

Average RPI Win: 228		WON-LOST	WINNING	LAST 10	STRENGTH OF	OPP. STRENGTH	TEAM	ADJ.	CONF.	ADJ CONF.
Average RPI Loss: 186		RECORD	PCT. RANK	GAMES	SCHEDULE	OF SCHEDULE	RPI	RPI	RPI	RPI
DIV. I ONLY		2- 5	256	2- 5	319	207	343	343	26	26
DIV. I NON-CONF.		2- 5	253	2- 5	321	209	344	344	27	27
TOTALS	RPI 1-25		RPI 26-50		W-L RECORDS	RPI 51-100	RPI 101-150		RPI 150+	
2- 5	0- 0		0- 0		OVERALL	0- 0	0- 3		2- 2	
2- 4	0- 0		0- 0		HOME	0- 0	0- 3		2- 1	
0- 1	0- 0		0- 0		AWAY	0- 0	0- 0		0- 1	
0- 0	0- 0		0- 0		NEUTRAL	0- 0	0- 0		0- 0	
2- 5	0- 0		0- 0		NON-CONFERENCE	0- 0	0- 3		2- 2	
2- 4	0- 0		0- 0		HOME	0- 0	0- 3		2- 1	
0- 1	0- 0		0- 0		AWAY	0- 0	0- 0		0- 1	
0- 0	0- 0		0- 0		NEUTRAL	0- 0	0- 0		0- 0	
0- 0	0- 0		0- 0		CONFERENCE	0- 0	0- 0		0- 0	
0- 0	0- 0		0- 0		HOME	0- 0	0- 0		0- 0	
0- 0	0- 0		0- 0		AWAY	0- 0	0- 0		0- 0	
0- 0	0- 0		0- 0		NEUTRAL	0- 0	0- 0		0- 0	

RPI 1-25				RPI 26-50				RPI 51-100				RPI 101+				Team's RPI: 343	
RPI	S	Opponent	Score	RPI	S	Opponent	Score	RPI	S	Opponent	Score	RPI	S	Opponent	Score		
												133	H	UNLV	51	65	
												134	H	East Carolina	46	82	
												138	H	Cal Poly	45	56	
												172	H	UTRGV	49	46	
												204	H	Houston	73	76	
												284	H	Rice	60	55	
												320	A	Texas Southern	43	51	
LAST 12 Division I GAMES:																	
				320	A	Texas Southern	43	51	138	H	Cal Poly	45	56				
				204	H	Houston	73	76									
				133	H	UNLV	51	65									
				172	H	UTRGV	49	46									
				284	H	Rice	60	55									
				134	H	East Carolina	46	82									

Non-Div I Games:	Western N.M.	57	42	Angelo St.	80	85
------------------	--------------	----	----	------------	----	----

A&M-Corpus Christi

■ Loss, ■ Non-Conf, S Site, H Home A Away N Neutral

Average RPI Win: 173		WON-LOST	WINNING	LAST 10	STRENGTH OF	OPP. STRENGTH	TEAM	ADJ.	CONF.	ADJ CONF.
Average RPI Loss: 71		RECORD	PCT. RANK	GAMES	SCHEDULE	OF SCHEDULE	RPI	RPI	RPI	RPI
DIV. I ONLY		5- 2	83	5- 2	20	230	16	16	26	26
DIV. I NON-CONF.		5- 2	84	5- 2	22	232	16	16	27	27
TOTALS		RPI 1-25	RPI 26-50	W-L RECORDS	RPI 51-100	RPI 101-150	RPI 150+			
5- 2	0- 1		0- 0	OVERALL	2- 0	0- 1	3- 0			
1- 0	0- 0		0- 0	HOME	0- 0	0- 0	1- 0			
2- 2	0- 1		0- 0	AWAY	1- 0	0- 1	1- 0			
2- 0	0- 0		0- 0	NEUTRAL	1- 0	0- 0	1- 0			
5- 2	0- 1		0- 0	NON-CONFERENCE	2- 0	0- 1	3- 0			
1- 0	0- 0		0- 0	HOME	0- 0	0- 0	1- 0			
2- 2	0- 1		0- 0	AWAY	1- 0	0- 1	1- 0			
2- 0	0- 0		0- 0	NEUTRAL	1- 0	0- 0	1- 0			
0- 0	0- 0		0- 0	CONFERENCE	0- 0	0- 0	0- 0			
0- 0	0- 0		0- 0	HOME	0- 0	0- 0	0- 0			
0- 0	0- 0		0- 0	AWAY	0- 0	0- 0	0- 0			
0- 0	0- 0		0- 0	NEUTRAL	0- 0	0- 0	0- 0			

RPI 1-25				Team's RPI: 16		RPI 26-50				RPI 51-100				RPI 101+			
RPI	S	Opponent	Score	RPI	S	Opponent	Score	RPI	S	Opponent	Score	RPI	S	Opponent	Score		
25	A	Kansas St.	45 76					80	N	Eastern Mich.	83 59	116	A	Texas Tech	65 71		
								99	A	Idaho	71 59	224	H	UTSA	79 60		
												227	A	Eastern Wash.	72 60		
												237	N	Grand Canyon	75 71		
LAST 12 Division I GAMES:																	
224	H	UTSA	79 60	99	A	Idaho	71 59										
25	A	Kansas St.	45 76	227	A	Eastern Wash.	72 60										
				80	N	Eastern Mich.	83 59										
				237	N	Grand Canyon	75 71										
				116	A	Texas Tech	65 71										

Non-Div I Games:	Southwest (NM)	91	39	Wayland Baptist	96	71	Missouri Valley	96	35
------------------	----------------	----	----	-----------------	----	----	-----------------	----	----

Abilene Christian

Loss, Non-Conf, S Site, H Home A Away N Neutral

Average RPI Win:	0	WON-LOST	WINNING	LAST 10	STRENGTH OF	OPP. STRENGTH	TEAM	ADJ.	CONF.	ADJ CONF.
Average RPI Loss:	179	RECORD	PCT. RANK	GAMES	SCHEDULE	OF SCHEDULE	RPI	RPI	RPI	RPI
DIV. I ONLY	0- 11	338	0- 10	208	253	336	336	17	17	
DIV. I NON-CONF.	0- 11	335	0- 11	213	255	339	339	17	17	
TOTALS	RPI 1-25	RPI 26-50	W-L RECORDS	RPI 51-100	RPI 101-150	RPI 150+				
0- 11	0- 1	0- 0	OVERALL	0- 3	0- 0	0- 7				
0- 3	0- 0	0- 0	HOME	0- 1	0- 0	0- 2				
0- 8	0- 1	0- 0	AWAY	0- 2	0- 0	0- 5				
0- 0	0- 0	0- 0	NEUTRAL	0- 0	0- 0	0- 0				
0- 11	0- 1	0- 0	NON-CONFERENCE	0- 3	0- 0	0- 7				
0- 3	0- 0	0- 0	HOME	0- 1	0- 0	0- 2				
0- 8	0- 1	0- 0	AWAY	0- 2	0- 0	0- 5				
0- 0	0- 0	0- 0	NEUTRAL	0- 0	0- 0	0- 0				
0- 0	0- 0	0- 0	CONFERENCE	0- 0	0- 0	0- 0				
0- 0	0- 0	0- 0	HOME	0- 0	0- 0	0- 0				
0- 0	0- 0	0- 0	AWAY	0- 0	0- 0	0- 0				
0- 0	0- 0	0- 0	NEUTRAL	0- 0	0- 0	0- 0				

RPI 1-25				RPI 26-50				RPI 51-100				RPI 101+ Team's RPI: 336			
RPI	S	Opponent	Score	RPI	S	Opponent	Score	RPI	S	Opponent	Score	RPI	S	Opponent	Score
24	A	Santa Clara	34 68					51	A	Gonzaga	35 88	209	A	George Mason	52 69
								80	H	Eastern Mich.	59 72	223	A	Navy	46 64
								96	A	Vanderbilt	29 86	227	A	Eastern Wash.	44 65
												228	A	UC Davis	40 66
												237	H	Grand Canyon	39 73
												286	H	Denver	48 57
												307	A	Southern Utah	56 75
LAST 12 Division I GAMES:															
223	A	Navy	46 64	80	H	Eastern Mich.	59 72	96	A	Vanderbilt	29 86	228	A	UC Davis	40 66
209	A	George Mason	52 69	24	A	Santa Clara	34 68	286	H	Denver	48 57	227	A	Eastern Wash.	44 65
307	A	Southern Utah	56 75	51	A	Gonzaga	35 88								

Non-Div I Games:

Air Force

■ Loss,
■ Non-Conf,
■ S Site,
■ H Home
■ A Away
N Neutral

Average RPI Win:	201	WON-LOST	WINNING	LAST 10	STRENGTH OF	OPP. STRENGTH	TEAM	ADJ.	CONF.	ADJ CONF.
Average RPI Loss:	107	RECORD	PCT. RANK	GAMES	SCHEDULE	OF SCHEDULE	RPI	RPI	RPI	RPI
DIV. I ONLY	5- 5	155	5- 4	155	83	155	155	10	10	
DIV. I NON-CONF.	5- 5	156	5- 5	158	83	156	156	10	10	
TOTALS	RPI 1-25	RPI 26-50	W-L RECORDS	RPI 51-100	RPI 101-150	RPI 150+				
5- 5	0- 0	0- 0	OVERALL	1- 3	1- 1	3- 1				
3- 1	0- 0	0- 0	HOME	1- 1	0- 0	2- 0				
2- 2	0- 0	0- 0	AWAY	0- 2	1- 0	1- 0				
0- 2	0- 0	0- 0	NEUTRAL	0- 0	0- 1	0- 1				
5- 5	0- 0	0- 0	NON-CONFERENCE	1- 3	1- 1	3- 1				
3- 1	0- 0	0- 0	HOME	1- 1	0- 0	2- 0				
2- 2	0- 0	0- 0	AWAY	0- 2	1- 0	1- 0				
0- 2	0- 0	0- 0	NEUTRAL	0- 0	0- 1	0- 1				
0- 0	0- 0	0- 0	CONFERENCE	0- 0	0- 0	0- 0				
0- 0	0- 0	0- 0	HOME	0- 0	0- 0	0- 0				
0- 0	0- 0	0- 0	AWAY	0- 0	0- 0	0- 0				
0- 0	0- 0	0- 0	NEUTRAL	0- 0	0- 0	0- 0				

RPI 1-25				RPI 26-50				RPI 51-100				RPI 101+				Team's RPI: 155	
RPI	S	Opponent	Score	RPI	S	Opponent	Score	RPI	S	Opponent	Score	RPI	S	Opponent	Score		
								58	H	FGCU	64	82	123	N	UNI	51	59
								87	A	San Diego	65	86	145	A	Northern Ky.	77	75
								88	A	Fla. Atlantic	77	91	178	N	Northern Colo.	65	78
								100	H	Youngstown St.	74	49	235	H	Winthrop	76	59
													261	H	UCF	74	54
													265	A	Valparaiso	85	74
LAST 12 Division I GAMES:																	
				100	H	Youngstown St.	74	49	87	A	San Diego	65	86				
				145	A	Northern Ky.	77	75	178	N	Northern Colo.	65	78				
				123	N	UNI	51	59	58	H	FGCU	64	82				
				265	A	Valparaiso	85	74	235	H	Winthrop	76	59				
				261	H	UCF	74	54	88	A	Fla. Atlantic	77	91				

Non-Div I Games: Rochester College 103 37

Akron

 Loss,
 Non-Conf,
 S Site,
 H Home
 A Away
N Neutral

Alabama

Through Games Of Dec. 27, 2015

Average RPI Win:	214	WON-LOST	WINNING	LAST 10	STRENGTH OF	OPP. STRENGTH	TEAM	ADJ.	CONF.	ADJ CONF.
Average RPI Loss:	84	RECORD	PCT. RANK	GAMES	SCHEDULE	OF SCHEDULE	RPI	RPI	RPI	RPI
DIV. I ONLY	10- 2	30	8- 2	322	31	122	122	2	2	
DIV. I NON-CONF.	10- 2	30	10- 2	322	33	124	124	2	2	
TOTALS	RPI 1-25	RPI 26-50	W-L RECORDS	RPI 51-100	RPI 101-150	RPI 150+				
10- 2	0- 0	0- 0	OVERALL	1- 1	1- 1	8- 0				
8- 0	0- 0	0- 0	HOME	1- 0	0- 0	7- 0				
0- 2	0- 0	0- 0	AWAY	0- 1	0- 1	0- 0				
2- 0	0- 0	0- 0	NEUTRAL	0- 0	1- 0	1- 0				
10- 2	0- 0	0- 0	NON-CONFERENCE	1- 1	1- 1	8- 0				
8- 0	0- 0	0- 0	HOME	1- 0	0- 0	7- 0				
0- 2	0- 0	0- 0	AWAY	0- 1	0- 1	0- 0				
2- 0	0- 0	0- 0	NEUTRAL	0- 0	1- 0	1- 0				
0- 0	0- 0	0- 0	CONFERENCE	0- 0	0- 0	0- 0				
0- 0	0- 0	0- 0	HOME	0- 0	0- 0	0- 0				
0- 0	0- 0	0- 0	AWAY	0- 0	0- 0	0- 0				
0- 0	0- 0	0- 0	NEUTRAL	0- 0	0- 0	0- 0				

RPI 1-25			RPI 26-50			RPI 51-100			RPI 101+			Team's RPI: 122
RPI	S	Opponent	Score	RPI	S	Opponent	Score	RPI	S	Opponent	Score	
						54	A UT Martin	65	83	111	N Middle Tenn.	64 46
						68	H Georgetown	78	66	113	A Georgia Tech	58 70
										159	N Utah Valley	67 60
										207	H Georgia St.	72 56
										238	H Grambling	72 57
										239	H Appalachian St.	93 59
										247	H Alcorn	97 50
										262	H North Florida	69 47
										289	H Mississippi Val.	98 35
										323	H Alabama A&M	96 44
LAST 12 Division I GAMES:												
113	A	Georgia Tech	58	70	238	H	Grambling	72	57			
262	H	North Florida	69	47	111	N	Middle Tenn.	64	46			
68	H	Georgetown	78	66	207	H	Georgia St.	72	56			
247	H	Alcorn	97	50	289	H	Mississippi Val.	98	35			
54	A	UT Martin	65	83	239	H	Appalachian St.	93	59			
159	N	Utah Valley	67	60	323	H	Alabama A&M	96	44			

Non-Div I Games:

Alabama

■ Loss,
 ■ Non-Conf, S Site,
 ■ Home
 ■ Away
 N Neutral

Average RPI Win:	0	WON-LOST	WINNING	LAST 10	STRENGTH OF	OPP. STRENGTH	TEAM	ADJ.	CONF.	ADJ CONF.
Average RPI Loss:	173	RECORD	PCT. RANK	GAMES	SCHEDULE	OF SCHEDULE	RPI	RPI	RPI	RPI
DIV. I ONLY	0- 8	338	0- 8	129	335	323	323	31	31	
DIV. I NON-CONF.	0- 8	335	0- 8	131	336	327	327	31	31	
TOTALS	RPI 1-25	RPI 26-50	W-L RECORDS	RPI 51-100	RPI 101-150	RPI 150+				
0- 8	0- 0	0- 0	OVERALL	0- 1	0- 2	0- 5				
0- 5	0- 0	0- 0	HOME	0- 1	0- 1	0- 3				
0- 3	0- 0	0- 0	AWAY	0- 0	0- 1	0- 2				
0- 0	0- 0	0- 0	NEUTRAL	0- 0	0- 0	0- 0				
0- 8	0- 0	0- 0	NON-CONFERENCE	0- 1	0- 2	0- 5				
0- 5	0- 0	0- 0	HOME	0- 1	0- 1	0- 3				
0- 3	0- 0	0- 0	AWAY	0- 0	0- 1	0- 2				
0- 0	0- 0	0- 0	NEUTRAL	0- 0	0- 0	0- 0				
0- 0	0- 0	0- 0	CONFERENCE	0- 0	0- 0	0- 0				
0- 0	0- 0	0- 0	HOME	0- 0	0- 0	0- 0				
0- 0	0- 0	0- 0	AWAY	0- 0	0- 0	0- 0				
0- 0	0- 0	0- 0	NEUTRAL	0- 0	0- 0	0- 0				

RPI 1-25				RPI 26-50				RPI 51-100				RPI 101+ Team's RPI: 323					
RPI	S	Opponent	Score	RPI	S	Opponent	Score	RPI	S	Opponent	Score	RPI	S	Opponent	Score		
								85	H	Belmont	28	78	122	A	Alabama	44	96
													131	H	Saint Louis	60	91
													168	H	Samford	30	54
													171	A	Marshall	45	81
													186	H	Southeast Mo. St.	58	69
													219	A	Morehead St.	69	112
													300	H	Murray St.	59	76
LAST 12 Division I GAMES:																	
				131	H	Saint Louis	60	91	219	A	Morehead St.	69	112				
				171	A	Marshall	45	81	122	A	Alabama	44	96				
				168	H	Samford	30	54									
				85	H	Belmont	28	78									
				186	H	Southeast Mo. St.	58	69									
				300	H	Murray St.	59	76									

Non-Div I Games: Tuskegee 66 55

Alabama A&M

■ Loss,
 ■ Non-Conf, S Site,
 ■ Home
 ■ Away
 N Neutral

Average RPI Win: 258		WON-LOST	WINNING	LAST 10	STRENGTH OF	OPP. STRENGTH	TEAM	ADJ.	CONF.	ADJ CONF.
Average RPI Loss: 197		RECORD	PCT. RANK	GAMES	SCHEDULE	OF SCHEDULE	RPI	RPI	RPI	RPI
DIV. I ONLY		1- 7	317	1- 7	325	272	347	347	31	31
DIV. I NON-CONF.		1- 7	311	1- 7	326	271	347	347	31	31
TOTALS	RPI 1-25		RPI 26-50		W-L RECORDS		RPI 51-100		RPI 101-150	RPI 150+
1- 7	0- 0		0- 0		OVERALL		0- 0		0- 2	1- 5
0- 4	0- 0		0- 0		HOME		0- 0		0- 0	0- 4
0- 2	0- 0		0- 0		AWAY		0- 0		0- 2	0- 0
1- 1	0- 0		0- 0		NEUTRAL		0- 0		0- 0	1- 1
1- 7	0- 0		0- 0		NON-CONFERENCE		0- 0		0- 2	1- 5
0- 4	0- 0		0- 0		HOME		0- 0		0- 0	0- 4
0- 2	0- 0		0- 0		AWAY		0- 0		0- 2	0- 0
1- 1	0- 0		0- 0		NEUTRAL		0- 0		0- 0	1- 1
0- 0	0- 0		0- 0		CONFERENCE		0- 0		0- 0	0- 0
0- 0	0- 0		0- 0		HOME		0- 0		0- 0	0- 0
0- 0	0- 0		0- 0		AWAY		0- 0		0- 0	0- 0
0- 0	0- 0		0- 0		NEUTRAL		0- 0		0- 0	0- 0

RPI 1-25				RPI 26-50				RPI 51-100				RPI 101+				Team's RPI: 347	
RPI	S	Opponent	Score	RPI	S	Opponent	Score	RPI	S	Opponent	Score	RPI	S	Opponent	Score		
												113	A	Georgia Tech	54	80	
												130	A	Southern Miss.	44	65	
												168	H	Samford	35	54	
												213	H	Savannah St.	49	60	
												231	H	Troy	59	73	
												244	N	Tennessee St.	64	74	
												258	N	Siena	57	53	
												278	H	South Ala.	43	47	
LAST 12 Division I GAMES:																	
				258	N	Siena	57	53	168	H	Samford	35	54				
				244	N	Tennessee St.	64	74	231	H	Troy	59	73				
				130	A	Southern Miss.	44	65	213	H	Savannah St.	49	60				
									278	H	South Ala.	43	47				
									113	A	Georgia Tech	54	80				

Non-Div I Games:	Mobile	71	56
------------------	--------	----	----

Alabama St.

Loss, Non-Conf, S Site, H Home A Away N Neutral

Average RPI Win:	224	WON-LOST	WINNING	LAST 10	STRENGTH OF	OPP. STRENGTH	TEAM	ADJ.	CONF.	ADJ CONF.
Average RPI Loss:	22	RECORD	PCT. RANK	GAMES	SCHEDULE	OF SCHEDULE	RPI	RPI	RPI	RPI
DIV. I ONLY	8- 3	71	7- 3	111	97	38	38	20	20	
DIV. I NON-CONF.	8- 3	72	8- 3	113	94	37	37	20	20	
TOTALS	RPI 1-25	RPI 26-50	W-L RECORDS	RPI 51-100	RPI 101-150	RPI 150+				
8- 3	0- 2	0- 0	OVERALL	1- 1	0- 0	7- 0				
2- 0	0- 0	0- 0	HOME	0- 0	0- 0	2- 0				
4- 3	0- 2	0- 0	AWAY	0- 1	0- 0	4- 0				
2- 0	0- 0	0- 0	NEUTRAL	1- 0	0- 0	1- 0				
8- 3	0- 2	0- 0	NON-CONFERENCE	1- 1	0- 0	7- 0				
2- 0	0- 0	0- 0	HOME	0- 0	0- 0	2- 0				
4- 3	0- 2	0- 0	AWAY	0- 1	0- 0	4- 0				
2- 0	0- 0	0- 0	NEUTRAL	1- 0	0- 0	1- 0				
0- 0	0- 0	0- 0	CONFERENCE	0- 0	0- 0	0- 0				
0- 0	0- 0	0- 0	HOME	0- 0	0- 0	0- 0				
0- 0	0- 0	0- 0	AWAY	0- 0	0- 0	0- 0				
0- 0	0- 0	0- 0	NEUTRAL	0- 0	0- 0	0- 0				

RPI 1-25				RPI 26-50		Team's RPI: 38		RPI 51-100				RPI 101+			
RPI	S	Opponent	Score	RPI	S	Opponent	Score	RPI	S	Opponent	Score	RPI	S	Opponent	Score
2	A	Southern California	67 68					59	A	Army West Point	62 65	162	H	Providence	71 58
6	A	Tennessee	55 63					79	N	Toledo	63 55	181	A	Rhode Island	67 58
												228	N	UC Davis	80 70
												257	H	Pepperdine	64 49
												258	A	Siena	61 42
												281	A	Fairfield	62 50
												345	A	Boston U.	83 43
LAST 12 Division I GAMES:															
2	A	Southern California	67 68	281	A	Fairfield	62 50								
228	N	UC Davis	80 70	59	A	Army West Point	62 65								
258	A	Siena	61 42	162	H	Providence	71 58								
345	A	Boston U.	83 43	6	A	Tennessee	55 63								
257	H	Pepperdine	64 49	181	A	Rhode Island	67 58								
				79	N	Toledo	63 55								

Non-Div I Games:

Albany (NY)

■ Loss,
 ■ Non-Conf, S Site,
 ■ Home
 ■ Away
 N Neutral

Average RPI Win:	0	WON-LOST	WINNING	LAST 10	STRENGTH OF	OPP. STRENGTH	TEAM	ADJ.	CONF.	ADJ CONF.
Average RPI Loss:	138	RECORD	PCT. RANK	GAMES	SCHEDULE	OF SCHEDULE	RPI	RPI	RPI	RPI
DIV. I ONLY	0- 7	338	0- 7	15	342	247	247	31	31	
DIV. I NON-CONF.	0- 7	335	0- 7	16	341	250	250	31	31	
TOTALS	RPI 1-25	RPI 26-50	W-L RECORDS	RPI 51-100	RPI 101-150	RPI 150+				
0- 7	0- 0	0- 0	OVERALL	0- 3	0- 3	0- 1				
0- 0	0- 0	0- 0	HOME	0- 0	0- 0	0- 0				
0- 7	0- 0	0- 0	AWAY	0- 2	0- 2	0- 1				
0- 0	0- 0	0- 0	NEUTRAL	0- 0	0- 0	0- 0				
0- 7	0- 0	0- 0	NON-CONFERENCE	0- 3	0- 3	0- 1				
0- 0	0- 0	0- 0	HOME	0- 0	0- 0	0- 0				
0- 7	0- 0	0- 0	AWAY	0- 3	0- 3	0- 1				
0- 0	0- 0	0- 0	NEUTRAL	0- 0	0- 0	0- 0				
0- 0	0- 0	0- 0	CONFERENCE	0- 0	0- 0	0- 0				
0- 0	0- 0	0- 0	HOME	0- 0	0- 0	0- 0				
0- 0	0- 0	0- 0	AWAY	0- 0	0- 0	0- 0				
0- 0	0- 0	0- 0	NEUTRAL	0- 0	0- 0	0- 0				

RPI 1-25				RPI 26-50				RPI 51-100				RPI 101+ Team's RPI: 247					
RPI	S	Opponent	Score	RPI	S	Opponent	Score	RPI	S	Opponent	Score	RPI	S	Opponent	Score		
								76	A	Northwestern	47	91	122	A	Alabama	50	97
								77	A	Arkansas St.	50	82	134	A	East Carolina	58	87
								94	A	Central Ark.	35	58	140	A	Iowa St.	41	91
													321	A	Jacksonville St.	65	67
LAST 12 Division I GAMES:																	
140	A	Iowa St.	41	91	321	A	Jacksonville St.	65	67								
76	A	Northwestern	47	91	94	A	Central Ark.	35	58								
77	A	Arkansas St.	50	82	134	A	East Carolina	58	87								
122	A	Alabama	50	97													

Non-Div I Games: Mt. Mercy 60 56 Delta St. 66 57

Alcorn

Loss, Non-Conf, S Site, H Home A Away N Neutral

Average RPI Win:	294	WON-LOST	WINNING	LAST 10	STRENGTH OF	OPP. STRENGTH	TEAM	ADJ.	CONF.	ADJ CONF.
Average RPI Loss:	115	RECORD	PCT. RANK	GAMES	SCHEDULE	OF SCHEDULE	RPI	RPI	RPI	RPI
DIV. I ONLY	2- 9	303	2- 8	24	325	195	195	29	29	
DIV. I NON-CONF.	2- 9	298	2- 9	27	327	194	194	29	29	
TOTALS	RPI 1-25	RPI 26-50	W-L RECORDS	RPI 51-100	RPI 101-150	RPI 150+				
2- 9	0- 0	0- 1	OVERALL	0- 3	0- 2	2- 3				
1- 3	0- 0	0- 0	HOME	0- 2	0- 1	1- 0				
1- 6	0- 0	0- 1	AWAY	0- 1	0- 1	1- 3				
0- 0	0- 0	0- 0	NEUTRAL	0- 0	0- 0	0- 0				
2- 9	0- 0	0- 1	NON-CONFERENCE	0- 3	0- 2	2- 3				
1- 3	0- 0	0- 0	HOME	0- 2	0- 1	1- 0				
1- 6	0- 0	0- 1	AWAY	0- 1	0- 1	1- 3				
0- 0	0- 0	0- 0	NEUTRAL	0- 0	0- 0	0- 0				
0- 0	0- 0	0- 0	CONFERENCE	0- 0	0- 0	0- 0				
0- 0	0- 0	0- 0	HOME	0- 0	0- 0	0- 0				
0- 0	0- 0	0- 0	AWAY	0- 0	0- 0	0- 0				
0- 0	0- 0	0- 0	NEUTRAL	0- 0	0- 0	0- 0				

RPI	S	Opponent	Score	RPI	S	Opponent	Score	RPI	S	Opponent	Score	RPI	S	Opponent	Score	Team's RPI: 195
40	A	Princeton	34 72	55	H	Elon	54 62	119	A	James Madison	45 74					
				67	H	Hofstra	51 60	147	H	Wake Forest	70 71					
				72	A	George Washington	48 78	154	A	Pittsburgh	58 76					
								175	A	William & Mary	51 62					
								202	A	UMBC	46 47					
								256	H	Manhattan	52 48					
								331	A	Dartmouth	45 41					
LAST 12 Division I GAMES:																
119	A	James Madison	45 74	154	A	Pittsburgh	58 76									
202	A	UMBC	46 47	256	H	Manhattan	52 48									
147	H	Wake Forest	70 71	331	A	Dartmouth	45 41									
175	A	William & Mary	51 62	72	A	George Washington	48 78									
55	H	Elon	54 62	40	A	Princeton	34 72									
67	H	Hofstra	51 60													

Non-Div I Games:

American

 Loss,
 Non-Conf,
 S Site,
 H Home
 A Away
N Neutral

Average RPI Win:	158	WON-LOST	WINNING	LAST 10	STRENGTH OF	OPP. STRENGTH	TEAM	ADJ.	CONF.	ADJ CONF.
Average RPI Loss:	151	RECORD	PCT. RANK	GAMES	SCHEDULE	OF SCHEDULE	RPI	RPI	RPI	RPI
DIV. I ONLY	3- 6	234	3- 6	173	100	239	239	19	19	
DIV. I NON-CONF.	3- 6	231	3- 6	176	97	240	240	19	19	
TOTALS	RPI 1-25	RPI 26-50	W-L RECORDS	RPI 51-100	RPI 101-150	RPI 150+				
3- 6	0- 0	0- 0	OVERALL	0- 1	1- 3	2- 2				
3- 1	0- 0	0- 0	HOME	0- 0	1- 1	2- 0				
0- 3	0- 0	0- 0	AWAY	0- 0	0- 2	0- 1				
0- 2	0- 0	0- 0	NEUTRAL	0- 1	0- 0	0- 1				
3- 6	0- 0	0- 0	NON-CONFERENCE	0- 1	1- 3	2- 2				
3- 1	0- 0	0- 0	HOME	0- 0	1- 1	2- 0				
0- 3	0- 0	0- 0	AWAY	0- 0	0- 2	0- 1				
0- 2	0- 0	0- 0	NEUTRAL	0- 1	0- 0	0- 1				
0- 0	0- 0	0- 0	CONFERENCE	0- 0	0- 0	0- 0				
0- 0	0- 0	0- 0	HOME	0- 0	0- 0	0- 0				
0- 0	0- 0	0- 0	AWAY	0- 0	0- 0	0- 0				
0- 0	0- 0	0- 0	NEUTRAL	0- 0	0- 0	0- 0				

RPI 1-25			RPI 26-50			RPI 51-100			RPI 101+			Team's RPI: 239
RPI	S	Opponent	Score	RPI	S	Opponent	Score	RPI	S	Opponent	Score	
						62 N	South Dakota	60		117 H	ETSU	70 52
										120 A	North Carolina	59 68
										122 A	Alabama	59 93
										150 H	Liberty	68 74
										157 A	Col. of Charleston	50 60
										165 H	Furman	92 78
										191 H	Richmond	73 59
										294 N	Delaware St.	69 76
LAST 12 Division I GAMES:												
						294 N	Delaware St.	69		165 H	Furman	92 78
						62 N	South Dakota	60		191 H	Richmond	73 59
						117 H	ETSU	70		120 A	North Carolina	59 68
						122 A	Alabama	59		157 A	Col. of Charleston	50 60
						150 H	Liberty	68				

Non-Div I Games:

Appalachian St.

■ Loss,
 ■ Non-Conf,
 S Site,
 ■ Home
 ■ Away
 N Neutral

Average RPI Win:	179	WON-LOST	WINNING	LAST 10	STRENGTH OF	OPP. STRENGTH	TEAM	ADJ.	CONF.	ADJ CONF.
Average RPI Loss:	99	RECORD	PCT. RANK	GAMES	SCHEDULE	OF SCHEDULE	RPI	RPI	RPI	RPI
DIV. I ONLY	8- 3	71	7- 3	84	129	60	60	1	1	
DIV. I NON-CONF.	8- 3	72	8- 3	87	131	60	60	1	1	
TOTALS	RPI 1-25	RPI 26-50	W-L RECORDS	RPI 51-100	RPI 101-150	RPI 150+				
8- 3	0- 0	0- 0	OVERALL	2- 2	1- 0	5- 1				
5- 0	0- 0	0- 0	HOME	1- 0	1- 0	3- 0				
2- 1	0- 0	0- 0	AWAY	1- 0	0- 0	1- 0				
1- 2	0- 0	0- 0	NEUTRAL	0- 1	0- 0	1- 1				
8- 3	0- 0	0- 0	NON-CONFERENCE	2- 2	1- 0	5- 1				
5- 0	0- 0	0- 0	HOME	1- 0	1- 0	3- 0				
2- 1	0- 0	0- 0	AWAY	1- 1	0- 0	1- 0				
1- 2	0- 0	0- 0	NEUTRAL	0- 1	0- 0	1- 1				
0- 0	0- 0	0- 0	CONFERENCE	0- 0	0- 0	0- 0				
0- 0	0- 0	0- 0	HOME	0- 0	0- 0	0- 0				
0- 0	0- 0	0- 0	AWAY	0- 0	0- 0	0- 0				
0- 0	0- 0	0- 0	NEUTRAL	0- 0	0- 0	0- 0				

RPI 1-25				RPI 26-50				RPI 51-100				Team's RPI: 60	RPI 101+				
RPI	S	Opponent	Score	RPI	S	Opponent	Score	RPI	S	Opponent	Score		RPI	S	Opponent	Score	
								58	N	FGCU	55	57	126	H	Pacific	69	56
								79	A	Toledo	62	59	151	N	SMU	46	58
								87	A	San Diego	54	59	174	A	North Texas	51	44
								93	H	New Mexico St.	68	64	220	H	Kansas	67	52
													222	N	Gardner-Webb	79	60
													225	H	Louisiana Tech	77	67
													296	H	Howard	65	28
LAST 12 Division I GAMES:																	
				222	N	Gardner-Webb	79	60	58	N	FGCU	55	57				
				220	H	Kansas	67	52	151	N	SMU	46	58				
				87	A	San Diego	54	59	225	H	Louisiana Tech	77	67				
				296	H	Howard	65	28	126	H	Pacific	69	56				
				79	A	Toledo	62	59	93	H	New Mexico St.	68	64				
									174	A	North Texas	51	44				

Non-Div I Games:

Arizona

■ Loss,
 ■ Non-Conf,
 ■ S Site,
 ■ H Home
 ■ A Away
 N Neutral

Average RPI Win:	145	WON-LOST	WINNING	LAST 10	STRENGTH OF	OPP. STRENGTH	TEAM	ADJ.	CONF.	ADJ CONF.
Average RPI Loss:	28	RECORD	PCT. RANK	GAMES	SCHEDULE	OF SCHEDULE	RPI	RPI	RPI	RPI
DIV. I ONLY	8- 3	71	8- 2	16	67	19	19	1	1	
DIV. I NON-CONF.	8- 3	72	8- 3	17	68	19	19	1	1	
TOTALS	RPI 1-25	RPI 26-50	W-L RECORDS	RPI 51-100	RPI 101-150	RPI 150+				
8- 3	0- 2	2- 0	OVERALL	1- 1	1- 0	4- 0				
3- 2	0- 1	1- 0	HOME	1- 1	0- 0	1- 0				
4- 0	0- 0	1- 0	AWAY	0- 0	1- 0	2- 0				
1- 1	0- 1	0- 0	NEUTRAL	0- 0	0- 0	1- 0				
8- 3	0- 2	2- 0	NON-CONFERENCE	1- 1	1- 0	4- 0				
3- 2	0- 1	1- 0	HOME	1- 1	0- 0	1- 0				
4- 0	0- 0	1- 0	AWAY	0- 0	1- 0	2- 0				
1- 1	0- 1	0- 0	NEUTRAL	0- 0	0- 0	1- 0				
0- 0	0- 0	0- 0	CONFERENCE	0- 0	0- 0	0- 0				
0- 0	0- 0	0- 0	HOME	0- 0	0- 0	0- 0				
0- 0	0- 0	0- 0	AWAY	0- 0	0- 0	0- 0				
0- 0	0- 0	0- 0	NEUTRAL	0- 0	0- 0	0- 0				

RPI 1-25				RPI 26-50				RPI 51-100				RPI 101+			
RPI	S	Opponent	Score	RPI	S	Opponent	Score	RPI	S	Opponent	Score	RPI	S	Opponent	Score
5	H	Kentucky	64 68	28	H	Florida St.	68 56	70	H	VCU	48 57	149	A	Hawaii	75 49
8	N	South Carolina	58 60	47	A	Syracuse	61 54	86	H	Marquette	90 80	151	A	SMU	64 57
												185	H	Columbia	70 49
												248	A	Hartford	60 29
												264	N	CSU Bakersfield	60 47
LAST 12 Division I GAMES:															
				28	H	Florida St.	68 56	248	A	Hartford	60 29				
				86	H	Marquette	90 80	47	A	Syracuse	61 54				
				8	N	South Carolina	58 60	185	H	Columbia	70 49				
				151	A	SMU	64 57	70	H	VCU	48 57				
				5	H	Kentucky	64 68	264	N	CSU Bakersfield	60 47				
								149	A	Hawaii	75 49				

Non-Div I Games:

Arizona St.

■ Loss,
■ Non-Conf, S Site,
■ Home
■ Away
N Neutral

Average RPI Win:	0	WON-LOST	WINNING	LAST 10	STRENGTH OF	OPP. STRENGTH	TEAM	ADJ.	CONF.	ADJ CONF.
Average RPI Loss:	121	RECORD	PCT. RANK	GAMES	SCHEDULE	OF SCHEDULE	RPI	RPI	RPI	RPI
DIV. I ONLY	0- 6	338	0- 6	4	343	200	200	31	31	
DIV. I NON-CONF.	0- 6	335	0- 6	5	342	200	200	31	31	
TOTALS	RPI 1-25	RPI 26-50	W-L RECORDS	RPI 51-100	RPI 101-150	RPI 150+				
0- 6	0- 0	0- 1	OVERALL	0- 1	0- 2	0- 2				
0- 0	0- 0	0- 0	HOME	0- 0	0- 0	0- 0				
0- 6	0- 0	0- 1	AWAY	0- 0	0- 1	0- 1				
0- 0	0- 0	0- 0	NEUTRAL	0- 0	0- 0	0- 0				
0- 6	0- 0	0- 1	NON-CONFERENCE	0- 1	0- 2	0- 2				
0- 0	0- 0	0- 0	HOME	0- 0	0- 0	0- 0				
0- 6	0- 0	0- 1	AWAY	0- 1	0- 2	0- 2				
0- 0	0- 0	0- 0	NEUTRAL	0- 0	0- 0	0- 0				
0- 0	0- 0	0- 0	CONFERENCE	0- 0	0- 0	0- 0				
0- 0	0- 0	0- 0	HOME	0- 0	0- 0	0- 0				
0- 0	0- 0	0- 0	AWAY	0- 0	0- 0	0- 0				
0- 0	0- 0	0- 0	NEUTRAL	0- 0	0- 0	0- 0				

RPI 1-25				RPI 26-50				RPI 51-100				RPI 101+				Team's RPI: 200	
RPI	S	Opponent	Score	RPI	S	Opponent	Score	RPI	S	Opponent	Score	RPI	S	Opponent	Score		
				36	A	Missouri	34 85	90	A	Nebraska	46 96	116	A	Texas Tech	40 84		
												140	A	Iowa St.	41 70		
												163	A	UAB	32 82		
												182	A	Ole Miss	45 80		
LAST 12 Division I GAMES:																	
				116	A	Texas Tech	40 84	163	A	UAB	32 82						
				140	A	Iowa St.	41 70	36	A	Missouri	34 85						
				182	A	Ole Miss	45 80	90	A	Nebraska	46 96						

Non-Div I Games: Talladega 73 83 Philander Smith 63 51 Tougaloo 65 51 Talladega 68 55
Ark.-Pine Bluff

Arkansas

Through Games Of Dec. 27, 2015

Average RPI Win:	239	WON-LOST	WINNING	LAST 10	STRENGTH OF	OPP. STRENGTH	TEAM	ADJ.	CONF.	ADJ CONF.
Average RPI Loss:	110	RECORD	PCT. RANK	GAMES	SCHEDULE	OF SCHEDULE	RPI	RPI	RPI	RPI
DIV. I ONLY	3- 8	263	2- 8	134	172	254	254	2	2	
DIV. I NON-CONF.	3- 8	262	3- 8	138	175	258	258	2	2	
TOTALS	RPI 1-25	RPI 26-50	W-L RECORDS	RPI 51-100	RPI 101-150	RPI 150+				
3- 8	0- 2	0- 1	OVERALL	0- 1	0- 2	3- 2				
3- 2	0- 0	0- 0	HOME	0- 0	0- 1	3- 1				
0- 3	0- 1	0- 1	AWAY	0- 0	0- 1	0- 0				
0- 3	0- 1	0- 0	NEUTRAL	0- 1	0- 0	0- 1				
3- 8	0- 2	0- 1	NON-CONFERENCE	0- 1	0- 2	3- 2				
3- 2	0- 0	0- 0	HOME	0- 0	0- 1	3- 1				
0- 3	0- 1	0- 1	AWAY	0- 0	0- 1	0- 0				
0- 3	0- 1	0- 0	NEUTRAL	0- 1	0- 0	0- 1				
0- 0	0- 0	0- 0	CONFERENCE	0- 0	0- 0	0- 0				
0- 0	0- 0	0- 0	HOME	0- 0	0- 0	0- 0				
0- 0	0- 0	0- 0	AWAY	0- 0	0- 0	0- 0				
0- 0	0- 0	0- 0	NEUTRAL	0- 0	0- 0	0- 0				

RPI 1-25				RPI 26-50				RPI 51-100				RPI 101+ Team's RPI: 254			
RPI	S	Opponent	Score	RPI	S	Opponent	Score	RPI	S	Opponent	Score	RPI	S	Opponent	Score
18	A	Rutgers	40 60	50	A	South Dakota St.	69 76	73	N	Oregon St.	47 63	115	H	Missouri St.	54 69
22	N	Texas	50 61									148	A	Butler	57 63
												180	N	La.-Lafayette	59 67
												201	H	Oral Roberts	65 50
												210	H	Sam Houston St.	67 47
												276	H	Tulsa	67 74
												305	H	Southeastern La.	97 53
LAST 12 Division I GAMES:															
18	A	Rutgers	40 60	22	N	Texas	50 61	148	A	Butler	57 63	201	H	Oral Roberts	65 50
115	H	Missouri St.	54 69	73	N	Oregon St.	47 63	210	H	Sam Houston St.	67 47	276	H	Tulsa	67 74
73	N	Oregon St.	47 63	50	A	South Dakota St.	69 76	305	H	Southeastern La.	97 53				
180	N	La.-Lafayette	59 67												
276	H	Tulsa	67 74												
50	A	South Dakota St.	69 76												

Non-Div I Games:

Arkansas

■ Loss,
 ■ Non-Conf,
 ■ S Site,
 ■ H Home
 ■ A Away
 N Neutral

Average RPI Win:	190	WON-LOST	WINNING	LAST 10	STRENGTH OF	OPP. STRENGTH	TEAM	ADJ.	CONF.	ADJ CONF.
Average RPI Loss:	47	RECORD	PCT. RANK	GAMES	SCHEDULE	OF SCHEDULE	RPI	RPI	RPI	RPI
DIV. I ONLY	6- 3	98	6- 3	193	26	77	77	19	19	
DIV. I NON-CONF.	6- 3	97	6- 3	200	28	77	77	19	19	
TOTALS	RPI 1-25	RPI 26-50	W-L RECORDS	RPI 51-100	RPI 101-150	RPI 150+				
6- 3	0- 1	0- 1	OVERALL	2- 1	0- 0	4- 0				
3- 0	0- 0	0- 0	HOME	0- 0	0- 0	3- 0				
3- 3	0- 1	0- 1	AWAY	2- 1	0- 0	1- 0				
0- 0	0- 0	0- 0	NEUTRAL	0- 0	0- 0	0- 0				
6- 3	0- 1	0- 1	NON-CONFERENCE	2- 1	0- 0	4- 0				
3- 0	0- 0	0- 0	HOME	0- 0	0- 0	3- 0				
3- 3	0- 1	0- 1	AWAY	2- 1	0- 0	1- 0				
0- 0	0- 0	0- 0	NEUTRAL	0- 0	0- 0	0- 0				
0- 0	0- 0	0- 0	CONFERENCE	0- 0	0- 0	0- 0				
0- 0	0- 0	0- 0	HOME	0- 0	0- 0	0- 0				
0- 0	0- 0	0- 0	AWAY	0- 0	0- 0	0- 0				
0- 0	0- 0	0- 0	NEUTRAL	0- 0	0- 0	0- 0				

RPI 1-25				RPI 26-50				RPI 51-100				RPI 101+			
RPI	S	Opponent	Score	RPI	S	Opponent	Score	RPI	S	Opponent	Score	RPI	S	Opponent	Score
23	A	Chattanooga	54 55	29	A	Florida	72 76	54	A	UT Martin	76 74	246	A	Tennessee Tech	77 55
								58	A	FGCU	62 48	247	H	Alcorn	82 50
								90	A	Nebraska	71 79	266	H	Wichita St.	67 40
												271	H	Austin Peay	66 55
LAST 12 Division I GAMES:															
58	A	FGCU	62 48	90	A	Nebraska	71 79	271	H	Austin Peay	66 55				
23	A	Chattanooga	54 55	247	H	Alcorn	82 50								
266	H	Wichita St.	67 40	29	A	Florida	72 76								
54	A	UT Martin	76 74												
246	A	Tennessee Tech	77 55												

Non-Div I Games:

Arkansas St.

Army West Point

Through Games Of Dec. 27, 2015

Average RPI Win:	219	WON-LOST	WINNING	LAST 10	STRENGTH OF	OPP. STRENGTH	TEAM	ADJ.	CONF.	ADJ CONF.
Average RPI Loss:	7	RECORD	PCT. RANK	GAMES	SCHEDULE	OF SCHEDULE	RPI	RPI	RPI	RPI
DIV. I ONLY	8- 1	24	8- 1	223	145	59	59	29	29	
DIV. I NON-CONF.	8- 1	24	8- 1	229	148	59	59	29	29	
TOTALS	RPI 1-25	RPI 26-50	W-L RECORDS	RPI 51-100	RPI 101-150	RPI 150+				
8- 1	0- 1	1- 0	OVERALL	0- 0	1- 0	6- 0				
5- 0	0- 0	1- 0	HOME	0- 0	0- 0	4- 0				
3- 1	0- 1	0- 0	AWAY	0- 0	1- 0	2- 0				
0- 0	0- 0	0- 0	NEUTRAL	0- 0	0- 0	0- 0				
8- 1	0- 1	1- 0	NON-CONFERENCE	0- 0	1- 0	6- 0				
5- 0	0- 0	1- 0	HOME	0- 0	0- 0	4- 0				
3- 1	0- 1	0- 0	AWAY	0- 0	1- 0	2- 0				
0- 0	0- 0	0- 0	NEUTRAL	0- 0	0- 0	0- 0				
0- 0	0- 0	0- 0	CONFERENCE	0- 0	0- 0	0- 0				
0- 0	0- 0	0- 0	HOME	0- 0	0- 0	0- 0				
0- 0	0- 0	0- 0	AWAY	0- 0	0- 0	0- 0				
0- 0	0- 0	0- 0	NEUTRAL	0- 0	0- 0	0- 0				

RPI 1-25				RPI 26-50				RPI 51-100				Team's RPI: 59	RPI 101+			
RPI	S	Opponent	Score	RPI	S	Opponent	Score	RPI	S	Opponent	Score		RPI	S	Opponent	Score
7	A	Duke	61 72	38	H	Albany (NY)	65 62						135	A	Yale	65 61
													184	H	Quinnipiac	67 57
													194	H	Rider	57 42
													257	H	Pepperdine	63 53
													288	H	Central Conn. St.	81 52
													314	A	St. Francis Brooklyn	74 35
													341	A	NJIT	71 35
LAST 12 Division I GAMES:																
341	A	NJIT	71 35	314	A	St. Francis Brooklyn	74 35									
184	H	Quinnipiac	67 57	38	H	Albany (NY)	65 62									
257	H	Pepperdine	63 53	135	A	Yale	65 61									
				194	H	Rider	57 42									
				7	A	Duke	61 72									
				288	H	Central Conn. St.	81 52									

Non-Div I Games: Emerson 86 47

Army West Point

Loss, Non-Conf, S Site, H Home A Away N Neutral

Average RPI Win:	195	WON-LOST	WINNING	LAST 10	STRENGTH OF	OPP. STRENGTH	TEAM	ADJ.	CONF.	ADJ CONF.
Average RPI Loss:	89	RECORD	PCT. RANK	GAMES	SCHEDULE	OF SCHEDULE	RPI	RPI	RPI	RPI
DIV. I ONLY	10- 2	30	8- 2	280	40	101	101	2	2	
DIV. I NON-CONF.	10- 2	30	10- 2	281	41	99	99	2	2	
TOTALS	RPI 1-25	RPI 26-50	W-L RECORDS	RPI 51-100	RPI 101-150	RPI 150+				
10- 2	0- 0	0- 0	OVERALL	0- 2	3- 0	7- 0				
4- 1	0- 0	0- 0	HOME	0- 1	1- 0	3- 0				
3- 1	0- 0	0- 0	AWAY	0- 1	0- 0	3- 0				
3- 0	0- 0	0- 0	NEUTRAL	0- 0	2- 0	1- 0				
10- 2	0- 0	0- 0	NON-CONFERENCE	0- 2	3- 0	7- 0				
4- 1	0- 0	0- 0	HOME	0- 1	1- 0	3- 0				
3- 1	0- 0	0- 0	AWAY	0- 1	0- 0	3- 0				
3- 0	0- 0	0- 0	NEUTRAL	0- 0	2- 0	1- 0				
0- 0	0- 0	0- 0	CONFERENCE	0- 0	0- 0	0- 0				
0- 0	0- 0	0- 0	HOME	0- 0	0- 0	0- 0				
0- 0	0- 0	0- 0	AWAY	0- 0	0- 0	0- 0				
0- 0	0- 0	0- 0	NEUTRAL	0- 0	0- 0	0- 0				

RPI S	Opponent	Score	RPI S	Opponent	Score	RPI S	Opponent	Score	RPI S	Opponent	Score	Team's RPI: 101
						86	A Marquette	69 70	107	N Minnesota	81 79	
						92	H Virginia	52 69	134	H East Carolina	83 69	
									143	N Coppin St.	69 54	
									152	N Boise St.	55 53	
									163	H UAB	85 71	
									209	H George Mason	88 59	
									213	A Savannah St.	62 40	
									235	H Winthrop	76 33	
									285	A Towson	74 52	
									305	A Southeastern La.	80 68	
LAST 12 Division I GAMES:												
209	H George Mason	88 59	86	A Marquette	69 70	134	H East Carolina	83 69	107	N Minnesota	81 79	
285	A Towson	74 52	213	A Savannah St.	62 40	92	H Virginia	52 69				
143	N Coppin St.	69 54										
235	H Winthrop	76 33										
305	A Southeastern La.	80 68										
163	H UAB	85 71										

Non-Div I Games:

Auburn

■ Loss,
■ Non-Conf, S Site,
■ Home
■ Away
N Neutral

Average RPI Win:	0	WON-LOST	WINNING	LAST 10	STRENGTH OF	OPP. STRENGTH	TEAM	ADJ.	CONF.	ADJ CONF.
Average RPI Loss:	124	RECORD	PCT. RANK	GAMES	SCHEDULE	OF SCHEDULE	RPI	RPI	RPI	RPI
DIV. I ONLY	0- 11	338	0- 10	47	210	271	271	24	24	
DIV. I NON-CONF.	0- 11	335	0- 10	54	212	273	273	25	25	
TOTALS	RPI 1-25	RPI 26-50	W-L RECORDS	RPI 51-100	RPI 101-150	RPI 150+				
0- 11	0- 0	0- 1	OVERALL	0- 5	0- 3	0- 2				
0- 2	0- 0	0- 1	HOME	0- 0	0- 1	0- 0				
0- 8	0- 0	0- 0	AWAY	0- 4	0- 2	0- 2				
0- 1	0- 0	0- 0	NEUTRAL	0- 1	0- 0	0- 0				
0- 11	0- 0	0- 1	NON-CONFERENCE	0- 5	0- 3	0- 2				
0- 2	0- 0	0- 1	HOME	0- 0	0- 1	0- 0				
0- 8	0- 0	0- 0	AWAY	0- 4	0- 2	0- 2				
0- 1	0- 0	0- 0	NEUTRAL	0- 1	0- 0	0- 0				
0- 0	0- 0	0- 0	CONFERENCE	0- 0	0- 0	0- 0				
0- 0	0- 0	0- 0	HOME	0- 0	0- 0	0- 0				
0- 0	0- 0	0- 0	AWAY	0- 0	0- 0	0- 0				
0- 0	0- 0	0- 0	NEUTRAL	0- 0	0- 0	0- 0				

RPI 1-25				RPI 26-50				RPI 51-100				RPI 101+ Team's RPI: 271			
RPI	S	Opponent	Score	RPI	S	Opponent	Score	RPI	S	Opponent	Score	RPI	S	Opponent	Score
				41	H	California	58 67	77	A	Arkansas St.	55 66	106	A	Wright St.	56 77
								84	A	Western Ky.	69 88	111	H	Middle Tenn.	55 86
								89	N	Indiana	58 90	117	A	ETSU	76 80
								91	A	Ball St.	44 72	236	A	Miami (OH)	60 75
								96	A	Vanderbilt	56 73	311	A	Kennesaw St.	65 73
LAST 12 Division I GAMES:															
117	A	ETSU	76 80	111	H	Middle Tenn.	55 86								
77	A	Arkansas St.	55 66	89	N	Indiana	58 90								
311	A	Kennesaw St.	65 73	96	A	Vanderbilt	56 73								
84	A	Western Ky.	69 88	91	A	Ball St.	44 72								
41	H	California	58 67	106	A	Wright St.	56 77								
				236	A	Miami (OH)	60 75								

Non-Div I Games: Trevecca Nazarene 97 75 Christian Bros. 74 55

Austin Peay

■ Loss,
 ■ Non-Conf,
 ■ S Site,
 ■ H Home
 ■ A Away
 N Neutral

Average RPI Win:	140	WON-LOST	WINNING	LAST 10	STRENGTH OF	OPP. STRENGTH	TEAM	ADJ.	CONF.	ADJ CONF.
Average RPI Loss:	48	RECORD	PCT. RANK	GAMES	SCHEDULE	OF SCHEDULE	RPI	RPI	RPI	RPI
DIV. I ONLY	7- 4	110	6- 3	5	150	12	12	8	8	
DIV. I NON-CONF.	7- 3	86	7- 3	9	124	12	12	8	8	
TOTALS	RPI 1-25	RPI 26-50	W-L RECORDS	RPI 51-100	RPI 101-150	RPI 150+				
7- 4	0- 1	1- 1	OVERALL	0- 2	2- 0	4- 0				
3- 0	0- 0	0- 0	HOME	0- 0	1- 0	2- 0				
1- 3	0- 0	0- 1	AWAY	0- 2	0- 0	1- 0				
3- 1	0- 1	1- 0	NEUTRAL	0- 0	1- 0	1- 0				
7- 3	0- 1	1- 1	NON-CONFERENCE	0- 1	2- 0	4- 0				
3- 0	0- 0	0- 0	HOME	0- 0	1- 0	2- 0				
1- 2	0- 0	0- 1	AWAY	0- 1	0- 0	1- 0				
3- 1	0- 1	1- 0	NEUTRAL	0- 0	1- 0	1- 0				
0- 1	0- 0	0- 0	CONFERENCE	0- 1	0- 0	0- 0				
0- 0	0- 0	0- 0	HOME	0- 0	0- 0	0- 0				
0- 1	0- 0	0- 0	AWAY	0- 1	0- 0	0- 0				
0- 0	0- 0	0- 0	NEUTRAL	0- 0	0- 0	0- 0				

RPI	S	Opponent	Score	RPI	S	Opponent	Score	RPI	S	Opponent	Score	RPI	S	Opponent	Score
11	N	Georgia	58 66	26	N	Texas A&M	72 64	52	A	Colorado St.	55 61	112	H	Utah	73 59
				43	A	Oklahoma	47 73	87	A	San Diego	65 78	149	N	Hawaii	67 56
												156	A	Weber St.	68 51
												159	H	Utah Valley	78 62
												169	N	Penn St.	63 51
												212	H	Utah St.	81 69
LAST 12 Division I GAMES:															
				87	A	San Diego	65 78					169	N	Penn St.	63 51
				112	H	Utah	73 59					11	N	Georgia	58 66
				156	A	Weber St.	68 51					212	H	Utah St.	81 69
				26	N	Texas A&M	72 64					52	A	Colorado St.	55 61
				149	N	Hawaii	67 56					43	A	Oklahoma	47 73
												159	H	Utah Valley	78 62

Non-Div I Games: BYU-Hawaii 85 40

BYU

■ Loss,
 ■ Non-Conf,
 ■ S Site,
 ■ H Home
 ■ A Away
 N Neutral

Average RPI Win:	221	WON-LOST	WINNING	LAST 10	STRENGTH OF	OPP. STRENGTH	TEAM	ADJ.	CONF.	ADJ CONF.
Average RPI Loss:	37	RECORD	PCT. RANK	GAMES	SCHEDULE	OF SCHEDULE	RPI	RPI	RPI	RPI
DIV. I ONLY	6- 3	98	6- 3	165	120	91	91	10	10	
DIV. I NON-CONF.	6- 3	97	6- 3	169	119	90	90	10	10	
TOTALS	RPI 1-25	RPI 26-50	W-L RECORDS	RPI 51-100	RPI 101-150	RPI 150+				
6- 3	0- 0	0- 2	OVERALL	1- 1	1- 0	4- 0				
3- 0	0- 0	0- 0	HOME	1- 0	1- 0	1- 0				
2- 2	0- 0	0- 0	AWAY	0- 0	0- 0	2- 0				
1- 1	0- 0	0- 1	NEUTRAL	0- 0	0- 0	1- 0				
6- 3	0- 0	0- 2	NON-CONFERENCE	1- 1	1- 0	4- 0				
3- 0	0- 0	0- 0	HOME	1- 0	1- 0	1- 0				
2- 2	0- 0	0- 1	AWAY	0- 1	0- 0	2- 0				
1- 1	0- 0	0- 1	NEUTRAL	0- 0	0- 0	1- 0				
0- 0	0- 0	0- 0	CONFERENCE	0- 0	0- 0	0- 0				
0- 0	0- 0	0- 0	HOME	0- 0	0- 0	0- 0				
0- 0	0- 0	0- 0	AWAY	0- 0	0- 0	0- 0				
0- 0	0- 0	0- 0	NEUTRAL	0- 0	0- 0	0- 0				

RPI 1-25				RPI 26-50				RPI 51-100				Team's RPI: 91		RPI 101+			
RPI	S	Opponent	Score	RPI	S	Opponent	Score	RPI	S	Opponent	Score			RPI	S	Opponent	Score
				29	N	Florida	79 85	53	A	Charlotte	66 72	148	H	Butler	58	50	
				30	A	Purdue	63 73	84	H	Western Ky.	74 60	208	N	Massachusetts	81	54	
												271	H	Austin Peay	72	44	
												282	A	Evansville	73	53	
												335	A	Lipscomb	72	60	
LAST 12 Division I GAMES:																	
				282	A	Evansville	73 53	271	H	Austin Peay	72 44						
				30	A	Purdue	63 73	84	H	Western Ky.	74 60						
				335	A	Lipscomb	72 60	53	A	Charlotte	66 72						
				148	H	Butler	58 50										
				208	N	Massachusetts	81 54										
				29	N	Florida	79 85										

Non-Div I Games: Ohio Valley 94 45

Ball St.

Average RPI Win:	125	WON-LOST	WINNING	LAST 10	STRENGTH OF	OPP. STRENGTH	TEAM	ADJ.	CONF.	ADJ CONF.
Average RPI Loss:	0	RECORD	PCT. RANK	GAMES	SCHEDULE	OF SCHEDULE	RPI	RPI	RPI	RPI
DIV. I ONLY	13- 0	1	10- 0	115	13	9	9	5	5	
DIV. I NON-CONF.	13- 0	1	12- 0	116	12	9	9	5	5	
TOTALS	RPI 1-25	RPI 26-50	W-L RECORDS	RPI 51-100	RPI 101-150	RPI 150+				
13- 0	2- 0	2- 0	OVERALL	1- 0	3- 0	5- 0				
9- 0	1- 0	1- 0	HOME	1- 0	2- 0	4- 0				
0- 0	0- 0	0- 0	AWAY	0- 0	0- 0	0- 0				
4- 0	1- 0	1- 0	NEUTRAL	0- 0	1- 0	1- 0				
13- 0	2- 0	2- 0	NON-CONFERENCE	1- 0	3- 0	5- 0				
9- 0	1- 0	1- 0	HOME	1- 0	2- 0	4- 0				
0- 0	0- 0	0- 0	AWAY	0- 0	0- 0	0- 0				
4- 0	1- 0	1- 0	NEUTRAL	0- 0	1- 0	1- 0				
0- 0	0- 0	0- 0	CONFERENCE	0- 0	0- 0	0- 0				
0- 0	0- 0	0- 0	HOME	0- 0	0- 0	0- 0				
0- 0	0- 0	0- 0	AWAY	0- 0	0- 0	0- 0				
0- 0	0- 0	0- 0	NEUTRAL	0- 0	0- 0	0- 0				

RPI 1-25				RPI 26-50				RPI 51-100				RPI 101+			
RPI	S	Opponent	Score	RPI	S	Opponent	Score	RPI	S	Opponent	Score	RPI	S	Opponent	Score
13	H	South Fla.	66 63	33	N	Miami (FL)	88 81	97	H	McNeese St.	105 46	105	H	Texas-Arlington	62 20
21	N	Michigan St.	84 76	35	H	DePaul	86 72					119	N	James Madison	77 63
												130	H	Southern Miss.	97 42
												170	H	Northwestern St.	86 44
												179	N	Cincinnati	72 34
												201	H	Oral Roberts	97 39
												238	H	Grambling	96 42
												284	H	Rice	89 38
LAST 12 Division I GAMES:															
				97	H	McNeese St.	105 46	119	N	James Madison	77 63				
				238	H	Grambling	96 42	33	N	Miami (FL)	88 81				
				170	H	Northwestern St.	86 44	201	H	Oral Roberts	97 39				
				284	H	Rice	89 38	35	H	DePaul	86 72				
				21	N	Michigan St.	84 76	13	H	South Fla.	66 63				
				179	N	Cincinnati	72 34	130	H	Southern Miss.	97 42				

Non-Div I Games:

Baylor

Average RPI Win:	255	WON-LOST	WINNING	LAST 10	STRENGTH OF	OPP. STRENGTH	TEAM	ADJ.	CONF.	ADJ CONF.
Average RPI Loss:	42	RECORD	PCT. RANK	GAMES	SCHEDULE	OF SCHEDULE	RPI	RPI	RPI	RPI
DIV. I ONLY	6- 4	121	5- 4	139	164	85	85	24	24	
DIV. I NON-CONF.	6- 4	123	6- 4	143	165	85	85	25	25	
TOTALS	RPI 1-25	RPI 26-50	W-L RECORDS	RPI 51-100	RPI 101-150	RPI 150+				
6- 4	0- 3	0- 0	OVERALL	0- 0	1- 1	5- 0				
3- 0	0- 0	0- 0	HOME	0- 0	0- 0	3- 0				
3- 4	0- 3	0- 0	AWAY	0- 0	1- 1	2- 0				
0- 0	0- 0	0- 0	NEUTRAL	0- 0	0- 0	0- 0				
6- 4	0- 3	0- 0	NON-CONFERENCE	0- 0	1- 1	5- 0				
3- 0	0- 0	0- 0	HOME	0- 0	0- 0	3- 0				
3- 4	0- 3	0- 0	AWAY	0- 0	1- 1	2- 0				
0- 0	0- 0	0- 0	NEUTRAL	0- 0	0- 0	0- 0				
0- 0	0- 0	0- 0	CONFERENCE	0- 0	0- 0	0- 0				
0- 0	0- 0	0- 0	HOME	0- 0	0- 0	0- 0				
0- 0	0- 0	0- 0	AWAY	0- 0	0- 0	0- 0				
0- 0	0- 0	0- 0	NEUTRAL	0- 0	0- 0	0- 0				

RPI S	RPI 1-25	Score	RPI S	RPI 26-50	Score	RPI S	RPI 51-100	Team's RPI: 85	Score	RPI S	RPI 101+	Score
10	A Green Bay	62 66								118	A IUPUI	59 62
17	A Ohio St.	56 84								147	A Wake Forest	78 64
23	A Chattanooga	53 62								163	H UAB	63 62
										231	H Troy	102 93
										323	A Alabama A&M	78 28
										329	H Cleveland St.	76 58
										335	A Lipscomb	90 68
LAST 12 Division I GAMES:												
147	A Wake Forest	78 64	10	A Green Bay	62 66							
335	A Lipscomb	90 68	118	A IUPUI	59 62							
231	H Troy	102 93	23	A Chattanooga	53 62							
323	A Alabama A&M	78 28	163	H UAB	63 62							
329	H Cleveland St.	76 58										
17	A Ohio St.	56 84										

Non-Div I Games: Young Harris 80 31 Trevecca Nazarene 86 59

Belmont

Bethune-Cookman

Through Games Of Dec. 27, 2015

Average RPI Win:	284	WON-LOST	WINNING	LAST 10	STRENGTH OF	OPP. STRENGTH	TEAM	ADJ.	CONF.	ADJ CONF.
Average RPI Loss:	170	RECORD	PCT. RANK	GAMES	SCHEDULE	OF SCHEDULE	RPI	RPI	RPI	RPI
DIV. I ONLY	4- 6	204	4- 4	235	319	249	249	30	30	
DIV. I NON-CONF.	3- 6	231	3- 6	226	317	260	260	30	30	
TOTALS	RPI 1-25	RPI 26-50	W-L RECORDS	RPI 51-100	RPI 101-150	RPI 150+				
4- 6	0- 0	0- 1	OVERALL	0- 0	0- 1	4- 4				
1- 3	0- 0	0- 0	HOME	0- 0	0- 1	1- 2				
2- 1	0- 0	0- 0	AWAY	0- 0	0- 0	2- 0				
1- 2	0- 0	0- 0	NEUTRAL	0- 0	0- 0	1- 2				
3- 6	0- 0	0- 1	NON-CONFERENCE	0- 0	0- 1	3- 4				
0- 3	0- 0	0- 0	HOME	0- 0	0- 1	0- 2				
2- 1	0- 0	0- 1	AWAY	0- 0	0- 0	2- 0				
1- 2	0- 0	0- 0	NEUTRAL	0- 0	0- 0	1- 2				
1- 0	0- 0	0- 0	CONFERENCE	0- 0	0- 0	1- 0				
1- 0	0- 0	0- 0	HOME	0- 0	0- 0	1- 0				
0- 0	0- 0	0- 0	AWAY	0- 0	0- 0	0- 0				
0- 0	0- 0	0- 0	NEUTRAL	0- 0	0- 0	0- 0				

RPI 1-25			RPI 26-50			RPI 51-100			RPI 101+			Team's RPI: 249
RPI	S	Opponent	Score	RPI	S	Opponent	Score	RPI	S	Opponent	Score	
				33	A	Miami (FL)	47 55					
								132	H	Brown	61 68	
								176	H	Stetson	38 62	
								207	N	Georgia St.	61 68	
								229	H	Jacksonville	53 63	
								241	N	Western Ill.	59 75	
								243	H	South Carolina St.	65 50	
								262	A	North Florida	53 49	
								299	N	Ga. Southern	65 49	
								330	A	Western Caro.	66 59	
LAST 12 Division I GAMES:												
262	A	North Florida	53 49	299	N	Ga. Southern	65 49					
176	H	Stetson	38 62	207	N	Georgia St.	61 68					
330	A	Western Caro.	66 59	229	H	Jacksonville	53 63					
33	A	Miami (FL)	47 55	243	H	South Carolina St.	65 50					
132	H	Brown	61 68	241	N	Western Ill.	59 75					

Non-Div I Games: Warner 100 28 Edward Waters 67 48

Bethune-Cookman

■ Loss,
 ■ Non-Conf,
 ■ S Site,
 ■ H Home
 ■ A Away
 N Neutral

Binghamton

Through Games Of Dec. 27, 2015

Average RPI Win:	311	WON-LOST	WINNING	LAST 10	STRENGTH OF	OPP. STRENGTH	TEAM	ADJ.	CONF.	ADJ CONF.
Average RPI Loss:	172	RECORD	PCT. RANK	GAMES	SCHEDULE	OF SCHEDULE	RPI	RPI	RPI	RPI
DIV. I ONLY	2- 7	277	2- 6	157	337	274	274	20	20	
DIV. I NON-CONF.	2- 7	276	2- 7	160	338	275	275	20	20	
TOTALS	RPI 1-25	RPI 26-50	W-L RECORDS	RPI 51-100	RPI 101-150	RPI 150+				
2- 7	0- 0	0- 0	OVERALL	0- 1	0- 2	2- 4				
2- 0	0- 0	0- 0	HOME	0- 0	0- 0	2- 0				
0- 7	0- 0	0- 0	AWAY	0- 1	0- 2	0- 4				
0- 0	0- 0	0- 0	NEUTRAL	0- 0	0- 0	0- 0				
2- 7	0- 0	0- 0	NON-CONFERENCE	0- 1	0- 2	2- 4				
2- 0	0- 0	0- 0	HOME	0- 0	0- 0	2- 0				
0- 7	0- 0	0- 0	AWAY	0- 1	0- 2	0- 4				
0- 0	0- 0	0- 0	NEUTRAL	0- 0	0- 0	0- 0				
0- 0	0- 0	0- 0	CONFERENCE	0- 0	0- 0	0- 0				
0- 0	0- 0	0- 0	HOME	0- 0	0- 0	0- 0				
0- 0	0- 0	0- 0	AWAY	0- 0	0- 0	0- 0				
0- 0	0- 0	0- 0	NEUTRAL	0- 0	0- 0	0- 0				

RPI 1-25			RPI 26-50			RPI 51-100			RPI 101+			Team's RPI: 274
RPI	S	Opponent	Score	RPI	S	Opponent	Score	RPI	S	Opponent	Score	
						83 A Michigan	62 90			104 A Canisius	50 80	
										132 A Brown	65 67	
										173 A Bucknell	46 76	
										185 A Columbia	64 71	
										211 A Xavier	55 64	
										280 H Colgate	63 56	
										319 A Sacred Heart	60 69	
										341 H NJIT	54 50	
LAST 12 Division I GAMES:												
319	A	Sacred Heart	60 69	185	A	Columbia	64 71					
341	H	NJIT	54 50	280	H	Colgate	63 56					
83	A	Michigan	62 90	132	A	Brown	65 67					
				211	A	Xavier	55 64					
				104	A	Canisius	50 80					
				173	A	Bucknell	46 76					

Non-Div I Games: Cedar Crest 74 18 Nyack 65 33

Binghamton

Loss, Non-Conf, S Site, H Home A Away N Neutral

RPI 1-25				RPI 26-50				RPI 51-100				RPI 101+ Team's RPI: 152			
RPI	S	Opponent	Score	RPI	S	Opponent	Score	RPI	S	Opponent	Score	RPI	S	Opponent	Score
				42	H	Washington St.	52 57					101	N	Auburn	53 55
				44	H	Idaho St.	77 80					157	H	Col. of Charleston	61 38
												159	H	Utah Valley	70 72
												176	N	Stetson	71 65
												203	A	Seattle	84 66
												227	A	Eastern Wash.	84 79
												297	A	Portland	89 49
LAST 12 Division I GAMES:															
				227	A	Eastern Wash.	84 79	42	H	Washington St.	52 57				
				203	A	Seattle	84 66	176	N	Stetson	71 65				
				44	H	Idaho St.	77 80	101	N	Auburn	53 55				
				297	A	Portland	89 49	159	H	Utah Valley	70 72				
								157	H	Col. of Charleston	61 38				

Non-Div I Games: Concordia Portland 84 77 Cal St. L.A. 58 44

Page 26

Average RPI Win:	204	WON-LOST	WINNING	LAST 10	STRENGTH OF	OPP. STRENGTH	TEAM	ADJ.	CONF.	ADJ CONF.
Average RPI Loss:	43	RECORD	PCT. RANK	GAMES	SCHEDULE	OF SCHEDULE	RPI	RPI	RPI	RPI
DIV. I ONLY	9- 1	22	9- 1	149	189	45	45	4	4	
DIV. I NON-CONF.	9- 1	21	9- 1	152	191	43	43	4	4	
TOTALS	RPI 1-25	RPI 26-50	W-L RECORDS	RPI 51-100	RPI 101-150	RPI 150+				
9- 1	0- 0	1- 1	OVERALL	1- 0	1- 0	6- 0				
5- 0	0- 0	0- 0	HOME	1- 0	0- 0	4- 0				
3- 0	0- 0	1- 0	AWAY	0- 0	0- 0	2- 0				
1- 1	0- 0	0- 1	NEUTRAL	0- 0	1- 0	0- 0				
9- 1	0- 0	1- 1	NON-CONFERENCE	1- 0	1- 0	6- 0				
5- 0	0- 0	0- 0	HOME	1- 0	0- 0	4- 0				
3- 0	0- 0	1- 0	AWAY	0- 0	0- 0	2- 0				
1- 1	0- 0	0- 1	NEUTRAL	0- 0	1- 0	0- 0				
0- 0	0- 0	0- 0	CONFERENCE	0- 0	0- 0	0- 0				
0- 0	0- 0	0- 0	HOME	0- 0	0- 0	0- 0				
0- 0	0- 0	0- 0	AWAY	0- 0	0- 0	0- 0				
0- 0	0- 0	0- 0	NEUTRAL	0- 0	0- 0	0- 0				

RPI 1-25				RPI 26-50		Team's RPI: 45		RPI 51-100				RPI 101+			
RPI	S	Opponent	Score	RPI	S	Opponent	Score	RPI	S	Opponent	Score	RPI	S	Opponent	Score
				30	A	Purdue	58 56	98	H	Maine	55 48	112	N	Utah	76 51
				43	N	Oklahoma	61 76					162	A	Providence	67 41
												248	H	Hartford	62 28
												255	H	New Hampshire	71 51
												283	H	UMass Lowell	66 55
												303	H	Holy Cross	60 51
												345	A	Boston U.	58 37
LAST 12 Division I GAMES:															
				255	H	New Hampshire	71 51	283	H	UMass Lowell	66 55				
				248	H	Hartford	62 28	303	H	Holy Cross	60 51				
				30	A	Purdue	58 56	98	H	Maine	55 48				
				43	N	Oklahoma	61 76	162	A	Providence	67 41				
				112	N	Utah	76 51								
				345	A	Boston U.	58 37								

Non-Div I Games:

Boston College

■ Loss,
 ■ Non-Conf, S Site,
 ■ Home
 ■ Away
 N Neutral

Average RPI Win:	0	WON-LOST	WINNING	LAST 10	STRENGTH OF	OPP. STRENGTH	TEAM	ADJ.	CONF.	ADJ CONF.
Average RPI Loss:	194	RECORD	PCT. RANK	GAMES	SCHEDULE	OF SCHEDULE	RPI	RPI	RPI	RPI
DIV. I ONLY	0- 10	338	0- 10	269	273	345	345	29	29	
DIV. I NON-CONF.	0- 10	335	0- 10	271	273	345	345	29	29	
TOTALS	RPI 1-25	RPI 26-50	W-L RECORDS	RPI 51-100	RPI 101-150	RPI 150+				
0- 10	0- 0	0- 2	OVERALL	0- 0	0- 0	0- 8				
0- 5	0- 0	0- 2	HOME	0- 0	0- 0	0- 3				
0- 5	0- 0	0- 0	AWAY	0- 0	0- 0	0- 3				
0- 0	0- 0	0- 0	NEUTRAL	0- 0	0- 0	0- 0				
0- 10	0- 0	0- 2	NON-CONFERENCE	0- 0	0- 0	0- 8				
0- 5	0- 0	0- 2	HOME	0- 0	0- 0	0- 3				
0- 5	0- 0	0- 0	AWAY	0- 0	0- 0	0- 5				
0- 0	0- 0	0- 0	NEUTRAL	0- 0	0- 0	0- 0				
0- 0	0- 0	0- 0	CONFERENCE	0- 0	0- 0	0- 0				
0- 0	0- 0	0- 0	HOME	0- 0	0- 0	0- 0				
0- 0	0- 0	0- 0	AWAY	0- 0	0- 0	0- 0				
0- 0	0- 0	0- 0	NEUTRAL	0- 0	0- 0	0- 0				

RPI 1-25				RPI 26-50				RPI 51-100				RPI 101+ Team's RPI: 345			
RPI	S	Opponent	Score	RPI	S	Opponent	Score	RPI	S	Opponent	Score	RPI	S	Opponent	Score
				38	H	Albany (NY)	43 83					181	H	Rhode Island	41 57
				45	H	Boston College	37 58					190	H	Northeastern	44 77
												198	A	Harvard	55 73
												208	A	Massachusetts	56 73
												215	H	Marist	54 73
												255	A	New Hampshire	52 69
												283	A	UMass Lowell	57 70
												331	A	Dartmouth	52 72
LAST 12 Division I GAMES:															
				255	A	New Hampshire	52 69	208	A	Massachusetts	56 73				
				283	A	UMass Lowell	57 70	215	H	Marist	54 73				
				331	A	Dartmouth	52 72	181	H	Rhode Island	41 57				
				198	A	Harvard	55 73	190	H	Northeastern	44 77				
				45	H	Boston College	37 58								
				38	H	Albany (NY)	43 83								

Non-Div I Games:

Boston U.

■ Loss,
 ■ Non-Conf, S Site,
 ■ Home
 ■ Away
 N Neutral

Bowling Green

Through Games Of Dec. 27, 2015

Average RPI Win:	267	WON-LOST	WINNING	LAST 10	STRENGTH OF	OPP. STRENGTH	TEAM	ADJ.	CONF.	ADJ CONF.
Average RPI Loss:	168	RECORD	PCT. RANK	GAMES	SCHEDULE	OF SCHEDULE	RPI	RPI	RPI	RPI
DIV. I ONLY	4- 5	191	4- 5	310	206	277	277	10	10	
DIV. I NON-CONF.	4- 5	191	4- 5	309	208	278	278	10	10	
TOTALS	RPI 1-25	RPI 26-50	W-L RECORDS	RPI 51-100	RPI 101-150	RPI 150+				
4- 5	0- 0	0- 1	OVERALL	0- 1	0- 0	4- 3				
3- 1	0- 0	0- 1	HOME	0- 0	0- 0	3- 0				
0- 3	0- 0	0- 0	AWAY	0- 1	0- 0	0- 2				
1- 1	0- 0	0- 0	NEUTRAL	0- 0	0- 0	1- 1				
4- 5	0- 0	0- 1	NON-CONFERENCE	0- 1	0- 0	4- 3				
3- 1	0- 0	0- 1	HOME	0- 0	0- 0	3- 0				
0- 3	0- 0	0- 0	AWAY	0- 1	0- 0	0- 2				
1- 1	0- 0	0- 0	NEUTRAL	0- 0	0- 0	1- 1				
0- 0	0- 0	0- 0	CONFERENCE	0- 0	0- 0	0- 0				
0- 0	0- 0	0- 0	HOME	0- 0	0- 0	0- 0				
0- 0	0- 0	0- 0	AWAY	0- 0	0- 0	0- 0				
0- 0	0- 0	0- 0	NEUTRAL	0- 0	0- 0	0- 0				

RPI S	Opponent	Score	RPI S	Opponent	Score	RPI S	Opponent	Score	RPI S	Opponent	Score	Team's RPI: 277
50	H South Dakota St.	45 58	92	A Virginia	39 68	179	A Cincinnati	51 54	189	N Davidson	56 60	
						216	H Bradley	66 53	229	N Jacksonville	72 69	
						282	H Evansville	74 56	329	A Cleveland St.	48 69	
						339	H Illinois St.	70 52				
LAST 12 Division I GAMES:												
189	N Davidson	56 60	50	H South Dakota St.	45 58	179	A Cincinnati	51 54	92	A Virginia	39 68	
216	H Bradley	66 53	329	A Cleveland St.	48 69	282	H Evansville	74 56	229	N Jacksonville	72 69	
339	H Illinois St.	70 52										

Non-Div I Games:

Bowling Green

■ Loss,
 ■ Non-Conf,
 S Site,
 ■ Home
 ■ Away
 N Neutral

Bradley

Through Games Of Dec. 27, 2015

Average RPI Win:	283	WON-LOST	WINNING	LAST 10	STRENGTH OF	OPP. STRENGTH	TEAM	ADJ.	CONF.	ADJ CONF.
Average RPI Loss:	143	RECORD	PCT. RANK	GAMES	SCHEDULE	OF SCHEDULE	RPI	RPI	RPI	RPI
DIV. I ONLY	3- 6	234	3- 6	148	290	216	216	18	18	
DIV. I NON-CONF.	3- 6	231	3- 6	151	289	217	217	18	18	
TOTALS	RPI 1-25	RPI 26-50	W-L RECORDS	RPI 51-100	RPI 101-150	RPI 150+				
3- 6	0- 0	0- 2	OVERALL	0- 1	0- 0	3- 3				
1- 3	0- 0	0- 1	HOME	0- 1	0- 0	1- 1				
2- 3	0- 0	0- 1	AWAY	0- 0	0- 0	2- 2				
0- 0	0- 0	0- 0	NEUTRAL	0- 0	0- 0	0- 0				
3- 6	0- 0	0- 2	NON-CONFERENCE	0- 1	0- 0	3- 3				
1- 3	0- 0	0- 1	HOME	0- 1	0- 0	1- 1				
2- 3	0- 0	0- 1	AWAY	0- 0	0- 0	2- 2				
0- 0	0- 0	0- 0	NEUTRAL	0- 0	0- 0	0- 0				
0- 0	0- 0	0- 0	CONFERENCE	0- 0	0- 0	0- 0				
0- 0	0- 0	0- 0	HOME	0- 0	0- 0	0- 0				
0- 0	0- 0	0- 0	AWAY	0- 0	0- 0	0- 0				
0- 0	0- 0	0- 0	NEUTRAL	0- 0	0- 0	0- 0				

RPI S	Opponent	Score	RPI S	Opponent	Score	RPI S	Opponent	Score	RPI S	Opponent	Score	Team's RPI: 216
27	A Iowa	53 60	43	H Oklahoma	46 79	95	H Western Mich.	59 72	166	H Ill.-Chicago	56 66	
									217	A Detroit	75 67	
									252	A Northern Ill.	64 68	
									277	A Bowling Green	53 66	
									304	A Chicago St.	66 60	
									328	H Kent St.	68 60	
LAST 12 Division I GAMES:												
252	A Northern Ill.	64 68	328	H Kent St.	68 60	166	H Ill.-Chicago	56 66	304	A Chicago St.	66 60	
27	A Iowa	53 60	95	H Western Mich.	59 72	43	H Oklahoma	46 79	277	A Bowling Green	53 66	
217	A Detroit	75 67										

Non-Div I Games: Eureka 87 47

Bradley

■ Loss,
 ■ Non-Conf, S Site,
 ■ Home
 ■ Away
 N Neutral

Average RPI Win:	254	WON-LOST	WINNING	LAST 10	STRENGTH OF	OPP. STRENGTH	TEAM	ADJ.	CONF.	ADJ CONF.
Average RPI Loss:	256	RECORD	PCT. RANK	GAMES	SCHEDULE	OF SCHEDULE	RPI	RPI	RPI	RPI
DIV. I ONLY	8- 1	24	8- 1	327	234	132	132	12	12	
DIV. I NON-CONF.	8- 1	24	8- 1	327	236	134	134	12	12	
TOTALS	RPI 1-25	RPI 26-50	W-L RECORDS	RPI 51-100	RPI 101-150	RPI 150+				
8- 1	0- 0	0- 0	OVERALL	0- 0	0- 0	8- 1				
5- 0	0- 0	0- 0	HOME	0- 0	0- 0	5- 0				
3- 1	0- 0	0- 0	AWAY	0- 0	0- 0	3- 1				
0- 0	0- 0	0- 0	NEUTRAL	0- 0	0- 0	0- 0				
8- 1	0- 0	0- 0	NON-CONFERENCE	0- 0	0- 0	8- 1				
5- 0	0- 0	0- 0	HOME	0- 0	0- 0	5- 0				
3- 1	0- 0	0- 0	AWAY	0- 0	0- 0	3- 1				
0- 0	0- 0	0- 0	NEUTRAL	0- 0	0- 0	0- 0				
0- 0	0- 0	0- 0	CONFERENCE	0- 0	0- 0	0- 0				
0- 0	0- 0	0- 0	HOME	0- 0	0- 0	0- 0				
0- 0	0- 0	0- 0	AWAY	0- 0	0- 0	0- 0				
0- 0	0- 0	0- 0	NEUTRAL	0- 0	0- 0	0- 0				

RPI	S	Opponent	Score	RPI	S	Opponent	Score	RPI	S	Opponent	Score	RPI	S	Opponent	Score	Team's RPI: 132
												162	H	Providence	57	47
												181	H	Rhode Island	67	63
												249	A	Bethune-Cookman	68	61
												251	A	Bryant	84	67
												256	A	Manhattan	56	80
												273	H	Morgan St.	72	45
												274	H	Binghamton	67	65
												315	H	Vermont	71	54
												328	A	Kent St.	62	57
LAST 12 Division I GAMES:																
												328	A	Kent St.	62	57
												251	A	Bryant	84	67
												274	H	Binghamton	67	65
												181	H	Rhode Island	67	63
												256	A	Manhattan	56	80
												315	H	Vermont	71	54
												273	H	Morgan St.	72	45
												162	H	Providence	57	47
												249	A	Bethune-Cookman	68	61

Non-Div I Games: Mount Ida 114 28

Brown

Average RPI Win:	284	WON-LOST	WINNING	LAST 10	STRENGTH OF	OPP. STRENGTH	TEAM	ADJ.	CONF.	ADJ CONF.
Average RPI Loss:	159	RECORD	PCT. RANK	GAMES	SCHEDULE	OF SCHEDULE	RPI	RPI	RPI	RPI
DIV. I ONLY	3- 7	247	3- 7	166	308	251	251	32	32	
DIV. I NON-CONF.	3- 7	246	3- 7	170	310	254	254	32	32	
TOTALS	RPI 1-25	RPI 26-50	W-L RECORDS	RPI 51-100	RPI 101-150	RPI 150+				
3- 7	0- 1	0- 0	OVERALL	0- 1	0- 1	3- 4				
2- 3	0- 0	0- 0	HOME	0- 0	0- 1	2- 2				
1- 4	0- 1	0- 0	AWAY	0- 1	0- 0	1- 2				
0- 0	0- 0	0- 0	NEUTRAL	0- 0	0- 0	0- 0				
3- 7	0- 1	0- 0	NON-CONFERENCE	0- 1	0- 1	3- 4				
2- 3	0- 0	0- 0	HOME	0- 0	0- 1	2- 2				
1- 4	0- 1	0- 0	AWAY	0- 1	0- 0	1- 2				
0- 0	0- 0	0- 0	NEUTRAL	0- 0	0- 0	0- 0				
0- 0	0- 0	0- 0	CONFERENCE	0- 0	0- 0	0- 0				
0- 0	0- 0	0- 0	HOME	0- 0	0- 0	0- 0				
0- 0	0- 0	0- 0	AWAY	0- 0	0- 0	0- 0				
0- 0	0- 0	0- 0	NEUTRAL	0- 0	0- 0	0- 0				

RPI 1-25				RPI 26-50				RPI 51-100				RPI 101+ Team's RPI: 251			
RPI	S	Opponent	Score	RPI	S	Opponent	Score	RPI	S	Opponent	Score	RPI	S	Opponent	Score
15	A	Seton Hall	57 93					98	A	Maine	38 76	132	H	Brown	67 84
												162	A	Providence	78 88
												193	H	Cornell	62 70
												208	H	Massachusetts	69 86
												255	H	New Hampshire	55 42
												283	A	UMass Lowell	83 64
												303	A	Holy Cross	64 65
												315	H	Vermont	68 52
LAST 12 Division I GAMES:															
162	A	Providence	78 88	255	H	New Hampshire	55 42								
132	H	Brown	67 84	98	A	Maine	38 76								
208	H	Massachusetts	69 86	193	H	Cornell	62 70								
303	A	Holy Cross	64 65	15	A	Seton Hall	57 93								
283	A	UMass Lowell	83 64												
315	H	Vermont	68 52												

Non-Div I Games:

Bryant

Bucknell

Through Games Of Dec. 27, 2015

Average RPI Win:	281	WON-LOST	WINNING	LAST 10	STRENGTH OF	OPP. STRENGTH	TEAM	ADJ.	CONF.	ADJ CONF.
Average RPI Loss:	137	RECORD	PCT. RANK	GAMES	SCHEDULE	OF SCHEDULE	RPI	RPI	RPI	RPI
DIV. I ONLY	6- 5	149	5- 5	200	321	173	173	29	29	
DIV. I NON-CONF.	6- 5	150	6- 5	206	324	174	174	29	29	
TOTALS	RPI 1-25	RPI 26-50	W-L RECORDS	RPI 51-100	RPI 101-150	RPI 150+				
6- 5	0- 1	0- 0	OVERALL	0- 1	0- 1	6- 2				
4- 1	0- 0	0- 0	HOME	0- 1	0- 0	4- 0				
2- 4	0- 1	0- 0	AWAY	0- 0	0- 1	2- 2				
0- 0	0- 0	0- 0	NEUTRAL	0- 0	0- 0	0- 0				
6- 5	0- 1	0- 0	NON-CONFERENCE	0- 1	0- 1	6- 2				
4- 1	0- 0	0- 0	HOME	0- 1	0- 0	4- 0				
2- 4	0- 1	0- 0	AWAY	0- 0	0- 1	2- 2				
0- 0	0- 0	0- 0	NEUTRAL	0- 0	0- 0	0- 0				
0- 0	0- 0	0- 0	CONFERENCE	0- 0	0- 0	0- 0				
0- 0	0- 0	0- 0	HOME	0- 0	0- 0	0- 0				
0- 0	0- 0	0- 0	AWAY	0- 0	0- 0	0- 0				
0- 0	0- 0	0- 0	NEUTRAL	0- 0	0- 0	0- 0				

RPI 1-25				RPI 26-50				RPI 51-100				RPI 101+ Team's RPI: 173			
RPI	S	Opponent	Score	RPI	S	Opponent	Score	RPI	S	Opponent	Score	RPI	S	Opponent	Score
4	A	Notre Dame	54 85					100	H	Youngstown St.	47 55	104	A	Canisius	56 61
												202	A	UMBC	52 65
												232	H	Delaware	80 51
												256	A	Manhattan	61 56
												273	A	Morgan St.	50 64
												274	H	Binghamton	76 46
												295	H	Mt. St. Mary's	71 45
												301	H	Fairleigh Dickinson	72 62
												329	A	Cleveland St.	59 57
LAST 12 Division I GAMES:															
100	H	Youngstown St.	47 55	273	A	Morgan St.	50 64								
104	A	Canisius	56 61	232	H	Delaware	80 51								
295	H	Mt. St. Mary's	71 45	202	A	UMBC	52 65								
256	A	Manhattan	61 56	301	H	Fairleigh Dickinson	72 62								
274	H	Binghamton	76 46	329	A	Cleveland St.	59 57								
4	A	Notre Dame	54 85												

Non-Div I Games:

Bucknell

Loss, Non-Conf, S Site, H Home A Away N Neutral

Buffalo

Through Games Of Dec. 27, 2015

Average RPI Win:	230	WON-LOST	WINNING	LAST 10	STRENGTH OF	OPP. STRENGTH	TEAM	ADJ.	CONF.	ADJ CONF.
Average RPI Loss:	49	RECORD	PCT. RANK	GAMES	SCHEDULE	OF SCHEDULE	RPI	RPI	RPI	RPI
DIV. I ONLY	7- 3	86	7- 3	105	246	78	78	10	10	
DIV. I NON-CONF.	7- 3	86	7- 3	108	249	78	78	10	10	
TOTALS	RPI 1-25	RPI 26-50	W-L RECORDS	RPI 51-100	RPI 101-150	RPI 150+				
7- 3	0- 0	0- 2	OVERALL	0- 1	1- 0	6- 0				
3- 1	0- 0	0- 1	HOME	0- 0	1- 0	2- 0				
3- 2	0- 0	0- 1	AWAY	0- 1	0- 0	3- 0				
1- 0	0- 0	0- 0	NEUTRAL	0- 0	0- 0	1- 0				
7- 3	0- 0	0- 2	NON-CONFERENCE	0- 1	1- 0	6- 0				
3- 1	0- 0	0- 1	HOME	0- 0	1- 0	2- 0				
3- 2	0- 0	0- 1	AWAY	0- 1	0- 0	3- 0				
1- 0	0- 0	0- 0	NEUTRAL	0- 0	0- 0	1- 0				
0- 0	0- 0	0- 0	CONFERENCE	0- 0	0- 0	0- 0				
0- 0	0- 0	0- 0	HOME	0- 0	0- 0	0- 0				
0- 0	0- 0	0- 0	AWAY	0- 0	0- 0	0- 0				
0- 0	0- 0	0- 0	NEUTRAL	0- 0	0- 0	0- 0				

RPI 1-25				RPI 26-50				RPI 51-100				Team's RPI: 78		RPI 101+			
RPI	S	Opponent	Score	RPI	S	Opponent	Score	RPI	S	Opponent	Score			RPI	S	Opponent	Score
				32	H	Duquesne	62 79	67	A	Hofstra	36 79			104	H	Canisius	54 40
				49	A	St. Bonaventure	32 59							193	H	Cornell	59 41
														205	N	Clemson	61 51
														208	A	Massachusetts	56 48
														261	A	UCF	66 60
														316	H	LIU Brooklyn	55 38
														326	A	Niagara	57 48
LAST 12 Division I GAMES:																	
				261	A	UCF	66 60	326	A	Niagara	57 48						
				193	H	Cornell	59 41	49	A	St. Bonaventure	32 59						
				208	A	Massachusetts	56 48	32	H	Duquesne	62 79						
				104	H	Canisius	54 40	67	A	Hofstra	36 79						
				316	H	LIU Brooklyn	55 38	205	N	Clemson	61 51						

Non-Div I Games:

Buffalo

■ Loss,
 ■ Non-Conf, S Site,
 ■ Home
 ■ Away
 N Neutral

Average RPI Win:	225	WON-LOST	WINNING	LAST 10	STRENGTH OF	OPP. STRENGTH	TEAM	ADJ.	CONF.	ADJ CONF.
Average RPI Loss:	84	RECORD	PCT. RANK	GAMES	SCHEDULE	OF SCHEDULE	RPI	RPI	RPI	RPI
DIV. I ONLY	5- 6	175	4- 6	135	37	148	148	6	6	
DIV. I NON-CONF.	5- 6	176	5- 6	139	38	149	149	6	6	
TOTALS	RPI 1-25	RPI 26-50	W-L RECORDS	RPI 51-100	RPI 101-150	RPI 150+				
5- 6	0- 3	0- 0	OVERALL	0- 1	1- 1	4- 1				
3- 1	0- 1	0- 0	HOME	0- 0	1- 0	2- 0				
1- 5	0- 2	0- 0	AWAY	0- 1	0- 1	1- 1				
1- 0	0- 0	0- 0	NEUTRAL	0- 0	0- 0	1- 0				
5- 6	0- 3	0- 0	NON-CONFERENCE	0- 1	1- 1	4- 1				
3- 1	0- 1	0- 0	HOME	0- 0	1- 0	2- 0				
1- 5	0- 2	0- 0	AWAY	0- 1	0- 1	1- 1				
1- 0	0- 0	0- 0	NEUTRAL	0- 0	0- 0	1- 0				
0- 0	0- 0	0- 0	CONFERENCE	0- 0	0- 0	0- 0				
0- 0	0- 0	0- 0	HOME	0- 0	0- 0	0- 0				
0- 0	0- 0	0- 0	AWAY	0- 0	0- 0	0- 0				
0- 0	0- 0	0- 0	NEUTRAL	0- 0	0- 0	0- 0				

RPI	S	Opponent	Score
10	H	Green Bay	46 55
13	A	South Fla.	77 87
23	A	Chattanooga	49 60

RPI	S	Opponent	Score
-----	---	----------	-------

RPI	S	Opponent	Score
91	A	Ball St.	50 58

RPI	S	Opponent	Score
106	A	Wright St.	53 66
142	H	TCU	65 53
205	N	Clemson	54 50
254	H	Arkansas	63 57
260	A	Indiana St.	63 70
261	A	UCF	71 63
265	H	Valparaiso	72 53

LAST 12 Division I GAMES:

260	A	Indiana St.	63	70	254	H	Arkansas	63	57
205	N	Clemson	54	50	10	H	Green Bay	46	55
13	A	South Fla.	77	87	91	A	Ball St.	50	58
23	A	Chattanooga	49	60	106	A	Wright St.	53	66
265	H	Valparaiso	72	53	142	H	TCU	65	53
					261	A	UCF	71	63

Non-Div I Games:

Butler

CSU Bakersfield

Through Games Of Dec. 27, 2015

Average RPI Win:	201	WON-LOST	WINNING	LAST 10	STRENGTH OF	OPP. STRENGTH	TEAM	ADJ.	CONF.	ADJ CONF.
Average RPI Loss:	110	RECORD	PCT. RANK	GAMES	SCHEDULE	OF SCHEDULE	RPI	RPI	RPI	RPI
DIV. I ONLY	2- 11	313	1- 9	147	21	264	264	23	23	
DIV. I NON-CONF.	2- 11	306	2- 10	150	22	267	267	23	23	
TOTALS	RPI 1-25	RPI 26-50	W-L RECORDS	RPI 51-100	RPI 101-150	RPI 150+				
2- 11	0- 3	0- 1	OVERALL	0- 2	1- 2	1- 3				
2- 2	0- 0	0- 0	HOME	0- 0	1- 1	1- 1				
0- 7	0- 1	0- 1	AWAY	0- 2	0- 1	0- 2				
0- 2	0- 2	0- 0	NEUTRAL	0- 0	0- 0	0- 0				
2- 11	0- 3	0- 1	NON-CONFERENCE	0- 2	1- 2	1- 3				
2- 2	0- 0	0- 0	HOME	0- 0	1- 1	1- 1				
0- 7	0- 1	0- 1	AWAY	0- 2	0- 1	0- 2				
0- 2	0- 2	0- 0	NEUTRAL	0- 0	0- 0	0- 0				
0- 0	0- 0	0- 0	CONFERENCE	0- 0	0- 0	0- 0				
0- 0	0- 0	0- 0	HOME	0- 0	0- 0	0- 0				
0- 0	0- 0	0- 0	AWAY	0- 0	0- 0	0- 0				
0- 0	0- 0	0- 0	NEUTRAL	0- 0	0- 0	0- 0				

RPI 1-25				RPI 26-50				RPI 51-100				RPI 101+ Team's RPI: 264			
RPI	S	Opponent	Score	RPI	S	Opponent	Score	RPI	S	Opponent	Score	RPI	S	Opponent	Score
3	A	Stanford	41 83	37	A	UCLA	68 82	73	A	Oregon St.	51 75	126	H	Pacific	74 80
8	N	South Carolina	71 90					81	A	UC Riverside	61 81	138	H	Cal Poly	57 52
19	N	Arizona St.	47 60									149	A	Hawaii	60 74
												188	A	Fresno St.	52 57
												257	H	Pepperdine	73 76
												263	H	San Jose St.	90 88
												272	A	UC Santa Barbara	60 61
LAST 12 Division I GAMES:															
3	A	Stanford	41 83	73	A	Oregon St.	51 75								
138	H	Cal Poly	57 52	81	A	UC Riverside	61 81								
8	N	South Carolina	71 90	257	H	Pepperdine	73 76								
149	A	Hawaii	60 74	37	A	UCLA	68 82								
263	H	San Jose St.	90 88	188	A	Fresno St.	52 57								
272	A	UC Santa Barbara	60 61	19	N	Arizona St.	47 60								

Non-Div I Games:

CSU Bakersfield

Loss, Non-Conf, S Site, H Home A Away N Neutral

Average RPI Win: 233	WON-LOST	WINNING	LAST 10	STRENGTH OF	OPP. STRENGTH	TEAM	ADJ.	CONF.	ADJ CONF.
Average RPI Loss: 162	RECORD	PCT. RANK	GAMES	SCHEDULE	OF SCHEDULE	RPI	RPI	RPI	RPI
DIV. I ONLY	2- 9	303	2- 8	211	154	279	279	21	21
DIV. I NON-CONF.	2- 9	298	2- 9	215	156	280	280	21	21
TOTALS	RPI 1-25	RPI 26-50	W-L RECORDS	RPI 51-100	RPI 101-150	RPI 150+			
2- 9	0- 1	0- 1	OVERALL	0- 2	0- 1	2- 4			
1- 3	0- 1	0- 1	HOME	0- 0	0- 0	1- 1			
1- 6	0- 0	0- 0	AWAY	0- 2	0- 1	1- 3			
0- 0	0- 0	0- 0	NEUTRAL	0- 0	0- 0	0- 0			
2- 9	0- 1	0- 1	NON-CONFERENCE	0- 2	0- 1	2- 4			
1- 3	0- 1	0- 1	HOME	0- 0	0- 0	1- 1			
1- 6	0- 0	0- 0	AWAY	0- 2	0- 1	1- 3			
0- 0	0- 0	0- 0	NEUTRAL	0- 0	0- 0	0- 0			
0- 0	0- 0	0- 0	CONFERENCE	0- 0	0- 0	0- 0			
0- 0	0- 0	0- 0	HOME	0- 0	0- 0	0- 0			
0- 0	0- 0	0- 0	AWAY	0- 0	0- 0	0- 0			
0- 0	0- 0	0- 0	NEUTRAL	0- 0	0- 0	0- 0			

RPI 1-25				RPI 26-50				RPI 51-100				RPI 101+ Team's RPI: 279			
RPI	S	Opponent	Score	RPI	S	Opponent	Score	RPI	S	Opponent	Score	RPI	S	Opponent	Score
11	H	Georgia	58 83	46	H	St. Mary's (CA)	59 93	87	A	San Diego	64 86	112	A	Utah	56 97
								99	A	Idaho	50 106	169	H	Penn St.	81 73
												227	A	Eastern Wash.	59 70
												240	H	San Diego St.	65 67
												297	A	Portland	68 62
												307	A	Southern Utah	65 67
												327	A	Portland St.	77 83
LAST 12 Division I GAMES:															
327	A	Portland St.	77 83	240	H	San Diego St.	65 67								
297	A	Portland	68 62	112	A	Utah	56 97								
99	A	Idaho	50 106	307	A	Southern Utah	65 67								
87	A	San Diego	64 86	11	H	Georgia	58 83								
46	H	St. Mary's (CA)	59 93	169	H	Penn St.	81 73								
				227	A	Eastern Wash.	59 70								

Non-Div I Games:

CSUN

■ Loss,
 ■ Non-Conf,
 S Site,
 ■ Home
 ■ Away
 N Neutral

Average RPI Win:	237	WON-LOST	WINNING	LAST 10	STRENGTH OF	OPP. STRENGTH	TEAM	ADJ.	CONF.	ADJ CONF.
Average RPI Loss:	103	RECORD	PCT. RANK	GAMES	SCHEDULE	OF SCHEDULE	RPI	RPI	RPI	RPI
DIV. I ONLY	6- 6	155	5- 5	108	254	138	138	21	21	
DIV. I NON-CONF.	6- 6	156	6- 6	111	257	139	139	21	21	
TOTALS	RPI 1-25	RPI 26-50	W-L RECORDS	RPI 51-100	RPI 101-150	RPI 150+				
6- 6	0- 1	0- 2	OVERALL	0- 1	1- 0	5- 2				
3- 1	0- 1	0- 0	HOME	0- 0	0- 0	3- 0				
3- 4	0- 0	0- 2	AWAY	0- 1	1- 0	2- 1				
0- 1	0- 0	0- 0	NEUTRAL	0- 0	0- 0	0- 1				
6- 6	0- 1	0- 2	NON-CONFERENCE	0- 1	1- 0	5- 2				
3- 1	0- 1	0- 0	HOME	0- 0	0- 0	3- 0				
3- 4	0- 0	0- 2	AWAY	0- 1	1- 0	2- 1				
0- 1	0- 0	0- 0	NEUTRAL	0- 0	0- 0	0- 1				
0- 0	0- 0	0- 0	CONFERENCE	0- 0	0- 0	0- 0				
0- 0	0- 0	0- 0	HOME	0- 0	0- 0	0- 0				
0- 0	0- 0	0- 0	AWAY	0- 0	0- 0	0- 0				
0- 0	0- 0	0- 0	NEUTRAL	0- 0	0- 0	0- 0				

RPI 1-25				RPI 26-50				RPI 51-100				RPI 101+ Team's RPI: 138			
RPI	S	Opponent	Score	RPI	S	Opponent	Score	RPI	S	Opponent	Score	RPI	S	Opponent	Score
24	H	Santa Clara	63 69	41	A	California	57 82	73	A	Oregon St.	43 80	136	A	San Francisco	62 61
				46	A	St. Mary's (CA)	83 87					172	N	UTRGV	58 66
												188	H	Fresno St.	64 60
												206	H	Montana St.	66 57
												257	A	Pepperdine	61 47
												264	A	CSU Bakersfield	52 57
												292	H	Loyola Marymount	70 58
												343	A	A&M-Corpus Christi	56 45
LAST 12 Division I GAMES:															
73	A	Oregon St.	43 80	292	H	Loyola Marymount	70 58								
264	A	CSU Bakersfield	52 57	188	H	Fresno St.	64 60								
46	A	St. Mary's (CA)	83 87	257	A	Pepperdine	61 47								
136	A	San Francisco	62 61	206	H	Montana St.	66 57								
172	N	UTRGV	58 66	24	H	Santa Clara	63 69								
343	A	A&M-Corpus Christi	56 45	41	A	California	57 82								

Non-Div I Games:

Cal Poly

■ Loss,
 ■ Non-Conf, S Site,
 ■ Home
 ■ Away
 N Neutral

Average RPI Win: 310		WON-LOST	WINNING	LAST 10	STRENGTH OF	OPP. STRENGTH	TEAM	ADJ.	CONF.	ADJ CONF.
Average RPI Loss: 187		RECORD	PCT. RANK	GAMES	SCHEDULE	OF SCHEDULE	RPI	RPI	RPI	RPI
DIV. I ONLY		2- 11	313	0- 10	201	331	309	309	21	21
DIV. I NON-CONF.		2- 11	306	1- 11	207	331	312	312	21	21
TOTALS	RPI 1-25	RPI 26-50		W-L RECORDS	RPI 51-100		RPI 101-150		RPI 150+	
2- 11	0- 0	0- 0		OVERALL	0- 1		0- 1		2- 9	
1- 5	0- 0	0- 0		HOME	0- 1		0- 1		1- 3	
1- 5	0- 0	0- 0		AWAY	0- 0		0- 0		1- 5	
0- 1	0- 0	0- 0		NEUTRAL	0- 0		0- 0		0- 1	
2- 11	0- 0	0- 0		NON-CONFERENCE	0- 1		0- 1		2- 9	
1- 5	0- 0	0- 0		HOME	0- 1		0- 1		1- 3	
1- 5	0- 0	0- 0		AWAY	0- 0		0- 0		1- 5	
0- 1	0- 0	0- 0		NEUTRAL	0- 0		0- 0		0- 1	
0- 0	0- 0	0- 0		CONFERENCE	0- 0		0- 0		0- 0	
0- 0	0- 0	0- 0		HOME	0- 0		0- 0		0- 0	
0- 0	0- 0	0- 0		AWAY	0- 0		0- 0		0- 0	
0- 0	0- 0	0- 0		NEUTRAL	0- 0		0- 0		0- 0	

RPI 1-25				RPI 26-50				RPI 51-100				RPI 101+				Team's RPI: 309	
RPI	S	Opponent	Score	RPI	S	Opponent	Score	RPI	S	Opponent	Score	RPI	S	Opponent	Score		
								87	H	San Diego	44	53	124	H	Wyoming	56	61
												151	A	SMU	53	74	
												156	H	Weber St.	40	60	
												167	A	Montana	51	86	
												193	H	Cornell	47	59	
												206	A	Montana St.	66	89	
												227	H	Eastern Wash.	57	68	
												240	A	San Diego St.	43	54	
												252	N	Northern Ill.	49	72	
												257	A	Pepperdine	75	81	
												292	A	Loyola Marymount	75	73	
												327	H	Portland St.	84	69	
LAST 12 Division I GAMES:																	
				193	H	Cornell	47	59	87	H	San Diego	44	53				
				240	A	San Diego St.	43	54	167	A	Montana	51	86				
				227	H	Eastern Wash.	57	68	206	A	Montana St.	66	89				
				156	H	Weber St.	40	60	252	N	Northern Ill.	49	72				
				257	A	Pepperdine	75	81	151	A	SMU	53	74				
				292	A	Loyola Marymount	75	73	124	H	Wyoming	56	61				

Cal St. Fullerton

California

Through Games Of Dec. 27, 2015

Average RPI Win:	127	WON-LOST	WINNING	LAST 10	STRENGTH OF	OPP. STRENGTH	TEAM	ADJ.	CONF.	ADJ CONF.
Average RPI Loss:	36	RECORD	PCT. RANK	GAMES	SCHEDULE	OF SCHEDULE	RPI	RPI	RPI	RPI
DIV. I ONLY	8- 2	49	8- 2	88	9	41	41	1	1	
DIV. I NON-CONF.	7- 2	54	7- 2	129	14	57	57	1	1	
TOTALS	RPI 1-25	RPI 26-50	W-L RECORDS	RPI 51-100	RPI 101-150	RPI 150+				
8- 2	0- 0	1- 2	OVERALL	3- 0	2- 0	2- 0				
5- 1	0- 0	1- 1	HOME	2- 0	1- 0	1- 0				
2- 0	0- 0	0- 0	AWAY	1- 0	0- 0	1- 0				
1- 1	0- 0	0- 1	NEUTRAL	0- 0	1- 0	0- 0				
7- 2	0- 0	0- 2	NON-CONFERENCE	3- 0	2- 0	2- 0				
4- 1	0- 0	0- 1	HOME	2- 0	1- 0	1- 0				
2- 0	0- 0	0- 0	AWAY	1- 0	0- 0	1- 0				
1- 1	0- 0	0- 1	NEUTRAL	0- 0	1- 0	0- 0				
1- 0	0- 0	1- 0	CONFERENCE	0- 0	0- 0	0- 0				
1- 0	0- 0	1- 0	HOME	0- 0	0- 0	0- 0				
0- 0	0- 0	0- 0	AWAY	0- 0	0- 0	0- 0				
0- 0	0- 0	0- 0	NEUTRAL	0- 0	0- 0	0- 0				

RPI 1-25				RPI 26-50				Team's RPI: 41				RPI 51-100				RPI 101+			
RPI	S	Opponent	Score	RPI	S	Opponent	Score	RPI	S	Opponent	Score	RPI	S	Opponent	Score	RPI	S	Opponent	Score
				26	N	Texas A&M	58 75					64	A	Louisville	75 71	138	H	Cal Poly	82 57
				37	H	UCLA	108 104					81	H	UC Riverside	64 58	150	N	Liberty	77 72
				46	H	St. Mary's (CA)	63 64					90	H	Nebraska	87 80	187	H	Sacramento St.	117 99
																271	A	Austin Peay	67 58
LAST 12 Division I GAMES:																			
				37	H	UCLA	108 104					46	H	St. Mary's (CA)	63 64				
				90	H	Nebraska	87 80					150	N	Liberty	77 72				
				187	H	Sacramento St.	117 99					26	N	Texas A&M	58 75				
				271	A	Austin Peay	67 58					138	H	Cal Poly	82 57				
												81	H	UC Riverside	64 58				
												64	A	Louisville	75 71				

Non-Div I Games:

California

■ Loss,
■ Non-Conf, S Site,
■ Home
■ Away
N Neutral

Average RPI Win:	303	WON-LOST	WINNING	LAST 10	STRENGTH OF	OPP. STRENGTH	TEAM	ADJ.	CONF.	ADJ CONF.
Average RPI Loss:	94	RECORD	PCT. RANK	GAMES	SCHEDULE	OF SCHEDULE	RPI	RPI	RPI	RPI
DIV. I ONLY	6- 3	98	6- 3	321	311	192	192	27	27	
DIV. I NON-CONF.	5- 3	115	5- 3	315	313	207	207	26	26	
TOTALS	RPI 1-25	RPI 26-50	W-L RECORDS	RPI 51-100	RPI 101-150	RPI 150+				
6- 3	0- 0	0- 0	OVERALL	0- 2	0- 1	6- 0				
3- 0	0- 0	0- 0	HOME	0- 0	0- 0	3- 0				
3- 2	0- 0	0- 0	AWAY	0- 1	0- 1	3- 0				
0- 1	0- 0	0- 0	NEUTRAL	0- 1	0- 0	0- 0				
5- 3	0- 0	0- 0	NON-CONFERENCE	0- 2	0- 1	5- 0				
3- 0	0- 0	0- 0	HOME	0- 0	0- 0	3- 0				
2- 2	0- 0	0- 0	AWAY	0- 1	0- 1	2- 0				
0- 1	0- 0	0- 0	NEUTRAL	0- 1	0- 0	0- 0				
1- 0	0- 0	0- 0	CONFERENCE	0- 0	0- 0	1- 0				
0- 0	0- 0	0- 0	HOME	0- 0	0- 0	0- 0				
1- 0	0- 0	0- 0	AWAY	0- 0	0- 0	1- 0				
0- 0	0- 0	0- 0	NEUTRAL	0- 0	0- 0	0- 0				

RPI 1-25			RPI 26-50			RPI 51-100			RPI 101+			Team's RPI: 192
RPI	S	Opponent	Score	RPI	S	Opponent	Score	RPI	S	Opponent	Score	
						70 A VCU	34 57	117 A ETSU			55 70	
						94 N Central Ark.	34 57	262 A North Florida			66 55	
								287 H N.C. A&T			56 55	
								293 A Coastal Caro.			83 70	
								295 H Mt. St. Mary's			62 53	
								330 H Western Caro.			73 66	
								349 A N.C. Central			57 48	
LAST 12 Division I GAMES:												
262	A	North Florida	66 55	70	A	VCU	34 57					
94	N	Central Ark.	34 57	295	H	Mt. St. Mary's	62 53					
117	A	ETSU	55 70	287	H	N.C. A&T	56 55					
330	H	Western Caro.	73 66	349	A	N.C. Central	57 48					
293	A	Coastal Caro.	83 70									

Non-Div I Games: UNC Pembroke

62 67

Campbell

Average RPI Win:	246	WON-LOST	WINNING	LAST 10	STRENGTH OF	OPP. STRENGTH	TEAM	ADJ.	CONF.	ADJ CONF.
Average RPI Loss:	67	RECORD	PCT. RANK	GAMES	SCHEDULE	OF SCHEDULE	RPI	RPI	RPI	RPI
DIV. I ONLY	7- 3	86	7- 3	258	125	104	104	25	25	
DIV. I NON-CONF.	5- 3	115	5- 3	191	142	100	100	24	24	
TOTALS	RPI 1-25	RPI 26-50	W-L RECORDS	RPI 51-100	RPI 101-150	RPI 150+				
7- 3	0- 1	0- 0	OVERALL	0- 2	0- 0	7- 0				
3- 0	0- 0	0- 0	HOME	0- 0	0- 0	3- 0				
4- 3	0- 1	0- 0	AWAY	0- 2	0- 0	4- 0				
0- 0	0- 0	0- 0	NEUTRAL	0- 0	0- 0	0- 0				
5- 3	0- 1	0- 0	NON-CONFERENCE	0- 2	0- 0	5- 0				
3- 0	0- 0	0- 0	HOME	0- 0	0- 0	3- 0				
2- 3	0- 1	0- 0	AWAY	0- 2	0- 0	2- 0				
0- 0	0- 0	0- 0	NEUTRAL	0- 0	0- 0	0- 0				
2- 0	0- 0	0- 0	CONFERENCE	0- 0	0- 0	2- 0				
0- 0	0- 0	0- 0	HOME	0- 0	0- 0	0- 0				
2- 0	0- 0	0- 0	AWAY	0- 0	0- 0	2- 0				
0- 0	0- 0	0- 0	NEUTRAL	0- 0	0- 0	0- 0				

RPI 1-25				RPI 26-50				RPI 51-100				RPI 101+ Team's RPI: 104			
RPI	S	Opponent	Score	RPI	S	Opponent	Score	RPI	S	Opponent	Score	RPI	S	Opponent	Score
22	A	Texas	62 92					78	A	Buffalo	40 54	173	H	Bucknell	61 56
								100	A	Youngstown St.	51 53	190	A	Northeastern	68 57
												194	A	Rider	73 64
												268	H	Saint Francis (PA)	77 52
												274	H	Binghamton	80 50
												298	A	Lamar	57 55
												322	A	Saint Peter's	60 53
LAST 12 Division I GAMES:															
298	A	Lamar	57 55	190	A	Northeastern	68 57								
194	A	Rider	73 64	22	A	Texas	62 92								
322	A	Saint Peter's	60 53	78	A	Buffalo	40 54								
173	H	Bucknell	61 56	100	A	Youngstown St.	51 53								
274	H	Binghamton	80 50												
268	H	Saint Francis (PA)	77 52												

Non-Div I Games:

Canisius

■ Loss,
■ Non-Conf,
■ S Site,
■ H Home
■ A Away
N Neutral

Central Ark.

Through Games Of Dec. 27, 2015

Average RPI Win:	245	WON-LOST	WINNING	LAST 10	STRENGTH OF	OPP. STRENGTH	TEAM	ADJ.	CONF.	ADJ CONF.
Average RPI Loss:	6	RECORD	PCT. RANK	GAMES	SCHEDULE	OF SCHEDULE	RPI	RPI	RPI	RPI
DIV. I ONLY	6- 1	29	6- 1	291	174	94	94	26	26	
DIV. I NON-CONF.	6- 1	29	6- 1	290	178	93	93	27	27	
TOTALS	RPI 1-25	RPI 26-50	W-L RECORDS	RPI 51-100	RPI 101-150	RPI 150+				
6- 1	0- 1	0- 0	OVERALL	0- 0	0- 0	6- 0				
2- 0	0- 0	0- 0	HOME	0- 0	0- 0	2- 0				
2- 1	0- 0	0- 0	AWAY	0- 0	0- 0	2- 0				
2- 0	0- 0	0- 0	NEUTRAL	0- 0	0- 0	2- 0				
6- 1	0- 1	0- 0	NON-CONFERENCE	0- 0	0- 0	6- 0				
2- 0	0- 0	0- 0	HOME	0- 0	0- 0	2- 0				
2- 1	0- 1	0- 0	AWAY	0- 0	0- 0	2- 0				
2- 0	0- 0	0- 0	NEUTRAL	0- 0	0- 0	2- 0				
0- 0	0- 0	0- 0	CONFERENCE	0- 0	0- 0	0- 0				
0- 0	0- 0	0- 0	HOME	0- 0	0- 0	0- 0				
0- 0	0- 0	0- 0	AWAY	0- 0	0- 0	0- 0				
0- 0	0- 0	0- 0	NEUTRAL	0- 0	0- 0	0- 0				

RPI 1-25				RPI 26-50				RPI 51-100				Team's RPI: 94		RPI 101+			
RPI	S	Opponent	Score	RPI	S	Opponent	Score	RPI	S	Opponent	Score	RPI	S	Opponent	Score		
6	A	Tennessee	47 102									186	A	Southeast Mo. St.	63 54		
												192	N	Campbell	57 34		
												243	N	South Carolina St.	51 38		
												247	H	Alcorn	58 35		
												300	A	Murray St.	61 51		
												300	H	Murray St.	50 40		
LAST 12 Division I GAMES:																	
247	H	Alcorn	58 35	243	N	South Carolina St.	51 38										
300	A	Murray St.	61 51	192	N	Campbell	57 34										
6	A	Tennessee	47 102	186	A	Southeast Mo. St.	63 54										
				300	H	Murray St.	50 40										

Non-Div I Games: Central Baptist 70 37 Hendrix 72 43 Crowley's Ridge 93 38

Central Ark.

Loss, Non-Conf, S Site, H Home A Away N Neutral

Average RPI Win:	246	WON-LOST	WINNING	LAST 10	STRENGTH OF	OPP. STRENGTH	TEAM	ADJ.	CONF.	ADJ CONF.
Average RPI Loss:	177	RECORD	PCT. RANK	GAMES	SCHEDULE	OF SCHEDULE	RPI	RPI	RPI	RPI
DIV. I ONLY	2- 8	290	2- 8	174	305	288	288	32	32	
DIV. I NON-CONF.	2- 8	287	2- 8	177	307	286	286	32	32	
TOTALS	RPI 1-25	RPI 26-50	W-L RECORDS	RPI 51-100	RPI 101-150	RPI 150+				
2- 8	0- 0	0- 0	OVERALL	0- 3	0- 0	2- 5				
2- 1	0- 0	0- 0	HOME	0- 0	0- 0	2- 1				
0- 7	0- 0	0- 0	AWAY	0- 3	0- 0	0- 4				
0- 0	0- 0	0- 0	NEUTRAL	0- 0	0- 0	0- 0				
2- 8	0- 0	0- 0	NON-CONFERENCE	0- 3	0- 0	2- 5				
2- 1	0- 0	0- 0	HOME	0- 0	0- 0	2- 1				
0- 7	0- 0	0- 0	AWAY	0- 3	0- 0	0- 4				
0- 0	0- 0	0- 0	NEUTRAL	0- 0	0- 0	0- 0				
0- 0	0- 0	0- 0	CONFERENCE	0- 0	0- 0	0- 0				
0- 0	0- 0	0- 0	HOME	0- 0	0- 0	0- 0				
0- 0	0- 0	0- 0	AWAY	0- 0	0- 0	0- 0				
0- 0	0- 0	0- 0	NEUTRAL	0- 0	0- 0	0- 0				

RPI 1-25				RPI 26-50				RPI 51-100				RPI 101+				Team's RPI: 288	
RPI	S	Opponent	Score	RPI	S	Opponent	Score	RPI	S	Opponent	Score	RPI	S	Opponent	Score		
								56	A	Maryland	43	86	169	A	Penn St.	47	73
								59	A	Army West Point	52	81	208	H	Massachusetts	78	68
								98	A	Maine	42	62	218	A	Fordham	48	63
													248	A	Hartford	41	49
													255	H	New Hampshire	50	64
													283	H	UMass Lowell	64	53
													315	A	Vermont	63	79
LAST 12 Division I GAMES:																	
218	A	Fordham	48	63	248	A	Hartford	41	49								
208	H	Massachusetts	78	68	255	H	New Hampshire	50	64								
56	A	Maryland	43	86	98	A	Maine	42	62								
315	A	Vermont	63	79	169	A	Penn St.	47	73								
					59	A	Army West Point	52	81								
					283	H	UMass Lowell	64	53								

Non-Div I Games:

Central Conn. St.

■ Loss,
 ■ Non-Conf,
 ■ S Site,
 ■ H Home
 ■ A Away
 N Neutral

Average RPI Win:	194	WON-LOST	WINNING	LAST 10	STRENGTH OF	OPP. STRENGTH	TEAM	ADJ.	CONF.	ADJ CONF.
Average RPI Loss:	102	RECORD	PCT. RANK	GAMES	SCHEDULE	OF SCHEDULE	RPI	RPI	RPI	RPI
DIV. I ONLY	5- 4	140	5- 4	61	175	102	102	10	10	
DIV. I NON-CONF.	5- 4	142	5- 4	65	179	101	101	10	10	
TOTALS	RPI 1-25	RPI 26-50	W-L RECORDS	RPI 51-100	RPI 101-150	RPI 150+				
5- 4	0- 0	0- 1	OVERALL	0- 1	1- 1	4- 1				
3- 2	0- 0	0- 1	HOME	0- 0	1- 1	2- 0				
2- 2	0- 0	0- 0	AWAY	0- 1	0- 0	2- 1				
0- 0	0- 0	0- 0	NEUTRAL	0- 0	0- 0	0- 0				
5- 4	0- 0	0- 1	NON-CONFERENCE	0- 1	1- 1	4- 1				
3- 2	0- 0	0- 1	HOME	0- 0	1- 1	2- 0				
2- 2	0- 0	0- 0	AWAY	0- 1	0- 0	2- 1				
0- 0	0- 0	0- 0	NEUTRAL	0- 0	0- 0	0- 0				
0- 0	0- 0	0- 0	CONFERENCE	0- 0	0- 0	0- 0				
0- 0	0- 0	0- 0	HOME	0- 0	0- 0	0- 0				
0- 0	0- 0	0- 0	AWAY	0- 0	0- 0	0- 0				
0- 0	0- 0	0- 0	NEUTRAL	0- 0	0- 0	0- 0				

RPI 1-25				RPI 26-50				RPI 51-100				RPI 101+				Team's RPI: 102	
RPI	S	Opponent	Score	RPI	S	Opponent	Score	RPI	S	Opponent	Score	RPI	S	Opponent	Score		
				32	H	Duquesne	49 68	66	A	Illinois	69 74	111	H	Middle Tenn.	81 59		
												144	H	Memphis	61 64		
												153	A	Loyola Chicago	68 59		
												166	A	Ill.-Chicago	63 66		
												199	H	SIUE	78 65		
												245	A	Oakland	110 87		
												260	H	Indiana St.	85 65		
LAST 12 Division I GAMES:																	
				199	H	SIUE	78 65	153	A	Loyola Chicago	68 59						
				144	H	Memphis	61 64	111	H	Middle Tenn.	81 59						
				66	A	Illinois	69 74	245	A	Oakland	110 87						
				32	H	Duquesne	49 68	260	H	Indiana St.	85 65						
				166	A	Ill.-Chicago	63 66										

Non-Div I Games:

Central Mich.

Charleston So.

Through Games Of Dec. 27, 2015

Average RPI Win:	291	WON-LOST	WINNING	LAST 10	STRENGTH OF	OPP. STRENGTH	TEAM	ADJ.	CONF.	ADJ CONF.
Average RPI Loss:	181	RECORD	PCT. RANK	GAMES	SCHEDULE	OF SCHEDULE	RPI	RPI	RPI	RPI
DIV. I ONLY	3- 5	220	3- 4	346	88	317	317	27	27	
DIV. I NON-CONF.	2- 4	231	2- 4	333	170	322	322	26	26	
TOTALS	RPI 1-25	RPI 26-50	W-L RECORDS	RPI 51-100	RPI 101-150	RPI 150+				
3- 5	0- 0	0- 0	OVERALL	0- 1	0- 1	3- 3				
3- 0	0- 0	0- 0	HOME	0- 0	0- 0	3- 0				
0- 5	0- 0	0- 0	AWAY	0- 1	0- 1	0- 3				
0- 0	0- 0	0- 0	NEUTRAL	0- 0	0- 0	0- 0				
2- 4	0- 0	0- 0	NON-CONFERENCE	0- 1	0- 0	2- 3				
2- 0	0- 0	0- 0	HOME	0- 0	0- 0	2- 0				
0- 4	0- 0	0- 0	AWAY	0- 1	0- 0	0- 3				
0- 0	0- 0	0- 0	NEUTRAL	0- 0	0- 0	0- 0				
1- 1	0- 0	0- 0	CONFERENCE	0- 0	0- 1	1- 0				
1- 0	0- 0	0- 0	HOME	0- 0	0- 0	1- 0				
0- 1	0- 0	0- 0	AWAY	0- 0	0- 1	0- 0				
0- 0	0- 0	0- 0	NEUTRAL	0- 0	0- 0	0- 0				

RPI 1-25				RPI 26-50				RPI 51-100				RPI 101+				Team's RPI: 317	
RPI	S	Opponent	Score	RPI	S	Opponent	Score	RPI	S	Opponent	Score	RPI	S	Opponent	Score		
								92	A	Virginia	65	85	150	A	Liberty	40	51
												157	A	Col. of Charleston	66	81	
												205	A	Clemson	36	43	
												235	H	Winthrop	54	51	
												299	A	Ga. Southern	51	64	
												308	H	Wofford	74	64	
												330	H	Western Caro.	80	59	
LAST 12 Division I GAMES:																	
				299	A	Ga. Southern	51	64	330	H	Western Caro.	80	59				
				150	A	Liberty	40	51	92	A	Virginia	65	85				
				235	H	Winthrop	54	51									
				157	A	Col. of Charleston	66	81									
				308	H	Wofford	74	64									
				205	A	Clemson	36	43									

Non-Div I Games: Paine 69 62 Columbia Int'l 67 35 Warner 73 53

Charleston So.

Average RPI Win: 185	WON-LOST	WINNING	LAST 10	STRENGTH OF	OPP. STRENGTH	TEAM	ADJ.	CONF.	ADJ CONF.
Average RPI Loss: 54	RECORD	PCT. RANK	GAMES	SCHEDULE	OF SCHEDULE	RPI	RPI	RPI	RPI
DIV. I ONLY	7- 3	86	7- 3	64	196	53	53	11	11
DIV. I NON-CONF.	7- 3	86	7- 3	68	197	51	51	11	11
TOTALS	RPI 1-25	RPI 26-50	W-L RECORDS	RPI 51-100	RPI 101-150	RPI 150+			
7- 3	0- 0	0- 1	OVERALL	1- 2	1- 0	5- 0			
4- 1	0- 0	0- 1	HOME	1- 0	1- 0	2- 0			
2- 2	0- 0	0- 0	AWAY	0- 2	0- 0	2- 0			
1- 0	0- 0	0- 0	NEUTRAL	0- 0	0- 0	1- 0			
7- 3	0- 0	0- 1	NON-CONFERENCE	1- 2	1- 0	5- 0			
4- 1	0- 0	0- 1	HOME	1- 0	1- 0	2- 0			
2- 2	0- 0	0- 0	AWAY	0- 2	0- 0	2- 0			
1- 0	0- 0	0- 0	NEUTRAL	0- 0	0- 0	1- 0			
0- 0	0- 0	0- 0	CONFERENCE	0- 0	0- 0	0- 0			
0- 0	0- 0	0- 0	HOME	0- 0	0- 0	0- 0			
0- 0	0- 0	0- 0	AWAY	0- 0	0- 0	0- 0			
0- 0	0- 0	0- 0	NEUTRAL	0- 0	0- 0	0- 0			

RPI S	Opponent	Score	RPI S	Opponent	Score	RPI S	Opponent	Score	RPI S	Opponent	Score
			33 H	Miami (FL)	70 77	55 A	Elon	83 90	141 H	Robert Morris	94 73
						75 A	North Carolina St.	65 72	157 H	Col. of Charleston	89 61
						91 H	Ball St.	72 66	160 N	Mercer	72 62
									189 A	Davidson	99 88
									207 A	Georgia St.	83 71
									349 H	N.C. Central	67 52
LAST 12 Division I GAMES:											
			33 H	Miami (FL)	70 77	189 A	Davidson	99 88			
			55 A	Elon	83 90	157 H	Col. of Charleston	89 61			
			141 H	Robert Morris	94 73	75 A	North Carolina St.	65 72			
			91 H	Ball St.	72 66	349 H	N.C. Central	67 52			
						207 A	Georgia St.	83 71			
						160 N	Mercer	72 62			

Non-Div I Games:

Charlotte

Chattanooga

Through Games Of Dec. 27, 2015

Average RPI Win:	123	WON-LOST	WINNING	LAST 10	STRENGTH OF	OPP. STRENGTH	TEAM	ADJ.	CONF.	ADJ CONF.
Average RPI Loss:	27	RECORD	PCT. RANK	GAMES	SCHEDULE	OF SCHEDULE	RPI	RPI	RPI	RPI
DIV. I ONLY	8- 4	98	1- 0	22	10	23	23	15	15	
DIV. I NON-CONF.	8- 4	97	1- 0	24	9	23	23	15	15	
TOTALS	RPI 1-25	RPI 26-50	W-L RECORDS	RPI 51-100	RPI 101-150	RPI 150+				
8- 4	0- 3	0- 0	OVERALL	4- 1	3- 0	1- 0				
6- 1	0- 1	0- 0	HOME	4- 0	2- 0	0- 0				
1- 3	0- 2	0- 0	AWAY	0- 1	0- 0	1- 0				
1- 0	0- 0	0- 0	NEUTRAL	0- 0	1- 0	0- 0				
8- 4	0- 3	0- 0	NON-CONFERENCE	4- 1	3- 0	1- 0				
6- 1	0- 1	0- 0	HOME	4- 0	2- 0	0- 0				
1- 3	0- 2	0- 0	AWAY	0- 1	0- 0	1- 0				
1- 0	0- 0	0- 0	NEUTRAL	0- 0	1- 0	0- 0				
0- 0	0- 0	0- 0	CONFERENCE	0- 0	0- 0	0- 0				
0- 0	0- 0	0- 0	HOME	0- 0	0- 0	0- 0				
0- 0	0- 0	0- 0	AWAY	0- 0	0- 0	0- 0				
0- 0	0- 0	0- 0	NEUTRAL	0- 0	0- 0	0- 0				

RPI	S	Opponent	Score
1	H	UConn	31 79
6	A	Tennessee	57 59
13	A	South Fla.	33 61

RPI	S	Opponent	Score
-----	---	----------	-------

RPI	S	Opponent	Score
54	H	UT Martin	61 46
77	H	Arkansas St.	55 54
85	H	Belmont	62 53
89	A	Indiana	43 54
97	H	McNeese St.	68 53

RPI	S	Opponent	Score
130	H	Southern Miss.	53 48
134	N	East Carolina	72 61
148	H	Butler	60 49
259	A	UNCW	61 33

LAST 12 Division I GAMES:

130	H	Southern Miss.	53 48	134	N	East Carolina	72 61
259	A	UNCW	61 33	85	H	Belmont	62 53
6	A	Tennessee	57 59	13	A	South Fla.	33 61
89	A	Indiana	43 54	1	H	UConn	31 79
148	H	Butler	60 49	54	H	UT Martin	61 46
97	H	McNeese St.	68 53	77	H	Arkansas St.	55 54

Non-Div I Games:

Chattanooga

■ Loss,
 ■ Non-Conf, S Site,
 ■ Home
 ■ Away
 N Neutral

Average RPI Win:	265	WON-LOST	WINNING	LAST 10	STRENGTH OF	OPP. STRENGTH	TEAM	ADJ.	CONF.	ADJ CONF.
Average RPI Loss:	175	RECORD	PCT. RANK	GAMES	SCHEDULE	OF SCHEDULE	RPI	RPI	RPI	RPI
DIV. I ONLY	2- 10	307	2- 8	226	258	304	304	23	23	
DIV. I NON-CONF.	2- 10	301	2- 10	232	261	307	307	23	23	
TOTALS	RPI 1-25	RPI 26-50	W-L RECORDS	RPI 51-100	RPI 101-150	RPI 150+				
2- 10	0- 1	0- 1	OVERALL	0- 2	0- 0	2- 6				
1- 4	0- 1	0- 0	HOME	0- 0	0- 0	1- 3				
1- 6	0- 0	0- 1	AWAY	0- 2	0- 0	1- 3				
0- 0	0- 0	0- 0	NEUTRAL	0- 0	0- 0	0- 0				
2- 10	0- 1	0- 1	NON-CONFERENCE	0- 2	0- 0	2- 6				
1- 4	0- 1	0- 0	HOME	0- 0	0- 0	1- 3				
1- 6	0- 0	0- 1	AWAY	0- 2	0- 0	1- 3				
0- 0	0- 0	0- 0	NEUTRAL	0- 0	0- 0	0- 0				
0- 0	0- 0	0- 0	CONFERENCE	0- 0	0- 0	0- 0				
0- 0	0- 0	0- 0	HOME	0- 0	0- 0	0- 0				
0- 0	0- 0	0- 0	AWAY	0- 0	0- 0	0- 0				
0- 0	0- 0	0- 0	NEUTRAL	0- 0	0- 0	0- 0				

RPI 1-25				RPI 26-50				RPI 51-100				RPI 101+ Team's RPI: 304			
RPI	S	Opponent	Score	RPI	S	Opponent	Score	RPI	S	Opponent	Score	RPI	S	Opponent	Score
25	H	Kansas St.	54 63	35	A	DePaul	42 88	66	A	Illinois	36 67	166	H	Ill.-Chicago	47 51
								95	A	Western Mich.	56 65	216	H	Bradley	60 66
												219	H	Morehead St.	75 71
												241	A	Western Ill.	50 88
												245	H	Oakland	51 74
												310	A	Jackson St.	76 59
												324	A	IPFW	51 62
												339	A	Illinois St.	53 57
LAST 12 Division I GAMES:															
339	A	Illinois St.	53 57	310	A	Jackson St.	76 59	245	H	Oakland	51 74	324	A	IPFW	51 62
241	A	Western Ill.	50 88	25	H	Kansas St.	54 63	216	H	Bradley	60 66	219	H	Morehead St.	75 71
95	A	Western Mich.	56 65	166	H	Ill.-Chicago	47 51	35	A	DePaul	42 88				
66	A	Illinois	36 67												

Non-Div I Games:

Chicago St.

■ Loss,
 ■ Non-Conf,
 ■ S Site,
 ■ H Home
 ■ A Away
 N Neutral

Average RPI Win:	258	WON-LOST	WINNING	LAST 10	STRENGTH OF	OPP. STRENGTH	TEAM	ADJ.	CONF.	ADJ CONF.
Average RPI Loss:	77	RECORD	PCT. RANK	GAMES	SCHEDULE	OF SCHEDULE	RPI	RPI	RPI	RPI
DIV. I ONLY	4- 7	223	3- 7	60	99	179	179	7	7	
DIV. I NON-CONF.	4- 7	219	4- 7	64	96	182	182	7	7	
TOTALS	RPI 1-25	RPI 26-50	W-L RECORDS	RPI 51-100	RPI 101-150	RPI 150+				
4- 7	0- 4	0- 0	OVERALL	0- 1	1- 0	3- 2				
4- 2	0- 1	0- 0	HOME	0- 1	1- 0	3- 0				
0- 3	0- 1	0- 0	AWAY	0- 0	0- 0	0- 2				
0- 2	0- 2	0- 0	NEUTRAL	0- 0	0- 0	0- 0				
4- 7	0- 4	0- 0	NON-CONFERENCE	0- 1	1- 0	3- 2				
4- 2	0- 1	0- 0	HOME	0- 1	1- 0	3- 0				
0- 3	0- 1	0- 0	AWAY	0- 0	0- 0	0- 2				
0- 2	0- 2	0- 0	NEUTRAL	0- 0	0- 0	0- 0				
0- 0	0- 0	0- 0	CONFERENCE	0- 0	0- 0	0- 0				
0- 0	0- 0	0- 0	HOME	0- 0	0- 0	0- 0				
0- 0	0- 0	0- 0	AWAY	0- 0	0- 0	0- 0				
0- 0	0- 0	0- 0	NEUTRAL	0- 0	0- 0	0- 0				

RPI 1-25				RPI 26-50				RPI 51-100				RPI 101+ Team's RPI: 179			
RPI	S	Opponent	Score	RPI	S	Opponent	Score	RPI	S	Opponent	Score	RPI	S	Opponent	Score
9	N	Baylor	34 72					54	H	UT Martin	57 63	145	H	Northern Ky.	71 68
11	A	Georgia	42 60									211	A	Xavier	56 65
17	H	Ohio St.	76 105									217	A	Detroit	68 77
21	N	Michigan St.	63 103									268	H	Saint Francis (PA)	93 86
												277	H	Bowling Green	54 51
												342	H	Eastern Ill.	70 57
LAST 12 Division I GAMES:															
11	A	Georgia	42 60	54	H	UT Martin	57 63	211	A	Xavier	56 65	17	H	Ohio St.	76 105
342	H	Eastern Ill.	70 57	217	A	Detroit	68 77	21	N	Michigan St.	63 103	9	N	Baylor	34 72
277	H	Bowling Green	54 51												
145	H	Northern Ky.	71 68												
268	H	Saint Francis (PA)	93 86												

Non-Div I Games:

Cincinnati

Average RPI Win:	242	WON-LOST	WINNING	LAST 10	STRENGTH OF	OPP. STRENGTH	TEAM	ADJ.	CONF.	ADJ CONF.
Average RPI Loss:	134	RECORD	PCT. RANK	GAMES	SCHEDULE	OF SCHEDULE	RPI	RPI	RPI	RPI
DIV. I ONLY	4- 8	234	3- 7	65	327	205	205	4	4	
DIV. I NON-CONF.	4- 8	231	4- 8	69	329	206	206	4	4	
TOTALS	RPI 1-25	RPI 26-50	W-L RECORDS	RPI 51-100	RPI 101-150	RPI 150+				
4- 8	0- 1	0- 0	OVERALL	0- 2	0- 2	4- 3				
3- 3	0- 1	0- 0	HOME	0- 0	0- 0	3- 2				
1- 3	0- 0	0- 0	AWAY	0- 1	0- 1	1- 1				
0- 2	0- 0	0- 0	NEUTRAL	0- 1	0- 1	0- 0				
4- 8	0- 1	0- 0	NON-CONFERENCE	0- 2	0- 2	4- 3				
3- 3	0- 1	0- 0	HOME	0- 0	0- 0	3- 2				
1- 3	0- 0	0- 0	AWAY	0- 1	0- 1	1- 1				
0- 2	0- 0	0- 0	NEUTRAL	0- 1	0- 1	0- 0				
0- 0	0- 0	0- 0	CONFERENCE	0- 0	0- 0	0- 0				
0- 0	0- 0	0- 0	HOME	0- 0	0- 0	0- 0				
0- 0	0- 0	0- 0	AWAY	0- 0	0- 0	0- 0				
0- 0	0- 0	0- 0	NEUTRAL	0- 0	0- 0	0- 0				

RPI 1-25				RPI 26-50				RPI 51-100				RPI 101+ Team's RPI: 205			
RPI	S	Opponent	Score	RPI	S	Opponent	Score	RPI	S	Opponent	Score	RPI	S	Opponent	Score
8	H	South Carolina	41 67					78	N	Buffalo	51 61	110	A	Oregon	56 69
								98	A	Maine	42 75	148	N	Butler	50 54
												161	H	UNC Asheville	67 49
												165	A	Furman	49 70
												175	H	William & Mary	41 58
												243	H	South Carolina St.	63 54
												246	A	Tennessee Tech	71 53
												293	H	Coastal Caro.	47 63
												317	H	Charleston So.	43 36
LAST 12 Division I GAMES:															
161	H	UNC Asheville	67 49	175	H	William & Mary	41 58	243	H	South Carolina St.	63 54				
98	A	Maine	42 75	78	N	Buffalo	51 61	148	N	Butler	50 54				
246	A	Tennessee Tech	71 53	110	A	Oregon	56 69	165	A	Furman	49 70				
8	H	South Carolina	41 67												
293	H	Coastal Caro.	47 63												
317	H	Charleston So.	43 36												

Non-Div I Games:

Clemson

■ Loss,
 ■ Non-Conf, S Site,
 ■ Home
 ■ Away
 N Neutral

Average RPI Win:	314	WON-LOST	WINNING	LAST 10	STRENGTH OF	OPP. STRENGTH	TEAM	ADJ.	CONF.	ADJ CONF.
Average RPI Loss:	187	RECORD	PCT. RANK	GAMES	SCHEDULE	OF SCHEDULE	RPI	RPI	RPI	RPI
DIV. I ONLY	3- 7	247	0- 1	329	236	329	329	14	14	
DIV. I NON-CONF.	3- 7	246	0- 1	330	239	333	333	14	14	
TOTALS	RPI 1-25	RPI 26-50	W-L RECORDS	RPI 51-100	RPI 101-150	RPI 150+				
3- 7	0- 0	0- 0	OVERALL	0- 2	0- 1	3- 4				
2- 2	0- 0	0- 0	HOME	0- 0	0- 0	2- 2				
1- 3	0- 0	0- 0	AWAY	0- 2	0- 0	1- 1				
0- 2	0- 0	0- 0	NEUTRAL	0- 0	0- 1	0- 1				
3- 7	0- 0	0- 0	NON-CONFERENCE	0- 2	0- 1	3- 4				
2- 2	0- 0	0- 0	HOME	0- 0	0- 0	2- 2				
1- 3	0- 0	0- 0	AWAY	0- 2	0- 0	1- 1				
0- 2	0- 0	0- 0	NEUTRAL	0- 0	0- 1	0- 1				
0- 0	0- 0	0- 0	CONFERENCE	0- 0	0- 0	0- 0				
0- 0	0- 0	0- 0	HOME	0- 0	0- 0	0- 0				
0- 0	0- 0	0- 0	AWAY	0- 0	0- 0	0- 0				
0- 0	0- 0	0- 0	NEUTRAL	0- 0	0- 0	0- 0				

RPI 1-25				RPI 26-50				RPI 51-100				RPI 101+				Team's RPI: 329	
RPI	S	Opponent	Score	RPI	S	Opponent	Score	RPI	S	Opponent	Score	RPI	S	Opponent	Score		
								79	A	Toledo	53	66	131	N	Saint Louis	65	76
								85	A	Belmont	58	76	173	H	Bucknell	57	59
													234	N	UNCG	51	55
													277	H	Bowling Green	69	48
													282	H	Evansville	63	72
													326	A	Niagara	72	73
													328	A	Kent St.	60	49
													338	H	FIU	64	57
LAST 12 Division I GAMES:																	
234	N	UNCG	51	55	79	A	Toledo	53	66								
131	N	Saint Louis	65	76	277	H	Bowling Green	69	48								
338	H	FIU	64	57	328	A	Kent St.	60	49								
173	H	Bucknell	57	59	326	A	Niagara	72	73								
					85	A	Belmont	58	76								
					282	H	Evansville	63	72								

Non-Div I Games:

Cleveland St.

Coastal Caro.

Through Games Of Dec. 27, 2015

Average RPI Win:	257	WON-LOST	WINNING	LAST 10	STRENGTH OF	OPP. STRENGTH	TEAM	ADJ.	CONF.	ADJ CONF.
Average RPI Loss:	192	RECORD	PCT. RANK	GAMES	SCHEDULE	OF SCHEDULE	RPI	RPI	RPI	RPI
DIV. I ONLY	2- 6	272	2- 6	237	276	293	293	27	27	
DIV. I NON-CONF.	2- 4	231	2- 4	320	164	294	294	26	26	
TOTALS	RPI 1-25	RPI 26-50	W-L RECORDS	RPI 51-100	RPI 101-150	RPI 150+				
2- 6	0- 0	0- 0	OVERALL	0- 1	0- 1	2- 4				
1- 2	0- 0	0- 0	HOME	0- 0	0- 0	1- 2				
1- 1	0- 0	0- 0	AWAY	0- 0	0- 0	1- 1				
0- 3	0- 0	0- 0	NEUTRAL	0- 1	0- 1	0- 1				
2- 4	0- 0	0- 0	NON-CONFERENCE	0- 1	0- 1	2- 2				
1- 0	0- 0	0- 0	HOME	0- 0	0- 0	1- 0				
1- 1	0- 0	0- 0	AWAY	0- 0	0- 0	1- 1				
0- 3	0- 0	0- 0	NEUTRAL	0- 1	0- 1	0- 1				
0- 2	0- 0	0- 0	CONFERENCE	0- 0	0- 0	0- 2				
0- 2	0- 0	0- 0	HOME	0- 0	0- 0	0- 2				
0- 0	0- 0	0- 0	AWAY	0- 0	0- 0	0- 0				
0- 0	0- 0	0- 0	NEUTRAL	0- 0	0- 0	0- 0				

RPI 1-25			RPI 26-50			RPI 51-100			RPI 101+			Team's RPI: 293
RPI	S	Opponent	Score	RPI	S	Opponent	Score	RPI	S	Opponent	Score	
						67 N Hofstra	40 82			147 N Wake Forest	52 81	
										161 H UNC Asheville	52 63	
										192 H Campbell	70 83	
										205 A Clemson	63 47	
										268 A Saint Francis (PA)	74 106	
										308 H Wofford	83 69	
										319 N Sacred Heart	62 71	
LAST 12 Division I GAMES:												
						308 H Wofford	83 69			319 N Sacred Heart	62 71	
						147 N Wake Forest	52 81			268 A Saint Francis (PA)	74 106	
						161 H UNC Asheville	52 63			205 A Clemson	63 47	
						192 H Campbell	70 83					
						67 N Hofstra	40 82					

Non-Div I Games: Allen 86 45 Warren Wilson 100 49 Mid-Atlantic Christ105 15

Coastal Caro.

Loss, Non-Conf, S Site, H Home A Away N Neutral

Average RPI Win:	230	WON-LOST	WINNING	LAST 10	STRENGTH OF	OPP. STRENGTH	TEAM	ADJ.	CONF.	ADJ CONF.
Average RPI Loss:	85	RECORD	PCT. RANK	GAMES	SCHEDULE	OF SCHEDULE	RPI	RPI	RPI	RPI
DIV. I ONLY	5- 5	155	5- 5	92	211	157	157	13	13	
DIV. I NON-CONF.	5- 5	156	5- 5	95	213	159	159	13	13	
TOTALS	RPI 1-25	RPI 26-50	W-L RECORDS	RPI 51-100	RPI 101-150	RPI 150+				
5- 5	0- 0	0- 0	OVERALL	0- 4	0- 0	5- 1				
4- 2	0- 0	0- 0	HOME	0- 2	0- 0	4- 0				
1- 3	0- 0	0- 0	AWAY	0- 2	0- 0	1- 1				
0- 0	0- 0	0- 0	NEUTRAL	0- 0	0- 0	0- 0				
5- 5	0- 0	0- 0	NON-CONFERENCE	0- 4	0- 0	5- 1				
4- 2	0- 0	0- 0	HOME	0- 2	0- 0	4- 0				
1- 3	0- 0	0- 0	AWAY	0- 2	0- 0	1- 1				
0- 0	0- 0	0- 0	NEUTRAL	0- 0	0- 0	0- 0				
0- 0	0- 0	0- 0	CONFERENCE	0- 0	0- 0	0- 0				
0- 0	0- 0	0- 0	HOME	0- 0	0- 0	0- 0				
0- 0	0- 0	0- 0	AWAY	0- 0	0- 0	0- 0				
0- 0	0- 0	0- 0	NEUTRAL	0- 0	0- 0	0- 0				

RPI 1-25				RPI 26-50				RPI 51-100				RPI 101+				Team's RPI: 157	
RPI	S	Opponent	Score	RPI	S	Opponent	Score	RPI	S	Opponent	Score	RPI	S	Opponent	Score		
								53	A	Charlotte	61	89	152	A	Boise St.	38	61
								64	H	Louisville	67	71	156	A	Weber St.	50	42
								74	A	Virginia Tech	47	81	204	H	Houston	55	48
								84	H	Western Ky.	44	78	235	H	Winthrop	77	63
													239	H	Appalachian St.	60	50
													317	H	Charleston So.	81	66

Non-Div I Games:

Col. of Charleston

■ Loss,
 ■ Non-Conf,
 ■ S Site,
 ■ H Home
 ■ A Away
 N Neutral

Average RPI Win: 330	WON-LOST	WINNING	LAST 10	STRENGTH OF	OPP. STRENGTH	TEAM	ADJ.	CONF.	ADJ CONF.
Average RPI Loss: 156	RECORD	PCT. RANK	GAMES	SCHEDULE	OF SCHEDULE	RPI	RPI	RPI	RPI
DIV. I ONLY	2- 8	290	2- 8	247	162	280	280	29	29
DIV. I NON-CONF.	1- 8	317	1- 8	219	109	298	298	29	29
TOTALS	RPI 1-25	RPI 26-50	W-L RECORDS	RPI 51-100	RPI 101-150	RPI 150+			
2- 8	0- 1	0- 2	OVERALL	0- 1	0- 0	2- 4			
0- 4	0- 1	0- 1	HOME	0- 1	0- 0	0- 1			
2- 4	0- 0	0- 1	AWAY	0- 0	0- 0	2- 3			
0- 0	0- 0	0- 0	NEUTRAL	0- 0	0- 0	0- 0			
1- 8	0- 1	0- 2	NON-CONFERENCE	0- 1	0- 0	1- 4			
0- 4	0- 1	0- 1	HOME	0- 1	0- 0	0- 1			
1- 4	0- 0	0- 1	AWAY	0- 0	0- 0	1- 3			
0- 0	0- 0	0- 0	NEUTRAL	0- 0	0- 0	0- 0			
1- 0	0- 0	0- 0	CONFERENCE	0- 0	0- 0	1- 0			
0- 0	0- 0	0- 0	HOME	0- 0	0- 0	0- 0			
1- 0	0- 0	0- 0	AWAY	0- 0	0- 0	1- 0			
0- 0	0- 0	0- 0	NEUTRAL	0- 0	0- 0	0- 0			

RPI 1-25				RPI 26-50				RPI 51-100				RPI 101+ Team's RPI: 280			
RPI	S	Opponent	Score	RPI	S	Opponent	Score	RPI	S	Opponent	Score	RPI	S	Opponent	Score
1	H	UConn	50 94	35	A	DePaul	46 96	51	H	Gonzaga	50 80	193	A	Cornell	60 73
				49	H	St. Bonaventure	38 62					274	A	Binghamton	56 63
												316	A	LIU Brooklyn	63 53
												318	H	Monmouth	80 86
												328	A	Kent St.	71 76
												344	A	Lafayette	72 59
LAST 12 Division I GAMES:															
316	A	LIU Brooklyn	63 53	344	A	Lafayette	72 59								
35	A	DePaul	46 96	49	H	St. Bonaventure	38 62								
318	H	Monmouth	80 86	51	H	Gonzaga	50 80								
193	A	Cornell	60 73	1	H	UConn	50 94								
328	A	Kent St.	71 76	274	A	Binghamton	56 63								

Non-Div I Games:

Colgate

■ Loss,
 ■ Non-Conf, S Site,
 ■ Home
 ■ Away
 N Neutral

Colorado

Through Games Of Dec. 27, 2015

Average RPI Win:	232	WON-LOST	WINNING	LAST 10	STRENGTH OF	OPP. STRENGTH	TEAM	ADJ.	CONF.	ADJ CONF.
Average RPI Loss:	51	RECORD	PCT. RANK	GAMES	SCHEDULE	OF SCHEDULE	RPI	RPI	RPI	RPI
DIV. I ONLY	5- 6	175	4- 6	21	229	127	127	1	1	
DIV. I NON-CONF.	5- 6	176	5- 6	23	231	128	128	1	1	
TOTALS	RPI 1-25	RPI 26-50	W-L RECORDS	RPI 51-100	RPI 101-150	RPI 150+				
5- 6	0- 1	0- 2	OVERALL	0- 2	0- 1	5- 0				
5- 2	0- 0	0- 2	HOME	0- 0	0- 0	5- 0				
0- 4	0- 1	0- 0	AWAY	0- 2	0- 1	0- 0				
0- 0	0- 0	0- 0	NEUTRAL	0- 0	0- 0	0- 0				
5- 6	0- 1	0- 2	NON-CONFERENCE	0- 2	0- 1	5- 0				
5- 2	0- 0	0- 2	HOME	0- 0	0- 0	5- 0				
0- 4	0- 1	0- 0	AWAY	0- 2	0- 1	0- 0				
0- 0	0- 0	0- 0	NEUTRAL	0- 0	0- 0	0- 0				
0- 0	0- 0	0- 0	CONFERENCE	0- 0	0- 0	0- 0				
0- 0	0- 0	0- 0	HOME	0- 0	0- 0	0- 0				
0- 0	0- 0	0- 0	AWAY	0- 0	0- 0	0- 0				
0- 0	0- 0	0- 0	NEUTRAL	0- 0	0- 0	0- 0				

RPI 1-25				RPI 26-50				RPI 51-100				RPI 101+ Team's RPI: 127			
RPI	S	Opponent	Score	RPI	S	Opponent	Score	RPI	S	Opponent	Score	RPI	S	Opponent	Score
5	A	Kentucky	61 86	29	H	Florida	61 83	52	A	Colorado St.	63 64	124	A	Wyoming	68 77
				36	H	Missouri	75 79	57	A	Long Beach St.	42 59	178	H	Northern Colo.	63 41
												208	H	Massachusetts	90 63
												214	H	Northern Ariz.	90 66
												267	H	Presbyterian	72 60
												292	H	Loyola Marymount	92 81
LAST 12 Division I GAMES:															
124	A	Wyoming	68 77	267	H	Presbyterian	72 60								
208	H	Massachusetts	90 63	36	H	Missouri	75 79								
5	A	Kentucky	61 86	214	H	Northern Ariz.	90 66								
178	H	Northern Colo.	63 41	57	A	Long Beach St.	42 59								
292	H	Loyola Marymount	92 81	52	A	Colorado St.	63 64								
				29	H	Florida	61 83								

Non-Div I Games:

Colorado

Loss, Non-Conf, S Site, H Home A Away N Neutral

Average RPI Win:	196	WON-LOST	WINNING	LAST 10	STRENGTH OF	OPP. STRENGTH	TEAM	ADJ.	CONF.	ADJ CONF.
Average RPI Loss:	69	RECORD	PCT. RANK	GAMES	SCHEDULE	OF SCHEDULE	RPI	RPI	RPI	RPI
DIV. I ONLY	8- 1	24	8- 1	244	44	52	52	17	17	
DIV. I NON-CONF.	8- 1	24	8- 1	250	46	50	50	17	17	
TOTALS	RPI 1-25	RPI 26-50	W-L RECORDS	RPI 51-100	RPI 101-150	RPI 150+				
8- 1	1- 0	0- 0	OVERALL	0- 1	1- 0	6- 0				
4- 0	1- 0	0- 0	HOME	0- 0	1- 0	2- 0				
3- 1	0- 0	0- 0	AWAY	0- 1	0- 0	3- 0				
1- 0	0- 0	0- 0	NEUTRAL	0- 0	0- 0	1- 0				
8- 1	1- 0	0- 0	NON-CONFERENCE	0- 1	1- 0	6- 0				
4- 0	1- 0	0- 0	HOME	0- 0	1- 0	2- 0				
3- 1	0- 0	0- 0	AWAY	0- 1	0- 0	3- 0				
1- 0	0- 0	0- 0	NEUTRAL	0- 0	0- 0	1- 0				
0- 0	0- 0	0- 0	CONFERENCE	0- 0	0- 0	0- 0				
0- 0	0- 0	0- 0	HOME	0- 0	0- 0	0- 0				
0- 0	0- 0	0- 0	AWAY	0- 0	0- 0	0- 0				
0- 0	0- 0	0- 0	NEUTRAL	0- 0	0- 0	0- 0				

RPI 1-25				RPI 26-50				RPI 51-100 Team's RPI: 52				RPI 101+			
RPI	S	Opponent	Score	RPI	S	Opponent	Score	RPI	S	Opponent	Score	RPI	S	Opponent	Score
12	H	BYU	61 55					69	A	Penn	48 49	127	H	Colorado	64 63
												167	H	Montana	75 43
												178	A	Northern Colo.	62 46
												223	A	Navy	82 73
												273	N	Morgan St.	54 36
												286	A	Denver	74 46
												302	H	Incarinate Word	60 37
LAST 12 Division I GAMES:															
286	A	Denver	74 46	178	A	Northern Colo.	62 46								
167	H	Montana	75 43	127	H	Colorado	64 63								
302	H	Incarinate Word	60 37	223	A	Navy	82 73								
				273	N	Morgan St.	54 36								
				69	A	Penn	48 49								
				12	H	BYU	61 55								

Non-Div I Games: Okla. Panhandle 90 45 Western St. 84 42

Colorado St.

Average RPI Win:	278	WON-LOST	WINNING	LAST 10	STRENGTH OF	OPP. STRENGTH	TEAM	ADJ.	CONF.	ADJ CONF.
Average RPI Loss:	106	RECORD	PCT. RANK	GAMES	SCHEDULE	OF SCHEDULE	RPI	RPI	RPI	RPI
DIV. I ONLY	7- 4	110	6- 4	299	183	185	185	12	12	
DIV. I NON-CONF.	7- 4	110	7- 4	297	187	186	186	12	12	
TOTALS	RPI 1-25	RPI 26-50	W-L RECORDS	RPI 51-100	RPI 101-150	RPI 150+				
7- 4	0- 1	0- 0	OVERALL	0- 1	0- 1	7- 1				
4- 1	0- 0	0- 0	HOME	0- 0	0- 1	4- 0				
3- 2	0- 1	0- 0	AWAY	0- 0	0- 0	3- 1				
0- 1	0- 0	0- 0	NEUTRAL	0- 1	0- 0	0- 0				
7- 4	0- 1	0- 0	NON-CONFERENCE	0- 1	0- 1	7- 1				
4- 1	0- 0	0- 0	HOME	0- 0	0- 1	4- 0				
3- 2	0- 1	0- 0	AWAY	0- 0	0- 0	3- 1				
0- 1	0- 0	0- 0	NEUTRAL	0- 1	0- 0	0- 0				
0- 0	0- 0	0- 0	CONFERENCE	0- 0	0- 0	0- 0				
0- 0	0- 0	0- 0	HOME	0- 0	0- 0	0- 0				
0- 0	0- 0	0- 0	AWAY	0- 0	0- 0	0- 0				
0- 0	0- 0	0- 0	NEUTRAL	0- 0	0- 0	0- 0				

RPI 1-25			RPI 26-50			RPI 51-100			RPI 101+			Team's RPI: 185
RPI	S	Opponent	Score	RPI	S	Opponent	Score	RPI	S	Opponent	Score	
19	A	Arizona St.	49 70					79	N	Toledo	75 88	
								146	H	Stony Brook	71 79	
								181	A	Rhode Island	56 57	
								202	A	UMBC	70 68	
								268	H	Saint Francis (PA)	82 78	
								274	H	Binghamton	71 64	
								283	A	UMass Lowell	67 57	
								291	H	Loyola Maryland	63 53	
								315	H	Vermont	73 56	
								316	A	LIU Brooklyn	84 74	
LAST 12 Division I GAMES:												
316	A	LIU Brooklyn	84 74	268	H	Saint Francis (PA)	82 78					
181	A	Rhode Island	56 57	291	H	Loyola Maryland	63 53					
274	H	Binghamton	71 64	146	H	Stony Brook	71 79					
19	A	Arizona St.	49 70	283	A	UMass Lowell	67 57					
79	N	Toledo	75 88	315	H	Vermont	73 56					
				202	A	UMBC	70 68					

Non-Div I Games:

Columbia

Average RPI Win:	290	WON-LOST	WINNING	LAST 10	STRENGTH OF	OPP. STRENGTH	TEAM	ADJ.	CONF.	ADJ CONF.
Average RPI Loss:	81	RECORD	PCT. RANK	GAMES	SCHEDULE	OF SCHEDULE	RPI	RPI	RPI	RPI
DIV. I ONLY	2- 7	277	2- 7	12	277	143	143	30	30	
DIV. I NON-CONF.	2- 7	276	2- 7	13	278	144	144	30	30	
TOTALS	RPI 1-25	RPI 26-50	W-L RECORDS	RPI 51-100	RPI 101-150	RPI 150+				
2- 7	0- 0	0- 3	OVERALL	0- 2	0- 1	2- 1				
1- 1	0- 0	0- 0	HOME	0- 0	0- 0	1- 1				
1- 5	0- 0	0- 3	AWAY	0- 2	0- 0	1- 0				
0- 1	0- 0	0- 0	NEUTRAL	0- 0	0- 1	0- 0				
2- 7	0- 0	0- 3	NON-CONFERENCE	0- 2	0- 1	2- 1				
1- 1	0- 0	0- 0	HOME	0- 0	0- 0	1- 1				
1- 5	0- 0	0- 3	AWAY	0- 2	0- 0	1- 0				
0- 1	0- 0	0- 0	NEUTRAL	0- 0	0- 1	0- 0				
0- 0	0- 0	0- 0	CONFERENCE	0- 0	0- 0	0- 0				
0- 0	0- 0	0- 0	HOME	0- 0	0- 0	0- 0				
0- 0	0- 0	0- 0	AWAY	0- 0	0- 0	0- 0				
0- 0	0- 0	0- 0	NEUTRAL	0- 0	0- 0	0- 0				

RPI 1-25				RPI 26-50				RPI 51-100				RPI 101+				Team's RPI: 143	
RPI	S	Opponent	Score	RPI	S	Opponent	Score	RPI	S	Opponent	Score	RPI	S	Opponent	Score		
				33	A	Miami (FL)	59 78	70	A	VCU	42 73	101	N	Auburn	54 69		
				39	A	West Virginia	64 96	74	A	Virginia Tech	39 72	202	H	UMBC	61 68		
				47	A	Syracuse	56 88					285	A	Towson	81 69		
												295	H	Mt. St. Mary's	66 55		
LAST 12 Division I GAMES:																	
				101	N	Auburn	54 69	202	H	UMBC	61 68						
				74	A	Virginia Tech	39 72	39	A	West Virginia	64 96						
				47	A	Syracuse	56 88	70	A	VCU	42 73						
				33	A	Miami (FL)	59 78										
				295	H	Mt. St. Mary's	66 55										
				285	A	Towson	81 69										

Non-Div I Games: Bowie St.

63 64

Coppin St.

Average RPI Win:	279	WON-LOST	WINNING	LAST 10	STRENGTH OF	OPP. STRENGTH	TEAM	ADJ.	CONF.	ADJ CONF.
Average RPI Loss:	129	RECORD	PCT. RANK	GAMES	SCHEDULE	OF SCHEDULE	RPI	RPI	RPI	RPI
DIV. I ONLY	6- 5	149	6- 4	278	181	193	193	12	12	
DIV. I NON-CONF.	6- 5	150	6- 5	279	185	193	193	12	12	
TOTALS	RPI 1-25	RPI 26-50	W-L RECORDS	RPI 51-100	RPI 101-150	RPI 150+				
6- 5	0- 1	0- 0	OVERALL	0- 1	0- 1	6- 2				
4- 1	0- 0	0- 0	HOME	0- 0	0- 1	4- 0				
2- 4	0- 1	0- 0	AWAY	0- 1	0- 0	2- 2				
0- 0	0- 0	0- 0	NEUTRAL	0- 0	0- 0	0- 0				
6- 5	0- 1	0- 0	NON-CONFERENCE	0- 1	0- 1	6- 2				
4- 1	0- 0	0- 0	HOME	0- 0	0- 1	4- 0				
2- 4	0- 1	0- 0	AWAY	0- 1	0- 0	2- 2				
0- 0	0- 0	0- 0	NEUTRAL	0- 0	0- 0	0- 0				
0- 0	0- 0	0- 0	CONFERENCE	0- 0	0- 0	0- 0				
0- 0	0- 0	0- 0	HOME	0- 0	0- 0	0- 0				
0- 0	0- 0	0- 0	AWAY	0- 0	0- 0	0- 0				
0- 0	0- 0	0- 0	NEUTRAL	0- 0	0- 0	0- 0				

RPI 1-25				RPI 26-50				RPI 51-100				RPI 101+ Team's RPI: 193			
RPI	S	Opponent	Score	RPI	S	Opponent	Score	RPI	S	Opponent	Score	RPI	S	Opponent	Score
3	A	Stanford	38 93					78	A	Buffalo	41 59	146	H	Stony Brook	49 58
												171	A	Marshall	47 73
												248	A	Hartford	50 53
												251	A	Bryant	70 62
												268	H	Saint Francis (PA)	75 69
												280	H	Colgate	73 60
												281	H	Fairfield	59 35
												285	H	Towson	88 60
												309	A	Cal St. Fullerton	59 47
LAST 12 Division I GAMES:															
146	H	Stony Brook	49 58	309	A	Cal St. Fullerton	59 47								
285	H	Towson	88 60	3	A	Stanford	38 93								
171	A	Marshall	47 73	281	H	Fairfield	59 35								
78	A	Buffalo	41 59	251	A	Bryant	70 62								
268	H	Saint Francis (PA)	75 69	248	A	Hartford	50 53								
280	H	Colgate	73 60												

Non-Div I Games:

Cornell

Creighton

Through Games Of Dec. 27, 2015

Average RPI Win: 213	WON-LOST	WINNING	LAST 10	STRENGTH OF	OPP. STRENGTH	TEAM	ADJ.	CONF.	ADJ CONF.
Average RPI Loss: 102	RECORD	PCT. RANK	GAMES	SCHEDULE	OF SCHEDULE	RPI	RPI	RPI	RPI
DIV. I ONLY	6- 6	155	4- 6	81	178	125	125	6	6
DIV. I NON-CONF.	6- 6	156	6- 6	84	182	127	127	6	6
TOTALS	RPI 1-25	RPI 26-50	W-L RECORDS	RPI 51-100	RPI 101-150	RPI 150+			
6- 6	0- 0	0- 1	OVERALL	0- 3	2- 1	4- 1			
3- 1	0- 0	0- 1	HOME	0- 0	1- 0	2- 0			
1- 4	0- 0	0- 0	AWAY	0- 2	0- 1	1- 1			
2- 1	0- 0	0- 0	NEUTRAL	0- 1	1- 0	1- 0			
6- 6	0- 0	0- 1	NON-CONFERENCE	0- 3	2- 1	4- 1			
3- 1	0- 0	0- 1	HOME	0- 0	1- 0	2- 0			
1- 4	0- 0	0- 0	AWAY	0- 2	0- 1	1- 1			
2- 1	0- 0	0- 0	NEUTRAL	0- 1	1- 0	1- 0			
0- 0	0- 0	0- 0	CONFERENCE	0- 0	0- 0	0- 0			
0- 0	0- 0	0- 0	HOME	0- 0	0- 0	0- 0			
0- 0	0- 0	0- 0	AWAY	0- 0	0- 0	0- 0			
0- 0	0- 0	0- 0	NEUTRAL	0- 0	0- 0	0- 0			

RPI 1-25				RPI 26-50				RPI 51-100				RPI 101+				Team's RPI: 125	
RPI	S	Opponent	Score	RPI	S	Opponent	Score	RPI	S	Opponent	Score	RPI	S	Opponent	Score		
				50	H	South Dakota St.	51 53	65	A	Drake	72 81	112	A	Utah	58 74		
								76	N	Northwestern	52 75	123	H	UNI	69 61		
								90	A	Nebraska	63 65	134	N	East Carolina	91 66		
												215	H	Marist	89 46		
												220	A	Kansas	54 67		
												227	N	Eastern Wash.	66 60		
												266	H	Wichita St.	79 54		
												313	A	Omaha	69 46		
LAST 12 Division I GAMES:																	
				90	A	Nebraska	63 65	123	H	UNI	69 61						
				220	A	Kansas	54 67	313	A	Omaha	69 46						
				227	N	Eastern Wash.	66 60	50	H	South Dakota St.	51 53						
				76	N	Northwestern	52 75	112	A	Utah	58 74						
				134	N	East Carolina	91 66	215	H	Marist	89 46						
				65	A	Drake	72 81	266	H	Wichita St.	79 54						

Non-Div I Games:

Creighton

■ Loss,
 ■ Non-Conf,
 ■ S Site,
 ■ H Home
 ■ A Away
 N Neutral

Average RPI Win: 306		WON-LOST	WINNING	LAST 10	STRENGTH OF	OPP. STRENGTH	TEAM	ADJ.	CONF.	ADJ CONF.
Average RPI Loss: 184		RECORD	PCT. RANK	GAMES	SCHEDULE	OF SCHEDULE	RPI	RPI	RPI	RPI
DIV. I ONLY		4- 10	256	4- 6	330	237	331	331	12	12
DIV. I NON-CONF.		4- 10	253	4- 8	331	240	335	335	12	12
TOTALS	RPI 1-25	RPI 26-50		W-L RECORDS		RPI 51-100	RPI 101-150	RPI 150+		
4- 10	0- 0	0- 0		OVERALL		0- 3	0- 0	4- 7		
2- 5	0- 0	0- 0		HOME		0- 1	0- 0	2- 4		
2- 3	0- 0	0- 0		AWAY		0- 1	0- 0	2- 2		
0- 2	0- 0	0- 0		NEUTRAL		0- 1	0- 0	0- 1		
4- 10	0- 0	0- 0		NON-CONFERENCE		0- 3	0- 0	4- 7		
2- 5	0- 0	0- 0		HOME		0- 1	0- 0	2- 4		
2- 3	0- 0	0- 0		AWAY		0- 1	0- 0	2- 2		
0- 2	0- 0	0- 0		NEUTRAL		0- 1	0- 0	0- 1		
0- 0	0- 0	0- 0		CONFERENCE		0- 0	0- 0	0- 0		
0- 0	0- 0	0- 0		HOME		0- 0	0- 0	0- 0		
0- 0	0- 0	0- 0		AWAY		0- 0	0- 0	0- 0		
0- 0	0- 0	0- 0		NEUTRAL		0- 0	0- 0	0- 0		

RPI 1-25				RPI 26-50				RPI 51-100				RPI 101+				Team's RPI: 331	
RPI	S	Opponent	Score	RPI	S	Opponent	Score	RPI	S	Opponent	Score	RPI	S	Opponent	Score		
								64	A	Louisville	52 94	158	A	Drexel	53 69		
								97	N	McNeese St.	56 78	181	H	Rhode Island	41 57		
								98	H	Maine	41 59	195	H	American	41 45		
												229	N	Jacksonville	44 51		
												245	A	Oakland	60 78		
												248	A	Hartford	43 36		
												255	H	New Hampshire	57 61		
												303	A	Holy Cross	60 54		
												315	H	Vermont	54 56		
												326	H	Niagara	60 47		
												345	H	Boston U.	72 52		
LAST 12 Division I GAMES:																	
				248	A	Hartford	43 36					303	A	Holy Cross	60 54		
				315	H	Vermont	54 56					326	H	Niagara	60 47		
				98	H	Maine	41 59					195	H	American	41 45		
				181	H	Rhode Island	41 57					64	A	Louisville	52 94		
				245	A	Oakland	60 78					229	N	Jacksonville	44 51		
				345	H	Boston U.	72 52					97	N	McNeese St.	56 78		

Non-Div I Games:

Dartmouth

Loss, Non-Conf, S Site, H Home A Away N Neutral

Average RPI Win:	254	WON-LOST	WINNING	LAST 10	STRENGTH OF	OPP. STRENGTH	TEAM	ADJ.	CONF.	ADJ CONF.
Average RPI Loss:	107	RECORD	PCT. RANK	GAMES	SCHEDULE	OF SCHEDULE	RPI	RPI	RPI	RPI
DIV. I ONLY	6- 6	155	5- 5	243	121	189	189	9	9	
DIV. I NON-CONF.	6- 6	156	6- 6	249	120	190	190	9	9	
TOTALS	RPI 1-25	RPI 26-50	W-L RECORDS	RPI 51-100	RPI 101-150	RPI 150+				
6- 6	0- 1	0- 0	OVERALL	0- 2	0- 2	6- 1				
2- 3	0- 1	0- 0	HOME	0- 1	0- 1	2- 0				
3- 3	0- 0	0- 0	AWAY	0- 1	0- 1	3- 1				
1- 0	0- 0	0- 0	NEUTRAL	0- 0	0- 0	1- 0				
6- 6	0- 1	0- 0	NON-CONFERENCE	0- 2	0- 2	6- 1				
2- 3	0- 1	0- 0	HOME	0- 1	0- 1	2- 0				
3- 3	0- 0	0- 0	AWAY	0- 1	0- 1	3- 1				
1- 0	0- 0	0- 0	NEUTRAL	0- 0	0- 0	1- 0				
0- 0	0- 0	0- 0	CONFERENCE	0- 0	0- 0	0- 0				
0- 0	0- 0	0- 0	HOME	0- 0	0- 0	0- 0				
0- 0	0- 0	0- 0	AWAY	0- 0	0- 0	0- 0				
0- 0	0- 0	0- 0	NEUTRAL	0- 0	0- 0	0- 0				

RPI 1-25				RPI 26-50				RPI 51-100				RPI 101+ Team's RPI: 189			
RPI	S	Opponent	Score	RPI	S	Opponent	Score	RPI	S	Opponent	Score	RPI	S	Opponent	Score
21	H	Michigan St.	44 73					53	H	Charlotte	88 99	117	H	ETSU	58 65
								75	A	North Carolina St.	42 58	147	A	Wake Forest	58 77
												165	A	Furman	69 51
												226	A	Radford	68 79
												243	H	South Carolina St.	63 51
												250	A	High Point	62 60
												259	A	UNCW	77 50
												277	N	Bowling Green	60 56
												330	H	Western Caro.	64 51
LAST 12 Division I GAMES:															
330	H	Western Caro.	64 51	53	H	Charlotte	88 99								
226	A	Radford	68 79	117	H	ETSU	58 65								
259	A	UNCW	77 50	243	H	South Carolina St.	63 51								
277	N	Bowling Green	60 56	21	H	Michigan St.	44 73								
250	A	High Point	62 60	147	A	Wake Forest	58 77								
75	A	North Carolina St.	42 58	165	A	Furman	69 51								

Non-Div I Games:

Davidson

■ Loss,
 ■ Non-Conf, S Site,
 ■ Home
 ■ Away
 N Neutral

Average RPI Win:	93	WON-LOST	WINNING	LAST 10	STRENGTH OF	OPP. STRENGTH	TEAM	ADJ.	CONF.	ADJ CONF.
Average RPI Loss:	28	RECORD	PCT. RANK	GAMES	SCHEDULE	OF SCHEDULE	RPI	RPI	RPI	RPI
DIV. I ONLY	7- 3	86	7- 3	11	8	14	14	9	9	
DIV. I NON-CONF.	7- 3	86	7- 3	11	8	14	14	9	9	
TOTALS	RPI 1-25	RPI 26-50	W-L RECORDS	RPI 51-100	RPI 101-150	RPI 150+				
7- 3	0- 1	1- 1	OVERALL	4- 1	2- 0	0- 0				
4- 1	0- 0	1- 0	HOME	1- 1	2- 0	0- 0				
1- 1	0- 0	0- 1	AWAY	1- 0	0- 0	0- 0				
2- 1	0- 1	0- 0	NEUTRAL	2- 0	0- 0	0- 0				
7- 3	0- 1	1- 1	NON-CONFERENCE	4- 1	2- 0	0- 0				
4- 1	0- 0	1- 0	HOME	1- 1	2- 0	0- 0				
1- 1	0- 0	0- 1	AWAY	1- 0	0- 0	0- 0				
2- 1	0- 1	0- 0	NEUTRAL	2- 0	0- 0	0- 0				
0- 0	0- 0	0- 0	CONFERENCE	0- 0	0- 0	0- 0				
0- 0	0- 0	0- 0	HOME	0- 0	0- 0	0- 0				
0- 0	0- 0	0- 0	AWAY	0- 0	0- 0	0- 0				
0- 0	0- 0	0- 0	NEUTRAL	0- 0	0- 0	0- 0				

RPI 1-25				RPI 26-50				RPI 51-100				RPI 101+			
RPI	S	Opponent	Score	RPI	S	Opponent	Score	RPI	S	Opponent	Score	RPI	S	Opponent	Score
3	N	Stanford	66 74	30	A	Purdue	58 61	51	H	Gonzaga	47 57	135	H	Yale	81 75
				40	H	Princeton	85 81	64	N	Louisville	79 66	137	H	Wisconsin	87 64
								79	A	Toledo	83 57				
								96	H	Vanderbilt	81 56				
								98	N	Maine	58 37				
LAST 12 Division I GAMES:															
		64 N Louisville	79 66			40 H Princeton	85 81			51 H Gonzaga	47 57				
		3 N Stanford	66 74			51 H Gonzaga	47 57			30 A Purdue	58 61				
		98 N Maine	58 37			79 A Toledo	83 57								
		137 H Wisconsin	87 64												
		96 H Vanderbilt	81 56												
		135 H Yale	81 75												

Non-Div I Games:

Dayton

Average RPI Win:	161	WON-LOST	WINNING	LAST 10	STRENGTH OF	OPP. STRENGTH	TEAM	ADJ.	CONF.	ADJ CONF.
Average RPI Loss:	43	RECORD	PCT. RANK	GAMES	SCHEDULE	OF SCHEDULE	RPI	RPI	RPI	RPI
DIV. I ONLY	8- 5	118	0- 1	14	65	35	35	6	6	
DIV. I NON-CONF.	8- 5	120	0- 1	15	66	34	34	6	6	
TOTALS	RPI 1-25	RPI 26-50	W-L RECORDS	RPI 51-100	RPI 101-150	RPI 150+				
8- 5	0- 3	2- 1	OVERALL	2- 0	1- 0	3- 1				
6- 2	0- 1	1- 0	HOME	1- 0	1- 0	3- 1				
2- 3	0- 2	1- 1	AWAY	1- 0	0- 0	0- 0				
0- 0	0- 0	0- 0	NEUTRAL	0- 0	0- 0	0- 0				
8- 5	0- 3	2- 1	NON-CONFERENCE	2- 0	1- 0	3- 1				
6- 2	0- 1	1- 0	HOME	1- 0	1- 0	3- 1				
2- 3	0- 2	1- 1	AWAY	1- 0	0- 0	0- 0				
0- 0	0- 0	0- 0	NEUTRAL	0- 0	0- 0	0- 0				
0- 0	0- 0	0- 0	CONFERENCE	0- 0	0- 0	0- 0				
0- 0	0- 0	0- 0	HOME	0- 0	0- 0	0- 0				
0- 0	0- 0	0- 0	AWAY	0- 0	0- 0	0- 0				
0- 0	0- 0	0- 0	NEUTRAL	0- 0	0- 0	0- 0				

RPI 1-25				RPI 26-50				Team's RPI: 35	RPI 51-100				RPI 101+			
RPI	S	Opponent	Score	RPI	S	Opponent	Score		RPI	S	Opponent	Score	RPI	S	Opponent	Score
1	H	UConn	70 86	26	A	Texas A&M	80 66		76	A	Northwestern	77 64	121	H	Southern Ill.	105 61
4	A	Notre Dame	90 95	49	H	St. Bonaventure	77 54		89	H	Indiana	84 69	153	H	Loyola Chicago	75 88
9	A	Baylor	72 86	50	A	South Dakota St.	79 88						280	H	Colgate	96 46
													304	H	Chicago St.	88 42
													339	H	Illinois St.	89 41
LAST 12 Division I GAMES:																
339	H	Illinois St.	89 41	9	A	Baylor	72 86									
1	H	UConn	70 86	153	H	Loyola Chicago	75 88									
280	H	Colgate	96 46	76	A	Northwestern	77 64									
304	H	Chicago St.	88 42	50	A	South Dakota St.	79 88									
89	H	Indiana	84 69	26	A	Texas A&M	80 66									
49	H	St. Bonaventure	77 54	4	A	Notre Dame	90 95									

Non-Div I Games:

DePaul

Delaware

Through Games Of Dec. 27, 2015

Average RPI Win:	285	WON-LOST	WINNING	LAST 10	STRENGTH OF	OPP. STRENGTH	TEAM	ADJ.	CONF.	ADJ CONF.
Average RPI Loss:	144	RECORD	PCT. RANK	GAMES	SCHEDULE	OF SCHEDULE	RPI	RPI	RPI	RPI
DIV. I ONLY	5- 5	155	5- 5	314	231	232	232	13	13	
DIV. I NON-CONF.	5- 5	156	5- 5	313	233	234	234	13	13	
TOTALS	RPI 1-25	RPI 26-50	W-L RECORDS	RPI 51-100	RPI 101-150	RPI 150+				
5- 5	0- 0	0- 0	OVERALL	0- 1	0- 2	5- 2				
2- 1	0- 0	0- 0	HOME	0- 0	0- 1	2- 0				
2- 3	0- 0	0- 0	AWAY	0- 1	0- 0	2- 2				
1- 1	0- 0	0- 0	NEUTRAL	0- 0	0- 1	1- 0				
5- 5	0- 0	0- 0	NON-CONFERENCE	0- 1	0- 2	5- 2				
2- 1	0- 0	0- 0	HOME	0- 0	0- 1	2- 0				
2- 3	0- 0	0- 0	AWAY	0- 1	0- 0	2- 2				
1- 1	0- 0	0- 0	NEUTRAL	0- 0	0- 1	1- 0				
0- 0	0- 0	0- 0	CONFERENCE	0- 0	0- 0	0- 0				
0- 0	0- 0	0- 0	HOME	0- 0	0- 0	0- 0				
0- 0	0- 0	0- 0	AWAY	0- 0	0- 0	0- 0				
0- 0	0- 0	0- 0	NEUTRAL	0- 0	0- 0	0- 0				

RPI 1-25			RPI 26-50			RPI 51-100			RPI 101+			Team's RPI: 232
RPI	S	Opponent	Score	RPI	S	Opponent	Score	RPI	S	Opponent	Score	
						68 A Georgetown	50 61	134 H East Carolina		58 68		
								137 N Wisconsin		52 54		
								173 A Bucknell		51 80		
								209 A George Mason		83 90		
								215 A Marist		56 50		
								218 A Fordham		55 48		
								315 H Vermont		71 60		
								333 N North Dakota St.		62 50		
								344 H Lafayette		67 47		
LAST 12 Division I GAMES:												
137 N Wisconsin		52 54	315 H Vermont		71 60							
134 H East Carolina		58 68	173 A Bucknell		51 80							
215 A Marist		56 50	68 A Georgetown		50 61							
344 H Lafayette		67 47	209 A George Mason		83 90							
			218 A Fordham		55 48							
			333 N North Dakota St.		62 50							

Non-Div I Games:

Delaware

Loss, Non-Conf, S Site, H Home A Away N Neutral

Average RPI Win:	295	WON-LOST	WINNING	LAST 10	STRENGTH OF	OPP. STRENGTH	TEAM	ADJ.	CONF.	ADJ CONF.
Average RPI Loss:	166	RECORD	PCT. RANK	GAMES	SCHEDULE	OF SCHEDULE	RPI	RPI	RPI	RPI
DIV. I ONLY	3- 8	263	3- 7	230	296	294	294	30	30	
DIV. I NON-CONF.	3- 8	262	3- 8	236	295	295	295	30	30	
TOTALS	RPI 1-25	RPI 26-50	W-L RECORDS	RPI 51-100	RPI 101-150	RPI 150+				
3- 8	0- 0	0- 1	OVERALL	0- 1	0- 1	3- 5				
2- 3	0- 0	0- 0	HOME	0- 0	0- 0	2- 3				
0- 5	0- 0	0- 1	AWAY	0- 1	0- 1	0- 2				
1- 0	0- 0	0- 0	NEUTRAL	0- 0	0- 0	1- 0				
3- 8	0- 0	0- 1	NON-CONFERENCE	0- 1	0- 1	3- 5				
2- 3	0- 0	0- 0	HOME	0- 0	0- 0	2- 3				
0- 5	0- 0	0- 1	AWAY	0- 1	0- 1	0- 2				
1- 0	0- 0	0- 0	NEUTRAL	0- 0	0- 0	1- 0				
0- 0	0- 0	0- 0	CONFERENCE	0- 0	0- 0	0- 0				
0- 0	0- 0	0- 0	HOME	0- 0	0- 0	0- 0				
0- 0	0- 0	0- 0	AWAY	0- 0	0- 0	0- 0				
0- 0	0- 0	0- 0	NEUTRAL	0- 0	0- 0	0- 0				

RPI S	Opponent	Score	RPI S	Opponent	Score	RPI S	Opponent	Score	RPI S	Opponent	Score	Team's RPI: 294
			39 A	West Virginia	34 77	88 A	Fla. Atlantic	55 83	128 A	Temple	59 100	
									154 A	Pittsburgh	43 77	
									175 H	William & Mary	59 65	
									218 A	Fordham	58 74	
									230 H	Lehigh	49 83	
									239 N	Appalachian St.	76 69	
									295 H	Mt. St. Mary's	41 54	
									306 H	Wagner	66 44	
									340 H	Longwood	88 63	
LAST 12 Division I GAMES:												
340 H	Longwood	88 63	306 H	Wagner	66 44							
128 A	Temple	59 100	218 A	Fordham	58 74							
154 A	Pittsburgh	43 77	175 H	William & Mary	59 65							
295 H	Mt. St. Mary's	41 54	239 N	Appalachian St.	76 69							
39 A	West Virginia	34 77	88 A	Fla. Atlantic	55 83							
			230 H	Lehigh	49 83							

Non-Div I Games:

Delaware St.

■ Loss,
 ■ Non-Conf,
 S Site,
 ■ Home
 ■ Away
 N Neutral

Average RPI Win:	285	WON-LOST	WINNING	LAST 10	STRENGTH OF	OPP. STRENGTH	TEAM	ADJ.	CONF.	ADJ CONF.
Average RPI Loss:	169	RECORD	PCT. RANK	GAMES	SCHEDULE	OF SCHEDULE	RPI	RPI	RPI	RPI
DIV. I ONLY	2- 10	307	2- 8	198	297	286	286	22	22	
DIV. I NON-CONF.	2- 10	301	2- 10	205	296	285	285	22	22	
TOTALS	RPI 1-25	RPI 26-50	W-L RECORDS	RPI 51-100	RPI 101-150	RPI 150+				
2- 10	0- 1	0- 0	OVERALL	0- 1	0- 1	2- 7				
0- 5	0- 0	0- 0	HOME	0- 1	0- 1	0- 3				
2- 3	0- 0	0- 0	AWAY	0- 0	0- 0	2- 1				
0- 2	0- 1	0- 0	NEUTRAL	0- 0	0- 0	0- 1				
2- 10	0- 1	0- 0	NON-CONFERENCE	0- 1	0- 1	2- 7				
0- 5	0- 0	0- 0	HOME	0- 1	0- 1	0- 3				
2- 3	0- 0	0- 0	AWAY	0- 0	0- 0	2- 3				
0- 2	0- 1	0- 0	NEUTRAL	0- 0	0- 0	0- 1				
0- 0	0- 0	0- 0	CONFERENCE	0- 0	0- 0	0- 0				
0- 0	0- 0	0- 0	HOME	0- 0	0- 0	0- 0				
0- 0	0- 0	0- 0	AWAY	0- 0	0- 0	0- 0				
0- 0	0- 0	0- 0	NEUTRAL	0- 0	0- 0	0- 0				

RPI S	Opponent	Score	RPI S	Opponent	Score	RPI S	Opponent	Score	RPI S	Opponent	Score	Team's RPI: 286
4 N	Notre Dame	52 94				52 H	Colorado St.	46 74	124 H	Wyoming	64 75	
									156 H	Weber St.	49 61	
									166 H	Ill.-Chicago	46 56	
									178 H	Northern Colo.	51 60	
									203 A	Seattle	51 59	
									225 N	Louisiana Tech	53 58	
									233 A	Milwaukee	56 49	
									257 A	Pepperdine	60 64	
									325 A	UMKC	58 68	
									336 A	Air Force	57 48	
LAST 12 Division I GAMES:												
52 H	Colorado St.	46 74	325 A	UMKC	58 68							
166 H	Ill.-Chicago	46 56	124 H	Wyoming	64 75							
233 A	Milwaukee	56 49	257 A	Pepperdine	60 64							
336 A	Air Force	57 48	203 A	Seattle	51 59							
156 H	Weber St.	49 61	225 N	Louisiana Tech	53 58							
178 H	Northern Colo.	51 60	4 N	Notre Dame	52 94							

Non-Div I Games:

Denver

Average RPI Win:	276	WON-LOST	WINNING	LAST 10	STRENGTH OF	OPP. STRENGTH	TEAM	ADJ.	CONF.	ADJ CONF.
Average RPI Loss:	87	RECORD	PCT. RANK	GAMES	SCHEDULE	OF SCHEDULE	RPI	RPI	RPI	RPI
DIV. I ONLY	3- 6	234	3- 6	109	130	217	217	14	14	
DIV. I NON-CONF.	3- 6	231	3- 6	112	132	218	218	14	14	
TOTALS	RPI 1-25	RPI 26-50	W-L RECORDS	RPI 51-100	RPI 101-150	RPI 150+				
3- 6	0- 1	0- 1	OVERALL	0- 3	0- 0	3- 1				
3- 2	0- 0	0- 0	HOME	0- 1	0- 0	3- 1				
0- 4	0- 1	0- 1	AWAY	0- 2	0- 0	0- 0				
0- 0	0- 0	0- 0	NEUTRAL	0- 0	0- 0	0- 0				
3- 6	0- 1	0- 1	NON-CONFERENCE	0- 3	0- 0	3- 1				
3- 2	0- 0	0- 0	HOME	0- 1	0- 0	3- 1				
0- 4	0- 1	0- 1	AWAY	0- 2	0- 0	0- 0				
0- 0	0- 0	0- 0	NEUTRAL	0- 0	0- 0	0- 0				
0- 0	0- 0	0- 0	CONFERENCE	0- 0	0- 0	0- 0				
0- 0	0- 0	0- 0	HOME	0- 0	0- 0	0- 0				
0- 0	0- 0	0- 0	AWAY	0- 0	0- 0	0- 0				
0- 0	0- 0	0- 0	NEUTRAL	0- 0	0- 0	0- 0				

RPI S	Opponent	Score	RPI S	Opponent	Score	RPI S	Opponent	Score	RPI S	Opponent	Score	Team's RPI: 217
21	A Michigan St.	42 81	49	A St. Bonaventure	73 84	56	A Maryland	41 97	179	H Cincinnati	77 68	
						83	H Michigan	61 88	216	H Bradley	67 75	
						95	A Western Mich.	66 70	324	H IPFW	64 63	
									326	H Niagara	80 75	
LAST 12 Division I GAMES:												
21	A Michigan St.	42 81	179	H Cincinnati	77 68							
95	A Western Mich.	66 70	326	H Niagara	80 75							
324	H IPFW	64 63	49	A St. Bonaventure	73 84							
			56	A Maryland	41 97							
			83	H Michigan	61 88							
			216	H Bradley	67 75							

Non-Div I Games: Salem Int'l 81 50

Detroit

Drake

Through Games Of Dec. 27, 2015

Average RPI Win:	165	WON-LOST	WINNING	LAST 10	STRENGTH OF	OPP. STRENGTH	TEAM	ADJ.	CONF.	ADJ CONF.
Average RPI Loss:	88	RECORD	PCT. RANK	GAMES	SCHEDULE	OF SCHEDULE	RPI	RPI	RPI	RPI
DIV. I ONLY	6- 4	121	5- 4	55	122	65	65	18	18	
DIV. I NON-CONF.	6- 4	123	6- 4	60	122	65	65	18	18	
TOTALS	RPI 1-25	RPI 26-50	W-L RECORDS	RPI 51-100	RPI 101-150	RPI 150+				
6- 4	0- 1	0- 1	OVERALL	0- 1	4- 0	2- 1				
3- 1	0- 1	0- 0	HOME	0- 0	2- 0	1- 0				
2- 3	0- 0	0- 1	AWAY	0- 1	2- 0	0- 1				
1- 0	0- 0	0- 0	NEUTRAL	0- 0	0- 0	1- 0				
6- 4	0- 1	0- 1	NON-CONFERENCE	0- 1	4- 0	2- 1				
3- 1	0- 1	0- 0	HOME	0- 0	2- 0	1- 0				
2- 3	0- 0	0- 1	AWAY	0- 1	2- 0	0- 1				
1- 0	0- 0	0- 0	NEUTRAL	0- 0	0- 0	1- 0				
0- 0	0- 0	0- 0	CONFERENCE	0- 0	0- 0	0- 0				
0- 0	0- 0	0- 0	HOME	0- 0	0- 0	0- 0				
0- 0	0- 0	0- 0	AWAY	0- 0	0- 0	0- 0				
0- 0	0- 0	0- 0	NEUTRAL	0- 0	0- 0	0- 0				

RPI 1-25				RPI 26-50				RPI 51-100				Team's RPI: 65	RPI 101+			
RPI	S	Opponent	Score	RPI	S	Opponent	Score	RPI	S	Opponent	Score		RPI	S	Opponent	Score
10	H	Green Bay	61 86	27	A	Iowa	76 89	62	A	South Dakota	87 92		125	H	Creighton	81 72
													133	A	UNLV	76 68
													137	A	Wisconsin	89 70
													140	H	Iowa St.	74 70
													177	H	North Dakota	73 63
													252	A	Northern Ill.	73 87
													276	N	Tulsa	91 80
LAST 12 Division I GAMES:																
				27	A	Iowa	76 89	125	H	Creighton	81 72					
				252	A	Northern Ill.	73 87	177	H	North Dakota	73 63					
				10	H	Green Bay	61 86	137	A	Wisconsin	89 70					
				62	A	South Dakota	87 92	140	H	Iowa St.	74 70					
				133	A	UNLV	76 68									
				276	N	Tulsa	91 80									

Non-Div I Games: William Penn 100 61

Drake

■ Loss,
■ Non-Conf, S Site,
■ Home
■ Away
N Neutral

Average RPI Win:	182	WON-LOST	WINNING	LAST 10	STRENGTH OF	OPP. STRENGTH	TEAM	ADJ.	CONF.	ADJ CONF.
Average RPI Loss:	88	RECORD	PCT. RANK	GAMES	SCHEDULE	OF SCHEDULE	RPI	RPI	RPI	RPI
DIV. I ONLY	4- 6	204	4- 6	79	73	158	158	13	13	
DIV. I NON-CONF.	4- 6	203	4- 6	82	74	160	160	13	13	
TOTALS	RPI 1-25	RPI 26-50	W-L RECORDS	RPI 51-100	RPI 101-150	RPI 150+				
4- 6	0- 1	1- 0	OVERALL	0- 3	0- 1	3- 1				
3- 1	0- 0	1- 0	HOME	0- 1	0- 0	2- 0				
1- 3	0- 1	0- 0	AWAY	0- 2	0- 0	1- 0				
0- 2	0- 0	0- 0	NEUTRAL	0- 0	0- 1	0- 1				
4- 6	0- 1	1- 0	NON-CONFERENCE	0- 3	0- 1	3- 1				
3- 1	0- 0	1- 0	HOME	0- 1	0- 0	2- 0				
1- 3	0- 1	0- 0	AWAY	0- 2	0- 0	1- 0				
0- 2	0- 0	0- 0	NEUTRAL	0- 0	0- 1	0- 1				
0- 0	0- 0	0- 0	CONFERENCE	0- 0	0- 0	0- 0				
0- 0	0- 0	0- 0	HOME	0- 0	0- 0	0- 0				
0- 0	0- 0	0- 0	AWAY	0- 0	0- 0	0- 0				
0- 0	0- 0	0- 0	NEUTRAL	0- 0	0- 0	0- 0				

RPI 1-25				RPI 26-50				RPI 51-100				RPI 101+ Team's RPI: 158			
RPI	S	Opponent	Score	RPI	S	Opponent	Score	RPI	S	Opponent	Score	RPI	S	Opponent	Score
13	A	South Fla.	58 73	49	H	St. Bonaventure	58 46	69	A	Penn	67 72	103	N	Villanova	55 67
								82	A	Saint Joseph's	46 53	164	A	Hampton	57 36
								96	H	Vanderbilt	64 74	167	N	Montana	50 58
												184	H	Quinnipiac	62 49
												331	H	Dartmouth	69 53
LAST 12 Division I GAMES:															
		82	A	Saint Joseph's	46	53				184	H	Quinnipiac	62	49	
		164	A	Hampton	57	36				69	A	Penn	67	72	
		96	H	Vanderbilt	64	74				13	A	South Fla.	58	73	
		167	N	Montana	50	58				331	H	Dartmouth	69	53	
		103	N	Villanova	55	67									
		49	H	St. Bonaventure	58	46									

Non-Div I Games:

Drexel

■ Loss,
■ Non-Conf, S Site,
■ Home
■ Away
N Neutral

Average RPI Win:	190	WON-LOST	WINNING	LAST 10	STRENGTH OF	OPP. STRENGTH	TEAM	ADJ.	CONF.	ADJ CONF.
Average RPI Loss:	40	RECORD	PCT. RANK	GAMES	SCHEDULE	OF SCHEDULE	RPI	RPI	RPI	RPI
DIV. I ONLY	10- 1	16	9- 0	168	150	32	32	9	9	
DIV. I NON-CONF.	10- 1	16	10- 1	172	152	31	31	9	9	
TOTALS	RPI 1-25	RPI 26-50	W-L RECORDS	RPI 51-100	RPI 101-150	RPI 150+				
10- 1	0- 0	1- 1	OVERALL	2- 0	2- 0	5- 0				
4- 0	0- 0	1- 0	HOME	1- 0	0- 0	2- 0				
5- 1	0- 0	0- 1	AWAY	1- 0	2- 0	2- 0				
1- 0	0- 0	0- 0	NEUTRAL	0- 0	0- 0	1- 0				
10- 1	0- 0	1- 1	NON-CONFERENCE	2- 0	2- 0	5- 0				
4- 0	0- 0	1- 0	HOME	1- 0	0- 0	2- 0				
5- 1	0- 0	0- 1	AWAY	1- 0	2- 0	2- 0				
1- 0	0- 0	0- 0	NEUTRAL	0- 0	0- 0	1- 0				
0- 0	0- 0	0- 0	CONFERENCE	0- 0	0- 0	0- 0				
0- 0	0- 0	0- 0	HOME	0- 0	0- 0	0- 0				
0- 0	0- 0	0- 0	AWAY	0- 0	0- 0	0- 0				
0- 0	0- 0	0- 0	NEUTRAL	0- 0	0- 0	0- 0				

RPI 1-25				RPI 26-50				Team's RPI: 32				RPI 51-100				RPI 101+			
RPI	S	Opponent	Score	RPI	S	Opponent	Score	RPI	S	Opponent	Score	RPI	S	Opponent	Score	RPI	S	Opponent	Score
				31	H	St. John's (NY)	76 57	61	H	Ohio	64 47	102	A	Central Mich.	68 49				
				40	A	Princeton	66 94	78	A	Buffalo	79 62					114	A	New Mexico	78 69
																269	H	UMES	95 59
																287	N	N.C. A&T	81 67
																296	H	Howard	86 62
																322	A	Saint Peter's	63 38
																344	A	Lafayette	73 65
LAST 12 Division I GAMES:																			
				102	A	Central Mich.	68 49	31	H	St. John's (NY)	76 57								
				114	A	New Mexico	78 69	61	H	Ohio	64 47								
				287	N	N.C. A&T	81 67	269	H	UMES	95 59								
				296	H	Howard	86 62	78	A	Buffalo	79 62								
				344	A	Lafayette	73 65	322	A	Saint Peter's	63 38								
				40	A	Princeton	66 94												

Non-Div I Games: Slippery Rock 79 54

Duquesne

■ Loss,
 ■ Non-Conf,
 ■ S Site,
 ■ H Home
 ■ A Away
 N Neutral

Average RPI Win:	202	WON-LOST	WINNING	LAST 10	STRENGTH OF	OPP. STRENGTH	TEAM	ADJ.	CONF.	ADJ CONF.
Average RPI Loss:	121	RECORD	PCT. RANK	GAMES	SCHEDULE	OF SCHEDULE	RPI	RPI	RPI	RPI
DIV. I ONLY	5- 6	175	4- 4	101	179	117	117	15	15	
DIV. I NON-CONF.	5- 6	176	4- 6	103	183	119	119	15	15	
TOTALS	RPI 1-25	RPI 26-50	W-L RECORDS	RPI 51-100	RPI 101-150	RPI 150+				
5- 6	0- 1	0- 0	OVERALL	0- 2	0- 1	5- 2				
3- 0	0- 0	0- 0	HOME	0- 0	0- 0	3- 0				
2- 6	0- 1	0- 0	AWAY	0- 2	0- 1	2- 2				
0- 0	0- 0	0- 0	NEUTRAL	0- 0	0- 0	0- 0				
5- 6	0- 1	0- 0	NON-CONFERENCE	0- 2	0- 1	5- 2				
3- 0	0- 0	0- 0	HOME	0- 0	0- 0	3- 0				
2- 6	0- 1	0- 0	AWAY	0- 2	0- 1	2- 2				
0- 0	0- 0	0- 0	NEUTRAL	0- 0	0- 0	0- 0				
0- 0	0- 0	0- 0	CONFERENCE	0- 0	0- 0	0- 0				
0- 0	0- 0	0- 0	HOME	0- 0	0- 0	0- 0				
0- 0	0- 0	0- 0	AWAY	0- 0	0- 0	0- 0				
0- 0	0- 0	0- 0	NEUTRAL	0- 0	0- 0	0- 0				

RPI 1-25				RPI 26-50				RPI 51-100				RPI 101+ Team's RPI: 117			
RPI	S	Opponent	Score	RPI	S	Opponent	Score	RPI	S	Opponent	Score	RPI	S	Opponent	Score
6	A	Tennessee	49 85					55	A	Elon	38 50	147	A	Wake Forest	52 69
								96	A	Vanderbilt	39 65	161	H	UNC Asheville	74 68
												183	A	Eastern Ky.	41 64
												189	A	Davidson	65 58
												192	H	Campbell	70 55
												196	A	Old Dominion	56 52
												239	A	Appalachian St.	52 70
												271	H	Austin Peay	80 76
LAST 12 Division I GAMES:															
				55	A	Elon	38 50	271	H	Austin Peay	80 76				
				183	A	Eastern Ky.	41 64	189	A	Davidson	65 58				
				196	A	Old Dominion	56 52	192	H	Campbell	70 55				
				239	A	Appalachian St.	52 70	96	A	Vanderbilt	39 65				
				147	A	Wake Forest	52 69	6	A	Tennessee	49 85				
				161	H	UNC Asheville	74 68								

Non-Div I Games: Armstrong St. 62 52 Brevard 69 46

ETSU

Loss, Non-Conf, S Site, H Home A Away N Neutral

East Carolina

Through Games Of Dec. 27, 2015

Average RPI Win:	248	WON-LOST	WINNING	LAST 10	STRENGTH OF	OPP. STRENGTH	TEAM	ADJ.	CONF.	ADJ CONF.
Average RPI Loss:	66	RECORD	PCT. RANK	GAMES	SCHEDULE	OF SCHEDULE	RPI	RPI	RPI	RPI
DIV. I ONLY	6- 6	155	4- 6	87	187	134	134	7	7	
DIV. I NON-CONF.	6- 6	156	6- 6	90	189	136	136	7	7	
TOTALS	RPI 1-25	RPI 26-50	W-L RECORDS	RPI 51-100	RPI 101-150	RPI 150+				
6- 6	0- 2	0- 0	OVERALL	0- 2	0- 2	6- 0				
2- 0	0- 0	0- 0	HOME	0- 0	0- 0	2- 0				
2- 1	0- 0	0- 0	AWAY	0- 0	0- 1	2- 0				
2- 5	0- 2	0- 0	NEUTRAL	0- 2	0- 1	2- 0				
6- 6	0- 2	0- 0	NON-CONFERENCE	0- 2	0- 2	6- 0				
2- 0	0- 0	0- 0	HOME	0- 0	0- 0	2- 0				
2- 1	0- 0	0- 0	AWAY	0- 0	0- 1	2- 0				
2- 5	0- 2	0- 0	NEUTRAL	0- 2	0- 1	2- 0				
0- 0	0- 0	0- 0	CONFERENCE	0- 0	0- 0	0- 0				
0- 0	0- 0	0- 0	HOME	0- 0	0- 0	0- 0				
0- 0	0- 0	0- 0	AWAY	0- 0	0- 0	0- 0				
0- 0	0- 0	0- 0	NEUTRAL	0- 0	0- 0	0- 0				

RPI 1-25				RPI 26-50				RPI 51-100				RPI 101+ Team's RPI: 134			
RPI	S	Opponent	Score	RPI	S	Opponent	Score	RPI	S	Opponent	Score	RPI	S	Opponent	Score
8	N	South Carolina	57 88					61	N	Ohio	61 64	101	A	Auburn	69 83
23	N	Chattanooga	61 72					76	N	Northwestern	75 78	125	N	Creighton	66 91
												172	N	UTRGV	70 59
												227	N	Eastern Wash.	80 62
												232	A	Delaware	68 58
												247	H	Alcorn	87 58
												267	H	Presbyterian	84 57
												343	A	A&M-Corpus Christi	82 46
LAST 12 Division I GAMES:															
125	N	Creighton	66 91	8	N	South Carolina	57 88								
232	A	Delaware	68 58	61	N	Ohio	61 64								
267	H	Presbyterian	84 57	23	N	Chattanooga	61 72								
247	H	Alcorn	87 58	101	A	Auburn	69 83								
343	A	A&M-Corpus Christi	82 46	76	N	Northwestern	75 78								
172	N	UTRGV	70 59	227	N	Eastern Wash.	80 62								

Non-Div I Games:

East Carolina

■ Loss,
 ■ Non-Conf,
 ■ S Site,
 ■ H Home
 ■ A Away
 N Neutral

Average RPI Win: 118		WON-LOST	WINNING	LAST 10	STRENGTH OF	OPP. STRENGTH	TEAM	ADJ.	CONF.	ADJ CONF.
Average RPI Loss: 208		RECORD	PCT. RANK	GAMES	SCHEDULE	OF SCHEDULE	RPI	RPI	RPI	RPI
DIV. I ONLY		1- 10	335	0- 10	246	293	342	342	24	24
DIV. I NON-CONF.		1- 10	332	1- 10	252	292	343	343	25	25
TOTALS	RPI 1-25	RPI 26-50		W-L RECORDS		RPI 51-100	RPI 101-150	RPI 150+		
1- 10	0- 0	0- 0		OVERALL		0- 0	1- 2	0- 8		
1- 4	0- 0	0- 0		HOME		0- 0	1- 0	0- 4		
0- 6	0- 0	0- 0		AWAY		0- 0	0- 2	0- 4		
0- 0	0- 0	0- 0		NEUTRAL		0- 0	0- 0	0- 0		
1- 10	0- 0	0- 0		NON-CONFERENCE		0- 0	1- 2	0- 8		
1- 4	0- 0	0- 0		HOME		0- 0	1- 0	0- 4		
0- 6	0- 0	0- 0		AWAY		0- 0	0- 2	0- 4		
0- 0	0- 0	0- 0		NEUTRAL		0- 0	0- 0	0- 0		
0- 0	0- 0	0- 0		CONFERENCE		0- 0	0- 0	0- 0		
0- 0	0- 0	0- 0		HOME		0- 0	0- 0	0- 0		
0- 0	0- 0	0- 0		AWAY		0- 0	0- 0	0- 0		
0- 0	0- 0	0- 0		NEUTRAL		0- 0	0- 0	0- 0		

RPI 1-25				RPI 26-50				RPI 51-100				RPI 101+				Team's RPI: 342	
RPI	S	Opponent	Score	RPI	S	Opponent	Score	RPI	S	Opponent	Score	RPI	S	Opponent	Score		
												118	H	IUPUI	77	71	
												131	A	Saint Louis	47	78	
												144	A	Memphis	49	80	
												153	H	Loyola Chicago	75	86	
												176	H	Stetson	66	68	
												179	A	Cincinnati	57	70	
												233	H	Milwaukee	71	82	
												241	H	Western Ill.	69	92	
												252	A	Northern Ill.	63	79	
												260	A	Indiana St.	42	60	
												313	A	Omaha	67	76	
LAST 12 Division I GAMES:																	
				252	A	Northern Ill.	63	79	179	A	Cincinnati	57	70				
				260	A	Indiana St.	42	60	176	H	Stetson	66	68				
				153	H	Loyola Chicago	75	86	233	H	Milwaukee	71	82				
				144	A	Memphis	49	80	313	A	Omaha	67	76				
				118	H	IUPUI	77	71	241	H	Western Ill.	69	92				
									131	A	Saint Louis	47	78				

Non-Div I Games:

Eastern Ill.

Loss, Non-Conf, S Site, H Home A Away N Neutral

Average RPI Win:	238	WON-LOST	WINNING	LAST 10	STRENGTH OF	OPP. STRENGTH	TEAM	ADJ.	CONF.	ADJ CONF.
Average RPI Loss:	114	RECORD	PCT. RANK	GAMES	SCHEDULE	OF SCHEDULE	RPI	RPI	RPI	RPI
DIV. I ONLY	4- 5	191	4- 5	177	170	183	183	24	24	
DIV. I NON-CONF.	4- 5	191	4- 5	180	173	185	185	25	25	
TOTALS	RPI 1-25	RPI 26-50	W-L RECORDS	RPI 51-100	RPI 101-150	RPI 150+				
4- 5	0- 0	0- 0	OVERALL	0- 2	1- 2	3- 1				
2- 1	0- 0	0- 0	HOME	0- 0	1- 1	1- 0				
1- 3	0- 0	0- 0	AWAY	0- 1	0- 1	1- 1				
1- 1	0- 0	0- 0	NEUTRAL	0- 1	0- 0	1- 0				
4- 5	0- 0	0- 0	NON-CONFERENCE	0- 2	1- 2	3- 1				
2- 1	0- 0	0- 0	HOME	0- 0	1- 1	1- 0				
1- 3	0- 0	0- 0	AWAY	0- 1	0- 1	1- 1				
1- 1	0- 0	0- 0	NEUTRAL	0- 1	0- 0	1- 0				
0- 0	0- 0	0- 0	CONFERENCE	0- 0	0- 0	0- 0				
0- 0	0- 0	0- 0	HOME	0- 0	0- 0	0- 0				
0- 0	0- 0	0- 0	AWAY	0- 0	0- 0	0- 0				
0- 0	0- 0	0- 0	NEUTRAL	0- 0	0- 0	0- 0				

RPI 1-25			RPI 26-50			RPI 51-100			RPI 101+			Team's RPI: 183
RPI	S	Opponent	Score	RPI	S	Opponent	Score	RPI	S	Opponent	Score	
						75 N North Carolina St.	62 73	106 H Wright St.		69 71		
						84 A Western Ky.	60 76	115 A Missouri St.		63 87		
								117 H ETSU		64 41		
								191 A Richmond		62 81		
								236 A Miami (OH)		77 72		
								268 N Saint Francis (PA)		88 82		
								330 H Western Caro.		91 62		
LAST 12 Division I GAMES:												
268 N		Saint Francis (PA)	88 82	75 N		North Carolina St.	62 73					
330 H		Western Caro.	91 62	84 A		Western Ky.	60 76					
191 A		Richmond	62 81	106 H		Wright St.	69 71					
				115 A		Missouri St.	63 87					
				117 H		ETSU	64 41					
				236 A		Miami (OH)	77 72					

Non-Div I Games: Cincinnati Christian 12 34

Eastern Ky.

Average RPI Win:	218	WON-LOST	WINNING	LAST 10	STRENGTH OF	OPP. STRENGTH	TEAM	ADJ.	CONF.	ADJ CONF.
Average RPI Loss:	11	RECORD	PCT. RANK	GAMES	SCHEDULE	OF SCHEDULE	RPI	RPI	RPI	RPI
DIV. I ONLY	6- 2	63	6- 2	184	131	80	80	10	10	
DIV. I NON-CONF.	6- 2	63	6- 2	190	133	80	80	10	10	
TOTALS	RPI 1-25	RPI 26-50	W-L RECORDS	RPI 51-100	RPI 101-150	RPI 150+				
6- 2	0- 2	0- 0	OVERALL	1- 0	0- 0	5- 0				
3- 0	0- 0	0- 0	HOME	1- 0	0- 0	2- 0				
3- 1	0- 1	0- 0	AWAY	0- 0	0- 0	3- 0				
0- 1	0- 1	0- 0	NEUTRAL	0- 0	0- 0	0- 0				
6- 2	0- 2	0- 0	NON-CONFERENCE	1- 0	0- 0	5- 0				
3- 0	0- 0	0- 0	HOME	1- 0	0- 0	2- 0				
3- 1	0- 1	0- 0	AWAY	0- 0	0- 0	3- 0				
0- 1	0- 1	0- 0	NEUTRAL	0- 0	0- 0	0- 0				
0- 0	0- 0	0- 0	CONFERENCE	0- 0	0- 0	0- 0				
0- 0	0- 0	0- 0	HOME	0- 0	0- 0	0- 0				
0- 0	0- 0	0- 0	AWAY	0- 0	0- 0	0- 0				
0- 0	0- 0	0- 0	NEUTRAL	0- 0	0- 0	0- 0				

RPI 1-25				RPI 26-50				RPI 51-100 Team's RPI: 80				RPI 101+			
RPI	S	Opponent	Score	RPI	S	Opponent	Score	RPI	S	Opponent	Score	RPI	S	Opponent	Score
5	A	Kentucky	67 89					83	H	Michigan	64 63	172	H	UTRGV	78 56
16	N	Abilene Christian	59 83									198	A	Harvard	85 81
												201	H	Oral Roberts	77 69
												318	A	Monmouth	78 68
												336	A	Air Force	72 59
LAST 12 Division I GAMES:															
				83	H	Michigan	64 63	336	A	Air Force	72 59				
				318	A	Monmouth	78 68	201	H	Oral Roberts	77 69				
				198	A	Harvard	85 81	5	A	Kentucky	67 89				
				16	N	Abilene Christian	59 83	172	H	UTRGV	78 56				

Non-Div I Games: Madonna 104 45 Hillsdale 94 77

Eastern Mich.

Average RPI Win:	270	WON-LOST	WINNING	LAST 10	STRENGTH OF	OPP. STRENGTH	TEAM	ADJ.	CONF.	ADJ CONF.
Average RPI Loss:	92	RECORD	PCT. RANK	GAMES	SCHEDULE	OF SCHEDULE	RPI	RPI	RPI	RPI
DIV. I ONLY	5- 6	175	4- 6	260	95	227	227	16	16	
DIV. I NON-CONF.	5- 6	176	5- 6	263	93	227	227	16	16	
TOTALS	RPI 1-25	RPI 26-50	W-L RECORDS	RPI 51-100	RPI 101-150	RPI 150+				
5- 6	0- 1	0- 0	OVERALL	0- 2	0- 2	5- 1				
3- 2	0- 1	0- 0	HOME	0- 0	0- 0	3- 1				
2- 1	0- 0	0- 0	AWAY	0- 0	0- 0	2- 0				
0- 3	0- 0	0- 0	NEUTRAL	0- 1	0- 2	0- 0				
5- 6	0- 1	0- 0	NON-CONFERENCE	0- 2	0- 2	5- 1				
3- 2	0- 1	0- 0	HOME	0- 0	0- 0	3- 1				
2- 1	0- 0	0- 0	AWAY	0- 1	0- 0	2- 0				
0- 3	0- 0	0- 0	NEUTRAL	0- 1	0- 2	0- 0				
0- 0	0- 0	0- 0	CONFERENCE	0- 0	0- 0	0- 0				
0- 0	0- 0	0- 0	HOME	0- 0	0- 0	0- 0				
0- 0	0- 0	0- 0	AWAY	0- 0	0- 0	0- 0				
0- 0	0- 0	0- 0	NEUTRAL	0- 0	0- 0	0- 0				

RPI 1-25			RPI 26-50			RPI 51-100			RPI 101+			Team's RPI: 227
RPI	S	Opponent	Score	RPI	S	Opponent	Score	RPI	S	Opponent	Score	
16	H	Abilene Christian	60 72					51	A	Gonzaga	56 78	125 N Creighton 60 66
								76	N	Northwestern	70 74	134 N East Carolina 62 80
												152 H Boise St. 79 84
												159 H Utah Valley 68 64
												266 A Wichita St. 67 62
												279 H CSUN 70 59
												309 A Cal St. Fullerton 68 57
												336 H Air Force 65 44
LAST 12 Division I GAMES:												
266	A	Wichita St.	67 62	152	H	Boise St.	79 84					
309	A	Cal St. Fullerton	68 57	16	H	Abilene Christian	60 72					
159	H	Utah Valley	68 64	279	H	CSUN	70 59					
125	N	Creighton	60 66	51	A	Gonzaga	56 78					
134	N	East Carolina	62 80	336	H	Air Force	65 44					
76	N	Northwestern	70 74									

Non-Div I Games: Eastern Ore. 64 40

Eastern Wash.

Loss,
Non-Conf, S Site,
H Home
A Away
N Neutral

Average RPI Win:	143	WON-LOST	WINNING	LAST 10	STRENGTH OF	OPP. STRENGTH	TEAM	ADJ.	CONF.	ADJ CONF.
Average RPI Loss:	127	RECORD	PCT. RANK	GAMES	SCHEDULE	OF SCHEDULE	RPI	RPI	RPI	RPI
DIV. I ONLY	6- 3	98	6- 3	152	20	55	55	13	13	
DIV. I NON-CONF.	6- 3	97	6- 3	155	21	53	53	13	13	
TOTALS	RPI 1-25	RPI 26-50	W-L RECORDS	RPI 51-100	RPI 101-150	RPI 150+				
6- 3	0- 1	0- 0	OVERALL	2- 0	1- 1	3- 1				
3- 0	0- 0	0- 0	HOME	1- 0	1- 0	1- 0				
3- 3	0- 1	0- 0	AWAY	1- 0	0- 1	2- 1				
0- 0	0- 0	0- 0	NEUTRAL	0- 0	0- 0	0- 0				
6- 3	0- 1	0- 0	NON-CONFERENCE	2- 0	1- 1	3- 1				
3- 0	0- 0	0- 0	HOME	1- 0	1- 0	1- 0				
3- 3	0- 1	0- 0	AWAY	1- 0	0- 1	2- 1				
0- 0	0- 0	0- 0	NEUTRAL	0- 0	0- 0	0- 0				
0- 0	0- 0	0- 0	CONFERENCE	0- 0	0- 0	0- 0				
0- 0	0- 0	0- 0	HOME	0- 0	0- 0	0- 0				
0- 0	0- 0	0- 0	AWAY	0- 0	0- 0	0- 0				
0- 0	0- 0	0- 0	NEUTRAL	0- 0	0- 0	0- 0				

RPI 1-25				RPI 26-50				RPI 51-100 Team's RPI: 55				RPI 101+			
RPI S	Opponent	Score		RPI S	Opponent	Score		RPI S	Opponent	Score		RPI S	Opponent	Score	
8	A South Carolina	63	78					53	H Charlotte	90	83	117	H ETSU	50	38
								75	A North Carolina St.	69	66	150	A Liberty	63	72
												165	A Furman	65	55
												195	A American	62	54
												223	A Navy	70	73
												250	H High Point	80	69
LAST 12 Division I GAMES:															
165	A Furman	65	55	8	A South Carolina	63	78	250	H High Point	80	69				
117	H ETSU	50	38	75	A North Carolina St.	69	66								
223	A Navy	70	73												
195	A American	62	54												
53	H Charlotte	90	83												
150	A Liberty	63	72												

Non-Div I Games: Lenoir-Rhyne 67 29

Elon

Evansville

Through Games Of Dec. 27, 2015

Average RPI Win:	329	WON-LOST	WINNING	LAST 10	STRENGTH OF	OPP. STRENGTH	TEAM	ADJ.	CONF.	ADJ CONF.
Average RPI Loss:	165	RECORD	PCT. RANK	GAMES	SCHEDULE	OF SCHEDULE	RPI	RPI	RPI	RPI
DIV. I ONLY	1- 9	325	1- 9	107	336	282	282	18	18	
DIV. I NON-CONF.	1- 9	323	1- 9	110	337	281	281	18	18	
TOTALS	RPI 1-25	RPI 26-50	W-L RECORDS	RPI 51-100	RPI 101-150	RPI 150+				
1- 9	0- 1	0- 0	OVERALL	0- 3	0- 0	1- 5				
0- 3	0- 0	0- 0	HOME	0- 2	0- 0	0- 1				
1- 4	0- 0	0- 0	AWAY	0- 1	0- 0	1- 3				
0- 2	0- 1	0- 0	NEUTRAL	0- 0	0- 0	0- 1				
1- 9	0- 1	0- 0	NON-CONFERENCE	0- 3	0- 0	1- 5				
0- 3	0- 0	0- 0	HOME	0- 2	0- 0	0- 1				
1- 4	0- 0	0- 0	AWAY	0- 1	0- 0	1- 3				
0- 2	0- 1	0- 0	NEUTRAL	0- 0	0- 0	0- 1				
0- 0	0- 0	0- 0	CONFERENCE	0- 0	0- 0	0- 0				
0- 0	0- 0	0- 0	HOME	0- 0	0- 0	0- 0				
0- 0	0- 0	0- 0	AWAY	0- 0	0- 0	0- 0				
0- 0	0- 0	0- 0	NEUTRAL	0- 0	0- 0	0- 0				

RPI 1-25				RPI 26-50				RPI 51-100				RPI 101+ Team's RPI: 282			
RPI	S	Opponent	Score	RPI	S	Opponent	Score	RPI	S	Opponent	Score	RPI	S	Opponent	Score
24	N	Santa Clara	44 62					54	H	UT Martin	48 75	206	N	Montana St.	55 81
								90	A	Nebraska	40 85	211	A	Xavier	57 65
								91	H	Ball St.	53 73	236	A	Miami (OH)	85 91
												277	A	Bowling Green	56 74
												300	H	Murray St.	54 73
												329	A	Cleveland St.	72 63
LAST 12 Division I GAMES:															
				206	N	Montana St.	55 81					91	H	Ball St.	53 73
				329	A	Cleveland St.	72 63					54	H	UT Martin	48 75
				236	A	Miami (OH)	85 91					90	A	Nebraska	40 85
				211	A	Xavier	57 65					300	H	Murray St.	54 73
												277	A	Bowling Green	56 74
												24	N	Santa Clara	44 62

Non-Div I Games:

Evansville

Loss, Non-Conf, S Site, H Home A Away N Neutral

Average RPI Win:	171	WON-LOST	WINNING	LAST 10	STRENGTH OF	OPP. STRENGTH	TEAM	ADJ.	CONF.	ADJ CONF.
Average RPI Loss:	74	RECORD	PCT. RANK	GAMES	SCHEDULE	OF SCHEDULE	RPI	RPI	RPI	RPI
DIV. I ONLY	8- 4	98	7- 2	51	171	58	58	28	28	
DIV. I NON-CONF.	8- 4	97	7- 4	57	174	58	58	28	28	
TOTALS	RPI 1-25	RPI 26-50	W-L RECORDS	RPI 51-100	RPI 101-150	RPI 150+				
8- 4	0- 0	0- 0	OVERALL	3- 4	0- 0	5- 0				
1- 2	0- 0	0- 0	HOME	0- 2	0- 0	1- 0				
5- 0	0- 0	0- 0	AWAY	1- 0	0- 0	4- 0				
2- 2	0- 0	0- 0	NEUTRAL	2- 2	0- 0	0- 0				
8- 4	0- 0	0- 0	NON-CONFERENCE	3- 4	0- 0	5- 0				
1- 2	0- 0	0- 0	HOME	0- 2	0- 0	1- 0				
5- 0	0- 0	0- 0	AWAY	1- 0	0- 0	4- 0				
2- 2	0- 0	0- 0	NEUTRAL	2- 2	0- 0	0- 0				
0- 0	0- 0	0- 0	CONFERENCE	0- 0	0- 0	0- 0				
0- 0	0- 0	0- 0	HOME	0- 0	0- 0	0- 0				
0- 0	0- 0	0- 0	AWAY	0- 0	0- 0	0- 0				
0- 0	0- 0	0- 0	NEUTRAL	0- 0	0- 0	0- 0				

RPI 1-25			RPI 26-50			RPI 51-100			Team's RPI: 58	RPI 101+		
RPI	S	Opponent	Score	RPI	S	Opponent	Score	RPI	S	Opponent	Score	
						60 N	Arizona	57	55	155 A	Akron	82 64
						61 N	Ohio	57	69	162 A	Providence	50 41
						71 N	Mississippi St.	60	65	198 H	Harvard	74 65
						72 A	George Washington	64	60	287 A	N.C. A&T	60 36
						77 H	Arkansas St.	48	62	338 A	FIU	81 53
						88 H	Fla. Atlantic	55	62			
						95 N	Western Mich.	60	42			
LAST 12 Division I GAMES:												
						95 N	Western Mich.	60	42	71 N	Mississippi St.	60 65
						60 N	Arizona	57	55	162 A	Providence	50 41
						155 A	Akron	82	64	198 H	Harvard	74 65
						61 N	Ohio	57	69	72 A	George Washington	64 60
						88 H	Fla. Atlantic	55	62	77 H	Arkansas St.	48 62
						287 A	N.C. A&T	60	36	338 A	FIU	81 53

Non-Div I Games: St. Thomas (FL) 86 33

FGCU

■ Loss,
 ■ Non-Conf,
 ■ S Site,
 ■ Home
 ■ A Away
 N Neutral

Average RPI Win:	310	WON-LOST	WINNING	LAST 10	STRENGTH OF	OPP. STRENGTH	TEAM	ADJ.	CONF.	ADJ CONF.
Average RPI Loss:	180	RECORD	PCT. RANK	GAMES	SCHEDULE	OF SCHEDULE	RPI	RPI	RPI	RPI
DIV. I ONLY	2- 7	277	2- 7	305	245	338	338	11	11	
DIV. I NON-CONF.	2- 7	276	2- 7	304	247	340	340	11	11	
TOTALS	RPI 1-25	RPI 26-50	W-L RECORDS	RPI 51-100	RPI 101-150	RPI 150+				
2- 7	0- 0	0- 1	OVERALL	0- 2	0- 0	2- 4				
2- 3	0- 0	0- 0	HOME	0- 2	0- 0	2- 1				
0- 4	0- 0	0- 0	AWAY	0- 0	0- 0	0- 1				
0- 0	0- 0	0- 0	NEUTRAL	0- 0	0- 0	0- 0				
2- 7	0- 0	0- 1	NON-CONFERENCE	0- 2	0- 0	2- 4				
2- 3	0- 0	0- 0	HOME	0- 2	0- 0	2- 1				
0- 4	0- 0	0- 1	AWAY	0- 0	0- 0	0- 3				
0- 0	0- 0	0- 0	NEUTRAL	0- 0	0- 0	0- 0				
0- 0	0- 0	0- 0	CONFERENCE	0- 0	0- 0	0- 0				
0- 0	0- 0	0- 0	HOME	0- 0	0- 0	0- 0				
0- 0	0- 0	0- 0	AWAY	0- 0	0- 0	0- 0				
0- 0	0- 0	0- 0	NEUTRAL	0- 0	0- 0	0- 0				

RPI S	Opponent	Score	RPI S	Opponent	Score	RPI S	Opponent	Score	RPI S	Opponent	Score	Team's RPI: 338
33	A Miami (FL)	55 83	58	H FGCU	53 81	229	A Jacksonville	44 80	261	A UCF	72 89	
			86	H Marquette	83 95	266	H Wichita St.	62 76	283	H UMass Lowell	71 68	
						329	A Cleveland St.	57 64	337	H Florida A&M	81 65	
LAST 12 Division I GAMES:												
33	A Miami (FL)	55 83	229	A Jacksonville	44 80							
329	A Cleveland St.	57 64	283	H UMass Lowell	71 68							
337	H Florida A&M	81 65	266	H Wichita St.	62 76							
			86	H Marquette	83 95							
			58	H FGCU	53 81							
			261	A UCF	72 89							

Non-Div I Games:

FIU

Fairfield

Through Games Of Dec. 27, 2015

Average RPI Win:	306	WON-LOST	WINNING	LAST 10	STRENGTH OF	OPP. STRENGTH	TEAM	ADJ.	CONF.	ADJ CONF.
Average RPI Loss:	109	RECORD	PCT. RANK	GAMES	SCHEDULE	OF SCHEDULE	RPI	RPI	RPI	RPI
DIV. I ONLY	4- 6	204	4- 6	283	186	281	281	25	25	
DIV. I NON-CONF.	4- 4	156	4- 4	241	248	225	225	24	24	
TOTALS	RPI 1-25	RPI 26-50	W-L RECORDS	RPI 51-100	RPI 101-150	RPI 150+				
4- 6	0- 0	0- 2	OVERALL	0- 1	0- 1	4- 2				
3- 4	0- 0	0- 1	HOME	0- 1	0- 1	3- 1				
1- 2	0- 0	0- 1	AWAY	0- 0	0- 0	1- 1				
0- 0	0- 0	0- 0	NEUTRAL	0- 0	0- 0	0- 0				
4- 4	0- 0	0- 2	NON-CONFERENCE	0- 1	0- 0	4- 1				
3- 2	0- 0	0- 1	HOME	0- 1	0- 0	3- 0				
1- 2	0- 0	0- 1	AWAY	0- 0	0- 0	1- 1				
0- 0	0- 0	0- 0	NEUTRAL	0- 0	0- 0	0- 0				
0- 2	0- 0	0- 0	CONFERENCE	0- 0	0- 1	0- 1				
0- 2	0- 0	0- 0	HOME	0- 0	0- 1	0- 1				
0- 0	0- 0	0- 0	AWAY	0- 0	0- 0	0- 0				
0- 0	0- 0	0- 0	NEUTRAL	0- 0	0- 0	0- 0				

RPI 1-25				RPI 26-50				RPI 51-100				RPI 101+				Team's RPI: 281	
RPI	S	Opponent	Score	RPI	S	Opponent	Score	RPI	S	Opponent	Score	RPI	S	Opponent	Score		
				31	A	St. John's (NY)	54 73	67	H	Hofstra	53 67	109	H	Iona	46 56		
				38	H	Albany (NY)	50 62					193	A	Cornell	35 59		
												215	H	Marist	57 72		
												290	H	La Salle	62 59		
												291	A	Loyola Maryland	71 45		
												319	H	Sacred Heart	61 50		
												324	H	IPFW	74 62		
LAST 12 Division I GAMES:																	
				31	A	St. John's (NY)	54 73	109	H	Iona	46 56						
				324	H	IPFW	74 62	67	H	Hofstra	53 67						
				193	A	Cornell	35 59	319	H	Sacred Heart	61 50						
				38	H	Albany (NY)	50 62	291	A	Loyola Maryland	71 45						
				215	H	Marist	57 72	290	H	La Salle	62 59						

Non-Div I Games:

Fairfield

 Loss,
 Non-Conf,
 S Site,
 H Home
 A Away
N Neutral

Average RPI Win:	292	WON-LOST	WINNING	LAST 10	STRENGTH OF	OPP. STRENGTH	TEAM	ADJ.	CONF.	ADJ CONF.
Average RPI Loss:	159	RECORD	PCT. RANK	GAMES	SCHEDULE	OF SCHEDULE	RPI	RPI	RPI	RPI
DIV. I ONLY	3- 7	247	3- 7	279	182	301	301	32	32	
DIV. I NON-CONF.	3- 7	246	3- 7	280	186	304	304	32	32	
TOTALS	RPI 1-25	RPI 26-50	W-L RECORDS	RPI 51-100	RPI 101-150	RPI 150+				
3- 7	0- 0	0- 1	OVERALL	0- 0	0- 3	3- 3				
2- 2	0- 0	0- 0	HOME	0- 0	0- 0	2- 2				
0- 3	0- 0	0- 1	AWAY	0- 0	0- 1	0- 1				
1- 2	0- 0	0- 0	NEUTRAL	0- 0	0- 2	1- 0				
3- 7	0- 0	0- 1	NON-CONFERENCE	0- 0	0- 3	3- 3				
2- 2	0- 0	0- 0	HOME	0- 0	0- 0	2- 2				
0- 3	0- 0	0- 1	AWAY	0- 0	0- 1	0- 1				
1- 2	0- 0	0- 0	NEUTRAL	0- 0	0- 2	1- 0				
0- 0	0- 0	0- 0	CONFERENCE	0- 0	0- 0	0- 0				
0- 0	0- 0	0- 0	HOME	0- 0	0- 0	0- 0				
0- 0	0- 0	0- 0	AWAY	0- 0	0- 0	0- 0				
0- 0	0- 0	0- 0	NEUTRAL	0- 0	0- 0	0- 0				

RPI 1-25			RPI 26-50			RPI 51-100			RPI 101+			Team's RPI: 301
RPI	S	Opponent	Score	RPI	S	Opponent	Score	RPI	S	Opponent	Score	
				39	A	West Virginia	42 91					
								109	N	Iona	54 77	
								120	A	North Carolina	46 64	
								135	N	Yale	58 77	
								173	A	Bucknell	62 72	
								237	N	Grand Canyon	74 68	
								256	H	Manhattan	78 85	
								283	H	UMass Lowell	67 78	
								318	H	Monmouth	81 75	
								322	H	Saint Peter's	73 52	
LAST 12 Division I GAMES:												
283	H	UMass Lowell	67 78	318	H	Monmouth	81 75					
322	H	Saint Peter's	73 52	135	N	Yale	58 77					
39	A	West Virginia	42 91	120	A	North Carolina	46 64					
173	A	Bucknell	62 72	256	H	Manhattan	78 85					
237	N	Grand Canyon	74 68									
109	N	Iona	54 77									

Non-Div I Games:

Fairleigh Dickinson

Average RPI Win:	197	WON-LOST	WINNING	LAST 10	STRENGTH OF	OPP. STRENGTH	TEAM	ADJ.	CONF.	ADJ CONF.
Average RPI Loss:	85	RECORD	PCT. RANK	GAMES	SCHEDULE	OF SCHEDULE	RPI	RPI	RPI	RPI
DIV. I ONLY	5- 3	117	5- 3	72	166	88	88	11	11	
DIV. I NON-CONF.	5- 3	115	5- 3	78	168	87	87	11	11	
TOTALS	RPI 1-25	RPI 26-50	W-L RECORDS	RPI 51-100	RPI 101-150	RPI 150+				
5- 3	0- 1	0- 0	OVERALL	1- 1	0- 0	4- 1				
3- 1	0- 0	0- 0	HOME	0- 1	0- 0	3- 0				
1- 2	0- 1	0- 0	AWAY	1- 0	0- 0	0- 1				
1- 0	0- 0	0- 0	NEUTRAL	0- 0	0- 0	1- 0				
5- 3	0- 1	0- 0	NON-CONFERENCE	1- 1	0- 0	4- 1				
3- 1	0- 0	0- 0	HOME	0- 1	0- 0	3- 0				
1- 2	0- 1	0- 0	AWAY	1- 0	0- 0	0- 1				
1- 0	0- 0	0- 0	NEUTRAL	0- 0	0- 0	1- 0				
0- 0	0- 0	0- 0	CONFERENCE	0- 0	0- 0	0- 0				
0- 0	0- 0	0- 0	HOME	0- 0	0- 0	0- 0				
0- 0	0- 0	0- 0	AWAY	0- 0	0- 0	0- 0				
0- 0	0- 0	0- 0	NEUTRAL	0- 0	0- 0	0- 0				

RPI 1-25				RPI 26-50				RPI 51-100				Team's RPI: 88		RPI 101+			
RPI	S	Opponent	Score	RPI	S	Opponent	Score	RPI	S	Opponent	Score		RPI	S	Opponent	Score	
25	A	Kansas St.	53 102					58	A	FGCU	62 55		155	H	Akron	91 77	
								62	H	South Dakota	53 76		167	A	Montana	69 83	
													233	H	Milwaukee	71 67	
													244	N	Tennessee St.	69 64	
													294	H	Delaware St.	83 55	
LAST 12 Division I GAMES:																	
				62	H	South Dakota	53 76	244	N	Tennessee St.	69 64						
				294	H	Delaware St.	83 55	167	A	Montana	69 83						
				233	H	Milwaukee	71 67	25	A	Kansas St.	53 102						
				58	A	FGCU	62 55										
				155	H	Akron	91 77										

Non-Div I Games: Keiser 74 52

Fla. Atlantic

Average RPI Win:	159	WON-LOST	WINNING	LAST 10	STRENGTH OF	OPP. STRENGTH	TEAM	ADJ.	CONF.	ADJ CONF.
Average RPI Loss:	128	RECORD	PCT. RANK	GAMES	SCHEDULE	OF SCHEDULE	RPI	RPI	RPI	RPI
DIV. I ONLY	11- 1	11	10- 0	175	56	29	29	2	2	
DIV. I NON-CONF.	11- 1	11	11- 1	178	58	28	28	2	2	
TOTALS	RPI 1-25	RPI 26-50	W-L RECORDS	RPI 51-100	RPI 101-150	RPI 150+				
11- 1	0- 0	1- 0	OVERALL	3- 0	3- 1	4- 0				
7- 0	0- 0	1- 0	HOME	2- 0	1- 0	3- 0				
3- 1	0- 0	0- 0	AWAY	0- 0	2- 1	1- 0				
1- 0	0- 0	0- 0	NEUTRAL	1- 0	0- 0	0- 0				
11- 1	0- 0	1- 0	NON-CONFERENCE	3- 0	3- 1	4- 0				
7- 0	0- 0	1- 0	HOME	2- 0	1- 0	3- 0				
3- 1	0- 0	0- 0	AWAY	0- 0	2- 1	1- 0				
1- 0	0- 0	0- 0	NEUTRAL	1- 0	0- 0	0- 0				
0- 0	0- 0	0- 0	CONFERENCE	0- 0	0- 0	0- 0				
0- 0	0- 0	0- 0	HOME	0- 0	0- 0	0- 0				
0- 0	0- 0	0- 0	AWAY	0- 0	0- 0	0- 0				
0- 0	0- 0	0- 0	NEUTRAL	0- 0	0- 0	0- 0				

RPI 1-25				RPI 26-50				Team's RPI: 29				RPI 51-100				RPI 101+			
RPI	S	Opponent	Score	RPI	S	Opponent	Score	RPI	S	Opponent	Score	RPI	S	Opponent	Score	RPI	S	Opponent	Score
				28	H	Florida St.	82 72					75	H	North Carolina St.	79 72	127	A	Colorado	83 61
												77	H	Arkansas St.	76 72	128	A	Temple	91 97
												91	N	Ball St.	85 79	137	A	Wisconsin	91 75
																141	H	Robert Morris	79 52
																213	H	Savannah St.	99 34
																268	H	Saint Francis (PA)	122 65
																278	A	South Ala.	72 60
																311	H	Kennesaw St.	84 57
LAST 12 Division I GAMES:																			
				75	H	North Carolina St.	79 72					268	H	Saint Francis (PA)	122 65				
				91	N	Ball St.	85 79					141	H	Robert Morris	79 52				
				213	H	Savannah St.	99 34					137	A	Wisconsin	91 75				
				311	H	Kennesaw St.	84 57					77	H	Arkansas St.	76 72				
				28	H	Florida St.	82 72					278	A	South Ala.	72 60				
				128	A	Temple	91 97					127	A	Colorado	83 61				

Non-Div I Games:

Florida

■ Loss,
 ■ Non-Conf, S Site,
 ■ Home
 ■ Away
 N Neutral

Average RPI Win:	295	WON-LOST	WINNING	LAST 10	STRENGTH OF	OPP. STRENGTH	TEAM	ADJ.	CONF.	ADJ CONF.
Average RPI Loss:	228	RECORD	PCT. RANK	GAMES	SCHEDULE	OF SCHEDULE	RPI	RPI	RPI	RPI
DIV. I ONLY	3- 7	247	3- 6	338	255	337	337	30	30	
DIV. I NON-CONF.	3- 6	231	3- 6	335	238	324	324	30	30	
TOTALS	RPI 1-25	RPI 26-50	W-L RECORDS	RPI 51-100	RPI 101-150	RPI 150+				
3- 7	0- 1	0- 0	OVERALL	0- 0	0- 1	3- 5				
1- 2	0- 0	0- 0	HOME	0- 0	0- 0	1- 2				
0- 4	0- 1	0- 0	AWAY	0- 0	0- 1	0- 2				
2- 1	0- 0	0- 0	NEUTRAL	0- 0	0- 0	2- 1				
3- 6	0- 1	0- 0	NON-CONFERENCE	0- 0	0- 1	3- 4				
1- 1	0- 0	0- 0	HOME	0- 0	0- 0	1- 1				
0- 4	0- 1	0- 0	AWAY	0- 0	0- 1	0- 2				
2- 1	0- 0	0- 0	NEUTRAL	0- 0	0- 0	2- 1				
0- 1	0- 0	0- 0	CONFERENCE	0- 0	0- 0	0- 1				
0- 1	0- 0	0- 0	HOME	0- 0	0- 0	0- 1				
0- 0	0- 0	0- 0	AWAY	0- 0	0- 0	0- 0				
0- 0	0- 0	0- 0	NEUTRAL	0- 0	0- 0	0- 0				

RPI 1-25				RPI 26-50				RPI 51-100				RPI 101+ Team's RPI: 337			
RPI	S	Opponent	Score	RPI	S	Opponent	Score	RPI	S	Opponent	Score	RPI	S	Opponent	Score
2	A	Southern California	45 88									120	A	North Carolina	58 94
												228	N	UC Davis	61 58
												243	H	South Carolina St.	62 68
												261	A	UCF	55 93
												305	H	Southeastern La.	57 62
												311	H	Kennesaw St.	69 67
												330	N	Western Caro.	53 69
												338	A	FIU	65 81
												346	N	New Orleans	71 60
LAST 12 Division I GAMES:															
228	N	UC Davis	61 58	2	A	Southern California	45 88	243	H	South Carolina St.	62 68	305	H	Southeastern La.	57 62
261	A	UCF	55 93	330	N	Western Caro.	53 69	346	N	New Orleans	71 60	311	H	Kennesaw St.	69 67
120	A	North Carolina	58 94												
338	A	FIU	65 81												

Non-Div I Games: Clark Atlanta 98 88 Fla. Memorial 66 62

Florida A&M

■ Loss,
 ■ Non-Conf,
 ■ S Site,
 ■ Home
 ■ A Away
 N Neutral

Average RPI Win:	178	WON-LOST	WINNING	LAST 10	STRENGTH OF	OPP. STRENGTH	TEAM	ADJ.	CONF.	ADJ CONF.
Average RPI Loss:	16	RECORD	PCT. RANK	GAMES	SCHEDULE	OF SCHEDULE	RPI	RPI	RPI	RPI
DIV. I ONLY	9- 3	63	8- 2	48	66	28	28	4	4	
DIV. I NON-CONF.	9- 3	63	9- 3	55	67	27	27	4	4	
TOTALS	RPI 1-25	RPI 26-50	W-L RECORDS	RPI 51-100	RPI 101-150	RPI 150+				
9- 3	1- 2	1- 1	OVERALL	0- 0	1- 0	6- 0				
7- 0	1- 0	1- 0	HOME	0- 0	1- 0	4- 0				
1- 2	0- 1	0- 1	AWAY	0- 0	0- 0	1- 0				
1- 1	0- 1	0- 0	NEUTRAL	0- 0	0- 0	1- 0				
9- 3	1- 2	1- 1	NON-CONFERENCE	0- 0	1- 0	6- 0				
7- 0	1- 0	1- 0	HOME	0- 0	1- 0	4- 0				
1- 2	0- 1	0- 1	AWAY	0- 0	0- 0	1- 0				
1- 1	0- 1	0- 0	NEUTRAL	0- 0	0- 0	1- 0				
0- 0	0- 0	0- 0	CONFERENCE	0- 0	0- 0	0- 0				
0- 0	0- 0	0- 0	HOME	0- 0	0- 0	0- 0				
0- 0	0- 0	0- 0	AWAY	0- 0	0- 0	0- 0				
0- 0	0- 0	0- 0	NEUTRAL	0- 0	0- 0	0- 0				

RPI 1-25				RPI 26-50				Team's RPI: 28				RPI 51-100				RPI 101+			
RPI	S	Opponent	Score	RPI	S	Opponent	Score	RPI	S	Opponent	Score	RPI	S	Opponent	Score	RPI	S	Opponent	Score
1	N	UConn	49 73	29	A	Florida	72 82									128	H	Temple	75 47
18	H	Rutgers	65 43	48	H	Tulane	78 72									160	H	Mercer	79 36
19	A	Arizona St.	56 68													163	H	UAB	84 44
																210	N	Sam Houston St.	94 37
																262	H	North Florida	80 28
																300	H	Murray St.	101 59
																316	A	LIU Brooklyn	78 42
LAST 12 Division I GAMES:																			
19	A	Arizona St.	56 68	1	N	UConn	49 73												
300	H	Murray St.	101 59	128	H	Temple	75 47												
160	H	Mercer	79 36	18	H	Rutgers	65 43												
163	H	UAB	84 44	210	N	Sam Houston St.	94 37												
48	H	Tulane	78 72	316	A	LIU Brooklyn	78 42												
29	A	Florida	72 82	262	H	North Florida	80 28												

Non-Div I Games:

Florida St.

Average RPI Win:	296	WON-LOST	WINNING	LAST 10	STRENGTH OF	OPP. STRENGTH	TEAM	ADJ.	CONF.	ADJ CONF.
Average RPI Loss:	107	RECORD	PCT. RANK	GAMES	SCHEDULE	OF SCHEDULE	RPI	RPI	RPI	RPI
DIV. I ONLY	4- 7	223	4- 6	132	266	218	218	9	9	
DIV. I NON-CONF.	4- 7	219	4- 7	136	266	219	219	9	9	
TOTALS	RPI 1-25	RPI 26-50	W-L RECORDS	RPI 51-100	RPI 101-150	RPI 150+				
4- 7	0- 1	0- 2	OVERALL	0- 0	0- 2	4- 2				
3- 2	0- 0	0- 0	HOME	0- 0	0- 1	3- 1				
1- 3	0- 1	0- 0	AWAY	0- 0	0- 0	1- 0				
0- 2	0- 0	0- 1	NEUTRAL	0- 0	0- 1	0- 0				
4- 7	0- 1	0- 2	NON-CONFERENCE	0- 0	0- 2	4- 2				
3- 2	0- 0	0- 0	HOME	0- 0	0- 1	3- 1				
1- 3	0- 1	0- 1	AWAY	0- 0	0- 0	1- 1				
0- 2	0- 0	0- 1	NEUTRAL	0- 0	0- 1	0- 0				
0- 0	0- 0	0- 0	CONFERENCE	0- 0	0- 0	0- 0				
0- 0	0- 0	0- 0	HOME	0- 0	0- 0	0- 0				
0- 0	0- 0	0- 0	AWAY	0- 0	0- 0	0- 0				
0- 0	0- 0	0- 0	NEUTRAL	0- 0	0- 0	0- 0				

RPI 1-25				RPI 26-50				RPI 51-100				RPI 101+ Team's RPI: 218			
RPI	S	Opponent	Score	RPI	S	Opponent	Score	RPI	S	Opponent	Score	RPI	S	Opponent	Score
15	A	Seton Hall	54 66	40	A	Princeton	44 55					116	N	Texas Tech	48 62
				47	N	Syracuse	54 76					128	H	Temple	44 57
												169	A	Penn St.	59 75
												232	H	Delaware	48 55
												256	A	Manhattan	60 49
												288	H	Central Conn. St.	63 48
												294	H	Delaware St.	74 58
												344	H	Lafayette	61 49
LAST 12 Division I GAMES:															
288	H	Central Conn. St.	63 48	15	A	Seton Hall	54 66	294	H	Delaware St.	74 58				
40	A	Princeton	44 55					232	H	Delaware	48 55				
128	H	Temple	44 57					47	N	Syracuse	54 76				
256	A	Manhattan	60 49					116	N	Texas Tech	48 62				
169	A	Penn St.	59 75					344	H	Lafayette	61 49				

Non-Div I Games:

Fordham

■ Loss,
 ■ Non-Conf, S Site,
 ■ Home
 ■ Away
 N Neutral

Average RPI Win:	227	WON-LOST	WINNING	LAST 10	STRENGTH OF	OPP. STRENGTH	TEAM	ADJ.	CONF.	ADJ CONF.
Average RPI Loss:	81	RECORD	PCT. RANK	GAMES	SCHEDULE	OF SCHEDULE	RPI	RPI	RPI	RPI
DIV. I ONLY	2- 7	277	2- 6	37	85	188	188	17	17	
DIV. I NON-CONF.	2- 7	276	2- 7	42	84	189	189	17	17	
TOTALS	RPI 1-25	RPI 26-50	W-L RECORDS	RPI 51-100	RPI 101-150	RPI 150+				
2- 7	0- 0	0- 2	OVERALL	0- 3	0- 2	2- 0				
1- 3	0- 0	0- 1	HOME	0- 2	0- 0	1- 0				
0- 4	0- 0	0- 1	AWAY	0- 1	0- 2	0- 0				
1- 0	0- 0	0- 0	NEUTRAL	0- 0	0- 0	1- 0				
2- 7	0- 0	0- 2	NON-CONFERENCE	0- 3	0- 2	2- 0				
1- 3	0- 0	0- 1	HOME	0- 2	0- 0	1- 0				
0- 4	0- 0	0- 1	AWAY	0- 1	0- 2	0- 0				
1- 0	0- 0	0- 0	NEUTRAL	0- 0	0- 0	1- 0				
0- 0	0- 0	0- 0	CONFERENCE	0- 0	0- 0	0- 0				
0- 0	0- 0	0- 0	HOME	0- 0	0- 0	0- 0				
0- 0	0- 0	0- 0	AWAY	0- 0	0- 0	0- 0				
0- 0	0- 0	0- 0	NEUTRAL	0- 0	0- 0	0- 0				

RPI S	Opponent	Score	RPI S	Opponent	Score	RPI S	Opponent	Score	RPI S	Opponent	Score	Team's RPI: 188
34	H Washington	79 89	72	H George Washington	53 61	112	A Utah	63 78				
46	A St. Mary's (CA)	81 83	81	A UC Riverside	68 86	138	A Cal Poly	60 64				
			87	H San Diego	68 72	190	N Northeastern	69 55				
						264	H CSU Bakersfield	57 52				
LAST 12 Division I GAMES:												
112	A Utah	63 78	190	N Northeastern	69 55							
87	H San Diego	68 72	46	A St. Mary's (CA)	81 83							
138	A Cal Poly	60 64	72	H George Washington	53 61							
264	H CSU Bakersfield	57 52	34	H Washington	79 89							
			81	A UC Riverside	68 86							

Non-Div I Games: Fresno Pacific 78 33 Stanislaus St. 72 49

Fresno St.

Average RPI Win:	219	WON-LOST	WINNING	LAST 10	STRENGTH OF	OPP. STRENGTH	TEAM	ADJ.	CONF.	ADJ CONF.
Average RPI Loss:	121	RECORD	PCT. RANK	GAMES	SCHEDULE	OF SCHEDULE	RPI	RPI	RPI	RPI
DIV. I ONLY	5- 6	175	4- 5	125	225	165	165	15	15	
DIV. I NON-CONF.	5- 6	176	5- 6	126	226	165	165	15	15	
TOTALS	RPI 1-25	RPI 26-50	W-L RECORDS	RPI 51-100	RPI 101-150	RPI 150+				
5- 6	0- 1	0- 0	OVERALL	0- 2	0- 0	5- 3				
3- 2	0- 0	0- 0	HOME	0- 1	0- 0	3- 1				
2- 4	0- 0	0- 0	AWAY	0- 1	0- 0	2- 1				
0- 0	0- 0	0- 0	NEUTRAL	0- 0	0- 0	0- 0				
5- 6	0- 1	0- 0	NON-CONFERENCE	0- 2	0- 0	5- 3				
3- 2	0- 0	0- 0	HOME	0- 1	0- 0	3- 1				
2- 4	0- 1	0- 0	AWAY	0- 1	0- 0	2- 2				
0- 0	0- 0	0- 0	NEUTRAL	0- 0	0- 0	0- 0				
0- 0	0- 0	0- 0	CONFERENCE	0- 0	0- 0	0- 0				
0- 0	0- 0	0- 0	HOME	0- 0	0- 0	0- 0				
0- 0	0- 0	0- 0	AWAY	0- 0	0- 0	0- 0				
0- 0	0- 0	0- 0	NEUTRAL	0- 0	0- 0	0- 0				

RPI 1-25				RPI 26-50				RPI 51-100				RPI 101+ Team's RPI: 165			
RPI	S	Opponent	Score	RPI	S	Opponent	Score	RPI	S	Opponent	Score	RPI	S	Opponent	Score
11	A	Georgia	39 77					55	H	Elon	55 65	161	A	UNC Asheville	71 84
								70	A	VCU	45 67	189	H	Davidson	51 69
												191	A	Richmond	69 62
												205	H	Clemson	70 49
												221	A	USC Upstate	75 63
												235	H	Winthrop	71 52
												239	A	Appalachian St.	78 92
												243	H	South Carolina St.	59 46
LAST 12 Division I GAMES:															
161	A	UNC Asheville	71 84	239	A	Appalachian St.	78 92								
221	A	USC Upstate	75 63	235	H	Winthrop	71 52								
11	A	Georgia	39 77	205	H	Clemson	70 49								
55	H	Elon	55 65	243	H	South Carolina St.	59 46								
191	A	Richmond	69 62	189	H	Davidson	51 69								
70	A	VCU	45 67												

Non-Div I Games: Converse 89 52

Furman

■ Loss,
 ■ Non-Conf,
 ■ S Site,
 ■ H Home
 ■ A Away
 N Neutral

Ga. Southern

Through Games Of Dec. 27, 2015

Average RPI Win:	284	WON-LOST	WINNING	LAST 10	STRENGTH OF	OPP. STRENGTH	TEAM	ADJ.	CONF.	ADJ CONF.
Average RPI Loss:	179	RECORD	PCT. RANK	GAMES	SCHEDULE	OF SCHEDULE	RPI	RPI	RPI	RPI
DIV. I ONLY	3- 6	234	3- 6	300	274	299	299	19	19	
DIV. I NON-CONF.	3- 6	231	3- 6	298	275	302	302	19	19	
TOTALS	RPI 1-25	RPI 26-50	W-L RECORDS	RPI 51-100	RPI 101-150	RPI 150+				
3- 6	0- 1	0- 0	OVERALL	0- 0	0- 1	3- 4				
2- 2	0- 0	0- 0	HOME	0- 0	0- 1	2- 1				
1- 3	0- 1	0- 0	AWAY	0- 0	0- 0	1- 2				
0- 1	0- 0	0- 0	NEUTRAL	0- 0	0- 0	0- 1				
3- 6	0- 1	0- 0	NON-CONFERENCE	0- 0	0- 1	3- 4				
2- 2	0- 0	0- 0	HOME	0- 0	0- 1	2- 1				
1- 3	0- 1	0- 0	AWAY	0- 0	0- 0	1- 2				
0- 1	0- 0	0- 0	NEUTRAL	0- 0	0- 0	0- 1				
0- 0	0- 0	0- 0	CONFERENCE	0- 0	0- 0	0- 0				
0- 0	0- 0	0- 0	HOME	0- 0	0- 0	0- 0				
0- 0	0- 0	0- 0	AWAY	0- 0	0- 0	0- 0				
0- 0	0- 0	0- 0	NEUTRAL	0- 0	0- 0	0- 0				

RPI 1-25				RPI 26-50			RPI 51-100			RPI 101+			Team's RPI: 299
RPI	S	Opponent	Score	RPI	S	Opponent	Score	RPI	S	Opponent	Score		
11	A	Georgia	28 75							141	H	Robert Morris	49 64
										160	A	Mercer	50 62
										176	A	Stetson	57 79
										213	A	Savannah St.	64 48
										249	N	Bethune-Cookman	49 65
										317	H	Charleston So.	64 51
										321	H	Jacksonville St.	60 56
										335	H	Lipscomb	55 66
LAST 12 Division I GAMES:													
141	H	Robert Morris	49 64	249	N	Bethune-Cookman	49 65						
317	H	Charleston So.	64 51	176	A	Stetson	57 79						
321	H	Jacksonville St.	60 56	335	H	Lipscomb	55 66						
213	A	Savannah St.	64 48										
11	A	Georgia	28 75										
160	A	Mercer	50 62										

Non-Div I Games:

Ga. Southern

■ Loss,
 ■ Non-Conf,
 ■ S Site,
 ■ H Home
 ■ A Away
 N Neutral

Average RPI Win:	225	WON-LOST	WINNING	LAST 10	STRENGTH OF	OPP. STRENGTH	TEAM	ADJ.	CONF.	ADJ CONF.
Average RPI Loss:	133	RECORD	PCT. RANK	GAMES	SCHEDULE	OF SCHEDULE	RPI	RPI	RPI	RPI
DIV. I ONLY	5- 5	155	4- 5	263	77	222	222	27	27	
DIV. I NON-CONF.	4- 4	156	4- 4	188	140	195	195	26	26	
TOTALS	RPI 1-25	RPI 26-50	W-L RECORDS	RPI 51-100	RPI 101-150	RPI 150+				
5- 5	0- 0	0- 0	OVERALL	0- 2	2- 1	3- 2				
4- 1	0- 0	0- 0	HOME	0- 0	1- 1	3- 0				
1- 1	0- 0	0- 0	AWAY	0- 0	1- 0	0- 1				
0- 3	0- 0	0- 0	NEUTRAL	0- 2	0- 0	0- 1				
4- 4	0- 0	0- 0	NON-CONFERENCE	0- 2	1- 1	3- 1				
3- 1	0- 0	0- 0	HOME	0- 0	0- 1	3- 0				
1- 0	0- 0	0- 0	AWAY	0- 0	1- 0	0- 0				
0- 3	0- 0	0- 0	NEUTRAL	0- 2	0- 0	0- 1				
1- 1	0- 0	0- 0	CONFERENCE	0- 0	1- 0	0- 1				
1- 0	0- 0	0- 0	HOME	0- 0	1- 0	0- 0				
0- 1	0- 0	0- 0	AWAY	0- 0	0- 0	0- 1				
0- 0	0- 0	0- 0	NEUTRAL	0- 0	0- 0	0- 0				

RPI 1-25			RPI 26-50			RPI 51-100			RPI 101+			Team's RPI: 222
RPI	S	Opponent	Score	RPI	S	Opponent	Score	RPI	S	Opponent	Score	
						60 N Arizona	60 79	120 A North Carolina		66 65		
						95 N Western Mich.	44 71	126 H Pacific		77 84		
								150 H Liberty		61 57		
								151 N SMU		61 69		
								234 H UNCG		59 57		
								235 A Winthrop		62 81		
								308 H Wofford		64 61		
								311 H Kennesaw St.		70 56		
LAST 12 Division I GAMES:												
150	H	Liberty	61 57	60	N	Arizona	60 79					
126	H	Pacific	77 84	151	N	SMU	61 69					
234	H	UNCG	59 57	95	N	Western Mich.	44 71					
308	H	Wofford	64 61	311	H	Kennesaw St.	70 56					
120	A	North Carolina	66 65	235	A	Winthrop	62 81					

Non-Div I Games: Montreat 84 49

Gardner-Webb

Average RPI Win:	277	WON-LOST	WINNING	LAST 10	STRENGTH OF	OPP. STRENGTH	TEAM	ADJ.	CONF.	ADJ CONF.
Average RPI Loss:	114	RECORD	PCT. RANK	GAMES	SCHEDULE	OF SCHEDULE	RPI	RPI	RPI	RPI
DIV. I ONLY	5- 7	200	5- 5	169	283	209	209	9	9	
DIV. I NON-CONF.	5- 7	201	5- 7	173	281	211	211	9	9	
TOTALS	RPI 1-25	RPI 26-50	W-L RECORDS	RPI 51-100	RPI 101-150	RPI 150+				
5- 7	0- 0	0- 0	OVERALL	0- 3	0- 3	5- 1				
3- 1	0- 0	0- 0	HOME	0- 1	0- 0	3- 0				
0- 5	0- 0	0- 0	AWAY	0- 1	0- 3	0- 1				
2- 1	0- 0	0- 0	NEUTRAL	0- 1	0- 0	2- 0				
5- 7	0- 0	0- 0	NON-CONFERENCE	0- 3	0- 3	5- 1				
3- 1	0- 0	0- 0	HOME	0- 1	0- 0	3- 0				
0- 5	0- 0	0- 0	AWAY	0- 1	0- 3	0- 1				
2- 1	0- 0	0- 0	NEUTRAL	0- 1	0- 0	2- 0				
0- 0	0- 0	0- 0	CONFERENCE	0- 0	0- 0	0- 0				
0- 0	0- 0	0- 0	HOME	0- 0	0- 0	0- 0				
0- 0	0- 0	0- 0	AWAY	0- 0	0- 0	0- 0				
0- 0	0- 0	0- 0	NEUTRAL	0- 0	0- 0	0- 0				

RPI 1-25			RPI 26-50			RPI 51-100			RPI 101+			Team's RPI: 209
RPI	S	Opponent	Score	RPI	S	Opponent	Score	RPI	S	Opponent	Score	
						68 H Georgetown	57 63	101 A Auburn		59 88		
						74 A Virginia Tech	63 80	112 A Utah		62 74		
						84 N Western Ky.	58 84	133 A UNLV		59 67		
								226 A Radford		63 66		
								232 H Delaware		90 83		
								257 N Pepperdine		71 63		
								276 N Tulsa		64 63		
								285 H Towson		88 76		
								336 H Air Force		69 52		
LAST 12 Division I GAMES:												
101 A Auburn		59 88	336 H Air Force		69 52							
84 N Western Ky.		58 84	232 H Delaware		90 83							
112 A Utah		62 74	68 H Georgetown		57 63							
285 H Towson		88 76	276 N Tulsa		64 63							
74 A Virginia Tech		63 80	133 A UNLV		59 67							
226 A Radford		63 66	257 N Pepperdine		71 63							

Non-Div I Games:

George Mason

Average RPI Win:	151	WON-LOST	WINNING	LAST 10	STRENGTH OF	OPP. STRENGTH	TEAM	ADJ.	CONF.	ADJ CONF.
Average RPI Loss:	56	RECORD	PCT. RANK	GAMES	SCHEDULE	OF SCHEDULE	RPI	RPI	RPI	RPI
DIV. I ONLY	8- 3	71	7- 3	159	7	72	72	9	9	
DIV. I NON-CONF.	8- 3	72	8- 3	162	7	72	72	9	9	
TOTALS	RPI 1-25	RPI 26-50	W-L RECORDS	RPI 51-100	RPI 101-150	RPI 150+				
8- 3	0- 1	1- 0	OVERALL	0- 1	3- 1	4- 0				
4- 1	0- 0	0- 0	HOME	0- 1	2- 0	2- 0				
2- 1	0- 1	0- 0	AWAY	0- 0	1- 0	1- 0				
2- 1	0- 0	1- 0	NEUTRAL	0- 0	0- 1	1- 0				
8- 3	0- 1	1- 0	NON-CONFERENCE	0- 1	3- 1	4- 0				
4- 1	0- 0	0- 0	HOME	0- 1	2- 0	2- 0				
2- 1	0- 1	0- 0	AWAY	0- 0	1- 0	1- 0				
2- 1	0- 0	1- 0	NEUTRAL	0- 0	0- 1	1- 0				
0- 0	0- 0	0- 0	CONFERENCE	0- 0	0- 0	0- 0				
0- 0	0- 0	0- 0	HOME	0- 0	0- 0	0- 0				
0- 0	0- 0	0- 0	AWAY	0- 0	0- 0	0- 0				
0- 0	0- 0	0- 0	NEUTRAL	0- 0	0- 0	0- 0				

RPI 1-25				RPI 26-50				RPI 51-100 Team's RPI: 72				RPI 101+			
RPI	S	Opponent	Score	RPI	S	Opponent	Score	RPI	S	Opponent	Score	RPI	S	Opponent	Score
3	A	Stanford	63 84	27	N	Iowa	81 77	58	H	FGCU	60 64	103	H	Villanova	78 70
												106	N	Wright St.	71 77
												109	H	Iona	70 65
												144	A	Memphis	68 62
												188	A	Fresno St.	61 53
												195	H	American	78 48
												204	N	Houston	82 78
												238	H	Grambling	85 58
LAST 12 Division I GAMES:															
109	H	Iona	70 65	103	H	Villanova	78 70	144	A	Memphis	68 62	58	H	FGCU	60 64
188	A	Fresno St.	61 53	106	N	Wright St.	71 77	27	N	Iowa	81 77	204	N	Houston	82 78
3	A	Stanford	63 84												
195	H	American	78 48												
238	H	Grambling	85 58												

Non-Div I Games:

George Washington

Average RPI Win:	224	WON-LOST	WINNING	LAST 10	STRENGTH OF	OPP. STRENGTH	TEAM	ADJ.	CONF.	ADJ CONF.
Average RPI Loss:	105	RECORD	PCT. RANK	GAMES	SCHEDULE	OF SCHEDULE	RPI	RPI	RPI	RPI
DIV. I ONLY	7- 3	86	1- 0	117	280	68	68	6	6	
DIV. I NON-CONF.	7- 3	86	1- 0	118	280	68	68	6	6	
TOTALS	RPI 1-25	RPI 26-50	W-L RECORDS	RPI 51-100	RPI 101-150	RPI 150+				
7- 3	0- 0	0- 1	OVERALL	1- 0	0- 2	6- 0				
3- 0	0- 0	0- 0	HOME	1- 0	0- 0	2- 0				
2- 3	0- 0	0- 1	AWAY	0- 0	0- 2	2- 0				
2- 0	0- 0	0- 0	NEUTRAL	0- 0	0- 0	2- 0				
7- 3	0- 0	0- 1	NON-CONFERENCE	1- 0	0- 2	6- 0				
3- 0	0- 0	0- 0	HOME	1- 0	0- 0	2- 0				
2- 3	0- 0	0- 1	AWAY	0- 0	0- 2	2- 0				
2- 0	0- 0	0- 0	NEUTRAL	0- 0	0- 0	2- 0				
0- 0	0- 0	0- 0	CONFERENCE	0- 0	0- 0	0- 0				
0- 0	0- 0	0- 0	HOME	0- 0	0- 0	0- 0				
0- 0	0- 0	0- 0	AWAY	0- 0	0- 0	0- 0				
0- 0	0- 0	0- 0	NEUTRAL	0- 0	0- 0	0- 0				

RPI 1-25				RPI 26-50				RPI 51-100				Team's RPI: 68		RPI 101+			
RPI	S	Opponent	Score	RPI	S	Opponent	Score	RPI	S	Opponent	Score			RPI	S	Opponent	Score
				49	A	St. Bonaventure	54 69	74	H	Virginia Tech	73 56			122	A	Alabama	66 78
														144	A	Memphis	53 57
														184	N	Quinnipiac	80 68
														209	A	George Mason	63 57
														232	H	Delaware	61 50
														269	A	UMES	71 60
														285	H	Towson	82 46
														314	N	St. Francis Brooklyn	74 52
LAST 12 Division I GAMES:																	
				314	N	St. Francis Brooklyn	74 52	122	A	Alabama	66 78						
				285	H	Towson	82 46	232	H	Delaware	61 50						
				74	H	Virginia Tech	73 56	49	A	St. Bonaventure	54 69						
				269	A	UMES	71 60	209	A	George Mason	63 57						
								184	N	Quinnipiac	80 68						
								144	A	Memphis	53 57						

Non-Div I Games:

Georgetown

■ Loss,
 ■ Non-Conf, S Site,
 ■ Home
 ■ Away
 N Neutral

Average RPI Win:	165	WON-LOST	WINNING	LAST 10	STRENGTH OF	OPP. STRENGTH	TEAM	ADJ.	CONF.	ADJ CONF.
Average RPI Loss:	21	RECORD	PCT. RANK	GAMES	SCHEDULE	OF SCHEDULE	RPI	RPI	RPI	RPI
DIV. I ONLY	11- 1	11	1- 0	51	115	11	11	2	2	
DIV. I NON-CONF.	11- 1	11	1- 0	57	114	11	11	2	2	
TOTALS	RPI 1-25	RPI 26-50	W-L RECORDS	RPI 51-100	RPI 101-150	RPI 150+				
11- 1	2- 1	0- 0	OVERALL	0- 0	2- 0	7- 0				
8- 0	1- 0	0- 0	HOME	0- 0	1- 0	6- 0				
2- 1	0- 1	0- 0	AWAY	0- 0	1- 0	1- 0				
1- 0	1- 0	0- 0	NEUTRAL	0- 0	0- 0	0- 0				
11- 1	2- 1	0- 0	NON-CONFERENCE	0- 0	2- 0	7- 0				
8- 0	1- 0	0- 0	HOME	0- 0	1- 0	6- 0				
2- 1	0- 1	0- 0	AWAY	0- 0	1- 0	1- 0				
1- 0	1- 0	0- 0	NEUTRAL	0- 0	0- 0	0- 0				
0- 0	0- 0	0- 0	CONFERENCE	0- 0	0- 0	0- 0				
0- 0	0- 0	0- 0	HOME	0- 0	0- 0	0- 0				
0- 0	0- 0	0- 0	AWAY	0- 0	0- 0	0- 0				
0- 0	0- 0	0- 0	NEUTRAL	0- 0	0- 0	0- 0				

RPI 1-25				Team's RPI: 11				RPI 26-50				RPI 51-100				RPI 101+			
RPI	S	Opponent	Score	RPI	S	Opponent	Score	RPI	S	Opponent	Score	RPI	S	Opponent	Score	RPI	S	Opponent	Score
12	N	BYU	66 58													106	A	Wright St.	63 57
15	H	Seton Hall	70 52													113	H	Georgia Tech	78 66
21	A	Michigan St.	45 66													160	H	Mercer	57 44
																165	H	Furman	77 39
																176	H	Stetson	76 55
																179	H	Cincinnati	60 42
																279	A	CSUN	83 58
																299	H	Ga. Southern	75 28
																311	H	Kennesaw St.	89 34
LAST 12 Division I GAMES:																			
279	A	CSUN	83 58	15	H	Seton Hall	70 52												
179	H	Cincinnati	60 42	311	H	Kennesaw St.	89 34												
106	A	Wright St.	63 57	160	H	Mercer	57 44												
165	H	Furman	77 39	12	N	BYU	66 58												
21	A	Michigan St.	45 66	299	H	Ga. Southern	75 28												
176	H	Stetson	76 55	113	H	Georgia Tech	78 66												

Non-Div I Games:

Georgia

Average RPI Win:	259	WON-LOST	WINNING	LAST 10	STRENGTH OF	OPP. STRENGTH	TEAM	ADJ.	CONF.	ADJ CONF.
Average RPI Loss:	160	RECORD	PCT. RANK	GAMES	SCHEDULE	OF SCHEDULE	RPI	RPI	RPI	RPI
DIV. I ONLY	5- 4	140	5- 4	271	252	207	207	19	19	
DIV. I NON-CONF.	5- 4	142	5- 4	273	254	209	209	19	19	
TOTALS	RPI 1-25	RPI 26-50	W-L RECORDS	RPI 51-100	RPI 101-150	RPI 150+				
5- 4	0- 0	0- 0	OVERALL	0- 1	0- 1	5- 2				
2- 2	0- 0	0- 0	HOME	0- 1	0- 0	2- 1				
2- 2	0- 0	0- 0	AWAY	0- 0	0- 1	2- 1				
1- 0	0- 0	0- 0	NEUTRAL	0- 0	0- 0	1- 0				
5- 4	0- 0	0- 0	NON-CONFERENCE	0- 1	0- 1	5- 2				
2- 2	0- 0	0- 0	HOME	0- 1	0- 0	2- 1				
2- 2	0- 0	0- 0	AWAY	0- 0	0- 1	2- 1				
1- 0	0- 0	0- 0	NEUTRAL	0- 0	0- 0	1- 0				
0- 0	0- 0	0- 0	CONFERENCE	0- 0	0- 0	0- 0				
0- 0	0- 0	0- 0	HOME	0- 0	0- 0	0- 0				
0- 0	0- 0	0- 0	AWAY	0- 0	0- 0	0- 0				
0- 0	0- 0	0- 0	NEUTRAL	0- 0	0- 0	0- 0				

RPI 1-25			RPI 26-50			RPI 51-100			RPI 101+			Team's RPI: 207
RPI	S	Opponent	Score	RPI	S	Opponent	Score	RPI	S	Opponent	Score	
						53 H Charlotte	71 83	122 A Alabama		56 72		
								176 A Stetson		80 72		
								219 H Morehead St.		90 99		
								246 A Tennessee Tech		65 72		
								249 N Bethune-Cookman		68 61		
								262 H North Florida		76 63		
								296 H Howard		65 58		
								311 A Kennesaw St.		66 62		
LAST 12 Division I GAMES:												
176	A	Stetson	80 72	296	H	Howard	65 58					
249	N	Bethune-Cookman	68 61	122	A	Alabama	56 72					
262	H	North Florida	76 63	219	H	Morehead St.	90 99					
53	H	Charlotte	71 83	246	A	Tennessee Tech	65 72					
				311	A	Kennesaw St.	66 62					

Non-Div I Games:

Georgia St.

Average RPI Win:	227	WON-LOST	WINNING	LAST 10	STRENGTH OF	OPP. STRENGTH	TEAM	ADJ.	CONF.	ADJ CONF.
Average RPI Loss:	74	RECORD	PCT. RANK	GAMES	SCHEDULE	OF SCHEDULE	RPI	RPI	RPI	RPI
DIV. I ONLY	10- 3	60	7- 3	228	212	113	113	4	4	
DIV. I NON-CONF.	10- 3	61	9- 3	234	214	113	113	4	4	
TOTALS	RPI 1-25	RPI 26-50	W-L RECORDS	RPI 51-100	RPI 101-150	RPI 150+				
10- 3	0- 1	0- 0	OVERALL	0- 1	2- 1	8- 0				
8- 0	0- 0	0- 0	HOME	0- 0	1- 0	7- 0				
1- 2	0- 1	0- 0	AWAY	0- 1	1- 0	0- 0				
1- 1	0- 0	0- 0	NEUTRAL	0- 0	0- 1	1- 0				
10- 3	0- 1	0- 0	NON-CONFERENCE	0- 1	2- 1	8- 0				
8- 0	0- 0	0- 0	HOME	0- 0	1- 0	7- 0				
1- 2	0- 1	0- 0	AWAY	0- 1	1- 0	0- 0				
1- 1	0- 0	0- 0	NEUTRAL	0- 0	0- 1	1- 0				
0- 0	0- 0	0- 0	CONFERENCE	0- 0	0- 0	0- 0				
0- 0	0- 0	0- 0	HOME	0- 0	0- 0	0- 0				
0- 0	0- 0	0- 0	AWAY	0- 0	0- 0	0- 0				
0- 0	0- 0	0- 0	NEUTRAL	0- 0	0- 0	0- 0				

RPI 1-25				RPI 26-50				RPI 51-100				RPI 101+ Team's RPI: 113			
RPI	S	Opponent	Score	RPI	S	Opponent	Score	RPI	S	Opponent	Score	RPI	S	Opponent	Score
11	A	Georgia	66 78					89	A	Indiana	60 69	118	A	IUPUI	60 50
												122	H	Alabama	70 58
												123	N	UNI	58 61
												153	H	Loyola Chicago	84 77
												168	H	Samford	66 55
												221	H	USC Upstate	87 46
												250	N	High Point	81 61
												275	H	Prairie View	96 48
												305	H	Southeastern La.	102 49
												314	H	St. Francis Brooklyn	89 51
												347	H	Alabama St.	80 54
LAST 12 Division I GAMES:															
122	H	Alabama	70 58	118	A	IUPUI	60 50								
275	H	Prairie View	96 48	123	N	UNI	58 61								
168	H	Samford	66 55	347	H	Alabama St.	80 54								
221	H	USC Upstate	87 46	11	A	Georgia	66 78								
89	A	Indiana	60 69	305	H	Southeastern La.	102 49								
250	N	High Point	81 61	314	H	St. Francis Brooklyn	89 51								

Non-Div I Games:

Georgia Tech

■ Loss,
 ■ Non-Conf, S Site,
 ■ Home
 ■ Away
 N Neutral

Gonzaga

Through Games Of Dec. 27, 2015

Average RPI Win:	201	WON-LOST	WINNING	LAST 10	STRENGTH OF	OPP. STRENGTH	TEAM	ADJ.	CONF.	ADJ CONF.
Average RPI Loss:	42	RECORD	PCT. RANK	GAMES	SCHEDULE	OF SCHEDULE	RPI	RPI	RPI	RPI
DIV. I ONLY	10- 4	83	7- 3	54	149	51	51	8	8	
DIV. I NON-CONF.	8- 4	97	7- 3	36	86	54	54	8	8	
TOTALS	RPI 1-25	RPI 26-50	W-L RECORDS	RPI 51-100	RPI 101-150	RPI 150+				
10- 4	1- 2	1- 1	OVERALL	0- 0	1- 1	7- 0				
6- 2	0- 2	1- 0	HOME	0- 0	1- 0	4- 0				
4- 1	1- 0	0- 1	AWAY	0- 0	0- 0	3- 0				
0- 1	0- 0	0- 0	NEUTRAL	0- 0	0- 1	0- 0				
8- 4	1- 2	1- 1	NON-CONFERENCE	0- 0	1- 1	5- 0				
6- 2	0- 2	1- 0	HOME	0- 0	1- 0	4- 0				
2- 1	1- 0	0- 1	AWAY	0- 0	0- 0	1- 0				
0- 1	0- 0	0- 0	NEUTRAL	0- 0	0- 1	0- 0				
2- 0	0- 0	0- 0	CONFERENCE	0- 0	0- 0	2- 0				
0- 0	0- 0	0- 0	HOME	0- 0	0- 0	0- 0				
2- 0	0- 0	0- 0	AWAY	0- 0	0- 0	2- 0				
0- 0	0- 0	0- 0	NEUTRAL	0- 0	0- 0	0- 0				

RPI 1-25				RPI 26-50				RPI 51-100				RPI 101+			
RPI	S	Opponent	Score	RPI	S	Opponent	Score	RPI	S	Opponent	Score	RPI	S	Opponent	Score
2	H	Southern California	56 60	39	H	West Virginia	62 57					120	N	North Carolina	62 67
3	H	Stanford	48 65	42	A	Washington St.	48 55					124	H	Wyoming	61 57
14	A	Dayton	57 47									206	H	Montana St.	65 52
												227	H	Eastern Wash.	78 56
												237	H	Grand Canyon	70 44
												257	A	Pepperdine	74 57
												280	A	Colgate	80 50
												292	A	Loyola Marymount	66 59
												336	H	Air Force	88 35
LAST 12 Division I GAMES:															
257	A	Pepperdine	74 57	292	A	Loyola Marymount	66 59								
280	A	Colgate	80 50	120	N	North Carolina	62 67								
14	A	Dayton	57 47	2	H	Southern California	56 60								
42	A	Washington St.	48 55	237	H	Grand Canyon	70 44								
206	H	Montana St.	65 52	39	H	West Virginia	62 57								
124	H	Wyoming	61 57	227	H	Eastern Wash.	78 56								

Non-Div I Games:

Gonzaga

■ Loss,
■ Non-Conf, S Site,
■ Home
■ Away
N Neutral

Average RPI Win:	0	WON-LOST	WINNING	LAST 10	STRENGTH OF	OPP. STRENGTH	TEAM	ADJ.	CONF.	ADJ CONF.
Average RPI Loss:	126	RECORD	PCT. RANK	GAMES	SCHEDULE	OF SCHEDULE	RPI	RPI	RPI	RPI
DIV. I ONLY	0- 8	338	0- 8	13	316	238	238	31	31	
DIV. I NON-CONF.	0- 8	335	0- 8	14	319	239	239	31	31	
TOTALS	RPI 1-25	RPI 26-50	W-L RECORDS	RPI 51-100	RPI 101-150	RPI 150+				
0- 8	0- 1	0- 0	OVERALL	0- 2	0- 2	0- 3				
0- 0	0- 0	0- 0	HOME	0- 0	0- 0	0- 0				
0- 8	0- 0	0- 0	AWAY	0- 0	0- 1	0- 2				
0- 0	0- 0	0- 0	NEUTRAL	0- 0	0- 0	0- 0				
0- 8	0- 1	0- 0	NON-CONFERENCE	0- 2	0- 2	0- 3				
0- 0	0- 0	0- 0	HOME	0- 0	0- 0	0- 0				
0- 8	0- 1	0- 0	AWAY	0- 2	0- 2	0- 3				
0- 0	0- 0	0- 0	NEUTRAL	0- 0	0- 0	0- 0				
0- 0	0- 0	0- 0	CONFERENCE	0- 0	0- 0	0- 0				
0- 0	0- 0	0- 0	HOME	0- 0	0- 0	0- 0				
0- 0	0- 0	0- 0	AWAY	0- 0	0- 0	0- 0				
0- 0	0- 0	0- 0	NEUTRAL	0- 0	0- 0	0- 0				

RPI 1-25				RPI 26-50				RPI 51-100				RPI 101+ Team's RPI: 238			
RPI	S	Opponent	Score	RPI	S	Opponent	Score	RPI	S	Opponent	Score	RPI	S	Opponent	Score
9	A	Baylor	42 96					71	A	Mississippi St.	43 107	116	A	Texas Tech	55 70
								72	A	George Washington	58 85	122	A	Alabama	57 72
												170	A	Northwestern St.	62 71
												175	A	William & Mary	55 74
												276	A	Tulsa	51 79
LAST 12 Division I GAMES:															
				116	A	Texas Tech	55 70	122	A	Alabama	57 72				
				170	A	Northwestern St.	62 71	72	A	George Washington	58 85				
				9	A	Baylor	42 96								
				276	A	Tulsa	51 79								
				71	A	Mississippi St.	43 107								
				175	A	William & Mary	55 74								

Non-Div I Games: Southern-N.O. 73 61 LSU-Alexandria 106 50

Grambling

Loss, Non-Conf, S Site, Home A Away N Neutral

Grand Canyon

Through Games Of Dec. 27, 2015

Average RPI Win:	276	WON-LOST	WINNING	LAST 10	STRENGTH OF	OPP. STRENGTH	TEAM	ADJ.	CONF.	ADJ CONF.
Average RPI Loss:	119	RECORD	PCT. RANK	GAMES	SCHEDULE	OF SCHEDULE	RPI	RPI	RPI	RPI
DIV. I ONLY	5- 7	200	4- 6	266	168	237	237	23	23	
DIV. I NON-CONF.	5- 7	201	5- 6	268	171	238	238	23	23	
TOTALS	RPI 1-25	RPI 26-50	W-L RECORDS	RPI 51-100	RPI 101-150	RPI 150+				
5- 7	0- 2	0- 1	OVERALL	0- 1	0- 1	5- 2				
2- 2	0- 0	0- 0	HOME	0- 0	0- 1	2- 1				
3- 1	0- 0	0- 0	AWAY	0- 0	0- 0	3- 0				
0- 4	0- 2	0- 1	NEUTRAL	0- 0	0- 0	0- 1				
5- 7	0- 2	0- 1	NON-CONFERENCE	0- 1	0- 1	5- 2				
2- 2	0- 0	0- 0	HOME	0- 0	0- 1	2- 1				
3- 1	0- 0	0- 0	AWAY	0- 1	0- 0	3- 0				
0- 4	0- 2	0- 1	NEUTRAL	0- 0	0- 0	0- 1				
0- 0	0- 0	0- 0	CONFERENCE	0- 0	0- 0	0- 0				
0- 0	0- 0	0- 0	HOME	0- 0	0- 0	0- 0				
0- 0	0- 0	0- 0	AWAY	0- 0	0- 0	0- 0				
0- 0	0- 0	0- 0	NEUTRAL	0- 0	0- 0	0- 0				

RPI 1-25				RPI 26-50				RPI 51-100				RPI 101+ Team's RPI: 237			
RPI	S	Opponent	Score	RPI	S	Opponent	Score	RPI	S	Opponent	Score	RPI	S	Opponent	Score
2	N	Southern California	44 75	39	N	West Virginia	50 68	51	A	Gonzaga	44 70	149	H	Hawaii	41 74
16	N	Abilene Christian	71 75									178	H	Northern Colo.	69 59
												201	H	Oral Roberts	66 64
												278	H	South Ala.	56 59
												301	N	Fairleigh Dickinson	68 74
												332	A	UC Irvine	58 53
												333	A	North Dakota St.	76 67
												336	A	Air Force	73 39
LAST 12 Division I GAMES:															
16	N	Abilene Christian	71 75	178	H	Northern Colo.	69 59								
301	N	Fairleigh Dickinson	68 74	278	H	South Ala.	56 59								
39	N	West Virginia	50 68	332	A	UC Irvine	58 53								
51	A	Gonzaga	44 70	333	A	North Dakota St.	76 67								
2	N	Southern California	44 75	336	A	Air Force	73 39								
201	H	Oral Roberts	66 64	149	H	Hawaii	41 74								

Non-Div I Games: Western St. 77 40

Grand Canyon

■ Loss,
 ■ Non-Conf, S Site,
 ■ Home
 ■ Away
 N Neutral

Average RPI Win:	96	WON-LOST	WINNING	LAST 10	STRENGTH OF	OPP. STRENGTH	TEAM	ADJ.	CONF.	ADJ CONF.
Average RPI Loss:	55	RECORD	PCT. RANK	GAMES	SCHEDULE	OF SCHEDULE	RPI	RPI	RPI	RPI
DIV. I ONLY	9- 2	36	8- 2	23	18	10	10	14	14	
DIV. I NON-CONF.	9- 2	36	9- 2	26	19	10	10	14	14	
TOTALS	RPI 1-25	RPI 26-50	W-L RECORDS	RPI 51-100	RPI 101-150	RPI 150+				
9- 2	0- 1	2- 0	OVERALL	4- 1	2- 0	1- 0				
5- 0	0- 0	1- 0	HOME	3- 0	0- 0	1- 0				
3- 0	0- 0	0- 0	AWAY	1- 0	2- 0	0- 0				
1- 2	0- 1	1- 0	NEUTRAL	0- 1	0- 0	0- 0				
9- 2	0- 1	2- 0	NON-CONFERENCE	4- 1	2- 0	1- 0				
5- 0	0- 0	1- 0	HOME	3- 0	0- 0	1- 0				
3- 0	0- 0	0- 0	AWAY	1- 0	2- 0	0- 0				
1- 2	0- 1	1- 0	NEUTRAL	0- 1	0- 0	0- 0				
0- 0	0- 0	0- 0	CONFERENCE	0- 0	0- 0	0- 0				
0- 0	0- 0	0- 0	HOME	0- 0	0- 0	0- 0				
0- 0	0- 0	0- 0	AWAY	0- 0	0- 0	0- 0				
0- 0	0- 0	0- 0	NEUTRAL	0- 0	0- 0	0- 0				

RPI 1-25				Team's RPI: 10		RPI 26-50				RPI 51-100				RPI 101+			
RPI	S	Opponent	Score	RPI	S	Opponent	Score	RPI	S	Opponent	Score	RPI	S	Opponent	Score		
18	N	Rutgers	43 54	48	N	Tulane	79 58	65	A	Drake	86 61	137	A	Wisconsin	72 58		
				50	H	South Dakota St.	58 57	85	H	Belmont	66 62	148	A	Butler	55 46		
								86	H	Marquette	75 55	153	H	Loyola Chicago	65 51		
								92	N	Virginia	59 68						
								96	H	Vanderbilt	58 56						
LAST 12 Division I GAMES:																	
65	A	Drake	86 61	85	H	Belmont	66 62										
18	N	Rutgers	43 54	50	H	South Dakota St.	58 57										
48	N	Tulane	79 58	153	H	Loyola Chicago	65 51										
92	N	Virginia	59 68	137	A	Wisconsin	72 58										
96	H	Vanderbilt	58 56	148	A	Butler	55 46										
86	H	Marquette	75 55														

Non-Div I Games:

Green Bay

Average RPI Win:	273	WON-LOST	WINNING	LAST 10	STRENGTH OF	OPP. STRENGTH	TEAM	ADJ.	CONF.	ADJ CONF.
Average RPI Loss:	94	RECORD	PCT. RANK	GAMES	SCHEDULE	OF SCHEDULE	RPI	RPI	RPI	RPI
DIV. I ONLY	1- 9	325	1- 9	7	281	164	164	30	30	
DIV. I NON-CONF.	0- 9	335	0- 9	1	298	179	179	30	30	
TOTALS	RPI 1-25	RPI 26-50	W-L RECORDS	RPI 51-100	RPI 101-150	RPI 150+				
1- 9	0- 3	0- 1	OVERALL	0- 0	0- 3	1- 2				
0- 3	0- 0	0- 0	HOME	0- 0	0- 1	0- 2				
1- 6	0- 3	0- 1	AWAY	0- 0	0- 2	1- 0				
0- 0	0- 0	0- 0	NEUTRAL	0- 0	0- 0	0- 0				
0- 9	0- 3	0- 1	NON-CONFERENCE	0- 0	0- 3	0- 2				
0- 3	0- 0	0- 0	HOME	0- 0	0- 1	0- 2				
0- 6	0- 3	0- 1	AWAY	0- 0	0- 2	0- 0				
0- 0	0- 0	0- 0	NEUTRAL	0- 0	0- 0	0- 0				
1- 0	0- 0	0- 0	CONFERENCE	0- 0	0- 0	1- 0				
0- 0	0- 0	0- 0	HOME	0- 0	0- 0	0- 0				
1- 0	0- 0	0- 0	AWAY	0- 0	0- 0	1- 0				
0- 0	0- 0	0- 0	NEUTRAL	0- 0	0- 0	0- 0				

RPI 1-25				RPI 26-50				RPI 51-100				RPI 101+ Team's RPI: 164			
RPI	S	Opponent	Score	RPI	S	Opponent	Score	RPI	S	Opponent	Score	RPI	S	Opponent	Score
8	A	South Carolina	48 86	42	A	Washington St.	61 68					110	A	Oregon	51 86
20	A	UTEP	54 78									119	H	James Madison	56 68
22	A	Texas	52 79									140	A	Iowa St.	59 95
LAST 12 Division I GAMES:															
20	A	UTEP	54 78	230	H	Lehigh	56 63					8	A	South Carolina	48 86
110	A	Oregon	51 86									273	A	Morgan St.	65 51
42	A	Washington St.	61 68									158	H	Drexel	36 57
140	A	Iowa St.	59 95									119	H	James Madison	56 68
												22	A	Texas	52 79

Non-Div I Games:

Hampton

■ Loss,
 ■ Non-Conf,
 ■ S Site,
 ■ H Home
 ■ A Away
 N Neutral

Average RPI Win: 286		WON-LOST	WINNING	LAST 10	STRENGTH OF	OPP. STRENGTH	TEAM	ADJ.	CONF.	ADJ CONF.
Average RPI Loss: 147		RECORD	PCT. RANK	GAMES	SCHEDULE	OF SCHEDULE	RPI	RPI	RPI	RPI
DIV. I ONLY		4- 7	223	3- 7	236	218	248	248	20	20
DIV. I NON-CONF.		4- 7	219	4- 7	242	221	252	252	20	20
TOTALS	RPI 1-25		RPI 26-50		W-L RECORDS	RPI 51-100	RPI 101-150		RPI 150+	
4- 7	0- 1		0- 1		OVERALL	0- 1	0- 0		4- 4	
3- 2	0- 1		0- 0		HOME	0- 0	0- 0		3- 1	
1- 5	0- 0		0- 1		AWAY	0- 1	0- 0		1- 3	
0- 0	0- 0		0- 0		NEUTRAL	0- 0	0- 0		0- 0	
4- 7	0- 1		0- 1		NON-CONFERENCE	0- 1	0- 0		4- 4	
3- 2	0- 1		0- 0		HOME	0- 0	0- 0		3- 1	
1- 5	0- 0		0- 1		AWAY	0- 1	0- 0		1- 3	
0- 0	0- 0		0- 0		NEUTRAL	0- 0	0- 0		0- 0	
0- 0	0- 0		0- 0		CONFERENCE	0- 0	0- 0		0- 0	
0- 0	0- 0		0- 0		HOME	0- 0	0- 0		0- 0	
0- 0	0- 0		0- 0		AWAY	0- 0	0- 0		0- 0	
0- 0	0- 0		0- 0		NEUTRAL	0- 0	0- 0		0- 0	

RPI 1-25			
RPI	S	Opponent	Score
19	H	Arizona St.	29 60
RPI 26-50			
RPI	S	Opponent	Score
45	A	Boston College	28 62
RPI 51-100			
RPI	S	Opponent	Score
83	A	Michigan	47 83
RPI 101+			
RPI	S	Opponent	Score
162	A	Providence	50 69
184	A	Quinnipiac	69 71
193	H	Cornell	53 50
208	A	Massachusetts	57 63
288	H	Central Conn. St.	49 41
319	A	Sacred Heart	68 67
331	H	Dartmouth	36 43
344	H	Lafayette	55 50
Team's RPI: 248			
LAST 12 Division I GAMES:			
208	A	Massachusetts	57 63
19	H	Arizona St.	29 60
184	A	Quinnipiac	69 71
319	A	Sacred Heart	68 67
193	H	Cornell	53 50
331	H	Dartmouth	36 43
45	A	Boston College	28 62
288	H	Central Conn. St.	49 41
83	A	Michigan	47 83
162	A	Providence	50 69
344	H	Lafayette	55 50

Non-Div I Games:

Hartford

■ Loss, ■ Non-Conf, S Site, H Home A Away N Neutral

Average RPI Win:	229	WON-LOST	WINNING	LAST 10	STRENGTH OF	OPP. STRENGTH	TEAM	ADJ.	CONF.	ADJ CONF.
Average RPI Loss:	86	RECORD	PCT. RANK	GAMES	SCHEDULE	OF SCHEDULE	RPI	RPI	RPI	RPI
DIV. I ONLY	4- 5	191	4- 5	219	49	198	198	12	12	
DIV. I NON-CONF.	4- 5	191	4- 5	225	51	198	198	12	12	
TOTALS	RPI 1-25	RPI 26-50	W-L RECORDS	RPI 51-100	RPI 101-150	RPI 150+				
4- 5	0- 1	0- 0	OVERALL	1- 3	0- 0	3- 1				
2- 2	0- 0	0- 0	HOME	0- 2	0- 0	2- 0				
1- 3	0- 1	0- 0	AWAY	0- 1	0- 0	1- 1				
1- 0	0- 0	0- 0	NEUTRAL	1- 0	0- 0	0- 0				
4- 5	0- 1	0- 0	NON-CONFERENCE	1- 3	0- 0	3- 1				
2- 2	0- 0	0- 0	HOME	0- 2	0- 0	2- 0				
1- 3	0- 1	0- 0	AWAY	0- 1	0- 0	1- 1				
1- 0	0- 0	0- 0	NEUTRAL	1- 0	0- 0	0- 0				
0- 0	0- 0	0- 0	CONFERENCE	0- 0	0- 0	0- 0				
0- 0	0- 0	0- 0	HOME	0- 0	0- 0	0- 0				
0- 0	0- 0	0- 0	AWAY	0- 0	0- 0	0- 0				
0- 0	0- 0	0- 0	NEUTRAL	0- 0	0- 0	0- 0				

RPI 1-25				RPI 26-50				RPI 51-100				RPI 101+				Team's RPI: 198
RPI	S	Opponent	Score	RPI	S	Opponent	Score	RPI	S	Opponent	Score	RPI	S	Opponent	Score	
13	A	South Fla.	59 86					58	A	FGCU	65 74	181	A	Rhode Island	52 56	
								79	N	Toledo	76 70	208	H	Massachusetts	67 65	
								80	H	Eastern Mich.	81 85	284	A	Rice	67 61	
								98	H	Maine	53 64	345	H	Boston U.	73 55	
LAST 12 Division I GAMES:																
				80	H	Eastern Mich.	81 85	284	A	Rice	67 61					
				58	A	FGCU	65 74	345	H	Boston U.	73 55					
				13	A	South Fla.	59 86	79	N	Toledo	76 70					
								181	A	Rhode Island	52 56					
								208	H	Massachusetts	67 65					
								98	H	Maine	53 64					

Non-Div I Games:

Harvard

Loss,
Non-Conf, S Site,
H Home
A Away
N Neutral

Average RPI Win:	283	WON-LOST	WINNING	LAST 10	STRENGTH OF	OPP. STRENGTH	TEAM	ADJ.	CONF.	ADJ CONF.
Average RPI Loss:	119	RECORD	PCT. RANK	GAMES	SCHEDULE	OF SCHEDULE	RPI	RPI	RPI	RPI
DIV. I ONLY	2- 8	290	2- 8	77	264	250	250	27	27	
DIV. I NON-CONF.	0- 8	335	0- 8	21	272	241	241	26	26	
TOTALS	RPI 1-25	RPI 26-50	W-L RECORDS	RPI 51-100	RPI 101-150	RPI 150+				
2- 8	0- 0	0- 0	OVERALL	0- 4	0- 1	2- 3				
2- 2	0- 0	0- 0	HOME	0- 1	0- 0	2- 1				
0- 4	0- 0	0- 0	AWAY	0- 3	0- 0	0- 1				
0- 2	0- 0	0- 0	NEUTRAL	0- 0	0- 1	0- 1				
0- 8	0- 0	0- 0	NON-CONFERENCE	0- 4	0- 1	0- 3				
0- 2	0- 0	0- 0	HOME	0- 1	0- 0	0- 1				
0- 4	0- 0	0- 0	AWAY	0- 3	0- 0	0- 1				
0- 2	0- 0	0- 0	NEUTRAL	0- 0	0- 1	0- 1				
2- 0	0- 0	0- 0	CONFERENCE	0- 0	0- 0	2- 0				
2- 0	0- 0	0- 0	HOME	0- 0	0- 0	2- 0				
0- 0	0- 0	0- 0	AWAY	0- 0	0- 0	0- 0				
0- 0	0- 0	0- 0	NEUTRAL	0- 0	0- 0	0- 0				

RPI 1-25				RPI 26-50				RPI 51-100				RPI 101+				Team's RPI: 250	
RPI	S	Opponent	Score	RPI	S	Opponent	Score	RPI	S	Opponent	Score	RPI	S	Opponent	Score		
								55	A	Elon	69	80	113	N	Georgia Tech	61	81
								56	A	Maryland	50	105	163	N	UAB	46	56
								70	H	VCU	39	69	189	H	Davidson	60	62
								75	A	North Carolina St.	48	89	226	H	Radford	71	66
													234	A	UNCG	72	82
													340	H	Longwood	79	68
LAST 12 Division I GAMES:																	
				70	H	VCU	39	69	55	A	Elon	69	80				
				226	H	Radford	71	66	234	A	UNCG	72	82				
				340	H	Longwood	79	68	56	A	Maryland	50	105				
				113	N	Georgia Tech	61	81	75	A	North Carolina St.	48	89				
				163	N	UAB	46	56									
				189	H	Davidson	60	62									

Non-Div I Games: Greensboro 82 49

High Point

■ Loss,
 ■ Non-Conf,
 ■ S Site,
 ■ Home
 ■ A Away
 N Neutral

H
o
f
f
s
t
r
aH
o
f
s
t
r
a

Hofstra

Holy Cross

Through Games Of Dec. 27, 2015

Average RPI Win:	274	WON-LOST	WINNING	LAST 10	STRENGTH OF	OPP. STRENGTH	TEAM	ADJ.	CONF.	ADJ CONF.
Average RPI Loss:	189	RECORD	PCT. RANK	GAMES	SCHEDULE	OF SCHEDULE	RPI	RPI	RPI	RPI
DIV. I ONLY	3- 8	263	3- 7	239	300	303	303	29	29	
DIV. I NON-CONF.	3- 8	262	3- 8	244	300	306	306	29	29	
TOTALS	RPI 1-25	RPI 26-50	W-L RECORDS	RPI 51-100	RPI 101-150	RPI 150+				
3- 8	0- 0	0- 1	OVERALL	0- 0	0- 1	3- 6				
3- 2	0- 0	0- 0	HOME	0- 0	0- 0	3- 2				
0- 6	0- 0	0- 1	AWAY	0- 0	0- 1	0- 4				
0- 0	0- 0	0- 0	NEUTRAL	0- 0	0- 0	0- 0				
3- 8	0- 0	0- 1	NON-CONFERENCE	0- 0	0- 1	3- 6				
3- 2	0- 0	0- 0	HOME	0- 0	0- 0	3- 2				
0- 6	0- 0	0- 1	AWAY	0- 0	0- 1	0- 4				
0- 0	0- 0	0- 0	NEUTRAL	0- 0	0- 0	0- 0				
0- 0	0- 0	0- 0	CONFERENCE	0- 0	0- 0	0- 0				
0- 0	0- 0	0- 0	HOME	0- 0	0- 0	0- 0				
0- 0	0- 0	0- 0	AWAY	0- 0	0- 0	0- 0				
0- 0	0- 0	0- 0	NEUTRAL	0- 0	0- 0	0- 0				

RPI S	Opponent	Score	RPI S	Opponent	Score	RPI S	Opponent	Score	RPI S	Opponent	Score	Team's RPI: 303
			45	A Boston College	51 60				135	A Yale	59 69	
									154	A Pittsburgh	50 56	
									169	A Penn St.	82 86	
									184	A Quinnipiac	61 74	
									208	H Massachusetts	60 74	
									251	H Bryant	65 64	
									256	H Manhattan	58 44	
									283	A UMass Lowell	67 75	
									315	H Vermont	77 63	
									331	H Dartmouth	54 60	
LAST 12 Division I GAMES:												
251	H Bryant	65 64	331	H Dartmouth	54 60							
135	A Yale	59 69	256	H Manhattan	58 44							
184	A Quinnipiac	61 74	283	A UMass Lowell	67 75							
45	A Boston College	51 60	154	A Pittsburgh	50 56							
208	H Massachusetts	60 74	315	H Vermont	77 63							
169	A Penn St.	82 86										

Non-Div I Games:

Holy Cross

■ Loss,
 ■ Non-Conf, S Site,
 ■ Home
 ■ Away
 N Neutral

Average RPI Win: 277	WON-LOST	WINNING	LAST 10	STRENGTH OF	OPP. STRENGTH	TEAM	ADJ.	CONF.	ADJ CONF.
Average RPI Loss: 103	RECORD	PCT. RANK	GAMES	SCHEDULE	OF SCHEDULE	RPI	RPI	RPI	RPI
DIV. I ONLY	4- 7	223	4- 6	156	195	204	204	7	7
DIV. I NON-CONF.	4- 7	219	4- 7	159	196	205	205	7	7
TOTALS	RPI 1-25	RPI 26-50	W-L RECORDS	RPI 51-100	RPI 101-150	RPI 150+			
4- 7	0- 0	0- 1	OVERALL	0- 2	0- 2	4- 2			
1- 3	0- 0	0- 0	HOME	0- 1	0- 1	1- 1			
3- 1	0- 0	0- 0	AWAY	0- 0	0- 0	3- 1			
0- 3	0- 0	0- 1	NEUTRAL	0- 1	0- 1	0- 0			
4- 7	0- 0	0- 1	NON-CONFERENCE	0- 2	0- 2	4- 2			
1- 3	0- 0	0- 0	HOME	0- 1	0- 1	1- 1			
3- 1	0- 0	0- 0	AWAY	0- 0	0- 0	3- 1			
0- 3	0- 0	0- 1	NEUTRAL	0- 1	0- 1	0- 0			
0- 0	0- 0	0- 0	CONFERENCE	0- 0	0- 0	0- 0			
0- 0	0- 0	0- 0	HOME	0- 0	0- 0	0- 0			
0- 0	0- 0	0- 0	AWAY	0- 0	0- 0	0- 0			
0- 0	0- 0	0- 0	NEUTRAL	0- 0	0- 0	0- 0			

RPI 1-25				RPI 26-50				RPI 51-100				RPI 101+				Team's RPI: 204	
RPI	S	Opponent	Score	RPI	S	Opponent	Score	RPI	S	Opponent	Score	RPI	S	Opponent	Score		
				27	N	Iowa	50 64	57	H	Long Beach St.	41 47	106	N	Wright St.	61 75		
								72	N	George Washington	78 82	133	H	UNLV	60 63		
												157	A	Col. of Charleston	48 55		
												172	H	UTRGV	45 55		
												180	H	La.-Lafayette	52 51		
												284	A	Rice	62 59		
												302	A	Incarnate Word	67 51		
												343	A	A&M-Corpus Christi	76 73		
LAST 12 Division I GAMES:																	
				106	N	Wright St.	61 75	172	H	UTRGV	45 55						
				72	N	George Washington	78 82	343	A	A&M-Corpus Christi	76 73						
				180	H	La.-Lafayette	52 51	133	H	UNLV	60 63						
				57	H	Long Beach St.	41 47	302	A	Incarnate Word	67 51						
				157	A	Col. of Charleston	48 55	284	A	Rice	62 59						
								27	N	Iowa	50 64						

Non-Div I Games:

Houston

■ Loss,
 ■ Non-Conf, S Site,
 ■ Home
 ■ Away
 N Neutral

Houston Baptist

Through Games Of Dec. 27, 2015

Average RPI Win:	317	WON-LOST	WINNING	LAST 10	STRENGTH OF	OPP. STRENGTH	TEAM	ADJ.	CONF.	ADJ CONF.
Average RPI Loss:	118	RECORD	PCT. RANK	GAMES	SCHEDULE	OF SCHEDULE	RPI	RPI	RPI	RPI
DIV. I ONLY	2- 5	256	2- 5	222	180	242	242	26	26	
DIV. I NON-CONF.	2- 5	253	2- 5	228	184	246	246	27	27	
TOTALS	RPI 1-25	RPI 26-50	W-L RECORDS	RPI 51-100	RPI 101-150	RPI 150+				
2- 5	0- 1	0- 0	OVERALL	0- 0	0- 3	2- 1				
0- 2	0- 0	0- 0	HOME	0- 0	0- 2	0- 0				
1- 3	0- 1	0- 0	AWAY	0- 0	0- 1	1- 1				
1- 0	0- 0	0- 0	NEUTRAL	0- 0	0- 0	1- 0				
2- 5	0- 1	0- 0	NON-CONFERENCE	0- 0	0- 3	2- 1				
0- 2	0- 0	0- 0	HOME	0- 0	0- 2	0- 0				
1- 3	0- 1	0- 0	AWAY	0- 0	0- 1	1- 1				
1- 0	0- 0	0- 0	NEUTRAL	0- 0	0- 0	1- 0				
0- 0	0- 0	0- 0	CONFERENCE	0- 0	0- 0	0- 0				
0- 0	0- 0	0- 0	HOME	0- 0	0- 0	0- 0				
0- 0	0- 0	0- 0	AWAY	0- 0	0- 0	0- 0				
0- 0	0- 0	0- 0	NEUTRAL	0- 0	0- 0	0- 0				

RPI 1-25				RPI 26-50				RPI 51-100				RPI 101+ Team's RPI: 242			
RPI	S	Opponent	Score	RPI	S	Opponent	Score	RPI	S	Opponent	Score	RPI	S	Opponent	Score
20	A	UTEP	63 98									105	H	Texas-Arlington	40 64
												114	A	New Mexico	57 65
												129	H	Texas St.	66 71
												224	A	UTSA	50 79
												313	N	Omaha	64 51
												320	A	Texas Southern	77 65
LAST 12 Division I GAMES:															
105	H	Texas-Arlington	40 64	129	H	Texas St.	66 71	320	A	Texas Southern	77 65	224	A	UTSA	50 79
								313	N	Omaha	64 51	20	A	UTEP	63 98
								114	A	New Mexico	57 65				

Non-Div I Games: Trinity (TX) 60 46 Paul Quinn 95 42

Houston Baptist





Loss, Non-Conf, S Site, H Home A Away N Neutral

Average RPI Win: 322	WON-LOST	WINNING	LAST 10	STRENGTH OF	OPP. STRENGTH	TEAM	ADJ.	CONF.	ADJ CONF.
Average RPI Loss: 182	RECORD	PCT. RANK	GAMES	SCHEDULE	OF SCHEDULE	RPI	RPI	RPI	RPI
DIV. I ONLY	2- 11	313	2- 8	221	324	296	296	30	30
DIV. I NON-CONF.	1- 10	332	1- 9	148	302	288	288	30	30
TOTALS	RPI 1-25	RPI 26-50	W-L RECORDS	RPI 51-100	RPI 101-150	RPI 150+			
2- 11	0- 0	0- 1	OVERALL	0- 2	0- 0	2- 8			
0- 3	0- 0	0- 0	HOME	0- 0	0- 0	0- 3			
2- 7	0- 0	0- 1	AWAY	0- 2	0- 0	2- 4			
0- 1	0- 0	0- 0	NEUTRAL	0- 0	0- 0	0- 1			
1- 10	0- 0	0- 1	NON-CONFERENCE	0- 2	0- 0	1- 7			
0- 3	0- 0	0- 0	HOME	0- 0	0- 0	0- 3			
1- 6	0- 0	0- 1	AWAY	0- 2	0- 0	1- 3			
0- 1	0- 0	0- 0	NEUTRAL	0- 0	0- 0	0- 1			
1- 1	0- 0	0- 0	CONFERENCE	0- 0	0- 0	1- 1			
0- 0	0- 0	0- 0	HOME	0- 0	0- 0	0- 0			
1- 1	0- 0	0- 0	AWAY	0- 0	0- 0	1- 1			
0- 0	0- 0	0- 0	NEUTRAL	0- 0	0- 0	0- 0			

RPI 1-25			RPI 26-50			RPI 51-100			RPI 101+			Team's RPI: 296			
RPI	S	Opponent	Score	RPI	S	Opponent	Score	RPI	S	Opponent	Score	RPI	S	Opponent	Score
				32	A	Duquesne	62 86	60	A	Arizona	28 65	160	N	Mercer	53 70
								76	A	Northwestern	49 89	166	A	Ill.-Chicago	48 75
												196	H	Old Dominion	64 83
												207	A	Georgia St.	58 65
												211	A	Xavier	47 70
												287	A	N.C. A&T	70 88
												290	H	La Salle	68 71
												295	A	Mt. St. Mary's	62 49
												316	H	LIU Brooklyn	72 89
												349	A	N.C. Central	68 61
LAST 12 Division I GAMES:															
				211	A	Xavier	47 70	160	N	Mercer	53 70				
				196	H	Old Dominion	64 83	207	A	Georgia St.	58 65				
				295	A	Mt. St. Mary's	62 49	32	A	Duquesne	62 86				
				349	A	N.C. Central	68 61	316	H	LIU Brooklyn	72 89				
				287	A	N.C. A&T	70 88	60	A	Arizona	28 65				
				290	H	La Salle	68 71	76	A	Northwestern	49 89				

Non-Div I Games:

Howard

 Loss,
  Non-Conf,
 S Site,
  Home
  Away
 N Neutral

Average RPI Win:	316	WON-LOST	WINNING	LAST 10	STRENGTH OF	OPP. STRENGTH	TEAM	ADJ.	CONF.	ADJ CONF.
Average RPI Loss:	169	RECORD	PCT. RANK	GAMES	SCHEDULE	OF SCHEDULE	RPI	RPI	RPI	RPI
DIV. I ONLY	2- 8	290	2- 8	264	261	324	324	22	22	
DIV. I NON-CONF.	2- 8	287	2- 8	266	264	328	328	22	22	
TOTALS	RPI 1-25	RPI 26-50	W-L RECORDS	RPI 51-100	RPI 101-150	RPI 150+				
2- 8	0- 0	0- 0	OVERALL	0- 3	0- 1	2- 4				
2- 3	0- 0	0- 0	HOME	0- 2	0- 0	2- 1				
0- 5	0- 0	0- 0	AWAY	0- 1	0- 1	0- 3				
0- 0	0- 0	0- 0	NEUTRAL	0- 0	0- 0	0- 0				
2- 8	0- 0	0- 0	NON-CONFERENCE	0- 3	0- 1	2- 4				
2- 3	0- 0	0- 0	HOME	0- 2	0- 0	2- 1				
0- 5	0- 0	0- 0	AWAY	0- 1	0- 1	0- 3				
0- 0	0- 0	0- 0	NEUTRAL	0- 0	0- 0	0- 0				
0- 0	0- 0	0- 0	CONFERENCE	0- 0	0- 0	0- 0				
0- 0	0- 0	0- 0	HOME	0- 0	0- 0	0- 0				
0- 0	0- 0	0- 0	AWAY	0- 0	0- 0	0- 0				
0- 0	0- 0	0- 0	NEUTRAL	0- 0	0- 0	0- 0				

RPI 1-25				RPI 26-50				RPI 51-100				RPI 101+				Team's RPI: 324	
RPI	S	Opponent	Score	RPI	S	Opponent	Score	RPI	S	Opponent	Score	RPI	S	Opponent	Score		
								61	A	Ohio	52	79	145	A	Northern Ky.	64	77
								89	H	Indiana	72	79	217	A	Detroit	63	64
								95	H	Western Mich.	48	70	221	H	USC Upstate	81	84
													245	A	Oakland	74	81
													281	A	Fairfield	62	74
													304	H	Chicago St.	62	51
													328	H	Kent St.	86	68
LAST 12 Division I GAMES:																	
				245	A	Oakland	74	81	95	H	Western Mich.	48	70				
				281	A	Fairfield	62	74	89	H	Indiana	72	79				
				304	H	Chicago St.	62	51	221	H	USC Upstate	81	84				
				217	A	Detroit	63	64	328	H	Kent St.	86	68				
				145	A	Northern Ky.	64	77									
				61	A	Ohio	52	79									

Non-Div I Games: Trine 82 62 Grace (IN) 91 39

IPFW

Loss, Non-Conf, S Site, H Home A Away N Neutral

I

U

P

U

I

Through Games Of Dec. 27, 2015											
IUPUI		WON-LOST	WINNING	LAST 10	STRENGTH OF	OPP. STRENGTH	TEAM	ADJ.	CONF.	ADJ CONF.	
Average RPI Win: 159		RECORD	PCT. RANK	GAMES	SCHEDULE	OF SCHEDULE	RPI	RPI	RPI	RPI	
Average RPI Loss: 173											
DIV. I ONLY		6- 4	121	5- 3	163	167	118	118	22	22	
DIV. I NON-CONF.		6- 4	123	6- 4	167	169	120	120	22	22	

TOTALS		RPI 1-25	RPI 26-50		W-L RECORDS		RPI 51-100	RPI 101-150	RPI 150+		
6- 4		0- 0	0- 0		OVERALL		3- 1	0- 1	3- 2		
3- 1		0- 0	0- 0		HOME		2- 0	0- 1	1- 0		
2- 3		0- 0	0- 0		AWAY		1- 1	0- 0	1- 2		
1- 0		0- 0	0- 0		NEUTRAL		0- 0	0- 0	1- 0		
6- 4		0- 0	0- 0		NON-CONFERENCE		3- 1	0- 1	3- 2		
3- 1		0- 0	0- 0		HOME		2- 0	0- 1	1- 0		
2- 3		0- 0	0- 0		AWAY		1- 1	0- 0	1- 2		
1- 0		0- 0	0- 0		NEUTRAL		0- 0	0- 0	1- 0		
0- 0		0- 0	0- 0		CONFERENCE		0- 0	0- 0	0- 0		
0- 0		0- 0	0- 0		HOME		0- 0	0- 0	0- 0		
0- 0		0- 0	0- 0		AWAY		0- 0	0- 0	0- 0		
0- 0		0- 0	0- 0		NEUTRAL		0- 0	0- 0	0- 0		

RPI 1-25		RPI 26-50		RPI 51-100		RPI 101+		Team's RPI: 118			
RPI S	Opponent	Score	RPI S	Opponent	Score	RPI S	Opponent	Score			
						64 A	Louisville	61 70	113 H	Georgia Tech	50 60
						70 H	VCU	70 69	174 A	North Texas	67 68
						85 H	Belmont	62 59	199 A	SIUE	85 67
						86 A	Marquette	60 55	253 N	Stephen F. Austin	62 55
									260 H	Indiana St.	68 43
									342 A	Eastern Ill.	71 77

LAST 12 Division I GAMES:											
			64 A	Louisville	61 70		113 H	Georgia Tech	50 60		
			199 A	SIUE	85 67		85 H	Belmont	62 59		
			174 A	North Texas	67 68		86 A	Marquette	60 55		
			253 N	Stephen F. Austin	62 55		342 A	Eastern Ill.	71 77		
			260 H	Indiana St.	68 43						
			70 H	VCU	70 69						

Non-Div I Games: Oakland City 104 30 Ind.-Southeast 99 50											
IUPUI											

I

U

P

U

I

Loss, Non-Conf,S Site,H Home A Away N Neutral

Page 116

Idaho

Through Games Of Dec. 27, 2015

Average RPI Win:	191	WON-LOST	WINNING	LAST 10	STRENGTH OF	OPP. STRENGTH	TEAM	ADJ.	CONF.	ADJ CONF.
Average RPI Loss:	53	RECORD	PCT. RANK	GAMES	SCHEDULE	OF SCHEDULE	RPI	RPI	RPI	RPI
DIV. I ONLY	6- 4	121	5- 4	70	111	99	99	16	16	
DIV. I NON-CONF.	6- 4	123	6- 4	75	107	98	98	16	16	
TOTALS	RPI 1-25	RPI 26-50	W-L RECORDS	RPI 51-100	RPI 101-150	RPI 150+				
6- 4	0- 2	0- 0	OVERALL	0- 1	3- 1	3- 0				
4- 1	0- 1	0- 0	HOME	0- 0	1- 0	3- 0				
0- 2	0- 0	0- 0	AWAY	0- 1	0- 1	0- 0				
2- 1	0- 1	0- 0	NEUTRAL	0- 0	2- 0	0- 0				
6- 4	0- 2	0- 0	NON-CONFERENCE	0- 1	3- 1	3- 0				
4- 1	0- 1	0- 0	HOME	0- 0	1- 0	3- 0				
0- 2	0- 0	0- 0	AWAY	0- 1	0- 1	0- 0				
2- 1	0- 1	0- 0	NEUTRAL	0- 0	2- 0	0- 0				
0- 0	0- 0	0- 0	CONFERENCE	0- 0	0- 0	0- 0				
0- 0	0- 0	0- 0	HOME	0- 0	0- 0	0- 0				
0- 0	0- 0	0- 0	AWAY	0- 0	0- 0	0- 0				
0- 0	0- 0	0- 0	NEUTRAL	0- 0	0- 0	0- 0				

RPI 1-25				RPI 26-50				RPI 51-100 Team's RPI: 99				RPI 101+			
RPI	S	Opponent	Score	RPI	S	Opponent	Score	RPI	S	Opponent	Score	RPI	S	Opponent	Score
7	N	Duke	68 74					73	A	Oregon St.	44 69	116	A	Texas Tech	62 78
16	H	Abilene Christian	59 71									124	H	Wyoming	61 57
												129	N	Texas St.	75 55
												140	N	Iowa St.	97 65
												203	H	Seattle	64 60
												272	H	UC Santa Barbara	64 42
												279	H	CSUN	106 50
LAST 12 Division I GAMES:															
140	N	Iowa St.	97 65	16	H	Abilene Christian	59 71								
129	N	Texas St.	75 55	73	A	Oregon St.	44 69								
7	N	Duke	68 74	116	A	Texas Tech	62 78								
203	H	Seattle	64 60	124	H	Wyoming	61 57								
279	H	CSUN	106 50												
272	H	UC Santa Barbara	64 42												

Non-Div I Games: Northwest Chrst. 71 48

Idaho

Loss,
Non-Conf, S Site,
H Home
A Away
N Neutral

Average RPI Win:	188	WON-LOST	WINNING	LAST 10	STRENGTH OF	OPP. STRENGTH	TEAM	ADJ.	CONF.	ADJ CONF.
Average RPI Loss:	58	RECORD	PCT. RANK	GAMES	SCHEDULE	OF SCHEDULE	RPI	RPI	RPI	RPI
DIV. I ONLY	4- 4	155	0- 1	17	188	44	44	16	16	
DIV. I NON-CONF.	4- 4	156	0- 1	18	190	42	42	16	16	
TOTALS	RPI 1-25	RPI 26-50	W-L RECORDS	RPI 51-100	RPI 101-150	RPI 150+				
4- 4	0- 2	0- 0	OVERALL	0- 1	0- 1	4- 0				
2- 0	0- 0	0- 0	HOME	0- 0	0- 0	2- 0				
1- 4	0- 2	0- 0	AWAY	0- 1	0- 1	1- 0				
1- 0	0- 0	0- 0	NEUTRAL	0- 0	0- 0	1- 0				
4- 4	0- 2	0- 0	NON-CONFERENCE	0- 1	0- 1	4- 0				
2- 0	0- 0	0- 0	HOME	0- 0	0- 0	2- 0				
1- 4	0- 2	0- 0	AWAY	0- 1	0- 1	1- 0				
1- 0	0- 0	0- 0	NEUTRAL	0- 0	0- 0	1- 0				
0- 0	0- 0	0- 0	CONFERENCE	0- 0	0- 0	0- 0				
0- 0	0- 0	0- 0	HOME	0- 0	0- 0	0- 0				
0- 0	0- 0	0- 0	AWAY	0- 0	0- 0	0- 0				
0- 0	0- 0	0- 0	NEUTRAL	0- 0	0- 0	0- 0				

RPI 1-25				RPI 26-50		Team's RPI: 44		RPI 51-100				RPI 101+			
RPI	S	Opponent	Score	RPI	S	Opponent	Score	RPI	S	Opponent	Score	RPI	S	Opponent	Score
20	A	UTEP	54 67					76	A	Northwestern	36 72	116	A	Texas Tech	64 79
21	A	Michigan St.	60 79									152	A	Boise St.	80 77
												186	N	Southeast Mo. St.	65 64
												203	H	Seattle	83 67
												212	H	Utah St.	81 67
LAST 12 Division I GAMES:															
21	A	Michigan St.	60 79	20	A	UTEP	54 67	152	A	Boise St.	80 77	212	H	Utah St.	81 67
76	A	Northwestern	36 72					203	H	Seattle	83 67	186	N	Southeast Mo. St.	65 64
								116	A	Texas Tech	64 79				

Non-Div I Games: Colo. Christian 82 56 Montana Tech 82 55

Idaho St.

Ill.-Chicago

Il
l
l
. -
C
h
i
c
a
g
o

Il
l
l
. -
C
h
i
c
a
g
o

Ill.-Chicago

Average RPI Win:	159	WON-LOST	WINNING	LAST 10	STRENGTH OF	OPP. STRENGTH	TEAM	ADJ.	CONF.	ADJ CONF.
Average RPI Loss:	80	RECORD	PCT. RANK	GAMES	SCHEDULE	OF SCHEDULE	RPI	RPI	RPI	RPI
DIV. I ONLY	7- 3	86	7- 3	44	157	66	66	3	3	
DIV. I NON-CONF.	7- 3	86	7- 3	49	159	66	66	3	3	
TOTALS	RPI 1-25	RPI 26-50	W-L RECORDS	RPI 51-100	RPI 101-150	RPI 150+				
7- 3	0- 0	0- 1	OVERALL	2- 1	2- 1	3- 0				
7- 1	0- 0	0- 0	HOME	2- 1	2- 0	3- 0				
0- 2	0- 0	0- 1	AWAY	0- 0	0- 1	0- 0				
0- 0	0- 0	0- 0	NEUTRAL	0- 0	0- 0	0- 0				
7- 3	0- 0	0- 1	NON-CONFERENCE	2- 1	2- 1	3- 0				
7- 1	0- 0	0- 0	HOME	2- 1	2- 0	3- 0				
0- 2	0- 0	0- 1	AWAY	0- 0	0- 1	0- 0				
0- 0	0- 0	0- 0	NEUTRAL	0- 0	0- 0	0- 0				
0- 0	0- 0	0- 0	CONFERENCE	0- 0	0- 0	0- 0				
0- 0	0- 0	0- 0	HOME	0- 0	0- 0	0- 0				
0- 0	0- 0	0- 0	AWAY	0- 0	0- 0	0- 0				
0- 0	0- 0	0- 0	NEUTRAL	0- 0	0- 0	0- 0				

RPI S	Opponent	Score	RPI S	Opponent	Score	RPI S	Opponent	Score	RPI S	Opponent	Score
			33 A	Miami (FL)	64 73	54 H	UT Martin	94 74	102 H	Central Mich.	74 69
						61 H	Ohio	62 53	121 H	Southern Ill.	78 64
						62 H	South Dakota	76 85	144 A	Memphis	75 81
									230 H	Lehigh	76 67
									244 H	Tennessee St.	98 43
									304 H	Chicago St.	67 36
LAST 12 Division I GAMES:											
			62 H	South Dakota	76 85	244 H	Tennessee St.	98 43			
			144 A	Memphis	75 81	54 H	UT Martin	94 74			
			102 H	Central Mich.	74 69	61 H	Ohio	62 53			
			121 H	Southern Ill.	78 64	304 H	Chicago St.	67 36			
			230 H	Lehigh	76 67						
			33 A	Miami (FL)	64 73						

Non-Div I Games:

Illinois

Average RPI Win:	302	WON-LOST	WINNING	LAST 10	STRENGTH OF	OPP. STRENGTH	TEAM	ADJ.	CONF.	ADJ CONF.
Average RPI Loss:	200	RECORD	PCT. RANK	GAMES	SCHEDULE	OF SCHEDULE	RPI	RPI	RPI	RPI
DIV. I ONLY	2- 8	290	2- 8	290	318	339	339	18	18	
DIV. I NON-CONF.	2- 8	287	2- 8	288	321	341	341	18	18	
TOTALS	RPI 1-25	RPI 26-50	W-L RECORDS	RPI 51-100	RPI 101-150	RPI 150+				
2- 8	0- 0	0- 1	OVERALL	0- 0	0- 1	2- 6				
2- 2	0- 0	0- 0	HOME	0- 0	0- 0	2- 2				
0- 4	0- 0	0- 1	AWAY	0- 0	0- 1	0- 2				
0- 2	0- 0	0- 0	NEUTRAL	0- 0	0- 0	0- 2				
2- 8	0- 0	0- 1	NON-CONFERENCE	0- 0	0- 1	2- 6				
2- 2	0- 0	0- 0	HOME	0- 0	0- 0	2- 2				
0- 4	0- 0	0- 1	AWAY	0- 0	0- 1	0- 2				
0- 2	0- 0	0- 0	NEUTRAL	0- 0	0- 0	0- 2				
0- 0	0- 0	0- 0	CONFERENCE	0- 0	0- 0	0- 0				
0- 0	0- 0	0- 0	HOME	0- 0	0- 0	0- 0				
0- 0	0- 0	0- 0	AWAY	0- 0	0- 0	0- 0				
0- 0	0- 0	0- 0	NEUTRAL	0- 0	0- 0	0- 0				

RPI 1-25			RPI 26-50			RPI 51-100			RPI 101+			Team's RPI: 339
RPI	S	Opponent	Score	RPI	S	Opponent	Score	RPI	S	Opponent	Score	
				35	A	DePaul	41 89					
								135	A	Yale	47 60	
								166	H	Ill.-Chicago	65 74	
								199	H	SIUE	57 65	
								224	A	UTSA	51 77	
								252	N	Northern Ill.	59 68	
								277	A	Bowling Green	52 70	
								300	H	Murray St.	81 76	
								304	H	Chicago St.	57 53	
								313	N	Omaha	56 60	
LAST 12 Division I GAMES:												
252	N	Northern Ill.	59 68	304	H	Chicago St.	57 53					
35	A	DePaul	41 89	135	A	Yale	47 60					
199	H	SIUE	57 65	300	H	Murray St.	81 76					
313	N	Omaha	56 60	277	A	Bowling Green	52 70					
224	A	UTSA	51 77									
166	H	Ill.-Chicago	65 74									

Non-Div I Games:

Illinois St.

Loss, Non-Conf, S Site, H Home A Away N Neutral

Average RPI Win:	0	WON-LOST	WINNING	LAST 10	STRENGTH OF	OPP. STRENGTH	TEAM	ADJ.	CONF.	ADJ CONF.
Average RPI Loss:	131	RECORD	PCT. RANK	GAMES	SCHEDULE	OF SCHEDULE	RPI	RPI	RPI	RPI
DIV. I ONLY	0- 7	338	0- 7	86	259	302	302	26	26	
DIV. I NON-CONF.	0- 7	335	0- 7	89	262	305	305	27	27	
TOTALS	RPI 1-25	RPI 26-50	W-L RECORDS	RPI 51-100	RPI 101-150	RPI 150+				
0- 7	0- 0	0- 1	OVERALL	0- 1	0- 1	0- 4				
0- 3	0- 0	0- 0	HOME	0- 0	0- 0	0- 3				
0- 4	0- 0	0- 1	AWAY	0- 1	0- 1	0- 1				
0- 0	0- 0	0- 0	NEUTRAL	0- 0	0- 0	0- 0				
0- 7	0- 0	0- 1	NON-CONFERENCE	0- 1	0- 1	0- 4				
0- 3	0- 0	0- 0	HOME	0- 0	0- 0	0- 3				
0- 4	0- 0	0- 1	AWAY	0- 1	0- 1	0- 1				
0- 0	0- 0	0- 0	NEUTRAL	0- 0	0- 0	0- 0				
0- 0	0- 0	0- 0	CONFERENCE	0- 0	0- 0	0- 0				
0- 0	0- 0	0- 0	HOME	0- 0	0- 0	0- 0				
0- 0	0- 0	0- 0	AWAY	0- 0	0- 0	0- 0				
0- 0	0- 0	0- 0	NEUTRAL	0- 0	0- 0	0- 0				

RPI 1-25			RPI 26-50			RPI 51-100			RPI 101+			Team's RPI: 302
RPI	S	Opponent	Score	RPI	S	Opponent	Score	RPI	S	Opponent	Score	
				30	A	Purdue	27 95	52	A	Colorado St.	37 60	
								116	A	Texas Tech	55 70	
								172	A	UTRGV	47 60	
								172	H	UTRGV	50 68	
								174	H	North Texas	55 62	
								204	H	Houston	51 67	
LAST 12 Division I GAMES:												
204	H	Houston	51 67	174	H	North Texas	55 62					
172	H	UTRGV	50 68	172	A	UTRGV	47 60					
52	A	Colorado St.	37 60	116	A	Texas Tech	55 70					
				30	A	Purdue	27 95					

Non-Div I Games: Howard Payne 78 65 LSU-Alexandria 96 59 Sul Ross St. 54 35 Trinity (TX) 55 61 Incarnate Word

Average RPI Win:	200	WON-LOST	WINNING	LAST 10	STRENGTH OF	OPP. STRENGTH	TEAM	ADJ.	CONF.	ADJ CONF.
Average RPI Loss:	42	RECORD	PCT. RANK	GAMES	SCHEDULE	OF SCHEDULE	RPI	RPI	RPI	RPI
DIV. I ONLY	7- 4	110	1- 1	98	91	89	89	3	3	
DIV. I NON-CONF.	7- 4	110	1- 1	101	89	88	88	3	3	
TOTALS	RPI 1-25	RPI 26-50	W-L RECORDS	RPI 51-100	RPI 101-150	RPI 150+				
7- 4	1- 0	0- 3	OVERALL	0- 1	1- 0	5- 0				
4- 0	1- 0	0- 0	HOME	0- 0	1- 0	2- 0				
2- 1	0- 0	0- 1	AWAY	0- 0	0- 0	2- 0				
1- 3	0- 0	0- 2	NEUTRAL	0- 1	0- 0	1- 0				
7- 4	1- 0	0- 3	NON-CONFERENCE	0- 1	1- 0	5- 0				
4- 0	1- 0	0- 0	HOME	0- 0	1- 0	2- 0				
2- 1	0- 0	0- 1	AWAY	0- 0	0- 0	2- 0				
1- 3	0- 0	0- 2	NEUTRAL	0- 1	0- 0	1- 0				
0- 0	0- 0	0- 0	CONFERENCE	0- 0	0- 0	0- 0				
0- 0	0- 0	0- 0	HOME	0- 0	0- 0	0- 0				
0- 0	0- 0	0- 0	AWAY	0- 0	0- 0	0- 0				
0- 0	0- 0	0- 0	NEUTRAL	0- 0	0- 0	0- 0				

RPI 1-25				RPI 26-50				RPI 51-100				Team's RPI: 89		RPI 101+			
RPI	S	Opponent	Score	RPI	S	Opponent	Score	RPI	S	Opponent	Score			RPI	S	Opponent	Score
23	H	Chattanooga	54 43	33	N	Miami (FL)	75 89	61	N	Ohio	56 63			113	H	Georgia Tech	69 60
				35	A	DePaul	69 84							168	H	Samford	65 56
				39	N	West Virginia	64 75							244	H	Tennessee St.	88 56
														260	A	Indiana St.	53 50
														271	N	Austin Peay	90 58
														324	A	IPFW	79 72
LAST 12 Division I GAMES:																	
				271	N	Austin Peay	90 58					33	N	Miami (FL)	75 89		
				35	A	DePaul	69 84					168	H	Samford	65 56		
				39	N	West Virginia	64 75					260	A	Indiana St.	53 50		
				23	H	Chattanooga	54 43					113	H	Georgia Tech	69 60		
				244	H	Tennessee St.	88 56					61	N	Ohio	56 63		
												324	A	IPFW	79 72		

Non-Div I Games:

Indiana

Average RPI Win:	273	WON-LOST	WINNING	LAST 10	STRENGTH OF	OPP. STRENGTH	TEAM	ADJ.	CONF.	ADJ CONF.
Average RPI Loss:	164	RECORD	PCT. RANK	GAMES	SCHEDULE	OF SCHEDULE	RPI	RPI	RPI	RPI
DIV. I ONLY	4- 7	223	4- 6	242	294	260	260	18	18	
DIV. I NON-CONF.	4- 7	219	4- 7	248	293	263	263	18	18	
TOTALS	RPI 1-25	RPI 26-50	W-L RECORDS	RPI 51-100	RPI 101-150	RPI 150+				
4- 7	0- 0	0- 0	OVERALL	0- 1	1- 4	3- 2				
2- 3	0- 0	0- 0	HOME	0- 1	1- 1	1- 1				
2- 3	0- 0	0- 0	AWAY	0- 0	0- 3	2- 0				
0- 1	0- 0	0- 0	NEUTRAL	0- 0	0- 0	0- 1				
4- 7	0- 0	0- 0	NON-CONFERENCE	0- 1	1- 4	3- 2				
2- 3	0- 0	0- 0	HOME	0- 1	1- 1	1- 1				
2- 3	0- 0	0- 0	AWAY	0- 0	0- 3	2- 0				
0- 1	0- 0	0- 0	NEUTRAL	0- 0	0- 0	0- 1				
0- 0	0- 0	0- 0	CONFERENCE	0- 0	0- 0	0- 0				
0- 0	0- 0	0- 0	HOME	0- 0	0- 0	0- 0				
0- 0	0- 0	0- 0	AWAY	0- 0	0- 0	0- 0				
0- 0	0- 0	0- 0	NEUTRAL	0- 0	0- 0	0- 0				

RPI 1-25			RPI 26-50			RPI 51-100			RPI 101+			Team's RPI: 260
RPI	S	Opponent	Score	RPI	S	Opponent	Score	RPI	S	Opponent	Score	
						89 H Indiana	50 53			102 A Central Mich.	65 85	
										118 A IUPUI	43 68	
										131 H Saint Louis	52 62	
										145 A Northern Ky.	67 73	
										148 H Butler	70 63	
										253 N Stephen F. Austin	62 71	
										276 A Tulsa	67 63	
										313 H Omaha	50 51	
										325 A UMKC	77 47	
										342 H Eastern Ill.	60 42	
LAST 12 Division I GAMES:												
148	H	Butler	70 63	253	N	Stephen F. Austin	62 71					
89	H	Indiana	50 53	325	A	UMKC	77 47					
276	A	Tulsa	67 63	131	H	Saint Louis	52 62					
118	A	IUPUI	43 68	313	H	Omaha	50 51					
102	A	Central Mich.	65 85	342	H	Eastern Ill.	60 42					
				145	A	Northern Ky.	67 73					

Non-Div I Games:

Indiana St.

Average RPI Win:	206	WON-LOST	WINNING	LAST 10	STRENGTH OF	OPP. STRENGTH	TEAM	ADJ.	CONF.	ADJ CONF.
Average RPI Loss:	80	RECORD	PCT. RANK	GAMES	SCHEDULE	OF SCHEDULE	RPI	RPI	RPI	RPI
DIV. I ONLY	5- 7	200	5- 5	57	57	109	109	25	25	
DIV. I NON-CONF.	3- 7	246	3- 7	31	44	130	130	24	24	
TOTALS	RPI 1-25	RPI 26-50	W-L RECORDS	RPI 51-100	RPI 101-150	RPI 150+				
5- 7	0- 2	0- 0	OVERALL	1- 2	0- 3	4- 0				
2- 1	0- 0	0- 0	HOME	0- 1	0- 0	2- 0				
2- 4	0- 1	0- 0	AWAY	1- 1	0- 2	1- 0				
1- 2	0- 1	0- 0	NEUTRAL	0- 0	0- 1	1- 0				
3- 7	0- 2	0- 0	NON-CONFERENCE	1- 2	0- 3	2- 0				
1- 1	0- 0	0- 0	HOME	0- 1	0- 0	1- 0				
1- 4	0- 1	0- 0	AWAY	1- 1	0- 2	0- 0				
1- 2	0- 1	0- 0	NEUTRAL	0- 0	0- 1	1- 0				
2- 0	0- 0	0- 0	CONFERENCE	0- 0	0- 0	2- 0				
1- 0	0- 0	0- 0	HOME	0- 0	0- 0	1- 0				
1- 0	0- 0	0- 0	AWAY	0- 0	0- 0	1- 0				
0- 0	0- 0	0- 0	NEUTRAL	0- 0	0- 0	0- 0				

RPI 1-25				RPI 26-50				RPI 51-100				RPI 101+ Team's RPI: 109			
RPI	S	Opponent	Score	RPI	S	Opponent	Score	RPI	S	Opponent	Score	RPI	S	Opponent	Score
2	N	Southern California	56 76					70	H	VCU	58 74	120	A	North Carolina	52 64
18	A	Rutgers	33 58					72	A	George Washington	65 70	135	N	Yale	48 63
								82	A	Saint Joseph's	81 75	146	A	Stony Brook	53 58
												174	H	North Texas	62 51
												194	H	Rider	59 46
												281	A	Fairfield	56 46
												301	N	Fairleigh Dickinson	77 54
LAST 12 Division I GAMES:															
72	A	George Washington	65 70	281	A	Fairfield	56 46								
82	A	Saint Joseph's	81 75	2	N	Southern California	56 76								
174	H	North Texas	62 51	301	N	Fairleigh Dickinson	77 54								
18	A	Rutgers	33 58	120	A	North Carolina	52 64								
194	H	Rider	59 46	135	N	Yale	48 63								
146	A	Stony Brook	53 58	70	H	VCU	58 74								

Non-Div I Games:

Iona

Average RPI Win:	142	WON-LOST	WINNING	LAST 10	STRENGTH OF	OPP. STRENGTH	TEAM	ADJ.	CONF.	ADJ CONF.
Average RPI Loss:	106	RECORD	PCT. RANK	GAMES	SCHEDULE	OF SCHEDULE	RPI	RPI	RPI	RPI
DIV. I ONLY	10- 2	30	8- 2	76	81	27	27	3	3	
DIV. I NON-CONF.	10- 2	30	10- 2	80	81	26	26	3	3	
TOTALS	RPI 1-25	RPI 26-50	W-L RECORDS	RPI 51-100	RPI 101-150	RPI 150+				
10- 2	0- 0	0- 0	OVERALL	3- 1	3- 1	4- 0				
6- 0	0- 0	0- 0	HOME	2- 0	1- 0	3- 0				
2- 1	0- 0	0- 0	AWAY	1- 0	1- 1	0- 0				
2- 1	0- 0	0- 0	NEUTRAL	0- 1	1- 0	1- 0				
10- 2	0- 0	0- 0	NON-CONFERENCE	3- 1	3- 1	4- 0				
6- 0	0- 0	0- 0	HOME	2- 0	1- 0	3- 0				
2- 1	0- 0	0- 0	AWAY	1- 0	1- 1	0- 0				
2- 1	0- 0	0- 0	NEUTRAL	0- 1	1- 0	1- 0				
0- 0	0- 0	0- 0	CONFERENCE	0- 0	0- 0	0- 0				
0- 0	0- 0	0- 0	HOME	0- 0	0- 0	0- 0				
0- 0	0- 0	0- 0	AWAY	0- 0	0- 0	0- 0				
0- 0	0- 0	0- 0	NEUTRAL	0- 0	0- 0	0- 0				

RPI 1-25				RPI 26-50		Team's RPI: 27		RPI 51-100				RPI 101+			
RPI	S	Opponent	Score	RPI	S	Opponent	Score	RPI	S	Opponent	Score	RPI	S	Opponent	Score
								54	H	UT Martin	62 56	106	N	Wright St.	83 77
								65	H	Drake	89 76	123	A	UNI	80 65
								72	N	George Washington	77 81	140	A	Iowa St.	66 69
								92	A	Virginia	85 73	141	H	Robert Morris	69 50
												177	H	North Dakota	83 61
												204	N	Houston	64 50
												216	H	Bradley	60 53
												241	H	Western Ill.	96 81
LAST 12 Division I GAMES:															
				65	H	Drake	89 76			204	N	Houston	64 50		
				216	H	Bradley	60 53			72	N	George Washington	77 81		
				140	A	Iowa St.	66 69			106	N	Wright St.	83 77		
				141	H	Robert Morris	69 50			123	A	UNI	80 65		
				92	A	Virginia	85 73			241	H	Western Ill.	96 81		
				177	H	North Dakota	83 61			54	H	UT Martin	62 56		

Non-Div I Games:

Iowa

Average RPI Win:	155	WON-LOST	WINNING	LAST 10	STRENGTH OF	OPP. STRENGTH	TEAM	ADJ.	CONF.	ADJ CONF.
Average RPI Loss:	57	RECORD	PCT. RANK	GAMES	SCHEDULE	OF SCHEDULE	RPI	RPI	RPI	RPI
DIV. I ONLY	8- 3	71	7- 3	318	1	140	140	5	5	
DIV. I NON-CONF.	8- 3	72	8- 3	319	1	141	141	5	5	
TOTALS	RPI 1-25	RPI 26-50	W-L RECORDS	RPI 51-100	RPI 101-150	RPI 150+				
8- 3	0- 1	1- 0	OVERALL	0- 2	3- 0	4- 0				
6- 0	0- 0	1- 0	HOME	0- 0	1- 0	4- 0				
1- 1	0- 0	0- 0	AWAY	0- 1	1- 0	0- 0				
1- 2	0- 1	0- 0	NEUTRAL	0- 1	1- 0	0- 0				
8- 3	0- 1	1- 0	NON-CONFERENCE	0- 2	3- 0	4- 0				
6- 0	0- 0	1- 0	HOME	0- 0	1- 0	4- 0				
1- 1	0- 0	0- 0	AWAY	0- 1	1- 0	0- 0				
1- 2	0- 1	0- 0	NEUTRAL	0- 1	1- 0	0- 0				
0- 0	0- 0	0- 0	CONFERENCE	0- 0	0- 0	0- 0				
0- 0	0- 0	0- 0	HOME	0- 0	0- 0	0- 0				
0- 0	0- 0	0- 0	AWAY	0- 0	0- 0	0- 0				
0- 0	0- 0	0- 0	NEUTRAL	0- 0	0- 0	0- 0				

RPI 1-25			RPI 26-50			RPI 51-100			RPI 101+			Team's RPI: 140
RPI	S	Opponent	Score	RPI	S	Opponent	Score	RPI	S	Opponent	Score	Score
7	N	Duke	48 86	27	H	Iowa	69 66	65	A	Drake	70 74	123 A UNI 84 75
								99	N	Idaho	65 97	129 N Texas St. 83 61
												139 H Southern U. 86 46
												164 H Hampton 95 59
												200 H Ark.-Pine Bluff 70 41
												214 H Northern Ariz. 79 63
												247 H Alcorn 91 41
LAST 12 Division I GAMES:												
214	H	Northern Ariz.	79 63	123	A	UNI	84 75					
247	H	Alcorn	91 41	99	N	Idaho	65 97					
200	H	Ark.-Pine Bluff	70 41	7	N	Duke	48 86					
27	H	Iowa	69 66	129	N	Texas St.	83 61					
139	H	Southern U.	86 46	65	A	Drake	70 74					
				164	H	Hampton	95 59					

Non-Div I Games:

Iowa St.

■ Loss,
■ Non-Conf,
■ S Site,
■ H Home
■ A Away
N Neutral

Average RPI Win:	313	WON-LOST	WINNING	LAST 10	STRENGTH OF	OPP. STRENGTH	TEAM	ADJ.	CONF.	ADJ CONF.
Average RPI Loss:	175	RECORD	PCT. RANK	GAMES	SCHEDULE	OF SCHEDULE	RPI	RPI	RPI	RPI
DIV. I ONLY	2- 5	256	2- 5	328	190	310	310	31	31	
DIV. I NON-CONF.	2- 5	253	2- 5	329	192	313	313	31	31	
TOTALS	RPI 1-25	RPI 26-50	W-L RECORDS	RPI 51-100	RPI 101-150	RPI 150+				
2- 5	0- 1	0- 1	OVERALL	0- 0	0- 0	2- 3				
1- 1	0- 0	0- 0	HOME	0- 0	0- 0	1- 1				
1- 4	0- 1	0- 1	AWAY	0- 0	0- 0	1- 2				
0- 0	0- 0	0- 0	NEUTRAL	0- 0	0- 0	0- 0				
2- 5	0- 1	0- 1	NON-CONFERENCE	0- 0	0- 0	2- 3				
1- 1	0- 0	0- 0	HOME	0- 0	0- 0	1- 1				
1- 4	0- 1	0- 1	AWAY	0- 0	0- 0	1- 2				
0- 0	0- 0	0- 0	NEUTRAL	0- 0	0- 0	0- 0				
0- 0	0- 0	0- 0	CONFERENCE	0- 0	0- 0	0- 0				
0- 0	0- 0	0- 0	HOME	0- 0	0- 0	0- 0				
0- 0	0- 0	0- 0	AWAY	0- 0	0- 0	0- 0				
0- 0	0- 0	0- 0	NEUTRAL	0- 0	0- 0	0- 0				

RPI 1-25				RPI 26-50				RPI 51-100				RPI 101+ Team's RPI: 310			
RPI	S	Opponent	Score	RPI	S	Opponent	Score	RPI	S	Opponent	Score	RPI	S	Opponent	Score
5	A	Kentucky	24 92	48	A	Tulane	49 92					170	A	Northwestern St.	54 59
												304	H	Chicago St.	59 76
												305	A	Southeastern La.	79 72
												321	H	Jacksonville St.	71 65
												346	A	New Orleans	68 85
LAST 12 Division I GAMES:															
				170	A	Northwestern St.	54 59	48	A	Tulane	49 92				
				305	A	Southeastern La.	79 72								
				304	H	Chicago St.	59 76								
				346	A	New Orleans	68 85								
				5	A	Kentucky	24 92								
				321	H	Jacksonville St.	71 65								

Non-Div I Games: Fisk 78 58 Blue Mountain 74 52 Mobile 100 57

Jackson St.

Loss, Non-Conf, S Site, H Home A Away N Neutral

Jacksonville

Through Games Of Dec. 27, 2015

Average RPI Win:	305	WON-LOST	WINNING	LAST 10	STRENGTH OF	OPP. STRENGTH	TEAM	ADJ.	CONF.	ADJ CONF.
Average RPI Loss:	141	RECORD	PCT. RANK	GAMES	SCHEDULE	OF SCHEDULE	RPI	RPI	RPI	RPI
DIV. I ONLY	4- 6	204	4- 4	274	232	229	229	28	28	
DIV. I NON-CONF.	4- 6	203	4- 6	276	234	231	231	28	28	
TOTALS	RPI 1-25	RPI 26-50	W-L RECORDS	RPI 51-100	RPI 101-150	RPI 150+				
4- 6	0- 1	0- 1	OVERALL	0- 0	0- 2	4- 2				
2- 0	0- 0	0- 0	HOME	0- 0	0- 0	2- 0				
1- 5	0- 1	0- 1	AWAY	0- 0	0- 1	1- 0				
1- 1	0- 0	0- 0	NEUTRAL	0- 0	0- 0	1- 1				
4- 6	0- 1	0- 1	NON-CONFERENCE	0- 0	0- 2	4- 2				
2- 0	0- 0	0- 0	HOME	0- 0	0- 0	2- 0				
1- 5	0- 1	0- 1	AWAY	0- 0	0- 2	1- 1				
1- 1	0- 0	0- 0	NEUTRAL	0- 0	0- 0	1- 1				
0- 0	0- 0	0- 0	CONFERENCE	0- 0	0- 0	0- 0				
0- 0	0- 0	0- 0	HOME	0- 0	0- 0	0- 0				
0- 0	0- 0	0- 0	AWAY	0- 0	0- 0	0- 0				
0- 0	0- 0	0- 0	NEUTRAL	0- 0	0- 0	0- 0				

RPI 1-25				RPI 26-50				RPI 51-100				RPI 101+ Team's RPI: 229			
RPI	S	Opponent	Score	RPI	S	Opponent	Score	RPI	S	Opponent	Score	RPI	S	Opponent	Score
13	A	South Fla.	52 74	47	A	Syracuse	49 65					105	A	Texas-Arlington	54 56
												147	A	Wake Forest	51 57
												249	A	Bethune-Cookman	63 53
												259	A	UNCW	49 51
												277	N	Bowling Green	69 72
												300	H	Murray St.	79 54
												331	N	Dartmouth	51 44
												338	H	FIU	80 44
LAST 12 Division I GAMES:															
277	N	Bowling Green	69 72	47	A	Syracuse	49 65								
259	A	UNCW	49 51	300	H	Murray St.	79 54								
331	N	Dartmouth	51 44	147	A	Wake Forest	51 57								
105	A	Texas-Arlington	54 56	249	A	Bethune-Cookman	63 53								
13	A	South Fla.	52 74	338	H	FIU	80 44								

Non-Div I Games: Edward Waters 90 51 Thomas (GA) 88 50

Jacksonville

Loss, Non-Conf, S Site, H Home A Away N Neutral

Jacksonville St.

Through Games Of Dec. 27, 2015

Average RPI Win:	280	WON-LOST	WINNING	LAST 10	STRENGTH OF	OPP. STRENGTH	TEAM	ADJ.	CONF.	ADJ CONF.
Average RPI Loss:	203	RECORD	PCT. RANK	GAMES	SCHEDULE	OF SCHEDULE	RPI	RPI	RPI	RPI
DIV. I ONLY	4- 7	223	4- 5	345	200	321	321	24	24	
DIV. I NON-CONF.	4- 7	219	4- 7	346	203	326	326	25	25	
TOTALS	RPI 1-25	RPI 26-50	W-L RECORDS	RPI 51-100	RPI 101-150	RPI 150+				
4- 7	0- 0	0- 1	OVERALL	0- 0	0- 1	4- 5				
3- 1	0- 0	0- 0	HOME	0- 0	0- 0	3- 1				
1- 6	0- 0	0- 1	AWAY	0- 0	0- 1	1- 4				
0- 0	0- 0	0- 0	NEUTRAL	0- 0	0- 0	0- 0				
4- 7	0- 0	0- 1	NON-CONFERENCE	0- 0	0- 1	4- 5				
3- 1	0- 0	0- 0	HOME	0- 0	0- 0	3- 1				
1- 6	0- 0	0- 1	AWAY	0- 0	0- 1	1- 4				
0- 0	0- 0	0- 0	NEUTRAL	0- 0	0- 0	0- 0				
0- 0	0- 0	0- 0	CONFERENCE	0- 0	0- 0	0- 0				
0- 0	0- 0	0- 0	HOME	0- 0	0- 0	0- 0				
0- 0	0- 0	0- 0	AWAY	0- 0	0- 0	0- 0				
0- 0	0- 0	0- 0	NEUTRAL	0- 0	0- 0	0- 0				

RPI S	Opponent	Score	RPI S	Opponent	Score	RPI S	Opponent	Score	RPI S	Opponent	Score	Team's RPI: 321
			30 A	Purdue	48 67				144 A	Memphis	55 70	
									160 A	Mercer	39 46	
									168 H	Samford	39 50	
									213 H	Savannah St.	50 35	
									247 H	Alcorn	67 65	
									299 A	Ga. Southern	56 60	
									308 A	Wofford	54 66	
									310 A	Jackson St.	65 71	
									311 H	Kennesaw St.	61 52	
									348 A	Nicholls St.	63 49	
LAST 12 Division I GAMES:												
160 A	Mercer	39 46	348 A	Nicholls St.	63 49							
310 A	Jackson St.	65 71	213 H	Savannah St.	50 35							
311 H	Kennesaw St.	61 52	299 A	Ga. Southern	56 60							
30 A	Purdue	48 67	247 H	Alcorn	67 65							
144 A	Memphis	55 70	308 A	Wofford	54 66							
			168 H	Samford	39 50							

Non-Div I Games: Tuskegee 74 47

Jacksonville St.

Loss, Non-Conf, S Site, H Home A Away N Neutral

Average RPI Win:	219	WON-LOST	WINNING	LAST 10	STRENGTH OF	OPP. STRENGTH	TEAM	ADJ.	CONF.	ADJ CONF.
Average RPI Loss:	34	RECORD	PCT. RANK	GAMES	SCHEDULE	OF SCHEDULE	RPI	RPI	RPI	RPI
DIV. I ONLY	6- 4	121	6- 4	194	24	119	119	13	13	
DIV. I NON-CONF.	6- 4	123	6- 4	201	26	121	121	13	13	
TOTALS	RPI 1-25	RPI 26-50	W-L RECORDS	RPI 51-100	RPI 101-150	RPI 150+				
6- 4	0- 1	0- 3	OVERALL	0- 0	1- 0	5- 0				
4- 0	0- 0	0- 0	HOME	0- 0	1- 0	3- 0				
2- 2	0- 0	0- 2	AWAY	0- 0	0- 0	2- 0				
0- 2	0- 1	0- 1	NEUTRAL	0- 0	0- 0	0- 0				
6- 4	0- 1	0- 3	NON-CONFERENCE	0- 0	1- 0	5- 0				
4- 0	0- 0	0- 0	HOME	0- 0	1- 0	3- 0				
2- 2	0- 0	0- 2	AWAY	0- 0	0- 0	2- 0				
0- 2	0- 1	0- 1	NEUTRAL	0- 0	0- 0	0- 0				
0- 0	0- 0	0- 0	CONFERENCE	0- 0	0- 0	0- 0				
0- 0	0- 0	0- 0	HOME	0- 0	0- 0	0- 0				
0- 0	0- 0	0- 0	AWAY	0- 0	0- 0	0- 0				
0- 0	0- 0	0- 0	NEUTRAL	0- 0	0- 0	0- 0				

RPI 1-25				RPI 26-50				RPI 51-100				RPI 101+ Team's RPI: 119			
RPI	S	Opponent	Score	RPI	S	Opponent	Score	RPI	S	Opponent	Score	RPI	S	Opponent	Score
9	N	Baylor	63 77	37	A	UCLA	61 90					150	H	Liberty	72 56
				39	N	West Virginia	62 69					164	A	Hampton	68 56
				49	A	St. Bonaventure	45 56					191	A	Richmond	73 47
												195	H	American	74 45
												273	H	Morgan St.	92 31
												340	H	Longwood	88 30
LAST 12 Division I GAMES:															
9	N	Baylor	63 77	191	A	Richmond	73 47								
39	N	West Virginia	62 69	49	A	St. Bonaventure	45 56								
273	H	Morgan St.	92 31	195	H	American	74 45								
340	H	Longwood	88 30	164	A	Hampton	68 56								
				150	H	Liberty	72 56								
				37	A	UCLA	61 90								

Non-Div I Games:

James Madison

Kansas

Through Games Of Dec. 27, 2015

Average RPI Win:	213	WON-LOST	WINNING	LAST 10	STRENGTH OF	OPP. STRENGTH	TEAM	ADJ.	CONF.	ADJ CONF.
Average RPI Loss:	135	RECORD	PCT. RANK	GAMES	SCHEDULE	OF SCHEDULE	RPI	RPI	RPI	RPI
DIV. I ONLY	5- 6	175	0- 1	153	220	220	220	5	5	
DIV. I NON-CONF.	5- 6	176	0- 1	156	223	221	221	5	5	
TOTALS	RPI 1-25	RPI 26-50	W-L RECORDS	RPI 51-100	RPI 101-150	RPI 150+				
5- 6	0- 0	0- 2	OVERALL	0- 1	2- 0	3- 3				
4- 4	0- 0	0- 2	HOME	0- 0	2- 0	2- 2				
0- 2	0- 0	0- 0	AWAY	0- 1	0- 0	0- 1				
1- 0	0- 0	0- 0	NEUTRAL	0- 0	0- 0	1- 0				
5- 6	0- 0	0- 2	NON-CONFERENCE	0- 1	2- 0	3- 3				
4- 4	0- 0	0- 2	HOME	0- 0	2- 0	2- 2				
0- 2	0- 0	0- 0	AWAY	0- 1	0- 0	0- 1				
1- 0	0- 0	0- 0	NEUTRAL	0- 0	0- 0	1- 0				
0- 0	0- 0	0- 0	CONFERENCE	0- 0	0- 0	0- 0				
0- 0	0- 0	0- 0	HOME	0- 0	0- 0	0- 0				
0- 0	0- 0	0- 0	AWAY	0- 0	0- 0	0- 0				
0- 0	0- 0	0- 0	NEUTRAL	0- 0	0- 0	0- 0				

RPI S	Opponent	Score	RPI S	Opponent	Score	RPI S	Opponent	Score	RPI S	Opponent	Score	Team's RPI: 220
			31 H	St. John's (NY)	71 86	60 A	Arizona	52 67	125 H	Creighton	67 54	
			42 H	Washington St.	53 66				144 H	Memphis	72 63	
									151 A	SMU	64 73	
									201 H	Oral Roberts	63 70	
									223 H	Navy	61 54	
									252 N	Northern Ill.	66 58	
									320 H	Texas Southern	72 65	
									325 H	UMKC	44 47	
LAST 12 Division I GAMES:												
			151 A	SMU	64 73	325 H	UMKC	44 47				
			201 H	Oral Roberts	63 70	31 H	St. John's (NY)	71 86				
			42 H	Washington St.	53 66	125 H	Creighton	67 54				
			223 H	Navy	61 54	252 N	Northern Ill.	66 58				
			320 H	Texas Southern	72 65	60 A	Arizona	52 67				
						144 H	Memphis	72 63				

Non-Div I Games:

Kansas

Loss, Non-Conf, S Site, H Home A Away N Neutral

Average RPI Win:	161	WON-LOST	WINNING	LAST 10	STRENGTH OF	OPP. STRENGTH	TEAM	ADJ.	CONF.	ADJ CONF.
Average RPI Loss:	1	RECORD	PCT. RANK	GAMES	SCHEDULE	OF SCHEDULE	RPI	RPI	RPI	RPI
DIV. I ONLY	10- 1	16	9- 1	150	25	25	25	5	5	
DIV. I NON-CONF.	10- 1	16	10- 1	153	27	24	24	5	5	
TOTALS	RPI 1-25	RPI 26-50	W-L RECORDS	RPI 51-100	RPI 101-150	RPI 150+				
10- 1	1- 1	0- 0	OVERALL	2- 0	2- 0	5- 0				
8- 0	1- 0	0- 0	HOME	2- 0	2- 0	3- 0				
2- 1	0- 1	0- 0	AWAY	0- 0	0- 0	2- 0				
0- 0	0- 0	0- 0	NEUTRAL	0- 0	0- 0	0- 0				
10- 1	1- 1	0- 0	NON-CONFERENCE	2- 0	2- 0	5- 0				
8- 0	1- 0	0- 0	HOME	2- 0	2- 0	3- 0				
2- 1	0- 1	0- 0	AWAY	0- 0	0- 0	2- 0				
0- 0	0- 0	0- 0	NEUTRAL	0- 0	0- 0	0- 0				
0- 0	0- 0	0- 0	CONFERENCE	0- 0	0- 0	0- 0				
0- 0	0- 0	0- 0	HOME	0- 0	0- 0	0- 0				
0- 0	0- 0	0- 0	AWAY	0- 0	0- 0	0- 0				
0- 0	0- 0	0- 0	NEUTRAL	0- 0	0- 0	0- 0				

RPI	S	Opponent	Score
1	A	UConn	57 97
16	H	Abilene Christian	76 45

RPI	S	Opponent	Score
62	H	South Dakota	84 81
88	H	Fla. Atlantic	102 53

RPI	S	Opponent	Score
105	H	Texas-Arlington	61 41
139	H	Southern U.	59 47
172	H	UTRGV	61 43
210	H	Sam Houston St.	78 50
241	H	Western Ill.	84 45
276	A	Tulsa	75 67
304	A	Chicago St.	63 54

RPI	S	Opponent	Score
105	H	Texas-Arlington	61 41
139	H	Southern U.	59 47
172	H	UTRGV	61 43
210	H	Sam Houston St.	78 50
241	H	Western Ill.	84 45
276	A	Tulsa	75 67
304	A	Chicago St.	63 54

LAST 12 Division I GAMES:

241	H	Western Ill.	84 45
210	H	Sam Houston St.	78 50
88	H	Fla. Atlantic	102 53
172	H	UTRGV	61 43
304	A	Chicago St.	63 54

105	H	Texas-Arlington	61 41
139	H	Southern U.	59 47
1	A	UConn	57 97
62	H	South Dakota	84 81
16	H	Abilene Christian	76 45
276	A	Tulsa	75 67

Non-Div I Games:

Kansas St.

Average RPI Win:	304	WON-LOST	WINNING	LAST 10	STRENGTH OF	OPP. STRENGTH	TEAM	ADJ.	CONF.	ADJ CONF.
Average RPI Loss:	191	RECORD	PCT. RANK	GAMES	SCHEDULE	OF SCHEDULE	RPI	RPI	RPI	RPI
DIV. I ONLY	4- 9	246	3- 7	288	309	311	311	28	28	
DIV. I NON-CONF.	4- 9	245	4- 8	287	311	314	314	28	28	
TOTALS	RPI 1-25	RPI 26-50	W-L RECORDS	RPI 51-100	RPI 101-150	RPI 150+				
4- 9	0- 1	0- 1	OVERALL	0- 0	0- 0	4- 7				
4- 2	0- 0	0- 0	HOME	0- 0	0- 0	4- 2				
0- 7	0- 1	0- 1	AWAY	0- 0	0- 0	0- 5				
0- 0	0- 0	0- 0	NEUTRAL	0- 0	0- 0	0- 0				
4- 9	0- 1	0- 1	NON-CONFERENCE	0- 0	0- 0	4- 7				
4- 2	0- 0	0- 0	HOME	0- 0	0- 0	4- 2				
0- 7	0- 1	0- 1	AWAY	0- 0	0- 0	0- 5				
0- 0	0- 0	0- 0	NEUTRAL	0- 0	0- 0	0- 0				
0- 0	0- 0	0- 0	CONFERENCE	0- 0	0- 0	0- 0				
0- 0	0- 0	0- 0	HOME	0- 0	0- 0	0- 0				
0- 0	0- 0	0- 0	AWAY	0- 0	0- 0	0- 0				
0- 0	0- 0	0- 0	NEUTRAL	0- 0	0- 0	0- 0				

RPI 1-25				RPI 26-50				RPI 51-100				RPI 101+ Team's RPI: 311			
RPI	S	Opponent	Score	RPI	S	Opponent	Score	RPI	S	Opponent	Score	RPI	S	Opponent	Score
11	A	Georgia	34 89	29	A	Florida	57 84					160	H	Mercer	61 72
												207	H	Georgia St.	62 66
												211	A	Xavier	59 62
												219	A	Morehead St.	77 83
												222	A	Gardner-Webb	56 70
												267	H	Presbyterian	49 47
												271	H	Austin Peay	73 65
												321	A	Jacksonville St.	52 61
												330	H	Western Caro.	65 53
												337	A	Florida A&M	67 69
												346	H	New Orleans	60 53
LAST 12 Division I GAMES:															
211	A	Xavier	59 62	346	H	New Orleans	60 53								
219	A	Morehead St.	77 83	330	H	Western Caro.	65 53								
222	A	Gardner-Webb	56 70	337	A	Florida A&M	67 69								
271	H	Austin Peay	73 65	29	A	Florida	57 84								
160	H	Mercer	61 72	321	A	Jacksonville St.	52 61								
11	A	Georgia	34 89	267	H	Presbyterian	49 47								

Non-Div I Games:

Kennesaw St.

Average RPI Win:	307	WON-LOST	WINNING	LAST 10	STRENGTH OF	OPP. STRENGTH	TEAM	ADJ.	CONF.	ADJ CONF.
Average RPI Loss:	188	RECORD	PCT. RANK	GAMES	SCHEDULE	OF SCHEDULE	RPI	RPI	RPI	RPI
DIV. I ONLY	2- 7	277	2- 7	249	326	328	328	10	10	
DIV. I NON-CONF.	2- 7	276	2- 7	253	328	332	332	10	10	
TOTALS	RPI 1-25	RPI 26-50	W-L RECORDS	RPI 51-100	RPI 101-150	RPI 150+				
2- 7	0- 0	0- 0	OVERALL	0- 1	0- 3	2- 3				
2- 4	0- 0	0- 0	HOME	0- 0	0- 3	2- 1				
0- 3	0- 0	0- 0	AWAY	0- 1	0- 0	0- 2				
0- 0	0- 0	0- 0	NEUTRAL	0- 0	0- 0	0- 0				
2- 7	0- 0	0- 0	NON-CONFERENCE	0- 1	0- 3	2- 3				
2- 4	0- 0	0- 0	HOME	0- 0	0- 3	2- 1				
0- 3	0- 0	0- 0	AWAY	0- 1	0- 0	0- 2				
0- 0	0- 0	0- 0	NEUTRAL	0- 0	0- 0	0- 0				
0- 0	0- 0	0- 0	CONFERENCE	0- 0	0- 0	0- 0				
0- 0	0- 0	0- 0	HOME	0- 0	0- 0	0- 0				
0- 0	0- 0	0- 0	AWAY	0- 0	0- 0	0- 0				
0- 0	0- 0	0- 0	NEUTRAL	0- 0	0- 0	0- 0				

RPI 1-25				RPI 26-50				RPI 51-100				RPI 101+				Team's RPI: 328	
RPI	S	Opponent	Score	RPI	S	Opponent	Score	RPI	S	Opponent	Score	RPI	S	Opponent	Score		
								100	A	Youngstown St.	61	91	106	H	Wright St.	68	73
													107	H	Minnesota	73	85
													132	H	Brown	57	62
													216	A	Bradley	60	68
													280	H	Colgate	76	71
													324	A	IPFW	68	86
													329	H	Cleveland St.	49	60
													333	H	North Dakota St.	75	54
LAST 12 Division I GAMES:																	
				132	H	Brown	57	62					324	A	IPFW	68	86
				100	A	Youngstown St.	61	91					106	H	Wright St.	68	73
				216	A	Bradley	60	68					280	H	Colgate	76	71
				333	H	North Dakota St.	75	54									
				329	H	Cleveland St.	49	60									
				107	H	Minnesota	73	85									

Non-Div I Games: Malone 73 59

Kent St.

Average RPI Win: 137		WON-LOST	WINNING	LAST 10	STRENGTH OF	OPP. STRENGTH	TEAM	ADJ.	CONF.	ADJ CONF.
Average RPI Loss: 0		RECORD	PCT. RANK	GAMES	SCHEDULE	OF SCHEDULE	RPI	RPI	RPI	RPI
DIV. I ONLY		10- 0	1	10- 0	62	35	5	5	2	2
DIV. I NON-CONF.		10- 0	1	10- 0	66	36	5	5	2	2
TOTALS		RPI 1-25	RPI 26-50		W-L RECORDS		RPI 51-100	RPI 101-150	RPI 150+	
10- 0		2- 0	0- 0		OVERALL		2- 0	3- 0	3- 0	
7- 0		1- 0	0- 0		HOME		2- 0	1- 0	3- 0	
3- 0		1- 0	0- 0		AWAY		0- 0	2- 0	0- 0	
0- 0		0- 0	0- 0		NEUTRAL		0- 0	0- 0	0- 0	
10- 0		2- 0	0- 0		NON-CONFERENCE		2- 0	3- 0	3- 0	
7- 0		1- 0	0- 0		HOME		2- 0	1- 0	3- 0	
3- 0		1- 0	0- 0		AWAY		0- 0	2- 0	0- 0	
0- 0		0- 0	0- 0		NEUTRAL		0- 0	0- 0	0- 0	
0- 0		0- 0	0- 0		CONFERENCE		0- 0	0- 0	0- 0	
0- 0		0- 0	0- 0		HOME		0- 0	0- 0	0- 0	
0- 0		0- 0	0- 0		AWAY		0- 0	0- 0	0- 0	
0- 0		0- 0	0- 0		NEUTRAL		0- 0	0- 0	0- 0	

RPI	S	Opponent	Score	RPI	S	Opponent	Score	RPI	S	Opponent	Score	RPI	S	Opponent	Score
7	H	Duke	71 61					64	H	Louisville	72 54	111	A	Middle Tenn.	68 52
19	A	Arizona St.	68 64					80	H	Eastern Mich.	89 67	127	H	Colorado	86 61
												145	A	Northern Ky.	84 65
												219	H	Morehead St.	112 57
												284	H	Rice	72 39
												310	H	Jackson St.	92 24
LAST 12 Division I GAMES:															
145	A	Northern Ky.	84 65	7	H	Duke	71 61	111	A	Middle Tenn.	68 52				
310	H	Jackson St.	92 24					64	H	Louisville	72 54				
80	H	Eastern Mich.	89 67					284	H	Rice	72 39				
127	H	Colorado	86 61												
219	H	Morehead St.	112 57												
19	A	Arizona St.	68 64												

Non-Div I Games:

Kentucky

Average RPI Win:	260	WON-LOST	WINNING	LAST 10	STRENGTH OF	OPP. STRENGTH	TEAM	ADJ.	CONF.	ADJ CONF.
Average RPI Loss:	181	RECORD	PCT. RANK	GAMES	SCHEDULE	OF SCHEDULE	RPI	RPI	RPI	RPI
DIV. I ONLY	2- 7	277	2- 7	310	226	316	316	32	32	
DIV. I NON-CONF.	2- 7	276	2- 7	309	227	320	320	32	32	
TOTALS	RPI 1-25	RPI 26-50	W-L RECORDS	RPI 51-100	RPI 101-150	RPI 150+				
2- 7	0- 0	0- 1	OVERALL	0- 1	0- 1	2- 4				
0- 5	0- 0	0- 1	HOME	0- 0	0- 0	0- 4				
2- 2	0- 0	0- 0	AWAY	0- 1	0- 1	2- 0				
0- 0	0- 0	0- 0	NEUTRAL	0- 0	0- 0	0- 0				
2- 7	0- 0	0- 1	NON-CONFERENCE	0- 1	0- 1	2- 4				
0- 5	0- 0	0- 1	HOME	0- 0	0- 0	0- 4				
2- 2	0- 0	0- 0	AWAY	0- 1	0- 1	2- 0				
0- 0	0- 0	0- 0	NEUTRAL	0- 0	0- 0	0- 0				
0- 0	0- 0	0- 0	CONFERENCE	0- 0	0- 0	0- 0				
0- 0	0- 0	0- 0	HOME	0- 0	0- 0	0- 0				
0- 0	0- 0	0- 0	AWAY	0- 0	0- 0	0- 0				
0- 0	0- 0	0- 0	NEUTRAL	0- 0	0- 0	0- 0				

RPI S	Opponent	Score	RPI S	Opponent	Score	RPI S	Opponent	Score	RPI S	Opponent	Score	Team's RPI: 316
			28 H	Florida St.	42 78	78 A	Buffalo	38 55	146 A	Stony Brook	54 71	
									185 H	Columbia	74 84	
									210 H	Sam Houston St.	56 63	
									223 A	Navy	68 66	
									280 H	Colgate	53 63	
									296 A	Howard	89 72	
									341 H	NJIT	44 53	
LAST 12 Division I GAMES:												
210 H	Sam Houston St.	56 63	146 A	Stony Brook	54 71							
28 H	Florida St.	42 78	185 H	Columbia	74 84							
296 A	Howard	89 72	341 H	NJIT	44 53							
78 A	Buffalo	38 55	280 H	Colgate	53 63							
			223 A	Navy	68 66							

Non-Div I Games:

LIU Brooklyn

Average RPI Win:	222	WON-LOST	WINNING	LAST 10	STRENGTH OF	OPP. STRENGTH	TEAM	ADJ.	CONF.	ADJ CONF.
Average RPI Loss:	57	RECORD	PCT. RANK	GAMES	SCHEDULE	OF SCHEDULE	RPI	RPI	RPI	RPI
DIV. I ONLY	6- 6	155	5- 5	78	51	108	108	2	2	
DIV. I NON-CONF.	6- 6	156	6- 6	81	53	107	107	2	2	
TOTALS	RPI 1-25	RPI 26-50	W-L RECORDS	RPI 51-100	RPI 101-150	RPI 150+				
6- 6	0- 2	0- 2	OVERALL	1- 1	0- 1	5- 0				
4- 0	0- 0	0- 0	HOME	1- 0	0- 0	3- 0				
1- 4	0- 2	0- 1	AWAY	0- 0	0- 1	1- 0				
1- 2	0- 0	0- 1	NEUTRAL	0- 1	0- 0	1- 0				
6- 6	0- 2	0- 2	NON-CONFERENCE	1- 1	0- 1	5- 0				
4- 0	0- 0	0- 0	HOME	1- 0	0- 0	3- 0				
1- 4	0- 2	0- 1	AWAY	0- 0	0- 1	1- 0				
1- 2	0- 0	0- 1	NEUTRAL	0- 1	0- 0	1- 0				
0- 0	0- 0	0- 0	CONFERENCE	0- 0	0- 0	0- 0				
0- 0	0- 0	0- 0	HOME	0- 0	0- 0	0- 0				
0- 0	0- 0	0- 0	AWAY	0- 0	0- 0	0- 0				
0- 0	0- 0	0- 0	NEUTRAL	0- 0	0- 0	0- 0				

RPI 1-25				RPI 26-50				RPI 51-100				RPI 101+ Team's RPI: 108			
RPI	S	Opponent	Score	RPI	S	Opponent	Score	RPI	S	Opponent	Score	RPI	S	Opponent	Score
1	A	UConn	40 86	30	N	Purdue	52 69	57	H	Long Beach St.	59 53	147	A	Wake Forest	57 60
18	A	Rutgers	57 69	48	A	Tulane	63 67	98	N	Maine	41 52	197	A	Little Rock	57 51
												215	N	Marist	72 49
												270	H	La.-Monroe	61 54
												272	H	UC Santa Barbara	68 50
												320	H	Texas Southern	86 36
LAST 12 Division I GAMES:															
1	A	UConn	40 86	272	H	UC Santa Barbara	68 50								
18	A	Rutgers	57 69	320	H	Texas Southern	86 36								
57	H	Long Beach St.	59 53	98	N	Maine	41 52								
197	A	Little Rock	57 51	215	N	Marist	72 49								
270	H	La.-Monroe	61 54	30	N	Purdue	52 69								
147	A	Wake Forest	57 60	48	A	Tulane	63 67								

Non-Div I Games:

LSU

Average RPI Win:	296	WON-LOST	WINNING	LAST 10	STRENGTH OF	OPP. STRENGTH	TEAM	ADJ.	CONF.	ADJ CONF.
Average RPI Loss:	160	RECORD	PCT. RANK	GAMES	SCHEDULE	OF SCHEDULE	RPI	RPI	RPI	RPI
DIV. I ONLY	1- 9	325	1- 9	154	285	290	290	9	9	
DIV. I NON-CONF.	1- 9	323	1- 9	157	283	290	290	9	9	
TOTALS	RPI 1-25	RPI 26-50	W-L RECORDS	RPI 51-100	RPI 101-150	RPI 150+				
1- 9	0- 0	0- 1	OVERALL	0- 0	0- 4	1- 4				
0- 4	0- 0	0- 0	HOME	0- 0	0- 3	0- 1				
1- 4	0- 0	0- 1	AWAY	0- 0	0- 1	1- 2				
0- 1	0- 0	0- 0	NEUTRAL	0- 0	0- 0	0- 1				
1- 9	0- 0	0- 1	NON-CONFERENCE	0- 0	0- 4	1- 4				
0- 4	0- 0	0- 0	HOME	0- 0	0- 3	0- 1				
1- 4	0- 0	0- 1	AWAY	0- 0	0- 1	1- 2				
0- 1	0- 0	0- 0	NEUTRAL	0- 0	0- 0	0- 1				
0- 0	0- 0	0- 0	CONFERENCE	0- 0	0- 0	0- 0				
0- 0	0- 0	0- 0	HOME	0- 0	0- 0	0- 0				
0- 0	0- 0	0- 0	AWAY	0- 0	0- 0	0- 0				
0- 0	0- 0	0- 0	NEUTRAL	0- 0	0- 0	0- 0				

RPI S	Opponent	Score	RPI S	Opponent	Score	RPI S	Opponent	Score	RPI S	Opponent	Score	Team's RPI: 290
			33 A	Miami (FL)	58 86				103 H	Villanova	56 67	
									128 H	Temple	48 77	
									141 H	Robert Morris	45 76	
									147 A	Wake Forest	53 61	
									174 H	North Texas	63 69	
									202 A	UMBC	29 60	
									233 N	Milwaukee	53 69	
									281 A	Fairfield	59 62	
									296 A	Howard	71 68	
LAST 12 Division I GAMES:												
103 H	Villanova	56 67	202 A	UMBC	29 60							
174 H	North Texas	63 69	296 A	Howard	71 68							
128 H	Temple	48 77	33 A	Miami (FL)	58 86							
281 A	Fairfield	59 62	233 N	Milwaukee	53 69							
			147 A	Wake Forest	53 61							
			141 H	Robert Morris	45 76							

Non-Div I Games:

La Salle

■ Loss,
 ■ Non-Conf,
 ■ S Site,
 ■ H Home
 ■ A Away
 N Neutral

Average RPI Win: 259		WON-LOST	WINNING	LAST 10	STRENGTH OF	OPP. STRENGTH	TEAM	ADJ.	CONF.	ADJ CONF.
Average RPI Loss: 215		RECORD	PCT. RANK	GAMES	SCHEDULE	OF SCHEDULE	RPI	RPI	RPI	RPI
DIV. I ONLY		5- 2	83	5- 2	341	191	180	180	19	19
DIV. I NON-CONF.		4- 2	97	4- 2	344	166	202	202	19	19
TOTALS	RPI 1-25		RPI 26-50		W-L RECORDS	RPI 51-100	RPI 101-150		RPI 150+	
5- 2	0- 0		0- 0		OVERALL	0- 0	0- 0		5- 2	
1- 0	0- 0		0- 0		HOME	0- 0	0- 0		1- 0	
2- 2	0- 0		0- 0		AWAY	0- 0	0- 0		2- 2	
2- 0	0- 0		0- 0		NEUTRAL	0- 0	0- 0		2- 0	
4- 2	0- 0		0- 0		NON-CONFERENCE	0- 0	0- 0		4- 2	
1- 0	0- 0		0- 0		HOME	0- 0	0- 0		1- 0	
1- 2	0- 0		0- 0		AWAY	0- 0	0- 0		1- 2	
2- 0	0- 0		0- 0		NEUTRAL	0- 0	0- 0		2- 0	
1- 0	0- 0		0- 0		CONFERENCE	0- 0	0- 0		1- 0	
0- 0	0- 0		0- 0		HOME	0- 0	0- 0		0- 0	
1- 0	0- 0		0- 0		AWAY	0- 0	0- 0		1- 0	
0- 0	0- 0		0- 0		NEUTRAL	0- 0	0- 0		0- 0	

RPI 1-25				RPI 26-50				RPI 51-100				RPI 101+				Team's RPI: 180	
RPI	S	Opponent	Score	RPI	S	Opponent	Score	RPI	S	Opponent	Score	RPI	S	Opponent	Score		
												182	A	Ole Miss	82	78	
												204	A	Houston	51	52	
												225	A	Louisiana Tech	62	79	
												254	N	Arkansas	67	59	
												270	A	La.-Monroe	71	52	
												272	H	UC Santa Barbara	61	42	
												319	N	Sacred Heart	60	58	
LAST 12 Division I GAMES:																	
				225	A	Louisiana Tech	62	79	254	N	Arkansas	67	59				
				272	H	UC Santa Barbara	61	42	204	A	Houston	51	52				
				270	A	La.-Monroe	71	52	182	A	Ole Miss	82	78				
				319	N	Sacred Heart	60	58									

Non-Div I Games:	Southern-N.O.	81	28	Dillard	84	36
------------------	---------------	----	----	---------	----	----

La.-Lafayette

■ Loss, ■ Non-Conf, S Site, H Home A Away N Neutral

La.-Monroe

Through Games Of Dec. 27, 2015

Average RPI Win:	327	WON-LOST	WINNING	LAST 10	STRENGTH OF	OPP. STRENGTH	TEAM	ADJ.	CONF.	ADJ CONF.
Average RPI Loss:	132	RECORD	PCT. RANK	GAMES	SCHEDULE	OF SCHEDULE	RPI	RPI	RPI	RPI
DIV. I ONLY	2- 4	234	2- 4	270	312	270	270	19	19	
DIV. I NON-CONF.	2- 3	203	2- 3	317	260	245	245	19	19	
TOTALS	RPI 1-25	RPI 26-50	W-L RECORDS	RPI 51-100	RPI 101-150	RPI 150+				
2- 4	0- 0	0- 0	OVERALL	0- 1	0- 2	2- 1				
1- 1	0- 0	0- 0	HOME	0- 0	0- 0	1- 1				
1- 3	0- 0	0- 0	AWAY	0- 1	0- 2	1- 0				
0- 0	0- 0	0- 0	NEUTRAL	0- 0	0- 0	0- 0				
2- 3	0- 0	0- 0	NON-CONFERENCE	0- 1	0- 2	2- 0				
1- 0	0- 0	0- 0	HOME	0- 0	0- 0	1- 0				
1- 3	0- 0	0- 0	AWAY	0- 1	0- 2	1- 0				
0- 0	0- 0	0- 0	NEUTRAL	0- 0	0- 0	0- 0				
0- 1	0- 0	0- 0	CONFERENCE	0- 0	0- 0	0- 1				
0- 1	0- 0	0- 0	HOME	0- 0	0- 0	0- 1				
0- 0	0- 0	0- 0	AWAY	0- 0	0- 0	0- 0				
0- 0	0- 0	0- 0	NEUTRAL	0- 0	0- 0	0- 0				

RPI 1-25				RPI 26-50				RPI 51-100				RPI 101+Team's RPI: 270					
RPI	S	Opponent	Score	RPI	S	Opponent	Score	RPI	S	Opponent	Score	RPI	S	Opponent	Score		
								97	A	McNeese St.	62	72	108	A	LSU	54	61
													142	A	TCU	42	80
													180	H	La.-Lafayette	52	71
													305	A	Southeastern La.	88	84
													348	H	Nicholls St.	69	57
LAST 12 Division I GAMES:																	
				180	H	La.-Lafayette	52	71	97	A	McNeese St.	62	72				
				305	A	Southeastern La.	88	84	348	H	Nicholls St.	69	57				
				108	A	LSU	54	61	142	A	TCU	42	80				

Non-Div I Games: LSU-Alexandria 73 42 Louisiana Col. 85 42 LSU-Shreveport 57 40 Dillard 70 46 La.-Monroe

Lafayette

Through Games Of Dec. 27, 2015

Average RPI Win:	318	WON-LOST	WINNING	LAST 10	STRENGTH OF	OPP. STRENGTH	TEAM	ADJ.	CONF.	ADJ CONF.
Average RPI Loss:	198	RECORD	PCT. RANK	GAMES	SCHEDULE	OF SCHEDULE	RPI	RPI	RPI	RPI
DIV. I ONLY	2- 7	277	2- 7	324	268	344	344	29	29	
DIV. I NON-CONF.	2- 6	270	2- 6	305	259	330	330	29	29	
TOTALS	RPI 1-25	RPI 26-50	W-L RECORDS	RPI 51-100	RPI 101-150	RPI 150+				
2- 7	0- 0	0- 1	OVERALL	0- 1	0- 0	2- 5				
2- 2	0- 0	0- 1	HOME	0- 0	0- 0	2- 1				
0- 5	0- 0	0- 0	AWAY	0- 1	0- 0	0- 4				
0- 0	0- 0	0- 0	NEUTRAL	0- 0	0- 0	0- 0				
2- 6	0- 0	0- 1	NON-CONFERENCE	0- 1	0- 0	2- 4				
2- 1	0- 0	0- 1	HOME	0- 0	0- 0	2- 0				
0- 5	0- 0	0- 0	AWAY	0- 1	0- 0	0- 4				
0- 0	0- 0	0- 0	NEUTRAL	0- 0	0- 0	0- 0				
0- 1	0- 0	0- 0	CONFERENCE	0- 0	0- 0	0- 1				
0- 1	0- 0	0- 0	HOME	0- 0	0- 0	0- 1				
0- 0	0- 0	0- 0	AWAY	0- 0	0- 0	0- 0				
0- 0	0- 0	0- 0	NEUTRAL	0- 0	0- 0	0- 0				

RPI 1-25				RPI 26-50				RPI 51-100				RPI 101+				Team's RPI: 344	
RPI	S	Opponent	Score	RPI	S	Opponent	Score	RPI	S	Opponent	Score	RPI	S	Opponent	Score		
				32	H	Duquesne	65 73	69	A	Penn	37 54	218	A	Fordham	49 61		
												232	A	Delaware	47 67		
												248	A	Hartford	50 55		
												280	H	Colgate	59 72		
												306	A	Wagner	48 69		
												314	H	St. Francis Brooklyn	77 59		
												322	H	Saint Peter's	72 69		
LAST 12 Division I GAMES:																	
				280	H	Colgate	59 72	322	H	Saint Peter's	72 69						
				306	A	Wagner	48 69	218	A	Fordham	49 61						
				314	H	St. Francis Brooklyn	77 59	248	A	Hartford	50 55						
								32	H	Duquesne	65 73						
								69	A	Penn	37 54						
								232	A	Delaware	47 67						

Non-Div I Games:

Lafayette

■ Loss,
 ■ Non-Conf,
 S Site,
 ■ Home
 ■ Away
 N Neutral

Average RPI Win:	0	WON-LOST	WINNING	LAST 10	STRENGTH OF	OPP. STRENGTH	TEAM	ADJ.	CONF.	ADJ CONF.
Average RPI Loss:	137	RECORD	PCT. RANK	GAMES	SCHEDULE	OF SCHEDULE	RPI	RPI	RPI	RPI
DIV. I ONLY	0- 7	338	0- 7	83	262	298	298	26	26	
DIV. I NON-CONF.	0- 7	335	0- 7	86	265	301	301	27	27	
TOTALS	RPI 1-25	RPI 26-50	W-L RECORDS	RPI 51-100	RPI 101-150	RPI 150+				
0- 7	0- 0	0- 1	OVERALL	0- 1	0- 2	0- 3				
0- 1	0- 0	0- 0	HOME	0- 0	0- 1	0- 0				
0- 6	0- 0	0- 1	AWAY	0- 1	0- 1	0- 3				
0- 0	0- 0	0- 0	NEUTRAL	0- 0	0- 0	0- 0				
0- 7	0- 0	0- 1	NON-CONFERENCE	0- 1	0- 2	0- 3				
0- 1	0- 0	0- 0	HOME	0- 0	0- 1	0- 0				
0- 6	0- 0	0- 1	AWAY	0- 1	0- 1	0- 3				
0- 0	0- 0	0- 0	NEUTRAL	0- 0	0- 0	0- 0				
0- 0	0- 0	0- 0	CONFERENCE	0- 0	0- 0	0- 0				
0- 0	0- 0	0- 0	HOME	0- 0	0- 0	0- 0				
0- 0	0- 0	0- 0	AWAY	0- 0	0- 0	0- 0				
0- 0	0- 0	0- 0	NEUTRAL	0- 0	0- 0	0- 0				

RPI 1-25			RPI 26-50			RPI 51-100			RPI 101+			Team's RPI: 298
RPI	S	Opponent	Score	RPI	S	Opponent	Score	RPI	S	Opponent	Score	
				36	A	Missouri	57 91	63	A	Oklahoma St.	45 90	
										104	H	Canisius 55 57
										112	A	Utah 67 71
										153	A	Loyola Chicago 71 82
										214	A	Northern Ariz. 63 75
										275	A	Prairie View 72 80
LAST 12 Division I GAMES:												
				36	A	Missouri	57 91	63	A	Oklahoma St.	45 90	
				104	H	Canisius	55 57					
				275	A	Prairie View	72 80					
				153	A	Loyola Chicago	71 82					
				214	A	Northern Ariz.	63 75					
				112	A	Utah	67 71					

Non-Div I Games: Tex. A&M-Kingsville 82 66 Schreiner 60 41 Louisiana Col. 99 34

Lamar

Loss, Non-Conf, S Site, H Home A Away N Neutral

Average RPI Win:	268	WON-LOST	WINNING	LAST 10	STRENGTH OF	OPP. STRENGTH	TEAM	ADJ.	CONF.	ADJ CONF.
Average RPI Loss:	111	RECORD	PCT. RANK	GAMES	SCHEDULE	OF SCHEDULE	RPI	RPI	RPI	RPI
DIV. I ONLY	6- 4	121	5- 4	333	70	230	230	29	29	
DIV. I NON-CONF.	6- 4	123	6- 4	334	71	232	232	29	29	
TOTALS	RPI 1-25	RPI 26-50	W-L RECORDS	RPI 51-100	RPI 101-150	RPI 150+				
6- 4	0- 0	0- 0	OVERALL	0- 2	0- 1	6- 1				
3- 2	0- 0	0- 0	HOME	0- 1	0- 1	3- 0				
3- 2	0- 0	0- 0	AWAY	0- 1	0- 0	3- 1				
0- 0	0- 0	0- 0	NEUTRAL	0- 0	0- 0	0- 0				
6- 4	0- 0	0- 0	NON-CONFERENCE	0- 2	0- 1	6- 1				
3- 2	0- 0	0- 0	HOME	0- 1	0- 1	3- 0				
3- 2	0- 0	0- 0	AWAY	0- 1	0- 0	3- 1				
0- 0	0- 0	0- 0	NEUTRAL	0- 0	0- 0	0- 0				
0- 0	0- 0	0- 0	CONFERENCE	0- 0	0- 0	0- 0				
0- 0	0- 0	0- 0	HOME	0- 0	0- 0	0- 0				
0- 0	0- 0	0- 0	AWAY	0- 0	0- 0	0- 0				
0- 0	0- 0	0- 0	NEUTRAL	0- 0	0- 0	0- 0				

RPI 1-25				RPI 26-50				RPI 51-100				RPI 101+				Team's RPI: 230	
RPI	S	Opponent	Score	RPI	S	Opponent	Score	RPI	S	Opponent	Score	RPI	S	Opponent	Score		
								66	A	Illinois	67	76	103	H	Villanova	44	65
								82	H	Saint Joseph's	62	63	164	A	Hampton	63	56
													167	H	Montana	80	53
													194	A	Rider	60	61
													294	A	Delaware St.	83	49
													318	H	Monmouth	95	88
													322	H	Saint Peter's	74	42
													341	A	NJIT	75	47
LAST 12 Division I GAMES:																	
				167	H	Montana	80	53					164	A	Hampton	63	56
				322	H	Saint Peter's	74	42					194	A	Rider	60	61
				294	A	Delaware St.	83	49					66	A	Illinois	67	76
				341	A	NJIT	75	47					82	H	Saint Joseph's	62	63
				318	H	Monmouth	95	88					103	H	Villanova	44	65

Non-Div I Games: Kutztown 81 51

Lehigh

Average RPI Win:	204	WON-LOST	WINNING	LAST 10	STRENGTH OF	OPP. STRENGTH	TEAM	ADJ.	CONF.	ADJ CONF.
Average RPI Loss:	71	RECORD	PCT. RANK	GAMES	SCHEDULE	OF SCHEDULE	RPI	RPI	RPI	RPI
DIV. I ONLY	3- 7	247	2- 7	27	90	150	150	27	27	
DIV. I NON-CONF.	2- 6	270	2- 6	12	18	108	108	26	26	
TOTALS	RPI 1-25	RPI 26-50	W-L RECORDS	RPI 51-100	RPI 101-150	RPI 150+				
3- 7	0- 3	0- 1	OVERALL	1- 1	0- 1	2- 1				
2- 2	0- 1	0- 0	HOME	1- 1	0- 0	1- 0				
1- 3	0- 1	0- 0	AWAY	0- 0	0- 1	1- 1				
0- 2	0- 1	0- 1	NEUTRAL	0- 0	0- 0	0- 0				
2- 6	0- 3	0- 1	NON-CONFERENCE	1- 1	0- 1	1- 0				
1- 2	0- 1	0- 0	HOME	1- 1	0- 0	0- 0				
1- 2	0- 1	0- 0	AWAY	0- 0	0- 1	1- 0				
0- 2	0- 1	0- 1	NEUTRAL	0- 0	0- 0	0- 0				
1- 1	0- 0	0- 0	CONFERENCE	0- 0	0- 0	1- 1				
1- 0	0- 0	0- 0	HOME	0- 0	0- 0	1- 0				
0- 1	0- 0	0- 0	AWAY	0- 0	0- 0	0- 1				
0- 0	0- 0	0- 0	NEUTRAL	0- 0	0- 0	0- 0				

RPI 1-25				RPI 26-50				RPI 51-100				RPI 101+ Team's RPI: 150			
RPI	S	Opponent	Score	RPI	S	Opponent	Score	RPI	S	Opponent	Score	RPI	S	Opponent	Score
7	A	Duke	41 79	41	N	California	72 77	55	H	Elon	72 63	119	A	James Madison	56 72
15	H	Seton Hall	56 92					75	H	North Carolina St.	53 61	222	A	Gardner-Webb	57 61
17	N	Ohio St.	65 75									239	A	Appalachian St.	74 68
												317	H	Charleston So.	51 40
LAST 12 Division I GAMES:															
7	A	Duke	41 79	15	H	Seton Hall	56 92	317	H	Charleston So.	51 40	222	A	Gardner-Webb	57 61
75	H	North Carolina St.	53 61	55	H	Elon	72 63	41	N	California	72 77	17	N	Ohio St.	65 75
239	A	Appalachian St.	74 68	119	A	James Madison	56 72								

Non-Div I Games: Shepherd 69 57

Liberty

■ Loss,
 ■ Non-Conf,
 ■ S Site,
 ■ H Home
 ■ A Away
 N Neutral

Average RPI Win: 300	WON-LOST	WINNING	LAST 10	STRENGTH OF	OPP. STRENGTH	TEAM	ADJ.	CONF.	ADJ CONF.
Average RPI Loss: 187	RECORD	PCT. RANK	GAMES	SCHEDULE	OF SCHEDULE	RPI	RPI	RPI	RPI
DIV. I ONLY	2- 10	307	1- 8	295	298	335	335	28	28
DIV. I NON-CONF.	2- 10	301	2- 9	293	297	338	338	28	28
TOTALS	RPI 1-25	RPI 26-50	W-L RECORDS	RPI 51-100	RPI 101-150	RPI 150+			
2- 10	0- 0	0- 0	OVERALL	0- 3	0- 1	2- 6			
1- 6	0- 0	0- 0	HOME	0- 3	0- 0	1- 3			
1- 3	0- 0	0- 0	AWAY	0- 0	0- 1	1- 2			
0- 1	0- 0	0- 0	NEUTRAL	0- 0	0- 0	0- 1			
2- 10	0- 0	0- 0	NON-CONFERENCE	0- 3	0- 1	2- 6			
1- 6	0- 0	0- 0	HOME	0- 3	0- 0	1- 3			
1- 3	0- 0	0- 0	AWAY	0- 0	0- 1	1- 2			
0- 1	0- 0	0- 0	NEUTRAL	0- 0	0- 0	0- 1			
0- 0	0- 0	0- 0	CONFERENCE	0- 0	0- 0	0- 0			
0- 0	0- 0	0- 0	HOME	0- 0	0- 0	0- 0			
0- 0	0- 0	0- 0	AWAY	0- 0	0- 0	0- 0			
0- 0	0- 0	0- 0	NEUTRAL	0- 0	0- 0	0- 0			

RPI 1-25				RPI 26-50				RPI 51-100				RPI 101+				Team's RPI: 335	
RPI	S	Opponent	Score	RPI	S	Opponent	Score	RPI	S	Opponent	Score	RPI	S	Opponent	Score		
								84	H	Western Ky.	56	64	106	A	Wright St.	65	92
								85	H	Belmont	68	90	186	H	Southeast Mo. St.	69	84
								91	H	Ball St.	60	72	219	H	Morehead St.	77	92
													244	A	Tennessee St.	65	77
													246	A	Tennessee Tech	70	81
													291	H	Loyola Maryland	52	57
													299	A	Ga. Southern	66	55
													300	H	Murray St.	93	85
													320	N	Texas Southern	62	66
LAST 12 Division I GAMES:																	
				84	H	Western Ky.	56	64	186	H	Southeast Mo. St.	69	84				
				244	A	Tennessee St.	65	77	219	H	Morehead St.	77	92				
				91	H	Ball St.	60	72	85	H	Belmont	68	90				
				106	A	Wright St.	65	92	320	N	Texas Southern	62	66				
				299	A	Ga. Southern	66	55	300	H	Murray St.	93	85				
				291	H	Loyola Maryland	52	57	246	A	Tennessee Tech	70	81				

Non-Div I Games: North Ala. 88 67

Lipscomb

Little Rock

Through Games Of Dec. 27, 2015

Average RPI Win:	173	WON-LOST	WINNING	LAST 10	STRENGTH OF	OPP. STRENGTH	TEAM	ADJ.	CONF.	ADJ CONF.
Average RPI Loss:	91	RECORD	PCT. RANK	GAMES	SCHEDULE	OF SCHEDULE	RPI	RPI	RPI	RPI
DIV. I ONLY	2- 7	277	2- 7	66	60	197	197	19	19	
DIV. I NON-CONF.	2- 7	276	2- 7	71	61	197	197	19	19	
TOTALS	RPI 1-25	RPI 26-50	W-L RECORDS	RPI 51-100	RPI 101-150	RPI 150+				
2- 7	0- 1	0- 3	OVERALL	0- 0	1- 2	1- 1				
1- 4	0- 1	0- 0	HOME	0- 0	1- 2	0- 1				
1- 3	0- 0	0- 3	AWAY	0- 0	0- 0	1- 0				
0- 0	0- 0	0- 0	NEUTRAL	0- 0	0- 0	0- 0				
2- 7	0- 1	0- 3	NON-CONFERENCE	0- 0	1- 2	1- 1				
1- 4	0- 1	0- 0	HOME	0- 0	1- 2	0- 1				
1- 3	0- 0	0- 3	AWAY	0- 0	0- 0	1- 0				
0- 0	0- 0	0- 0	NEUTRAL	0- 0	0- 0	0- 0				
0- 0	0- 0	0- 0	CONFERENCE	0- 0	0- 0	0- 0				
0- 0	0- 0	0- 0	HOME	0- 0	0- 0	0- 0				
0- 0	0- 0	0- 0	AWAY	0- 0	0- 0	0- 0				
0- 0	0- 0	0- 0	NEUTRAL	0- 0	0- 0	0- 0				

RPI 1-25				RPI 26-50				RPI 51-100				RPI 101+ Team's RPI: 197			
RPI	S	Opponent	Score	RPI	S	Opponent	Score	RPI	S	Opponent	Score	RPI	S	Opponent	Score
22	H	Texas	56 66	26	A	Texas A&M	39 69					108	H	LSU	51 57
				43	A	Oklahoma	52 65					115	H	Missouri St.	58 64
				48	A	Tulane	53 69					144	H	Memphis	61 53
												201	A	Oral Roberts	66 52
												276	H	Tulsa	63 74
LAST 12 Division I GAMES:															
26	A	Texas A&M	39 69	22	H	Texas	56 66								
115	H	Missouri St.	58 64	43	A	Oklahoma	52 65								
276	H	Tulsa	63 74	144	H	Memphis	61 53								
				201	A	Oral Roberts	66 52								
				108	H	LSU	51 57								
				48	A	Tulane	53 69								

Non-Div I Games:

Little Rock

Loss, Non-Conf, S Site, H Home A Away N Neutral

Average RPI Win:	173	WON-LOST	WINNING	LAST 10	STRENGTH OF	OPP. STRENGTH	TEAM	ADJ.	CONF.	ADJ CONF.
Average RPI Loss:	82	RECORD	PCT. RANK	GAMES	SCHEDULE	OF SCHEDULE	RPI	RPI	RPI	RPI
DIV. I ONLY	9- 3	63	7- 3	119	58	57	57	21	21	
DIV. I NON-CONF.	9- 3	63	9- 3	120	59	56	56	21	21	
TOTALS	RPI 1-25	RPI 26-50	W-L RECORDS	RPI 51-100	RPI 101-150	RPI 150+				
9- 3	1- 1	0- 0	OVERALL	0- 0	3- 2	5- 0				
5- 1	1- 0	0- 0	HOME	0- 0	2- 1	2- 0				
2- 2	0- 1	0- 0	AWAY	0- 0	1- 1	1- 0				
2- 0	0- 0	0- 0	NEUTRAL	0- 0	0- 0	2- 0				
9- 3	1- 1	0- 0	NON-CONFERENCE	0- 0	3- 2	5- 0				
5- 1	1- 0	0- 0	HOME	0- 0	2- 1	2- 0				
2- 2	0- 1	0- 0	AWAY	0- 0	1- 1	1- 0				
2- 0	0- 0	0- 0	NEUTRAL	0- 0	0- 0	2- 0				
0- 0	0- 0	0- 0	CONFERENCE	0- 0	0- 0	0- 0				
0- 0	0- 0	0- 0	HOME	0- 0	0- 0	0- 0				
0- 0	0- 0	0- 0	AWAY	0- 0	0- 0	0- 0				
0- 0	0- 0	0- 0	NEUTRAL	0- 0	0- 0	0- 0				

RPI 1-25				RPI 26-50				RPI 51-100				Team's RPI: 57				RPI 101+			
RPI	S	Opponent	Score	RPI	S	Opponent	Score	RPI	S	Opponent	Score	RPI	S	Opponent	Score	RPI	S	Opponent	Score
2	A	Southern California	43 69													108	A	LSU	53 59
20	H	UTEP	47 40													126	A	Pacific	68 60
																127	H	Colorado	59 42
																133	H	UNLV	67 63
																136	H	San Francisco	52 66
																170	N	Northwestern St.	60 59
																204	A	Houston	47 41
																214	N	Northern Ariz.	69 48
																240	H	San Diego St.	74 54
																327	H	Portland St.	89 71
LAST 12 Division I GAMES:																			
133	H	UNLV	67 63	170	N	Northwestern St.	60 59												
20	H	UTEP	47 40	214	N	Northern Ariz.	69 48												
2	A	Southern California	43 69	108	A	LSU	53 59												
136	H	San Francisco	52 66	204	A	Houston	47 41												
127	H	Colorado	59 42	327	H	Portland St.	89 71												
126	A	Pacific	68 60	240	H	San Diego St.	74 54												

Non-Div I Games:

Long Beach St.

■ Loss,
■ Non-Conf,
S Site,
■ Home
■ Away
N Neutral

Longwood

Through Games Of Dec. 27, 2015

Average RPI Win:	349	WON-LOST	WINNING	LAST 10	STRENGTH OF	OPP. STRENGTH	TEAM	ADJ.	CONF.	ADJ CONF.
Average RPI Loss:	171	RECORD	PCT. RANK	GAMES	SCHEDULE	OF SCHEDULE	RPI	RPI	RPI	RPI
DIV. I ONLY	1- 8	321	1- 7	281	239	340	340	27	27	
DIV. I NON-CONF.	1- 6	308	1- 6	166	277	289	289	26	26	
TOTALS	RPI 1-25	RPI 26-50	W-L RECORDS	RPI 51-100	RPI 101-150	RPI 150+				
1- 8	0- 0	0- 1	OVERALL	0- 2	0- 1	1- 4				
1- 1	0- 0	0- 0	HOME	0- 0	0- 0	1- 1				
0- 7	0- 0	0- 0	AWAY	0- 0	0- 0	0- 0				
0- 0	0- 0	0- 0	NEUTRAL	0- 0	0- 0	0- 0				
1- 6	0- 0	0- 1	NON-CONFERENCE	0- 2	0- 1	1- 2				
1- 0	0- 0	0- 0	HOME	0- 0	0- 0	1- 0				
0- 6	0- 0	0- 1	AWAY	0- 2	0- 1	0- 2				
0- 0	0- 0	0- 0	NEUTRAL	0- 0	0- 0	0- 0				
0- 2	0- 0	0- 0	CONFERENCE	0- 0	0- 0	0- 2				
0- 1	0- 0	0- 0	HOME	0- 0	0- 0	0- 1				
0- 1	0- 0	0- 0	AWAY	0- 0	0- 0	0- 1				
0- 0	0- 0	0- 0	NEUTRAL	0- 0	0- 0	0- 0				

RPI 1-25				RPI 26-50				RPI 51-100				RPI 101+				Team's RPI: 340	
RPI	S	Opponent	Score	RPI	S	Opponent	Score	RPI	S	Opponent	Score	RPI	S	Opponent	Score		
				39	A	West Virginia	43 74	73	A	Oregon St.	45 110	119	A	James Madison	30 88		
								92	A	Virginia	46 81	234	A	UNCG	60 81		
												250	A	High Point	68 79		
												267	H	Presbyterian	38 59		
												294	A	Delaware St.	63 88		
												349	H	N.C. Central	60 49		
LAST 12 Division I GAMES:																	
				294	A	Delaware St.	63 88	92	A	Virginia	46 81						
				39	A	West Virginia	43 74	119	A	James Madison	30 88						
				267	H	Presbyterian	38 59	73	A	Oregon St.	45 110						
				250	A	High Point	68 79										
				234	A	UNCG	60 81										
				349	H	N.C. Central	60 49										

Non-Div I Games: Notre Dame (MD) 83 32 N.C. Wesleyan 100 57

Longwood

■ Loss,
 ■ Non-Conf,
 ■ S Site,
 ■ H Home
 ■ A Away
 N Neutral

Average RPI Win:	267	WON-LOST	WINNING	LAST 10	STRENGTH OF	OPP. STRENGTH	TEAM	ADJ.	CONF.	ADJ CONF.
Average RPI Loss:	113	RECORD	PCT. RANK	GAMES	SCHEDULE	OF SCHEDULE	RPI	RPI	RPI	RPI
DIV. I ONLY	4- 6	204	1- 0	170	284	225	225	11	11	
DIV. I NON-CONF.	4- 6	203	1- 0	174	282	226	226	11	11	
TOTALS	RPI 1-25	RPI 26-50	W-L RECORDS	RPI 51-100	RPI 101-150	RPI 150+				
4- 6	0- 0	0- 1	OVERALL	0- 3	0- 1	4- 1				
2- 3	0- 0	0- 0	HOME	0- 2	0- 0	2- 1				
1- 2	0- 0	0- 0	AWAY	0- 0	0- 0	1- 0				
1- 1	0- 0	0- 1	NEUTRAL	0- 0	0- 0	1- 0				
4- 6	0- 0	0- 1	NON-CONFERENCE	0- 3	0- 1	4- 1				
2- 3	0- 0	0- 0	HOME	0- 2	0- 0	2- 1				
1- 2	0- 0	0- 0	AWAY	0- 1	0- 1	1- 0				
1- 1	0- 0	0- 1	NEUTRAL	0- 0	0- 0	1- 0				
0- 0	0- 0	0- 0	CONFERENCE	0- 0	0- 0	0- 0				
0- 0	0- 0	0- 0	HOME	0- 0	0- 0	0- 0				
0- 0	0- 0	0- 0	AWAY	0- 0	0- 0	0- 0				
0- 0	0- 0	0- 0	NEUTRAL	0- 0	0- 0	0- 0				

RPI 1-25				RPI 26-50				RPI 51-100				RPI 101+				Team's RPI: 225	
RPI	S	Opponent	Score	RPI	S	Opponent	Score	RPI	S	Opponent	Score	RPI	S	Opponent	Score		
				37	N	UCLA	57 68	60	A	Arizona	67 77	137	A	Wisconsin	65 79		
								71	H	Mississippi St.	63 93	180	H	La.-Lafayette	79 62		
								97	H	McNeese St.	71 74	253	H	Stephen F. Austin	76 44		
												275	H	Prairie View	68 77		
												286	N	Denver	58 53		
												348	A	Nicholls St.	58 55		
LAST 12 Division I GAMES:																	
				71	H	Mississippi St.	63 93	286	N	Denver	58 53						
				60	A	Arizona	67 77	97	H	McNeese St.	71 74						
				348	A	Nicholls St.	58 55	180	H	La.-Lafayette	79 62						
				275	H	Prairie View	68 77	137	A	Wisconsin	65 79						
				37	N	UCLA	57 68										
				253	H	Stephen F. Austin	76 44										

Non-Div I Games: Loyola (LA) 76 40

Louisiana Tech

Average RPI Win:	193	WON-LOST	WINNING	LAST 10	STRENGTH OF	OPP. STRENGTH	TEAM	ADJ.	CONF.	ADJ CONF.
Average RPI Loss:	35	RECORD	PCT. RANK	GAMES	SCHEDULE	OF SCHEDULE	RPI	RPI	RPI	RPI
DIV. I ONLY	7- 5	134	7- 3	42	54	64	64	4	4	
DIV. I NON-CONF.	7- 5	137	7- 5	47	56	64	64	4	4	
TOTALS	RPI 1-25	RPI 26-50	W-L RECORDS	RPI 51-100	RPI 101-150	RPI 150+				
7- 5	1- 2	0- 2	OVERALL	0- 1	1- 0	5- 0				
3- 1	0- 0	0- 1	HOME	0- 0	1- 0	2- 0				
3- 2	1- 1	0- 0	AWAY	0- 1	0- 0	2- 0				
1- 2	0- 1	0- 1	NEUTRAL	0- 0	0- 0	1- 0				
7- 5	1- 2	0- 2	NON-CONFERENCE	0- 1	1- 0	5- 0				
3- 1	0- 0	0- 1	HOME	0- 0	1- 0	2- 0				
3- 2	1- 1	0- 0	AWAY	0- 1	0- 0	2- 0				
1- 2	0- 1	0- 1	NEUTRAL	0- 0	0- 0	1- 0				
0- 0	0- 0	0- 0	CONFERENCE	0- 0	0- 0	0- 0				
0- 0	0- 0	0- 0	HOME	0- 0	0- 0	0- 0				
0- 0	0- 0	0- 0	AWAY	0- 0	0- 0	0- 0				
0- 0	0- 0	0- 0	NEUTRAL	0- 0	0- 0	0- 0				

RPI 1-25				RPI 26-50				RPI 51-100				RPI 101+			
RPI	S	Opponent	Score	RPI	S	Opponent	Score	RPI	S	Opponent	Score	RPI	S	Opponent	Score
5	A	Kentucky	54 72	30	N	Purdue	60 62	84	A	Western Ky.	69 71	118	H	IUPUI	70 61
14	N	Dayton	66 79	41	H	California	71 75					157	A	Col. of Charleston	71 67
21	A	Michigan St.	85 78									215	N	Marist	65 53
												246	A	Tennessee Tech	76 54
												265	H	Valparaiso	75 42
												331	H	Dartmouth	94 52
LAST 12 Division I GAMES:															
265	H	Valparaiso	75 42	157	A	Col. of Charleston	71 67								
21	A	Michigan St.	85 78	246	A	Tennessee Tech	76 54								
14	N	Dayton	66 79	331	H	Dartmouth	94 52								
30	N	Purdue	60 62	118	H	IUPUI	70 61								
215	N	Marist	65 53	5	A	Kentucky	54 72								
84	A	Western Ky.	69 71	41	H	California	71 75								

Non-Div I Games:

Louisville

Average RPI Win: 225		WON-LOST	WINNING	LAST 10	STRENGTH OF	OPP. STRENGTH	TEAM	ADJ.	CONF.	ADJ CONF.
Average RPI Loss: 64		RECORD	PCT. RANK	GAMES	SCHEDULE	OF SCHEDULE	RPI	RPI	RPI	RPI
DIV. I ONLY		3- 7	247	3- 7	45	43	153	153	18	18
DIV. I NON-CONF.		3- 7	246	3- 7	52	45	153	153	18	18
TOTALS	RPI 1-25	RPI 26-50		W-L RECORDS		RPI 51-100	RPI 101-150	RPI 150+		
3- 7	0- 2	1- 1		OVERALL		0- 2	0- 2	2- 0		
1- 4	0- 0	0- 1		HOME		0- 2	0- 1	1- 0		
2- 3	0- 2	1- 0		AWAY		0- 0	0- 1	1- 0		
0- 0	0- 0	0- 0		NEUTRAL		0- 0	0- 0	0- 0		
3- 7	0- 2	1- 1		NON-CONFERENCE		0- 2	0- 2	2- 0		
1- 4	0- 0	0- 1		HOME		0- 2	0- 1	1- 0		
2- 3	0- 2	1- 0		AWAY		0- 0	0- 1	1- 0		
0- 0	0- 0	0- 0		NEUTRAL		0- 0	0- 0	0- 0		
0- 0	0- 0	0- 0		CONFERENCE		0- 0	0- 0	0- 0		
0- 0	0- 0	0- 0		HOME		0- 0	0- 0	0- 0		
0- 0	0- 0	0- 0		AWAY		0- 0	0- 0	0- 0		
0- 0	0- 0	0- 0		NEUTRAL		0- 0	0- 0	0- 0		

RPI 1-25					RPI 26-50					RPI 51-100					RPI 101+					Team's RPI: 153	
RPI	S	Opponent	Score		RPI	S	Opponent	Score		RPI	S	Opponent	Score		RPI	S	Opponent	Score			
10	A	Green Bay	51	65	33	H	Miami (FL)	50	77	76	H	Northwestern	72	81	102	H	Central Mich.	59	68		
21	A	Michigan St.	47	76	35	A	DePaul	88	75	95	H	Western Mich.	45	68	113	A	Georgia Tech	77	84		
															298	H	Lamar	82	71		
															342	A	Eastern Ill.	86	75		
LAST 12 Division I GAMES:																					
					298	H	Lamar	82	71	35	A	DePaul	88	75							
					102	H	Central Mich.	59	68	10	A	Green Bay	51	65							
					33	H	Miami (FL)	50	77	76	H	Northwestern	72	81							
					342	A	Eastern Ill.	86	75	21	A	Michigan St.	47	76							
					113	A	Georgia Tech	77	84	95	H	Western Mich.	45	68							

Non-Div I Games:

Loyola Chicago

■ Loss, ■ Non-Conf, S Site, H Home A Away N Neutral

Loyola Maryland

Through Games Of Dec. 27, 2015

Average RPI Win:	321	WON-LOST	WINNING	LAST 10	STRENGTH OF	OPP. STRENGTH	TEAM	ADJ.	CONF.	ADJ CONF.
Average RPI Loss:	189	RECORD	PCT. RANK	GAMES	SCHEDULE	OF SCHEDULE	RPI	RPI	RPI	RPI
DIV. I ONLY	3- 8	263	2- 8	265	341	291	291	29	29	
DIV. I NON-CONF.	3- 8	262	3- 8	267	340	292	292	29	29	
TOTALS	RPI 1-25	RPI 26-50	W-L RECORDS	RPI 51-100	RPI 101-150	RPI 150+				
3- 8	0- 0	0- 0	OVERALL	0- 1	0- 1	3- 6				
1- 3	0- 0	0- 0	HOME	0- 0	0- 0	1- 3				
2- 5	0- 0	0- 0	AWAY	0- 1	0- 1	2- 3				
0- 0	0- 0	0- 0	NEUTRAL	0- 0	0- 0	0- 0				
3- 8	0- 0	0- 0	NON-CONFERENCE	0- 1	0- 1	3- 6				
1- 3	0- 0	0- 0	HOME	0- 0	0- 0	1- 3				
2- 5	0- 0	0- 0	AWAY	0- 1	0- 1	2- 3				
0- 0	0- 0	0- 0	NEUTRAL	0- 0	0- 0	0- 0				
0- 0	0- 0	0- 0	CONFERENCE	0- 0	0- 0	0- 0				
0- 0	0- 0	0- 0	HOME	0- 0	0- 0	0- 0				
0- 0	0- 0	0- 0	AWAY	0- 0	0- 0	0- 0				
0- 0	0- 0	0- 0	NEUTRAL	0- 0	0- 0	0- 0				

RPI S	Opponent	Score	RPI S	Opponent	Score	RPI S	Opponent	Score	RPI S	Opponent	Score	Team's RPI: 291
						56 A	Maryland	47 97	103 A	Villanova	55 67	
									175 H	William & Mary	61 62	
									185 A	Columbia	53 63	
									196 A	Old Dominion	41 64	
									202 H	UMBC	46 52	
									281 H	Fairfield	45 71	
									295 A	Mt. St. Mary's	65 63	
									314 A	St. Francis Brooklyn	54 64	
									334 H	Norfolk St.	75 67	
									335 A	Lipscomb	57 52	
LAST 12 Division I GAMES:												
314 A	St. Francis Brooklyn	54 64	202 H	UMBC	46 52							
334 H	Norfolk St.	75 67	56 A	Maryland	47 97							
281 H	Fairfield	45 71	295 A	Mt. St. Mary's	65 63							
103 A	Villanova	55 67	196 A	Old Dominion	41 64							
335 A	Lipscomb	57 52	185 A	Columbia	53 63							
			175 H	William & Mary	61 62							

Non-Div I Games:

Loyola Maryland

Loss, Non-Conf, S Site, H Home A Away N Neutral

Average RPI Win:	291	WON-LOST	WINNING	LAST 10	STRENGTH OF	OPP. STRENGTH	TEAM	ADJ.	CONF.	ADJ CONF.
Average RPI Loss:	137	RECORD	PCT. RANK	GAMES	SCHEDULE	OF SCHEDULE	RPI	RPI	RPI	RPI
DIV. I ONLY	5- 8	218	1- 0	326	105	292	292	8	8	
DIV. I NON-CONF.	4- 7	219	1- 0	328	125	293	293	8	8	
TOTALS	RPI 1-25	RPI 26-50	W-L RECORDS	RPI 51-100	RPI 101-150	RPI 150+				
5- 8	0- 0	0- 1	OVERALL	0- 2	0- 3	5- 2				
3- 3	0- 0	0- 0	HOME	0- 1	0- 0	3- 2				
1- 5	0- 0	0- 1	AWAY	0- 1	0- 3	1- 0				
1- 0	0- 0	0- 0	NEUTRAL	0- 0	0- 0	1- 0				
4- 7	0- 0	0- 1	NON-CONFERENCE	0- 1	0- 3	4- 2				
2- 2	0- 0	0- 0	HOME	0- 0	0- 0	2- 2				
1- 5	0- 0	0- 1	AWAY	0- 1	0- 3	1- 0				
1- 0	0- 0	0- 0	NEUTRAL	0- 0	0- 0	1- 0				
1- 1	0- 0	0- 0	CONFERENCE	0- 1	0- 0	1- 0				
1- 1	0- 0	0- 0	HOME	0- 1	0- 0	1- 0				
0- 0	0- 0	0- 0	AWAY	0- 0	0- 0	0- 0				
0- 0	0- 0	0- 0	NEUTRAL	0- 0	0- 0	0- 0				

RPI 1-25				RPI 26-50				RPI 51-100				RPI 101+				Team's RPI: 292	
RPI	S	Opponent	Score	RPI	S	Opponent	Score	RPI	S	Opponent	Score	RPI	S	Opponent	Score		
				36	A	Missouri	48 80	51	H	Gonzaga	59 66	127	A	Colorado	81 92		
								81	A	UC Riverside	62 80	138	A	Cal Poly	58 70		
												149	A	Hawaii	51 65		
												203	H	Seattle	69 78		
												240	H	San Diego St.	92 65		
												272	A	UC Santa Barbara	70 63		
												297	H	Portland	62 52		
												309	H	Cal St. Fullerton	73 75		
												312	N	Nevada	69 58		
												332	H	UC Irvine	95 50		
LAST 12 Division I GAMES:																	
332	H	UC Irvine	95 50	297	H	Portland	62 52										
51	H	Gonzaga	59 66	138	A	Cal Poly	58 70										
203	H	Seattle	69 78	240	H	San Diego St.	92 65										
312	N	Nevada	69 58	36	A	Missouri	48 80										
149	A	Hawaii	51 65	272	A	UC Santa Barbara	70 63										
309	H	Cal St. Fullerton	73 75	81	A	UC Riverside	62 80										

Non-Div I Games:

Loyola Marymount

■ Loss,
 ■ Non-Conf,
 S Site,
 ■ Home
 ■ Away
 N Neutral

Average RPI Win:	229	WON-LOST	WINNING	LAST 10	STRENGTH OF	OPP. STRENGTH	TEAM	ADJ.	CONF.	ADJ CONF.
Average RPI Loss:	77	RECORD	PCT. RANK	GAMES	SCHEDULE	OF SCHEDULE	RPI	RPI	RPI	RPI
DIV. I ONLY	8- 5	118	6- 3	167	119	98	98	20	20	
DIV. I NON-CONF.	8- 5	120	7- 4	171	118	97	97	20	20	
TOTALS	RPI 1-25	RPI 26-50	W-L RECORDS	RPI 51-100	RPI 101-150	RPI 150+				
8- 5	0- 1	0- 2	OVERALL	0- 0	2- 1	6- 1				
3- 0	0- 0	0- 0	HOME	0- 0	0- 0	3- 0				
3- 4	0- 0	0- 2	AWAY	0- 0	0- 1	3- 1				
2- 1	0- 1	0- 0	NEUTRAL	0- 0	2- 0	0- 0				
8- 5	0- 1	0- 2	NON-CONFERENCE	0- 0	2- 1	6- 1				
3- 0	0- 0	0- 0	HOME	0- 0	0- 0	3- 0				
3- 4	0- 0	0- 2	AWAY	0- 0	0- 1	3- 1				
2- 1	0- 1	0- 0	NEUTRAL	0- 0	2- 0	0- 0				
0- 0	0- 0	0- 0	CONFERENCE	0- 0	0- 0	0- 0				
0- 0	0- 0	0- 0	HOME	0- 0	0- 0	0- 0				
0- 0	0- 0	0- 0	AWAY	0- 0	0- 0	0- 0				
0- 0	0- 0	0- 0	NEUTRAL	0- 0	0- 0	0- 0				

RPI 1-25				RPI 26-50				RPI 51-100				Team's RPI: 98		RPI 101+			
RPI	S	Opponent	Score	RPI	S	Opponent	Score	RPI	S	Opponent	Score			RPI	S	Opponent	Score
14	N	Dayton	37 58	30	A	Purdue	33 56							107	A	Minnesota	64 91
				45	A	Boston College	48 55							108	N	LSU	52 41
														115	N	Missouri St.	69 65
														190	A	Northeastern	44 56
														198	A	Harvard	64 53
														205	H	Clemson	75 42
														251	H	Bryant	76 38
														288	H	Central Conn. St.	62 42
														331	A	Dartmouth	59 41
														333	A	North Dakota St.	82 51
LAST 12 Division I GAMES:																	
				30	A	Purdue	33 56					251	H	Bryant	76 38		
				205	H	Clemson	75 42					331	A	Dartmouth	59 41		
				288	H	Central Conn. St.	62 42					190	A	Northeastern	44 56		
				333	A	North Dakota St.	82 51					108	N	LSU	52 41		
				107	A	Minnesota	64 91					115	N	Missouri St.	69 65		
				45	A	Boston College	48 55					14	N	Dayton	37 58		

Non-Div I Games: Colby 82 42

Maine

■ Loss,
 ■ Non-Conf, S Site,
 ■ Home
 ■ Away
 N Neutral

RPI 1-25				RPI 26-50				RPI 51-100				RPI 101+				Team's RPI: 256	
RPI	S	Opponent	Score	RPI	S	Opponent	Score	RPI	S	Opponent	Score	RPI	S	Opponent	Score		
												132	H	Brown	80	56	
												135	A	Yale	36	62	
												173	H	Bucknell	56	61	
												184	A	Quinnipiac	52	42	
												195	A	American	48	52	
												218	H	Fordham	49	60	
												255	A	New Hampshire	57	72	
												301	A	Fairleigh Dickinson	85	78	
												303	A	Holy Cross	44	58	
												314	H	St. Francis Brooklyn	61	53	
												326	H	Niagara	80	62	
LAST 12 Division I GAMES:																	
				195	A	American	48	52	303	A	Holy Cross	44	58				
				314	H	St. Francis Brooklyn	61	53	184	A	Quinnipiac	52	42				
				173	H	Bucknell	56	61	326	H	Niagara	80	62				
				218	H	Fordham	49	60	135	A	Yale	36	62				
				301	A	Fairleigh Dickinson	85	78	132	H	Brown	80	56				
									255	A	New Hampshire	57	72				

Manhattan

Page 156

Average RPI Win:	270	WON-LOST	WINNING	LAST 10	STRENGTH OF	OPP. STRENGTH	TEAM	ADJ.	CONF.	ADJ CONF.
Average RPI Loss:	99	RECORD	PCT. RANK	GAMES	SCHEDULE	OF SCHEDULE	RPI	RPI	RPI	RPI
DIV. I ONLY	3- 8	263	3- 7	140	144	215	215	25	25	
DIV. I NON-CONF.	1- 8	317	1- 8	134	101	261	261	24	24	
TOTALS	RPI 1-25	RPI 26-50	W-L RECORDS	RPI 51-100	RPI 101-150	RPI 150+				
3- 8	0- 0	0- 2	OVERALL	0- 2	0- 3	3- 1				
1- 2	0- 0	0- 0	HOME	0- 1	0- 0	1- 1				
2- 3	0- 0	0- 2	AWAY	0- 0	0- 1	2- 0				
0- 3	0- 0	0- 0	NEUTRAL	0- 1	0- 2	0- 0				
1- 8	0- 0	0- 2	NON-CONFERENCE	0- 2	0- 3	1- 1				
0- 2	0- 0	0- 0	HOME	0- 1	0- 0	0- 1				
1- 3	0- 0	0- 2	AWAY	0- 0	0- 1	1- 0				
0- 3	0- 0	0- 0	NEUTRAL	0- 1	0- 2	0- 0				
2- 0	0- 0	0- 0	CONFERENCE	0- 0	0- 0	2- 0				
1- 0	0- 0	0- 0	HOME	0- 0	0- 0	1- 0				
1- 0	0- 0	0- 0	AWAY	0- 0	0- 0	1- 0				
0- 0	0- 0	0- 0	NEUTRAL	0- 0	0- 0	0- 0				

RPI 1-25				RPI 26-50				RPI 51-100				RPI 101+				Team's RPI: 215	
RPI	S	Opponent	Score	RPI	S	Opponent	Score	RPI	S	Opponent	Score	RPI	S	Opponent	Score		
				31	A	St. John's (NY)	47 61	64	N	Louisville	53 65	108	N	LSU	49 72		
				50	A	South Dakota St.	68 77	67	H	Hofstra	67 71	115	N	Missouri St.	45 77		
												125	A	Creighton	46 89		
												184	H	Quinnipiac	56 47		
												232	H	Delaware	50 56		
												281	A	Fairfield	72 57		
												345	A	Boston U.	73 54		
LAST 12 Division I GAMES:																	
				67	H	Hofstra	67 71	184	H	Quinnipiac	56 47						
				345	A	Boston U.	73 54	115	N	Missouri St.	45 77						
				281	A	Fairfield	72 57	108	N	LSU	49 72						
				125	A	Creighton	46 89	64	N	Louisville	53 65						
				50	A	South Dakota St.	68 77	31	A	St. John's (NY)	47 61						
								232	H	Delaware	50 56						

Non-Div I Games:

Marist

■ Loss,
■ Non-Conf,
■ S Site,
■ H Home
■ A Away
N Neutral

Average RPI Win:	200	WON-LOST	WINNING	LAST 10	STRENGTH OF	OPP. STRENGTH	TEAM	ADJ.	CONF.	ADJ CONF.
Average RPI Loss:	71	RECORD	PCT. RANK	GAMES	SCHEDULE	OF SCHEDULE	RPI	RPI	RPI	RPI
DIV. I ONLY	5- 6	175	5- 5	28	141	86	86	6	6	
DIV. I NON-CONF.	5- 6	176	5- 6	30	144	86	86	6	6	
TOTALS	RPI 1-25	RPI 26-50	W-L RECORDS	RPI 51-100	RPI 101-150	RPI 150+				
5- 6	0- 2	0- 0	OVERALL	0- 2	2- 2	3- 0				
2- 2	0- 0	0- 0	HOME	0- 1	2- 1	0- 0				
2- 4	0- 2	0- 0	AWAY	0- 1	0- 1	2- 0				
1- 0	0- 0	0- 0	NEUTRAL	0- 0	0- 0	1- 0				
5- 6	0- 2	0- 0	NON-CONFERENCE	0- 2	2- 2	3- 0				
2- 2	0- 0	0- 0	HOME	0- 1	2- 1	0- 0				
2- 4	0- 2	0- 0	AWAY	0- 1	0- 1	2- 0				
1- 0	0- 0	0- 0	NEUTRAL	0- 0	0- 0	1- 0				
0- 0	0- 0	0- 0	CONFERENCE	0- 0	0- 0	0- 0				
0- 0	0- 0	0- 0	HOME	0- 0	0- 0	0- 0				
0- 0	0- 0	0- 0	AWAY	0- 0	0- 0	0- 0				
0- 0	0- 0	0- 0	NEUTRAL	0- 0	0- 0	0- 0				

RPI 1-25				RPI 26-50				RPI 51-100				Team's RPI: 86	RPI 101+			
RPI	S	Opponent	Score	RPI	S	Opponent	Score	RPI	S	Opponent	Score		RPI	S	Opponent	Score
10	A	Green Bay	55 75					62	A	South Dakota	69 97		101	H	Auburn	70 69
19	A	Arizona St.	80 90					73	H	Oregon St.	58 65		118	H	IUPUI	55 60
													137	H	Wisconsin	77 61
													145	A	Northern Ky.	78 83
													191	N	Richmond	98 80
													233	A	Milwaukee	101 81
													338	A	FIU	95 83
LAST 12 Division I GAMES:																
233	A	Milwaukee	101 81	73	H	Oregon St.	58 65									
19	A	Arizona St.	80 90	191	N	Richmond	98 80									
101	H	Auburn	70 69	338	A	FIU	95 83									
137	H	Wisconsin	77 61	62	A	South Dakota	69 97									
10	A	Green Bay	55 75	145	A	Northern Ky.	78 83									
				118	H	IUPUI	55 60									

Non-Div I Games:

Marquette

Average RPI Win:	266	WON-LOST	WINNING	LAST 10	STRENGTH OF	OPP. STRENGTH	TEAM	ADJ.	CONF.	ADJ CONF.
Average RPI Loss:	39	RECORD	PCT. RANK	GAMES	SCHEDULE	OF SCHEDULE	RPI	RPI	RPI	RPI
DIV. I ONLY	7- 1	28	7- 1	340	161	171	171	11	11	
DIV. I NON-CONF.	7- 1	28	7- 1	342	162	172	172	11	11	
TOTALS	RPI 1-25	RPI 26-50	W-L RECORDS	RPI 51-100	RPI 101-150	RPI 150+				
7- 1	0- 0	0- 1	OVERALL	0- 0	0- 0	7- 0				
6- 0	0- 0	0- 0	HOME	0- 0	0- 0	6- 0				
1- 0	0- 0	0- 0	AWAY	0- 0	0- 0	1- 0				
0- 1	0- 0	0- 1	NEUTRAL	0- 0	0- 0	0- 0				
7- 1	0- 0	0- 1	NON-CONFERENCE	0- 0	0- 0	7- 0				
6- 0	0- 0	0- 0	HOME	0- 0	0- 0	6- 0				
1- 0	0- 0	0- 0	AWAY	0- 0	0- 0	1- 0				
0- 1	0- 0	0- 1	NEUTRAL	0- 0	0- 0	0- 0				
0- 0	0- 0	0- 0	CONFERENCE	0- 0	0- 0	0- 0				
0- 0	0- 0	0- 0	HOME	0- 0	0- 0	0- 0				
0- 0	0- 0	0- 0	AWAY	0- 0	0- 0	0- 0				
0- 0	0- 0	0- 0	NEUTRAL	0- 0	0- 0	0- 0				

RPI 1-25			RPI 26-50			RPI 51-100			RPI 101+			Team's RPI: 171
RPI	S	Opponent	Score	RPI	S	Opponent	Score	RPI	S	Opponent	Score	
				39	N	West Virginia	60 66					
								181	H	Rhode Island	72 62	
								193	H	Cornell	73 47	
								219	A	Morehead St.	104 101	
								268	H	Saint Francis (PA)	81 73	
								323	H	Alabama A&M	81 45	
								334	H	Norfolk St.	81 67	
								341	H	NJIT	63 50	
LAST 12 Division I GAMES:												
				334	H	Norfolk St.	81 67	341	H	NJIT	63 50	
				268	H	Saint Francis (PA)	81 73	181	H	Rhode Island	72 62	
				39	N	West Virginia	60 66	219	A	Morehead St.	104 101	
				323	H	Alabama A&M	81 45					
				193	H	Cornell	73 47					

Non-Div I Games: Brescia 92 40 West Va. Tech 83 39

Marshall

Maryland

Through Games Of Dec. 27, 2015

Average RPI Win:	199	WON-LOST	WINNING	LAST 10	STRENGTH OF	OPP. STRENGTH	TEAM	ADJ.	CONF.	ADJ CONF.
Average RPI Loss:	0	RECORD	PCT. RANK	GAMES	SCHEDULE	OF SCHEDULE	RPI	RPI	RPI	RPI
DIV. I ONLY	11- 0	1	10- 0	297	59	56	56	3	3	
DIV. I NON-CONF.	11- 0	1	11- 0	294	60	55	55	3	3	
TOTALS	RPI 1-25	RPI 26-50	W-L RECORDS	RPI 51-100	RPI 101-150	RPI 150+				
11- 0	0- 0	2- 0	OVERALL	0- 0	1- 0	8- 0				
7- 0	0- 0	1- 0	HOME	0- 0	1- 0	5- 0				
1- 0	0- 0	0- 0	AWAY	0- 0	0- 0	1- 0				
3- 0	0- 0	1- 0	NEUTRAL	0- 0	0- 0	2- 0				
11- 0	0- 0	2- 0	NON-CONFERENCE	0- 0	1- 0	8- 0				
7- 0	0- 0	1- 0	HOME	0- 0	1- 0	5- 0				
1- 0	0- 0	0- 0	AWAY	0- 0	0- 0	1- 0				
3- 0	0- 0	1- 0	NEUTRAL	0- 0	0- 0	2- 0				
0- 0	0- 0	0- 0	CONFERENCE	0- 0	0- 0	0- 0				
0- 0	0- 0	0- 0	HOME	0- 0	0- 0	0- 0				
0- 0	0- 0	0- 0	AWAY	0- 0	0- 0	0- 0				
0- 0	0- 0	0- 0	NEUTRAL	0- 0	0- 0	0- 0				

RPI 1-25				RPI 26-50				RPI 51-100				Team's RPI: 56		RPI 101+			
RPI	S	Opponent	Score	RPI	S	Opponent	Score	RPI	S	Opponent	Score	RPI	S	Opponent	Score		
				47	H	Syracuse	82 64					139	H	Southern U.	94 61		
				50	N	South Dakota St.	62 55					154	N	Pittsburgh	70 49		
												196	N	Old Dominion	95 49		
												217	H	Detroit	97 41		
												250	H	High Point	105 50		
												269	A	UMES	106 30		
												283	H	UMass Lowell	102 53		
												288	H	Central Conn. St.	86 43		
												291	H	Loyola Maryland	97 47		
LAST 12 Division I GAMES:																	
				288	H	Central Conn. St.	86 43			269	A	UMES	106 30				
				47	H	Syracuse	82 64			139	H	Southern U.	94 61				
				154	N	Pittsburgh	70 49			291	H	Loyola Maryland	97 47				
				50	N	South Dakota St.	62 55			250	H	High Point	105 50				
				196	N	Old Dominion	95 49			283	H	UMass Lowell	102 53				
				217	H	Detroit	97 41										

Non-Div I Games:

Maryland

Loss, Non-Conf, S Site, H Home A Away N Neutral

Average RPI Win:	243	WON-LOST	WINNING	LAST 10	STRENGTH OF	OPP. STRENGTH	TEAM	ADJ.	CONF.	ADJ CONF.
Average RPI Loss:	132	RECORD	PCT. RANK	GAMES	SCHEDULE	OF SCHEDULE	RPI	RPI	RPI	RPI
DIV. I ONLY	5- 6	175	0- 1	262	113	208	208	9	9	
DIV. I NON-CONF.	5- 6	176	0- 1	265	111	210	210	9	9	
TOTALS	RPI 1-25	RPI 26-50	W-L RECORDS	RPI 51-100	RPI 101-150	RPI 150+				
5- 6	0- 1	0- 0	OVERALL	1- 2	0- 1	4- 2				
3- 1	0- 0	0- 0	HOME	1- 1	0- 0	2- 0				
2- 4	0- 1	0- 0	AWAY	0- 0	0- 1	2- 2				
0- 1	0- 0	0- 0	NEUTRAL	0- 1	0- 0	0- 0				
5- 6	0- 1	0- 0	NON-CONFERENCE	1- 2	0- 1	4- 2				
3- 1	0- 0	0- 0	HOME	1- 1	0- 0	2- 0				
2- 4	0- 1	0- 0	AWAY	0- 0	0- 1	2- 2				
0- 1	0- 0	0- 0	NEUTRAL	0- 1	0- 0	0- 0				
0- 0	0- 0	0- 0	CONFERENCE	0- 0	0- 0	0- 0				
0- 0	0- 0	0- 0	HOME	0- 0	0- 0	0- 0				
0- 0	0- 0	0- 0	AWAY	0- 0	0- 0	0- 0				
0- 0	0- 0	0- 0	NEUTRAL	0- 0	0- 0	0- 0				

RPI 1-25				RPI 26-50				RPI 51-100				RPI 101+ Team's RPI: 208			
RPI	S	Opponent	Score	RPI	S	Opponent	Score	RPI	S	Opponent	Score	RPI	S	Opponent	Score
7	A	Duke	46 70					67	H	Hofstra	57 56	127	A	Colorado	63 90
								78	H	Buffalo	48 56	198	A	Harvard	65 67
								91	N	Ball St.	54 81	248	H	Hartford	63 57
												251	A	Bryant	86 69
												288	A	Central Conn. St.	68 78
												303	A	Holy Cross	74 60
												345	H	Boston U.	73 56
LAST 12 Division I GAMES:															
288	A	Central Conn. St.	68 78	91	N	Ball St.	54 81								
67	H	Hofstra	57 56	248	H	Hartford	63 57								
251	A	Bryant	86 69	345	H	Boston U.	73 56								
127	A	Colorado	63 90	7	A	Duke	46 70								
78	H	Buffalo	48 56	303	A	Holy Cross	74 60								
198	A	Harvard	65 67												

Non-Div I Games:

Massachusetts

 Loss,
 Non-Conf,
 S Site,
 H Home
 A Away
N Neutral

Average RPI Win:	243	WON-LOST	WINNING	LAST 10	STRENGTH OF	OPP. STRENGTH	TEAM	ADJ.	CONF.	ADJ CONF.
Average RPI Loss:	66	RECORD	PCT. RANK	GAMES	SCHEDULE	OF SCHEDULE	RPI	RPI	RPI	RPI
DIV. I ONLY	5- 4	140	1- 0	142	123	97	97	26	26	
DIV. I NON-CONF.	5- 4	142	1- 0	144	123	96	96	27	27	
TOTALS	RPI 1-25	RPI 26-50	W-L RECORDS	RPI 51-100	RPI 101-150	RPI 150+				
5- 4	0- 2	0- 1	OVERALL	0- 0	1- 0	4- 1				
2- 0	0- 0	0- 0	HOME	0- 0	0- 0	2- 0				
2- 4	0- 2	0- 1	AWAY	0- 0	1- 0	1- 1				
1- 0	0- 0	0- 0	NEUTRAL	0- 0	0- 0	1- 0				
5- 4	0- 2	0- 1	NON-CONFERENCE	0- 0	1- 0	4- 1				
2- 0	0- 0	0- 0	HOME	0- 0	0- 0	2- 0				
2- 4	0- 2	0- 1	AWAY	0- 0	1- 0	1- 1				
1- 0	0- 0	0- 0	NEUTRAL	0- 0	0- 0	1- 0				
0- 0	0- 0	0- 0	CONFERENCE	0- 0	0- 0	0- 0				
0- 0	0- 0	0- 0	HOME	0- 0	0- 0	0- 0				
0- 0	0- 0	0- 0	AWAY	0- 0	0- 0	0- 0				
0- 0	0- 0	0- 0	NEUTRAL	0- 0	0- 0	0- 0				

RPI 1-25				RPI 26-50				RPI 51-100				RPI 101+			
RPI	S	Opponent	Score	RPI	S	Opponent	Score	RPI	S	Opponent	Score	RPI	S	Opponent	Score
9	A	Baylor	46 105	48	A	Tulane	55 74					105	A	Texas-Arlington	63 57
23	A	Chattanooga	53 68									182	A	Ole Miss	56 96
												225	A	Louisiana Tech	74 71
												270	H	La.-Monroe	72 62
												284	H	Rice	61 53
												331	N	Dartmouth	78 56
LAST 12 Division I GAMES:															
48	A	Tulane	55 74	105	A	Texas-Arlington	63 57								
284	H	Rice	61 53	225	A	Louisiana Tech	74 71								
331	N	Dartmouth	78 56	182	A	Ole Miss	56 96								
23	A	Chattanooga	53 68	270	H	La.-Monroe	72 62								
				9	A	Baylor	46 105								

Non-Div I Games: Loyola (LA) 70 69 Louisiana Col. 73 59 Southern-N.O. 97 61

McNeese St.

Average RPI Win:	170	WON-LOST	WINNING	LAST 10	STRENGTH OF	OPP. STRENGTH	TEAM	ADJ.	CONF.	ADJ CONF.
Average RPI Loss:	145	RECORD	PCT. RANK	GAMES	SCHEDULE	OF SCHEDULE	RPI	RPI	RPI	RPI
DIV. I ONLY	6- 5	149	5- 5	96	176	144	144	7	7	
DIV. I NON-CONF.	6- 5	150	6- 5	99	180	145	145	7	7	
TOTALS	RPI 1-25	RPI 26-50	W-L RECORDS	RPI 51-100	RPI 101-150	RPI 150+				
6- 5	0- 0	0- 0	OVERALL	2- 1	2- 2	2- 2				
5- 2	0- 0	0- 0	HOME	2- 1	1- 1	2- 0				
1- 3	0- 0	0- 0	AWAY	0- 0	1- 1	0- 2				
0- 0	0- 0	0- 0	NEUTRAL	0- 0	0- 0	0- 0				
6- 5	0- 0	0- 0	NON-CONFERENCE	2- 1	2- 2	2- 2				
5- 2	0- 0	0- 0	HOME	2- 1	1- 1	2- 0				
1- 3	0- 0	0- 0	AWAY	0- 0	1- 1	0- 2				
0- 0	0- 0	0- 0	NEUTRAL	0- 0	0- 0	0- 0				
0- 0	0- 0	0- 0	CONFERENCE	0- 0	0- 0	0- 0				
0- 0	0- 0	0- 0	HOME	0- 0	0- 0	0- 0				
0- 0	0- 0	0- 0	AWAY	0- 0	0- 0	0- 0				
0- 0	0- 0	0- 0	NEUTRAL	0- 0	0- 0	0- 0				

RPI	S	Opponent	Score	RPI	S	Opponent	Score	RPI	S	Opponent	Score	RPI	S	Opponent	Score	Team's RPI: 144
66	H	Illinois	81 75	68	H	Georgetown	57 53	72	H	George Washington	62 68	102	A	Central Mich.	64 61	
107	A	Minnesota		121	H	Southern Ill.	61 58	131	H	Saint Louis	57 63	197	A	Little Rock	53 61	
220	A	Kansas		321	H	Jacksonville St.	70 55	342	H	Eastern Ill.	80 49					
LAST 12 Division I GAMES:																
66	H	Illinois	81 75	107	A	Minnesota	60 70	72	H	George Washington	62 68	131	H	Saint Louis	57 63	
102	A	Central Mich.	64 61	121	H	Southern Ill.	61 58	197	A	Little Rock	53 61	342	H	Eastern Ill.	80 49	
220	A	Kansas	63 72	321	H	Jacksonville St.	70 55	68	H	Georgetown	57 53					

Non-Div I Games:

Memphis

Average RPI Win:	295	WON-LOST	WINNING	LAST 10	STRENGTH OF	OPP. STRENGTH	TEAM	ADJ.	CONF.	ADJ CONF.
Average RPI Loss:	69	RECORD	PCT. RANK	GAMES	SCHEDULE	OF SCHEDULE	RPI	RPI	RPI	RPI
DIV. I ONLY	5- 5	155	4- 5	123	260	160	160	15	15	
DIV. I NON-CONF.	5- 5	156	5- 5	124	263	162	162	15	15	
TOTALS	RPI 1-25	RPI 26-50	W-L RECORDS	RPI 51-100	RPI 101-150	RPI 150+				
5- 5	0- 1	0- 1	OVERALL	0- 1	0- 2	5- 0				
2- 2	0- 0	0- 0	HOME	0- 0	0- 2	2- 0				
2- 2	0- 1	0- 1	AWAY	0- 0	0- 0	2- 0				
1- 1	0- 0	0- 0	NEUTRAL	0- 1	0- 0	1- 0				
5- 5	0- 1	0- 1	NON-CONFERENCE	0- 1	0- 2	5- 0				
2- 2	0- 0	0- 0	HOME	0- 0	0- 2	2- 0				
2- 2	0- 1	0- 1	AWAY	0- 0	0- 0	2- 0				
1- 1	0- 0	0- 0	NEUTRAL	0- 1	0- 0	1- 0				
0- 0	0- 0	0- 0	CONFERENCE	0- 0	0- 0	0- 0				
0- 0	0- 0	0- 0	HOME	0- 0	0- 0	0- 0				
0- 0	0- 0	0- 0	AWAY	0- 0	0- 0	0- 0				
0- 0	0- 0	0- 0	NEUTRAL	0- 0	0- 0	0- 0				

RPI 1-25				RPI 26-50				RPI 51-100				RPI 101+ Team's RPI: 160			
RPI	S	Opponent	Score	RPI	S	Opponent	Score	RPI	S	Opponent	Score	RPI	S	Opponent	Score
11	A	Georgia	44 57	28	A	Florida St.	36 79	53	N	Charlotte	62 72	121	H	Southern Ill.	52 55
												131	H	Saint Louis	60 68
												246	A	Tennessee Tech	63 47
												296	N	Howard	70 53
												299	H	Ga. Southern	62 50
												311	A	Kennesaw St.	72 61
												321	H	Jacksonville St.	46 39
LAST 12 Division I GAMES:															
321	H	Jacksonville St.	46 39	311	A	Kennesaw St.	72 61	11	A	Georgia	44 57				
121	H	Southern Ill.	52 55	296	N	Howard	70 53	53	N	Charlotte	62 72				
28	A	Florida St.	36 79	131	H	Saint Louis	60 68	299	H	Ga. Southern	62 50				
246	A	Tennessee Tech	63 47												

Non-Div I Games: Faulkner 86 33 Coastal Ga. 87 48

Mercer

Loss, Non-Conf, S Site, H Home A Away N Neutral

Average RPI Win: 183		WON-LOST	WINNING	LAST 10	STRENGTH OF	OPP. STRENGTH	TEAM	ADJ.	CONF.	ADJ CONF.
Average RPI Loss: 9		RECORD	PCT. RANK	GAMES	SCHEDULE	OF SCHEDULE	RPI	RPI	RPI	RPI
DIV. I ONLY		12- 1	10	9- 1	157	88	33	33	4	4
DIV. I NON-CONF.		12- 1	10	11- 1	160	88	32	32	4	4
TOTALS		RPI 1-25	RPI 26-50		W-L RECORDS		RPI 51-100	RPI 101-150	RPI 150+	
12- 1	0- 1	0- 0		OVERALL		3- 0	2- 0	7- 0		
8- 0	0- 0	0- 0		HOME		1- 0	2- 0	5- 0		
3- 0	0- 0	0- 0		AWAY		1- 0	0- 0	2- 0		
1- 1	0- 1	0- 0		NEUTRAL		1- 0	0- 0	0- 0		
12- 1	0- 1	0- 0		NON-CONFERENCE		3- 0	2- 0	7- 0		
8- 0	0- 0	0- 0		HOME		1- 0	2- 0	5- 0		
3- 0	0- 0	0- 0		AWAY		1- 0	0- 0	2- 0		
1- 1	0- 1	0- 0		NEUTRAL		1- 0	0- 0	0- 0		
0- 0	0- 0	0- 0		CONFERENCE		0- 0	0- 0	0- 0		
0- 0	0- 0	0- 0		HOME		0- 0	0- 0	0- 0		
0- 0	0- 0	0- 0		AWAY		0- 0	0- 0	0- 0		
0- 0	0- 0	0- 0		NEUTRAL		0- 0	0- 0	0- 0		

RPI S	Opponent	Score	RPI S	Opponent	Score	Team's RPI: 33	RPI S	Opponent	Score	RPI S	Opponent	Score
9 N	Baylor	81 88					53 A	Charlotte	77 70	106 H	Wright St.	80 67
							66 H	Illinois	73 64	143 H	Coppin St.	78 59
							89 N	Indiana	89 75	153 A	Loyola Chicago	77 50
										196 A	Old Dominion	61 35
										233 H	Milwaukee	77 38
										249 H	Bethune-Cookman	55 47
										283 H	UMass Lowell	84 53
										290 H	La Salle	86 58
										338 H	FIU	83 55
LAST 12 Division I GAMES:												
338 H	FIU	83 55	66 H	Illinois	73 64							
89 N	Indiana	89 75	290 H	La Salle	86 58							
9 N	Baylor	81 88	233 H	Milwaukee	77 38							
283 H	UMass Lowell	84 53	53 A	Charlotte	77 70							
143 H	Coppin St.	78 59	153 A	Loyola Chicago	77 50							
249 H	Bethune-Cookman	55 47	196 A	Old Dominion	61 35							

Non-Div I Games:

Miami (FL)

Average RPI Win:	256	WON-LOST	WINNING	LAST 10	STRENGTH OF	OPP. STRENGTH	TEAM	ADJ.	CONF.	ADJ CONF.
Average RPI Loss:	116	RECORD	PCT. RANK	GAMES	SCHEDULE	OF SCHEDULE	RPI	RPI	RPI	RPI
DIV. I ONLY	5- 4	140	5- 4	309	98	236	236	10	10	
DIV. I NON-CONF.	5- 4	142	5- 4	308	95	237	237	10	10	
TOTALS	RPI 1-25	RPI 26-50	W-L RECORDS	RPI 51-100	RPI 101-150	RPI 150+				
5- 4	0- 0	0- 0	OVERALL	0- 2	0- 1	5- 1				
4- 2	0- 0	0- 0	HOME	0- 0	0- 1	4- 1				
1- 2	0- 0	0- 0	AWAY	0- 2	0- 0	1- 0				
0- 0	0- 0	0- 0	NEUTRAL	0- 0	0- 0	0- 0				
5- 4	0- 0	0- 0	NON-CONFERENCE	0- 2	0- 1	5- 1				
4- 2	0- 0	0- 0	HOME	0- 0	0- 1	4- 1				
1- 2	0- 0	0- 0	AWAY	0- 2	0- 0	1- 0				
0- 0	0- 0	0- 0	NEUTRAL	0- 0	0- 0	0- 0				
0- 0	0- 0	0- 0	CONFERENCE	0- 0	0- 0	0- 0				
0- 0	0- 0	0- 0	HOME	0- 0	0- 0	0- 0				
0- 0	0- 0	0- 0	AWAY	0- 0	0- 0	0- 0				
0- 0	0- 0	0- 0	NEUTRAL	0- 0	0- 0	0- 0				

RPI 1-25				RPI 26-50				RPI 51-100				RPI 101+				Team's RPI: 236	
RPI	S	Opponent	Score	RPI	S	Opponent	Score	RPI	S	Opponent	Score	RPI	S	Opponent	Score		
								54	A	UT Martin	47	74	145	H	Northern Ky.	57	71
								83	A	Michigan	55	97	183	H	Eastern Ky.	72	77
												219	H	Morehead St.	59	57	
												245	H	Oakland	65	54	
												265	A	Valparaiso	75	72	
												271	H	Austin Peay	75	60	
												282	H	Evansville	91	85	
LAST 12 Division I GAMES:																	
				83	A	Michigan	55	97	183	H	Eastern Ky.	72	77				
				54	A	UT Martin	47	74	271	H	Austin Peay	75	60				
				245	H	Oakland	65	54	282	H	Evansville	91	85				
				265	A	Valparaiso	75	72	145	H	Northern Ky.	57	71				
				219	H	Morehead St.	59	57									

Non-Div I Games:

Miami (OH)

Michigan

Through Games Of Dec. 27, 2015

Average RPI Win:	220	WON-LOST	WINNING	LAST 10	STRENGTH OF	OPP. STRENGTH	TEAM	ADJ.	CONF.	ADJ CONF.
Average RPI Loss:	52	RECORD	PCT. RANK	GAMES	SCHEDULE	OF SCHEDULE	RPI	RPI	RPI	RPI
DIV. I ONLY	8- 3	71	7- 3	85	240	83	83	3	3	
DIV. I NON-CONF.	8- 3	72	8- 3	88	242	83	83	3	3	
TOTALS	RPI 1-25	RPI 26-50	W-L RECORDS	RPI 51-100	RPI 101-150	RPI 150+				
8- 3	0- 0	0- 2	OVERALL	0- 1	0- 0	8- 0				
7- 1	0- 0	0- 1	HOME	0- 0	0- 0	7- 0				
1- 2	0- 0	0- 1	AWAY	0- 1	0- 0	1- 0				
0- 0	0- 0	0- 0	NEUTRAL	0- 0	0- 0	0- 0				
8- 3	0- 0	0- 2	NON-CONFERENCE	0- 1	0- 0	8- 0				
7- 1	0- 0	0- 1	HOME	0- 0	0- 0	7- 0				
1- 2	0- 0	0- 1	AWAY	0- 1	0- 0	1- 0				
0- 0	0- 0	0- 0	NEUTRAL	0- 0	0- 0	0- 0				
0- 0	0- 0	0- 0	CONFERENCE	0- 0	0- 0	0- 0				
0- 0	0- 0	0- 0	HOME	0- 0	0- 0	0- 0				
0- 0	0- 0	0- 0	AWAY	0- 0	0- 0	0- 0				
0- 0	0- 0	0- 0	NEUTRAL	0- 0	0- 0	0- 0				

RPI 1-25				RPI 26-50				RPI 51-100				Team's RPI: 83		RPI 101+			
RPI	S	Opponent	Score	RPI	S	Opponent	Score	RPI	S	Opponent	Score	RPI	S	Opponent	Score		
				37	H	UCLA	77 86	80	A	Eastern Mich.	63 64	154	H	Pittsburgh	82 45		
				40	A	Princeton	57 74					201	H	Oral Roberts	61 44		
												211	H	Xavier	92 54		
												217	A	Detroit	88 61		
												221	H	USC Upstate	119 61		
												236	H	Miami (OH)	97 55		
												248	H	Hartford	83 47		
												274	H	Binghamton	90 62		
LAST 12 Division I GAMES:																	
				37	H	UCLA	77 86	80	A	Eastern Mich.	63 64						
				40	A	Princeton	57 74	236	H	Miami (OH)	97 55						
				154	H	Pittsburgh	82 45	211	H	Xavier	92 54						
				201	H	Oral Roberts	61 44	217	A	Detroit	88 61						
				248	H	Hartford	83 47	274	H	Binghamton	90 62						
				221	H	USC Upstate	119 61										

Non-Div I Games:

Michigan

■ Loss,
 ■ Non-Conf,
 ■ S Site,
 ■ H Home
 ■ A Away
 N Neutral

Average RPI Win:	147	WON-LOST	WINNING	LAST 10	STRENGTH OF	OPP. STRENGTH	TEAM	ADJ.	CONF.	ADJ CONF.
Average RPI Loss:	37	RECORD	PCT. RANK	GAMES	SCHEDULE	OF SCHEDULE	RPI	RPI	RPI	RPI
DIV. I ONLY	9- 2	36	8- 2	43	46	21	21	3	3	
DIV. I NON-CONF.	9- 2	36	9- 2	48	48	21	21	3	3	
TOTALS	RPI 1-25	RPI 26-50	W-L RECORDS	RPI 51-100	RPI 101-150	RPI 150+				
9- 2	1- 1	1- 0	OVERALL	1- 1	0- 0	6- 0				
5- 1	1- 0	1- 0	HOME	1- 1	0- 0	2- 0				
3- 0	0- 0	0- 0	AWAY	0- 0	0- 0	3- 0				
1- 1	0- 1	0- 0	NEUTRAL	0- 0	0- 0	1- 0				
9- 2	1- 1	1- 0	NON-CONFERENCE	1- 1	0- 0	6- 0				
5- 1	1- 0	1- 0	HOME	1- 1	0- 0	2- 0				
3- 0	0- 0	0- 0	AWAY	0- 0	0- 0	3- 0				
1- 1	0- 1	0- 0	NEUTRAL	0- 0	0- 0	1- 0				
0- 0	0- 0	0- 0	CONFERENCE	0- 0	0- 0	0- 0				
0- 0	0- 0	0- 0	HOME	0- 0	0- 0	0- 0				
0- 0	0- 0	0- 0	AWAY	0- 0	0- 0	0- 0				
0- 0	0- 0	0- 0	NEUTRAL	0- 0	0- 0	0- 0				

RPI 1-25				RPI 26-50				RPI 51-100				RPI 101+			
RPI	S	Opponent	Score	RPI	S	Opponent	Score	RPI	S	Opponent	Score	RPI	S	Opponent	Score
9	N	Baylor	76 84	44	H	Idaho St.	79 60	64	H	Louisville	78 85	153	H	Loyola Chicago	76 47
11	H	Georgia	66 45					95	H	Western Mich.	78 40	179	N	Cincinnati	103 63
												189	A	Davidson	73 44
												190	A	Northeastern	77 51
												217	H	Detroit	81 42
												245	A	Oakland	82 62
LAST 12 Division I GAMES:															
189	A	Davidson	73 44	217	H	Detroit	81 42								
153	H	Loyola Chicago	76 47	190	A	Northeastern	77 51								
64	H	Louisville	78 85	245	A	Oakland	82 62								
9	N	Baylor	76 84	11	H	Georgia	66 45								
179	N	Cincinnati	103 63	95	H	Western Mich.	78 40								
44	H	Idaho St.	79 60												

Non-Div I Games:

Michigan St.

Average RPI Win:	223	WON-LOST	WINNING	LAST 10	STRENGTH OF	OPP. STRENGTH	TEAM	ADJ.	CONF.	ADJ CONF.
Average RPI Loss:	80	RECORD	PCT. RANK	GAMES	SCHEDULE	OF SCHEDULE	RPI	RPI	RPI	RPI
DIV. I ONLY	6- 4	121	6- 4	104	145	111	111	11	11	
DIV. I NON-CONF.	6- 4	123	6- 4	106	148	111	111	11	11	
TOTALS	RPI 1-25	RPI 26-50	W-L RECORDS	RPI 51-100	RPI 101-150	RPI 150+				
6- 4	0- 1	0- 0	OVERALL	0- 1	1- 2	5- 0				
3- 2	0- 1	0- 0	HOME	0- 1	1- 0	2- 0				
3- 1	0- 0	0- 0	AWAY	0- 0	0- 0	3- 0				
0- 1	0- 0	0- 0	NEUTRAL	0- 0	0- 1	0- 0				
6- 4	0- 1	0- 0	NON-CONFERENCE	0- 1	1- 2	5- 0				
3- 2	0- 1	0- 0	HOME	0- 1	1- 0	2- 0				
3- 1	0- 0	0- 0	AWAY	0- 0	0- 1	3- 0				
0- 1	0- 0	0- 0	NEUTRAL	0- 0	0- 1	0- 0				
0- 0	0- 0	0- 0	CONFERENCE	0- 0	0- 0	0- 0				
0- 0	0- 0	0- 0	HOME	0- 0	0- 0	0- 0				
0- 0	0- 0	0- 0	AWAY	0- 0	0- 0	0- 0				
0- 0	0- 0	0- 0	NEUTRAL	0- 0	0- 0	0- 0				

RPI 1-25				RPI 26-50				RPI 51-100				RPI 101+ Team's RPI: 111			
RPI	S	Opponent	Score	RPI	S	Opponent	Score	RPI	S	Opponent	Score	RPI	S	Opponent	Score
5	H	Kentucky	52 68					92	H	Virginia	66 70	102	A	Central Mich.	59 81
												115	H	Missouri St.	70 54
												122	N	Alabama	46 64
												182	H	Ole Miss	84 75
												211	A	Xavier	62 53
												246	H	Tennessee Tech	69 53
												271	A	Austin Peay	86 55
												312	A	Nevada	90 46
LAST 12 Division I GAMES:															
				271	A	Austin Peay	86 55					246	H	Tennessee Tech	69 53
				312	A	Nevada	90 46					115	H	Missouri St.	70 54
				122	N	Alabama	46 64					5	H	Kentucky	52 68
				182	H	Ole Miss	84 75					211	A	Xavier	62 53
				102	A	Central Mich.	59 81								
				92	H	Virginia	66 70								

Non-Div I Games:

Middle Tenn.

■ Loss,
 ■ Non-Conf,
 S Site,
 ■ Home
 ■ Away
 N Neutral

Average RPI Win:	302	WON-LOST	WINNING	LAST 10	STRENGTH OF	OPP. STRENGTH	TEAM	ADJ.	CONF.	ADJ CONF.
Average RPI Loss:	114	RECORD	PCT. RANK	GAMES	SCHEDULE	OF SCHEDULE	RPI	RPI	RPI	RPI
DIV. I ONLY	4- 5	191	4- 5	259	235	233	233	14	14	
DIV. I NON-CONF.	4- 5	191	4- 5	261	237	235	235	14	14	
TOTALS	RPI 1-25	RPI 26-50	W-L RECORDS	RPI 51-100	RPI 101-150	RPI 150+				
4- 5	0- 0	0- 1	OVERALL	0- 3	0- 0	4- 1				
2- 2	0- 0	0- 0	HOME	0- 1	0- 0	2- 1				
1- 3	0- 0	0- 1	AWAY	0- 2	0- 0	1- 0				
1- 0	0- 0	0- 0	NEUTRAL	0- 0	0- 0	1- 0				
4- 5	0- 0	0- 1	NON-CONFERENCE	0- 3	0- 0	4- 1				
2- 2	0- 0	0- 0	HOME	0- 1	0- 0	2- 1				
1- 3	0- 0	0- 1	AWAY	0- 2	0- 0	1- 0				
1- 0	0- 0	0- 0	NEUTRAL	0- 0	0- 0	1- 0				
0- 0	0- 0	0- 0	CONFERENCE	0- 0	0- 0	0- 0				
0- 0	0- 0	0- 0	HOME	0- 0	0- 0	0- 0				
0- 0	0- 0	0- 0	AWAY	0- 0	0- 0	0- 0				
0- 0	0- 0	0- 0	NEUTRAL	0- 0	0- 0	0- 0				

RPI 1-25				RPI 26-50				RPI 51-100				RPI 101+				Team's RPI: 233	
RPI	S	Opponent	Score	RPI	S	Opponent	Score	RPI	S	Opponent	Score	RPI	S	Opponent	Score		
				33	A	Miami (FL)	38 77	76	A	Northwestern	44 69	252	H	Northern Ill.	73 58		
								86	H	Marquette	81 101	286	H	Denver	49 56		
								88	A	Fla. Atlantic	67 71	290	N	La Salle	69 53		
												325	H	UMKC	70 48		
												342	A	Eastern Ill.	82 71		
LAST 12 Division I GAMES:																	
				33	A	Miami (FL)	38 77	86	H	Marquette	81 101						
				88	A	Fla. Atlantic	67 71	286	H	Denver	49 56						
				325	H	UMKC	70 48	342	A	Eastern Ill.	82 71						
								76	A	Northwestern	44 69						
								252	H	Northern Ill.	73 58						
								290	N	La Salle	69 53						

Non-Div I Games:

Milwaukee

■ Loss,
 ■ Non-Conf,
 ■ S Site,
 ■ H Home
 ■ A Away
 N Neutral

Average RPI Win:	217	WON-LOST	WINNING	LAST 10	STRENGTH OF	OPP. STRENGTH	TEAM	ADJ.	CONF.	ADJ CONF.
Average RPI Loss:	74	RECORD	PCT. RANK	GAMES	SCHEDULE	OF SCHEDULE	RPI	RPI	RPI	RPI
DIV. I ONLY	7- 3	86	7- 3	137	124	107	107	3	3	
DIV. I NON-CONF.	7- 3	86	7- 3	141	126	106	106	3	3	
TOTALS	RPI 1-25	RPI 26-50	W-L RECORDS	RPI 51-100	RPI 101-150	RPI 150+				
7- 3	0- 1	0- 0	OVERALL	1- 0	1- 2	5- 0				
5- 1	0- 0	0- 0	HOME	1- 0	1- 1	3- 0				
1- 1	0- 1	0- 0	AWAY	0- 0	0- 0	1- 0				
1- 1	0- 0	0- 0	NEUTRAL	0- 0	0- 1	1- 0				
7- 3	0- 1	0- 0	NON-CONFERENCE	1- 0	1- 2	5- 0				
5- 1	0- 0	0- 0	HOME	1- 0	1- 1	3- 0				
1- 1	0- 1	0- 0	AWAY	0- 0	0- 0	1- 0				
1- 1	0- 0	0- 0	NEUTRAL	0- 0	0- 1	1- 0				
0- 0	0- 0	0- 0	CONFERENCE	0- 0	0- 0	0- 0				
0- 0	0- 0	0- 0	HOME	0- 0	0- 0	0- 0				
0- 0	0- 0	0- 0	AWAY	0- 0	0- 0	0- 0				
0- 0	0- 0	0- 0	NEUTRAL	0- 0	0- 0	0- 0				

RPI S	Opponent	Score	RPI S	Opponent	Score	RPI S	Opponent	Score	RPI S	Opponent	Score	Team's RPI: 107
7	A Duke	64 84				98	H Maine	91 64	101	N Auburn	79 81	
									114	H New Mexico	53 72	
									144	H Memphis	70 60	
									176	N Stetson	72 69	
									177	H North Dakota	57 47	
									285	H Towson	105 86	
									308	H Wofford	98 54	
									328	A Kent St.	85 73	
LAST 12 Division I GAMES:												
177	H North Dakota	57 47	285	H Towson	105 86							
114	H New Mexico	53 72	7	A Duke	64 84							
144	H Memphis	70 60	101	N Auburn	79 81							
308	H Wofford	98 54	176	N Stetson	72 69							
			328	A Kent St.	85 73							
			98	H Maine	91 64							

Non-Div I Games:

Minnesota

Average RPI Win:	195	WON-LOST	WINNING	LAST 10	STRENGTH OF	OPP. STRENGTH	TEAM	ADJ.	CONF.	ADJ CONF.
Average RPI Loss:	22	RECORD	PCT. RANK	GAMES	SCHEDULE	OF SCHEDULE	RPI	RPI	RPI	RPI
DIV. I ONLY	11- 1	11	9- 1	286	42	71	71	2	2	
DIV. I NON-CONF.	11- 1	11	11- 1	285	43	71	71	2	2	
TOTALS	RPI 1-25	RPI 26-50	W-L RECORDS	RPI 51-100	RPI 101-150	RPI 150+				
11- 1	0- 1	0- 0	OVERALL	2- 0	1- 0	8- 0				
7- 0	0- 0	0- 0	HOME	0- 0	1- 0	6- 0				
1- 1	0- 1	0- 0	AWAY	0- 0	0- 0	1- 0				
3- 0	0- 0	0- 0	NEUTRAL	2- 0	0- 0	1- 0				
11- 1	0- 1	0- 0	NON-CONFERENCE	2- 0	1- 0	8- 0				
7- 0	0- 0	0- 0	HOME	0- 0	1- 0	6- 0				
1- 1	0- 1	0- 0	AWAY	0- 0	0- 0	1- 0				
3- 0	0- 0	0- 0	NEUTRAL	2- 0	0- 0	1- 0				
0- 0	0- 0	0- 0	CONFERENCE	0- 0	0- 0	0- 0				
0- 0	0- 0	0- 0	HOME	0- 0	0- 0	0- 0				
0- 0	0- 0	0- 0	AWAY	0- 0	0- 0	0- 0				
0- 0	0- 0	0- 0	NEUTRAL	0- 0	0- 0	0- 0				

RPI 1-25				RPI 26-50				RPI 51-100				RPI 101+			
RPI	S	Opponent	Score	RPI	S	Opponent	Score	RPI	S	Opponent	Score	RPI	S	Opponent	Score
22	A	Texas	47 53					58	N	FGCU	65 60	130	H	Southern Miss.	78 65
								95	N	Western Mich.	90 68	151	N	SMU	72 70
												168	H	Samford	68 47
												213	H	Savannah St.	92 25
												225	A	Louisiana Tech	93 63
												238	H	Grambling	107 43
												244	H	Tennessee St.	82 54
												289	H	Mississippi Val.	109 37
												334	H	Norfolk St.	92 34
LAST 12 Division I GAMES:															
151	N	SMU	72 70	244	H	Tennessee St.	82 54								
95	N	Western Mich.	90 68	22	A	Texas	47 53								
58	N	FGCU	65 60	213	H	Savannah St.	92 25								
130	H	Southern Miss.	78 65	334	H	Norfolk St.	92 34								
225	A	Louisiana Tech	93 63	289	H	Mississippi Val.	109 37								
168	H	Samford	68 47	238	H	Grambling	107 43								

Non-Div I Games:

Mississippi St.

Mississippi Val.

Through Games Of Dec. 27, 2015

Average RPI Win:	0	WON-LOST	WINNING	LAST 10	STRENGTH OF	OPP. STRENGTH	TEAM	ADJ.	CONF.	ADJ CONF.
Average RPI Loss:	159	RECORD	PCT. RANK	GAMES	SCHEDULE	OF SCHEDULE	RPI	RPI	RPI	RPI
DIV. I ONLY	0- 7	338	0- 7	40	345	289	289	31	31	
DIV. I NON-CONF.	0- 7	335	0- 7	45	344	287	287	31	31	
TOTALS	RPI 1-25	RPI 26-50	W-L RECORDS	RPI 51-100	RPI 101-150	RPI 150+				
0- 7	0- 0	0- 0	OVERALL	0- 2	0- 2	0- 3				
0- 0	0- 0	0- 0	HOME	0- 0	0- 0	0- 0				
0- 6	0- 0	0- 0	AWAY	0- 2	0- 2	0- 2				
0- 1	0- 0	0- 0	NEUTRAL	0- 0	0- 0	0- 1				
0- 7	0- 0	0- 0	NON-CONFERENCE	0- 2	0- 2	0- 3				
0- 0	0- 0	0- 0	HOME	0- 0	0- 0	0- 0				
0- 6	0- 0	0- 0	AWAY	0- 2	0- 2	0- 2				
0- 1	0- 0	0- 0	NEUTRAL	0- 0	0- 0	0- 1				
0- 0	0- 0	0- 0	CONFERENCE	0- 0	0- 0	0- 0				
0- 0	0- 0	0- 0	HOME	0- 0	0- 0	0- 0				
0- 0	0- 0	0- 0	AWAY	0- 0	0- 0	0- 0				
0- 0	0- 0	0- 0	NEUTRAL	0- 0	0- 0	0- 0				

RPI 1-25				RPI 26-50				RPI 51-100				RPI 101+				Team's RPI: 289	
RPI	S	Opponent	Score	RPI	S	Opponent	Score	RPI	S	Opponent	Score	RPI	S	Opponent	Score		
								71	A	Mississippi St.	37	109	122	A	Alabama	35	98
								96	A	Vanderbilt	39	89	130	A	Southern Miss.	55	71
													163	A	UAB	33	80
													182	A	Ole Miss	61	97
													348	N	Nicholls St.	54	63
LAST 12 Division I GAMES:																	
				163	A	UAB	33	80	96	A	Vanderbilt	39	89				
				348	N	Nicholls St.	54	63	182	A	Ole Miss	61	97				
				130	A	Southern Miss.	55	71									
				71	A	Mississippi St.	37	109									
				122	A	Alabama	35	98									

Non-Div I Games: Philander Smith 64 53 Blue Mountain 72 67

Mississippi Val.

Loss, Non-Conf, S Site, Home A Away N Neutral

Average RPI Win:	183	WON-LOST	WINNING	LAST 10	STRENGTH OF	OPP. STRENGTH	TEAM	ADJ.	CONF.	ADJ CONF.
Average RPI Loss:	0	RECORD	PCT. RANK	GAMES	SCHEDULE	OF SCHEDULE	RPI	RPI	RPI	RPI
DIV. I ONLY	12- 0	1	10- 0	251	45	36	36	2	2	
DIV. I NON-CONF.	12- 0	1	12- 0	255	47	36	36	2	2	
TOTALS	RPI 1-25	RPI 26-50	W-L RECORDS	RPI 51-100	RPI 101-150	RPI 150+				
12- 0	0- 0	1- 0	OVERALL	0- 0	4- 0	7- 0				
7- 0	0- 0	0- 0	HOME	0- 0	2- 0	5- 0				
4- 0	0- 0	1- 0	AWAY	0- 0	2- 0	1- 0				
1- 0	0- 0	0- 0	NEUTRAL	0- 0	0- 0	1- 0				
12- 0	0- 0	1- 0	NON-CONFERENCE	0- 0	4- 0	7- 0				
7- 0	0- 0	0- 0	HOME	0- 0	2- 0	5- 0				
4- 0	0- 0	1- 0	AWAY	0- 0	2- 0	1- 0				
1- 0	0- 0	0- 0	NEUTRAL	0- 0	0- 0	1- 0				
0- 0	0- 0	0- 0	CONFERENCE	0- 0	0- 0	0- 0				
0- 0	0- 0	0- 0	HOME	0- 0	0- 0	0- 0				
0- 0	0- 0	0- 0	AWAY	0- 0	0- 0	0- 0				
0- 0	0- 0	0- 0	NEUTRAL	0- 0	0- 0	0- 0				

RPI 1-25				RPI 26-50				Team's RPI: 36		RPI 51-100				RPI 101+			
RPI	S	Opponent	Score	RPI	S	Opponent	Score		RPI	S	Opponent	Score	RPI	S	Opponent	Score	
				46	A	St. Mary's (CA)	95 78						115	A	Missouri St.	71 55	
													127	A	Colorado	79 75	
													129	H	Texas St.	82 56	
													147	H	Wake Forest	94 81	
													186	H	Southeast Mo. St.	74 32	
													190	N	Northeastern	69 56	
													199	H	SIUE	75 46	
													200	H	Ark.-Pine Bluff	85 34	
													266	A	Wichita St.	57 37	
													292	H	Loyola Marymount	80 48	
													298	H	Lamar	91 57	
LAST 12 Division I GAMES:																	
				186	H	Southeast Mo. St.	74 32					129	H	Texas St.	82 56		
				46	A	St. Mary's (CA)	95 78					298	H	Lamar	91 57		
				190	N	Northeastern	69 56					127	A	Colorado	79 75		
				199	H	SIUE	75 46					292	H	Loyola Marymount	80 48		
				147	H	Wake Forest	94 81					200	H	Ark.-Pine Bluff	85 34		
				266	A	Wichita St.	57 37					115	A	Missouri St.	71 55		

Non-Div I Games:

Missouri

Average RPI Win:	205	WON-LOST	WINNING	LAST 10	STRENGTH OF	OPP. STRENGTH	TEAM	ADJ.	CONF.	ADJ CONF.
Average RPI Loss:	62	RECORD	PCT. RANK	GAMES	SCHEDULE	OF SCHEDULE	RPI	RPI	RPI	RPI
DIV. I ONLY	6- 5	149	6- 4	97	93	115	115	18	18	
DIV. I NON-CONF.	6- 5	150	6- 5	100	91	115	115	18	18	
TOTALS	RPI 1-25	RPI 26-50	W-L RECORDS	RPI 51-100	RPI 101-150	RPI 150+				
6- 5	0- 1	0- 1	OVERALL	0- 2	0- 1	6- 0				
2- 2	0- 0	0- 1	HOME	0- 1	0- 0	2- 0				
3- 1	0- 0	0- 0	AWAY	0- 0	0- 1	3- 0				
1- 2	0- 1	0- 0	NEUTRAL	0- 1	0- 0	1- 0				
6- 5	0- 1	0- 1	NON-CONFERENCE	0- 2	0- 1	6- 0				
2- 2	0- 0	0- 1	HOME	0- 1	0- 0	2- 0				
3- 1	0- 0	0- 0	AWAY	0- 0	0- 1	3- 0				
1- 2	0- 1	0- 0	NEUTRAL	0- 1	0- 0	1- 0				
0- 0	0- 0	0- 0	CONFERENCE	0- 0	0- 0	0- 0				
0- 0	0- 0	0- 0	HOME	0- 0	0- 0	0- 0				
0- 0	0- 0	0- 0	AWAY	0- 0	0- 0	0- 0				
0- 0	0- 0	0- 0	NEUTRAL	0- 0	0- 0	0- 0				

RPI 1-25				RPI 26-50				RPI 51-100				RPI 101+				Team's RPI: 115	
RPI	S	Opponent	Score	RPI	S	Opponent	Score	RPI	S	Opponent	Score	RPI	S	Opponent	Score		
3	N	Stanford	65 82	36	H	Missouri	55 71	63	H	Oklahoma St.	55 74	111	A	Middle Tenn.	54 70		
								98	N	Maine	65 69	182	A	Ole Miss	91 78		
												183	H	Eastern Ky.	87 63		
												197	A	Little Rock	64 58		
												201	H	Oral Roberts	72 64		
												215	N	Marist	77 45		
												254	A	Arkansas	69 54		
LAST 12 Division I GAMES:																	
254	A	Arkansas	69 54	197	A	Little Rock	64 58										
215	N	Marist	77 45	111	A	Middle Tenn.	54 70										
98	N	Maine	65 69	201	H	Oral Roberts	72 64										
3	N	Stanford	65 82	183	H	Eastern Ky.	87 63										
63	H	Oklahoma St.	55 74	36	H	Missouri	55 71										
182	A	Ole Miss	91 78														

Non-Div I Games: MidAmerica Naz. 88 61

Missouri St.

■ Loss,
 ■ Non-Conf,
 ■ S Site,
 ■ H Home
 ■ A Away
 N Neutral

Average RPI Win:	303	WON-LOST	WINNING	LAST 10	STRENGTH OF	OPP. STRENGTH	TEAM	ADJ.	CONF.	ADJ CONF.
Average RPI Loss:	173	RECORD	PCT. RANK	GAMES	SCHEDULE	OF SCHEDULE	RPI	RPI	RPI	RPI
DIV. I ONLY	2- 7	277	2- 7	301	251	318	318	25	25	
DIV. I NON-CONF.	1- 6	308	1- 6	246	230	300	300	24	24	
TOTALS	RPI 1-25	RPI 26-50	W-L RECORDS	RPI 51-100	RPI 101-150	RPI 150+				
2- 7	0- 0	0- 1	OVERALL	0- 1	0- 1	2- 4				
1- 3	0- 0	0- 0	HOME	0- 1	0- 1	1- 1				
1- 4	0- 0	0- 1	AWAY	0- 0	0- 0	1- 3				
0- 0	0- 0	0- 0	NEUTRAL	0- 0	0- 0	0- 0				
1- 6	0- 0	0- 1	NON-CONFERENCE	0- 1	0- 1	1- 3				
0- 2	0- 0	0- 0	HOME	0- 1	0- 1	0- 0				
1- 4	0- 0	0- 1	AWAY	0- 0	0- 0	1- 3				
0- 0	0- 0	0- 0	NEUTRAL	0- 0	0- 0	0- 0				
1- 1	0- 0	0- 0	CONFERENCE	0- 0	0- 0	1- 1				
1- 1	0- 0	0- 0	HOME	0- 0	0- 0	1- 1				
0- 0	0- 0	0- 0	AWAY	0- 0	0- 0	0- 0				
0- 0	0- 0	0- 0	NEUTRAL	0- 0	0- 0	0- 0				

RPI S	Opponent	Score	RPI S	Opponent	Score	RPI S	Opponent	Score	RPI S	Opponent	Score	Team's RPI: 318
40	A Princeton	70 81	80	H Eastern Mich.	68 78	141	H Robert Morris	47 60	162	A Providence	59 71	
						230	A Lehigh	88 95	258	H Siena	63 69	
						280	A Colgate	86 80	301	A Fairleigh Dickinson	75 81	
						326	H Niagara	83 60				
LAST 12 Division I GAMES:												
162	A Providence	59 71	301	A Fairleigh Dickinson	75 81							
280	A Colgate	86 80	80	H Eastern Mich.	68 78							
141	H Robert Morris	47 60	40	A Princeton	70 81							
230	A Lehigh	88 95	326	H Niagara	83 60							
			258	H Siena	63 69							

Non-Div I Games:

Monmouth

Montana

Through Games Of Dec. 27, 2015

Average RPI Win:	198	WON-LOST	WINNING	LAST 10	STRENGTH OF	OPP. STRENGTH	TEAM	ADJ.	CONF.	ADJ CONF.
Average RPI Loss:	152	RECORD	PCT. RANK	GAMES	SCHEDULE	OF SCHEDULE	RPI	RPI	RPI	RPI
DIV. I ONLY	6- 4	121	6- 3	204	219	167	167	16	16	
DIV. I NON-CONF.	6- 4	123	6- 4	209	222	168	168	16	16	
TOTALS	RPI 1-25	RPI 26-50	W-L RECORDS	RPI 51-100	RPI 101-150	RPI 150+				
6- 4	0- 0	0- 0	OVERALL	1- 1	1- 1	4- 2				
5- 1	0- 0	0- 0	HOME	1- 0	1- 0	3- 1				
0- 3	0- 0	0- 0	AWAY	0- 1	0- 1	0- 1				
1- 0	0- 0	0- 0	NEUTRAL	0- 0	0- 0	1- 0				
6- 4	0- 0	0- 0	NON-CONFERENCE	1- 1	1- 1	4- 2				
5- 1	0- 0	0- 0	HOME	1- 0	1- 0	3- 1				
0- 3	0- 0	0- 0	AWAY	0- 1	0- 1	0- 1				
1- 0	0- 0	0- 0	NEUTRAL	0- 0	0- 0	1- 0				
0- 0	0- 0	0- 0	CONFERENCE	0- 0	0- 0	0- 0				
0- 0	0- 0	0- 0	HOME	0- 0	0- 0	0- 0				
0- 0	0- 0	0- 0	AWAY	0- 0	0- 0	0- 0				
0- 0	0- 0	0- 0	NEUTRAL	0- 0	0- 0	0- 0				

RPI S	Opponent	Score	RPI S	Opponent	Score	RPI S	Opponent	Score	RPI S	Opponent	Score
						52	A Colorado St.	43 75	124	A Wyoming	61 68
						88	H Fla. Atlantic	83 69	126	H Pacific	64 54
									158	N Drexel	58 50
									203	H Seattle	44 58
									212	H Utah St.	86 70
									230	A Lehigh	53 80
									297	H Portland	90 67
									309	H Cal St. Fullerton	86 51
LAST 12 Division I GAMES:											
212	H Utah St.	86 70	124	A Wyoming	61 68						
88	H Fla. Atlantic	83 69	52	A Colorado St.	43 75						
126	H Pacific	64 54	309	H Cal St. Fullerton	86 51						
203	H Seattle	44 58	158	N Drexel	58 50						
			230	A Lehigh	53 80						
			297	H Portland	90 67						

Non-Div I Games: Mont. St.-Northern 80 32

Montana

Loss, Non-Conf, S Site, H Home A Away N Neutral

Average RPI Win:	281	WON-LOST	WINNING	LAST 10	STRENGTH OF	OPP. STRENGTH	TEAM	ADJ.	CONF.	ADJ CONF.
Average RPI Loss:	100	RECORD	PCT. RANK	GAMES	SCHEDULE	OF SCHEDULE	RPI	RPI	RPI	RPI
DIV. I ONLY	5- 4	140	4- 4	316	134	206	206	16	16	
DIV. I NON-CONF.	5- 4	142	5- 4	316	136	208	208	16	16	
TOTALS	RPI 1-25	RPI 26-50	W-L RECORDS	RPI 51-100	RPI 101-150	RPI 150+				
5- 4	0- 0	0- 0	OVERALL	0- 2	0- 2	5- 0				
2- 1	0- 0	0- 0	HOME	0- 1	0- 0	2- 0				
2- 3	0- 0	0- 0	AWAY	0- 1	0- 2	2- 0				
1- 0	0- 0	0- 0	NEUTRAL	0- 0	0- 0	1- 0				
5- 4	0- 0	0- 0	NON-CONFERENCE	0- 2	0- 2	5- 0				
2- 1	0- 0	0- 0	HOME	0- 1	0- 0	2- 0				
2- 3	0- 0	0- 0	AWAY	0- 1	0- 2	2- 0				
1- 0	0- 0	0- 0	NEUTRAL	0- 0	0- 0	1- 0				
0- 0	0- 0	0- 0	CONFERENCE	0- 0	0- 0	0- 0				
0- 0	0- 0	0- 0	HOME	0- 0	0- 0	0- 0				
0- 0	0- 0	0- 0	AWAY	0- 0	0- 0	0- 0				
0- 0	0- 0	0- 0	NEUTRAL	0- 0	0- 0	0- 0				

RPI S	Opponent	Score	RPI S	Opponent	Score	RPI S	Opponent	Score	RPI S	Opponent	Score	Team's RPI: 206
						51	A Gonzaga	52 65	124	A Wyoming	69 75	
						87	H San Diego	49 62	138	A Cal Poly	57 66	
									203	A Seattle	80 51	
									282	N Evansville	81 55	
									297	H Portland	86 57	
									309	H Cal St. Fullerton	89 66	
									312	A Nevada	66 53	
LAST 12 Division I GAMES:												
			124	A Wyoming	69 75		282	N Evansville	81 55			
			51	A Gonzaga	52 65		87	H San Diego	49 62			
			309	H Cal St. Fullerton	89 66		297	H Portland	86 57			
			138	A Cal Poly	57 66		312	A Nevada	66 53			
							203	A Seattle	80 51			

Non-Div I Games: Montana Western 74 36 Carroll (MT) 74 34

Montana St.

Loss, Non-Conf, S Site, H Home A Away N Neutral

Average RPI Win: 294		WON-LOST	WINNING	LAST 10	STRENGTH OF	OPP. STRENGTH	TEAM	ADJ.	CONF.	ADJ CONF.
Average RPI Loss: 157		RECORD	PCT. RANK	GAMES	SCHEDULE	OF SCHEDULE	RPI	RPI	RPI	RPI
DIV. I ONLY		4- 7	223	4- 5	185	302	219	219	24	24
DIV. I NON-CONF.		4- 7	219	4- 6	192	303	220	220	25	25
TOTALS	RPI 1-25	RPI 26-50		W-L RECORDS	RPI 51-100		RPI 101-150		RPI 150+	
4- 7	0- 1	0- 1		OVERALL	0- 0		0- 1		4- 4	
2- 2	0- 0	0- 0		HOME	0- 0		0- 0		2- 2	
2- 5	0- 0	0- 0		AWAY	0- 0		0- 0		2- 0	
0- 0	0- 0	0- 0		NEUTRAL	0- 0		0- 0		0- 0	
4- 7	0- 1	0- 1		NON-CONFERENCE	0- 0		0- 1		4- 4	
2- 2	0- 0	0- 0		HOME	0- 0		0- 0		2- 2	
2- 5	0- 1	0- 1		AWAY	0- 0		0- 1		2- 2	
0- 0	0- 0	0- 0		NEUTRAL	0- 0		0- 0		0- 0	
0- 0	0- 0	0- 0		CONFERENCE	0- 0		0- 0		0- 0	
0- 0	0- 0	0- 0		HOME	0- 0		0- 0		0- 0	
0- 0	0- 0	0- 0		AWAY	0- 0		0- 0		0- 0	
0- 0	0- 0	0- 0		NEUTRAL	0- 0		0- 0		0- 0	

RPI 1-25			
RPI	S	Opponent	Score
5	A	Kentucky	57 112
RPI 26-50			
RPI	S	Opponent	Score
39	A	West Virginia	56 94
RPI 51-100			
RPI	S	Opponent	Score
121	A	Southern Ill.	69 102
171	H	Marshall	101 104
207	A	Georgia St.	99 90
221	H	USC Upstate	72 86
236	A	Miami (OH)	57 59
304	A	Chicago St.	71 75
311	H	Kennesaw St.	83 77
323	H	Alabama A&M	112 69
335	A	Lipscomb	92 77
Team's RPI: 219			
LAST 12 Division I GAMES:			
311	H	Kennesaw St.	83 77
221	H	USC Upstate	72 86
121	A	Southern Ill.	69 102
335	A	Lipscomb	92 77
39	A	West Virginia	56 94
236	A	Miami (OH)	57 59
323	H	Alabama A&M	112 69
304	A	Chicago St.	71 75
207	A	Georgia St.	99 90
5	A	Kentucky	57 112
171	H	Marshall	101 104

Non-Div I Games:	Ky. Christian	121	91	Mt. St. Joseph	117	53
------------------	---------------	-----	----	----------------	-----	----

Morehead St.

■ Loss, ■ Non-Conf, S Site, H Home A Away N Neutral

Average RPI Win:	254	WON-LOST	WINNING	LAST 10	STRENGTH OF	OPP. STRENGTH	TEAM	ADJ.	CONF.	ADJ CONF.
Average RPI Loss:	134	RECORD	PCT. RANK	GAMES	SCHEDULE	OF SCHEDULE	RPI	RPI	RPI	RPI
DIV. I ONLY	2- 10	307	2- 8	112	242	273	273	30	30	
DIV. I NON-CONF.	1- 9	323	1- 9	25	306	229	229	30	30	
TOTALS	RPI 1-25	RPI 26-50	W-L RECORDS	RPI 51-100	RPI 101-150	RPI 150+				
2- 10	0- 0	0- 1	OVERALL	0- 2	0- 4	2- 3				
2- 2	0- 0	0- 0	HOME	0- 0	0- 0	2- 2				
0- 6	0- 0	0- 0	AWAY	0- 0	0- 1	0- 0				
0- 2	0- 0	0- 0	NEUTRAL	0- 1	0- 0	0- 1				
1- 9	0- 0	0- 1	NON-CONFERENCE	0- 2	0- 4	1- 2				
1- 1	0- 0	0- 0	HOME	0- 0	0- 0	1- 1				
0- 6	0- 0	0- 1	AWAY	0- 1	0- 4	0- 0				
0- 2	0- 0	0- 0	NEUTRAL	0- 1	0- 0	0- 1				
1- 1	0- 0	0- 0	CONFERENCE	0- 0	0- 0	1- 1				
1- 1	0- 0	0- 0	HOME	0- 0	0- 0	1- 1				
0- 0	0- 0	0- 0	AWAY	0- 0	0- 0	0- 0				
0- 0	0- 0	0- 0	NEUTRAL	0- 0	0- 0	0- 0				

RPI 1-25				RPI 26-50				RPI 51-100				RPI 101+				Team's RPI: 273	
RPI	S	Opponent	Score	RPI	S	Opponent	Score	RPI	S	Opponent	Score	RPI	S	Opponent	Score		
				47	A	Syracuse	61 90	52	N	Colorado St.	36 54	119	A	James Madison	31 92		
								74	A	Virginia Tech	33 73	132	A	Brown	45 72		
												141	A	Robert Morris	44 76		
												146	A	Stony Brook	42 46		
												164	H	Hampton	51 65		
												173	H	Bucknell	64 50		
												202	H	UMBC	46 65		
												258	N	Siena	46 69		
												334	H	Norfolk St.	67 58		
LAST 12 Division I GAMES:																	
202	H	UMBC	46 65	173	H	Bucknell	64 50										
74	A	Virginia Tech	33 73	146	A	Stony Brook	42 46										
164	H	Hampton	51 65	52	N	Colorado St.	36 54										
334	H	Norfolk St.	67 58	47	A	Syracuse	61 90										
141	A	Robert Morris	44 76	132	A	Brown	45 72										
258	N	Siena	46 69	119	A	James Madison	31 92										

Non-Div I Games: Washington Adventis74 36

Morgan St.

■ Loss,
 ■ Non-Conf,
 ■ S Site,
 ■ H Home
 ■ A Away
 N Neutral

Average RPI Win:	282	WON-LOST	WINNING	LAST 10	STRENGTH OF	OPP. STRENGTH	TEAM	ADJ.	CONF.	ADJ CONF.
Average RPI Loss:	187	RECORD	PCT. RANK	GAMES	SCHEDULE	OF SCHEDULE	RPI	RPI	RPI	RPI
DIV. I ONLY	2- 8	290	2- 8	267	292	295	295	32	32	
DIV. I NON-CONF.	2- 8	287	2- 8	269	291	296	296	32	32	
TOTALS	RPI 1-25	RPI 26-50	W-L RECORDS	RPI 51-100	RPI 101-150	RPI 150+				
2- 8	0- 0	0- 0	OVERALL	0- 1	0- 1	2- 6				
0- 3	0- 0	0- 0	HOME	0- 0	0- 0	0- 3				
2- 5	0- 0	0- 0	AWAY	0- 0	0- 0	2- 0				
0- 0	0- 0	0- 0	NEUTRAL	0- 0	0- 0	0- 0				
2- 8	0- 0	0- 0	NON-CONFERENCE	0- 1	0- 1	2- 6				
0- 3	0- 0	0- 0	HOME	0- 0	0- 0	0- 3				
2- 5	0- 0	0- 0	AWAY	0- 1	0- 1	2- 3				
0- 0	0- 0	0- 0	NEUTRAL	0- 0	0- 0	0- 0				
0- 0	0- 0	0- 0	CONFERENCE	0- 0	0- 0	0- 0				
0- 0	0- 0	0- 0	HOME	0- 0	0- 0	0- 0				
0- 0	0- 0	0- 0	AWAY	0- 0	0- 0	0- 0				
0- 0	0- 0	0- 0	NEUTRAL	0- 0	0- 0	0- 0				

RPI 1-25				RPI 26-50				RPI 51-100				RPI 101+				Team's RPI: 295	
RPI	S	Opponent	Score	RPI	S	Opponent	Score	RPI	S	Opponent	Score	RPI	S	Opponent	Score		
								74	A	Virginia Tech	42	59	143	A	Coppin St.	55	66
												154	A	Pittsburgh	57	74	
												173	A	Bucknell	45	71	
												175	H	William & Mary	74	76	
												192	A	Campbell	53	62	
												269	A	UMES	57	50	
												291	H	Loyola Maryland	63	65	
												294	A	Delaware St.	54	41	
												296	H	Howard	49	62	
LAST 12 Division I GAMES:																	
154	A	Pittsburgh	57	74	74	A	Virginia Tech	42	59								
291	H	Loyola Maryland	63	65	296	H	Howard	49	62								
269	A	UMES	57	50	294	A	Delaware St.	54	41								
143	A	Coppin St.	55	66	175	H	William & Mary	74	76								
173	A	Bucknell	45	71													
192	A	Campbell	53	62													

Non-Div I Games:

Mt. St. Mary's

Average RPI Win:	303	WON-LOST	WINNING	LAST 10	STRENGTH OF	OPP. STRENGTH	TEAM	ADJ.	CONF.	ADJ CONF.
Average RPI Loss:	177	RECORD	PCT. RANK	GAMES	SCHEDULE	OF SCHEDULE	RPI	RPI	RPI	RPI
DIV. I ONLY	2- 7	277	2- 7	304	271	300	300	24	24	
DIV. I NON-CONF.	2- 7	276	2- 7	303	269	303	303	25	25	
TOTALS	RPI 1-25	RPI 26-50	W-L RECORDS	RPI 51-100	RPI 101-150	RPI 150+				
2- 7	0- 0	0- 1	OVERALL	0- 2	0- 1	2- 3				
0- 2	0- 0	0- 0	HOME	0- 1	0- 1	0- 0				
2- 5	0- 0	0- 1	AWAY	0- 1	0- 0	2- 3				
0- 0	0- 0	0- 0	NEUTRAL	0- 0	0- 0	0- 0				
2- 7	0- 0	0- 1	NON-CONFERENCE	0- 2	0- 1	2- 3				
0- 2	0- 0	0- 0	HOME	0- 1	0- 1	0- 0				
2- 5	0- 0	0- 1	AWAY	0- 1	0- 0	2- 3				
0- 0	0- 0	0- 0	NEUTRAL	0- 0	0- 0	0- 0				
0- 0	0- 0	0- 0	CONFERENCE	0- 0	0- 0	0- 0				
0- 0	0- 0	0- 0	HOME	0- 0	0- 0	0- 0				
0- 0	0- 0	0- 0	AWAY	0- 0	0- 0	0- 0				
0- 0	0- 0	0- 0	NEUTRAL	0- 0	0- 0	0- 0				

RPI 1-25				RPI 26-50				RPI 51-100				RPI 101+				Team's RPI: 300	
RPI	S	Opponent	Score	RPI	S	Opponent	Score	RPI	S	Opponent	Score	RPI	S	Opponent	Score		
				28	A	Florida St.	59 101	94	A	Central Ark.	40 50	121	H	Southern Ill.	57 70		
								94	H	Central Ark.	51 61	229	A	Jacksonville	54 79		
												282	A	Evansville	73 54		
												323	A	Alabama A&M	76 59		
												335	A	Lipscomb	85 93		
												339	A	Illinois St.	76 81		
LAST 12 Division I GAMES:																	
				94	A	Central Ark.	40 50	28	A	Florida St.	59 101						
				335	A	Lipscomb	85 93	229	A	Jacksonville	54 79						
				94	H	Central Ark.	51 61	282	A	Evansville	73 54						
				339	A	Illinois St.	76 81	121	H	Southern Ill.	57 70						
				323	A	Alabama A&M	76 59										

Non-Div I Games: Blue Mountain 89 64 Oakland City 91 75

Murray St.

Loss, Non-Conf, S Site, H Home A Away N Neutral

Average RPI Win:	312	WON-LOST	WINNING	LAST 10	STRENGTH OF	OPP. STRENGTH	TEAM	ADJ.	CONF.	ADJ CONF.
Average RPI Loss:	151	RECORD	PCT. RANK	GAMES	SCHEDULE	OF SCHEDULE	RPI	RPI	RPI	RPI
DIV. I ONLY	3- 7	247	3- 6	282	184	287	287	30	30	
DIV. I NON-CONF.	2- 6	270	2- 6	185	202	243	243	30	30	
TOTALS	RPI 1-25	RPI 26-50	W-L RECORDS	RPI 51-100	RPI 101-150	RPI 150+				
3- 7	0- 1	0- 1	OVERALL	0- 1	0- 0	3- 4				
1- 2	0- 0	0- 0	HOME	0- 1	0- 0	1- 1				
0- 4	0- 1	0- 0	AWAY	0- 0	0- 0	0- 3				
2- 1	0- 0	0- 1	NEUTRAL	0- 0	0- 0	2- 0				
2- 6	0- 1	0- 1	NON-CONFERENCE	0- 1	0- 0	2- 3				
0- 1	0- 0	0- 0	HOME	0- 1	0- 0	0- 0				
0- 4	0- 1	0- 0	AWAY	0- 0	0- 0	0- 3				
2- 1	0- 0	0- 1	NEUTRAL	0- 0	0- 0	2- 0				
1- 1	0- 0	0- 0	CONFERENCE	0- 0	0- 0	1- 1				
1- 1	0- 0	0- 0	HOME	0- 0	0- 0	1- 1				
0- 0	0- 0	0- 0	AWAY	0- 0	0- 0	0- 0				
0- 0	0- 0	0- 0	NEUTRAL	0- 0	0- 0	0- 0				

RPI 1-25				RPI 26-50				RPI 51-100				RPI 101+ Team's RPI: 287			
RPI	S	Opponent	Score	RPI	S	Opponent	Score	RPI	S	Opponent	Score	RPI	S	Opponent	Score
17	A	Ohio St.	56 89	32	N	Duquesne	67 81	58	H	FGCU	36 60	192	A	Campbell	55 56
												223	A	Navy	48 52
												266	A	Wichita St.	53 55
												269	H	UMES	50 56
												296	H	Howard	88 70
												307	N	Southern Utah	78 65
												333	N	North Dakota St.	72 64
LAST 12 Division I GAMES:															
266	A	Wichita St.	53 55	333	N	North Dakota St.	72 64	17	A	Ohio St.	56 89	269	H	UMES	50 56
223	A	Navy	48 52	58	H	FGCU	36 60	296	H	Howard	88 70	307	N	Southern Utah	78 65
192	A	Campbell	55 56					32	N	Duquesne	67 81				

Non-Div I Games: North Greenville 64 37

N.C. A&T

■ Loss,
 ■ Non-Conf,
 ■ S Site,
 ■ H Home
 ■ A Away
 N Neutral

Average RPI Win:	269	WON-LOST	WINNING	LAST 10	STRENGTH OF	OPP. STRENGTH	TEAM	ADJ.	CONF.	ADJ CONF.
Average RPI Loss:	222	RECORD	PCT. RANK	GAMES	SCHEDULE	OF SCHEDULE	RPI	RPI	RPI	RPI
DIV. I ONLY	1- 9	325	1- 9	342	263	349	349	30	30	
DIV. I NON-CONF.	0- 8	335	0- 8	323	279	349	349	30	30	
TOTALS	RPI 1-25	RPI 26-50	W-L RECORDS	RPI 51-100	RPI 101-150	RPI 150+				
1- 9	0- 0	0- 0	OVERALL	0- 2	0- 0	1- 7				
1- 2	0- 0	0- 0	HOME	0- 0	0- 0	1- 2				
0- 7	0- 0	0- 0	AWAY	0- 2	0- 0	0- 5				
0- 0	0- 0	0- 0	NEUTRAL	0- 0	0- 0	0- 0				
0- 8	0- 0	0- 0	NON-CONFERENCE	0- 2	0- 0	0- 6				
0- 1	0- 0	0- 0	HOME	0- 0	0- 0	0- 1				
0- 7	0- 0	0- 0	AWAY	0- 2	0- 0	0- 5				
0- 0	0- 0	0- 0	NEUTRAL	0- 0	0- 0	0- 0				
1- 1	0- 0	0- 0	CONFERENCE	0- 0	0- 0	1- 1				
1- 1	0- 0	0- 0	HOME	0- 0	0- 0	1- 1				
0- 0	0- 0	0- 0	AWAY	0- 0	0- 0	0- 0				
0- 0	0- 0	0- 0	NEUTRAL	0- 0	0- 0	0- 0				

RPI S	Opponent	Score	RPI S	Opponent	Score	RPI S	Opponent	Score	RPI S	Opponent	Score	Team's RPI: 349
						53	A Charlotte	52 67	192	H Campbell	48 57	
						90	A Nebraska	47 88	221	A USC Upstate	46 68	
									235	A Winthrop	39 62	
									267	A Presbyterian	50 60	
									269	H UMES	49 46	
									296	H Howard	61 68	
									308	A Wofford	37 60	
									340	A Longwood	49 60	
LAST 12 Division I GAMES:												
267	A Presbyterian	50 60	296	H Howard	61 68							
221	A USC Upstate	46 68	269	H UMES	49 46							
308	A Wofford	37 60	53	A Charlotte	52 67							
192	H Campbell	48 57	235	A Winthrop	39 62							
			340	A Longwood	49 60							
			90	A Nebraska	47 88							

Non-Div I Games:

N.C. Central

Average RPI Win:	316	WON-LOST	WINNING	LAST 10	STRENGTH OF	OPP. STRENGTH	TEAM	ADJ.	CONF.	ADJ CONF.
Average RPI Loss:	223	RECORD	PCT. RANK	GAMES	SCHEDULE	OF SCHEDULE	RPI	RPI	RPI	RPI
DIV. I ONLY	1- 8	321	1- 7	277	344	341	341	28	28	
DIV. I NON-CONF.	1- 8	317	1- 8	278	343	342	342	28	28	
TOTALS	RPI 1-25	RPI 26-50	W-L RECORDS	RPI 51-100	RPI 101-150	RPI 150+				
1- 8	0- 0	0- 0	OVERALL	0- 2	0- 0	1- 6				
0- 4	0- 0	0- 0	HOME	0- 1	0- 0	0- 3				
1- 4	0- 0	0- 0	AWAY	0- 1	0- 0	1- 3				
0- 0	0- 0	0- 0	NEUTRAL	0- 0	0- 0	0- 0				
1- 8	0- 0	0- 0	NON-CONFERENCE	0- 2	0- 0	1- 6				
0- 4	0- 0	0- 0	HOME	0- 1	0- 0	0- 3				
1- 4	0- 0	0- 0	AWAY	0- 1	0- 0	1- 3				
0- 0	0- 0	0- 0	NEUTRAL	0- 0	0- 0	0- 0				
0- 0	0- 0	0- 0	CONFERENCE	0- 0	0- 0	0- 0				
0- 0	0- 0	0- 0	HOME	0- 0	0- 0	0- 0				
0- 0	0- 0	0- 0	AWAY	0- 0	0- 0	0- 0				
0- 0	0- 0	0- 0	NEUTRAL	0- 0	0- 0	0- 0				

RPI 1-25				RPI 26-50				RPI 51-100				RPI 101+				Team's RPI: 341	
RPI	S	Opponent	Score	RPI	S	Opponent	Score	RPI	S	Opponent	Score	RPI	S	Opponent	Score		
								59	H	Army West Point	35	71	171	A	Marshall	50	63
								92	A	Virginia	54	81	230	H	Lehigh	47	75
													274	A	Binghamton	50	54
													306	A	Wagner	53	76
													315	H	Vermont	46	54
													316	A	LIU Brooklyn	53	44
													333	H	North Dakota St.	59	64
LAST 12 Division I GAMES:																	
				333	H	North Dakota St.	59	64	306	A	Wagner	53	76				
				315	H	Vermont	46	54	171	A	Marshall	50	63				
				59	H	Army West Point	35	71	230	H	Lehigh	47	75				
				316	A	LIU Brooklyn	53	44	274	A	Binghamton	50	54				
				92	A	Virginia	54	81									

Non-Div I Games: St. Joseph (VT) 71 50 St. Joseph's (Brklr) 78 41

NJIT

[illegible]

Navy

Page 186

Average RPI Win:	191	WON-LOST	WINNING	LAST 10	STRENGTH OF	OPP. STRENGTH	TEAM	ADJ.	CONF.	ADJ CONF.
Average RPI Loss:	21	RECORD	PCT. RANK	GAMES	SCHEDULE	OF SCHEDULE	RPI	RPI	RPI	RPI
DIV. I ONLY	9- 2	36	8- 2	276	11	90	90	3	3	
DIV. I NON-CONF.	9- 2	36	9- 2	277	10	89	89	3	3	
TOTALS	RPI 1-25	RPI 26-50	W-L RECORDS	RPI 51-100	RPI 101-150	RPI 150+				
9- 2	0- 1	0- 1	OVERALL	2- 0	2- 0	5- 0				
9- 0	0- 0	0- 0	HOME	2- 0	2- 0	5- 0				
0- 2	0- 1	0- 1	AWAY	0- 0	0- 0	0- 0				
0- 0	0- 0	0- 0	NEUTRAL	0- 0	0- 0	0- 0				
9- 2	0- 1	0- 1	NON-CONFERENCE	2- 0	2- 0	5- 0				
9- 0	0- 0	0- 0	HOME	2- 0	2- 0	5- 0				
0- 2	0- 1	0- 1	AWAY	0- 0	0- 0	0- 0				
0- 0	0- 0	0- 0	NEUTRAL	0- 0	0- 0	0- 0				
0- 0	0- 0	0- 0	CONFERENCE	0- 0	0- 0	0- 0				
0- 0	0- 0	0- 0	HOME	0- 0	0- 0	0- 0				
0- 0	0- 0	0- 0	AWAY	0- 0	0- 0	0- 0				
0- 0	0- 0	0- 0	NEUTRAL	0- 0	0- 0	0- 0				

RPI 1-25				RPI 26-50				RPI 51-100 Team's RPI: 90				RPI 101+			
RPI	S	Opponent	Score	RPI	S	Opponent	Score	RPI	S	Opponent	Score	RPI	S	Opponent	Score
1	A	UConn	46 88	41	A	California	80 87	75	H	North Carolina St.	88 67	125	H	Creighton	65 63
								77	H	Arkansas St.	79 71	139	H	Southern U.	89 38
												200	H	Ark.-Pine Bluff	96 46
												214	H	Northern Ariz.	90 67
												262	H	North Florida	91 46
												282	H	Evansville	85 40
												349	H	N.C. Central	88 47
LAST 12 Division I GAMES:															
125	H	Creighton	65 63	77	H	Arkansas St.	79 71	214	H	Northern Ariz.	90 67	41	A	California	80 87
75	H	North Carolina St.	88 67	282	H	Evansville	85 40	200	H	Ark.-Pine Bluff	96 46				
1	A	UConn	46 88												
139	H	Southern U.	89 38												
349	H	N.C. Central	88 47												
262	H	North Florida	91 46												

Non-Div I Games:

Nebraska

Nevada

Through Games Of Dec. 27, 2015

Average RPI Win:	0	WON-LOST	WINNING	LAST 10	STRENGTH OF	OPP. STRENGTH	TEAM	ADJ.	CONF.	ADJ CONF.
Average RPI Loss:	166	RECORD	PCT. RANK	GAMES	SCHEDULE	OF SCHEDULE	RPI	RPI	RPI	RPI
DIV. I ONLY	0- 10	338	0- 9	95	330	312	312	17	17	
DIV. I NON-CONF.	0- 10	335	0- 10	98	330	315	315	17	17	
TOTALS	RPI 1-25	RPI 26-50	W-L RECORDS	RPI 51-100	RPI 101-150	RPI 150+				
0- 10	0- 0	0- 1	OVERALL	0- 1	0- 3	0- 5				
0- 5	0- 0	0- 0	HOME	0- 1	0- 2	0- 2				
0- 3	0- 0	0- 0	AWAY	0- 0	0- 1	0- 2				
0- 2	0- 0	0- 1	NEUTRAL	0- 0	0- 0	0- 1				
0- 10	0- 0	0- 1	NON-CONFERENCE	0- 1	0- 3	0- 5				
0- 5	0- 0	0- 0	HOME	0- 1	0- 2	0- 2				
0- 3	0- 0	0- 0	AWAY	0- 0	0- 1	0- 2				
0- 2	0- 0	0- 1	NEUTRAL	0- 0	0- 0	0- 1				
0- 0	0- 0	0- 0	CONFERENCE	0- 0	0- 0	0- 0				
0- 0	0- 0	0- 0	HOME	0- 0	0- 0	0- 0				
0- 0	0- 0	0- 0	AWAY	0- 0	0- 0	0- 0				
0- 0	0- 0	0- 0	NEUTRAL	0- 0	0- 0	0- 0				

RPI 1-25				RPI 26-50				RPI 51-100				RPI 101+				Team's RPI: 312
RPI	S	Opponent	Score	RPI	S	Opponent	Score	RPI	S	Opponent	Score	RPI	S	Opponent	Score	
				42	N	Washington St.	57 70	87	H	San Diego	47 84	111	H	Middle Tenn.	46 90	
												126	A	Pacific	52 74	
												136	H	San Francisco	62 70	
												159	H	Utah Valley	65 73	
												166	A	Ill.-Chicago	55 70	
												206	H	Montana St.	53 66	
												292	N	Loyola Marymount	58 69	
												332	A	UC Irvine	64 68	
LAST 12 Division I GAMES:																
				159	H	Utah Valley	65 73	166	A	Ill.-Chicago	55 70					
				292	N	Loyola Marymount	58 69	126	A	Pacific	52 74					
				42	N	Washington St.	57 70	332	A	UC Irvine	64 68					
				206	H	Montana St.	53 66	136	H	San Francisco	62 70					
				87	H	San Diego	47 84	111	H	Middle Tenn.	46 90					

Non-Div I Games: San Fran. St. 57 51

Nevada

■ Loss,
 ■ Non-Conf, S Site,
 ■ Home
 ■ Away
 N Neutral

New Hampshire

Through Games Of Dec. 27, 2015

Average RPI Win:	308	WON-LOST	WINNING	LAST 10	STRENGTH OF	OPP. STRENGTH	TEAM	ADJ.	CONF.	ADJ CONF.
Average RPI Loss:	163	RECORD	PCT. RANK	GAMES	SCHEDULE	OF SCHEDULE	RPI	RPI	RPI	RPI
DIV. I ONLY	5- 5	155	5- 5	313	295	255	255	20	20	
DIV. I NON-CONF.	5- 5	156	5- 5	312	294	259	259	20	20	
TOTALS	RPI 1-25	RPI 26-50	W-L RECORDS	RPI 51-100	RPI 101-150	RPI 150+				
5- 5	0- 0	0- 1	OVERALL	0- 1	0- 0	5- 3				
2- 3	0- 0	0- 0	HOME	0- 1	0- 0	2- 2				
3- 2	0- 0	0- 0	AWAY	0- 0	0- 0	3- 0				
0- 0	0- 0	0- 0	NEUTRAL	0- 0	0- 0	0- 0				
5- 5	0- 0	0- 1	NON-CONFERENCE	0- 1	0- 0	5- 3				
2- 3	0- 0	0- 0	HOME	0- 1	0- 0	2- 2				
3- 2	0- 0	0- 1	AWAY	0- 0	0- 0	3- 1				
0- 0	0- 0	0- 0	NEUTRAL	0- 0	0- 0	0- 0				
0- 0	0- 0	0- 0	CONFERENCE	0- 0	0- 0	0- 0				
0- 0	0- 0	0- 0	HOME	0- 0	0- 0	0- 0				
0- 0	0- 0	0- 0	AWAY	0- 0	0- 0	0- 0				
0- 0	0- 0	0- 0	NEUTRAL	0- 0	0- 0	0- 0				

RPI S	Opponent	Score	RPI S	Opponent	Score	RPI S	Opponent	Score	RPI S	Opponent	Score
45	A Boston College	51 71	69	H Penn	60 67	190	H Northeastern	54 66	251	A Bryant	42 55
						256	H Manhattan	72 57	258	H Siena	53 57
						288	A Central Conn. St.	64 50	319	A Sacred Heart	81 69
						331	A Dartmouth	61 57	345	H Boston U.	69 52
LAST 12 Division I GAMES:											
251	A Bryant	42 55	45	A Boston College	51 71	258	H Siena	53 57			
69	H Penn	60 67				345	H Boston U.	69 52			
319	A Sacred Heart	81 69	190	H Northeastern	54 66	288	A Central Conn. St.	64 50			
331	A Dartmouth	61 57	256	H Manhattan	72 57						

Non-Div I Games: Colby-Sawyer 72 41

New Hampshire

Loss, Non-Conf, S Site, H Home A Away N Neutral

Average RPI Win:	228	WON-LOST	WINNING	LAST 10	STRENGTH OF	OPP. STRENGTH	TEAM	ADJ.	CONF.	ADJ CONF.
Average RPI Loss:	60	RECORD	PCT. RANK	GAMES	SCHEDULE	OF SCHEDULE	RPI	RPI	RPI	RPI
DIV. I ONLY	7- 4	110	0- 1	99	238	114	114	17	17	
DIV. I NON-CONF.	7- 4	110	0- 1	102	241	114	114	17	17	
TOTALS	RPI 1-25	RPI 26-50	W-L RECORDS	RPI 51-100	RPI 101-150	RPI 150+				
7- 4	0- 1	0- 1	OVERALL	0- 2	1- 0	6- 0				
5- 2	0- 0	0- 1	HOME	0- 1	0- 0	5- 0				
2- 2	0- 1	0- 0	AWAY	0- 1	1- 0	1- 0				
0- 0	0- 0	0- 0	NEUTRAL	0- 0	0- 0	0- 0				
7- 4	0- 1	0- 1	NON-CONFERENCE	0- 2	1- 0	6- 0				
5- 2	0- 0	0- 1	HOME	0- 1	0- 0	5- 0				
2- 2	0- 1	0- 0	AWAY	0- 1	1- 0	1- 0				
0- 0	0- 0	0- 0	NEUTRAL	0- 0	0- 0	0- 0				
0- 0	0- 0	0- 0	CONFERENCE	0- 0	0- 0	0- 0				
0- 0	0- 0	0- 0	HOME	0- 0	0- 0	0- 0				
0- 0	0- 0	0- 0	AWAY	0- 0	0- 0	0- 0				
0- 0	0- 0	0- 0	NEUTRAL	0- 0	0- 0	0- 0				

RPI 1-25				RPI 26-50				RPI 51-100				RPI 101+ Team's RPI: 114			
RPI	S	Opponent	Score	RPI	S	Opponent	Score	RPI	S	Opponent	Score	RPI	S	Opponent	Score
20	A	UTEP	62 70	32	H	Duquesne	69 78	93	A	New Mexico St.	59 78	107	A	Minnesota	72 53
								93	H	New Mexico St.	47 52	151	A	SMU	63 58
												187	H	Sacramento St.	84 71
												242	H	Houston Baptist	65 57
												257	H	Pepperdine	60 52
												307	H	Southern Utah	70 48
												348	H	Nicholls St.	83 43
LAST 12 Division I GAMES:															
				32	H	Duquesne	69 78	257	H	Pepperdine	60 52				
				93	H	New Mexico St.	47 52	151	A	SMU	63 58				
				107	A	Minnesota	72 53	20	A	UTEP	62 70				
				93	A	New Mexico St.	59 78	307	H	Southern Utah	70 48				
				242	H	Houston Baptist	65 57	348	H	Nicholls St.	83 43				
								187	H	Sacramento St.	84 71				

Non-Div I Games:

New Mexico

■ Loss,
■ Non-Conf, S Site,
■ Home
■ Away
N Neutral

Average RPI Win:	213	WON-LOST	WINNING	LAST 10	STRENGTH OF	OPP. STRENGTH	TEAM	ADJ.	CONF.	ADJ CONF.
Average RPI Loss:	40	RECORD	PCT. RANK	GAMES	SCHEDULE	OF SCHEDULE	RPI	RPI	RPI	RPI
DIV. I ONLY	8- 2	49	7- 2	225	64	93	93	23	23	
DIV. I NON-CONF.	8- 2	49	8- 2	231	65	92	92	23	23	
TOTALS	RPI 1-25	RPI 26-50	W-L RECORDS	RPI 51-100	RPI 101-150	RPI 150+				
8- 2	0- 1	0- 0	OVERALL	0- 1	2- 0	6- 0				
5- 1	0- 1	0- 0	HOME	0- 0	1- 0	4- 0				
3- 1	0- 0	0- 0	AWAY	0- 1	1- 0	2- 0				
0- 0	0- 0	0- 0	NEUTRAL	0- 0	0- 0	0- 0				
8- 2	0- 1	0- 0	NON-CONFERENCE	0- 1	2- 0	6- 0				
5- 1	0- 1	0- 0	HOME	0- 0	1- 0	4- 0				
3- 1	0- 0	0- 0	AWAY	0- 1	1- 0	2- 0				
0- 0	0- 0	0- 0	NEUTRAL	0- 0	0- 0	0- 0				
0- 0	0- 0	0- 0	CONFERENCE	0- 0	0- 0	0- 0				
0- 0	0- 0	0- 0	HOME	0- 0	0- 0	0- 0				
0- 0	0- 0	0- 0	AWAY	0- 0	0- 0	0- 0				
0- 0	0- 0	0- 0	NEUTRAL	0- 0	0- 0	0- 0				

RPI 1-25				RPI 26-50				RPI 51-100 Team's RPI: 93				RPI 101+			
RPI	S	Opponent	Score	RPI	S	Opponent	Score	RPI	S	Opponent	Score	RPI	S	Opponent	Score
20	H	UTEP	65 71					60	A	Arizona	64 68	114	A	New Mexico	52 47
												114	H	New Mexico	78 59
												170	H	Northwestern St.	65 54
												187	H	Sacramento St.	80 77
												214	H	Northern Ariz.	87 53
												263	A	San Jose St.	75 66
												307	H	Southern Utah	74 60
												333	A	North Dakota St.	79 69
LAST 12 Division I GAMES:															
114	A	New Mexico	52 47	214	H	Northern Ariz.	87 53								
263	A	San Jose St.	75 66	170	H	Northwestern St.	65 54								
20	H	UTEP	65 71	307	H	Southern Utah	74 60								
60	A	Arizona	64 68	187	H	Sacramento St.	80 77								
				114	H	New Mexico	78 59								
				333	A	North Dakota St.	79 69								

Non-Div I Games: Eastern N.M. 76 61

New Mexico St.

■ Loss,
 ■ Non-Conf, S Site,
 ■ Home
 ■ Away
 N Neutral

Average RPI Win:	310	WON-LOST	WINNING	LAST 10	STRENGTH OF	OPP. STRENGTH	TEAM	ADJ.	CONF.	ADJ CONF.
Average RPI Loss:	241	RECORD	PCT. RANK	GAMES	SCHEDULE	OF SCHEDULE	RPI	RPI	RPI	RPI
DIV. I ONLY	1- 5	307	1- 5	303	347	346	346	26	26	
DIV. I NON-CONF.	1- 5	301	1- 5	302	347	346	346	27	27	
TOTALS	RPI 1-25	RPI 26-50	W-L RECORDS	RPI 51-100	RPI 101-150	RPI 150+				
1- 5	0- 0	0- 0	OVERALL	0- 0	0- 1	1- 4				
1- 1	0- 0	0- 0	HOME	0- 0	0- 0	1- 1				
0- 3	0- 0	0- 0	AWAY	0- 0	0- 0	0- 1				
0- 1	0- 0	0- 0	NEUTRAL	0- 0	0- 0	0- 1				
1- 5	0- 0	0- 0	NON-CONFERENCE	0- 0	0- 1	1- 4				
1- 1	0- 0	0- 0	HOME	0- 0	0- 0	1- 1				
0- 3	0- 0	0- 0	AWAY	0- 0	0- 1	0- 2				
0- 1	0- 0	0- 0	NEUTRAL	0- 0	0- 0	0- 1				
0- 0	0- 0	0- 0	CONFERENCE	0- 0	0- 0	0- 0				
0- 0	0- 0	0- 0	HOME	0- 0	0- 0	0- 0				
0- 0	0- 0	0- 0	AWAY	0- 0	0- 0	0- 0				
0- 0	0- 0	0- 0	NEUTRAL	0- 0	0- 0	0- 0				

RPI	S	Opponent	Score	RPI	S	Opponent	Score	RPI	S	Opponent	Score	RPI	S	Opponent	Score	Team's RPI: 346
												142	A	TCU	36	85
												182	A	Ole Miss	59	97
												234	H	UNCG	79	81
												310	H	Jackson St.	85	68
												311	A	Kennesaw St.	53	60
												337	N	Florida A&M	60	71
LAST 12 Division I GAMES:																
												234	H	UNCG	79	81
												182	A	Ole Miss	59	97
												310	H	Jackson St.	85	68
												311	A	Kennesaw St.	53	60
												337	N	Florida A&M	60	71
												142	A	TCU	36	85

Non-Div I Games: LSU-Alexandria 93 75 Trinity Baptist 109 46

New Orleans

Loss, Non-Conf, S Site, H Home A Away N Neutral

Niagara

Through Games Of Dec. 27, 2015

Average RPI Win:	329	WON-LOST	WINNING	LAST 10	STRENGTH OF	OPP. STRENGTH	TEAM	ADJ.	CONF.	ADJ CONF.
Average RPI Loss:	190	RECORD	PCT. RANK	GAMES	SCHEDULE	OF SCHEDULE	RPI	RPI	RPI	RPI
DIV. I ONLY	1- 9	325	1- 9	191	340	326	326	25	25	
DIV. I NON-CONF.	1- 7	311	1- 7	107	332	297	297	24	24	
TOTALS	RPI 1-25	RPI 26-50	W-L RECORDS	RPI 51-100	RPI 101-150	RPI 150+				
1- 9	0- 0	0- 1	OVERALL	0- 2	0- 1	1- 5				
1- 3	0- 0	0- 0	HOME	0- 2	0- 0	1- 1				
0- 6	0- 0	0- 1	AWAY	0- 0	0- 1	0- 4				
0- 0	0- 0	0- 0	NEUTRAL	0- 0	0- 0	0- 0				
1- 7	0- 0	0- 1	NON-CONFERENCE	0- 2	0- 1	1- 3				
1- 3	0- 0	0- 0	HOME	0- 2	0- 0	1- 1				
0- 4	0- 0	0- 1	AWAY	0- 0	0- 1	0- 2				
0- 0	0- 0	0- 0	NEUTRAL	0- 0	0- 0	0- 0				
0- 2	0- 0	0- 0	CONFERENCE	0- 0	0- 0	0- 2				
0- 0	0- 0	0- 0	HOME	0- 0	0- 0	0- 0				
0- 2	0- 0	0- 0	AWAY	0- 0	0- 0	0- 2				
0- 0	0- 0	0- 0	NEUTRAL	0- 0	0- 0	0- 0				

RPI 1-25				RPI 26-50				RPI 51-100				RPI 101+				Team's RPI: 326	
RPI	S	Opponent	Score	RPI	S	Opponent	Score	RPI	S	Opponent	Score	RPI	S	Opponent	Score		
				49	A	St. Bonaventure	55 67	78	H	Buffalo	48 57	116	A	Texas Tech	45 79		
								100	H	Youngstown St.	54 71	217	A	Detroit	75 80		
												245	H	Oakland	67 77		
												256	A	Manhattan	62 80		
												318	A	Monmouth	60 83		
												329	H	Cleveland St.	73 72		
												331	A	Dartmouth	47 60		
LAST 12 Division I GAMES:																	
				329	H	Cleveland St.	73 72	49	A	St. Bonaventure	55 67						
				245	H	Oakland	67 77	78	H	Buffalo	48 57						
				100	H	Youngstown St.	54 71	331	A	Dartmouth	47 60						
				116	A	Texas Tech	45 79	318	A	Monmouth	60 83						
								256	A	Manhattan	62 80						
								217	A	Detroit	75 80						

Non-Div I Games:

Niagara

 Loss,
 Non-Conf,
 S Site,
 H Home
 A Away
N Neutral

Average RPI Win: 289		WON-LOST	WINNING	LAST 10	STRENGTH OF	OPP. STRENGTH	TEAM	ADJ.	CONF.	ADJ CONF.
Average RPI Loss: 229		RECORD	PCT. RANK	GAMES	SCHEDULE	OF SCHEDULE	RPI	RPI	RPI	RPI
DIV. I ONLY		1- 7	317	1- 0	344	313	348	348	26	26
DIV. I NON-CONF.		1- 7	311	1- 0	345	314	348	348	27	27
TOTALS	RPI 1-25		RPI 26-50		W-L RECORDS	RPI 51-100	RPI 101-150		RPI 150+	
1- 7	0- 0		0- 0		OVERALL	0- 0	0- 1		1- 6	
0- 3	0- 0		0- 0		HOME	0- 0	0- 0		0- 3	
0- 3	0- 0		0- 0		AWAY	0- 0	0- 1		0- 2	
1- 1	0- 0		0- 0		NEUTRAL	0- 0	0- 0		1- 1	
1- 7	0- 0		0- 0		NON-CONFERENCE	0- 0	0- 1		1- 6	
0- 3	0- 0		0- 0		HOME	0- 0	0- 0		0- 3	
0- 3	0- 0		0- 0		AWAY	0- 0	0- 1		0- 2	
1- 1	0- 0		0- 0		NEUTRAL	0- 0	0- 0		1- 1	
0- 0	0- 0		0- 0		CONFERENCE	0- 0	0- 0		0- 0	
0- 0	0- 0		0- 0		HOME	0- 0	0- 0		0- 0	
0- 0	0- 0		0- 0		AWAY	0- 0	0- 0		0- 0	
0- 0	0- 0		0- 0		NEUTRAL	0- 0	0- 0		0- 0	

RPI 1-25				RPI 26-50				RPI 51-100				RPI 101+				Team's RPI: 348	
RPI	S	Opponent	Score	RPI	S	Opponent	Score	RPI	S	Opponent	Score	RPI	S	Opponent	Score		
												114	A	New Mexico	43	83	
												168	N	Samford	43	45	
												225	H	Louisiana Tech	55	58	
												231	A	Troy	51	104	
												270	A	La.-Monroe	57	69	
												275	H	Prairie View	70	81	
												289	N	Mississippi Val.	63	54	
												321	H	Jacksonville St.	49	63	
LAST 12 Division I GAMES:																	
												270	A	La.-Monroe	57	69	
												225	H	Louisiana Tech	55	58	
												231	A	Troy	51	104	
												168	N	Samford	43	45	
												114	A	New Mexico	43	83	
												275	H	Prairie View	70	81	

Non-Div I Games: Southern-N.O. 98 65

Nicholls St.

■ Loss, ■ Non-Conf, S Site, H Home A Away N Neutral

Average RPI Win:	0	WON-LOST	WINNING	LAST 10	STRENGTH OF	OPP. STRENGTH	TEAM	ADJ.	CONF.	ADJ CONF.
Average RPI Loss:	200	RECORD	PCT. RANK	GAMES	SCHEDULE	OF SCHEDULE	RPI	RPI	RPI	RPI
DIV. I ONLY	0- 9	338	0- 9	172	339	334	334	30	30	
DIV. I NON-CONF.	0- 8	335	0- 8	94	346	319	319	30	30	
TOTALS	RPI 1-25	RPI 26-50	W-L RECORDS	RPI 51-100	RPI 101-150	RPI 150+				
0- 9	0- 0	0- 0	OVERALL	0- 2	0- 0	0- 7				
0- 3	0- 0	0- 0	HOME	0- 0	0- 0	0- 3				
0- 6	0- 0	0- 0	AWAY	0- 2	0- 0	0- 4				
0- 0	0- 0	0- 0	NEUTRAL	0- 0	0- 0	0- 0				
0- 8	0- 0	0- 0	NON-CONFERENCE	0- 2	0- 0	0- 6				
0- 3	0- 0	0- 0	HOME	0- 0	0- 0	0- 3				
0- 5	0- 0	0- 0	AWAY	0- 2	0- 0	0- 3				
0- 0	0- 0	0- 0	NEUTRAL	0- 0	0- 0	0- 0				
0- 1	0- 0	0- 0	CONFERENCE	0- 0	0- 0	0- 1				
0- 0	0- 0	0- 0	HOME	0- 0	0- 0	0- 0				
0- 1	0- 0	0- 0	AWAY	0- 0	0- 0	0- 1				
0- 0	0- 0	0- 0	NEUTRAL	0- 0	0- 0	0- 0				

RPI 1-25				RPI 26-50				RPI 51-100				RPI 101+				Team's RPI: 334	
RPI	S	Opponent	Score	RPI	S	Opponent	Score	RPI	S	Opponent	Score	RPI	S	Opponent	Score		
								71	A	Mississippi St.	34	92	171	A	Marshall	67	81
								92	A	Virginia	50	86	175	A	William & Mary	47	67
												221	H	USC Upstate	62	82	
												245	H	Oakland	73	83	
												259	H	UNCW	57	61	
												273	A	Morgan St.	58	67	
												291	A	Loyola Maryland	67	75	
LAST 12 Division I GAMES:																	
				171	A	Marshall	67	81	291	A	Loyola Maryland	67	75				
				175	A	William & Mary	47	67	92	A	Virginia	50	86				
				259	H	UNCW	57	61	221	H	USC Upstate	62	82				
				273	A	Morgan St.	58	67									
				71	A	Mississippi St.	34	92									
				245	H	Oakland	73	83									

Non-Div I Games:

Norfolk St.

North Carolina

Through Games Of Dec. 27, 2015

Average RPI Win:	190	WON-LOST	WINNING	LAST 10	STRENGTH OF	OPP. STRENGTH	TEAM	ADJ.	CONF.	ADJ CONF.
Average RPI Loss:	119	RECORD	PCT. RANK	GAMES	SCHEDULE	OF SCHEDULE	RPI	RPI	RPI	RPI
DIV. I ONLY	8- 5	118	7- 3	38	289	120	120	4	4	
DIV. I NON-CONF.	8- 5	120	8- 4	43	288	122	122	4	4	
TOTALS	RPI 1-25	RPI 26-50	W-L RECORDS	RPI 51-100	RPI 101-150	RPI 150+				
8- 5	0- 0	0- 0	OVERALL	1- 2	3- 2	4- 1				
6- 4	0- 0	0- 0	HOME	0- 1	2- 2	4- 1				
0- 1	0- 0	0- 0	AWAY	0- 1	0- 0	0- 0				
2- 0	0- 0	0- 0	NEUTRAL	1- 0	1- 0	0- 0				
8- 5	0- 0	0- 0	NON-CONFERENCE	1- 2	3- 2	4- 1				
6- 4	0- 0	0- 0	HOME	0- 1	2- 2	4- 1				
0- 1	0- 0	0- 0	AWAY	0- 1	0- 0	0- 0				
2- 0	0- 0	0- 0	NEUTRAL	1- 0	1- 0	0- 0				
0- 0	0- 0	0- 0	CONFERENCE	0- 0	0- 0	0- 0				
0- 0	0- 0	0- 0	HOME	0- 0	0- 0	0- 0				
0- 0	0- 0	0- 0	AWAY	0- 0	0- 0	0- 0				
0- 0	0- 0	0- 0	NEUTRAL	0- 0	0- 0	0- 0				

RPI 1-25			RPI 26-50			RPI 51-100			RPI 101+			Team's RPI: 120
RPI	S	Opponent	Score	RPI	S	Opponent	Score	RPI	S	Opponent	Score	
						51 N Gonzaga	67 62	109 H Iona			64 52	
						63 A Oklahoma St.	67 77	110 H Oregon			77 79	
						76 H Northwestern	72 85	126 H Pacific			63 66	
								130 N Southern Miss.			69 62	
								135 H Yale			70 63	
								221 H USC Upstate			80 40	
								222 H Gardner-Webb			65 66	
								239 H Appalachian St.			68 59	
								301 H Fairleigh Dickinson			64 46	
								337 H Florida A&M			94 58	
LAST 12 Division I GAMES:												
239	H	Appalachian St.	68 59	130	N	Southern Miss.	69 62					
76	H	Northwestern	72 85	221	H	USC Upstate	80 40					
51	N	Gonzaga	67 62	63	A	Oklahoma St.	67 77					
126	H	Pacific	63 66	301	H	Fairleigh Dickinson	64 46					
135	H	Yale	70 63	337	H	Florida A&M	94 58					
109	H	Iona	64 52	110	H	Oregon	77 79					

Non-Div I Games:

North Carolina

■ Loss,
 ■ Non-Conf,
 S Site,
 ■ Home
 ■ Away
 N Neutral

Average RPI Win:	183	WON-LOST	WINNING	LAST 10	STRENGTH OF	OPP. STRENGTH	TEAM	ADJ.	CONF.	ADJ CONF.
Average RPI Loss:	47	RECORD	PCT. RANK	GAMES	SCHEDULE	OF SCHEDULE	RPI	RPI	RPI	RPI
DIV. I ONLY	9- 4	97	6- 4	74	139	75	75	4	4	
DIV. I NON-CONF.	9- 4	96	8- 4	79	141	75	75	4	4	
TOTALS	RPI 1-25	RPI 26-50	W-L RECORDS	RPI 51-100	RPI 101-150	RPI 150+				
9- 4	0- 1	0- 1	OVERALL	1- 2	2- 0	6- 0				
6- 1	0- 0	0- 0	HOME	1- 1	1- 0	4- 0				
1- 2	0- 0	0- 1	AWAY	0- 1	1- 0	0- 0				
2- 1	0- 1	0- 0	NEUTRAL	0- 0	0- 0	2- 0				
9- 4	0- 1	0- 1	NON-CONFERENCE	1- 2	2- 0	6- 0				
6- 1	0- 0	0- 0	HOME	1- 1	1- 0	4- 0				
1- 2	0- 0	0- 1	AWAY	0- 1	1- 0	0- 0				
2- 1	0- 1	0- 0	NEUTRAL	0- 0	0- 0	2- 0				
0- 0	0- 0	0- 0	CONFERENCE	0- 0	0- 0	0- 0				
0- 0	0- 0	0- 0	HOME	0- 0	0- 0	0- 0				
0- 0	0- 0	0- 0	AWAY	0- 0	0- 0	0- 0				
0- 0	0- 0	0- 0	NEUTRAL	0- 0	0- 0	0- 0				

RPI 1-25				RPI 26-50				RPI 51-100				Team's RPI: 75	RPI 101+			
RPI	S	Opponent	Score	RPI	S	Opponent	Score	RPI	S	Opponent	Score		RPI	S	Opponent	Score
15	N	Seton Hall	55 58	29	A	Florida	72 79	53	H	Charlotte	72 65		103	H	Villanova	70 64
								55	H	Elon	66 69		150	A	Liberty	61 53
								90	A	Nebraska	67 88		163	N	UAB	67 56
													183	N	Eastern Ky.	73 62
													189	H	Davidson	58 42
													226	H	Radford	67 52
													250	H	High Point	89 48
													330	H	Western Caro.	86 55
LAST 12 Division I GAMES:																
55	H	Elon	66 69	29	A	Florida	72 79	53	H	Charlotte	72 65	183	N	Eastern Ky.	73 62	
90	A	Nebraska	67 88	330	H	Western Caro.	86 55	150	A	Liberty	61 53	226	H	Radford	67 52	
163	N	UAB	67 56	250	H	High Point	89 48									
15	N	Seton Hall	55 58													
189	H	Davidson	58 42													

Non-Div I Games:

North Carolina St.

■ Loss,
 ■ Non-Conf, S Site,
 ■ Home
 ■ Away
 N Neutral

Average RPI Win:	253	WON-LOST	WINNING	LAST 10	STRENGTH OF	OPP. STRENGTH	TEAM	ADJ.	CONF.	ADJ CONF.
Average RPI Loss:	80	RECORD	PCT. RANK	GAMES	SCHEDULE	OF SCHEDULE	RPI	RPI	RPI	RPI
DIV. I ONLY	4- 7	223	4- 6	56	227	177	177	16	16	
DIV. I NON-CONF.	4- 7	219	4- 7	61	228	180	180	16	16	
TOTALS	RPI 1-25	RPI 26-50	W-L RECORDS	RPI 51-100	RPI 101-150	RPI 150+				
4- 7	0- 0	0- 1	OVERALL	0- 3	1- 3	3- 0				
4- 1	0- 0	0- 0	HOME	0- 1	1- 0	3- 0				
0- 5	0- 0	0- 0	AWAY	0- 0	0- 0	0- 0				
0- 1	0- 0	0- 0	NEUTRAL	0- 1	0- 0	0- 0				
4- 7	0- 0	0- 1	NON-CONFERENCE	0- 3	1- 3	3- 0				
4- 1	0- 0	0- 0	HOME	0- 1	1- 0	3- 0				
0- 5	0- 0	0- 1	AWAY	0- 1	0- 3	0- 0				
0- 1	0- 0	0- 0	NEUTRAL	0- 1	0- 0	0- 0				
0- 0	0- 0	0- 0	CONFERENCE	0- 0	0- 0	0- 0				
0- 0	0- 0	0- 0	HOME	0- 0	0- 0	0- 0				
0- 0	0- 0	0- 0	AWAY	0- 0	0- 0	0- 0				
0- 0	0- 0	0- 0	NEUTRAL	0- 0	0- 0	0- 0				

RPI 1-25			RPI 26-50			RPI 51-100			RPI 101+			Team's RPI: 177
RPI	S	Opponent	Score	RPI	S	Opponent	Score	RPI	S	Opponent	Score	Score
				27	A	Iowa	61 83	54	N	UT Martin	58 84	107 A Minnesota 47 57
								62	H	South Dakota	70 73	110 A Oregon 51 77
								65	A	Drake	63 73	123 H UNI 64 59
												136 A San Francisco 57 74
												241 H Western Ill. 78 67
												313 H Omaha 67 52
												333 H North Dakota St. 71 54
LAST 12 Division I GAMES:												
241	H	Western Ill.	78 67	107	A	Minnesota	47 57	62	H	South Dakota	70 73	
123	H	UNI	64 59	333	H	North Dakota St.	71 54	54	N	UT Martin	58 84	
110	A	Oregon	51 77	27	A	Iowa	61 83					
136	A	San Francisco	57 74									
65	A	Drake	63 73									
313	H	Omaha	67 52									

Non-Div I Games:

North Dakota

■ Loss,
 ■ Non-Conf,
 S Site,
 ■ Home
 ■ Away
 N Neutral

Average RPI Win:	308	WON-LOST	WINNING	LAST 10	STRENGTH OF	OPP. STRENGTH	TEAM	ADJ.	CONF.	ADJ CONF.
Average RPI Loss:	212	RECORD	PCT. RANK	GAMES	SCHEDULE	OF SCHEDULE	RPI	RPI	RPI	RPI
DIV. I ONLY	2- 8	290	2- 7	317	314	333	333	22	22	
DIV. I NON-CONF.	2- 8	287	2- 8	318	315	337	337	22	22	
TOTALS	RPI 1-25	RPI 26-50	W-L RECORDS	RPI 51-100	RPI 101-150	RPI 150+				
2- 8	0- 0	0- 0	OVERALL	0- 2	0- 0	2- 6				
0- 3	0- 0	0- 0	HOME	0- 2	0- 0	0- 1				
1- 3	0- 0	0- 0	AWAY	0- 0	0- 0	1- 3				
1- 2	0- 0	0- 0	NEUTRAL	0- 0	0- 0	1- 2				
2- 8	0- 0	0- 0	NON-CONFERENCE	0- 2	0- 0	2- 6				
0- 3	0- 0	0- 0	HOME	0- 2	0- 0	0- 1				
1- 3	0- 0	0- 0	AWAY	0- 0	0- 0	1- 3				
1- 2	0- 0	0- 0	NEUTRAL	0- 0	0- 0	1- 2				
0- 0	0- 0	0- 0	CONFERENCE	0- 0	0- 0	0- 0				
0- 0	0- 0	0- 0	HOME	0- 0	0- 0	0- 0				
0- 0	0- 0	0- 0	AWAY	0- 0	0- 0	0- 0				
0- 0	0- 0	0- 0	NEUTRAL	0- 0	0- 0	0- 0				

RPI 1-25			RPI 26-50			RPI 51-100			RPI 101+			Team's RPI: 333
RPI	S	Opponent	Score	RPI	S	Opponent	Score	RPI	S	Opponent	Score	
						93 H New Mexico St.	69 79	177 A North Dakota		54 71		
						98 H Maine	51 82	232 N Delaware		50 62		
								237 H Grand Canyon		67 76		
								240 A San Diego St.		54 64		
								275 N Prairie View		79 58		
								287 N N.C. A&T		64 72		
								328 A Kent St.		54 75		
								341 A NJIT		64 59		
LAST 12 Division I GAMES:												
237	H	Grand Canyon	67 76	341	A	NJIT	64 59					
328	A	Kent St.	54 75	275	N	Prairie View	79 58					
232	N	Delaware	50 62	287	N	N.C. A&T	64 72					
240	A	San Diego St.	54 64	177	A	North Dakota	54 71					
98	H	Maine	51 82									
93	H	New Mexico St.	69 79									

Non-Div I Games: Valley City St. 85 77 St. Mary (NE) 88 68

North Dakota St.

Loss, Non-Conf, S Site, H Home A Away N Neutral

North Florida

Through Games Of Dec. 27, 2015

Average RPI Win:	305	WON-LOST	WINNING	LAST 10	STRENGTH OF	OPP. STRENGTH	TEAM	ADJ.	CONF.	ADJ CONF.
Average RPI Loss:	145	RECORD	PCT. RANK	GAMES	SCHEDULE	OF SCHEDULE	RPI	RPI	RPI	RPI
DIV. I ONLY	2- 8	290	1- 7	122	299	262	262	28	28	
DIV. I NON-CONF.	2- 8	287	1- 8	123	299	265	265	28	28	
TOTALS	RPI 1-25	RPI 26-50	W-L RECORDS	RPI 51-100	RPI 101-150	RPI 150+				
2- 8	0- 0	0- 2	OVERALL	0- 1	0- 1	2- 4				
1- 4	0- 0	0- 1	HOME	0- 0	0- 0	1- 3				
1- 4	0- 0	0- 1	AWAY	0- 1	0- 1	1- 1				
0- 0	0- 0	0- 0	NEUTRAL	0- 0	0- 0	0- 0				
2- 8	0- 0	0- 2	NON-CONFERENCE	0- 1	0- 1	2- 4				
1- 4	0- 0	0- 1	HOME	0- 0	0- 0	1- 3				
1- 4	0- 0	0- 1	AWAY	0- 1	0- 1	1- 1				
0- 0	0- 0	0- 0	NEUTRAL	0- 0	0- 0	0- 0				
0- 0	0- 0	0- 0	CONFERENCE	0- 0	0- 0	0- 0				
0- 0	0- 0	0- 0	HOME	0- 0	0- 0	0- 0				
0- 0	0- 0	0- 0	AWAY	0- 0	0- 0	0- 0				
0- 0	0- 0	0- 0	NEUTRAL	0- 0	0- 0	0- 0				

RPI 1-25			RPI 26-50			RPI 51-100			RPI 101+			Team's RPI: 262
RPI	S	Opponent	Score	RPI	S	Opponent	Score	RPI	S	Opponent	Score	
28	A	Florida St.	28 80	28	A	Nebraska	46 91	122	A	Alabama	47 69	
30	H	Purdue	47 70					192	H	Campbell	55 66	
								207	A	Georgia St.	63 76	
								243	H	South Carolina St.	48 53	
								249	H	Bethune-Cookman	49 53	
								285	H	Towson	74 72	
								325	A	UMKC	62 55	
LAST 12 Division I GAMES:												
28	A	Florida St.	28 80	192	H	Campbell	55 66					
30	H	Purdue	47 70	243	H	South Carolina St.	48 53					
90	A	Nebraska	46 91	122	A	Alabama	47 69					
325	A	UMKC	62 55	207	A	Georgia St.	63 76					
				285	H	Towson	74 72					
				249	H	Bethune-Cookman	49 53					

Non-Div I Games: Warner 60 51 Webber Int'l 60 72 Trinity Baptist 97 30

North Florida

North Texas

Through Games Of Dec. 27, 2015

Average RPI Win:	181	WON-LOST	WINNING	LAST 10	STRENGTH OF	OPP. STRENGTH	TEAM	ADJ.	CONF.	ADJ CONF.
Average RPI Loss:	118	RECORD	PCT. RANK	GAMES	SCHEDULE	OF SCHEDULE	RPI	RPI	RPI	RPI
DIV. I ONLY	5- 5	155	5- 5	207	62	174	174	11	11	
DIV. I NON-CONF.	5- 5	156	5- 5	212	63	175	175	11	11	
TOTALS	RPI 1-25	RPI 26-50	W-L RECORDS	RPI 51-100	RPI 101-150	RPI 150+				
5- 5	0- 0	1- 0	OVERALL	0- 1	1- 3	3- 1				
2- 3	0- 0	0- 0	HOME	0- 1	1- 1	1- 1				
3- 2	0- 0	1- 0	AWAY	0- 0	0- 2	2- 0				
0- 0	0- 0	0- 0	NEUTRAL	0- 0	0- 0	0- 0				
5- 5	0- 0	1- 0	NON-CONFERENCE	0- 1	1- 3	3- 1				
2- 3	0- 0	0- 0	HOME	0- 1	1- 1	1- 1				
3- 2	0- 0	1- 0	AWAY	0- 0	0- 2	2- 0				
0- 0	0- 0	0- 0	NEUTRAL	0- 0	0- 0	0- 0				
0- 0	0- 0	0- 0	CONFERENCE	0- 0	0- 0	0- 0				
0- 0	0- 0	0- 0	HOME	0- 0	0- 0	0- 0				
0- 0	0- 0	0- 0	AWAY	0- 0	0- 0	0- 0				
0- 0	0- 0	0- 0	NEUTRAL	0- 0	0- 0	0- 0				

RPI 1-25			RPI 26-50			RPI 51-100			RPI 101+			Team's RPI: 174
RPI	S	Opponent	Score	RPI	S	Opponent	Score	RPI	S	Opponent	Score	
				43	A	Oklahoma	61 57	60	H	Arizona	44 51	
								109	A	Iona	51 62	
								118	H	IUPUI	68 67	
								129	A	Texas St.	62 64	
								136	H	San Francisco	61 69	
								151	H	SMU	60 57	
								156	H	Weber St.	38 45	
								290	A	La Salle	69 63	
								302	A	Incarnate Word	62 55	
LAST 12 Division I GAMES:												
302	A	Incarnate Word	62 55	109	A	Iona	51 62					
290	A	La Salle	69 63	118	H	IUPUI	68 67					
43	A	Oklahoma	61 57	156	H	Weber St.	38 45					
136	H	San Francisco	61 69	151	H	SMU	60 57					
				60	H	Arizona	44 51					
				129	A	Texas St.	62 64					

Non-Div I Games:

North Texas

■ Loss,
 ■ Non-Conf, S Site,
 ■ Home
 ■ Away
 N Neutral

Northeastern

Through Games Of Dec. 27, 2015

Average RPI Win:	245	WON-LOST	WINNING	LAST 10	STRENGTH OF	OPP. STRENGTH	TEAM	ADJ.	CONF.	ADJ CONF.
Average RPI Loss:	107	RECORD	PCT. RANK	GAMES	SCHEDULE	OF SCHEDULE	RPI	RPI	RPI	RPI
DIV. I ONLY	5- 5	155	5- 5	189	213	190	190	13	13	
DIV. I NON-CONF.	5- 5	156	5- 5	196	215	191	191	13	13	
TOTALS	RPI 1-25	RPI 26-50	W-L RECORDS	RPI 51-100	RPI 101-150	RPI 150+				
5- 5	0- 1	0- 1	OVERALL	1- 0	0- 1	4- 2				
2- 3	0- 1	0- 0	HOME	1- 0	0- 1	1- 1				
3- 0	0- 0	0- 0	AWAY	0- 0	0- 0	3- 0				
0- 2	0- 0	0- 1	NEUTRAL	0- 0	0- 0	0- 1				
5- 5	0- 1	0- 1	NON-CONFERENCE	1- 0	0- 1	4- 2				
2- 3	0- 1	0- 0	HOME	1- 0	0- 1	1- 1				
3- 0	0- 0	0- 0	AWAY	0- 0	0- 0	3- 0				
0- 2	0- 0	0- 1	NEUTRAL	0- 0	0- 0	0- 1				
0- 0	0- 0	0- 0	CONFERENCE	0- 0	0- 0	0- 0				
0- 0	0- 0	0- 0	HOME	0- 0	0- 0	0- 0				
0- 0	0- 0	0- 0	AWAY	0- 0	0- 0	0- 0				
0- 0	0- 0	0- 0	NEUTRAL	0- 0	0- 0	0- 0				

RPI 1-25				RPI 26-50				RPI 51-100				RPI 101+ Team's RPI: 190			
RPI	S	Opponent	Score	RPI	S	Opponent	Score	RPI	S	Opponent	Score	RPI	S	Opponent	Score
21	H	Michigan St.	51 77	36	N	Missouri	56 69	98	H	Maine	56 44	104	H	Canisius	57 68
												184	H	Quinnipiac	60 71
												188	N	Fresno St.	55 69
												255	A	New Hampshire	66 54
												258	A	Siena	70 67
												269	H	UMES	60 49
												345	A	Boston U.	77 44
LAST 12 Division I GAMES:															
104	H	Canisius	57 68	255	A	New Hampshire	66 54								
21	H	Michigan St.	51 77	188	N	Fresno St.	55 69								
184	H	Quinnipiac	60 71	36	N	Missouri	56 69								
98	H	Maine	56 44	269	H	UMES	60 49								
				258	A	Siena	70 67								
				345	A	Boston U.	77 44								

Non-Div I Games:

Northeastern

Loss, Non-Conf, S Site, H Home A Away N Neutral

Average RPI Win:	315	WON-LOST	WINNING	LAST 10	STRENGTH OF	OPP. STRENGTH	TEAM	ADJ.	CONF.	ADJ CONF.
Average RPI Loss:	97	RECORD	PCT. RANK	GAMES	SCHEDULE	OF SCHEDULE	RPI	RPI	RPI	RPI
DIV. I ONLY	2- 7	277	2- 6	91	198	214	214	16	16	
DIV. I NON-CONF.	2- 7	276	2- 7	93	199	216	216	16	16	
TOTALS	RPI 1-25	RPI 26-50	W-L RECORDS	RPI 51-100	RPI 101-150	RPI 150+				
2- 7	0- 1	0- 0	OVERALL	0- 3	0- 3	2- 0				
1- 1	0- 0	0- 0	HOME	0- 0	0- 1	1- 0				
1- 5	0- 1	0- 0	AWAY	0- 2	0- 2	1- 0				
0- 1	0- 0	0- 0	NEUTRAL	0- 1	0- 0	0- 0				
2- 7	0- 1	0- 0	NON-CONFERENCE	0- 3	0- 3	2- 0				
1- 1	0- 0	0- 0	HOME	0- 0	0- 1	1- 0				
1- 5	0- 1	0- 0	AWAY	0- 2	0- 2	1- 0				
0- 1	0- 0	0- 0	NEUTRAL	0- 1	0- 0	0- 0				
0- 0	0- 0	0- 0	CONFERENCE	0- 0	0- 0	0- 0				
0- 0	0- 0	0- 0	HOME	0- 0	0- 0	0- 0				
0- 0	0- 0	0- 0	AWAY	0- 0	0- 0	0- 0				
0- 0	0- 0	0- 0	NEUTRAL	0- 0	0- 0	0- 0				

RPI S	Opponent	Score	RPI S	Opponent	Score	RPI S	Opponent	Score	RPI S	Opponent	Score	Team's RPI: 214
20 A	UTEP	66 77				57 N	Long Beach St.	48 69	127 A	Colorado	66 90	
						90 A	Nebraska	67 90	140 A	Iowa St.	63 79	
						93 A	New Mexico St.	53 87	149 H	Hawaii	52 61	
									298 H	Lamar	75 63	
									332 A	UC Irvine	71 55	
LAST 12 Division I GAMES:												
140 A	Iowa St.	63 79	298 H	Lamar	75 63							
90 A	Nebraska	67 90	20 A	UTEP	66 77							
127 A	Colorado	66 90	149 H	Hawaii	52 61							
332 A	UC Irvine	71 55										
93 A	New Mexico St.	53 87										
57 N	Long Beach St.	48 69										

Non-Div I Games: N.M. Highlands 91 43 Dixie St. 68 66

Northern Ariz.

Loss, Non-Conf, S Site, H Home A Away N Neutral

Average RPI Win:	230	WON-LOST	WINNING	LAST 10	STRENGTH OF	OPP. STRENGTH	TEAM	ADJ.	CONF.	ADJ CONF.
Average RPI Loss:	102	RECORD	PCT. RANK	GAMES	SCHEDULE	OF SCHEDULE	RPI	RPI	RPI	RPI
DIV. I ONLY	4- 5	191	4- 5	190	92	178	178	16	16	
DIV. I NON-CONF.	4- 5	191	4- 5	197	90	181	181	16	16	
TOTALS	RPI 1-25	RPI 26-50	W-L RECORDS	RPI 51-100	RPI 101-150	RPI 150+				
4- 5	0- 0	0- 2	OVERALL	0- 1	0- 1	4- 1				
1- 2	0- 0	0- 1	HOME	0- 1	0- 0	1- 0				
1- 3	0- 0	0- 1	AWAY	0- 0	0- 1	1- 1				
2- 0	0- 0	0- 0	NEUTRAL	0- 0	0- 0	2- 0				
4- 5	0- 0	0- 2	NON-CONFERENCE	0- 1	0- 1	4- 1				
1- 2	0- 0	0- 1	HOME	0- 1	0- 0	1- 0				
1- 3	0- 0	0- 1	AWAY	0- 0	0- 1	1- 1				
2- 0	0- 0	0- 0	NEUTRAL	0- 0	0- 0	2- 0				
0- 0	0- 0	0- 0	CONFERENCE	0- 0	0- 0	0- 0				
0- 0	0- 0	0- 0	HOME	0- 0	0- 0	0- 0				
0- 0	0- 0	0- 0	AWAY	0- 0	0- 0	0- 0				
0- 0	0- 0	0- 0	NEUTRAL	0- 0	0- 0	0- 0				

RPI S	Opponent	Score	RPI S	Opponent	Score	RPI S	Opponent	Score	RPI S	Opponent	Score	Team's RPI: 178
46	H St. Mary's (CA)	52 65	52	H Colorado St.	46 62	127	A Colorado	41 63				
50	A South Dakota St.	62 66				155	N Akron	78 65				
						212	H Utah St.	74 60				
						237	A Grand Canyon	59 69				
						265	N Valparaiso	77 63				
						286	A Denver	60 51				
LAST 12 Division I GAMES:												
212	H Utah St.	74 60	237	A Grand Canyon	59 69							
265	N Valparaiso	77 63	52	H Colorado St.	46 62							
155	N Akron	78 65	50	A South Dakota St.	62 66							
46	H St. Mary's (CA)	52 65										
127	A Colorado	41 63										
286	A Denver	60 51										

Non-Div I Games: Western St. 101 48

Northern Colo.

Average RPI Win:	254	WON-LOST	WINNING	LAST 10	STRENGTH OF	OPP. STRENGTH	TEAM	ADJ.	CONF.	ADJ CONF.
Average RPI Loss:	197	RECORD	PCT. RANK	GAMES	SCHEDULE	OF SCHEDULE	RPI	RPI	RPI	RPI
DIV. I ONLY	5- 4	140	1- 0	337	160	252	252	10	10	
DIV. I NON-CONF.	5- 4	142	1- 0	339	161	255	255	10	10	
TOTALS	RPI 1-25	RPI 26-50	W-L RECORDS	RPI 51-100	RPI 101-150	RPI 150+				
5- 4	0- 0	0- 0	OVERALL	1- 0	0- 1	4- 3				
3- 0	0- 0	0- 0	HOME	1- 0	0- 0	2- 0				
0- 3	0- 0	0- 0	AWAY	0- 0	0- 1	0- 2				
2- 1	0- 0	0- 0	NEUTRAL	0- 0	0- 0	2- 1				
5- 4	0- 0	0- 0	NON-CONFERENCE	1- 0	0- 1	4- 3				
3- 0	0- 0	0- 0	HOME	1- 0	0- 0	2- 0				
0- 3	0- 0	0- 0	AWAY	0- 0	0- 1	0- 2				
2- 1	0- 0	0- 0	NEUTRAL	0- 0	0- 0	2- 1				
0- 0	0- 0	0- 0	CONFERENCE	0- 0	0- 0	0- 0				
0- 0	0- 0	0- 0	HOME	0- 0	0- 0	0- 0				
0- 0	0- 0	0- 0	AWAY	0- 0	0- 0	0- 0				
0- 0	0- 0	0- 0	NEUTRAL	0- 0	0- 0	0- 0				

RPI 1-25			RPI 26-50			RPI 51-100			RPI 101+			Team's RPI: 252
RPI	S	Opponent	Score	RPI	S	Opponent	Score	RPI	S	Opponent	Score	
						65	H Drake	87 73				
									137	A Wisconsin	62	89
									199	A SIUE	67	93
									216	H Bradley	68	64
									220	N Kansas	58	66
									233	A Milwaukee	58	73
									309	N Cal St. Fullerton	72	49
									339	N Illinois St.	68	59
									342	H Eastern Ill.	79	63
LAST 12 Division I GAMES:												
220	N	Kansas	58	66	309	N	Cal St. Fullerton	72	49			
342	H	Eastern Ill.	79	63	216	H	Bradley	68	64			
199	A	SIUE	67	93	65	H	Drake	87	73			
					137	A	Wisconsin	62	89			
					339	N	Illinois St.	68	59			
					233	A	Milwaukee	58	73			

Non-Div I Games: Wis. Lutheran 69 42

Northern Ill.

Average RPI Win:	216	WON-LOST	WINNING	LAST 10	STRENGTH OF	OPP. STRENGTH	TEAM	ADJ.	CONF.	ADJ CONF.
Average RPI Loss:	113	RECORD	PCT. RANK	GAMES	SCHEDULE	OF SCHEDULE	RPI	RPI	RPI	RPI
DIV. I ONLY	6- 3	98	5- 3	197	132	145	145	14	14	
DIV. I NON-CONF.	6- 3	97	6- 3	204	134	146	146	14	14	
TOTALS	RPI 1-25	RPI 26-50	W-L RECORDS	RPI 51-100	RPI 101-150	RPI 150+				
6- 3	0- 1	0- 0	OVERALL	1- 0	1- 0	4- 2				
4- 2	0- 1	0- 0	HOME	1- 0	0- 0	3- 1				
2- 1	0- 0	0- 0	AWAY	0- 0	1- 0	1- 1				
0- 0	0- 0	0- 0	NEUTRAL	0- 0	0- 0	0- 0				
6- 3	0- 1	0- 0	NON-CONFERENCE	1- 0	1- 0	4- 2				
4- 2	0- 1	0- 0	HOME	1- 0	0- 0	3- 1				
2- 1	0- 0	0- 0	AWAY	0- 0	1- 0	1- 1				
0- 0	0- 0	0- 0	NEUTRAL	0- 0	0- 0	0- 0				
0- 0	0- 0	0- 0	CONFERENCE	0- 0	0- 0	0- 0				
0- 0	0- 0	0- 0	HOME	0- 0	0- 0	0- 0				
0- 0	0- 0	0- 0	AWAY	0- 0	0- 0	0- 0				
0- 0	0- 0	0- 0	NEUTRAL	0- 0	0- 0	0- 0				

RPI 1-25				RPI 26-50				RPI 51-100				RPI 101+ Team's RPI: 145			
RPI	S	Opponent	Score	RPI	S	Opponent	Score	RPI	S	Opponent	Score	RPI	S	Opponent	Score
5	H	Kentucky	65 84					86	H	Marquette	83 78	141	A	Robert Morris	72 70
												155	H	Akron	75 77
												179	A	Cincinnati	68 71
												236	A	Miami (OH)	71 57
												246	H	Tennessee Tech	88 62
												260	H	Indiana St.	73 67
												324	H	IPFW	77 64
LAST 12 Division I GAMES:															
155	H	Akron	75 77	141	A	Robert Morris	72 70	246	H	Tennessee Tech	88 62				
324	H	IPFW	77 64	86	H	Marquette	83 78	179	A	Cincinnati	68 71				
5	H	Kentucky	65 84	260	H	Indiana St.	73 67	236	A	Miami (OH)	71 57				

Non-Div I Games: West Virginia St. 92 47 Ind.-Kokomo 104 33

Northern Ky.

■ Loss,
 ■ Non-Conf, S Site,
 ■ Home
 ■ Away
 N Neutral

Northwestern

Through Games Of Dec. 27, 2015

Average RPI Win:	182	WON-LOST	WINNING	LAST 10	STRENGTH OF	OPP. STRENGTH	TEAM	ADJ.	CONF.	ADJ CONF.
Average RPI Loss:	35	RECORD	PCT. RANK	GAMES	SCHEDULE	OF SCHEDULE	RPI	RPI	RPI	RPI
DIV. I ONLY	11- 1	11	9- 1	254	36	76	76	3	3	
DIV. I NON-CONF.	11- 1	11	11- 1	258	37	76	76	3	3	
TOTALS	RPI 1-25	RPI 26-50	W-L RECORDS	RPI 51-100	RPI 101-150	RPI 150+				
11- 1	0- 0	1- 1	OVERALL	1- 0	3- 0	6- 0				
6- 1	0- 0	1- 1	HOME	1- 0	0- 0	4- 0				
2- 0	0- 0	0- 0	AWAY	0- 0	1- 0	1- 0				
3- 0	0- 0	0- 0	NEUTRAL	0- 0	2- 0	1- 0				
11- 1	0- 0	1- 1	NON-CONFERENCE	1- 0	3- 0	6- 0				
6- 1	0- 0	1- 1	HOME	1- 0	0- 0	4- 0				
2- 0	0- 0	0- 0	AWAY	0- 0	1- 0	1- 0				
3- 0	0- 0	0- 0	NEUTRAL	0- 0	2- 0	1- 0				
0- 0	0- 0	0- 0	CONFERENCE	0- 0	0- 0	0- 0				
0- 0	0- 0	0- 0	HOME	0- 0	0- 0	0- 0				
0- 0	0- 0	0- 0	AWAY	0- 0	0- 0	0- 0				
0- 0	0- 0	0- 0	NEUTRAL	0- 0	0- 0	0- 0				

RPI 1-25				RPI 26-50				RPI 51-100				Team's RPI: 76		RPI 101+			
RPI	S	Opponent	Score	RPI	S	Opponent	Score	RPI	S	Opponent	Score			RPI	S	Opponent	Score
				35	H	DePaul	64 77	95	H	Western Mich.	86 62			120	A	North Carolina	85 72
				44	H	Idaho St.	72 36							125	N	Creighton	75 52
														134	N	East Carolina	78 75
														153	A	Loyola Chicago	81 72
														227	N	Eastern Wash.	74 70
														233	H	Milwaukee	69 44
														247	H	Alcorn	91 47
														296	H	Howard	89 49
														325	H	UMKC	80 38
LAST 12 Division I GAMES:																	
				325	H	UMKC	80 38	134	N	East Carolina	78 75						
				35	H	DePaul	64 77	125	N	Creighton	75 52						
				247	H	Alcorn	91 47	227	N	Eastern Wash.	74 70						
				153	A	Loyola Chicago	81 72	95	H	Western Mich.	86 62						
				233	H	Milwaukee	69 44	44	H	Idaho St.	72 36						
				120	A	North Carolina	85 72	296	H	Howard	89 49						

Non-Div I Games:

Northwestern

■ Loss,
 ■ Non-Conf, S Site,
 ■ Home
 ■ Away
 N Neutral

Average RPI Win:	274	WON-LOST	WINNING	LAST 10	STRENGTH OF	OPP. STRENGTH	TEAM	ADJ.	CONF.	ADJ CONF.
Average RPI Loss:	66	RECORD	PCT. RANK	GAMES	SCHEDULE	OF SCHEDULE	RPI	RPI	RPI	RPI
DIV. I ONLY	2- 5	256	2- 5	36	114	170	170	26	26	
DIV. I NON-CONF.	2- 5	253	2- 5	41	113	171	171	27	27	
TOTALS	RPI 1-25	RPI 26-50	W-L RECORDS	RPI 51-100	RPI 101-150	RPI 150+				
2- 5	0- 2	0- 0	OVERALL	0- 2	0- 0	2- 1				
2- 0	0- 0	0- 0	HOME	0- 0	0- 0	2- 0				
0- 4	0- 1	0- 0	AWAY	0- 0	0- 0	0- 0				
0- 1	0- 0	0- 0	NEUTRAL	0- 1	0- 0	0- 0				
2- 5	0- 2	0- 0	NON-CONFERENCE	0- 2	0- 0	2- 1				
2- 0	0- 0	0- 0	HOME	0- 0	0- 0	2- 0				
0- 4	0- 2	0- 0	AWAY	0- 1	0- 0	0- 1				
0- 1	0- 0	0- 0	NEUTRAL	0- 1	0- 0	0- 0				
0- 0	0- 0	0- 0	CONFERENCE	0- 0	0- 0	0- 0				
0- 0	0- 0	0- 0	HOME	0- 0	0- 0	0- 0				
0- 0	0- 0	0- 0	AWAY	0- 0	0- 0	0- 0				
0- 0	0- 0	0- 0	NEUTRAL	0- 0	0- 0	0- 0				

RPI 1-25				RPI 26-50				RPI 51-100				RPI 101+ Team's RPI: 170			
RPI	S	Opponent	Score	RPI	S	Opponent	Score	RPI	S	Opponent	Score	RPI	S	Opponent	Score
9	A	Baylor	44 86					57	N	Long Beach St.	59 60	151	A	SMU	36 74
22	A	Texas	33 86					93	A	New Mexico St.	54 65	238	H	Grambling	71 62
												310	H	Jackson St.	59 54
LAST 12 Division I GAMES:															
											</				

Non-Div I Games: LeTourneau 73 44 Central Baptist 86 56 LSU-Alexandria 94 65

Northwestern St.

Average RPI Win:	117	WON-LOST	WINNING	LAST 10	STRENGTH OF	OPP. STRENGTH	TEAM	ADJ.	CONF.	ADJ CONF.
Average RPI Loss:	1	RECORD	PCT. RANK	GAMES	SCHEDULE	OF SCHEDULE	RPI	RPI	RPI	RPI
DIV. I ONLY	10- 1	16	1- 0	35	3	4	4	4	4	4
DIV. I NON-CONF.	10- 1	16	1- 0	40	3	4	4	4	4	4
TOTALS	RPI 1-25	RPI 26-50	W-L RECORDS	RPI 51-100	RPI 101-150	RPI 150+				
10- 1	1- 1	3- 0	OVERALL	2- 0	1- 0	3- 0				
4- 0	1- 0	1- 0	HOME	1- 0	0- 0	1- 0				
4- 1	0- 1	1- 0	AWAY	1- 0	1- 0	1- 0				
2- 0	0- 0	1- 0	NEUTRAL	0- 0	0- 0	1- 0				
10- 1	1- 1	3- 0	NON-CONFERENCE	2- 0	1- 0	3- 0				
4- 0	1- 0	1- 0	HOME	1- 0	0- 0	1- 0				
4- 1	0- 1	1- 0	AWAY	1- 0	1- 0	1- 0				
2- 0	0- 0	1- 0	NEUTRAL	0- 0	0- 0	1- 0				
0- 0	0- 0	0- 0	CONFERENCE	0- 0	0- 0	0- 0				
0- 0	0- 0	0- 0	HOME	0- 0	0- 0	0- 0				
0- 0	0- 0	0- 0	AWAY	0- 0	0- 0	0- 0				
0- 0	0- 0	0- 0	NEUTRAL	0- 0	0- 0	0- 0				

RPI	S	Opponent	Score	RPI	S	Opponent	Score	RPI	S	Opponent	Score	RPI	S	Opponent	Score
1	A	UConn	81 91	35	H	DePaul	95 90	79	H	Toledo	74 39	142	A	TCU	88 72
17	H	Ohio St.	75 72	37	N	UCLA	92 84	82	A	Saint Joseph's	91 55	173	H	Bucknell	85 54
				50	A	South Dakota St.	75 64					265	A	Valparaiso	110 54
												286	N	Denver	94 52
LAST 12 Division I GAMES:															
17	H	Ohio St.	75 72	37	N	UCLA	92 84	82	A	Saint Joseph's	91 55	142	A	TCU	88 72
286	N	Denver	94 52	82	A	Saint Joseph's	91 55	1	A	UConn	81 91	265	A	Valparaiso	110 54
265	A	Valparaiso	110 54	35	H	DePaul	95 90					50	A	South Dakota St.	75 64
50	A	South Dakota St.	75 64	1	A	UConn	81 91					79	H	Toledo	74 39
79	H	Toledo	74 39									173	H	Bucknell	85 54
173	H	Bucknell	85 54												

Non-Div I Games:

Notre Dame

Average RPI Win:	324	WON-LOST	WINNING	LAST 10	STRENGTH OF	OPP. STRENGTH	TEAM	ADJ.	CONF.	ADJ CONF.
Average RPI Loss:	115	RECORD	PCT. RANK	GAMES	SCHEDULE	OF SCHEDULE	RPI	RPI	RPI	RPI
DIV. I ONLY	5- 4	140	5- 4	320	257	245	245	14	14	
DIV. I NON-CONF.	5- 3	115	5- 3	340	244	253	253	14	14	
TOTALS	RPI 1-25	RPI 26-50	W-L RECORDS	RPI 51-100	RPI 101-150	RPI 150+				
5- 4	0- 1	0- 0	OVERALL	0- 1	0- 1	5- 1				
2- 3	0- 1	0- 0	HOME	0- 1	0- 1	2- 0				
3- 1	0- 0	0- 0	AWAY	0- 0	0- 0	3- 1				
0- 0	0- 0	0- 0	NEUTRAL	0- 0	0- 0	0- 0				
5- 3	0- 1	0- 0	NON-CONFERENCE	0- 0	0- 1	5- 1				
2- 2	0- 1	0- 0	HOME	0- 0	0- 1	2- 0				
3- 1	0- 0	0- 0	AWAY	0- 0	0- 0	3- 1				
0- 0	0- 0	0- 0	NEUTRAL	0- 0	0- 0	0- 0				
0- 1	0- 0	0- 0	CONFERENCE	0- 1	0- 0	0- 0				
0- 1	0- 0	0- 0	HOME	0- 1	0- 0	0- 0				
0- 0	0- 0	0- 0	AWAY	0- 0	0- 0	0- 0				
0- 0	0- 0	0- 0	NEUTRAL	0- 0	0- 0	0- 0				

RPI 1-25				RPI 26-50				RPI 51-100				RPI 101+ Team's RPI: 245			
RPI	S	Opponent	Score	RPI	S	Opponent	Score	RPI	S	Opponent	Score	RPI	S	Opponent	Score
21	H	Michigan St.	62 82					100	H	Youngstown St.	77 96	102	H	Central Mich.	87 110
												236	A	Miami (OH)	54 65
												304	A	Chicago St.	74 51
												324	H	IPFW	81 74
												326	A	Niagara	77 67
												331	H	Dartmouth	78 60
												334	A	Norfolk St.	83 73
LAST 12 Division I GAMES:															
334	A	Norfolk St.	83 73	324	H	IPFW	81 74	21	H	Michigan St.	62 82				
326	A	Niagara	77 67	304	A	Chicago St.	74 51	236	A	Miami (OH)	54 65				
102	H	Central Mich.	87 110					331	H	Dartmouth	78 60				
				100	H	Youngstown St.	77 96								

Non-Div I Games: Rochester College 83 49 Mich.-Dearborn 123 38

Oakland

■ Loss,
■ Non-Conf, S Site,
■ Home
■ Away
N Neutral

Average RPI Win:	195	WON-LOST	WINNING	LAST 10	STRENGTH OF	OPP. STRENGTH	TEAM	ADJ.	CONF.	ADJ CONF.
Average RPI Loss:	65	RECORD	PCT. RANK	GAMES	SCHEDULE	OF SCHEDULE	RPI	RPI	RPI	RPI
DIV. I ONLY	7- 3	86	7- 3	146	69	61	61	10	10	
DIV. I NON-CONF.	7- 3	86	7- 3	149	70	61	61	10	10	
TOTALS	RPI 1-25	RPI 26-50	W-L RECORDS	RPI 51-100	RPI 101-150	RPI 150+				
7- 3	0- 0	0- 1	OVERALL	2- 2	1- 0	4- 0				
2- 0	0- 0	0- 0	HOME	0- 0	0- 0	2- 0				
1- 3	0- 0	0- 0	AWAY	0- 1	0- 0	1- 0				
4- 0	0- 0	0- 0	NEUTRAL	2- 0	1- 0	1- 0				
7- 3	0- 0	0- 1	NON-CONFERENCE	2- 2	1- 0	4- 0				
2- 0	0- 0	0- 0	HOME	0- 0	0- 0	2- 0				
1- 3	0- 0	0- 1	AWAY	0- 2	0- 0	1- 0				
4- 0	0- 0	0- 0	NEUTRAL	2- 0	1- 0	1- 0				
0- 0	0- 0	0- 0	CONFERENCE	0- 0	0- 0	0- 0				
0- 0	0- 0	0- 0	HOME	0- 0	0- 0	0- 0				
0- 0	0- 0	0- 0	AWAY	0- 0	0- 0	0- 0				
0- 0	0- 0	0- 0	NEUTRAL	0- 0	0- 0	0- 0				

RPI 1-25				RPI 26-50				RPI 51-100				Team's RPI: 61		RPI 101+			
RPI	S	Opponent	Score	RPI	S	Opponent	Score	RPI	S	Opponent	Score			RPI	S	Opponent	Score
				32	A	Duquesne	47 64	58	N	FGCU	69 57	134	N	East Carolina	64 61		
								66	A	Illinois	53 62	235	N	Winthrop	75 54		
								89	N	Indiana	63 56	259	A	UNCW	75 59		
								96	A	Vanderbilt	59 62	268	H	Saint Francis (PA)	91 65		
												324	H	IPFW	79 52		
LAST 12 Division I GAMES:																	
				134	N	East Carolina	64 61	268	H	Saint Francis (PA)	91 65						
				259	A	UNCW	75 59	324	H	IPFW	79 52						
				32	A	Duquesne	47 64	96	A	Vanderbilt	59 62						
				66	A	Illinois	53 62	89	N	Indiana	63 56						
								235	N	Winthrop	75 54						
								58	N	FGCU	69 57						

Non-Div I Games:

Ohio

Average RPI Win:	146	WON-LOST	WINNING	LAST 10	STRENGTH OF	OPP. STRENGTH	TEAM	ADJ.	CONF.	ADJ CONF.
Average RPI Loss:	4	RECORD	PCT. RANK	GAMES	SCHEDULE	OF SCHEDULE	RPI	RPI	RPI	RPI
DIV. I ONLY	8- 3	71	8- 2	19	17	17	17	3	3	
DIV. I NON-CONF.	8- 3	72	8- 3	20	17	17	17	3	3	
TOTALS	RPI 1-25	RPI 26-50	W-L RECORDS	RPI 51-100	RPI 101-150	RPI 150+				
8- 3	0- 3	2- 0	OVERALL	2- 0	1- 0	3- 0				
5- 1	0- 1	1- 0	HOME	2- 0	0- 0	2- 0				
1- 2	0- 2	0- 0	AWAY	0- 0	0- 0	1- 0				
2- 0	0- 0	1- 0	NEUTRAL	0- 0	1- 0	0- 0				
8- 3	0- 3	2- 0	NON-CONFERENCE	2- 0	1- 0	3- 0				
5- 1	0- 1	1- 0	HOME	2- 0	0- 0	2- 0				
1- 2	0- 2	0- 0	AWAY	0- 0	0- 0	1- 0				
2- 0	0- 0	1- 0	NEUTRAL	0- 0	1- 0	0- 0				
0- 0	0- 0	0- 0	CONFERENCE	0- 0	0- 0	0- 0				
0- 0	0- 0	0- 0	HOME	0- 0	0- 0	0- 0				
0- 0	0- 0	0- 0	AWAY	0- 0	0- 0	0- 0				
0- 0	0- 0	0- 0	NEUTRAL	0- 0	0- 0	0- 0				

RPI 1-25				RPI 26-50				RPI 51-100				RPI 101+			
RPI	S	Opponent	Score	RPI	S	Opponent	Score	RPI	S	Opponent	Score	RPI	S	Opponent	Score
1	H	UConn	56 100	26	N	Texas A&M	95 80	85	H	Belmont	84 56	150	N	Liberty	75 65
4	A	Notre Dame	72 75	40	H	Princeton	90 70	92	H	Virginia	93 73	179	A	Cincinnati	105 76
8	A	South Carolina	80 88									287	H	N.C. A&T	89 56
												306	H	Wagner	106 47
LAST 12 Division I GAMES:															
92	H	Virginia	93 73	26	N	Texas A&M	95 80	150	N	Liberty	75 65	306	H	Wagner	106 47
40	H	Princeton	90 70	40	H	Princeton	90 70	85	H	Belmont	84 56	179	A	Cincinnati	105 76
287	H	N.C. A&T	89 56	287	H	N.C. A&T	89 56	92	H	Virginia	93 73	287	H	N.C. A&T	89 56
179	A	Cincinnati	105 76	179	A	Cincinnati	105 76					306	H	Wagner	106 47
4	A	Notre Dame	72 75	4	A	Notre Dame	72 75	1	H	UConn	56 100				
								8	A	South Carolina	80 88				

Non-Div I Games:

Ohio St.

Average RPI Win: 150		WON-LOST	WINNING	LAST 10	STRENGTH OF	OPP. STRENGTH	TEAM	ADJ.	CONF.	ADJ CONF.
Average RPI Loss: 100		RECORD	PCT. RANK	GAMES	SCHEDULE	OF SCHEDULE	RPI	RPI	RPI	RPI
DIV. I ONLY		9- 2	36	8- 2	103	41	43	43	5	5
DIV. I NON-CONF.		9- 2	36	9- 2	105	42	41	41	5	5
TOTALS		RPI 1-25	RPI 26-50		W-L RECORDS		RPI 51-100	RPI 101-150	RPI 150+	
9- 2	1- 0	2- 1		OVERALL		0- 0	1- 0	5- 1		
4- 1	1- 0	0- 0		HOME		0- 0	0- 0	3- 1		
3- 0	0- 0	1- 0		AWAY		0- 0	0- 0	2- 0		
2- 1	0- 0	1- 1		NEUTRAL		0- 0	1- 0	0- 0		
9- 2	1- 0	2- 1		NON-CONFERENCE		0- 0	1- 0	5- 1		
4- 1	1- 0	0- 0		HOME		0- 0	0- 0	3- 1		
3- 0	0- 0	1- 0		AWAY		0- 0	0- 0	2- 0		
2- 1	0- 0	1- 1		NEUTRAL		0- 0	1- 0	0- 0		
0- 0	0- 0	0- 0		CONFERENCE		0- 0	0- 0	0- 0		
0- 0	0- 0	0- 0		HOME		0- 0	0- 0	0- 0		
0- 0	0- 0	0- 0		AWAY		0- 0	0- 0	0- 0		
0- 0	0- 0	0- 0		NEUTRAL		0- 0	0- 0	0- 0		

RPI 1-25				RPI 26-50				Team's RPI: 43	RPI 51-100				RPI 101+			
RPI	S	Opponent	Score	RPI	S	Opponent	Score		RPI	S	Opponent	Score	RPI	S	Opponent	Score
12	H	BYU	73 47	26	N	Texas A&M	68 74						112	N	Utah	70 55
				34	A	Washington	71 68						174	H	North Texas	57 61
				45	N	Boston College	76 61						197	H	Little Rock	65 52
													216	A	Bradley	79 46
													224	H	UTSA	80 41
													235	H	Winthrop	78 48
													276	A	Tulsa	75 62
LAST 12 Division I GAMES:																
				26	N	Texas A&M	68 74		112	N	Utah	70 55				
				224	H	UTSA	80 41		216	A	Bradley	79 46				
				276	A	Tulsa	75 62		12	H	BYU	73 47				
				34	A	Washington	71 68		174	H	North Texas	57 61				
				197	H	Little Rock	65 52		235	H	Winthrop	78 48				
				45	N	Boston College	76 61									

Non-Div I Games:

Oklahoma

Average RPI Win:	194	WON-LOST	WINNING	LAST 10	STRENGTH OF	OPP. STRENGTH	TEAM	ADJ.	CONF.	ADJ CONF.
Average RPI Loss:	13	RECORD	PCT. RANK	GAMES	SCHEDULE	OF SCHEDULE	RPI	RPI	RPI	RPI
DIV. I ONLY	10- 1	16	9- 1	250	79	63	63	5	5	
DIV. I NON-CONF.	10- 1	16	10- 1	254	79	63	63	5	5	
TOTALS	RPI 1-25	RPI 26-50	W-L RECORDS	RPI 51-100	RPI 101-150	RPI 150+				
10- 1	0- 1	1- 0	OVERALL	0- 0	2- 0	7- 0				
8- 0	0- 0	1- 0	HOME	0- 0	1- 0	6- 0				
2- 1	0- 1	0- 0	AWAY	0- 0	1- 0	1- 0				
0- 0	0- 0	0- 0	NEUTRAL	0- 0	0- 0	0- 0				
10- 1	0- 1	1- 0	NON-CONFERENCE	0- 0	2- 0	7- 0				
8- 0	0- 0	1- 0	HOME	0- 0	1- 0	6- 0				
2- 1	0- 1	0- 0	AWAY	0- 0	1- 0	1- 0				
0- 0	0- 0	0- 0	NEUTRAL	0- 0	0- 0	0- 0				
0- 0	0- 0	0- 0	CONFERENCE	0- 0	0- 0	0- 0				
0- 0	0- 0	0- 0	HOME	0- 0	0- 0	0- 0				
0- 0	0- 0	0- 0	AWAY	0- 0	0- 0	0- 0				
0- 0	0- 0	0- 0	NEUTRAL	0- 0	0- 0	0- 0				

RPI 1-25				RPI 26-50				RPI 51-100				Team's RPI: 63		RPI 101+			
RPI	S	Opponent	Score	RPI	S	Opponent	Score	RPI	S	Opponent	Score			RPI	S	Opponent	Score
13	A	South Fla.	46 68	42	H	Washington St.	70 60							115	A	Missouri St.	74 55
														120	H	North Carolina	77 67
														172	H	UTRGV	78 54
														199	H	SIUE	86 61
														201	H	Oral Roberts	59 55
														213	H	Savannah St.	76 48
														261	A	UCF	74 55
														298	H	Lamar	90 45
														320	H	Texas Southern	87 52
LAST 12 Division I GAMES:																	
261	A	UCF	74 55	213	H	Savannah St.	76 48										
13	A	South Fla.	46 68	115	A	Missouri St.	74 55										
120	H	North Carolina	77 67	199	H	SIUE	86 61										
172	H	UTRGV	78 54	320	H	Texas Southern	87 52										
42	H	Washington St.	70 60	298	H	Lamar	90 45										
201	H	Oral Roberts	59 55														

Non-Div I Games:

Oklahoma St.

Average RPI Win:	291	WON-LOST	WINNING	LAST 10	STRENGTH OF	OPP. STRENGTH	TEAM	ADJ.	CONF.	ADJ CONF.
Average RPI Loss:	96	RECORD	PCT. RANK	GAMES	SCHEDULE	OF SCHEDULE	RPI	RPI	RPI	RPI
DIV. I ONLY	4- 7	223	4- 6	116	228	196	196	11	11	
DIV. I NON-CONF.	4- 7	219	4- 7	117	229	196	196	11	11	
TOTALS	RPI 1-25	RPI 26-50	W-L RECORDS	RPI 51-100	RPI 101-150	RPI 150+				
4- 7	0- 0	0- 2	OVERALL	0- 2	0- 1	4- 2				
2- 2	0- 0	0- 1	HOME	0- 0	0- 1	2- 0				
2- 2	0- 0	0- 0	AWAY	0- 1	0- 0	2- 1				
0- 3	0- 0	0- 1	NEUTRAL	0- 1	0- 0	0- 1				
4- 7	0- 0	0- 2	NON-CONFERENCE	0- 2	0- 1	4- 2				
2- 2	0- 0	0- 1	HOME	0- 0	0- 1	2- 0				
2- 2	0- 0	0- 0	AWAY	0- 1	0- 0	2- 1				
0- 3	0- 0	0- 1	NEUTRAL	0- 1	0- 0	0- 1				
0- 0	0- 0	0- 0	CONFERENCE	0- 0	0- 0	0- 0				
0- 0	0- 0	0- 0	HOME	0- 0	0- 0	0- 0				
0- 0	0- 0	0- 0	AWAY	0- 0	0- 0	0- 0				
0- 0	0- 0	0- 0	NEUTRAL	0- 0	0- 0	0- 0				

RPI S	Opponent	Score	RPI S	Opponent	Score	RPI S	Opponent	Score	RPI S	Opponent	Score	Team's RPI: 196
33	H Miami (FL)	35 61	56	N Maryland	49 95	117	H ETSU	52 56				
50	N South Dakota St.	39 71	70	A VCU	54 74	154	N Pittsburgh	58 67				
						191	A Richmond	57 62				
						269	A UMES	69 52				
						291	H Loyola Maryland	64 41				
						296	A Howard	83 64				
						306	H Wagner	71 57				
LAST 12 Division I GAMES:												
296	A Howard	83 64	269	A UMES	69 52							
291	H Loyola Maryland	64 41	70	A VCU	54 74							
50	N South Dakota St.	39 71	33	H Miami (FL)	35 61							
154	N Pittsburgh	58 67	306	H Wagner	71 57							
56	N Maryland	49 95	191	A Richmond	57 62							
117	H ETSU	52 56										

Non-Div I Games:

Old Dominion

Average RPI Win:	210	WON-LOST	WINNING	LAST 10	STRENGTH OF	OPP. STRENGTH	TEAM	ADJ.	CONF.	ADJ CONF.
Average RPI Loss:	117	RECORD	PCT. RANK	GAMES	SCHEDULE	OF SCHEDULE	RPI	RPI	RPI	RPI
DIV. I ONLY	7- 5	134	6- 4	220	128	182	182	2	2	
DIV. I NON-CONF.	7- 5	137	7- 5	227	130	184	184	2	2	
TOTALS	RPI 1-25	RPI 26-50	W-L RECORDS	RPI 51-100	RPI 101-150	RPI 150+				
7- 5	0- 0	0- 1	OVERALL	2- 0	1- 3	4- 1				
5- 3	0- 0	0- 1	HOME	2- 0	0- 1	3- 1				
2- 2	0- 0	0- 0	AWAY	0- 0	1- 2	1- 0				
0- 0	0- 0	0- 0	NEUTRAL	0- 0	0- 0	0- 0				
7- 5	0- 0	0- 1	NON-CONFERENCE	2- 0	1- 3	4- 1				
5- 3	0- 0	0- 1	HOME	2- 0	0- 1	3- 1				
2- 2	0- 0	0- 0	AWAY	0- 0	1- 2	1- 0				
0- 0	0- 0	0- 0	NEUTRAL	0- 0	0- 0	0- 0				
0- 0	0- 0	0- 0	CONFERENCE	0- 0	0- 0	0- 0				
0- 0	0- 0	0- 0	HOME	0- 0	0- 0	0- 0				
0- 0	0- 0	0- 0	AWAY	0- 0	0- 0	0- 0				
0- 0	0- 0	0- 0	NEUTRAL	0- 0	0- 0	0- 0				

RPI S	Opponent	Score	RPI S	Opponent	Score	RPI S	Opponent	Score	RPI S	Opponent	Score	Team's RPI: 182
48	H Tulane	59 61	84	H Western Ky.	59 53	111	A Middle Tenn.	75 84				
			97	H McNeese St.	96 56	115	H Missouri St.	78 91				
						130	A Southern Miss.	38 57				
						146	A Stony Brook	72 57				
						180	H La.-Lafayette	78 82				
						200	H Ark.-Pine Bluff	80 45				
						289	H Mississippi Val.	97 61				
						306	A Wagner	86 49				
						346	H New Orleans	97 59				
LAST 12 Division I GAMES:												
130	A Southern Miss.	38 57	97	H McNeese St.	96 56							
200	H Ark.-Pine Bluff	80 45	48	H Tulane	59 61							
84	H Western Ky.	59 53	346	H New Orleans	97 59							
306	A Wagner	86 49	115	H Missouri St.	78 91							
146	A Stony Brook	72 57	180	H La.-Lafayette	78 82							
111	A Middle Tenn.	75 84	289	H Mississippi Val.	97 61							

Non-Div I Games:

Ole Miss

■ Loss,
 ■ Non-Conf, S Site,
 ■ Home
 ■ Away
 N Neutral

Average RPI Win:	305	WON-LOST	WINNING	LAST 10	STRENGTH OF	OPP. STRENGTH	TEAM	ADJ.	CONF.	ADJ CONF.
Average RPI Loss:	180	RECORD	PCT. RANK	GAMES	SCHEDULE	OF SCHEDULE	RPI	RPI	RPI	RPI
DIV. I ONLY	5- 5	155	4- 4	349	208	313	313	22	22	
DIV. I NON-CONF.	5- 5	156	5- 5	349	210	316	316	22	22	
TOTALS	RPI 1-25	RPI 26-50	W-L RECORDS	RPI 51-100	RPI 101-150	RPI 150+				
5- 5	0- 0	0- 0	OVERALL	0- 0	0- 1	5- 4				
3- 2	0- 0	0- 0	HOME	0- 0	0- 1	3- 1				
1- 2	0- 0	0- 0	AWAY	0- 0	0- 0	1- 2				
1- 1	0- 0	0- 0	NEUTRAL	0- 0	0- 0	1- 1				
5- 5	0- 0	0- 0	NON-CONFERENCE	0- 0	0- 1	5- 4				
3- 2	0- 0	0- 0	HOME	0- 0	0- 1	3- 1				
1- 2	0- 0	0- 0	AWAY	0- 0	0- 0	1- 2				
1- 1	0- 0	0- 0	NEUTRAL	0- 0	0- 0	1- 1				
0- 0	0- 0	0- 0	CONFERENCE	0- 0	0- 0	0- 0				
0- 0	0- 0	0- 0	HOME	0- 0	0- 0	0- 0				
0- 0	0- 0	0- 0	AWAY	0- 0	0- 0	0- 0				
0- 0	0- 0	0- 0	NEUTRAL	0- 0	0- 0	0- 0				

RPI 1-25				RPI 26-50				RPI 51-100				RPI 101+				Team's RPI: 313	
RPI	S	Opponent	Score	RPI	S	Opponent	Score	RPI	S	Opponent	Score	RPI	S	Opponent	Score		
												125	H	Creighton	46	69	
												159	H	Utah Valley	59	74	
												177	A	North Dakota	52	67	
												199	A	SIUE	86	90	
												242	N	Houston Baptist	51	64	
												260	A	Indiana St.	51	50	
												261	H	UCF	75	60	
												325	H	UMKC	57	42	
												339	N	Illinois St.	60	56	
												342	H	Eastern Ill.	76	67	
LAST 12 Division I GAMES:																	
				342	H	Eastern Ill.	76	67				159	H	Utah Valley	59	74	
				325	H	UMKC	57	42				125	H	Creighton	46	69	
				339	N	Illinois St.	60	56				199	A	SIUE	86	90	
				242	N	Houston Baptist	51	64				261	H	UCF	75	60	
				260	A	Indiana St.	51	50									
				177	A	North Dakota	52	67									

Non-Div I Games: Midland 58 53 Waldorf 97 32

Omaha

Loss, Non-Conf, S Site, H Home A Away N Neutral

Oral Roberts

Through Games Of Dec. 27, 2015

Average RPI Win:	248	WON-LOST	WINNING	LAST 10	STRENGTH OF	OPP. STRENGTH	TEAM	ADJ.	CONF.	ADJ CONF.
Average RPI Loss:	130	RECORD	PCT. RANK	GAMES	SCHEDULE	OF SCHEDULE	RPI	RPI	RPI	RPI
DIV. I ONLY	2- 8	290	2- 7	127	152	201	201	22	22	
DIV. I NON-CONF.	2- 8	287	2- 8	128	153	201	201	22	22	
TOTALS	RPI 1-25	RPI 26-50	W-L RECORDS	RPI 51-100	RPI 101-150	RPI 150+				
2- 8	0- 1	0- 0	OVERALL	0- 3	0- 1	2- 3				
0- 1	0- 0	0- 0	HOME	0- 0	0- 0	0- 1				
2- 7	0- 1	0- 0	AWAY	0- 3	0- 1	2- 2				
0- 0	0- 0	0- 0	NEUTRAL	0- 0	0- 0	0- 0				
2- 8	0- 1	0- 0	NON-CONFERENCE	0- 3	0- 1	2- 3				
0- 1	0- 0	0- 0	HOME	0- 0	0- 0	0- 1				
2- 7	0- 1	0- 0	AWAY	0- 3	0- 1	2- 2				
0- 0	0- 0	0- 0	NEUTRAL	0- 0	0- 0	0- 0				
0- 0	0- 0	0- 0	CONFERENCE	0- 0	0- 0	0- 0				
0- 0	0- 0	0- 0	HOME	0- 0	0- 0	0- 0				
0- 0	0- 0	0- 0	AWAY	0- 0	0- 0	0- 0				
0- 0	0- 0	0- 0	NEUTRAL	0- 0	0- 0	0- 0				

RPI 1-25				RPI 26-50				RPI 51-100				RPI 101+ Team's RPI: 201			
RPI	S	Opponent	Score	RPI	S	Opponent	Score	RPI	S	Opponent	Score	RPI	S	Opponent	Score
9	A	Baylor	39 97					63	A	Oklahoma St.	55 59	115	A	Missouri St.	64 72
								80	A	Eastern Mich.	69 77	197	H	Little Rock	52 66
								83	A	Michigan	44 61	220	A	Kansas	70 63
												237	A	Grand Canyon	64 66
												254	A	Arkansas	50 65
												276	A	Tulsa	59 53
LAST 12 Division I GAMES:															
				83	A	Michigan	44 61	220	A	Kansas	70 63				
				63	A	Oklahoma St.	55 59	9	A	Baylor	39 97				
				197	H	Little Rock	52 66	115	A	Missouri St.	64 72				
				276	A	Tulsa	59 53	254	A	Arkansas	50 65				
				237	A	Grand Canyon	64 66	80	A	Eastern Mich.	69 77				

Non-Div I Games: Lyon 49 68 Evangel 89 46

Oral Roberts

Loss, Non-Conf, S Site, H Home A Away N Neutral

Oregon

Through Games Of Dec. 27, 2015

Average RPI Win:	207	WON-LOST	WINNING	LAST 10	STRENGTH OF	OPP. STRENGTH	TEAM	ADJ.	CONF.	ADJ CONF.
Average RPI Loss:	0	RECORD	PCT. RANK	GAMES	SCHEDULE	OF SCHEDULE	RPI	RPI	RPI	RPI
DIV. I ONLY	10- 0	1	10- 0	347	14	110	110	1	1	
DIV. I NON-CONF.	10- 0	1	10- 0	347	13	110	110	1	1	
TOTALS	RPI 1-25	RPI 26-50	W-L RECORDS	RPI 51-100	RPI 101-150	RPI 150+				
10- 0	0- 0	0- 0	OVERALL	1- 0	1- 0	8- 0				
9- 0	0- 0	0- 0	HOME	1- 0	0- 0	8- 0				
1- 0	0- 0	0- 0	AWAY	0- 0	1- 0	0- 0				
0- 0	0- 0	0- 0	NEUTRAL	0- 0	0- 0	0- 0				
10- 0	0- 0	0- 0	NON-CONFERENCE	1- 0	1- 0	8- 0				
9- 0	0- 0	0- 0	HOME	1- 0	0- 0	8- 0				
1- 0	0- 0	0- 0	AWAY	0- 0	1- 0	0- 0				
0- 0	0- 0	0- 0	NEUTRAL	0- 0	0- 0	0- 0				
0- 0	0- 0	0- 0	CONFERENCE	0- 0	0- 0	0- 0				
0- 0	0- 0	0- 0	HOME	0- 0	0- 0	0- 0				
0- 0	0- 0	0- 0	AWAY	0- 0	0- 0	0- 0				
0- 0	0- 0	0- 0	NEUTRAL	0- 0	0- 0	0- 0				

RPI S	Opponent	Score	RPI S	Opponent	Score	RPI S	Opponent	Score	RPI S	Opponent	Score	Team's RPI: 110
						81	H UC Riverside	95 81	120	A North Carolina	79 77	
									159	H Utah Valley	79 68	
									164	H Hampton	86 51	
									177	H North Dakota	77 51	
									205	H Clemson	69 56	
									263	H San Jose St.	104 74	
									272	H UC Santa Barbara	79 51	
									297	H Portland	93 52	
									327	H Portland St.	122 59	
LAST 12 Division I GAMES:												
327	H	Portland St.	122	59	81	H	UC Riverside	95	81			
272	H	UC Santa Barbara	79	51	297	H	Portland	93	52			
164	H	Hampton	86	51	159	H	Utah Valley	79	68			
120	A	North Carolina	79	77	263	H	San Jose St.	104	74			
					177	H	North Dakota	77	51			
					205	H	Clemson	69	56			

Non-Div I Games:

Oregon

Loss, Non-Conf, S Site, H Home A Away N Neutral

Average RPI Win:	181	WON-LOST	WINNING	LAST 10	STRENGTH OF	OPP. STRENGTH	TEAM	ADJ.	CONF.	ADJ CONF.
Average RPI Loss:	6	RECORD	PCT. RANK	GAMES	SCHEDULE	OF SCHEDULE	RPI	RPI	RPI	RPI
DIV. I ONLY	9- 1	22	9- 1	238	27	73	73	1	1	
DIV. I NON-CONF.	9- 1	21	9- 1	243	29	73	73	1	1	
TOTALS	RPI 1-25	RPI 26-50	W-L RECORDS	RPI 51-100	RPI 101-150	RPI 150+				
9- 1	0- 1	0- 0	OVERALL	4- 0	1- 0	4- 0				
5- 1	0- 1	0- 0	HOME	2- 0	1- 0	2- 0				
2- 0	0- 0	0- 0	AWAY	1- 0	0- 0	1- 0				
2- 0	0- 0	0- 0	NEUTRAL	1- 0	0- 0	1- 0				
9- 1	0- 1	0- 0	NON-CONFERENCE	4- 0	1- 0	4- 0				
5- 1	0- 1	0- 0	HOME	2- 0	1- 0	2- 0				
2- 0	0- 0	0- 0	AWAY	1- 0	0- 0	1- 0				
2- 0	0- 0	0- 0	NEUTRAL	1- 0	0- 0	1- 0				
0- 0	0- 0	0- 0	CONFERENCE	0- 0	0- 0	0- 0				
0- 0	0- 0	0- 0	HOME	0- 0	0- 0	0- 0				
0- 0	0- 0	0- 0	AWAY	0- 0	0- 0	0- 0				
0- 0	0- 0	0- 0	NEUTRAL	0- 0	0- 0	0- 0				

RPI S	Opponent	Score	RPI S	Opponent	Score	RPI S	Opponent	Score	RPI S	Opponent	Score
6	H Tennessee	50 53				67	N Hofstra	73 50	138	H Cal Poly	80 43
						81	H UC Riverside	86 65	254	N Arkansas	63 47
						86	A Marquette	65 58	264	H CSU Bakersfield	75 51
						99	H Idaho	69 44	297	A Portland	94 50
									340	H Longwood	110 45
LAST 12 Division I GAMES:											
138	H Cal Poly	80 43	99	H Idaho	69 44						
6	H Tennessee	50 53	86	A Marquette	65 58						
264	H CSU Bakersfield	75 51	254	N Arkansas	63 47						
340	H Longwood	110 45	67	N Hofstra	73 50						
			81	H UC Riverside	86 65						
			297	A Portland	94 50						

Non-Div I Games:

Oregon St.

Average RPI Win:	221	WON-LOST	WINNING	LAST 10	STRENGTH OF	OPP. STRENGTH	TEAM	ADJ.	CONF.	ADJ CONF.
Average RPI Loss:	104	RECORD	PCT. RANK	GAMES	SCHEDULE	OF SCHEDULE	RPI	RPI	RPI	RPI
DIV. I ONLY	7- 5	134	5- 4	199	137	126	126	8	8	
DIV. I NON-CONF.	6- 4	123	5- 4	272	121	155	155	8	8	
TOTALS	RPI 1-25	RPI 26-50	W-L RECORDS	RPI 51-100	RPI 101-150	RPI 150+				
7- 5	0- 1	0- 0	OVERALL	0- 2	2- 0	5- 2				
3- 1	0- 0	0- 0	HOME	0- 1	1- 0	2- 0				
4- 4	0- 0	0- 0	AWAY	0- 0	1- 0	3- 0				
0- 0	0- 0	0- 0	NEUTRAL	0- 0	0- 0	0- 0				
6- 4	0- 0	0- 0	NON-CONFERENCE	0- 2	1- 0	5- 2				
2- 1	0- 0	0- 0	HOME	0- 1	0- 0	2- 0				
4- 3	0- 0	0- 0	AWAY	0- 1	1- 0	3- 2				
0- 0	0- 0	0- 0	NEUTRAL	0- 0	0- 0	0- 0				
1- 1	0- 1	0- 0	CONFERENCE	0- 0	1- 0	0- 0				
1- 0	0- 0	0- 0	HOME	0- 0	1- 0	0- 0				
0- 1	0- 1	0- 0	AWAY	0- 0	0- 0	0- 0				
0- 0	0- 0	0- 0	NEUTRAL	0- 0	0- 0	0- 0				

RPI 1-25				RPI 26-50				RPI 51-100				RPI 101+ Team's RPI: 126			
RPI	S	Opponent	Score	RPI	S	Opponent	Score	RPI	S	Opponent	Score	RPI	S	Opponent	Score
24	A	Santa Clara	52 76					57	H	Long Beach St.	60 68	120	A	North Carolina	66 63
								60	A	Arizona	56 69	136	H	San Francisco	70 57
												167	A	Montana	54 64
												212	A	Utah St.	70 78
												222	A	Gardner-Webb	84 77
												228	A	UC Davis	66 53
												263	H	San Jose St.	81 69
												264	A	CSU Bakersfield	80 74
												312	H	Nevada	74 52
LAST 12 Division I GAMES:															
136	H	San Francisco	70 57	57	H	Long Beach St.	60 68	222	A	Gardner-Webb	84 77				
24	A	Santa Clara	52 76					120	A	North Carolina	66 63				
312	H	Nevada	74 52					212	A	Utah St.	70 78				
263	H	San Jose St.	81 69					167	A	Montana	54 64				
60	A	Arizona	56 69					228	A	UC Davis	66 53				
264	A	CSU Bakersfield	80 74												

Non-Div I Games: Stanislaus St. 74 61

Pacific

■ Loss,
 ■ Non-Conf,
 ■ S Site,
 ■ H Home
 ■ A Away
 N Neutral

Average RPI Win:	220	WON-LOST	WINNING	LAST 10	STRENGTH OF	OPP. STRENGTH	TEAM	ADJ.	CONF.	ADJ CONF.
Average RPI Loss:	45	RECORD	PCT. RANK	GAMES	SCHEDULE	OF SCHEDULE	RPI	RPI	RPI	RPI
DIV. I ONLY	7- 2	55	7- 2	106	202	69	69	12	12	
DIV. I NON-CONF.	7- 2	54	7- 2	109	205	69	69	12	12	
TOTALS	RPI 1-25	RPI 26-50	W-L RECORDS	RPI 51-100	RPI 101-150	RPI 150+				
7- 2	0- 1	0- 0	OVERALL	1- 1	0- 0	6- 0				
5- 1	0- 1	0- 0	HOME	1- 0	0- 0	4- 0				
2- 1	0- 0	0- 0	AWAY	0- 1	0- 0	2- 0				
0- 0	0- 0	0- 0	NEUTRAL	0- 0	0- 0	0- 0				
7- 2	0- 1	0- 0	NON-CONFERENCE	1- 1	0- 0	6- 0				
5- 1	0- 1	0- 0	HOME	1- 0	0- 0	4- 0				
2- 1	0- 0	0- 0	AWAY	0- 1	0- 0	2- 0				
0- 0	0- 0	0- 0	NEUTRAL	0- 0	0- 0	0- 0				
0- 0	0- 0	0- 0	CONFERENCE	0- 0	0- 0	0- 0				
0- 0	0- 0	0- 0	HOME	0- 0	0- 0	0- 0				
0- 0	0- 0	0- 0	AWAY	0- 0	0- 0	0- 0				
0- 0	0- 0	0- 0	NEUTRAL	0- 0	0- 0	0- 0				

RPI 1-25				RPI 26-50				RPI 51-100 Team's RPI: 69				RPI 101+			
RPI	S	Opponent	Score	RPI	S	Opponent	Score	RPI	S	Opponent	Score	RPI	S	Opponent	Score
7	H	Duke	50 57					52	H	Colorado St.	49 48	158	H	Drexel	72 67
								82	A	Saint Joseph's	46 50	202	A	UMBC	81 46
												223	H	Navy	57 43
												255	A	New Hampshire	67 60
												306	H	Wagner	78 50
												344	H	Lafayette	54 37
LAST 12 Division I GAMES:															
306	H	Wagner	78 50	255	A	New Hampshire	67 60								
158	H	Drexel	72 67	344	H	Lafayette	54 37								
82	A	Saint Joseph's	46 50	202	A	UMBC	81 46								
223	H	Navy	57 43	7	H	Duke	50 57								
52	H	Colorado St.	49 48												

Non-Div I Games:

Penn

Average RPI Win:	246	WON-LOST	WINNING	LAST 10	STRENGTH OF	OPP. STRENGTH	TEAM	ADJ.	CONF.	ADJ CONF.
Average RPI Loss:	72	RECORD	PCT. RANK	GAMES	SCHEDULE	OF SCHEDULE	RPI	RPI	RPI	RPI
DIV. I ONLY	5- 6	175	0- 1	113	67	169	169	3	3	
DIV. I NON-CONF.	5- 6	176	0- 1	114	68	170	170	3	3	
TOTALS	RPI 1-25	RPI 26-50	W-L RECORDS	RPI 51-100	RPI 101-150	RPI 150+				
5- 6	0- 3	0- 1	OVERALL	1- 1	0- 0	4- 1				
5- 1	0- 0	0- 0	HOME	1- 1	0- 0	4- 0				
0- 4	0- 2	0- 1	AWAY	0- 0	0- 0	0- 1				
0- 1	0- 1	0- 0	NEUTRAL	0- 0	0- 0	0- 0				
5- 6	0- 3	0- 1	NON-CONFERENCE	1- 1	0- 0	4- 1				
5- 1	0- 0	0- 0	HOME	1- 1	0- 0	4- 0				
0- 4	0- 2	0- 1	AWAY	0- 0	0- 0	0- 1				
0- 1	0- 1	0- 0	NEUTRAL	0- 0	0- 0	0- 0				
0- 0	0- 0	0- 0	CONFERENCE	0- 0	0- 0	0- 0				
0- 0	0- 0	0- 0	HOME	0- 0	0- 0	0- 0				
0- 0	0- 0	0- 0	AWAY	0- 0	0- 0	0- 0				
0- 0	0- 0	0- 0	NEUTRAL	0- 0	0- 0	0- 0				

RPI 1-25				RPI 26-50				RPI 51-100				RPI 101+ Team's RPI: 169			
RPI	S	Opponent	Score	RPI	S	Opponent	Score	RPI	S	Opponent	Score	RPI	S	Opponent	Score
6	A	Tennessee	66 74	49	A	St. Bonaventure	60 70	74	H	Virginia Tech	59 64	218	H	Fordham	75 59
12	N	BYU	51 63					100	H	Youngstown St.	68 51	279	A	CSUN	73 81
13	A	South Fla.	79 101									288	H	Central Conn. St.	73 47
												303	H	Holy Cross	86 82
												319	H	Sacred Heart	83 46
LAST 12 Division I GAMES:															
49	A	St. Bonaventure	60 70	12	N	BYU	51 63								
100	H	Youngstown St.	68 51	319	H	Sacred Heart	83 46								
13	A	South Fla.	79 101	6	A	Tennessee	66 74								
74	H	Virginia Tech	59 64	218	H	Fordham	75 59								
279	A	CSUN	73 81	303	H	Holy Cross	86 82								
288	H	Central Conn. St.	73 47												

Non-Div I Games:

Penn St.

Pepperdine

Through Games Of Dec. 27, 2015

Average RPI Win:	286	WON-LOST	WINNING	LAST 10	STRENGTH OF	OPP. STRENGTH	TEAM	ADJ.	CONF.	ADJ CONF.
Average RPI Loss:	106	RECORD	PCT. RANK	GAMES	SCHEDULE	OF SCHEDULE	RPI	RPI	RPI	RPI
DIV. I ONLY	5- 7	200	0- 1	294	96	257	257	8	8	
DIV. I NON-CONF.	4- 6	203	0- 1	289	112	251	251	8	8	
TOTALS	RPI 1-25	RPI 26-50	W-L RECORDS	RPI 51-100	RPI 101-150	RPI 150+				
5- 7	0- 0	0- 1	OVERALL	0- 2	0- 3	5- 1				
4- 2	0- 0	0- 0	HOME	0- 1	0- 1	4- 0				
1- 4	0- 0	0- 1	AWAY	0- 1	0- 2	1- 0				
0- 1	0- 0	0- 0	NEUTRAL	0- 0	0- 0	0- 1				
4- 6	0- 0	0- 1	NON-CONFERENCE	0- 1	0- 3	4- 1				
3- 1	0- 0	0- 0	HOME	0- 0	0- 1	3- 0				
1- 4	0- 0	0- 1	AWAY	0- 1	0- 2	1- 0				
0- 1	0- 0	0- 0	NEUTRAL	0- 0	0- 0	0- 1				
1- 1	0- 0	0- 0	CONFERENCE	0- 1	0- 0	1- 0				
1- 1	0- 0	0- 0	HOME	0- 1	0- 0	1- 0				
0- 0	0- 0	0- 0	AWAY	0- 0	0- 0	0- 0				
0- 0	0- 0	0- 0	NEUTRAL	0- 0	0- 0	0- 0				

RPI S	Opponent	Score	RPI S	Opponent	Score	RPI S	Opponent	Score	RPI S	Opponent	Score	Team's RPI: 257
38	A Albany (NY)	49 64	51	H Gonzaga	57 74	114	A New Mexico	52 60	133	A UNLV	63 83	
			59	A Army West Point	53 63	138	H Cal Poly	47 61	209	N George Mason	63 71	
						264	A CSU Bakersfield	76 73	272	H UC Santa Barbara	71 69	
						286	H Denver	64 60	297	H Portland	74 62	
						309	H Cal St. Fullerton	81 75				
LAST 12 Division I GAMES:												
114	A New Mexico	52 60	209	N George Mason	63 71							
264	A CSU Bakersfield	76 73	297	H Portland	74 62							
286	H Denver	64 60	51	H Gonzaga	57 74							
138	H Cal Poly	47 61	133	A UNLV	63 83							
272	H UC Santa Barbara	71 69	38	A Albany (NY)	49 64							
309	H Cal St. Fullerton	81 75	59	A Army West Point	53 63							

Non-Div I Games: Alas. Anchorage 61 94

Pepperdine

Loss, Non-Conf, S Site, H Home A Away N Neutral

Average RPI Win:	256	WON-LOST	WINNING	LAST 10	STRENGTH OF	OPP. STRENGTH	TEAM	ADJ.	CONF.	ADJ CONF.
Average RPI Loss:	57	RECORD	PCT. RANK	GAMES	SCHEDULE	OF SCHEDULE	RPI	RPI	RPI	RPI
DIV. I ONLY	8- 4	98	6- 4	257	116	154	154	4	4	
DIV. I NON-CONF.	8- 4	97	8- 4	260	115	154	154	4	4	
TOTALS	RPI 1-25	RPI 26-50	W-L RECORDS	RPI 51-100	RPI 101-150	RPI 150+				
8- 4	0- 0	0- 2	OVERALL	0- 2	0- 0	8- 0				
6- 0	0- 0	0- 0	HOME	0- 0	0- 0	6- 0				
1- 2	0- 0	0- 1	AWAY	0- 1	0- 0	1- 0				
1- 2	0- 0	0- 1	NEUTRAL	0- 1	0- 0	1- 0				
8- 4	0- 0	0- 2	NON-CONFERENCE	0- 2	0- 0	8- 0				
6- 0	0- 0	0- 0	HOME	0- 0	0- 0	6- 0				
1- 2	0- 0	0- 1	AWAY	0- 1	0- 0	1- 0				
1- 2	0- 0	0- 1	NEUTRAL	0- 1	0- 0	1- 0				
0- 0	0- 0	0- 0	CONFERENCE	0- 0	0- 0	0- 0				
0- 0	0- 0	0- 0	HOME	0- 0	0- 0	0- 0				
0- 0	0- 0	0- 0	AWAY	0- 0	0- 0	0- 0				
0- 0	0- 0	0- 0	NEUTRAL	0- 0	0- 0	0- 0				

RPI 1-25				RPI 26-50				RPI 51-100				RPI 101+				Team's RPI: 154	
RPI	S	Opponent	Score	RPI	S	Opponent	Score	RPI	S	Opponent	Score	RPI	S	Opponent	Score		
				40	A	Princeton	47 61	56	N	Maryland	49 70	194	H	Rider	75 44		
				50	N	South Dakota St.	54 55	83	A	Michigan	45 82	195	H	American	76 58		
												196	N	Old Dominion	67 58		
												268	A	Saint Francis (PA)	74 59		
												294	H	Delaware St.	77 43		
												295	H	Mt. St. Mary's	74 57		
												303	H	Holy Cross	56 50		
												306	H	Wagner	67 41		
LAST 12 Division I GAMES:																	
				295	H	Mt. St. Mary's	74 57	195	H	American	76 58						
				303	H	Holy Cross	56 50	194	H	Rider	75 44						
				83	A	Michigan	45 82	40	A	Princeton	47 61						
				56	N	Maryland	49 70	294	H	Delaware St.	77 43						
				196	N	Old Dominion	67 58	268	A	Saint Francis (PA)	74 59						
				50	N	South Dakota St.	54 55	306	H	Wagner	67 41						

Non-Div I Games:

Pittsburgh

Average RPI Win:	327	WON-LOST	WINNING	LAST 10	STRENGTH OF	OPP. STRENGTH	TEAM	ADJ.	CONF.	ADJ CONF.
Average RPI Loss:	178	RECORD	PCT. RANK	GAMES	SCHEDULE	OF SCHEDULE	RPI	RPI	RPI	RPI
DIV. I ONLY	1- 11	336	1- 9	141	329	297	297	8	8	
DIV. I NON-CONF.	1- 9	323	1- 9	92	316	272	272	8	8	
TOTALS	RPI 1-25	RPI 26-50	W-L RECORDS	RPI 51-100	RPI 101-150	RPI 150+				
1- 11	0- 0	0- 1	OVERALL	0- 1	0- 1	1- 8				
0- 5	0- 0	0- 0	HOME	0- 1	0- 0	0- 4				
1- 6	0- 0	0- 1	AWAY	0- 0	0- 1	1- 4				
0- 0	0- 0	0- 0	NEUTRAL	0- 0	0- 0	0- 0				
1- 9	0- 0	0- 1	NON-CONFERENCE	0- 1	0- 1	1- 6				
0- 5	0- 0	0- 0	HOME	0- 1	0- 0	0- 4				
1- 4	0- 0	0- 1	AWAY	0- 0	0- 1	1- 2				
0- 0	0- 0	0- 0	NEUTRAL	0- 0	0- 0	0- 0				
0- 2	0- 0	0- 0	CONFERENCE	0- 0	0- 0	0- 2				
0- 0	0- 0	0- 0	HOME	0- 0	0- 0	0- 0				
0- 2	0- 0	0- 0	AWAY	0- 0	0- 0	0- 2				
0- 0	0- 0	0- 0	NEUTRAL	0- 0	0- 0	0- 0				

RPI S	Opponent	Score	RPI S	Opponent	Score	RPI S	Opponent	Score	RPI S	Opponent	Score	Team's RPI: 297
34	A Washington	65 83	73	H Oregon St.	50 94	110	A Oregon	52 93	152	H Boise St.	49 89	
						156	H Weber St.	55 57	167	A Montana	67 90	
						206	A Montana St.	57 86	228	H UC Davis	47 72	
						257	A Pepperdine	62 74	279	H CSUN	62 68	
						292	A Loyola Marymount	52 62	327	A Portland St.	69 53	
LAST 12 Division I GAMES:												
110	A Oregon	52 93	257	A Pepperdine	62 74							
152	H Boise St.	49 89	292	A Loyola Marymount	52 62							
34	A Washington	65 83	279	H CSUN	62 68							
228	H UC Davis	47 72	167	A Montana	67 90							
156	H Weber St.	55 57	206	A Montana St.	57 86							
327	A Portland St.	69 53	73	H Oregon St.	50 94							

Non-Div I Games: Willamette 73 54

Portland

Average RPI Win:	279	WON-LOST	WINNING	LAST 10	STRENGTH OF	OPP. STRENGTH	TEAM	ADJ.	CONF.	ADJ CONF.
Average RPI Loss:	165	RECORD	PCT. RANK	GAMES	SCHEDULE	OF SCHEDULE	RPI	RPI	RPI	RPI
DIV. I ONLY	1- 8	321	1- 7	227	248	327	327	16	16	
DIV. I NON-CONF.	1- 8	317	1- 8	233	251	331	331	16	16	
TOTALS	RPI 1-25	RPI 26-50	W-L RECORDS	RPI 51-100	RPI 101-150	RPI 150+				
1- 8	0- 0	0- 1	OVERALL	0- 2	0- 1	1- 4				
1- 3	0- 0	0- 0	HOME	0- 0	0- 0	1- 3				
0- 5	0- 0	0- 1	AWAY	0- 2	0- 1	0- 1				
0- 0	0- 0	0- 0	NEUTRAL	0- 0	0- 0	0- 0				
1- 8	0- 0	0- 1	NON-CONFERENCE	0- 2	0- 1	1- 4				
1- 3	0- 0	0- 0	HOME	0- 0	0- 0	1- 3				
0- 5	0- 0	0- 1	AWAY	0- 2	0- 1	0- 1				
0- 0	0- 0	0- 0	NEUTRAL	0- 0	0- 0	0- 0				
0- 0	0- 0	0- 0	CONFERENCE	0- 0	0- 0	0- 0				
0- 0	0- 0	0- 0	HOME	0- 0	0- 0	0- 0				
0- 0	0- 0	0- 0	AWAY	0- 0	0- 0	0- 0				
0- 0	0- 0	0- 0	NEUTRAL	0- 0	0- 0	0- 0				

RPI S	Opponent	Score	RPI S	Opponent	Score	RPI S	Opponent	Score	RPI S	Opponent	Score	Team's RPI: 327
50	A South Dakota St.	65 74	57	A Long Beach St.	71 89	110	A Oregon	59 122	203	H Seattle	64 85	
			62	A South Dakota	61 103	228	H UC Davis	70 82	279	H CSUN	83 77	
						297	H Portland	53 69	309	A Cal St. Fullerton	69 84	
LAST 12 Division I GAMES:												
62	A South Dakota	61 103	279	H CSUN	83 77							
50	A South Dakota St.	65 74	110	A Oregon	59 122							
228	H UC Davis	70 82	203	H Seattle	64 85							
297	H Portland	53 69										
57	A Long Beach St.	71 89										
309	A Cal St. Fullerton	69 84										

Non-Div I Games: Warner Pacific 64 76 Corban 90 76

Portland St.

Loss, Non-Conf, S Site, H Home A Away N Neutral

FRIDAY VIEW				THROUGH GAMES OF 2007-2008: 17/ 2010						
Average RPI Win:	290	WON-LOST	WINNING	LAST 10	STRENGTH OF	OPP. STRENGTH	TEAM	ADJ.	CONF.	ADJ CONF.
Average RPI Loss:	214	RECORD	PCT. RANK	GAMES	SCHEDULE	OF SCHEDULE	RPI	RPI	RPI	RPI
DIV. I ONLY	3- 4	198	3- 4	334	304	275	275	31	31	
DIV. I NON-CONF.	3- 4	198	3- 4	335	305	276	276	31	31	
TOTALS	RPI 1-25		RPI 26-50	W-L RECORDS	RPI 51-100		RPI 101-150		RPI 150+	
3- 4	0- 0		0- 0	OVERALL	0- 0		0- 2		3- 2	
1- 0	0- 0		0- 0	HOME	0- 0		0- 0		1- 0	
2- 3	0- 0		0- 0	AWAY	0- 0		0- 0		2- 0	
0- 1	0- 0		0- 0	NEUTRAL	0- 0		0- 0		0- 1	
3- 4	0- 0		0- 0	NON-CONFERENCE	0- 0		0- 2		3- 2	
1- 0	0- 0		0- 0	HOME	0- 0		0- 0		1- 0	
2- 3	0- 0		0- 0	AWAY	0- 0		0- 2		2- 1	
0- 1	0- 0		0- 0	NEUTRAL	0- 0		0- 0		0- 1	
0- 0	0- 0		0- 0	CONFERENCE	0- 0		0- 0		0- 0	
0- 0	0- 0		0- 0	HOME	0- 0		0- 0		0- 0	
0- 0	0- 0		0- 0	AWAY	0- 0		0- 0		0- 0	
0- 0	0- 0		0- 0	NEUTRAL	0- 0		0- 0		0- 0	

RPI 1-25				RPI 26-50				RPI 51-100				RPI 101+				Team's RPI: 275	
RPI	S	Opponent	Score	RPI	S	Opponent	Score	RPI	S	Opponent	Score	RPI	S	Opponent	Score		
												113	A	Georgia Tech	48	96	
												142	A	TCU	60	69	
												225	A	Louisiana Tech	77	68	
												266	A	Wichita St.	36	64	
												298	H	Lamar	80	72	
												333	N	North Dakota St.	58	79	
												348	A	Nicholls St.	81	70	
LAST 12 Division I GAMES:																	
				348	A	Nicholls St.	81 70					333	N	North Dakota St.	58	79	
												266	A	Wichita St.	36	64	
												113	A	Georgia Tech	48	96	
												298	H	Lamar	80	72	
												225	A	Louisiana Tech	77	68	
												142	A	TCU	60	69	

Non-Div I Games:	Howard Payne	86	46
------------------	--------------	----	----

Prairie View

Loss, Non-Conf, S Site, H Home A Away N Neutral

Presbyterian

Through Games Of Dec. 27, 2015

Average RPI Win:	345	WON-LOST	WINNING	LAST 10	STRENGTH OF	OPP. STRENGTH	TEAM	ADJ.	CONF.	ADJ CONF.
Average RPI Loss:	151	RECORD	PCT. RANK	GAMES	SCHEDULE	OF SCHEDULE	RPI	RPI	RPI	RPI
DIV. I ONLY	2- 6	272	2- 5	208	322	267	267	27	27	
DIV. I NON-CONF.	1- 5	301	1- 5	198	286	299	299	26	26	
TOTALS	RPI 1-25	RPI 26-50	W-L RECORDS	RPI 51-100	RPI 101-150	RPI 150+				
2- 6	0- 0	0- 0	OVERALL	0- 2	0- 2	2- 2				
1- 1	0- 0	0- 0	HOME	0- 0	0- 0	1- 1				
1- 5	0- 0	0- 0	AWAY	0- 2	0- 2	1- 1				
0- 0	0- 0	0- 0	NEUTRAL	0- 0	0- 0	0- 0				
1- 5	0- 0	0- 0	NON-CONFERENCE	0- 2	0- 2	1- 1				
1- 0	0- 0	0- 0	HOME	0- 0	0- 0	1- 0				
0- 5	0- 0	0- 0	AWAY	0- 2	0- 2	0- 1				
0- 0	0- 0	0- 0	NEUTRAL	0- 0	0- 0	0- 0				
1- 1	0- 0	0- 0	CONFERENCE	0- 0	0- 0	1- 1				
0- 1	0- 0	0- 0	HOME	0- 0	0- 0	0- 1				
1- 0	0- 0	0- 0	AWAY	0- 0	0- 0	1- 0				
0- 0	0- 0	0- 0	NEUTRAL	0- 0	0- 0	0- 0				

RPI 1-25				RPI 26-50				RPI 51-100				RPI 101+				Team's RPI: 267	
RPI	S	Opponent	Score	RPI	S	Opponent	Score	RPI	S	Opponent	Score	RPI	S	Opponent	Score		
								74	A	Virginia Tech	44	58	127	A	Colorado	60	72
								96	A	Vanderbilt	38	56	134	A	East Carolina	57	84
													161	H	UNC Asheville	63	72
													311	A	Kennesaw St.	47	49
													340	A	Longwood	59	38
													349	H	N.C. Central	60	50
LAST 12 Division I GAMES:																	
				349	H	N.C. Central	60	50					134	A	East Carolina	57	84
				127	A	Colorado	60	72					311	A	Kennesaw St.	47	49
				340	A	Longwood	59	38					74	A	Virginia Tech	44	58
				161	H	UNC Asheville	63	72									
				96	A	Vanderbilt	38	56									

Non-Div I Games: Warren Wilson 95 56 Columbia (SC) 104 37 Brevard 70 53

Presbyterian

Average RPI Win:	192	WON-LOST	WINNING	LAST 10	STRENGTH OF	OPP. STRENGTH	TEAM	ADJ.	CONF.	ADJ CONF.
Average RPI Loss:	15	RECORD	PCT. RANK	GAMES	SCHEDULE	OF SCHEDULE	RPI	RPI	RPI	RPI
DIV. I ONLY	9- 3	63	7- 3	94	74	40	40	12	12	
DIV. I NON-CONF.	9- 3	63	9- 3	97	75	39	39	12	12	
TOTALS	RPI 1-25	RPI 26-50	W-L RECORDS	RPI 51-100	RPI 101-150	RPI 150+				
9- 3	0- 3	1- 0	OVERALL	1- 0	0- 0	7- 0				
6- 0	0- 0	1- 0	HOME	1- 0	0- 0	4- 0				
1- 3	0- 3	0- 0	AWAY	0- 0	0- 0	1- 0				
2- 0	0- 0	0- 0	NEUTRAL	0- 0	0- 0	2- 0				
9- 3	0- 3	1- 0	NON-CONFERENCE	1- 0	0- 0	7- 0				
6- 0	0- 0	1- 0	HOME	1- 0	0- 0	4- 0				
1- 3	0- 3	0- 0	AWAY	0- 0	0- 0	1- 0				
2- 0	0- 0	0- 0	NEUTRAL	0- 0	0- 0	2- 0				
0- 0	0- 0	0- 0	CONFERENCE	0- 0	0- 0	0- 0				
0- 0	0- 0	0- 0	HOME	0- 0	0- 0	0- 0				
0- 0	0- 0	0- 0	AWAY	0- 0	0- 0	0- 0				
0- 0	0- 0	0- 0	NEUTRAL	0- 0	0- 0	0- 0				

RPI 1-25				RPI 26-50				Team's RPI: 40				RPI 51-100				RPI 101+			
RPI	S	Opponent	Score	RPI	S	Opponent	Score	RPI	S	Opponent	Score	RPI	S	Opponent	Score	RPI	S	Opponent	Score
14	A	Dayton	81 85	32	H	Duquesne	94 66	83	H	Michigan	74 57	154	H	Pittsburgh	61 47				
15	A	Seton Hall	64 71									194	A	Rider	78 59				
17	A	Ohio St.	70 90									195	H	American	72 34				
												203	N	Seattle	85 48				
												218	H	Fordham	55 44				
												318	H	Monmouth	81 70				
												332	N	UC Irvine	83 42				
LAST 12 Division I GAMES:																			
154	H	Pittsburgh	61 47	14	A	Dayton	81 85												
318	H	Monmouth	81 70	17	A	Ohio St.	70 90												
83	H	Michigan	74 57	218	H	Fordham	55 44												
203	N	Seattle	85 48	15	A	Seton Hall	64 71												
332	N	UC Irvine	83 42	32	H	Duquesne	94 66												
194	A	Rider	78 59	195	H	American	72 34												

Non-Div I Games:

Princeton

Providence

Through Games Of Dec. 27, 2015

Average RPI Win:	250	WON-LOST	WINNING	LAST 10	STRENGTH OF	OPP. STRENGTH	TEAM	ADJ.	CONF.	ADJ CONF.
Average RPI Loss:	90	RECORD	PCT. RANK	GAMES	SCHEDULE	OF SCHEDULE	RPI	RPI	RPI	RPI
DIV. I ONLY	4- 6	204	4- 6	39	243	162	162	6	6	
DIV. I NON-CONF.	4- 6	203	4- 6	44	245	163	163	6	6	
TOTALS	RPI 1-25	RPI 26-50	W-L RECORDS	RPI 51-100	RPI 101-150	RPI 150+				
4- 6	0- 0	0- 2	OVERALL	0- 2	0- 1	4- 1				
3- 3	0- 0	0- 1	HOME	0- 1	0- 0	3- 1				
1- 3	0- 0	0- 1	AWAY	0- 1	0- 1	1- 0				
0- 0	0- 0	0- 0	NEUTRAL	0- 0	0- 0	0- 0				
4- 6	0- 0	0- 2	NON-CONFERENCE	0- 2	0- 1	4- 1				
3- 3	0- 0	0- 1	HOME	0- 1	0- 0	3- 1				
1- 3	0- 0	0- 1	AWAY	0- 1	0- 1	1- 0				
0- 0	0- 0	0- 0	NEUTRAL	0- 0	0- 0	0- 0				
0- 0	0- 0	0- 0	CONFERENCE	0- 0	0- 0	0- 0				
0- 0	0- 0	0- 0	HOME	0- 0	0- 0	0- 0				
0- 0	0- 0	0- 0	AWAY	0- 0	0- 0	0- 0				
0- 0	0- 0	0- 0	NEUTRAL	0- 0	0- 0	0- 0				

RPI S	Opponent	Score	RPI S	Opponent	Score	RPI S	Opponent	Score	RPI S	Opponent	Score	Team's RPI: 162
38	A Albany (NY)	58 71	45	H Boston College	41 67	58	H FGCU	41 50	132	A Brown	47 57	
						74	A Virginia Tech	46 62	181	A Rhode Island	64 55	
									191	H Richmond	50 57	
									248	H Hartford	69 50	
									251	H Bryant	88 78	
									318	H Monmouth	71 59	
LAST 12 Division I GAMES:												
191	H Richmond	50 57	181	A Rhode Island	64 55							
38	A Albany (NY)	58 71	58	H FGCU	41 50							
318	H Monmouth	71 59	251	H Bryant	88 78							
248	H Hartford	69 50	45	H Boston College	41 67							
74	A Virginia Tech	46 62										
132	A Brown	47 57										

Non-Div I Games:

Providence

Loss, Non-Conf, S Site, H Home A Away N Neutral

Average RPI Win:	158	WON-LOST	WINNING	LAST 10	STRENGTH OF	OPP. STRENGTH	TEAM	ADJ.	CONF.	ADJ CONF.
Average RPI Loss:	24	RECORD	PCT. RANK	GAMES	SCHEDULE	OF SCHEDULE	RPI	RPI	RPI	RPI
DIV. I ONLY	9- 2	36	8- 2	49	80	30	30	3	3	
DIV. I NON-CONF.	9- 2	36	9- 2	56	80	29	29	3	3	
TOTALS	RPI 1-25	RPI 26-50	W-L RECORDS	RPI 51-100	RPI 101-150	RPI 150+				
9- 2	1- 1	0- 1	OVERALL	3- 0	1- 0	4- 0				
6- 1	1- 0	0- 1	HOME	2- 0	0- 0	3- 0				
1- 0	0- 0	0- 0	AWAY	0- 0	0- 0	1- 0				
2- 1	0- 1	0- 0	NEUTRAL	1- 0	1- 0	0- 0				
9- 2	1- 1	0- 1	NON-CONFERENCE	3- 0	1- 0	4- 0				
6- 1	1- 0	0- 1	HOME	2- 0	0- 0	3- 0				
1- 0	0- 0	0- 0	AWAY	0- 0	0- 0	1- 0				
2- 1	0- 1	0- 0	NEUTRAL	1- 0	1- 0	0- 0				
0- 0	0- 0	0- 0	CONFERENCE	0- 0	0- 0	0- 0				
0- 0	0- 0	0- 0	HOME	0- 0	0- 0	0- 0				
0- 0	0- 0	0- 0	AWAY	0- 0	0- 0	0- 0				
0- 0	0- 0	0- 0	NEUTRAL	0- 0	0- 0	0- 0				

RPI 1-25				RPI 26-50				Team's RPI: 30	RPI 51-100				RPI 101+			
RPI	S	Opponent	Score	RPI	S	Opponent	Score		RPI	S	Opponent	Score	RPI	S	Opponent	Score
3	N	Stanford	65 71	45	H	Boston College	56 58		64	N	Louisville	62 60	108	N	LSU	69 52
14	H	Dayton	61 58						91	H	Ball St.	73 63	166	H	Ill.-Chicago	62 51
									98	H	Maine	56 33	262	A	North Florida	70 47
													302	H	Incarnate Word	95 27
													321	H	Jacksonville St.	67 48
LAST 12 Division I GAMES:																
3	N	Stanford	65 71	98	H	Maine	56 33									
64	N	Louisville	62 60	91	H	Ball St.	73 63									
108	N	LSU	69 52	302	H	Incarnate Word	95 27									
262	A	North Florida	70 47	14	H	Dayton	61 58									
166	H	Ill.-Chicago	62 51	45	H	Boston College	56 58									
321	H	Jacksonville St.	67 48													

Non-Div I Games:

Purdue

Quinnipiac

Through Games Of Dec. 27, 2015

Average RPI Win:	237	WON-LOST	WINNING	LAST 10	STRENGTH OF	OPP. STRENGTH	TEAM	ADJ.	CONF.	ADJ CONF.
Average RPI Loss:	151	RECORD	PCT. RANK	GAMES	SCHEDULE	OF SCHEDULE	RPI	RPI	RPI	RPI
DIV. I ONLY	5- 5	155	5- 5	202	267	184	184	25	25	
DIV. I NON-CONF.	5- 3	115	5- 3	135	256	105	105	24	24	
TOTALS	RPI 1-25	RPI 26-50	W-L RECORDS	RPI 51-100	RPI 101-150	RPI 150+				
5- 5	0- 0	0- 0	OVERALL	0- 2	1- 0	4- 3				
3- 1	0- 0	0- 0	HOME	0- 0	1- 0	2- 1				
2- 3	0- 0	0- 0	AWAY	0- 0	0- 0	2- 1				
0- 1	0- 0	0- 0	NEUTRAL	0- 1	0- 0	0- 0				
5- 3	0- 0	0- 0	NON-CONFERENCE	0- 2	1- 0	4- 1				
3- 0	0- 0	0- 0	HOME	0- 0	1- 0	2- 0				
2- 2	0- 0	0- 0	AWAY	0- 1	0- 0	2- 1				
0- 1	0- 0	0- 0	NEUTRAL	0- 1	0- 0	0- 0				
0- 2	0- 0	0- 0	CONFERENCE	0- 0	0- 0	0- 2				
0- 1	0- 0	0- 0	HOME	0- 0	0- 0	0- 1				
0- 1	0- 0	0- 0	AWAY	0- 0	0- 0	0- 1				
0- 0	0- 0	0- 0	NEUTRAL	0- 0	0- 0	0- 0				

RPI 1-25				RPI 26-50				RPI 51-100				RPI 101+				Team's RPI: 184	
RPI	S	Opponent	Score	RPI	S	Opponent	Score	RPI	S	Opponent	Score	RPI	S	Opponent	Score		
								59	A	Army West Point	57	67	128	H	Temple	58	56
								68	N	Georgetown	68	80	158	A	Drexel	49	62
													190	A	Northeastern	71	60
													215	A	Marist	47	56
													248	H	Hartford	71	69
													256	H	Manhattan	42	52
													303	H	Holy Cross	74	61
													315	A	Vermont	77	65
LAST 12 Division I GAMES:																	
				128	H	Temple	58	56					158	A	Drexel	49	62
				303	H	Holy Cross	74	61					190	A	Northeastern	71	60
				248	H	Hartford	71	69					256	H	Manhattan	42	52
				59	A	Army West Point	57	67					215	A	Marist	47	56
													315	A	Vermont	77	65
													68	N	Georgetown	68	80

Non-Div I Games:

Quinnipiac

Loss, Non-Conf, S Site, H Home A Away N Neutral

Average RPI Win: 199	WON-LOST	WINNING	LAST 10	STRENGTH OF	OPP. STRENGTH	TEAM	ADJ.	CONF.	ADJ CONF.
Average RPI Loss: 170	RECORD	PCT. RANK	GAMES	SCHEDULE	OF SCHEDULE	RPI	RPI	RPI	RPI
DIV. I ONLY	2- 6	272	2- 6	89	278	226	226	27	27
DIV. I NON-CONF.	2- 5	253	2- 5	37	312	178	178	26	26
TOTALS	RPI 1-25	RPI 26-50	W-L RECORDS	RPI 51-100	RPI 101-150	RPI 150+			
2- 6	0- 0	0- 0	OVERALL	0- 3	0- 0	2- 3			
2- 0	0- 0	0- 0	HOME	0- 0	0- 0	2- 0			
0- 6	0- 0	0- 0	AWAY	0- 3	0- 0	0- 3			
0- 0	0- 0	0- 0	NEUTRAL	0- 0	0- 0	0- 0			
2- 5	0- 0	0- 0	NON-CONFERENCE	0- 3	0- 0	2- 2			
2- 0	0- 0	0- 0	HOME	0- 0	0- 0	2- 0			
0- 5	0- 0	0- 0	AWAY	0- 3	0- 0	0- 2			
0- 0	0- 0	0- 0	NEUTRAL	0- 0	0- 0	0- 0			
0- 1	0- 0	0- 0	CONFERENCE	0- 0	0- 0	0- 1			
0- 0	0- 0	0- 0	HOME	0- 0	0- 0	0- 0			
0- 1	0- 0	0- 0	AWAY	0- 0	0- 0	0- 1			
0- 0	0- 0	0- 0	NEUTRAL	0- 0	0- 0	0- 0			

RPI 1-25			RPI 26-50			RPI 51-100			RPI 101+			Team's RPI: 226
RPI	S	Opponent	Score	RPI	S	Opponent	Score	RPI	S	Opponent	Score	
						74	A Virginia Tech	40	47	189	H Davidson	79 68
						75	A North Carolina St.	52	67	209	H George Mason	66 63
						100	A Youngstown St.	53	54	211	A Xavier	56 63
										250	A High Point	66 71
										308	A Wofford	70 79
LAST 12 Division I GAMES:												
						74	A Virginia Tech	40	47	211	A Xavier	56 63
						308	A Wofford	70	79	250	A High Point	66 71
										189	H Davidson	79 68
										100	A Youngstown St.	53 54
										75	A North Carolina St.	52 67
										209	H George Mason	66 63

Non-Div I Games: Concord 92 36 Lees-McRae 84 39

Radford

Loss, Non-Conf, S Site, H Home A Away N Neutral

Average RPI Win: 268		WON-LOST	WINNING	LAST 10	STRENGTH OF	OPP. STRENGTH	TEAM	ADJ.	CONF.	ADJ CONF.
Average RPI Loss: 110		RECORD	PCT. RANK	GAMES	SCHEDULE	OF SCHEDULE	RPI	RPI	RPI	RPI
DIV. I ONLY		5- 5	155	5- 5	133	306	181	181	9	9
DIV. I NON-CONF.		5- 5	156	5- 5	137	308	183	183	9	9
TOTALS		RPI 1-25	RPI 26-50	W-L RECORDS	RPI 51-100	RPI 101-150	RPI 150+			
5- 5	0- 0		0- 2	OVERALL	0- 0	0- 1	5- 2			
3- 3	0- 0		0- 2	HOME	0- 0	0- 0	3- 1			
2- 2	0- 0		0- 0	AWAY	0- 0	0- 1	2- 1			
0- 0	0- 0		0- 0	NEUTRAL	0- 0	0- 0	0- 0			
5- 5	0- 0		0- 2	NON-CONFERENCE	0- 0	0- 1	5- 2			
3- 3	0- 0		0- 2	HOME	0- 0	0- 0	3- 1			
2- 2	0- 0		0- 0	AWAY	0- 0	0- 1	2- 1			
0- 0	0- 0		0- 0	NEUTRAL	0- 0	0- 0	0- 0			
0- 0	0- 0		0- 0	CONFERENCE	0- 0	0- 0	0- 0			
0- 0	0- 0		0- 0	HOME	0- 0	0- 0	0- 0			
0- 0	0- 0		0- 0	AWAY	0- 0	0- 0	0- 0			
0- 0	0- 0		0- 0	NEUTRAL	0- 0	0- 0	0- 0			

RPI 1-25				RPI 26-50				RPI 51-100				RPI 101+			
RPI	S	Opponent	Score	RPI	S	Opponent	Score	RPI	S	Opponent	Score	RPI	S	Opponent	Score
				38	H	Albany (NY)	58 67					132	A	Brown	63 67
				47	H	Syracuse	54 57					162	H	Providence	55 64
												171	A	Marshall	62 72
												185	H	Columbia	57 56
												198	H	Harvard	56 52
												283	H	UMass Lowell	72 64
												331	A	Dartmouth	57 41
												345	A	Boston U.	57 41
LAST 12 Division I GAMES:															
				162	H	Providence	55 64	38	H	Albany (NY)	58 67				
				185	H	Columbia	57 56	198	H	Harvard	56 52				
				345	A	Boston U.	57 41	171	A	Marshall	62 72				
				331	A	Dartmouth	57 41	47	H	Syracuse	54 57				
				132	A	Brown	63 67								
				283	H	UMass Lowell	72 64								

Non-Div I Games:

Rhode Island

Loss, Non-Conf, S Site, H Home A Away N Neutral

Average RPI Win:	210	WON-LOST	WINNING	LAST 10	STRENGTH OF	OPP. STRENGTH	TEAM	ADJ.	CONF.	ADJ CONF.
Average RPI Loss:	161	RECORD	PCT. RANK	GAMES	SCHEDULE	OF SCHEDULE	RPI	RPI	RPI	RPI
DIV. I ONLY	1- 9	325	1- 9	145	250	284	284	11	11	
DIV. I NON-CONF.	1- 9	323	1- 9	147	253	283	283	11	11	
TOTALS	RPI 1-25	RPI 26-50	W-L RECORDS	RPI 51-100	RPI 101-150	RPI 150+				
1- 9	0- 3	0- 0	OVERALL	0- 1	0- 0	1- 5				
0- 4	0- 1	0- 0	HOME	0- 0	0- 0	0- 3				
1- 5	0- 2	0- 0	AWAY	0- 1	0- 0	1- 2				
0- 0	0- 0	0- 0	NEUTRAL	0- 0	0- 0	0- 0				
1- 9	0- 3	0- 0	NON-CONFERENCE	0- 1	0- 0	1- 5				
0- 4	0- 1	0- 0	HOME	0- 0	0- 0	0- 3				
1- 5	0- 2	0- 0	AWAY	0- 1	0- 0	1- 2				
0- 0	0- 0	0- 0	NEUTRAL	0- 0	0- 0	0- 0				
0- 0	0- 0	0- 0	CONFERENCE	0- 0	0- 0	0- 0				
0- 0	0- 0	0- 0	HOME	0- 0	0- 0	0- 0				
0- 0	0- 0	0- 0	AWAY	0- 0	0- 0	0- 0				
0- 0	0- 0	0- 0	NEUTRAL	0- 0	0- 0	0- 0				

RPI 1-25				RPI 26-50				RPI 51-100				RPI 101+ Team's RPI: 284			
RPI	S	Opponent	Score	RPI	S	Opponent	Score	RPI	S	Opponent	Score	RPI	S	Opponent	Score
5	A	Kentucky	39 72					97	A	McNeese St.	53 61	198	H	Harvard	61 67
9	A	Baylor	38 89									204	H	Houston	59 62
22	H	Texas	47 70									210	A	Sam Houston St.	58 46
												253	A	Stephen F. Austin	45 59
												320	H	Texas Southern	66 69
												343	A	A&M-Corpus Christi	55 60
LAST 12 Division I GAMES:															
210	A	Sam Houston St.	58 46	320	H	Texas Southern	66 69								
204	H	Houston	59 62	253	A	Stephen F. Austin	45 59								
9	A	Baylor	38 89	343	A	A&M-Corpus Christi	55 60								
198	H	Harvard	61 67	5	A	Kentucky	39 72								
97	A	McNeese St.	53 61												
22	H	Texas	47 70												

Non-Div I Games:

Rice

■ Loss,
■ Non-Conf,
■ S Site,
■ H Home
■ A Away
N Neutral

Average RPI Win:	207	WON-LOST	WINNING	LAST 10	STRENGTH OF	OPP. STRENGTH	TEAM	ADJ.	CONF.	ADJ CONF.
Average RPI Loss:	151	RECORD	PCT. RANK	GAMES	SCHEDULE	OF SCHEDULE	RPI	RPI	RPI	RPI
DIV. I ONLY	6- 5	149	5- 5	217	158	191	191	9	9	
DIV. I NON-CONF.	6- 5	150	6- 5	223	160	192	192	9	9	
TOTALS	RPI 1-25	RPI 26-50	W-L RECORDS	RPI 51-100	RPI 101-150	RPI 150+				
6- 5	0- 0	0- 0	OVERALL	0- 1	0- 2	6- 2				
4- 2	0- 0	0- 0	HOME	0- 0	0- 1	4- 1				
1- 2	0- 0	0- 0	AWAY	0- 0	0- 1	1- 1				
1- 1	0- 0	0- 0	NEUTRAL	0- 1	0- 0	1- 0				
6- 5	0- 0	0- 0	NON-CONFERENCE	0- 1	0- 2	6- 2				
4- 2	0- 0	0- 0	HOME	0- 0	0- 1	4- 1				
1- 2	0- 0	0- 0	AWAY	0- 0	0- 1	1- 1				
1- 1	0- 0	0- 0	NEUTRAL	0- 1	0- 0	1- 0				
0- 0	0- 0	0- 0	CONFERENCE	0- 0	0- 0	0- 0				
0- 0	0- 0	0- 0	HOME	0- 0	0- 0	0- 0				
0- 0	0- 0	0- 0	AWAY	0- 0	0- 0	0- 0				
0- 0	0- 0	0- 0	NEUTRAL	0- 0	0- 0	0- 0				

RPI 1-25				RPI 26-50				RPI 51-100				RPI 101+				Team's RPI: 191	
RPI	S	Opponent	Score	RPI	S	Opponent	Score	RPI	S	Opponent	Score	RPI	S	Opponent	Score		
								86	N	Marquette	80	98	119	H	James Madison	47	73
												147	A	Wake Forest	33	43	
												162	A	Providence	57	50	
												165	H	Furman	62	69	
												175	H	William & Mary	56	50	
												183	H	Eastern Ky.	81	62	
												196	H	Old Dominion	62	57	
												239	A	Appalachian St.	59	73	
												259	H	UNCW	63	53	
												266	N	Wichita St.	63	50	
LAST 12 Division I GAMES:																	
165	H	Furman	62	69	147	A	Wake Forest	33	43								
86	N	Marquette	80	98	239	A	Appalachian St.	59	73								
266	N	Wichita St.	63	50	119	H	James Madison	47	73								
259	H	UNCW	63	53	162	A	Providence	57	50								
175	H	William & Mary	56	50	196	H	Old Dominion	62	57								
183	H	Eastern Ky.	81	62													

Non-Div I Games:

Richmond

Average RPI Win:	276	WON-LOST	WINNING	LAST 10	STRENGTH OF	OPP. STRENGTH	TEAM	ADJ.	CONF.	ADJ CONF.
Average RPI Loss:	111	RECORD	PCT. RANK	GAMES	SCHEDULE	OF SCHEDULE	RPI	RPI	RPI	RPI
DIV. I ONLY	3- 6	234	3- 6	75	310	194	194	25	25	
DIV. I NON-CONF.	3- 4	198	3- 4	70	335	158	158	24	24	
TOTALS	RPI 1-25	RPI 26-50	W-L RECORDS	RPI 51-100	RPI 101-150	RPI 150+				
3- 6	0- 0	0- 1	OVERALL	0- 1	0- 2	3- 2				
2- 2	0- 0	0- 1	HOME	0- 0	0- 1	2- 0				
1- 4	0- 0	0- 0	AWAY	0- 1	0- 1	1- 2				
0- 0	0- 0	0- 0	NEUTRAL	0- 0	0- 0	0- 0				
3- 4	0- 0	0- 1	NON-CONFERENCE	0- 1	0- 0	3- 2				
2- 1	0- 0	0- 1	HOME	0- 0	0- 0	2- 0				
1- 3	0- 0	0- 0	AWAY	0- 1	0- 0	1- 2				
0- 0	0- 0	0- 0	NEUTRAL	0- 0	0- 0	0- 0				
0- 2	0- 0	0- 0	CONFERENCE	0- 0	0- 2	0- 0				
0- 1	0- 0	0- 0	HOME	0- 0	0- 1	0- 0				
0- 1	0- 0	0- 0	AWAY	0- 0	0- 1	0- 0				
0- 0	0- 0	0- 0	NEUTRAL	0- 0	0- 0	0- 0				

RPI 1-25			RPI 26-50			RPI 51-100			RPI 101+			Team's RPI: 194
RPI	S	Opponent	Score	RPI	S	Opponent	Score	RPI	S	Opponent	Score	
				40	H	Princeton	59 78	59	A	Army West Point	42 57	
								104	H	Canisius	64 73	
								109	A	Iona	46 59	
								154	A	Pittsburgh	44 75	
								202	A	UMBC	53 58	
								230	H	Lehigh	61 60	
								285	H	Towson	78 72	
								314	A	St. Francis Brooklyn	71 59	
LAST 12 Division I GAMES:												
				40	H	Princeton	59 78	154	A	Pittsburgh	44 75	
				202	A	UMBC	53 58	230	H	Lehigh	61 60	
				314	A	St. Francis Brooklyn	71 59	104	H	Canisius	64 73	
				285	H	Towson	78 72	109	A	Iona	46 59	
								59	A	Army West Point	42 57	

Non-Div I Games:

Rider

Average RPI Win:	295	WON-LOST	WINNING	LAST 10	STRENGTH OF	OPP. STRENGTH	TEAM	ADJ.	CONF.	ADJ CONF.
Average RPI Loss:	71	RECORD	PCT. RANK	GAMES	SCHEDULE	OF SCHEDULE	RPI	RPI	RPI	RPI
DIV. I ONLY	4- 5	191	4- 5	138	185	141	141	32	32	
DIV. I NON-CONF.	4- 5	191	4- 5	142	188	142	142	32	32	
TOTALS	RPI 1-25	RPI 26-50	W-L RECORDS	RPI 51-100	RPI 101-150	RPI 150+				
4- 5	0- 0	0- 2	OVERALL	0- 2	0- 1	4- 0				
1- 1	0- 0	0- 0	HOME	0- 0	0- 1	1- 0				
3- 4	0- 0	0- 0	AWAY	0- 0	0- 0	3- 0				
0- 0	0- 0	0- 0	NEUTRAL	0- 0	0- 0	0- 0				
4- 5	0- 0	0- 2	NON-CONFERENCE	0- 2	0- 1	4- 0				
1- 1	0- 0	0- 0	HOME	0- 0	0- 1	1- 0				
3- 4	0- 0	0- 2	AWAY	0- 2	0- 0	3- 0				
0- 0	0- 0	0- 0	NEUTRAL	0- 0	0- 0	0- 0				
0- 0	0- 0	0- 0	CONFERENCE	0- 0	0- 0	0- 0				
0- 0	0- 0	0- 0	HOME	0- 0	0- 0	0- 0				
0- 0	0- 0	0- 0	AWAY	0- 0	0- 0	0- 0				
0- 0	0- 0	0- 0	NEUTRAL	0- 0	0- 0	0- 0				

RPI 1-25				RPI 26-50				RPI 51-100				RPI 101+				Team's RPI: 141	
RPI	S	Opponent	Score	RPI	S	Opponent	Score	RPI	S	Opponent	Score	RPI	S	Opponent	Score		
				27	A	Iowa	50 69	53	A	Charlotte	73 94	145	H	Northern Ky.	70 72		
				29	A	Florida	52 79	100	A	Youngstown St.	46 55	273	H	Morgan St.	76 44		
												290	A	La Salle	76 45		
												299	A	Ga. Southern	64 49		
												318	A	Monmouth	60 47		
LAST 12 Division I GAMES:																	
299	A	Ga. Southern	64 49	27	A	Iowa	50 69	273	H	Morgan St.	76 44	145	H	Northern Ky.	70 72		
29	A	Florida	52 79	100	A	Youngstown St.	46 55	290	A	La Salle	76 45	299	A	Ga. Southern	64 49		
53	A	Charlotte	73 94					318	A	Monmouth	60 47						

Non-Div I Games: West Va. Wesleyan 124 59

Robert Morris

R
u
t
g
e
r
sR
u
t
g
e
r
s

Rutgers

Page 240

S
I
U
E

SIUE				Through Games Of Dec. 27, 2015						
Average RPI Win:	272	WON-LOST	WINNING	LAST 10	STRENGTH OF	OPP. STRENGTH	TEAM	ADJ.	CONF.	ADJ CONF.
Average RPI Loss:	150	RECORD	PCT. RANK	GAMES	SCHEDULE	OF SCHEDULE	RPI	RPI	RPI	RPI
DIV. I ONLY	5- 8	218	4- 6	144	323	199	199	24	24	
DIV. I NON-CONF.	5- 8	216	4- 8	146	326	199	199	25	25	
TOTALS	RPI 1-25	RPI 26-50	W-L RECORDS	RPI 51-100	RPI 101-150	RPI 150+				
5- 8	0- 0	0- 1	OVERALL	0- 1	1- 3	4- 3				
3- 1	0- 0	0- 0	HOME	0- 0	1- 1	2- 0				
2- 6	0- 0	0- 1	AWAY	0- 1	0- 2	2- 2				
0- 1	0- 0	0- 0	NEUTRAL	0- 0	0- 0	0- 1				
5- 8	0- 0	0- 1	NON-CONFERENCE	0- 1	1- 3	4- 3				
3- 1	0- 0	0- 0	HOME	0- 0	1- 1	2- 0				
2- 6	0- 0	0- 1	AWAY	0- 1	0- 2	2- 2				
0- 1	0- 0	0- 0	NEUTRAL	0- 0	0- 0	0- 1				
0- 0	0- 0	0- 0	CONFERENCE	0- 0	0- 0	0- 0				
0- 0	0- 0	0- 0	HOME	0- 0	0- 0	0- 0				
0- 0	0- 0	0- 0	AWAY	0- 0	0- 0	0- 0				
0- 0	0- 0	0- 0	NEUTRAL	0- 0	0- 0	0- 0				

S
I
U
E

RPI 1-25				RPI 26-50				RPI 51-100				RPI 101+				Team's RPI: 199	
RPI	S	Opponent	Score	RPI	S	Opponent	Score	RPI	S	Opponent	Score	RPI	S	Opponent	Score		
				36	A	Missouri	46 75					102	A	Central Mich.	65 78		
												118	H	IUPUI	67 85		
												121	A	Southern Ill.	57 71		
												131	H	Saint Louis	71 64		
												241	A	Western Ill.	74 78		
												252	H	Northern Ill.	93 67		
												253	N	Stephen F. Austin	74 82		
												265	A	Valparaiso	56 69		
												313	H	Omaha	90 86		
												325	A	UMKC	63 58		
												339	A	Illinois St.	65 57		
LAST 12 Division I GAMES:																	
102	A	Central Mich.	65 78	121	A	Southern Ill.	57 71										
265	A	Valparaiso	56 69	339	A	Illinois St.	65 57										
313	H	Omaha	90 86	325	A	UMKC	63 58										
118	H	IUPUI	67 85	253	N	Stephen F. Austin	74 82										
131	H	Saint Louis	71 64	36	A	Missouri	46 75										
241	A	Western Ill.	74 78	63	A	Oklahoma St.	61 86										

Non-Div I Games:

SIUE

SMU				STRENGTH OF SCHEDULE	OPP. STRENGTH OF SCHEDULE	TEAM RPI	ADJ. RPI	CONF. RPI	ADJ CONF. RPI
Average RPI Win:	196	WON-LOST RECORD	WINNING PCT. RANK						
Average RPI Loss:	91		LAST 10 GAMES						
DIV. I ONLY	5- 6	175	4- 6	63	94	151	151	7	7
DIV. I NON-CONF.	5- 6	176	5- 6	67	92	151	151	7	7

TOTALS	RPI 1-25		RPI 26-50	W-L RECORDS	RPI 51-100	RPI 101-150		RPI 150+	
5- 6	0- 1		0- 1	OVERALL	1- 1	0- 2		4- 1	
3- 3	0- 1		0- 0	HOME	0- 0	0- 2		3- 0	
0- 2	0- 0		0- 1	AWAY	0- 0	0- 0		0- 1	
2- 1	0- 0		0- 0	NEUTRAL	1- 1	0- 0		1- 0	
5- 6	0- 1		0- 1	NON-CONFERENCE	1- 1	0- 2		4- 1	
3- 3	0- 1		0- 0	HOME	0- 0	0- 2		3- 0	
0- 2	0- 0		0- 1	AWAY	0- 0	0- 0		0- 1	
2- 1	0- 0		0- 0	NEUTRAL	1- 1	0- 0		1- 0	
0- 0	0- 0		0- 0	CONFERENCE	0- 0	0- 0		0- 0	
0- 0	0- 0		0- 0	HOME	0- 0	0- 0		0- 0	
0- 0	0- 0		0- 0	AWAY	0- 0	0- 0		0- 0	
0- 0	0- 0		0- 0	NEUTRAL	0- 0	0- 0		0- 0	

RPI 1-25				RPI 26-50				RPI 51-100				RPI 101+ Team's RPI: 151			
RPI	S	Opponent	Score	RPI	S	Opponent	Score	RPI	S	Opponent	Score	RPI	S	Opponent	Score
19	H	Arizona St.	57 64	26	A	Texas A&M	55 67	60	N	Arizona	58 46	114	H	New Mexico	58 63
								71	N	Mississippi St.	70 72	142	H	TCU	79 89
												170	H	Northwestern St.	74 36
												174	A	North Texas	57 60
												220	H	Kansas	73 64
												222	N	Gardner-Webb	69 61
												309	H	Cal St. Fullerton	74 53
LAST 12 Division I GAMES:															
				71	N	Mississippi St.	70 72	174	A	North Texas	57 60				
				222	N	Gardner-Webb	69 61	220	H	Kansas	73 64				
				60	N	Arizona	58 46	309	H	Cal St. Fullerton	74 53				
				26	A	Texas A&M	55 67	19	H	Arizona St.	57 64				
				114	H	New Mexico	58 63	142	H	TCU	79 89				
								170	H	Northwestern St.	74 36				

Non-Div I Games:

SMU

■ Loss,
 ■ Non-Conf,
 ■ S Site,
 ■ H Home
 ■ A Away
 N Neutral

Average RPI Win:	257	WON-LOST	WINNING	LAST 10	STRENGTH OF	OPP. STRENGTH	TEAM	ADJ.	CONF.	ADJ CONF.
Average RPI Loss:	96	RECORD	PCT. RANK	GAMES	SCHEDULE	OF SCHEDULE	RPI	RPI	RPI	RPI
DIV. I ONLY	3- 7	247	3- 7	80	203	187	187	16	16	
DIV. I NON-CONF.	3- 7	246	3- 7	83	206	188	188	16	16	
TOTALS	RPI 1-25	RPI 26-50	W-L RECORDS	RPI 51-100	RPI 101-150	RPI 150+				
3- 7	0- 0	0- 2	OVERALL	0- 1	0- 4	3- 0				
1- 3	0- 0	0- 1	HOME	0- 0	0- 2	1- 0				
2- 3	0- 0	0- 1	AWAY	0- 1	0- 1	2- 0				
0- 1	0- 0	0- 0	NEUTRAL	0- 0	0- 1	0- 0				
3- 7	0- 0	0- 2	NON-CONFERENCE	0- 1	0- 4	3- 0				
1- 3	0- 0	0- 1	HOME	0- 0	0- 2	1- 0				
2- 3	0- 0	0- 1	AWAY	0- 1	0- 1	2- 0				
0- 1	0- 0	0- 0	NEUTRAL	0- 0	0- 1	0- 0				
0- 0	0- 0	0- 0	CONFERENCE	0- 0	0- 0	0- 0				
0- 0	0- 0	0- 0	HOME	0- 0	0- 0	0- 0				
0- 0	0- 0	0- 0	AWAY	0- 0	0- 0	0- 0				
0- 0	0- 0	0- 0	NEUTRAL	0- 0	0- 0	0- 0				

RPI	S	Opponent	Score	RPI	S	Opponent	Score	RPI	S	Opponent	Score	RPI	S	Opponent	Score	Team's RPI: 187
37	H	UCLA	76 109	93	A	New Mexico St.	77 80	103	N	Villanova	54 78	114	A	New Mexico	71 84	
41	A	California	99 117					136	H	San Francisco	94 95	149	H	Hawaii	72 74	
								212	A	Utah St.	95 86	228	A	UC Davis	92 77	
								332	H	UC Irvine	126 78					
LAST 12 Division I GAMES:																
332	H	UC Irvine	126 78	136	H	San Francisco	94 95									
149	H	Hawaii	72 74	114	A	New Mexico	71 84									
37	H	UCLA	76 109	93	A	New Mexico St.	77 80									
228	A	UC Davis	92 77	212	A	Utah St.	95 86									
41	A	California	99 117													
103	N	Villanova	54 78													

Non-Div I Games:

Sacramento St.

Sacred Heart

Through Games Of Dec. 27, 2015

Average RPI Win:	284	WON-LOST	WINNING	LAST 10	STRENGTH OF	OPP. STRENGTH	TEAM	ADJ.	CONF.	ADJ CONF.
Average RPI Loss:	201	RECORD	PCT. RANK	GAMES	SCHEDULE	OF SCHEDULE	RPI	RPI	RPI	RPI
DIV. I ONLY	2- 8	290	2- 8	268	315	319	319	32	32	
DIV. I NON-CONF.	2- 8	287	2- 8	270	318	323	323	32	32	
TOTALS	RPI 1-25	RPI 26-50	W-L RECORDS	RPI 51-100	RPI 101-150	RPI 150+				
2- 8	0- 0	0- 1	OVERALL	0- 0	0- 1	2- 6				
1- 2	0- 0	0- 0	HOME	0- 0	0- 0	1- 2				
0- 5	0- 0	0- 1	AWAY	0- 0	0- 1	0- 3				
1- 1	0- 0	0- 0	NEUTRAL	0- 0	0- 0	1- 1				
2- 8	0- 0	0- 1	NON-CONFERENCE	0- 0	0- 1	2- 6				
1- 2	0- 0	0- 0	HOME	0- 0	0- 0	1- 2				
0- 5	0- 0	0- 1	AWAY	0- 0	0- 1	0- 3				
1- 1	0- 0	0- 0	NEUTRAL	0- 0	0- 0	1- 1				
0- 0	0- 0	0- 0	CONFERENCE	0- 0	0- 0	0- 0				
0- 0	0- 0	0- 0	HOME	0- 0	0- 0	0- 0				
0- 0	0- 0	0- 0	AWAY	0- 0	0- 0	0- 0				
0- 0	0- 0	0- 0	NEUTRAL	0- 0	0- 0	0- 0				

RPI 1-25			RPI 26-50			RPI 51-100			RPI 101+			Team's RPI: 319
RPI	S	Opponent	Score	RPI	S	Opponent	Score	RPI	S	Opponent	Score	
				31	A	St. John's (NY)	54 67					
								128	A	Temple	62 92	
								169	A	Penn St.	46 83	
								180	N	La.-Lafayette	58 60	
								248	H	Hartford	67 68	
								255	H	New Hampshire	69 81	
								274	H	Binghamton	69 60	
								281	A	Fairfield	50 61	
								293	N	Coastal Caro.	71 62	
								315	A	Vermont	51 53	
LAST 12 Division I GAMES:												
128	A	Temple	62 92	169	A	Penn St.	46 83					
315	A	Vermont	51 53	274	H	Binghamton	69 60					
31	A	St. John's (NY)	54 67	255	H	New Hampshire	69 81					
180	N	La.-Lafayette	58 60	248	H	Hartford	67 68					
293	N	Coastal Caro.	71 62									
281	A	Fairfield	50 61									

Non-Div I Games:

Sacred Heart

■ Loss,
 ■ Non-Conf,
 ■ S Site,
 ■ Home
 ■ A Away
 N Neutral

Average RPI Win: 293		WON-LOST	WINNING	LAST 10	STRENGTH OF	OPP. STRENGTH	TEAM	ADJ.	CONF.	ADJ CONF.
Average RPI Loss: 140		RECORD	PCT. RANK	GAMES	SCHEDULE	OF SCHEDULE	RPI	RPI	RPI	RPI
DIV. I ONLY		1- 9	325	1- 8	67	291	268	268	32	32
DIV. I NON-CONF.		1- 9	323	1- 9	72	290	271	271	32	32
TOTALS	RPI 1-25	RPI 26-50		W-L RECORDS		RPI 51-100	RPI 101-150	RPI 150+		
1- 9	0- 0	0- 1		OVERALL		0- 1	0- 1	1- 6		
1- 1	0- 0	0- 0		HOME		0- 0	0- 0	1- 1		
0- 7	0- 0	0- 1		AWAY		0- 1	0- 1	0- 4		
0- 1	0- 0	0- 0		NEUTRAL		0- 0	0- 0	0- 1		
1- 9	0- 0	0- 1		NON-CONFERENCE		0- 1	0- 1	1- 6		
1- 1	0- 0	0- 0		HOME		0- 0	0- 0	1- 1		
0- 7	0- 0	0- 1		AWAY		0- 1	0- 1	0- 4		
0- 1	0- 0	0- 0		NEUTRAL		0- 0	0- 0	0- 1		
0- 0	0- 0	0- 0		CONFERENCE		0- 0	0- 0	0- 0		
0- 0	0- 0	0- 0		HOME		0- 0	0- 0	0- 0		
0- 0	0- 0	0- 0		AWAY		0- 0	0- 0	0- 0		
0- 0	0- 0	0- 0		NEUTRAL		0- 0	0- 0	0- 0		

[illegible]

Non-Div I Games: Pitt.-Johnstown 82 78

Saint Francis (PA)

■ Loss, ■ Non-Conf, S Site, H Home A Away N Neutral

Saint Joseph's

Through Games Of Dec. 27, 2015

Average RPI Win:	146	WON-LOST	WINNING	LAST 10	STRENGTH OF	OPP. STRENGTH	TEAM	ADJ.	CONF.	ADJ CONF.
Average RPI Loss:	53	RECORD	PCT. RANK	GAMES	SCHEDULE	OF SCHEDULE	RPI	RPI	RPI	RPI
DIV. I ONLY	4- 6	204	4- 6	10	82	82	82	9	9	
DIV. I NON-CONF.	4- 6	203	4- 6	10	82	82	82	9	9	
TOTALS	RPI 1-25	RPI 26-50	W-L RECORDS	RPI 51-100	RPI 101-150	RPI 150+				
4- 6	0- 3	0- 0	OVERALL	1- 1	1- 2	2- 0				
2- 4	0- 3	0- 0	HOME	1- 0	0- 1	1- 0				
2- 2	0- 0	0- 0	AWAY	0- 1	1- 1	1- 0				
0- 0	0- 0	0- 0	NEUTRAL	0- 0	0- 0	0- 0				
4- 6	0- 3	0- 0	NON-CONFERENCE	1- 1	1- 2	2- 0				
2- 4	0- 3	0- 0	HOME	1- 0	0- 1	1- 0				
2- 2	0- 0	0- 0	AWAY	0- 1	1- 1	1- 0				
0- 0	0- 0	0- 0	NEUTRAL	0- 0	0- 0	0- 0				
0- 0	0- 0	0- 0	CONFERENCE	0- 0	0- 0	0- 0				
0- 0	0- 0	0- 0	HOME	0- 0	0- 0	0- 0				
0- 0	0- 0	0- 0	AWAY	0- 0	0- 0	0- 0				
0- 0	0- 0	0- 0	NEUTRAL	0- 0	0- 0	0- 0				

RPI 1-25				RPI 26-50				RPI 51-100 Team's RPI: 82				RPI 101+			
RPI	S	Opponent	Score	RPI	S	Opponent	Score	RPI	S	Opponent	Score	RPI	S	Opponent	Score
4	H	Notre Dame	55 91					67	A	Hofstra	62 75	103	A	Villanova	49 55
15	H	Seton Hall	54 66					69	H	Penn	50 46	109	H	Iona	75 81
18	H	Rutgers	65 78									128	A	Temple	70 67
												158	H	Drexel	53 46
												230	A	Lehigh	63 62
LAST 12 Division I GAMES:															
128	A	Temple	70 67	4	H	Notre Dame	55 91								
103	A	Villanova	49 55	109	H	Iona	75 81								
15	H	Seton Hall	54 66	158	H	Drexel	53 46								
18	H	Rutgers	65 78	69	H	Penn	50 46								
				67	A	Hofstra	62 75								
				230	A	Lehigh	63 62								

Non-Div I Games:

Saint Joseph's

■ Loss,
 ■ Non-Conf,
 ■ S Site,
 ■ H Home
 ■ A Away
 N Neutral

Saint Louis

Through Games Of Dec. 27, 2015

Average RPI Win:	253	WON-LOST	WINNING	LAST 10	STRENGTH OF	OPP. STRENGTH	TEAM	ADJ.	CONF.	ADJ CONF.
Average RPI Loss:	124	RECORD	PCT. RANK	GAMES	SCHEDULE	OF SCHEDULE	RPI	RPI	RPI	RPI
DIV. I ONLY	8- 2	49	7- 2	315	216	131	131	9	9	
DIV. I NON-CONF.	8- 2	49	8- 2	314	218	133	133	9	9	
TOTALS	RPI 1-25	RPI 26-50	W-L RECORDS	RPI 51-100	RPI 101-150	RPI 150+				
8- 2	0- 0	0- 1	OVERALL	0- 0	1- 0	7- 1				
3- 0	0- 0	0- 0	HOME	0- 0	0- 0	3- 0				
4- 2	0- 0	0- 1	AWAY	0- 0	1- 0	3- 1				
1- 0	0- 0	0- 0	NEUTRAL	0- 0	0- 0	1- 0				
8- 2	0- 0	0- 1	NON-CONFERENCE	0- 0	1- 0	7- 1				
3- 0	0- 0	0- 0	HOME	0- 0	0- 0	3- 0				
4- 2	0- 0	0- 1	AWAY	0- 0	1- 0	3- 1				
1- 0	0- 0	0- 0	NEUTRAL	0- 0	0- 0	1- 0				
0- 0	0- 0	0- 0	CONFERENCE	0- 0	0- 0	0- 0				
0- 0	0- 0	0- 0	HOME	0- 0	0- 0	0- 0				
0- 0	0- 0	0- 0	AWAY	0- 0	0- 0	0- 0				
0- 0	0- 0	0- 0	NEUTRAL	0- 0	0- 0	0- 0				

RPI 1-25			RPI 26-50			RPI 51-100			RPI 101+			Team's RPI: 131
RPI	S	Opponent	Score	RPI	S	Opponent	Score	RPI	S	Opponent	Score	
				48	A	Tulane	58 66					
								144	A	Memphis	63 57	
								160	A	Mercer	68 60	
								186	H	Southeast Mo. St.	67 52	
								199	A	SIUE	64 71	
								260	A	Indiana St.	62 52	
								276	H	Tulsa	82 73	
								323	A	Alabama A&M	91 60	
								329	N	Cleveland St.	76 65	
								342	H	Eastern Ill.	78 47	
LAST 12 Division I GAMES:												
				48	A	Tulane	58 66	323	A	Alabama A&M	91 60	
				329	N	Cleveland St.	76 65	199	A	SIUE	64 71	
				276	H	Tulsa	82 73	144	A	Memphis	63 57	
				186	H	Southeast Mo. St.	67 52	342	H	Eastern Ill.	78 47	
								260	A	Indiana St.	62 52	
								160	A	Mercer	68 60	

Non-Div I Games: Mo.-St. Louis 67 31

Saint Louis

■ Loss,
 ■ Non-Conf,
 ■ S Site,
 ■ Home
 ■ A Away
 N Neutral

Saint Peter's

Through Games Of Dec. 27, 2015

Average RPI Win:	314	WON-LOST	WINNING	LAST 10	STRENGTH OF	OPP. STRENGTH	TEAM	ADJ.	CONF.	ADJ CONF.
Average RPI Loss:	184	RECORD	PCT. RANK	GAMES	SCHEDULE	OF SCHEDULE	RPI	RPI	RPI	RPI
DIV. I ONLY	1- 9	325	1- 9	180	328	322	322	25	25	
DIV. I NON-CONF.	1- 7	311	1- 7	189	325	321	321	24	24	
TOTALS	RPI 1-25	RPI 26-50	W-L RECORDS	RPI 51-100	RPI 101-150	RPI 150+				
1- 9	0- 1	0- 1	OVERALL	0- 0	0- 2	1- 5				
1- 4	0- 0	0- 1	HOME	0- 0	0- 2	1- 1				
0- 5	0- 0	0- 0	AWAY	0- 0	0- 0	0- 0				
0- 0	0- 0	0- 0	NEUTRAL	0- 0	0- 0	0- 0				
1- 7	0- 1	0- 1	NON-CONFERENCE	0- 0	0- 1	1- 4				
1- 3	0- 0	0- 1	HOME	0- 0	0- 1	1- 1				
0- 4	0- 1	0- 0	AWAY	0- 0	0- 0	0- 3				
0- 0	0- 0	0- 0	NEUTRAL	0- 0	0- 0	0- 0				
0- 2	0- 0	0- 0	CONFERENCE	0- 0	0- 1	0- 1				
0- 1	0- 0	0- 0	HOME	0- 0	0- 1	0- 0				
0- 1	0- 0	0- 0	AWAY	0- 0	0- 0	0- 1				
0- 0	0- 0	0- 0	NEUTRAL	0- 0	0- 0	0- 0				

RPI 1-25				RPI 26-50				RPI 51-100				RPI 101+ Team's RPI: 322			
RPI	S	Opponent	Score	RPI	S	Opponent	Score	RPI	S	Opponent	Score	RPI	S	Opponent	Score
15	A	Seton Hall	65 81	32	H	Duquesne	38 63					104	H	Canisius	53 60
												146	H	Stony Brook	35 69
												223	H	Navy	39 50
												230	A	Lehigh	42 74
												258	A	Siena	58 59
												301	A	Fairleigh Dickinson	52 73
												314	H	St. Francis Brooklyn	44 40
												344	A	Lafayette	69 72
LAST 12 Division I GAMES:															
15	A	Seton Hall	65 81	344	A	Lafayette	69 72								
301	A	Fairleigh Dickinson	52 73	230	A	Lehigh	42 74								
258	A	Siena	58 59	314	H	St. Francis Brooklyn	44 40								
104	H	Canisius	53 60	146	H	Stony Brook	35 69								
				223	H	Navy	39 50								
				32	H	Duquesne	38 63								

Non-Div I Games:

Saint Peter's

■ Loss,
 ■ Non-Conf,
 ■ S Site,
 ■ H Home
 ■ A Away
 N Neutral

Average RPI Win:	318	WON-LOST	WINNING	LAST 10	STRENGTH OF	OPP. STRENGTH	TEAM	ADJ.	CONF.	ADJ CONF.
Average RPI Loss:	126	RECORD	PCT. RANK	GAMES	SCHEDULE	OF SCHEDULE	RPI	RPI	RPI	RPI
DIV. I ONLY	2- 6	272	2- 6	143	249	210	210	26	26	
DIV. I NON-CONF.	2- 6	270	2- 6	145	252	212	212	27	27	
TOTALS	RPI 1-25	RPI 26-50	W-L RECORDS	RPI 51-100	RPI 101-150	RPI 150+				
2- 6	0- 2	0- 1	OVERALL	0- 0	0- 1	2- 2				
0- 1	0- 0	0- 0	HOME	0- 0	0- 0	0- 1				
2- 4	0- 2	0- 0	AWAY	0- 0	0- 1	2- 1				
0- 1	0- 0	0- 1	NEUTRAL	0- 0	0- 0	0- 0				
2- 6	0- 2	0- 1	NON-CONFERENCE	0- 0	0- 1	2- 2				
0- 1	0- 0	0- 0	HOME	0- 0	0- 0	0- 1				
2- 4	0- 2	0- 0	AWAY	0- 0	0- 1	2- 1				
0- 1	0- 0	0- 1	NEUTRAL	0- 0	0- 0	0- 0				
0- 0	0- 0	0- 0	CONFERENCE	0- 0	0- 0	0- 0				
0- 0	0- 0	0- 0	HOME	0- 0	0- 0	0- 0				
0- 0	0- 0	0- 0	AWAY	0- 0	0- 0	0- 0				
0- 0	0- 0	0- 0	NEUTRAL	0- 0	0- 0	0- 0				

RPI 1-25				RPI 26-50				RPI 51-100				RPI 101+ Team's RPI: 210			
RPI	S	Opponent	Score	RPI	S	Opponent	Score	RPI	S	Opponent	Score	RPI	S	Opponent	Score
22	A	Texas	49 83	28	N	Florida St.	37 94					142	A	TCU	59 85
25	A	Kansas St.	50 78									254	A	Arkansas	47 67
												284	H	Rice	46 58
												316	A	LIU Brooklyn	63 56
												320	A	Texas Southern	53 51
LAST 12 Division I GAMES:															
22	A	Texas	49 83	254	A	Arkansas	47 67								
25	A	Kansas St.	50 78	142	A	TCU	59 85								
284	H	Rice	46 58												
320	A	Texas Southern	53 51												
316	A	LIU Brooklyn	63 56												
28	N	Florida St.	37 94												

Non-Div I Games: LSU-Alexandria 85 50 Our Lady Of The Lak67 56

Sam Houston St.

Loss, Non-Conf, S Site, H Home A Away N Neutral

Average RPI Win:	314	WON-LOST	WINNING	LAST 10	STRENGTH OF	OPP. STRENGTH	TEAM	ADJ.	CONF.	ADJ CONF.
Average RPI Loss:	103	RECORD	PCT. RANK	GAMES	SCHEDULE	OF SCHEDULE	RPI	RPI	RPI	RPI
DIV. I ONLY	5- 6	175	4- 5	216	320	168	168	15	15	
DIV. I NON-CONF.	5- 6	176	5- 5	222	323	169	169	15	15	
TOTALS	RPI 1-25	RPI 26-50	W-L RECORDS	RPI 51-100	RPI 101-150	RPI 150+				
5- 6	0- 0	0- 0	OVERALL	0- 3	0- 2	5- 1				
1- 0	0- 0	0- 0	HOME	0- 0	0- 0	1- 0				
3- 6	0- 0	0- 0	AWAY	0- 3	0- 2	3- 1				
1- 0	0- 0	0- 0	NEUTRAL	0- 0	0- 0	1- 0				
5- 6	0- 0	0- 0	NON-CONFERENCE	0- 3	0- 2	5- 1				
1- 0	0- 0	0- 0	HOME	0- 0	0- 0	1- 0				
3- 6	0- 0	0- 0	AWAY	0- 3	0- 2	3- 1				
1- 0	0- 0	0- 0	NEUTRAL	0- 0	0- 0	1- 0				
0- 0	0- 0	0- 0	CONFERENCE	0- 0	0- 0	0- 0				
0- 0	0- 0	0- 0	HOME	0- 0	0- 0	0- 0				
0- 0	0- 0	0- 0	AWAY	0- 0	0- 0	0- 0				
0- 0	0- 0	0- 0	NEUTRAL	0- 0	0- 0	0- 0				

RPI 1-25			RPI 26-50			RPI 51-100			RPI 101+			Team's RPI: 168
RPI	S	Opponent	Score	RPI	S	Opponent	Score	RPI	S	Opponent	Score	
						54 A UT Martin	50 52	113 A Georgia Tech		55 66		
						71 A Mississippi St.	47 68	130 A Southern Miss.		48 56		
						89 A Indiana	56 65	163 A UAB		41 61		
								231 H Troy		73 69		
								321 A Jacksonville St.		50 39		
								323 A Alabama A&M		54 30		
								347 A Alabama St.		54 35		
								348 N Nicholls St.		45 43		
LAST 12 Division I GAMES:												
54 A		UT Martin	50 52	163 A		UAB	41 61					
323 A		Alabama A&M	54 30	347 A		Alabama St.	54 35					
130 A		Southern Miss.	48 56	113 A		Georgia Tech	55 66					
348 N		Nicholls St.	45 43	89 A		Indiana	56 65					
321 A		Jacksonville St.	50 39	71 A		Mississippi St.	47 68					
231 H		Troy	73 69									

Non-Div I Games: AUM 82 32 Shorter 53 33

Samford

Loss, Non-Conf, S Site, H Home A Away N Neutral

Average RPI Win:	203	WON-LOST	WINNING	LAST 10	STRENGTH OF	OPP. STRENGTH	TEAM	ADJ.	CONF.	ADJ CONF.
Average RPI Loss:	42	RECORD	PCT. RANK	GAMES	SCHEDULE	OF SCHEDULE	RPI	RPI	RPI	RPI
DIV. I ONLY	10- 1	16	8- 1	275	84	87	87	8	8	
DIV. I NON-CONF.	9- 1	21	9- 1	300	145	109	109	8	8	
TOTALS	RPI 1-25	RPI 26-50	W-L RECORDS	RPI 51-100	RPI 101-150	RPI 150+				
10- 1	1- 0	0- 1	OVERALL	1- 0	0- 0	8- 0				
5- 1	1- 0	0- 1	HOME	1- 0	0- 0	3- 0				
5- 0	0- 0	0- 0	AWAY	0- 0	0- 0	5- 0				
0- 0	0- 0	0- 0	NEUTRAL	0- 0	0- 0	0- 0				
9- 1	0- 0	0- 1	NON-CONFERENCE	1- 0	0- 0	8- 0				
4- 1	0- 0	0- 1	HOME	1- 0	0- 0	3- 0				
5- 0	0- 0	0- 0	AWAY	0- 0	0- 0	5- 0				
0- 0	0- 0	0- 0	NEUTRAL	0- 0	0- 0	0- 0				
1- 0	1- 0	0- 0	CONFERENCE	0- 0	0- 0	0- 0				
1- 0	1- 0	0- 0	HOME	0- 0	0- 0	0- 0				
0- 0	0- 0	0- 0	AWAY	0- 0	0- 0	0- 0				
0- 0	0- 0	0- 0	NEUTRAL	0- 0	0- 0	0- 0				

RPI 1-25				RPI 26-50				RPI 51-100				RPI 101+			
RPI	S	Opponent	Score	RPI	S	Opponent	Score	RPI	S	Opponent	Score	RPI	S	Opponent	Score
12	H	BYU	78 65	42	H	Washington St.	72 78	60	H	Arizona	59 54	155	H	Akron	86 65
												188	A	Fresno St.	72 68
												206	A	Montana St.	62 49
												240	A	San Diego St.	60 53
												265	H	Valparaiso	76 60
												279	H	CSUN	86 64
												309	A	Cal St. Fullerton	53 44
												312	A	Nevada	84 47
LAST 12 Division I GAMES:															
155	H	Akron	86 65	12	H	BYU	78 65	188	A	Fresno St.	72 68	309	A	Cal St. Fullerton	53 44
265	H	Valparaiso	76 60	42	H	Washington St.	72 78	240	A	San Diego St.	60 53				
206	A	Montana St.	62 49												
60	H	Arizona	59 54												
279	H	CSUN	86 64												
312	A	Nevada	84 47												

Non-Div I Games: Hope Int'l 90 52

San Diego

Average RPI Win:	265	WON-LOST	WINNING	LAST 10	STRENGTH OF	OPP. STRENGTH	TEAM	ADJ.	CONF.	ADJ CONF.
Average RPI Loss:	130	RECORD	PCT. RANK	GAMES	SCHEDULE	OF SCHEDULE	RPI	RPI	RPI	RPI
DIV. I ONLY	4- 6	204	4- 5	214	217	240	240	17	17	
DIV. I NON-CONF.	4- 6	203	4- 6	218	220	242	242	17	17	
TOTALS	RPI 1-25	RPI 26-50	W-L RECORDS	RPI 51-100	RPI 101-150	RPI 150+				
4- 6	0- 0	0- 1	OVERALL	0- 3	1- 0	3- 2				
3- 3	0- 0	0- 0	HOME	0- 2	1- 0	2- 1				
1- 3	0- 0	0- 1	AWAY	0- 1	0- 0	1- 1				
0- 0	0- 0	0- 0	NEUTRAL	0- 0	0- 0	0- 0				
4- 6	0- 0	0- 1	NON-CONFERENCE	0- 3	1- 0	3- 2				
3- 3	0- 0	0- 0	HOME	0- 2	1- 0	2- 1				
1- 3	0- 0	0- 1	AWAY	0- 1	0- 0	1- 1				
0- 0	0- 0	0- 0	NEUTRAL	0- 0	0- 0	0- 0				
0- 0	0- 0	0- 0	CONFERENCE	0- 0	0- 0	0- 0				
0- 0	0- 0	0- 0	HOME	0- 0	0- 0	0- 0				
0- 0	0- 0	0- 0	AWAY	0- 0	0- 0	0- 0				
0- 0	0- 0	0- 0	NEUTRAL	0- 0	0- 0	0- 0				

RPI S	Opponent	Score	RPI S	Opponent	Score	RPI S	Opponent	Score	RPI S	Opponent	Score	Team's RPI: 240
			34 A	Washington	51 80	57 A	Long Beach St.	54 74	137 H	Wisconsin	63 57	
						81 H	UC Riverside	68 85	228 H	UC Davis	54 65	
						87 H	San Diego	53 60	279 A	CSUN	67 65	
									292 A	Loyola Marymount	65 92	
									309 H	Cal St. Fullerton	54 43	
									333 H	North Dakota St.	64 54	
LAST 12 Division I GAMES:												
34 A	Washington	51 80	309 H	Cal St. Fullerton	54 43							
228 H	UC Davis	54 65	292 A	Loyola Marymount	65 92							
81 H	UC Riverside	68 85	279 A	CSUN	67 65							
57 A	Long Beach St.	54 74	87 H	San Diego	53 60							
			137 H	Wisconsin	63 57							
			333 H	North Dakota St.	64 54							

Non-Div I Games: San Diego Christian60 25

San Diego St.

San Francisco

Through Games Of Dec. 27, 2015

Average RPI Win:	179	WON-LOST	WINNING	LAST 10	STRENGTH OF	OPP. STRENGTH	TEAM	ADJ.	CONF.	ADJ CONF.
Average RPI Loss:	117	RECORD	PCT. RANK	GAMES	SCHEDULE	OF SCHEDULE	RPI	RPI	RPI	RPI
DIV. I ONLY	7- 4	110	6- 3	248	33	136	136	8	8	
DIV. I NON-CONF.	7- 2	54	6- 2	299	32	116	116	8	8	
TOTALS	RPI 1-25	RPI 26-50	W-L RECORDS	RPI 51-100	RPI 101-150	RPI 150+				
7- 4	0- 0	0- 1	OVERALL	2- 0	0- 2	5- 1				
2- 2	0- 0	0- 1	HOME	1- 0	0- 1	1- 0				
5- 2	0- 0	0- 0	AWAY	1- 0	0- 1	4- 1				
0- 0	0- 0	0- 0	NEUTRAL	0- 0	0- 0	0- 0				
7- 2	0- 0	0- 0	NON-CONFERENCE	2- 0	0- 1	5- 1				
2- 1	0- 0	0- 0	HOME	1- 0	0- 1	1- 0				
5- 1	0- 0	0- 0	AWAY	1- 0	0- 0	4- 1				
0- 0	0- 0	0- 0	NEUTRAL	0- 0	0- 0	0- 0				
0- 2	0- 0	0- 1	CONFERENCE	0- 0	0- 1	0- 0				
0- 1	0- 0	0- 1	HOME	0- 0	0- 0	0- 0				
0- 1	0- 0	0- 0	AWAY	0- 0	0- 1	0- 0				
0- 0	0- 0	0- 0	NEUTRAL	0- 0	0- 0	0- 0				

RPI 1-25			RPI 26-50			RPI 51-100			RPI 101+			Team's RPI: 136
RPI	S	Opponent	Score	RPI	S	Opponent	Score	RPI	S	Opponent	Score	
				46	H	St. Mary's (CA)	68 78	57	A	Long Beach St.	66 52	
								81	H	UC Riverside	88 76	
								126	A	Pacific	57 70	
								138	H	Cal Poly	61 62	
								159	A	Utah Valley	88 94	
								174	A	North Texas	69 61	
								177	H	North Dakota	74 57	
								187	A	Sacramento St.	95 94	
								263	A	San Jose St.	82 78	
								312	A	Nevada	70 62	
LAST 12 Division I GAMES:												
126	A	Pacific	57 70	57	A	Long Beach St.	66 52					
46	H	St. Mary's (CA)	68 78	263	A	San Jose St.	82 78					
159	A	Utah Valley	88 94	81	H	UC Riverside	88 76					
138	H	Cal Poly	61 62	312	A	Nevada	70 62					
174	A	North Texas	69 61	187	A	Sacramento St.	95 94					
				177	H	North Dakota	74 57					

Non-Div I Games: Holy Names 77 31 San Fran. St. 73 45

San Francisco

■ Loss,
 ■ Non-Conf,
 ■ S Site,
 ■ H Home
 ■ A Away
 N Neutral

Average RPI Win:	332	WON-LOST	WINNING	LAST 10	STRENGTH OF	OPP. STRENGTH	TEAM	ADJ.	CONF.	ADJ CONF.
Average RPI Loss:	114	RECORD	PCT. RANK	GAMES	SCHEDULE	OF SCHEDULE	RPI	RPI	RPI	RPI
DIV. I ONLY	1- 9	325	1- 9	58	270	263	263	17	17	
DIV. I NON-CONF.	1- 9	323	1- 9	62	268	266	266	17	17	
TOTALS	RPI 1-25	RPI 26-50	W-L RECORDS	RPI 51-100	RPI 101-150	RPI 150+				
1- 9	0- 0	0- 2	OVERALL	0- 2	0- 4	1- 1				
1- 4	0- 0	0- 0	HOME	0- 2	0- 2	1- 0				
0- 5	0- 0	0- 2	AWAY	0- 0	0- 2	0- 1				
0- 0	0- 0	0- 0	NEUTRAL	0- 0	0- 0	0- 0				
1- 9	0- 0	0- 2	NON-CONFERENCE	0- 2	0- 4	1- 1				
1- 4	0- 0	0- 0	HOME	0- 2	0- 2	1- 0				
0- 5	0- 0	0- 2	AWAY	0- 0	0- 2	0- 1				
0- 0	0- 0	0- 0	NEUTRAL	0- 0	0- 0	0- 0				
0- 0	0- 0	0- 0	CONFERENCE	0- 0	0- 0	0- 0				
0- 0	0- 0	0- 0	HOME	0- 0	0- 0	0- 0				
0- 0	0- 0	0- 0	AWAY	0- 0	0- 0	0- 0				
0- 0	0- 0	0- 0	NEUTRAL	0- 0	0- 0	0- 0				

RPI 1-25				RPI 26-50				RPI 51-100				RPI 101+ Team's RPI: 263			
RPI	S	Opponent	Score	RPI	S	Opponent	Score	RPI	S	Opponent	Score	RPI	S	Opponent	Score
				42	A	Washington St.	80 95	62	H	South Dakota	77 87	110	A	Oregon	74 104
				46	A	St. Mary's (CA)	81 91	93	H	New Mexico St.	66 75	126	A	Pacific	69 81
												136	H	San Francisco	78 82
												149	H	Hawaii	73 76
												264	A	CSU Bakersfield	88 90
												332	H	UC Irvine	79 58
LAST 12 Division I GAMES:															
				149	H	Hawaii	73 76	126	A	Pacific	69 81				
				332	H	UC Irvine	79 58	62	H	South Dakota	77 87				
				93	H	New Mexico St.	66 75	136	H	San Francisco	78 82				
				46	A	St. Mary's (CA)	81 91	110	A	Oregon	74 104				
								42	A	Washington St.	80 95				
								264	A	CSU Bakersfield	88 90				

Non-Div I Games: Southern Ore. 92 78

San Jose St.

Average RPI Win:	177	WON-LOST	WINNING	LAST 10	STRENGTH OF	OPP. STRENGTH	TEAM	ADJ.	CONF.	ADJ CONF.
Average RPI Loss:	18	RECORD	PCT. RANK	GAMES	SCHEDULE	OF SCHEDULE	RPI	RPI	RPI	RPI
DIV. I ONLY	9- 2	36	8- 0	110	28	24	24	8	8	
DIV. I NON-CONF.	7- 2	54	7- 1	183	25	46	46	8	8	
TOTALS	RPI 1-25	RPI 26-50	W-L RECORDS	RPI 51-100	RPI 101-150	RPI 150+				
9- 2	1- 1	1- 1	OVERALL	0- 0	3- 0	4- 0				
4- 0	0- 0	0- 0	HOME	0- 0	2- 0	2- 0				
4- 2	1- 1	1- 1	AWAY	0- 0	1- 0	1- 0				
1- 0	0- 0	0- 0	NEUTRAL	0- 0	0- 0	1- 0				
7- 2	1- 1	0- 1	NON-CONFERENCE	0- 0	2- 0	4- 0				
3- 0	0- 0	0- 0	HOME	0- 0	1- 0	2- 0				
3- 2	1- 1	0- 1	AWAY	0- 0	1- 0	1- 0				
1- 0	0- 0	0- 0	NEUTRAL	0- 0	0- 0	1- 0				
2- 0	0- 0	1- 0	CONFERENCE	0- 0	1- 0	0- 0				
1- 0	0- 0	0- 0	HOME	0- 0	1- 0	0- 0				
1- 0	0- 0	1- 0	AWAY	0- 0	0- 0	0- 0				
0- 0	0- 0	0- 0	NEUTRAL	0- 0	0- 0	0- 0				

RPI 1-25				RPI 26-50				RPI 51-100				RPI 101+			
RPI	S	Opponent	Score	RPI	S	Opponent	Score	RPI	S	Opponent	Score	RPI	S	Opponent	Score
2	A	Southern California	46 81	34	A	Washington	55 100					116	H	Texas Tech	75 70
3	A	Stanford	61 58	46	A	St. Mary's (CA)	73 67					126	H	Pacific	76 52
												138	A	Cal Poly	69 63
												272	A	UC Santa Barbara	48 37
												272	H	UC Santa Barbara	66 48
												282	N	Evansville	62 44
												336	H	Air Force	68 34
LAST 12 Division I GAMES:															
				46	A	St. Mary's (CA)	73 67	282	N	Evansville	62 44				
				126	H	Pacific	76 52	138	A	Cal Poly	69 63				
				272	H	UC Santa Barbara	66 48	3	A	Stanford	61 58				
				116	H	Texas Tech	75 70	336	H	Air Force	68 34				
				272	A	UC Santa Barbara	48 37	2	A	Southern California	46 81				
								34	A	Washington	55 100				

Non-Div I Games: Hope Int'l 78 54 Simpson (CA) 112 34

Santa Clara

Loss, Non-Conf, S Site, H Home A Away N Neutral

Average RPI Win:	347	WON-LOST	WINNING	LAST 10	STRENGTH OF	OPP. STRENGTH	TEAM	ADJ.	CONF.	ADJ CONF.
Average RPI Loss:	129	RECORD	PCT. RANK	GAMES	SCHEDULE	OF SCHEDULE	RPI	RPI	RPI	RPI
DIV. I ONLY	1- 7	317	1- 7	30	332	213	213	30	30	
DIV. I NON-CONF.	1- 7	311	1- 7	34	333	215	215	30	30	
TOTALS	RPI 1-25	RPI 26-50	W-L RECORDS	RPI 51-100	RPI 101-150	RPI 150+				
1- 7	0- 1	0- 1	OVERALL	0- 2	0- 1	1- 2				
0- 2	0- 0	0- 0	HOME	0- 0	0- 1	0- 1				
1- 5	0- 1	0- 1	AWAY	0- 2	0- 0	1- 1				
0- 0	0- 0	0- 0	NEUTRAL	0- 0	0- 0	0- 0				
1- 7	0- 1	0- 1	NON-CONFERENCE	0- 2	0- 1	1- 2				
0- 2	0- 0	0- 0	HOME	0- 0	0- 1	0- 1				
1- 5	0- 1	0- 1	AWAY	0- 2	0- 0	1- 1				
0- 0	0- 0	0- 0	NEUTRAL	0- 0	0- 0	0- 0				
0- 0	0- 0	0- 0	CONFERENCE	0- 0	0- 0	0- 0				
0- 0	0- 0	0- 0	HOME	0- 0	0- 0	0- 0				
0- 0	0- 0	0- 0	AWAY	0- 0	0- 0	0- 0				
0- 0	0- 0	0- 0	NEUTRAL	0- 0	0- 0	0- 0				

RPI 1-25				RPI 26-50				RPI 51-100				RPI 101+ Team's RPI: 213			
RPI	S	Opponent	Score	RPI	S	Opponent	Score	RPI	S	Opponent	Score	RPI	S	Opponent	Score
18	A	Rutgers	26 65	29	A	Florida	34 99	63	A	Oklahoma St.	48 76	101	H	Auburn	40 62
								71	A	Mississippi St.	25 92	299	H	Ga. Southern	48 64
												321	A	Jacksonville St.	35 50
												347	A	Alabama St.	60 49
LAST 12 Division I GAMES:															
63	A	Oklahoma St.	48 76	29	A	Florida	34 99	101	H	Auburn	40 62				
321	A	Jacksonville St.	35 50												
18	A	Rutgers	26 65												
347	A	Alabama St.	60 49												
299	H	Ga. Southern	48 64												
71	A	Mississippi St.	25 92												

Non-Div I Games: Columbia (SC) 101 34

Savannah St.

Average RPI Win:	268	WON-LOST	WINNING	LAST 10	STRENGTH OF	OPP. STRENGTH	TEAM	ADJ.	CONF.	ADJ CONF.
Average RPI Loss:	94	RECORD	PCT. RANK	GAMES	SCHEDULE	OF SCHEDULE	RPI	RPI	RPI	RPI
DIV. I ONLY	4- 7	223	0- 1	192	126	203	203	23	23	
DIV. I NON-CONF.	4- 7	219	0- 1	199	128	204	204	23	23	
TOTALS	RPI 1-25	RPI 26-50	W-L RECORDS	RPI 51-100	RPI 101-150	RPI 150+				
4- 7	0- 0	0- 3	OVERALL	0- 2	0- 0	4- 2				
1- 3	0- 0	0- 0	HOME	0- 1	0- 0	1- 2				
3- 3	0- 0	0- 2	AWAY	0- 1	0- 0	3- 0				
0- 1	0- 0	0- 1	NEUTRAL	0- 0	0- 0	0- 0				
4- 7	0- 0	0- 3	NON-CONFERENCE	0- 2	0- 0	4- 2				
1- 3	0- 0	0- 0	HOME	0- 1	0- 0	1- 2				
3- 3	0- 0	0- 2	AWAY	0- 1	0- 0	3- 0				
0- 1	0- 0	0- 1	NEUTRAL	0- 0	0- 0	0- 0				
0- 0	0- 0	0- 0	CONFERENCE	0- 0	0- 0	0- 0				
0- 0	0- 0	0- 0	HOME	0- 0	0- 0	0- 0				
0- 0	0- 0	0- 0	AWAY	0- 0	0- 0	0- 0				
0- 0	0- 0	0- 0	NEUTRAL	0- 0	0- 0	0- 0				

RPI 1-25				RPI 26-50				RPI 51-100				RPI 101+				Team's RPI: 203	
RPI	S	Opponent	Score	RPI	S	Opponent	Score	RPI	S	Opponent	Score	RPI	S	Opponent	Score		
				34	A	Washington	55 96	81	H	UC Riverside	70 92	152	H	Boise St.	66 84		
				40	N	Princeton	48 85	99	A	Idaho	60 64	167	A	Montana	58 44		
				44	A	Idaho St.	67 83					206	H	Montana St.	51 80		
												286	H	Denver	59 51		
												292	A	Loyola Marymount	78 69		
												327	A	Portland St.	85 64		

Non-Div I Games: Evergreen St. 81 38

Seattle

Average RPI Win:	138	WON-LOST	WINNING	LAST 10	STRENGTH OF	OPP. STRENGTH	TEAM	ADJ.	CONF.	ADJ CONF.
Average RPI Loss:	11	RECORD	PCT. RANK	GAMES	SCHEDULE	OF SCHEDULE	RPI	RPI	RPI	RPI
DIV. I ONLY	10- 1	16	9- 1	120	6	15	15	6	6	
DIV. I NON-CONF.	10- 1	16	10- 1	121	6	15	15	6	6	
TOTALS	RPI 1-25	RPI 26-50	W-L RECORDS	RPI 51-100	RPI 101-150	RPI 150+				
10- 1	1- 1	1- 0	OVERALL	2- 0	3- 0	3- 0				
5- 0	1- 0	1- 0	HOME	0- 0	0- 0	3- 0				
3- 1	0- 1	0- 0	AWAY	1- 0	2- 0	0- 0				
2- 0	0- 0	0- 0	NEUTRAL	1- 0	1- 0	0- 0				
10- 1	1- 1	1- 0	NON-CONFERENCE	2- 0	3- 0	3- 0				
5- 0	1- 0	1- 0	HOME	0- 0	0- 0	3- 0				
3- 1	0- 1	0- 0	AWAY	1- 0	2- 0	0- 0				
2- 0	0- 0	0- 0	NEUTRAL	1- 0	1- 0	0- 0				
0- 0	0- 0	0- 0	CONFERENCE	0- 0	0- 0	0- 0				
0- 0	0- 0	0- 0	HOME	0- 0	0- 0	0- 0				
0- 0	0- 0	0- 0	AWAY	0- 0	0- 0	0- 0				
0- 0	0- 0	0- 0	NEUTRAL	0- 0	0- 0	0- 0				

RPI 1-25				RPI 26-50				RPI 51-100				RPI 101+			
RPI	S	Opponent	Score	RPI	S	Opponent	Score	RPI	S	Opponent	Score	RPI	S	Opponent	Score
11	A	Georgia	52 70	40	H	Princeton	71 64	75	N	North Carolina St.	58 55	105	A	Texas-Arlington	61 54
18	H	Rutgers	77 49					82	A	Saint Joseph's	66 54	123	N	UNI	57 49
												150	A	Liberty	92 56
												218	H	Fordham	66 54
												251	H	Bryant	93 57
												322	H	Saint Peter's	81 65
LAST 12 Division I GAMES:															
75	N	North Carolina St.	58 55	322	H	Saint Peter's	81 65	150	A	Liberty	92 56				
105	A	Texas-Arlington	61 54	218	H	Fordham	66 54	11	A	Georgia	52 70				
82	A	Saint Joseph's	66 54	123	N	UNI	57 49								
40	H	Princeton	71 64												
18	H	Rutgers	77 49												
251	H	Bryant	93 57												

Non-Div I Games:

Seton Hall

Siena

S
i
e
n
a

Siena

Page 259

Average RPI Win:	292	WON-LOST	WINNING	LAST 10	STRENGTH OF	OPP. STRENGTH	TEAM	ADJ.	CONF.	ADJ CONF.
Average RPI Loss:	144	RECORD	PCT. RANK	GAMES	SCHEDULE	OF SCHEDULE	RPI	RPI	RPI	RPI
DIV. I ONLY	2- 5	256	2- 5	293	173	278	278	19	19	
DIV. I NON-CONF.	2- 5	253	2- 5	292	177	279	279	19	19	
TOTALS	RPI 1-25	RPI 26-50	W-L RECORDS	RPI 51-100	RPI 101-150	RPI 150+				
2- 5	0- 0	0- 1	OVERALL	0- 0	0- 2	2- 2				
0- 3	0- 0	0- 1	HOME	0- 0	0- 0	0- 2				
2- 2	0- 0	0- 0	AWAY	0- 0	0- 2	2- 0				
0- 0	0- 0	0- 0	NEUTRAL	0- 0	0- 0	0- 0				
2- 5	0- 0	0- 1	NON-CONFERENCE	0- 0	0- 2	2- 2				
0- 3	0- 0	0- 1	HOME	0- 0	0- 0	0- 2				
2- 2	0- 0	0- 0	AWAY	0- 0	0- 2	2- 0				
0- 0	0- 0	0- 0	NEUTRAL	0- 0	0- 0	0- 0				
0- 0	0- 0	0- 0	CONFERENCE	0- 0	0- 0	0- 0				
0- 0	0- 0	0- 0	HOME	0- 0	0- 0	0- 0				
0- 0	0- 0	0- 0	AWAY	0- 0	0- 0	0- 0				
0- 0	0- 0	0- 0	NEUTRAL	0- 0	0- 0	0- 0				

RPI S	Opponent	Score	RPI S	Opponent	Score	RPI S	Opponent	Score	RPI S	Opponent	Score	Team's RPI: 278
29	H Florida	60 72							130	A Southern Miss.	51 71	
									139	A Southern U.	45 50	
									163	H UAB	39 53	
									237	A Grand Canyon	59 56	
									261	H UCF	36 77	
									347	A Alabama St.	47 43	
LAST 12 Division I GAMES:												
237	A Grand Canyon	59 56	130	A Southern Miss.	51 71							
163	H UAB	39 53	347	A Alabama St.	47 43							
			29	H Florida	60 72							
			261	H UCF	36 77							
			139	A Southern U.	45 50							

Non-Div I Games: Spring Hill 64 49 William Carey 66 30

South Ala.

South Carolina

Through Games Of Dec. 27, 2015

Average RPI Win:	127	WON-LOST	WINNING	LAST 10	STRENGTH OF	OPP. STRENGTH	TEAM	ADJ.	CONF.	ADJ CONF.
Average RPI Loss:	0	RECORD	PCT. RANK	GAMES	SCHEDULE	OF SCHEDULE	RPI	RPI	RPI	RPI
DIV. I ONLY	12- 0	1	10- 0	124	5	8	8	2	2	
DIV. I NON-CONF.	12- 0	1	12- 0	125	5	8	8	2	2	
TOTALS	RPI 1-25		RPI 26-50	W-L RECORDS	RPI 51-100	RPI 101-150	RPI 150+			
12- 0	3- 0		1- 0	OVERALL	1- 0	2- 0	5- 0			
6- 0	2- 0		0- 0	HOME	1- 0	0- 0	3- 0			
3- 0	0- 0		1- 0	AWAY	0- 0	1- 0	1- 0			
3- 0	1- 0		0- 0	NEUTRAL	0- 0	1- 0	1- 0			
12- 0	3- 0		1- 0	NON-CONFERENCE	1- 0	2- 0	5- 0			
6- 0	2- 0		0- 0	HOME	1- 0	0- 0	3- 0			
3- 0	0- 0		1- 0	AWAY	0- 0	1- 0	1- 0			
3- 0	1- 0		0- 0	NEUTRAL	0- 0	1- 0	1- 0			
0- 0	0- 0		0- 0	CONFERENCE	0- 0	0- 0	0- 0			
0- 0	0- 0		0- 0	HOME	0- 0	0- 0	0- 0			
0- 0	0- 0		0- 0	AWAY	0- 0	0- 0	0- 0			
0- 0	0- 0		0- 0	NEUTRAL	0- 0	0- 0	0- 0			

RPI 1-25				RPI 26-50				RPI 51-100				RPI 101+			
RPI	S	Opponent	Score	RPI	S	Opponent	Score	RPI	S	Opponent	Score	RPI	S	Opponent	Score
7	H	Duke	66 55	37	A	UCLA	68 65	55	H	Elon	78 63	134	N	East Carolina	88 57
17	H	Ohio St.	88 80									149	A	Hawaii	67 51
19	N	Arizona St.	60 58									164	H	Hampton	86 48
												205	A	Clemson	67 41
												234	H	UNCG	92 44
												235	H	Winthrop	86 37
												264	N	CSU Bakersfield	90 71
LAST 12 Division I GAMES:															
134	N	East Carolina	88 57	55	H	Elon	78 63								
164	H	Hampton	86 48	19	N	Arizona St.	60 58								
235	H	Winthrop	86 37	37	A	UCLA	68 65								
7	H	Duke	66 55	205	A	Clemson	67 41								
149	A	Hawaii	67 51	234	H	UNCG	92 44								
264	N	CSU Bakersfield	90 71	17	H	Ohio St.	88 80								

Non-Div I Games:

South Carolina

Loss, Non-Conf, S Site, H Home A Away N Neutral

Average RPI Win:	302	WON-LOST	WINNING	LAST 10	STRENGTH OF	OPP. STRENGTH	TEAM	ADJ.	CONF.	ADJ CONF.
Average RPI Loss:	178	RECORD	PCT. RANK	GAMES	SCHEDULE	OF SCHEDULE	RPI	RPI	RPI	RPI
DIV. I ONLY	3- 6	234	3- 6	289	279	243	243	30	30	
DIV. I NON-CONF.	2- 5	253	2- 5	262	219	257	257	30	30	
TOTALS	RPI 1-25	RPI 26-50	W-L RECORDS	RPI 51-100	RPI 101-150	RPI 150+				
3- 6	0- 0	0- 0	OVERALL	0- 1	0- 0	3- 5				
1- 0	0- 0	0- 0	HOME	0- 0	0- 0	1- 0				
2- 5	0- 0	0- 0	AWAY	0- 0	0- 0	2- 5				
0- 1	0- 0	0- 0	NEUTRAL	0- 1	0- 0	0- 0				
2- 5	0- 0	0- 0	NON-CONFERENCE	0- 1	0- 0	2- 4				
1- 0	0- 0	0- 0	HOME	0- 0	0- 0	1- 0				
1- 4	0- 0	0- 0	AWAY	0- 0	0- 0	1- 4				
0- 1	0- 0	0- 0	NEUTRAL	0- 1	0- 0	0- 0				
1- 1	0- 0	0- 0	CONFERENCE	0- 0	0- 0	1- 1				
0- 0	0- 0	0- 0	HOME	0- 0	0- 0	0- 0				
1- 1	0- 0	0- 0	AWAY	0- 0	0- 0	1- 1				
0- 0	0- 0	0- 0	NEUTRAL	0- 0	0- 0	0- 0				

RPI 1-25			RPI 26-50			RPI 51-100			RPI 101+			Team's RPI: 243
RPI	S	Opponent	Score	RPI	S	Opponent	Score	RPI	S	Opponent	Score	
						94 N Central Ark.	38 51	163 A UAB			38 71	
								165 A Furman			46 59	
								189 A Davidson			51 63	
								205 A Clemson			54 63	
								249 A Bethune-Cookman			50 65	
								262 A North Florida			53 48	
								308 H Wofford			60 47	
								337 A Florida A&M			68 62	
LAST 12 Division I GAMES:												
262 A		North Florida	53 48	94 N		Central Ark.	38 51					
189 A		Davidson	51 63	163 A		UAB	38 71					
249 A		Bethune-Cookman	50 65	165 A		Furman	46 59					
337 A		Florida A&M	68 62									
205 A		Clemson	54 63									
308 H		Wofford	60 47									

Non-Div I Games: Morris 90 39

South Carolina St.

Loss, Non-Conf, S Site, H Home A Away N Neutral

South Dakota

Through Games Of Dec. 27, 2015

Average RPI Win:	164	WON-LOST	WINNING	LAST 10	STRENGTH OF	OPP. STRENGTH	TEAM	ADJ.	CONF.	ADJ CONF.
Average RPI Loss:	74	RECORD	PCT. RANK	GAMES	SCHEDULE	OF SCHEDULE	RPI	RPI	RPI	RPI
DIV. I ONLY	8- 4	98	8- 1	126	19	62	62	22	22	
DIV. I NON-CONF.	8- 4	97	8- 3	127	20	62	62	22	22	
TOTALS	RPI 1-25	RPI 26-50	W-L RECORDS	RPI 51-100	RPI 101-150	RPI 150+				
8- 4	0- 1	0- 1	OVERALL	4- 0	0- 2	4- 0				
3- 1	0- 0	0- 1	HOME	2- 0	0- 0	1- 0				
4- 3	0- 1	0- 0	AWAY	2- 0	0- 2	2- 0				
1- 0	0- 0	0- 0	NEUTRAL	0- 0	0- 0	1- 0				
8- 4	0- 1	0- 1	NON-CONFERENCE	4- 0	0- 2	4- 0				
3- 1	0- 0	0- 1	HOME	2- 0	0- 0	1- 0				
4- 3	0- 1	0- 0	AWAY	2- 0	0- 2	2- 0				
1- 0	0- 0	0- 0	NEUTRAL	0- 0	0- 0	1- 0				
0- 0	0- 0	0- 0	CONFERENCE	0- 0	0- 0	0- 0				
0- 0	0- 0	0- 0	HOME	0- 0	0- 0	0- 0				
0- 0	0- 0	0- 0	AWAY	0- 0	0- 0	0- 0				
0- 0	0- 0	0- 0	NEUTRAL	0- 0	0- 0	0- 0				

RPI 1-25				RPI 26-50				RPI 51-100				Team's RPI: 62	RPI 101+			
RPI	S	Opponent	Score	RPI	S	Opponent	Score	RPI	S	Opponent	Score		RPI	S	Opponent	Score
25	A	Kansas St.	81 84	34	H	Washington	64 77	65	H	Drake	92 87		112	A	Utah	59 66
								66	A	Illinois	85 76		123	A	UNI	43 64
								86	H	Marquette	97 69		177	A	North Dakota	73 70
								88	A	Fla. Atlantic	76 53		239	N	Appalachian St.	87 60
													263	A	San Jose St.	87 77
													327	H	Portland St.	103 61
LAST 12 Division I GAMES:																
327	H	Portland St.	103 61	66	A	Illinois	85 76	177	A	North Dakota	73 70		34	H	Washington	64 77
65	H	Drake	92 87	263	A	San Jose St.	87 77	123	A	UNI	43 64		112	A	Utah	59 66
88	A	Fla. Atlantic	76 53													
239	N	Appalachian St.	87 60													
86	H	Marquette	97 69													
25	A	Kansas St.	81 84													

Non-Div I Games: Dakota Wesleyan 94 54

South Dakota

Loss, Non-Conf, S Site, H Home A Away N Neutral

Average RPI Win:	188	WON-LOST	WINNING	LAST 10	STRENGTH OF	OPP. STRENGTH	TEAM	ADJ.	CONF.	ADJ CONF.
Average RPI Loss:	23	RECORD	PCT. RANK	GAMES	SCHEDULE	OF SCHEDULE	RPI	RPI	RPI	RPI
DIV. I ONLY	10- 3	60	8- 2	90	75	50	50	22	22	
DIV. I NON-CONF.	10- 3	61	9- 3	91	76	49	49	22	22	
TOTALS	RPI 1-25	RPI 26-50	W-L RECORDS	RPI 51-100	RPI 101-150	RPI 150+				
10- 3	0- 2	1- 0	OVERALL	0- 1	2- 0	7- 0				
6- 1	0- 1	1- 0	HOME	0- 0	1- 0	4- 0				
2- 1	0- 1	0- 0	AWAY	0- 0	1- 0	1- 0				
2- 1	0- 0	0- 0	NEUTRAL	0- 1	0- 0	2- 0				
10- 3	0- 2	1- 0	NON-CONFERENCE	0- 1	2- 0	7- 0				
6- 1	0- 1	1- 0	HOME	0- 0	1- 0	4- 0				
2- 1	0- 1	0- 0	AWAY	0- 0	1- 0	1- 0				
2- 1	0- 0	0- 0	NEUTRAL	0- 1	0- 0	2- 0				
0- 0	0- 0	0- 0	CONFERENCE	0- 0	0- 0	0- 0				
0- 0	0- 0	0- 0	HOME	0- 0	0- 0	0- 0				
0- 0	0- 0	0- 0	AWAY	0- 0	0- 0	0- 0				
0- 0	0- 0	0- 0	NEUTRAL	0- 0	0- 0	0- 0				

RPI 1-25				RPI 26-50				Team's RPI: 50				RPI 51-100				RPI 101+			
RPI	S	Opponent	Score	RPI	S	Opponent	Score	RPI	S	Opponent	Score	RPI	S	Opponent	Score	RPI	S	Opponent	Score
4	H	Notre Dame	64 75	35	H	DePaul	88 79									123	H	UNI	89 86
10	A	Green Bay	57 58													125	A	Creighton	53 51
																154	N	Pittsburgh	55 54
																178	H	Northern Colo.	66 62
																196	N	Old Dominion	71 39
																215	H	Marist	77 68
																254	H	Arkansas	76 69
																277	A	Bowling Green	58 45
																327	H	Portland St.	74 65
LAST 12 Division I GAMES:																			
				123	H	UNI	89 86					277	A	Bowling Green	58 45				
				178	H	Northern Colo.	66 62					10	A	Green Bay	57 58				
				327	H	Portland St.	74 65					35	H	DePaul	88 79				
				196	N	Old Dominion	71 39					125	A	Creighton	53 51				
				56	N	Maryland	55 62					4	H	Notre Dame	64 75				
				154	N	Pittsburgh	55 54					254	H	Arkansas	76 69				

Non-Div I Games:

South Dakota St.

■ Loss,
 ■ Non-Conf,
 ■ S Site,
 ■ Home
 ■ A Away
 N Neutral

Average RPI Win:	141	WON-LOST	WINNING	LAST 10	STRENGTH OF	OPP. STRENGTH	TEAM	ADJ.	CONF.	ADJ CONF.
Average RPI Loss:	20	RECORD	PCT. RANK	GAMES	SCHEDULE	OF SCHEDULE	RPI	RPI	RPI	RPI
DIV. I ONLY	7- 2	55	0- 1	18	109	13	13	7	7	
DIV. I NON-CONF.	7- 2	54	0- 1	19	105	13	13	7	7	
TOTALS	RPI 1-25	RPI 26-50	W-L RECORDS	RPI 51-100	RPI 101-150	RPI 150+				
7- 2	1- 1	0- 1	OVERALL	1- 0	1- 0	4- 0				
7- 0	1- 0	0- 0	HOME	1- 0	1- 0	4- 0				
0- 2	0- 1	0- 0	AWAY	0- 0	0- 0	0- 0				
0- 0	0- 0	0- 0	NEUTRAL	0- 0	0- 0	0- 0				
7- 2	1- 1	0- 1	NON-CONFERENCE	1- 0	1- 0	4- 0				
7- 0	1- 0	0- 0	HOME	1- 0	1- 0	4- 0				
0- 2	0- 1	0- 1	AWAY	0- 0	0- 0	0- 0				
0- 0	0- 0	0- 0	NEUTRAL	0- 0	0- 0	0- 0				
0- 0	0- 0	0- 0	CONFERENCE	0- 0	0- 0	0- 0				
0- 0	0- 0	0- 0	HOME	0- 0	0- 0	0- 0				
0- 0	0- 0	0- 0	AWAY	0- 0	0- 0	0- 0				
0- 0	0- 0	0- 0	NEUTRAL	0- 0	0- 0	0- 0				

RPI	S	Opponent	Score	RPI	S	Opponent	Score	RPI	S	Opponent	Score	RPI	S	Opponent	Score
9	A	Baylor	63 66	31	A	St. John's (NY)	70 74	63	H	Oklahoma St.	68 46	148	H	Butler	87 77
23	H	Chattanooga	61 33									158	H	Drexel	73 58
												169	H	Penn St.	101 79
												198	H	Harvard	86 59
												229	H	Jacksonville	74 52
LAST 12 Division I GAMES:															
198	H	Harvard	86 59	9	A	Baylor	63 66								
31	A	St. John's (NY)	70 74	63	H	Oklahoma St.	68 46								
148	H	Butler	87 77	23	H	Chattanooga	61 33								
158	H	Drexel	73 58	169	H	Penn St.	101 79								
229	H	Jacksonville	74 52												

Non-Div I Games:

South Fla.

Average RPI Win:	298	WON-LOST	WINNING	LAST 10	STRENGTH OF	OPP. STRENGTH	TEAM	ADJ.	CONF.	ADJ CONF.
Average RPI Loss:	85	RECORD	PCT. RANK	GAMES	SCHEDULE	OF SCHEDULE	RPI	RPI	RPI	RPI
DIV. I ONLY	5- 6	175	0- 1	203	241	186	186	24	24	
DIV. I NON-CONF.	5- 6	176	0- 1	208	243	187	187	25	25	
TOTALS	RPI 1-25	RPI 26-50	W-L RECORDS	RPI 51-100	RPI 101-150	RPI 150+				
5- 6	0- 0	0- 2	OVERALL	0- 2	0- 2	5- 0				
1- 2	0- 0	0- 0	HOME	0- 1	0- 1	1- 0				
4- 2	0- 0	0- 1	AWAY	0- 0	0- 1	4- 0				
0- 2	0- 0	0- 1	NEUTRAL	0- 1	0- 0	0- 0				
5- 6	0- 0	0- 2	NON-CONFERENCE	0- 2	0- 2	5- 0				
1- 2	0- 0	0- 0	HOME	0- 1	0- 1	1- 0				
4- 2	0- 0	0- 1	AWAY	0- 0	0- 1	4- 0				
0- 2	0- 0	0- 1	NEUTRAL	0- 1	0- 0	0- 0				
0- 0	0- 0	0- 0	CONFERENCE	0- 0	0- 0	0- 0				
0- 0	0- 0	0- 0	HOME	0- 0	0- 0	0- 0				
0- 0	0- 0	0- 0	AWAY	0- 0	0- 0	0- 0				
0- 0	0- 0	0- 0	NEUTRAL	0- 0	0- 0	0- 0				

RPI S	Opponent	Score	RPI S	Opponent	Score	RPI S	Opponent	Score	RPI S	Opponent	Score	Team's RPI: 186
36	A Missouri	32 74	81	N UC Riverside	67 85	121	H Southern Ill.	72 87				
44	N Idaho St.	64 65	94	H Central Ark.	54 63	131	A Saint Louis	52 67				
						241	A Western Ill.	89 84				
						266	A Wichita St.	66 62				
						323	A Alabama A&M	69 58				
						325	H UMKC	78 65				
						335	A Lipscomb	84 69				
LAST 12 Division I GAMES:												
81	N UC Riverside	67 85	121	H Southern Ill.	72 87							
241	A Western Ill.	89 84	94	H Central Ark.	54 63							
325	H UMKC	78 65	335	A Lipscomb	84 69							
323	A Alabama A&M	69 58	266	A Wichita St.	66 62							
131	A Saint Louis	52 67	36	A Missouri	32 74							
			44	N Idaho St.	64 65							

Non-Div I Games: Harris-Stowe 78 66

Southeast Mo. St.

■ Loss,
 ■ Non-Conf,
 ■ S Site,
 ■ Home
 ■ A Away
 N Neutral

Average RPI Win: 337		WON-LOST	WINNING	LAST 10	STRENGTH OF	OPP. STRENGTH	TEAM	ADJ.	CONF.	ADJ CONF.
Average RPI Loss: 190		RECORD	PCT. RANK	GAMES	SCHEDULE	OF SCHEDULE	RPI	RPI	RPI	RPI
DIV. I ONLY		1- 9	325	1- 9	161	348	305	305	26	26
DIV. I NON-CONF.		1- 9	323	1- 9	164	348	308	308	27	27
TOTALS	RPI 1-25		RPI 26-50		W-L RECORDS		RPI 51-100		RPI 101-150	RPI 150+
1- 9	0- 0		0- 0		OVERALL		0- 0		0- 4	1- 5
0- 4	0- 0		0- 0		HOME		0- 0		0- 1	0- 3
1- 5	0- 0		0- 0		AWAY		0- 0		0- 3	1- 2
0- 0	0- 0		0- 0		NEUTRAL		0- 0		0- 0	0- 0
1- 9	0- 0		0- 0		NON-CONFERENCE		0- 0		0- 4	1- 5
0- 4	0- 0		0- 0		HOME		0- 0		0- 1	0- 3
1- 5	0- 0		0- 0		AWAY		0- 0		0- 3	1- 2
0- 0	0- 0		0- 0		NEUTRAL		0- 0		0- 0	0- 0
0- 0	0- 0		0- 0		CONFERENCE		0- 0		0- 0	0- 0
0- 0	0- 0		0- 0		HOME		0- 0		0- 0	0- 0
0- 0	0- 0		0- 0		AWAY		0- 0		0- 0	0- 0
0- 0	0- 0		0- 0		NEUTRAL		0- 0		0- 0	0- 0

RPI 1-25				RPI 26-50				RPI 51-100				RPI 101+				Team's RPI: 305	
RPI	S	Opponent	Score	RPI	S	Opponent	Score	RPI	S	Opponent	Score	RPI	S	Opponent	Score		
												101	H	Auburn	68	80	
												106	A	Wright St.	72	106	
												113	A	Georgia Tech	49	102	
												116	A	Texas Tech	51	113	
												211	A	Xavier	27	67	
												231	H	Troy	90	100	
												254	A	Arkansas	53	97	
												270	H	La.-Monroe	84	88	
												310	H	Jackson St.	72	79	
												337	A	Florida A&M	62	57	
LAST 12 Division I GAMES:																	
				231	H	Troy	90	100	337	A	Florida A&M	62	57				
				310	H	Jackson St.	72	79	270	H	La.-Monroe	84	88				
				101	H	Auburn	68	80	211	A	Xavier	27	67				
				254	A	Arkansas	53	97	106	A	Wright St.	72	106				
									116	A	Texas Tech	51	113				
									113	A	Georgia Tech	49	102				

Non-Div I Games:

Southeastern La.

Loss, Non-Conf, S Site, H Home A Away N Neutral

Average RPI Win:	133	WON-LOST	WINNING	LAST 10	STRENGTH OF	OPP. STRENGTH	TEAM	ADJ.	CONF.	ADJ CONF.
Average RPI Loss:	0	RECORD	PCT. RANK	GAMES	SCHEDULE	OF SCHEDULE	RPI	RPI	RPI	RPI
DIV. I ONLY	10- 0	1	10- 0	26	143	2	2	1	1	
DIV. I NON-CONF.	10- 0	1	10- 0	29	147	2	2	1	1	
TOTALS	RPI 1-25		RPI 26-50	W-L RECORDS	RPI 51-100	RPI 101-150	RPI 150+			
10- 0	1- 0		2- 0	OVERALL	2- 0	2- 0	3- 0			
6- 0	1- 0		1- 0	HOME	1- 0	1- 0	2- 0			
1- 0	0- 0		0- 0	AWAY	1- 0	0- 0	0- 0			
3- 0	0- 0		1- 0	NEUTRAL	0- 0	1- 0	1- 0			
10- 0	1- 0		2- 0	NON-CONFERENCE	2- 0	2- 0	3- 0			
6- 0	1- 0		1- 0	HOME	1- 0	1- 0	2- 0			
1- 0	0- 0		0- 0	AWAY	1- 0	0- 0	0- 0			
3- 0	0- 0		1- 0	NEUTRAL	0- 0	1- 0	1- 0			
0- 0	0- 0		0- 0	CONFERENCE	0- 0	0- 0	0- 0			
0- 0	0- 0		0- 0	HOME	0- 0	0- 0	0- 0			
0- 0	0- 0		0- 0	AWAY	0- 0	0- 0	0- 0			
0- 0	0- 0		0- 0	NEUTRAL	0- 0	0- 0	0- 0			

RPI 1-25				RPI 26-50				RPI 51-100				RPI 101+			
RPI	S	Opponent	Score	RPI	S	Opponent	Score	RPI	S	Opponent	Score	RPI	S	Opponent	Score
24	H	Santa Clara	81 46	38	H	Albany (NY)	68 67	51	A	Gonzaga	60 56	109	N	Iona	76 56
				39	N	West Virginia	78 67	57	H	Long Beach St.	69 43	133	H	UNLV	73 42
												237	N	Grand Canyon	75 44
												307	H	Southern Utah	71 32
												337	H	Florida A&M	88 45
LAST 12 Division I GAMES:															
				38	H	Albany (NY)	68 67	307	H	Southern Utah	71 32				
				337	H	Florida A&M	88 45	109	N	Iona	76 56				
				57	H	Long Beach St.	69 43	51	A	Gonzaga	60 56				
				133	H	UNLV	73 42	39	N	West Virginia	78 67				
								237	N	Grand Canyon	75 44				
								24	H	Santa Clara	81 46				

Non-Div I Games: Hope Int'l 92 43

Southern California

■ Loss,
 ■ Non-Conf, S Site,
 ■ Home
 ■ Away
 N Neutral

Average RPI Win:	224	WON-LOST	WINNING	LAST 10	STRENGTH OF	OPP. STRENGTH	TEAM	ADJ.	CONF.	ADJ CONF.
Average RPI Loss:	75	RECORD	PCT. RANK	GAMES	SCHEDULE	OF SCHEDULE	RPI	RPI	RPI	RPI
DIV. I ONLY	7- 4	110	1- 0	206	106	121	121	18	18	
DIV. I NON-CONF.	7- 4	110	1- 0	211	102	123	123	18	18	
TOTALS	RPI 1-25	RPI 26-50	W-L RECORDS	RPI 51-100	RPI 101-150	RPI 150+				
7- 4	0- 0	0- 1	OVERALL	0- 2	0- 1	7- 0				
4- 1	0- 0	0- 0	HOME	0- 1	0- 0	4- 0				
3- 3	0- 0	0- 1	AWAY	0- 1	0- 1	3- 0				
0- 0	0- 0	0- 0	NEUTRAL	0- 0	0- 0	0- 0				
7- 4	0- 0	0- 1	NON-CONFERENCE	0- 2	0- 1	7- 0				
4- 1	0- 0	0- 0	HOME	0- 1	0- 0	4- 0				
3- 3	0- 0	0- 1	AWAY	0- 1	0- 1	3- 0				
0- 0	0- 0	0- 0	NEUTRAL	0- 0	0- 0	0- 0				
0- 0	0- 0	0- 0	CONFERENCE	0- 0	0- 0	0- 0				
0- 0	0- 0	0- 0	HOME	0- 0	0- 0	0- 0				
0- 0	0- 0	0- 0	AWAY	0- 0	0- 0	0- 0				
0- 0	0- 0	0- 0	NEUTRAL	0- 0	0- 0	0- 0				

RPI S	Opponent	Score	RPI S	Opponent	Score	RPI S	Opponent	Score	RPI S	Opponent	Score	Team's RPI: 121
			35 A	DePaul	61 105	54 H	UT Martin	63 70	144 A	Memphis	58 61	
						66 A	Illinois	64 78	160 A	Mercer	55 52	
									186 A	Southeast Mo. St.	87 72	
									199 H	SIUE	71 57	
									219 H	Morehead St.	102 69	
									244 H	Tennessee St.	79 70	
									258 H	Siena	73 54	
									300 A	Murray St.	70 57	
LAST 12 Division I GAMES:												
244 H	Tennessee St.	79 70	300 A	Murray St.	70 57							
186 A	Southeast Mo. St.	87 72	144 A	Memphis	58 61							
160 A	Mercer	55 52	54 H	UT Martin	63 70							
219 H	Morehead St.	102 69	258 H	Siena	73 54							
66 A	Illinois	64 78	35 A	DePaul	61 105							
199 H	SIUE	71 57										

Non-Div I Games:

Southern Ill.

Average RPI Win:	252	WON-LOST	WINNING	LAST 10	STRENGTH OF	OPP. STRENGTH	TEAM	ADJ.	CONF.	ADJ CONF.
Average RPI Loss:	56	RECORD	PCT. RANK	GAMES	SCHEDULE	OF SCHEDULE	RPI	RPI	RPI	RPI
DIV. I ONLY	6- 4	121	1- 1	160	165	130	130	11	11	
DIV. I NON-CONF.	6- 4	123	1- 1	163	167	132	132	11	11	
TOTALS	RPI 1-25	RPI 26-50	W-L RECORDS	RPI 51-100	RPI 101-150	RPI 150+				
6- 4	0- 2	0- 0	OVERALL	0- 1	0- 1	6- 0				
5- 0	0- 0	0- 0	HOME	0- 0	0- 0	5- 0				
1- 3	0- 2	0- 0	AWAY	0- 1	0- 0	1- 0				
0- 1	0- 0	0- 0	NEUTRAL	0- 0	0- 1	0- 0				
6- 4	0- 2	0- 0	NON-CONFERENCE	0- 1	0- 1	6- 0				
5- 0	0- 0	0- 0	HOME	0- 0	0- 0	5- 0				
1- 3	0- 2	0- 0	AWAY	0- 1	0- 0	1- 0				
0- 1	0- 0	0- 0	NEUTRAL	0- 0	0- 1	0- 0				
0- 0	0- 0	0- 0	CONFERENCE	0- 0	0- 0	0- 0				
0- 0	0- 0	0- 0	HOME	0- 0	0- 0	0- 0				
0- 0	0- 0	0- 0	AWAY	0- 0	0- 0	0- 0				
0- 0	0- 0	0- 0	NEUTRAL	0- 0	0- 0	0- 0				

RPI	S	Opponent	Score	RPI	S	Opponent	Score	RPI	S	Opponent	Score	RPI	S	Opponent	Score	Team's RPI: 130
9	A	Baylor	42 97					71	A	Mississippi St.	65 78	120	N	North Carolina	62 69	
23	A	Chattanooga	48 53									168	H	Samford	56 48	
												182	H	Ole Miss	57 38	
												246	A	Tennessee Tech	69 57	
												278	H	South Ala.	71 51	
												289	H	Mississippi Val.	71 55	
												347	H	Alabama St.	65 44	
LAST 12 Division I GAMES:																
23	A	Chattanooga	48 53	168	H	Samford	56 48	289	H	Mississippi Val.	71 55	9	A	Baylor	42 97	
120	N	North Carolina	62 69					347	H	Alabama St.	65 44					
71	A	Mississippi St.	65 78													
182	H	Ole Miss	57 38													
278	H	South Ala.	71 51													
246	A	Tennessee Tech	69 57													

Non-Div I Games:

Southern Miss.

Average RPI Win:	278	WON-LOST	WINNING	LAST 10	STRENGTH OF	OPP. STRENGTH	TEAM	ADJ.	CONF.	ADJ CONF.
Average RPI Loss:	64	RECORD	PCT. RANK	GAMES	SCHEDULE	OF SCHEDULE	RPI	RPI	RPI	RPI
DIV. I ONLY	1- 6	316	1- 6	3	255	139	139	31	31	
DIV. I NON-CONF.	1- 6	308	1- 6	4	258	140	140	31	31	
TOTALS	RPI 1-25	RPI 26-50	W-L RECORDS	RPI 51-100	RPI 101-150	RPI 150+				
1- 6	0- 1	0- 2	OVERALL	0- 2	0- 1	1- 0				
1- 0	0- 0	0- 0	HOME	0- 0	0- 0	1- 0				
0- 6	0- 1	0- 1	AWAY	0- 2	0- 1	0- 0				
0- 0	0- 0	0- 0	NEUTRAL	0- 0	0- 0	0- 0				
1- 6	0- 1	0- 2	NON-CONFERENCE	0- 2	0- 1	1- 0				
1- 0	0- 0	0- 0	HOME	0- 0	0- 0	1- 0				
0- 6	0- 1	0- 2	AWAY	0- 2	0- 1	0- 0				
0- 0	0- 0	0- 0	NEUTRAL	0- 0	0- 0	0- 0				
0- 0	0- 0	0- 0	CONFERENCE	0- 0	0- 0	0- 0				
0- 0	0- 0	0- 0	HOME	0- 0	0- 0	0- 0				
0- 0	0- 0	0- 0	AWAY	0- 0	0- 0	0- 0				
0- 0	0- 0	0- 0	NEUTRAL	0- 0	0- 0	0- 0				

RPI 1-25				RPI 26-50				RPI 51-100				RPI 101+ Team's RPI: 139			
RPI	S	Opponent	Score	RPI	S	Opponent	Score	RPI	S	Opponent	Score	RPI	S	Opponent	Score
25	A	Kansas St.	47 59	26	A	Texas A&M	47 88	56	A	Maryland	61 94	140	A	Iowa St.	46 86
				48	A	Tulane	48 77	90	A	Nebraska	38 89	278	H	South Ala.	50 45
LAST 12 Division I GAMES:															
25	A	Kansas St.	47 59	48	A	Tulane	48 77	56	A	Maryland	61 94				
90	A	Nebraska	38 89	56	A	Maryland	61 94	140	A	Iowa St.	46 86				
278	H	South Ala.	50 45	26	A	Texas A&M	47 88								

Non-Div I Games: Tougaloo 81 48 Spring Hill 65 46

Southern U.

Southern Utah

Through Games Of Dec. 27, 2015

Average RPI Win:	308	WON-LOST	WINNING	LAST 10	STRENGTH OF	OPP. STRENGTH	TEAM	ADJ.	CONF.	ADJ CONF.
Average RPI Loss:	158	RECORD	PCT. RANK	GAMES	SCHEDULE	OF SCHEDULE	RPI	RPI	RPI	RPI
DIV. I ONLY	2- 8	290	0- 1	234	201	307	307	16	16	
DIV. I NON-CONF.	2- 8	287	0- 1	240	204	310	310	16	16	
TOTALS	RPI 1-25	RPI 26-50	W-L RECORDS	RPI 51-100	RPI 101-150	RPI 150+				
2- 8	0- 1	0- 0	OVERALL	0- 1	0- 3	2- 3				
2- 1	0- 0	0- 0	HOME	0- 0	0- 0	2- 1				
0- 6	0- 1	0- 0	AWAY	0- 1	0- 3	0- 1				
0- 1	0- 0	0- 0	NEUTRAL	0- 0	0- 0	0- 1				
2- 8	0- 1	0- 0	NON-CONFERENCE	0- 1	0- 3	2- 3				
2- 1	0- 0	0- 0	HOME	0- 0	0- 0	2- 1				
0- 6	0- 1	0- 0	AWAY	0- 1	0- 3	0- 1				
0- 1	0- 0	0- 0	NEUTRAL	0- 0	0- 0	0- 1				
0- 0	0- 0	0- 0	CONFERENCE	0- 0	0- 0	0- 0				
0- 0	0- 0	0- 0	HOME	0- 0	0- 0	0- 0				
0- 0	0- 0	0- 0	AWAY	0- 0	0- 0	0- 0				
0- 0	0- 0	0- 0	NEUTRAL	0- 0	0- 0	0- 0				

RPI 1-25				RPI 26-50				RPI 51-100				RPI 101+ Team's RPI: 307			
RPI	S	Opponent	Score	RPI	S	Opponent	Score	RPI	S	Opponent	Score	RPI	S	Opponent	Score
2	A	Southern California	32 71					93	A	New Mexico St.	60 74	114	A	New Mexico	48 70
												133	A	UNLV	44 79
												142	A	TCU	47 76
												159	A	Utah Valley	58 70
												279	H	CSUN	67 65
												287	N	N.C. A&T	65 78
												332	H	UC Irvine	58 63
												336	H	Air Force	75 56
LAST 12 Division I GAMES:															
287	N	N.C. A&T	65 78	336	H	Air Force	75 56	2	A	Southern California	32 71				
142	A	TCU	47 76					279	H	CSUN	67 65				
159	A	Utah Valley	58 70					114	A	New Mexico	48 70				
133	A	UNLV	44 79					93	A	New Mexico St.	60 74				
								332	H	UC Irvine	58 63				

Non-Div I Games:

Southern Utah

■ Loss,
 ■ Non-Conf,
 ■ S Site,
 ■ H Home
 ■ A Away
 N Neutral

St. Bonaventure

Through Games Of Dec. 27, 2015

Average RPI Win:	174	WON-LOST	WINNING	LAST 10	STRENGTH OF	OPP. STRENGTH	TEAM	ADJ.	CONF.	ADJ CONF.
Average RPI Loss:	97	RECORD	PCT. RANK	GAMES	SCHEDULE	OF SCHEDULE	RPI	RPI	RPI	RPI
DIV. I ONLY	10- 2	30	0- 1	188	63	49	49	9	9	
DIV. I NON-CONF.	10- 2	30	0- 1	195	64	48	48	9	9	
TOTALS	RPI 1-25	RPI 26-50	W-L RECORDS	RPI 51-100	RPI 101-150	RPI 150+				
10- 2	0- 0	0- 1	OVERALL	3- 0	2- 0	5- 1				
8- 0	0- 0	0- 0	HOME	3- 0	1- 0	4- 0				
2- 2	0- 0	0- 1	AWAY	0- 0	1- 0	1- 1				
0- 0	0- 0	0- 0	NEUTRAL	0- 0	0- 0	0- 0				
10- 2	0- 0	0- 1	NON-CONFERENCE	3- 0	2- 0	5- 1				
8- 0	0- 0	0- 0	HOME	3- 0	1- 0	4- 0				
2- 2	0- 0	0- 1	AWAY	0- 0	1- 0	1- 1				
0- 0	0- 0	0- 0	NEUTRAL	0- 0	0- 0	0- 0				
0- 0	0- 0	0- 0	CONFERENCE	0- 0	0- 0	0- 0				
0- 0	0- 0	0- 0	HOME	0- 0	0- 0	0- 0				
0- 0	0- 0	0- 0	AWAY	0- 0	0- 0	0- 0				
0- 0	0- 0	0- 0	NEUTRAL	0- 0	0- 0	0- 0				

RPI 1-25				RPI 26-50		Team's RPI: 49		RPI 51-100				RPI 101+			
RPI	S	Opponent	Score	RPI	S	Opponent	Score	RPI	S	Opponent	Score	RPI	S	Opponent	Score
				35	A	DePaul	54 77	68	H	Georgetown	69 54	119	H	James Madison	56 45
								78	H	Buffalo	59 32	146	A	Stony Brook	73 68
								79	H	Toledo	74 63	158	A	Drexel	46 58
												169	H	Penn St.	70 60
												217	H	Detroit	84 73
												258	H	Siena	57 40
												280	A	Colgate	62 38
												326	H	Niagara	67 55
LAST 12 Division I GAMES:															
158	A	Drexel	46 58	78	H	Buffalo	59 32								
326	H	Niagara	67 55	119	H	James Madison	56 45								
280	A	Colgate	62 38	68	H	Georgetown	69 54								
169	H	Penn St.	70 60	146	A	Stony Brook	73 68								
35	A	DePaul	54 77	79	H	Toledo	74 63								
258	H	Siena	57 40	217	H	Detroit	84 73								

Non-Div I Games:

St. Bonaventure

Loss, Non-Conf, S Site, H Home A Away N Neutral

Average RPI Win:	303	WON-LOST	WINNING	LAST 10	STRENGTH OF	OPP. STRENGTH	TEAM	ADJ.	CONF.	ADJ CONF.
Average RPI Loss:	194	RECORD	PCT. RANK	GAMES	SCHEDULE	OF SCHEDULE	RPI	RPI	RPI	RPI
DIV. I ONLY	2- 7	277	2- 7	287	306	314	314	32	32	
DIV. I NON-CONF.	2- 7	276	2- 7	286	308	317	317	32	32	
TOTALS	RPI 1-25	RPI 26-50	W-L RECORDS	RPI 51-100	RPI 101-150	RPI 150+				
2- 7	0- 0	0- 0	OVERALL	0- 2	0- 1	2- 4				
1- 2	0- 0	0- 0	HOME	0- 1	0- 0	1- 1				
1- 4	0- 0	0- 0	AWAY	0- 0	0- 1	1- 3				
0- 1	0- 0	0- 0	NEUTRAL	0- 1	0- 0	0- 0				
2- 7	0- 0	0- 0	NON-CONFERENCE	0- 2	0- 1	2- 4				
1- 2	0- 0	0- 0	HOME	0- 1	0- 0	1- 1				
1- 4	0- 0	0- 0	AWAY	0- 0	0- 1	1- 3				
0- 1	0- 0	0- 0	NEUTRAL	0- 1	0- 0	0- 0				
0- 0	0- 0	0- 0	CONFERENCE	0- 0	0- 0	0- 0				
0- 0	0- 0	0- 0	HOME	0- 0	0- 0	0- 0				
0- 0	0- 0	0- 0	AWAY	0- 0	0- 0	0- 0				
0- 0	0- 0	0- 0	NEUTRAL	0- 0	0- 0	0- 0				

RPI 1-25			RPI 26-50			RPI 51-100			RPI 101+			Team's RPI: 314
RPI	S	Opponent	Score	RPI	S	Opponent	Score	RPI	S	Opponent	Score	
						59 H Army West Point	35 74	113 A Georgia Tech		51 89		
						68 N Georgetown	52 74	194 H Rider		59 71		
								256 A Manhattan		53 61		
								291 H Loyola Maryland		64 54		
								315 A Vermont		59 55		
								322 A Saint Peter's		40 44		
								344 A Lafayette		59 77		
LAST 12 Division I GAMES:												
291	H	Loyola Maryland	64 54	68	N	Georgetown	52 74					
256	A	Manhattan	53 61	315	A	Vermont	59 55					
59	H	Army West Point	35 74	322	A	Saint Peter's	40 44					
344	A	Lafayette	59 77	194	H	Rider	59 71					
				113	A	Georgia Tech	51 89					

Non-Div I Games:

St. Francis Brooklyn

Average RPI Win:	199	WON-LOST	WINNING	LAST 10	STRENGTH OF	OPP. STRENGTH	TEAM	ADJ.	CONF.	ADJ CONF.
Average RPI Loss:	35	RECORD	PCT. RANK	GAMES	SCHEDULE	OF SCHEDULE	RPI	RPI	RPI	RPI
DIV. I ONLY	9- 2	36	9- 1	114	112	31	31	6	6	
DIV. I NON-CONF.	9- 2	36	9- 2	115	110	30	30	6	6	
TOTALS	RPI 1-25	RPI 26-50	W-L RECORDS	RPI 51-100	RPI 101-150	RPI 150+				
9- 2	2- 0	0- 2	OVERALL	0- 0	1- 0	6- 0				
5- 0	1- 0	0- 0	HOME	0- 0	1- 0	3- 0				
4- 2	1- 0	0- 2	AWAY	0- 0	0- 0	3- 0				
0- 0	0- 0	0- 0	NEUTRAL	0- 0	0- 0	0- 0				
9- 2	2- 0	0- 2	NON-CONFERENCE	0- 0	1- 0	6- 0				
5- 0	1- 0	0- 0	HOME	0- 0	1- 0	3- 0				
4- 2	1- 0	0- 2	AWAY	0- 0	0- 0	3- 0				
0- 0	0- 0	0- 0	NEUTRAL	0- 0	0- 0	0- 0				
0- 0	0- 0	0- 0	CONFERENCE	0- 0	0- 0	0- 0				
0- 0	0- 0	0- 0	HOME	0- 0	0- 0	0- 0				
0- 0	0- 0	0- 0	AWAY	0- 0	0- 0	0- 0				
0- 0	0- 0	0- 0	NEUTRAL	0- 0	0- 0	0- 0				

RPI 1-25				RPI 26-50				Team's RPI: 31		RPI 51-100				RPI 101+			
RPI	S	Opponent	Score	RPI	S	Opponent	Score		RPI	S	Opponent	Score	RPI	S	Opponent	Score	
13	H	South Fla.	74 70	32	A	Duquesne	57 76						135	H	Yale	69 56	
18	A	Rutgers	69 62	37	A	UCLA	58 73						215	H	Marist	61 47	
													220	A	Kansas	86 71	
													261	A	UCF	70 42	
													281	H	Fairfield	73 54	
													319	H	Sacred Heart	67 54	
													332	A	UC Irvine	85 63	
LAST 12 Division I GAMES:																	
				32	A	Duquesne	57 76	281	H	Fairfield	73 54						
				261	A	UCF	70 42	215	H	Marist	61 47						
				135	H	Yale	69 56	18	A	Rutgers	69 62						
				220	A	Kansas	86 71	332	A	UC Irvine	85 63						
				319	H	Sacred Heart	67 54	37	A	UCLA	58 73						
				13	H	South Fla.	74 70										

St. Mary's (CA)

Through Games Of Dec. 27, 2015

Average RPI Win:	149	WON-LOST	WINNING	LAST 10	STRENGTH OF	OPP. STRENGTH	TEAM	ADJ.	CONF.	ADJ CONF.
Average RPI Loss:	96	RECORD	PCT. RANK	GAMES	SCHEDULE	OF SCHEDULE	RPI	RPI	RPI	RPI
DIV. I ONLY	10- 3	60	7- 3	50	159	46	46	8	8	
DIV. I NON-CONF.	9- 2	36	8- 2	77	155	44	44	8	8	
TOTALS	RPI 1-25	RPI 26-50	W-L RECORDS	RPI 51-100	RPI 101-150	RPI 150+				
10- 3	0- 1	2- 1	OVERALL	0- 0	4- 0	4- 1				
4- 3	0- 1	1- 1	HOME	0- 0	1- 0	2- 1				
5- 0	0- 0	1- 0	AWAY	0- 0	2- 0	2- 0				
1- 0	0- 0	0- 0	NEUTRAL	0- 0	1- 0	0- 0				
9- 2	0- 0	2- 1	NON-CONFERENCE	0- 0	3- 0	4- 1				
4- 2	0- 0	1- 1	HOME	0- 0	1- 0	2- 1				
4- 0	0- 0	1- 0	AWAY	0- 0	1- 0	2- 0				
1- 0	0- 0	0- 0	NEUTRAL	0- 0	1- 0	0- 0				
1- 1	0- 1	0- 0	CONFERENCE	0- 0	1- 0	0- 0				
0- 1	0- 1	0- 0	HOME	0- 0	0- 0	0- 0				
1- 0	0- 0	0- 0	AWAY	0- 0	1- 0	0- 0				
0- 0	0- 0	0- 0	NEUTRAL	0- 0	0- 0	0- 0				

RPI 1-25				RPI 26-50				Team's RPI: 46	RPI 51-100				RPI 101+			
RPI	S	Opponent	Score	RPI	S	Opponent	Score		RPI	S	Opponent	Score	RPI	S	Opponent	Score
24	H	Santa Clara	67 73	36	H	Missouri	78 95						103	N	Villanova	67 60
				41	A	California	64 63						124	A	Wyoming	70 64
				42	H	Washington St.	75 71						136	A	San Francisco	78 68
													138	H	Cal Poly	87 83
													178	A	Northern Colo.	65 52
													188	H	Fresno St.	83 81
													228	H	UC Davis	71 78
													263	H	San Jose St.	91 81
													279	A	CSUN	93 59
LAST 12 Division I GAMES:																
138	H	Cal Poly	87 83	24	H	Santa Clara	67 73									
42	H	Washington St.	75 71	136	A	San Francisco	78 68									
103	N	Villanova	67 60	188	H	Fresno St.	83 81									
41	A	California	64 63	178	A	Northern Colo.	65 52									
228	H	UC Davis	71 78	124	A	Wyoming	70 64									
36	H	Missouri	78 95	263	H	San Jose St.	91 81									

Non-Div I Games:

St. Mary's (CA)

■ Loss,
 ■ Non-Conf,
 ■ S Site,
 ■ H Home
 ■ A Away
 N Neutral

Average RPI Win:	108	WON-LOST	WINNING	LAST 10	STRENGTH OF	OPP. STRENGTH	TEAM	ADJ.	CONF.	ADJ CONF.
Average RPI Loss:	23	RECORD	PCT. RANK	GAMES	SCHEDULE	OF SCHEDULE	RPI	RPI	RPI	RPI
DIV. I ONLY	9- 2	36	8- 2	6	32	3	3	1	1	
DIV. I NON-CONF.	9- 2	36	9- 2	6	34	3	3	1	1	
TOTALS	RPI 1-25	RPI 26-50	W-L RECORDS	RPI 51-100	RPI 101-150	RPI 150+				
9- 2	2- 2	1- 0	OVERALL	2- 0	1- 0	3- 0				
4- 1	1- 1	0- 0	HOME	1- 0	0- 0	2- 0				
2- 1	0- 1	0- 0	AWAY	1- 0	0- 0	1- 0				
3- 0	1- 0	1- 0	NEUTRAL	0- 0	1- 0	0- 0				
9- 2	2- 2	1- 0	NON-CONFERENCE	2- 0	1- 0	3- 0				
4- 1	1- 1	0- 0	HOME	1- 0	0- 0	2- 0				
2- 1	0- 1	0- 0	AWAY	1- 0	0- 0	1- 0				
3- 0	1- 0	1- 0	NEUTRAL	0- 0	1- 0	0- 0				
0- 0	0- 0	0- 0	CONFERENCE	0- 0	0- 0	0- 0				
0- 0	0- 0	0- 0	HOME	0- 0	0- 0	0- 0				
0- 0	0- 0	0- 0	AWAY	0- 0	0- 0	0- 0				
0- 0	0- 0	0- 0	NEUTRAL	0- 0	0- 0	0- 0				

RPI 1-25				Team's RPI: 3				RPI 26-50				RPI 51-100				RPI 101+			
RPI	S	Opponent	Score					RPI	S	Opponent	Score					RPI	S	Opponent	Score
6	H	Tennessee	69 55					30	N	Purdue	71 65					51	A	Gonzaga	65 48
14	N	Dayton	74 66													72	H	George Washington	84 63
22	A	Texas	69 77													115	N	Missouri St.	82 65
24	H	Santa Clara	58 61													193	H	Cornell	93 38
																228	A	UC Davis	74 45
																264	H	CSU Bakersfield	83 41
LAST 12 Division I GAMES:																			
6	H	Tennessee	69 55					264	H	CSU Bakersfield	83 41								
22	A	Texas	69 77					193	H	Cornell	93 38								
30	N	Purdue	71 65					72	H	George Washington	84 63								
14	N	Dayton	74 66					51	A	Gonzaga	65 48								
115	N	Missouri St.	82 65					228	A	UC Davis	74 45								
24	H	Santa Clara	58 61																

Non-Div I Games:

Stanford

Average RPI Win: 248		WON-LOST	WINNING	LAST 10	STRENGTH OF	OPP. STRENGTH	TEAM	ADJ.	CONF.	ADJ CONF.
Average RPI Loss: 149		RECORD	PCT. RANK	GAMES	SCHEDULE	OF SCHEDULE	RPI	RPI	RPI	RPI
DIV. I ONLY		3- 5	220	3- 5	261	169	253	253	26	26
DIV. I NON-CONF.		3- 5	217	3- 5	264	172	256	256	27	27
TOTALS	RPI 1-25		RPI 26-50		W-L RECORDS		RPI 51-100		RPI 101-150	RPI 150+
3- 5	0- 0		0- 0		OVERALL	0- 0		0- 3		3- 2
1- 1	0- 0		0- 0		HOME	0- 0		0- 1		1- 0
0- 2	0- 0		0- 0		AWAY	0- 0		0- 1		0- 1
2- 2	0- 0		0- 0		NEUTRAL	0- 0		0- 1		2- 1
3- 5	0- 0		0- 0		NON-CONFERENCE	0- 0		0- 3		3- 2
1- 1	0- 0		0- 0		HOME	0- 0		0- 1		1- 0
0- 2	0- 0		0- 0		AWAY	0- 0		0- 1		0- 1
2- 2	0- 0		0- 0		NEUTRAL	0- 0		0- 1		2- 1
0- 0	0- 0		0- 0		CONFERENCE	0- 0		0- 0		0- 0
0- 0	0- 0		0- 0		HOME	0- 0		0- 0		0- 0
0- 0	0- 0		0- 0		AWAY	0- 0		0- 0		0- 0
0- 0	0- 0		0- 0		NEUTRAL	0- 0		0- 0		0- 0

RPI 1-25				RPI 26-50				RPI 51-100				RPI 101+				Team's RPI: 253	
RPI	S	Opponent	Score	RPI	S	Opponent	Score	RPI	S	Opponent	Score	RPI	S	Opponent	Score		
												105	H	Texas-Arlington	63	67	
												118	N	IUPUI	55	62	
												142	A	TCU	55	88	
												156	N	Weber St.	46	56	
												199	N	SIUE	82	74	
												225	A	Louisiana Tech	44	76	
												260	N	Indiana St.	71	62	
												284	H	Rice	59	45	
LAST 12 Division I GAMES:																	
				118	N	IUPUI	55	62	284	H	Rice	59	45				
				105	H	Texas-Arlington	63	67	142	A	TCU	55	88				
				260	N	Indiana St.	71	62	156	N	Weber St.	46	56				
				199	N	SIUE	82	74									
				225	A	Louisiana Tech	44	76									

Non-Div I Games:	Texas-Tyler	91	69	LSU-Shreveport	94	39
------------------	-------------	----	----	----------------	----	----

Stephen F. Austin

Loss, Non-Conf, S Site, H Home A Away N Neutral

Average RPI Win:	282	WON-LOST	WINNING	LAST 10	STRENGTH OF	OPP. STRENGTH	TEAM	ADJ.	CONF.	ADJ CONF.
Average RPI Loss:	119	RECORD	PCT. RANK	GAMES	SCHEDULE	OF SCHEDULE	RPI	RPI	RPI	RPI
DIV. I ONLY	5- 4	140	5- 3	231	214	176	176	28	28	
DIV. I NON-CONF.	5- 4	142	5- 4	237	216	177	177	28	28	
TOTALS	RPI 1-25	RPI 26-50	W-L RECORDS	RPI 51-100	RPI 101-150	RPI 150+				
5- 4	0- 1	0- 0	OVERALL	0- 0	0- 1	5- 2				
2- 1	0- 0	0- 0	HOME	0- 0	0- 0	2- 1				
3- 1	0- 1	0- 0	AWAY	0- 0	0- 0	3- 0				
0- 2	0- 0	0- 0	NEUTRAL	0- 0	0- 1	0- 1				
5- 4	0- 1	0- 0	NON-CONFERENCE	0- 0	0- 1	5- 2				
2- 1	0- 0	0- 0	HOME	0- 0	0- 0	2- 1				
3- 1	0- 1	0- 0	AWAY	0- 0	0- 0	3- 0				
0- 2	0- 0	0- 0	NEUTRAL	0- 0	0- 1	0- 1				
0- 0	0- 0	0- 0	CONFERENCE	0- 0	0- 0	0- 0				
0- 0	0- 0	0- 0	HOME	0- 0	0- 0	0- 0				
0- 0	0- 0	0- 0	AWAY	0- 0	0- 0	0- 0				
0- 0	0- 0	0- 0	NEUTRAL	0- 0	0- 0	0- 0				

RPI 1-25				RPI 26-50				RPI 51-100				RPI 101+				Team's RPI: 176	
RPI	S	Opponent	Score	RPI	S	Opponent	Score	RPI	S	Opponent	Score	RPI	S	Opponent	Score		
11	A	Georgia	55 76									107	N	Minnesota	69 72		
												152	N	Boise St.	65 71		
												207	H	Georgia St.	72 80		
												249	A	Bethune-Cookman	62 38		
												259	A	UNCW	52 49		
												261	H	UCF	83 68		
												299	H	Ga. Southern	79 57		
												342	A	Eastern Ill.	68 66		
LAST 12 Division I GAMES:																	
207	H	Georgia St.	72 80	299	H	Ga. Southern	79 57										
249	A	Bethune-Cookman	62 38	259	A	UNCW	52 49										
11	A	Georgia	55 76	342	A	Eastern Ill.	68 66										
				261	H	UCF	83 68										
				152	N	Boise St.	65 71										
				107	N	Minnesota	69 72										

Non-Div I Games: Trinity Baptist 107 30 Armstrong St. 61 45 Flagler 84 47

Stetson

Stony Brook

Through Games Of Dec. 27, 2015

Average RPI Win:	243	WON-LOST	WINNING	LAST 10	STRENGTH OF	OPP. STRENGTH	TEAM	ADJ.	CONF.	ADJ CONF.
Average RPI Loss:	96	RECORD	PCT. RANK	GAMES	SCHEDULE	OF SCHEDULE	RPI	RPI	RPI	RPI
DIV. I ONLY	7- 5	134	6- 4	187	205	146	146	20	20	
DIV. I NON-CONF.	7- 5	137	7- 5	194	207	147	147	20	20	
TOTALS	RPI 1-25	RPI 26-50	W-L RECORDS	RPI 51-100	RPI 101-150	RPI 150+				
7- 5	0- 0	0- 2	OVERALL	0- 1	1- 1	6- 1				
3- 2	0- 0	0- 1	HOME	0- 0	1- 0	2- 1				
4- 3	0- 0	0- 1	AWAY	0- 1	0- 1	4- 0				
0- 0	0- 0	0- 0	NEUTRAL	0- 0	0- 0	0- 0				
7- 5	0- 0	0- 2	NON-CONFERENCE	0- 1	1- 1	6- 1				
3- 2	0- 0	0- 1	HOME	0- 0	1- 0	2- 1				
4- 3	0- 0	0- 1	AWAY	0- 1	0- 1	4- 0				
0- 0	0- 0	0- 0	NEUTRAL	0- 0	0- 0	0- 0				
0- 0	0- 0	0- 0	CONFERENCE	0- 0	0- 0	0- 0				
0- 0	0- 0	0- 0	HOME	0- 0	0- 0	0- 0				
0- 0	0- 0	0- 0	AWAY	0- 0	0- 0	0- 0				
0- 0	0- 0	0- 0	NEUTRAL	0- 0	0- 0	0- 0				

RPI S	Opponent	Score	RPI S	Opponent	Score	RPI S	Opponent	Score	RPI S	Opponent	Score	Team's RPI: 146
47	A Syracuse	49 64	49	H St. Bonaventure	68 73	67	A Hofstra	66 71	109	H Iona	58 53	
135	A Yale	57 62	182	H Ole Miss	57 72	185	A Columbia	79 71	193	A Cornell	58 49	
273	H Morgan St.	46 42	306	A Wagner	73 62	316	H LIU Brooklyn	71 54	322	A Saint Peter's	69 35	
LAST 12 Division I GAMES:												
316	H LIU Brooklyn	71 54	47	A Syracuse	49 64	193	A Cornell	58 49	49	H St. Bonaventure	68 73	
306	A Wagner	73 62	182	H Ole Miss	57 72	185	A Columbia	79 71	322	A Saint Peter's	69 35	
273	H Morgan St.	46 42	66	71 Hofstra	66 71							
135	A Yale	57 62										
67	A Hofstra	66 71										
109	H Iona	58 53										

Non-Div I Games:

Stony Brook

Loss, Non-Conf, S Site, H Home A Away N Neutral

Average RPI Win:	175	WON-LOST	WINNING	LAST 10	STRENGTH OF	OPP. STRENGTH	TEAM	ADJ.	CONF.	ADJ CONF.
Average RPI Loss:	27	RECORD	PCT. RANK	GAMES	SCHEDULE	OF SCHEDULE	RPI	RPI	RPI	RPI
DIV. I ONLY	7- 3	86	7- 3	68	23	47	47	4	4	
DIV. I NON-CONF.	7- 3	86	7- 3	73	24	45	45	4	4	
TOTALS	RPI 1-25	RPI 26-50	W-L RECORDS	RPI 51-100	RPI 101-150	RPI 150+				
7- 3	0- 2	1- 0	OVERALL	0- 1	2- 0	4- 0				
4- 1	0- 1	0- 0	HOME	0- 0	2- 0	2- 0				
1- 2	0- 1	0- 0	AWAY	0- 1	0- 0	1- 0				
2- 0	0- 0	1- 0	NEUTRAL	0- 0	0- 0	1- 0				
7- 3	0- 2	1- 0	NON-CONFERENCE	0- 1	2- 0	4- 0				
4- 1	0- 1	0- 0	HOME	0- 0	2- 0	2- 0				
1- 2	0- 1	0- 0	AWAY	0- 1	0- 0	1- 0				
2- 0	0- 0	1- 0	NEUTRAL	0- 0	0- 0	1- 0				
0- 0	0- 0	0- 0	CONFERENCE	0- 0	0- 0	0- 0				
0- 0	0- 0	0- 0	HOME	0- 0	0- 0	0- 0				
0- 0	0- 0	0- 0	AWAY	0- 0	0- 0	0- 0				
0- 0	0- 0	0- 0	NEUTRAL	0- 0	0- 0	0- 0				

RPI 1-25				RPI 26-50				Team's RPI: 47				RPI 51-100				RPI 101+			
RPI	S	Opponent	Score	RPI	S	Opponent	Score	RPI	S	Opponent	Score	RPI	S	Opponent	Score	RPI	S	Opponent	Score
6	A	Tennessee	55 57	34	N	Washington	66 62	56	A	Maryland	64 82	143	H	Coppin St.	88 56				
19	H	Arizona St.	54 61									146	H	Stony Brook	64 49				
												181	A	Rhode Island	57 54				
												218	N	Fordham	76 54				
												229	H	Jacksonville	65 49				
												273	H	Morgan St.	90 61				
LAST 12 Division I GAMES:																			
229	H	Jacksonville	65 49	56	A	Maryland	64 82												
19	H	Arizona St.	54 61	218	N	Fordham	76 54												
143	H	Coppin St.	88 56	34	N	Washington	66 62												
146	H	Stony Brook	64 49	273	H	Morgan St.	90 61												
				6	A	Tennessee	55 57												
				181	A	Rhode Island	57 54												

Non-Div I Games:

Syracuse

Average RPI Win:	248	WON-LOST	WINNING	LAST 10	STRENGTH OF	OPP. STRENGTH	TEAM	ADJ.	CONF.	ADJ CONF.
Average RPI Loss:	59	RECORD	PCT. RANK	GAMES	SCHEDULE	OF SCHEDULE	RPI	RPI	RPI	RPI
DIV. I ONLY	8- 3	71	7- 3	224	215	142	142	5	5	
DIV. I NON-CONF.	8- 3	72	8- 3	230	217	143	143	5	5	
TOTALS	RPI 1-25	RPI 26-50	W-L RECORDS	RPI 51-100	RPI 101-150	RPI 150+				
8- 3	0- 1	0- 1	OVERALL	0- 0	0- 1	8- 0				
7- 1	0- 1	0- 0	HOME	0- 0	0- 0	7- 0				
1- 2	0- 0	0- 1	AWAY	0- 0	0- 1	1- 0				
0- 0	0- 0	0- 0	NEUTRAL	0- 0	0- 0	0- 0				
8- 3	0- 1	0- 1	NON-CONFERENCE	0- 0	0- 1	8- 0				
7- 1	0- 1	0- 0	HOME	0- 0	0- 0	7- 0				
1- 2	0- 0	0- 1	AWAY	0- 0	0- 1	1- 0				
0- 0	0- 0	0- 0	NEUTRAL	0- 0	0- 0	0- 0				
0- 0	0- 0	0- 0	CONFERENCE	0- 0	0- 0	0- 0				
0- 0	0- 0	0- 0	HOME	0- 0	0- 0	0- 0				
0- 0	0- 0	0- 0	AWAY	0- 0	0- 0	0- 0				
0- 0	0- 0	0- 0	NEUTRAL	0- 0	0- 0	0- 0				

RPI 1-25				RPI 26-50				RPI 51-100				RPI 101+ Team's RPI: 142			
RPI	S	Opponent	Score	RPI	S	Opponent	Score	RPI	S	Opponent	Score	RPI	S	Opponent	Score
4	H	Notre Dame	72 88	26	A	Texas A&M	78 82					148	A	Butler	53 65
												151	A	SMU	89 79
												172	H	UTRGV	71 67
												210	H	Sam Houston St.	85 59
												253	H	Stephen F. Austin	88 55
												270	H	La.-Monroe	80 42
												275	H	Prairie View	69 60
												307	H	Southern Utah	76 47
												346	H	New Orleans	85 36
LAST 12 Division I GAMES:															
307	H	Southern Utah	76 47	275	H	Prairie View	69 60								
4	H	Notre Dame	72 88	26	A	Texas A&M	78 82								
253	H	Stephen F. Austin	88 55	151	A	SMU	89 79								
270	H	La.-Monroe	80 42	346	H	New Orleans	85 36								
148	A	Butler	53 65	210	H	Sam Houston St.	85 59								
172	H	UTRGV	71 67												

Non-Div I Games:

TCU

Average RPI Win:	209	WON-LOST	WINNING	LAST 10	STRENGTH OF	OPP. STRENGTH	TEAM	ADJ.	CONF.	ADJ CONF.
Average RPI Loss:	78	RECORD	PCT. RANK	GAMES	SCHEDULE	OF SCHEDULE	RPI	RPI	RPI	RPI
DIV. I ONLY	6- 4	121	6- 4	183	71	128	128	7	7	
DIV. I NON-CONF.	6- 4	123	6- 4	187	72	129	129	7	7	
TOTALS	RPI 1-25	RPI 26-50	W-L RECORDS	RPI 51-100	RPI 101-150	RPI 150+				
6- 4	0- 1	1- 1	OVERALL	0- 1	1- 0	4- 1				
4- 1	0- 0	1- 0	HOME	0- 1	1- 0	2- 0				
2- 3	0- 0	0- 1	AWAY	0- 0	0- 0	2- 1				
0- 0	0- 0	0- 0	NEUTRAL	0- 0	0- 0	0- 0				
6- 4	0- 1	1- 1	NON-CONFERENCE	0- 1	1- 0	4- 1				
4- 1	0- 0	1- 0	HOME	0- 1	1- 0	2- 0				
2- 3	0- 1	0- 1	AWAY	0- 0	0- 0	2- 1				
0- 0	0- 0	0- 0	NEUTRAL	0- 0	0- 0	0- 0				
0- 0	0- 0	0- 0	CONFERENCE	0- 0	0- 0	0- 0				
0- 0	0- 0	0- 0	HOME	0- 0	0- 0	0- 0				
0- 0	0- 0	0- 0	AWAY	0- 0	0- 0	0- 0				
0- 0	0- 0	0- 0	NEUTRAL	0- 0	0- 0	0- 0				

RPI S	Opponent	Score	RPI S	Opponent	Score	RPI S	Opponent	Score	RPI S	Opponent	Score	Team's RPI: 128
18	A Rutgers	51 61	28	A Florida St.	47 75	82	H Saint Joseph's	67 70	103	H Villanova	61 55	
			29	H Florida	97 91				184	A Quinnipiac	56 58	
									218	A Fordham	57 44	
									290	A La Salle	77 48	
									294	H Delaware St.	100 59	
									319	H Sacred Heart	92 62	
LAST 12 Division I GAMES:												
218	A Fordham	57 44	294	H Delaware St.	100 59							
319	H Sacred Heart	92 62	18	A Rutgers	51 61							
28	A Florida St.	47 75	290	A La Salle	77 48							
103	H Villanova	61 55	29	H Florida	97 91							
82	H Saint Joseph's	67 70										
184	A Quinnipiac	56 58										

Non-Div I Games:

Temple

Tennessee

Through Games Of Dec. 27, 2015

Average RPI Win:	103	WON-LOST	WINNING	LAST 10	STRENGTH OF	OPP. STRENGTH	TEAM	ADJ.	CONF.	ADJ CONF.
Average RPI Loss:	33	RECORD	PCT. RANK	GAMES	SCHEDULE	OF SCHEDULE	RPI	RPI	RPI	RPI
DIV. I ONLY	8- 3	71	7- 3	1	86	6	6	2	2	
DIV. I NON-CONF.	8- 3	72	8- 3	2	85	6	6	2	2	
TOTALS	RPI 1-25	RPI 26-50	W-L RECORDS	RPI 51-100	RPI 101-150	RPI 150+				
8- 3	1- 2	2- 0	OVERALL	2- 1	1- 0	2- 0				
6- 2	1- 1	2- 0	HOME	1- 1	1- 0	1- 0				
2- 1	0- 1	0- 0	AWAY	1- 0	0- 0	1- 0				
0- 0	0- 0	0- 0	NEUTRAL	0- 0	0- 0	0- 0				
8- 3	1- 2	2- 0	NON-CONFERENCE	2- 1	1- 0	2- 0				
6- 2	1- 1	2- 0	HOME	1- 1	1- 0	1- 0				
2- 1	0- 1	0- 0	AWAY	1- 0	0- 0	1- 0				
0- 0	0- 0	0- 0	NEUTRAL	0- 0	0- 0	0- 0				
0- 0	0- 0	0- 0	CONFERENCE	0- 0	0- 0	0- 0				
0- 0	0- 0	0- 0	HOME	0- 0	0- 0	0- 0				
0- 0	0- 0	0- 0	AWAY	0- 0	0- 0	0- 0				
0- 0	0- 0	0- 0	NEUTRAL	0- 0	0- 0	0- 0				

RPI 1-25				RPI 26-50				RPI 51-100				RPI 101+			
RPI	S	Opponent	Score	RPI	S	Opponent	Score	RPI	S	Opponent	Score	RPI	S	Opponent	Score
3	A	Stanford	55 69	38	H	Albany (NY)	63 55	73	A	Oregon St.	53 50	117	H	ETSU	85 49
22	H	Texas	53 64	47	H	Syracuse	57 55	74	H	Virginia Tech	43 57	169	H	Penn St.	74 66
23	H	Chattanooga	59 57					94	H	Central Ark.	102 47	266	A	Wichita St.	58 51
LAST 12 Division I GAMES:															
74	H	Virginia Tech	43 57	73	A	Oregon St.	53 50								
117	H	ETSU	85 49	3	A	Stanford	55 69								
22	H	Texas	53 64	266	A	Wichita St.	58 51								
38	H	Albany (NY)	63 55	169	H	Penn St.	74 66								
23	H	Chattanooga	59 57	94	H	Central Ark.	102 47								
47	H	Syracuse	57 55												

Non-Div I Games:

Tennessee

■ Loss,
 ■ Non-Conf, S Site,
 ■ Home
 ■ Away
 N Neutral

Average RPI Win:	334	WON-LOST	WINNING	LAST 10	STRENGTH OF	OPP. STRENGTH	TEAM	ADJ.	CONF.	ADJ CONF.
Average RPI Loss:	108	RECORD	PCT. RANK	GAMES	SCHEDULE	OF SCHEDULE	RPI	RPI	RPI	RPI
DIV. I ONLY	3- 6	234	3- 5	205	275	244	244	24	24	
DIV. I NON-CONF.	3- 6	231	3- 6	210	276	247	247	25	25	
TOTALS	RPI 1-25	RPI 26-50	W-L RECORDS	RPI 51-100	RPI 101-150	RPI 150+				
3- 6	0- 0	0- 0	OVERALL	0- 4	0- 1	3- 1				
2- 0	0- 0	0- 0	HOME	0- 0	0- 0	2- 0				
0- 4	0- 0	0- 0	AWAY	0- 3	0- 1	0- 0				
1- 2	0- 0	0- 0	NEUTRAL	0- 1	0- 0	1- 1				
3- 6	0- 0	0- 0	NON-CONFERENCE	0- 4	0- 1	3- 1				
2- 0	0- 0	0- 0	HOME	0- 0	0- 0	2- 0				
0- 4	0- 0	0- 0	AWAY	0- 3	0- 1	0- 0				
1- 2	0- 0	0- 0	NEUTRAL	0- 1	0- 0	1- 1				
0- 0	0- 0	0- 0	CONFERENCE	0- 0	0- 0	0- 0				
0- 0	0- 0	0- 0	HOME	0- 0	0- 0	0- 0				
0- 0	0- 0	0- 0	AWAY	0- 0	0- 0	0- 0				
0- 0	0- 0	0- 0	NEUTRAL	0- 0	0- 0	0- 0				

RPI 1-25			RPI 26-50			RPI 51-100			RPI 101+			Team's RPI: 244
RPI	S	Opponent	Score	RPI	S	Opponent	Score	RPI	S	Opponent	Score	
						66 A Illinois	43 98	121 A Southern Ill.		70 79		
						71 A Mississippi St.	54 82	212 N Utah St.		46 63		
						88 N Fla. Atlantic	64 69	320 H Texas Southern		72 56		
						89 A Indiana	56 88	335 H Lipscomb		77 65		
								347 N Alabama St.		74 64		
LAST 12 Division I GAMES:												
320	H	Texas Southern	72 56	88	N	Fla. Atlantic	64 69					
66	A	Illinois	43 98	212	N	Utah St.	46 63					
121	A	Southern Ill.	70 79	335	H	Lipscomb	77 65					
347	N	Alabama St.	74 64	71	A	Mississippi St.	54 82					
89	A	Indiana	56 88									

Non-Div I Games: Lane 75 44 North Ala. 58 40

Tennessee St.

Loss, Non-Conf, S Site, H Home A Away N Neutral

Tennessee Tech

Through Games Of Dec. 27, 2015

Average RPI Win:	261	WON-LOST	WINNING	LAST 10	STRENGTH OF	OPP. STRENGTH	TEAM	ADJ.	CONF.	ADJ CONF.
Average RPI Loss:	138	RECORD	PCT. RANK	GAMES	SCHEDULE	OF SCHEDULE	RPI	RPI	RPI	RPI
DIV. I ONLY	4- 8	234	4- 6	176	209	246	246	24	24	
DIV. I NON-CONF.	4- 8	231	4- 8	179	211	249	249	25	25	
TOTALS	RPI 1-25	RPI 26-50	W-L RECORDS	RPI 51-100	RPI 101-150	RPI 150+				
4- 8	0- 0	0- 0	OVERALL	0- 2	0- 3	4- 3				
3- 5	0- 0	0- 0	HOME	0- 2	0- 1	3- 2				
1- 3	0- 0	0- 0	AWAY	0- 0	0- 2	1- 1				
0- 0	0- 0	0- 0	NEUTRAL	0- 0	0- 0	0- 0				
4- 8	0- 0	0- 0	NON-CONFERENCE	0- 2	0- 3	4- 3				
3- 5	0- 0	0- 0	HOME	0- 2	0- 1	3- 2				
1- 3	0- 0	0- 0	AWAY	0- 0	0- 2	1- 1				
0- 0	0- 0	0- 0	NEUTRAL	0- 0	0- 0	0- 0				
0- 0	0- 0	0- 0	CONFERENCE	0- 0	0- 0	0- 0				
0- 0	0- 0	0- 0	HOME	0- 0	0- 0	0- 0				
0- 0	0- 0	0- 0	AWAY	0- 0	0- 0	0- 0				
0- 0	0- 0	0- 0	NEUTRAL	0- 0	0- 0	0- 0				

RPI 1-25				RPI 26-50				RPI 51-100				RPI 101+				Team's RPI: 246	
RPI	S	Opponent	Score	RPI	S	Opponent	Score	RPI	S	Opponent	Score	RPI	S	Opponent	Score		
								64	H	Louisville	54	76	111	A	Middle Tenn.	53	69
								77	H	Arkansas St.	55	77	130	H	Southern Miss.	57	69
													145	A	Northern Ky.	62	88
													160	H	Mercer	47	63
													205	H	Clemson	53	71
													207	H	Georgia St.	72	65
													211	A	Xavier	47	64
													234	A	UNCG	73	64
													266	H	Wichita St.	54	48
													335	H	Lipscomb	81	70
LAST 12 Division I GAMES:																	
266	H	Wichita St.	54	48	111	A	Middle Tenn.	53	69								
145	A	Northern Ky.	62	88	64	H	Louisville	54	76								
335	H	Lipscomb	81	70	205	H	Clemson	53	71								
207	H	Georgia St.	72	65	234	A	UNCG	73	64								
160	H	Mercer	47	63	211	A	Xavier	47	64								
77	H	Arkansas St.	55	77	130	H	Southern Miss.	57	69								

Non-Div I Games:

Tennessee Tech

■ Loss,
■ Non-Conf,
■ S Site,
■ H Home
■ A Away
N Neutral

Average RPI Win:	153	WON-LOST	WINNING	LAST 10	STRENGTH OF	OPP. STRENGTH	TEAM	ADJ.	CONF.	ADJ CONF.
Average RPI Loss:	0	RECORD	PCT. RANK	GAMES	SCHEDULE	OF SCHEDULE	RPI	RPI	RPI	RPI
DIV. I ONLY	11- 0	1	10- 0	212	15	22	22	5	5	
DIV. I NON-CONF.	11- 0	1	11- 0	216	15	22	22	5	5	
TOTALS	RPI 1-25		RPI 26-50	W-L RECORDS	RPI 51-100	RPI 101-150	RPI 150+			
11- 0	2- 0		0- 0	OVERALL	1- 0	1- 0	7- 0			
7- 0	1- 0		0- 0	HOME	1- 0	1- 0	4- 0			
3- 0	1- 0		0- 0	AWAY	0- 0	0- 0	2- 0			
1- 0	0- 0		0- 0	NEUTRAL	0- 0	0- 0	1- 0			
11- 0	2- 0		0- 0	NON-CONFERENCE	1- 0	1- 0	7- 0			
7- 0	1- 0		0- 0	HOME	1- 0	1- 0	4- 0			
3- 0	1- 0		0- 0	AWAY	0- 0	0- 0	2- 0			
1- 0	0- 0		0- 0	NEUTRAL	0- 0	0- 0	1- 0			
0- 0	0- 0		0- 0	CONFERENCE	0- 0	0- 0	0- 0			
0- 0	0- 0		0- 0	HOME	0- 0	0- 0	0- 0			
0- 0	0- 0		0- 0	AWAY	0- 0	0- 0	0- 0			
0- 0	0- 0		0- 0	NEUTRAL	0- 0	0- 0	0- 0			

RPI	S	Opponent	Score	RPI	S	Opponent	Score	RPI	S	Opponent	Score	RPI	S	Opponent	Score
3	H	Stanford	77 69					71	H	Mississippi St.	53 47	104	H	Canisius	92 62
6	A	Tennessee	64 53									164	H	Hampton	79 52
												170	H	Northwestern St.	86 33
												197	A	Little Rock	66 56
												210	H	Sam Houston St.	83 49
												224	H	UTSA	90 53
												254	N	Arkansas	61 50
												284	A	Rice	70 47
LAST 12 Division I GAMES:															
210	H	Sam Houston St.	83 49	254	N	Arkansas	61 50	104	H	Canisius	92 62	3	H	Stanford	77 69
164	H	Hampton	79 52									197	A	Little Rock	66 56
284	A	Rice	70 47					71	H	Mississippi St.	53 47	6	A	Tennessee	64 53
170	H	Northwestern St.	86 33												
224	H	UTSA	90 53												

Non-Div I Games:

Texas

■ Loss,
 ■ Non-Conf, S Site,
 ■ Home
 ■ Away
 N Neutral

Average RPI Win:	111	WON-LOST	WINNING	LAST 10	STRENGTH OF	OPP. STRENGTH	TEAM	ADJ.	CONF.	ADJ CONF.
Average RPI Loss:	21	RECORD	PCT. RANK	GAMES	SCHEDULE	OF SCHEDULE	RPI	RPI	RPI	RPI
DIV. I ONLY	9- 3	63	7- 3	41	2	26	26	2	2	
DIV. I NON-CONF.	9- 3	63	9- 3	46	2	25	25	2	2	
TOTALS	RPI 1-25	RPI 26-50	W-L RECORDS	RPI 51-100	RPI 101-150	RPI 150+				
9- 3	1- 2	2- 1	OVERALL	0- 0	4- 0	2- 0				
5- 1	0- 0	0- 1	HOME	0- 0	3- 0	2- 0				
1- 0	1- 0	0- 0	AWAY	0- 0	0- 0	0- 0				
3- 2	0- 2	2- 0	NEUTRAL	0- 0	1- 0	0- 0				
9- 3	1- 2	2- 1	NON-CONFERENCE	0- 0	4- 0	2- 0				
5- 1	0- 0	0- 1	HOME	0- 0	3- 0	2- 0				
1- 0	1- 0	0- 0	AWAY	0- 0	0- 0	0- 0				
3- 2	0- 2	2- 0	NEUTRAL	0- 0	1- 0	0- 0				
0- 0	0- 0	0- 0	CONFERENCE	0- 0	0- 0	0- 0				
0- 0	0- 0	0- 0	HOME	0- 0	0- 0	0- 0				
0- 0	0- 0	0- 0	AWAY	0- 0	0- 0	0- 0				
0- 0	0- 0	0- 0	NEUTRAL	0- 0	0- 0	0- 0				

RPI 1-25				RPI 26-50				Team's RPI: 26	RPI 51-100				RPI 101+			
RPI	S	Opponent	Score	RPI	S	Opponent	Score		RPI	S	Opponent	Score	RPI	S	Opponent	Score
7	A	Duke	72 66	35	H	DePaul	66 80						129	H	Texas St.	87 50
12	N	BYU	64 72	41	N	California	75 58						139	H	Southern U.	88 47
17	N	Ohio St.	80 95	43	N	Oklahoma	74 68						142	H	TCU	82 78
													149	N	Hawaii	82 41
													151	H	SMU	67 55
													197	H	Little Rock	69 39
LAST 12 Division I GAMES:																
197	H	Little Rock	69 39	35	H	DePaul	66 80									
43	N	Oklahoma	74 68	151	H	SMU	67 55									
142	H	TCU	82 78	12	N	BYU	64 72									
7	A	Duke	72 66	149	N	Hawaii	82 41									
139	H	Southern U.	88 47	17	N	Ohio St.	80 95									
129	H	Texas St.	87 50	41	N	California	75 58									

Non-Div I Games:

Texas A&M

Texas Southern

Through Games Of Dec. 27, 2015

Average RPI Win:	321	WON-LOST	WINNING	LAST 10	STRENGTH OF	OPP. STRENGTH	TEAM	ADJ.	CONF.	ADJ CONF.
Average RPI Loss:	181	RECORD	PCT. RANK	GAMES	SCHEDULE	OF SCHEDULE	RPI	RPI	RPI	RPI
DIV. I ONLY	3- 6	234	3- 6	339	247	320	320	31	31	
DIV. I NON-CONF.	3- 6	231	3- 6	341	250	325	325	31	31	
TOTALS	RPI 1-25	RPI 26-50	W-L RECORDS	RPI 51-100	RPI 101-150	RPI 150+				
3- 6	0- 0	0- 0	OVERALL	0- 1	0- 1	3- 4				
1- 2	0- 0	0- 0	HOME	0- 0	0- 0	1- 2				
1- 4	0- 0	0- 0	AWAY	0- 1	0- 1	1- 2				
1- 0	0- 0	0- 0	NEUTRAL	0- 0	0- 0	1- 0				
3- 6	0- 0	0- 0	NON-CONFERENCE	0- 1	0- 1	3- 4				
1- 2	0- 0	0- 0	HOME	0- 0	0- 0	1- 2				
1- 4	0- 0	0- 0	AWAY	0- 1	0- 1	1- 2				
1- 0	0- 0	0- 0	NEUTRAL	0- 0	0- 0	1- 0				
0- 0	0- 0	0- 0	CONFERENCE	0- 0	0- 0	0- 0				
0- 0	0- 0	0- 0	HOME	0- 0	0- 0	0- 0				
0- 0	0- 0	0- 0	AWAY	0- 0	0- 0	0- 0				
0- 0	0- 0	0- 0	NEUTRAL	0- 0	0- 0	0- 0				

RPI 1-25			RPI 26-50			RPI 51-100			RPI 101+			Team's RPI: 320
RPI	S	Opponent	Score	RPI	S	Opponent	Score	RPI	S	Opponent	Score	
						63 A Oklahoma St.	52 87	108 A LSU		36 86		
								210 H Sam Houston St.		51 53		
								220 A Kansas		65 72		
								242 H Houston Baptist		65 77		
								244 A Tennessee St.		56 72		
								284 A Rice		69 66		
								335 N Lipscomb		66 62		
								343 H A&M-Corpus Christi		51 43		
LAST 12 Division I GAMES:												
284 A Rice		69 66	210 H Sam Houston St.		51 53	343 H A&M-Corpus Christi		51 43	242 H Houston Baptist		65 77	
220 A Kansas		65 72	108 A LSU		36 86				335 N Lipscomb		66 62	
			244 A Tennessee St.		56 72				63 A Oklahoma St.		52 87	

Non-Div I Games:

Texas Southern

 Loss,
 Non-Conf,
 S Site,
 H Home
 A Away
N Neutral

Average RPI Win:	213	WON-LOST	WINNING	LAST 10	STRENGTH OF	OPP. STRENGTH	TEAM	ADJ.	CONF.	ADJ CONF.
Average RPI Loss:	62	RECORD	PCT. RANK	GAMES	SCHEDULE	OF SCHEDULE	RPI	RPI	RPI	RPI
DIV. I ONLY	3- 5	220	3- 5	33	108	129	129	19	19	
DIV. I NON-CONF.	3- 5	217	3- 5	38	104	131	131	19	19	
TOTALS	RPI 1-25	RPI 26-50	W-L RECORDS	RPI 51-100	RPI 101-150	RPI 150+				
3- 5	0- 1	0- 2	OVERALL	0- 1	0- 1	3- 0				
2- 0	0- 0	0- 0	HOME	0- 0	0- 0	2- 0				
1- 2	0- 0	0- 2	AWAY	0- 0	0- 0	1- 0				
0- 3	0- 1	0- 0	NEUTRAL	0- 1	0- 1	0- 0				
3- 5	0- 1	0- 2	NON-CONFERENCE	0- 1	0- 1	3- 0				
2- 0	0- 0	0- 0	HOME	0- 0	0- 0	2- 0				
1- 2	0- 0	0- 2	AWAY	0- 0	0- 0	1- 0				
0- 3	0- 1	0- 0	NEUTRAL	0- 1	0- 1	0- 0				
0- 0	0- 0	0- 0	CONFERENCE	0- 0	0- 0	0- 0				
0- 0	0- 0	0- 0	HOME	0- 0	0- 0	0- 0				
0- 0	0- 0	0- 0	AWAY	0- 0	0- 0	0- 0				
0- 0	0- 0	0- 0	NEUTRAL	0- 0	0- 0	0- 0				

RPI 1-25				RPI 26-50				RPI 51-100				RPI 101+ Team's RPI: 129			
RPI	S	Opponent	Score	RPI	S	Opponent	Score	RPI	S	Opponent	Score	RPI	S	Opponent	Score
7	N	Duke	34 85	26	A	Texas A&M	50 87	99	N	Idaho	55 75	140	N	Iowa St.	61 83
				36	A	Missouri	56 82					174	H	North Texas	64 62
												224	H	UTSA	72 64
												242	A	Houston Baptist	71 66
LAST 12 Division I GAMES:															
				36	A	Missouri	56 82	140	N	Iowa St.	61 83				
				242	A	Houston Baptist	71 66	174	H	North Texas	64 62				
				224	H	UTSA	72 64	26	A	Texas A&M	50 87				
				7	N	Duke	34 85								
				99	N	Idaho	55 75								

Non-Div I Games: Tex. A&M-Commerce 80 60 St. Edward's 52 44

Texas St.

Average RPI Win:	194	WON-LOST	WINNING	LAST 10	STRENGTH OF	OPP. STRENGTH	TEAM	ADJ.	CONF.	ADJ CONF.
Average RPI Loss:	29	RECORD	PCT. RANK	GAMES	SCHEDULE	OF SCHEDULE	RPI	RPI	RPI	RPI
DIV. I ONLY	9- 2	36	8- 2	312	4	116	116	5	5	
DIV. I NON-CONF.	9- 2	36	9- 2	311	4	117	117	5	5	
TOTALS	RPI 1-25	RPI 26-50	W-L RECORDS	RPI 51-100	RPI 101-150	RPI 150+				
9- 2	1- 1	1- 1	OVERALL	1- 0	0- 0	6- 0				
8- 0	1- 0	1- 0	HOME	1- 0	0- 0	5- 0				
0- 1	0- 0	0- 0	AWAY	0- 0	0- 0	0- 0				
1- 1	0- 0	0- 1	NEUTRAL	0- 0	0- 0	1- 0				
9- 2	1- 1	1- 1	NON-CONFERENCE	1- 0	0- 0	6- 0				
8- 0	1- 0	1- 0	HOME	1- 0	0- 0	5- 0				
0- 1	0- 1	0- 0	AWAY	0- 0	0- 0	0- 0				
1- 1	0- 0	0- 1	NEUTRAL	0- 0	0- 0	1- 0				
0- 0	0- 0	0- 0	CONFERENCE	0- 0	0- 0	0- 0				
0- 0	0- 0	0- 0	HOME	0- 0	0- 0	0- 0				
0- 0	0- 0	0- 0	AWAY	0- 0	0- 0	0- 0				
0- 0	0- 0	0- 0	NEUTRAL	0- 0	0- 0	0- 0				

RPI 1-25				RPI 26-50				RPI 51-100				RPI 101+ Team's RPI: 116			
RPI	S	Opponent	Score	RPI	S	Opponent	Score	RPI	S	Opponent	Score	RPI	S	Opponent	Score
16	H	Abilene Christian	71 65	34	N	Washington	73 77	99	H	Idaho	78 62	200	H	Ark.-Pine Bluff	84 40
24	A	Santa Clara	70 75	44	H	Idaho St.	79 64					218	N	Fordham	62 48
												238	H	Grambling	70 55
												302	H	Incarinate Word	70 55
												305	H	Southeastern La.	113 51
												326	H	Niagara	79 45
LAST 12 Division I GAMES:															
24	A	Santa Clara	70 75	200	H	Ark.-Pine Bluff	84 40								
99	H	Idaho	78 62	238	H	Grambling	70 55								
16	H	Abilene Christian	71 65	302	H	Incarinate Word	70 55								
34	N	Washington	73 77	305	H	Southeastern La.	113 51								
218	N	Fordham	62 48	326	H	Niagara	79 45								
44	H	Idaho St.	79 64												

Non-Div I Games:

Texas Tech

■ Loss,
 ■ Non-Conf, S Site,
 ■ Home
 ■ Away
 N Neutral

Average RPI Win:	237	WON-LOST	WINNING	LAST 10	STRENGTH OF	OPP. STRENGTH	TEAM	ADJ.	CONF.	ADJ CONF.
Average RPI Loss:	46	RECORD	PCT. RANK	GAMES	SCHEDULE	OF SCHEDULE	RPI	RPI	RPI	RPI
DIV. I ONLY	4- 5	191	0- 1	29	199	105	105	19	19	
DIV. I NON-CONF.	4- 5	191	0- 1	33	201	103	103	19	19	
TOTALS	RPI 1-25	RPI 26-50	W-L RECORDS	RPI 51-100	RPI 101-150	RPI 150+				
4- 5	0- 3	0- 0	OVERALL	0- 2	0- 0	4- 0				
1- 3	0- 1	0- 0	HOME	0- 2	0- 0	1- 0				
3- 2	0- 2	0- 0	AWAY	0- 0	0- 0	3- 0				
0- 0	0- 0	0- 0	NEUTRAL	0- 0	0- 0	0- 0				
4- 5	0- 3	0- 0	NON-CONFERENCE	0- 2	0- 0	4- 0				
1- 3	0- 1	0- 0	HOME	0- 2	0- 0	1- 0				
3- 2	0- 2	0- 0	AWAY	0- 0	0- 0	3- 0				
0- 0	0- 0	0- 0	NEUTRAL	0- 0	0- 0	0- 0				
0- 0	0- 0	0- 0	CONFERENCE	0- 0	0- 0	0- 0				
0- 0	0- 0	0- 0	HOME	0- 0	0- 0	0- 0				
0- 0	0- 0	0- 0	AWAY	0- 0	0- 0	0- 0				
0- 0	0- 0	0- 0	NEUTRAL	0- 0	0- 0	0- 0				

RPI 1-25				RPI 26-50				RPI 51-100				RPI 101+ Team's RPI: 105			
RPI	S	Opponent	Score	RPI	S	Opponent	Score	RPI	S	Opponent	Score	RPI	S	Opponent	Score
9	A	Baylor	20 62					84	H	Western Ky.	64 73	224	A	UTSA	51 47
15	H	Seton Hall	54 61					97	H	McNeese St.	57 63	229	H	Jacksonville	56 54
25	A	Kansas St.	41 61									242	A	Houston Baptist	64 40
												253	A	Stephen F. Austin	67 63
LAST 12 Division I GAMES:															
25	A	Kansas St.	41 61	97	H	McNeese St.	57 63	224	A	UTSA	51 47				
253	A	Stephen F. Austin	67 63	242	A	Houston Baptist	64 40	84	H	Western Ky.	64 73				
15	H	Seton Hall	54 61												
229	H	Jacksonville	56 54												
9	A	Baylor	20 62												

Non-Div I Games: Missouri Valley 96 30

Texas-Arlington

Average RPI Win: 188		WON-LOST	WINNING	LAST 10	STRENGTH OF	OPP. STRENGTH	TEAM	ADJ.	CONF.	ADJ CONF.
Average RPI Loss: 61		RECORD	PCT. RANK	GAMES	SCHEDULE	OF SCHEDULE	RPI	RPI	RPI	RPI
DIV. I ONLY		4- 6	204	4- 6	8	197	79	79	10	10
DIV. I NON-CONF.		4- 6	203	4- 6	7	198	79	79	10	10
TOTALS		RPI 1-25	RPI 26-50	W-L RECORDS	RPI 51-100	RPI 101-150	RPI 150+			
4- 6	0- 2		0- 2	OVERALL	1- 1	0- 0	3- 1			
1- 2	0- 1		0- 0	HOME	0- 1	0- 0	1- 0			
1- 2	0- 0		0- 0	AWAY	0- 0	0- 0	1- 0			
2- 2	0- 0		0- 1	NEUTRAL	1- 0	0- 0	1- 1			
4- 6	0- 2		0- 2	NON-CONFERENCE	1- 1	0- 0	3- 1			
1- 2	0- 1		0- 0	HOME	0- 1	0- 0	1- 0			
1- 2	0- 1		0- 1	AWAY	0- 0	0- 0	1- 0			
2- 2	0- 0		0- 1	NEUTRAL	1- 0	0- 0	1- 1			
0- 0	0- 0		0- 0	CONFERENCE	0- 0	0- 0	0- 0			
0- 0	0- 0		0- 0	HOME	0- 0	0- 0	0- 0			
0- 0	0- 0		0- 0	AWAY	0- 0	0- 0	0- 0			
0- 0	0- 0		0- 0	NEUTRAL	0- 0	0- 0	0- 0			

RPI 1-25				RPI 26-50				RPI 51-100				Team's RPI: 79				RPI 101+			
RPI	S	Opponent	Score	RPI	S	Opponent	Score	RPI	S	Opponent	Score	RPI	S	Opponent	Score				
4	A	Notre Dame	39 74	38	N	Albany (NY)	55 63	60	H	Arizona	59 62	166	A	Ill.-Chicago	60 51				
14	H	Dayton	57 83	49	A	St. Bonaventure	63 74	70	N	VCU	80 61	185	N	Columbia	88 75				
												198 N Harvard 70 76							
												329 H Cleveland St. 66 53							
LAST 12 Division I GAMES:																			
166 A Ill.-Chicago 60 51				329 H Cleveland St. 66 53															
38 N Albany (NY) 55 63				70 N VCU 80 61															
4 A Notre Dame 39 74				185 N Columbia 88 75															
60 H Arizona 59 62				14 H Dayton 57 83															
				49 A St. Bonaventure 63 74															
				198 N Harvard 70 76															

Non-Div I Games:

Toledo

■ Loss, ■ Non-Conf, S Site, H Home A Away N Neutral

Average RPI Win:	222	WON-LOST	WINNING	LAST 10	STRENGTH OF	OPP. STRENGTH	TEAM	ADJ.	CONF.	ADJ CONF.
Average RPI Loss:	160	RECORD	PCT. RANK	GAMES	SCHEDULE	OF SCHEDULE	RPI	RPI	RPI	RPI
DIV. I ONLY	2- 8	290	2- 8	210	177	285	285	13	13	
DIV. I NON-CONF.	2- 8	287	2- 8	214	181	284	284	13	13	
TOTALS	RPI 1-25	RPI 26-50	W-L RECORDS	RPI 51-100	RPI 101-150	RPI 150+				
2- 8	0- 0	0- 0	OVERALL	0- 1	0- 3	2- 4				
1- 2	0- 0	0- 0	HOME	0- 0	0- 2	1- 0				
0- 6	0- 0	0- 0	AWAY	0- 1	0- 1	0- 4				
1- 0	0- 0	0- 0	NEUTRAL	0- 0	0- 0	1- 0				
2- 8	0- 0	0- 0	NON-CONFERENCE	0- 1	0- 3	2- 4				
1- 2	0- 0	0- 0	HOME	0- 0	0- 2	1- 0				
0- 6	0- 0	0- 0	AWAY	0- 1	0- 1	0- 4				
1- 0	0- 0	0- 0	NEUTRAL	0- 0	0- 0	1- 0				
0- 0	0- 0	0- 0	CONFERENCE	0- 0	0- 0	0- 0				
0- 0	0- 0	0- 0	HOME	0- 0	0- 0	0- 0				
0- 0	0- 0	0- 0	AWAY	0- 0	0- 0	0- 0				
0- 0	0- 0	0- 0	NEUTRAL	0- 0	0- 0	0- 0				

RPI 1-25			RPI 26-50			RPI 51-100			RPI 101+			Team's RPI: 285
RPI	S	Opponent	Score	RPI	S	Opponent	Score	RPI	S	Opponent	Score	
						68 A Georgetown	46 82			101 H Auburn	52 74	
										107 A Minnesota	86 105	
										143 H Coppin St.	69 81	
										193 A Cornell	60 88	
										194 A Rider	72 78	
										202 H UMBC	61 51	
										209 A George Mason	76 88	
										241 N Western Ill.	83 77	
										262 A North Florida	72 74	
LAST 12 Division I GAMES:												
						68 A Georgetown	46 82			193 A Cornell	60 88	
						101 H Auburn	52 74			262 A North Florida	72 74	
						107 A Minnesota	86 105			241 N Western Ill.	83 77	
						194 A Rider	72 78			202 H UMBC	61 51	
										143 H Coppin St.	69 81	
										209 A George Mason	76 88	

Non-Div I Games:

Towson

Average RPI Win:	333	WON-LOST	WINNING	LAST 10	STRENGTH OF	OPP. STRENGTH	TEAM	ADJ.	CONF.	ADJ CONF.
Average RPI Loss:	128	RECORD	PCT. RANK	GAMES	SCHEDULE	OF SCHEDULE	RPI	RPI	RPI	RPI
DIV. I ONLY	3- 4	198	3- 4	308	333	231	231	19	19	
DIV. I NON-CONF.	3- 4	198	3- 4	307	334	233	233	19	19	
TOTALS	RPI 1-25	RPI 26-50	W-L RECORDS	RPI 51-100	RPI 101-150	RPI 150+				
3- 4	0- 0	0- 0	OVERALL	0- 2	0- 0	3- 2				
1- 0	0- 0	0- 0	HOME	0- 0	0- 0	1- 0				
2- 4	0- 0	0- 0	AWAY	0- 2	0- 0	2- 2				
0- 0	0- 0	0- 0	NEUTRAL	0- 0	0- 0	0- 0				
3- 4	0- 0	0- 0	NON-CONFERENCE	0- 2	0- 0	3- 2				
1- 0	0- 0	0- 0	HOME	0- 0	0- 0	1- 0				
2- 4	0- 0	0- 0	AWAY	0- 2	0- 0	2- 2				
0- 0	0- 0	0- 0	NEUTRAL	0- 0	0- 0	0- 0				
0- 0	0- 0	0- 0	CONFERENCE	0- 0	0- 0	0- 0				
0- 0	0- 0	0- 0	HOME	0- 0	0- 0	0- 0				
0- 0	0- 0	0- 0	AWAY	0- 0	0- 0	0- 0				
0- 0	0- 0	0- 0	NEUTRAL	0- 0	0- 0	0- 0				

RPI 1-25				RPI 26-50				RPI 51-100				RPI 101+ Team's RPI: 231			
RPI	S	Opponent	Score	RPI	S	Opponent	Score	RPI	S	Opponent	Score	RPI	S	Opponent	Score
								85	A	Belmont	93 102	163	A	UAB	67 89
								96	A	Vanderbilt	43 97	168	A	Samford	69 73
												305	A	Southeastern La.	100 90
												347	A	Alabama St.	73 59
												348	H	Nicholls St.	104 51
LAST 12 Division I GAMES:															
				305	A	Southeastern La.	100 90	85	A	Belmont	93 102				
				163	A	UAB	67 89	168	A	Samford	69 73				
				347	A	Alabama St.	73 59								
				96	A	Vanderbilt	43 97								
				348	H	Nicholls St.	104 51								

Non-Div I Games: West Ala. 103 72 Fort Valley St. 118 72

Troy

Average RPI Win:	166	WON-LOST	WINNING	LAST 10	STRENGTH OF	OPP. STRENGTH	TEAM	ADJ.	CONF.	ADJ CONF.
Average RPI Loss:	19	RECORD	PCT. RANK	GAMES	SCHEDULE	OF SCHEDULE	RPI	RPI	RPI	RPI
DIV. I ONLY	9- 3	63	7- 3	71	53	48	48	7	7	
DIV. I NON-CONF.	9- 3	63	9- 3	76	55	47	47	7	7	
TOTALS	RPI 1-25	RPI 26-50	W-L RECORDS	RPI 51-100	RPI 101-150	RPI 150+				
9- 3	0- 2	0- 1	OVERALL	2- 0	3- 0	4- 0				
7- 0	0- 0	0- 0	HOME	1- 0	3- 0	3- 0				
1- 1	0- 0	0- 1	AWAY	0- 0	0- 0	1- 0				
1- 2	0- 2	0- 0	NEUTRAL	1- 0	0- 0	0- 0				
9- 3	0- 2	0- 1	NON-CONFERENCE	2- 0	3- 0	4- 0				
7- 0	0- 0	0- 0	HOME	1- 0	3- 0	3- 0				
1- 1	0- 0	0- 1	AWAY	0- 0	0- 0	1- 0				
1- 2	0- 2	0- 0	NEUTRAL	1- 0	0- 0	0- 0				
0- 0	0- 0	0- 0	CONFERENCE	0- 0	0- 0	0- 0				
0- 0	0- 0	0- 0	HOME	0- 0	0- 0	0- 0				
0- 0	0- 0	0- 0	AWAY	0- 0	0- 0	0- 0				
0- 0	0- 0	0- 0	NEUTRAL	0- 0	0- 0	0- 0				

RPI 1-25				RPI 26-50				Team's RPI: 48				RPI 51-100				RPI 101+			
RPI	S	Opponent	Score	RPI	S	Opponent	Score	RPI	S	Opponent	Score	RPI	S	Opponent	Score	RPI	S	Opponent	Score
10	N	Green Bay	58 79	28	A	Florida St.	72 78	92	N	Virginia	67 62	108	H	LSU	67 63				
18	N	Rutgers	51 75					97	H	McNeese St.	74 55	131	H	Saint Louis	66 58				
												139	H	Southern U.	77 48				
												182	A	Ole Miss	61 59				
												197	H	Little Rock	69 53				
												234	H	UNCG	74 53				
												310	H	Jackson St.	92 49				
LAST 12 Division I GAMES:																			
				97	H	McNeese St.	74 55	131	H	Saint Louis	66 58								
				92	N	Virginia	67 62	234	H	UNCG	74 53								
				10	N	Green Bay	58 79	139	H	Southern U.	77 48								
				18	N	Rutgers	51 75	182	A	Ole Miss	61 59								
				108	H	LSU	67 63	310	H	Jackson St.	92 49								
				28	A	Florida St.	72 78	197	H	Little Rock	69 53								

Non-Div I Games:

Tulane

Average RPI Win:	230	WON-LOST	WINNING	LAST 10	STRENGTH OF	OPP. STRENGTH	TEAM	ADJ.	CONF.	ADJ CONF.
Average RPI Loss:	132	RECORD	PCT. RANK	GAMES	SCHEDULE	OF SCHEDULE	RPI	RPI	RPI	RPI
DIV. I ONLY	3- 8	263	3- 7	273	52	276	276	7	7	
DIV. I NON-CONF.	3- 8	262	3- 8	275	54	277	277	7	7	
TOTALS	RPI 1-25	RPI 26-50	W-L RECORDS	RPI 51-100	RPI 101-150	RPI 150+				
3- 8	0- 1	0- 1	OVERALL	0- 1	0- 2	3- 3				
1- 4	0- 1	0- 1	HOME	0- 0	0- 0	1- 2				
2- 2	0- 0	0- 0	AWAY	0- 0	0- 2	2- 0				
0- 2	0- 0	0- 0	NEUTRAL	0- 1	0- 0	0- 1				
3- 8	0- 1	0- 1	NON-CONFERENCE	0- 1	0- 2	3- 3				
1- 4	0- 1	0- 1	HOME	0- 0	0- 0	1- 2				
2- 2	0- 0	0- 0	AWAY	0- 0	0- 2	2- 0				
0- 2	0- 0	0- 0	NEUTRAL	0- 1	0- 0	0- 1				
0- 0	0- 0	0- 0	CONFERENCE	0- 0	0- 0	0- 0				
0- 0	0- 0	0- 0	HOME	0- 0	0- 0	0- 0				
0- 0	0- 0	0- 0	AWAY	0- 0	0- 0	0- 0				
0- 0	0- 0	0- 0	NEUTRAL	0- 0	0- 0	0- 0				

RPI 1-25				RPI 26-50				RPI 51-100				RPI 101+ Team's RPI: 276			
RPI	S	Opponent	Score	RPI	S	Opponent	Score	RPI	S	Opponent	Score	RPI	S	Opponent	Score
25	H	Kansas St.	67 75	43	H	Oklahoma	62 75	65	N	Drake	80 91	123	A	UNI	59 75
												131	A	Saint Louis	73 82
												197	A	Little Rock	74 63
												201	H	Oral Roberts	53 59
												209	N	George Mason	63 64
												238	H	Grambling	79 51
												254	A	Arkansas	74 67
												260	H	Indiana St.	63 67
LAST 12 Division I GAMES:															
238	H	Grambling	79 51	123	A	UNI	59 75								
209	N	George Mason	63 64	197	A	Little Rock	74 63								
65	N	Drake	80 91	43	H	Oklahoma	62 75								
254	A	Arkansas	74 67	260	H	Indiana St.	63 67								
201	H	Oral Roberts	53 59	25	H	Kansas St.	67 75								
131	A	Saint Louis	73 82												

Non-Div I Games:

Tulsa

Average RPI Win:	237	WON-LOST	WINNING	LAST 10	STRENGTH OF	OPP. STRENGTH	TEAM	ADJ.	CONF.	ADJ CONF.
Average RPI Loss:	72	RECORD	PCT. RANK	GAMES	SCHEDULE	OF SCHEDULE	RPI	RPI	RPI	RPI
DIV. I ONLY	7- 4	110	7- 3	272	110	163	163	11	11	
DIV. I NON-CONF.	7- 4	110	7- 4	274	106	164	164	11	11	
TOTALS	RPI 1-25	RPI 26-50	W-L RECORDS	RPI 51-100	RPI 101-150	RPI 150+				
7- 4	0- 0	0- 1	OVERALL	0- 2	0- 1	7- 0				
5- 0	0- 0	0- 0	HOME	0- 0	0- 0	5- 0				
1- 3	0- 0	0- 1	AWAY	0- 1	0- 1	1- 0				
1- 1	0- 0	0- 0	NEUTRAL	0- 1	0- 0	1- 0				
7- 4	0- 0	0- 1	NON-CONFERENCE	0- 2	0- 1	7- 0				
5- 0	0- 0	0- 0	HOME	0- 0	0- 0	5- 0				
1- 3	0- 0	0- 1	AWAY	0- 1	0- 1	1- 0				
1- 1	0- 0	0- 0	NEUTRAL	0- 1	0- 0	1- 0				
0- 0	0- 0	0- 0	CONFERENCE	0- 0	0- 0	0- 0				
0- 0	0- 0	0- 0	HOME	0- 0	0- 0	0- 0				
0- 0	0- 0	0- 0	AWAY	0- 0	0- 0	0- 0				
0- 0	0- 0	0- 0	NEUTRAL	0- 0	0- 0	0- 0				

RPI 1-25			RPI 26-50			RPI 51-100			RPI 101+			Team's RPI: 163
RPI	S	Opponent	Score	RPI	S	Opponent	Score	RPI	S	Opponent	Score	
28	A	Florida St.	44 84	75	N	North Carolina St.	56 67	101	A	Auburn	71 85	
				85	A	Belmont	62 63	168	H	Samford	61 41	
								200	H	Ark.-Pine Bluff	82 32	
								231	H	Troy	89 67	
								243	H	South Carolina St.	71 38	
								250	N	High Point	56 46	
								278	A	South Ala.	53 39	
								289	H	Mississippi Val.	80 33	
LAST 12 Division I GAMES:												
75	N	North Carolina St.	56 67	168	H	Samford	61 41					
250	N	High Point	56 46	231	H	Troy	89 67					
28	A	Florida St.	44 84	278	A	South Ala.	53 39					
243	H	South Carolina St.	71 38	289	H	Mississippi Val.	80 33					
85	A	Belmont	62 63	200	H	Ark.-Pine Bluff	82 32					
101	A	Auburn	71 85									

Non-Div I Games:

UAB

Average RPI Win:	249	WON-LOST	WINNING	LAST 10	STRENGTH OF	OPP. STRENGTH	TEAM	ADJ.	CONF.	ADJ CONF.
Average RPI Loss:	138	RECORD	PCT. RANK	GAMES	SCHEDULE	OF SCHEDULE	RPI	RPI	RPI	RPI
DIV. I ONLY	5- 5	155	5- 4	302	127	228	228	21	21	
DIV. I NON-CONF.	5- 5	156	5- 5	301	129	230	230	21	21	
TOTALS	RPI 1-25	RPI 26-50	W-L RECORDS	RPI 51-100	RPI 101-150	RPI 150+				
5- 5	0- 1	1- 1	OVERALL	0- 0	0- 1	4- 2				
1- 3	0- 1	0- 0	HOME	0- 0	0- 1	1- 1				
4- 0	0- 0	1- 0	AWAY	0- 0	0- 0	3- 0				
0- 2	0- 0	0- 1	NEUTRAL	0- 0	0- 0	0- 1				
5- 5	0- 1	1- 1	NON-CONFERENCE	0- 0	0- 1	4- 2				
1- 3	0- 1	0- 0	HOME	0- 0	0- 1	1- 1				
4- 0	0- 0	1- 0	AWAY	0- 0	0- 0	3- 0				
0- 2	0- 0	0- 1	NEUTRAL	0- 0	0- 0	0- 1				
0- 0	0- 0	0- 0	CONFERENCE	0- 0	0- 0	0- 0				
0- 0	0- 0	0- 0	HOME	0- 0	0- 0	0- 0				
0- 0	0- 0	0- 0	AWAY	0- 0	0- 0	0- 0				
0- 0	0- 0	0- 0	NEUTRAL	0- 0	0- 0	0- 0				

RPI 1-25				RPI 26-50				RPI 51-100				RPI 101+ Team's RPI: 228			
RPI	S	Opponent	Score	RPI	S	Opponent	Score	RPI	S	Opponent	Score	RPI	S	Opponent	Score
3	H	Stanford	45 74	38	N	Albany (NY)	70 80					126	H	Pacific	53 66
				46	A	St. Mary's (CA)	78 71					187	H	Sacramento St.	77 92
												240	A	San Diego St.	65 54
												297	A	Portland	72 47
												327	A	Portland St.	82 70
												336	H	Air Force	66 40
												337	N	Florida A&M	58 61
LAST 12 Division I GAMES:															
336	H	Air Force	66 40	337	N	Florida A&M	58 61								
240	A	San Diego St.	65 54	38	N	Albany (NY)	70 80								
126	H	Pacific	53 66	187	H	Sacramento St.	77 92								
3	H	Stanford	45 74	46	A	St. Mary's (CA)	78 71								
				297	A	Portland	72 47								
				327	A	Portland St.	82 70								

Non-Div I Games: Cal St. Monterey Ba91 36

UC Davis

Average RPI Win:	310	WON-LOST	WINNING	LAST 10	STRENGTH OF	OPP. STRENGTH	TEAM	ADJ.	CONF.	ADJ CONF.
Average RPI Loss:	159	RECORD	PCT. RANK	GAMES	SCHEDULE	OF SCHEDULE	RPI	RPI	RPI	RPI
DIV. I ONLY	2- 9	303	1- 8	323	103	332	332	21	21	
DIV. I NON-CONF.	2- 9	298	2- 9	324	99	336	336	21	21	
TOTALS	RPI 1-25	RPI 26-50	W-L RECORDS	RPI 51-100	RPI 101-150	RPI 150+				
2- 9	0- 0	0- 3	OVERALL	0- 0	0- 1	2- 5				
1- 3	0- 0	0- 1	HOME	0- 0	0- 0	1- 2				
1- 5	0- 0	0- 0	AWAY	0- 0	0- 0	1- 1				
0- 1	0- 0	0- 1	NEUTRAL	0- 0	0- 0	0- 0				
2- 9	0- 0	0- 3	NON-CONFERENCE	0- 0	0- 1	2- 5				
1- 3	0- 0	0- 1	HOME	0- 0	0- 0	1- 2				
1- 5	0- 0	0- 1	AWAY	0- 0	0- 1	1- 3				
0- 1	0- 0	0- 1	NEUTRAL	0- 0	0- 0	0- 0				
0- 0	0- 0	0- 0	CONFERENCE	0- 0	0- 0	0- 0				
0- 0	0- 0	0- 0	HOME	0- 0	0- 0	0- 0				
0- 0	0- 0	0- 0	AWAY	0- 0	0- 0	0- 0				
0- 0	0- 0	0- 0	NEUTRAL	0- 0	0- 0	0- 0				

RPI S	Opponent	Score	RPI S	Opponent	Score	RPI S	Opponent	Score	RPI S	Opponent	Score	Team's RPI: 332
			31 H	St. John's (NY)	63 85				133 A	UNLV	52 72	
			37 A	UCLA	48 83				187 A	Sacramento St.	78 126	
			40 N	Princeton	42 83				214 H	Northern Ariz.	55 71	
									237 H	Grand Canyon	53 58	
									263 A	San Jose St.	58 79	
									292 A	Loyola Marymount	50 95	
									307 A	Southern Utah	63 58	
									312 H	Nevada	68 64	
LAST 12 Division I GAMES:												
187 A	Sacramento St.	78 126	37 A	UCLA	48 83							
263 A	San Jose St.	58 79	237 H	Grand Canyon	53 58							
133 A	UNLV	52 72	312 H	Nevada	68 64							
307 A	Southern Utah	63 58	214 H	Northern Ariz.	55 71							
31 H	St. John's (NY)	63 85	292 A	Loyola Marymount	50 95							
			40 N	Princeton	42 83							

Non-Div I Games: San Diego Christian78 49

UC Irvine

■ Loss,
 ■ Non-Conf, S Site,
 ■ Home
 ■ Away
 N Neutral

UC Riverside

Through Games Of Dec. 27, 2015

Average RPI Win:	229	WON-LOST	WINNING	LAST 10	STRENGTH OF	OPP. STRENGTH	TEAM	ADJ.	CONF.	ADJ CONF.
Average RPI Loss:	69	RECORD	PCT. RANK	GAMES	SCHEDULE	OF SCHEDULE	RPI	RPI	RPI	RPI
DIV. I ONLY	6- 6	155	4- 6	53	224	81	81	21	21	
DIV. I NON-CONF.	6- 6	156	6- 6	59	225	81	81	21	21	
TOTALS	RPI 1-25	RPI 26-50	W-L RECORDS	RPI 51-100	RPI 101-150	RPI 150+				
6- 6	0- 1	0- 2	OVERALL	0- 1	0- 2	6- 0				
3- 0	0- 0	0- 0	HOME	0- 0	0- 0	3- 0				
2- 6	0- 1	0- 2	AWAY	0- 1	0- 2	2- 0				
1- 0	0- 0	0- 0	NEUTRAL	0- 0	0- 0	1- 0				
6- 6	0- 1	0- 2	NON-CONFERENCE	0- 1	0- 2	6- 0				
3- 0	0- 0	0- 0	HOME	0- 0	0- 0	3- 0				
2- 6	0- 1	0- 2	AWAY	0- 1	0- 2	2- 0				
1- 0	0- 0	0- 0	NEUTRAL	0- 0	0- 0	1- 0				
0- 0	0- 0	0- 0	CONFERENCE	0- 0	0- 0	0- 0				
0- 0	0- 0	0- 0	HOME	0- 0	0- 0	0- 0				
0- 0	0- 0	0- 0	AWAY	0- 0	0- 0	0- 0				
0- 0	0- 0	0- 0	NEUTRAL	0- 0	0- 0	0- 0				

RPI 1-25				RPI 26-50				RPI 51-100				Team's RPI: 81	RPI 101+			
RPI	S	Opponent	Score	RPI	S	Opponent	Score	RPI	S	Opponent	Score		RPI	S	Opponent	Score
20	A	UTEP	57 68	34	A	Washington	43 78	73	A	Oregon St.	65 86		110	A	Oregon	81 95
				41	A	California	58 64						136	A	San Francisco	76 88
													186	N	Southeast Mo. St.	85 67
													188	H	Fresno St.	86 68
													203	A	Seattle	92 70
													240	A	San Diego St.	85 68
													264	H	CSU Bakersfield	81 61
													292	H	Loyola Marymount	80 62
LAST 12 Division I GAMES:																
203	A	Seattle	92 70	264	H	CSU Bakersfield	81 61									
34	A	Washington	43 78	136	A	San Francisco	76 88									
110	A	Oregon	81 95	292	H	Loyola Marymount	80 62									
41	A	California	58 64	186	N	Southeast Mo. St.	85 67									
240	A	San Diego St.	85 68	20	A	UTEP	57 68									
188	H	Fresno St.	86 68	73	A	Oregon St.	65 86									

Non-Div I Games:

UC Riverside

■ Loss,
 ■ Non-Conf,
 ■ S Site,
 ■ Home
 ■ A Away
 N Neutral

Average RPI Win:	264	WON-LOST	WINNING	LAST 10	STRENGTH OF	OPP. STRENGTH	TEAM	ADJ.	CONF.	ADJ CONF.
Average RPI Loss:	130	RECORD	PCT. RANK	GAMES	SCHEDULE	OF SCHEDULE	RPI	RPI	RPI	RPI
DIV. I ONLY	1- 11	336	0- 9	69	286	272	272	21	21	
DIV. I NON-CONF.	1- 11	334	1- 10	74	284	274	274	21	21	
TOTALS	RPI 1-25	RPI 26-50	W-L RECORDS	RPI 51-100	RPI 101-150	RPI 150+				
1- 11	0- 2	0- 1	OVERALL	0- 1	0- 3	1- 4				
1- 3	0- 1	0- 0	HOME	0- 0	0- 0	1- 2				
0- 8	0- 1	0- 1	AWAY	0- 1	0- 3	0- 2				
0- 0	0- 0	0- 0	NEUTRAL	0- 0	0- 0	0- 0				
1- 11	0- 2	0- 1	NON-CONFERENCE	0- 1	0- 3	1- 4				
1- 3	0- 1	0- 0	HOME	0- 0	0- 0	1- 2				
0- 8	0- 1	0- 1	AWAY	0- 1	0- 3	0- 2				
0- 0	0- 0	0- 0	NEUTRAL	0- 0	0- 0	0- 0				
0- 0	0- 0	0- 0	CONFERENCE	0- 0	0- 0	0- 0				
0- 0	0- 0	0- 0	HOME	0- 0	0- 0	0- 0				
0- 0	0- 0	0- 0	AWAY	0- 0	0- 0	0- 0				
0- 0	0- 0	0- 0	NEUTRAL	0- 0	0- 0	0- 0				

RPI 1-25				RPI 26-50				RPI 51-100				RPI 101+ Team's RPI: 272			
RPI	S	Opponent	Score	RPI	S	Opponent	Score	RPI	S	Opponent	Score	RPI	S	Opponent	Score
24	A	Santa Clara	48 66	42	A	Washington St.	44 61	99	A	Idaho	42 64	108	A	LSU	50 68
24	H	Santa Clara	37 48									110	A	Oregon	51 79
												124	A	Wyoming	67 76
												172	H	UTRGV	60 62
												180	A	La.-Lafayette	42 61
												257	A	Pepperdine	69 71
												264	H	CSU Bakersfield	61 60
												292	H	Loyola Marymount	63 70
LAST 12 Division I GAMES:															
24	A	Santa Clara	48 66	292	H	Loyola Marymount	63 70	24	H	Santa Clara	37 48	257	A	Pepperdine	69 71
180	A	La.-Lafayette	42 61	24	H	Santa Clara	37 48	124	A	Wyoming	67 76	172	H	UTRGV	60 62
108	A	LSU	50 68	257	A	Pepperdine	69 71	108	A	LSU	50 68	110	A	Oregon	51 79
264	H	CSU Bakersfield	61 60	124	A	Wyoming	67 76	264	H	CSU Bakersfield	61 60	292	H	Loyola Marymount	63 70
99	A	Idaho	42 64	172	H	UTRGV	60 62	99	A	Idaho	42 64	108	A	LSU	50 68
42	A	Washington St.	44 61	110	A	Oregon	51 79	42	A	Washington St.	44 61	110	A	Oregon	51 79

Non-Div I Games: La Verne 89 41

UC Santa Barbara

■ Loss,
 ■ Non-Conf,
 ■ S Site,
 ■ Home
 ■ A Away
 N Neutral

Average RPI Win:	318	WON-LOST	WINNING	LAST 10	STRENGTH OF	OPP. STRENGTH	TEAM	ADJ.	CONF.	ADJ CONF.
Average RPI Loss:	138	RECORD	PCT. RANK	GAMES	SCHEDULE	OF SCHEDULE	RPI	RPI	RPI	RPI
DIV. I ONLY	3- 7	247	3- 7	162	317	261	261	7	7	
DIV. I NON-CONF.	3- 7	246	3- 7	165	320	264	264	7	7	
TOTALS	RPI 1-25	RPI 26-50	W-L RECORDS	RPI 51-100	RPI 101-150	RPI 150+				
3- 7	0- 0	0- 1	OVERALL	0- 2	0- 1	3- 3				
2- 4	0- 0	0- 1	HOME	0- 2	0- 1	2- 0				
1- 3	0- 0	0- 0	AWAY	0- 0	0- 0	1- 3				
0- 0	0- 0	0- 0	NEUTRAL	0- 0	0- 0	0- 0				
3- 7	0- 0	0- 1	NON-CONFERENCE	0- 2	0- 1	3- 3				
2- 4	0- 0	0- 1	HOME	0- 2	0- 1	2- 0				
1- 3	0- 0	0- 0	AWAY	0- 0	0- 0	1- 3				
0- 0	0- 0	0- 0	NEUTRAL	0- 0	0- 0	0- 0				
0- 0	0- 0	0- 0	CONFERENCE	0- 0	0- 0	0- 0				
0- 0	0- 0	0- 0	HOME	0- 0	0- 0	0- 0				
0- 0	0- 0	0- 0	AWAY	0- 0	0- 0	0- 0				
0- 0	0- 0	0- 0	NEUTRAL	0- 0	0- 0	0- 0				

RPI 1-25				RPI 26-50				RPI 51-100				RPI 101+				Team's RPI: 261	
RPI	S	Opponent	Score	RPI	S	Opponent	Score	RPI	S	Opponent	Score	RPI	S	Opponent	Score		
				31	H	St. John's (NY)	42 70	63	H	Oklahoma St.	55 74	148	H	Butler	63 71		
								78	H	Buffalo	60 66	155	A	Akron	54 74		
												176	A	Stetson	68 83		
												278	A	South Ala.	77 36		
												313	A	Omaha	60 75		
												337	H	Florida A&M	93 55		
												338	H	FIU	89 72		
LAST 12 Division I GAMES:																	
				63	H	Oklahoma St.	55 74	176	A	Stetson	68 83						
				31	H	St. John's (NY)	42 70	148	H	Butler	63 71						
				155	A	Akron	54 74	78	H	Buffalo	60 66						
				313	A	Omaha	60 75	278	A	South Ala.	77 36						
								337	H	Florida A&M	93 55						
								338	H	FIU	89 72						

Non-Div I Games:

UCF

Average RPI Win:	177	WON-LOST	WINNING	LAST 10	STRENGTH OF	OPP. STRENGTH	TEAM	ADJ.	CONF.	ADJ CONF.
Average RPI Loss:	18	RECORD	PCT. RANK	GAMES	SCHEDULE	OF SCHEDULE	RPI	RPI	RPI	RPI
DIV. I ONLY	7- 3	86	7- 3	32	102	37	37	1	1	
DIV. I NON-CONF.	7- 2	54	7- 2	51	108	35	35	1	1	
TOTALS	RPI 1-25	RPI 26-50	W-L RECORDS	RPI 51-100	RPI 101-150	RPI 150+				
7- 3	0- 2	1- 1	OVERALL	1- 0	1- 0	4- 0				
4- 1	0- 1	1- 0	HOME	0- 0	1- 0	2- 0				
2- 1	0- 0	0- 0	AWAY	1- 0	0- 0	1- 0				
1- 1	0- 1	0- 0	NEUTRAL	0- 0	0- 0	1- 0				
7- 2	0- 2	1- 0	NON-CONFERENCE	1- 0	1- 0	4- 0				
4- 1	0- 1	1- 0	HOME	0- 0	1- 0	2- 0				
2- 0	0- 0	0- 0	AWAY	1- 0	0- 0	1- 0				
1- 1	0- 1	0- 0	NEUTRAL	0- 0	0- 0	1- 0				
0- 1	0- 0	0- 1	CONFERENCE	0- 0	0- 0	0- 0				
0- 0	0- 0	0- 0	HOME	0- 0	0- 0	0- 0				
0- 1	0- 0	0- 1	AWAY	0- 0	0- 0	0- 0				
0- 0	0- 0	0- 0	NEUTRAL	0- 0	0- 0	0- 0				

RPI 1-25				RPI 26-50				Team's RPI: 37		RPI 51-100				RPI 101+			
RPI	S	Opponent	Score	RPI	S	Opponent	Score	RPI	S	Opponent	Score	RPI	S	Opponent	Score		
4	N	Notre Dame	84 92	31	H	St. John's (NY)	73 58	83	A	Michigan	86 77	119	H	James Madison	90 61		
8	H	South Carolina	65 68	41	A	California	104 108					187	A	Sacramento St.	109 76		
												225	N	Louisiana Tech	68 57		
												264	H	CSU Bakersfield	82 68		
												332	H	UC Irvine	83 48		
LAST 12 Division I GAMES:																	
				41	A	California	104 108	4	N	Notre Dame	84 92						
				187	A	Sacramento St.	109 76	225	N	Louisiana Tech	68 57						
				332	H	UC Irvine	83 48	8	H	South Carolina	65 68						
				83	A	Michigan	86 77	119	H	James Madison	90 61						
				264	H	CSU Bakersfield	82 68	31	H	St. John's (NY)	73 58						

Non-Div I Games:

UCLA

Average RPI Win:	68	WON-LOST	WINNING	LAST 10	STRENGTH OF	OPP. STRENGTH	TEAM	ADJ.	CONF.	ADJ CONF.
Average RPI Loss:	0	RECORD	PCT. RANK	GAMES	SCHEDULE	OF SCHEDULE	RPI	RPI	RPI	RPI
DIV. I ONLY	9- 0	1	9- 0	2	16	1	1	7	7	
DIV. I NON-CONF.	9- 0	1	9- 0	3	16	1	1	7	7	
TOTALS	RPI 1-25	RPI 26-50	W-L RECORDS	RPI 51-100	RPI 101-150	RPI 150+				
9- 0	4- 0	2- 0	OVERALL	1- 0	1- 0	1- 0				
4- 0	2- 0	0- 0	HOME	1- 0	1- 0	0- 0				
4- 0	2- 0	1- 0	AWAY	0- 0	0- 0	1- 0				
1- 0	0- 0	1- 0	NEUTRAL	0- 0	0- 0	0- 0				
9- 0	4- 0	2- 0	NON-CONFERENCE	1- 0	1- 0	1- 0				
4- 0	2- 0	0- 0	HOME	1- 0	1- 0	0- 0				
4- 0	2- 0	1- 0	AWAY	0- 0	0- 0	1- 0				
1- 0	0- 0	1- 0	NEUTRAL	0- 0	0- 0	0- 0				
0- 0	0- 0	0- 0	CONFERENCE	0- 0	0- 0	0- 0				
0- 0	0- 0	0- 0	HOME	0- 0	0- 0	0- 0				
0- 0	0- 0	0- 0	AWAY	0- 0	0- 0	0- 0				
0- 0	0- 0	0- 0	NEUTRAL	0- 0	0- 0	0- 0				

RPI	S	Opponent	Score	RPI	S	Opponent	Score	RPI	S	Opponent	Score	RPI	S	Opponent	Score
4	H	Notre Dame	91 81	28	N	Florida St.	73 49	90	H	Nebraska	88 46	108	H	LSU	86 40
17	A	Ohio St.	100 56	35	A	DePaul	86 70					280	A	Colgate	94 50
23	A	Chattanooga	79 31												
25	H	Kansas St.	97 57												
LAST 12 Division I GAMES:															
28	N	Florida St.	73 49	108	H	LSU	86 40								
280	A	Colgate	94 50	25	H	Kansas St.	97 57								
4	H	Notre Dame	91 81	17	A	Ohio St.	100 56								
35	A	DePaul	86 70												
23	A	Chattanooga	79 31												
90	H	Nebraska	88 46												

Non-Div I Games:

UConn

Average RPI Win:	229	WON-LOST	WINNING	LAST 10	STRENGTH OF	OPP. STRENGTH	TEAM	ADJ.	CONF.	ADJ CONF.
Average RPI Loss:	180	RECORD	PCT. RANK	GAMES	SCHEDULE	OF SCHEDULE	RPI	RPI	RPI	RPI
DIV. I ONLY	8- 3	71	8- 2	336	76	202	202	20	20	
DIV. I NON-CONF.	8- 3	72	8- 3	338	77	203	203	20	20	
TOTALS	RPI 1-25	RPI 26-50	W-L RECORDS	RPI 51-100	RPI 101-150	RPI 150+				
8- 3	0- 0	0- 0	OVERALL	0- 1	1- 0	7- 2				
4- 2	0- 0	0- 0	HOME	0- 1	0- 0	4- 1				
4- 1	0- 0	0- 0	AWAY	0- 0	1- 0	3- 1				
0- 0	0- 0	0- 0	NEUTRAL	0- 0	0- 0	0- 0				
8- 3	0- 0	0- 0	NON-CONFERENCE	0- 1	1- 0	7- 2				
4- 2	0- 0	0- 0	HOME	0- 1	0- 0	4- 1				
4- 1	0- 0	0- 0	AWAY	0- 0	1- 0	3- 1				
0- 0	0- 0	0- 0	NEUTRAL	0- 0	0- 0	0- 0				
0- 0	0- 0	0- 0	CONFERENCE	0- 0	0- 0	0- 0				
0- 0	0- 0	0- 0	HOME	0- 0	0- 0	0- 0				
0- 0	0- 0	0- 0	AWAY	0- 0	0- 0	0- 0				
0- 0	0- 0	0- 0	NEUTRAL	0- 0	0- 0	0- 0				

RPI 1-25				RPI 26-50				RPI 51-100				RPI 101+				Team's RPI: 202	
RPI	S	Opponent	Score	RPI	S	Opponent	Score	RPI	S	Opponent	Score	RPI	S	Opponent	Score		
								69	H	Penn	46	81	143	A	Coppin St.	68	61
													173	H	Bucknell	65	52
													185	H	Columbia	68	70
													194	H	Rider	58	53
													195	H	American	47	46
													269	A	UMES	55	52
													273	A	Morgan St.	65	46
													285	A	Towson	51	61
													290	H	La Salle	60	29
													291	A	Loyola Maryland	52	46
LAST 12 Division I GAMES:																	
				290	H	La Salle	60	29	291	A	Loyola Maryland	52	46				
				195	H	American	47	46	269	A	UMES	55	52				
				285	A	Towson	51	61	273	A	Morgan St.	65	46				
				194	H	Rider	58	53	173	H	Bucknell	65	52				
				143	A	Coppin St.	68	61	185	H	Columbia	68	70				
				69	H	Penn	46	81									

Non-Div I Games:

UMBC

■ Loss,
 ■ Non-Conf,
 ■ S Site,
 ■ H Home
 ■ A Away
 N Neutral

Average RPI Win:	254	WON-LOST	WINNING	LAST 10	STRENGTH OF	OPP. STRENGTH	TEAM	ADJ.	CONF.	ADJ CONF.
Average RPI Loss:	167	RECORD	PCT. RANK	GAMES	SCHEDULE	OF SCHEDULE	RPI	RPI	RPI	RPI
DIV. I ONLY	2- 10	307	1- 8	100	334	269	269	30	30	
DIV. I NON-CONF.	1- 9	323	1- 8	32	322	248	248	30	30	
TOTALS	RPI 1-25	RPI 26-50	W-L RECORDS	RPI 51-100	RPI 101-150	RPI 150+				
2- 10	0- 0	0- 1	OVERALL	0- 3	0- 0	2- 6				
1- 5	0- 0	0- 0	HOME	0- 2	0- 0	1- 3				
1- 5	0- 0	0- 1	AWAY	0- 1	0- 0	1- 3				
0- 0	0- 0	0- 0	NEUTRAL	0- 0	0- 0	0- 0				
1- 9	0- 0	0- 1	NON-CONFERENCE	0- 3	0- 0	1- 5				
1- 5	0- 0	0- 0	HOME	0- 2	0- 0	1- 3				
0- 4	0- 0	0- 1	AWAY	0- 1	0- 0	0- 2				
0- 0	0- 0	0- 0	NEUTRAL	0- 0	0- 0	0- 0				
1- 1	0- 0	0- 0	CONFERENCE	0- 0	0- 0	1- 1				
0- 0	0- 0	0- 0	HOME	0- 0	0- 0	0- 0				
1- 1	0- 0	0- 0	AWAY	0- 0	0- 0	1- 1				
0- 0	0- 0	0- 0	NEUTRAL	0- 0	0- 0	0- 0				

RPI S	Opponent	Score	RPI S	Opponent	Score	RPI S	Opponent	Score	RPI S	Opponent	Score	Team's RPI: 269
32	A Duquesne	59 95	56	H Maryland	30 106	190	A Northeastern	49 60	196	H Old Dominion	52 69	
			68	H Georgetown	60 71	202	H UMBC	52 55	211	A Xavier	56 61	
			70	A VCU	39 63	221	H USC Upstate	78 59	287	A N.C. A&T	56 50	
						295	H Mt. St. Mary's	50 57	349	A N.C. Central	46 49	
LAST 12 Division I GAMES:												
287	A N.C. A&T	56 50	196	H Old Dominion	52 69							
349	A N.C. Central	46 49	56	H Maryland	30 106							
295	H Mt. St. Mary's	50 57	202	H UMBC	52 55							
211	A Xavier	56 61	70	A VCU	39 63							
190	A Northeastern	49 60	32	A Duquesne	59 95							
221	H USC Upstate	78 59	68	H Georgetown	60 71							

Non-Div I Games: Cheyney 76 46

UMES

■ Loss,
 ■ Non-Conf,
 ■ S Site,
 ■ H Home
 ■ A Away
 N Neutral

Through Games Of Dec. 27, 2015									
Average RPI Win: 253		WON-LOST	WINNING	LAST 10	STRENGTH OF	OPP. STRENGTH	TEAM	ADJ.	CONF.
Average RPI Loss: 218		RECORD	PCT. RANK	GAMES	SCHEDULE	OF SCHEDULE	RPI	RPI	RPI
DIV. I ONLY		2- 7	277	2- 6	306	287	325	325	23
DIV. I NON-CONF.		2- 7	276	2- 7	306	285	329	329	23
TOTALS	RPI 1-25	RPI 26-50		W-L RECORDS	RPI 51-100	RPI 101-150	RPI 150+		
2- 7	0- 0	0- 0		OVERALL	0- 1	0- 0	2- 6		
1- 3	0- 0	0- 0		HOME	0- 0	0- 0	1- 3		
1- 4	0- 0	0- 0		AWAY	0- 1	0- 0	1- 3		
0- 0	0- 0	0- 0		NEUTRAL	0- 0	0- 0	0- 0		
2- 7	0- 0	0- 0		NON-CONFERENCE	0- 1	0- 0	2- 6		
1- 3	0- 0	0- 0		HOME	0- 0	0- 0	1- 3		
1- 4	0- 0	0- 0		AWAY	0- 1	0- 0	1- 3		
0- 0	0- 0	0- 0		NEUTRAL	0- 0	0- 0	0- 0		
0- 0	0- 0	0- 0		CONFERENCE	0- 0	0- 0	0- 0		
0- 0	0- 0	0- 0		HOME	0- 0	0- 0	0- 0		
0- 0	0- 0	0- 0		AWAY	0- 0	0- 0	0- 0		
0- 0	0- 0	0- 0		NEUTRAL	0- 0	0- 0	0- 0		
RPI 1-25		RPI 26-50		RPI 51-100		RPI 101+		Team's RPI: 325	
RPI S	Opponent	Score	RPI S	Opponent	Score	RPI S	Opponent	Score	
						76 A	Northwestern	38 80	
						186 A	Southeast Mo. St.	65 78	
						199 H	SIUE	58 63	
						220 A	Kansas	47 44	
						233 A	Milwaukee	48 70	
						260 H	Indiana St.	47 77	
						262 H	North Florida	55 62	
						286 H	Denver	68 58	
						313 A	Omaha	42 57	
LAST 12 Division I GAMES:									
260 H	Indiana St.	47 77	76 A	Northwestern	38 80	286 H	Denver	68 58	
186 A	Southeast Mo. St.	65 78	220 A	Kansas	47 44	313 A	Omaha	42 57	
233 A	Milwaukee	48 70	199 H	SIUE	58 63				
262 H	North Florida	55 62							
Non-Div I Games:									
Stephens College		76 46	Bethany (KS)		64 51				

Average RPI Win:	316	WON-LOST	WINNING	LAST 10	STRENGTH OF	OPP. STRENGTH	TEAM	ADJ.	CONF.	ADJ CONF.
Average RPI Loss:	172	RECORD	PCT. RANK	GAMES	SCHEDULE	OF SCHEDULE	RPI	RPI	RPI	RPI
DIV. I ONLY	3- 8	263	3- 7	241	288	283	283	20	20	
DIV. I NON-CONF.	3- 8	262	3- 8	247	287	282	282	20	20	
TOTALS	RPI 1-25	RPI 26-50	W-L RECORDS	RPI 51-100	RPI 101-150	RPI 150+				
3- 8	0- 0	0- 2	OVERALL	0- 1	0- 0	3- 5				
2- 2	0- 0	0- 0	HOME	0- 0	0- 0	2- 2				
1- 6	0- 0	0- 0	AWAY	0- 0	0- 0	1- 0				
0- 0	0- 0	0- 0	NEUTRAL	0- 0	0- 0	0- 0				
3- 8	0- 0	0- 2	NON-CONFERENCE	0- 1	0- 0	3- 5				
2- 2	0- 0	0- 0	HOME	0- 0	0- 0	2- 2				
1- 6	0- 0	0- 2	AWAY	0- 1	0- 0	1- 3				
0- 0	0- 0	0- 0	NEUTRAL	0- 0	0- 0	0- 0				
0- 0	0- 0	0- 0	CONFERENCE	0- 0	0- 0	0- 0				
0- 0	0- 0	0- 0	HOME	0- 0	0- 0	0- 0				
0- 0	0- 0	0- 0	AWAY	0- 0	0- 0	0- 0				
0- 0	0- 0	0- 0	NEUTRAL	0- 0	0- 0	0- 0				

RPI 1-25				RPI 26-50				RPI 51-100				RPI 101+				Team's RPI: 283	
RPI	S	Opponent	Score	RPI	S	Opponent	Score	RPI	S	Opponent	Score	RPI	S	Opponent	Score		
				33	A	Miami (FL)	53 84	56	A	Maryland	53 102	181	A	Rhode Island	64 72		
				45	A	Boston College	55 66					185	H	Columbia	57 67		
												251	H	Bryant	64 83		
												288	A	Central Conn. St.	53 64		
												301	A	Fairleigh Dickinson	78 67		
												303	H	Holy Cross	75 67		
												338	A	FIU	68 71		
												345	H	Boston U.	70 57		
LAST 12 Division I GAMES:																	
				45	A	Boston College	55 66	303	H	Holy Cross	75 67						
				301	A	Fairleigh Dickinson	78 67	33	A	Miami (FL)	53 84						
				185	H	Columbia	57 67	338	A	FIU	68 71						
				288	A	Central Conn. St.	53 64	345	H	Boston U.	70 57						
				56	A	Maryland	53 102	181	A	Rhode Island	64 72						
								251	H	Bryant	64 83						

Non-Div I Games:

UMass Lowell

Loss, Non-Conf, S Site, H Home A Away N Neutral

UNC Asheville

Through Games Of Dec. 27, 2015

Average RPI Win:	260	WON-LOST	WINNING	LAST 10	STRENGTH OF	OPP. STRENGTH	TEAM	ADJ.	CONF.	ADJ CONF.
Average RPI Loss:	161	RECORD	PCT. RANK	GAMES	SCHEDULE	OF SCHEDULE	RPI	RPI	RPI	RPI
DIV. I ONLY	7- 2	55	7- 1	331	222	161	161	27	27	
DIV. I NON-CONF.	5- 2	84	5- 2	325	200	166	166	26	26	
TOTALS	RPI 1-25	RPI 26-50	W-L RECORDS	RPI 51-100	RPI 101-150	RPI 150+				
7- 2	0- 0	0- 0	OVERALL	0- 0	0- 1	7- 1				
3- 0	0- 0	0- 0	HOME	0- 0	0- 0	3- 0				
4- 2	0- 0	0- 0	AWAY	0- 0	0- 0	4- 0				
0- 0	0- 0	0- 0	NEUTRAL	0- 0	0- 0	0- 0				
5- 2	0- 0	0- 0	NON-CONFERENCE	0- 0	0- 1	5- 1				
3- 0	0- 0	0- 0	HOME	0- 0	0- 0	3- 0				
2- 2	0- 0	0- 0	AWAY	0- 0	0- 1	2- 1				
0- 0	0- 0	0- 0	NEUTRAL	0- 0	0- 0	0- 0				
2- 0	0- 0	0- 0	CONFERENCE	0- 0	0- 0	2- 0				
0- 0	0- 0	0- 0	HOME	0- 0	0- 0	0- 0				
2- 0	0- 0	0- 0	AWAY	0- 0	0- 0	2- 0				
0- 0	0- 0	0- 0	NEUTRAL	0- 0	0- 0	0- 0				

RPI 1-25			RPI 26-50			RPI 51-100			RPI 101+			Team's RPI: 161
RPI	S	Opponent	Score	RPI	S	Opponent	Score	RPI	S	Opponent	Score	
								117	A	ETSU	68	74
								165	H	Furman	84	71
								205	A	Clemson	49	67
								221	H	USC Upstate	68	59
								234	H	UNCG	95	52
								267	A	Presbyterian	72	63
								293	A	Coastal Caro.	63	52
								308	A	Wofford	70	63
								330	A	Western Caro.	67	45
LAST 12 Division I GAMES:												
205	A	Clemson	49	67	234	H	UNCG	95	52			
165	H	Furman	84	71	267	A	Presbyterian	72	63			
293	A	Coastal Caro.	63	52	221	H	USC Upstate	68	59			
					330	A	Western Caro.	67	45			
					308	A	Wofford	70	63			
					117	A	ETSU	68	74			

Non-Div I Games: Montreat 89 41 Warren Wilson 108 47

UNC Asheville

■ Loss,
 ■ Non-Conf,
 ■ S Site,
 ■ H Home
 ■ A Away
 N Neutral

Average RPI Win:	316	WON-LOST	WINNING	LAST 10	STRENGTH OF	OPP. STRENGTH	TEAM	ADJ.	CONF.	ADJ CONF.
Average RPI Loss:	151	RECORD	PCT. RANK	GAMES	SCHEDULE	OF SCHEDULE	RPI	RPI	RPI	RPI
DIV. I ONLY	4- 6	204	4- 5	245	303	234	234	15	15	
DIV. I NON-CONF.	4- 6	203	4- 6	251	304	236	236	15	15	
TOTALS	RPI 1-25	RPI 26-50	W-L RECORDS	RPI 51-100	RPI 101-150	RPI 150+				
4- 6	0- 1	0- 1	OVERALL	0- 0	0- 0	4- 4				
2- 1	0- 0	0- 0	HOME	0- 0	0- 0	2- 1				
1- 5	0- 1	0- 1	AWAY	0- 0	0- 0	1- 3				
1- 0	0- 0	0- 0	NEUTRAL	0- 0	0- 0	1- 0				
4- 6	0- 1	0- 1	NON-CONFERENCE	0- 0	0- 0	4- 4				
2- 1	0- 0	0- 0	HOME	0- 0	0- 0	2- 1				
1- 5	0- 1	0- 1	AWAY	0- 0	0- 0	1- 3				
1- 0	0- 0	0- 0	NEUTRAL	0- 0	0- 0	1- 0				
0- 0	0- 0	0- 0	CONFERENCE	0- 0	0- 0	0- 0				
0- 0	0- 0	0- 0	HOME	0- 0	0- 0	0- 0				
0- 0	0- 0	0- 0	AWAY	0- 0	0- 0	0- 0				
0- 0	0- 0	0- 0	NEUTRAL	0- 0	0- 0	0- 0				

RPI 1-25				RPI 26-50				RPI 51-100				RPI 101+				Team's RPI: 234
RPI	S	Opponent	Score	RPI	S	Opponent	Score	RPI	S	Opponent	Score	RPI	S	Opponent	Score	
8	A	South Carolina	44 92	48	A	Tulane	53 74					161	A	UNC Asheville	52 95	
												221	A	USC Upstate	61 84	
												222	A	Gardner-Webb	57 59	
												246	H	Tennessee Tech	64 73	
												250	H	High Point	82 72	
												329	N	Cleveland St.	55 51	
												340	H	Longwood	81 60	
												346	A	New Orleans	81 79	
LAST 12 Division I GAMES:																
329	N	Cleveland St.	55 51	340	H	Longwood	81 60									
48	A	Tulane	53 74	222	A	Gardner-Webb	57 59									
346	A	New Orleans	81 79	250	H	High Point	82 72									
161	A	UNC Asheville	52 95	8	A	South Carolina	44 92									
246	H	Tennessee Tech	64 73													
221	A	USC Upstate	61 84													

Non-Div I Games: Barton 82 55 Pfeiffer 71 52 Francis Marion 63 66

UNCG

Average RPI Win:	282	WON-LOST	WINNING	LAST 10	STRENGTH OF	OPP. STRENGTH	TEAM	ADJ.	CONF.	ADJ CONF.
Average RPI Loss:	118	RECORD	PCT. RANK	GAMES	SCHEDULE	OF SCHEDULE	RPI	RPI	RPI	RPI
DIV. I ONLY	2- 6	272	2- 6	171	194	259	259	13	13	
DIV. I NON-CONF.	2- 6	270	2- 6	175	195	262	262	13	13	
TOTALS	RPI 1-25	RPI 26-50	W-L RECORDS	RPI 51-100	RPI 101-150	RPI 150+				
2- 6	0- 1	0- 0	OVERALL	0- 2	0- 0	2- 3				
1- 4	0- 1	0- 0	HOME	0- 1	0- 0	1- 2				
1- 2	0- 0	0- 0	AWAY	0- 1	0- 0	1- 1				
0- 0	0- 0	0- 0	NEUTRAL	0- 0	0- 0	0- 0				
2- 6	0- 1	0- 0	NON-CONFERENCE	0- 2	0- 0	2- 3				
1- 4	0- 1	0- 0	HOME	0- 1	0- 0	1- 2				
1- 2	0- 0	0- 0	AWAY	0- 1	0- 0	1- 1				
0- 0	0- 0	0- 0	NEUTRAL	0- 0	0- 0	0- 0				
0- 0	0- 0	0- 0	CONFERENCE	0- 0	0- 0	0- 0				
0- 0	0- 0	0- 0	HOME	0- 0	0- 0	0- 0				
0- 0	0- 0	0- 0	AWAY	0- 0	0- 0	0- 0				
0- 0	0- 0	0- 0	NEUTRAL	0- 0	0- 0	0- 0				

RPI 1-25				RPI 26-50				RPI 51-100				RPI 101+ Team's RPI: 259			
RPI	S	Opponent	Score	RPI	S	Opponent	Score	RPI	S	Opponent	Score	RPI	S	Opponent	Score
23	H	Chattanooga	33 61					61	H	Ohio	59 75	176	H	Stetson	49 52
								70	A	VCU	45 58	189	H	Davidson	50 77
												191	A	Richmond	53 63
												229	H	Jacksonville	51 49
												334	A	Norfolk St.	61 57
LAST 12 Division I GAMES:															
176	H	Stetson	49 52	23	H	Chattanooga	33 61	61	H	Ohio	59 75				
334	A	Norfolk St.	61 57												
70	A	VCU	45 58												
189	H	Davidson	50 77												
229	H	Jacksonville	51 49												
191	A	Richmond	53 63												

Non-Div I Games: UNCW Pembroke 68 43

UNCW

■ Loss,
 ■ Non-Conf, S Site,
 ■ Home
 ■ Away
 N Neutral

Average RPI Win:	152	WON-LOST	WINNING	LAST 10	STRENGTH OF	OPP. STRENGTH	TEAM	ADJ.	CONF.	ADJ CONF.
Average RPI Loss:	89	RECORD	PCT. RANK	GAMES	SCHEDULE	OF SCHEDULE	RPI	RPI	RPI	RPI
DIV. I ONLY	4- 6	204	4- 6	25	138	123	123	18	18	
DIV. I NON-CONF.	4- 6	203	4- 6	28	139	125	125	18	18	
TOTALS	RPI 1-25	RPI 26-50	W-L RECORDS	RPI 51-100	RPI 101-150	RPI 150+				
4- 6	0- 1	0- 2	OVERALL	1- 0	1- 2	2- 1				
2- 2	0- 0	0- 1	HOME	1- 0	0- 1	1- 0				
0- 3	0- 0	0- 1	AWAY	0- 0	0- 1	0- 1				
2- 1	0- 1	0- 0	NEUTRAL	0- 0	1- 0	1- 0				
4- 6	0- 1	0- 2	NON-CONFERENCE	1- 0	1- 2	2- 1				
2- 2	0- 0	0- 1	HOME	1- 0	0- 1	1- 0				
0- 3	0- 0	0- 1	AWAY	0- 0	0- 1	0- 1				
2- 1	0- 1	0- 0	NEUTRAL	0- 0	1- 0	1- 0				
0- 0	0- 0	0- 0	CONFERENCE	0- 0	0- 0	0- 0				
0- 0	0- 0	0- 0	HOME	0- 0	0- 0	0- 0				
0- 0	0- 0	0- 0	AWAY	0- 0	0- 0	0- 0				
0- 0	0- 0	0- 0	NEUTRAL	0- 0	0- 0	0- 0				

RPI 1-25				RPI 26-50				RPI 51-100				RPI 101+ Team's RPI: 123			
RPI	S	Opponent	Score	RPI	S	Opponent	Score	RPI	S	Opponent	Score	RPI	S	Opponent	Score
15	N	Seton Hall	49 57	27	H	Iowa	65 80	62	H	South Dakota	64 43	113	N	Georgia Tech	61 58
				50	A	South Dakota St.	86 89					125	A	Creighton	61 69
												140	H	Iowa St.	75 84
												155	N	Akron	59 51
												177	A	North Dakota	59 64
												276	H	Tulsa	75 59
LAST 12 Division I GAMES:															
15	N	Seton Hall	49 57	125	A	Creighton	61 69								
113	N	Georgia Tech	61 58	276	H	Tulsa	75 59								
27	H	Iowa	65 80	155	N	Akron	59 51								
62	H	South Dakota	64 43	50	A	South Dakota St.	86 89								
				177	A	North Dakota	59 64								
				140	H	Iowa St.	75 84								

Non-Div I Games: Rockhurst 58 39

UNI

■ Loss,
 ■ Non-Conf,
 S Site,
 ■ Home
 ■ Away
 N Neutral

Average RPI Win:	275	WON-LOST	WINNING	LAST 10	STRENGTH OF	OPP. STRENGTH	TEAM	ADJ.	CONF.	ADJ CONF.
Average RPI Loss:	36	RECORD	PCT. RANK	GAMES	SCHEDULE	OF SCHEDULE	RPI	RPI	RPI	RPI
DIV. I ONLY	6- 4	121	5- 4	136	192	133	133	17	17	
DIV. I NON-CONF.	6- 4	123	6- 4	140	193	135	135	17	17	
TOTALS	RPI 1-25	RPI 26-50	W-L RECORDS	RPI 51-100	RPI 101-150	RPI 150+				
6- 4	0- 2	0- 0	OVERALL	0- 2	0- 0	6- 0				
4- 1	0- 0	0- 0	HOME	0- 1	0- 0	4- 0				
2- 2	0- 1	0- 0	AWAY	0- 1	0- 0	2- 0				
0- 1	0- 1	0- 0	NEUTRAL	0- 0	0- 0	0- 0				
6- 4	0- 2	0- 0	NON-CONFERENCE	0- 2	0- 0	6- 0				
4- 1	0- 0	0- 0	HOME	0- 1	0- 0	4- 0				
2- 2	0- 1	0- 0	AWAY	0- 1	0- 0	2- 0				
0- 1	0- 1	0- 0	NEUTRAL	0- 0	0- 0	0- 0				
0- 0	0- 0	0- 0	CONFERENCE	0- 0	0- 0	0- 0				
0- 0	0- 0	0- 0	HOME	0- 0	0- 0	0- 0				
0- 0	0- 0	0- 0	AWAY	0- 0	0- 0	0- 0				
0- 0	0- 0	0- 0	NEUTRAL	0- 0	0- 0	0- 0				

RPI 1-25				RPI 26-50				RPI 51-100				RPI 101+ Team's RPI: 133			
RPI	S	Opponent	Score	RPI	S	Opponent	Score	RPI	S	Opponent	Score	RPI	S	Opponent	Score
2	A	Southern California	42 73					57	A	Long Beach St.	63 67	204	A	Houston	63 60
20	N	UTEP	52 60					65	H	Drake	68 76	209	H	George Mason	67 59
												257	H	Pepperdine	83 63
												307	H	Southern Utah	79 44
												332	H	UC Irvine	72 52
												343	A	A&M-Corpus Christi	65 51
LAST 12 Division I GAMES:															
				57	A	Long Beach St.	63 67	343	A	A&M-Corpus Christi	65 51				
				20	N	UTEP	52 60	204	A	Houston	63 60				
				257	H	Pepperdine	83 63	2	A	Southern California	42 73				
				307	H	Southern Utah	79 44	65	H	Drake	68 76				
								209	H	George Mason	67 59				
								332	H	UC Irvine	72 52				

Non-Div I Games: Cal St. San Marcos 62 43

UNLV

■ Loss,
 ■ Non-Conf, S Site,
 ■ Home
 ■ Away
 N Neutral

USC Upstate

Through Games Of Dec. 27, 2015

Average RPI Win:	292	WON-LOST	WINNING	LAST 10	STRENGTH OF	OPP. STRENGTH	TEAM	ADJ.	CONF.	ADJ CONF.
Average RPI Loss:	152	RECORD	PCT. RANK	GAMES	SCHEDULE	OF SCHEDULE	RPI	RPI	RPI	RPI
DIV. I ONLY	5- 6	175	4- 5	298	244	221	221	28	28	
DIV. I NON-CONF.	5- 6	176	4- 6	296	246	222	222	28	28	
TOTALS	RPI 1-25	RPI 26-50	W-L RECORDS	RPI 51-100	RPI 101-150	RPI 150+				
5- 6	0- 0	0- 0	OVERALL	0- 1	0- 2	5- 3				
2- 1	0- 0	0- 0	HOME	0- 0	0- 0	2- 1				
3- 5	0- 0	0- 0	AWAY	0- 1	0- 2	3- 2				
0- 0	0- 0	0- 0	NEUTRAL	0- 0	0- 0	0- 0				
5- 6	0- 0	0- 0	NON-CONFERENCE	0- 1	0- 2	5- 3				
2- 1	0- 0	0- 0	HOME	0- 0	0- 0	2- 1				
3- 5	0- 0	0- 0	AWAY	0- 1	0- 2	3- 2				
0- 0	0- 0	0- 0	NEUTRAL	0- 0	0- 0	0- 0				
0- 0	0- 0	0- 0	CONFERENCE	0- 0	0- 0	0- 0				
0- 0	0- 0	0- 0	HOME	0- 0	0- 0	0- 0				
0- 0	0- 0	0- 0	AWAY	0- 0	0- 0	0- 0				
0- 0	0- 0	0- 0	NEUTRAL	0- 0	0- 0	0- 0				

RPI S	Opponent	Score	RPI S	Opponent	Score	RPI S	Opponent	Score	RPI S	Opponent	Score	Team's RPI: 221
						83	A Michigan	61 119	113	A Georgia Tech	46 87	
									120	A North Carolina	40 80	
									161	A UNC Asheville	59 68	
									165	H Furman	63 75	
									219	A Morehead St.	86 72	
									234	H UNCG	84 61	
									269	A UMES	59 78	
									324	A IPFW	84 81	
									334	A Norfolk St.	82 62	
									349	H N.C. Central	68 46	
LAST 12 Division I GAMES:												
349	H N.C. Central	68 46	113	A Georgia Tech	46 87							
120	A North Carolina	40 80	234	H UNCG	84 61							
219	A Morehead St.	86 72	161	A UNC Asheville	59 68							
165	H Furman	63 75	83	A Michigan	61 119							
334	A Norfolk St.	82 62	324	A IPFW	84 81							
			269	A UMES	59 78							

Non-Div I Games: Southern Wesleyan 84 51 Bob Jones 96 46

USC Upstate

■ Loss,
 ■ Non-Conf,
 ■ S Site,
 ■ Home
 ■ A Away
 N Neutral

Average RPI Win:	184	WON-LOST	WINNING	LAST 10	STRENGTH OF	OPP. STRENGTH	TEAM	ADJ.	CONF.	ADJ CONF.
Average RPI Loss:	58	RECORD	PCT. RANK	GAMES	SCHEDULE	OF SCHEDULE	RPI	RPI	RPI	RPI
DIV. I ONLY	7- 5	134	6- 4	46	134	54	54	24	24	
DIV. I NON-CONF.	7- 5	137	7- 5	53	136	52	52	25	25	
TOTALS	RPI 1-25	RPI 26-50	W-L RECORDS	RPI 51-100	RPI 101-150	RPI 150+				
7- 5	0- 1	0- 1	OVERALL	0- 3	2- 0	5- 0				
3- 1	0- 0	0- 0	HOME	0- 1	1- 0	2- 0				
3- 4	0- 1	0- 1	AWAY	0- 2	1- 0	2- 0				
1- 0	0- 0	0- 0	NEUTRAL	0- 0	0- 0	1- 0				
7- 5	0- 1	0- 1	NON-CONFERENCE	0- 3	2- 0	5- 0				
3- 1	0- 0	0- 0	HOME	0- 1	1- 0	2- 0				
3- 4	0- 1	0- 1	AWAY	0- 2	1- 0	2- 0				
1- 0	0- 0	0- 0	NEUTRAL	0- 0	0- 0	1- 0				
0- 0	0- 0	0- 0	CONFERENCE	0- 0	0- 0	0- 0				
0- 0	0- 0	0- 0	HOME	0- 0	0- 0	0- 0				
0- 0	0- 0	0- 0	AWAY	0- 0	0- 0	0- 0				
0- 0	0- 0	0- 0	NEUTRAL	0- 0	0- 0	0- 0				

RPI 1-25				RPI 26-50				RPI 51-100				RPI 101+			
RPI	S	Opponent	Score	RPI	S	Opponent	Score	RPI	S	Opponent	Score	RPI	S	Opponent	Score
23	A	Chattanooga	46 61	27	A	Iowa	56 62	66	A	Illinois	74 94	121	A	Southern Ill.	70 63
								77	H	Arkansas St.	74 76	122	H	Alabama	83 65
								96	A	Vanderbilt	61 64	168	H	Samford	52 50
												177	N	North Dakota	84 58
												179	A	Cincinnati	63 57
												236	H	Miami (OH)	74 47
												282	A	Evansville	75 48
LAST 12 Division I GAMES:															
96	A	Vanderbilt	61 64	122	H	Alabama	83 65	23	A	Chattanooga	46 61				
179	A	Cincinnati	63 57	27	A	Iowa	56 62	66	A	Illinois	74 94	121	A	Southern Ill.	70 63
236	H	Miami (OH)	74 47					77	H	Arkansas St.	74 76				
282	A	Evansville	75 48												
168	H	Samford	52 50												
177	N	North Dakota	84 58												

Non-Div I Games:

UT Martin

Average RPI Win:	136	WON-LOST	WINNING	LAST 10	STRENGTH OF	OPP. STRENGTH	TEAM	ADJ.	CONF.	ADJ CONF.
Average RPI Loss:	57	RECORD	PCT. RANK	GAMES	SCHEDULE	OF SCHEDULE	RPI	RPI	RPI	RPI
DIV. I ONLY	8- 1	24	8- 1	121	22	20	20	11	11	
DIV. I NON-CONF.	8- 1	24	8- 1	122	23	20	20	11	11	
TOTALS	RPI 1-25	RPI 26-50	W-L RECORDS	RPI 51-100	RPI 101-150	RPI 150+				
8- 1	0- 0	1- 0	OVERALL	2- 1	2- 0	3- 0				
6- 0	0- 0	1- 0	HOME	1- 0	1- 0	3- 0				
1- 1	0- 0	0- 0	AWAY	1- 1	0- 0	0- 0				
1- 0	0- 0	0- 0	NEUTRAL	0- 0	1- 0	0- 0				
8- 1	0- 0	1- 0	NON-CONFERENCE	2- 1	2- 0	3- 0				
6- 0	0- 0	1- 0	HOME	1- 0	1- 0	3- 0				
1- 1	0- 0	0- 0	AWAY	1- 1	0- 0	0- 0				
1- 0	0- 0	0- 0	NEUTRAL	0- 0	1- 0	0- 0				
0- 0	0- 0	0- 0	CONFERENCE	0- 0	0- 0	0- 0				
0- 0	0- 0	0- 0	HOME	0- 0	0- 0	0- 0				
0- 0	0- 0	0- 0	AWAY	0- 0	0- 0	0- 0				
0- 0	0- 0	0- 0	NEUTRAL	0- 0	0- 0	0- 0				

RPI S	Opponent	Score	RPI S	Opponent	Score	RPI S	Opponent	Score	RPI S	Opponent	Score
44	H Idaho St.	67 54	57	A Long Beach St.	40 47	114	H New Mexico	70 62			
			81	H UC Riverside	68 57	133	N UNLV	60 52			
			93	A New Mexico St.	71 65	164	H Hampton	78 54			
						214	H Northern Ariz.	77 66			
						242	H Houston Baptist	98 63			
LAST 12 Division I GAMES:											
133	N UNLV	60 52	81	H UC Riverside	68 57						
57	A Long Beach St.	40 47	164	H Hampton	78 54						
93	A New Mexico St.	71 65	214	H Northern Ariz.	77 66						
114	H New Mexico	70 62	242	H Houston Baptist	98 63						
44	H Idaho St.	67 54									

Non-Div I Games: Tex. Permian Basin 86 32

UTEP

Average RPI Win: 244	WON-LOST	WINNING	LAST 10	STRENGTH OF	OPP. STRENGTH	TEAM	ADJ.	CONF.	ADJ CONF.
Average RPI Loss: 131	RECORD	PCT. RANK	GAMES	SCHEDULE	OF SCHEDULE	RPI	RPI	RPI	RPI
DIV. I ONLY	5- 6	175	4- 5	256	147	172	172	23	23
DIV. I NON-CONF.	5- 6	176	5- 5	259	150	173	173	23	23
TOTALS	RPI 1-25	RPI 26-50	W-L RECORDS	RPI 51-100	RPI 101-150	RPI 150+			
5- 6	0- 1	0- 0	OVERALL	0- 2	1- 2	4- 1			
1- 0	0- 0	0- 0	HOME	0- 0	0- 0	1- 0			
3- 5	0- 1	0- 0	AWAY	0- 2	0- 1	3- 1			
1- 1	0- 0	0- 0	NEUTRAL	0- 0	1- 1	0- 0			
5- 6	0- 1	0- 0	NON-CONFERENCE	0- 2	1- 2	4- 1			
1- 0	0- 0	0- 0	HOME	0- 0	0- 0	1- 0			
3- 5	0- 1	0- 0	AWAY	0- 2	0- 1	3- 1			
1- 1	0- 0	0- 0	NEUTRAL	0- 0	1- 1	0- 0			
0- 0	0- 0	0- 0	CONFERENCE	0- 0	0- 0	0- 0			
0- 0	0- 0	0- 0	HOME	0- 0	0- 0	0- 0			
0- 0	0- 0	0- 0	AWAY	0- 0	0- 0	0- 0			
0- 0	0- 0	0- 0	NEUTRAL	0- 0	0- 0	0- 0			

RPI 1-25				RPI 26-50				RPI 51-100				RPI 101+ Team's RPI: 172			
RPI	S	Opponent	Score	RPI	S	Opponent	Score	RPI	S	Opponent	Score	RPI	S	Opponent	Score
25	A	Kansas St.	43 61					63	A	Oklahoma St.	54 78	134	N	East Carolina	59 70
								80	A	Eastern Mich.	56 78	138	N	Cal Poly	66 58
												142	A	TCU	67 71
												204	A	Houston	55 45
												272	A	UC Santa Barbara	62 60
												302	A	Incarnate Word	68 50
												302	H	Incarnate Word	60 47
												343	A	A&M-Corpus Christi	46 49
LAST 12 Division I GAMES:															
25	A	Kansas St.	43 61	204	A	Houston	55 45	302	H	Incarnate Word	60 47				
63	A	Oklahoma St.	54 78	80	A	Eastern Mich.	56 78	138	N	Cal Poly	66 58				
302	A	Incarnate Word	68 50	134	N	East Carolina	59 70								
343	A	A&M-Corpus Christi	46 49												
142	A	TCU	67 71												
272	A	UC Santa Barbara	62 60												

Non-Div I Games: Concordia (TX) 90 44 Texas Lutheran 90 38

UTRGV

Loss, Non-Conf, S Site, H Home A Away N Neutral

Average RPI Win:	291	WON-LOST	WINNING	LAST 10	STRENGTH OF	OPP. STRENGTH	TEAM	ADJ.	CONF.	ADJ CONF.
Average RPI Loss:	63	RECORD	PCT. RANK	GAMES	SCHEDULE	OF SCHEDULE	RPI	RPI	RPI	RPI
DIV. I ONLY	2- 5	256	2- 5	131	50	224	224	11	11	
DIV. I NON-CONF.	2- 5	253	2- 5	133	52	224	224	11	11	
TOTALS	RPI 1-25	RPI 26-50	W-L RECORDS	RPI 51-100	RPI 101-150	RPI 150+				
2- 5	0- 2	0- 1	OVERALL	0- 0	0- 2	2- 0				
2- 1	0- 0	0- 0	HOME	0- 0	0- 1	2- 0				
0- 4	0- 2	0- 1	AWAY	0- 0	0- 1	0- 0				
0- 0	0- 0	0- 0	NEUTRAL	0- 0	0- 0	0- 0				
2- 5	0- 2	0- 1	NON-CONFERENCE	0- 0	0- 2	2- 0				
2- 1	0- 0	0- 0	HOME	0- 0	0- 1	2- 0				
0- 4	0- 2	0- 1	AWAY	0- 0	0- 1	0- 0				
0- 0	0- 0	0- 0	NEUTRAL	0- 0	0- 0	0- 0				
0- 0	0- 0	0- 0	CONFERENCE	0- 0	0- 0	0- 0				
0- 0	0- 0	0- 0	HOME	0- 0	0- 0	0- 0				
0- 0	0- 0	0- 0	AWAY	0- 0	0- 0	0- 0				
0- 0	0- 0	0- 0	NEUTRAL	0- 0	0- 0	0- 0				

RPI 1-25				RPI 26-50				RPI 51-100				RPI 101+ Team's RPI: 224			
RPI	S	Opponent	Score	RPI	S	Opponent	Score	RPI	S	Opponent	Score	RPI	S	Opponent	Score
16	A	Abilene Christian	60 79	43	A	Oklahoma	41 80					105	H	Texas-Arlington	47 51
22	A	Texas	53 90									129	A	Texas St.	64 72
												242	H	Houston Baptist	79 50
												339	H	Illinois St.	77 51
LAST 12 Division I GAMES:															
				242	H	Houston Baptist	79 50					105	H	Texas-Arlington	47 51
				339	H	Illinois St.	77 51					43	A	Oklahoma	41 80
				16	A	Abilene Christian	60 79					129	A	Texas St.	64 72
				22	A	Texas	53 90								

Non-Div I Games: Howard Payne 106 65 Tex. A&M-Kingsville88 51

UTSA

Average RPI Win:	196	WON-LOST	WINNING	LAST 10	STRENGTH OF	OPP. STRENGTH	TEAM	ADJ.	CONF.	ADJ CONF.
Average RPI Loss:	33	RECORD	PCT. RANK	GAMES	SCHEDULE	OF SCHEDULE	RPI	RPI	RPI	RPI
DIV. I ONLY	7- 3	86	7- 3	196	34	112	112	1	1	
DIV. I NON-CONF.	7- 3	86	7- 3	203	35	112	112	1	1	
TOTALS	RPI 1-25	RPI 26-50	W-L RECORDS	RPI 51-100	RPI 101-150	RPI 150+				
7- 3	0- 1	0- 2	OVERALL	1- 0	1- 0	5- 0				
6- 0	0- 0	0- 0	HOME	1- 0	1- 0	4- 0				
1- 1	0- 1	0- 0	AWAY	0- 0	0- 0	1- 0				
0- 2	0- 0	0- 2	NEUTRAL	0- 0	0- 0	0- 0				
7- 3	0- 1	0- 2	NON-CONFERENCE	1- 0	1- 0	5- 0				
6- 0	0- 0	0- 0	HOME	1- 0	1- 0	4- 0				
1- 1	0- 1	0- 0	AWAY	0- 0	0- 0	1- 0				
0- 2	0- 0	0- 2	NEUTRAL	0- 0	0- 0	0- 0				
0- 0	0- 0	0- 0	CONFERENCE	0- 0	0- 0	0- 0				
0- 0	0- 0	0- 0	HOME	0- 0	0- 0	0- 0				
0- 0	0- 0	0- 0	AWAY	0- 0	0- 0	0- 0				
0- 0	0- 0	0- 0	NEUTRAL	0- 0	0- 0	0- 0				

RPI 1-25				RPI 26-50				RPI 51-100				RPI 101+ Team's RPI: 112			
RPI	S	Opponent	Score	RPI	S	Opponent	Score	RPI	S	Opponent	Score	RPI	S	Opponent	Score
12	A	BYU	59 73	43	N	Oklahoma	55 70	62	H	South Dakota	66 59	125	H	Creighton	74 58
				45	N	Boston College	51 76					188	H	Fresno St.	78 63
												209	H	George Mason	74 62
												212	A	Utah St.	64 61
												279	H	CSUN	97 56
												298	H	Lamar	71 67
LAST 12 Division I GAMES:															
212	A	Utah St.	64 61	12	A	BYU	59 73	125	H	Creighton	74 58				
188	H	Fresno St.	78 63	279	H	CSUN	97 56	45	N	Boston College	51 76				
298	H	Lamar	71 67	43	N	Oklahoma	55 70	209	H	George Mason	74 62				
62	H	South Dakota	66 59												

Non-Div I Games:

Utah

Average RPI Win:	176	WON-LOST	WINNING	LAST 10	STRENGTH OF	OPP. STRENGTH	TEAM	ADJ.	CONF.	ADJ CONF.
Average RPI Loss:	117	RECORD	PCT. RANK	GAMES	SCHEDULE	OF SCHEDULE	RPI	RPI	RPI	RPI
DIV. I ONLY	3- 6	234	3- 5	195	47	212	212	17	17	
DIV. I NON-CONF.	3- 6	231	3- 6	202	49	214	214	17	17	
TOTALS	RPI 1-25	RPI 26-50	W-L RECORDS	RPI 51-100	RPI 101-150	RPI 150+				
3- 6	0- 1	0- 1	OVERALL	0- 0	1- 1	2- 3				
1- 2	0- 0	0- 0	HOME	0- 0	1- 1	0- 1				
1- 4	0- 1	0- 1	AWAY	0- 0	0- 0	1- 2				
1- 0	0- 0	0- 0	NEUTRAL	0- 0	0- 0	1- 0				
3- 6	0- 1	0- 1	NON-CONFERENCE	0- 0	1- 1	2- 3				
1- 2	0- 0	0- 0	HOME	0- 0	1- 1	0- 1				
1- 4	0- 1	0- 1	AWAY	0- 0	0- 0	1- 2				
1- 0	0- 0	0- 0	NEUTRAL	0- 0	0- 0	1- 0				
0- 0	0- 0	0- 0	CONFERENCE	0- 0	0- 0	0- 0				
0- 0	0- 0	0- 0	HOME	0- 0	0- 0	0- 0				
0- 0	0- 0	0- 0	AWAY	0- 0	0- 0	0- 0				
0- 0	0- 0	0- 0	NEUTRAL	0- 0	0- 0	0- 0				

RPI 1-25				RPI 26-50				RPI 51-100				RPI 101+ Team's RPI: 212			
RPI	S	Opponent	Score	RPI	S	Opponent	Score	RPI	S	Opponent	Score	RPI	S	Opponent	Score
12	A	BYU	69 81	44	A	Idaho St.	67 81					112	H	Utah	61 64
												126	H	Pacific	78 70
												159	A	Utah Valley	76 72
												167	A	Montana	70 86
												178	A	Northern Colo.	60 74
												187	H	Sacramento St.	86 95
												244	N	Tennessee St.	63 46
LAST 12 Division I GAMES:															
112	H	Utah	61 64	44	A	Idaho St.	67 81								
167	A	Montana	70 86	178	A	Northern Colo.	60 74								
244	N	Tennessee St.	63 46	12	A	BYU	69 81								
159	A	Utah Valley	76 72	126	H	Pacific	78 70								
				187	H	Sacramento St.	86 95								

Non-Div I Games: Westminster (UT) 74 67 Haskell 90 63

Utah St.

Team Valley				Through Games of 2007-2008: 17/ 2010						
Average RPI Win:	244	WON-LOST	WINNING	LAST 10	STRENGTH OF	OPP. STRENGTH	TEAM	ADJ.	CONF.	ADJ CONF.
Average RPI Loss:	140	RECORD	PCT. RANK	GAMES	SCHEDULE	OF SCHEDULE	RPI	RPI	RPI	RPI
DIV. I ONLY	5- 6	175	4- 5	130	301	159	159	23	23	
DIV. I NON-CONF.	5- 6	176	5- 5	132	301	161	161	23	23	
TOTALS	RPI 1-25	RPI 26-50	W-L RECORDS	RPI 51-100	RPI 101-150	RPI 150+				
5- 6	0- 1	0- 0	OVERALL	0- 0	1- 2	4- 3				
2- 1	0- 0	0- 0	HOME	0- 0	1- 0	1- 1				
3- 4	0- 1	0- 0	AWAY	0- 0	0- 1	3- 2				
0- 1	0- 0	0- 0	NEUTRAL	0- 0	0- 1	0- 0				
5- 6	0- 1	0- 0	NON-CONFERENCE	0- 0	1- 2	4- 3				
2- 1	0- 0	0- 0	HOME	0- 0	1- 0	1- 1				
3- 4	0- 1	0- 0	AWAY	0- 0	0- 1	3- 2				
0- 1	0- 0	0- 0	NEUTRAL	0- 0	0- 1	0- 0				
0- 0	0- 0	0- 0	CONFERENCE	0- 0	0- 0	0- 0				
0- 0	0- 0	0- 0	HOME	0- 0	0- 0	0- 0				
0- 0	0- 0	0- 0	AWAY	0- 0	0- 0	0- 0				
0- 0	0- 0	0- 0	NEUTRAL	0- 0	0- 0	0- 0				

RPI 1-25					
RPI	S	Opponent	Score		
12	A	BYU	62	78	
RPI 26-50					
RPI	S	Opponent	Score		
RPI 51-100					
RPI	S	Opponent	Score		
Team's RPI: 159					
RPI 101+					
RPI	S	Opponent	Score		
110	A	Oregon	68	79	
122	N	Alabama	60	67	
136	H	San Francisco	94	88	
152	A	Boise St.	72	70	
156	A	Weber St.	56	61	
212	H	Utah St.	72	76	
227	A	Eastern Wash.	64	68	
307	H	Southern Utah	70	58	
312	A	Nevada	73	65	
313	A	Omaha	74	59	
LAST 12 Division I GAMES:					
156	A	Weber St.	56	61	313 A Omaha 74 59
212	H	Utah St.	72	76	136 H San Francisco 94 88
110	A	Oregon	68	79	152 A Boise St. 72 70
227	A	Eastern Wash.	64	68	307 H Southern Utah 70 58
122	N	Alabama	60	67	12 A BYU 62 78
312	A	Nevada	73	65	

Non-Div I Games:	Bethesda (CA)	91	64	Dixie St.	77	63
------------------	---------------	----	----	-----------	----	----

Utah Valley

■ Loss, ■ Non-Conf, S Site, H Home A Away N Neutral

Average RPI Win:	178	WON-LOST	WINNING	LAST 10	STRENGTH OF	OPP. STRENGTH	TEAM	ADJ.	CONF.	ADJ CONF.
Average RPI Loss:	99	RECORD	PCT. RANK	GAMES	SCHEDULE	OF SCHEDULE	RPI	RPI	RPI	RPI
DIV. I ONLY	10- 2	30	8- 2	215	48	70	70	9	9	
DIV. I NON-CONF.	10- 2	30	10- 2	220	50	70	70	9	9	
TOTALS	RPI 1-25	RPI 26-50	W-L RECORDS	RPI 51-100	RPI 101-150	RPI 150+				
10- 2	1- 0	0- 0	OVERALL	0- 1	2- 1	7- 0				
7- 0	0- 0	0- 0	HOME	0- 0	1- 0	6- 0				
3- 1	1- 0	0- 0	AWAY	0- 0	1- 0	1- 0				
0- 1	0- 0	0- 0	NEUTRAL	0- 1	0- 0	0- 0				
10- 2	1- 0	0- 0	NON-CONFERENCE	0- 1	2- 1	7- 0				
7- 0	0- 0	0- 0	HOME	0- 0	1- 0	6- 0				
3- 1	1- 0	0- 0	AWAY	0- 0	1- 1	1- 0				
0- 1	0- 0	0- 0	NEUTRAL	0- 1	0- 0	0- 0				
0- 0	0- 0	0- 0	CONFERENCE	0- 0	0- 0	0- 0				
0- 0	0- 0	0- 0	HOME	0- 0	0- 0	0- 0				
0- 0	0- 0	0- 0	AWAY	0- 0	0- 0	0- 0				
0- 0	0- 0	0- 0	NEUTRAL	0- 0	0- 0	0- 0				

RPI S	Opponent	Score	RPI S	Opponent	Score	RPI S	Opponent	Score	RPI S	Opponent	Score
19 A	Arizona St.	57 48				79 N	Toledo	61 80	109 A	Iona	74 58
									118 A	IUPUI	69 70
									143 H	Coppin St.	73 42
									165 H	Furman	67 45
									175 H	William & Mary	73 47
									192 H	Campbell	57 34
									196 H	Old Dominion	74 54
									250 A	High Point	69 39
									259 H	UNCW	58 45
									269 H	UMES	63 39
LAST 12 Division I GAMES:											
250 A	High Point	69 39	175 H	William & Mary	73 47						
269 H	UMES	63 39	196 H	Old Dominion	74 54						
79 N	Toledo	61 80	192 H	Campbell	57 34						
19 A	Arizona St.	57 48	118 A	IUPUI	69 70						
259 H	UNCW	58 45	109 A	Iona	74 58						
165 H	Furman	67 45	143 H	Coppin St.	73 42						

Non-Div I Games:

VCU

Valparaiso

Through Games Of Dec. 27, 2015

Average RPI Win:	199	WON-LOST	WINNING	LAST 10	STRENGTH OF	OPP. STRENGTH	TEAM	ADJ.	CONF.	ADJ CONF.
Average RPI Loss:	125	RECORD	PCT. RANK	GAMES	SCHEDULE	OF SCHEDULE	RPI	RPI	RPI	RPI
DIV. I ONLY	1- 7	317	1- 6	82	142	265	265	14	14	
DIV. I NON-CONF.	1- 7	311	1- 7	85	146	268	268	14	14	
TOTALS	RPI 1-25	RPI 26-50	W-L RECORDS	RPI 51-100	RPI 101-150	RPI 150+				
1- 7	0- 1	0- 0	OVERALL	0- 2	0- 1	1- 3				
1- 3	0- 1	0- 0	HOME	0- 0	0- 0	1- 2				
0- 3	0- 0	0- 0	AWAY	0- 2	0- 1	0- 0				
0- 1	0- 0	0- 0	NEUTRAL	0- 0	0- 0	0- 1				
1- 7	0- 1	0- 0	NON-CONFERENCE	0- 2	0- 1	1- 3				
1- 3	0- 1	0- 0	HOME	0- 0	0- 0	1- 2				
0- 3	0- 0	0- 0	AWAY	0- 2	0- 1	0- 0				
0- 1	0- 0	0- 0	NEUTRAL	0- 0	0- 0	0- 1				
0- 0	0- 0	0- 0	CONFERENCE	0- 0	0- 0	0- 0				
0- 0	0- 0	0- 0	HOME	0- 0	0- 0	0- 0				
0- 0	0- 0	0- 0	AWAY	0- 0	0- 0	0- 0				
0- 0	0- 0	0- 0	NEUTRAL	0- 0	0- 0	0- 0				

RPI 1-25				RPI 26-50				RPI 51-100				RPI 101+ Team's RPI: 265			
RPI	S	Opponent	Score	RPI	S	Opponent	Score	RPI	S	Opponent	Score	RPI	S	Opponent	Score
4	H	Notre Dame	54 110					64	A	Louisville	42 75	148	A	Butler	53 72
								87	A	San Diego	60 76	155	H	Akron	74 85
												178	N	Northern Colo.	63 77
												199	H	SIUE	69 56
												236	H	Miami (OH)	72 75
LAST 12 Division I GAMES:															
				64	A	Louisville	42 75	199	H	SIUE	69 56				
				236	H	Miami (OH)	72 75	155	H	Akron	74 85				
				178	N	Northern Colo.	63 77								
				87	A	San Diego	60 76								
				4	H	Notre Dame	54 110								
				148	A	Butler	53 72								

Non-Div I Games: Ind.-Northwest 79 57 Cardinal Stritch 63 62 Ind.-Kokomo 88 22

Valparaiso

Loss, Non-Conf, S Site, H Home A Away N Neutral

Vanderbilt

Through Games Of Dec. 27, 2015

Average RPI Win:	198	WON-LOST	WINNING	LAST 10	STRENGTH OF	OPP. STRENGTH	TEAM	ADJ.	CONF.	ADJ CONF.
Average RPI Loss:	12	RECORD	PCT. RANK	GAMES	SCHEDULE	OF SCHEDULE	RPI	RPI	RPI	RPI
DIV. I ONLY	9- 2	36	8- 2	284	29	96	96	2	2	
DIV. I NON-CONF.	9- 2	36	9- 2	283	30	95	95	2	2	
TOTALS	RPI 1-25	RPI 26-50	W-L RECORDS	RPI 51-100	RPI 101-150	RPI 150+				
9- 2	0- 2	0- 0	OVERALL	2- 0	1- 0	6- 0				
8- 0	0- 0	0- 0	HOME	2- 0	1- 0	5- 0				
1- 2	0- 2	0- 0	AWAY	0- 0	0- 0	1- 0				
0- 0	0- 0	0- 0	NEUTRAL	0- 0	0- 0	0- 0				
9- 2	0- 2	0- 0	NON-CONFERENCE	2- 0	1- 0	6- 0				
8- 0	0- 0	0- 0	HOME	2- 0	1- 0	5- 0				
1- 2	0- 2	0- 0	AWAY	0- 0	0- 0	1- 0				
0- 0	0- 0	0- 0	NEUTRAL	0- 0	0- 0	0- 0				
0- 0	0- 0	0- 0	CONFERENCE	0- 0	0- 0	0- 0				
0- 0	0- 0	0- 0	HOME	0- 0	0- 0	0- 0				
0- 0	0- 0	0- 0	AWAY	0- 0	0- 0	0- 0				
0- 0	0- 0	0- 0	NEUTRAL	0- 0	0- 0	0- 0				

RPI 1-25				RPI 26-50				RPI 51-100 Team's RPI: 96				RPI 101+			
RPI	S	Opponent	Score	RPI	S	Opponent	Score	RPI	S	Opponent	Score	RPI	S	Opponent	Score
10	A	Green Bay	56 58					54	H	UT Martin	64 61	117	H	ETSU	65 39
14	A	Dayton	56 81					61	H	Ohio	62 59	158	A	Drexel	74 64
												231	H	Troy	97 43
												267	H	Presbyterian	56 38
												271	H	Austin Peay	73 56
												289	H	Mississippi Val.	89 39
												336	H	Air Force	86 29
LAST 12 Division I GAMES:															
271	H	Austin Peay	73 56	54	H	UT Martin	64 61								
267	H	Presbyterian	56 38	231	H	Troy	97 43								
10	A	Green Bay	56 58	117	H	ETSU	65 39								
14	A	Dayton	56 81	158	A	Drexel	74 64								
289	H	Mississippi Val.	89 39	336	H	Air Force	86 29								
				61	H	Ohio	62 59								

Non-Div I Games:

Vanderbilt

■ Loss,
■ Non-Conf, S Site,
■ Home
■ Away
N Neutral

Average RPI Win:	320	WON-LOST	WINNING	LAST 10	STRENGTH OF	OPP. STRENGTH	TEAM	ADJ.	CONF.	ADJ CONF.
Average RPI Loss:	229	RECORD	PCT. RANK	GAMES	SCHEDULE	OF SCHEDULE	RPI	RPI	RPI	RPI
DIV. I ONLY	4- 7	223	3- 7	332	338	315	315	20	20	
DIV. I NON-CONF.	4- 7	219	4- 7	332	339	318	318	20	20	
TOTALS	RPI 1-25	RPI 26-50	W-L RECORDS	RPI 51-100	RPI 101-150	RPI 150+				
4- 7	0- 0	0- 0	OVERALL	0- 0	0- 1	4- 6				
2- 2	0- 0	0- 0	HOME	0- 0	0- 0	2- 2				
2- 5	0- 0	0- 0	AWAY	0- 0	0- 1	2- 4				
0- 0	0- 0	0- 0	NEUTRAL	0- 0	0- 0	0- 0				
4- 7	0- 0	0- 0	NON-CONFERENCE	0- 0	0- 1	4- 6				
2- 2	0- 0	0- 0	HOME	0- 0	0- 0	2- 2				
2- 5	0- 0	0- 0	AWAY	0- 0	0- 1	2- 4				
0- 0	0- 0	0- 0	NEUTRAL	0- 0	0- 0	0- 0				
0- 0	0- 0	0- 0	CONFERENCE	0- 0	0- 0	0- 0				
0- 0	0- 0	0- 0	HOME	0- 0	0- 0	0- 0				
0- 0	0- 0	0- 0	AWAY	0- 0	0- 0	0- 0				
0- 0	0- 0	0- 0	NEUTRAL	0- 0	0- 0	0- 0				

RPI	S	Opponent	Score	RPI	S	Opponent	Score	RPI	S	Opponent	Score	RPI	S	Opponent	Score	Team's RPI: 315
												132	A	Brown	54	71
												184	H	Quinnipiac	65	77
												185	A	Columbia	56	73
												232	A	Delaware	60	71
												251	A	Bryant	52	68
												288	H	Central Conn. St.	79	63
												303	A	Holy Cross	63	77
												314	H	St. Francis Brooklyn	55	59
												319	H	Sacred Heart	53	51
												331	A	Dartmouth	56	54
												341	A	NJIT	54	46
LAST 12 Division I GAMES:																
232	A	Delaware	60	71	341	A	NJIT	54	46							
132	A	Brown	54	71	331	A	Dartmouth	56	54							
251	A	Bryant	52	68	319	H	Sacred Heart	53	51							
185	A	Columbia	56	73	303	A	Holy Cross	63	77							
288	H	Central Conn. St.	79	63	184	H	Quinnipiac	65	77							
					314	H	St. Francis Brooklyn	55	59							

Non-Div I Games:

Vermont

■ Loss,
 ■ Non-Conf,
 ■ S Site,
 ■ H Home
 ■ A Away
 N Neutral

Average RPI Win:	206	WON-LOST	WINNING	LAST 10	STRENGTH OF	OPP. STRENGTH	TEAM	ADJ.	CONF.	ADJ CONF.
Average RPI Loss:	80	RECORD	PCT. RANK	GAMES	SCHEDULE	OF SCHEDULE	RPI	RPI	RPI	RPI
DIV. I ONLY	6- 4	121	6- 4	178	87	103	103	6	6	
DIV. I NON-CONF.	6- 4	123	6- 4	181	87	102	102	6	6	
TOTALS	RPI 1-25	RPI 26-50	W-L RECORDS	RPI 51-100	RPI 101-150	RPI 150+				
6- 4	0- 0	0- 1	OVERALL	1- 2	0- 1	5- 0				
2- 0	0- 0	0- 0	HOME	1- 0	0- 0	1- 0				
2- 3	0- 0	0- 0	AWAY	0- 2	0- 1	2- 0				
2- 1	0- 0	0- 1	NEUTRAL	0- 0	0- 0	2- 0				
6- 4	0- 0	0- 1	NON-CONFERENCE	1- 2	0- 1	5- 0				
2- 0	0- 0	0- 0	HOME	1- 0	0- 0	1- 0				
2- 3	0- 0	0- 0	AWAY	0- 2	0- 1	2- 0				
2- 1	0- 0	0- 1	NEUTRAL	0- 0	0- 0	2- 0				
0- 0	0- 0	0- 0	CONFERENCE	0- 0	0- 0	0- 0				
0- 0	0- 0	0- 0	HOME	0- 0	0- 0	0- 0				
0- 0	0- 0	0- 0	AWAY	0- 0	0- 0	0- 0				
0- 0	0- 0	0- 0	NEUTRAL	0- 0	0- 0	0- 0				

RPI S	Opponent	Score	RPI S	Opponent	Score	RPI S	Opponent	Score	RPI S	Opponent	Score	Team's RPI: 103
46 N	St. Mary's (CA)	60 67	72 A	George Washington	70 78	128 A	Temple	55 61				
			75 A	North Carolina St.	64 70	158 N	Drexel	67 55				
			82 H	Saint Joseph's	55 49	187 N	Sacramento St.	78 54				
						230 A	Lehigh	65 44				
						290 A	La Salle	67 56				
						291 H	Loyola Maryland	67 55				
LAST 12 Division I GAMES:												
290 A	La Salle	67 56	46 N	St. Mary's (CA)	60 67	187 N	Sacramento St.	78 54				
72 A	George Washington	70 78	128 A	Temple	55 61	230 A	Lehigh	65 44				
291 H	Loyola Maryland	67 55	158 N	Drexel	67 55	290 A	La Salle	67 56				
75 A	North Carolina St.	64 70	82 H	Saint Joseph's	55 49							

Non-Div I Games:

Villanova

Average RPI Win: 229		WON-LOST	WINNING	LAST 10	STRENGTH OF	OPP. STRENGTH	TEAM	ADJ.	CONF.	ADJ CONF.
Average RPI Loss: 28		RECORD	PCT. RANK	GAMES	SCHEDULE	OF SCHEDULE	RPI	RPI	RPI	RPI
DIV. I ONLY		8- 4	98	6- 4	93	153	92	92	4	4
DIV. I NON-CONF.		8- 4	97	8- 4	96	154	91	91	4	4
<hr/>										
TOTALS	RPI 1-25		RPI 26-50	W-L RECORDS		RPI 51-100	RPI 101-150		RPI 150+	
8- 4	1- 2		0- 2	OVERALL		0- 0	2- 0		5- 0	
5- 1	0- 0		0- 1	HOME		0- 0	0- 0		5- 0	
2- 1	0- 1		0- 0	AWAY		0- 0	2- 0		0- 0	
1- 2	1- 1		0- 1	NEUTRAL		0- 0	0- 0		0- 0	
8- 4	1- 2		0- 2	NON-CONFERENCE		0- 0	2- 0		5- 0	
5- 1	0- 0		0- 1	HOME		0- 0	0- 0		5- 0	
2- 1	0- 1		0- 0	AWAY		0- 0	2- 0		0- 0	
1- 2	1- 1		0- 1	NEUTRAL		0- 0	0- 0		0- 0	
0- 0	0- 0		0- 0	CONFERENCE		0- 0	0- 0		0- 0	
0- 0	0- 0		0- 0	HOME		0- 0	0- 0		0- 0	
0- 0	0- 0		0- 0	AWAY		0- 0	0- 0		0- 0	
0- 0	0- 0		0- 0	NEUTRAL		0- 0	0- 0		0- 0	

RPI 1-25				RPI 26-50				RPI 51-100				RPI 101+			
RPI	S	Opponent	Score	RPI	S	Opponent	Score	RPI	S	Opponent	Score	RPI	S	Opponent	Score
10	N	Green Bay	68 59	27	H	Iowa	73 85					101	A	Auburn	69 52
17	A	Ohio St.	73 93	48	N	Tulane	62 67					111	A	Middle Tenn.	70 66
18	N	Rutgers	48 60									277	H	Bowling Green	68 39
												317	H	Charleston So.	85 65
												334	H	Norfolk St.	86 50
												340	H	Longwood	81 46
												341	H	NJIT	81 54
LAST 12 Division I GAMES:															
17	A	Ohio St.	73 93	27	H	Iowa	73 85								
317	H	Charleston So.	85 65	48	N	Tulane	62 67								
277	H	Bowling Green	68 39	18	N	Rutgers	48 60								
341	H	NJIT	81 54	10	N	Green Bay	68 59								
334	H	Norfolk St.	86 50	340	H	Longwood	81 46								
111	A	Middle Tenn.	70 66	101	A	Auburn	69 52								

Non-Div I Games:

Virginia

Average RPI Win:	201	WON-LOST	WINNING	LAST 10	STRENGTH OF	OPP. STRENGTH	TEAM	ADJ.	CONF.	ADJ CONF.
Average RPI Loss:	68	RECORD	PCT. RANK	GAMES	SCHEDULE	OF SCHEDULE	RPI	RPI	RPI	RPI
DIV. I ONLY	11- 1	11	9- 1	292	30	74	74	4	4	
DIV. I NON-CONF.	11- 1	11	11- 1	291	31	74	74	4	4	
TOTALS	RPI 1-25	RPI 26-50	W-L RECORDS	RPI 51-100	RPI 101-150	RPI 150+				
11- 1	1- 0	0- 0	OVERALL	0- 1	1- 0	9- 0				
9- 0	0- 0	0- 0	HOME	0- 0	1- 0	8- 0				
2- 1	1- 0	0- 0	AWAY	0- 1	0- 0	1- 0				
0- 0	0- 0	0- 0	NEUTRAL	0- 0	0- 0	0- 0				
11- 1	1- 0	0- 0	NON-CONFERENCE	0- 1	1- 0	9- 0				
9- 0	0- 0	0- 0	HOME	0- 0	1- 0	8- 0				
2- 1	1- 0	0- 0	AWAY	0- 1	0- 0	1- 0				
0- 0	0- 0	0- 0	NEUTRAL	0- 0	0- 0	0- 0				
0- 0	0- 0	0- 0	CONFERENCE	0- 0	0- 0	0- 0				
0- 0	0- 0	0- 0	HOME	0- 0	0- 0	0- 0				
0- 0	0- 0	0- 0	AWAY	0- 0	0- 0	0- 0				
0- 0	0- 0	0- 0	NEUTRAL	0- 0	0- 0	0- 0				

RPI 1-25				RPI 26-50				RPI 51-100				RPI 101+			
RPI	S	Opponent	Score	RPI	S	Opponent	Score	RPI	S	Opponent	Score	RPI	S	Opponent	Score
6	A	Tennessee	57 43					68	A	Georgetown	56 73	143	H	Coppin St.	72 39
												157	H	Col. of Charleston	81 47
												162	H	Providence	62 46
												169	A	Penn St.	64 59
												209	H	George Mason	80 63
												226	H	Radford	47 40
												267	H	Presbyterian	58 44
												273	H	Morgan St.	73 33
												295	H	Mt. St. Mary's	59 42
												308	H	Wofford	73 42
LAST 12 Division I GAMES:															
226	H	Radford	47 40	6	A	Tennessee	57 43	169	A	Penn St.	64 59	308	H	Wofford	73 42
295	H	Mt. St. Mary's	59 42	68	A	Georgetown	56 73	157	H	Col. of Charleston	81 47	162	H	Providence	62 46
143	H	Coppin St.	72 39					267	H	Presbyterian	58 44				
273	H	Morgan St.	73 33												
209	H	George Mason	80 63												
267	H	Presbyterian	58 44												

Non-Div I Games:

Virginia Tech

■ Loss,
 ■ Non-Conf,
 ■ S Site,
 ■ H Home
 ■ A Away
 N Neutral

Average RPI Win:	343	WON-LOST	WINNING	LAST 10	STRENGTH OF	OPP. STRENGTH	TEAM	ADJ.	CONF.	ADJ CONF.
Average RPI Loss:	149	RECORD	PCT. RANK	GAMES	SCHEDULE	OF SCHEDULE	RPI	RPI	RPI	RPI
DIV. I ONLY	2- 8	290	2- 8	229	193	306	306	32	32	
DIV. I NON-CONF.	2- 8	287	2- 8	235	194	309	309	32	32	
TOTALS	RPI 1-25	RPI 26-50	W-L RECORDS	RPI 51-100	RPI 101-150	RPI 150+				
2- 8	0- 1	0- 0	OVERALL	0- 1	0- 2	2- 4				
2- 2	0- 0	0- 0	HOME	0- 0	0- 1	2- 1				
0- 6	0- 1	0- 0	AWAY	0- 1	0- 1	0- 3				
0- 0	0- 0	0- 0	NEUTRAL	0- 0	0- 0	0- 0				
2- 8	0- 1	0- 0	NON-CONFERENCE	0- 1	0- 2	2- 4				
2- 2	0- 0	0- 0	HOME	0- 0	0- 1	2- 1				
0- 6	0- 1	0- 0	AWAY	0- 1	0- 1	0- 3				
0- 0	0- 0	0- 0	NEUTRAL	0- 0	0- 0	0- 0				
0- 0	0- 0	0- 0	CONFERENCE	0- 0	0- 0	0- 0				
0- 0	0- 0	0- 0	HOME	0- 0	0- 0	0- 0				
0- 0	0- 0	0- 0	AWAY	0- 0	0- 0	0- 0				
0- 0	0- 0	0- 0	NEUTRAL	0- 0	0- 0	0- 0				

RPI S	Opponent	Score	RPI S	Opponent	Score	RPI S	Opponent	Score	RPI S	Opponent	Score	Team's RPI: 306
17	A Ohio St.	47 106				69	A Penn	50 78	135	A Yale	60 78	
									146	H Stony Brook	62 73	
									154	A Pittsburgh	41 67	
									182	H Ole Miss	49 86	
									196	A Old Dominion	57 71	
									294	A Delaware St.	44 66	
									341	H NJIT	76 53	
									344	H Lafayette	69 48	
LAST 12 Division I GAMES:												
69	A Penn	50 78	135	A Yale	60 78							
146	H Stony Brook	62 73	341	H NJIT	76 53							
294	A Delaware St.	44 66	182	H Ole Miss	49 86							
344	H Lafayette	69 48	17	A Ohio St.	47 106							
			196	A Old Dominion	57 71							
			154	A Pittsburgh	41 67							

Non-Div I Games:

Wagner

Wake Forest

Through Games Of Dec. 27, 2015

Average RPI Win:	202	WON-LOST	WINNING	LAST 10	STRENGTH OF	OPP. STRENGTH	TEAM	ADJ.	CONF.	ADJ CONF.
Average RPI Loss:	86	RECORD	PCT. RANK	GAMES	SCHEDULE	OF SCHEDULE	RPI	RPI	RPI	RPI
DIV. I ONLY	8- 3	71	7- 3	218	133	147	147	4	4	
DIV. I NON-CONF.	8- 3	72	8- 3	224	135	148	148	4	4	
TOTALS	RPI 1-25	RPI 26-50	W-L RECORDS	RPI 51-100	RPI 101-150	RPI 150+				
8- 3	0- 0	0- 1	OVERALL	0- 1	2- 1	6- 0				
6- 2	0- 0	0- 0	HOME	0- 1	2- 1	4- 0				
1- 1	0- 0	0- 1	AWAY	0- 0	0- 0	1- 0				
1- 0	0- 0	0- 0	NEUTRAL	0- 0	0- 0	1- 0				
8- 3	0- 0	0- 1	NON-CONFERENCE	0- 1	2- 1	6- 0				
6- 2	0- 0	0- 0	HOME	0- 1	2- 1	4- 0				
1- 1	0- 0	0- 1	AWAY	0- 0	0- 0	1- 0				
1- 0	0- 0	0- 0	NEUTRAL	0- 0	0- 0	1- 0				
0- 0	0- 0	0- 0	CONFERENCE	0- 0	0- 0	0- 0				
0- 0	0- 0	0- 0	HOME	0- 0	0- 0	0- 0				
0- 0	0- 0	0- 0	AWAY	0- 0	0- 0	0- 0				
0- 0	0- 0	0- 0	NEUTRAL	0- 0	0- 0	0- 0				

RPI 1-25				RPI 26-50				RPI 51-100				RPI 101+ Team's RPI: 147			
RPI	S	Opponent	Score	RPI	S	Opponent	Score	RPI	S	Opponent	Score	RPI	S	Opponent	Score
				36	A	Missouri	81 94	85	H	Belmont	64 78	108	H	LSU	60 57
												117	H	ETSU	69 52
												137	H	Wisconsin	51 64
												189	H	Davidson	77 58
												191	H	Richmond	43 33
												195	A	American	71 70
												229	H	Jacksonville	57 51
												290	H	La Salle	61 53
												293	N	Coastal Caro.	81 52
LAST 12 Division I GAMES:															
				191	H	Richmond	43 33	290	H	La Salle	61 53				
				293	N	Coastal Caro.	81 52	36	A	Missouri	81 94				
				229	H	Jacksonville	57 51	189	H	Davidson	77 58				
				85	H	Belmont	64 78	117	H	ETSU	69 52				
				137	H	Wisconsin	51 64	108	H	LSU	60 57				
				195	A	American	71 70								

Non-Div I Games:

Wake Forest

■ Loss,
■ Non-Conf,
■ S Site,
■ H Home
■ A Away
N Neutral

Average RPI Win:	152	WON-LOST	WINNING	LAST 10	STRENGTH OF	OPP. STRENGTH	TEAM	ADJ.	CONF.	ADJ CONF.
Average RPI Loss:	45	RECORD	PCT. RANK	GAMES	SCHEDULE	OF SCHEDULE	RPI	RPI	RPI	RPI
DIV. I ONLY	9- 2	36	8- 2	59	118	34	34	1	1	
DIV. I NON-CONF.	9- 2	36	9- 2	63	117	33	33	1	1	
TOTALS	RPI 1-25	RPI 26-50	W-L RECORDS	RPI 51-100	RPI 101-150	RPI 150+				
9- 2	1- 0	0- 2	OVERALL	2- 0	1- 0	5- 0				
6- 1	1- 0	0- 1	HOME	1- 0	0- 0	4- 0				
2- 0	0- 0	0- 0	AWAY	1- 0	0- 0	1- 0				
1- 1	0- 0	0- 1	NEUTRAL	0- 0	1- 0	0- 0				
9- 2	1- 0	0- 2	NON-CONFERENCE	2- 0	1- 0	5- 0				
6- 1	1- 0	0- 1	HOME	1- 0	0- 0	4- 0				
2- 0	0- 0	0- 0	AWAY	1- 0	0- 0	1- 0				
1- 1	0- 0	0- 1	NEUTRAL	0- 0	1- 0	0- 0				
0- 0	0- 0	0- 0	CONFERENCE	0- 0	0- 0	0- 0				
0- 0	0- 0	0- 0	HOME	0- 0	0- 0	0- 0				
0- 0	0- 0	0- 0	AWAY	0- 0	0- 0	0- 0				
0- 0	0- 0	0- 0	NEUTRAL	0- 0	0- 0	0- 0				

RPI 1-25				RPI 26-50				Team's RPI: 34		RPI 51-100				RPI 101+			
RPI	S	Opponent	Score	RPI	S	Opponent	Score	RPI	S	Opponent	Score	RPI	S	Opponent	Score		
24	H	Santa Clara	100 55	43	H	Oklahoma	68 71	62	A	South Dakota	77 64	116	N	Texas Tech	77 73		
				47	N	Syracuse	62 66	81	H	UC Riverside	78 43	156	H	Weber St.	69 56		
												188	A	Fresno St.	89 79		
												203	H	Seattle	96 55		
												240	H	San Diego St.	80 51		
												297	H	Portland	83 65		
LAST 12 Division I GAMES:																	
				81	H	UC Riverside	78 43	156	H	Weber St.	69 56						
				62	A	South Dakota	77 64	240	H	San Diego St.	80 51						
				43	H	Oklahoma	68 71	188	A	Fresno St.	89 79						
				297	H	Portland	83 65	203	H	Seattle	96 55						
				116	N	Texas Tech	77 73	24	H	Santa Clara	100 55						
				47	N	Syracuse	62 66										

Non-Div I Games:

Washington

■ Loss,
■ Non-Conf, S Site,
■ Home
■ Away
N Neutral

Average RPI Win:	186	WON-LOST	WINNING	LAST 10	STRENGTH OF	OPP. STRENGTH	TEAM	ADJ.	CONF.	ADJ CONF.
Average RPI Loss:	55	RECORD	PCT. RANK	GAMES	SCHEDULE	OF SCHEDULE	RPI	RPI	RPI	RPI
DIV. I ONLY	9- 2	36	8- 2	179	39	42	42	1	1	
DIV. I NON-CONF.	9- 2	36	9- 2	182	40	40	40	1	1	
TOTALS	RPI 1-25	RPI 26-50	W-L RECORDS	RPI 51-100	RPI 101-150	RPI 150+				
9- 2	0- 0	0- 1	OVERALL	2- 1	1- 0	6- 0				
4- 0	0- 0	0- 0	HOME	1- 0	0- 0	3- 0				
4- 2	0- 0	0- 1	AWAY	1- 1	1- 0	2- 0				
1- 0	0- 0	0- 0	NEUTRAL	0- 0	0- 0	1- 0				
9- 2	0- 0	0- 1	NON-CONFERENCE	2- 1	1- 0	6- 0				
4- 0	0- 0	0- 0	HOME	1- 0	0- 0	3- 0				
4- 2	0- 0	0- 1	AWAY	1- 1	1- 0	2- 0				
1- 0	0- 0	0- 0	NEUTRAL	0- 0	0- 0	1- 0				
0- 0	0- 0	0- 0	CONFERENCE	0- 0	0- 0	0- 0				
0- 0	0- 0	0- 0	HOME	0- 0	0- 0	0- 0				
0- 0	0- 0	0- 0	AWAY	0- 0	0- 0	0- 0				
0- 0	0- 0	0- 0	NEUTRAL	0- 0	0- 0	0- 0				

RPI S	Opponent	Score	RPI S	Opponent	Score	RPI S	Opponent	Score	RPI S	Opponent	Score
			46 A	St. Mary's (CA)	71 75	51 H	Gonzaga	55 48	149 A	Hawaii	62 52
						63 A	Oklahoma St.	60 70	152 A	Boise St.	57 52
						87 A	San Diego	78 72	164 H	Hampton	68 61
									220 A	Kansas	66 53
									263 H	San Jose St.	95 80
									272 H	UC Santa Barbara	61 44
									312 N	Nevada	70 57
LAST 12 Division I GAMES:											
			51 H	Gonzaga	55 48	220 A	Kansas	66 53			
			87 A	San Diego	78 72	46 A	St. Mary's (CA)	71 75			
			152 A	Boise St.	57 52	312 N	Nevada	70 57			
			63 A	Oklahoma St.	60 70	164 H	Hampton	68 61			
			263 H	San Jose St.	95 80	272 H	UC Santa Barbara	61 44			
			149 A	Hawaii	62 52						

Non-Div I Games:

Washington St.

■ Loss,
 ■ Non-Conf,
 ■ S Site,
 ■ H Home
 ■ A Away
 N Neutral

Average RPI Win:	246	WON-LOST	WINNING	LAST 10	STRENGTH OF	OPP. STRENGTH	TEAM	ADJ.	CONF.	ADJ CONF.
Average RPI Loss:	68	RECORD	PCT. RANK	GAMES	SCHEDULE	OF SCHEDULE	RPI	RPI	RPI	RPI
DIV. I ONLY	6- 3	98	6- 3	285	72	156	156	16	16	
DIV. I NON-CONF.	6- 3	97	6- 3	284	73	157	157	16	16	
TOTALS	RPI 1-25	RPI 26-50	W-L RECORDS	RPI 51-100	RPI 101-150	RPI 150+				
6- 3	0- 1	0- 1	OVERALL	0- 0	0- 0	6- 1				
1- 2	0- 1	0- 0	HOME	0- 0	0- 0	1- 1				
4- 1	0- 0	0- 1	AWAY	0- 0	0- 0	4- 0				
1- 0	0- 0	0- 0	NEUTRAL	0- 0	0- 0	1- 0				
6- 3	0- 1	0- 1	NON-CONFERENCE	0- 0	0- 0	6- 1				
1- 2	0- 1	0- 0	HOME	0- 0	0- 0	1- 1				
4- 1	0- 0	0- 1	AWAY	0- 0	0- 0	4- 0				
1- 0	0- 0	0- 0	NEUTRAL	0- 0	0- 0	1- 0				
0- 0	0- 0	0- 0	CONFERENCE	0- 0	0- 0	0- 0				
0- 0	0- 0	0- 0	HOME	0- 0	0- 0	0- 0				
0- 0	0- 0	0- 0	AWAY	0- 0	0- 0	0- 0				
0- 0	0- 0	0- 0	NEUTRAL	0- 0	0- 0	0- 0				

RPI 1-25				RPI 26-50				RPI 51-100				RPI 101+ Team's RPI: 156			
RPI	S	Opponent	Score	RPI	S	Opponent	Score	RPI	S	Opponent	Score	RPI	S	Opponent	Score
12	H	BYU	51 68	34	A	Washington	56 69					157	H	Col. of Charleston	42 50
												159	H	Utah Valley	61 56
												174	A	North Texas	45 38
												253	N	Stephen F. Austin	56 46
												286	A	Denver	61 49
												297	A	Portland	57 55
												309	A	Cal St. Fullerton	60 40
LAST 12 Division I GAMES:															
253	N	Stephen F. Austin	56 46	34	A	Washington	56 69								
174	A	North Texas	45 38	159	H	Utah Valley	61 56								
297	A	Portland	57 55	12	H	BYU	51 68								
309	A	Cal St. Fullerton	60 40												
157	H	Col. of Charleston	42 50												
286	A	Denver	61 49												

Non-Div I Games: Bethesda (CA) 86 60

Weber St.

Average RPI Win:	205	WON-LOST	WINNING	LAST 10	STRENGTH OF	OPP. STRENGTH	TEAM	ADJ.	CONF.	ADJ CONF.
Average RPI Loss:	27	RECORD	PCT. RANK	GAMES	SCHEDULE	OF SCHEDULE	RPI	RPI	RPI	RPI
DIV. I ONLY	10- 2	30	8- 2	102	163	39	39	5	5	
DIV. I NON-CONF.	10- 2	30	10- 2	104	163	38	38	5	5	
TOTALS	RPI 1-25	RPI 26-50	W-L RECORDS	RPI 51-100	RPI 101-150	RPI 150+				
10- 2	0- 1	0- 0	OVERALL	1- 1	3- 0	6- 0				
5- 0	0- 0	0- 0	HOME	0- 0	1- 0	4- 0				
0- 1	0- 0	0- 0	AWAY	0- 1	0- 0	0- 0				
5- 1	0- 1	0- 0	NEUTRAL	1- 0	2- 0	2- 0				
10- 2	0- 1	0- 0	NON-CONFERENCE	1- 1	3- 0	6- 0				
5- 0	0- 0	0- 0	HOME	0- 0	1- 0	4- 0				
0- 1	0- 0	0- 0	AWAY	0- 1	0- 0	0- 0				
5- 1	0- 1	0- 0	NEUTRAL	1- 0	2- 0	2- 0				
0- 0	0- 0	0- 0	CONFERENCE	0- 0	0- 0	0- 0				
0- 0	0- 0	0- 0	HOME	0- 0	0- 0	0- 0				
0- 0	0- 0	0- 0	AWAY	0- 0	0- 0	0- 0				
0- 0	0- 0	0- 0	NEUTRAL	0- 0	0- 0	0- 0				

RPI 1-25			RPI 26-50			Team's RPI: 39	RPI 51-100			RPI 101+		
RPI S	Opponent	Score	RPI S	Opponent	Score		RPI S	Opponent	Score	RPI S	Opponent	Score
2 N	Southern California	67 78					51 A	Gonzaga	57 62	119 N	James Madison	69 62
							89 N	Indiana	75 64	135 N	Yale	70 60
										143 H	Coppin St.	96 64
										171 N	Marshall	66 60
										219 H	Morehead St.	94 56
										237 N	Grand Canyon	68 50
										294 H	Delaware St.	77 34
										301 H	Fairleigh Dickinson	91 42
										340 H	Longwood	74 43
LAST 12 Division I GAMES:												
135 N	Yale	70 60	89 N	Indiana	75 64							
237 N	Grand Canyon	68 50	119 N	James Madison	69 62							
2 N	Southern California	67 78	340 H	Longwood	74 43							
51 A	Gonzaga	57 62	171 N	Marshall	66 60							
143 H	Coppin St.	96 64	301 H	Fairleigh Dickinson	91 42							
294 H	Delaware St.	77 34	219 H	Morehead St.	94 56							

Non-Div I Games:

West Virginia

Average RPI Win:	337	WON-LOST	WINNING	LAST 10	STRENGTH OF	OPP. STRENGTH	TEAM	ADJ.	CONF.	ADJ CONF.
Average RPI Loss:	210	RECORD	PCT. RANK	GAMES	SCHEDULE	OF SCHEDULE	RPI	RPI	RPI	RPI
DIV. I ONLY	1- 8	321	1- 8	240	346	330	330	15	15	
DIV. I NON-CONF.	1- 8	317	1- 8	245	345	334	334	15	15	
TOTALS	RPI 1-25	RPI 26-50	W-L RECORDS	RPI 51-100	RPI 101-150	RPI 150+				
1- 8	0- 0	0- 0	OVERALL	0- 1	0- 0	1- 7				
0- 2	0- 0	0- 0	HOME	0- 0	0- 0	0- 2				
0- 6	0- 0	0- 0	AWAY	0- 1	0- 0	0- 5				
1- 0	0- 0	0- 0	NEUTRAL	0- 0	0- 0	1- 0				
1- 8	0- 0	0- 0	NON-CONFERENCE	0- 1	0- 0	1- 7				
0- 2	0- 0	0- 0	HOME	0- 0	0- 0	0- 2				
0- 6	0- 0	0- 0	AWAY	0- 1	0- 0	0- 5				
1- 0	0- 0	0- 0	NEUTRAL	0- 0	0- 0	1- 0				
0- 0	0- 0	0- 0	CONFERENCE	0- 0	0- 0	0- 0				
0- 0	0- 0	0- 0	HOME	0- 0	0- 0	0- 0				
0- 0	0- 0	0- 0	AWAY	0- 0	0- 0	0- 0				
0- 0	0- 0	0- 0	NEUTRAL	0- 0	0- 0	0- 0				

RPI 1-25				RPI 26-50				RPI 51-100				RPI 101+				Team's RPI: 330	
RPI	S	Opponent	Score	RPI	S	Opponent	Score	RPI	S	Opponent	Score	RPI	S	Opponent	Score		
								75	A	North Carolina St.	55	86	161	H	UNC Asheville	45	67
													183	A	Eastern Ky.	62	91
													189	A	Davidson	51	64
													192	A	Campbell	66	73
													249	H	Bethune-Cookman	59	66
													311	A	Kennesaw St.	53	65
													317	A	Charleston So.	59	80
													337	N	Florida A&M	69	53
LAST 12 Division I GAMES:																	
161	H	UNC Asheville	45	67	317	A	Charleston So.	59	80								
183	A	Eastern Ky.	62	91	75	A	North Carolina St.	55	86								
249	H	Bethune-Cookman	59	66	192	A	Campbell	66	73								
					189	A	Davidson	51	64								
					337	N	Florida A&M	69	53								
					311	A	Kennesaw St.	53	65								

Non-Div I Games: Anderson (SC) 72 55 Brevard 68 60

Western Caro.

■ Loss,
 ■ Non-Conf,
 ■ S Site,
 ■ H Home
 ■ A Away
 N Neutral

RECORD 111				Through Games Of 200: 17, 1015						
Average RPI Win:	274	WON-LOST	WINNING	LAST 10	STRENGTH OF	OPP. STRENGTH	TEAM	ADJ.	CONF.	ADJ CONF.
Average RPI Loss:	144	RECORD	PCT. RANK	GAMES	SCHEDULE	OF SCHEDULE	RPI	RPI	RPI	RPI
DIV. I ONLY	4- 6	204	3- 6	252	223	241	241	22	22	
DIV. I NON-CONF.	4- 6	203	4- 6	256	224	244	244	22	22	

TOTALS	RPI 1-25		RPI 26-50		W-L RECORDS		RPI 51-100		RPI 101-150	RPI 150+
4- 6	0- 1		0- 1		OVERALL		0- 0		0- 0	4- 4
2- 2	0- 0		0- 0		HOME		0- 0		0- 0	2- 2
1- 3	0- 1		0- 1		AWAY		0- 0		0- 0	1- 1
1- 1	0- 0		0- 0		NEUTRAL		0- 0		0- 0	1- 1
4- 6	0- 1		0- 1		NON-CONFERENCE		0- 0		0- 0	4- 4
2- 2	0- 0		0- 0		HOME		0- 0		0- 0	2- 2
1- 3	0- 1		0- 1		AWAY		0- 0		0- 0	1- 1
1- 1	0- 0		0- 0		NEUTRAL		0- 0		0- 0	1- 1
0- 0	0- 0		0- 0		CONFERENCE		0- 0		0- 0	0- 0
0- 0	0- 0		0- 0		HOME		0- 0		0- 0	0- 0
0- 0	0- 0		0- 0		AWAY		0- 0		0- 0	0- 0
0- 0	0- 0		0- 0		NEUTRAL		0- 0		0- 0	0- 0

RPI 1-25									
RPI	S	Opponent	Score						
25	A	Kansas St.	45	84					
RPI 26-50									
RPI	S	Opponent	Score						
27	A	Iowa	81	96					
RPI 51-100									
RPI	S	Opponent	Score						
166	H	Ill.-Chicago	70	78					
177	A	North Dakota	67	78					
186	H	Southeast Mo. St.	84	89					
199	H	SIUE	78	74					
249	N	Bethune-Cookman	75	59					
285	N	Towson	77	83					
304	H	Chicago St.	88	50					
342	A	Eastern Ill.	92	69					
Team's RPI: 241									
LAST 12 Division I GAMES:									
25	A	Kansas St.	45	84	342	A	Eastern Ill.	92	69
166	H	Ill.-Chicago	70	78	249	N	Bethune-Cookman	75	59
177	A	North Dakota	67	78	285	N	Towson	77	83
199	H	SIUE	78	74	186	H	Southeast Mo. St.	84	89
					304	H	Chicago St.	88	50
					27	A	Iowa	81	96

Non-Div I Games:	Ashford	86	58	Central Methodist	108	46
------------------	---------	----	----	-------------------	-----	----

Western Ill.

■ Loss, ■ Non-Conf, S Site, H Home A Away N Neutral

Average RPI Win:	189	WON-LOST	WINNING	LAST 10	STRENGTH OF	OPP. STRENGTH	TEAM	ADJ.	CONF.	ADJ CONF.
Average RPI Loss:	137	RECORD	PCT. RANK	GAMES	SCHEDULE	OF SCHEDULE	RPI	RPI	RPI	RPI
DIV. I ONLY	7- 2	55	7- 2	253	78	84	84	11	11	
DIV. I NON-CONF.	7- 2	54	7- 2	257	78	84	84	11	11	
TOTALS	RPI 1-25	RPI 26-50	W-L RECORDS	RPI 51-100	RPI 101-150	RPI 150+				
7- 2	0- 0	0- 0	OVERALL	1- 1	1- 0	5- 1				
3- 0	0- 0	0- 0	HOME	1- 0	0- 0	2- 0				
3- 2	0- 0	0- 0	AWAY	0- 1	1- 0	2- 1				
1- 0	0- 0	0- 0	NEUTRAL	0- 0	0- 0	1- 0				
7- 2	0- 0	0- 0	NON-CONFERENCE	1- 1	1- 0	5- 1				
3- 0	0- 0	0- 0	HOME	1- 0	0- 0	2- 0				
3- 2	0- 0	0- 0	AWAY	0- 1	1- 0	2- 1				
1- 0	0- 0	0- 0	NEUTRAL	0- 0	0- 0	1- 0				
0- 0	0- 0	0- 0	CONFERENCE	0- 0	0- 0	0- 0				
0- 0	0- 0	0- 0	HOME	0- 0	0- 0	0- 0				
0- 0	0- 0	0- 0	AWAY	0- 0	0- 0	0- 0				
0- 0	0- 0	0- 0	NEUTRAL	0- 0	0- 0	0- 0				

RPI 1-25				RPI 26-50				RPI 51-100				Team's RPI: 84	RPI 101+			
RPI	S	Opponent	Score	RPI	S	Opponent	Score	RPI	S	Opponent	Score		RPI	S	Opponent	Score
								64	H	Louisville	71 69		105	A	Texas-Arlington	73 64
								91	A	Ball St.	60 74		157	A	Col. of Charleston	78 44
													182	A	Ole Miss	53 59
													183	H	Eastern Ky.	76 60
													209	N	George Mason	84 58
													271	H	Austin Peay	88 69
													335	A	Lipscomb	64 56
LAST 12 Division I GAMES:																
				335	A	Lipscomb	64 56						182	A	Ole Miss	53 59
				157	A	Col. of Charleston	78 44						209	N	George Mason	84 58
				183	H	Eastern Ky.	76 60						64	H	Louisville	71 69
				105	A	Texas-Arlington	73 64						91	A	Ball St.	60 74
				271	H	Austin Peay	88 69									

Non-Div I Games: Alas. Anchorage 62 58

Western Ky.

■ Loss,
 ■ Non-Conf, S Site,
 ■ Home
 ■ Away
 N Neutral

Average RPI Win:	239	WON-LOST	WINNING	LAST 10	STRENGTH OF	OPP. STRENGTH	TEAM	ADJ.	CONF.	ADJ CONF.
Average RPI Loss:	57	RECORD	PCT. RANK	GAMES	SCHEDULE	OF SCHEDULE	RPI	RPI	RPI	RPI
DIV. I ONLY	6- 4	121	6- 4	128	156	95	95	10	10	
DIV. I NON-CONF.	6- 4	123	6- 4	130	158	94	94	10	10	
TOTALS	RPI 1-25	RPI 26-50	W-L RECORDS	RPI 51-100	RPI 101-150	RPI 150+				
6- 4	0- 1	0- 0	OVERALL	0- 3	0- 0	6- 0				
2- 0	0- 0	0- 0	HOME	0- 0	0- 0	2- 0				
3- 2	0- 1	0- 0	AWAY	0- 1	0- 0	3- 0				
1- 2	0- 0	0- 0	NEUTRAL	0- 2	0- 0	1- 0				
6- 4	0- 1	0- 0	NON-CONFERENCE	0- 3	0- 0	6- 0				
2- 0	0- 0	0- 0	HOME	0- 0	0- 0	2- 0				
3- 2	0- 1	0- 0	AWAY	0- 1	0- 0	3- 0				
1- 2	0- 0	0- 0	NEUTRAL	0- 2	0- 0	1- 0				
0- 0	0- 0	0- 0	CONFERENCE	0- 0	0- 0	0- 0				
0- 0	0- 0	0- 0	HOME	0- 0	0- 0	0- 0				
0- 0	0- 0	0- 0	AWAY	0- 0	0- 0	0- 0				
0- 0	0- 0	0- 0	NEUTRAL	0- 0	0- 0	0- 0				

RPI 1-25				RPI 26-50				RPI 51-100				Team's RPI: 95	RPI 101+			
RPI	S	Opponent	Score	RPI	S	Opponent	Score	RPI	S	Opponent	Score		RPI	S	Opponent	Score
21	A	Michigan St.	40 78					58	N	FGCU	42 60		153	A	Loyola Chicago	68 45
								71	N	Mississippi St.	68 90		216	A	Bradley	72 59
								76	A	Northwestern	62 86		217	H	Detroit	70 66
													222	N	Gardner-Webb	71 44
													304	H	Chicago St.	65 56
													324	A	IPFW	70 48
LAST 12 Division I GAMES:																
				222	N	Gardner-Webb	71 44					58	N	FGCU	42 60	
				217	H	Detroit	70 66					71	N	Mississippi St.	68 90	
				153	A	Loyola Chicago	68 45					304	H	Chicago St.	65 56	
				324	A	IPFW	70 48					21	A	Michigan St.	40 78	
				216	A	Bradley	72 59									
				76	A	Northwestern	62 86									

Non-Div I Games: Wis.-Parkside 56 49

Western Mich.

Average RPI Win:	300	WON-LOST	WINNING	LAST 10	STRENGTH OF	OPP. STRENGTH	TEAM	ADJ.	CONF.	ADJ CONF.
Average RPI Loss:	137	RECORD	PCT. RANK	GAMES	SCHEDULE	OF SCHEDULE	RPI	RPI	RPI	RPI
DIV. I ONLY	3- 8	263	1- 0	181	233	266	266	18	18	
DIV. I NON-CONF.	3- 8	262	1- 0	184	235	269	269	18	18	
TOTALS	RPI 1-25	RPI 26-50	W-L RECORDS	RPI 51-100	RPI 101-150	RPI 150+				
3- 8	0- 1	0- 1	OVERALL	0- 1	0- 1	3- 4				
2- 4	0- 1	0- 1	HOME	0- 0	0- 0	2- 2				
1- 3	0- 0	0- 0	AWAY	0- 1	0- 1	1- 1				
0- 1	0- 0	0- 0	NEUTRAL	0- 0	0- 0	0- 1				
3- 8	0- 1	0- 1	NON-CONFERENCE	0- 1	0- 1	3- 4				
2- 4	0- 1	0- 1	HOME	0- 0	0- 0	2- 2				
1- 3	0- 0	0- 0	AWAY	0- 1	0- 1	1- 1				
0- 1	0- 0	0- 0	NEUTRAL	0- 0	0- 0	0- 1				
0- 0	0- 0	0- 0	CONFERENCE	0- 0	0- 0	0- 0				
0- 0	0- 0	0- 0	HOME	0- 0	0- 0	0- 0				
0- 0	0- 0	0- 0	AWAY	0- 0	0- 0	0- 0				
0- 0	0- 0	0- 0	NEUTRAL	0- 0	0- 0	0- 0				

RPI	S	Opponent	Score	RPI	S	Opponent	Score	RPI	S	Opponent	Score	RPI	S	Opponent	Score	Team's RPI: 266
6	H	Tennessee	51 58	36	H	Missouri	37 57	77	A	Arkansas St.	40 67	125	A	Creighton	54 79	
												186	H	Southeast Mo. St.	62 66	
												191	N	Richmond	50 63	
												227	H	Eastern Wash.	62 67	
												246	A	Tennessee Tech	48 54	
												275	H	Prairie View	64 36	
												287	H	N.C. A&T	55 53	
												338	A	FIU	76 62	
LAST 12 Division I GAMES:																
227	H	Eastern Wash.	62 67	338	A	FIU	76 62	246	A	Tennessee Tech	48 54	287	H	N.C. A&T	55 53	
6	H	Tennessee	51 58	275	H	Prairie View	64 36	125	A	Creighton	54 79					
186	H	Southeast Mo. St.	62 66													
191	N	Richmond	50 63													
77	A	Arkansas St.	40 67													
36	H	Missouri	37 57													

Non-Div I Games:

Wichita St.

William & Mary

Through Games Of Dec. 27, 2015

Average RPI Win:	270	WON-LOST	WINNING	LAST 10	STRENGTH OF	OPP. STRENGTH	TEAM	ADJ.	CONF.	ADJ CONF.
Average RPI Loss:	131	RECORD	PCT. RANK	GAMES	SCHEDULE	OF SCHEDULE	RPI	RPI	RPI	RPI
DIV. I ONLY	8- 2	49	8- 2	348	136	175	175	13	13	
DIV. I NON-CONF.	8- 2	49	8- 2	348	138	176	176	13	13	
TOTALS	RPI 1-25	RPI 26-50	W-L RECORDS	RPI 51-100	RPI 101-150	RPI 150+				
8- 2	0- 0	0- 0	OVERALL	0- 1	0- 0	8- 1				
4- 0	0- 0	0- 0	HOME	0- 0	0- 0	4- 0				
4- 2	0- 0	0- 0	AWAY	0- 0	0- 0	4- 0				
0- 0	0- 0	0- 0	NEUTRAL	0- 0	0- 0	0- 0				
8- 2	0- 0	0- 0	NON-CONFERENCE	0- 1	0- 0	8- 1				
4- 0	0- 0	0- 0	HOME	0- 0	0- 0	4- 0				
4- 2	0- 0	0- 0	AWAY	0- 1	0- 0	4- 1				
0- 0	0- 0	0- 0	NEUTRAL	0- 0	0- 0	0- 0				
0- 0	0- 0	0- 0	CONFERENCE	0- 0	0- 0	0- 0				
0- 0	0- 0	0- 0	HOME	0- 0	0- 0	0- 0				
0- 0	0- 0	0- 0	AWAY	0- 0	0- 0	0- 0				
0- 0	0- 0	0- 0	NEUTRAL	0- 0	0- 0	0- 0				

RPI 1-25				RPI 26-50				RPI 51-100				RPI 101+				Team's RPI: 175	
RPI	S	Opponent	Score	RPI	S	Opponent	Score	RPI	S	Opponent	Score	RPI	S	Opponent	Score		
								70	A	VCU	47	73	191	A	Richmond	50	56
												195	H	American	62	51	
												205	A	Clemson	58	41	
												238	H	Grambling	74	55	
												291	A	Loyola Maryland	62	61	
												294	A	Delaware St.	65	59	
												295	A	Mt. St. Mary's	76	74	
												308	H	Wofford	75	55	
												334	H	Norfolk St.	67	47	
LAST 12 Division I GAMES:																	
195	H	American	62	51	70	A	VCU	47	73	334	H	Norfolk St.	67	47			
291	A	Loyola Maryland	62	61	205	A	Clemson	58	41	308	H	Wofford	75	55			
191	A	Richmond	50	56	294	A	Delaware St.	65	59								
238	H	Grambling	74	55													
295	A	Mt. St. Mary's	76	74													

Non-Div I Games:

William & Mary

■ Loss,
 ■ Non-Conf,
 ■ S Site,
 ■ H Home
 ■ A Away
 N Neutral

Average RPI Win:	286	WON-LOST	WINNING	LAST 10	STRENGTH OF	OPP. STRENGTH	TEAM	ADJ.	CONF.	ADJ CONF.
Average RPI Loss:	113	RECORD	PCT. RANK	GAMES	SCHEDULE	OF SCHEDULE	RPI	RPI	RPI	RPI
DIV. I ONLY	2- 9	303	2- 8	73	204	235	235	27	27	
DIV. I NON-CONF.	1- 8	317	1- 8	50	127	228	228	26	26	
TOTALS	RPI 1-25	RPI 26-50	W-L RECORDS	RPI 51-100	RPI 101-150	RPI 150+				
2- 9	0- 2	0- 1	OVERALL	0- 1	0- 1	2- 4				
2- 0	0- 0	0- 0	HOME	0- 0	0- 0	2- 0				
0- 8	0- 2	0- 1	AWAY	0- 0	0- 1	0- 4				
0- 1	0- 0	0- 0	NEUTRAL	0- 1	0- 0	0- 0				
1- 8	0- 2	0- 1	NON-CONFERENCE	0- 1	0- 1	1- 3				
1- 0	0- 0	0- 0	HOME	0- 0	0- 0	1- 0				
0- 7	0- 2	0- 1	AWAY	0- 0	0- 1	0- 3				
0- 1	0- 0	0- 0	NEUTRAL	0- 1	0- 0	0- 0				
1- 1	0- 0	0- 0	CONFERENCE	0- 0	0- 0	1- 1				
1- 0	0- 0	0- 0	HOME	0- 0	0- 0	1- 0				
0- 1	0- 0	0- 0	AWAY	0- 0	0- 0	0- 1				
0- 0	0- 0	0- 0	NEUTRAL	0- 0	0- 0	0- 0				

RPI 1-25				RPI 26-50				RPI 51-100				RPI 101+ Team's RPI: 235			
RPI	S	Opponent	Score	RPI	S	Opponent	Score	RPI	S	Opponent	Score	RPI	S	Opponent	Score
7	A	Duke	50 78	43	A	Oklahoma	48 78	61	N	Ohio	54 75	101	A	Auburn	33 76
8	A	South Carolina	37 86									155	A	Akron	59 76
												157	A	Col. of Charleston	63 77
												165	A	Furman	52 71
												222	H	Gardner-Webb	81 62
												317	A	Charleston So.	51 54
												349	H	N.C. Central	62 39
LAST 12 Division I GAMES:															
157	A	Col. of Charleston	63 77	101	A	Auburn	33 76								
61	N	Ohio	54 75	8	A	South Carolina	37 86								
155	A	Akron	59 76	222	H	Gardner-Webb	81 62								
7	A	Duke	50 78	317	A	Charleston So.	51 54								
43	A	Oklahoma	48 78	349	H	N.C. Central	62 39								
				165	A	Furman	52 71								

Non-Div I Games:

Winthrop

■ Loss,
 ■ Non-Conf,
 ■ S Site,
 ■ H Home
 ■ A Away
 N Neutral

Average RPI Win:	214	WON-LOST	WINNING	LAST 10	STRENGTH OF	OPP. STRENGTH	TEAM	ADJ.	CONF.	ADJ CONF.
Average RPI Loss:	74	RECORD	PCT. RANK	GAMES	SCHEDULE	OF SCHEDULE	RPI	RPI	RPI	RPI
DIV. I ONLY	4- 6	204	4- 6	34	107	137	137	3	3	
DIV. I NON-CONF.	4- 6	203	4- 6	39	103	138	138	3	3	
TOTALS	RPI 1-25	RPI 26-50	W-L RECORDS	RPI 51-100	RPI 101-150	RPI 150+				
4- 6	0- 2	0- 1	OVERALL	0- 2	1- 0	3- 1				
2- 3	0- 1	0- 1	HOME	0- 1	0- 0	2- 0				
1- 3	0- 1	0- 0	AWAY	0- 1	1- 0	0- 1				
1- 0	0- 0	0- 0	NEUTRAL	0- 0	0- 0	1- 0				
4- 6	0- 2	0- 1	NON-CONFERENCE	0- 2	1- 0	3- 1				
2- 3	0- 1	0- 1	HOME	0- 1	0- 0	2- 0				
1- 3	0- 1	0- 0	AWAY	0- 1	1- 0	0- 1				
1- 0	0- 0	0- 0	NEUTRAL	0- 0	0- 0	1- 0				
0- 0	0- 0	0- 0	CONFERENCE	0- 0	0- 0	0- 0				
0- 0	0- 0	0- 0	HOME	0- 0	0- 0	0- 0				
0- 0	0- 0	0- 0	AWAY	0- 0	0- 0	0- 0				
0- 0	0- 0	0- 0	NEUTRAL	0- 0	0- 0	0- 0				

RPI 1-25				RPI 26-50				RPI 51-100				RPI 101+ Team's RPI: 137			
RPI	S	Opponent	Score	RPI	S	Opponent	Score	RPI	S	Opponent	Score	RPI	S	Opponent	Score
10	H	Green Bay	58 72	29	H	Florida	75 91	65	H	Drake	70 89	147	A	Wake Forest	64 51
14	A	Dayton	64 87					86	A	Marquette	61 77	225	H	Louisiana Tech	79 65
												232	N	Delaware	54 52
												240	A	San Diego St.	57 63
												252	H	Northern Ill.	89 62
LAST 12 Division I GAMES:															
252	H	Northern Ill.	89 62	29	H	Florida	75 91	86	A	Marquette	61 77				
10	H	Green Bay	58 72					147	A	Wake Forest	64 51				
65	H	Drake	70 89					240	A	San Diego St.	57 63				
225	H	Louisiana Tech	79 65					232	N	Delaware	54 52				
								14	A	Dayton	64 87				

Non-Div I Games:

Wisconsin

Wofford

Through Games Of Dec. 27, 2015

Average RPI Win:	299	WON-LOST	WINNING	LAST 10	STRENGTH OF	OPP. STRENGTH	TEAM	ADJ.	CONF.	ADJ CONF.
Average RPI Loss:	199	RECORD	PCT. RANK	GAMES	SCHEDULE	OF SCHEDULE	RPI	RPI	RPI	RPI
DIV. I ONLY	3- 8	263	3- 6	232	349	308	308	15	15	
DIV. I NON-CONF.	3- 8	262	3- 8	238	349	311	311	15	15	
TOTALS	RPI 1-25	RPI 26-50	W-L RECORDS	RPI 51-100	RPI 101-150	RPI 150+				
3- 8	0- 0	0- 0	OVERALL	0- 1	0- 1	3- 6				
3- 1	0- 0	0- 0	HOME	0- 0	0- 0	3- 1				
0- 7	0- 0	0- 0	AWAY	0- 1	0- 1	0- 5				
0- 0	0- 0	0- 0	NEUTRAL	0- 0	0- 0	0- 0				
3- 8	0- 0	0- 0	NON-CONFERENCE	0- 1	0- 1	3- 6				
3- 1	0- 0	0- 0	HOME	0- 0	0- 0	3- 1				
0- 7	0- 0	0- 0	AWAY	0- 1	0- 1	0- 5				
0- 0	0- 0	0- 0	NEUTRAL	0- 0	0- 0	0- 0				
0- 0	0- 0	0- 0	CONFERENCE	0- 0	0- 0	0- 0				
0- 0	0- 0	0- 0	HOME	0- 0	0- 0	0- 0				
0- 0	0- 0	0- 0	AWAY	0- 0	0- 0	0- 0				
0- 0	0- 0	0- 0	NEUTRAL	0- 0	0- 0	0- 0				

RPI S	Opponent	Score	RPI S	Opponent	Score	RPI S	Opponent	Score	RPI S	Opponent	Score
						74	A Virginia Tech	42 73	107	A Minnesota	54 98
									161	H UNC Asheville	63 70
									175	A William & Mary	55 75
									222	A Gardner-Webb	61 64
									226	H Radford	79 70
									243	A South Carolina St.	47 60
									293	A Coastal Caro.	69 83
									317	A Charleston So.	64 74
									321	H Jacksonville St.	66 54
									349	H N.C. Central	60 37
LAST 12 Division I GAMES:											
293	A Coastal Caro.	69 83	243	A South Carolina St.	47 60						
226	H Radford	79 70	321	H Jacksonville St.	66 54						
349	H N.C. Central	60 37	74	A Virginia Tech	42 73						
175	A William & Mary	55 75	317	A Charleston So.	64 74						
107	A Minnesota	54 98	222	A Gardner-Webb	61 64						
			161	H UNC Asheville	63 70						

Non-Div I Games: Bluefield Col. 69 58

Wofford

Loss, Non-Conf, S Site, H Home A Away N Neutral

Average RPI Win:	231	WON-LOST	WINNING	LAST 10	STRENGTH OF	OPP. STRENGTH	TEAM	ADJ.	CONF.	ADJ CONF.
Average RPI Loss:	24	RECORD	PCT. RANK	GAMES	SCHEDULE	OF SCHEDULE	RPI	RPI	RPI	RPI
DIV. I ONLY	8- 3	71	6- 2	186	117	106	106	14	14	
DIV. I NON-CONF.	8- 3	72	8- 2	193	116	104	104	14	14	
TOTALS	RPI 1-25	RPI 26-50	W-L RECORDS	RPI 51-100	RPI 101-150	RPI 150+				
8- 3	0- 1	0- 2	OVERALL	1- 0	1- 0	6- 0				
4- 1	0- 1	0- 0	HOME	0- 0	1- 0	3- 0				
2- 1	0- 0	0- 1	AWAY	0- 0	0- 0	2- 0				
2- 1	0- 0	0- 1	NEUTRAL	1- 0	0- 0	1- 0				
8- 3	0- 1	0- 2	NON-CONFERENCE	1- 0	1- 0	6- 0				
4- 1	0- 1	0- 0	HOME	0- 0	1- 0	3- 0				
2- 1	0- 0	0- 1	AWAY	0- 0	0- 0	2- 0				
2- 1	0- 0	0- 1	NEUTRAL	1- 0	0- 0	1- 0				
0- 0	0- 0	0- 0	CONFERENCE	0- 0	0- 0	0- 0				
0- 0	0- 0	0- 0	HOME	0- 0	0- 0	0- 0				
0- 0	0- 0	0- 0	AWAY	0- 0	0- 0	0- 0				
0- 0	0- 0	0- 0	NEUTRAL	0- 0	0- 0	0- 0				

RPI 1-25				RPI 26-50				RPI 51-100				RPI 101+ Team's RPI: 106			
RPI	S	Opponent	Score	RPI	S	Opponent	Score	RPI	S	Opponent	Score	RPI	S	Opponent	Score
11	H	Georgia	57 63	27	N	Iowa	77 83	72	N	George Washington	77 71	148	H	Butler	66 53
				33	A	Miami (FL)	67 80					183	A	Eastern Ky.	71 69
												204	N	Houston	75 61
												271	H	Austin Peay	77 56
												305	H	Southeastern La.	106 72
												328	A	Kent St.	73 68
												335	H	Lipscomb	92 65
LAST 12 Division I GAMES:															
11	H	Georgia	57 63	27	N	Iowa	77 83	305	H	Southeastern La.	106 72	271	H	Austin Peay	77 56
183	A	Eastern Ky.	71 69					335	H	Lipscomb	92 65	328	A	Kent St.	73 68
148	H	Butler	66 53					33	A	Miami (FL)	67 80				
		72 N George Washington	77 71												
		204 N Houston	75 61												

Non-Div I Games: Mt. St. Joseph 117 26 Cincinnati Christian 107 44

Wright St.

Average RPI Win:	228	WON-LOST	WINNING	LAST 10	STRENGTH OF	OPP. STRENGTH	TEAM	ADJ.	CONF.	ADJ CONF.
Average RPI Loss:	65	RECORD	PCT. RANK	GAMES	SCHEDULE	OF SCHEDULE	RPI	RPI	RPI	RPI
DIV. I ONLY	6- 3	98	6- 3	213	61	124	124	17	17	
DIV. I NON-CONF.	6- 3	97	6- 3	217	62	126	126	17	17	
TOTALS	RPI 1-25	RPI 26-50	W-L RECORDS	RPI 51-100	RPI 101-150	RPI 150+				
6- 3	0- 0	0- 1	OVERALL	0- 2	1- 0	5- 0				
4- 1	0- 0	0- 1	HOME	0- 0	1- 0	3- 0				
2- 2	0- 0	0- 0	AWAY	0- 2	0- 0	2- 0				
0- 0	0- 0	0- 0	NEUTRAL	0- 0	0- 0	0- 0				
6- 3	0- 0	0- 1	NON-CONFERENCE	0- 2	1- 0	5- 0				
4- 1	0- 0	0- 1	HOME	0- 0	1- 0	3- 0				
2- 2	0- 0	0- 0	AWAY	0- 2	0- 0	2- 0				
0- 0	0- 0	0- 0	NEUTRAL	0- 0	0- 0	0- 0				
0- 0	0- 0	0- 0	CONFERENCE	0- 0	0- 0	0- 0				
0- 0	0- 0	0- 0	HOME	0- 0	0- 0	0- 0				
0- 0	0- 0	0- 0	AWAY	0- 0	0- 0	0- 0				
0- 0	0- 0	0- 0	NEUTRAL	0- 0	0- 0	0- 0				

RPI 1-25			RPI 26-50			RPI 51-100			RPI 101+ Team's RPI: 124		
RPI S	Opponent	Score	RPI S	Opponent	Score	RPI S	Opponent	Score	RPI S	Opponent	Score
			46 H St. Mary's (CA)		64 70	51 A Gonzaga		57 61	127 H Colorado		77 68
						99 A Idaho		57 61	167 H Montana		68 61
									206 H Montana St.		75 69
									272 H UC Santa Barbara		76 67
									286 A Denver		75 64
									309 A Cal St. Fullerton		61 56
LAST 12 Division I GAMES:											
			127 H Colorado		77 68	272 H UC Santa Barbara		76 67			
			206 H Montana St.		75 69	309 A Cal St. Fullerton		61 56			
			167 H Montana		68 61	46 H St. Mary's (CA)		64 70			
			286 A Denver		75 64						
			99 A Idaho		57 61						
			51 A Gonzaga		57 61						

Non-Div I Games: Chadron St. 81 53

Average RPI Win:	265	WON-LOST	WINNING	LAST 10	STRENGTH OF	OPP. STRENGTH	TEAM	ADJ.	CONF.	ADJ CONF.
Average RPI Loss:	97	RECORD	PCT. RANK	GAMES	SCHEDULE	OF SCHEDULE	RPI	RPI	RPI	RPI
DIV. I ONLY	9- 2	36	8- 2	343	104	211	211	6	6	
DIV. I NON-CONF.	9- 2	36	9- 2	343	100	213	213	6	6	
TOTALS	RPI 1-25	RPI 26-50	W-L RECORDS	RPI 51-100	RPI 101-150	RPI 150+				
9- 2	0- 0	0- 0	OVERALL	0- 1	0- 1	9- 0				
9- 1	0- 0	0- 0	HOME	0- 0	0- 1	9- 0				
0- 1	0- 0	0- 0	AWAY	0- 0	0- 0	0- 0				
0- 0	0- 0	0- 0	NEUTRAL	0- 0	0- 0	0- 0				
9- 2	0- 0	0- 0	NON-CONFERENCE	0- 1	0- 1	9- 0				
9- 1	0- 0	0- 0	HOME	0- 0	0- 1	9- 0				
0- 1	0- 0	0- 0	AWAY	0- 1	0- 0	0- 0				
0- 0	0- 0	0- 0	NEUTRAL	0- 0	0- 0	0- 0				
0- 0	0- 0	0- 0	CONFERENCE	0- 0	0- 0	0- 0				
0- 0	0- 0	0- 0	HOME	0- 0	0- 0	0- 0				
0- 0	0- 0	0- 0	AWAY	0- 0	0- 0	0- 0				
0- 0	0- 0	0- 0	NEUTRAL	0- 0	0- 0	0- 0				

RPI 1-25				RPI 26-50				RPI 51-100				RPI 101+				Team's RPI: 211	
RPI	S	Opponent	Score	RPI	S	Opponent	Score	RPI	S	Opponent	Score	RPI	S	Opponent	Score		
								83	A	Michigan	54	92	111	H	Middle Tenn.	53	62
												179	H	Cincinnati	65	56	
												226	H	Radford	63	56	
												246	H	Tennessee Tech	64	47	
												269	H	UMES	61	56	
												274	H	Binghamton	64	55	
												282	H	Evansville	65	57	
												296	H	Howard	70	47	
												305	H	Southeastern La.	67	27	
												311	H	Kennesaw St.	62	59	
LAST 12 Division I GAMES:																	
226	H	Radford	63	56	311	H	Kennesaw St.	62	59								
111	H	Middle Tenn.	53	62	296	H	Howard	70	47								
246	H	Tennessee Tech	64	47	179	H	Cincinnati	65	56								
274	H	Binghamton	64	55	83	A	Michigan	54	92								
305	H	Southeastern La.	67	27	282	H	Evansville	65	57								
269	H	UMES	61	56													

Non-Div I Games:

Xavier

Average RPI Win:	251	WON-LOST	WINNING	LAST 10	STRENGTH OF	OPP. STRENGTH	TEAM	ADJ.	CONF.	ADJ CONF.
Average RPI Loss:	53	RECORD	PCT. RANK	GAMES	SCHEDULE	OF SCHEDULE	RPI	RPI	RPI	RPI
DIV. I ONLY	7- 5	134	6- 4	118	155	135	135	12	12	
DIV. I NON-CONF.	7- 5	137	7- 4	119	157	137	137	12	12	
TOTALS	RPI 1-25	RPI 26-50	W-L RECORDS	RPI 51-100	RPI 101-150	RPI 150+				
7- 5	0- 1	0- 2	OVERALL	0- 1	2- 1	5- 0				
5- 1	0- 0	0- 0	HOME	0- 1	1- 0	4- 0				
0- 3	0- 1	0- 1	AWAY	0- 0	0- 1	0- 0				
2- 1	0- 0	0- 1	NEUTRAL	0- 0	1- 0	1- 0				
7- 5	0- 1	0- 2	NON-CONFERENCE	0- 1	2- 1	5- 0				
5- 1	0- 0	0- 0	HOME	0- 1	1- 0	4- 0				
0- 3	0- 1	0- 1	AWAY	0- 0	0- 1	0- 0				
2- 1	0- 0	0- 1	NEUTRAL	0- 0	1- 0	1- 0				
0- 0	0- 0	0- 0	CONFERENCE	0- 0	0- 0	0- 0				
0- 0	0- 0	0- 0	HOME	0- 0	0- 0	0- 0				
0- 0	0- 0	0- 0	AWAY	0- 0	0- 0	0- 0				
0- 0	0- 0	0- 0	NEUTRAL	0- 0	0- 0	0- 0				

RPI 1-25				RPI 26-50				RPI 51-100				RPI 101+ Team's RPI: 135			
RPI	S	Opponent	Score	RPI	S	Opponent	Score	RPI	S	Opponent	Score	RPI	S	Opponent	Score
14	A	Dayton	75 81	31	A	St. John's (NY)	56 69	59	H	Army West Point	61 65	109	N	Iona	63 48
				39	N	West Virginia	60 70					120	A	North Carolina	63 70
												146	H	Stony Brook	62 57
												256	H	Manhattan	62 36
												301	N	Fairleigh Dickinson	77 58
												303	H	Holy Cross	69 59
												306	H	Wagner	78 60
												339	H	Illinois St.	60 47
LAST 12 Division I GAMES:															
59	H	Army West Point	61 65	339	H	Illinois St.	60 47								
256	H	Manhattan	62 36	146	H	Stony Brook	62 57								
39	N	West Virginia	60 70	31	A	St. John's (NY)	56 69								
303	H	Holy Cross	69 59	306	H	Wagner	78 60								
120	A	North Carolina	63 70	109	N	Iona	63 48								
301	N	Fairleigh Dickinson	77 58	14	A	Dayton	75 81								

Non-Div I Games: Albertus Magnus 67 34

Yale

Average RPI Win:	220	WON-LOST	WINNING	LAST 10	STRENGTH OF	OPP. STRENGTH	TEAM	ADJ.	CONF.	ADJ CONF.
Average RPI Loss:	162	RECORD	PCT. RANK	GAMES	SCHEDULE	OF SCHEDULE	RPI	RPI	RPI	RPI
DIV. I ONLY	7- 2	55	6- 2	255	220	100	100	14	14	
DIV. I NON-CONF.	6- 2	63	6- 2	282	176	118	118	14	14	
TOTALS	RPI 1-25	RPI 26-50	W-L RECORDS	RPI 51-100	RPI 101-150	RPI 150+				
7- 2	0- 0	0- 0	OVERALL	0- 0	2- 0	5- 2				
4- 0	0- 0	0- 0	HOME	0- 0	2- 0	2- 0				
3- 2	0- 0	0- 0	AWAY	0- 0	0- 0	3- 2				
0- 0	0- 0	0- 0	NEUTRAL	0- 0	0- 0	0- 0				
6- 2	0- 0	0- 0	NON-CONFERENCE	0- 0	2- 0	4- 2				
4- 0	0- 0	0- 0	HOME	0- 0	2- 0	2- 0				
2- 2	0- 0	0- 0	AWAY	0- 0	0- 0	2- 2				
0- 0	0- 0	0- 0	NEUTRAL	0- 0	0- 0	0- 0				
1- 0	0- 0	0- 0	CONFERENCE	0- 0	0- 0	1- 0				
0- 0	0- 0	0- 0	HOME	0- 0	0- 0	0- 0				
1- 0	0- 0	0- 0	AWAY	0- 0	0- 0	1- 0				
0- 0	0- 0	0- 0	NEUTRAL	0- 0	0- 0	0- 0				

RPI 1-25				RPI 26-50				RPI 51-100				Team's RPI: 100		RPI 101+			
RPI	S	Opponent	Score	RPI	S	Opponent	Score	RPI	S	Opponent	Score			RPI	S	Opponent	Score
														104	H	Canisius	53 51
														141	H	Robert Morris	55 46
														155	A	Akron	49 74
														169	A	Penn St.	51 68
														173	A	Bucknell	55 47
														226	H	Radford	54 53
														245	A	Oakland	96 77
														326	A	Niagara	71 54
														328	H	Kent St.	91 61
LAST 12 Division I GAMES:																	
				245	A	Oakland	96 77					155	A	Akron	49 74		
				141	H	Robert Morris	55 46					328	H	Kent St.	91 61		
				226	H	Radford	54 53					169	A	Penn St.	51 68		
				326	A	Niagara	71 54					173	A	Bucknell	55 47		
				104	H	Canisius	53 51										

Non-Div I Games: Lake Erie 89 61 Salem Int'l 80 40

Youngstown St.