

Average RPI Win:	197	WON-LOST	WINNING	LAST 10	STRENGTH OF	OPP. STRENGTH	TEAM	ADJ.	CONF.	ADJ CONF.
Average RPI Loss:	93	RECORD	PCT. RANK	GAMES	SCHEDULE	OF SCHEDULE	RPI	RPI	RPI	RPI
DIV. I ONLY	2- 2	160	2- 2	284	34	270	270	24	24	
DIV. I NON-CONF.	2- 2	161	2- 2	285	34	273	273	26	26	
TOTALS	RPI 1-25	RPI 26-50	W-L RECORDS	RPI 51-100	RPI 101-150	RPI 150+				
2- 2	0- 0	0- 0	OVERALL	0- 1	1- 1	1- 0				
2- 2	0- 0	0- 0	HOME	0- 1	1- 1	1- 0				
0- 0	0- 0	0- 0	AWAY	0- 0	0- 0	0- 0				
0- 0	0- 0	0- 0	NEUTRAL	0- 0	0- 0	0- 0				
2- 2	0- 0	0- 0	NON-CONFERENCE	0- 1	1- 1	1- 0				
2- 2	0- 0	0- 0	HOME	0- 1	1- 1	1- 0				
0- 0	0- 0	0- 0	AWAY	0- 0	0- 0	0- 0				
0- 0	0- 0	0- 0	NEUTRAL	0- 0	0- 0	0- 0				
0- 0	0- 0	0- 0	CONFERENCE	0- 0	0- 0	0- 0				
0- 0	0- 0	0- 0	HOME	0- 0	0- 0	0- 0				
0- 0	0- 0	0- 0	AWAY	0- 0	0- 0	0- 0				
0- 0	0- 0	0- 0	NEUTRAL	0- 0	0- 0	0- 0				

RPI 1-25				RPI 26-50				RPI 51-100				RPI 101+				Team's RPI: 270	
RPI	S	Opponent	Score	RPI	S	Opponent	Score	RPI	S	Opponent	Score	RPI	S	Opponent	Score		
								83	H	Cal Poly	45	56	103	H	East Carolina	46	82
													139	H	UTRGV	49	46
													255	H	Rice	60	55
LAST 12 Division I GAMES:																	
				139	H	UTRGV	49	46									
				255	H	Rice	60	55									
				103	H	East Carolina	46	82									
				83	H	Cal Poly	45	56									

Non-Div I Games: Western N.M. 57 42 Angelo St. 80 85

Average RPI Win:	199	WON-LOST	WINNING	LAST 10	STRENGTH OF	OPP. STRENGTH	TEAM	ADJ.	CONF.	ADJ CONF.
Average RPI Loss:	48	RECORD	PCT. RANK	GAMES	SCHEDULE	OF SCHEDULE	RPI	RPI	RPI	RPI

DIV. I ONLY	3- 2	131	3- 2	26	238	42	42	24	24
DIV. I NON-CONF.	3- 2	131	3- 2	30	237	42	42	26	26
TOTALS	RPI 1-25	RPI 26-50	W-L RECORDS	RPI 51-100	RPI 101-150	RPI 150+			
3- 2	0- 1	0- 0	OVERALL	0- 1	1- 0	2- 0			
1- 0	0- 0	0- 0	HOME	0- 0	0- 0	1- 0			
0- 2	0- 1	0- 0	AWAY	0- 1	0- 0	0- 0			
2- 0	0- 0	0- 0	NEUTRAL	0- 0	1- 0	1- 0			
3- 2	0- 1	0- 0	NON-CONFERENCE	0- 1	1- 0	2- 0			
1- 0	0- 0	0- 0	HOME	0- 0	0- 0	1- 0			
0- 2	0- 1	0- 0	AWAY	0- 1	0- 0	0- 0			
2- 0	0- 0	0- 0	NEUTRAL	0- 0	1- 0	1- 0			
0- 0	0- 0	0- 0	CONFERENCE	0- 0	0- 0	0- 0			
0- 0	0- 0	0- 0	HOME	0- 0	0- 0	0- 0			
0- 0	0- 0	0- 0	AWAY	0- 0	0- 0	0- 0			
0- 0	0- 0	0- 0	NEUTRAL	0- 0	0- 0	0- 0			

RPI 1-25	RPI 26-50	Team's RPI: 42	RPI 51-100	RPI 101+
RPI S Opponent Score	RPI S Opponent Score		RPI S Opponent Score	RPI S Opponent Score
25 A Kansas St. 45 76			70 A Texas Tech 65 71	145 N Eastern Mich. 83 59
				184 H UTSA 79 60
				269 N Grand Canyon 75 71
LAST 12 Division I GAMES:				
145 N Eastern Mich. 83 59	70 A Texas Tech 65 71		184 H UTSA 79 60	
269 N Grand Canyon 75 71	25 A Kansas St. 45 76			

Non-Div I Games: Southwest (NM) 91 39 Wayland Baptist 96 71 Missouri Valley 96 35

Abilene Christian

Loss, Non-Conf, S Site, H Home A Away N Neutral

Average RPI Win: 0		WON-LOST	WINNING	LAST 10	STRENGTH OF	OPP. STRENGTH	TEAM	ADJ.	CONF.	ADJ CONF.
Average RPI Loss: 194		RECORD	PCT. RANK	GAMES	SCHEDULE	OF SCHEDULE	RPI	RPI	RPI	RPI
DIV. I ONLY		0- 9	332	0- 9	223	329	339	339	18	18
DIV. I NON-CONF.		0- 9	327	0- 9	229	330	340	340	18	18
TOTALS		RPI 1-25	RPI 26-50	W-L RECORDS	RPI 51-100	RPI 101-150	RPI 150+			
0- 9	0- 0		0- 1	OVERALL	0- 1	0- 2	0- 5			
0- 3	0- 0		0- 0	HOME	0- 0	0- 1	0- 2			
0- 6	0- 0		0- 1	AWAY	0- 1	0- 1	0- 3			
0- 0	0- 0		0- 0	NEUTRAL	0- 0	0- 0	0- 0			
0- 9	0- 0		0- 1	NON-CONFERENCE	0- 1	0- 2	0- 5			
0- 3	0- 0		0- 0	HOME	0- 0	0- 1	0- 2			
0- 6	0- 0		0- 1	AWAY	0- 1	0- 1	0- 3			
0- 0	0- 0		0- 0	NEUTRAL	0- 0	0- 0	0- 0			
0- 0	0- 0		0- 0	CONFERENCE	0- 0	0- 0	0- 0			
0- 0	0- 0		0- 0	HOME	0- 0	0- 0	0- 0			
0- 0	0- 0		0- 0	AWAY	0- 0	0- 0	0- 0			
0- 0	0- 0		0- 0	NEUTRAL	0- 0	0- 0	0- 0			

[illegible]

Non-Div I Games:

Air Force

■ Loss, ■ Non-Conf, S Site, H Home A Away N Neutral

Average RPI Win:	<b>264</b>	WON-LOST	WINNING	LAST 10	STRENGTH OF	OPP. STRENGTH	TEAM	ADJ.	CONF.	ADJ CONF.
Average RPI Loss:	<b>123</b>	RECORD	PCT. RANK	GAMES	SCHEDULE	OF SCHEDULE	RPI	RPI	RPI	RPI
DIV. I ONLY	<b>3- 5</b>	<b>210</b>	<b>3- 5</b>	<b>259</b>	<b>100</b>	<b>245</b>	<b>245</b>	<b>12</b>	<b>12</b>	
DIV. I NON-CONF.	<b>3- 5</b>	<b>208</b>	<b>3- 5</b>	<b>264</b>	<b>101</b>	<b>243</b>	<b>243</b>	<b>12</b>	<b>12</b>	
TOTALS	RPI 1-25	RPI 26-50	W-L RECORDS	RPI 51-100	RPI 101-150	RPI 150+				
3- 5	0- 0	0- 0	OVERALL	0- 1	0- 3	3- 1				
2- 1	0- 0	0- 0	HOME	0- 0	0- 1	2- 0				
1- 2	0- 0	0- 0	AWAY	0- 1	0- 1	1- 0				
0- 2	0- 0	0- 0	NEUTRAL	0- 0	0- 1	0- 1				
3- 5	0- 0	0- 0	NON-CONFERENCE	0- 1	0- 3	3- 1				
2- 1	0- 0	0- 0	HOME	0- 0	0- 1	2- 0				
1- 2	0- 0	0- 0	AWAY	0- 1	0- 1	1- 0				
0- 2	0- 0	0- 0	NEUTRAL	0- 0	0- 1	0- 1				
0- 0	0- 0	0- 0	CONFERENCE	0- 0	0- 0	0- 0				
0- 0	0- 0	0- 0	HOME	0- 0	0- 0	0- 0				
0- 0	0- 0	0- 0	AWAY	0- 0	0- 0	0- 0				
0- 0	0- 0	0- 0	NEUTRAL	0- 0	0- 0	0- 0				

RPI 1-25			RPI 26-50			RPI 51-100			RPI 101+			Team's RPI: 245
RPI	S	Opponent	Score	RPI	S	Opponent	Score	RPI	S	Opponent	Score	
						81 <b>A</b> Fla. Atlantic	77 <b>91</b>			111 <b>N</b> UNI	51 <b>59</b>	
										114 <b>H</b> FGCU	64 <b>82</b>	
										119 <b>A</b> San Diego	65 <b>86</b>	
										189 <b>N</b> Northern Colo.	65 <b>78</b>	
										214 <b>H</b> Winthrop	76 59	
										288 <b>H</b> UCF	74 54	
										289 <b>A</b> Valparaiso	85 74	
LAST 12 Division I GAMES:												
214 <b>H</b> Winthrop			76 59	111 <b>N</b> UNI			51 <b>59</b>					
81 <b>A</b> Fla. Atlantic			77 <b>91</b>	289 <b>A</b> Valparaiso			85 74					
				288 <b>H</b> UCF			74 54					
				119 <b>A</b> San Diego			65 <b>86</b>					
				189 <b>N</b> Northern Colo.			65 <b>78</b>					
				114 <b>H</b> FGCU			64 <b>82</b>					

Non-Div I Games: Rochester College 103 37

Akron

  Loss, 
  Non-Conf, 
  S Site, 
  H Home 
  A Away 
N Neutral

## Alabama

Through Games Of Dec. 13, 2015

Average RPI Win:	228	WON-LOST	WINNING	LAST 10	STRENGTH OF	OPP. STRENGTH	TEAM	ADJ.	CONF.	ADJ CONF.
Average RPI Loss:	55	RECORD	PCT. RANK	GAMES	SCHEDULE	OF SCHEDULE	RPI	RPI	RPI	RPI
DIV. I ONLY	8- 1	23	8- 1	334	48	134	134	4	4	
DIV. I NON-CONF.	8- 1	23	8- 1	333	48	136	136	4	4	
TOTALS	RPI 1-25	RPI 26-50	W-L RECORDS	RPI 51-100	RPI 101-150	RPI 150+				
8- 1	0- 0	0- 0	OVERALL	1- 1	1- 0	6- 0				
6- 0	0- 0	0- 0	HOME	1- 0	0- 0	5- 0				
0- 1	0- 0	0- 0	AWAY	0- 1	0- 0	0- 0				
2- 0	0- 0	0- 0	NEUTRAL	0- 0	1- 0	1- 0				
8- 1	0- 0	0- 0	NON-CONFERENCE	1- 1	1- 0	6- 0				
6- 0	0- 0	0- 0	HOME	1- 0	0- 0	5- 0				
0- 1	0- 0	0- 0	AWAY	0- 1	0- 0	0- 0				
2- 0	0- 0	0- 0	NEUTRAL	0- 0	1- 0	1- 0				
0- 0	0- 0	0- 0	CONFERENCE	0- 0	0- 0	0- 0				
0- 0	0- 0	0- 0	HOME	0- 0	0- 0	0- 0				
0- 0	0- 0	0- 0	AWAY	0- 0	0- 0	0- 0				
0- 0	0- 0	0- 0	NEUTRAL	0- 0	0- 0	0- 0				

RPI 1-25			RPI 26-50			RPI 51-100			RPI 101+			Team's RPI: 134
RPI	S	Opponent	Score	RPI	S	Opponent	Score	RPI	S	Opponent	Score	
						55 A UT Martin	65 83	121 N Middle Tenn.			64 46	
						61 H Georgetown	78 66	172 N Utah Valley			67 60	
								268 H Georgia St.			72 56	
								286 H Alcorn			97 50	
								298 H Mississippi Val.			98 35	
								303 H Alabama A&M			96 44	
								312 H Appalachian St.			93 59	
LAST 12 Division I GAMES:												
						61 H Georgetown	78 66	121 N Middle Tenn.			64 46	
						286 H Alcorn	97 50	268 H Georgia St.			72 56	
						55 A UT Martin	65 83	298 H Mississippi Val.			98 35	
						172 N Utah Valley	67 60	312 H Appalachian St.			93 59	
								303 H Alabama A&M			96 44	

Non-Div I Games:

Alabama

■ Loss, 
 ■ Non-Conf, S Site, 
 ■ Home 
 ■ Away 
 N Neutral

Average RPI Win:	0	WON-LOST	WINNING	LAST 10	STRENGTH OF	OPP. STRENGTH	TEAM	ADJ.	CONF.	ADJ CONF.
Average RPI Loss:	173	RECORD	PCT. RANK	GAMES	SCHEDULE	OF SCHEDULE	RPI	RPI	RPI	RPI
DIV. I ONLY	0- 6	332	0- 6	72	344	303	303	30	30	
DIV. I NON-CONF.	0- 6	327	0- 6	77	345	305	305	30	30	
TOTALS	RPI 1-25	RPI 26-50	W-L RECORDS	RPI 51-100	RPI 101-150	RPI 150+				
0- 6	0- 0	0- 0	OVERALL	0- 1	0- 2	0- 3				
0- 4	0- 0	0- 0	HOME	0- 1	0- 0	0- 3				
0- 2	0- 0	0- 0	AWAY	0- 0	0- 2	0- 0				
0- 0	0- 0	0- 0	NEUTRAL	0- 0	0- 0	0- 0				
0- 6	0- 0	0- 0	NON-CONFERENCE	0- 1	0- 2	0- 3				
0- 4	0- 0	0- 0	HOME	0- 1	0- 0	0- 3				
0- 2	0- 0	0- 0	AWAY	0- 0	0- 2	0- 0				
0- 0	0- 0	0- 0	NEUTRAL	0- 0	0- 0	0- 0				
0- 0	0- 0	0- 0	CONFERENCE	0- 0	0- 0	0- 0				
0- 0	0- 0	0- 0	HOME	0- 0	0- 0	0- 0				
0- 0	0- 0	0- 0	AWAY	0- 0	0- 0	0- 0				
0- 0	0- 0	0- 0	NEUTRAL	0- 0	0- 0	0- 0				

RPI 1-25				RPI 26-50				RPI 51-100				RPI 101+ Team's RPI: 303					
RPI	S	Opponent	Score	RPI	S	Opponent	Score	RPI	S	Opponent	Score	RPI	S	Opponent	Score		
								97	H	Belmont	28	78	134	A	Alabama	44	96
												136	A	Marshall	45	81	
												169	H	Southeast Mo. St.	58	69	
												177	H	Samford	30	54	
												326	H	Murray St.	59	76	
LAST 12 Division I GAMES:																	
177	H	Samford	30	54	136	A	Marshall	45	81								
97	H	Belmont	28	78													
169	H	Southeast Mo. St.	58	69													
326	H	Murray St.	59	76													
134	A	Alabama	44	96													

Non-Div I Games:

Alabama A&amp;M

■ Loss, 
 ■ Non-Conf, S Site, 
 ■ Home 
 ■ Away 
 N Neutral

Average RPI Win:	250	WON-LOST	WINNING	LAST 10	STRENGTH OF	OPP. STRENGTH	TEAM	ADJ.	CONF.	ADJ CONF.
Average RPI Loss:	201	RECORD	PCT. RANK	GAMES	SCHEDULE	OF SCHEDULE	RPI	RPI	RPI	RPI
DIV. I ONLY	1- 5	298	1- 5	321	272	341	341	30	30	
DIV. I NON-CONF.	1- 5	293	1- 5	323	274	342	342	30	30	
TOTALS	RPI 1-25	RPI 26-50	W-L RECORDS	RPI 51-100	RPI 101-150	RPI 150+				
1- 5	0- 0	0- 0	OVERALL	0- 0	0- 1	1- 4				
0- 2	0- 0	0- 0	HOME	0- 0	0- 0	0- 2				
0- 2	0- 0	0- 0	AWAY	0- 0	0- 1	0- 1				
1- 1	0- 0	0- 0	NEUTRAL	0- 0	0- 0	1- 1				
1- 5	0- 0	0- 0	NON-CONFERENCE	0- 0	0- 1	1- 4				
0- 2	0- 0	0- 0	HOME	0- 0	0- 0	0- 2				
0- 2	0- 0	0- 0	AWAY	0- 0	0- 1	0- 1				
1- 1	0- 0	0- 0	NEUTRAL	0- 0	0- 0	1- 1				
0- 0	0- 0	0- 0	CONFERENCE	0- 0	0- 0	0- 0				
0- 0	0- 0	0- 0	HOME	0- 0	0- 0	0- 0				
0- 0	0- 0	0- 0	AWAY	0- 0	0- 0	0- 0				
0- 0	0- 0	0- 0	NEUTRAL	0- 0	0- 0	0- 0				

RPI 1-25			RPI 26-50			RPI 51-100			RPI 101+			Team's RPI: 341
RPI	S	Opponent	Score	RPI	S	Opponent	Score	RPI	S	Opponent	Score	
								124	A	Southern Miss.	44	65
								180	A	Georgia Tech	54	80
								187	N	Tennessee St.	64	74
								202	H	Savannah St.	49	60
								250	N	Siena	57	53
								310	H	South Ala.	43	47
LAST 12 Division I GAMES:												
				202	H	Savannah St.	49	60				
								310	H	South Ala.	43	47
								180	A	Georgia Tech	54	80
								250	N	Siena	57	53
								187	N	Tennessee St.	64	74
								124	A	Southern Miss.	44	65

Non-Div I Games:

Alabama St.

■ Loss, 
 ■ Non-Conf, 
 S Site, 
 ■ Home 
 ■ Away 
 N Neutral

Average RPI Win:	227	WON-LOST	WINNING	LAST 10	STRENGTH OF	OPP. STRENGTH	TEAM	ADJ.	CONF.	ADJ CONF.
Average RPI Loss:	43	RECORD	PCT. RANK	GAMES	SCHEDULE	OF SCHEDULE	RPI	RPI	RPI	RPI
DIV. I ONLY	7- 2	52	7- 2	188	114	59	59	22	22	
DIV. I NON-CONF.	7- 2	50	7- 2	193	116	59	59	22	22	
TOTALS	RPI 1-25	RPI 26-50	W-L RECORDS	RPI 51-100	RPI 101-150	RPI 150+				
7- 2	0- 0	0- 1	OVERALL	0- 1	1- 0	6- 0				
2- 0	0- 0	0- 0	HOME	0- 0	0- 0	2- 0				
4- 2	0- 0	0- 1	AWAY	0- 1	0- 0	4- 0				
1- 0	0- 0	0- 0	NEUTRAL	0- 0	1- 0	0- 0				
7- 2	0- 0	0- 1	NON-CONFERENCE	0- 1	1- 0	6- 0				
2- 0	0- 0	0- 0	HOME	0- 0	0- 0	2- 0				
4- 2	0- 0	0- 1	AWAY	0- 1	0- 0	4- 0				
1- 0	0- 0	0- 0	NEUTRAL	0- 0	1- 0	0- 0				
0- 0	0- 0	0- 0	CONFERENCE	0- 0	0- 0	0- 0				
0- 0	0- 0	0- 0	HOME	0- 0	0- 0	0- 0				
0- 0	0- 0	0- 0	AWAY	0- 0	0- 0	0- 0				
0- 0	0- 0	0- 0	NEUTRAL	0- 0	0- 0	0- 0				

RPI 1-25				RPI 26-50				RPI 51-100				Team's RPI: 59		RPI 101+			
RPI	S	Opponent	Score	RPI	S	Opponent	Score	RPI	S	Opponent	Score			RPI	S	Opponent	Score
				29	A	Tennessee	55 63	56	A	Army West Point	62 65			112	N	Toledo	63 55
														170	A	Rhode Island	67 58
														188	H	Providence	71 58
														238	H	Pepperdine	64 49
														250	A	Siena	61 42
														291	A	Fairfield	62 50
														338	A	Boston U.	83 43
LAST 12 Division I GAMES:																	
				291	A	Fairfield	62 50	250	A	Siena	61 42						
				56	A	Army West Point	62 65	338	A	Boston U.	83 43						
				188	H	Providence	71 58	238	H	Pepperdine	64 49						
				29	A	Tennessee	55 63										
				170	A	Rhode Island	67 58										
				112	N	Toledo	63 55										

Non-Div I Games:

Albany (NY)

■ Loss, 
 ■ Non-Conf, S Site, 
 ■ Home 
 ■ Away 
 N Neutral



Average RPI Win:	0	WON-LOST	WINNING	LAST 10	STRENGTH OF	OPP. STRENGTH	TEAM	ADJ.	CONF.	ADJ CONF.
Average RPI Loss:	151	RECORD	PCT. RANK	GAMES	SCHEDULE	OF SCHEDULE	RPI	RPI	RPI	RPI
DIV. I ONLY	0- 5	332	0- 5	47	343	286	286	30	30	
DIV. I NON-CONF.	0- 5	327	0- 5	50	344	290	290	30	30	
TOTALS	RPI 1-25	RPI 26-50	W-L RECORDS	RPI 51-100	RPI 101-150	RPI 150+				
0- 5	0- 0	0- 0	OVERALL	0- 1	0- 3	0- 1				
0- 0	0- 0	0- 0	HOME	0- 0	0- 0	0- 0				
0- 5	0- 0	0- 0	AWAY	0- 0	0- 3	0- 1				
0- 0	0- 0	0- 0	NEUTRAL	0- 0	0- 0	0- 0				
0- 5	0- 0	0- 0	NON-CONFERENCE	0- 1	0- 3	0- 1				
0- 0	0- 0	0- 0	HOME	0- 0	0- 0	0- 0				
0- 5	0- 0	0- 0	AWAY	0- 1	0- 3	0- 1				
0- 0	0- 0	0- 0	NEUTRAL	0- 0	0- 0	0- 0				
0- 0	0- 0	0- 0	CONFERENCE	0- 0	0- 0	0- 0				
0- 0	0- 0	0- 0	HOME	0- 0	0- 0	0- 0				
0- 0	0- 0	0- 0	AWAY	0- 0	0- 0	0- 0				
0- 0	0- 0	0- 0	NEUTRAL	0- 0	0- 0	0- 0				

RPI 1-25				RPI 26-50				RPI 51-100				RPI 101+				Team's RPI: 286	
RPI	S	Opponent	Score	RPI	S	Opponent	Score	RPI	S	Opponent	Score	RPI	S	Opponent	Score		
								64	A	Arkansas St.	50	82	103	A	East Carolina	58	87
													108	A	Central Ark.	35	58
													134	A	Alabama	50	97
													344	A	Jacksonville St.	65	67
LAST 12 Division I GAMES:																	
				103	A	East Carolina	58	87	64	A	Arkansas St.	50	82				
									134	A	Alabama	50	97				
									344	A	Jacksonville St.	65	67				
									108	A	Central Ark.	35	58				

Non-Div I Games: Delta St. 66 57

Alcorn

Loss, Non-Conf, S Site, H Home A Away N Neutral

Average RPI Win:	0	WON-LOST	WINNING	LAST 10	STRENGTH OF	OPP. STRENGTH	TEAM	ADJ.	CONF.	ADJ CONF.
Average RPI Loss:	123	RECORD	PCT. RANK	GAMES	SCHEDULE	OF SCHEDULE	RPI	RPI	RPI	RPI
DIV. I ONLY	0- 8	332	0- 8	6	338	217	217	26	26	
DIV. I NON-CONF.	0- 8	327	0- 8	7	338	220	220	27	27	
TOTALS	RPI 1-25	RPI 26-50	W-L RECORDS	RPI 51-100	RPI 101-150	RPI 150+				
0- 8	0- 0	0- 1	OVERALL	0- 3	0- 1	0- 3				
0- 3	0- 0	0- 0	HOME	0- 2	0- 0	0- 1				
0- 5	0- 0	0- 1	AWAY	0- 1	0- 1	0- 2				
0- 0	0- 0	0- 0	NEUTRAL	0- 0	0- 0	0- 0				
0- 8	0- 0	0- 1	NON-CONFERENCE	0- 3	0- 1	0- 3				
0- 3	0- 0	0- 0	HOME	0- 2	0- 0	0- 1				
0- 5	0- 0	0- 1	AWAY	0- 1	0- 1	0- 2				
0- 0	0- 0	0- 0	NEUTRAL	0- 0	0- 0	0- 0				
0- 0	0- 0	0- 0	CONFERENCE	0- 0	0- 0	0- 0				
0- 0	0- 0	0- 0	HOME	0- 0	0- 0	0- 0				
0- 0	0- 0	0- 0	AWAY	0- 0	0- 0	0- 0				
0- 0	0- 0	0- 0	NEUTRAL	0- 0	0- 0	0- 0				

RPI S	Opponent	Score	RPI S	Opponent	Score	RPI S	Opponent	Score	RPI S	Opponent	Score	Team's RPI: 217
			31 A	Princeton	34 72	77 H	Hofstra	51 60	120 A	James Madison	45 74	
						78 H	Elon	54 62	166 H	Wake Forest	70 71	
						91 A	George Washington	48 78	186 A	William & Mary	51 62	
									235 A	UMBC	46 47	
LAST 12 Division I GAMES:												
120 A	James Madison	45 74	77 H	Hofstra	51 60							
235 A	UMBC	46 47	91 A	George Washington	48 78							
166 H	Wake Forest	70 71	31 A	Princeton	34 72							
186 A	William & Mary	51 62										
78 H	Elon	54 62										

Non-Div I Games:

American

Average RPI Win: 193		WON-LOST	WINNING	LAST 10	STRENGTH OF	OPP. STRENGTH	TEAM	ADJ.	CONF.	ADJ CONF.
Average RPI Loss: 166		RECORD	PCT. RANK	GAMES	SCHEDULE	OF SCHEDULE	RPI	RPI	RPI	RPI
DIV. I ONLY		1- 6	306	1- 6	239	147	312	312	20	20
DIV. I NON-CONF.		1- 6	302	1- 6	244	150	312	312	20	20
TOTALS	RPI 1-25	RPI 26-50		W-L RECORDS		RPI 51-100	RPI 101-150	RPI 150+		
1- 6	0- 0	0- 0		OVERALL		0- 0	0- 3	1- 3		
1- 1	0- 0	0- 0		HOME		0- 0	0- 0	1- 1		
0- 3	0- 0	0- 0		AWAY		0- 0	0- 2	0- 1		
0- 2	0- 0	0- 0		NEUTRAL		0- 0	0- 1	0- 1		
1- 6	0- 0	0- 0		NON-CONFERENCE		0- 0	0- 3	1- 3		
1- 1	0- 0	0- 0		HOME		0- 0	0- 0	1- 1		
0- 3	0- 0	0- 0		AWAY		0- 0	0- 2	0- 1		
0- 2	0- 0	0- 0		NEUTRAL		0- 0	0- 1	0- 1		
0- 0	0- 0	0- 0		CONFERENCE		0- 0	0- 0	0- 0		
0- 0	0- 0	0- 0		HOME		0- 0	0- 0	0- 0		
0- 0	0- 0	0- 0		AWAY		0- 0	0- 0	0- 0		
0- 0	0- 0	0- 0		NEUTRAL		0- 0	0- 0	0- 0		

RPI 1-25				RPI 26-50				RPI 51-100				RPI 101+ Team's RPI: 312			
RPI	S	Opponent	Score	RPI	S	Opponent	Score	RPI	S	Opponent	Score	RPI	S	Opponent	Score
												115	A	Col. of Charleston	50 60
												117	N	South Dakota	60 87
												134	A	Alabama	59 93
												155	H	Liberty	68 74
												175	A	North Carolina	59 68
												193	H	ETSU	70 52
												300	N	Delaware St.	69 76
LAST 12 Division I GAMES:															
				117	N	South Dakota	60 87	175	A	North Carolina	59 68				
				193	H	ETSU	70 52	115	A	Col. of Charleston	50 60				
				134	A	Alabama	59 93	300	N	Delaware St.	69 76				
				155	H	Liberty	68 74								

Non-Div I Games:

Appalachian St.

■ Loss, ■ Non-Conf, S Site, H Home A Away N Neutral

A  
r  
i  
z  
o  
n  
a

A  
r  
i  
z  
o  
n  
a

Arizona

Page 12

Average RPI Win:	201	WON-LOST	WINNING	LAST 10	STRENGTH OF	OPP. STRENGTH	TEAM	ADJ.	CONF.	ADJ CONF.
Average RPI Loss:	30	RECORD	PCT. RANK	GAMES	SCHEDULE	OF SCHEDULE	RPI	RPI	RPI	RPI
DIV. I ONLY	5- 3	119	5- 3	21	190	51	51	1	1	
DIV. I NON-CONF.	5- 3	119	5- 3	24	194	51	51	1	1	
TOTALS	RPI 1-25	RPI 26-50	W-L RECORDS	RPI 51-100	RPI 101-150	RPI 150+				
5- 3	0- 2	0- 0	OVERALL	1- 1	0- 0	4- 0				
1- 2	0- 1	0- 0	HOME	0- 1	0- 0	1- 0				
3- 0	0- 0	0- 0	AWAY	1- 0	0- 0	2- 0				
1- 1	0- 1	0- 0	NEUTRAL	0- 0	0- 0	1- 0				
5- 3	0- 2	0- 0	NON-CONFERENCE	1- 1	0- 0	4- 0				
1- 2	0- 1	0- 0	HOME	0- 1	0- 0	1- 0				
3- 0	0- 0	0- 0	AWAY	1- 0	0- 0	2- 0				
1- 1	0- 1	0- 0	NEUTRAL	0- 0	0- 0	1- 0				
0- 0	0- 0	0- 0	CONFERENCE	0- 0	0- 0	0- 0				
0- 0	0- 0	0- 0	HOME	0- 0	0- 0	0- 0				
0- 0	0- 0	0- 0	AWAY	0- 0	0- 0	0- 0				
0- 0	0- 0	0- 0	NEUTRAL	0- 0	0- 0	0- 0				

RPI 1-25				RPI 26-50				RPI 51-100 Team's RPI: 51				RPI 101+			
RPI	S	Opponent	Score	RPI	S	Opponent	Score	RPI	S	Opponent	Score	RPI	S	Opponent	Score
11	N	South Carolina	58 60					59	A	Syracuse	61 54	174	A	Hawaii	75 49
15	H	Kentucky	64 68					63	H	VCU	48 57	216	H	Columbia	70 49
												237	A	SMU	64 57
												321	N	CSU Bakersfield	60 47
LAST 12 Division I GAMES:															
				59	A	Syracuse	61 54	237	A	SMU	64 57				
				216	H	Columbia	70 49	15	H	Kentucky	64 68				
				63	H	VCU	48 57								
				321	N	CSU Bakersfield	60 47								
				174	A	Hawaii	75 49								
				11	N	South Carolina	58 60								

Non-Div I Games:

Arizona St.

■ Loss, 
 ■ Non-Conf, S Site, 
 ■ Home 
 ■ Away 
 N Neutral

Average RPI Win:	0	WON-LOST	WINNING	LAST 10	STRENGTH OF	OPP. STRENGTH	TEAM	ADJ.	CONF.	ADJ CONF.
Average RPI Loss:	119	RECORD	PCT. RANK	GAMES	SCHEDULE	OF SCHEDULE	RPI	RPI	RPI	RPI
DIV. I ONLY	0- 5	332	0- 5	13	297	231	231	30	30	
DIV. I NON-CONF.	0- 5	327	0- 5	14	294	231	231	30	30	
TOTALS	RPI 1-25	RPI 26-50	W-L RECORDS	RPI 51-100	RPI 101-150	RPI 150+				
0- 5	0- 1	0- 0	OVERALL	0- 2	0- 0	0- 2				
0- 0	0- 0	0- 0	HOME	0- 0	0- 0	0- 0				
0- 5	0- 1	0- 0	AWAY	0- 0	0- 0	0- 1				
0- 0	0- 0	0- 0	NEUTRAL	0- 0	0- 0	0- 0				
0- 5	0- 1	0- 0	NON-CONFERENCE	0- 2	0- 0	0- 2				
0- 0	0- 0	0- 0	HOME	0- 0	0- 0	0- 0				
0- 5	0- 1	0- 0	AWAY	0- 2	0- 0	0- 2				
0- 0	0- 0	0- 0	NEUTRAL	0- 0	0- 0	0- 0				
0- 0	0- 0	0- 0	CONFERENCE	0- 0	0- 0	0- 0				
0- 0	0- 0	0- 0	HOME	0- 0	0- 0	0- 0				
0- 0	0- 0	0- 0	AWAY	0- 0	0- 0	0- 0				
0- 0	0- 0	0- 0	NEUTRAL	0- 0	0- 0	0- 0				

RPI 1-25				RPI 26-50				RPI 51-100				RPI 101+ Team's RPI: 231			
RPI	S	Opponent	Score	RPI	S	Opponent	Score	RPI	S	Opponent	Score	RPI	S	Opponent	Score
19	A	Missouri	34 85					98	A	Nebraska	46 96	182	A	UAB	32 82
								99	A	Iowa St.	41 70	195	A	Ole Miss	45 80
LAST 12 Division I GAMES:															
				98	A	Nebraska	46 96	99	A	Iowa St.	41 70				
								195	A	Ole Miss	45 80				
								182	A	UAB	32 82				
								19	A	Missouri	34 85				

Non-Div I Games: Talladega 73 83 Philander Smith 63 51 Tougaloo 65 51 Talladega 68 55 Ark.-Pine Bluff

## Arkansas

Through Games Of Dec. 13, 2015

Average RPI Win:	245	WON-LOST	WINNING	LAST 10	STRENGTH OF	OPP. STRENGTH	TEAM	ADJ.	CONF.	ADJ CONF.
Average RPI Loss:	106	RECORD	PCT. RANK	GAMES	SCHEDULE	OF SCHEDULE	RPI	RPI	RPI	RPI
DIV. I ONLY	3- 7	241	3- 7	171	142	249	249	4	4	
DIV. I NON-CONF.	3- 7	237	3- 7	177	145	250	250	4	4	
TOTALS	RPI 1-25	RPI 26-50	W-L RECORDS	RPI 51-100	RPI 101-150	RPI 150+				
3- 7	0- 1	0- 1	OVERALL	0- 2	0- 2	3- 1				
3- 2	0- 0	0- 0	HOME	0- 1	0- 0	3- 1				
0- 3	0- 1	0- 0	AWAY	0- 1	0- 1	0- 0				
0- 2	0- 0	0- 1	NEUTRAL	0- 0	0- 1	0- 0				
3- 7	0- 1	0- 1	NON-CONFERENCE	0- 2	0- 2	3- 1				
3- 2	0- 0	0- 0	HOME	0- 1	0- 0	3- 1				
0- 3	0- 1	0- 0	AWAY	0- 1	0- 1	0- 0				
0- 2	0- 0	0- 1	NEUTRAL	0- 0	0- 1	0- 0				
0- 0	0- 0	0- 0	CONFERENCE	0- 0	0- 0	0- 0				
0- 0	0- 0	0- 0	HOME	0- 0	0- 0	0- 0				
0- 0	0- 0	0- 0	AWAY	0- 0	0- 0	0- 0				
0- 0	0- 0	0- 0	NEUTRAL	0- 0	0- 0	0- 0				

RPI 1-25				RPI 26-50				RPI 51-100				RPI 101+ Team's RPI: 249			
RPI	S	Opponent	Score	RPI	S	Opponent	Score	RPI	S	Opponent	Score	RPI	S	Opponent	Score
16	A	Rutgers	40 60	34	N	Oregon St.	47 63	88	A	South Dakota St.	69 76	117	N	La.-Lafayette	59 67
								96	H	Missouri St.	54 69	132	A	Butler	57 63
												211	H	Sam Houston St.	67 47
												252	H	Southeastern La.	97 53
												256	H	Tulsa	67 74
												273	H	Oral Roberts	65 50
LAST 12 Division I GAMES:															
132	A	Butler	57 63	117	N	La.-Lafayette	59 67								
273	H	Oral Roberts	65 50	256	H	Tulsa	67 74								
16	A	Rutgers	40 60	88	A	South Dakota St.	69 76								
96	H	Missouri St.	54 69	211	H	Sam Houston St.	67 47								
34	N	Oregon St.	47 63	252	H	Southeastern La.	97 53								

Non-Div I Games:

Arkansas

  Loss, 
  Non-Conf, 
  S Site, 
  H Home 
  A Away 
N Neutral

Average RPI Win:	181	WON-LOST	WINNING	LAST 10	STRENGTH OF	OPP. STRENGTH	TEAM	ADJ.	CONF.	ADJ CONF.
Average RPI Loss:	33	RECORD	PCT. RANK	GAMES	SCHEDULE	OF SCHEDULE	RPI	RPI	RPI	RPI
DIV. I ONLY	5- 2	82	5- 2	212	15	64	64	20	20	
DIV. I NON-CONF.	5- 2	83	5- 2	216	15	65	65	20	20	
TOTALS	RPI 1-25	RPI 26-50	W-L RECORDS	RPI 51-100	RPI 101-150	RPI 150+				
5- 2	0- 0	0- 2	OVERALL	1- 0	1- 0	3- 0				
2- 0	0- 0	0- 0	HOME	0- 0	0- 0	2- 0				
3- 2	0- 0	0- 2	AWAY	1- 0	1- 0	1- 0				
0- 0	0- 0	0- 0	NEUTRAL	0- 0	0- 0	0- 0				
5- 2	0- 0	0- 2	NON-CONFERENCE	1- 0	1- 0	3- 0				
2- 0	0- 0	0- 0	HOME	0- 0	0- 0	2- 0				
3- 2	0- 0	0- 2	AWAY	1- 0	1- 0	1- 0				
0- 0	0- 0	0- 0	NEUTRAL	0- 0	0- 0	0- 0				
0- 0	0- 0	0- 0	CONFERENCE	0- 0	0- 0	0- 0				
0- 0	0- 0	0- 0	HOME	0- 0	0- 0	0- 0				
0- 0	0- 0	0- 0	AWAY	0- 0	0- 0	0- 0				
0- 0	0- 0	0- 0	NEUTRAL	0- 0	0- 0	0- 0				

RPI 1-25				RPI 26-50				RPI 51-100				Team's RPI: 64		RPI 101+			
RPI	S	Opponent	Score	RPI	S	Opponent	Score	RPI	S	Opponent	Score			RPI	S	Opponent	Score
				28	A	Chattanooga	54 55	55	A	UT Martin	76 74			114	A	FGCU	62 48
				37	A	Florida	72 76							209	H	Wichita St.	67 40
														242	A	Tennessee Tech	77 55
														286	H	Alcorn	82 50
LAST 12 Division I GAMES:																	
				37	A	Florida	72 76	286	H	Alcorn	82 50						
				114	A	FGCU	62 48										
				28	A	Chattanooga	54 55										
				209	H	Wichita St.	67 40										
				55	A	UT Martin	76 74										
				242	A	Tennessee Tech	77 55										

Non-Div I Games:

Arkansas St.

■ Loss, 
 ■ Non-Conf, S Site, 
 ■ Home 
 ■ Away 
 N Neutral



Army West Point

Through Games Of Dec. 13, 2015

Average RPI Win:	211	WON-LOST	WINNING	LAST 10	STRENGTH OF	OPP. STRENGTH	TEAM	ADJ.	CONF.	ADJ CONF.
Average RPI Loss:	5	RECORD	PCT. RANK	GAMES	SCHEDULE	OF SCHEDULE	RPI	RPI	RPI	RPI
DIV. I ONLY	8- 1	23	8- 1	216	111	56	56	26	26	
DIV. I NON-CONF.	8- 1	23	8- 1	220	113	56	56	27	27	
TOTALS	RPI 1-25	RPI 26-50	W-L RECORDS	RPI 51-100	RPI 101-150	RPI 150+				
8- 1	0- 1	0- 0	OVERALL	1- 0	1- 0	6- 0				
5- 0	0- 0	0- 0	HOME	1- 0	0- 0	4- 0				
3- 1	0- 1	0- 0	AWAY	0- 0	1- 0	2- 0				
0- 0	0- 0	0- 0	NEUTRAL	0- 0	0- 0	0- 0				
8- 1	0- 1	0- 0	NON-CONFERENCE	1- 0	1- 0	6- 0				
5- 0	0- 0	0- 0	HOME	1- 0	0- 0	4- 0				
3- 1	0- 1	0- 0	AWAY	0- 0	1- 0	2- 0				
0- 0	0- 0	0- 0	NEUTRAL	0- 0	0- 0	0- 0				
0- 0	0- 0	0- 0	CONFERENCE	0- 0	0- 0	0- 0				
0- 0	0- 0	0- 0	HOME	0- 0	0- 0	0- 0				
0- 0	0- 0	0- 0	AWAY	0- 0	0- 0	0- 0				
0- 0	0- 0	0- 0	NEUTRAL	0- 0	0- 0	0- 0				

RPI 1-25				RPI 26-50				RPI 51-100				RPI 101+			
RPI	S	Opponent	Score	RPI	S	Opponent	Score	RPI	S	Opponent	Score	RPI	S	Opponent	Score
5	A	Duke	61 72					59	H	Albany (NY)	65 62	133	A	Yale	65 61
												156	H	Quinnipiac	67 57
												223	H	Rider	57 42
												238	H	Pepperdine	63 53
												277	H	Central Conn. St.	81 52
												282	A	NJIT	71 35
												323	A	St. Francis Brooklyn	74 35
LAST 12 Division I GAMES:															
277	H	Central Conn. St.	81 52	282	A	NJIT	71 35	323	A	St. Francis Brooklyn	74 35	59	H	Albany (NY)	65 62
156	H	Quinnipiac	67 57	133	A	Yale	65 61	223	H	Rider	57 42	5	A	Duke	61 72
238	H	Pepperdine	63 53												

Non-Div I Games:

Army West Point

Loss, Non-Conf, S Site, H Home A Away N Neutral

Average RPI Win: 169		WON-LOST	WINNING	LAST 10	STRENGTH OF	OPP. STRENGTH	TEAM	ADJ.	CONF.	ADJ CONF.
Average RPI Loss: 94		RECORD	PCT. RANK	GAMES	SCHEDULE	OF SCHEDULE	RPI	RPI	RPI	RPI
DIV. I ONLY		6- 2	67	6- 2	150	83	72	72	4	4
DIV. I NON-CONF.		6- 2	65	6- 2	154	83	73	73	4	4
TOTALS		RPI 1-25	RPI 26-50		W-L RECORDS		RPI 51-100	RPI 101-150		RPI 150+
6- 2	0- 0	0- 0		OVERALL		1- 2	1- 0		4- 0	
2- 1	0- 0	0- 0		HOME		0- 1	1- 0		1- 0	
2- 1	0- 0	0- 0		AWAY		0- 1	0- 0		2- 0	
2- 0	0- 0	0- 0		NEUTRAL		1- 0	0- 0		1- 0	
6- 2	0- 0	0- 0		NON-CONFERENCE		1- 2	1- 0		4- 0	
2- 1	0- 0	0- 0		HOME		0- 1	1- 0		1- 0	
2- 1	0- 0	0- 0		AWAY		0- 1	0- 0		2- 0	
2- 0	0- 0	0- 0		NEUTRAL		1- 0	0- 0		1- 0	
0- 0	0- 0	0- 0		CONFERENCE		0- 0	0- 0		0- 0	
0- 0	0- 0	0- 0		HOME		0- 0	0- 0		0- 0	
0- 0	0- 0	0- 0		AWAY		0- 0	0- 0		0- 0	
0- 0	0- 0	0- 0		NEUTRAL		0- 0	0- 0		0- 0	

RPI 1-25			RPI 26-50			RPI 51-100			Team's RPI: 72	RPI 101+		
RPI	S	Opponent	Score	RPI	S	Opponent	Score	RPI	S	Opponent	Score	RPI
								87	N	Minnesota	81 79	103
								92	A	Marquette	69 70	182
								95	H	Virginia	52 69	185
										N	Boise St.	55 53
										A	Savannah St.	62 40
										A	Southeastern La.	80 68
LAST 12 Division I GAMES:												
								92	A	Marquette	69 70	185
								103	H	East Carolina	83 69	202
								87	N	Minnesota	81 79	95
										N	Boise St.	55 53
										A	Savannah St.	62 40
										H	Virginia	52 69
										A	Southeastern La.	80 68
										H	UAB	85 71

Non-Div I Games:

Auburn

Average RPI Win:	0	WON-LOST	WINNING	LAST 10	STRENGTH OF	OPP. STRENGTH	TEAM	ADJ.	CONF.	ADJ CONF.
Average RPI Loss:	143	RECORD	PCT. RANK	GAMES	SCHEDULE	OF SCHEDULE	RPI	RPI	RPI	RPI
DIV. I ONLY	0- 9	332	0- 8	33	316	262	262	21	21	
DIV. I NON-CONF.	0- 9	327	0- 9	36	315	266	266	21	21	
TOTALS	RPI 1-25	RPI 26-50	W-L RECORDS	RPI 51-100	RPI 101-150	RPI 150+				
0- 9	0- 0	0- 0	OVERALL	0- 4	0- 3	0- 2				
0- 2	0- 0	0- 0	HOME	0- 1	0- 1	0- 0				
0- 6	0- 0	0- 0	AWAY	0- 2	0- 2	0- 2				
0- 1	0- 0	0- 0	NEUTRAL	0- 1	0- 0	0- 0				
0- 9	0- 0	0- 0	NON-CONFERENCE	0- 4	0- 3	0- 2				
0- 2	0- 0	0- 0	HOME	0- 1	0- 1	0- 0				
0- 6	0- 0	0- 0	AWAY	0- 2	0- 2	0- 2				
0- 1	0- 0	0- 0	NEUTRAL	0- 1	0- 0	0- 0				
0- 0	0- 0	0- 0	CONFERENCE	0- 0	0- 0	0- 0				
0- 0	0- 0	0- 0	HOME	0- 0	0- 0	0- 0				
0- 0	0- 0	0- 0	AWAY	0- 0	0- 0	0- 0				
0- 0	0- 0	0- 0	NEUTRAL	0- 0	0- 0	0- 0				

RPI 1-25				RPI 26-50				RPI 51-100				RPI 101+ Team's RPI: 262			
RPI	S	Opponent	Score	RPI	S	Opponent	Score	RPI	S	Opponent	Score	RPI	S	Opponent	Score
								52	H	California	58 67	121	H	Middle Tenn.	55 86
								79	N	Indiana	58 90	135	A	Western Ky.	69 88
								85	A	Wright St.	56 77	150	A	Vanderbilt	56 73
								93	A	Ball St.	44 72	263	A	Miami (OH)	60 75
												313	A	Kennesaw St.	65 73
LAST 12 Division I GAMES:															
				135	A	Western Ky.	69 88					313	A	Kennesaw St.	65 73
				121	H	Middle Tenn.	55 86					263	A	Miami (OH)	60 75
				79	N	Indiana	58 90					52	H	California	58 67
				150	A	Vanderbilt	56 73								
				93	A	Ball St.	44 72								
				85	A	Wright St.	56 77								

Non-Div I Games: Trevecca Nazarene 97 75 Christian Bros. 74 55

Austin Peay

Loss, Non-Conf, S Site, H Home A Away N Neutral

BYUBYU

BYU

Page 20

Average RPI Win:	215	WON-LOST	WINNING	LAST 10	STRENGTH OF	OPP. STRENGTH	TEAM	ADJ.	CONF.	ADJ CONF.
Average RPI Loss:	47	RECORD	PCT. RANK	GAMES	SCHEDULE	OF SCHEDULE	RPI	RPI	RPI	RPI
DIV. I ONLY	5- 3	119	5- 3	128	144	93	93	12	12	
DIV. I NON-CONF.	5- 3	119	5- 3	135	147	94	94	12	12	
TOTALS	RPI 1-25	RPI 26-50	W-L RECORDS	RPI 51-100	RPI 101-150	RPI 150+				
5- 3	0- 0	0- 2	OVERALL	0- 1	2- 0	3- 0				
3- 0	0- 0	0- 0	HOME	0- 0	2- 0	1- 0				
1- 2	0- 0	0- 0	AWAY	0- 0	0- 0	1- 0				
1- 1	0- 0	0- 1	NEUTRAL	0- 0	0- 0	1- 0				
5- 3	0- 0	0- 2	NON-CONFERENCE	0- 1	2- 0	3- 0				
3- 0	0- 0	0- 0	HOME	0- 0	2- 0	1- 0				
1- 2	0- 0	0- 1	AWAY	0- 1	0- 0	1- 0				
1- 1	0- 0	0- 1	NEUTRAL	0- 0	0- 0	1- 0				
0- 0	0- 0	0- 0	CONFERENCE	0- 0	0- 0	0- 0				
0- 0	0- 0	0- 0	HOME	0- 0	0- 0	0- 0				
0- 0	0- 0	0- 0	AWAY	0- 0	0- 0	0- 0				
0- 0	0- 0	0- 0	NEUTRAL	0- 0	0- 0	0- 0				

RPI 1-25				RPI 26-50				RPI 51-100				Team's RPI: 93		RPI 101+			
RPI	S	Opponent	Score	RPI	S	Opponent	Score	RPI	S	Opponent	Score		RPI	S	Opponent	Score	
				37	N	Florida	79 85	58	A	Charlotte	66 72		132	H	Butler	58 50	
				45	A	Purdue	63 73						135	H	Western Ky.	74 60	
													220	N	Massachusetts	81 54	
													262	H	Austin Peay	72 44	
													327	A	Lipscomb	72 60	
LAST 12 Division I GAMES:																	
				135	H	Western Ky.	74 60	45	A	Purdue	63 73						
				58	A	Charlotte	66 72	327	A	Lipscomb	72 60						
								132	H	Butler	58 50						
								220	N	Massachusetts	81 54						
								37	N	Florida	79 85						
								262	H	Austin Peay	72 44						

Non-Div I Games: Ohio Valley 94 45

Ball St.

■ Loss, 
 ■ Non-Conf, 
 ■ S Site, 
 ■ H Home 
 ■ A Away 
 N Neutral

Average RPI Win:	142	WON-LOST	WINNING	LAST 10	STRENGTH OF	OPP. STRENGTH	TEAM	ADJ.	CONF.	ADJ CONF.
Average RPI Loss:	0	RECORD	PCT. RANK	GAMES	SCHEDULE	OF SCHEDULE	RPI	RPI	RPI	RPI
DIV. I ONLY	10- 0	1	10- 0	182	13	17	17	3	3	
DIV. I NON-CONF.	10- 0	1	10- 0	188	13	17	17	3	3	
TOTALS	RPI 1-25		RPI 26-50	W-L RECORDS	RPI 51-100	RPI 101-150	RPI 150+			
10- 0	1- 0		2- 0	OVERALL	0- 0	2- 0	5- 0			
8- 0	0- 0		2- 0	HOME	0- 0	2- 0	4- 0			
0- 0	0- 0		0- 0	AWAY	0- 0	0- 0	0- 0			
2- 0	1- 0		0- 0	NEUTRAL	0- 0	0- 0	1- 0			
10- 0	1- 0		2- 0	NON-CONFERENCE	0- 0	2- 0	5- 0			
8- 0	0- 0		2- 0	HOME	0- 0	2- 0	4- 0			
0- 0	0- 0		0- 0	AWAY	0- 0	0- 0	0- 0			
2- 0	1- 0		0- 0	NEUTRAL	0- 0	0- 0	1- 0			
0- 0	0- 0		0- 0	CONFERENCE	0- 0	0- 0	0- 0			
0- 0	0- 0		0- 0	HOME	0- 0	0- 0	0- 0			
0- 0	0- 0		0- 0	AWAY	0- 0	0- 0	0- 0			
0- 0	0- 0		0- 0	NEUTRAL	0- 0	0- 0	0- 0			

RPI 1-25			Team's RPI: 17		RPI 26-50			RPI 51-100			RPI 101+			
RPI	S	Opponent	Score		RPI	S	Opponent	Score		RPI	S	Opponent	Score	
24	N	Michigan St.	84	76	33	H	South Fla.	66	63					
					35	H	DePaul	86	72					

Non-Div I Games:

Baylor

Belmont

Through Games Of Dec. 13, 2015

Average RPI Win:	260	WON-LOST	WINNING	LAST 10	STRENGTH OF	OPP. STRENGTH	TEAM	ADJ.	CONF.	ADJ CONF.
Average RPI Loss:	18	RECORD	PCT. RANK	GAMES	SCHEDULE	OF SCHEDULE	RPI	RPI	RPI	RPI
DIV. I ONLY	6- 1	36	6- 1	286	188	97	97	21	21	
DIV. I NON-CONF.	6- 1	35	6- 1	287	193	99	99	21	21	
TOTALS	RPI 1-25	RPI 26-50	W-L RECORDS	RPI 51-100	RPI 101-150	RPI 150+				
6- 1	0- 1	0- 0	OVERALL	0- 0	0- 0	6- 0				
3- 0	0- 0	0- 0	HOME	0- 0	0- 0	3- 0				
3- 1	0- 1	0- 0	AWAY	0- 0	0- 0	3- 0				
0- 0	0- 0	0- 0	NEUTRAL	0- 0	0- 0	0- 0				
6- 1	0- 1	0- 0	NON-CONFERENCE	0- 0	0- 0	6- 0				
3- 0	0- 0	0- 0	HOME	0- 0	0- 0	3- 0				
3- 1	0- 1	0- 0	AWAY	0- 0	0- 0	3- 0				
0- 0	0- 0	0- 0	NEUTRAL	0- 0	0- 0	0- 0				
0- 0	0- 0	0- 0	CONFERENCE	0- 0	0- 0	0- 0				
0- 0	0- 0	0- 0	HOME	0- 0	0- 0	0- 0				
0- 0	0- 0	0- 0	AWAY	0- 0	0- 0	0- 0				
0- 0	0- 0	0- 0	NEUTRAL	0- 0	0- 0	0- 0				

RPI 1-25				RPI 26-50				RPI 51-100				Team's RPI: 97				RPI 101+			
RPI	S	Opponent	Score	RPI	S	Opponent	Score	RPI	S	Opponent	Score	RPI	S	Opponent	Score	RPI	S	Opponent	Score
18	A	Ohio St.	56 84									166	A	Wake Forest	78 64	182	H	UAB	63 62
												260	H	Troy	102 93	303	A	Alabama A&M	78 28
												319	H	Cleveland St.	76 58	327	A	Lipscomb	90 68
LAST 12 Division I GAMES:																			
				166	A	Wake Forest	78 64					182	H	UAB	63 62				
				327	A	Lipscomb	90 68												
				260	H	Troy	102 93												
				303	A	Alabama A&M	78 28												
				319	H	Cleveland St.	76 58												
				18	A	Ohio St.	56 84												

Non-Div I Games: Young Harris 80 31 Trevecca Nazarene 86 59

Belmont

Loss, Non-Conf, S Site, H Home A Away N Neutral

## Bethune-Cookman

Through Games Of Dec. 13, 2015

Average RPI Win:	287	WON-LOST	WINNING	LAST 10	STRENGTH OF	OPP. STRENGTH	TEAM	ADJ.	CONF.	ADJ CONF.
Average RPI Loss:	165	RECORD	PCT. RANK	GAMES	SCHEDULE	OF SCHEDULE	RPI	RPI	RPI	RPI
DIV. I ONLY	3- 5	210	3- 5	203	332	244	244	31	31	
DIV. I NON-CONF.	2- 5	242	2- 5	178	323	241	241	31	31	
TOTALS	RPI 1-25	RPI 26-50	W-L RECORDS	RPI 51-100	RPI 101-150	RPI 150+				
3- 5	0- 1	0- 0	OVERALL	0- 0	0- 1	3- 3				
1- 3	0- 0	0- 0	HOME	0- 0	0- 1	1- 2				
2- 1	0- 0	0- 0	AWAY	0- 0	0- 0	2- 0				
0- 1	0- 0	0- 0	NEUTRAL	0- 0	0- 0	0- 1				
2- 5	0- 1	0- 0	NON-CONFERENCE	0- 0	0- 1	2- 3				
0- 3	0- 0	0- 0	HOME	0- 0	0- 1	0- 2				
2- 1	0- 1	0- 0	AWAY	0- 0	0- 0	2- 0				
0- 1	0- 0	0- 0	NEUTRAL	0- 0	0- 0	0- 1				
1- 0	0- 0	0- 0	CONFERENCE	0- 0	0- 0	1- 0				
1- 0	0- 0	0- 0	HOME	0- 0	0- 0	1- 0				
0- 0	0- 0	0- 0	AWAY	0- 0	0- 0	0- 0				
0- 0	0- 0	0- 0	NEUTRAL	0- 0	0- 0	0- 0				

RPI 1-25				RPI 26-50				RPI 51-100				RPI 101+ Team's RPI: 244			
RPI	S	Opponent	Score	RPI	S	Opponent	Score	RPI	S	Opponent	Score	RPI	S	Opponent	Score
23	A	Miami (FL)	47 55									138	H	Brown	61 68
												165	H	Stetson	38 62
												241	A	North Florida	53 49
												243	N	Western Ill.	59 75
												258	H	Jacksonville	53 63
												296	H	South Carolina St.	65 50
												324	A	Western Caro.	66 59
LAST 12 Division I GAMES:															
324	A	Western Caro.	66 59	258	H	Jacksonville	53 63								
23	A	Miami (FL)	47 55	296	H	South Carolina St.	65 50								
138	H	Brown	61 68	243	N	Western Ill.	59 75								
				241	A	North Florida	53 49								
				165	H	Stetson	38 62								

Non-Div I Games: Edward Waters 67 48

Bethune-Cookman

■ Loss, 
 ■ Non-Conf, 
 ■ S Site, 
 ■ H Home 
 ■ A Away 
 N Neutral



Binghamton

Through Games Of Dec. 13, 2015

Average RPI Win:	295	WON-LOST	WINNING	LAST 10	STRENGTH OF	OPP. STRENGTH	TEAM	ADJ.	CONF.	ADJ CONF.
Average RPI Loss:	172	RECORD	PCT. RANK	GAMES	SCHEDULE	OF SCHEDULE	RPI	RPI	RPI	RPI
DIV. I ONLY	2- 7	283	2- 7	170	318	276	276	22	22	
DIV. I NON-CONF.	2- 7	279	2- 7	176	317	277	277	22	22	
TOTALS	RPI 1-25	RPI 26-50	W-L RECORDS	RPI 51-100	RPI 101-150	RPI 150+				
2- 7	0- 0	0- 0	OVERALL	0- 1	0- 3	2- 3				
2- 0	0- 0	0- 0	HOME	0- 0	0- 0	2- 0				
0- 7	0- 0	0- 0	AWAY	0- 1	0- 3	0- 3				
0- 0	0- 0	0- 0	NEUTRAL	0- 0	0- 0	0- 0				
2- 7	0- 0	0- 0	NON-CONFERENCE	0- 1	0- 3	2- 3				
2- 0	0- 0	0- 0	HOME	0- 0	0- 0	2- 0				
0- 7	0- 0	0- 0	AWAY	0- 1	0- 3	0- 3				
0- 0	0- 0	0- 0	NEUTRAL	0- 0	0- 0	0- 0				
0- 0	0- 0	0- 0	CONFERENCE	0- 0	0- 0	0- 0				
0- 0	0- 0	0- 0	HOME	0- 0	0- 0	0- 0				
0- 0	0- 0	0- 0	AWAY	0- 0	0- 0	0- 0				
0- 0	0- 0	0- 0	NEUTRAL	0- 0	0- 0	0- 0				

RPI 1-25				RPI 26-50				RPI 51-100				RPI 101+				Team's RPI: 276	
RPI	S	Opponent	Score	RPI	S	Opponent	Score	RPI	S	Opponent	Score	RPI	S	Opponent	Score		
								80	A	Michigan	62	90	123	A	Canisius	50	80
												138	A	Brown	65	67	
												149	A	Bucknell	46	76	
												197	A	Xavier	55	64	
												216	A	Columbia	64	71	
												282	H	NJIT	54	50	
												304	A	Sacred Heart	60	69	
												307	H	Colgate	63	56	
LAST 12 Division I GAMES:																	
				304	A	Sacred Heart	60	69	138	A	Brown	65	67				
				216	A	Columbia	64	71	197	A	Xavier	55	64				
				307	H	Colgate	63	56	123	A	Canisius	50	80				
									149	A	Bucknell	46	76				
									282	H	NJIT	54	50				
									80	A	Michigan	62	90				

Non-Div I Games: Cedar Crest 74 18

Binghamton

Loss, Non-Conf, S Site, H Home A Away N Neutral

Average RPI Win:	173	WON-LOST	WINNING	LAST 10	STRENGTH OF	OPP. STRENGTH	TEAM	ADJ.	CONF.	ADJ CONF.
Average RPI Loss:	86	RECORD	PCT. RANK	GAMES	SCHEDULE	OF SCHEDULE	RPI	RPI	RPI	RPI
DIV. I ONLY	3- 4	190	3- 4	140	60	185	185	18	18	
DIV. I NON-CONF.	3- 4	192	3- 4	147	59	186	186	18	18	
TOTALS	RPI 1-25	RPI 26-50	W-L RECORDS	RPI 51-100	RPI 101-150	RPI 150+				
3- 4	0- 0	0- 1	OVERALL	0- 2	1- 0	2- 1				
1- 3	0- 0	0- 1	HOME	0- 1	1- 0	0- 1				
1- 0	0- 0	0- 0	AWAY	0- 0	0- 0	1- 0				
1- 1	0- 0	0- 0	NEUTRAL	0- 1	0- 0	1- 0				
3- 4	0- 0	0- 1	NON-CONFERENCE	0- 2	1- 0	2- 1				
1- 3	0- 0	0- 1	HOME	0- 1	1- 0	0- 1				
1- 0	0- 0	0- 0	AWAY	0- 0	0- 0	1- 0				
1- 1	0- 0	0- 0	NEUTRAL	0- 1	0- 0	1- 0				
0- 0	0- 0	0- 0	CONFERENCE	0- 0	0- 0	0- 0				
0- 0	0- 0	0- 0	HOME	0- 0	0- 0	0- 0				
0- 0	0- 0	0- 0	AWAY	0- 0	0- 0	0- 0				
0- 0	0- 0	0- 0	NEUTRAL	0- 0	0- 0	0- 0				

RPI 1-25				RPI 26-50				RPI 51-100				RPI 101+ Team's RPI: 185			
RPI	S	Opponent	Score	RPI	S	Opponent	Score	RPI	S	Opponent	Score	RPI	S	Opponent	Score
				39	H	Idaho St.	77 80	62	H	Washington St.	52 57	115	H	Col. of Charleston	61 38
								72	N	Auburn	53 55	165	N	Stetson	71 65
												172	H	Utah Valley	70 72
												240	A	Portland	89 49
LAST 12 Division I GAMES:															
				39	H	Idaho St.	77 80	115	H	Col. of Charleston	61 38				
				240	A	Portland	89 49								
				62	H	Washington St.	52 57								
				165	N	Stetson	71 65								
				72	N	Auburn	53 55								
				172	H	Utah Valley	70 72								

Non-Div I Games: Concordia Portland 84 77 Cal St. L.A. 58 44

Boise St.

Loss, Non-Conf, S Site, H Home A Away N Neutral

Average RPI Win:	196	WON-LOST	WINNING	LAST 10	STRENGTH OF	OPP. STRENGTH	TEAM	ADJ.	CONF.	ADJ CONF.
Average RPI Loss:	32	RECORD	PCT. RANK	GAMES	SCHEDULE	OF SCHEDULE	RPI	RPI	RPI	RPI
DIV. I ONLY	8- 1	23	8- 1	94	182	36	36	5	5	
DIV. I NON-CONF.	8- 1	23	8- 1	101	186	36	36	5	5	
TOTALS	RPI 1-25	RPI 26-50	W-L RECORDS	RPI 51-100	RPI 101-150	RPI 150+				
8- 1	0- 0	1- 1	OVERALL	0- 0	2- 0	5- 0				
4- 0	0- 0	0- 0	HOME	0- 0	1- 0	3- 0				
3- 0	0- 0	1- 0	AWAY	0- 0	0- 0	2- 0				
1- 1	0- 0	0- 1	NEUTRAL	0- 0	1- 0	0- 0				
8- 1	0- 0	1- 1	NON-CONFERENCE	0- 0	2- 0	5- 0				
4- 0	0- 0	0- 0	HOME	0- 0	1- 0	3- 0				
3- 0	0- 0	1- 0	AWAY	0- 0	0- 0	2- 0				
1- 1	0- 0	0- 1	NEUTRAL	0- 0	1- 0	0- 0				
0- 0	0- 0	0- 0	CONFERENCE	0- 0	0- 0	0- 0				
0- 0	0- 0	0- 0	HOME	0- 0	0- 0	0- 0				
0- 0	0- 0	0- 0	AWAY	0- 0	0- 0	0- 0				
0- 0	0- 0	0- 0	NEUTRAL	0- 0	0- 0	0- 0				

RPI 1-25				RPI 26-50		Team's RPI: 36		RPI 51-100				RPI 101+			
RPI	S	Opponent	Score	RPI	S	Opponent	Score	RPI	S	Opponent	Score	RPI	S	Opponent	Score
				32	N	Oklahoma	61 76					110	H	Maine	55 48
				45	A	Purdue	58 56					129	N	Utah	76 51
												188	A	Providence	67 41
												228	H	New Hampshire	71 51
												234	H	Hartford	62 28
												294	H	Holy Cross	60 51
												338	A	Boston U.	58 37
LAST 12 Division I GAMES:															
				338	A	Boston U.	58 37			228	H	New Hampshire	71 51		
				294	H	Holy Cross	60 51			234	H	Hartford	62 28		
				110	H	Maine	55 48			45	A	Purdue	58 56		
				188	A	Providence	67 41			32	N	Oklahoma	61 76		
										129	N	Utah	76 51		

Non-Div I Games:

Boston College

Average RPI Win:	0	WON-LOST	WINNING	LAST 10	STRENGTH OF	OPP. STRENGTH	TEAM	ADJ.	CONF.	ADJ CONF.
Average RPI Loss:	195	RECORD	PCT. RANK	GAMES	SCHEDULE	OF SCHEDULE	RPI	RPI	RPI	RPI
DIV. I ONLY	0- 9	332	0- 9	241	270	338	338	26	26	
DIV. I NON-CONF.	0- 9	327	0- 9	246	272	339	339	27	27	
TOTALS	RPI 1-25	RPI 26-50	W-L RECORDS	RPI 51-100	RPI 101-150	RPI 150+				
0- 9	0- 0	0- 1	OVERALL	0- 1	0- 0	0- 7				
0- 5	0- 0	0- 1	HOME	0- 1	0- 0	0- 3				
0- 4	0- 0	0- 0	AWAY	0- 0	0- 0	0- 2				
0- 0	0- 0	0- 0	NEUTRAL	0- 0	0- 0	0- 0				
0- 9	0- 0	0- 1	NON-CONFERENCE	0- 1	0- 0	0- 7				
0- 5	0- 0	0- 1	HOME	0- 1	0- 0	0- 3				
0- 4	0- 0	0- 0	AWAY	0- 0	0- 0	0- 4				
0- 0	0- 0	0- 0	NEUTRAL	0- 0	0- 0	0- 0				
0- 0	0- 0	0- 0	CONFERENCE	0- 0	0- 0	0- 0				
0- 0	0- 0	0- 0	HOME	0- 0	0- 0	0- 0				
0- 0	0- 0	0- 0	AWAY	0- 0	0- 0	0- 0				
0- 0	0- 0	0- 0	NEUTRAL	0- 0	0- 0	0- 0				

RPI 1-25			RPI 26-50			RPI 51-100			RPI 101+			Team's RPI: 338
RPI	S	Opponent	Score	RPI	S	Opponent	Score	RPI	S	Opponent	Score	
				36	H	Boston College	37 58	59	H	Albany (NY)	43 83	
								167	H	Northeastern	44 77	
								170	H	Rhode Island	41 57	
								212	H	Marist	54 73	
								225	A	Harvard	55 73	
								228	A	New Hampshire	52 69	
								322	A	UMass Lowell	57 70	
								337	A	Dartmouth	52 72	
LAST 12 Division I GAMES:												
212	H	Marist	54 73	228	A	New Hampshire	52 69					
170	H	Rhode Island	41 57	322	A	UMass Lowell	57 70					
167	H	Northeastern	44 77	337	A	Dartmouth	52 72					
				225	A	Harvard	55 73					
				36	H	Boston College	37 58					
				59	H	Albany (NY)	43 83					

Non-Div I Games:

Boston U.

## Bowling Green

Through Games Of Dec. 13, 2015

Average RPI Win:	263	WON-LOST	WINNING	LAST 10	STRENGTH OF	OPP. STRENGTH	TEAM	ADJ.	CONF.	ADJ CONF.
Average RPI Loss:	177	RECORD	PCT. RANK	GAMES	SCHEDULE	OF SCHEDULE	RPI	RPI	RPI	RPI
DIV. I ONLY	4- 4	160	4- 4	317	211	254	254	12	12	
DIV. I NON-CONF.	4- 4	161	4- 4	317	215	255	255	12	12	
TOTALS	RPI 1-25	RPI 26-50	W-L RECORDS	RPI 51-100	RPI 101-150	RPI 150+				
4- 4	0- 0	0- 0	OVERALL	0- 1	0- 1	4- 2				
3- 0	0- 0	0- 0	HOME	0- 0	0- 0	3- 0				
0- 3	0- 0	0- 0	AWAY	0- 1	0- 0	0- 2				
1- 1	0- 0	0- 0	NEUTRAL	0- 0	0- 1	1- 0				
4- 4	0- 0	0- 0	NON-CONFERENCE	0- 1	0- 1	4- 2				
3- 0	0- 0	0- 0	HOME	0- 0	0- 0	3- 0				
0- 3	0- 0	0- 0	AWAY	0- 1	0- 0	0- 2				
1- 1	0- 0	0- 0	NEUTRAL	0- 0	0- 1	1- 0				
0- 0	0- 0	0- 0	CONFERENCE	0- 0	0- 0	0- 0				
0- 0	0- 0	0- 0	HOME	0- 0	0- 0	0- 0				
0- 0	0- 0	0- 0	AWAY	0- 0	0- 0	0- 0				
0- 0	0- 0	0- 0	NEUTRAL	0- 0	0- 0	0- 0				

RPI 1-25			RPI 26-50			RPI 51-100			RPI 101+			Team's RPI: 254
RPI	S	Opponent	Score	RPI	S	Opponent	Score	RPI	S	Opponent	Score	
						95 A Virginia	39 68			131 N Davidson	56 60	
										161 A Cincinnati	51 54	
										194 H Bradley	66 53	
										258 N Jacksonville	72 69	
										281 H Evansville	74 56	
										319 A Cleveland St.	48 69	
										320 H Illinois St.	70 52	
LAST 12 Division I GAMES:												
						95 A Virginia	39 68			161 A Cincinnati	51 54	
						319 A Cleveland St.	48 69			194 H Bradley	66 53	
						281 H Evansville	74 56			320 H Illinois St.	70 52	
						258 N Jacksonville	72 69					
						131 N Davidson	56 60					

Non-Div I Games:

Bowling Green

■ Loss, 
 ■ Non-Conf, 
 S Site, 
 ■ Home 
 ■ Away 
 N Neutral

Average RPI Win:	266	WON-LOST	WINNING	LAST 10	STRENGTH OF	OPP. STRENGTH	TEAM	ADJ.	CONF.	ADJ CONF.
Average RPI Loss:	110	RECORD	PCT. RANK	GAMES	SCHEDULE	OF SCHEDULE	RPI	RPI	RPI	RPI
DIV. I ONLY	3- 4	190	3- 4	138	241	194	194	15	15	
DIV. I NON-CONF.	3- 4	192	3- 4	145	240	196	196	15	15	
TOTALS	RPI 1-25	RPI 26-50	W-L RECORDS	RPI 51-100	RPI 101-150	RPI 150+				
3- 4	0- 0	0- 1	OVERALL	0- 2	0- 0	3- 1				
1- 3	0- 0	0- 1	HOME	0- 2	0- 0	1- 0				
2- 1	0- 0	0- 0	AWAY	0- 0	0- 0	2- 1				
0- 0	0- 0	0- 0	NEUTRAL	0- 0	0- 0	0- 0				
3- 4	0- 0	0- 1	NON-CONFERENCE	0- 2	0- 0	3- 1				
1- 3	0- 0	0- 1	HOME	0- 2	0- 0	1- 0				
2- 1	0- 0	0- 0	AWAY	0- 0	0- 0	2- 1				
0- 0	0- 0	0- 0	NEUTRAL	0- 0	0- 0	0- 0				
0- 0	0- 0	0- 0	CONFERENCE	0- 0	0- 0	0- 0				
0- 0	0- 0	0- 0	HOME	0- 0	0- 0	0- 0				
0- 0	0- 0	0- 0	AWAY	0- 0	0- 0	0- 0				
0- 0	0- 0	0- 0	NEUTRAL	0- 0	0- 0	0- 0				

RPI 1-25				RPI 26-50				RPI 51-100				RPI 101+				Team's RPI: 194	
RPI	S	Opponent	Score	RPI	S	Opponent	Score	RPI	S	Opponent	Score	RPI	S	Opponent	Score		
				32	H	Oklahoma	46 79	68	H	Western Mich.	59 72	204	A	Detroit	75 67		
								86	H	Ill.-Chicago	56 66	254	A	Bowling Green	53 66		
												259	A	Chicago St.	66 60		
												335	H	Kent St.	68 60		
LAST 12 Division I GAMES:																	
				68	H	Western Mich.	59 72	335	H	Kent St.	68 60						
				32	H	Oklahoma	46 79	86	H	Ill.-Chicago	56 66						
				254	A	Bowling Green	53 66	259	A	Chicago St.	66 60						
				204	A	Detroit	75 67										

Non-Div I Games: Eureka 87 47

Bradley

Average RPI Win: 257		WON-LOST	WINNING	LAST 10	STRENGTH OF	OPP. STRENGTH	TEAM	ADJ.	CONF.	ADJ CONF.
Average RPI Loss: 226		RECORD	PCT. RANK	GAMES	SCHEDULE	OF SCHEDULE	RPI	RPI	RPI	RPI
DIV. I ONLY		7- 1	29	7- 1	327	206	138	138	14	14
DIV. I NON-CONF.		7- 1	29	7- 1	327	211	140	140	14	14
TOTALS	RPI 1-25	RPI 26-50		W-L RECORDS	RPI 51-100		RPI 101-150		RPI 150+	
7- 1	0- 0	0- 0		OVERALL	0- 0		0- 0		7- 1	
5- 0	0- 0	0- 0		HOME	0- 0		0- 0		5- 0	
2- 1	0- 0	0- 0		AWAY	0- 0		0- 0		2- 1	
0- 0	0- 0	0- 0		NEUTRAL	0- 0		0- 0		0- 0	
7- 1	0- 0	0- 0		NON-CONFERENCE	0- 0		0- 0		7- 1	
5- 0	0- 0	0- 0		HOME	0- 0		0- 0		5- 0	
2- 1	0- 0	0- 0		AWAY	0- 0		0- 0		2- 1	
0- 0	0- 0	0- 0		NEUTRAL	0- 0		0- 0		0- 0	
0- 0	0- 0	0- 0		CONFERENCE	0- 0		0- 0		0- 0	
0- 0	0- 0	0- 0		HOME	0- 0		0- 0		0- 0	
0- 0	0- 0	0- 0		AWAY	0- 0		0- 0		0- 0	
0- 0	0- 0	0- 0		NEUTRAL	0- 0		0- 0		0- 0	

B  
r  
o  
w  
n

B  
r  
o  
w  
n

RPI 1-25				RPI 26-50				RPI 51-100				RPI 101+				Team's RPI: 138	
RPI	S	Opponent	Score	RPI	S	Opponent	Score	RPI	S	Opponent	Score	RPI	S	Opponent	Score		
												170	H	Rhode Island	67	63	
												188	H	Providence	57	47	
												226	A	Manhattan	56	80	
												244	A	Bethune-Cookman	68	61	
												276	H	Binghamton	67	65	
												293	A	Bryant	84	67	
												302	H	Morgan St.	72	45	
												328	H	Vermont	71	54	
LAST 12 Division I GAMES:																	
				293	A	Bryant	84 67	170	H	Rhode Island	67 63						
				276	H	Binghamton	67 65	226	A	Manhattan	56 80						
								328	H	Vermont	71 54						
								302	H	Morgan St.	72 45						
								188	H	Providence	57 47						
								244	A	Bethune-Cookman	68 61						

Non-Div I Games:	Mount Ida	114	28
------------------	-----------	-----	----

Brown

■ Loss, ■ Non-Conf, S Site, H Home A Away N Neutral

Average RPI Win:	325	WON-LOST	WINNING	LAST 10	STRENGTH OF	OPP. STRENGTH	TEAM	ADJ.	CONF.	ADJ CONF.
Average RPI Loss:	172	RECORD	PCT. RANK	GAMES	SCHEDULE	OF SCHEDULE	RPI	RPI	RPI	RPI
DIV. I ONLY	2- 7	283	2- 7	227	299	293	293	32	32	
DIV. I NON-CONF.	2- 7	279	2- 7	233	296	296	296	32	32	
TOTALS	RPI 1-25	RPI 26-50	W-L RECORDS	RPI 51-100	RPI 101-150	RPI 150+				
2- 7	0- 1	0- 0	OVERALL	0- 0	0- 2	2- 4				
1- 3	0- 0	0- 0	HOME	0- 0	0- 1	1- 2				
1- 4	0- 1	0- 0	AWAY	0- 0	0- 1	1- 2				
0- 0	0- 0	0- 0	NEUTRAL	0- 0	0- 0	0- 0				
2- 7	0- 1	0- 0	NON-CONFERENCE	0- 0	0- 2	2- 4				
1- 3	0- 0	0- 0	HOME	0- 0	0- 1	1- 2				
1- 4	0- 1	0- 0	AWAY	0- 0	0- 1	1- 2				
0- 0	0- 0	0- 0	NEUTRAL	0- 0	0- 0	0- 0				
0- 0	0- 0	0- 0	CONFERENCE	0- 0	0- 0	0- 0				
0- 0	0- 0	0- 0	HOME	0- 0	0- 0	0- 0				
0- 0	0- 0	0- 0	AWAY	0- 0	0- 0	0- 0				
0- 0	0- 0	0- 0	NEUTRAL	0- 0	0- 0	0- 0				

RPI 1-25				RPI 26-50				RPI 51-100				RPI 101+ Team's RPI: 293			
RPI	S	Opponent	Score	RPI	S	Opponent	Score	RPI	S	Opponent	Score	RPI	S	Opponent	Score
6	A	Seton Hall	57 93									110	A	Maine	38 76
												138	H	Brown	67 84
												188	A	Providence	78 88
												220	H	Massachusetts	69 86
												251	H	Cornell	62 70
												294	A	Holy Cross	64 65
												322	A	UMass Lowell	83 64
												328	H	Vermont	68 52
LAST 12 Division I GAMES:															
110	A	Maine	38 76	328	H	Vermont	68 52								
188	A	Providence	78 88	251	H	Cornell	62 70								
138	H	Brown	67 84	6	A	Seton Hall	57 93								
220	H	Massachusetts	69 86												
294	A	Holy Cross	64 65												
322	A	UMass Lowell	83 64												

Non-Div I Games:

Bryant



Bucknell

Through Games Of Dec. 13, 2015

Average RPI Win:	282	WON-LOST	WINNING	LAST 10	STRENGTH OF	OPP. STRENGTH	TEAM	ADJ.	CONF.	ADJ CONF.
Average RPI Loss:	109	RECORD	PCT. RANK	GAMES	SCHEDULE	OF SCHEDULE	RPI	RPI	RPI	RPI
DIV. I ONLY	5- 4	143	5- 4	144	319	149	149	26	26	
DIV. I NON-CONF.	5- 4	145	5- 4	150	318	152	152	27	27	
TOTALS	RPI 1-25	RPI 26-50	W-L RECORDS	RPI 51-100	RPI 101-150	RPI 150+				
5- 4	0- 1	0- 0	OVERALL	0- 1	0- 1	5- 1				
3- 1	0- 0	0- 0	HOME	0- 1	0- 0	3- 0				
2- 3	0- 1	0- 0	AWAY	0- 0	0- 1	2- 1				
0- 0	0- 0	0- 0	NEUTRAL	0- 0	0- 0	0- 0				
5- 4	0- 1	0- 0	NON-CONFERENCE	0- 1	0- 1	5- 1				
3- 1	0- 0	0- 0	HOME	0- 1	0- 0	3- 0				
2- 3	0- 1	0- 0	AWAY	0- 0	0- 1	2- 1				
0- 0	0- 0	0- 0	NEUTRAL	0- 0	0- 0	0- 0				
0- 0	0- 0	0- 0	CONFERENCE	0- 0	0- 0	0- 0				
0- 0	0- 0	0- 0	HOME	0- 0	0- 0	0- 0				
0- 0	0- 0	0- 0	AWAY	0- 0	0- 0	0- 0				
0- 0	0- 0	0- 0	NEUTRAL	0- 0	0- 0	0- 0				

RPI 1-25				RPI 26-50				RPI 51-100				RPI 101+ Team's RPI: 149			
RPI	S	Opponent	Score	RPI	S	Opponent	Score	RPI	S	Opponent	Score	RPI	S	Opponent	Score
4	A	Notre Dame	54 85					75	H	Youngstown St.	47 55	123	A	Canisius	56 61
												226	A	Manhattan	61 56
												235	A	UMBC	52 65
												276	H	Binghamton	76 46
												292	H	Fairleigh Dickinson	72 62
												299	H	Mt. St. Mary's	71 45
												319	A	Cleveland St.	59 57
LAST 12 Division I GAMES:															
123	A	Canisius	56 61	235	A	UMBC	52 65								
299	H	Mt. St. Mary's	71 45	292	H	Fairleigh Dickinson	72 62								
226	A	Manhattan	61 56	75	H	Youngstown St.	47 55								
276	H	Binghamton	76 46												
4	A	Notre Dame	54 85												
319	A	Cleveland St.	59 57												

Non-Div I Games:

Bucknell

Loss, Non-Conf, S Site, H Home A Away N Neutral

## Buffalo

Through Games Of Dec. 13, 2015

Average RPI Win:	240	WON-LOST	WINNING	LAST 10	STRENGTH OF	OPP. STRENGTH	TEAM	ADJ.	CONF.	ADJ CONF.
Average RPI Loss:	53	RECORD	PCT. RANK	GAMES	SCHEDULE	OF SCHEDULE	RPI	RPI	RPI	RPI
DIV. I ONLY	6- 3	100	6- 3	66	289	71	71	12	12	
DIV. I NON-CONF.	6- 3	101	6- 3	70	290	72	72	12	12	
TOTALS	RPI 1-25	RPI 26-50	W-L RECORDS	RPI 51-100	RPI 101-150	RPI 150+				
6- 3	0- 0	0- 2	OVERALL	0- 1	1- 0	5- 0				
3- 1	0- 0	0- 1	HOME	0- 0	1- 0	2- 0				
2- 2	0- 0	0- 1	AWAY	0- 1	0- 0	2- 0				
1- 0	0- 0	0- 0	NEUTRAL	0- 0	0- 0	1- 0				
6- 3	0- 0	0- 2	NON-CONFERENCE	0- 1	1- 0	5- 0				
3- 1	0- 0	0- 1	HOME	0- 0	1- 0	2- 0				
2- 2	0- 0	0- 1	AWAY	0- 1	0- 0	2- 0				
1- 0	0- 0	0- 0	NEUTRAL	0- 0	0- 0	1- 0				
0- 0	0- 0	0- 0	CONFERENCE	0- 0	0- 0	0- 0				
0- 0	0- 0	0- 0	HOME	0- 0	0- 0	0- 0				
0- 0	0- 0	0- 0	AWAY	0- 0	0- 0	0- 0				
0- 0	0- 0	0- 0	NEUTRAL	0- 0	0- 0	0- 0				

RPI 1-25				RPI 26-50				RPI 51-100				Team's RPI: 71		RPI 101+			
RPI	S	Opponent	Score	RPI	S	Opponent	Score	RPI	S	Opponent	Score			RPI	S	Opponent	Score
				38	A	St. Bonaventure	32 59	77	A	Hofstra	36 79			123	H	Canisius	54 40
				44	H	Duquesne	62 79							220	A	Massachusetts	56 48
														230	N	Clemson	61 51
														251	H	Cornell	59 41
														288	A	UCF	66 60
														330	H	LIU Brooklyn	55 38
LAST 12 Division I GAMES:																	
				220	A	Massachusetts	56 48	38	A	St. Bonaventure	32 59						
				123	H	Canisius	54 40	44	H	Duquesne	62 79						
				330	H	LIU Brooklyn	55 38	77	A	Hofstra	36 79						
								230	N	Clemson	61 51						
								288	A	UCF	66 60						
								251	H	Cornell	59 41						

Non-Div I Games:

Buffalo

■ Loss, 
 ■ Non-Conf, S Site, 
 ■ Home 
 ■ Away 
 N Neutral

Average RPI Win:	231	WON-LOST	WINNING	LAST 10	STRENGTH OF	OPP. STRENGTH	TEAM	ADJ.	CONF.	ADJ CONF.
Average RPI Loss:	50	RECORD	PCT. RANK	GAMES	SCHEDULE	OF SCHEDULE	RPI	RPI	RPI	RPI
DIV. I ONLY	5- 5	160	5- 5	157	31	132	132	6	6	
DIV. I NON-CONF.	5- 5	161	5- 5	161	31	134	134	6	6	
TOTALS	RPI 1-25	RPI 26-50	W-L RECORDS	RPI 51-100	RPI 101-150	RPI 150+				
5- 5	0- 1	0- 2	OVERALL	1- 2	0- 0	4- 0				
3- 1	0- 1	0- 0	HOME	1- 0	0- 0	2- 0				
1- 4	0- 0	0- 2	AWAY	0- 2	0- 0	1- 0				
1- 0	0- 0	0- 0	NEUTRAL	0- 0	0- 0	1- 0				
5- 5	0- 1	0- 2	NON-CONFERENCE	1- 2	0- 0	4- 0				
3- 1	0- 1	0- 0	HOME	1- 0	0- 0	2- 0				
1- 4	0- 0	0- 2	AWAY	0- 2	0- 0	1- 0				
1- 0	0- 0	0- 0	NEUTRAL	0- 0	0- 0	1- 0				
0- 0	0- 0	0- 0	CONFERENCE	0- 0	0- 0	0- 0				
0- 0	0- 0	0- 0	HOME	0- 0	0- 0	0- 0				
0- 0	0- 0	0- 0	AWAY	0- 0	0- 0	0- 0				
0- 0	0- 0	0- 0	NEUTRAL	0- 0	0- 0	0- 0				

RPI 1-25				RPI 26-50				RPI 51-100				RPI 101+				Team's RPI: 132
RPI	S	Opponent	Score	RPI	S	Opponent	Score	RPI	S	Opponent	Score	RPI	S	Opponent	Score	
12	H	Green Bay	46 55	28	A	Chattanooga	49 60	85	A	Wright St.	53 66	230	N	Clemson	54 50	
				33	A	South Fla.	77 87	93	A	Ball St.	50 58	249	H	Arkansas	63 57	
								100	H	TCU	65 53	288	A	UCF	71 63	
												289	H	Valparaiso	72 53	
LAST 12 Division I GAMES:																
249	H	Arkansas	63 57	85	A	Wright St.	53 66									
12	H	Green Bay	46 55	100	H	TCU	65 53									
93	A	Ball St.	50 58	288	A	UCF	71 63									
289	H	Valparaiso	72 53	230	N	Clemson	54 50									
				33	A	South Fla.	77 87									
				28	A	Chattanooga	49 60									

Non-Div I Games:

Butler

CSU Bakersfield

Through Games Of Dec. 13, 2015

Average RPI Win:	266	WON-LOST	WINNING	LAST 10	STRENGTH OF	OPP. STRENGTH	TEAM	ADJ.	CONF.	ADJ CONF.
Average RPI Loss:	131	RECORD	PCT. RANK	GAMES	SCHEDULE	OF SCHEDULE	RPI	RPI	RPI	RPI
DIV. I ONLY	1- 9	328	1- 9	279	27	321	321	23	23	
DIV. I NON-CONF.	1- 9	324	1- 9	282	26	322	322	24	24	
TOTALS	RPI 1-25	RPI 26-50	W-L RECORDS	RPI 51-100	RPI 101-150	RPI 150+				
1- 9	0- 2	0- 0	OVERALL	0- 2	0- 1	1- 4				
1- 2	0- 0	0- 0	HOME	0- 0	0- 1	1- 1				
0- 5	0- 1	0- 0	AWAY	0- 1	0- 0	0- 3				
0- 2	0- 1	0- 0	NEUTRAL	0- 1	0- 0	0- 0				
1- 9	0- 2	0- 0	NON-CONFERENCE	0- 2	0- 1	1- 4				
1- 2	0- 0	0- 0	HOME	0- 0	0- 1	1- 1				
0- 5	0- 1	0- 0	AWAY	0- 1	0- 0	0- 3				
0- 2	0- 1	0- 0	NEUTRAL	0- 1	0- 0	0- 0				
0- 0	0- 0	0- 0	CONFERENCE	0- 0	0- 0	0- 0				
0- 0	0- 0	0- 0	HOME	0- 0	0- 0	0- 0				
0- 0	0- 0	0- 0	AWAY	0- 0	0- 0	0- 0				
0- 0	0- 0	0- 0	NEUTRAL	0- 0	0- 0	0- 0				

RPI 1-25				RPI 26-50				RPI 51-100				RPI 101+ Team's RPI: 321			
RPI	S	Opponent	Score	RPI	S	Opponent	Score	RPI	S	Opponent	Score	RPI	S	Opponent	Score
11	N	South Carolina	71 90					51	N	Arizona St.	47 60	130	H	Pacific	74 80
14	A	UCLA	68 82					82	A	UC Riverside	61 81	174	A	Hawaii	60 74
												181	A	Fresno St.	52 57
												238	H	Pepperdine	73 76
												266	H	San Jose St.	90 88
												301	A	UC Santa Barbara	60 61
LAST 12 Division I GAMES:															
82	A	UC Riverside	61 81	11	N	South Carolina	71 90	174	A	Hawaii	60 74				
238	H	Pepperdine	73 76	266	H	San Jose St.	90 88	301	A	UC Santa Barbara	60 61				
14	A	UCLA	68 82	130	H	Pacific	74 80								
181	A	Fresno St.	52 57												
51	N	Arizona St.	47 60												

Non-Div I Games:

CSU Bakersfield

Loss, Non-Conf, S Site, H Home A Away N Neutral

Average RPI Win:	164	WON-LOST	WINNING	LAST 10	STRENGTH OF	OPP. STRENGTH	TEAM	ADJ.	CONF.	ADJ CONF.
Average RPI Loss:	147	RECORD	PCT. RANK	GAMES	SCHEDULE	OF SCHEDULE	RPI	RPI	RPI	RPI
DIV. I ONLY	1- 8	322	1- 8	97	161	267	267	19	19	
DIV. I NON-CONF.	1- 8	318	1- 8	104	164	269	269	19	19	
TOTALS	RPI 1-25	RPI 26-50	W-L RECORDS	RPI 51-100	RPI 101-150	RPI 150+				
1- 8	0- 1	0- 0	OVERALL	0- 2	0- 2	1- 3				
1- 3	0- 1	0- 0	HOME	0- 1	0- 0	1- 1				
0- 5	0- 0	0- 0	AWAY	0- 1	0- 2	0- 2				
0- 0	0- 0	0- 0	NEUTRAL	0- 0	0- 0	0- 0				
1- 8	0- 1	0- 0	NON-CONFERENCE	0- 2	0- 2	1- 3				
1- 3	0- 1	0- 0	HOME	0- 1	0- 0	1- 1				
0- 5	0- 0	0- 0	AWAY	0- 1	0- 2	0- 2				
0- 0	0- 0	0- 0	NEUTRAL	0- 0	0- 0	0- 0				
0- 0	0- 0	0- 0	CONFERENCE	0- 0	0- 0	0- 0				
0- 0	0- 0	0- 0	HOME	0- 0	0- 0	0- 0				
0- 0	0- 0	0- 0	AWAY	0- 0	0- 0	0- 0				
0- 0	0- 0	0- 0	NEUTRAL	0- 0	0- 0	0- 0				

RPI 1-25				RPI 26-50				RPI 51-100				RPI 101+ Team's RPI: 267			
RPI	S	Opponent	Score	RPI	S	Opponent	Score	RPI	S	Opponent	Score	RPI	S	Opponent	Score
7	H	Georgia	58 83					54	H	St. Mary's (CA)	59 93	119	A	San Diego	64 86
								74	A	Idaho	50 106	129	A	Utah	56 97
												164	H	Penn St.	81 73
												219	A	Eastern Wash.	59 70
												261	H	San Diego St.	65 67
												309	A	Southern Utah	65 67
LAST 12 Division I GAMES:															
129	A	Utah	56 97	261	H	San Diego St.	65 67								
309	A	Southern Utah	65 67	119	A	San Diego	64 86								
7	H	Georgia	58 83	54	H	St. Mary's (CA)	59 93								
164	H	Penn St.	81 73												
219	A	Eastern Wash.	59 70												
74	A	Idaho	50 106												

Non-Div I Games:

CSUN

■ Loss, 
 ■ Non-Conf, 
 ■ S Site, 
 ■ H Home 
 ■ A Away 
 N Neutral

Average RPI Win:	211	WON-LOST	WINNING	LAST 10	STRENGTH OF	OPP. STRENGTH	TEAM	ADJ.	CONF.	ADJ CONF.
Average RPI Loss:	72	RECORD	PCT. RANK	GAMES	SCHEDULE	OF SCHEDULE	RPI	RPI	RPI	RPI
DIV. I ONLY	6- 3	100	6- 3	83	228	83	83	19	19	
DIV. I NON-CONF.	6- 3	101	6- 3	89	229	83	83	19	19	
TOTALS	RPI 1-25	RPI 26-50	W-L RECORDS	RPI 51-100	RPI 101-150	RPI 150+				
6- 3	0- 0	0- 1	OVERALL	0- 1	1- 1	5- 0				
3- 1	0- 0	0- 1	HOME	0- 0	0- 0	3- 0				
3- 1	0- 0	0- 0	AWAY	0- 1	1- 0	2- 0				
0- 1	0- 0	0- 0	NEUTRAL	0- 0	0- 1	0- 0				
6- 3	0- 0	0- 1	NON-CONFERENCE	0- 1	1- 1	5- 0				
3- 1	0- 0	0- 1	HOME	0- 0	0- 0	3- 0				
3- 1	0- 0	0- 0	AWAY	0- 1	1- 0	2- 0				
0- 1	0- 0	0- 0	NEUTRAL	0- 0	0- 1	0- 0				
0- 0	0- 0	0- 0	CONFERENCE	0- 0	0- 0	0- 0				
0- 0	0- 0	0- 0	HOME	0- 0	0- 0	0- 0				
0- 0	0- 0	0- 0	AWAY	0- 0	0- 0	0- 0				
0- 0	0- 0	0- 0	NEUTRAL	0- 0	0- 0	0- 0				

RPI 1-25				RPI 26-50				RPI 51-100				Team's RPI: 83		RPI 101+			
RPI	S	Opponent	Score	RPI	S	Opponent	Score	RPI	S	Opponent	Score			RPI	S	Opponent	Score
				26	H	Santa Clara	63 69	52	A	California	57 82			106	A	San Francisco	62 61
														139	N	UTRGV	58 66
														181	H	Fresno St.	64 60
														192	H	Montana St.	66 57
														238	A	Pepperdine	61 47
														270	A	A&M-Corpus Christi	56 45
														280	H	Loyola Marymount	70 58
LAST 12 Division I GAMES:																	
				26	H	Santa Clara	63 69	280	H	Loyola Marymount	70 58						
				52	A	California	57 82	181	H	Fresno St.	64 60						
				106	A	San Francisco	62 61	238	A	Pepperdine	61 47						
				139	N	UTRGV	58 66	192	H	Montana St.	66 57						
				270	A	A&M-Corpus Christi	56 45										

Non-Div I Games:

Cal Poly

Average RPI Win: 308		WON-LOST	WINNING	LAST 10	STRENGTH OF	OPP. STRENGTH	TEAM	ADJ.	CONF.	ADJ CONF.
Average RPI Loss: 207		RECORD	PCT. RANK	GAMES	SCHEDULE	OF SCHEDULE	RPI	RPI	RPI	RPI
DIV. I ONLY		2- 9	295	1- 9	237	340	316	316	19	19
DIV. I NON-CONF.		2- 9	291	2- 9	242	340	315	315	19	19
TOTALS	RPI 1-25	RPI 26-50		W-L RECORDS		RPI 51-100	RPI 101-150	RPI 150+		
2- 9	0- 0	0- 0		OVERALL		0- 0	0- 1	2- 8		
1- 4	0- 0	0- 0		HOME		0- 0	0- 1	1- 3		
1- 4	0- 0	0- 0		AWAY		0- 0	0- 0	1- 4		
0- 1	0- 0	0- 0		NEUTRAL		0- 0	0- 0	0- 1		
2- 9	0- 0	0- 0		NON-CONFERENCE		0- 0	0- 1	2- 8		
1- 4	0- 0	0- 0		HOME		0- 0	0- 1	1- 3		
1- 4	0- 0	0- 0		AWAY		0- 0	0- 0	1- 4		
0- 1	0- 0	0- 0		NEUTRAL		0- 0	0- 0	0- 1		
0- 0	0- 0	0- 0		CONFERENCE		0- 0	0- 0	0- 0		
0- 0	0- 0	0- 0		HOME		0- 0	0- 0	0- 0		
0- 0	0- 0	0- 0		AWAY		0- 0	0- 0	0- 0		
0- 0	0- 0	0- 0		NEUTRAL		0- 0	0- 0	0- 0		

RPI 1-25				RPI 26-50				RPI 51-100				RPI 101+ Team's RPI: 316			
RPI	S	Opponent	Score	RPI	S	Opponent	Score	RPI	S	Opponent	Score	RPI	S	Opponent	Score
												119	H	San Diego	44 53
												179	H	Wyoming	56 61
												183	H	Weber St.	40 60
												192	A	Montana St.	66 89
												215	A	Montana	51 86
												219	H	Eastern Wash.	57 68
												237	A	SMU	53 74
												238	A	Pepperdine	75 81
												279	N	Northern Ill.	49 72
												280	A	Loyola Marymount	75 73
												336	H	Portland St.	84 69
LAST 12 Division I GAMES:															
				219	H	Eastern Wash.	57 68	119	H	San Diego	44 53				
				183	H	Weber St.	40 60	215	A	Montana	51 86				
				238	A	Pepperdine	75 81	192	A	Montana St.	66 89				
				280	A	Loyola Marymount	75 73	279	N	Northern Ill.	49 72				
				336	H	Portland St.	84 69	237	A	SMU	53 74				
								179	H	Wyoming	56 61				

Non-Div I Games:

Cal St. Fullerton

■ Loss, ■ Non-Conf, S Site, H Home A Away N Neutral

## California

Through Games Of Dec. 13, 2015

Average RPI Win:	128	WON-LOST	WINNING	LAST 10	STRENGTH OF	OPP. STRENGTH	TEAM	ADJ.	CONF.	ADJ CONF.
Average RPI Loss:	48	RECORD	PCT. RANK	GAMES	SCHEDULE	OF SCHEDULE	RPI	RPI	RPI	RPI
DIV. I ONLY	7- 2	52	7- 2	115	14	52	52	1	1	
DIV. I NON-CONF.	7- 2	50	7- 2	121	14	52	52	1	1	
TOTALS	RPI 1-25	RPI 26-50	W-L RECORDS	RPI 51-100	RPI 101-150	RPI 150+				
7- 2	0- 0	0- 1	OVERALL	4- 1	1- 0	2- 0				
4- 1	0- 0	0- 0	HOME	3- 1	1- 0	0- 0				
2- 0	0- 0	0- 0	AWAY	1- 0	0- 0	1- 0				
1- 1	0- 0	0- 1	NEUTRAL	0- 0	0- 0	1- 0				
7- 2	0- 0	0- 1	NON-CONFERENCE	4- 1	1- 0	2- 0				
4- 1	0- 0	0- 0	HOME	3- 1	1- 0	0- 0				
2- 0	0- 0	0- 0	AWAY	1- 0	0- 0	1- 0				
1- 1	0- 0	0- 1	NEUTRAL	0- 0	0- 0	1- 0				
0- 0	0- 0	0- 0	CONFERENCE	0- 0	0- 0	0- 0				
0- 0	0- 0	0- 0	HOME	0- 0	0- 0	0- 0				
0- 0	0- 0	0- 0	AWAY	0- 0	0- 0	0- 0				
0- 0	0- 0	0- 0	NEUTRAL	0- 0	0- 0	0- 0				

RPI 1-25				RPI 26-50				RPI 51-100				Team's RPI: 52	RPI 101+			
RPI	S	Opponent	Score	RPI	S	Opponent	Score	RPI	S	Opponent	Score		RPI	S	Opponent	Score
				41	N	Texas A&M	58 75	54	H	St. Mary's (CA)	63 64		122	H	Sacramento St.	117 99
								82	H	UC Riverside	64 58		155	N	Liberty	77 72
								83	H	Cal Poly	82 57		262	A	Austin Peay	67 58
								94	A	Louisville	75 71					
								98	H	Nebraska	87 80					
LAST 12 Division I GAMES:																
				98	H	Nebraska	87 80	54	H	St. Mary's (CA)	63 64					
				122	H	Sacramento St.	117 99	155	N	Liberty	77 72					
				262	A	Austin Peay	67 58	41	N	Texas A&M	58 75					
								83	H	Cal Poly	82 57					
								82	H	UC Riverside	64 58					
								94	A	Louisville	75 71					

Non-Div I Games:

California

■ Loss, 
■ Non-Conf, 
■ S Site, 
■ H Home 
■ A Away 
N Neutral



Average RPI Win:	307	WON-LOST	WINNING	LAST 10	STRENGTH OF	OPP. STRENGTH	TEAM	ADJ.	CONF.	ADJ CONF.
Average RPI Loss:	63	RECORD	PCT. RANK	GAMES	SCHEDULE	OF SCHEDULE	RPI	RPI	RPI	RPI
DIV. I ONLY	4- 1	41	4- 1	330	324	176	176	25	25	
DIV. I NON-CONF.	3- 1	65	3- 1	320	308	178	178	23	23	
TOTALS	RPI 1-25	RPI 26-50	W-L RECORDS	RPI 51-100	RPI 101-150	RPI 150+				
4- 1	0- 0	0- 0	OVERALL	0- 1	0- 0	4- 0				
2- 0	0- 0	0- 0	HOME	0- 0	0- 0	2- 0				
2- 1	0- 0	0- 0	AWAY	0- 1	0- 0	2- 0				
0- 0	0- 0	0- 0	NEUTRAL	0- 0	0- 0	0- 0				
3- 1	0- 0	0- 0	NON-CONFERENCE	0- 1	0- 0	3- 0				
2- 0	0- 0	0- 0	HOME	0- 0	0- 0	2- 0				
1- 1	0- 0	0- 0	AWAY	0- 1	0- 0	1- 0				
0- 0	0- 0	0- 0	NEUTRAL	0- 0	0- 0	0- 0				
1- 0	0- 0	0- 0	CONFERENCE	0- 0	0- 0	1- 0				
0- 0	0- 0	0- 0	HOME	0- 0	0- 0	0- 0				
1- 0	0- 0	0- 0	AWAY	0- 0	0- 0	1- 0				
0- 0	0- 0	0- 0	NEUTRAL	0- 0	0- 0	0- 0				

RPI 1-25			RPI 26-50			RPI 51-100			RPI 101+			Team's RPI: 176
RPI	S	Opponent	Score	RPI	S	Opponent	Score	RPI	S	Opponent	Score	
						63	A VCU	34	57	272	H N.C. A&T	56 55
										299	H Mt. St. Mary's	62 53
										314	A Coastal Caro.	83 70
										343	A N.C. Central	57 48
LAST 12 Division I GAMES:												
						314	A Coastal Caro.	83	70			
						63	A VCU	34	57			
						299	H Mt. St. Mary's	62	53			
						272	H N.C. A&T	56	55			
						343	A N.C. Central	57	48			

Non-Div I Games: UNC Pembroke

62 67

Campbell

Average RPI Win:	260	WON-LOST	WINNING	LAST 10	STRENGTH OF	OPP. STRENGTH	TEAM	ADJ.	CONF.	ADJ CONF.
Average RPI Loss:	73	RECORD	PCT. RANK	GAMES	SCHEDULE	OF SCHEDULE	RPI	RPI	RPI	RPI
DIV. I ONLY	5- 2	82	5- 2	263	179	123	123	28	28	
DIV. I NON-CONF.	3- 2	131	3- 2	169	155	132	132	25	25	
TOTALS	RPI 1-25	RPI 26-50	W-L RECORDS	RPI 51-100	RPI 101-150	RPI 150+				
5- 2	0- 0	0- 0	OVERALL	0- 2	1- 0	4- 0				
3- 0	0- 0	0- 0	HOME	0- 0	1- 0	2- 0				
2- 2	0- 0	0- 0	AWAY	0- 2	0- 0	2- 0				
0- 0	0- 0	0- 0	NEUTRAL	0- 0	0- 0	0- 0				
3- 2	0- 0	0- 0	NON-CONFERENCE	0- 2	1- 0	2- 0				
3- 0	0- 0	0- 0	HOME	0- 0	1- 0	2- 0				
0- 2	0- 0	0- 0	AWAY	0- 2	0- 0	0- 0				
0- 0	0- 0	0- 0	NEUTRAL	0- 0	0- 0	0- 0				
2- 0	0- 0	0- 0	CONFERENCE	0- 0	0- 0	2- 0				
0- 0	0- 0	0- 0	HOME	0- 0	0- 0	0- 0				
2- 0	0- 0	0- 0	AWAY	0- 0	0- 0	2- 0				
0- 0	0- 0	0- 0	NEUTRAL	0- 0	0- 0	0- 0				

RPI 1-25			RPI 26-50			RPI 51-100			RPI 101+			Team's RPI: 123
RPI	S	Opponent	Score	RPI	S	Opponent	Score	RPI	S	Opponent	Score	
						71	A Buffalo	40	54	149	H Bucknell	61 56
						75	A Youngstown St.	51	53	223	A Rider	73 64
										276	H Binghamton	80 50
										308	H Saint Francis (PA)	77 52
										342	A Saint Peter's	60 53
LAST 12 Division I GAMES:												
						75	A Youngstown St.	51	53	223	A Rider	73 64
										342	A Saint Peter's	60 53
										149	H Bucknell	61 56
										276	H Binghamton	80 50
										308	H Saint Francis (PA)	77 52
										71	A Buffalo	40 54

Non-Div I Games:

Canisius

Average RPI Win:	277	WON-LOST	WINNING	LAST 10	STRENGTH OF	OPP. STRENGTH	TEAM	ADJ.	CONF.	ADJ CONF.
Average RPI Loss:	29	RECORD	PCT. RANK	GAMES	SCHEDULE	OF SCHEDULE	RPI	RPI	RPI	RPI
DIV. I ONLY	4- 1	41	4- 1	268	259	108	108	24	24	
DIV. I NON-CONF.	4- 1	40	4- 1	272	261	110	110	26	26	
TOTALS	RPI 1-25	RPI 26-50	W-L RECORDS	RPI 51-100	RPI 101-150	RPI 150+				
4- 1	0- 0	0- 1	OVERALL	0- 0	0- 0	4- 0				
2- 0	0- 0	0- 0	HOME	0- 0	0- 0	2- 0				
2- 1	0- 0	0- 0	AWAY	0- 0	0- 0	2- 0				
0- 0	0- 0	0- 0	NEUTRAL	0- 0	0- 0	0- 0				
4- 1	0- 0	0- 1	NON-CONFERENCE	0- 0	0- 0	4- 0				
2- 0	0- 0	0- 0	HOME	0- 0	0- 0	2- 0				
2- 1	0- 0	0- 1	AWAY	0- 0	0- 0	2- 0				
0- 0	0- 0	0- 0	NEUTRAL	0- 0	0- 0	0- 0				
0- 0	0- 0	0- 0	CONFERENCE	0- 0	0- 0	0- 0				
0- 0	0- 0	0- 0	HOME	0- 0	0- 0	0- 0				
0- 0	0- 0	0- 0	AWAY	0- 0	0- 0	0- 0				
0- 0	0- 0	0- 0	NEUTRAL	0- 0	0- 0	0- 0				

RPI 1-25			RPI 26-50			RPI 51-100			RPI 101+			Team's RPI: 108
RPI	S	Opponent	Score	RPI	S	Opponent	Score	RPI	S	Opponent	Score	
				29	A	Tennessee	47 102					
								169	A	Southeast Mo. St.	63 54	
								286	H	Alcorn	58 35	
								326	A	Murray St.	61 51	
								326	H	Murray St.	50 40	
LAST 12 Division I GAMES:												
				169	A	Southeast Mo. St.	63 54					
				326	H	Murray St.	50 40					
				286	H	Alcorn	58 35					
				326	A	Murray St.	61 51					
				29	A	Tennessee	47 102					

Non-Div I Games: Hendrix 72 43 Crowley's Ridge 93 38

Central Ark.

Average RPI Win:	271	WON-LOST	WINNING	LAST 10	STRENGTH OF	OPP. STRENGTH	TEAM	ADJ.	CONF.	ADJ CONF.
Average RPI Loss:	167	RECORD	PCT. RANK	GAMES	SCHEDULE	OF SCHEDULE	RPI	RPI	RPI	RPI
DIV. I ONLY	2- 7	283	2- 7	154	309	277	277	32	32	
DIV. I NON-CONF.	2- 7	279	2- 7	158	307	279	279	32	32	
TOTALS	RPI 1-25	RPI 26-50	W-L RECORDS	RPI 51-100	RPI 101-150	RPI 150+				
2- 7	0- 0	0- 1	OVERALL	0- 1	0- 1	2- 4				
2- 1	0- 0	0- 0	HOME	0- 0	0- 0	2- 1				
0- 6	0- 0	0- 1	AWAY	0- 1	0- 1	0- 3				
0- 0	0- 0	0- 0	NEUTRAL	0- 0	0- 0	0- 0				
2- 7	0- 0	0- 1	NON-CONFERENCE	0- 1	0- 1	2- 4				
2- 1	0- 0	0- 0	HOME	0- 0	0- 0	2- 1				
0- 6	0- 0	0- 1	AWAY	0- 1	0- 1	0- 3				
0- 0	0- 0	0- 0	NEUTRAL	0- 0	0- 0	0- 0				
0- 0	0- 0	0- 0	CONFERENCE	0- 0	0- 0	0- 0				
0- 0	0- 0	0- 0	HOME	0- 0	0- 0	0- 0				
0- 0	0- 0	0- 0	AWAY	0- 0	0- 0	0- 0				
0- 0	0- 0	0- 0	NEUTRAL	0- 0	0- 0	0- 0				

RPI 1-25			RPI 26-50			RPI 51-100			RPI 101+			Team's RPI: 277
RPI	S	Opponent	Score	RPI	S	Opponent	Score	RPI	S	Opponent	Score	
				48	A	Maryland	43 86	56	A	Army West Point	52 81	
										110	A	Maine 42 62
										164	A	Penn St. 47 73
										220	H	Massachusetts 78 68
										228	H	New Hampshire 50 64
										234	A	Hartford 41 49
										322	H	UMass Lowell 64 53
										328	A	Vermont 63 79
LAST 12 Division I GAMES:												
				56	A	Army West Point	52 81	220	H	Massachusetts	78 68	
				322	H	UMass Lowell	64 53	48	A	Maryland	43 86	
				328	A	Vermont	63 79	234	A	Hartford	41 49	
								228	H	New Hampshire	50 64	
								110	A	Maine	42 62	
								164	A	Penn St.	47 73	

Non-Div I Games:

Central Conn. St.

Average RPI Win:	201	WON-LOST	WINNING	LAST 10	STRENGTH OF	OPP. STRENGTH	TEAM	ADJ.	CONF.	ADJ CONF.
Average RPI Loss:	46	RECORD	PCT. RANK	GAMES	SCHEDULE	OF SCHEDULE	RPI	RPI	RPI	RPI
DIV. I ONLY	4- 3	138	4- 3	49	119	65	65	12	12	
DIV. I NON-CONF.	4- 3	140	4- 3	52	122	66	66	12	12	
TOTALS	RPI 1-25	RPI 26-50	W-L RECORDS	RPI 51-100	RPI 101-150	RPI 150+				
4- 3	0- 1	0- 1	OVERALL	0- 1	1- 0	3- 0				
2- 1	0- 0	0- 1	HOME	0- 0	1- 0	1- 0				
2- 2	0- 1	0- 0	AWAY	0- 1	0- 0	2- 0				
0- 0	0- 0	0- 0	NEUTRAL	0- 0	0- 0	0- 0				
4- 3	0- 1	0- 1	NON-CONFERENCE	0- 1	1- 0	3- 0				
2- 1	0- 0	0- 1	HOME	0- 0	1- 0	1- 0				
2- 2	0- 1	0- 0	AWAY	0- 1	0- 0	2- 0				
0- 0	0- 0	0- 0	NEUTRAL	0- 0	0- 0	0- 0				
0- 0	0- 0	0- 0	CONFERENCE	0- 0	0- 0	0- 0				
0- 0	0- 0	0- 0	HOME	0- 0	0- 0	0- 0				
0- 0	0- 0	0- 0	AWAY	0- 0	0- 0	0- 0				
0- 0	0- 0	0- 0	NEUTRAL	0- 0	0- 0	0- 0				

RPI 1-25				RPI 26-50				RPI 51-100				RPI 101+			
RPI	S	Opponent	Score	RPI	S	Opponent	Score	RPI	S	Opponent	Score	RPI	S	Opponent	Score
8	A	Illinois	69 74	44	H	Duquesne	49 68	86	A	Ill.-Chicago	63 66	121	H	Middle Tenn.	81 59
												199	A	Loyola Chicago	68 59
												238	A	Oakland	110 87
												247	H	Indiana St.	85 65
LAST 12 Division I GAMES:															
8	A	Illinois	69 74	199	A	Loyola Chicago	68 59								
44	H	Duquesne	49 68	121	H	Middle Tenn.	81 59								
86	A	Ill.-Chicago	63 66	238	A	Oakland	110 87								
				247	H	Indiana St.	85 65								

Non-Div I Games:

Central Mich.

Through Games Of Dec. 13, 2015

RPI 1-25				RPI 26-50				RPI 51-100				RPI 101+				Team's RPI: 311	
RPI	S	Opponent	Score	RPI	S	Opponent	Score	RPI	S	Opponent	Score	RPI	S	Opponent	Score		
												115	A	Col. of Charleston	66	81	
												155	A	Liberty	40	51	
												214	H	Winthrop	54	51	
												230	A	Clemson	36	43	
												297	H	Wofford	74	64	
LAST 12 Division I GAMES:																	
				115	A	Col. of Charleston	66	81	155	A	Liberty				40	51	
				297	H	Wofford	74	64	214	H	Winthrop				54	51	
				230	A	Clemson	36	43									

Page 46

Average RPI Win:	178	WON-LOST	WINNING	LAST 10	STRENGTH OF	OPP. STRENGTH	TEAM	ADJ.	CONF.	ADJ CONF.
Average RPI Loss:	53	RECORD	PCT. RANK	GAMES	SCHEDULE	OF SCHEDULE	RPI	RPI	RPI	RPI
DIV. I ONLY	6- 3	100	6- 3	51	170	58	58	11	11	
DIV. I NON-CONF.	6- 3	101	6- 3	54	173	58	58	11	11	
TOTALS	RPI 1-25	RPI 26-50	W-L RECORDS	RPI 51-100	RPI 101-150	RPI 150+				
6- 3	0- 1	0- 0	OVERALL	1- 2	3- 0	2- 0				
4- 1	0- 1	0- 0	HOME	1- 0	2- 0	1- 0				
1- 2	0- 0	0- 0	AWAY	0- 2	0- 0	1- 0				
1- 0	0- 0	0- 0	NEUTRAL	0- 0	1- 0	0- 0				
6- 3	0- 1	0- 0	NON-CONFERENCE	1- 2	3- 0	2- 0				
4- 1	0- 1	0- 0	HOME	1- 0	2- 0	1- 0				
1- 2	0- 0	0- 0	AWAY	0- 2	0- 0	1- 0				
1- 0	0- 0	0- 0	NEUTRAL	0- 0	1- 0	0- 0				
0- 0	0- 0	0- 0	CONFERENCE	0- 0	0- 0	0- 0				
0- 0	0- 0	0- 0	HOME	0- 0	0- 0	0- 0				
0- 0	0- 0	0- 0	AWAY	0- 0	0- 0	0- 0				
0- 0	0- 0	0- 0	NEUTRAL	0- 0	0- 0	0- 0				

RPI 1-25				RPI 26-50				RPI 51-100 Team's RPI: 58				RPI 101+			
RPI	S	Opponent	Score	RPI	S	Opponent	Score	RPI	S	Opponent	Score	RPI	S	Opponent	Score
23	H	Miami (FL)	70 77					57	A	North Carolina St.	65 72	107	N	Mercer	72 62
								78	A	Elon	83 90	115	H	Col. of Charleston	89 61
								93	H	Ball St.	72 66	141	H	Robert Morris	94 73
												268	A	Georgia St.	83 71
												343	H	N.C. Central	67 52
LAST 12 Division I GAMES:															
115	H	Col. of Charleston	89 61	268	A	Georgia St.	83 71								
57	A	North Carolina St.	65 72	107	N	Mercer	72 62								
343	H	N.C. Central	67 52	23	H	Miami (FL)	70 77								
				78	A	Elon	83 90								
				141	H	Robert Morris	94 73								
				93	H	Ball St.	72 66								

Non-Div I Games:

Charlotte

## Chattanooga

Through Games Of Dec. 13, 2015

Average RPI Win:	103	WON-LOST	WINNING	LAST 10	STRENGTH OF	OPP. STRENGTH	TEAM	ADJ.	CONF.	ADJ CONF.
Average RPI Loss:	36	RECORD	PCT. RANK	GAMES	SCHEDULE	OF SCHEDULE	RPI	RPI	RPI	RPI
DIV. I ONLY	5- 4	143	1- 0	3	45	28	28	17	17	
DIV. I NON-CONF.	5- 4	145	1- 0	4	45	28	28	17	17	
TOTALS	RPI 1-25	RPI 26-50	W-L RECORDS	RPI 51-100	RPI 101-150	RPI 150+				
5- 4	0- 1	0- 2	OVERALL	2- 1	3- 0	0- 0				
5- 1	0- 1	0- 0	HOME	2- 0	3- 0	0- 0				
0- 3	0- 0	0- 2	AWAY	0- 1	0- 0	0- 0				
0- 0	0- 0	0- 0	NEUTRAL	0- 0	0- 0	0- 0				
5- 4	0- 1	0- 2	NON-CONFERENCE	2- 1	3- 0	0- 0				
5- 1	0- 1	0- 0	HOME	2- 0	3- 0	0- 0				
0- 3	0- 0	0- 2	AWAY	0- 1	0- 0	0- 0				
0- 0	0- 0	0- 0	NEUTRAL	0- 0	0- 0	0- 0				
0- 0	0- 0	0- 0	CONFERENCE	0- 0	0- 0	0- 0				
0- 0	0- 0	0- 0	HOME	0- 0	0- 0	0- 0				
0- 0	0- 0	0- 0	AWAY	0- 0	0- 0	0- 0				
0- 0	0- 0	0- 0	NEUTRAL	0- 0	0- 0	0- 0				

RPI 1-25				RPI 26-50				Team's RPI: 28	RPI 51-100				RPI 101+			
RPI	S	Opponent	Score	RPI	S	Opponent	Score		RPI	S	Opponent	Score	RPI	S	Opponent	Score
1	H	UConn	31 79	29	A	Tennessee	57 59		55	H	UT Martin	61 46	124	H	Southern Miss.	53 48
				33	A	South Fla.	33 61		64	H	Arkansas St.	55 54	132	H	Butler	60 49
									79	A	Indiana	43 54	141	H	McNeese St.	68 53
LAST 12 Division I GAMES:																
124	H	Southern Miss.	53 48	79	A	Indiana	43 54									
33	A	South Fla.	33 61	132	H	Butler	60 49									
1	H	UConn	31 79	141	H	McNeese St.	68 53									
55	H	UT Martin	61 46													
64	H	Arkansas St.	55 54													
29	A	Tennessee	57 59													

Non-Div I Games:

Chattanooga

■ Loss, 
■ Non-Conf, S Site, 
■ Home 
■ Away 
N Neutral



Average RPI Win:	191	WON-LOST	WINNING	LAST 10	STRENGTH OF	OPP. STRENGTH	TEAM	ADJ.	CONF.	ADJ CONF.
Average RPI Loss:	119	RECORD	PCT. RANK	GAMES	SCHEDULE	OF SCHEDULE	RPI	RPI	RPI	RPI
DIV. I ONLY	1- 8	322	1- 8	91	127	259	259	23	23	
DIV. I NON-CONF.	1- 8	318	1- 8	98	130	261	261	24	24	
TOTALS	RPI 1-25	RPI 26-50	W-L RECORDS	RPI 51-100	RPI 101-150	RPI 150+				
1- 8	0- 2	0- 1	OVERALL	0- 2	0- 0	1- 3				
1- 3	0- 1	0- 0	HOME	0- 1	0- 0	1- 1				
0- 5	0- 1	0- 1	AWAY	0- 1	0- 0	0- 2				
0- 0	0- 0	0- 0	NEUTRAL	0- 0	0- 0	0- 0				
1- 8	0- 2	0- 1	NON-CONFERENCE	0- 2	0- 0	1- 3				
1- 3	0- 1	0- 0	HOME	0- 1	0- 0	1- 1				
0- 5	0- 1	0- 1	AWAY	0- 1	0- 0	0- 2				
0- 0	0- 0	0- 0	NEUTRAL	0- 0	0- 0	0- 0				
0- 0	0- 0	0- 0	CONFERENCE	0- 0	0- 0	0- 0				
0- 0	0- 0	0- 0	HOME	0- 0	0- 0	0- 0				
0- 0	0- 0	0- 0	AWAY	0- 0	0- 0	0- 0				
0- 0	0- 0	0- 0	NEUTRAL	0- 0	0- 0	0- 0				

RPI 1-25				RPI 26-50				RPI 51-100				RPI 101+ Team's RPI: 259			
RPI	S	Opponent	Score	RPI	S	Opponent	Score	RPI	S	Opponent	Score	RPI	S	Opponent	Score
8	A	Illinois	36 67	35	A	DePaul	42 88	68	A	Western Mich.	56 65	191	H	Morehead St.	75 71
25	H	Kansas St.	54 63					86	H	Ill.-Chicago	47 51	194	H	Bradley	60 66
												243	A	Western Ill.	50 88
												295	A	IPFW	51 62
LAST 12 Division I GAMES:															
191	H	Morehead St.	75 71	295	A	IPFW	51 62								
35	A	DePaul	42 88	25	H	Kansas St.	54 63								
243	A	Western Ill.	50 88	194	H	Bradley	60 66								
68	A	Western Mich.	56 65												
86	H	Ill.-Chicago	47 51												
8	A	Illinois	36 67												

Non-Div I Games:

Chicago St.

Average RPI Win:	217	WON-LOST	WINNING	LAST 10	STRENGTH OF	OPP. STRENGTH	TEAM	ADJ.	CONF.	ADJ CONF.
Average RPI Loss:	92	RECORD	PCT. RANK	GAMES	SCHEDULE	OF SCHEDULE	RPI	RPI	RPI	RPI
DIV. I ONLY	3- 5	210	3- 5	36	153	161	161	9	9	
DIV. I NON-CONF.	3- 5	208	3- 5	39	156	161	161	9	9	
TOTALS	RPI 1-25	RPI 26-50	W-L RECORDS	RPI 51-100	RPI 101-150	RPI 150+				
3- 5	0- 3	0- 0	OVERALL	1- 0	0- 0	2- 2				
3- 1	0- 1	0- 0	HOME	1- 0	0- 0	2- 0				
0- 2	0- 0	0- 0	AWAY	0- 0	0- 0	0- 2				
0- 2	0- 2	0- 0	NEUTRAL	0- 0	0- 0	0- 0				
3- 5	0- 3	0- 0	NON-CONFERENCE	1- 0	0- 0	2- 2				
3- 1	0- 1	0- 0	HOME	1- 0	0- 0	2- 0				
0- 2	0- 0	0- 0	AWAY	0- 0	0- 0	0- 2				
0- 2	0- 2	0- 0	NEUTRAL	0- 0	0- 0	0- 0				
0- 0	0- 0	0- 0	CONFERENCE	0- 0	0- 0	0- 0				
0- 0	0- 0	0- 0	HOME	0- 0	0- 0	0- 0				
0- 0	0- 0	0- 0	AWAY	0- 0	0- 0	0- 0				
0- 0	0- 0	0- 0	NEUTRAL	0- 0	0- 0	0- 0				

RPI 1-25			RPI 26-50			RPI 51-100			RPI 101+			Team's RPI: 161
RPI	S	Opponent	Score	RPI	S	Opponent	Score	RPI	S	Opponent	Score	
17	N	Baylor	34 72					197	A	Xavier	56 65	
18	H	Ohio St.	76 105					204	A	Detroit	68 77	
24	N	Michigan St.	63 103					254	H	Bowling Green	54 51	
								308	H	Saint Francis (PA)	93 86	
LAST 12 Division I GAMES:												
89	H	Northern Ky.	71 68	197	A	Xavier	56 65					
308	H	Saint Francis (PA)	93 86	18	H	Ohio St.	76 105					
				204	A	Detroit	68 77					
				24	N	Michigan St.	63 103					
				17	N	Baylor	34 72					
				254	H	Bowling Green	54 51					

Non-Div I Games:

Cincinnati

Average RPI Win:	283	WON-LOST	WINNING	LAST 10	STRENGTH OF	OPP. STRENGTH	TEAM	ADJ.	CONF.	ADJ CONF.
Average RPI Loss:	136	RECORD	PCT. RANK	GAMES	SCHEDULE	OF SCHEDULE	RPI	RPI	RPI	RPI
DIV. I ONLY	3- 7	241	3- 7	86	334	230	230	5	5	
DIV. I NON-CONF.	3- 7	237	3- 7	93	335	230	230	5	5	
TOTALS	RPI 1-25	RPI 26-50	W-L RECORDS	RPI 51-100	RPI 101-150	RPI 150+				
3- 7	0- 1	0- 0	OVERALL	0- 1	0- 3	3- 2				
2- 3	0- 1	0- 0	HOME	0- 0	0- 0	2- 2				
1- 2	0- 0	0- 0	AWAY	0- 0	0- 2	1- 0				
0- 2	0- 0	0- 0	NEUTRAL	0- 1	0- 1	0- 0				
3- 7	0- 1	0- 0	NON-CONFERENCE	0- 1	0- 3	3- 2				
2- 3	0- 1	0- 0	HOME	0- 0	0- 0	2- 2				
1- 2	0- 0	0- 0	AWAY	0- 0	0- 2	1- 0				
0- 2	0- 0	0- 0	NEUTRAL	0- 1	0- 1	0- 0				
0- 0	0- 0	0- 0	CONFERENCE	0- 0	0- 0	0- 0				
0- 0	0- 0	0- 0	HOME	0- 0	0- 0	0- 0				
0- 0	0- 0	0- 0	AWAY	0- 0	0- 0	0- 0				
0- 0	0- 0	0- 0	NEUTRAL	0- 0	0- 0	0- 0				

RPI 1-25				RPI 26-50				RPI 51-100				RPI 101+ Team's RPI: 230			
RPI	S	Opponent	Score	RPI	S	Opponent	Score	RPI	S	Opponent	Score	RPI	S	Opponent	Score
11	H	South Carolina	41 67					71	N	Buffalo	51 61	113	A	Oregon	56 69
												127	A	Furman	49 70
												132	N	Butler	50 54
												186	H	William & Mary	41 58
												242	A	Tennessee Tech	71 53
												296	H	South Carolina St.	63 54
												311	H	Charleston So.	43 36
												314	H	Coastal Caro.	47 63
LAST 12 Division I GAMES:															
242	A	Tennessee Tech	71 53	132	N	Butler	50 54								
186	H	William & Mary	41 58	113	A	Oregon	56 69								
296	H	South Carolina St.	63 54	127	A	Furman	49 70								
71	N	Buffalo	51 61	11	H	South Carolina	41 67								
				314	H	Coastal Caro.	47 63								
				311	H	Charleston So.	43 36								

Non-Div I Games:

Clemson

Average RPI Win:	<b>295</b>	WON-LOST	WINNING	LAST 10	STRENGTH OF	OPP. STRENGTH	TEAM	ADJ.	CONF.	ADJ CONF.
Average RPI Loss:	<b>194</b>	RECORD	PCT. RANK	GAMES	SCHEDULE	OF SCHEDULE	RPI	RPI	RPI	RPI
DIV. I ONLY	<b>2- 5</b>	<b>247</b>	<b>2- 5</b>	<b>328</b>	<b>225</b>	<b>319</b>	<b>319</b>	<b>10</b>	<b>10</b>	
DIV. I NON-CONF.	<b>2- 5</b>	<b>242</b>	<b>2- 5</b>	<b>328</b>	<b>227</b>	<b>319</b>	<b>319</b>	<b>10</b>	<b>10</b>	
TOTALS	RPI 1-25	RPI 26-50	W-L RECORDS	RPI 51-100	RPI 101-150	RPI 150+				
2- 5	0- 0	0- 0	OVERALL	0- 1	0- 2	2- 2				
1- 2	0- 0	0- 0	HOME	0- 0	0- 1	1- 1				
1- 3	0- 0	0- 0	AWAY	0- 1	0- 1	1- 1				
0- 0	0- 0	0- 0	NEUTRAL	0- 0	0- 0	0- 0				
2- 5	0- 0	0- 0	NON-CONFERENCE	0- 1	0- 2	2- 2				
1- 2	0- 0	0- 0	HOME	0- 0	0- 1	1- 1				
1- 3	0- 0	0- 0	AWAY	0- 1	0- 1	1- 1				
0- 0	0- 0	0- 0	NEUTRAL	0- 0	0- 0	0- 0				
0- 0	0- 0	0- 0	CONFERENCE	0- 0	0- 0	0- 0				
0- 0	0- 0	0- 0	HOME	0- 0	0- 0	0- 0				
0- 0	0- 0	0- 0	AWAY	0- 0	0- 0	0- 0				
0- 0	0- 0	0- 0	NEUTRAL	0- 0	0- 0	0- 0				

RPI 1-25				RPI 26-50				RPI 51-100				RPI 101+				Team's RPI: 319	
RPI	S	Opponent	Score	RPI	S	Opponent	Score	RPI	S	Opponent	Score	RPI	S	Opponent	Score		
								97	A	Belmont	58	76	112	A	Toledo	53	66
													149	H	Bucknell	57	59
													254	H	Bowling Green	69	48
													281	H	Evansville	63	72
													329	A	Niagara	72	73
													335	A	Kent St.	60	49
LAST 12 Division I GAMES:																	
				112	A	Toledo	53	66	149	H	Bucknell	57	59				
				254	H	Bowling Green	69	48									
				335	A	Kent St.	60	49									
				329	A	Niagara	72	73									
				97	A	Belmont	58	76									
				281	H	Evansville	63	72									

Non-Div I Games:

Cleveland St.

Average RPI Win:	230	WON-LOST	WINNING	LAST 10	STRENGTH OF	OPP. STRENGTH	TEAM	ADJ.	CONF.	ADJ CONF.
Average RPI Loss:	216	RECORD	PCT. RANK	GAMES	SCHEDULE	OF SCHEDULE	RPI	RPI	RPI	RPI
DIV. I ONLY	1- 4	293	1- 4	301	265	314	314	25	25	
DIV. I NON-CONF.	1- 3	258	1- 3	339	188	327	327	23	23	
TOTALS	RPI 1-25	RPI 26-50	W-L RECORDS	RPI 51-100	RPI 101-150	RPI 150+				
1- 4	0- 0	0- 0	OVERALL	0- 1	0- 0	1- 3				
0- 1	0- 0	0- 0	HOME	0- 0	0- 0	0- 1				
1- 1	0- 0	0- 0	AWAY	0- 0	0- 0	1- 1				
0- 2	0- 0	0- 0	NEUTRAL	0- 1	0- 0	0- 1				
1- 3	0- 0	0- 0	NON-CONFERENCE	0- 1	0- 0	1- 2				
0- 0	0- 0	0- 0	HOME	0- 0	0- 0	0- 0				
1- 1	0- 0	0- 0	AWAY	0- 0	0- 0	1- 1				
0- 2	0- 0	0- 0	NEUTRAL	0- 1	0- 0	0- 1				
0- 1	0- 0	0- 0	CONFERENCE	0- 0	0- 0	0- 1				
0- 1	0- 0	0- 0	HOME	0- 0	0- 0	0- 1				
0- 0	0- 0	0- 0	AWAY	0- 0	0- 0	0- 0				
0- 0	0- 0	0- 0	NEUTRAL	0- 0	0- 0	0- 0				

RPI 1-25			RPI 26-50			RPI 51-100			RPI 101+			Team's RPI: 314
RPI	S	Opponent	Score	RPI	S	Opponent	Score	RPI	S	Opponent	Score	
						77 N Hofstra	40 82			176 H Campbell	70 83	
										230 A Clemson	63 47	
										304 N Sacred Heart	62 71	
										308 A Saint Francis (PA)	74 106	
LAST 12 Division I GAMES:												
						176 H Campbell	70 83					
						77 N Hofstra	40 82					
						304 N Sacred Heart	62 71					
						308 A Saint Francis (PA)	74 106					
						230 A Clemson	63 47					

Non-Div I Games: Allen 86 45 Warren Wilson 100 49 Mid-Atlantic Christ105 15

Coastal Caro.

Average RPI Win:	246	WON-LOST	WINNING	LAST 10	STRENGTH OF	OPP. STRENGTH	TEAM	ADJ.	CONF.	ADJ CONF.
Average RPI Loss:	103	RECORD	PCT. RANK	GAMES	SCHEDULE	OF SCHEDULE	RPI	RPI	RPI	RPI
DIV. I ONLY	4- 3	138	4- 3	126	287	115	115	13	13	
DIV. I NON-CONF.	4- 3	140	4- 3	133	287	117	117	13	13	
TOTALS	RPI 1-25	RPI 26-50	W-L RECORDS	RPI 51-100	RPI 101-150	RPI 150+				
4- 3	0- 0	0- 0	OVERALL	0- 2	0- 0	4- 1				
3- 0	0- 0	0- 0	HOME	0- 0	0- 0	3- 0				
1- 3	0- 0	0- 0	AWAY	0- 2	0- 0	1- 1				
0- 0	0- 0	0- 0	NEUTRAL	0- 0	0- 0	0- 0				
4- 3	0- 0	0- 0	NON-CONFERENCE	0- 2	0- 0	4- 1				
3- 0	0- 0	0- 0	HOME	0- 0	0- 0	3- 0				
1- 3	0- 0	0- 0	AWAY	0- 2	0- 0	1- 1				
0- 0	0- 0	0- 0	NEUTRAL	0- 0	0- 0	0- 0				
0- 0	0- 0	0- 0	CONFERENCE	0- 0	0- 0	0- 0				
0- 0	0- 0	0- 0	HOME	0- 0	0- 0	0- 0				
0- 0	0- 0	0- 0	AWAY	0- 0	0- 0	0- 0				
0- 0	0- 0	0- 0	NEUTRAL	0- 0	0- 0	0- 0				

RPI 1-25			RPI 26-50			RPI 51-100			RPI 101+			Team's RPI: 115
RPI	S	Opponent	Score	RPI	S	Opponent	Score	RPI	S	Opponent	Score	
						58	A Charlotte	61	89	178	H Houston	55 48
						67	A Virginia Tech	47	81	183	A Weber St.	50 42
										185	A Boise St.	38 61
										311	H Charleston So.	81 66
										312	H Appalachian St.	60 50
LAST 12 Division I GAMES:												
						58	A Charlotte	61	89	178	H Houston	55 48
						312	H Appalachian St.	60	50			
						311	H Charleston So.	81	66			
						67	A Virginia Tech	47	81			
						183	A Weber St.	50	42			
						185	A Boise St.	38	61			

Non-Div I Games:

Col. of Charleston

■ Loss, 
 ■ Non-Conf, 
 ■ S Site, 
 ■ H Home 
 ■ A Away 
 N Neutral

Average RPI Win: <b>330</b>	WON-LOST	WINNING	LAST 10	STRENGTH OF	OPP. STRENGTH	TEAM	ADJ.	CONF.	ADJ CONF.
Average RPI Loss: <b>183</b>	RECORD	PCT. RANK	GAMES	SCHEDULE	OF SCHEDULE	RPI	RPI	RPI	RPI
DIV. I ONLY	1- 7	315	1- 7	256	180	307	307	26	26
DIV. I NON-CONF.	1- 7	311	1- 7	261	184	308	308	27	27
TOTALS	RPI 1-25	RPI 26-50	W-L RECORDS	RPI 51-100	RPI 101-150	RPI 150+			
1- 7	0- 1	0- 1	OVERALL	0- 1	0- 0	1- 4			
0- 3	0- 1	0- 0	HOME	0- 1	0- 0	0- 1			
1- 4	0- 0	0- 1	AWAY	0- 0	0- 0	1- 3			
0- 0	0- 0	0- 0	NEUTRAL	0- 0	0- 0	0- 0			
1- 7	0- 1	0- 1	NON-CONFERENCE	0- 1	0- 0	1- 4			
0- 3	0- 1	0- 0	HOME	0- 1	0- 0	0- 1			
1- 4	0- 0	0- 1	AWAY	0- 0	0- 0	1- 3			
0- 0	0- 0	0- 0	NEUTRAL	0- 0	0- 0	0- 0			
0- 0	0- 0	0- 0	CONFERENCE	0- 0	0- 0	0- 0			
0- 0	0- 0	0- 0	HOME	0- 0	0- 0	0- 0			
0- 0	0- 0	0- 0	AWAY	0- 0	0- 0	0- 0			
0- 0	0- 0	0- 0	NEUTRAL	0- 0	0- 0	0- 0			

RPI 1-25				RPI 26-50				RPI 51-100				RPI 101+ Team's RPI: 307			
RPI	S	Opponent	Score	RPI	S	Opponent	Score	RPI	S	Opponent	Score	RPI	S	Opponent	Score
1	H	UConn	50 <b>94</b>	35	A	DePaul	46 <b>96</b>	76	H	Gonzaga	50 <b>80</b>	251	A	Cornell	60 <b>73</b>
												276	A	Binghamton	56 <b>63</b>
												305	H	Monmouth	80 <b>86</b>
												330	A	LIU Brooklyn	63 53
												335	A	Kent St.	71 <b>76</b>
LAST 12 Division I GAMES:															
305	H	Monmouth	80 <b>86</b>	76	H	Gonzaga	50 <b>80</b>	1	H	UConn	50 <b>94</b>				
251	A	Cornell	60 <b>73</b>					276	A	Binghamton	56 <b>63</b>				
335	A	Kent St.	71 <b>76</b>					330	A	LIU Brooklyn	63 53				
								35	A	DePaul	46 <b>96</b>				

Non-Div I Games:

Colgate

Average RPI Win:	228	WON-LOST	WINNING	LAST 10	STRENGTH OF	OPP. STRENGTH	TEAM	ADJ.	CONF.	ADJ CONF.
Average RPI Loss:	46	RECORD	PCT. RANK	GAMES	SCHEDULE	OF SCHEDULE	RPI	RPI	RPI	RPI
DIV. I ONLY	4- 5	177	4- 5	10	251	109	109	1	1	
DIV. I NON-CONF.	4- 5	180	4- 5	10	251	111	111	1	1	
TOTALS	RPI 1-25	RPI 26-50	W-L RECORDS	RPI 51-100	RPI 101-150	RPI 150+				
4- 5	0- 2	0- 1	OVERALL	0- 1	0- 1	4- 0				
4- 2	0- 1	0- 1	HOME	0- 0	0- 0	4- 0				
0- 3	0- 1	0- 0	AWAY	0- 1	0- 1	0- 0				
0- 0	0- 0	0- 0	NEUTRAL	0- 0	0- 0	0- 0				
4- 5	0- 2	0- 1	NON-CONFERENCE	0- 1	0- 1	4- 0				
4- 2	0- 1	0- 1	HOME	0- 0	0- 0	4- 0				
0- 3	0- 1	0- 0	AWAY	0- 1	0- 1	0- 0				
0- 0	0- 0	0- 0	NEUTRAL	0- 0	0- 0	0- 0				
0- 0	0- 0	0- 0	CONFERENCE	0- 0	0- 0	0- 0				
0- 0	0- 0	0- 0	HOME	0- 0	0- 0	0- 0				
0- 0	0- 0	0- 0	AWAY	0- 0	0- 0	0- 0				
0- 0	0- 0	0- 0	NEUTRAL	0- 0	0- 0	0- 0				

RPI 1-25				RPI 26-50				RPI 51-100				RPI 101+ Team's RPI: 109			
RPI	S	Opponent	Score	RPI	S	Opponent	Score	RPI	S	Opponent	Score	RPI	S	Opponent	Score
15	A	Kentucky	61 86	37	H	Florida	61 83	53	A	Colorado St.	63 64	104	A	Long Beach St.	42 59
19	H	Missouri	75 79									189	H	Northern Colo.	63 41
												220	H	Massachusetts	90 63
												224	H	Northern Ariz.	90 66
												280	H	Loyola Marymount	92 81
LAST 12 Division I GAMES:															
19	H	Missouri	75 79	53	A	Colorado St.	63 64								
224	H	Northern Ariz.	90 66	37	H	Florida	61 83								
104	A	Long Beach St.	42 59	220	H	Massachusetts	90 63								
				15	A	Kentucky	61 86								
				189	H	Northern Colo.	63 41								
				280	H	Loyola Marymount	92 81								

Non-Div I Games:

Colorado

■ Loss, 
 ■ Non-Conf, S Site, 
 ■ Home 
 ■ Away 
 N Neutral



Average RPI Win:	189	WON-LOST	WINNING	LAST 10	STRENGTH OF	OPP. STRENGTH	TEAM	ADJ.	CONF.	ADJ CONF.
Average RPI Loss:	43	RECORD	PCT. RANK	GAMES	SCHEDULE	OF SCHEDULE	RPI	RPI	RPI	RPI
DIV. I ONLY	7- 1	29	7- 1	226	38	53	53	18	18	
DIV. I NON-CONF.	7- 1	29	7- 1	232	38	53	53	18	18	
TOTALS	RPI 1-25	RPI 26-50	W-L RECORDS	RPI 51-100	RPI 101-150	RPI 150+				
7- 1	1- 0	0- 1	OVERALL	0- 0	1- 0	5- 0				
4- 0	1- 0	0- 0	HOME	0- 0	1- 0	2- 0				
2- 1	0- 0	0- 1	AWAY	0- 0	0- 0	2- 0				
1- 0	0- 0	0- 0	NEUTRAL	0- 0	0- 0	1- 0				
7- 1	1- 0	0- 1	NON-CONFERENCE	0- 0	1- 0	5- 0				
4- 0	1- 0	0- 0	HOME	0- 0	1- 0	2- 0				
2- 1	0- 0	0- 1	AWAY	0- 0	0- 0	2- 0				
1- 0	0- 0	0- 0	NEUTRAL	0- 0	0- 0	1- 0				
0- 0	0- 0	0- 0	CONFERENCE	0- 0	0- 0	0- 0				
0- 0	0- 0	0- 0	HOME	0- 0	0- 0	0- 0				
0- 0	0- 0	0- 0	AWAY	0- 0	0- 0	0- 0				
0- 0	0- 0	0- 0	NEUTRAL	0- 0	0- 0	0- 0				

RPI 1-25				RPI 26-50				RPI 51-100				Team's RPI: 53				RPI 101+			
RPI	S	Opponent	Score	RPI	S	Opponent	Score	RPI	S	Opponent	Score					RPI	S	Opponent	Score
13	H	BYU	61 55	43	A	Penn	48 49									109	H	Colorado	64 63
																189	A	Northern Colo.	62 46
																203	A	Navy	82 73
																215	H	Montana	75 43
																290	H	Incarnate Word	60 37
																302	N	Morgan St.	54 36
LAST 12 Division I GAMES:																			
215	H	Montana	75 43	13	H	BYU	61 55												
189	A	Northern Colo.	62 46	290	H	Incarnate Word	60 37												
109	H	Colorado	64 63																
203	A	Navy	82 73																
302	N	Morgan St.	54 36																
43	A	Penn	48 49																

Non-Div I Games: Okla. Panhandle 90 45 Western St. 84 42

Colorado St.

[illegible]

# Columbia

Average RPI Win:	303	WON-LOST	WINNING	LAST 10	STRENGTH OF	OPP. STRENGTH	TEAM	ADJ.	CONF.	ADJ CONF.
Average RPI Loss:	86	RECORD	PCT. RANK	GAMES	SCHEDULE	OF SCHEDULE	RPI	RPI	RPI	RPI
DIV. I ONLY	2- 6	261	2- 6	22	283	151	151	31	31	
DIV. I NON-CONF.	2- 6	258	2- 6	26	284	154	154	31	31	
TOTALS	RPI 1-25	RPI 26-50	W-L RECORDS	RPI 51-100	RPI 101-150	RPI 150+				
2- 6	0- 1	0- 0	OVERALL	0- 4	0- 0	2- 1				
1- 1	0- 0	0- 0	HOME	0- 0	0- 0	1- 1				
1- 5	0- 1	0- 0	AWAY	0- 4	0- 0	1- 0				
0- 0	0- 0	0- 0	NEUTRAL	0- 0	0- 0	0- 0				
2- 6	0- 1	0- 0	NON-CONFERENCE	0- 4	0- 0	2- 1				
1- 1	0- 0	0- 0	HOME	0- 0	0- 0	1- 1				
1- 5	0- 1	0- 0	AWAY	0- 4	0- 0	1- 0				
0- 0	0- 0	0- 0	NEUTRAL	0- 0	0- 0	0- 0				
0- 0	0- 0	0- 0	CONFERENCE	0- 0	0- 0	0- 0				
0- 0	0- 0	0- 0	HOME	0- 0	0- 0	0- 0				
0- 0	0- 0	0- 0	AWAY	0- 0	0- 0	0- 0				
0- 0	0- 0	0- 0	NEUTRAL	0- 0	0- 0	0- 0				

RPI 1-25				RPI 26-50				RPI 51-100				RPI 101+ Team's RPI: 151			
RPI	S	Opponent	Score	RPI	S	Opponent	Score	RPI	S	Opponent	Score	RPI	S	Opponent	Score
23	A	Miami (FL)	59 78					59	A	Syracuse	56 88	235	H	UMBC	61 68
								63	A	VCU	42 73	299	H	Mt. St. Mary's	66 55
								66	A	West Virginia	64 96	306	A	Towson	81 69
								67	A	Virginia Tech	39 72				
LAST 12 Division I GAMES:															
66	A	West Virginia	64 96	67	A	Virginia Tech	39 72								
63	A	VCU	42 73	59	A	Syracuse	56 88								
				23	A	Miami (FL)	59 78								
				299	H	Mt. St. Mary's	66 55								
				306	A	Towson	81 69								
				235	H	UMBC	61 68								

Non-Div I Games: Bowie St.

63 64

Coppin St.

Average RPI Win:	304	WON-LOST	WINNING	LAST 10	STRENGTH OF	OPP. STRENGTH	TEAM	ADJ.	CONF.	ADJ CONF.
Average RPI Loss:	145	RECORD	PCT. RANK	GAMES	SCHEDULE	OF SCHEDULE	RPI	RPI	RPI	RPI
DIV. I ONLY	4- 4	160	4- 4	310	260	251	251	14	14	
DIV. I NON-CONF.	4- 4	161	4- 4	312	262	251	251	14	14	
TOTALS	RPI 1-25	RPI 26-50	W-L RECORDS	RPI 51-100	RPI 101-150	RPI 150+				
4- 4	0- 0	0- 0	OVERALL	0- 1	0- 2	4- 1				
3- 1	0- 0	0- 0	HOME	0- 0	0- 1	3- 0				
1- 3	0- 0	0- 0	AWAY	0- 1	0- 1	1- 1				
0- 0	0- 0	0- 0	NEUTRAL	0- 0	0- 0	0- 0				
4- 4	0- 0	0- 0	NON-CONFERENCE	0- 1	0- 2	4- 1				
3- 1	0- 0	0- 0	HOME	0- 0	0- 1	3- 0				
1- 3	0- 0	0- 0	AWAY	0- 1	0- 1	1- 1				
0- 0	0- 0	0- 0	NEUTRAL	0- 0	0- 0	0- 0				
0- 0	0- 0	0- 0	CONFERENCE	0- 0	0- 0	0- 0				
0- 0	0- 0	0- 0	HOME	0- 0	0- 0	0- 0				
0- 0	0- 0	0- 0	AWAY	0- 0	0- 0	0- 0				
0- 0	0- 0	0- 0	NEUTRAL	0- 0	0- 0	0- 0				

RPI 1-25			RPI 26-50			RPI 51-100			RPI 101+			Team's RPI: 251
RPI	S	Opponent	Score	RPI	S	Opponent	Score	RPI	S	Opponent	Score	
						71 A Buffalo	41 59	136 A Marshall		47 73		
								137 H Stony Brook		49 58		
								234 A Hartford		50 53		
								293 A Bryant		70 62		
								306 H Towson		88 60		
								307 H Colgate		73 60		
								308 H Saint Francis (PA)		75 69		
LAST 12 Division I GAMES:												
137	H	Stony Brook	49 58	308	H	Saint Francis (PA)	75 69					
306	H	Towson	88 60	307	H	Colgate	73 60					
136	A	Marshall	47 73	293	A	Bryant	70 62					
71	A	Buffalo	41 59	234	A	Hartford	50 53					

Non-Div I Games:

Cornell

Average RPI Win:	186	WON-LOST	WINNING	LAST 10	STRENGTH OF	OPP. STRENGTH	TEAM	ADJ.	CONF.	ADJ CONF.
Average RPI Loss:	95	RECORD	PCT. RANK	GAMES	SCHEDULE	OF SCHEDULE	RPI	RPI	RPI	RPI
DIV. I ONLY	4- 6	197	4- 6	46	155	128	128	6	6	
DIV. I NON-CONF.	4- 6	197	4- 6	49	158	128	128	6	6	
TOTALS	RPI 1-25	RPI 26-50	W-L RECORDS	RPI 51-100	RPI 101-150	RPI 150+				
4- 6	0- 1	0- 1	OVERALL	0- 2	1- 1	3- 1				
2- 1	0- 0	0- 0	HOME	0- 1	0- 0	2- 0				
0- 4	0- 0	0- 1	AWAY	0- 1	0- 1	0- 1				
2- 1	0- 1	0- 0	NEUTRAL	0- 0	1- 0	1- 0				
4- 6	0- 1	0- 1	NON-CONFERENCE	0- 2	1- 1	3- 1				
2- 1	0- 0	0- 0	HOME	0- 1	0- 0	2- 0				
0- 4	0- 0	0- 1	AWAY	0- 1	0- 1	0- 1				
2- 1	0- 1	0- 0	NEUTRAL	0- 0	1- 0	1- 0				
0- 0	0- 0	0- 0	CONFERENCE	0- 0	0- 0	0- 0				
0- 0	0- 0	0- 0	HOME	0- 0	0- 0	0- 0				
0- 0	0- 0	0- 0	AWAY	0- 0	0- 0	0- 0				
0- 0	0- 0	0- 0	NEUTRAL	0- 0	0- 0	0- 0				

RPI 1-25			RPI 26-50			RPI 51-100			RPI 101+			Team's RPI: 128
RPI	S	Opponent	Score	RPI	S	Opponent	Score	RPI	S	Opponent	Score	
10	N	Northwestern	52 75	46	A	Drake	72 81	88	H	South Dakota St.	51 53	103 N East Carolina 91 66
								98	A	Nebraska	63 65	129 A Utah 58 74
												196 A Kansas 54 67
												209 H Wichita St. 79 54
												212 H Marist 89 46
												219 N Eastern Wash. 66 60
LAST 12 Division I GAMES:												
		98 A Nebraska	63 65			88 H South Dakota St.	51 53					
		196 A Kansas	54 67			129 A Utah	58 74					
		219 N Eastern Wash.	66 60			212 H Marist	89 46					
		10 N Northwestern	52 75			209 H Wichita St.	79 54					
		103 N East Carolina	91 66									
		46 A Drake	72 81									

Non-Div I Games:

Creighton

<div> <div>Average RPI Win: 286</div> <div>Average RPI Loss: 209</div> </div>				WON-LOST	WINNING	LAST 10	STRENGTH OF	OPP. STRENGTH	TEAM	ADJ.	CONF.	ADJ CONF.
				RECORD	PCT. RANK	GAMES	SCHEDULE	OF SCHEDULE	RPI	RPI	RPI	RPI
DIV. I ONLY				2- 8	293	2- 8	315	321	337	337	14	14
DIV. I NON-CONF.				2- 8	287	2- 8	315	320	338	338	14	14
TOTALS				RPI 1-25	RPI 26-50	W-L RECORDS	RPI 51-100	RPI 101-150	RPI 150+			
2- 8	0- 0	0- 0	OVERALL	0- 0	0- 2	2- 6						
1- 4	0- 0	0- 0	HOME	0- 0	0- 1	1- 3						
1- 2	0- 0	0- 0	AWAY	0- 0	0- 0	1- 2						
0- 2	0- 0	0- 0	NEUTRAL	0- 0	0- 1	0- 1						
2- 8	0- 0	0- 0	NON-CONFERENCE	0- 0	0- 2	2- 6						
1- 4	0- 0	0- 0	HOME	0- 0	0- 1	1- 3						
1- 2	0- 0	0- 0	AWAY	0- 0	0- 0	1- 2						
0- 2	0- 0	0- 0	NEUTRAL	0- 0	0- 1	0- 1						
0- 0	0- 0	0- 0	CONFERENCE	0- 0	0- 0	0- 0						
0- 0	0- 0	0- 0	HOME	0- 0	0- 0	0- 0						
0- 0	0- 0	0- 0	AWAY	0- 0	0- 0	0- 0						
0- 0	0- 0	0- 0	NEUTRAL	0- 0	0- 0	0- 0						

RPI 1-25				RPI 26-50				RPI 51-100				RPI 101+				Team's RPI: 337	
RPI	S	Opponent	Score	RPI	S	Opponent	Score	RPI	S	Opponent	Score	RPI	S	Opponent	Score		
												110	H	Maine	41	59	
												141	N	McNeese St.	56	78	
												170	H	Rhode Island	41	57	
												198	A	Drexel	53	69	
												228	H	New Hampshire	57	61	
												234	A	Hartford	43	36	
												238	A	Oakland	60	78	
												258	N	Jacksonville	44	51	
												328	H	Vermont	54	56	
												338	H	Boston U.	72	52	
LAST 12 Division I GAMES:																	
				238	A	Oakland	60	78				234	A	Hartford	43	36	
				338	H	Boston U.	72	52				328	H	Vermont	54	56	
				258	N	Jacksonville	44	51				110	H	Maine	41	59	
				141	N	McNeese St.	56	78				170	H	Rhode Island	41	57	
				228	H	New Hampshire	57	61									
				198	A	Drexel	53	69									

Non-Div I Games:

Dartmouth

Loss, Non-Conf, S Site, H Home A Away N Neutral

Average RPI Win:	246	WON-LOST	WINNING	LAST 10	STRENGTH OF	OPP. STRENGTH	TEAM	ADJ.	CONF.	ADJ CONF.
Average RPI Loss:	105	RECORD	PCT. RANK	GAMES	SCHEDULE	OF SCHEDULE	RPI	RPI	RPI	RPI
DIV. I ONLY	6- 4	131	6- 4	215	162	131	131	8	8	
DIV. I NON-CONF.	6- 4	131	6- 4	219	165	133	133	8	8	
TOTALS	RPI 1-25	RPI 26-50	W-L RECORDS	RPI 51-100	RPI 101-150	RPI 150+				
6- 4	0- 1	0- 0	OVERALL	0- 1	1- 0	5- 2				
2- 1	0- 1	0- 0	HOME	0- 0	0- 0	2- 0				
3- 3	0- 0	0- 0	AWAY	0- 1	1- 0	2- 2				
1- 0	0- 0	0- 0	NEUTRAL	0- 0	0- 0	1- 0				
6- 4	0- 1	0- 0	NON-CONFERENCE	0- 1	1- 0	5- 2				
2- 1	0- 1	0- 0	HOME	0- 0	0- 0	2- 0				
3- 3	0- 0	0- 0	AWAY	0- 1	1- 0	2- 2				
1- 0	0- 0	0- 0	NEUTRAL	0- 0	0- 0	1- 0				
0- 0	0- 0	0- 0	CONFERENCE	0- 0	0- 0	0- 0				
0- 0	0- 0	0- 0	HOME	0- 0	0- 0	0- 0				
0- 0	0- 0	0- 0	AWAY	0- 0	0- 0	0- 0				
0- 0	0- 0	0- 0	NEUTRAL	0- 0	0- 0	0- 0				

RPI S	Opponent	Score	RPI S	Opponent	Score	RPI S	Opponent	Score	RPI S	Opponent	Score	Team's RPI: 131
24	H Michigan St.	44 73				57	A North Carolina St.	42 58	127	A Furman	69 51	
									166	A Wake Forest	58 77	
									173	A Radford	68 79	
									213	A UNCW	77 50	
									254	N Bowling Green	60 56	
									264	A High Point	62 60	
									296	H South Carolina St.	63 51	
									324	H Western Caro.	64 51	
LAST 12 Division I GAMES:												
264	A High Point	62 60	296	H South Carolina St.	63 51							
57	A North Carolina St.	42 58	24	H Michigan St.	44 73							
166	A Wake Forest	58 77	324	H Western Caro.	64 51							
127	A Furman	69 51	173	A Radford	68 79							
			213	A UNCW	77 50							
			254	N Bowling Green	60 56							

Non-Div I Games:

Davidson

■ Loss, 
 ■ Non-Conf, 
 ■ S Site, 
 ■ H Home 
 ■ A Away 
 N Neutral

Average RPI Win:	127	WON-LOST	WINNING	LAST 10	STRENGTH OF	OPP. STRENGTH	TEAM	ADJ.	CONF.	ADJ CONF.
Average RPI Loss:	41	RECORD	PCT. RANK	GAMES	SCHEDULE	OF SCHEDULE	RPI	RPI	RPI	RPI
DIV. I ONLY	6- 3	100	6- 3	42	22	40	40	8	8	
DIV. I NON-CONF.	6- 3	101	6- 3	45	22	40	40	8	8	
TOTALS	RPI 1-25	RPI 26-50	W-L RECORDS	RPI 51-100	RPI 101-150	RPI 150+				
6- 3	0- 1	0- 1	OVERALL	1- 1	4- 0	1- 0				
3- 1	0- 0	0- 0	HOME	0- 1	2- 0	1- 0				
1- 1	0- 0	0- 1	AWAY	0- 0	1- 0	0- 0				
2- 1	0- 1	0- 0	NEUTRAL	1- 0	1- 0	0- 0				
6- 3	0- 1	0- 1	NON-CONFERENCE	1- 1	4- 0	1- 0				
3- 1	0- 0	0- 0	HOME	0- 1	2- 0	1- 0				
1- 1	0- 0	0- 1	AWAY	0- 0	1- 0	0- 0				
2- 1	0- 1	0- 0	NEUTRAL	1- 0	1- 0	0- 0				
0- 0	0- 0	0- 0	CONFERENCE	0- 0	0- 0	0- 0				
0- 0	0- 0	0- 0	HOME	0- 0	0- 0	0- 0				
0- 0	0- 0	0- 0	AWAY	0- 0	0- 0	0- 0				
0- 0	0- 0	0- 0	NEUTRAL	0- 0	0- 0	0- 0				

RPI 1-25				RPI 26-50				Team's RPI: 40				RPI 51-100				RPI 101+			
RPI	S	Opponent	Score	RPI	S	Opponent	Score	RPI	S	Opponent	Score	RPI	S	Opponent	Score	RPI	S	Opponent	Score
2	N	Stanford	66 74	45	A	Purdue	58 61	76	H	Gonzaga	47 57	94	N	Louisville	79 66	110	N	Maine	58 37
																112	A	Toledo	83 57
																133	H	Yale	81 75
																150	H	Vanderbilt	81 56
																160	H	Wisconsin	87 64
LAST 12 Division I GAMES:																			
76	H	Gonzaga	47 57	112	A	Toledo	83 57												
45	A	Purdue	58 61	94	N	Louisville	79 66												
133	H	Yale	81 75	2	N	Stanford	66 74												
				110	N	Maine	58 37												
				160	H	Wisconsin	87 64												
				150	H	Vanderbilt	81 56												

Non-Div I Games:

Dayton



Average RPI Win:	171	WON-LOST	WINNING	LAST 10	STRENGTH OF	OPP. STRENGTH	TEAM	ADJ.	CONF.	ADJ CONF.
Average RPI Loss:	7	RECORD	PCT. RANK	GAMES	SCHEDULE	OF SCHEDULE	RPI	RPI	RPI	RPI
DIV. I ONLY	7- 3	91	0- 1	23	57	35	35	6	6	
DIV. I NON-CONF.	7- 3	92	0- 1	27	56	35	35	6	6	
TOTALS	RPI 1-25	RPI 26-50	W-L RECORDS	RPI 51-100	RPI 101-150	RPI 150+				
7- 3	0- 3	2- 0	OVERALL	1- 0	0- 0	4- 0				
6- 1	0- 1	1- 0	HOME	1- 0	0- 0	4- 0				
1- 2	0- 2	1- 0	AWAY	0- 0	0- 0	0- 0				
0- 0	0- 0	0- 0	NEUTRAL	0- 0	0- 0	0- 0				
7- 3	0- 3	2- 0	NON-CONFERENCE	1- 0	0- 0	4- 0				
6- 1	0- 1	1- 0	HOME	1- 0	0- 0	4- 0				
1- 2	0- 2	1- 0	AWAY	0- 0	0- 0	0- 0				
0- 0	0- 0	0- 0	NEUTRAL	0- 0	0- 0	0- 0				
0- 0	0- 0	0- 0	CONFERENCE	0- 0	0- 0	0- 0				
0- 0	0- 0	0- 0	HOME	0- 0	0- 0	0- 0				
0- 0	0- 0	0- 0	AWAY	0- 0	0- 0	0- 0				
0- 0	0- 0	0- 0	NEUTRAL	0- 0	0- 0	0- 0				

RPI 1-25				RPI 26-50				Team's RPI: 35				RPI 51-100				RPI 101+			
RPI	S	Opponent	Score	RPI	S	Opponent	Score	RPI	S	Opponent	Score	RPI	S	Opponent	Score	RPI	S	Opponent	Score
1	H	UConn	70 86	38	H	St. Bonaventure	77 54	79	H	Indiana	84 69	152	H	Southern Ill.	105 61				
4	A	Notre Dame	90 95	41	A	Texas A&M	80 66					259	H	Chicago St.	88 42				
17	A	Baylor	72 86									307	H	Colgate	96 46				
												320	H	Illinois St.	89 41				
LAST 12 Division I GAMES:																			
17	A	Baylor	72 86	307	H	Colgate	96 46												
41	A	Texas A&M	80 66	259	H	Chicago St.	88 42												
4	A	Notre Dame	90 95	79	H	Indiana	84 69												
320	H	Illinois St.	89 41	38	H	St. Bonaventure	77 54												
1	H	UConn	70 86	152	H	Southern Ill.	105 61												

Non-Div I Games:

DePaul

Average RPI Win:	281	WON-LOST	WINNING	LAST 10	STRENGTH OF	OPP. STRENGTH	TEAM	ADJ.	CONF.	ADJ CONF.
Average RPI Loss:	131	RECORD	PCT. RANK	GAMES	SCHEDULE	OF SCHEDULE	RPI	RPI	RPI	RPI
DIV. I ONLY	4- 4	160	4- 4	324	187	246	246	13	13	
DIV. I NON-CONF.	4- 4	161	4- 4	324	192	244	244	13	13	
TOTALS	RPI 1-25	RPI 26-50	W-L RECORDS	RPI 51-100	RPI 101-150	RPI 150+				
4- 4	0- 0	0- 0	OVERALL	0- 1	0- 1	4- 2				
1- 1	0- 0	0- 0	HOME	0- 0	0- 1	1- 0				
2- 2	0- 0	0- 0	AWAY	0- 1	0- 0	2- 1				
1- 1	0- 0	0- 0	NEUTRAL	0- 0	0- 0	1- 1				
4- 4	0- 0	0- 0	NON-CONFERENCE	0- 1	0- 1	4- 2				
1- 1	0- 0	0- 0	HOME	0- 0	0- 1	1- 0				
2- 2	0- 0	0- 0	AWAY	0- 1	0- 0	2- 1				
1- 1	0- 0	0- 0	NEUTRAL	0- 0	0- 0	1- 1				
0- 0	0- 0	0- 0	CONFERENCE	0- 0	0- 0	0- 0				
0- 0	0- 0	0- 0	HOME	0- 0	0- 0	0- 0				
0- 0	0- 0	0- 0	AWAY	0- 0	0- 0	0- 0				
0- 0	0- 0	0- 0	NEUTRAL	0- 0	0- 0	0- 0				

RPI 1-25			RPI 26-50			RPI 51-100			RPI 101+			Team's RPI: 246
RPI	S	Opponent	Score	RPI	S	Opponent	Score	RPI	S	Opponent	Score	
						61 A Georgetown	50 61			103 H East Carolina	58 68	
										160 N Wisconsin	52 54	
										200 A George Mason	83 90	
										212 A Marist	56 50	
										233 A Fordham	55 48	
										331 H Lafayette	67 47	
										347 N North Dakota St.	62 50	
LAST 12 Division I GAMES:												
200	A	George Mason	83 90	61	A	Georgetown	50 61					
233	A	Fordham	55 48	331	H	Lafayette	67 47					
347	N	North Dakota St.	62 50									
160	N	Wisconsin	52 54									
103	H	East Carolina	58 68									
212	A	Marist	56 50									

Non-Div I Games:

Delaware

Average RPI Win:	319	WON-LOST	WINNING	LAST 10	STRENGTH OF	OPP. STRENGTH	TEAM	ADJ.	CONF.	ADJ CONF.
Average RPI Loss:	174	RECORD	PCT. RANK	GAMES	SCHEDULE	OF SCHEDULE	RPI	RPI	RPI	RPI
DIV. I ONLY	2- 7	283	1- 0	225	313	300	300	31	31	
DIV. I NON-CONF.	2- 7	279	1- 0	231	311	303	303	31	31	
TOTALS	RPI 1-25	RPI 26-50	W-L RECORDS	RPI 51-100	RPI 101-150	RPI 150+				
2- 7	0- 0	0- 0	OVERALL	0- 2	0- 1	2- 4				
1- 3	0- 0	0- 0	HOME	0- 0	0- 0	1- 3				
0- 4	0- 0	0- 0	AWAY	0- 2	0- 1	0- 1				
1- 0	0- 0	0- 0	NEUTRAL	0- 0	0- 0	1- 0				
2- 7	0- 0	0- 0	NON-CONFERENCE	0- 2	0- 1	2- 4				
1- 3	0- 0	0- 0	HOME	0- 0	0- 0	1- 3				
0- 4	0- 0	0- 0	AWAY	0- 2	0- 1	0- 1				
1- 0	0- 0	0- 0	NEUTRAL	0- 0	0- 0	1- 0				
0- 0	0- 0	0- 0	CONFERENCE	0- 0	0- 0	0- 0				
0- 0	0- 0	0- 0	HOME	0- 0	0- 0	0- 0				
0- 0	0- 0	0- 0	AWAY	0- 0	0- 0	0- 0				
0- 0	0- 0	0- 0	NEUTRAL	0- 0	0- 0	0- 0				

RPI 1-25			RPI 26-50			RPI 51-100			RPI 101+			Team's RPI: 300
RPI	S	Opponent	Score	RPI	S	Opponent	Score	RPI	S	Opponent	Score	
						66 A West Virginia	34 77	146 A Pittsburgh		43 77		
						81 A Fla. Atlantic	55 83	186 H William & Mary		59 65		
								208 H Lehigh		49 83		
								233 A Fordham		58 74		
								299 H Mt. St. Mary's		41 54		
								312 N Appalachian St.		76 69		
								325 H Wagner		66 44		
LAST 12 Division I GAMES:												
208	H	Lehigh	49 83	312	N	Appalachian St.	76 69					
146	A	Pittsburgh	43 77	325	H	Wagner	66 44					
299	H	Mt. St. Mary's	41 54	233	A	Fordham	58 74					
66	A	West Virginia	34 77	186	H	William & Mary	59 65					
				81	A	Fla. Atlantic	55 83					

Non-Div I Games:

Delaware St.

D  
e  
n  
v  
e  
rD  
e  
n  
v  
e  
r

Denver

Page 68

Average RPI Win:	262	WON-LOST	WINNING	LAST 10	STRENGTH OF	OPP. STRENGTH	TEAM	ADJ.	CONF.	ADJ CONF.
Average RPI Loss:	86	RECORD	PCT. RANK	GAMES	SCHEDULE	OF SCHEDULE	RPI	RPI	RPI	RPI
DIV. I ONLY	3- 5	210	3- 5	104	152	204	204	10	10	
DIV. I NON-CONF.	3- 5	208	3- 5	111	154	205	205	10	10	
TOTALS	RPI 1-25	RPI 26-50	W-L RECORDS	RPI 51-100	RPI 101-150	RPI 150+				
3- 5	0- 0	0- 2	OVERALL	0- 2	0- 0	3- 1				
3- 2	0- 0	0- 0	HOME	0- 1	0- 0	3- 1				
0- 3	0- 0	0- 2	AWAY	0- 1	0- 0	0- 0				
0- 0	0- 0	0- 0	NEUTRAL	0- 0	0- 0	0- 0				
3- 5	0- 0	0- 2	NON-CONFERENCE	0- 2	0- 0	3- 1				
3- 2	0- 0	0- 0	HOME	0- 1	0- 0	3- 1				
0- 3	0- 0	0- 2	AWAY	0- 1	0- 0	0- 0				
0- 0	0- 0	0- 0	NEUTRAL	0- 0	0- 0	0- 0				
0- 0	0- 0	0- 0	CONFERENCE	0- 0	0- 0	0- 0				
0- 0	0- 0	0- 0	HOME	0- 0	0- 0	0- 0				
0- 0	0- 0	0- 0	AWAY	0- 0	0- 0	0- 0				
0- 0	0- 0	0- 0	NEUTRAL	0- 0	0- 0	0- 0				

RPI S	Opponent	Score	RPI S	Opponent	Score	RPI S	Opponent	Score	RPI S	Opponent	Score	Team's RPI: 204
38	A St. Bonaventure	73 84	68	A Western Mich.	66 70	161	H Cincinnati	77 68				
48	A Maryland	41 97	80	H Michigan	61 88	194	H Bradley	67 75				
						295	H IPFW	64 63				
						329	H Niagara	80 75				
LAST 12 Division I GAMES:												
68	A Western Mich.	66 70	48	A Maryland	41 97							
295	H IPFW	64 63	80	H Michigan	61 88							
161	H Cincinnati	77 68	194	H Bradley	67 75							
329	H Niagara	80 75										
38	A St. Bonaventure	73 84										

Non-Div I Games: Salem Int'l 81 50

Detroit

## Drake

Through Games Of Dec. 13, 2015

Average RPI Win:	149	WON-LOST	WINNING	LAST 10	STRENGTH OF	OPP. STRENGTH	TEAM	ADJ.	CONF.	ADJ CONF.
Average RPI Loss:	65	RECORD	PCT. RANK	GAMES	SCHEDULE	OF SCHEDULE	RPI	RPI	RPI	RPI
DIV. I ONLY	6- 2	67	6- 2	87	61	46	46	15	15	
DIV. I NON-CONF.	6- 2	65	6- 2	94	60	46	46	15	15	
TOTALS	RPI 1-25	RPI 26-50	W-L RECORDS	RPI 51-100	RPI 101-150	RPI 150+				
6- 2	0- 1	0- 0	OVERALL	1- 0	3- 1	2- 0				
3- 1	0- 1	0- 0	HOME	1- 0	2- 0	0- 0				
2- 1	0- 0	0- 0	AWAY	0- 0	1- 1	1- 0				
1- 0	0- 0	0- 0	NEUTRAL	0- 0	0- 0	1- 0				
6- 2	0- 1	0- 0	NON-CONFERENCE	1- 0	3- 1	2- 0				
3- 1	0- 1	0- 0	HOME	1- 0	2- 0	0- 0				
2- 1	0- 0	0- 0	AWAY	0- 0	1- 1	1- 0				
1- 0	0- 0	0- 0	NEUTRAL	0- 0	0- 0	1- 0				
0- 0	0- 0	0- 0	CONFERENCE	0- 0	0- 0	0- 0				
0- 0	0- 0	0- 0	HOME	0- 0	0- 0	0- 0				
0- 0	0- 0	0- 0	AWAY	0- 0	0- 0	0- 0				
0- 0	0- 0	0- 0	NEUTRAL	0- 0	0- 0	0- 0				

RPI 1-25				RPI 26-50		Team's RPI: 46		RPI 51-100				RPI 101+			
RPI	S	Opponent	Score	RPI	S	Opponent	Score	RPI	S	Opponent	Score	RPI	S	Opponent	Score
12	H	Green Bay	61 86					99	H	Iowa St.	74 70	105	A	UNLV	76 68
												117	A	South Dakota	87 92
												128	H	Creighton	81 72
												144	H	North Dakota	73 63
												160	A	Wisconsin	89 70
												256	N	Tulsa	91 80
LAST 12 Division I GAMES:															
256	N	Tulsa	91 80	12	H	Green Bay	61 86	117	A	South Dakota	87 92	105	A	UNLV	76 68
128	H	Creighton	81 72												
144	H	North Dakota	73 63												
160	A	Wisconsin	89 70												
99	H	Iowa St.	74 70												

Non-Div I Games: William Penn 100 61

Drake

■ Loss, 
 ■ Non-Conf, S Site, 
 ■ Home 
 ■ Away 
 N Neutral

## Drexel

Through Games Of Dec. 13, 2015

Average RPI Win:	179	WON-LOST	WINNING	LAST 10	STRENGTH OF	OPP. STRENGTH	TEAM	ADJ.	CONF.	ADJ CONF.
Average RPI Loss:	106	RECORD	PCT. RANK	GAMES	SCHEDULE	OF SCHEDULE	RPI	RPI	RPI	RPI
DIV. I ONLY	3- 5	210	3- 5	153	88	198	198	13	13	
DIV. I NON-CONF.	3- 5	208	3- 5	157	88	200	200	13	13	
TOTALS	RPI 1-25	RPI 26-50	W-L RECORDS	RPI 51-100	RPI 101-150	RPI 150+				
3- 5	0- 0	1- 2	OVERALL	0- 1	0- 1	2- 1				
2- 1	0- 0	1- 0	HOME	0- 0	0- 1	1- 0				
1- 2	0- 0	0- 2	AWAY	0- 0	0- 0	1- 0				
0- 2	0- 0	0- 0	NEUTRAL	0- 1	0- 0	0- 1				
3- 5	0- 0	1- 2	NON-CONFERENCE	0- 1	0- 1	2- 1				
2- 1	0- 0	1- 0	HOME	0- 0	0- 1	1- 0				
1- 2	0- 0	0- 2	AWAY	0- 0	0- 0	1- 0				
0- 2	0- 0	0- 0	NEUTRAL	0- 1	0- 0	0- 1				
0- 0	0- 0	0- 0	CONFERENCE	0- 0	0- 0	0- 0				
0- 0	0- 0	0- 0	HOME	0- 0	0- 0	0- 0				
0- 0	0- 0	0- 0	AWAY	0- 0	0- 0	0- 0				
0- 0	0- 0	0- 0	NEUTRAL	0- 0	0- 0	0- 0				

RPI 1-25				RPI 26-50				RPI 51-100				RPI 101+				Team's RPI: 198	
RPI	S	Opponent	Score	RPI	S	Opponent	Score	RPI	S	Opponent	Score	RPI	S	Opponent	Score		
				33	A	South Fla.	58 73	84	N	Villanova	55 67	150	H	Vanderbilt	64 74		
				38	H	St. Bonaventure	58 46					162	A	Hampton	57 36		
				50	A	Saint Joseph's	46 53					215	N	Montana	50 58		
												337	H	Dartmouth	69 53		
LAST 12 Division I GAMES:																	
				50	A	Saint Joseph's	46 53	162	A	Hampton	57 36						
				337	H	Dartmouth	69 53	150	H	Vanderbilt	64 74						
								215	N	Montana	50 58						
								84	N	Villanova	55 67						
								38	H	St. Bonaventure	58 46						
								33	A	South Fla.	58 73						

Non-Div I Games:

Drexel

■ Loss, 
 ■ Non-Conf, S Site, 
 ■ Home 
 ■ Away 
 N Neutral

Average RPI Win:	106	WON-LOST	WINNING	LAST 10	STRENGTH OF	OPP. STRENGTH	TEAM	ADJ.	CONF.	ADJ CONF.
Average RPI Loss:	26	RECORD	PCT. RANK	GAMES	SCHEDULE	OF SCHEDULE	RPI	RPI	RPI	RPI
DIV. I ONLY	7- 2	52	7- 2	5	62	5	5	5	5	5
DIV. I NON-CONF.	7- 2	50	7- 2	6	61	5	5	5	5	5
TOTALS	RPI 1-25	RPI 26-50	W-L RECORDS	RPI 51-100	RPI 101-150	RPI 150+				
7- 2	0- 1	1- 1	OVERALL	4- 0	0- 0	2- 0				
3- 1	0- 0	0- 1	HOME	2- 0	0- 0	1- 0				
1- 1	0- 1	1- 0	AWAY	0- 0	0- 0	0- 0				
3- 0	0- 0	0- 0	NEUTRAL	2- 0	0- 0	1- 0				
7- 2	0- 1	1- 1	NON-CONFERENCE	4- 0	0- 0	2- 0				
3- 1	0- 0	0- 1	HOME	2- 0	0- 0	1- 0				
1- 1	0- 1	1- 0	AWAY	0- 0	0- 0	0- 0				
3- 0	0- 0	0- 0	NEUTRAL	2- 0	0- 0	1- 0				
0- 0	0- 0	0- 0	CONFERENCE	0- 0	0- 0	0- 0				
0- 0	0- 0	0- 0	HOME	0- 0	0- 0	0- 0				
0- 0	0- 0	0- 0	AWAY	0- 0	0- 0	0- 0				
0- 0	0- 0	0- 0	NEUTRAL	0- 0	0- 0	0- 0				

RPI	S	Opponent	Score	RPI	S	Opponent	Score	RPI	S	Opponent	Score	RPI	S	Opponent	Score
11	A	South Carolina	55 66	41	H	Texas A&M	66 72	56	H	Army West Point	72 61	171	N	Texas St.	85 34
				43	A	Penn	57 50	74	N	Idaho	74 68	214	H	Winthrop	78 50
								87	H	Minnesota	84 64				
								99	N	Iowa St.	86 48				
LAST 12 Division I GAMES:															
11	A	South Carolina	55 66	56	H	Army West Point	72 61								
87	H	Minnesota	84 64	41	H	Texas A&M	66 72								
171	N	Texas St.	85 34	214	H	Winthrop	78 50								
99	N	Iowa St.	86 48	43	A	Penn	57 50								
74	N	Idaho	74 68												

Non-Div I Games:

Duke



Average RPI Win:	198	WON-LOST	WINNING	LAST 10	STRENGTH OF	OPP. STRENGTH	TEAM	ADJ.	CONF.	ADJ CONF.
Average RPI Loss:	31	RECORD	PCT. RANK	GAMES	SCHEDULE	OF SCHEDULE	RPI	RPI	RPI	RPI
DIV. I ONLY	9- 1	15	9- 1	186	145	44	44	8	8	
DIV. I NON-CONF.	9- 1	15	9- 1	191	148	44	44	8	8	
TOTALS	RPI 1-25	RPI 26-50	W-L RECORDS	RPI 51-100	RPI 101-150	RPI 150+				
9- 1	0- 0	1- 1	OVERALL	2- 0	1- 0	5- 0				
3- 0	0- 0	1- 0	HOME	0- 0	0- 0	2- 0				
5- 1	0- 0	0- 1	AWAY	2- 0	1- 0	2- 0				
1- 0	0- 0	0- 0	NEUTRAL	0- 0	0- 0	1- 0				
9- 1	0- 0	1- 1	NON-CONFERENCE	2- 0	1- 0	5- 0				
3- 0	0- 0	1- 0	HOME	0- 0	0- 0	2- 0				
5- 1	0- 0	0- 1	AWAY	2- 0	1- 0	2- 0				
1- 0	0- 0	0- 0	NEUTRAL	0- 0	0- 0	1- 0				
0- 0	0- 0	0- 0	CONFERENCE	0- 0	0- 0	0- 0				
0- 0	0- 0	0- 0	HOME	0- 0	0- 0	0- 0				
0- 0	0- 0	0- 0	AWAY	0- 0	0- 0	0- 0				
0- 0	0- 0	0- 0	NEUTRAL	0- 0	0- 0	0- 0				

RPI 1-25				RPI 26-50				Team's RPI: 44				RPI 51-100				RPI 101+			
RPI	S	Opponent	Score	RPI	S	Opponent	Score	RPI	S	Opponent	Score	RPI	S	Opponent	Score	RPI	S	Opponent	Score
				31	A	Princeton	66 94	65	A	Central Mich.	68 49	116	A	New Mexico	78 69				
				47	H	Ohio	64 47	71	A	Buffalo	79 62	265	H	UMES	95 59				
												272	N	N.C. A&T	81 67				
												274	H	Howard	86 62				
												331	A	Lafayette	73 65				
												342	A	Saint Peter's	63 38				
LAST 12 Division I GAMES:																			
				71	A	Buffalo	79 62	47	H	Ohio	64 47					265	H	UMES	95 59
				65	A	Central Mich.	68 49					31	A	Princeton	66 94				
				116	A	New Mexico	78 69					342	A	Saint Peter's	63 38				
				272	N	N.C. A&T	81 67												
				274	H	Howard	86 62												
				331	A	Lafayette	73 65												

Non-Div I Games:

Duquesne

Average RPI Win:	214	WON-LOST	WINNING	LAST 10	STRENGTH OF	OPP. STRENGTH	TEAM	ADJ.	CONF.	ADJ CONF.
Average RPI Loss:	149	RECORD	PCT. RANK	GAMES	SCHEDULE	OF SCHEDULE	RPI	RPI	RPI	RPI
DIV. I ONLY	2- 6	261	2- 6	95	258	193	193	17	17	
DIV. I NON-CONF.	2- 6	258	2- 6	102	259	195	195	17	17	
TOTALS	RPI 1-25	RPI 26-50	W-L RECORDS	RPI 51-100	RPI 101-150	RPI 150+				
2- 6	0- 0	0- 1	OVERALL	0- 1	0- 1	2- 3				
1- 0	0- 0	0- 0	HOME	0- 0	0- 0	1- 0				
1- 6	0- 0	0- 1	AWAY	0- 1	0- 1	1- 3				
0- 0	0- 0	0- 0	NEUTRAL	0- 0	0- 0	0- 0				
2- 6	0- 0	0- 1	NON-CONFERENCE	0- 1	0- 1	2- 3				
1- 0	0- 0	0- 0	HOME	0- 0	0- 0	1- 0				
1- 6	0- 0	0- 1	AWAY	0- 1	0- 1	1- 3				
0- 0	0- 0	0- 0	NEUTRAL	0- 0	0- 0	0- 0				
0- 0	0- 0	0- 0	CONFERENCE	0- 0	0- 0	0- 0				
0- 0	0- 0	0- 0	HOME	0- 0	0- 0	0- 0				
0- 0	0- 0	0- 0	AWAY	0- 0	0- 0	0- 0				
0- 0	0- 0	0- 0	NEUTRAL	0- 0	0- 0	0- 0				

RPI 1-25				RPI 26-50				RPI 51-100				RPI 101+				Team's RPI: 193	
RPI	S	Opponent	Score	RPI	S	Opponent	Score	RPI	S	Opponent	Score	RPI	S	Opponent	Score		
				29	A	Tennessee	49 85	78	A	Elon	38 50	150	A	Vanderbilt	39 65		
												157	A	Eastern Ky.	41 64		
												166	A	Wake Forest	52 69		
												201	H	UNC Asheville	74 68		
												227	A	Old Dominion	56 52		
												312	A	Appalachian St.	52 70		
LAST 12 Division I GAMES:																	
				227	A	Old Dominion	56 52	150	A	Vanderbilt	39 65						
				312	A	Appalachian St.	52 70	29	A	Tennessee	49 85						
				166	A	Wake Forest	52 69	78	A	Elon	38 50						
				201	H	UNC Asheville	74 68	157	A	Eastern Ky.	41 64						

Non-Div I Games: Armstrong St. 62 52 Brevard 69 46

ETSU

Loss, Non-Conf, S Site, H Home A Away N Neutral

East Carolina

Through Games Of Dec. 13, 2015

Average RPI Win:	230	WON-LOST	WINNING	LAST 10	STRENGTH OF	OPP. STRENGTH	TEAM	ADJ.	CONF.	ADJ CONF.
Average RPI Loss:	70	RECORD	PCT. RANK	GAMES	SCHEDULE	OF SCHEDULE	RPI	RPI	RPI	RPI
DIV. I ONLY	6- 3	100	6- 3	183	124	103	103	9	9	
DIV. I NON-CONF.	6- 3	101	6- 3	189	128	105	105	9	9	
TOTALS	RPI 1-25	RPI 26-50	W-L RECORDS	RPI 51-100	RPI 101-150	RPI 150+				
6- 3	0- 1	0- 0	OVERALL	0- 1	1- 1	5- 0				
2- 0	0- 0	0- 0	HOME	0- 0	0- 0	2- 0				
2- 1	0- 0	0- 0	AWAY	0- 1	0- 0	2- 0				
2- 2	0- 1	0- 0	NEUTRAL	0- 0	1- 1	1- 0				
6- 3	0- 1	0- 0	NON-CONFERENCE	0- 1	1- 1	5- 0				
2- 0	0- 0	0- 0	HOME	0- 0	0- 0	2- 0				
2- 1	0- 0	0- 0	AWAY	0- 1	0- 0	2- 0				
2- 2	0- 1	0- 0	NEUTRAL	0- 0	1- 1	1- 0				
0- 0	0- 0	0- 0	CONFERENCE	0- 0	0- 0	0- 0				
0- 0	0- 0	0- 0	HOME	0- 0	0- 0	0- 0				
0- 0	0- 0	0- 0	AWAY	0- 0	0- 0	0- 0				
0- 0	0- 0	0- 0	NEUTRAL	0- 0	0- 0	0- 0				

RPI 1-25			RPI 26-50			RPI 51-100			RPI 101+			Team's RPI: 103
RPI	S	Opponent	Score	RPI	S	Opponent	Score	RPI	S	Opponent	Score	
10	N	Northwestern	75 78					72	A	Auburn	69 83	128 N Creighton 66 91
										139 N UTRGV	70 59	
										219 N Eastern Wash.	80 62	
										222 H Presbyterian	84 57	
										246 A Delaware	68 58	
										270 A A&M-Corpus Christi	82 46	
										286 H Alcorn	87 58	
LAST 12 Division I GAMES:												
72	A	Auburn	69 83	219	N	Eastern Wash.	80 62					
10	N	Northwestern	75 78	128	N	Creighton	66 91					
139	N	UTRGV	70 59	246	A	Delaware	68 58					
				222	H	Presbyterian	84 57					
				286	H	Alcorn	87 58					
				270	A	A&M-Corpus Christi	82 46					

Non-Div I Games:

East Carolina

Loss, Non-Conf, S Site, H Home A Away N Neutral

Average RPI Win:	140	WON-LOST	WINNING	LAST 10	STRENGTH OF	OPP. STRENGTH	TEAM	ADJ.	CONF.	ADJ CONF.
Average RPI Loss:	199	RECORD	PCT. RANK	GAMES	SCHEDULE	OF SCHEDULE	RPI	RPI	RPI	RPI
DIV. I ONLY	1- 9	328	1- 9	234	312	333	333	21	21	
DIV. I NON-CONF.	1- 9	324	1- 9	240	310	333	333	21	21	
TOTALS	RPI 1-25	RPI 26-50	W-L RECORDS	RPI 51-100	RPI 101-150	RPI 150+				
1- 9	0- 0	0- 0	OVERALL	0- 1	1- 1	0- 7				
1- 4	0- 0	0- 0	HOME	0- 0	1- 1	0- 3				
0- 5	0- 0	0- 0	AWAY	0- 1	0- 0	0- 4				
0- 0	0- 0	0- 0	NEUTRAL	0- 0	0- 0	0- 0				
1- 9	0- 0	0- 0	NON-CONFERENCE	0- 1	1- 1	0- 7				
1- 4	0- 0	0- 0	HOME	0- 0	1- 1	0- 3				
0- 5	0- 0	0- 0	AWAY	0- 1	0- 0	0- 4				
0- 0	0- 0	0- 0	NEUTRAL	0- 0	0- 0	0- 0				
0- 0	0- 0	0- 0	CONFERENCE	0- 0	0- 0	0- 0				
0- 0	0- 0	0- 0	HOME	0- 0	0- 0	0- 0				
0- 0	0- 0	0- 0	AWAY	0- 0	0- 0	0- 0				
0- 0	0- 0	0- 0	NEUTRAL	0- 0	0- 0	0- 0				

RPI 1-25			RPI 26-50			RPI 51-100			RPI 101+			Team's RPI: 333
RPI	S	Opponent	Score	RPI	S	Opponent	Score	RPI	S	Opponent	Score	
						90 A Saint Louis	47 78			101 H Milwaukee	71 82	
										140 H IUPUI	77 71	
										165 H Stetson	66 68	
										199 H Loyola Chicago	75 86	
										218 A Memphis	49 80	
										243 H Western Ill.	69 92	
										247 A Indiana St.	42 60	
										253 A Omaha	67 76	
										279 A Northern Ill.	63 79	
LAST 12 Division I GAMES:												
165	H	Stetson	66 68	279	A	Northern Ill.	63 79					
101	H	Milwaukee	71 82	247	A	Indiana St.	42 60					
253	A	Omaha	67 76	199	H	Loyola Chicago	75 86					
243	H	Western Ill.	69 92	218	A	Memphis	49 80					
90	A	Saint Louis	47 78	140	H	IUPUI	77 71					

Non-Div I Games:

Eastern Ill.

Average RPI Win:	260	WON-LOST	WINNING	LAST 10	STRENGTH OF	OPP. STRENGTH	TEAM	ADJ.	CONF.	ADJ CONF.
Average RPI Loss:	108	RECORD	PCT. RANK	GAMES	SCHEDULE	OF SCHEDULE	RPI	RPI	RPI	RPI
DIV. I ONLY	3- 3	160	3- 3	125	231	157	157	21	21	
DIV. I NON-CONF.	3- 3	161	3- 3	131	232	158	158	21	21	
TOTALS	RPI 1-25	RPI 26-50	W-L RECORDS	RPI 51-100	RPI 101-150	RPI 150+				
3- 3	0- 0	0- 0	OVERALL	0- 2	0- 1	3- 0				
2- 1	0- 0	0- 0	HOME	0- 1	0- 0	2- 0				
1- 2	0- 0	0- 0	AWAY	0- 1	0- 1	1- 0				
0- 0	0- 0	0- 0	NEUTRAL	0- 0	0- 0	0- 0				
3- 3	0- 0	0- 0	NON-CONFERENCE	0- 2	0- 1	3- 0				
2- 1	0- 0	0- 0	HOME	0- 1	0- 0	2- 0				
1- 2	0- 0	0- 0	AWAY	0- 1	0- 1	1- 0				
0- 0	0- 0	0- 0	NEUTRAL	0- 0	0- 0	0- 0				
0- 0	0- 0	0- 0	CONFERENCE	0- 0	0- 0	0- 0				
0- 0	0- 0	0- 0	HOME	0- 0	0- 0	0- 0				
0- 0	0- 0	0- 0	AWAY	0- 0	0- 0	0- 0				
0- 0	0- 0	0- 0	NEUTRAL	0- 0	0- 0	0- 0				

RPI 1-25				RPI 26-50				RPI 51-100				RPI 101+				Team's RPI: 157	
RPI	S	Opponent	Score	RPI	S	Opponent	Score	RPI	S	Opponent	Score	RPI	S	Opponent	Score		
								85	H	Wright St.	69	71	143	A	Richmond	62	81
								96	A	Missouri St.	63	87	193	H	ETSU	64	41
													263	A	Miami (OH)	77	72
													324	H	Western Caro.	91	62
LAST 12 Division I GAMES:																	
				96	A	Missouri St.	63	87	85	H	Wright St.	69	71				
				193	H	ETSU	64	41									
				263	A	Miami (OH)	77	72									
				324	H	Western Caro.	91	62									
				143	A	Richmond	62	81									

Non-Div I Games: Cincinnati Christian 12 34

Eastern Ky.

Average RPI Win: 256		WON-LOST	WINNING	LAST 10	STRENGTH OF	OPP. STRENGTH	TEAM	ADJ.	CONF.	ADJ CONF.
Average RPI Loss: 29		RECORD	PCT. RANK	GAMES	SCHEDULE	OF SCHEDULE	RPI	RPI	RPI	RPI
DIV. I ONLY		5- 2	82	5- 2	290	167	145	145	12	12
DIV. I NON-CONF.		5- 2	83	5- 2	290	170	147	147	12	12
TOTALS	RPI 1-25	RPI 26-50		W-L RECORDS		RPI 51-100	RPI 101-150	RPI 150+		
5- 2	0- 1	0- 1		OVERALL		0- 0	1- 0	4- 0		
2- 0	0- 0	0- 0		HOME		0- 0	1- 0	1- 0		
3- 1	0- 1	0- 0		AWAY		0- 0	0- 0	3- 0		
0- 1	0- 0	0- 1		NEUTRAL		0- 0	0- 0	0- 0		
5- 2	0- 1	0- 1		NON-CONFERENCE		0- 0	1- 0	4- 0		
2- 0	0- 0	0- 0		HOME		0- 0	1- 0	1- 0		
3- 1	0- 1	0- 0		AWAY		0- 0	0- 0	3- 0		
0- 1	0- 0	0- 1		NEUTRAL		0- 0	0- 0	0- 0		
0- 0	0- 0	0- 0		CONFERENCE		0- 0	0- 0	0- 0		
0- 0	0- 0	0- 0		HOME		0- 0	0- 0	0- 0		
0- 0	0- 0	0- 0		AWAY		0- 0	0- 0	0- 0		
0- 0	0- 0	0- 0		NEUTRAL		0- 0	0- 0	0- 0		

RPI 1-25				RPI 26-50				RPI 51-100				RPI 101+				Team's RPI: 145	
RPI	S	Opponent	Score	RPI	S	Opponent	Score	RPI	S	Opponent	Score	RPI	S	Opponent	Score		
15	A	Kentucky	67 89	42	N	Abilene Christian	59 83					139	H	UTRGV	78 56		
												225	A	Harvard	85 81		
												273	H	Oral Roberts	77 69		
												305	A	Monmouth	78 68		
												339	A	Air Force	72 59		
LAST 12 Division I GAMES:																	
				305	A	Monmouth	78 68	225	A	Harvard	85 81						
								42	N	Abilene Christian	59 83						
								339	A	Air Force	72 59						
								273	H	Oral Roberts	77 69						
								15	A	Kentucky	67 89						
								139	H	UTRGV	78 56						

Non-Div I Games:	Hillsdale	94	77
------------------	-----------	----	----

Eastern Mich.

■ Loss, ■ Non-Conf, S Site, H Home A Away N Neutral

Average RPI Win: 274		WON-LOST	WINNING	LAST 10	STRENGTH OF	OPP. STRENGTH	TEAM	ADJ.	CONF.	ADJ CONF.
Average RPI Loss: 79		RECORD	PCT. RANK	GAMES	SCHEDULE	OF SCHEDULE	RPI	RPI	RPI	RPI
DIV. I ONLY		4- 4	160	4- 4	269	79	219	219	16	16
DIV. I NON-CONF.		4- 4	161	4- 4	273	79	222	222	16	16
TOTALS	RPI 1-25		RPI 26-50		W-L RECORDS		RPI 51-100		RPI 101-150	RPI 150+
4- 4	0- 1		0- 0		OVERALL	0- 1		0- 2		4- 0
3- 0	0- 0		0- 0		HOME	0- 0		0- 0		3- 0
1- 1	0- 0		0- 0		AWAY	0- 0		0- 0		1- 0
0- 3	0- 1		0- 0		NEUTRAL	0- 0		0- 2		0- 0
4- 4	0- 1		0- 0		NON-CONFERENCE	0- 1		0- 2		4- 0
3- 0	0- 0		0- 0		HOME	0- 0		0- 0		3- 0
1- 1	0- 0		0- 0		AWAY	0- 1		0- 0		1- 0
0- 3	0- 1		0- 0		NEUTRAL	0- 0		0- 2		0- 0
0- 0	0- 0		0- 0		CONFERENCE	0- 0		0- 0		0- 0
0- 0	0- 0		0- 0		HOME	0- 0		0- 0		0- 0
0- 0	0- 0		0- 0		AWAY	0- 0		0- 0		0- 0
0- 0	0- 0		0- 0		NEUTRAL	0- 0		0- 0		0- 0

RPI 1-25					
RPI	S	Opponent	Score		
10	N	Northwestern	70	74	

RPI 26-50					
RPI	S	Opponent	Score		

RPI 51-100					
RPI	S	Opponent	Score		
76	A	Gonzaga	56	78	

RPI 101+					
RPI	S	Opponent	Score		
103	N	East Carolina	62	80	
128	N	Creighton	60	66	
172	H	Utah Valley	68	64	
267	H	CSUN	70	59	
316	A	Cal St. Fullerton	68	57	
339	H	Air Force	65	44	

Team's RPI: 219					
-----------------	--	--	--	--	--

LAST 12 Division I GAMES:					
316	A	Cal St. Fullerton	68	57	
172	H	Utah Valley	68	64	
128	N	Creighton	60	66	
103	N	East Carolina	62	80	
10	N	Northwestern	70	74	
267	H	CSUN	70	59	

76	A	Gonzaga	56	78	
339	H	Air Force	65	44	

Non-Div I Games:	Eastern Ore.	64	40
------------------	--------------	----	----

Eastern Wash.

■ Loss, ■ Non-Conf, S Site, H Home A Away N Neutral

Average RPI Win: 130		WON-LOST	WINNING	LAST 10	STRENGTH OF	OPP. STRENGTH	TEAM	ADJ.	CONF.	ADJ CONF.
Average RPI Loss: 179		RECORD	PCT. RANK	GAMES	SCHEDULE	OF SCHEDULE	RPI	RPI	RPI	RPI
DIV. I ONLY		5- 2	82	5- 2	253	6	78	78	13	13
DIV. I NON-CONF.		5- 2	83	5- 2	259	6	78	78	13	13
TOTALS	RPI 1-25	RPI 26-50		W-L RECORDS		RPI 51-100	RPI 101-150		RPI 150+	
5- 2	0- 0	0- 0		OVERALL		2- 0	1- 0		2- 2	
2- 0	0- 0	0- 0		HOME		1- 0	0- 0		1- 0	
3- 2	0- 0	0- 0		AWAY		1- 0	1- 0		1- 2	
0- 0	0- 0	0- 0		NEUTRAL		0- 0	0- 0		0- 0	
5- 2	0- 0	0- 0		NON-CONFERENCE		2- 0	1- 0		2- 2	
2- 0	0- 0	0- 0		HOME		1- 0	0- 0		1- 0	
3- 2	0- 0	0- 0		AWAY		1- 0	1- 0		1- 2	
0- 0	0- 0	0- 0		NEUTRAL		0- 0	0- 0		0- 0	
0- 0	0- 0	0- 0		CONFERENCE		0- 0	0- 0		0- 0	
0- 0	0- 0	0- 0		HOME		0- 0	0- 0		0- 0	
0- 0	0- 0	0- 0		AWAY		0- 0	0- 0		0- 0	
0- 0	0- 0	0- 0		NEUTRAL		0- 0	0- 0		0- 0	

RPI 1-25				RPI 26-50				RPI 51-100				RPI 101+			
RPI	S	Opponent	Score	RPI	S	Opponent	Score	RPI	S	Opponent	Score	RPI	S	Opponent	Score
								57	A	North Carolina St.	69 66	127	A	Furman	65 55
								58	H	Charlotte	90 83	155	A	Liberty	63 72
												193	H	ETSU	50 38
												203	A	Navy	70 73
												217	A	American	62 54
LAST 12 Division I GAMES:															
				217	A	American	62 54	57	A	North Carolina St.	69 66				
				58	H	Charlotte	90 83	127	A	Furman	65 55				
				155	A	Liberty	63 72	193	H	ETSU	50 38				
								203	A	Navy	70 73				

Non-Div I Games:	Lenoir-Rhyne	67	29
------------------	--------------	----	----

Elon

■ Loss, ■ Non-Conf, S Site, H Home A Away N Neutral



Average RPI Win:	319	WON-LOST	WINNING	LAST 10	STRENGTH OF	OPP. STRENGTH	TEAM	ADJ.	CONF.	ADJ CONF.
Average RPI Loss:	176	RECORD	PCT. RANK	GAMES	SCHEDULE	OF SCHEDULE	RPI	RPI	RPI	RPI
DIV. I ONLY	1- 8	322	1- 8	119	341	281	281	15	15	
DIV. I NON-CONF.	1- 8	318	1- 8	125	341	285	285	15	15	
TOTALS	RPI 1-25	RPI 26-50	W-L RECORDS	RPI 51-100	RPI 101-150	RPI 150+				
1- 8	0- 0	0- 1	OVERALL	0- 2	0- 0	1- 5				
0- 2	0- 0	0- 0	HOME	0- 1	0- 0	0- 1				
1- 4	0- 0	0- 0	AWAY	0- 1	0- 0	1- 3				
0- 2	0- 0	0- 1	NEUTRAL	0- 0	0- 0	0- 1				
1- 8	0- 0	0- 1	NON-CONFERENCE	0- 2	0- 0	1- 5				
0- 2	0- 0	0- 0	HOME	0- 1	0- 0	0- 1				
1- 4	0- 0	0- 0	AWAY	0- 1	0- 0	1- 3				
0- 2	0- 0	0- 1	NEUTRAL	0- 0	0- 0	0- 1				
0- 0	0- 0	0- 0	CONFERENCE	0- 0	0- 0	0- 0				
0- 0	0- 0	0- 0	HOME	0- 0	0- 0	0- 0				
0- 0	0- 0	0- 0	AWAY	0- 0	0- 0	0- 0				
0- 0	0- 0	0- 0	NEUTRAL	0- 0	0- 0	0- 0				

RPI S	Opponent	Score	RPI S	Opponent	Score	RPI S	Opponent	Score	RPI S	Opponent	Score	Team's RPI: 281
26 N	Santa Clara	44 62	55 H	UT Martin	48 75	192 N	Montana St.	55 81				
			98 A	Nebraska	40 85	197 A	Xavier	57 65				
						254 A	Bowling Green	56 74				
						263 A	Miami (OH)	85 91				
						319 A	Cleveland St.	72 63				
						326 H	Murray St.	54 73				
LAST 12 Division I GAMES:												
55 H	UT Martin	48 75	254 A	Bowling Green	56 74							
98 A	Nebraska	40 85	26 N	Santa Clara	44 62							
326 H	Murray St.	54 73	192 N	Montana St.	55 81							
			319 A	Cleveland St.	72 63							
			263 A	Miami (OH)	85 91							
			197 A	Xavier	57 65							

Non-Div I Games:

Evansville

Average RPI Win:	228	WON-LOST	WINNING	LAST 10	STRENGTH OF	OPP. STRENGTH	TEAM	ADJ.	CONF.	ADJ CONF.
Average RPI Loss:	64	RECORD	PCT. RANK	GAMES	SCHEDULE	OF SCHEDULE	RPI	RPI	RPI	RPI
DIV. I ONLY	6- 3	100	6- 3	165	193	114	114	29	29	
DIV. I NON-CONF.	6- 3	101	6- 3	171	197	116	116	29	29	
TOTALS	RPI 1-25	RPI 26-50	W-L RECORDS	RPI 51-100	RPI 101-150	RPI 150+				
6- 3	0- 0	0- 1	OVERALL	1- 2	0- 0	5- 0				
1- 2	0- 0	0- 0	HOME	0- 2	0- 0	1- 0				
5- 0	0- 0	0- 0	AWAY	1- 0	0- 0	4- 0				
0- 1	0- 0	0- 1	NEUTRAL	0- 0	0- 0	0- 0				
6- 3	0- 0	0- 1	NON-CONFERENCE	1- 2	0- 0	5- 0				
1- 2	0- 0	0- 0	HOME	0- 2	0- 0	1- 0				
5- 0	0- 0	0- 0	AWAY	1- 0	0- 0	4- 0				
0- 1	0- 0	0- 1	NEUTRAL	0- 0	0- 0	0- 0				
0- 0	0- 0	0- 0	CONFERENCE	0- 0	0- 0	0- 0				
0- 0	0- 0	0- 0	HOME	0- 0	0- 0	0- 0				
0- 0	0- 0	0- 0	AWAY	0- 0	0- 0	0- 0				
0- 0	0- 0	0- 0	NEUTRAL	0- 0	0- 0	0- 0				

RPI S	Opponent	Score	RPI S	Opponent	Score	RPI S	Opponent	Score	RPI S	Opponent	Score	Team's RPI: 114
47 N	Ohio	57 69	64 H	Arkansas St.	48 62	188 A	Providence	50 41	225 H	Harvard	74 65	
			81 H	Fla. Atlantic	55 62	245 A	Akron	82 64	272 A	N.C. A&T	60 36	
			91 A	George Washington	64 60	346 A	FIU	81 53				
LAST 12 Division I GAMES:												
188 A	Providence	50 41	47 N	Ohio	57 69							
225 H	Harvard	74 65	81 H	Fla. Atlantic	55 62							
91 A	George Washington	64 60	272 A	N.C. A&T	60 36							
64 H	Arkansas St.	48 62										
346 A	FIU	81 53										
245 A	Akron	82 64										

Non-Div I Games:

FGCU

Average RPI Win:	336	WON-LOST	WINNING	LAST 10	STRENGTH OF	OPP. STRENGTH	TEAM	ADJ.	CONF.	ADJ CONF.
Average RPI Loss:	192	RECORD	PCT. RANK	GAMES	SCHEDULE	OF SCHEDULE	RPI	RPI	RPI	RPI
DIV. I ONLY	2- 5	247	2- 5	339	275	346	346	11	11	
DIV. I NON-CONF.	2- 5	242	2- 5	338	275	347	347	11	11	
TOTALS	RPI 1-25	RPI 26-50	W-L RECORDS	RPI 51-100	RPI 101-150	RPI 150+				
2- 5	0- 0	0- 0	OVERALL	0- 1	0- 1	2- 3				
2- 3	0- 0	0- 0	HOME	0- 1	0- 1	2- 1				
0- 2	0- 0	0- 0	AWAY	0- 0	0- 0	0- 1				
0- 0	0- 0	0- 0	NEUTRAL	0- 0	0- 0	0- 0				
2- 5	0- 0	0- 0	NON-CONFERENCE	0- 1	0- 1	2- 3				
2- 3	0- 0	0- 0	HOME	0- 1	0- 1	2- 1				
0- 2	0- 0	0- 0	AWAY	0- 0	0- 0	0- 2				
0- 0	0- 0	0- 0	NEUTRAL	0- 0	0- 0	0- 0				
0- 0	0- 0	0- 0	CONFERENCE	0- 0	0- 0	0- 0				
0- 0	0- 0	0- 0	HOME	0- 0	0- 0	0- 0				
0- 0	0- 0	0- 0	AWAY	0- 0	0- 0	0- 0				
0- 0	0- 0	0- 0	NEUTRAL	0- 0	0- 0	0- 0				

RPI 1-25				RPI 26-50				RPI 51-100				RPI 101+				Team's RPI: 346	
RPI	S	Opponent	Score	RPI	S	Opponent	Score	RPI	S	Opponent	Score	RPI	S	Opponent	Score		
								92	H	Marquette	83	95	114	H	FGCU	53	81
													209	H	Wichita St.	62	76
													258	A	Jacksonville	44	80
													288	A	UCF	72	89
													322	H	UMass Lowell	71	68
													349	H	Florida A&M	81	65
LAST 12 Division I GAMES:																	
								92	H	Marquette	83	95	258	A	Jacksonville	44	80
								114	H	FGCU	53	81	322	H	UMass Lowell	71	68
								288	A	UCF	72	89	209	H	Wichita St.	62	76
								349	H	Florida A&M	81	65					

Non-Div I Games:

FIU

## Fairfield

Through Games Of Dec. 13, 2015

Average RPI Win:	284	WON-LOST	WINNING	LAST 10	STRENGTH OF	OPP. STRENGTH	TEAM	ADJ.	CONF.	ADJ CONF.
Average RPI Loss:	127	RECORD	PCT. RANK	GAMES	SCHEDULE	OF SCHEDULE	RPI	RPI	RPI	RPI
DIV. I ONLY	3- 4	190	3- 4	287	208	291	291	28	28	
DIV. I NON-CONF.	3- 2	131	3- 2	239	250	213	213	25	25	
TOTALS	RPI 1-25	RPI 26-50	W-L RECORDS	RPI 51-100	RPI 101-150	RPI 150+				
3- 4	0- 0	0- 0	OVERALL	0- 2	0- 0	3- 2				
2- 4	0- 0	0- 0	HOME	0- 2	0- 0	2- 2				
1- 0	0- 0	0- 0	AWAY	0- 0	0- 0	1- 0				
0- 0	0- 0	0- 0	NEUTRAL	0- 0	0- 0	0- 0				
3- 2	0- 0	0- 0	NON-CONFERENCE	0- 2	0- 0	3- 0				
2- 2	0- 0	0- 0	HOME	0- 2	0- 0	2- 0				
1- 0	0- 0	0- 0	AWAY	0- 0	0- 0	1- 0				
0- 0	0- 0	0- 0	NEUTRAL	0- 0	0- 0	0- 0				
0- 2	0- 0	0- 0	CONFERENCE	0- 0	0- 0	0- 2				
0- 2	0- 0	0- 0	HOME	0- 0	0- 0	0- 2				
0- 0	0- 0	0- 0	AWAY	0- 0	0- 0	0- 0				
0- 0	0- 0	0- 0	NEUTRAL	0- 0	0- 0	0- 0				

RPI 1-25				RPI 26-50				RPI 51-100				RPI 101+				Team's RPI: 291	
RPI	S	Opponent	Score	RPI	S	Opponent	Score	RPI	S	Opponent	Score	RPI	S	Opponent	Score		
								59	H	Albany (NY)	50	62	159	H	Iona	46	56
								77	H	Hofstra	53	67	212	H	Marist	57	72
													271	A	Loyola Maryland	71	45
													278	H	La Salle	62	59
													304	H	Sacred Heart	61	50
LAST 12 Division I GAMES:																	
				59	H	Albany (NY)	50	62	159	H	Iona	46	56				
				212	H	Marist	57	72	77	H	Hofstra	53	67				
									304	H	Sacred Heart	61	50				
									271	A	Loyola Maryland	71	45				
									278	H	La Salle	62	59				

Non-Div I Games:

Fairfield

■ Loss, 
 ■ Non-Conf, 
 S Site, 
 ■ Home 
 ■ Away 
 N Neutral

Average RPI Win:	306	WON-LOST	WINNING	LAST 10	STRENGTH OF	OPP. STRENGTH	TEAM	ADJ.	CONF.	ADJ CONF.
Average RPI Loss:	151	RECORD	PCT. RANK	GAMES	SCHEDULE	OF SCHEDULE	RPI	RPI	RPI	RPI
DIV. I ONLY	2- 6	261	2- 6	250	184	292	292	32	32	
DIV. I NON-CONF.	2- 6	258	2- 6	255	189	295	295	32	32	
TOTALS	RPI 1-25	RPI 26-50	W-L RECORDS	RPI 51-100	RPI 101-150	RPI 150+				
2- 6	0- 0	0- 0	OVERALL	0- 1	0- 2	2- 3				
1- 1	0- 0	0- 0	HOME	0- 0	0- 0	1- 1				
0- 3	0- 0	0- 0	AWAY	0- 1	0- 1	0- 1				
1- 2	0- 0	0- 0	NEUTRAL	0- 0	0- 1	1- 1				
2- 6	0- 0	0- 0	NON-CONFERENCE	0- 1	0- 2	2- 3				
1- 1	0- 0	0- 0	HOME	0- 0	0- 0	1- 1				
0- 3	0- 0	0- 0	AWAY	0- 1	0- 1	0- 1				
1- 2	0- 0	0- 0	NEUTRAL	0- 0	0- 1	1- 1				
0- 0	0- 0	0- 0	CONFERENCE	0- 0	0- 0	0- 0				
0- 0	0- 0	0- 0	HOME	0- 0	0- 0	0- 0				
0- 0	0- 0	0- 0	AWAY	0- 0	0- 0	0- 0				
0- 0	0- 0	0- 0	NEUTRAL	0- 0	0- 0	0- 0				

RPI 1-25			RPI 26-50			RPI 51-100			RPI 101+			Team's RPI: 292
RPI	S	Opponent	Score	RPI	S	Opponent	Score	RPI	S	Opponent	Score	
						66 A West Virginia	42 91			133 N Yale	58 77	
										149 A Bucknell	62 72	
										159 N Iona	54 77	
										175 A North Carolina	46 64	
										226 H Manhattan	78 85	
										269 N Grand Canyon	74 68	
										342 H Saint Peter's	73 52	
LAST 12 Division I GAMES:												
						66 A West Virginia	42 91			342 H Saint Peter's	73 52	
						149 A Bucknell	62 72			226 H Manhattan	78 85	
						269 N Grand Canyon	74 68					
						159 N Iona	54 77					
						133 N Yale	58 77					
						175 A North Carolina	46 64					

Non-Div I Games:

Fairleigh Dickinson

Average RPI Win:	190	WON-LOST	WINNING	LAST 10	STRENGTH OF	OPP. STRENGTH	TEAM	ADJ.	CONF.	ADJ CONF.
Average RPI Loss:	71	RECORD	PCT. RANK	GAMES	SCHEDULE	OF SCHEDULE	RPI	RPI	RPI	RPI
DIV. I ONLY	4- 2	100	0- 1	67	200	81	81	11	11	
DIV. I NON-CONF.	4- 2	101	0- 1	71	206	81	81	11	11	
TOTALS	RPI 1-25	RPI 26-50	W-L RECORDS	RPI 51-100	RPI 101-150	RPI 150+				
4- 2	0- 1	0- 0	OVERALL	0- 0	2- 1	2- 0				
3- 1	0- 0	0- 0	HOME	0- 0	1- 1	2- 0				
1- 1	0- 1	0- 0	AWAY	0- 0	1- 0	0- 0				
0- 0	0- 0	0- 0	NEUTRAL	0- 0	0- 0	0- 0				
4- 2	0- 1	0- 0	NON-CONFERENCE	0- 0	2- 1	2- 0				
3- 1	0- 0	0- 0	HOME	0- 0	1- 1	2- 0				
1- 1	0- 1	0- 0	AWAY	0- 0	1- 0	0- 0				
0- 0	0- 0	0- 0	NEUTRAL	0- 0	0- 0	0- 0				
0- 0	0- 0	0- 0	CONFERENCE	0- 0	0- 0	0- 0				
0- 0	0- 0	0- 0	HOME	0- 0	0- 0	0- 0				
0- 0	0- 0	0- 0	AWAY	0- 0	0- 0	0- 0				
0- 0	0- 0	0- 0	NEUTRAL	0- 0	0- 0	0- 0				

RPI 1-25				RPI 26-50				RPI 51-100				Team's RPI: 81		RPI 101+					
RPI	S	Opponent	Score	RPI	S	Opponent	Score	RPI	S	Opponent	Score			RPI	S	Opponent	Score		
25	A	Kansas St.	53 102											101	H	Milwaukee	71 67		
														114	A	FGCU	62 55		
														117	H	South Dakota	53 76		
														245	H	Akron	91 77		
														300	H	Delaware St.	83 55		
LAST 12 Division I GAMES:																			
245	H	Akron	91 77	117	H	South Dakota	53 76	25	A	Kansas St.	53 102	300	H	Delaware St.	83 55	101	H	Milwaukee	71 67
				114	A	FGCU	62 55												

Non-Div I Games: Keiser 74 52

Fla. Atlantic

Average RPI Win:	157	WON-LOST	WINNING	LAST 10	STRENGTH OF	OPP. STRENGTH	TEAM	ADJ.	CONF.	ADJ CONF.
Average RPI Loss:	102	RECORD	PCT. RANK	GAMES	SCHEDULE	OF SCHEDULE	RPI	RPI	RPI	RPI
DIV. I ONLY	9- 1	15	1- 0	162	71	37	37	4	4	
DIV. I NON-CONF.	9- 1	15	1- 0	166	70	37	37	4	4	
TOTALS	RPI 1-25	RPI 26-50	W-L RECORDS	RPI 51-100	RPI 101-150	RPI 150+				
9- 1	1- 0	0- 0	OVERALL	2- 0	2- 1	4- 0				
5- 0	1- 0	0- 0	HOME	1- 0	1- 0	2- 0				
3- 1	0- 0	0- 0	AWAY	0- 0	1- 1	2- 0				
1- 0	0- 0	0- 0	NEUTRAL	1- 0	0- 0	0- 0				
9- 1	1- 0	0- 0	NON-CONFERENCE	2- 0	2- 1	4- 0				
5- 0	1- 0	0- 0	HOME	1- 0	1- 0	2- 0				
3- 1	0- 0	0- 0	AWAY	0- 0	1- 1	2- 0				
1- 0	0- 0	0- 0	NEUTRAL	1- 0	0- 0	0- 0				
0- 0	0- 0	0- 0	CONFERENCE	0- 0	0- 0	0- 0				
0- 0	0- 0	0- 0	HOME	0- 0	0- 0	0- 0				
0- 0	0- 0	0- 0	AWAY	0- 0	0- 0	0- 0				
0- 0	0- 0	0- 0	NEUTRAL	0- 0	0- 0	0- 0				

RPI 1-25			RPI 26-50		Team's RPI: 37	RPI 51-100			RPI 101+		
RPI	S	Opponent	Score	RPI	S	Opponent	Score	RPI	S	Opponent	Score
20	H	Florida St.	82 72					64	H	Arkansas St.	76 72
								93	N	Ball St.	85 79
								102	A	Temple	91 97
								109	A	Colorado	83 61
								141	H	Robert Morris	79 52
								160	A	Wisconsin	91 75
								202	H	Savannah St.	99 34
								310	A	South Ala.	72 60
								313	H	Kennesaw St.	84 57
LAST 12 Division I GAMES:											
109	A	Colorado	83 61	93	N	Ball St.	85 79	202	H	Savannah St.	99 34
141	H	Robert Morris	79 52	202	H	Savannah St.	99 34	313	H	Kennesaw St.	84 57
160	A	Wisconsin	91 75	313	H	Kennesaw St.	84 57	20	H	Florida St.	82 72
64	H	Arkansas St.	76 72	20	H	Florida St.	82 72	102	A	Temple	91 97
310	A	South Ala.	72 60	102	A	Temple	91 97				

Non-Div I Games:

Florida

Average RPI Win:	327	WON-LOST	WINNING	LAST 10	STRENGTH OF	OPP. STRENGTH	TEAM	ADJ.	CONF.	ADJ CONF.
Average RPI Loss:	280	RECORD	PCT. RANK	GAMES	SCHEDULE	OF SCHEDULE	RPI	RPI	RPI	RPI
DIV. I ONLY	2- 6	261	2- 6	349	335	349	349	31	31	
DIV. I NON-CONF.	2- 5	242	2- 5	347	324	349	349	31	31	
TOTALS	RPI 1-25	RPI 26-50	W-L RECORDS	RPI 51-100	RPI 101-150	RPI 150+				
2- 6	0- 0	0- 0	OVERALL	0- 0	0- 0	2- 6				
1- 2	0- 0	0- 0	HOME	0- 0	0- 0	1- 2				
0- 3	0- 0	0- 0	AWAY	0- 0	0- 0	0- 3				
1- 1	0- 0	0- 0	NEUTRAL	0- 0	0- 0	1- 1				
2- 5	0- 0	0- 0	NON-CONFERENCE	0- 0	0- 0	2- 5				
1- 1	0- 0	0- 0	HOME	0- 0	0- 0	1- 1				
0- 3	0- 0	0- 0	AWAY	0- 0	0- 0	0- 3				
1- 1	0- 0	0- 0	NEUTRAL	0- 0	0- 0	1- 1				
0- 1	0- 0	0- 0	CONFERENCE	0- 0	0- 0	0- 1				
0- 1	0- 0	0- 0	HOME	0- 0	0- 0	0- 1				
0- 0	0- 0	0- 0	AWAY	0- 0	0- 0	0- 0				
0- 0	0- 0	0- 0	NEUTRAL	0- 0	0- 0	0- 0				

RPI 1-25				RPI 26-50				RPI 51-100				RPI 101+				Team's RPI: 349	
RPI	S	Opponent	Score	RPI	S	Opponent	Score	RPI	S	Opponent	Score	RPI	S	Opponent	Score		
												175	A	North Carolina	58	94	
												252	H	Southeastern La.	57	62	
												288	A	UCF	55	93	
												296	H	South Carolina St.	62	68	
												313	H	Kennesaw St.	69	67	
												324	N	Western Caro.	53	69	
												340	N	New Orleans	71	60	
												346	A	FIU	65	81	
LAST 12 Division I GAMES:																	
				252	H	Southeastern La.	57	62	296	H	South Carolina St.	62	68				
				324	N	Western Caro.	53	69	346	A	FIU	65	81				
				340	N	New Orleans	71	60									
				313	H	Kennesaw St.	69	67									
				288	A	UCF	55	93									
				175	A	North Carolina	58	94									

Non-Div I Games: Fla. Memorial 66 62

Florida A&amp;M

■ Loss, 
 ■ Non-Conf, 
 ■ S Site, 
 ■ H Home 
 ■ A Away 
 N Neutral



Average RPI Win:	164	WON-LOST	WINNING	LAST 10	STRENGTH OF	OPP. STRENGTH	TEAM	ADJ.	CONF.	ADJ CONF.
Average RPI Loss:	19	RECORD	PCT. RANK	GAMES	SCHEDULE	OF SCHEDULE	RPI	RPI	RPI	RPI
DIV. I ONLY	7- 2	52	7- 2	34	94	20	20	5	5	
DIV. I NON-CONF.	7- 2	50	7- 2	37	94	20	20	5	5	
TOTALS	RPI 1-25	RPI 26-50	W-L RECORDS	RPI 51-100	RPI 101-150	RPI 150+				
7- 2	1- 1	0- 1	OVERALL	1- 0	1- 0	4- 0				
5- 0	1- 0	0- 0	HOME	1- 0	1- 0	2- 0				
1- 1	0- 0	0- 1	AWAY	0- 0	0- 0	1- 0				
1- 1	0- 1	0- 0	NEUTRAL	0- 0	0- 0	1- 0				
7- 2	1- 1	0- 1	NON-CONFERENCE	1- 0	1- 0	4- 0				
5- 0	1- 0	0- 0	HOME	1- 0	1- 0	2- 0				
1- 1	0- 0	0- 1	AWAY	0- 0	0- 0	1- 0				
1- 1	0- 1	0- 0	NEUTRAL	0- 0	0- 0	1- 0				
0- 0	0- 0	0- 0	CONFERENCE	0- 0	0- 0	0- 0				
0- 0	0- 0	0- 0	HOME	0- 0	0- 0	0- 0				
0- 0	0- 0	0- 0	AWAY	0- 0	0- 0	0- 0				
0- 0	0- 0	0- 0	NEUTRAL	0- 0	0- 0	0- 0				

RPI 1-25				RPI 26-50				RPI 51-100				RPI 101+			
RPI	S	Opponent	Score	RPI	S	Opponent	Score	RPI	S	Opponent	Score	RPI	S	Opponent	Score
1	N	UConn	49 73	37	A	Florida	72 82	69	H	Tulane	78 72	102	H	Temple	75 47
16	H	Rutgers	65 43									182	H	UAB	84 44
												211	N	Sam Houston St.	94 37
												241	H	North Florida	80 28
												330	A	LIU Brooklyn	78 42
LAST 12 Division I GAMES:															
241	H	North Florida	80 28	1	N	UConn	49 73	102	H	Temple	75 47				
182	H	UAB	84 44	69	H	Tulane	78 72	16	H	Rutgers	65 43				
37	A	Florida	72 82	211	N	Sam Houston St.	94 37	330	A	LIU Brooklyn	78 42				

Non-Div I Games:

Florida St.

Average RPI Win:	286	WON-LOST	WINNING	LAST 10	STRENGTH OF	OPP. STRENGTH	TEAM	ADJ.	CONF.	ADJ CONF.
Average RPI Loss:	108	RECORD	PCT. RANK	GAMES	SCHEDULE	OF SCHEDULE	RPI	RPI	RPI	RPI
DIV. I ONLY	3- 6	224	3- 6	166	191	233	233	8	8	
DIV. I NON-CONF.	3- 6	221	3- 6	172	195	232	232	8	8	
TOTALS	RPI 1-25	RPI 26-50	W-L RECORDS	RPI 51-100	RPI 101-150	RPI 150+				
3- 6	0- 1	0- 0	OVERALL	0- 2	0- 1	3- 2				
2- 2	0- 0	0- 0	HOME	0- 0	0- 1	2- 1				
1- 2	0- 1	0- 0	AWAY	0- 0	0- 0	1- 0				
0- 2	0- 0	0- 0	NEUTRAL	0- 2	0- 0	0- 0				
3- 6	0- 1	0- 0	NON-CONFERENCE	0- 2	0- 1	3- 2				
2- 2	0- 0	0- 0	HOME	0- 0	0- 1	2- 1				
1- 2	0- 1	0- 0	AWAY	0- 0	0- 0	1- 1				
0- 2	0- 0	0- 0	NEUTRAL	0- 2	0- 0	0- 0				
0- 0	0- 0	0- 0	CONFERENCE	0- 0	0- 0	0- 0				
0- 0	0- 0	0- 0	HOME	0- 0	0- 0	0- 0				
0- 0	0- 0	0- 0	AWAY	0- 0	0- 0	0- 0				
0- 0	0- 0	0- 0	NEUTRAL	0- 0	0- 0	0- 0				

RPI 1-25			RPI 26-50			RPI 51-100			RPI 101+			Team's RPI: 233
RPI	S	Opponent	Score	RPI	S	Opponent	Score	RPI	S	Opponent	Score	
6	A	Seton Hall	54 66					59	N	Syracuse	54 76	
								70	N	Texas Tech	48 62	
								102	H	Temple	44 57	
								164	A	Penn St.	59 75	
								226	A	Manhattan	60 49	
								246	H	Delaware	48 55	
								300	H	Delaware St.	74 58	
								331	H	Lafayette	61 49	
LAST 12 Division I GAMES:												
102	H	Temple	44 57	300	H	Delaware St.	74 58					
6	A	Seton Hall	54 66	246	H	Delaware	48 55					
164	A	Penn St.	59 75	59	N	Syracuse	54 76					
				70	N	Texas Tech	48 62					
				331	H	Lafayette	61 49					
				226	A	Manhattan	60 49					

Non-Div I Games:

Fordham

Average RPI Win:	244	WON-LOST	WINNING	LAST 10	STRENGTH OF	OPP. STRENGTH	TEAM	ADJ.	CONF.	ADJ CONF.
Average RPI Loss:	80	RECORD	PCT. RANK	GAMES	SCHEDULE	OF SCHEDULE	RPI	RPI	RPI	RPI
DIV. I ONLY	2- 6	261	2- 6	30	164	181	181	18	18	
DIV. I NON-CONF.	2- 6	258	2- 6	33	167	182	182	18	18	
TOTALS	RPI 1-25	RPI 26-50	W-L RECORDS	RPI 51-100	RPI 101-150	RPI 150+				
2- 6	0- 0	0- 1	OVERALL	0- 4	0- 1	2- 0				
1- 3	0- 0	0- 1	HOME	0- 1	0- 1	1- 0				
0- 3	0- 0	0- 0	AWAY	0- 3	0- 0	0- 0				
1- 0	0- 0	0- 0	NEUTRAL	0- 0	0- 0	1- 0				
2- 6	0- 0	0- 1	NON-CONFERENCE	0- 4	0- 1	2- 0				
1- 3	0- 0	0- 1	HOME	0- 1	0- 1	1- 0				
0- 3	0- 0	0- 0	AWAY	0- 3	0- 0	0- 0				
1- 0	0- 0	0- 0	NEUTRAL	0- 0	0- 0	1- 0				
0- 0	0- 0	0- 0	CONFERENCE	0- 0	0- 0	0- 0				
0- 0	0- 0	0- 0	HOME	0- 0	0- 0	0- 0				
0- 0	0- 0	0- 0	AWAY	0- 0	0- 0	0- 0				
0- 0	0- 0	0- 0	NEUTRAL	0- 0	0- 0	0- 0				

RPI 1-25				RPI 26-50				RPI 51-100				RPI 101+				Team's RPI: 181	
RPI	S	Opponent	Score	RPI	S	Opponent	Score	RPI	S	Opponent	Score	RPI	S	Opponent	Score		
				49	H	Washington	79 89	54	A	St. Mary's (CA)	81 83	119	H	San Diego	68 72		
								82	A	UC Riverside	68 86	167	N	Northeastern	69 55		
								83	A	Cal Poly	60 64	321	H	CSU Bakersfield	57 52		
								91	H	George Washington	53 61						
LAST 12 Division I GAMES:																	
				119	H	San Diego	68 72	91	H	George Washington	53 61						
				83	A	Cal Poly	60 64	49	H	Washington	79 89						
				321	H	CSU Bakersfield	57 52	82	A	UC Riverside	68 86						
				167	N	Northeastern	69 55										
				54	A	St. Mary's (CA)	81 83										

Non-Div I Games: Fresno Pacific 78 33 Stanislaus St. 72 49

Fresno St.

Average RPI Win:	224	WON-LOST	WINNING	LAST 10	STRENGTH OF	OPP. STRENGTH	TEAM	ADJ.	CONF.	ADJ CONF.
Average RPI Loss:	70	RECORD	PCT. RANK	GAMES	SCHEDULE	OF SCHEDULE	RPI	RPI	RPI	RPI
DIV. I ONLY	5- 4	143	5- 4	106	173	127	127	17	17	
DIV. I NON-CONF.	5- 4	145	5- 4	113	176	127	127	17	17	
TOTALS	RPI 1-25	RPI 26-50	W-L RECORDS	RPI 51-100	RPI 101-150	RPI 150+				
5- 4	0- 1	0- 0	OVERALL	0- 2	1- 1	4- 0				
3- 2	0- 0	0- 0	HOME	0- 1	0- 1	3- 0				
2- 2	0- 0	0- 0	AWAY	0- 1	1- 0	1- 0				
0- 0	0- 0	0- 0	NEUTRAL	0- 0	0- 0	0- 0				
5- 4	0- 1	0- 0	NON-CONFERENCE	0- 2	1- 1	4- 0				
3- 2	0- 0	0- 0	HOME	0- 1	0- 1	3- 0				
2- 2	0- 1	0- 0	AWAY	0- 1	1- 0	1- 0				
0- 0	0- 0	0- 0	NEUTRAL	0- 0	0- 0	0- 0				
0- 0	0- 0	0- 0	CONFERENCE	0- 0	0- 0	0- 0				
0- 0	0- 0	0- 0	HOME	0- 0	0- 0	0- 0				
0- 0	0- 0	0- 0	AWAY	0- 0	0- 0	0- 0				
0- 0	0- 0	0- 0	NEUTRAL	0- 0	0- 0	0- 0				

RPI 1-25				RPI 26-50				RPI 51-100				RPI 101+ Team's RPI: 127			
RPI	S	Opponent	Score	RPI	S	Opponent	Score	RPI	S	Opponent	Score	RPI	S	Opponent	Score
7	A	Georgia	39 77					63	A	VCU	45 67	131	H	Davidson	51 69
								78	H	Elon	55 65	143	A	Richmond	69 62
												214	H	Winthrop	71 52
												230	H	Clemson	70 49
												236	A	USC Upstate	75 63
												296	H	South Carolina St.	59 46
LAST 12 Division I GAMES:															
143	A	Richmond	69 62	236	A	USC Upstate	75 63								
63	A	VCU	45 67	7	A	Georgia	39 77								
214	H	Winthrop	71 52	78	H	Elon	55 65								
230	H	Clemson	70 49												
296	H	South Carolina St.	59 46												
131	H	Davidson	51 69												

Non-Div I Games: Converse 89 52

Furman

Average RPI Win: 273		WON-LOST	WINNING	LAST 10	STRENGTH OF	OPP. STRENGTH	TEAM	ADJ.	CONF.	ADJ CONF.
Average RPI Loss: 147		RECORD	PCT. RANK	GAMES	SCHEDULE	OF SCHEDULE	RPI	RPI	RPI	RPI
DIV. I ONLY		2- 3	197	2- 3	296	186	257	257	20	20
DIV. I NON-CONF.		2- 3	197	2- 3	296	191	258	258	20	20
TOTALS	RPI 1-25		RPI 26-50		W-L RECORDS		RPI 51-100		RPI 101-150	RPI 150+
2- 3	0- 1		0- 0		OVERALL		0- 0		0- 1	2- 1
1- 1	0- 0		0- 0		HOME		0- 0		0- 0	1- 1
1- 2	0- 1		0- 0		AWAY		0- 0		0- 1	1- 0
0- 0	0- 0		0- 0		NEUTRAL		0- 0		0- 0	0- 0
2- 3	0- 1		0- 0		NON-CONFERENCE		0- 0		0- 1	2- 1
1- 1	0- 0		0- 0		HOME		0- 0		0- 0	1- 1
1- 2	0- 1		0- 0		AWAY		0- 0		0- 1	1- 0
0- 0	0- 0		0- 0		NEUTRAL		0- 0		0- 0	0- 0
0- 0	0- 0		0- 0		CONFERENCE		0- 0		0- 0	0- 0
0- 0	0- 0		0- 0		HOME		0- 0		0- 0	0- 0
0- 0	0- 0		0- 0		AWAY		0- 0		0- 0	0- 0
0- 0	0- 0		0- 0		NEUTRAL		0- 0		0- 0	0- 0

RPI 1-25				RPI 26-50				RPI 51-100				RPI 101+				Team's RPI: 257	
RPI	S	Opponent	Score	RPI	S	Opponent	Score	RPI	S	Opponent	Score	RPI	S	Opponent	Score		
7	A	Georgia	28 75									107	A	Mercer	50 62		
												202	A	Savannah St.	64 48		
												327	H	Lipscomb	55 66		
												344	H	Jacksonville St.	60 56		
LAST 12 Division I GAMES:																	
												344	H	Jacksonville St.	60 56		
												202	A	Savannah St.	64 48		
												7	A	Georgia	28 75		
												107	A	Mercer	50 62		
												327	H	Lipscomb	55 66		

Non-Div I Games:

Ga. Southern

■ Loss, ■ Non-Conf, S Site, H Home A Away N Neutral

Average RPI Win:	<b>228</b>	WON-LOST	WINNING	LAST 10	STRENGTH OF	OPP. STRENGTH	TEAM	ADJ.	CONF.	ADJ CONF.
Average RPI Loss:	<b>172</b>	RECORD	PCT. RANK	GAMES	SCHEDULE	OF SCHEDULE	RPI	RPI	RPI	RPI
DIV. I ONLY	<b>4- 2</b>	<b>100</b>	<b>4- 2</b>	<b>322</b>	<b>42</b>	<b>207</b>	<b>207</b>	<b>25</b>	<b>25</b>	
DIV. I NON-CONF.	<b>3- 1</b>	<b>65</b>	<b>3- 1</b>	<b>280</b>	<b>97</b>	<b>170</b>	<b>170</b>	<b>23</b>	<b>23</b>	
TOTALS	RPI 1-25	RPI 26-50	W-L RECORDS	RPI 51-100	RPI 101-150	RPI 150+				
4- 2	0- 0	0- 0	OVERALL	0- 0	0- 1	4- 1				
3- 1	0- 0	0- 0	HOME	0- 0	0- 1	3- 0				
1- 1	0- 0	0- 0	AWAY	0- 0	0- 0	1- 1				
0- 0	0- 0	0- 0	NEUTRAL	0- 0	0- 0	0- 0				
3- 1	0- 0	0- 0	NON-CONFERENCE	0- 0	0- 1	3- 0				
2- 1	0- 0	0- 0	HOME	0- 0	0- 1	2- 0				
1- 0	0- 0	0- 0	AWAY	0- 0	0- 0	1- 0				
0- 0	0- 0	0- 0	NEUTRAL	0- 0	0- 0	0- 0				
1- 1	0- 0	0- 0	CONFERENCE	0- 0	0- 0	1- 1				
1- 0	0- 0	0- 0	HOME	0- 0	0- 0	1- 0				
0- 1	0- 0	0- 0	AWAY	0- 0	0- 0	0- 1				
0- 0	0- 0	0- 0	NEUTRAL	0- 0	0- 0	0- 0				

RPI 1-25				RPI 26-50				RPI 51-100				RPI 101+				Team's RPI: 207	
RPI	S	Opponent	Score	RPI	S	Opponent	Score	RPI	S	Opponent	Score	RPI	S	Opponent	Score		
												130	H	Pacific	77	84	
												155	H	Liberty	61	57	
												175	A	North Carolina	66	65	
												214	A	Winthrop	62	81	
												284	H	UNCG	59	57	
												297	H	Wofford	64	61	
LAST 12 Division I GAMES:																	
				155	H	Liberty	61	57				214	A	Winthrop	62	81	
				130	H	Pacific	77	84									
				284	H	UNCG	59	57									
				297	H	Wofford	64	61									
				175	A	North Carolina	66	65									

Non-Div I Games: Montreat 84 49

Gardner-Webb

■ Loss, 
 ■ Non-Conf, S Site, 
 ■ Home 
 ■ Away 
 N Neutral

## George Mason

Through Games Of Dec. 13, 2015

Average RPI Win:	262	WON-LOST	WINNING	LAST 10	STRENGTH OF	OPP. STRENGTH	TEAM	ADJ.	CONF.	ADJ CONF.
Average RPI Loss:	112	RECORD	PCT. RANK	GAMES	SCHEDULE	OF SCHEDULE	RPI	RPI	RPI	RPI
DIV. I ONLY	4- 6	197	4- 6	142	264	200	200	8	8	
DIV. I NON-CONF.	4- 6	197	4- 6	149	268	202	202	8	8	
TOTALS	RPI 1-25	RPI 26-50	W-L RECORDS	RPI 51-100	RPI 101-150	RPI 150+				
4- 6	0- 0	0- 0	OVERALL	0- 2	0- 3	4- 1				
2- 1	0- 0	0- 0	HOME	0- 1	0- 0	2- 0				
0- 4	0- 0	0- 0	AWAY	0- 1	0- 2	0- 1				
2- 1	0- 0	0- 0	NEUTRAL	0- 0	0- 1	2- 0				
4- 6	0- 0	0- 0	NON-CONFERENCE	0- 2	0- 3	4- 1				
2- 1	0- 0	0- 0	HOME	0- 1	0- 0	2- 0				
0- 4	0- 0	0- 0	AWAY	0- 1	0- 2	0- 1				
2- 1	0- 0	0- 0	NEUTRAL	0- 0	0- 1	2- 0				
0- 0	0- 0	0- 0	CONFERENCE	0- 0	0- 0	0- 0				
0- 0	0- 0	0- 0	HOME	0- 0	0- 0	0- 0				
0- 0	0- 0	0- 0	AWAY	0- 0	0- 0	0- 0				
0- 0	0- 0	0- 0	NEUTRAL	0- 0	0- 0	0- 0				

RPI 1-25			RPI 26-50			RPI 51-100			RPI 101+			Team's RPI: 200
RPI	S	Opponent	Score	RPI	S	Opponent	Score	RPI	S	Opponent	Score	
						61 H Georgetown	57 63	105 A UNLV		59 67		
						67 A Virginia Tech	63 80	129 A Utah		62 74		
								135 N Western Ky.		58 84		
								173 A Radford		63 66		
								238 N Pepperdine		71 63		
								246 H Delaware		90 83		
								256 N Tulsa		64 63		
								306 H Towson		88 76		
LAST 12 Division I GAMES:												
246 H Delaware		90 83	61 H Georgetown		57 63	256 N Tulsa		64 63	105 A UNLV		59 67	
306 H Towson		88 76	238 N Pepperdine		71 63	135 N Western Ky.		58 84	129 A Utah		62 74	
67 A Virginia Tech		63 80										
173 A Radford		63 66										

Non-Div I Games:

George Mason

■ Loss, 
 ■ Non-Conf, 
 ■ S Site, 
 ■ H Home 
 ■ A Away 
 N Neutral

Average RPI Win:	170	WON-LOST	WINNING	LAST 10	STRENGTH OF	OPP. STRENGTH	TEAM	ADJ.	CONF.	ADJ CONF.
Average RPI Loss:	67	RECORD	PCT. RANK	GAMES	SCHEDULE	OF SCHEDULE	RPI	RPI	RPI	RPI
DIV. I ONLY	7- 3	91	7- 3	201	10	91	91	8	8	
DIV. I NON-CONF.	7- 3	92	7- 3	206	10	92	92	8	8	
TOTALS	RPI 1-25	RPI 26-50	W-L RECORDS	RPI 51-100	RPI 101-150	RPI 150+				
7- 3	0- 1	1- 0	OVERALL	1- 1	0- 1	5- 0				
3- 1	0- 0	0- 0	HOME	1- 0	0- 1	2- 0				
2- 1	0- 1	0- 0	AWAY	0- 0	0- 0	2- 0				
2- 1	0- 0	1- 0	NEUTRAL	0- 1	0- 0	1- 0				
7- 3	0- 1	1- 0	NON-CONFERENCE	1- 1	0- 1	5- 0				
3- 1	0- 0	0- 0	HOME	1- 0	0- 1	2- 0				
2- 1	0- 1	0- 0	AWAY	0- 0	0- 0	2- 0				
2- 1	0- 0	1- 0	NEUTRAL	0- 1	0- 0	1- 0				
0- 0	0- 0	0- 0	CONFERENCE	0- 0	0- 0	0- 0				
0- 0	0- 0	0- 0	HOME	0- 0	0- 0	0- 0				
0- 0	0- 0	0- 0	AWAY	0- 0	0- 0	0- 0				
0- 0	0- 0	0- 0	NEUTRAL	0- 0	0- 0	0- 0				

RPI 1-25				RPI 26-50				RPI 51-100				Team's RPI: 91	RPI 101+			
RPI	S	Opponent	Score	RPI	S	Opponent	Score	RPI	S	Opponent	Score		RPI	S	Opponent	Score
2	A	Stanford	63 84	30	N	Iowa	81 77	84	H	Villanova	78 70		114	H	FGCU	60 64
								85	N	Wright St.	71 77		178	N	Houston	82 78
													181	A	Fresno St.	61 53
													217	H	American	78 48
													218	A	Memphis	68 62
													283	H	Grambling	85 58
LAST 12 Division I GAMES:																
84	H	Villanova	78 70	85	N	Wright St.	71 77									
218	A	Memphis	68 62	30	N	Iowa	81 77									
114	H	FGCU	60 64	178	N	Houston	82 78									
283	H	Grambling	85 58	181	A	Fresno St.	61 53									
				2	A	Stanford	63 84									
				217	H	American	78 48									

Non-Div I Games:

George Washington



Average RPI Win:	210	WON-LOST	WINNING	LAST 10	STRENGTH OF	OPP. STRENGTH	TEAM	ADJ.	CONF.	ADJ CONF.
Average RPI Loss:	130	RECORD	PCT. RANK	GAMES	SCHEDULE	OF SCHEDULE	RPI	RPI	RPI	RPI
DIV. I ONLY	6- 3	100	1- 0	85	285	61	61	6	6	
DIV. I NON-CONF.	6- 3	101	1- 0	92	285	62	62	6	6	
TOTALS	RPI 1-25	RPI 26-50	W-L RECORDS	RPI 51-100	RPI 101-150	RPI 150+				
6- 3	0- 0	0- 1	OVERALL	1- 0	0- 1	5- 1				
2- 0	0- 0	0- 0	HOME	1- 0	0- 0	1- 0				
2- 3	0- 0	0- 1	AWAY	0- 0	0- 1	2- 1				
2- 0	0- 0	0- 0	NEUTRAL	0- 0	0- 0	2- 0				
6- 3	0- 0	0- 1	NON-CONFERENCE	1- 0	0- 1	5- 1				
2- 0	0- 0	0- 0	HOME	1- 0	0- 0	1- 0				
2- 3	0- 0	0- 1	AWAY	0- 0	0- 1	2- 1				
2- 0	0- 0	0- 0	NEUTRAL	0- 0	0- 0	2- 0				
0- 0	0- 0	0- 0	CONFERENCE	0- 0	0- 0	0- 0				
0- 0	0- 0	0- 0	HOME	0- 0	0- 0	0- 0				
0- 0	0- 0	0- 0	AWAY	0- 0	0- 0	0- 0				
0- 0	0- 0	0- 0	NEUTRAL	0- 0	0- 0	0- 0				

RPI 1-25				RPI 26-50				RPI 51-100				Team's RPI: 61	RPI 101+			
RPI	S	Opponent	Score	RPI	S	Opponent	Score	RPI	S	Opponent	Score		RPI	S	Opponent	Score
				38	A	St. Bonaventure	54 69						67	H	Virginia Tech	73 56
													134	A	Alabama	66 78
													156	N	Quinnipiac	80 68
													200	A	George Mason	63 57
													218	A	Memphis	53 57
													246	H	Delaware	61 50
													265	A	UMES	71 60
													323	N	St. Francis Brooklyn	74 52
LAST 12 Division I GAMES:																
				323	N	St. Francis Brooklyn	74 52						156	N	Quinnipiac	80 68
				134	A	Alabama	66 78						218	A	Memphis	53 57
				246	H	Delaware	61 50						67	H	Virginia Tech	73 56
				38	A	St. Bonaventure	54 69						265	A	UMES	71 60
				200	A	George Mason	63 57									

Non-Div I Games:

Georgetown

Average RPI Win:	159	WON-LOST	WINNING	LAST 10	STRENGTH OF	OPP. STRENGTH	TEAM	ADJ.	CONF.	ADJ CONF.
Average RPI Loss:	24	RECORD	PCT. RANK	GAMES	SCHEDULE	OF SCHEDULE	RPI	RPI	RPI	RPI
DIV. I ONLY	9- 1	15	1- 0	35	118	7	7	4	4	
DIV. I NON-CONF.	9- 1	15	1- 0	38	121	7	7	4	4	
TOTALS	RPI 1-25	RPI 26-50	W-L RECORDS	RPI 51-100	RPI 101-150	RPI 150+				
9- 1	2- 1	0- 0	OVERALL	0- 0	2- 0	5- 0				
7- 0	1- 0	0- 0	HOME	0- 0	2- 0	4- 0				
1- 1	0- 1	0- 0	AWAY	0- 0	0- 0	1- 0				
1- 0	1- 0	0- 0	NEUTRAL	0- 0	0- 0	0- 0				
9- 1	2- 1	0- 0	NON-CONFERENCE	0- 0	2- 0	5- 0				
7- 0	1- 0	0- 0	HOME	0- 0	2- 0	4- 0				
1- 1	0- 1	0- 0	AWAY	0- 0	0- 0	1- 0				
1- 0	1- 0	0- 0	NEUTRAL	0- 0	0- 0	0- 0				
0- 0	0- 0	0- 0	CONFERENCE	0- 0	0- 0	0- 0				
0- 0	0- 0	0- 0	HOME	0- 0	0- 0	0- 0				
0- 0	0- 0	0- 0	AWAY	0- 0	0- 0	0- 0				
0- 0	0- 0	0- 0	NEUTRAL	0- 0	0- 0	0- 0				

RPI	S	Opponent	Score
6	H	Seton Hall	70 52
13	N	BYU	66 58
24	A	Michigan St.	45 66

RPI	S	Opponent	Score

RPI	S	Opponent	Score

RPI	S	Opponent	Score
107	H	Mercer	57 44
127	H	Furman	77 39
165	H	Stetson	76 55
180	H	Georgia Tech	78 66
257	H	Ga. Southern	75 28
267	A	CSUN	83 58
313	H	Kennesaw St.	89 34

## LAST 12 Division I GAMES:

6	H	Seton Hall	70 52	267	A	CSUN	83 58
313	H	Kennesaw St.	89 34	127	H	Furman	77 39
107	H	Mercer	57 44	24	A	Michigan St.	45 66
13	N	BYU	66 58	165	H	Stetson	76 55
257	H	Ga. Southern	75 28				
180	H	Georgia Tech	78 66				

Non-Div I Games:

Georgia

Average RPI Win:	276	WON-LOST	WINNING	LAST 10	STRENGTH OF	OPP. STRENGTH	TEAM	ADJ.	CONF.	ADJ CONF.
Average RPI Loss:	156	RECORD	PCT. RANK	GAMES	SCHEDULE	OF SCHEDULE	RPI	RPI	RPI	RPI
DIV. I ONLY	3- 4	190	3- 4	278	234	268	268	20	20	
DIV. I NON-CONF.	3- 4	192	3- 4	281	234	271	271	20	20	
TOTALS	RPI 1-25	RPI 26-50	W-L RECORDS	RPI 51-100	RPI 101-150	RPI 150+				
3- 4	0- 0	0- 0	OVERALL	0- 1	0- 1	3- 2				
2- 2	0- 0	0- 0	HOME	0- 1	0- 0	2- 1				
1- 2	0- 0	0- 0	AWAY	0- 0	0- 1	1- 1				
0- 0	0- 0	0- 0	NEUTRAL	0- 0	0- 0	0- 0				
3- 4	0- 0	0- 0	NON-CONFERENCE	0- 1	0- 1	3- 2				
2- 2	0- 0	0- 0	HOME	0- 1	0- 0	2- 1				
1- 2	0- 0	0- 0	AWAY	0- 0	0- 1	1- 1				
0- 0	0- 0	0- 0	NEUTRAL	0- 0	0- 0	0- 0				
0- 0	0- 0	0- 0	CONFERENCE	0- 0	0- 0	0- 0				
0- 0	0- 0	0- 0	HOME	0- 0	0- 0	0- 0				
0- 0	0- 0	0- 0	AWAY	0- 0	0- 0	0- 0				
0- 0	0- 0	0- 0	NEUTRAL	0- 0	0- 0	0- 0				

RPI 1-25			RPI 26-50			RPI 51-100			RPI 101+			Team's RPI: 268
RPI	S	Opponent	Score	RPI	S	Opponent	Score	RPI	S	Opponent	Score	
						58	H Charlotte	71	83	134	A Alabama	56 72
										191	H Morehead St.	90 99
										241	H North Florida	76 63
										242	A Tennessee Tech	65 72
										274	H Howard	65 58
										313	A Kennesaw St.	66 62
LAST 12 Division I GAMES:												
191	H	Morehead St.	90 99	241	H	North Florida	76 63					
242	A	Tennessee Tech	65 72	58	H	Charlotte	71 83					
313	A	Kennesaw St.	66 62	274	H	Howard	65 58					
				134	A	Alabama	56 72					

Non-Div I Games:

Georgia St.

Average RPI Win:	256	WON-LOST	WINNING	LAST 10	STRENGTH OF	OPP. STRENGTH	TEAM	ADJ.	CONF.	ADJ CONF.
Average RPI Loss:	66	RECORD	PCT. RANK	GAMES	SCHEDULE	OF SCHEDULE	RPI	RPI	RPI	RPI
DIV. I ONLY	7- 3	91	7- 3	299	146	180	180	5	5	
DIV. I NON-CONF.	7- 3	92	7- 3	299	149	181	181	5	5	
TOTALS	RPI 1-25	RPI 26-50	W-L RECORDS	RPI 51-100	RPI 101-150	RPI 150+				
7- 3	0- 1	0- 0	OVERALL	0- 1	0- 1	7- 0				
6- 0	0- 0	0- 0	HOME	0- 0	0- 0	6- 0				
0- 2	0- 1	0- 0	AWAY	0- 1	0- 0	0- 0				
1- 1	0- 0	0- 0	NEUTRAL	0- 0	0- 1	1- 0				
7- 3	0- 1	0- 0	NON-CONFERENCE	0- 1	0- 1	7- 0				
6- 0	0- 0	0- 0	HOME	0- 0	0- 0	6- 0				
0- 2	0- 1	0- 0	AWAY	0- 1	0- 0	0- 0				
1- 1	0- 0	0- 0	NEUTRAL	0- 0	0- 1	1- 0				
0- 0	0- 0	0- 0	CONFERENCE	0- 0	0- 0	0- 0				
0- 0	0- 0	0- 0	HOME	0- 0	0- 0	0- 0				
0- 0	0- 0	0- 0	AWAY	0- 0	0- 0	0- 0				
0- 0	0- 0	0- 0	NEUTRAL	0- 0	0- 0	0- 0				

RPI 1-25				RPI 26-50				RPI 51-100				RPI 101+ Team's RPI: 180			
RPI	S	Opponent	Score	RPI	S	Opponent	Score	RPI	S	Opponent	Score	RPI	S	Opponent	Score
7	A	Georgia	66 78					79	A	Indiana	60 69	111	N	UNI	58 61
												177	H	Samford	66 55
												199	H	Loyola Chicago	84 77
												236	H	USC Upstate	87 46
												252	H	Southeastern La.	102 49
												264	N	High Point	81 61
												323	H	St. Francis Brooklyn	89 51
												341	H	Alabama St.	80 54
LAST 12 Division I GAMES:															
177	H	Samford	66 55	264	N	High Point	81 61	111	N	UNI	58 61				
236	H	USC Upstate	87 46	341	H	Alabama St.	80 54	7	A	Georgia	66 78				
79	A	Indiana	60 69	252	H	Southeastern La.	102 49	323	H	St. Francis Brooklyn	89 51				
199	H	Loyola Chicago	84 77												

Non-Div I Games:

Georgia Tech

Average RPI Win:	201	WON-LOST	WINNING	LAST 10	STRENGTH OF	OPP. STRENGTH	TEAM	ADJ.	CONF.	ADJ CONF.
Average RPI Loss:	61	RECORD	PCT. RANK	GAMES	SCHEDULE	OF SCHEDULE	RPI	RPI	RPI	RPI
DIV. I ONLY	8- 4	100	7- 3	61	138	76	76	7	7	
DIV. I NON-CONF.	8- 4	101	8- 4	63	141	76	76	7	7	
TOTALS	RPI 1-25	RPI 26-50	W-L RECORDS	RPI 51-100	RPI 101-150	RPI 150+				
8- 4	0- 2	1- 0	OVERALL	1- 1	0- 0	6- 1				
6- 2	0- 2	0- 0	HOME	1- 0	0- 0	5- 0				
2- 1	0- 0	1- 0	AWAY	0- 1	0- 0	1- 0				
0- 1	0- 0	0- 0	NEUTRAL	0- 0	0- 0	0- 1				
8- 4	0- 2	1- 0	NON-CONFERENCE	1- 1	0- 0	6- 1				
6- 2	0- 2	0- 0	HOME	1- 0	0- 0	5- 0				
2- 1	0- 0	1- 0	AWAY	0- 1	0- 0	1- 0				
0- 1	0- 0	0- 0	NEUTRAL	0- 0	0- 0	0- 1				
0- 0	0- 0	0- 0	CONFERENCE	0- 0	0- 0	0- 0				
0- 0	0- 0	0- 0	HOME	0- 0	0- 0	0- 0				
0- 0	0- 0	0- 0	AWAY	0- 0	0- 0	0- 0				
0- 0	0- 0	0- 0	NEUTRAL	0- 0	0- 0	0- 0				

RPI 1-25				RPI 26-50				RPI 51-100 Team's RPI: 76				RPI 101+			
RPI	S	Opponent	Score	RPI	S	Opponent	Score	RPI	S	Opponent	Score	RPI	S	Opponent	Score
2	H	Stanford	48 65	40	A	Dayton	57 47	62	A	Washington St.	48 55	175	N	North Carolina	62 67
3	H	Southern California	56 60					66	H	West Virginia	62 57	179	H	Wyoming	61 57
												192	H	Montana St.	65 52
												219	H	Eastern Wash.	78 56
												269	H	Grand Canyon	70 44
												307	A	Colgate	80 50
												339	H	Air Force	88 35
LAST 12 Division I GAMES:															
307	A	Colgate	80 50	175	N	North Carolina	62 67								
40	A	Dayton	57 47	3	H	Southern California	56 60								
62	A	Washington St.	48 55	269	H	Grand Canyon	70 44								
192	H	Montana St.	65 52	66	H	West Virginia	62 57								
179	H	Wyoming	61 57	219	H	Eastern Wash.	78 56								
339	H	Air Force	88 35	2	H	Stanford	48 65								

Non-Div I Games:

Gonzaga

■ Loss, 
■ Non-Conf, S Site, 
■ Home 
■ Away 
N Neutral

Average RPI Win:	0	WON-LOST	WINNING	LAST 10	STRENGTH OF	OPP. STRENGTH	TEAM	ADJ.	CONF.	ADJ CONF.
Average RPI Loss:	151	RECORD	PCT. RANK	GAMES	SCHEDULE	OF SCHEDULE	RPI	RPI	RPI	RPI
DIV. I ONLY	0- 6	332	0- 6	57	323	283	283	30	30	
DIV. I NON-CONF.	0- 6	327	0- 6	60	322	287	287	30	30	
TOTALS	RPI 1-25	RPI 26-50	W-L RECORDS	RPI 51-100	RPI 101-150	RPI 150+				
0- 6	0- 1	0- 0	OVERALL	0- 1	0- 1	0- 3				
0- 0	0- 0	0- 0	HOME	0- 0	0- 0	0- 0				
0- 6	0- 0	0- 0	AWAY	0- 0	0- 0	0- 2				
0- 0	0- 0	0- 0	NEUTRAL	0- 0	0- 0	0- 0				
0- 6	0- 1	0- 0	NON-CONFERENCE	0- 1	0- 1	0- 3				
0- 0	0- 0	0- 0	HOME	0- 0	0- 0	0- 0				
0- 6	0- 1	0- 0	AWAY	0- 1	0- 1	0- 3				
0- 0	0- 0	0- 0	NEUTRAL	0- 0	0- 0	0- 0				
0- 0	0- 0	0- 0	CONFERENCE	0- 0	0- 0	0- 0				
0- 0	0- 0	0- 0	HOME	0- 0	0- 0	0- 0				
0- 0	0- 0	0- 0	AWAY	0- 0	0- 0	0- 0				
0- 0	0- 0	0- 0	NEUTRAL	0- 0	0- 0	0- 0				

RPI 1-25				RPI 26-50				RPI 51-100				RPI 101+ Team's RPI: 283			
RPI	S	Opponent	Score	RPI	S	Opponent	Score	RPI	S	Opponent	Score	RPI	S	Opponent	Score
17	A	Baylor	42 96					91	A	George Washington	58 85	148	A	Mississippi St.	43 107
												186	A	William & Mary	55 74
												210	A	Northwestern St.	62 71
												256	A	Tulsa	51 79
LAST 12 Division I GAMES:															
210	A	Northwestern St.	62 71	91	A	George Washington	58 85								
17	A	Baylor	42 96												
256	A	Tulsa	51 79												
148	A	Mississippi St.	43 107												
186	A	William & Mary	55 74												

Non-Div I Games: Southern-N.O. 73 61 LSU-Alexandria 106 50

Grambling

Loss, Non-Conf, S Site, Home A Away N Neutral

## Grand Canyon

Through Games Of Dec. 13, 2015

Average RPI Win:	320	WON-LOST	WINNING	LAST 10	STRENGTH OF	OPP. STRENGTH	TEAM	ADJ.	CONF.	ADJ CONF.
Average RPI Loss:	109	RECORD	PCT. RANK	GAMES	SCHEDULE	OF SCHEDULE	RPI	RPI	RPI	RPI
DIV. I ONLY	3- 6	224	3- 6	298	101	269	269	23	23	
DIV. I NON-CONF.	3- 6	221	3- 6	298	102	272	272	24	24	
TOTALS	RPI 1-25	RPI 26-50	W-L RECORDS	RPI 51-100	RPI 101-150	RPI 150+				
3- 6	0- 1	0- 1	OVERALL	0- 2	0- 0	3- 2				
1- 1	0- 0	0- 0	HOME	0- 0	0- 0	1- 1				
2- 1	0- 0	0- 0	AWAY	0- 0	0- 0	2- 0				
0- 4	0- 1	0- 1	NEUTRAL	0- 1	0- 0	0- 1				
3- 6	0- 1	0- 1	NON-CONFERENCE	0- 2	0- 0	3- 2				
1- 1	0- 0	0- 0	HOME	0- 0	0- 0	1- 1				
2- 1	0- 0	0- 0	AWAY	0- 1	0- 0	2- 0				
0- 4	0- 1	0- 1	NEUTRAL	0- 1	0- 0	0- 1				
0- 0	0- 0	0- 0	CONFERENCE	0- 0	0- 0	0- 0				
0- 0	0- 0	0- 0	HOME	0- 0	0- 0	0- 0				
0- 0	0- 0	0- 0	AWAY	0- 0	0- 0	0- 0				
0- 0	0- 0	0- 0	NEUTRAL	0- 0	0- 0	0- 0				

RPI 1-25				RPI 26-50				RPI 51-100				RPI 101+ Team's RPI: 269			
RPI	S	Opponent	Score	RPI	S	Opponent	Score	RPI	S	Opponent	Score	RPI	S	Opponent	Score
3	N	Southern California	44 75	42	N	Abilene Christian	71 75	66	N	West Virginia	50 68	174	H	Hawaii	41 74
								76	A	Gonzaga	44 70	273	H	Oral Roberts	66 64
												292	N	Fairleigh Dickinson	68 74
												339	A	Air Force	73 39
												347	A	North Dakota St.	76 67
LAST 12 Division I GAMES:															
		76	A	Gonzaga	44	70		347	A	North Dakota St.	76	67			
		3	N	Southern California	44	75		339	A	Air Force	73	39			
		273	H	Oral Roberts	66	64		42	N	Abilene Christian	71	75			
		174	H	Hawaii	41	74		292	N	Fairleigh Dickinson	68	74			
								66	N	West Virginia	50	68			

Non-Div I Games: Western St. 77 40

Grand Canyon

■ Loss, 
 ■ Non-Conf, 
 ■ S Site, 
 ■ H Home 
 ■ A Away 
 N Neutral

Average RPI Win:	108	WON-LOST	WINNING	LAST 10	STRENGTH OF	OPP. STRENGTH	TEAM	ADJ.	CONF.	ADJ CONF.
Average RPI Loss:	56	RECORD	PCT. RANK	GAMES	SCHEDULE	OF SCHEDULE	RPI	RPI	RPI	RPI
DIV. I ONLY	6- 2	67	6- 2	18	47	12	12	10	10	
DIV. I NON-CONF.	6- 2	65	6- 2	20	47	12	12	10	10	
TOTALS	RPI 1-25	RPI 26-50	W-L RECORDS	RPI 51-100	RPI 101-150	RPI 150+				
6- 2	0- 1	1- 0	OVERALL	2- 1	2- 0	1- 0				
2- 0	0- 0	0- 0	HOME	1- 0	1- 0	0- 0				
3- 0	0- 0	1- 0	AWAY	0- 0	1- 0	1- 0				
1- 2	0- 1	0- 0	NEUTRAL	1- 1	0- 0	0- 0				
6- 2	0- 1	1- 0	NON-CONFERENCE	2- 1	2- 0	1- 0				
2- 0	0- 0	0- 0	HOME	1- 0	1- 0	0- 0				
3- 0	0- 0	1- 0	AWAY	0- 0	1- 0	1- 0				
1- 2	0- 1	0- 0	NEUTRAL	1- 1	0- 0	0- 0				
0- 0	0- 0	0- 0	CONFERENCE	0- 0	0- 0	0- 0				
0- 0	0- 0	0- 0	HOME	0- 0	0- 0	0- 0				
0- 0	0- 0	0- 0	AWAY	0- 0	0- 0	0- 0				
0- 0	0- 0	0- 0	NEUTRAL	0- 0	0- 0	0- 0				

RPI 1-25				Team's RPI: 12		RPI 26-50				RPI 51-100				RPI 101+			
RPI	S	Opponent	Score	RPI	S	Opponent	Score	RPI	S	Opponent	Score	RPI	S	Opponent	Score		
16	N	Rutgers	43 54	46	A	Drake	86 61	69	N	Tulane	79 58	132	A	Butler	55 46		
								92	H	Marquette	75 55	150	H	Vanderbilt	58 56		
								95	N	Virginia	59 68	160	A	Wisconsin	72 58		
LAST 12 Division I GAMES:																	
160	A	Wisconsin	72 58	46	A	Drake	86 61	16	N	Rutgers	43 54						
132	A	Butler	55 46					69	N	Tulane	79 58						
								95	N	Virginia	59 68						
								150	H	Vanderbilt	58 56						
								92	H	Marquette	75 55						

Non-Div I Games:

Green Bay



Average RPI Win:	302	WON-LOST	WINNING	LAST 10	STRENGTH OF	OPP. STRENGTH	TEAM	ADJ.	CONF.	ADJ CONF.
Average RPI Loss:	89	RECORD	PCT. RANK	GAMES	SCHEDULE	OF SCHEDULE	RPI	RPI	RPI	RPI
DIV. I ONLY	1- 7	315	1- 7	7	282	162	162	31	31	
DIV. I NON-CONF.	0- 7	327	0- 7	2	299	175	175	31	31	
TOTALS	RPI 1-25	RPI 26-50	W-L RECORDS	RPI 51-100	RPI 101-150	RPI 150+				
1- 7	0- 2	0- 0	OVERALL	0- 2	0- 2	1- 1				
0- 2	0- 0	0- 0	HOME	0- 0	0- 1	0- 1				
1- 5	0- 2	0- 0	AWAY	0- 2	0- 1	1- 0				
0- 0	0- 0	0- 0	NEUTRAL	0- 0	0- 0	0- 0				
0- 7	0- 2	0- 0	NON-CONFERENCE	0- 2	0- 2	0- 1				
0- 2	0- 0	0- 0	HOME	0- 0	0- 1	0- 1				
0- 5	0- 2	0- 0	AWAY	0- 2	0- 1	0- 0				
0- 0	0- 0	0- 0	NEUTRAL	0- 0	0- 0	0- 0				
1- 0	0- 0	0- 0	CONFERENCE	0- 0	0- 0	1- 0				
0- 0	0- 0	0- 0	HOME	0- 0	0- 0	0- 0				
1- 0	0- 0	0- 0	AWAY	0- 0	0- 0	1- 0				
0- 0	0- 0	0- 0	NEUTRAL	0- 0	0- 0	0- 0				

RPI 1-25				RPI 26-50				RPI 51-100				RPI 101+ Team's RPI: 162			
RPI	S	Opponent	Score	RPI	S	Opponent	Score	RPI	S	Opponent	Score	RPI	S	Opponent	Score
9	A	UTEP	54 78					62	A	Washington St.	61 68	113	A	Oregon	51 86
21	A	Texas	52 79					99	A	Iowa St.	59 95	120	H	James Madison	56 68
												198	H	Drexel	36 57
												302	A	Morgan St.	65 51
LAST 12 Division I GAMES:															
302	A	Morgan St.	65 51	62	A	Washington St.	61 68								
198	H	Drexel	36 57	99	A	Iowa St.	59 95								
120	H	James Madison	56 68												
21	A	Texas	52 79												
9	A	UTEP	54 78												
113	A	Oregon	51 86												

Non-Div I Games:

Hampton

Average RPI Win:	291	WON-LOST	WINNING	LAST 10	STRENGTH OF	OPP. STRENGTH	TEAM	ADJ.	CONF.	ADJ CONF.
Average RPI Loss:	159	RECORD	PCT. RANK	GAMES	SCHEDULE	OF SCHEDULE	RPI	RPI	RPI	RPI
DIV. I ONLY	4- 5	177	4- 5	261	218	234	234	22	22	
DIV. I NON-CONF.	4- 5	180	4- 5	266	220	233	233	22	22	
TOTALS	RPI 1-25	RPI 26-50	W-L RECORDS	RPI 51-100	RPI 101-150	RPI 150+				
4- 5	0- 0	0- 1	OVERALL	0- 1	0- 0	4- 3				
3- 1	0- 0	0- 0	HOME	0- 0	0- 0	3- 1				
1- 4	0- 0	0- 1	AWAY	0- 1	0- 0	1- 2				
0- 0	0- 0	0- 0	NEUTRAL	0- 0	0- 0	0- 0				
4- 5	0- 0	0- 1	NON-CONFERENCE	0- 1	0- 0	4- 3				
3- 1	0- 0	0- 0	HOME	0- 0	0- 0	3- 1				
1- 4	0- 0	0- 1	AWAY	0- 1	0- 0	1- 2				
0- 0	0- 0	0- 0	NEUTRAL	0- 0	0- 0	0- 0				
0- 0	0- 0	0- 0	CONFERENCE	0- 0	0- 0	0- 0				
0- 0	0- 0	0- 0	HOME	0- 0	0- 0	0- 0				
0- 0	0- 0	0- 0	AWAY	0- 0	0- 0	0- 0				
0- 0	0- 0	0- 0	NEUTRAL	0- 0	0- 0	0- 0				

RPI 1-25				RPI 26-50				RPI 51-100				RPI 101+				Team's RPI: 234	
RPI	S	Opponent	Score	RPI	S	Opponent	Score	RPI	S	Opponent	Score	RPI	S	Opponent	Score		
				36	A	Boston College	28 62	80	A	Michigan	47 83	156	A	Quinnipiac	69 71		
												188	A	Providence	50 69		
												251	H	Cornell	53 50		
												277	H	Central Conn. St.	49 41		
												304	A	Sacred Heart	68 67		
												331	H	Lafayette	55 50		
												337	H	Dartmouth	36 43		
LAST 12 Division I GAMES:																	
				188	A	Providence	50 69	337	H	Dartmouth	36 43						
				331	H	Lafayette	55 50	36	A	Boston College	28 62						
				156	A	Quinnipiac	69 71	277	H	Central Conn. St.	49 41						
				304	A	Sacred Heart	68 67	80	A	Michigan	47 83						
				251	H	Cornell	53 50										

Non-Div I Games:

Hartford

■ Loss, 
■ Non-Conf, 
■ S Site, 
■ H Home 
■ A Away 
N Neutral

Average RPI Win:	231	WON-LOST	WINNING	LAST 10	STRENGTH OF	OPP. STRENGTH	TEAM	ADJ.	CONF.	ADJ CONF.
Average RPI Loss:	114	RECORD	PCT. RANK	GAMES	SCHEDULE	OF SCHEDULE	RPI	RPI	RPI	RPI
DIV. I ONLY	4- 5	177	4- 5	257	104	225	225	14	14	
DIV. I NON-CONF.	4- 5	180	4- 5	262	105	226	226	14	14	
TOTALS	RPI 1-25	RPI 26-50	W-L RECORDS	RPI 51-100	RPI 101-150	RPI 150+				
4- 5	0- 0	0- 1	OVERALL	0- 0	1- 3	3- 1				
2- 2	0- 0	0- 0	HOME	0- 0	0- 2	2- 0				
1- 3	0- 0	0- 1	AWAY	0- 0	0- 1	1- 1				
1- 0	0- 0	0- 0	NEUTRAL	0- 0	1- 0	0- 0				
4- 5	0- 0	0- 1	NON-CONFERENCE	0- 0	1- 3	3- 1				
2- 2	0- 0	0- 0	HOME	0- 0	0- 2	2- 0				
1- 3	0- 0	0- 1	AWAY	0- 0	0- 1	1- 1				
1- 0	0- 0	0- 0	NEUTRAL	0- 0	1- 0	0- 0				
0- 0	0- 0	0- 0	CONFERENCE	0- 0	0- 0	0- 0				
0- 0	0- 0	0- 0	HOME	0- 0	0- 0	0- 0				
0- 0	0- 0	0- 0	AWAY	0- 0	0- 0	0- 0				
0- 0	0- 0	0- 0	NEUTRAL	0- 0	0- 0	0- 0				

RPI 1-25			RPI 26-50			RPI 51-100			RPI 101+			Team's RPI: 225
RPI	S	Opponent	Score	RPI	S	Opponent	Score	RPI	S	Opponent	Score	
				33	A	South Fla.	59 86					
								110	H	Maine	53 64	
								112	N	Toledo	76 70	
								114	A	FGCU	65 74	
								145	H	Eastern Mich.	81 85	
								170	A	Rhode Island	52 56	
								220	H	Massachusetts	67 65	
								255	A	Rice	67 61	
								338	H	Boston U.	73 55	
LAST 12 Division I GAMES:												
145	H	Eastern Mich.	81 85	114	A	FGCU	65 74					
220	H	Massachusetts	67 65	33	A	South Fla.	59 86					
110	H	Maine	53 64	255	A	Rice	67 61					
				338	H	Boston U.	73 55					
				112	N	Toledo	76 70					
				170	A	Rhode Island	52 56					

Non-Div I Games:

Harvard

Average RPI Win:	274	WON-LOST	WINNING	LAST 10	STRENGTH OF	OPP. STRENGTH	TEAM	ADJ.	CONF.	ADJ CONF.
Average RPI Loss:	36	RECORD	PCT. RANK	GAMES	SCHEDULE	OF SCHEDULE	RPI	RPI	RPI	RPI
DIV. I ONLY	4- 5	177	4- 5	116	135	174	174	19	19	
DIV. I NON-CONF.	4- 5	180	4- 5	122	138	173	173	19	19	
TOTALS	RPI 1-25	RPI 26-50	W-L RECORDS	RPI 51-100	RPI 101-150	RPI 150+				
4- 5	0- 2	0- 1	OVERALL	0- 2	0- 0	4- 0				
2- 3	0- 1	0- 0	HOME	0- 2	0- 0	2- 0				
2- 0	0- 0	0- 0	AWAY	0- 0	0- 0	2- 0				
0- 2	0- 1	0- 1	NEUTRAL	0- 0	0- 0	0- 0				
4- 5	0- 2	0- 1	NON-CONFERENCE	0- 2	0- 0	4- 0				
2- 3	0- 1	0- 0	HOME	0- 2	0- 0	2- 0				
2- 0	0- 0	0- 0	AWAY	0- 0	0- 0	2- 0				
0- 2	0- 1	0- 1	NEUTRAL	0- 0	0- 0	0- 0				
0- 0	0- 0	0- 0	CONFERENCE	0- 0	0- 0	0- 0				
0- 0	0- 0	0- 0	HOME	0- 0	0- 0	0- 0				
0- 0	0- 0	0- 0	AWAY	0- 0	0- 0	0- 0				
0- 0	0- 0	0- 0	NEUTRAL	0- 0	0- 0	0- 0				

RPI 1-25				RPI 26-50				RPI 51-100				RPI 101+ Team's RPI: 174			
RPI	S	Opponent	Score	RPI	S	Opponent	Score	RPI	S	Opponent	Score	RPI	S	Opponent	Score
11	H	South Carolina	51 67	41	N	Texas A&M	41 82	51	H	Arizona St.	49 75	224	A	Northern Ariz.	61 52
13	N	BYU	56 67					62	H	Washington St.	52 62	269	A	Grand Canyon	74 41
												280	H	Loyola Marymount	65 51
												321	H	CSU Bakersfield	74 60
LAST 12 Division I GAMES:															
41	N	Texas A&M	41 82	321	H	CSU Bakersfield	74 60								
13	N	BYU	56 67	62	H	Washington St.	52 62								
11	H	South Carolina	51 67	280	H	Loyola Marymount	65 51								
51	H	Arizona St.	49 75	224	A	Northern Ariz.	61 52								
				269	A	Grand Canyon	74 41								

Non-Div I Games:

Hawaii

Average RPI Win:	253	WON-LOST	WINNING	LAST 10	STRENGTH OF	OPP. STRENGTH	TEAM	ADJ.	CONF.	ADJ CONF.
Average RPI Loss:	147	RECORD	PCT. RANK	GAMES	SCHEDULE	OF SCHEDULE	RPI	RPI	RPI	RPI
DIV. I ONLY	2- 6	261	2- 6	149	233	264	264	25	25	
DIV. I NON-CONF.	0- 6	327	0- 6	68	257	284	284	23	23	
TOTALS	RPI 1-25	RPI 26-50	W-L RECORDS	RPI 51-100	RPI 101-150	RPI 150+				
2- 6	0- 0	0- 1	OVERALL	0- 1	0- 1	2- 3				
2- 1	0- 0	0- 0	HOME	0- 0	0- 1	2- 0				
0- 3	0- 0	0- 1	AWAY	0- 1	0- 0	0- 1				
0- 2	0- 0	0- 0	NEUTRAL	0- 0	0- 0	0- 2				
0- 6	0- 0	0- 1	NON-CONFERENCE	0- 1	0- 1	0- 3				
0- 1	0- 0	0- 0	HOME	0- 0	0- 1	0- 0				
0- 3	0- 0	0- 1	AWAY	0- 1	0- 0	0- 1				
0- 2	0- 0	0- 0	NEUTRAL	0- 0	0- 0	0- 2				
2- 0	0- 0	0- 0	CONFERENCE	0- 0	0- 0	2- 0				
2- 0	0- 0	0- 0	HOME	0- 0	0- 0	2- 0				
0- 0	0- 0	0- 0	AWAY	0- 0	0- 0	0- 0				
0- 0	0- 0	0- 0	NEUTRAL	0- 0	0- 0	0- 0				

RPI 1-25				RPI 26-50				RPI 51-100				RPI 101+ Team's RPI: 264			
RPI	S	Opponent	Score	RPI	S	Opponent	Score	RPI	S	Opponent	Score	RPI	S	Opponent	Score
				48	A	Maryland	50 105	57	A	North Carolina St.	48 89	131	H	Davidson	60 62
												173	H	Radford	71 66
												180	N	Georgia Tech	61 81
												182	N	UAB	46 56
												284	A	UNCG	72 82
												332	H	Longwood	79 68
LAST 12 Division I GAMES:															
				332	H	Longwood	79 68	173	H	Radford	71 66				
				180	N	Georgia Tech	61 81	57	A	North Carolina St.	48 89				
				182	N	UAB	46 56								
				131	H	Davidson	60 62								
				284	A	UNCG	72 82								
				48	A	Maryland	50 105								

Non-Div I Games: Greensboro 82 49

High Point

■ Loss, 
 ■ Non-Conf, 
 ■ S Site, 
 ■ H Home 
 ■ A Away 
 N Neutral

# Hofstra

Through Games Of Dec. 13, 2015

Average RPI Win:	183	WON-LOST	WINNING	LAST 10	STRENGTH OF	OPP. STRENGTH	TEAM	ADJ.	CONF.	ADJ CONF.
Average RPI Loss:	127	RECORD	PCT. RANK	GAMES	SCHEDULE	OF SCHEDULE	RPI	RPI	RPI	RPI
DIV. I ONLY	7- 2	52	7- 2	191	92	77	77	13	13	
DIV. I NON-CONF.	7- 2	50	7- 2	196	92	77	77	13	13	
TOTALS	RPI 1-25	RPI 26-50	W-L RECORDS	RPI 51-100	RPI 101-150	RPI 150+				
7- 2	0- 0	1- 1	OVERALL	1- 0	1- 0	4- 1				
4- 0	0- 0	1- 0	HOME	1- 0	1- 0	1- 0				
2- 1	0- 0	0- 0	AWAY	0- 0	0- 0	2- 1				
1- 1	0- 0	0- 1	NEUTRAL	0- 0	0- 0	1- 0				
7- 2	0- 0	1- 1	NON-CONFERENCE	1- 0	1- 0	4- 1				
4- 0	0- 0	1- 0	HOME	1- 0	1- 0	1- 0				
2- 1	0- 0	0- 0	AWAY	0- 0	0- 0	2- 1				
1- 1	0- 0	0- 1	NEUTRAL	0- 0	0- 0	1- 0				
0- 0	0- 0	0- 0	CONFERENCE	0- 0	0- 0	0- 0				
0- 0	0- 0	0- 0	HOME	0- 0	0- 0	0- 0				
0- 0	0- 0	0- 0	AWAY	0- 0	0- 0	0- 0				
0- 0	0- 0	0- 0	NEUTRAL	0- 0	0- 0	0- 0				

RPI 1-25				RPI 26-50				RPI 51-100				Team's RPI: 77				RPI 101+			
RPI	S	Opponent	Score	RPI	S	Opponent	Score	RPI	S	Opponent	Score	RPI	S	Opponent	Score	RPI	S	Opponent	Score
				34	N	Oregon St.	50 73	71	H	Buffalo	79 36	137	H	Stony Brook	71 66				
				50	H	Saint Joseph's	75 62					203	H	Navy	65 63				
												217	A	American	60 51				
												220	A	Massachusetts	56 57				
												291	A	Fairfield	67 53				
												314	N	Coastal Caro.	82 40				
LAST 12 Division I GAMES:																			
				291	A	Fairfield	67 53	220	A	Massachusetts	56 57								
				217	A	American	60 51	50	H	Saint Joseph's	75 62								
				137	H	Stony Brook	71 66	71	H	Buffalo	79 36								
				203	H	Navy	65 63	314	N	Coastal Caro.	82 40								
								34	N	Oregon St.	50 73								

Non-Div I Games:

Hofstra

Loss, Non-Conf, S Site, H Home A Away N Neutral

## Holy Cross

Through Games Of Dec. 13, 2015

Average RPI Win:	282	WON-LOST	WINNING	LAST 10	STRENGTH OF	OPP. STRENGTH	TEAM	ADJ.	CONF.	ADJ CONF.
Average RPI Loss:	168	RECORD	PCT. RANK	GAMES	SCHEDULE	OF SCHEDULE	RPI	RPI	RPI	RPI
DIV. I ONLY	3- 7	241	3- 7	260	219	294	294	26	26	
DIV. I NON-CONF.	3- 7	237	3- 7	265	221	298	298	27	27	
TOTALS	RPI 1-25	RPI 26-50	W-L RECORDS	RPI 51-100	RPI 101-150	RPI 150+				
3- 7	0- 0	0- 1	OVERALL	0- 0	0- 2	3- 4				
3- 1	0- 0	0- 0	HOME	0- 0	0- 0	3- 1				
0- 6	0- 0	0- 1	AWAY	0- 0	0- 2	0- 3				
0- 0	0- 0	0- 0	NEUTRAL	0- 0	0- 0	0- 0				
3- 7	0- 0	0- 1	NON-CONFERENCE	0- 0	0- 2	3- 4				
3- 1	0- 0	0- 0	HOME	0- 0	0- 0	3- 1				
0- 6	0- 0	0- 1	AWAY	0- 0	0- 2	0- 3				
0- 0	0- 0	0- 0	NEUTRAL	0- 0	0- 0	0- 0				
0- 0	0- 0	0- 0	CONFERENCE	0- 0	0- 0	0- 0				
0- 0	0- 0	0- 0	HOME	0- 0	0- 0	0- 0				
0- 0	0- 0	0- 0	AWAY	0- 0	0- 0	0- 0				
0- 0	0- 0	0- 0	NEUTRAL	0- 0	0- 0	0- 0				

RPI 1-25			RPI 26-50			RPI 51-100			RPI 101+			Team's RPI: 294
RPI	S	Opponent	Score	RPI	S	Opponent	Score	RPI	S	Opponent	Score	
				36	A	Boston College	51 60					
								133	A	Yale	59 69	
								146	A	Pittsburgh	50 56	
								156	A	Quinnipiac	61 74	
								164	A	Penn St.	82 86	
								220	H	Massachusetts	60 74	
								226	H	Manhattan	58 44	
								293	H	Bryant	65 64	
								322	A	UMass Lowell	67 75	
								328	H	Vermont	77 63	
LAST 12 Division I GAMES:												
226	H	Manhattan	58 44	146	A	Pittsburgh	50 56					
322	A	UMass Lowell	67 75	328	H	Vermont	77 63					
220	H	Massachusetts	60 74	293	H	Bryant	65 64					
164	A	Penn St.	82 86	133	A	Yale	59 69					
				156	A	Quinnipiac	61 74					
				36	A	Boston College	51 60					

Non-Div I Games:

Holy Cross

■ Loss, 
 ■ Non-Conf, 
 ■ S Site, 
 ■ H Home 
 ■ A Away 
 N Neutral

Average RPI Win:	221	WON-LOST	WINNING	LAST 10	STRENGTH OF	OPP. STRENGTH	TEAM	ADJ.	CONF.	ADJ CONF.
Average RPI Loss:	88	RECORD	PCT. RANK	GAMES	SCHEDULE	OF SCHEDULE	RPI	RPI	RPI	RPI
DIV. I ONLY	3- 6	224	3- 6	88	136	178	178	9	9	
DIV. I NON-CONF.	3- 6	221	3- 6	95	139	179	179	9	9	
TOTALS	RPI 1-25	RPI 26-50	W-L RECORDS	RPI 51-100	RPI 101-150	RPI 150+				
3- 6	0- 0	0- 1	OVERALL	0- 2	1- 3	2- 0				
1- 2	0- 0	0- 0	HOME	0- 0	1- 2	0- 0				
2- 1	0- 0	0- 0	AWAY	0- 0	0- 1	2- 0				
0- 3	0- 0	0- 1	NEUTRAL	0- 2	0- 0	0- 0				
3- 6	0- 0	0- 1	NON-CONFERENCE	0- 2	1- 3	2- 0				
1- 2	0- 0	0- 0	HOME	0- 0	1- 2	0- 0				
2- 1	0- 0	0- 0	AWAY	0- 0	0- 1	2- 0				
0- 3	0- 0	0- 1	NEUTRAL	0- 2	0- 0	0- 0				
0- 0	0- 0	0- 0	CONFERENCE	0- 0	0- 0	0- 0				
0- 0	0- 0	0- 0	HOME	0- 0	0- 0	0- 0				
0- 0	0- 0	0- 0	AWAY	0- 0	0- 0	0- 0				
0- 0	0- 0	0- 0	NEUTRAL	0- 0	0- 0	0- 0				

RPI	S	Opponent	Score	RPI	S	Opponent	Score	RPI	S	Opponent	Score	RPI	S	Opponent	Score	Team's RPI: 178
30	N	Iowa	50 64	85	N	Wright St.	61 75	104	H	Long Beach St.	41 47	105	H	UNLV	60 63	
				91	N	George Washington	78 82	115	A	Col. of Charleston	48 55	117	H	La.-Lafayette	52 51	
								255	A	Rice	62 59	290	A	Incarnate Word	67 51	
LAST 12 Division I GAMES:																
105	H	UNLV	60 63	85	N	Wright St.	61 75	117	H	La.-Lafayette	52 51	104	H	Long Beach St.	41 47	
290	A	Incarnate Word	67 51	91	N	George Washington	78 82	115	A	Col. of Charleston	48 55					
255	A	Rice	62 59													
30	N	Iowa	50 64													

Non-Div I Games:

Houston



## Houston Baptist

Through Games Of Dec. 13, 2015

Average RPI Win:	269	WON-LOST	WINNING	LAST 10	STRENGTH OF	OPP. STRENGTH	TEAM	ADJ.	CONF.	ADJ CONF.
Average RPI Loss:	103	RECORD	PCT. RANK	GAMES	SCHEDULE	OF SCHEDULE	RPI	RPI	RPI	RPI
DIV. I ONLY	2- 3	197	2- 3	111	246	126	126	24	24	
DIV. I NON-CONF.	2- 3	197	2- 3	118	245	126	126	26	26	
TOTALS	RPI 1-25	RPI 26-50	W-L RECORDS	RPI 51-100	RPI 101-150	RPI 150+				
2- 3	0- 1	0- 0	OVERALL	0- 0	0- 1	2- 1				
0- 0	0- 0	0- 0	HOME	0- 0	0- 0	0- 0				
1- 3	0- 1	0- 0	AWAY	0- 0	0- 1	1- 1				
1- 0	0- 0	0- 0	NEUTRAL	0- 0	0- 0	1- 0				
2- 3	0- 1	0- 0	NON-CONFERENCE	0- 0	0- 1	2- 1				
0- 0	0- 0	0- 0	HOME	0- 0	0- 0	0- 0				
1- 3	0- 1	0- 0	AWAY	0- 0	0- 1	1- 1				
1- 0	0- 0	0- 0	NEUTRAL	0- 0	0- 0	1- 0				
0- 0	0- 0	0- 0	CONFERENCE	0- 0	0- 0	0- 0				
0- 0	0- 0	0- 0	HOME	0- 0	0- 0	0- 0				
0- 0	0- 0	0- 0	AWAY	0- 0	0- 0	0- 0				
0- 0	0- 0	0- 0	NEUTRAL	0- 0	0- 0	0- 0				

RPI 1-25				RPI 26-50				RPI 51-100				RPI 101+				Team's RPI: 126	
RPI	S	Opponent	Score	RPI	S	Opponent	Score	RPI	S	Opponent	Score	RPI	S	Opponent	Score		
9	A	UTEP	63 98									116	A	New Mexico	57 65		
												184	A	UTSA	50 79		
												253	N	Omaha	64 51		
												285	A	Texas Southern	77 65		
LAST 12 Division I GAMES:																	
				184	A	UTSA	50 79	285	A	Texas Southern	77 65						
				253	N	Omaha	64 51										
				9	A	UTEP	63 98										
				116	A	New Mexico	57 65										

Non-Div I Games: Trinity (TX) 60 46 Paul Quinn 95 42

Houston Baptist

Loss, Non-Conf, S Site, Home A Away N Neutral

Average RPI Win:	321	WON-LOST	WINNING	LAST 10	STRENGTH OF	OPP. STRENGTH	TEAM	ADJ.	CONF.	ADJ CONF.
Average RPI Loss:	158	RECORD	PCT. RANK	GAMES	SCHEDULE	OF SCHEDULE	RPI	RPI	RPI	RPI
DIV. I ONLY	2- 9	295	2- 8	218	279	274	274	31	31	
DIV. I NON-CONF.	1- 8	318	1- 8	132	267	262	262	31	31	
TOTALS	RPI 1-25	RPI 26-50	W-L RECORDS	RPI 51-100	RPI 101-150	RPI 150+				
2- 9	0- 1	0- 2	OVERALL	0- 1	0- 1	2- 4				
0- 2	0- 0	0- 0	HOME	0- 0	0- 0	0- 2				
2- 6	0- 1	0- 2	AWAY	0- 1	0- 0	2- 2				
0- 1	0- 0	0- 0	NEUTRAL	0- 0	0- 1	0- 0				
1- 8	0- 1	0- 2	NON-CONFERENCE	0- 1	0- 1	1- 3				
0- 2	0- 0	0- 0	HOME	0- 0	0- 0	0- 2				
1- 5	0- 1	0- 2	AWAY	0- 1	0- 0	1- 1				
0- 1	0- 0	0- 0	NEUTRAL	0- 0	0- 1	0- 0				
1- 1	0- 0	0- 0	CONFERENCE	0- 0	0- 0	1- 1				
0- 0	0- 0	0- 0	HOME	0- 0	0- 0	0- 0				
1- 1	0- 0	0- 0	AWAY	0- 0	0- 0	1- 1				
0- 0	0- 0	0- 0	NEUTRAL	0- 0	0- 0	0- 0				

RPI 1-25				RPI 26-50				RPI 51-100				RPI 101+ Team's RPI: 274			
RPI	S	Opponent	Score	RPI	S	Opponent	Score	RPI	S	Opponent	Score	RPI	S	Opponent	Score
10	A	Northwestern	49 89	27	A	Arizona	28 65	86	A	Ill.-Chicago	48 75	107	N	Mercer	53 70
				44	A	Duquesne	62 86					268	A	Georgia St.	58 65
												272	A	N.C. A&T	70 88
												278	H	La Salle	68 71
												299	A	Mt. St. Mary's	62 49
												330	H	LIU Brooklyn	72 89
												343	A	N.C. Central	68 61
LAST 12 Division I GAMES:															
299	A	Mt. St. Mary's	62 49	272	A	N.C. A&T	70 88								
343	A	N.C. Central	68 61	278	H	La Salle	68 71								
27	A	Arizona	28 65	107	N	Mercer	53 70								
10	A	Northwestern	49 89	268	A	Georgia St.	58 65								
86	A	Ill.-Chicago	48 75	44	A	Duquesne	62 86								
				330	H	LIU Brooklyn	72 89								

Non-Div I Games:

Howard

Average RPI Win:	297	WON-LOST	WINNING	LAST 10	STRENGTH OF	OPP. STRENGTH	TEAM	ADJ.	CONF.	ADJ CONF.
Average RPI Loss:	121	RECORD	PCT. RANK	GAMES	SCHEDULE	OF SCHEDULE	RPI	RPI	RPI	RPI
DIV. I ONLY	2- 6	261	2- 6	229	169	295	295	27	27	
DIV. I NON-CONF.	2- 6	258	2- 6	235	172	299	299	28	28	
TOTALS	RPI 1-25	RPI 26-50	W-L RECORDS	RPI 51-100	RPI 101-150	RPI 150+				
2- 6	0- 0	0- 1	OVERALL	0- 3	0- 0	2- 2				
2- 3	0- 0	0- 0	HOME	0- 2	0- 0	2- 1				
0- 3	0- 0	0- 1	AWAY	0- 1	0- 0	0- 1				
0- 0	0- 0	0- 0	NEUTRAL	0- 0	0- 0	0- 0				
2- 6	0- 0	0- 1	NON-CONFERENCE	0- 3	0- 0	2- 2				
2- 3	0- 0	0- 0	HOME	0- 2	0- 0	2- 1				
0- 3	0- 0	0- 1	AWAY	0- 1	0- 0	0- 1				
0- 0	0- 0	0- 0	NEUTRAL	0- 0	0- 0	0- 0				
0- 0	0- 0	0- 0	CONFERENCE	0- 0	0- 0	0- 0				
0- 0	0- 0	0- 0	HOME	0- 0	0- 0	0- 0				
0- 0	0- 0	0- 0	AWAY	0- 0	0- 0	0- 0				
0- 0	0- 0	0- 0	NEUTRAL	0- 0	0- 0	0- 0				

RPI 1-25				RPI 26-50				RPI 51-100				RPI 101+				Team's RPI: 295	
RPI	S	Opponent	Score	RPI	S	Opponent	Score	RPI	S	Opponent	Score	RPI	S	Opponent	Score		
				47	A	Ohio	52 79	68	H	Western Mich.	48 70	204	A	Detroit	63 64		
								79	H	Indiana	72 79	236	H	USC Upstate	81 84		
								89	A	Northern Ky.	64 77	259	H	Chicago St.	62 51		
												335	H	Kent St.	86 68		
LAST 12 Division I GAMES:																	
				259	H	Chicago St.	62 51	47	A	Ohio	52 79						
				204	A	Detroit	63 64	68	H	Western Mich.	48 70						
				89	A	Northern Ky.	64 77	79	H	Indiana	72 79						
								236	H	USC Upstate	81 84						
								335	H	Kent St.	86 68						

Non-Div I Games: Trine 82 62 Grace (IN) 91 39

IPFW

Loss, Non-Conf, S Site, H Home A Away N Neutral

Average RPI Win:	161	WON-LOST	WINNING	LAST 10	STRENGTH OF	OPP. STRENGTH	TEAM	ADJ.	CONF.	ADJ CONF.
Average RPI Loss:	194	RECORD	PCT. RANK	GAMES	SCHEDULE	OF SCHEDULE	RPI	RPI	RPI	RPI
DIV. I ONLY	5- 3	119	5- 3	292	49	140	140	27	27	
DIV. I NON-CONF.	5- 3	119	5- 3	292	49	142	142	28	28	
TOTALS	RPI 1-25	RPI 26-50	W-L RECORDS	RPI 51-100	RPI 101-150	RPI 150+				
5- 3	0- 0	0- 0	OVERALL	2- 1	0- 0	3- 2				
2- 0	0- 0	0- 0	HOME	1- 0	0- 0	1- 0				
2- 3	0- 0	0- 0	AWAY	1- 1	0- 0	1- 2				
1- 0	0- 0	0- 0	NEUTRAL	0- 0	0- 0	1- 0				
5- 3	0- 0	0- 0	NON-CONFERENCE	2- 1	0- 0	3- 2				
2- 0	0- 0	0- 0	HOME	1- 0	0- 0	1- 0				
2- 3	0- 0	0- 0	AWAY	1- 1	0- 0	1- 2				
1- 0	0- 0	0- 0	NEUTRAL	0- 0	0- 0	1- 0				
0- 0	0- 0	0- 0	CONFERENCE	0- 0	0- 0	0- 0				
0- 0	0- 0	0- 0	HOME	0- 0	0- 0	0- 0				
0- 0	0- 0	0- 0	AWAY	0- 0	0- 0	0- 0				
0- 0	0- 0	0- 0	NEUTRAL	0- 0	0- 0	0- 0				

RPI 1-25			RPI 26-50			RPI 51-100			RPI 101+			Team's RPI: 140
RPI	S	Opponent	Score	RPI	S	Opponent	Score	RPI	S	Opponent	Score	
						63	H VCU	70 69		153	A SIUE	85 67
						92	A Marquette	60 55		154	A North Texas	67 68
						94	A Louisville	61 70		247	H Indiana St.	68 43
										248	N Stephen F. Austin	62 55
										333	A Eastern Ill.	71 77
LAST 12 Division I GAMES:												
						153	A SIUE	85 67		94	A Louisville	61 70
						154	A North Texas	67 68		333	A Eastern Ill.	71 77
						248	N Stephen F. Austin	62 55				
						247	H Indiana St.	68 43				
						63	H VCU	70 69				
						92	A Marquette	60 55				

Non-Div I Games: Oakland City 104 30 Ind.-Southeast 99 50

IUPUI

Loss, Non-Conf, S Site, H Home A Away N Neutral

## Idaho

Through Games Of Dec. 13, 2015

Average RPI Win:	197	WON-LOST	WINNING	LAST 10	STRENGTH OF	OPP. STRENGTH	TEAM	ADJ.	CONF.	ADJ CONF.
Average RPI Loss:	36	RECORD	PCT. RANK	GAMES	SCHEDULE	OF SCHEDULE	RPI	RPI	RPI	RPI
DIV. I ONLY	6- 3	100	6- 3	109	76	74	74	16	16	
DIV. I NON-CONF.	6- 3	101	6- 3	116	75	75	75	16	16	
TOTALS	RPI 1-25	RPI 26-50	W-L RECORDS	RPI 51-100	RPI 101-150	RPI 150+				
6- 3	0- 1	0- 1	OVERALL	1- 1	0- 0	5- 0				
4- 0	0- 0	0- 0	HOME	0- 0	0- 0	4- 0				
0- 2	0- 0	0- 1	AWAY	0- 1	0- 0	0- 0				
2- 1	0- 1	0- 0	NEUTRAL	1- 0	0- 0	1- 0				
6- 3	0- 1	0- 1	NON-CONFERENCE	1- 1	0- 0	5- 0				
4- 0	0- 0	0- 0	HOME	0- 0	0- 0	4- 0				
0- 2	0- 0	0- 1	AWAY	0- 1	0- 0	0- 0				
2- 1	0- 1	0- 0	NEUTRAL	1- 0	0- 0	1- 0				
0- 0	0- 0	0- 0	CONFERENCE	0- 0	0- 0	0- 0				
0- 0	0- 0	0- 0	HOME	0- 0	0- 0	0- 0				
0- 0	0- 0	0- 0	AWAY	0- 0	0- 0	0- 0				
0- 0	0- 0	0- 0	NEUTRAL	0- 0	0- 0	0- 0				

RPI 1-25			RPI 26-50			RPI 51-100			Team's RPI: 74	RPI 101+		
RPI	S	Opponent	Score	RPI	S	Opponent	Score	RPI	S	Opponent	Score	
5	N	Duke	68 74	34	A	Oregon St.	44 69	70	A	Texas Tech	62 78	163 H Seattle 64 60
								99	N	Iowa St.	97 65	171 N Texas St. 75 55
												179 H Wyoming 61 57
												267 H CSUN 106 50
												301 H UC Santa Barbara 64 42
LAST 12 Division I GAMES:												
5	N	Duke	68 74	34	A	Oregon St.	44 69	70	A	Texas Tech	62 78	
163	H	Seattle	64 60					179	H	Wyoming	61 57	
267	H	CSUN	106 50					99	N	Iowa St.	97 65	
301	H	UC Santa Barbara	64 42					171	N	Texas St.	75 55	

Non-Div I Games: Northwest Chrst. 71 48

Idaho

■ Loss, 
 ■ Non-Conf, S Site, 
 ■ Home 
 ■ Away 
 N Neutral

Average RPI Win:	181	WON-LOST	WINNING	LAST 10	STRENGTH OF	OPP. STRENGTH	TEAM	ADJ.	CONF.	ADJ CONF.
Average RPI Loss:	28	RECORD	PCT. RANK	GAMES	SCHEDULE	OF SCHEDULE	RPI	RPI	RPI	RPI
DIV. I ONLY	4- 4	160	0- 1	16	89	39	39	16	16	
DIV. I NON-CONF.	4- 4	161	0- 1	17	89	39	39	16	16	
TOTALS	RPI 1-25	RPI 26-50	W-L RECORDS	RPI 51-100	RPI 101-150	RPI 150+				
4- 4	0- 3	0- 0	OVERALL	0- 1	0- 0	4- 0				
2- 0	0- 0	0- 0	HOME	0- 0	0- 0	2- 0				
1- 4	0- 3	0- 0	AWAY	0- 1	0- 0	1- 0				
1- 0	0- 0	0- 0	NEUTRAL	0- 0	0- 0	1- 0				
4- 4	0- 3	0- 0	NON-CONFERENCE	0- 1	0- 0	4- 0				
2- 0	0- 0	0- 0	HOME	0- 0	0- 0	2- 0				
1- 4	0- 3	0- 0	AWAY	0- 1	0- 0	1- 0				
1- 0	0- 0	0- 0	NEUTRAL	0- 0	0- 0	1- 0				
0- 0	0- 0	0- 0	CONFERENCE	0- 0	0- 0	0- 0				
0- 0	0- 0	0- 0	HOME	0- 0	0- 0	0- 0				
0- 0	0- 0	0- 0	AWAY	0- 0	0- 0	0- 0				
0- 0	0- 0	0- 0	NEUTRAL	0- 0	0- 0	0- 0				

RPI 1-25				RPI 26-50		Team's RPI: 39		RPI 51-100				RPI 101+			
RPI	S	Opponent	Score	RPI	S	Opponent	Score	RPI	S	Opponent	Score	RPI	S	Opponent	Score
9	A	UTEP	54 67					70	A	Texas Tech	64 79	163	H	Seattle	83 67
10	A	Northwestern	36 72									169	N	Southeast Mo. St.	65 64
24	A	Michigan St.	60 79									185	A	Boise St.	80 77
												206	H	Utah St.	81 67
LAST 12 Division I GAMES:															
9	A	UTEP	54 67	206	H	Utah St.	81 67								
185	A	Boise St.	80 77	163	H	Seattle	83 67								
				169	N	Southeast Mo. St.	65 64								
				70	A	Texas Tech	64 79								
				24	A	Michigan St.	60 79								
				10	A	Northwestern	36 72								

Non-Div I Games: Colo. Christian 82 56

Idaho St.

## Ill.-Chicago

Through Games Of Dec. 13, 2015

Average RPI Win:	226	WON-LOST	WINNING	LAST 10	STRENGTH OF	OPP. STRENGTH	TEAM	ADJ.	CONF.	ADJ CONF.
Average RPI Loss:	45	RECORD	PCT. RANK	GAMES	SCHEDULE	OF SCHEDULE	RPI	RPI	RPI	RPI
DIV. I ONLY	6- 1	36	6- 1	273	113	86	86	10	10	
DIV. I NON-CONF.	6- 1	35	6- 1	277	115	87	87	10	10	
TOTALS	RPI 1-25	RPI 26-50	W-L RECORDS	RPI 51-100	RPI 101-150	RPI 150+				
6- 1	0- 0	0- 1	OVERALL	1- 0	0- 0	5- 0				
2- 0	0- 0	0- 0	HOME	1- 0	0- 0	1- 0				
4- 1	0- 0	0- 1	AWAY	0- 0	0- 0	4- 0				
0- 0	0- 0	0- 0	NEUTRAL	0- 0	0- 0	0- 0				
6- 1	0- 0	0- 1	NON-CONFERENCE	1- 0	0- 0	5- 0				
2- 0	0- 0	0- 0	HOME	1- 0	0- 0	1- 0				
4- 1	0- 0	0- 1	AWAY	0- 0	0- 0	4- 0				
0- 0	0- 0	0- 0	NEUTRAL	0- 0	0- 0	0- 0				
0- 0	0- 0	0- 0	CONFERENCE	0- 0	0- 0	0- 0				
0- 0	0- 0	0- 0	HOME	0- 0	0- 0	0- 0				
0- 0	0- 0	0- 0	AWAY	0- 0	0- 0	0- 0				
0- 0	0- 0	0- 0	NEUTRAL	0- 0	0- 0	0- 0				

RPI 1-25				RPI 26-50				RPI 51-100				Team's RPI: 86		RPI 101+			
RPI	S	Opponent	Score	RPI	S	Opponent	Score	RPI	S	Opponent	Score			RPI	S	Opponent	Score
				45	A	Purdue	51 62	65	H	Central Mich.	66 63			194	A	Bradley	66 56
														243	A	Western Ill.	78 70
														259	A	Chicago St.	51 47
														274	H	Howard	75 48
														320	A	Illinois St.	74 65
LAST 12 Division I GAMES:																	
				243	A	Western Ill.	78 70	274	H	Howard	75 48						
				194	A	Bradley	66 56										
				65	H	Central Mich.	66 63										
				320	A	Illinois St.	74 65										
				45	A	Purdue	51 62										
				259	A	Chicago St.	51 47										

Non-Div I Games:

Ill.-Chicago

■ Loss, 
 ■ Non-Conf, S Site, 
 ■ Home 
 ■ Away 
 N Neutral

Average RPI Win:	139	WON-LOST	WINNING	LAST 10	STRENGTH OF	OPP. STRENGTH	TEAM	ADJ.	CONF.	ADJ CONF.
Average RPI Loss:	23	RECORD	PCT. RANK	GAMES	SCHEDULE	OF SCHEDULE	RPI	RPI	RPI	RPI
DIV. I ONLY	7- 1	29	7- 1	40	74	8	8	2	2	
DIV. I NON-CONF.	7- 1	29	7- 1	43	73	8	8	2	2	
TOTALS	RPI 1-25	RPI 26-50	W-L RECORDS	RPI 51-100	RPI 101-150	RPI 150+				
7- 1	0- 1	1- 0	OVERALL	2- 0	0- 0	4- 0				
7- 0	0- 0	1- 0	HOME	2- 0	0- 0	4- 0				
0- 1	0- 1	0- 0	AWAY	0- 0	0- 0	0- 0				
0- 0	0- 0	0- 0	NEUTRAL	0- 0	0- 0	0- 0				
7- 1	0- 1	1- 0	NON-CONFERENCE	2- 0	0- 0	4- 0				
7- 0	0- 0	1- 0	HOME	2- 0	0- 0	4- 0				
0- 1	0- 1	0- 0	AWAY	0- 0	0- 0	0- 0				
0- 0	0- 0	0- 0	NEUTRAL	0- 0	0- 0	0- 0				
0- 0	0- 0	0- 0	CONFERENCE	0- 0	0- 0	0- 0				
0- 0	0- 0	0- 0	HOME	0- 0	0- 0	0- 0				
0- 0	0- 0	0- 0	AWAY	0- 0	0- 0	0- 0				
0- 0	0- 0	0- 0	NEUTRAL	0- 0	0- 0	0- 0				

RPI S	Opponent	Score	RPI S	Opponent	Score	RPI S	Opponent	Score	RPI S	Opponent	Score
23 A	Miami (FL)	64 73	47 H	Ohio	62 53	55 H	UT Martin	94 74	152 H	Southern Ill.	78 64
						65 H	Central Mich.	74 69	187 H	Tennessee St.	98 43
									208 H	Lehigh	76 67
									259 H	Chicago St.	67 36
LAST 12 Division I GAMES:											
55 H	UT Martin	94 74	65 H	Central Mich.	74 69	152 H	Southern Ill.	78 64	208 H	Lehigh	76 67
47 H	Ohio	62 53	23 A	Miami (FL)	64 73	187 H	Tennessee St.	98 43			
259 H	Chicago St.	67 36									

Non-Div I Games:

Illinois



Average RPI Win:	326	WON-LOST	WINNING	LAST 10	STRENGTH OF	OPP. STRENGTH	TEAM	ADJ.	CONF.	ADJ CONF.
Average RPI Loss:	178	RECORD	PCT. RANK	GAMES	SCHEDULE	OF SCHEDULE	RPI	RPI	RPI	RPI
DIV. I ONLY	1- 7	315	1- 7	202	328	320	320	15	15	
DIV. I NON-CONF.	1- 7	311	1- 7	207	329	320	320	15	15	
TOTALS	RPI 1-25	RPI 26-50	W-L RECORDS	RPI 51-100	RPI 101-150	RPI 150+				
1- 7	0- 0	0- 1	OVERALL	0- 1	0- 0	1- 5				
1- 2	0- 0	0- 0	HOME	0- 1	0- 0	1- 1				
0- 3	0- 0	0- 1	AWAY	0- 0	0- 0	0- 2				
0- 2	0- 0	0- 0	NEUTRAL	0- 0	0- 0	0- 2				
1- 7	0- 0	0- 1	NON-CONFERENCE	0- 1	0- 0	1- 5				
1- 2	0- 0	0- 0	HOME	0- 1	0- 0	1- 1				
0- 3	0- 0	0- 1	AWAY	0- 0	0- 0	0- 2				
0- 2	0- 0	0- 0	NEUTRAL	0- 0	0- 0	0- 2				
0- 0	0- 0	0- 0	CONFERENCE	0- 0	0- 0	0- 0				
0- 0	0- 0	0- 0	HOME	0- 0	0- 0	0- 0				
0- 0	0- 0	0- 0	AWAY	0- 0	0- 0	0- 0				
0- 0	0- 0	0- 0	NEUTRAL	0- 0	0- 0	0- 0				

RPI S	Opponent	Score	RPI S	Opponent	Score	RPI S	Opponent	Score	RPI S	Opponent	Score	Team's RPI: 320
35	A DePaul	41 89	86	H Ill.-Chicago	65 74	153	H SIUE	57 65	184	A UTSA	51 77	
						253	N Omaha	56 60	254	A Bowling Green	52 70	
						279	N Northern Ill.	59 68	326	H Murray St.	81 76	
LAST 12 Division I GAMES:												
279	N Northern Ill.	59 68	253	N Omaha	56 60							
35	A DePaul	41 89	184	A UTSA	51 77							
153	H SIUE	57 65	86	H Ill.-Chicago	65 74							
			326	H Murray St.	81 76							
			254	A Bowling Green	52 70							

Non-Div I Games:

Illinois St.

Average RPI Win:	0	WON-LOST	WINNING	LAST 10	STRENGTH OF	OPP. STRENGTH	TEAM	ADJ.	CONF.	ADJ CONF.
Average RPI Loss:	104	RECORD	PCT. RANK	GAMES	SCHEDULE	OF SCHEDULE	RPI	RPI	RPI	RPI
DIV. I ONLY	0- 4	332	0- 4	130	64	290	290	24	24	
DIV. I NON-CONF.	0- 4	327	0- 4	137	63	294	294	26	26	
TOTALS	RPI 1-25	RPI 26-50	W-L RECORDS	RPI 51-100	RPI 101-150	RPI 150+				
0- 4	0- 0	0- 1	OVERALL	0- 1	0- 1	0- 1				
0- 2	0- 0	0- 0	HOME	0- 0	0- 1	0- 1				
0- 2	0- 0	0- 1	AWAY	0- 1	0- 0	0- 0				
0- 0	0- 0	0- 0	NEUTRAL	0- 0	0- 0	0- 0				
0- 4	0- 0	0- 1	NON-CONFERENCE	0- 1	0- 1	0- 1				
0- 2	0- 0	0- 0	HOME	0- 0	0- 1	0- 1				
0- 2	0- 0	0- 1	AWAY	0- 1	0- 0	0- 0				
0- 0	0- 0	0- 0	NEUTRAL	0- 0	0- 0	0- 0				
0- 0	0- 0	0- 0	CONFERENCE	0- 0	0- 0	0- 0				
0- 0	0- 0	0- 0	HOME	0- 0	0- 0	0- 0				
0- 0	0- 0	0- 0	AWAY	0- 0	0- 0	0- 0				
0- 0	0- 0	0- 0	NEUTRAL	0- 0	0- 0	0- 0				

RPI S	Opponent	Score	RPI S	Opponent	Score	RPI S	Opponent	Score	RPI S	Opponent	Score	Team's RPI: 290
45	A Purdue	27 95	53	A Colorado St.	37 60	139	H UTRGV	50 68	178	H Houston	51 67	
LAST 12 Division I GAMES:												
178	H Houston	51 67	45	A Purdue	27 95							
139	H UTRGV	50 68										
53	A Colorado St.	37 60										

Non-Div I Games: Howard Payne 78 65 LSU-Alexandria 96 59 Sul Ross St. 54 35 Trinity (TX) 55 61 Incarnate Word

## Indiana

Through Games Of Dec. 13, 2015

Average RPI Win:	197	WON-LOST	WINNING	LAST 10	STRENGTH OF	OPP. STRENGTH	TEAM	ADJ.	CONF.	ADJ CONF.
Average RPI Loss:	41	RECORD	PCT. RANK	GAMES	SCHEDULE	OF SCHEDULE	RPI	RPI	RPI	RPI
DIV. I ONLY	7- 2	52	1- 1	210	50	79	79	2	2	
DIV. I NON-CONF.	7- 2	50	1- 1	214	50	79	79	2	2	
TOTALS	RPI 1-25	RPI 26-50	W-L RECORDS	RPI 51-100	RPI 101-150	RPI 150+				
7- 2	0- 0	1- 2	OVERALL	0- 0	0- 0	6- 0				
4- 0	0- 0	1- 0	HOME	0- 0	0- 0	3- 0				
2- 1	0- 0	0- 1	AWAY	0- 0	0- 0	2- 0				
1- 1	0- 0	0- 1	NEUTRAL	0- 0	0- 0	1- 0				
7- 2	0- 0	1- 2	NON-CONFERENCE	0- 0	0- 0	6- 0				
4- 0	0- 0	1- 0	HOME	0- 0	0- 0	3- 0				
2- 1	0- 0	0- 1	AWAY	0- 0	0- 0	2- 0				
1- 1	0- 0	0- 1	NEUTRAL	0- 0	0- 0	1- 0				
0- 0	0- 0	0- 0	CONFERENCE	0- 0	0- 0	0- 0				
0- 0	0- 0	0- 0	HOME	0- 0	0- 0	0- 0				
0- 0	0- 0	0- 0	AWAY	0- 0	0- 0	0- 0				
0- 0	0- 0	0- 0	NEUTRAL	0- 0	0- 0	0- 0				

RPI 1-25				RPI 26-50				RPI 51-100				Team's RPI: 79	RPI 101+			
RPI	S	Opponent	Score	RPI	S	Opponent	Score	RPI	S	Opponent	Score		RPI	S	Opponent	Score
				28	H	Chattanooga	54 43						177	H	Samford	65 56
				35	A	DePaul	69 84						180	H	Georgia Tech	69 60
				47	N	Ohio	56 63						187	H	Tennessee St.	88 56
													247	A	Indiana St.	53 50
													262	N	Austin Peay	90 58
													295	A	IPFW	79 72
LAST 12 Division I GAMES:																
				262	N	Austin Peay	90 58						247	A	Indiana St.	53 50
				35	A	DePaul	69 84						180	H	Georgia Tech	69 60
				177	H	Samford	65 56						47	N	Ohio	56 63
													295	A	IPFW	79 72
													28	H	Chattanooga	54 43
													187	H	Tennessee St.	88 56

Non-Div I Games:

Indiana

■ Loss, 
 ■ Non-Conf, S Site, 
 ■ Home 
 ■ Away 
 N Neutral

Average RPI Win:	302	WON-LOST	WINNING	LAST 10	STRENGTH OF	OPP. STRENGTH	TEAM	ADJ.	CONF.	ADJ CONF.
Average RPI Loss:	138	RECORD	PCT. RANK	GAMES	SCHEDULE	OF SCHEDULE	RPI	RPI	RPI	RPI
DIV. I ONLY	3- 7	241	3- 7	193	308	247	247	15	15	
DIV. I NON-CONF.	3- 7	237	3- 7	198	306	246	246	15	15	
TOTALS	RPI 1-25	RPI 26-50	W-L RECORDS	RPI 51-100	RPI 101-150	RPI 150+				
3- 7	0- 0	0- 0	OVERALL	0- 4	0- 1	3- 2				
1- 3	0- 0	0- 0	HOME	0- 2	0- 0	1- 1				
2- 3	0- 0	0- 0	AWAY	0- 2	0- 1	2- 0				
0- 1	0- 0	0- 0	NEUTRAL	0- 0	0- 0	0- 1				
3- 7	0- 0	0- 0	NON-CONFERENCE	0- 4	0- 1	3- 2				
1- 3	0- 0	0- 0	HOME	0- 2	0- 0	1- 1				
2- 3	0- 0	0- 0	AWAY	0- 2	0- 1	2- 0				
0- 1	0- 0	0- 0	NEUTRAL	0- 0	0- 0	0- 1				
0- 0	0- 0	0- 0	CONFERENCE	0- 0	0- 0	0- 0				
0- 0	0- 0	0- 0	HOME	0- 0	0- 0	0- 0				
0- 0	0- 0	0- 0	AWAY	0- 0	0- 0	0- 0				
0- 0	0- 0	0- 0	NEUTRAL	0- 0	0- 0	0- 0				

RPI 1-25				RPI 26-50				RPI 51-100				RPI 101+ Team's RPI: 247			
RPI	S	Opponent	Score	RPI	S	Opponent	Score	RPI	S	Opponent	Score	RPI	S	Opponent	Score
								65	A	Central Mich.	65 85	140	A	IUPUI	43 68
								79	H	Indiana	50 53	248	N	Stephen F. Austin	62 71
								89	A	Northern Ky.	67 73	253	H	Omaha	50 51
								90	H	Saint Louis	52 62	256	A	Tulsa	67 63
												317	A	UMKC	77 47
												333	H	Eastern Ill.	60 42
LAST 12 Division I GAMES:															
				79	H	Indiana	50 53	253	H	Omaha	50 51				
				256	A	Tulsa	67 63	333	H	Eastern Ill.	60 42				
				140	A	IUPUI	43 68	89	A	Northern Ky.	67 73				
				248	N	Stephen F. Austin	62 71	65	A	Central Mich.	65 85				
				317	A	UMKC	77 47								
				90	H	Saint Louis	52 62								

Non-Div I Games:

Indiana St.

Average RPI Win:	240	WON-LOST	WINNING	LAST 10	STRENGTH OF	OPP. STRENGTH	TEAM	ADJ.	CONF.	ADJ CONF.
Average RPI Loss:	88	RECORD	PCT. RANK	GAMES	SCHEDULE	OF SCHEDULE	RPI	RPI	RPI	RPI
DIV. I ONLY	4- 6	197	4- 6	118	52	159	159	28	28	
DIV. I NON-CONF.	2- 6	258	2- 6	84	29	188	188	25	25	
TOTALS	RPI 1-25	RPI 26-50	W-L RECORDS	RPI 51-100	RPI 101-150	RPI 150+				
4- 6	0- 2	0- 0	OVERALL	0- 1	0- 2	4- 1				
2- 1	0- 0	0- 0	HOME	0- 1	0- 0	2- 0				
1- 3	0- 1	0- 0	AWAY	0- 0	0- 1	1- 1				
1- 2	0- 1	0- 0	NEUTRAL	0- 0	0- 1	1- 0				
2- 6	0- 2	0- 0	NON-CONFERENCE	0- 1	0- 2	2- 1				
1- 1	0- 0	0- 0	HOME	0- 1	0- 0	1- 0				
0- 3	0- 1	0- 0	AWAY	0- 0	0- 1	0- 1				
1- 2	0- 1	0- 0	NEUTRAL	0- 0	0- 1	1- 0				
2- 0	0- 0	0- 0	CONFERENCE	0- 0	0- 0	2- 0				
1- 0	0- 0	0- 0	HOME	0- 0	0- 0	1- 0				
1- 0	0- 0	0- 0	AWAY	0- 0	0- 0	1- 0				
0- 0	0- 0	0- 0	NEUTRAL	0- 0	0- 0	0- 0				

RPI 1-25				RPI 26-50				RPI 51-100				RPI 101+ Team's RPI: 159			
RPI	S	Opponent	Score	RPI	S	Opponent	Score	RPI	S	Opponent	Score	RPI	S	Opponent	Score
3	N	Southern California	56 76					63	H	VCU	58 74	133	N	Yale	48 63
16	A	Rutgers	33 58									137	A	Stony Brook	53 58
												154	H	North Texas	62 51
												175	A	North Carolina	52 64
												223	H	Rider	59 46
												291	A	Fairfield	56 46
												292	N	Fairleigh Dickinson	77 54
LAST 12 Division I GAMES:															
223	H	Rider	59 46	154	H	North Texas	62 51	16	A	Rutgers	33 58				
291	A	Fairfield	56 46	63	H	VCU	58 74	137	A	Stony Brook	53 58				
3	N	Southern California	56 76												
292	N	Fairleigh Dickinson	77 54												
175	A	North Carolina	52 64												
133	N	Yale	48 63												

Non-Div I Games:

Iona

Average RPI Win:	132	WON-LOST	WINNING	LAST 10	STRENGTH OF	OPP. STRENGTH	TEAM	ADJ.	CONF.	ADJ CONF.
Average RPI Loss:	95	RECORD	PCT. RANK	GAMES	SCHEDULE	OF SCHEDULE	RPI	RPI	RPI	RPI
DIV. I ONLY	8- 2	41	8- 2	73	80	30	30	2	2	
DIV. I NON-CONF.	8- 2	40	8- 2	78	80	30	30	2	2	
TOTALS	RPI 1-25	RPI 26-50	W-L RECORDS	RPI 51-100	RPI 101-150	RPI 150+				
8- 2	0- 0	0- 0	OVERALL	3- 2	3- 0	2- 0				
4- 0	0- 0	0- 0	HOME	1- 0	2- 0	1- 0				
2- 1	0- 0	0- 0	AWAY	1- 1	1- 0	0- 0				
2- 1	0- 0	0- 0	NEUTRAL	1- 1	0- 0	1- 0				
8- 2	0- 0	0- 0	NON-CONFERENCE	3- 2	3- 0	2- 0				
4- 0	0- 0	0- 0	HOME	1- 0	2- 0	1- 0				
2- 1	0- 0	0- 0	AWAY	1- 1	1- 0	0- 0				
2- 1	0- 0	0- 0	NEUTRAL	1- 1	0- 0	1- 0				
0- 0	0- 0	0- 0	CONFERENCE	0- 0	0- 0	0- 0				
0- 0	0- 0	0- 0	HOME	0- 0	0- 0	0- 0				
0- 0	0- 0	0- 0	AWAY	0- 0	0- 0	0- 0				
0- 0	0- 0	0- 0	NEUTRAL	0- 0	0- 0	0- 0				

RPI 1-25			RPI 26-50			Team's RPI: 30			RPI 51-100			RPI 101+			
RPI	S	Opponent	Score	RPI	S	Opponent	Score	RPI	S	Opponent	Score	RPI	S	Opponent	Score
								55	H	UT Martin	62 56	111	A	UNI	80 65
								85	N	Wright St.	83 77	141	H	Robert Morris	69 50
								91	N	George Washington	77 81	144	H	North Dakota	83 61
								95	A	Virginia	85 73	178	N	Houston	64 50
								99	A	Iowa St.	66 69	243	H	Western Ill.	96 81
LAST 12 Division I GAMES:															
				91	N	George Washington	77 81	99	A	Iowa St.	66 69				
				85	N	Wright St.	83 77	141	H	Robert Morris	69 50				
				111	A	UNI	80 65	95	A	Virginia	85 73				
				243	H	Western Ill.	96 81	178	N	Houston	64 50				
				55	H	UT Martin	62 56								
				144	H	North Dakota	83 61								

Non-Div I Games:

Iowa

Average RPI Win:	146	WON-LOST	WINNING	LAST 10	STRENGTH OF	OPP. STRENGTH	TEAM	ADJ.	CONF.	ADJ CONF.
Average RPI Loss:	42	RECORD	PCT. RANK	GAMES	SCHEDULE	OF SCHEDULE	RPI	RPI	RPI	RPI
DIV. I ONLY	6- 3	100	6- 3	228	1	99	99	3	3	
DIV. I NON-CONF.	6- 3	101	6- 3	234	1	101	101	3	3	
TOTALS	RPI 1-25	RPI 26-50	W-L RECORDS	RPI 51-100	RPI 101-150	RPI 150+				
6- 3	0- 1	1- 1	OVERALL	0- 1	1- 0	4- 0				
4- 0	0- 0	1- 0	HOME	0- 0	0- 0	3- 0				
1- 1	0- 0	0- 1	AWAY	0- 0	1- 0	0- 0				
1- 2	0- 1	0- 0	NEUTRAL	0- 1	0- 0	1- 0				
6- 3	0- 1	1- 1	NON-CONFERENCE	0- 1	1- 0	4- 0				
4- 0	0- 0	1- 0	HOME	0- 0	0- 0	3- 0				
1- 1	0- 0	0- 1	AWAY	0- 0	1- 0	0- 0				
1- 2	0- 1	0- 0	NEUTRAL	0- 1	0- 0	1- 0				
0- 0	0- 0	0- 0	CONFERENCE	0- 0	0- 0	0- 0				
0- 0	0- 0	0- 0	HOME	0- 0	0- 0	0- 0				
0- 0	0- 0	0- 0	AWAY	0- 0	0- 0	0- 0				
0- 0	0- 0	0- 0	NEUTRAL	0- 0	0- 0	0- 0				

RPI 1-25				RPI 26-50				RPI 51-100 Team's RPI: 99				RPI 101+			
RPI	S	Opponent	Score	RPI	S	Opponent	Score	RPI	S	Opponent	Score	RPI	S	Opponent	Score
5	N	Duke	48 86	30	H	Iowa	69 66	74	N	Idaho	65 97	111	A	UNI	84 75
				46	A	Drake	70 74					162	H	Hampton	95 59
												168	H	Southern U.	86 46
												171	N	Texas St.	83 61
												231	H	Ark.-Pine Bluff	70 41
LAST 12 Division I GAMES:															
171	N	Texas St.	83 61	231	H	Ark.-Pine Bluff	70 41	111	A	UNI	84 75				
46	A	Drake	70 74	30	H	Iowa	69 66	74	N	Idaho	65 97				
162	H	Hampton	95 59	168	H	Southern U.	86 46	5	N	Duke	48 86				

Non-Div I Games:

Iowa St.

■ Loss, 
 ■ Non-Conf, S Site, 
 ■ Home 
 ■ Away 
 N Neutral

Average RPI Win:	344	WON-LOST	WINNING	LAST 10	STRENGTH OF	OPP. STRENGTH	TEAM	ADJ.	CONF.	ADJ CONF.
Average RPI Loss:	141	RECORD	PCT. RANK	GAMES	SCHEDULE	OF SCHEDULE	RPI	RPI	RPI	RPI
DIV. I ONLY	1- 3	261	1- 3	221	314	287	287	30	30	
DIV. I NON-CONF.	1- 3	258	1- 3	226	312	291	291	30	30	
TOTALS	RPI 1-25	RPI 26-50	W-L RECORDS	RPI 51-100	RPI 101-150	RPI 150+				
1- 3	0- 1	0- 0	OVERALL	0- 1	0- 0	1- 1				
1- 0	0- 0	0- 0	HOME	0- 0	0- 0	1- 0				
0- 3	0- 1	0- 0	AWAY	0- 1	0- 0	0- 1				
0- 0	0- 0	0- 0	NEUTRAL	0- 0	0- 0	0- 0				
1- 3	0- 1	0- 0	NON-CONFERENCE	0- 1	0- 0	1- 1				
1- 0	0- 0	0- 0	HOME	0- 0	0- 0	1- 0				
0- 3	0- 1	0- 0	AWAY	0- 1	0- 0	0- 1				
0- 0	0- 0	0- 0	NEUTRAL	0- 0	0- 0	0- 0				
0- 0	0- 0	0- 0	CONFERENCE	0- 0	0- 0	0- 0				
0- 0	0- 0	0- 0	HOME	0- 0	0- 0	0- 0				
0- 0	0- 0	0- 0	AWAY	0- 0	0- 0	0- 0				
0- 0	0- 0	0- 0	NEUTRAL	0- 0	0- 0	0- 0				

RPI 1-25				RPI 26-50				RPI 51-100				RPI 101+Team's RPI: 287			
RPI	S	Opponent	Score	RPI	S	Opponent	Score	RPI	S	Opponent	Score	RPI	S	Opponent	Score
15	A	Kentucky	24 92					69	A	Tulane	49 92	340	A	New Orleans	68 85
												344	H	Jacksonville St.	71 65
LAST 12 Division I GAMES:															

Non-Div I Games: Fisk 78 58 Blue Mountain 74 52 Mobile 100 57

Jackson St.



Jacksonville

Through Games Of Dec. 13, 2015

Average RPI Win:	309	WON-LOST	WINNING	LAST 10	STRENGTH OF	OPP. STRENGTH	TEAM	ADJ.	CONF.	ADJ CONF.
Average RPI Loss:	165	RECORD	PCT. RANK	GAMES	SCHEDULE	OF SCHEDULE	RPI	RPI	RPI	RPI
DIV. I ONLY	3- 4	190	3- 4	318	256	258	258	29	29	
DIV. I NON-CONF.	3- 4	192	3- 4	319	256	260	260	29	29	
TOTALS	RPI 1-25	RPI 26-50	W-L RECORDS	RPI 51-100	RPI 101-150	RPI 150+				
3- 4	0- 0	0- 1	OVERALL	0- 0	0- 0	3- 3				
1- 0	0- 0	0- 0	HOME	0- 0	0- 0	1- 0				
1- 3	0- 0	0- 1	AWAY	0- 0	0- 0	1- 1				
1- 1	0- 0	0- 0	NEUTRAL	0- 0	0- 0	1- 1				
3- 4	0- 0	0- 1	NON-CONFERENCE	0- 0	0- 0	3- 3				
1- 0	0- 0	0- 0	HOME	0- 0	0- 0	1- 0				
1- 3	0- 0	0- 1	AWAY	0- 0	0- 0	1- 2				
1- 1	0- 0	0- 0	NEUTRAL	0- 0	0- 0	1- 1				
0- 0	0- 0	0- 0	CONFERENCE	0- 0	0- 0	0- 0				
0- 0	0- 0	0- 0	HOME	0- 0	0- 0	0- 0				
0- 0	0- 0	0- 0	AWAY	0- 0	0- 0	0- 0				
0- 0	0- 0	0- 0	NEUTRAL	0- 0	0- 0	0- 0				

RPI 1-25			RPI 26-50			RPI 51-100			RPI 101+			Team's RPI: 258
RPI	S	Opponent	Score	RPI	S	Opponent	Score	RPI	S	Opponent	Score	
				33	A	South Fla.	52 74					
								158	A	Texas-Arlington	54 56	
								213	A	UNCW	49 51	
								244	A	Bethune-Cookman	63 53	
								254	N	Bowling Green	69 72	
								337	N	Dartmouth	51 44	
								346	H	FIU	80 44	
LAST 12 Division I GAMES:												
				158	A	Texas-Arlington	54 56	244	A	Bethune-Cookman	63 53	
				33	A	South Fla.	52 74	346	H	FIU	80 44	
								254	N	Bowling Green	69 72	
								213	A	UNCW	49 51	
								337	N	Dartmouth	51 44	

Non-Div I Games: Edward Waters 90 51 Thomas (GA) 88 50

Jacksonville

Loss, Non-Conf, S Site, H Home A Away N Neutral

Average RPI Win:	300	WON-LOST	WINNING	LAST 10	STRENGTH OF	OPP. STRENGTH	TEAM	ADJ.	CONF.	ADJ CONF.
Average RPI Loss:	214	RECORD	PCT. RANK	GAMES	SCHEDULE	OF SCHEDULE	RPI	RPI	RPI	RPI
DIV. I ONLY	2- 6	261	2- 6	345	177	344	344	21	21	
DIV. I NON-CONF.	2- 6	258	2- 6	346	181	345	345	21	21	
TOTALS	RPI 1-25	RPI 26-50	W-L RECORDS	RPI 51-100	RPI 101-150	RPI 150+				
2- 6	0- 0	0- 1	OVERALL	0- 0	0- 0	2- 5				
2- 1	0- 0	0- 0	HOME	0- 0	0- 0	2- 1				
0- 5	0- 0	0- 1	AWAY	0- 0	0- 0	0- 4				
0- 0	0- 0	0- 0	NEUTRAL	0- 0	0- 0	0- 0				
2- 6	0- 0	0- 1	NON-CONFERENCE	0- 0	0- 0	2- 5				
2- 1	0- 0	0- 0	HOME	0- 0	0- 0	2- 1				
0- 5	0- 0	0- 1	AWAY	0- 0	0- 0	0- 4				
0- 0	0- 0	0- 0	NEUTRAL	0- 0	0- 0	0- 0				
0- 0	0- 0	0- 0	CONFERENCE	0- 0	0- 0	0- 0				
0- 0	0- 0	0- 0	HOME	0- 0	0- 0	0- 0				
0- 0	0- 0	0- 0	AWAY	0- 0	0- 0	0- 0				
0- 0	0- 0	0- 0	NEUTRAL	0- 0	0- 0	0- 0				

RPI 1-25			RPI 26-50			RPI 51-100			RPI 101+			Team's RPI: 344
RPI	S	Opponent	Score	RPI	S	Opponent	Score	RPI	S	Opponent	Score	
				45	A	Purdue	48 67					
								177	H	Samford	39 50	
								218	A	Memphis	55 70	
								257	A	Ga. Southern	56 60	
								286	H	Alcorn	67 65	
								287	A	Jackson St.	65 71	
								297	A	Wofford	54 66	
								313	H	Kennesaw St.	61 52	
LAST 12 Division I GAMES:												
257	A	Ga. Southern	56 60	287	A	Jackson St.	65 71					
286	H	Alcorn	67 65	313	H	Kennesaw St.	61 52					
297	A	Wofford	54 66	45	A	Purdue	48 67					
177	H	Samford	39 50	218	A	Memphis	55 70					

Non-Div I Games: Tuskegee 74 47

Jacksonville St.

Average RPI Win:	219	WON-LOST	WINNING	LAST 10	STRENGTH OF	OPP. STRENGTH	TEAM	ADJ.	CONF.	ADJ CONF.
Average RPI Loss:	26	RECORD	PCT. RANK	GAMES	SCHEDULE	OF SCHEDULE	RPI	RPI	RPI	RPI
DIV. I ONLY	6- 2	67	6- 2	312	9	120	120	13	13	
DIV. I NON-CONF.	6- 2	65	6- 2	313	9	121	121	13	13	
TOTALS	RPI 1-25	RPI 26-50	W-L RECORDS	RPI 51-100	RPI 101-150	RPI 150+				
6- 2	0- 1	0- 1	OVERALL	0- 0	1- 0	5- 0				
4- 0	0- 0	0- 0	HOME	0- 0	0- 0	4- 0				
2- 2	0- 1	0- 1	AWAY	0- 0	1- 0	1- 0				
0- 0	0- 0	0- 0	NEUTRAL	0- 0	0- 0	0- 0				
6- 2	0- 1	0- 1	NON-CONFERENCE	0- 0	1- 0	5- 0				
4- 0	0- 0	0- 0	HOME	0- 0	0- 0	4- 0				
2- 2	0- 1	0- 1	AWAY	0- 0	1- 0	1- 0				
0- 0	0- 0	0- 0	NEUTRAL	0- 0	0- 0	0- 0				
0- 0	0- 0	0- 0	CONFERENCE	0- 0	0- 0	0- 0				
0- 0	0- 0	0- 0	HOME	0- 0	0- 0	0- 0				
0- 0	0- 0	0- 0	AWAY	0- 0	0- 0	0- 0				
0- 0	0- 0	0- 0	NEUTRAL	0- 0	0- 0	0- 0				

RPI 1-25				RPI 26-50				RPI 51-100				RPI 101+				Team's RPI: 120
RPI	S	Opponent	Score	RPI	S	Opponent	Score	RPI	S	Opponent	Score	RPI	S	Opponent	Score	
14	A	UCLA	61 90	38	A	St. Bonaventure	45 56					143	A	Richmond	73 47	
												155	H	Liberty	72 56	
												162	A	Hampton	68 56	
												217	H	American	74 45	
												302	H	Morgan St.	92 31	
												332	H	Longwood	88 30	
LAST 12 Division I GAMES:																
217	H	American	74 45	143	A	Richmond	73 47									
162	A	Hampton	68 56	38	A	St. Bonaventure	45 56									
155	H	Liberty	72 56													
14	A	UCLA	61 90													
302	H	Morgan St.	92 31													
332	H	Longwood	88 30													

Non-Div I Games:

James Madison

Kansas

Through Games Of Dec. 13, 2015

Average RPI Win:	223	WON-LOST	WINNING	LAST 10	STRENGTH OF	OPP. STRENGTH	TEAM	ADJ.	CONF.	ADJ CONF.
Average RPI Loss:	151	RECORD	PCT. RANK	GAMES	SCHEDULE	OF SCHEDULE	RPI	RPI	RPI	RPI
DIV. I ONLY	5- 4	143	0- 1	187	202	196	196	3	3	
DIV. I NON-CONF.	5- 4	145	0- 1	192	207	198	198	3	3	
TOTALS	RPI 1-25	RPI 26-50	W-L RECORDS	RPI 51-100	RPI 101-150	RPI 150+				
5- 4	0- 1	0- 1	OVERALL	0- 0	1- 0	4- 2				
4- 2	0- 1	0- 0	HOME	0- 0	1- 0	3- 1				
0- 2	0- 0	0- 1	AWAY	0- 0	0- 0	0- 1				
1- 0	0- 0	0- 0	NEUTRAL	0- 0	0- 0	1- 0				
5- 4	0- 1	0- 1	NON-CONFERENCE	0- 0	1- 0	4- 2				
4- 2	0- 1	0- 0	HOME	0- 0	1- 0	3- 1				
0- 2	0- 0	0- 1	AWAY	0- 0	0- 0	0- 1				
1- 0	0- 0	0- 0	NEUTRAL	0- 0	0- 0	1- 0				
0- 0	0- 0	0- 0	CONFERENCE	0- 0	0- 0	0- 0				
0- 0	0- 0	0- 0	HOME	0- 0	0- 0	0- 0				
0- 0	0- 0	0- 0	AWAY	0- 0	0- 0	0- 0				
0- 0	0- 0	0- 0	NEUTRAL	0- 0	0- 0	0- 0				

RPI S	Opponent	Score	RPI S	Opponent	Score	RPI S	Opponent	Score	RPI S	Opponent	Score	Team's RPI: 196
22	H St. John's (NY)	71 86	27	A Arizona	52 67				128	H Creighton	67 54	
									203	H Navy	61 54	
									218	H Memphis	72 63	
									237	A SMU	64 73	
									279	N Northern Ill.	66 58	
									285	H Texas Southern	72 65	
									317	H UMKC	44 47	
LAST 12 Division I GAMES:												
27	A Arizona	52 67	237	A SMU	64 73							
218	H Memphis	72 63	203	H Navy	61 54							
285	H Texas Southern	72 65	317	H UMKC	44 47							
			22	H St. John's (NY)	71 86							
			128	H Creighton	67 54							
			279	N Northern Ill.	66 58							

Non-Div I Games:

Kansas

Loss, Non-Conf, S Site, H Home A Away N Neutral

Average RPI Win:	153	WON-LOST	WINNING	LAST 10	STRENGTH OF	OPP. STRENGTH	TEAM	ADJ.	CONF.	ADJ CONF.
Average RPI Loss:	1	RECORD	PCT. RANK	GAMES	SCHEDULE	OF SCHEDULE	RPI	RPI	RPI	RPI
DIV. I ONLY	8- 1	23	8- 1	159	7	25	25	3	3	
DIV. I NON-CONF.	8- 1	23	8- 1	163	7	25	25	3	3	
TOTALS	RPI 1-25	RPI 26-50	W-L RECORDS	RPI 51-100	RPI 101-150	RPI 150+				
8- 1	0- 1	1- 0	OVERALL	1- 0	2- 0	4- 0				
6- 0	0- 0	1- 0	HOME	1- 0	2- 0	2- 0				
2- 1	0- 1	0- 0	AWAY	0- 0	0- 0	2- 0				
0- 0	0- 0	0- 0	NEUTRAL	0- 0	0- 0	0- 0				
8- 1	0- 1	1- 0	NON-CONFERENCE	1- 0	2- 0	4- 0				
6- 0	0- 0	1- 0	HOME	1- 0	2- 0	2- 0				
2- 1	0- 1	0- 0	AWAY	0- 0	0- 0	2- 0				
0- 0	0- 0	0- 0	NEUTRAL	0- 0	0- 0	0- 0				
0- 0	0- 0	0- 0	CONFERENCE	0- 0	0- 0	0- 0				
0- 0	0- 0	0- 0	HOME	0- 0	0- 0	0- 0				
0- 0	0- 0	0- 0	AWAY	0- 0	0- 0	0- 0				
0- 0	0- 0	0- 0	NEUTRAL	0- 0	0- 0	0- 0				

RPI 1-25				RPI 26-50				RPI 51-100				RPI 101+			
RPI	S	Opponent	Score	RPI	S	Opponent	Score	RPI	S	Opponent	Score	RPI	S	Opponent	Score
1	A	UConn	57 97	42	H	Abilene Christian	76 45	81	H	Fla. Atlantic	102 53	117	H	South Dakota	84 81
												139	H	UTRGV	61 43
												158	H	Texas-Arlington	61 41
												168	H	Southern U.	59 47
												256	A	Tulsa	75 67
												259	A	Chicago St.	63 54
LAST 12 Division I GAMES:															
				81	H	Fla. Atlantic	102 53	158	H	Texas-Arlington	61 41				
				139	H	UTRGV	61 43	168	H	Southern U.	59 47				
				259	A	Chicago St.	63 54	1	A	UConn	57 97				
								117	H	South Dakota	84 81				
								42	H	Abilene Christian	76 45				
								256	A	Tulsa	75 67				

Non-Div I Games:

Kansas St.

Average RPI Win:	287	WON-LOST	WINNING	LAST 10	STRENGTH OF	OPP. STRENGTH	TEAM	ADJ.	CONF.	ADJ CONF.
Average RPI Loss:	185	RECORD	PCT. RANK	GAMES	SCHEDULE	OF SCHEDULE	RPI	RPI	RPI	RPI
DIV. I ONLY	4- 6	197	4- 6	319	263	313	313	29	29	
DIV. I NON-CONF.	4- 6	197	4- 6	321	265	313	313	29	29	
TOTALS	RPI 1-25	RPI 26-50	W-L RECORDS	RPI 51-100	RPI 101-150	RPI 150+				
4- 6	0- 1	0- 1	OVERALL	0- 0	0- 1	4- 3				
4- 2	0- 0	0- 0	HOME	0- 0	0- 1	4- 1				
0- 4	0- 1	0- 1	AWAY	0- 0	0- 0	0- 2				
0- 0	0- 0	0- 0	NEUTRAL	0- 0	0- 0	0- 0				
4- 6	0- 1	0- 1	NON-CONFERENCE	0- 0	0- 1	4- 3				
4- 2	0- 0	0- 0	HOME	0- 0	0- 1	4- 1				
0- 4	0- 1	0- 1	AWAY	0- 0	0- 0	0- 2				
0- 0	0- 0	0- 0	NEUTRAL	0- 0	0- 0	0- 0				
0- 0	0- 0	0- 0	CONFERENCE	0- 0	0- 0	0- 0				
0- 0	0- 0	0- 0	HOME	0- 0	0- 0	0- 0				
0- 0	0- 0	0- 0	AWAY	0- 0	0- 0	0- 0				
0- 0	0- 0	0- 0	NEUTRAL	0- 0	0- 0	0- 0				

RPI	S	Opponent	Score	RPI	S	Opponent	Score	RPI	S	Opponent	Score	RPI	S	Opponent	Score	Team's RPI: 313
7	A	Georgia	34 89	37	A	Florida	57 84					107	H	Mercer	61 72	
												222	H	Presbyterian	49 47	
												262	H	Austin Peay	73 65	
												268	H	Georgia St.	62 66	
												324	H	Western Caro.	65 53	
												340	H	New Orleans	60 53	
												344	A	Jacksonville St.	52 61	
												349	A	Florida A&M	67 69	
LAST 12 Division I GAMES:																
262	H	Austin Peay	73 65	37	A	Florida	57 84									
107	H	Mercer	61 72	344	A	Jacksonville St.	52 61									
7	A	Georgia	34 89	222	H	Presbyterian	49 47									
340	H	New Orleans	60 53	268	H	Georgia St.	62 66									
324	H	Western Caro.	65 53													
349	A	Florida A&M	67 69													

Non-Div I Games:

Kennesaw St.

Loss, Non-Conf, S Site, H Home A Away N Neutral

Average RPI Win:	327	WON-LOST	WINNING	LAST 10	STRENGTH OF	OPP. STRENGTH	TEAM	ADJ.	CONF.	ADJ CONF.
Average RPI Loss:	176	RECORD	PCT. RANK	GAMES	SCHEDULE	OF SCHEDULE	RPI	RPI	RPI	RPI
DIV. I ONLY	2- 6	261	2- 6	300	302	335	335	12	12	
DIV. I NON-CONF.	2- 6	258	2- 6	300	301	335	335	12	12	
TOTALS	RPI 1-25	RPI 26-50	W-L RECORDS	RPI 51-100	RPI 101-150	RPI 150+				
2- 6	0- 0	0- 0	OVERALL	0- 3	0- 0	2- 3				
2- 3	0- 0	0- 0	HOME	0- 2	0- 0	2- 1				
0- 3	0- 0	0- 0	AWAY	0- 1	0- 0	0- 2				
0- 0	0- 0	0- 0	NEUTRAL	0- 0	0- 0	0- 0				
2- 6	0- 0	0- 0	NON-CONFERENCE	0- 3	0- 0	2- 3				
2- 3	0- 0	0- 0	HOME	0- 2	0- 0	2- 1				
0- 3	0- 0	0- 0	AWAY	0- 1	0- 0	0- 2				
0- 0	0- 0	0- 0	NEUTRAL	0- 0	0- 0	0- 0				
0- 0	0- 0	0- 0	CONFERENCE	0- 0	0- 0	0- 0				
0- 0	0- 0	0- 0	HOME	0- 0	0- 0	0- 0				
0- 0	0- 0	0- 0	AWAY	0- 0	0- 0	0- 0				
0- 0	0- 0	0- 0	NEUTRAL	0- 0	0- 0	0- 0				

RPI 1-25			RPI 26-50			RPI 51-100			RPI 101+			Team's RPI: 335
RPI S	Opponent	Score	RPI S	Opponent	Score	RPI S	Opponent	Score	RPI S	Opponent	Score	
						75 A	Youngstown St.	61 91	194 A	Bradley	60 68	
						85 H	Wright St.	68 73	295 A	IPFW	68 86	
						87 H	Minnesota	73 85	307 H	Colgate	76 71	
									319 H	Cleveland St.	49 60	
									347 H	North Dakota St.	75 54	
LAST 12 Division I GAMES:												
			347 H	North Dakota St.	75 54	75 A	Youngstown St.	61 91				
			319 H	Cleveland St.	49 60	194 A	Bradley	60 68				
			87 H	Minnesota	73 85							
			295 A	IPFW	68 86							
			85 H	Wright St.	68 73							
			307 H	Colgate	76 71							

Non-Div I Games: Malone 73 59

Kent St.

## Kentucky

Through Games Of Dec. 13, 2015

Average RPI Win:	149	WON-LOST	WINNING	LAST 10	STRENGTH OF	OPP. STRENGTH	TEAM	ADJ.	CONF.	ADJ CONF.
Average RPI Loss:	0	RECORD	PCT. RANK	GAMES	SCHEDULE	OF SCHEDULE	RPI	RPI	RPI	RPI
DIV. I ONLY	9- 0	1	9- 0	156	30	15	15	4	4	
DIV. I NON-CONF.	9- 0	1	9- 0	160	30	15	15	4	4	
TOTALS	RPI 1-25	RPI 26-50	W-L RECORDS	RPI 51-100	RPI 101-150	RPI 150+				
9- 0	0- 0	0- 0	OVERALL	3- 0	3- 0	3- 0				
6- 0	0- 0	0- 0	HOME	1- 0	2- 0	3- 0				
3- 0	0- 0	0- 0	AWAY	2- 0	1- 0	0- 0				
0- 0	0- 0	0- 0	NEUTRAL	0- 0	0- 0	0- 0				
9- 0	0- 0	0- 0	NON-CONFERENCE	3- 0	3- 0	3- 0				
6- 0	0- 0	0- 0	HOME	1- 0	2- 0	3- 0				
3- 0	0- 0	0- 0	AWAY	2- 0	1- 0	0- 0				
0- 0	0- 0	0- 0	NEUTRAL	0- 0	0- 0	0- 0				
0- 0	0- 0	0- 0	CONFERENCE	0- 0	0- 0	0- 0				
0- 0	0- 0	0- 0	HOME	0- 0	0- 0	0- 0				
0- 0	0- 0	0- 0	AWAY	0- 0	0- 0	0- 0				
0- 0	0- 0	0- 0	NEUTRAL	0- 0	0- 0	0- 0				

RPI 1-25				Team's RPI: 15		RPI 26-50				RPI 51-100				RPI 101+			
RPI	S	Opponent	Score	RPI	S	Opponent	Score	RPI	S	Opponent	Score	RPI	S	Opponent	Score		
								51	A	Arizona St.	68 64	109	H	Colorado	86 61		
								89	A	Northern Ky.	84 65	121	A	Middle Tenn.	68 52		
								94	H	Louisville	72 54	145	H	Eastern Mich.	89 67		
												191	H	Morehead St.	112 57		
												255	H	Rice	72 39		
												287	H	Jackson St.	92 24		

Non-Div I Games:

Kentucky

■ Loss, 
 ■ Non-Conf, S Site, 
 ■ Home 
 ■ Away 
 N Neutral



Average RPI Win:	239	WON-LOST	WINNING	LAST 10	STRENGTH OF	OPP. STRENGTH	TEAM	ADJ.	CONF.	ADJ CONF.
Average RPI Loss:	178	RECORD	PCT. RANK	GAMES	SCHEDULE	OF SCHEDULE	RPI	RPI	RPI	RPI
DIV. I ONLY	2- 5	247	2- 5	340	116	330	330	32	32	
DIV. I NON-CONF.	2- 5	242	2- 5	340	119	331	331	32	32	
TOTALS	RPI 1-25	RPI 26-50	W-L RECORDS	RPI 51-100	RPI 101-150	RPI 150+				
2- 5	0- 1	0- 0	OVERALL	0- 1	0- 0	2- 3				
0- 4	0- 1	0- 0	HOME	0- 0	0- 0	0- 3				
2- 1	0- 0	0- 0	AWAY	0- 1	0- 0	2- 0				
0- 0	0- 0	0- 0	NEUTRAL	0- 0	0- 0	0- 0				
2- 5	0- 1	0- 0	NON-CONFERENCE	0- 1	0- 0	2- 3				
0- 4	0- 1	0- 0	HOME	0- 0	0- 0	0- 3				
2- 1	0- 0	0- 0	AWAY	0- 1	0- 0	2- 0				
0- 0	0- 0	0- 0	NEUTRAL	0- 0	0- 0	0- 0				
0- 0	0- 0	0- 0	CONFERENCE	0- 0	0- 0	0- 0				
0- 0	0- 0	0- 0	HOME	0- 0	0- 0	0- 0				
0- 0	0- 0	0- 0	AWAY	0- 0	0- 0	0- 0				
0- 0	0- 0	0- 0	NEUTRAL	0- 0	0- 0	0- 0				

RPI 1-25			RPI 26-50			RPI 51-100			RPI 101+			Team's RPI: 330
RPI	S	Opponent	Score	RPI	S	Opponent	Score	RPI	S	Opponent	Score	
20	H	Florida St.	42 78					71	A	Buffalo	38 55	
								203	A	Navy	68 66	
								211	H	Sam Houston St.	56 63	
								274	A	Howard	89 72	
								282	H	NJIT	44 53	
								307	H	Colgate	53 63	
LAST 12 Division I GAMES:												
282	H	NJIT	44 53	211	H	Sam Houston St.	56 63					
307	H	Colgate	53 63	20	H	Florida St.	42 78					
203	A	Navy	68 66	274	A	Howard	89 72					
				71	A	Buffalo	38 55					

Non-Div I Games:

LIU Brooklyn

■ Loss, 
 ■ Non-Conf, S Site, 
 ■ Home 
 ■ Away 
 N Neutral

Average RPI Win:	223	WON-LOST	WINNING	LAST 10	STRENGTH OF	OPP. STRENGTH	TEAM	ADJ.	CONF.	ADJ CONF.
Average RPI Loss:	98	RECORD	PCT. RANK	GAMES	SCHEDULE	OF SCHEDULE	RPI	RPI	RPI	RPI
DIV. I ONLY	6- 4	131	6- 4	204	132	147	147	4	4	
DIV. I NON-CONF.	6- 4	131	6- 4	208	135	150	150	4	4	
TOTALS	RPI 1-25	RPI 26-50	W-L RECORDS	RPI 51-100	RPI 101-150	RPI 150+				
6- 4	0- 0	0- 1	OVERALL	0- 1	1- 1	5- 1				
4- 0	0- 0	0- 0	HOME	0- 0	1- 0	3- 0				
1- 2	0- 0	0- 0	AWAY	0- 1	0- 0	1- 1				
1- 2	0- 0	0- 1	NEUTRAL	0- 0	0- 1	1- 0				
6- 4	0- 0	0- 1	NON-CONFERENCE	0- 1	1- 1	5- 1				
4- 0	0- 0	0- 0	HOME	0- 0	1- 0	3- 0				
1- 2	0- 0	0- 0	AWAY	0- 1	0- 0	1- 1				
1- 2	0- 0	0- 1	NEUTRAL	0- 0	0- 1	1- 0				
0- 0	0- 0	0- 0	CONFERENCE	0- 0	0- 0	0- 0				
0- 0	0- 0	0- 0	HOME	0- 0	0- 0	0- 0				
0- 0	0- 0	0- 0	AWAY	0- 0	0- 0	0- 0				
0- 0	0- 0	0- 0	NEUTRAL	0- 0	0- 0	0- 0				

RPI 1-25	RPI 26-50	RPI 51-100	RPI 101+	Team's RPI: 147
RPI S Opponent Score	RPI S Opponent Score	RPI S Opponent Score	RPI S Opponent Score	
	45 N <span style="background-color: #00FFFF;">Purdue</span> 52 <span style="background-color: #FF0000;">69</span>	69 <span style="background-color: #FFA500;">A</span> <span style="background-color: #00FFFF;">Tulane</span> 63 <span style="background-color: #FF0000;">67</span>	104 <span style="background-color: #008000;">H</span> <span style="background-color: #00FFFF;">Long Beach St.</span> 59 53	
			110 N <span style="background-color: #00FFFF;">Maine</span> 41 <span style="background-color: #FF0000;">52</span>	
			166 <span style="background-color: #FFA500;">A</span> <span style="background-color: #00FFFF;">Wake Forest</span> 57 <span style="background-color: #FF0000;">60</span>	
			205 <span style="background-color: #FFA500;">A</span> <span style="background-color: #00FFFF;">Little Rock</span> 57 51	
			212 N <span style="background-color: #00FFFF;">Marist</span> 72 49	
			232 <span style="background-color: #008000;">H</span> <span style="background-color: #00FFFF;">La.-Monroe</span> 61 54	
			285 <span style="background-color: #008000;">H</span> <span style="background-color: #00FFFF;">Texas Southern</span> 86 36	
			301 <span style="background-color: #008000;">H</span> <span style="background-color: #00FFFF;">UC Santa Barbara</span> 68 50	
LAST 12 Division I GAMES:				
110 N <span style="background-color: #00FFFF;">Maine</span> 41 <span style="background-color: #FF0000;">52</span>	301 <span style="background-color: #008000;">H</span> <span style="background-color: #00FFFF;">UC Santa Barbara</span> 68 50			
212 N <span style="background-color: #00FFFF;">Marist</span> 72 49	285 <span style="background-color: #008000;">H</span> <span style="background-color: #00FFFF;">Texas Southern</span> 86 36			
45 N <span style="background-color: #00FFFF;">Purdue</span> 52 <span style="background-color: #FF0000;">69</span>	232 <span style="background-color: #008000;">H</span> <span style="background-color: #00FFFF;">La.-Monroe</span> 61 54			
69 <span style="background-color: #FFA500;">A</span> <span style="background-color: #00FFFF;">Tulane</span> 63 <span style="background-color: #FF0000;">67</span>	166 <span style="background-color: #FFA500;">A</span> <span style="background-color: #00FFFF;">Wake Forest</span> 57 <span style="background-color: #FF0000;">60</span>			
104 <span style="background-color: #008000;">H</span> <span style="background-color: #00FFFF;">Long Beach St.</span> 59 53				
205 <span style="background-color: #FFA500;">A</span> <span style="background-color: #00FFFF;">Little Rock</span> 57 51				

Non-Div I Games:

LSU

RPI 1-25				RPI 26-50				RPI 51-100				RPI 101+				Team's RPI: 278	
RPI	S	Opponent	Score	RPI	S	Opponent	Score	RPI	S	Opponent	Score	RPI	S	Opponent	Score		
23	A	Miami (FL)	58 86									101	N	Milwaukee	53 69		
												102	H	Temple	48 77		
												141	H	Robert Morris	45 76		
												166	A	Wake Forest	53 61		
												235	A	UMBC	29 60		
												274	A	Howard	71 68		
												291	A	Fairfield	59 62		
LAST 12 Division I GAMES:																	
				166	A	Wake Forest	53 61	235	A	UMBC	29 60						
				141	H	Robert Morris	45 76	274	A	Howard	71 68						
				102	H	Temple	48 77	23	A	Miami (FL)	58 86						
				291	A	Fairfield	59 62	101	N	Milwaukee	53 69						

Page 139

Average RPI Win:	245	WON-LOST	WINNING	LAST 10	STRENGTH OF	OPP. STRENGTH	TEAM	ADJ.	CONF.	ADJ CONF.
Average RPI Loss:	178	RECORD	PCT. RANK	GAMES	SCHEDULE	OF SCHEDULE	RPI	RPI	RPI	RPI
DIV. I ONLY	4- 1	41	4- 1	301	214	117	117	20	20	
DIV. I NON-CONF.	3- 1	65	3- 1	318	201	148	148	20	20	
TOTALS	RPI 1-25	RPI 26-50	W-L RECORDS	RPI 51-100	RPI 101-150	RPI 150+				
4- 1	0- 0	0- 0	OVERALL	0- 0	0- 0	4- 1				
0- 0	0- 0	0- 0	HOME	0- 0	0- 0	0- 0				
2- 1	0- 0	0- 0	AWAY	0- 0	0- 0	2- 1				
2- 0	0- 0	0- 0	NEUTRAL	0- 0	0- 0	2- 0				
3- 1	0- 0	0- 0	NON-CONFERENCE	0- 0	0- 0	3- 1				
0- 0	0- 0	0- 0	HOME	0- 0	0- 0	0- 0				
1- 1	0- 0	0- 0	AWAY	0- 0	0- 0	1- 1				
2- 0	0- 0	0- 0	NEUTRAL	0- 0	0- 0	2- 0				
1- 0	0- 0	0- 0	CONFERENCE	0- 0	0- 0	1- 0				
0- 0	0- 0	0- 0	HOME	0- 0	0- 0	0- 0				
1- 0	0- 0	0- 0	AWAY	0- 0	0- 0	1- 0				
0- 0	0- 0	0- 0	NEUTRAL	0- 0	0- 0	0- 0				

RPI 1-25				RPI 26-50				RPI 51-100				RPI 101+				Team's RPI: 117	
RPI	S	Opponent	Score	RPI	S	Opponent	Score	RPI	S	Opponent	Score	RPI	S	Opponent	Score		
												178	A	Houston	51	52	
												195	A	Ole Miss	82	78	
												232	A	La.-Monroe	71	52	
												249	N	Arkansas	67	59	
												304	N	Sacred Heart	60	58	
LAST 12 Division I GAMES:																	
				232	A	La.-Monroe	71 52	249	N	Arkansas	67 59						
				304	N	Sacred Heart	60 58	178	A	Houston	51 52						
								195	A	Ole Miss	82 78						

Non-Div I Games:	Southern-N.O.	81	28	Dillard	84	36
------------------	---------------	----	----	---------	----	----

La.-Lafayette

■ Loss, ■ Non-Conf, S Site, H Home A Away N Neutral

Average RPI Win:	<b>299</b>	WON-LOST	WINNING	LAST 10	STRENGTH OF	OPP. STRENGTH	TEAM	ADJ.	CONF.	ADJ CONF.
Average RPI Loss:	<b>121</b>	RECORD	PCT. RANK	GAMES	SCHEDULE	OF SCHEDULE	RPI	RPI	RPI	RPI
DIV. I ONLY	<b>2- 3</b>	<b>197</b>	<b>2- 3</b>	<b>232</b>	<b>291</b>	<b>232</b>	<b>232</b>	<b>20</b>	<b>20</b>	
DIV. I NON-CONF.	<b>2- 2</b>	<b>161</b>	<b>2- 2</b>	<b>307</b>	<b>260</b>	<b>214</b>	<b>214</b>	<b>20</b>	<b>20</b>	
TOTALS	RPI 1-25	RPI 26-50	W-L RECORDS	RPI 51-100	RPI 101-150	RPI 150+				
2- 3	0- 0	0- 0	OVERALL	0- 1	0- 2	2- 0				
1- 1	0- 0	0- 0	HOME	0- 0	0- 1	1- 0				
1- 2	0- 0	0- 0	AWAY	0- 1	0- 1	1- 0				
0- 0	0- 0	0- 0	NEUTRAL	0- 0	0- 0	0- 0				
2- 2	0- 0	0- 0	NON-CONFERENCE	0- 1	0- 1	2- 0				
1- 0	0- 0	0- 0	HOME	0- 0	0- 0	1- 0				
1- 2	0- 0	0- 0	AWAY	0- 1	0- 1	1- 0				
0- 0	0- 0	0- 0	NEUTRAL	0- 0	0- 0	0- 0				
0- 1	0- 0	0- 0	CONFERENCE	0- 0	0- 1	0- 0				
0- 1	0- 0	0- 0	HOME	0- 0	0- 1	0- 0				
0- 0	0- 0	0- 0	AWAY	0- 0	0- 0	0- 0				
0- 0	0- 0	0- 0	NEUTRAL	0- 0	0- 0	0- 0				

RPI 1-25			RPI 26-50			RPI 51-100			RPI 101+			Team's RPI: 232
RPI	S	Opponent	Score	RPI	S	Opponent	Score	RPI	S	Opponent	Score	
						100 <b>A</b> TCU	42 <b>80</b>			117 <b>H</b> La.-Lafayette	52 <b>71</b>	
										147 <b>A</b> LSU	54 <b>61</b>	
										252 <b>A</b> Southeastern La.	88 84	
										345 <b>H</b> Nicholls St.	69 57	
LAST 12 Division I GAMES:												
						252 <b>A</b> Southeastern La.	88 84			345 <b>H</b> Nicholls St.	69 57	
						147 <b>A</b> LSU	54 <b>61</b>			100 <b>A</b> TCU	42 <b>80</b>	
										117 <b>H</b> La.-Lafayette	52 <b>71</b>	

Non-Div I Games: Louisiana Col. 85 42 LSU-Shreveport 57 40 Dillard 70 46

La.-Monroe

RPI 1-25				RPI 26-50				RPI 51-100				RPI 101+				Team's RPI: 331	
RPI	S	Opponent	Score	RPI	S	Opponent	Score	RPI	S	Opponent	Score	RPI	S	Opponent	Score		
				43	A	Penn	37 54					233	A	Fordham	49 61		
				44	H	Duquesne	65 73					234	A	Hartford	50 55		
												246	A	Delaware	47 67		
												323	H	St. Francis Brooklyn	77 59		
												325	A	Wagner	48 69		
												342	H	Saint Peter's	72 69		
LAST 12 Division I GAMES:																	
				325	A	Wagner	48 69	234	A	Hartford	50 55						
				323	H	St. Francis Brooklyn	77 59	44	H	Duquesne	65 73						
				342	H	Saint Peter's	72 69	43	A	Penn	37 54						
				233	A	Fordham	49 61	246	A	Delaware	47 67						

# Lafayette

Average RPI Win:	0	WON-LOST	WINNING	LAST 10	STRENGTH OF	OPP. STRENGTH	TEAM	ADJ.	CONF.	ADJ CONF.
Average RPI Loss:	163	RECORD	PCT. RANK	GAMES	SCHEDULE	OF SCHEDULE	RPI	RPI	RPI	RPI
DIV. I ONLY	0- 5	332	0- 5	158	276	318	318	24	24	
DIV. I NON-CONF.	0- 5	327	0- 5	162	276	318	318	26	26	
TOTALS	RPI 1-25	RPI 26-50	W-L RECORDS	RPI 51-100	RPI 101-150	RPI 150+				
0- 5	0- 0	0- 0	OVERALL	0- 1	0- 1	0- 3				
0- 0	0- 0	0- 0	HOME	0- 0	0- 0	0- 0				
0- 5	0- 0	0- 0	AWAY	0- 1	0- 1	0- 3				
0- 0	0- 0	0- 0	NEUTRAL	0- 0	0- 0	0- 0				
0- 5	0- 0	0- 0	NON-CONFERENCE	0- 1	0- 1	0- 3				
0- 0	0- 0	0- 0	HOME	0- 0	0- 0	0- 0				
0- 5	0- 0	0- 0	AWAY	0- 1	0- 1	0- 3				
0- 0	0- 0	0- 0	NEUTRAL	0- 0	0- 0	0- 0				
0- 0	0- 0	0- 0	CONFERENCE	0- 0	0- 0	0- 0				
0- 0	0- 0	0- 0	HOME	0- 0	0- 0	0- 0				
0- 0	0- 0	0- 0	AWAY	0- 0	0- 0	0- 0				
0- 0	0- 0	0- 0	NEUTRAL	0- 0	0- 0	0- 0				

RPI 1-25				RPI 26-50				RPI 51-100				RPI 101+ Team's RPI: 318					
RPI	S	Opponent	Score	RPI	S	Opponent	Score	RPI	S	Opponent	Score	RPI	S	Opponent	Score		
								73	A	Oklahoma St.	45	90	129	A	Utah	67	71
													190	A	Prairie View	72	80
													199	A	Loyola Chicago	71	82
													224	A	Northern Ariz.	63	75
LAST 12 Division I GAMES:																	

Non-Div I Games: Schreiner 60 41 Louisiana Col. 99 34

Lamar

Average RPI Win:	289	WON-LOST	WINNING	LAST 10	STRENGTH OF	OPP. STRENGTH	TEAM	ADJ.	CONF.	ADJ CONF.
Average RPI Loss:	47	RECORD	PCT. RANK	GAMES	SCHEDULE	OF SCHEDULE	RPI	RPI	RPI	RPI
DIV. I ONLY	5- 3	119	5- 3	294	134	208	208	26	26	
DIV. I NON-CONF.	5- 3	119	5- 3	294	137	208	208	27	27	
TOTALS	RPI 1-25	RPI 26-50	W-L RECORDS	RPI 51-100	RPI 101-150	RPI 150+				
5- 3	0- 1	0- 1	OVERALL	0- 1	0- 0	5- 0				
3- 2	0- 0	0- 1	HOME	0- 1	0- 0	3- 0				
2- 1	0- 1	0- 0	AWAY	0- 0	0- 0	2- 0				
0- 0	0- 0	0- 0	NEUTRAL	0- 0	0- 0	0- 0				
5- 3	0- 1	0- 1	NON-CONFERENCE	0- 1	0- 0	5- 0				
3- 2	0- 0	0- 1	HOME	0- 1	0- 0	3- 0				
2- 1	0- 1	0- 0	AWAY	0- 0	0- 0	2- 0				
0- 0	0- 0	0- 0	NEUTRAL	0- 0	0- 0	0- 0				
0- 0	0- 0	0- 0	CONFERENCE	0- 0	0- 0	0- 0				
0- 0	0- 0	0- 0	HOME	0- 0	0- 0	0- 0				
0- 0	0- 0	0- 0	AWAY	0- 0	0- 0	0- 0				
0- 0	0- 0	0- 0	NEUTRAL	0- 0	0- 0	0- 0				

RPI 1-25				RPI 26-50				RPI 51-100				RPI 101+ Team's RPI: 208			
RPI	S	Opponent	Score	RPI	S	Opponent	Score	RPI	S	Opponent	Score	RPI	S	Opponent	Score
8	A	Illinois	67 76	50	H	Saint Joseph's	62 63	84	H	Villanova	44 65	215	H	Montana	80 53
												282	A	NJIT	75 47
												300	A	Delaware St.	83 49
												305	H	Monmouth	95 88
												342	H	Saint Peter's	74 42
LAST 12 Division I GAMES:															
8	A	Illinois	67 76	215	H	Montana	80 53	342	H	Saint Peter's	74 42	300	A	Delaware St.	83 49
50	H	Saint Joseph's	62 63	282	A	NJIT	75 47	305	H	Monmouth	95 88				
84	H	Villanova	44 65												

Non-Div I Games: Kutztown 81 51

Lehigh

■ Loss, 
 ■ Non-Conf, 
 ■ S Site, 
 ■ H Home 
 ■ A Away 
 N Neutral



Average RPI Win:	234	WON-LOST	WINNING	LAST 10	STRENGTH OF	OPP. STRENGTH	TEAM	ADJ.	CONF.	ADJ CONF.
Average RPI Loss:	77	RECORD	PCT. RANK	GAMES	SCHEDULE	OF SCHEDULE	RPI	RPI	RPI	RPI
DIV. I ONLY	3- 6	224	3- 6	27	227	155	155	25	25	
DIV. I NON-CONF.	2- 5	242	2- 5	19	109	130	130	23	23	
TOTALS	RPI 1-25	RPI 26-50	W-L RECORDS	RPI 51-100	RPI 101-150	RPI 150+				
3- 6	0- 2	0- 0	OVERALL	1- 2	0- 1	2- 1				
2- 2	0- 1	0- 0	HOME	1- 1	0- 0	1- 0				
1- 2	0- 0	0- 0	AWAY	0- 0	0- 1	1- 1				
0- 2	0- 1	0- 0	NEUTRAL	0- 1	0- 0	0- 0				
2- 5	0- 2	0- 0	NON-CONFERENCE	1- 2	0- 1	1- 0				
1- 2	0- 1	0- 0	HOME	1- 1	0- 0	0- 0				
1- 1	0- 0	0- 0	AWAY	0- 0	0- 1	1- 0				
0- 2	0- 1	0- 0	NEUTRAL	0- 1	0- 0	0- 0				
1- 1	0- 0	0- 0	CONFERENCE	0- 0	0- 0	1- 1				
1- 0	0- 0	0- 0	HOME	0- 0	0- 0	1- 0				
0- 1	0- 0	0- 0	AWAY	0- 0	0- 0	0- 1				
0- 0	0- 0	0- 0	NEUTRAL	0- 0	0- 0	0- 0				

RPI 1-25				RPI 26-50				RPI 51-100				RPI 101+ Team's RPI: 155			
RPI	S	Opponent	Score	RPI	S	Opponent	Score	RPI	S	Opponent	Score	RPI	S	Opponent	Score
6	H	Seton Hall	56 92					52	N	California	72 77	120	A	James Madison	56 72
18	N	Ohio St.	65 75					57	H	North Carolina St.	53 61	207	A	Gardner-Webb	57 61
								78	H	Elon	72 63	311	H	Charleston So.	51 40
												312	A	Appalachian St.	74 68
LAST 12 Division I GAMES:															
311	H	Charleston So.	51 40	6	H	Seton Hall	56 92	78	H	Elon	72 63				
207	A	Gardner-Webb	57 61	52	N	California	72 77	312	A	Appalachian St.	74 68				
				18	N	Ohio St.	65 75								
120	A	James Madison	56 72												
57	H	North Carolina St.	53 61												

Non-Div I Games:

Liberty

■ Loss, 
■ Non-Conf, 
■ S Site, 
■ H Home 
■ A Away 
N Neutral

RPI 1-25				RPI 26-50				RPI 51-100				RPI 101+					
RPI	S	Opponent	Score	RPI	S	Opponent	Score	RPI	S	Opponent	Score	RPI	S	Opponent	Score		
								85	A	Wright St.	65	92	169	H	Southeast Mo. St.	69	84
								93	H	Ball St.	60	72	187	A	Tennessee St.	65	77
								97	H	Belmont	68	90	191	H	Morehead St.	77	92
													242	A	Tennessee Tech	70	81
													257	A	Ga. Southern	66	55
													271	H	Loyola Maryland	52	57
													285	N	Texas Southern	62	66
													326	H	Murray St.	93	85
LAST 12 Division I GAMES:																	
				97	H	Belmont	68	90	187	A	Tennessee St.	65	77				
				285	N	Texas Southern	62	66	93	H	Ball St.	60	72				
				326	H	Murray St.	93	85	169	H	Southeast Mo. St.	69	84				
				242	A	Tennessee Tech	70	81	191	H	Morehead St.	77	92				
				85	A	Wright St.	65	92	271	H	Loyola Maryland	52	57				
				257	A	Ga. Southern	66	55									

Lipscomb

Page 146

Little Rock

Through Games Of Dec. 13, 2015

Average RPI Win:	246	WON-LOST	WINNING	LAST 10	STRENGTH OF	OPP. STRENGTH	TEAM	ADJ.	CONF.	ADJ CONF.
Average RPI Loss:	105	RECORD	PCT. RANK	GAMES	SCHEDULE	OF SCHEDULE	RPI	RPI	RPI	RPI
DIV. I ONLY	2- 5	247	2- 5	98	141	205	205	20	20	
DIV. I NON-CONF.	2- 5	242	2- 5	105	144	206	206	20	20	
TOTALS	RPI 1-25	RPI 26-50	W-L RECORDS	RPI 51-100	RPI 101-150	RPI 150+				
2- 5	0- 1	0- 1	OVERALL	0- 1	0- 1	2- 1				
1- 3	0- 1	0- 0	HOME	0- 0	0- 1	1- 1				
1- 2	0- 0	0- 1	AWAY	0- 1	0- 0	1- 0				
0- 0	0- 0	0- 0	NEUTRAL	0- 0	0- 0	0- 0				
2- 5	0- 1	0- 1	NON-CONFERENCE	0- 1	0- 1	2- 1				
1- 3	0- 1	0- 0	HOME	0- 0	0- 1	1- 1				
1- 2	0- 0	0- 1	AWAY	0- 1	0- 0	1- 0				
0- 0	0- 0	0- 0	NEUTRAL	0- 0	0- 0	0- 0				
0- 0	0- 0	0- 0	CONFERENCE	0- 0	0- 0	0- 0				
0- 0	0- 0	0- 0	HOME	0- 0	0- 0	0- 0				
0- 0	0- 0	0- 0	AWAY	0- 0	0- 0	0- 0				
0- 0	0- 0	0- 0	NEUTRAL	0- 0	0- 0	0- 0				

RPI 1-25			RPI 26-50			RPI 51-100			RPI 101+			Team's RPI: 205
RPI	S	Opponent	Score	RPI	S	Opponent	Score	RPI	S	Opponent	Score	
21	H	Texas	56 66	32	A	Oklahoma	52 65	69	A	Tulane	53 69	147 H LSU 51 57
												218 H Memphis 61 53
												256 H Tulsa 63 74
												273 A Oral Roberts 66 52
LAST 12 Division I GAMES:												
147	H	LSU	51 57	256	H	Tulsa	63 74	21	H	Texas	56 66	
69	A	Tulane	53 69	32	A	Oklahoma	52 65	218	H	Memphis	61 53	
				273	A	Oral Roberts	66 52					

Non-Div I Games:

Little Rock

Loss, Non-Conf, S Site, H Home A Away N Neutral

Average RPI Win:	207	WON-LOST	WINNING	LAST 10	STRENGTH OF	OPP. STRENGTH	TEAM	ADJ.	CONF.	ADJ CONF.
Average RPI Loss:	85	RECORD	PCT. RANK	GAMES	SCHEDULE	OF SCHEDULE	RPI	RPI	RPI	RPI
DIV. I ONLY	7- 3	91	7- 3	214	93	104	104	19	19	
DIV. I NON-CONF.	7- 3	92	7- 3	218	93	106	106	19	19	
TOTALS	RPI 1-25	RPI 26-50	W-L RECORDS	RPI 51-100	RPI 101-150	RPI 150+				
7- 3	0- 1	0- 0	OVERALL	0- 0	2- 2	5- 0				
3- 1	0- 0	0- 0	HOME	0- 0	1- 1	2- 0				
2- 2	0- 1	0- 0	AWAY	0- 0	1- 1	1- 0				
2- 0	0- 0	0- 0	NEUTRAL	0- 0	0- 0	2- 0				
7- 3	0- 1	0- 0	NON-CONFERENCE	0- 0	2- 2	5- 0				
3- 1	0- 0	0- 0	HOME	0- 0	1- 1	2- 0				
2- 2	0- 1	0- 0	AWAY	0- 0	1- 1	1- 0				
2- 0	0- 0	0- 0	NEUTRAL	0- 0	0- 0	2- 0				
0- 0	0- 0	0- 0	CONFERENCE	0- 0	0- 0	0- 0				
0- 0	0- 0	0- 0	HOME	0- 0	0- 0	0- 0				
0- 0	0- 0	0- 0	AWAY	0- 0	0- 0	0- 0				
0- 0	0- 0	0- 0	NEUTRAL	0- 0	0- 0	0- 0				

RPI	S	Opponent	Score	RPI	S	Opponent	Score	RPI	S	Opponent	Score	RPI	S	Opponent	Score	Team's RPI: 104
3	A	Southern California	43 69									106	H	San Francisco	52 66	
												109	H	Colorado	59 42	
												130	A	Pacific	68 60	
												147	A	LSU	53 59	
												178	A	Houston	47 41	
												210	N	Northwestern St.	60 59	
												224	N	Northern Ariz.	69 48	
												261	H	San Diego St.	74 54	
												336	H	Portland St.	89 71	
LAST 12 Division I GAMES:																
3	A	Southern California	43 69	210	N	Northwestern St.	60 59									
106	H	San Francisco	52 66	224	N	Northern Ariz.	69 48									
109	H	Colorado	59 42	147	A	LSU	53 59									
130	A	Pacific	68 60	178	A	Houston	47 41									
				336	H	Portland St.	89 71									
				261	H	San Diego St.	74 54									

Non-Div I Games:

Long Beach St.

Average RPI Win:	343	WON-LOST	WINNING	LAST 10	STRENGTH OF	OPP. STRENGTH	TEAM	ADJ.	CONF.	ADJ CONF.
Average RPI Loss:	170	RECORD	PCT. RANK	GAMES	SCHEDULE	OF SCHEDULE	RPI	RPI	RPI	RPI
DIV. I ONLY	1- 6	306	1- 6	280	221	332	332	25	25	
DIV. I NON-CONF.	1- 4	287	1- 4	124	300	247	247	23	23	
TOTALS	RPI 1-25	RPI 26-50	W-L RECORDS	RPI 51-100	RPI 101-150	RPI 150+				
1- 6	0- 0	0- 1	OVERALL	0- 1	0- 1	1- 3				
1- 1	0- 0	0- 0	HOME	0- 0	0- 0	1- 1				
0- 5	0- 0	0- 0	AWAY	0- 0	0- 0	0- 0				
0- 0	0- 0	0- 0	NEUTRAL	0- 0	0- 0	0- 0				
1- 4	0- 0	0- 1	NON-CONFERENCE	0- 1	0- 1	1- 1				
1- 0	0- 0	0- 0	HOME	0- 0	0- 0	1- 0				
0- 4	0- 0	0- 1	AWAY	0- 1	0- 1	0- 1				
0- 0	0- 0	0- 0	NEUTRAL	0- 0	0- 0	0- 0				
0- 2	0- 0	0- 0	CONFERENCE	0- 0	0- 0	0- 2				
0- 1	0- 0	0- 0	HOME	0- 0	0- 0	0- 1				
0- 1	0- 0	0- 0	AWAY	0- 0	0- 0	0- 1				
0- 0	0- 0	0- 0	NEUTRAL	0- 0	0- 0	0- 0				

RPI 1-25			RPI 26-50			RPI 51-100			RPI 101+			Team's RPI: 332
RPI	S	Opponent	Score	RPI	S	Opponent	Score	RPI	S	Opponent	Score	
				34	A	Oregon St.	45 110	95	A	Virginia	46 81	
										120	A	James Madison 30 88
										222	H	Presbyterian 38 59
										264	A	High Point 68 79
										284	A	UNCG 60 81
										343	H	N.C. Central 60 49
LAST 12 Division I GAMES:												
				222	H	Presbyterian	38 59	34	A	Oregon St.	45 110	
				264	A	High Point	68 79					
				284	A	UNCG	60 81					
				343	H	N.C. Central	60 49					
				95	A	Virginia	46 81					
				120	A	James Madison	30 88					

Non-Div I Games: N.C. Wesleyan 100 57

Longwood

■ Loss, 
 ■ Non-Conf, 
 ■ S Site, 
 ■ Home 
 ■ A Away 
 N Neutral

## Louisiana Tech

Through Games Of Dec. 13, 2015

Average RPI Win:	309	WON-LOST	WINNING	LAST 10	STRENGTH OF	OPP. STRENGTH	TEAM	ADJ.	CONF.	ADJ CONF.
Average RPI Loss:	108	RECORD	PCT. RANK	GAMES	SCHEDULE	OF SCHEDULE	RPI	RPI	RPI	RPI
DIV. I ONLY	3- 5	210	1- 0	185	268	229	229	11	11	
DIV. I NON-CONF.	3- 5	208	1- 0	190	271	229	229	11	11	
TOTALS	RPI 1-25	RPI 26-50	W-L RECORDS	RPI 51-100	RPI 101-150	RPI 150+				
3- 5	0- 1	0- 1	OVERALL	0- 0	0- 1	3- 2				
1- 2	0- 0	0- 0	HOME	0- 0	0- 1	1- 1				
1- 2	0- 0	0- 0	AWAY	0- 0	0- 0	1- 0				
1- 1	0- 1	0- 0	NEUTRAL	0- 0	0- 0	1- 0				
3- 5	0- 1	0- 1	NON-CONFERENCE	0- 0	0- 1	3- 2				
1- 2	0- 0	0- 0	HOME	0- 0	0- 1	1- 1				
1- 2	0- 0	0- 1	AWAY	0- 0	0- 0	1- 1				
1- 1	0- 1	0- 0	NEUTRAL	0- 0	0- 0	1- 0				
0- 0	0- 0	0- 0	CONFERENCE	0- 0	0- 0	0- 0				
0- 0	0- 0	0- 0	HOME	0- 0	0- 0	0- 0				
0- 0	0- 0	0- 0	AWAY	0- 0	0- 0	0- 0				
0- 0	0- 0	0- 0	NEUTRAL	0- 0	0- 0	0- 0				

RPI 1-25				RPI 26-50				RPI 51-100				RPI 101+				Team's RPI: 229	
RPI	S	Opponent	Score	RPI	S	Opponent	Score	RPI	S	Opponent	Score	RPI	S	Opponent	Score		
14	N	UCLA	57 68	27	A	Arizona	67 77					148	H	Mississippi St.	63 93		
												160	A	Wisconsin	65 79		
												190	H	Prairie View	68 77		
												248	H	Stephen F. Austin	76 44		
												334	N	Denver	58 53		
												345	A	Nicholls St.	58 55		
LAST 12 Division I GAMES:																	
14	N	UCLA	57 68	334	N	Denver	58 53										
248	H	Stephen F. Austin	76 44	148	H	Mississippi St.	63 93										
160	A	Wisconsin	65 79	27	A	Arizona	67 77										
				345	A	Nicholls St.	58 55										
				190	H	Prairie View	68 77										

Non-Div I Games: Loyola (LA) 76 40

Louisiana Tech

■ Loss, 
 ■ Non-Conf, 
 ■ S Site, 
 ■ H Home 
 ■ A Away 
 N Neutral

Average RPI Win: 166		WON-LOST	WINNING	LAST 10	STRENGTH OF	OPP. STRENGTH	TEAM	ADJ.	CONF.	ADJ CONF.
Average RPI Loss: 57		RECORD	PCT. RANK	GAMES	SCHEDULE	OF SCHEDULE	RPI	RPI	RPI	RPI
DIV. I ONLY		4- 5	177	4- 5	29	97	94	94	5	5
DIV. I NON-CONF.		4- 5	180	4- 5	32	98	96	96	5	5
TOTALS		RPI 1-25	RPI 26-50	W-L RECORDS		RPI 51-100	RPI 101-150	RPI 150+		
4- 5		1- 1	0- 2	OVERALL		0- 1	1- 1	2- 0		
2- 1		0- 0	0- 0	HOME		0- 1	1- 0	1- 0		
1- 2		1- 1	0- 0	AWAY		0- 0	0- 1	0- 0		
1- 2		0- 0	0- 2	NEUTRAL		0- 0	0- 0	1- 0		
4- 5		1- 1	0- 2	NON-CONFERENCE		0- 1	1- 1	2- 0		
2- 1		0- 0	0- 0	HOME		0- 1	1- 0	1- 0		
1- 2		1- 1	0- 0	AWAY		0- 0	0- 1	0- 0		
1- 2		0- 0	0- 2	NEUTRAL		0- 0	0- 0	1- 0		
0- 0		0- 0	0- 0	CONFERENCE		0- 0	0- 0	0- 0		
0- 0		0- 0	0- 0	HOME		0- 0	0- 0	0- 0		
0- 0		0- 0	0- 0	AWAY		0- 0	0- 0	0- 0		
0- 0		0- 0	0- 0	NEUTRAL		0- 0	0- 0	0- 0		

RPI 1-25				RPI 26-50				RPI 51-100				Team's RPI: 94	RPI 101+			
RPI	S	Opponent	Score	RPI	S	Opponent	Score	RPI	S	Opponent	Score		RPI	S	Opponent	Score
15	A	Kentucky	54 72	40	N	Dayton	66 79	52	H	California	71 75		135	A	Western Ky.	69 71
24	A	Michigan St.	85 78	45	N	Purdue	60 62						140	H	IUPUI	70 61
													212	N	Marist	65 53
													289	H	Valparaiso	75 42
LAST 12 Division I GAMES:																
140	H	IUPUI	70 61	24	A	Michigan St.	85 78	40	N	Dayton	66 79		135	A	Western Ky.	69 71
15	A	Kentucky	54 72	45	N	Purdue	60 62	52	H	California	71 75		140	H	IUPUI	70 61
289	H	Valparaiso	75 42										212	N	Marist	65 53

Non-Div I Games:

Louisville

■ Loss, 
 ■ Non-Conf, S Site, 
 ■ Home 
 ■ Away 
 N Neutral

Average RPI Win:	326	WON-LOST	WINNING	LAST 10	STRENGTH OF	OPP. STRENGTH	TEAM	ADJ.	CONF.	ADJ CONF.
Average RPI Loss:	62	RECORD	PCT. RANK	GAMES	SCHEDULE	OF SCHEDULE	RPI	RPI	RPI	RPI
DIV. I ONLY	2- 6	261	2- 6	69	121	199	199	15	15	
DIV. I NON-CONF.	2- 6	258	2- 6	73	124	201	201	15	15	
TOTALS	RPI 1-25	RPI 26-50	W-L RECORDS	RPI 51-100	RPI 101-150	RPI 150+				
2- 6	0- 3	0- 0	OVERALL	0- 2	0- 0	2- 1				
1- 4	0- 2	0- 0	HOME	0- 2	0- 0	1- 0				
1- 2	0- 1	0- 0	AWAY	0- 0	0- 0	1- 1				
0- 0	0- 0	0- 0	NEUTRAL	0- 0	0- 0	0- 0				
2- 6	0- 3	0- 0	NON-CONFERENCE	0- 2	0- 0	2- 1				
1- 4	0- 2	0- 0	HOME	0- 2	0- 0	1- 0				
1- 2	0- 1	0- 0	AWAY	0- 0	0- 0	1- 1				
0- 0	0- 0	0- 0	NEUTRAL	0- 0	0- 0	0- 0				
0- 0	0- 0	0- 0	CONFERENCE	0- 0	0- 0	0- 0				
0- 0	0- 0	0- 0	HOME	0- 0	0- 0	0- 0				
0- 0	0- 0	0- 0	AWAY	0- 0	0- 0	0- 0				
0- 0	0- 0	0- 0	NEUTRAL	0- 0	0- 0	0- 0				

RPI 1-25				RPI 26-50				RPI 51-100				RPI 101+ Team's RPI: 199			
RPI	S	Opponent	Score	RPI	S	Opponent	Score	RPI	S	Opponent	Score	RPI	S	Opponent	Score
10	H	Northwestern	72 81					65	H	Central Mich.	59 68	180	A	Georgia Tech	77 84
23	H	Miami (FL)	50 77					68	H	Western Mich.	45 68	318	H	Lamar	82 71
24	A	Michigan St.	47 76									333	A	Eastern Ill.	86 75

Non-Div I Games:

Loyola Chicago

■ Loss, 
■ Non-Conf, 
■ S Site, 
■ H Home 
■ A Away 
N Neutral



Loyola Maryland

Through Games Of Dec. 13, 2015

Average RPI Win:	325	WON-LOST	WINNING	LAST 10	STRENGTH OF	OPP. STRENGTH	TEAM	ADJ.	CONF.	ADJ CONF.
Average RPI Loss:	175	RECORD	PCT. RANK	GAMES	SCHEDULE	OF SCHEDULE	RPI	RPI	RPI	RPI
DIV. I ONLY	3- 6	224	3- 6	262	333	271	271	26	26	
DIV. I NON-CONF.	3- 6	221	3- 6	267	334	274	274	27	27	
TOTALS	RPI 1-25	RPI 26-50	W-L RECORDS	RPI 51-100	RPI 101-150	RPI 150+				
3- 6	0- 0	0- 1	OVERALL	0- 1	0- 0	3- 4				
1- 2	0- 0	0- 0	HOME	0- 0	0- 0	1- 2				
2- 4	0- 0	0- 1	AWAY	0- 1	0- 0	2- 2				
0- 0	0- 0	0- 0	NEUTRAL	0- 0	0- 0	0- 0				
3- 6	0- 0	0- 1	NON-CONFERENCE	0- 1	0- 0	3- 4				
1- 2	0- 0	0- 0	HOME	0- 0	0- 0	1- 2				
2- 4	0- 0	0- 1	AWAY	0- 1	0- 0	2- 2				
0- 0	0- 0	0- 0	NEUTRAL	0- 0	0- 0	0- 0				
0- 0	0- 0	0- 0	CONFERENCE	0- 0	0- 0	0- 0				
0- 0	0- 0	0- 0	HOME	0- 0	0- 0	0- 0				
0- 0	0- 0	0- 0	AWAY	0- 0	0- 0	0- 0				
0- 0	0- 0	0- 0	NEUTRAL	0- 0	0- 0	0- 0				

RPI S	Opponent	Score	RPI S	Opponent	Score	RPI S	Opponent	Score	RPI S	Opponent	Score	Team's RPI: 271
48	A Maryland	47 97	84	A Villanova	55 67	186	H William & Mary	61 62	216	A Columbia	53 63	
						227	A Old Dominion	41 64	291	H Fairfield	45 71	
						299	A Mt. St. Mary's	65 63	327	A Lipscomb	57 52	
						348	H Norfolk St.	75 67				
LAST 12 Division I GAMES:												
186	H William & Mary	61 62	48	A Maryland	47 97	299	A Mt. St. Mary's	65 63				
348	H Norfolk St.	75 67	227	A Old Dominion	41 64	216	A Columbia	53 63				
291	H Fairfield	45 71										
84	A Villanova	55 67										
327	A Lipscomb	57 52										

Non-Div I Games:

Loyola Maryland

Loss, Non-Conf, S Site, H Home A Away N Neutral

Average RPI Win:	288	WON-LOST	WINNING	LAST 10	STRENGTH OF	OPP. STRENGTH	TEAM	ADJ.	CONF.	ADJ CONF.
Average RPI Loss:	135	RECORD	PCT. RANK	GAMES	SCHEDULE	OF SCHEDULE	RPI	RPI	RPI	RPI
DIV. I ONLY	4- 7	223	1- 0	314	90	280	280	7	7	
DIV. I NON-CONF.	4- 7	220	1- 0	314	90	283	283	7	7	
TOTALS	RPI 1-25	RPI 26-50	W-L RECORDS	RPI 51-100	RPI 101-150	RPI 150+				
4- 7	0- 1	0- 0	OVERALL	0- 2	0- 1	4- 3				
2- 2	0- 0	0- 0	HOME	0- 0	0- 0	2- 2				
1- 5	0- 1	0- 0	AWAY	0- 2	0- 1	1- 1				
1- 0	0- 0	0- 0	NEUTRAL	0- 0	0- 0	1- 0				
4- 7	0- 1	0- 0	NON-CONFERENCE	0- 2	0- 1	4- 3				
2- 2	0- 0	0- 0	HOME	0- 0	0- 0	2- 2				
1- 5	0- 1	0- 0	AWAY	0- 2	0- 1	1- 1				
1- 0	0- 0	0- 0	NEUTRAL	0- 0	0- 0	1- 0				
0- 0	0- 0	0- 0	CONFERENCE	0- 0	0- 0	0- 0				
0- 0	0- 0	0- 0	HOME	0- 0	0- 0	0- 0				
0- 0	0- 0	0- 0	AWAY	0- 0	0- 0	0- 0				
0- 0	0- 0	0- 0	NEUTRAL	0- 0	0- 0	0- 0				

RPI 1-25				RPI 26-50				RPI 51-100				RPI 101+ Team's RPI: 280			
RPI	S	Opponent	Score	RPI	S	Opponent	Score	RPI	S	Opponent	Score	RPI	S	Opponent	Score
19	A	Missouri	48 80					82	A	UC Riverside	62 80	109	A	Colorado	81 92
								83	A	Cal Poly	58 70	163	H	Seattle	69 78
												174	A	Hawaii	51 65
												261	H	San Diego St.	92 65
												275	H	UC Irvine	95 50
												301	A	UC Santa Barbara	70 63
												315	N	Nevada	69 58
												316	H	Cal St. Fullerton	73 75
LAST 12 Division I GAMES:															
275	H	UC Irvine	95 50	83	A	Cal Poly	58 70	261	H	San Diego St.	92 65	19	A	Missouri	48 80
315	N	Nevada	69 58	201	H	San Diego St.	92 65	301	A	UC Santa Barbara	70 63	82	A	UC Riverside	62 80
174	A	Hawaii	51 65	19	A	Missouri	48 80	82	A	UC Riverside	62 80	163	H	Seattle	69 78
316	H	Cal St. Fullerton	73 75	301	A	UC Santa Barbara	70 63								
109	A	Colorado	81 92	82	A	UC Riverside	62 80								

Non-Div I Games:

Loyola Marymount

■ Loss, 
■ Non-Conf, S Site, 
■ Home 
■ Away 
N Neutral

## Maine

Through Games Of Dec. 13, 2015

Average RPI Win:	246	WON-LOST	WINNING	LAST 10	STRENGTH OF	OPP. STRENGTH	TEAM	ADJ.	CONF.	ADJ CONF.
Average RPI Loss:	83	RECORD	PCT. RANK	GAMES	SCHEDULE	OF SCHEDULE	RPI	RPI	RPI	RPI
DIV. I ONLY	7- 4	118	6- 3	196	197	110	110	22	22	
DIV. I NON-CONF.	7- 4	118	7- 4	201	204	112	112	22	22	
TOTALS	RPI 1-25	RPI 26-50	W-L RECORDS	RPI 51-100	RPI 101-150	RPI 150+				
7- 4	0- 0	0- 2	OVERALL	1- 1	1- 0	5- 1				
2- 0	0- 0	0- 0	HOME	0- 0	0- 0	2- 0				
3- 3	0- 0	0- 1	AWAY	0- 1	0- 0	3- 1				
2- 1	0- 0	0- 1	NEUTRAL	1- 0	1- 0	0- 0				
7- 4	0- 0	0- 2	NON-CONFERENCE	1- 1	1- 0	5- 1				
2- 0	0- 0	0- 0	HOME	0- 0	0- 0	2- 0				
3- 3	0- 0	0- 1	AWAY	0- 1	0- 0	3- 1				
2- 1	0- 0	0- 1	NEUTRAL	1- 0	1- 0	0- 0				
0- 0	0- 0	0- 0	CONFERENCE	0- 0	0- 0	0- 0				
0- 0	0- 0	0- 0	HOME	0- 0	0- 0	0- 0				
0- 0	0- 0	0- 0	AWAY	0- 0	0- 0	0- 0				
0- 0	0- 0	0- 0	NEUTRAL	0- 0	0- 0	0- 0				

RPI S	Opponent	Score	RPI S	Opponent	Score	RPI S	Opponent	Score	RPI S	Opponent	Score	Team's RPI: 110
36	A Boston College	48 55	87	A Minnesota	64 91	147	N LSU	52 41				
40	N Dayton	37 58	96	N Missouri St.	69 65	167	A Northeastern	44 56				
						225	A Harvard	64 53				
						277	H Central Conn. St.	62 42				
						293	H Bryant	76 38				
						337	A Dartmouth	59 41				
						347	A North Dakota St.	82 51				
LAST 12 Division I GAMES:												
293	H Bryant	76 38	167	A Northeastern	44 56							
337	A Dartmouth	59 41	147	N LSU	52 41							
87	A Minnesota	64 91	96	N Missouri St.	69 65							
36	A Boston College	48 55	40	N Dayton	37 58							
225	A Harvard	64 53	277	H Central Conn. St.	62 42							
			347	A North Dakota St.	82 51							

Non-Div I Games: Colby 82 42

Maine

■ Loss, 
 ■ Non-Conf, 
 ■ S Site, 
 ■ H Home 
 ■ A Away 
 N Neutral

RPI 1-25				RPI 26-50				RPI 51-100				RPI 101+				Team's RPI: 226	
RPI	S	Opponent	Score	RPI	S	Opponent	Score	RPI	S	Opponent	Score	RPI	S	Opponent	Score		
												133	A	Yale	36	62	
												138	H	Brown	80	56	
												149	H	Bucknell	56	61	
												156	A	Quinnipiac	52	42	
												228	A	New Hampshire	57	72	
												233	H	Fordham	49	60	
												292	A	Fairleigh Dickinson	85	78	
												294	A	Holy Cross	44	58	
												329	H	Niagara	80	62	
LAST 12 Division I GAMES:																	
				294	A	Holy Cross	44	58		133	A	Yale	36	62			
				156	A	Quinnipiac	52	42		138	H	Brown	80	56			
				329	H	Niagara	80	62		228	A	New Hampshire	57	72			
										149	H	Bucknell	56	61			
										233	H	Fordham	49	60			
										292	A	Fairleigh Dickinson	85	78			

## Manhattan

Average RPI Win:	262	WON-LOST	WINNING	LAST 10	STRENGTH OF	OPP. STRENGTH	TEAM	ADJ.	CONF.	ADJ CONF.
Average RPI Loss:	117	RECORD	PCT. RANK	GAMES	SCHEDULE	OF SCHEDULE	RPI	RPI	RPI	RPI
DIV. I ONLY	3- 7	241	3- 7	175	149	212	212	28	28	
DIV. I NON-CONF.	1- 7	311	1- 7	202	117	278	278	25	25	
TOTALS	RPI 1-25	RPI 26-50	W-L RECORDS	RPI 51-100	RPI 101-150	RPI 150+				
3- 7	0- 1	0- 0	OVERALL	0- 3	0- 2	3- 1				
1- 1	0- 0	0- 0	HOME	0- 0	0- 0	1- 1				
2- 3	0- 1	0- 0	AWAY	0- 1	0- 1	2- 0				
0- 3	0- 0	0- 0	NEUTRAL	0- 2	0- 1	0- 0				
1- 7	0- 1	0- 0	NON-CONFERENCE	0- 3	0- 2	1- 1				
0- 1	0- 0	0- 0	HOME	0- 0	0- 0	0- 1				
1- 3	0- 1	0- 0	AWAY	0- 1	0- 1	1- 0				
0- 3	0- 0	0- 0	NEUTRAL	0- 2	0- 1	0- 0				
2- 0	0- 0	0- 0	CONFERENCE	0- 0	0- 0	2- 0				
1- 0	0- 0	0- 0	HOME	0- 0	0- 0	1- 0				
1- 0	0- 0	0- 0	AWAY	0- 0	0- 0	1- 0				
0- 0	0- 0	0- 0	NEUTRAL	0- 0	0- 0	0- 0				

RPI 1-25				RPI 26-50				RPI 51-100				RPI 101+ Team's RPI: 212			
RPI	S	Opponent	Score	RPI	S	Opponent	Score	RPI	S	Opponent	Score	RPI	S	Opponent	Score
22	A	St. John's (NY)	47 61					88	A	South Dakota St.	68 77	128	A	Creighton	46 89
								94	N	Louisville	53 65	147	N	LSU	49 72
								96	N	Missouri St.	45 77	156	H	Quinnipiac	56 47
												246	H	Delaware	50 56
												291	A	Fairfield	72 57
												338	A	Boston U.	73 54
LAST 12 Division I GAMES:															
338	A	Boston U.	73 54	22	A	St. John's (NY)	47 61	246	H	Delaware	50 56	128	A	Creighton	46 89
291	A	Fairfield	72 57	96	N	Missouri St.	45 77	88	A	South Dakota St.	68 77	147	N	LSU	49 72
156	H	Quinnipiac	56 47	147	N	LSU	49 72								
94	N	Louisville	53 65												

Non-Div I Games:

Marist

■ Loss, 
■ Non-Conf, 
■ S Site, 
■ H Home 
■ A Away 
N Neutral

Average RPI Win:	180	WON-LOST	WINNING	LAST 10	STRENGTH OF	OPP. STRENGTH	TEAM	ADJ.	CONF.	ADJ CONF.
Average RPI Loss:	78	RECORD	PCT. RANK	GAMES	SCHEDULE	OF SCHEDULE	RPI	RPI	RPI	RPI
DIV. I ONLY	4- 5	177	4- 5	20	185	92	92	6	6	
DIV. I NON-CONF.	4- 5	180	4- 5	23	190	93	93	6	6	
TOTALS	RPI 1-25	RPI 26-50	W-L RECORDS	RPI 51-100	RPI 101-150	RPI 150+				
4- 5	0- 1	0- 1	OVERALL	1- 1	1- 2	2- 0				
2- 2	0- 0	0- 1	HOME	1- 0	0- 1	1- 0				
1- 3	0- 1	0- 0	AWAY	0- 1	0- 1	1- 0				
1- 0	0- 0	0- 0	NEUTRAL	0- 0	1- 0	0- 0				
4- 5	0- 1	0- 1	NON-CONFERENCE	1- 1	1- 2	2- 0				
2- 2	0- 0	0- 1	HOME	1- 0	0- 1	1- 0				
1- 3	0- 1	0- 0	AWAY	0- 1	0- 1	1- 0				
1- 0	0- 0	0- 0	NEUTRAL	0- 0	1- 0	0- 0				
0- 0	0- 0	0- 0	CONFERENCE	0- 0	0- 0	0- 0				
0- 0	0- 0	0- 0	HOME	0- 0	0- 0	0- 0				
0- 0	0- 0	0- 0	AWAY	0- 0	0- 0	0- 0				
0- 0	0- 0	0- 0	NEUTRAL	0- 0	0- 0	0- 0				

RPI 1-25				RPI 26-50				RPI 51-100				RPI 101+			
RPI	S	Opponent	Score	RPI	S	Opponent	Score	RPI	S	Opponent	Score	RPI	S	Opponent	Score
12	A	Green Bay	55 75	34	H	Oregon St.	58 65	72	H	Auburn	70 69	117	A	South Dakota	69 97
								89	A	Northern Ky.	78 83	140	H	IUPUI	55 60
												143	N	Richmond	98 80
												160	H	Wisconsin	77 61
												346	A	FIU	95 83
LAST 12 Division I GAMES:															
				34	H	Oregon St.	58 65	72	H	Auburn	70 69				
				143	N	Richmond	98 80	160	H	Wisconsin	77 61				
				346	A	FIU	95 83	12	A	Green Bay	55 75				
				117	A	South Dakota	69 97								
				89	A	Northern Ky.	78 83								
				140	H	IUPUI	55 60								

Non-Div I Games:

Marquette

Average RPI Win:	239	WON-LOST	WINNING	LAST 10	STRENGTH OF	OPP. STRENGTH	TEAM	ADJ.	CONF.	ADJ CONF.
Average RPI Loss:	66	RECORD	PCT. RANK	GAMES	SCHEDULE	OF SCHEDULE	RPI	RPI	RPI	RPI
DIV. I ONLY	5- 1	39	5- 1	293	140	136	136	11	11	
DIV. I NON-CONF.	5- 1	39	5- 1	293	143	138	138	11	11	
TOTALS	RPI 1-25	RPI 26-50	W-L RECORDS	RPI 51-100	RPI 101-150	RPI 150+				
5- 1	0- 0	0- 0	OVERALL	0- 1	0- 0	5- 0				
4- 0	0- 0	0- 0	HOME	0- 0	0- 0	4- 0				
1- 0	0- 0	0- 0	AWAY	0- 0	0- 0	1- 0				
0- 1	0- 0	0- 0	NEUTRAL	0- 1	0- 0	0- 0				
5- 1	0- 0	0- 0	NON-CONFERENCE	0- 1	0- 0	5- 0				
4- 0	0- 0	0- 0	HOME	0- 0	0- 0	4- 0				
1- 0	0- 0	0- 0	AWAY	0- 0	0- 0	1- 0				
0- 1	0- 0	0- 0	NEUTRAL	0- 1	0- 0	0- 0				
0- 0	0- 0	0- 0	CONFERENCE	0- 0	0- 0	0- 0				
0- 0	0- 0	0- 0	HOME	0- 0	0- 0	0- 0				
0- 0	0- 0	0- 0	AWAY	0- 0	0- 0	0- 0				
0- 0	0- 0	0- 0	NEUTRAL	0- 0	0- 0	0- 0				

RPI 1-25			RPI 26-50			RPI 51-100			RPI 101+			Team's RPI: 136
RPI	S	Opponent	Score	RPI	S	Opponent	Score	RPI	S	Opponent	Score	
						66 N West Virginia	60 66	170 H Rhode Island			72 62	
								191 A Morehead St.			104 101	
								251 H Cornell			73 47	
								282 H NJIT			63 50	
								303 H Alabama A&M			81 45	
LAST 12 Division I GAMES:												
				191 A Morehead St.			104 101	66 N West Virginia			60 66	
						303 H Alabama A&M					81 45	
						251 H Cornell					73 47	
						282 H NJIT					63 50	
						170 H Rhode Island					72 62	

Non-Div I Games: Brescia 92 40

Marshall

M  
a  
r  
y  
l  
a  
n  
d

M  
a  
r  
y  
l  
a  
n  
d

Maryland



## Massachusetts

Through Games Of Dec. 13, 2015

Average RPI Win:	221	WON-LOST	WINNING	LAST 10	STRENGTH OF	OPP. STRENGTH	TEAM	ADJ.	CONF.	ADJ CONF.
Average RPI Loss:	155	RECORD	PCT. RANK	GAMES	SCHEDULE	OF SCHEDULE	RPI	RPI	RPI	RPI
DIV. I ONLY	3- 5	210	0- 1	249	122	220	220	8	8	
DIV. I NON-CONF.	3- 5	208	0- 1	253	125	223	223	8	8	
TOTALS	RPI 1-25	RPI 26-50	W-L RECORDS	RPI 51-100	RPI 101-150	RPI 150+				
3- 5	0- 0	0- 0	OVERALL	1- 2	0- 1	2- 2				
1- 1	0- 0	0- 0	HOME	1- 1	0- 0	0- 0				
2- 3	0- 0	0- 0	AWAY	0- 0	0- 1	2- 2				
0- 1	0- 0	0- 0	NEUTRAL	0- 1	0- 0	0- 0				
3- 5	0- 0	0- 0	NON-CONFERENCE	1- 2	0- 1	2- 2				
1- 1	0- 0	0- 0	HOME	1- 1	0- 0	0- 0				
2- 3	0- 0	0- 0	AWAY	0- 0	0- 1	2- 2				
0- 1	0- 0	0- 0	NEUTRAL	0- 1	0- 0	0- 0				
0- 0	0- 0	0- 0	CONFERENCE	0- 0	0- 0	0- 0				
0- 0	0- 0	0- 0	HOME	0- 0	0- 0	0- 0				
0- 0	0- 0	0- 0	AWAY	0- 0	0- 0	0- 0				
0- 0	0- 0	0- 0	NEUTRAL	0- 0	0- 0	0- 0				

RPI 1-25				RPI 26-50				RPI 51-100				RPI 101+				Team's RPI: 220	
RPI	S	Opponent	Score	RPI	S	Opponent	Score	RPI	S	Opponent	Score	RPI	S	Opponent	Score		
								71	H	Buffalo	48	56	109	A	Colorado	63	90
								77	H	Hofstra	57	56	225	A	Harvard	65	67
								93	N	Ball St.	54	81	277	A	Central Conn. St.	68	78
													293	A	Bryant	86	69
													294	A	Holy Cross	74	60
LAST 12 Division I GAMES:																	
				277	A	Central Conn. St.	68	78	93	N	Ball St.	54	81				
				77	H	Hofstra	57	56	294	A	Holy Cross	74	60				
				293	A	Bryant	86	69									
				109	A	Colorado	63	90									
				71	H	Buffalo	48	56									
				225	A	Harvard	65	67									

Non-Div I Games:

Massachusetts

■ Loss, 
 ■ Non-Conf, 
 ■ S Site, 
 ■ H Home 
 ■ A Away 
 N Neutral

Average RPI Win:	250	WON-LOST	WINNING	LAST 10	STRENGTH OF	OPP. STRENGTH	TEAM	ADJ.	CONF.	ADJ CONF.
Average RPI Loss:	38	RECORD	PCT. RANK	GAMES	SCHEDULE	OF SCHEDULE	RPI	RPI	RPI	RPI
DIV. I ONLY	3- 3	160	1- 0	252	19	141	141	24	24	
DIV. I NON-CONF.	3- 3	161	1- 0	258	19	143	143	26	26	
TOTALS	RPI 1-25	RPI 26-50	W-L RECORDS	RPI 51-100	RPI 101-150	RPI 150+				
3- 3	0- 1	0- 1	OVERALL	0- 1	0- 0	3- 0				
1- 0	0- 0	0- 0	HOME	0- 0	0- 0	1- 0				
1- 3	0- 1	0- 1	AWAY	0- 1	0- 0	1- 0				
1- 0	0- 0	0- 0	NEUTRAL	0- 0	0- 0	1- 0				
3- 3	0- 1	0- 1	NON-CONFERENCE	0- 1	0- 0	3- 0				
1- 0	0- 0	0- 0	HOME	0- 0	0- 0	1- 0				
1- 3	0- 1	0- 1	AWAY	0- 1	0- 0	1- 0				
1- 0	0- 0	0- 0	NEUTRAL	0- 0	0- 0	1- 0				
0- 0	0- 0	0- 0	CONFERENCE	0- 0	0- 0	0- 0				
0- 0	0- 0	0- 0	HOME	0- 0	0- 0	0- 0				
0- 0	0- 0	0- 0	AWAY	0- 0	0- 0	0- 0				
0- 0	0- 0	0- 0	NEUTRAL	0- 0	0- 0	0- 0				

RPI 1-25				RPI 26-50				RPI 51-100				RPI 101+ Team's RPI: 141			
RPI	S	Opponent	Score	RPI	S	Opponent	Score	RPI	S	Opponent	Score	RPI	S	Opponent	Score
17	A	Baylor	46 105	28	A	Chattanooga	53 68	69	A	Tulane	55 74	158	A	Texas-Arlington	63 57
												255	H	Rice	61 53
												337	N	Dartmouth	78 56
LAST 12 Division I GAMES:															
28	A	Chattanooga	53 68	158	A	Texas-Arlington	63 57	17	A	Baylor	46 105	69	A	Tulane	55 74
								255	H	Rice	61 53	337	N	Dartmouth	78 56

Non-Div I Games: Loyola (LA) 70 69 Louisiana Col. 73 59 Southern-N.O. 97 61

McNeese St.

Loss, Non-Conf, S Site, H Home A Away N Neutral

Average RPI Win:	223	WON-LOST	WINNING	LAST 10	STRENGTH OF	OPP. STRENGTH	TEAM	ADJ.	CONF.	ADJ CONF.
Average RPI Loss:	134	RECORD	PCT. RANK	GAMES	SCHEDULE	OF SCHEDULE	RPI	RPI	RPI	RPI
DIV. I ONLY	4- 5	177	4- 5	145	253	218	218	9	9	
DIV. I NON-CONF.	4- 5	180	4- 5	151	253	221	221	9	9	
TOTALS	RPI 1-25	RPI 26-50	W-L RECORDS	RPI 51-100	RPI 101-150	RPI 150+				
4- 5	0- 0	0- 0	OVERALL	1- 3	0- 0	3- 2				
4- 2	0- 0	0- 0	HOME	1- 2	0- 0	3- 0				
0- 3	0- 0	0- 0	AWAY	0- 1	0- 0	0- 2				
0- 0	0- 0	0- 0	NEUTRAL	0- 0	0- 0	0- 0				
4- 5	0- 0	0- 0	NON-CONFERENCE	1- 3	0- 0	3- 2				
4- 2	0- 0	0- 0	HOME	1- 2	0- 0	3- 0				
0- 3	0- 0	0- 0	AWAY	0- 1	0- 0	0- 2				
0- 0	0- 0	0- 0	NEUTRAL	0- 0	0- 0	0- 0				
0- 0	0- 0	0- 0	CONFERENCE	0- 0	0- 0	0- 0				
0- 0	0- 0	0- 0	HOME	0- 0	0- 0	0- 0				
0- 0	0- 0	0- 0	AWAY	0- 0	0- 0	0- 0				
0- 0	0- 0	0- 0	NEUTRAL	0- 0	0- 0	0- 0				

RPI 1-25			RPI 26-50			RPI 51-100			RPI 101+			Team's RPI: 218
RPI	S	Opponent	Score	RPI	S	Opponent	Score	RPI	S	Opponent	Score	
						61	H Georgetown	57 53	152	H Southern Ill.	61 58	
						87	A Minnesota	60 70	196	A Kansas	63 72	
						90	H Saint Louis	57 63	205	A Little Rock	53 61	
						91	H George Washington	62 68	333	H Eastern Ill.	80 49	
									344	H Jacksonville St.	70 55	
LAST 12 Division I GAMES:												
87	A	Minnesota	60 70	61	H	Georgetown	57 53					
91	H	George Washington	62 68	196	A	Kansas	63 72					
90	H	Saint Louis	57 63	333	H	Eastern Ill.	80 49					
152	H	Southern Ill.	61 58	344	H	Jacksonville St.	70 55					
205	A	Little Rock	53 61									

Non-Div I Games:

Memphis

Average RPI Win:	272	WON-LOST	WINNING	LAST 10	STRENGTH OF	OPP. STRENGTH	TEAM	ADJ.	CONF.	ADJ CONF.
Average RPI Loss:	52	RECORD	PCT. RANK	GAMES	SCHEDULE	OF SCHEDULE	RPI	RPI	RPI	RPI
DIV. I ONLY	4- 3	138	4- 3	101	213	107	107	17	17	
DIV. I NON-CONF.	4- 3	140	4- 3	108	216	109	109	17	17	
TOTALS	RPI 1-25	RPI 26-50	W-L RECORDS	RPI 51-100	RPI 101-150	RPI 150+				
4- 3	0- 1	0- 0	OVERALL	0- 2	0- 0	4- 0				
1- 1	0- 0	0- 0	HOME	0- 1	0- 0	1- 0				
2- 1	0- 1	0- 0	AWAY	0- 0	0- 0	2- 0				
1- 1	0- 0	0- 0	NEUTRAL	0- 1	0- 0	1- 0				
4- 3	0- 1	0- 0	NON-CONFERENCE	0- 2	0- 0	4- 0				
1- 1	0- 0	0- 0	HOME	0- 1	0- 0	1- 0				
2- 1	0- 1	0- 0	AWAY	0- 0	0- 0	2- 0				
1- 1	0- 0	0- 0	NEUTRAL	0- 1	0- 0	1- 0				
0- 0	0- 0	0- 0	CONFERENCE	0- 0	0- 0	0- 0				
0- 0	0- 0	0- 0	HOME	0- 0	0- 0	0- 0				
0- 0	0- 0	0- 0	AWAY	0- 0	0- 0	0- 0				
0- 0	0- 0	0- 0	NEUTRAL	0- 0	0- 0	0- 0				

RPI 1-25				RPI 26-50				RPI 51-100				RPI 101+ Team's RPI: 107			
RPI	S	Opponent	Score	RPI	S	Opponent	Score	RPI	S	Opponent	Score	RPI	S	Opponent	Score
7	A	Georgia	44 57					58	N	Charlotte	62 72	242	A	Tennessee Tech	63 47
								90	H	Saint Louis	60 68	257	H	Ga. Southern	62 50
												274	N	Howard	70 53
												313	A	Kennesaw St.	72 61
LAST 12 Division I GAMES:															
274	N	Howard	70 53	313	A	Kennesaw St.	72 61								
58	N	Charlotte	62 72	7	A	Georgia	44 57								
90	H	Saint Louis	60 68												
257	H	Ga. Southern	62 50												
242	A	Tennessee Tech	63 47												

Non-Div I Games:      Faulkner                      86    33                      Coastal Ga.                      87    48

Mercer

Loss, Non-Conf, S Site, H Home A Away N Neutral

Average RPI Win:	167	WON-LOST	WINNING	LAST 10	STRENGTH OF	OPP. STRENGTH	TEAM	ADJ.	CONF.	ADJ CONF.
Average RPI Loss:	0	RECORD	PCT. RANK	GAMES	SCHEDULE	OF SCHEDULE	RPI	RPI	RPI	RPI
DIV. I ONLY	10- 0	1	10- 0	172	53	23	23	5	5	
DIV. I NON-CONF.	10- 0	1	10- 0	179	52	23	23	5	5	
TOTALS	RPI 1-25	RPI 26-50	W-L RECORDS	RPI 51-100	RPI 101-150	RPI 150+				
10- 0	1- 0	0- 0	OVERALL	2- 0	1- 0	6- 0				
7- 0	1- 0	0- 0	HOME	1- 0	1- 0	4- 0				
3- 0	0- 0	0- 0	AWAY	1- 0	0- 0	2- 0				
0- 0	0- 0	0- 0	NEUTRAL	0- 0	0- 0	0- 0				
10- 0	1- 0	0- 0	NON-CONFERENCE	2- 0	1- 0	6- 0				
7- 0	1- 0	0- 0	HOME	1- 0	1- 0	4- 0				
3- 0	0- 0	0- 0	AWAY	1- 0	0- 0	2- 0				
0- 0	0- 0	0- 0	NEUTRAL	0- 0	0- 0	0- 0				
0- 0	0- 0	0- 0	CONFERENCE	0- 0	0- 0	0- 0				
0- 0	0- 0	0- 0	HOME	0- 0	0- 0	0- 0				
0- 0	0- 0	0- 0	AWAY	0- 0	0- 0	0- 0				
0- 0	0- 0	0- 0	NEUTRAL	0- 0	0- 0	0- 0				

RPI 1-25				RPI 26-50				RPI 51-100				RPI 101+			
RPI	S	Opponent	Score	RPI	S	Opponent	Score	RPI	S	Opponent	Score	RPI	S	Opponent	Score
8	H	Illinois	73 64					58	A	Charlotte	77 70	101	H	Milwaukee	77 38
								85	H	Wright St.	80 67	151	H	Coppin St.	78 59
												199	A	Loyola Chicago	77 50
												227	A	Old Dominion	61 35
												244	H	Bethune-Cookman	55 47
												278	H	La Salle	86 58
												322	H	UMass Lowell	84 53
LAST 12 Division I GAMES:															
322	H	UMass Lowell	84 53	151	H	Coppin St.	78 59								
227	A	Old Dominion	61 35	8	H	Illinois	73 64								
244	H	Bethune-Cookman	55 47	278	H	La Salle	86 58								
85	H	Wright St.	80 67	101	H	Milwaukee	77 38								
				58	A	Charlotte	77 70								
				199	A	Loyola Chicago	77 50								

Non-Div I Games:

Miami (FL)

■ Loss, 
 ■ Non-Conf, S Site, 
 ■ Home 
 ■ Away 
 N Neutral

Average RPI Win:	252	WON-LOST	WINNING	LAST 10	STRENGTH OF	OPP. STRENGTH	TEAM	ADJ.	CONF.	ADJ CONF.
Average RPI Loss:	123	RECORD	PCT. RANK	GAMES	SCHEDULE	OF SCHEDULE	RPI	RPI	RPI	RPI
DIV. I ONLY	5- 2	82	5- 2	343	65	263	263	12	12	
DIV. I NON-CONF.	5- 2	83	5- 2	343	64	267	267	12	12	
TOTALS	RPI 1-25	RPI 26-50	W-L RECORDS	RPI 51-100	RPI 101-150	RPI 150+				
5- 2	0- 0	0- 0	OVERALL	0- 1	0- 0	5- 1				
4- 2	0- 0	0- 0	HOME	0- 1	0- 0	4- 1				
1- 0	0- 0	0- 0	AWAY	0- 0	0- 0	1- 0				
0- 0	0- 0	0- 0	NEUTRAL	0- 0	0- 0	0- 0				
5- 2	0- 0	0- 0	NON-CONFERENCE	0- 1	0- 0	5- 1				
4- 2	0- 0	0- 0	HOME	0- 1	0- 0	4- 1				
1- 0	0- 0	0- 0	AWAY	0- 0	0- 0	1- 0				
0- 0	0- 0	0- 0	NEUTRAL	0- 0	0- 0	0- 0				
0- 0	0- 0	0- 0	CONFERENCE	0- 0	0- 0	0- 0				
0- 0	0- 0	0- 0	HOME	0- 0	0- 0	0- 0				
0- 0	0- 0	0- 0	AWAY	0- 0	0- 0	0- 0				
0- 0	0- 0	0- 0	NEUTRAL	0- 0	0- 0	0- 0				

RPI 1-25				RPI 26-50				RPI 51-100				RPI 101+ Team's RPI: 263					
RPI	S	Opponent	Score	RPI	S	Opponent	Score	RPI	S	Opponent	Score	RPI	S	Opponent	Score		
								89	H	Northern Ky.	57	71	157	H	Eastern Ky.	72	77
													191	H	Morehead St.	59	57
													238	H	Oakland	65	54
													262	H	Austin Peay	75	60
													281	H	Evansville	91	85
													289	A	Valparaiso	75	72
LAST 12 Division I GAMES:																	
				238	H	Oakland	65	54	157	H	Eastern Ky.	72	77				
				289	A	Valparaiso	75	72	262	H	Austin Peay	75	60				
				191	H	Morehead St.	59	57	281	H	Evansville	91	85				
									89	H	Northern Ky.	57	71				

Non-Div I Games:

Miami (OH)

■ Loss, 
 ■ Non-Conf, S Site, 
 ■ Home 
 ■ Away 
 N Neutral

Average RPI Win: 224		WON-LOST	WINNING	LAST 10	STRENGTH OF	OPP. STRENGTH	TEAM	ADJ.	CONF.	ADJ CONF.
Average RPI Loss: 23		RECORD	PCT. RANK	GAMES	SCHEDULE	OF SCHEDULE	RPI	RPI	RPI	RPI
DIV. I ONLY		7- 2	52	7- 2	124	163	80	80	2	2
DIV. I NON-CONF.		7- 2	50	7- 2	130	166	80	80	2	2
-----										
TOTALS	RPI 1-25		RPI 26-50	W-L RECORDS		RPI 51-100	RPI 101-150		RPI 150+	
7- 2	0- 1		0- 1	OVERALL		0- 0	1- 0		6- 0	
6- 1	0- 1		0- 0	HOME		0- 0	1- 0		5- 0	
1- 1	0- 0		0- 1	AWAY		0- 0	0- 0		1- 0	
0- 0	0- 0		0- 0	NEUTRAL		0- 0	0- 0		0- 0	
7- 2	0- 1		0- 1	NON-CONFERENCE		0- 0	1- 0		6- 0	
6- 1	0- 1		0- 0	HOME		0- 0	1- 0		5- 0	
1- 1	0- 0		0- 1	AWAY		0- 0	0- 0		1- 0	
0- 0	0- 0		0- 0	NEUTRAL		0- 0	0- 0		0- 0	
0- 0	0- 0		0- 0	CONFERENCE		0- 0	0- 0		0- 0	
0- 0	0- 0		0- 0	HOME		0- 0	0- 0		0- 0	
0- 0	0- 0		0- 0	AWAY		0- 0	0- 0		0- 0	
0- 0	0- 0		0- 0	NEUTRAL		0- 0	0- 0		0- 0	

RPI 1-25				RPI 26-50				RPI 51-100				Team's RPI: 80				RPI 101+			
RPI	S	Opponent	Score	RPI	S	Opponent	Score	RPI	S	Opponent	Score	RPI	S	Opponent	Score	RPI	S	Opponent	Score
14	H	UCLA	77 86	31	A	Princeton	57 74					146	H	Pittsburgh	82 45	197	H	Xavier	92 54
												204	A	Detroit	88 61	234	H	Hartford	83 47
												236	H	USC Upstate	119 61	273	H	Oral Roberts	61 44
												276	H	Binghamton	90 62				
LAST 12 Division I GAMES:																			
146	H	Pittsburgh	82 45	14	H	UCLA	77 86	273	H	Oral Roberts	61 44	31	A	Princeton	57 74	234	H	Hartford	83 47
236	H	USC Upstate	119 61	197	H	Xavier	92 54	204	A	Detroit	88 61	276	H	Binghamton	90 62				

Non-Div I Games:

Michigan

Average RPI Win:	120	WON-LOST	WINNING	LAST 10	STRENGTH OF	OPP. STRENGTH	TEAM	ADJ.	CONF.	ADJ CONF.
Average RPI Loss:	56	RECORD	PCT. RANK	GAMES	SCHEDULE	OF SCHEDULE	RPI	RPI	RPI	RPI
DIV. I ONLY	7- 2	52	7- 2	31	35	24	24	2	2	
DIV. I NON-CONF.	7- 2	50	7- 2	34	35	24	24	2	2	
TOTALS	RPI 1-25	RPI 26-50	W-L RECORDS	RPI 51-100	RPI 101-150	RPI 150+				
7- 2	1- 1	1- 0	OVERALL	1- 1	1- 0	3- 0				
4- 1	1- 0	1- 0	HOME	1- 1	0- 0	1- 0				
2- 0	0- 0	0- 0	AWAY	0- 0	1- 0	1- 0				
1- 1	0- 1	0- 0	NEUTRAL	0- 0	0- 0	1- 0				
7- 2	1- 1	1- 0	NON-CONFERENCE	1- 1	1- 0	3- 0				
4- 1	1- 0	1- 0	HOME	1- 1	0- 0	1- 0				
2- 0	0- 0	0- 0	AWAY	0- 0	1- 0	1- 0				
1- 1	0- 1	0- 0	NEUTRAL	0- 0	0- 0	1- 0				
0- 0	0- 0	0- 0	CONFERENCE	0- 0	0- 0	0- 0				
0- 0	0- 0	0- 0	HOME	0- 0	0- 0	0- 0				
0- 0	0- 0	0- 0	AWAY	0- 0	0- 0	0- 0				
0- 0	0- 0	0- 0	NEUTRAL	0- 0	0- 0	0- 0				

RPI 1-25				RPI 26-50				RPI 51-100				RPI 101+			
RPI	S	Opponent	Score	RPI	S	Opponent	Score	RPI	S	Opponent	Score	RPI	S	Opponent	Score
7	H	Georgia	66 45	39	H	Idaho St.	79 60	68	H	Western Mich.	78 40	131	A	Davidson	73 44
17	N	Baylor	76 84					94	H	Louisville	78 85	161	N	Cincinnati	103 63
												199	H	Loyola Chicago	76 47
												238	A	Oakland	82 62
LAST 12 Division I GAMES:															
161	N	Cincinnati	103 63	238	A	Oakland	82 62	131	A	Davidson	73 44	199	H	Loyola Chicago	76 47
39	H	Idaho St.	79 60					94	H	Louisville	78 85	17	N	Baylor	76 84
7	H	Georgia	66 45												
68	H	Western Mich.	78 40												

Non-Div I Games:

Michigan St.



## Middle Tenn.

Through Games Of Dec. 13, 2015

Average RPI Win:	242	WON-LOST	WINNING	LAST 10	STRENGTH OF	OPP. STRENGTH	TEAM	ADJ.	CONF.	ADJ CONF.
Average RPI Loss:	77	RECORD	PCT. RANK	GAMES	SCHEDULE	OF SCHEDULE	RPI	RPI	RPI	RPI
DIV. I ONLY	4- 4	160	4- 4	81	194	121	121	11	11	
DIV. I NON-CONF.	4- 4	161	4- 4	87	200	122	122	11	11	
TOTALS	RPI 1-25	RPI 26-50	W-L RECORDS	RPI 51-100	RPI 101-150	RPI 150+				
4- 4	0- 1	0- 0	OVERALL	0- 2	0- 1	4- 0				
1- 2	0- 1	0- 0	HOME	0- 1	0- 0	1- 0				
3- 1	0- 0	0- 0	AWAY	0- 0	0- 0	3- 0				
0- 1	0- 0	0- 0	NEUTRAL	0- 0	0- 1	0- 0				
4- 4	0- 1	0- 0	NON-CONFERENCE	0- 2	0- 1	4- 0				
1- 2	0- 1	0- 0	HOME	0- 1	0- 0	1- 0				
3- 1	0- 0	0- 0	AWAY	0- 1	0- 0	3- 0				
0- 1	0- 0	0- 0	NEUTRAL	0- 0	0- 1	0- 0				
0- 0	0- 0	0- 0	CONFERENCE	0- 0	0- 0	0- 0				
0- 0	0- 0	0- 0	HOME	0- 0	0- 0	0- 0				
0- 0	0- 0	0- 0	AWAY	0- 0	0- 0	0- 0				
0- 0	0- 0	0- 0	NEUTRAL	0- 0	0- 0	0- 0				

RPI 1-25				RPI 26-50				RPI 51-100				RPI 101+				Team's RPI: 121							
RPI	S	Opponent	Score	RPI	S	Opponent	Score	RPI	S	Opponent	Score	RPI	S	Opponent	Score								
15	H	Kentucky	52 68					65	A	Central Mich.	59 81	134	N	Alabama	46 64								
								95	H	Virginia	66 70	195	H	Ole Miss	84 75								
												197	A	Xavier	62 53								
												262	A	Austin Peay	86 55								
												315	A	Nevada	90 46								
LAST 12 Division I GAMES:																							
15	H	Kentucky	52 68	262	A	Austin Peay	86 55	134	N	Alabama	46 64	195	H	Ole Miss	84 75	65	A	Central Mich.	59 81	95	H	Virginia	66 70
197	A	Xavier	62 53	315	A	Nevada	90 46																

Non-Div I Games:

Middle Tenn.

■ Loss, 
 ■ Non-Conf, 
 S Site, 
 ■ Home 
 ■ Away 
 N Neutral

Average RPI Win:	302	WON-LOST	WINNING	LAST 10	STRENGTH OF	OPP. STRENGTH	TEAM	ADJ.	CONF.	ADJ CONF.
Average RPI Loss:	38	RECORD	PCT. RANK	GAMES	SCHEDULE	OF SCHEDULE	RPI	RPI	RPI	RPI
DIV. I ONLY	4- 3	138	4- 3	129	255	101	101	10	10	
DIV. I NON-CONF.	4- 3	140	4- 3	136	255	103	103	10	10	
TOTALS	RPI 1-25	RPI 26-50	W-L RECORDS	RPI 51-100	RPI 101-150	RPI 150+				
4- 3	0- 2	0- 0	OVERALL	0- 1	0- 0	4- 0				
2- 0	0- 0	0- 0	HOME	0- 0	0- 0	2- 0				
1- 3	0- 2	0- 0	AWAY	0- 1	0- 0	1- 0				
1- 0	0- 0	0- 0	NEUTRAL	0- 0	0- 0	1- 0				
4- 3	0- 2	0- 0	NON-CONFERENCE	0- 1	0- 0	4- 0				
2- 0	0- 0	0- 0	HOME	0- 0	0- 0	2- 0				
1- 3	0- 2	0- 0	AWAY	0- 1	0- 0	1- 0				
1- 0	0- 0	0- 0	NEUTRAL	0- 0	0- 0	1- 0				
0- 0	0- 0	0- 0	CONFERENCE	0- 0	0- 0	0- 0				
0- 0	0- 0	0- 0	HOME	0- 0	0- 0	0- 0				
0- 0	0- 0	0- 0	AWAY	0- 0	0- 0	0- 0				
0- 0	0- 0	0- 0	NEUTRAL	0- 0	0- 0	0- 0				

RPI 1-25				RPI 26-50				RPI 51-100				RPI 101+ Team's RPI: 101			
RPI	S	Opponent	Score	RPI	S	Opponent	Score	RPI	S	Opponent	Score	RPI	S	Opponent	Score
10	A	Northwestern	44 69					81	A	Fla. Atlantic	67 71	278	N	La Salle	69 53
23	A	Miami (FL)	38 77									279	H	Northern Ill.	73 58
												317	H	UMKC	70 48
												333	A	Eastern Ill.	82 71
LAST 12 Division I GAMES:															
				</											

Non-Div I Games:

Milwaukee

■ Loss, 
 ■ Non-Conf, 
 ■ S Site, 
 ■ H Home 
 ■ A Away 
 N Neutral

## Minnesota

Through Games Of Dec. 13, 2015

Average RPI Win:	239	WON-LOST	WINNING	LAST 10	STRENGTH OF	OPP. STRENGTH	TEAM	ADJ.	CONF.	ADJ CONF.
Average RPI Loss:	39	RECORD	PCT. RANK	GAMES	SCHEDULE	OF SCHEDULE	RPI	RPI	RPI	RPI
DIV. I ONLY	6- 2	67	6- 2	174	143	87	87	2	2	
DIV. I NON-CONF.	6- 2	65	6- 2	181	146	88	88	2	2	
TOTALS	RPI 1-25	RPI 26-50	W-L RECORDS	RPI 51-100	RPI 101-150	RPI 150+				
6- 2	0- 1	0- 0	OVERALL	0- 1	1- 0	5- 0				
4- 0	0- 0	0- 0	HOME	0- 0	1- 0	3- 0				
1- 1	0- 1	0- 0	AWAY	0- 0	0- 0	1- 0				
1- 1	0- 0	0- 0	NEUTRAL	0- 1	0- 0	1- 0				
6- 2	0- 1	0- 0	NON-CONFERENCE	0- 1	1- 0	5- 0				
4- 0	0- 0	0- 0	HOME	0- 0	1- 0	3- 0				
1- 1	0- 1	0- 0	AWAY	0- 0	0- 0	1- 0				
1- 1	0- 0	0- 0	NEUTRAL	0- 1	0- 0	1- 0				
0- 0	0- 0	0- 0	CONFERENCE	0- 0	0- 0	0- 0				
0- 0	0- 0	0- 0	HOME	0- 0	0- 0	0- 0				
0- 0	0- 0	0- 0	AWAY	0- 0	0- 0	0- 0				
0- 0	0- 0	0- 0	NEUTRAL	0- 0	0- 0	0- 0				

RPI 1-25				RPI 26-50				RPI 51-100 Team's RPI: 87				RPI 101+			
RPI	S	Opponent	Score	RPI	S	Opponent	Score	RPI	S	Opponent	Score	RPI	S	Opponent	Score
5	A	Duke	64 84					72	N	Auburn	79 81	110	H	Maine	91 64
												165	N	Stetson	72 69
												218	H	Memphis	70 60
												297	H	Wofford	98 54
												306	H	Towson	105 86
												335	A	Kent St.	85 73
LAST 12 Division I GAMES:															
335	A	Kent St.	85 73	218	H	Memphis	70 60								
110	H	Maine	91 64	306	H	Towson	105 86								
297	H	Wofford	98 54	5	A	Duke	64 84								
				72	N	Auburn	79 81								
				165	N	Stetson	72 69								

Non-Div I Games:

Minnesota

■ Loss, 
 ■ Non-Conf, S Site, 
 ■ Home 
 ■ Away 
 N Neutral

Average RPI Win: 246		WON-LOST	WINNING	LAST 10	STRENGTH OF	OPP. STRENGTH	TEAM	ADJ.	CONF.	ADJ CONF.
Average RPI Loss: 21		RECORD	PCT. RANK	GAMES	SCHEDULE	OF SCHEDULE	RPI	RPI	RPI	RPI
DIV. I ONLY		7- 1	29	7- 1	333	120	148	148	4	4
DIV. I NON-CONF.		7- 1	29	7- 1	332	123	151	151	4	4
TOTALS	RPI 1-25	RPI 26-50		W-L RECORDS	RPI 51-100		RPI 101-150	RPI 150+		
7- 1	0- 1	0- 0		OVERALL	0- 0		0- 0	7- 0		
6- 0	0- 0	0- 0		HOME	0- 0		0- 0	6- 0		
1- 1	0- 1	0- 0		AWAY	0- 0		0- 0	1- 0		
0- 0	0- 0	0- 0		NEUTRAL	0- 0		0- 0	0- 0		
7- 1	0- 1	0- 0		NON-CONFERENCE	0- 0		0- 0	7- 0		
6- 0	0- 0	0- 0		HOME	0- 0		0- 0	6- 0		
1- 1	0- 1	0- 0		AWAY	0- 0		0- 0	1- 0		
0- 0	0- 0	0- 0		NEUTRAL	0- 0		0- 0	0- 0		
0- 0	0- 0	0- 0		CONFERENCE	0- 0		0- 0	0- 0		
0- 0	0- 0	0- 0		HOME	0- 0		0- 0	0- 0		
0- 0	0- 0	0- 0		AWAY	0- 0		0- 0	0- 0		
0- 0	0- 0	0- 0		NEUTRAL	0- 0		0- 0	0- 0		

RPI 1-25				RPI 26-50				RPI 51-100				RPI 101+ Team's RPI: 148			
RPI	S	Opponent	Score	RPI	S	Opponent	Score	RPI	S	Opponent	Score	RPI	S	Opponent	Score
21	A	Texas	47 53									177	H	Samford	68 47
												187	H	Tennessee St.	82 54
												202	H	Savannah St.	92 25
												229	A	Louisiana Tech	93 63
												283	H	Grambling	107 43
												298	H	Mississippi Val.	109 37
												348	H	Norfolk St.	92 34
LAST 12 Division I GAMES:															
				229	A	Louisiana Tech	93 63	202	H	Savannah St.	92 25				
				187	H	Tennessee St.	82 54	348	H	Norfolk St.	92 34				
				21	A	Texas	47 53	298	H	Mississippi Val.	109 37				
								283	H	Grambling	107 43				
								177	H	Samford	68 47				

Non-Div I Games:

Mississippi St.

■ Loss, ■ Non-Conf, S Site, H Home A Away N Neutral

Average RPI Win:	0	WON-LOST	WINNING	LAST 10	STRENGTH OF	OPP. STRENGTH	TEAM	ADJ.	CONF.	ADJ CONF.
Average RPI Loss:	183	RECORD	PCT. RANK	GAMES	SCHEDULE	OF SCHEDULE	RPI	RPI	RPI	RPI
DIV. I ONLY	0- 7	332	0- 7	53	348	298	298	30	30	
DIV. I NON-CONF.	0- 7	327	0- 7	56	348	301	301	30	30	
TOTALS	RPI 1-25	RPI 26-50	W-L RECORDS	RPI 51-100	RPI 101-150	RPI 150+				
0- 7	0- 0	0- 0	OVERALL	0- 0	0- 4	0- 3				
0- 0	0- 0	0- 0	HOME	0- 0	0- 0	0- 0				
0- 6	0- 0	0- 0	AWAY	0- 0	0- 4	0- 2				
0- 1	0- 0	0- 0	NEUTRAL	0- 0	0- 0	0- 1				
0- 7	0- 0	0- 0	NON-CONFERENCE	0- 0	0- 4	0- 3				
0- 0	0- 0	0- 0	HOME	0- 0	0- 0	0- 0				
0- 6	0- 0	0- 0	AWAY	0- 0	0- 4	0- 2				
0- 1	0- 0	0- 0	NEUTRAL	0- 0	0- 0	0- 1				
0- 0	0- 0	0- 0	CONFERENCE	0- 0	0- 0	0- 0				
0- 0	0- 0	0- 0	HOME	0- 0	0- 0	0- 0				
0- 0	0- 0	0- 0	AWAY	0- 0	0- 0	0- 0				
0- 0	0- 0	0- 0	NEUTRAL	0- 0	0- 0	0- 0				

RPI 1-25				RPI 26-50				RPI 51-100				RPI 101+				Team's RPI: 298	
RPI	S	Opponent	Score	RPI	S	Opponent	Score	RPI	S	Opponent	Score	RPI	S	Opponent	Score		
												124	A	Southern Miss.	55	71	
												134	A	Alabama	35	98	
												148	A	Mississippi St.	37	109	
												150	A	Vanderbilt	39	89	
												182	A	UAB	33	80	
												195	A	Ole Miss	61	97	
												345	N	Nicholls St.	54	63	
LAST 12 Division I GAMES:																	
				345	N	Nicholls St.	54	63	182	A	UAB	33	80				
				124	A	Southern Miss.	55	71									
				148	A	Mississippi St.	37	109									
				134	A	Alabama	35	98									
				150	A	Vanderbilt	39	89									
				195	A	Ole Miss	61	97									

Non-Div I Games: Blue Mountain 72 67

Mississippi Val.

Average RPI Win:	163	WON-LOST	WINNING	LAST 10	STRENGTH OF	OPP. STRENGTH	TEAM	ADJ.	CONF.	ADJ CONF.
Average RPI Loss:	0	RECORD	PCT. RANK	GAMES	SCHEDULE	OF SCHEDULE	RPI	RPI	RPI	RPI
DIV. I ONLY	10- 0	1	10- 0	163	54	19	19	4	4	
DIV. I NON-CONF.	10- 0	1	10- 0	167	53	19	19	4	4	
TOTALS	RPI 1-25		RPI 26-50	W-L RECORDS	RPI 51-100	RPI 101-150	RPI 150+			
10- 0	0- 0		0- 0	OVERALL	2- 0	1- 0	7- 0			
5- 0	0- 0		0- 0	HOME	0- 0	0- 0	5- 0			
4- 0	0- 0		0- 0	AWAY	2- 0	1- 0	1- 0			
1- 0	0- 0		0- 0	NEUTRAL	0- 0	0- 0	1- 0			
10- 0	0- 0		0- 0	NON-CONFERENCE	2- 0	1- 0	7- 0			
5- 0	0- 0		0- 0	HOME	0- 0	0- 0	5- 0			
4- 0	0- 0		0- 0	AWAY	2- 0	1- 0	1- 0			
1- 0	0- 0		0- 0	NEUTRAL	0- 0	0- 0	1- 0			
0- 0	0- 0		0- 0	CONFERENCE	0- 0	0- 0	0- 0			
0- 0	0- 0		0- 0	HOME	0- 0	0- 0	0- 0			
0- 0	0- 0		0- 0	AWAY	0- 0	0- 0	0- 0			
0- 0	0- 0		0- 0	NEUTRAL	0- 0	0- 0	0- 0			

RPI S	Opponent	Score	RPI S	Opponent	Score	RPI S	Opponent	Score	RPI S	Opponent	Score
						54	A St. Mary's (CA)	95 78	109	A Colorado	79 75
						96	A Missouri St.	71 55	153	H SIUE	75 46
									166	H Wake Forest	94 81
									167	N Northeastern	69 56
									169	H Southeast Mo. St.	74 32
									209	A Wichita St.	57 37
									231	H Ark.-Pine Bluff	85 34
									280	H Loyola Marymount	80 48
LAST 12 Division I GAMES:											
166	H Wake Forest	94 81	109	A Colorado	79 75	280	H Loyola Marymount	80 48	169	H Southeast Mo. St.	74 32
209	A Wichita St.	57 37	54	A St. Mary's (CA)	95 78	167	N Northeastern	69 56	231	H Ark.-Pine Bluff	85 34
231	H Ark.-Pine Bluff	85 34	167	N Northeastern	69 56	153	H SIUE	75 46	96	A Missouri St.	71 55

Non-Div I Games:

Missouri

Average RPI Win:	217	WON-LOST	WINNING	LAST 10	STRENGTH OF	OPP. STRENGTH	TEAM	ADJ.	CONF.	ADJ CONF.
Average RPI Loss:	51	RECORD	PCT. RANK	GAMES	SCHEDULE	OF SCHEDULE	RPI	RPI	RPI	RPI
DIV. I ONLY	5- 4	143	5- 4	63	131	96	96	15	15	
DIV. I NON-CONF.	5- 4	145	5- 4	66	134	98	98	15	15	
TOTALS	RPI 1-25	RPI 26-50	W-L RECORDS	RPI 51-100	RPI 101-150	RPI 150+				
5- 4	0- 2	0- 0	OVERALL	0- 1	0- 1	5- 0				
2- 2	0- 1	0- 0	HOME	0- 1	0- 0	2- 0				
2- 0	0- 0	0- 0	AWAY	0- 0	0- 0	2- 0				
1- 2	0- 1	0- 0	NEUTRAL	0- 0	0- 1	1- 0				
5- 4	0- 2	0- 0	NON-CONFERENCE	0- 1	0- 1	5- 0				
2- 2	0- 1	0- 0	HOME	0- 1	0- 0	2- 0				
2- 0	0- 0	0- 0	AWAY	0- 0	0- 0	2- 0				
1- 2	0- 1	0- 0	NEUTRAL	0- 0	0- 1	1- 0				
0- 0	0- 0	0- 0	CONFERENCE	0- 0	0- 0	0- 0				
0- 0	0- 0	0- 0	HOME	0- 0	0- 0	0- 0				
0- 0	0- 0	0- 0	AWAY	0- 0	0- 0	0- 0				
0- 0	0- 0	0- 0	NEUTRAL	0- 0	0- 0	0- 0				

RPI 1-25				RPI 26-50				RPI 51-100 Team's RPI: 96				RPI 101+			
RPI	S	Opponent	Score	RPI	S	Opponent	Score	RPI	S	Opponent	Score	RPI	S	Opponent	Score
2	N	Stanford	65 82					73	H	Oklahoma St.	55 74	110	N	Maine	65 69
19	H	Missouri	55 71									157	H	Eastern Ky.	87 63
												195	A	Ole Miss	91 78
												212	N	Marist	77 45
												249	A	Arkansas	69 54
												273	H	Oral Roberts	72 64
LAST 12 Division I GAMES:															
273	H	Oral Roberts	72 64	249	A	Arkansas	69 54								
157	H	Eastern Ky.	87 63	212	N	Marist	77 45								
19	H	Missouri	55 71	110	N	Maine	65 69								
				2	N	Stanford	65 82								
				73	H	Oklahoma St.	55 74								
				195	A	Ole Miss	91 78								

Non-Div I Games: MidAmerica Naz. 88 61

Missouri St.

Average RPI Win: 318		WON-LOST	WINNING	LAST 10	STRENGTH OF	OPP. STRENGTH	TEAM	ADJ.	CONF.	ADJ CONF.
Average RPI Loss: 161		RECORD	PCT. RANK	GAMES	SCHEDULE	OF SCHEDULE	RPI	RPI	RPI	RPI
DIV. I ONLY		2- 6	261	2- 6	277	237	305	305	28	28
DIV. I NON-CONF.		1- 5	293	1- 5	225	198	282	282	25	25
TOTALS	RPI 1-25		RPI 26-50		W-L RECORDS		RPI 51-100		RPI 101-150	RPI 150+
2- 6	0- 0		0- 1		OVERALL	0- 0		0- 2		2- 3
1- 3	0- 0		0- 0		HOME	0- 0		0- 2		1- 1
1- 3	0- 0		0- 1		AWAY	0- 0		0- 0		1- 2
0- 0	0- 0		0- 0		NEUTRAL	0- 0		0- 0		0- 0
1- 5	0- 0		0- 1		NON-CONFERENCE	0- 0		0- 2		1- 2
0- 2	0- 0		0- 0		HOME	0- 0		0- 2		0- 0
1- 3	0- 0		0- 1		AWAY	0- 0		0- 0		1- 2
0- 0	0- 0		0- 0		NEUTRAL	0- 0		0- 0		0- 0
1- 1	0- 0		0- 0		CONFERENCE	0- 0		0- 0		1- 1
1- 1	0- 0		0- 0		HOME	0- 0		0- 0		1- 1
0- 0	0- 0		0- 0		AWAY	0- 0		0- 0		0- 0
0- 0	0- 0		0- 0		NEUTRAL	0- 0		0- 0		0- 0

RPI 1-25				RPI 26-50				RPI 51-100				RPI 101+				Team's RPI: 305	
RPI	S	Opponent	Score	RPI	S	Opponent	Score	RPI	S	Opponent	Score	RPI	S	Opponent	Score		
				31	A	Princeton	70 81					141	H	Robert Morris	47 60		
												145	H	Eastern Mich.	68 78		
												188	A	Providence	59 71		
												208	A	Lehigh	88 95		
												250	H	Siena	63 69		
												307	A	Colgate	86 80		
												329	H	Niagara	83 60		
LAST 12 Division I GAMES:																	
				145	H	Eastern Mich.	68 78	307	A	Colgate	86 80						
				31	A	Princeton	70 81	141	H	Robert Morris	47 60						
				329	H	Niagara	83 60	208	A	Lehigh	88 95						
				250	H	Siena	63 69										
				188	A	Providence	59 71										

Non-Div I Games:

Monmouth

■ Loss, ■ Non-Conf, S Site, H Home A Away N Neutral



Average RPI Win:	221	WON-LOST	WINNING	LAST 10	STRENGTH OF	OPP. STRENGTH	TEAM	ADJ.	CONF.	ADJ CONF.
Average RPI Loss:	151	RECORD	PCT. RANK	GAMES	SCHEDULE	OF SCHEDULE	RPI	RPI	RPI	RPI
DIV. I ONLY	4- 4	160	4- 4	240	204	215	215	16	16	
DIV. I NON-CONF.	4- 4	161	4- 4	245	209	218	218	16	16	
TOTALS	RPI 1-25	RPI 26-50	W-L RECORDS	RPI 51-100	RPI 101-150	RPI 150+				
4- 4	0- 0	0- 0	OVERALL	0- 1	1- 0	3- 3				
3- 1	0- 0	0- 0	HOME	0- 0	1- 0	2- 1				
0- 3	0- 0	0- 0	AWAY	0- 1	0- 0	0- 2				
1- 0	0- 0	0- 0	NEUTRAL	0- 0	0- 0	1- 0				
4- 4	0- 0	0- 0	NON-CONFERENCE	0- 1	1- 0	3- 3				
3- 1	0- 0	0- 0	HOME	0- 0	1- 0	2- 1				
0- 3	0- 0	0- 0	AWAY	0- 1	0- 0	0- 2				
1- 0	0- 0	0- 0	NEUTRAL	0- 0	0- 0	1- 0				
0- 0	0- 0	0- 0	CONFERENCE	0- 0	0- 0	0- 0				
0- 0	0- 0	0- 0	HOME	0- 0	0- 0	0- 0				
0- 0	0- 0	0- 0	AWAY	0- 0	0- 0	0- 0				
0- 0	0- 0	0- 0	NEUTRAL	0- 0	0- 0	0- 0				

RPI S	Opponent	Score	RPI S	Opponent	Score	RPI S	Opponent	Score	RPI S	Opponent	Score
						53 A	Colorado St.	43 75	130 H	Pacific	64 54
									163 H	Seattle	44 58
									179 A	Wyoming	61 68
									198 N	Drexel	58 50
									208 A	Lehigh	53 80
									240 H	Portland	90 67
									316 H	Cal St. Fullerton	86 51
LAST 12 Division I GAMES:											
198 N	Drexel	58 50	179 A	Wyoming	61 68						
208 A	Lehigh	53 80	53 A	Colorado St.	43 75						
240 H	Portland	90 67	316 H	Cal St. Fullerton	86 51						
130 H	Pacific	64 54									
163 H	Seattle	44 58									

Non-Div I Games: Mont. St.-Northern 80 32

Montana

Average RPI Win:	263	WON-LOST	WINNING	LAST 10	STRENGTH OF	OPP. STRENGTH	TEAM	ADJ.	CONF.	ADJ CONF.
Average RPI Loss:	93	RECORD	PCT. RANK	GAMES	SCHEDULE	OF SCHEDULE	RPI	RPI	RPI	RPI
DIV. I ONLY	5- 3	119	5- 3	309	99	192	192	16	16	
DIV. I NON-CONF.	5- 3	119	5- 3	311	100	194	194	16	16	
TOTALS	RPI 1-25	RPI 26-50	W-L RECORDS	RPI 51-100	RPI 101-150	RPI 150+				
5- 3	0- 0	0- 0	OVERALL	0- 2	0- 1	5- 0				
2- 1	0- 0	0- 0	HOME	0- 0	0- 1	2- 0				
2- 2	0- 0	0- 0	AWAY	0- 2	0- 0	2- 0				
1- 0	0- 0	0- 0	NEUTRAL	0- 0	0- 0	1- 0				
5- 3	0- 0	0- 0	NON-CONFERENCE	0- 2	0- 1	5- 0				
2- 1	0- 0	0- 0	HOME	0- 0	0- 1	2- 0				
2- 2	0- 0	0- 0	AWAY	0- 2	0- 0	2- 0				
1- 0	0- 0	0- 0	NEUTRAL	0- 0	0- 0	1- 0				
0- 0	0- 0	0- 0	CONFERENCE	0- 0	0- 0	0- 0				
0- 0	0- 0	0- 0	HOME	0- 0	0- 0	0- 0				
0- 0	0- 0	0- 0	AWAY	0- 0	0- 0	0- 0				
0- 0	0- 0	0- 0	NEUTRAL	0- 0	0- 0	0- 0				

RPI S	Opponent	Score	RPI S	Opponent	Score	RPI S	Opponent	Score	RPI S	Opponent	Score	Team's RPI: 192
76	A Gonzaga	52 65	83	A Cal Poly	57 66	119	H San Diego	49 62	163	A Seattle	80 51	
						240	H Portland	86 57	281	N Evansville	81 55	
						315	A Nevada	66 53	316	H Cal St. Fullerton	89 66	
LAST 12 Division I GAMES:												
76	A Gonzaga	52 65	316	H Cal St. Fullerton	89 66	83	A Cal Poly	57 66	281	N Evansville	81 55	
163	A Seattle	80 51	119	H San Diego	49 62	240	H Portland	86 57	315	A Nevada	66 53	

Non-Div I Games:

Montana St.

Average RPI Win: 298		WON-LOST	WINNING	LAST 10	STRENGTH OF	OPP. STRENGTH	TEAM	ADJ.	CONF.	ADJ CONF.
Average RPI Loss: 149		RECORD	PCT. RANK	GAMES	SCHEDULE	OF SCHEDULE	RPI	RPI	RPI	RPI
DIV. I ONLY		2- 6	261	2- 6	102	300	191	191	21	21
DIV. I NON-CONF.		2- 6	258	2- 6	109	297	193	193	21	21
TOTALS	RPI 1-25		RPI 26-50		W-L RECORDS	RPI 51-100	RPI 101-150		RPI 150+	
2- 6	0- 1		0- 0		OVERALL	0- 1	0- 1		2- 3	
0- 1	0- 0		0- 0		HOME	0- 0	0- 1		0- 0	
2- 5	0- 0		0- 0		AWAY	0- 0	0- 0		2- 0	
0- 0	0- 0		0- 0		NEUTRAL	0- 0	0- 0		0- 0	
2- 6	0- 1		0- 0		NON-CONFERENCE	0- 1	0- 1		2- 3	
0- 1	0- 0		0- 0		HOME	0- 0	0- 1		0- 0	
2- 5	0- 1		0- 0		AWAY	0- 1	0- 0		2- 3	
0- 0	0- 0		0- 0		NEUTRAL	0- 0	0- 0		0- 0	
0- 0	0- 0		0- 0		CONFERENCE	0- 0	0- 0		0- 0	
0- 0	0- 0		0- 0		HOME	0- 0	0- 0		0- 0	
0- 0	0- 0		0- 0		AWAY	0- 0	0- 0		0- 0	
0- 0	0- 0		0- 0		NEUTRAL	0- 0	0- 0		0- 0	

RPI 1-25				RPI 26-50				RPI 51-100				RPI 101+				Team's RPI: 191	
RPI	S	Opponent	Score	RPI	S	Opponent	Score	RPI	S	Opponent	Score	RPI	S	Opponent	Score		
15	A	Kentucky	57 112					66	A	West Virginia	56 94	136	H	Marshall	101 104		
												152	A	Southern Ill.	69 102		
												259	A	Chicago St.	71 75		
												263	A	Miami (OH)	57 59		
												268	A	Georgia St.	99 90		
												327	A	Lipscomb	92 77		
LAST 12 Division I GAMES:																	
152	A	Southern Ill.	69 102	268	A	Georgia St.	99 90										
327	A	Lipscomb	92 77	15	A	Kentucky	57 112										
66	A	West Virginia	56 94	136	H	Marshall	101 104										
263	A	Miami (OH)	57 59														
259	A	Chicago St.	71 75														

Non-Div I Games:	Ky. Christian	121	91	Mt. St. Joseph	117	53
------------------	---------------	-----	----	----------------	-----	----

Morehead St.

Loss, Non-Conf, S Site, H Home A Away N Neutral

RPI 1-25				RPI 26-50				RPI 51-100				RPI 101+			
RPI	S	Opponent	Score	RPI	S	Opponent	Score	RPI	S	Opponent	Score	RPI	S	Opponent	Score
								53	N	Colorado St.	36 54	120	A	James Madison	31 92
								59	A	Syracuse	61 90	138	A	Brown	45 72
								67	A	Virginia Tech	33 73	141	A	Robert Morris	44 76
												162	H	Hampton	51 65
												235	H	UMBC	46 65
												250	N	Siena	46 69
												348	H	Norfolk St.	67 58
LAST 12 Division I GAMES:															
				348	H	Norfolk St.	67 58	235	H	UMBC	46 65				
				141	A	Robert Morris	44 76	67	A	Virginia Tech	33 73				
				250	N	Siena	46 69	162	H	Hampton	51 65				
				53	N	Colorado St.	36 54	120	A	James Madison	31 92				
				59	A	Syracuse	61 90								
				138	A	Brown	45 72								

Morgan St.

Page 180

Average RPI Win:	283	WON-LOST	WINNING	LAST 10	STRENGTH OF	OPP. STRENGTH	TEAM	ADJ.	CONF.	ADJ CONF.
Average RPI Loss:	193	RECORD	PCT. RANK	GAMES	SCHEDULE	OF SCHEDULE	RPI	RPI	RPI	RPI
DIV. I ONLY	2- 7	283	2- 7	285	286	299	299	32	32	
DIV. I NON-CONF.	2- 7	279	2- 7	286	286	302	302	32	32	
TOTALS	RPI 1-25	RPI 26-50	W-L RECORDS	RPI 51-100	RPI 101-150	RPI 150+				
2- 7	0- 0	0- 0	OVERALL	0- 0	0- 2	2- 5				
0- 3	0- 0	0- 0	HOME	0- 0	0- 0	0- 3				
2- 4	0- 0	0- 0	AWAY	0- 0	0- 0	2- 0				
0- 0	0- 0	0- 0	NEUTRAL	0- 0	0- 0	0- 0				
2- 7	0- 0	0- 0	NON-CONFERENCE	0- 0	0- 2	2- 5				
0- 3	0- 0	0- 0	HOME	0- 0	0- 0	0- 3				
2- 4	0- 0	0- 0	AWAY	0- 0	0- 2	2- 2				
0- 0	0- 0	0- 0	NEUTRAL	0- 0	0- 0	0- 0				
0- 0	0- 0	0- 0	CONFERENCE	0- 0	0- 0	0- 0				
0- 0	0- 0	0- 0	HOME	0- 0	0- 0	0- 0				
0- 0	0- 0	0- 0	AWAY	0- 0	0- 0	0- 0				
0- 0	0- 0	0- 0	NEUTRAL	0- 0	0- 0	0- 0				

RPI 1-25			RPI 26-50			RPI 51-100			RPI 101+			Team's RPI: 299
RPI	S	Opponent	Score	RPI	S	Opponent	Score	RPI	S	Opponent	Score	
								146	A	Pittsburgh	57	74
								149	A	Bucknell	45	71
								151	A	Coppin St.	55	66
								176	A	Campbell	53	62
								186	H	William & Mary	74	76
								265	A	UMES	57	50
								271	H	Loyola Maryland	63	65
								274	H	Howard	49	62
								300	A	Delaware St.	54	41
LAST 12 Division I GAMES:												
149	A	Bucknell	45	71	274	H	Howard	49	62			
176	A	Campbell	53	62	146	A	Pittsburgh	57	74			
300	A	Delaware St.	54	41	271	H	Loyola Maryland	63	65			
186	H	William & Mary	74	76	265	A	UMES	57	50			
					151	A	Coppin St.	55	66			

Non-Div I Games:

Mt. St. Mary's

Average RPI Win: 292		WON-LOST	WINNING	LAST 10	STRENGTH OF	OPP. STRENGTH	TEAM	ADJ.	CONF.	ADJ CONF.
Average RPI Loss: 203		RECORD	PCT. RANK	GAMES	SCHEDULE	OF SCHEDULE	RPI	RPI	RPI	RPI
DIV. I ONLY		2- 5	247	2- 5	341	224	326	326	21	21
DIV. I NON-CONF.		2- 5	242	2- 5	341	225	328	328	21	21
TOTALS	RPI 1-25		RPI 26-50		W-L RECORDS		RPI 51-100		RPI 101-150	RPI 150+
2- 5	0- 0		0- 0		OVERALL		0- 0		0- 2	2- 3
0- 2	0- 0		0- 0		HOME		0- 0		0- 1	0- 1
2- 3	0- 0		0- 0		AWAY		0- 0		0- 1	2- 2
0- 0	0- 0		0- 0		NEUTRAL		0- 0		0- 0	0- 0
2- 5	0- 0		0- 0		NON-CONFERENCE		0- 0		0- 2	2- 3
0- 2	0- 0		0- 0		HOME		0- 0		0- 1	0- 1
2- 3	0- 0		0- 0		AWAY		0- 0		0- 1	2- 2
0- 0	0- 0		0- 0		NEUTRAL		0- 0		0- 0	0- 0
0- 0	0- 0		0- 0		CONFERENCE		0- 0		0- 0	0- 0
0- 0	0- 0		0- 0		HOME		0- 0		0- 0	0- 0
0- 0	0- 0		0- 0		AWAY		0- 0		0- 0	0- 0
0- 0	0- 0		0- 0		NEUTRAL		0- 0		0- 0	0- 0

RPI 1-25				RPI 26-50				RPI 51-100				RPI 101+ Team's RPI: 326			
RPI	S	Opponent	Score	RPI	S	Opponent	Score	RPI	S	Opponent	Score	RPI	S	Opponent	Score
												108	A	Central Ark.	40 50
												108	H	Central Ark.	51 61
												152	H	Southern Ill.	57 70
												281	A	Evansville	73 54
												303	A	Alabama A&M	76 59
												320	A	Illinois St.	76 81
												327	A	Lipscomb	85 93
LAST 12 Division I GAMES:															
				281	A	Evansville	73 54	108	A	Central Ark.	40 50				
				152	H	Southern Ill.	57 70	327	A	Lipscomb	85 93				
								108	H	Central Ark.	51 61				
								320	A	Illinois St.	76 81				
								303	A	Alabama A&M	76 59				

Non-Div I Games:	Oakland City	91	75
------------------	--------------	----	----

Murray St.

■ Loss, ■ Non-Conf, S Site, H Home A Away N Neutral

Average RPI Win:	<b>292</b>	WON-LOST	WINNING	LAST 10	STRENGTH OF	OPP. STRENGTH	TEAM	ADJ.	CONF.	ADJ CONF.
Average RPI Loss:	<b>137</b>	RECORD	PCT. RANK	GAMES	SCHEDULE	OF SCHEDULE	RPI	RPI	RPI	RPI
DIV. I ONLY	<b>2- 6</b>	<b>261</b>	<b>2- 6</b>	<b>200</b>	<b>199</b>	<b>272</b>	<b>272</b>	<b>31</b>	<b>31</b>	
DIV. I NON-CONF.	<b>1- 5</b>	<b>293</b>	<b>1- 5</b>	<b>74</b>	<b>199</b>	<b>216</b>	<b>216</b>	<b>31</b>	<b>31</b>	
TOTALS	RPI 1-25	RPI 26-50	W-L RECORDS	RPI 51-100	RPI 101-150	RPI 150+				
2- 6	0- 1	0- 1	OVERALL	0- 0	0- 1	2- 3				
1- 2	0- 0	0- 0	HOME	0- 0	0- 1	1- 1				
0- 3	0- 1	0- 0	AWAY	0- 0	0- 0	0- 2				
1- 1	0- 0	0- 1	NEUTRAL	0- 0	0- 0	1- 0				
1- 5	0- 1	0- 1	NON-CONFERENCE	0- 0	0- 1	1- 2				
0- 1	0- 0	0- 0	HOME	0- 0	0- 1	0- 0				
0- 3	0- 1	0- 0	AWAY	0- 0	0- 0	0- 2				
1- 1	0- 0	0- 1	NEUTRAL	0- 0	0- 0	1- 0				
1- 1	0- 0	0- 0	CONFERENCE	0- 0	0- 0	1- 1				
1- 1	0- 0	0- 0	HOME	0- 0	0- 0	1- 1				
0- 0	0- 0	0- 0	AWAY	0- 0	0- 0	0- 0				
0- 0	0- 0	0- 0	NEUTRAL	0- 0	0- 0	0- 0				

RPI 1-25				RPI 26-50				RPI 51-100				RPI 101+ Team's RPI: 272			
RPI	S	Opponent	Score	RPI	S	Opponent	Score	RPI	S	Opponent	Score	RPI	S	Opponent	Score
18	A	Ohio St.	56 <b>89</b>	44	N	Duquesne	67 <b>81</b>					114	H	FGCU	36 <b>60</b>
												176	A	Campbell	55 <b>56</b>
												203	A	Navy	48 <b>52</b>
												265	H	UMES	50 <b>56</b>
												274	H	Howard	88 70
												309	N	Southern Utah	78 65
LAST 12 Division I GAMES:															
265	H	UMES	50 <b>56</b>	18	A	Ohio St.	56 <b>89</b>					114	H	FGCU	36 <b>60</b>
274	H	Howard	88 70												
309	N	Southern Utah	78 65												
44	N	Duquesne	67 <b>81</b>												
203	A	Navy	48 <b>52</b>												
176	A	Campbell	55 <b>56</b>												

Non-Div I Games: North Greenville 64 37

N.C. A&amp;T

Average RPI Win:	265	WON-LOST	WINNING	LAST 10	STRENGTH OF	OPP. STRENGTH	TEAM	ADJ.	CONF.	ADJ CONF.
Average RPI Loss:	192	RECORD	PCT. RANK	GAMES	SCHEDULE	OF SCHEDULE	RPI	RPI	RPI	RPI
DIV. I ONLY	1- 6	306	1- 6	313	239	343	343	31	31	
DIV. I NON-CONF.	0- 5	327	0- 5	243	249	336	336	31	31	
TOTALS	RPI 1-25	RPI 26-50	W-L RECORDS	RPI 51-100	RPI 101-150	RPI 150+				
1- 6	0- 0	0- 0	OVERALL	0- 2	0- 0	1- 4				
1- 2	0- 0	0- 0	HOME	0- 0	0- 0	1- 2				
0- 4	0- 0	0- 0	AWAY	0- 2	0- 0	0- 2				
0- 0	0- 0	0- 0	NEUTRAL	0- 0	0- 0	0- 0				
0- 5	0- 0	0- 0	NON-CONFERENCE	0- 2	0- 0	0- 3				
0- 1	0- 0	0- 0	HOME	0- 0	0- 0	0- 1				
0- 4	0- 0	0- 0	AWAY	0- 2	0- 0	0- 2				
0- 0	0- 0	0- 0	NEUTRAL	0- 0	0- 0	0- 0				
1- 1	0- 0	0- 0	CONFERENCE	0- 0	0- 0	1- 1				
1- 1	0- 0	0- 0	HOME	0- 0	0- 0	1- 1				
0- 0	0- 0	0- 0	AWAY	0- 0	0- 0	0- 0				
0- 0	0- 0	0- 0	NEUTRAL	0- 0	0- 0	0- 0				

RPI 1-25				RPI 26-50				RPI 51-100				RPI 101+				Team's RPI: 343	
RPI	S	Opponent	Score	RPI	S	Opponent	Score	RPI	S	Opponent	Score	RPI	S	Opponent	Score		
								58	A	Charlotte	52	67	176	H	Campbell	48	57
								98	A	Nebraska	47	88	214	A	Winthrop	39	62
													265	H	UMES	49	46
													274	H	Howard	61	68
													332	A	Longwood	49	60
LAST 12 Division I GAMES:																	
				98	A	Nebraska	47	88	274	H	Howard	61	68				
				176	H	Campbell	48	57	265	H	UMES	49	46				
									58	A	Charlotte	52	67				
									214	A	Winthrop	39	62				
									332	A	Longwood	49	60				

Non-Div I Games:

N.C. Central



Average RPI Win:	330	WON-LOST	WINNING	LAST 10	STRENGTH OF	OPP. STRENGTH	TEAM	ADJ.	CONF.	ADJ CONF.
Average RPI Loss:	183	RECORD	PCT. RANK	GAMES	SCHEDULE	OF SCHEDULE	RPI	RPI	RPI	RPI
DIV. I ONLY	1- 6	306	1- 6	167	337	282	282	29	29	
DIV. I NON-CONF.	1- 6	302	1- 6	173	337	286	286	29	29	
TOTALS	RPI 1-25	RPI 26-50	W-L RECORDS	RPI 51-100	RPI 101-150	RPI 150+				
1- 6	0- 0	0- 0	OVERALL	0- 2	0- 1	1- 3				
0- 2	0- 0	0- 0	HOME	0- 1	0- 0	0- 1				
1- 4	0- 0	0- 0	AWAY	0- 1	0- 1	1- 2				
0- 0	0- 0	0- 0	NEUTRAL	0- 0	0- 0	0- 0				
1- 6	0- 0	0- 0	NON-CONFERENCE	0- 2	0- 1	1- 3				
0- 2	0- 0	0- 0	HOME	0- 1	0- 0	0- 1				
1- 4	0- 0	0- 0	AWAY	0- 1	0- 1	1- 2				
0- 0	0- 0	0- 0	NEUTRAL	0- 0	0- 0	0- 0				
0- 0	0- 0	0- 0	CONFERENCE	0- 0	0- 0	0- 0				
0- 0	0- 0	0- 0	HOME	0- 0	0- 0	0- 0				
0- 0	0- 0	0- 0	AWAY	0- 0	0- 0	0- 0				
0- 0	0- 0	0- 0	NEUTRAL	0- 0	0- 0	0- 0				

RPI 1-25				RPI 26-50				RPI 51-100				RPI 101+				Team's RPI: 282	
RPI	S	Opponent	Score	RPI	S	Opponent	Score	RPI	S	Opponent	Score	RPI	S	Opponent	Score		
								56	H	Army West Point	35	71	136	A	Marshall	50	63
								95	A	Virginia	54	81	208	H	Lehigh	47	75
													276	A	Binghamton	50	54
													325	A	Wagner	53	76
													330	A	LIU Brooklyn	53	44
LAST 12 Division I GAMES:																	
				56	H	Army West Point	35	71	136	A	Marshall	50	63				
				330	A	LIU Brooklyn	53	44	208	H	Lehigh	47	75				
				95	A	Virginia	54	81	276	A	Binghamton	50	54				
				325	A	Wagner	53	76									

Non-Div I Games: St. Joseph (VT) 71 50 St. Joseph's (Brkln) 78 41

NJIT

Average RPI Win:	236	WON-LOST	WINNING	LAST 10	STRENGTH OF	OPP. STRENGTH	TEAM	ADJ.	CONF.	ADJ CONF.
Average RPI Loss:	140	RECORD	PCT. RANK	GAMES	SCHEDULE	OF SCHEDULE	RPI	RPI	RPI	RPI
DIV. I ONLY	4- 5	177	4- 5	151	288	203	203	26	26	
DIV. I NON-CONF.	4- 5	180	4- 5	155	289	204	204	27	27	
TOTALS	RPI 1-25	RPI 26-50	W-L RECORDS	RPI 51-100	RPI 101-150	RPI 150+				
4- 5	0- 0	0- 1	OVERALL	1- 2	0- 0	3- 2				
3- 2	0- 0	0- 0	HOME	1- 1	0- 0	2- 1				
1- 3	0- 0	0- 1	AWAY	0- 1	0- 0	1- 1				
0- 0	0- 0	0- 0	NEUTRAL	0- 0	0- 0	0- 0				
4- 5	0- 0	0- 1	NON-CONFERENCE	1- 2	0- 0	3- 2				
3- 2	0- 0	0- 0	HOME	1- 1	0- 0	2- 1				
1- 3	0- 0	0- 1	AWAY	0- 1	0- 0	1- 1				
0- 0	0- 0	0- 0	NEUTRAL	0- 0	0- 0	0- 0				
0- 0	0- 0	0- 0	CONFERENCE	0- 0	0- 0	0- 0				
0- 0	0- 0	0- 0	HOME	0- 0	0- 0	0- 0				
0- 0	0- 0	0- 0	AWAY	0- 0	0- 0	0- 0				
0- 0	0- 0	0- 0	NEUTRAL	0- 0	0- 0	0- 0				

RPI 1-25				RPI 26-50				RPI 51-100				RPI 101+ Team's RPI: 203			
RPI	S	Opponent	Score	RPI	S	Opponent	Score	RPI	S	Opponent	Score	RPI	S	Opponent	Score
				43	A	Penn	43 57	53	H	Colorado St.	73 82	196	A	Kansas	54 61
								77	A	Hofstra	63 65	250	H	Siena	59 58
								78	H	Elon	73 70	272	H	N.C. A&T	52 48
												330	H	LIU Brooklyn	66 68
												342	A	Saint Peter's	50 39
LAST 12 Division I GAMES:															
				53	H	Colorado St.	73 82	196	A	Kansas	54 61				
				250	H	Siena	59 58	43	A	Penn	43 57				
				78	H	Elon	73 70	330	H	LIU Brooklyn	66 68				
				272	H	N.C. A&T	52 48								
				342	A	Saint Peter's	50 39								
				77	A	Hofstra	63 65								

Non-Div I Games: Johns Hopkins 77 45

Navy

Average RPI Win:	207	WON-LOST	WINNING	LAST 10	STRENGTH OF	OPP. STRENGTH	TEAM	ADJ.	CONF.	ADJ CONF.
Average RPI Loss:	27	RECORD	PCT. RANK	GAMES	SCHEDULE	OF SCHEDULE	RPI	RPI	RPI	RPI
DIV. I ONLY	7- 2	52	7- 2	267	11	98	98	2	2	
DIV. I NON-CONF.	7- 2	50	7- 2	271	11	100	100	2	2	
TOTALS	RPI 1-25	RPI 26-50	W-L RECORDS	RPI 51-100	RPI 101-150	RPI 150+				
7- 2	0- 1	0- 0	OVERALL	1- 1	1- 0	5- 0				
7- 0	0- 0	0- 0	HOME	1- 0	1- 0	5- 0				
0- 2	0- 1	0- 0	AWAY	0- 1	0- 0	0- 0				
0- 0	0- 0	0- 0	NEUTRAL	0- 0	0- 0	0- 0				
7- 2	0- 1	0- 0	NON-CONFERENCE	1- 1	1- 0	5- 0				
7- 0	0- 0	0- 0	HOME	1- 0	1- 0	5- 0				
0- 2	0- 1	0- 0	AWAY	0- 1	0- 0	0- 0				
0- 0	0- 0	0- 0	NEUTRAL	0- 0	0- 0	0- 0				
0- 0	0- 0	0- 0	CONFERENCE	0- 0	0- 0	0- 0				
0- 0	0- 0	0- 0	HOME	0- 0	0- 0	0- 0				
0- 0	0- 0	0- 0	AWAY	0- 0	0- 0	0- 0				
0- 0	0- 0	0- 0	NEUTRAL	0- 0	0- 0	0- 0				

RPI 1-25				RPI 26-50				RPI 51-100				RPI 101+			
RPI	S	Opponent	Score	RPI	S	Opponent	Score	RPI	S	Opponent	Score	RPI	S	Opponent	Score
1	A	UConn	46 88					52	A	California	80 87	128	H	Creighton	65 63
								57	H	North Carolina St.	88 67	168	H	Southern U.	89 38
												231	H	Ark.-Pine Bluff	96 46
												241	H	North Florida	91 46
												281	H	Evansville	85 40
												343	H	N.C. Central	88 47
LAST 12 Division I GAMES:															
343	H	N.C. Central	88 47	52	A	California	80 87	281	H	Evansville	85 40	128	H	Creighton	65 63
241	H	North Florida	91 46					57	H	North Carolina St.	88 67				
231	H	Ark.-Pine Bluff	96 46					1	A	UConn	46 88				
								168	H	Southern U.	89 38				

Non-Div I Games:

Nebraska

Average RPI Win:	0	WON-LOST	WINNING	LAST 10	STRENGTH OF	OPP. STRENGTH	TEAM	ADJ.	CONF.	ADJ CONF.
Average RPI Loss:	166	RECORD	PCT. RANK	GAMES	SCHEDULE	OF SCHEDULE	RPI	RPI	RPI	RPI
DIV. I ONLY	0- 8	332	0- 8	134	301	315	315	18	18	
DIV. I NON-CONF.	0- 8	327	0- 8	141	298	314	314	18	18	
TOTALS	RPI 1-25	RPI 26-50	W-L RECORDS	RPI 51-100	RPI 101-150	RPI 150+				
0- 8	0- 0	0- 0	OVERALL	0- 1	0- 3	0- 4				
0- 5	0- 0	0- 0	HOME	0- 0	0- 3	0- 2				
0- 1	0- 0	0- 0	AWAY	0- 0	0- 0	0- 1				
0- 2	0- 0	0- 0	NEUTRAL	0- 1	0- 0	0- 1				
0- 8	0- 0	0- 0	NON-CONFERENCE	0- 1	0- 3	0- 4				
0- 5	0- 0	0- 0	HOME	0- 0	0- 3	0- 2				
0- 1	0- 0	0- 0	AWAY	0- 0	0- 0	0- 1				
0- 2	0- 0	0- 0	NEUTRAL	0- 1	0- 0	0- 1				
0- 0	0- 0	0- 0	CONFERENCE	0- 0	0- 0	0- 0				
0- 0	0- 0	0- 0	HOME	0- 0	0- 0	0- 0				
0- 0	0- 0	0- 0	AWAY	0- 0	0- 0	0- 0				
0- 0	0- 0	0- 0	NEUTRAL	0- 0	0- 0	0- 0				

N  
e  
v  
a  
d  
aN  
e  
v  
a  
d  
a

RPI 1-25				RPI 26-50				RPI 51-100				RPI 101+				Team's RPI: 315	
RPI	S	Opponent	Score	RPI	S	Opponent	Score	RPI	S	Opponent	Score	RPI	S	Opponent	Score		
								62	N	Washington St.	57	70	106	H	San Francisco	62	70
													119	H	San Diego	47	84
													121	H	Middle Tenn.	46	90
													172	H	Utah Valley	65	73
													192	H	Montana St.	53	66
													275	A	UC Irvine	64	68
													280	N	Loyola Marymount	58	69
LAST 12 Division I GAMES:																	
				275	A	UC Irvine	64	68				172	H	Utah Valley	65	73	
				106	H	San Francisco	62	70				280	N	Loyola Marymount	58	69	
				121	H	Middle Tenn.	46	90				62	N	Washington St.	57	70	
												192	H	Montana St.	53	66	
												119	H	San Diego	47	84	

Non-Div I Games: San Fran. St. 57 51

Nevada

Average RPI Win: 296		WON-LOST	WINNING	LAST 10	STRENGTH OF	OPP. STRENGTH	TEAM	ADJ.	CONF.	ADJ CONF.
Average RPI Loss: 124		RECORD	PCT. RANK	GAMES	SCHEDULE	OF SCHEDULE	RPI	RPI	RPI	RPI
DIV. I ONLY		5- 4	143	5- 4	281	232	228	228	22	22
DIV. I NON-CONF.		5- 4	145	5- 4	283	233	228	228	22	22
TOTALS	RPI 1-25	RPI 26-50		W-L RECORDS		RPI 51-100	RPI 101-150	RPI 150+		
5- 4	0- 0	0- 2		OVERALL		0- 0	0- 0	5- 2		
2- 3	0- 0	0- 1		HOME		0- 0	0- 0	2- 2		
3- 1	0- 0	0- 0		AWAY		0- 0	0- 0	3- 0		
0- 0	0- 0	0- 0		NEUTRAL		0- 0	0- 0	0- 0		
5- 4	0- 0	0- 2		NON-CONFERENCE		0- 0	0- 0	5- 2		
2- 3	0- 0	0- 1		HOME		0- 0	0- 0	2- 2		
3- 1	0- 0	0- 1		AWAY		0- 0	0- 0	3- 0		
0- 0	0- 0	0- 0		NEUTRAL		0- 0	0- 0	0- 0		
0- 0	0- 0	0- 0		CONFERENCE		0- 0	0- 0	0- 0		
0- 0	0- 0	0- 0		HOME		0- 0	0- 0	0- 0		
0- 0	0- 0	0- 0		AWAY		0- 0	0- 0	0- 0		
0- 0	0- 0	0- 0		NEUTRAL		0- 0	0- 0	0- 0		

[illegible]

Non-Div I Games:	Colby-Sawyer	72	41
------------------	--------------	----	----

New Hampshire

Loss, Non-Conf, S Site, H Home A Away N Neutral

Average RPI Win:	230	WON-LOST	WINNING	LAST 10	STRENGTH OF	OPP. STRENGTH	TEAM	ADJ.	CONF.	ADJ CONF.
Average RPI Loss:	59	RECORD	PCT. RANK	GAMES	SCHEDULE	OF SCHEDULE	RPI	RPI	RPI	RPI
DIV. I ONLY	6- 3	100	0- 1	135	217	116	116	18	18	
DIV. I NON-CONF.	6- 3	101	0- 1	142	219	118	118	18	18	
TOTALS	RPI 1-25	RPI 26-50	W-L RECORDS	RPI 51-100	RPI 101-150	RPI 150+				
6- 3	0- 1	0- 1	OVERALL	0- 0	2- 1	4- 0				
5- 1	0- 0	0- 1	HOME	0- 0	2- 0	3- 0				
1- 2	0- 1	0- 0	AWAY	0- 0	0- 1	1- 0				
0- 0	0- 0	0- 0	NEUTRAL	0- 0	0- 0	0- 0				
6- 3	0- 1	0- 1	NON-CONFERENCE	0- 0	2- 1	4- 0				
5- 1	0- 0	0- 1	HOME	0- 0	2- 0	3- 0				
1- 2	0- 1	0- 0	AWAY	0- 0	0- 1	1- 0				
0- 0	0- 0	0- 0	NEUTRAL	0- 0	0- 0	0- 0				
0- 0	0- 0	0- 0	CONFERENCE	0- 0	0- 0	0- 0				
0- 0	0- 0	0- 0	HOME	0- 0	0- 0	0- 0				
0- 0	0- 0	0- 0	AWAY	0- 0	0- 0	0- 0				
0- 0	0- 0	0- 0	NEUTRAL	0- 0	0- 0	0- 0				

RPI	S	Opponent	Score	RPI	S	Opponent	Score	RPI	S	Opponent	Score	RPI	S	Opponent	Score	Team's RPI: 116
9	A	UTEP	62 70	44	H	Duquesne	69 78					122	H	Sacramento St.	84 71	
												125	A	New Mexico St.	59 78	
												126	H	Houston Baptist	65 57	
												237	A	SMU	63 58	
												238	H	Pepperdine	60 52	
												309	H	Southern Utah	70 48	
												345	H	Nicholls St.	83 43	
LAST 12 Division I GAMES:																
309	H	Southern Utah	70 48	44	H	Duquesne	69 78	238	H	Pepperdine	60 52	9	A	UTEP	62 70	
345	H	Nicholls St.	83 43													
122	H	Sacramento St.	84 71													
125	A	New Mexico St.	59 78													
126	H	Houston Baptist	65 57													

Non-Div I Games:

New Mexico

Average RPI Win:	221	WON-LOST	WINNING	LAST 10	STRENGTH OF	OPP. STRENGTH	TEAM	ADJ.	CONF.	ADJ CONF.
Average RPI Loss:	18	RECORD	PCT. RANK	GAMES	SCHEDULE	OF SCHEDULE	RPI	RPI	RPI	RPI
DIV. I ONLY	6- 2	67	6- 2	220	109	125	125	23	23	
DIV. I NON-CONF.	6- 2	65	6- 2	223	111	125	125	24	24	
TOTALS	RPI 1-25	RPI 26-50	W-L RECORDS	RPI 51-100	RPI 101-150	RPI 150+				
6- 2	0- 1	0- 1	OVERALL	0- 0	2- 0	4- 0				
5- 1	0- 1	0- 0	HOME	0- 0	2- 0	3- 0				
1- 1	0- 0	0- 1	AWAY	0- 0	0- 0	1- 0				
0- 0	0- 0	0- 0	NEUTRAL	0- 0	0- 0	0- 0				
6- 2	0- 1	0- 1	NON-CONFERENCE	0- 0	2- 0	4- 0				
5- 1	0- 1	0- 0	HOME	0- 0	2- 0	3- 0				
1- 1	0- 0	0- 1	AWAY	0- 0	0- 0	1- 0				
0- 0	0- 0	0- 0	NEUTRAL	0- 0	0- 0	0- 0				
0- 0	0- 0	0- 0	CONFERENCE	0- 0	0- 0	0- 0				
0- 0	0- 0	0- 0	HOME	0- 0	0- 0	0- 0				
0- 0	0- 0	0- 0	AWAY	0- 0	0- 0	0- 0				
0- 0	0- 0	0- 0	NEUTRAL	0- 0	0- 0	0- 0				

RPI 1-25				RPI 26-50				RPI 51-100				RPI 101+ Team's RPI: 125			
RPI	S	Opponent	Score	RPI	S	Opponent	Score	RPI	S	Opponent	Score	RPI	S	Opponent	Score
9	H	UTEP	65 71	27	A	Arizona	64 68					116	H	New Mexico	78 59
												122	H	Sacramento St.	80 77
												210	H	Northwestern St.	65 54
												224	H	Northern Ariz.	87 53
												309	H	Southern Utah	74 60
												347	A	North Dakota St.	79 69
LAST 12 Division I GAMES:															
9	H	UTEP	65 71	27	A	Arizona	64 68	224	H	Northern Ariz.	87 53				
347	A	North Dakota St.	79 69					210	H	Northwestern St.	65 54				
								309	H	Southern Utah	74 60				
								122	H	Sacramento St.	80 77				
								116	H	New Mexico	78 59				

Non-Div I Games:

New Mexico St.

■ Loss, 
 ■ Non-Conf, S Site, 
 ■ Home 
 ■ Away 
 N Neutral

Average RPI Win:	<b>287</b>	WON-LOST	WINNING	LAST 10	STRENGTH OF	OPP. STRENGTH	TEAM	ADJ.	CONF.	ADJ CONF.
Average RPI Loss:	<b>254</b>	RECORD	PCT. RANK	GAMES	SCHEDULE	OF SCHEDULE	RPI	RPI	RPI	RPI
DIV. I ONLY	<b>1- 3</b>	<b>261</b>	<b>1- 3</b>	<b>316</b>	<b>342</b>	<b>340</b>	<b>340</b>	<b>24</b>	<b>24</b>	
DIV. I NON-CONF.	<b>1- 3</b>	<b>258</b>	<b>1- 3</b>	<b>316</b>	<b>343</b>	<b>341</b>	<b>341</b>	<b>26</b>	<b>26</b>	
TOTALS	RPI 1-25	RPI 26-50	W-L RECORDS	RPI 51-100	RPI 101-150	RPI 150+				
1- 3	0- 0	0- 0	OVERALL	0- 1	0- 0	1- 2				
1- 0	0- 0	0- 0	HOME	0- 0	0- 0	1- 0				
0- 2	0- 0	0- 0	AWAY	0- 0	0- 0	0- 1				
0- 1	0- 0	0- 0	NEUTRAL	0- 0	0- 0	0- 1				
1- 3	0- 0	0- 0	NON-CONFERENCE	0- 1	0- 0	1- 2				
1- 0	0- 0	0- 0	HOME	0- 0	0- 0	1- 0				
0- 2	0- 0	0- 0	AWAY	0- 1	0- 0	0- 1				
0- 1	0- 0	0- 0	NEUTRAL	0- 0	0- 0	0- 1				
0- 0	0- 0	0- 0	CONFERENCE	0- 0	0- 0	0- 0				
0- 0	0- 0	0- 0	HOME	0- 0	0- 0	0- 0				
0- 0	0- 0	0- 0	AWAY	0- 0	0- 0	0- 0				
0- 0	0- 0	0- 0	NEUTRAL	0- 0	0- 0	0- 0				

RPI 1-25				RPI 26-50				RPI 51-100				RPI 101+				Team's RPI: 340	
RPI	S	Opponent	Score	RPI	S	Opponent	Score	RPI	S	Opponent	Score	RPI	S	Opponent	Score		
								100	A	TCU	36	85	287	H	Jackson St.	85	68
													313	A	Kennesaw St.	53	60
													349	N	Florida A&M	60	71
LAST 12 Division I GAMES:																	
				287	H	Jackson St.	85	68									
				313	A	Kennesaw St.	53	60									
				349	N	Florida A&M	60	71									
				100	A	TCU	36	85									

Non-Div I Games: LSU-Alexandria 93 75 Trinity Baptist 109 46

New Orleans



## Niagara

Through Games Of Dec. 13, 2015

Average RPI Win:	319	WON-LOST	WINNING	LAST 10	STRENGTH OF	OPP. STRENGTH	TEAM	ADJ.	CONF.	ADJ CONF.
Average RPI Loss:	186	RECORD	PCT. RANK	GAMES	SCHEDULE	OF SCHEDULE	RPI	RPI	RPI	RPI
DIV. I ONLY	1- 6	306	1- 6	255	284	329	329	28	28	
DIV. I NON-CONF.	1- 4	287	1- 4	170	266	297	297	25	25	
TOTALS	RPI 1-25	RPI 26-50	W-L RECORDS	RPI 51-100	RPI 101-150	RPI 150+				
1- 6	0- 0	0- 0	OVERALL	0- 2	0- 0	1- 4				
1- 2	0- 0	0- 0	HOME	0- 1	0- 0	1- 1				
0- 4	0- 0	0- 0	AWAY	0- 1	0- 0	0- 3				
0- 0	0- 0	0- 0	NEUTRAL	0- 0	0- 0	0- 0				
1- 4	0- 0	0- 0	NON-CONFERENCE	0- 2	0- 0	1- 2				
1- 2	0- 0	0- 0	HOME	0- 1	0- 0	1- 1				
0- 2	0- 0	0- 0	AWAY	0- 1	0- 0	0- 1				
0- 0	0- 0	0- 0	NEUTRAL	0- 0	0- 0	0- 0				
0- 2	0- 0	0- 0	CONFERENCE	0- 0	0- 0	0- 2				
0- 0	0- 0	0- 0	HOME	0- 0	0- 0	0- 0				
0- 2	0- 0	0- 0	AWAY	0- 0	0- 0	0- 2				
0- 0	0- 0	0- 0	NEUTRAL	0- 0	0- 0	0- 0				

RPI 1-25				RPI 26-50				RPI 51-100				RPI 101+				Team's RPI: 329	
RPI	S	Opponent	Score	RPI	S	Opponent	Score	RPI	S	Opponent	Score	RPI	S	Opponent	Score		
								70	A	Texas Tech	45	79	204	A	Detroit	75	80
								75	H	Youngstown St.	54	71	226	A	Manhattan	62	80
													238	H	Oakland	67	77
													305	A	Monmouth	60	83
													319	H	Cleveland St.	73	72
LAST 12 Division I GAMES:																	
				305	A	Monmouth	60	83	226	A	Manhattan	62	80				
									204	A	Detroit	75	80				
									319	H	Cleveland St.	73	72				
									238	H	Oakland	67	77				
									75	H	Youngstown St.	54	71				
									70	A	Texas Tech	45	79				

Non-Div I Games:

Niagara

  Loss, 
  Non-Conf, 
  S Site, 
  H Home 
  A Away 
N Neutral

Average RPI Win: 298		WON-LOST	WINNING	LAST 10	STRENGTH OF	OPP. STRENGTH	TEAM	ADJ.	CONF.	ADJ CONF.
Average RPI Loss: 201		RECORD	PCT. RANK	GAMES	SCHEDULE	OF SCHEDULE	RPI	RPI	RPI	RPI
DIV. I ONLY		1- 6	306	1- 0	337	205	345	345	24	24
DIV. I NON-CONF.		1- 6	302	1- 0	336	210	346	346	26	26
TOTALS		RPI 1-25	RPI 26-50	W-L RECORDS	RPI 51-100	RPI 101-150	RPI 150+			
1- 6	0- 0		0- 0	OVERALL	0- 0	0- 1	1- 5			
0- 2	0- 0		0- 0	HOME	0- 0	0- 0	0- 2			
0- 3	0- 0		0- 0	AWAY	0- 0	0- 1	0- 2			
1- 1	0- 0		0- 0	NEUTRAL	0- 0	0- 0	1- 1			
1- 6	0- 0		0- 0	NON-CONFERENCE	0- 0	0- 1	1- 5			
0- 2	0- 0		0- 0	HOME	0- 0	0- 0	0- 2			
0- 3	0- 0		0- 0	AWAY	0- 0	0- 1	0- 2			
1- 1	0- 0		0- 0	NEUTRAL	0- 0	0- 0	1- 1			
0- 0	0- 0		0- 0	CONFERENCE	0- 0	0- 0	0- 0			
0- 0	0- 0		0- 0	HOME	0- 0	0- 0	0- 0			
0- 0	0- 0		0- 0	AWAY	0- 0	0- 0	0- 0			
0- 0	0- 0		0- 0	NEUTRAL	0- 0	0- 0	0- 0			

RPI 1-25				RPI 26-50				RPI 51-100				RPI 101+			
RPI	S	Opponent	Score	RPI	S	Opponent	Score	RPI	S	Opponent	Score	RPI	S	Opponent	Score
												116	A	New Mexico	43 83
												177	N	Samford	43 45
												190	H	Prairie View	70 81
												229	H	Louisiana Tech	55 58
												232	A	La.-Monroe	57 69
												260	A	Troy	51 104
												298	N	Mississippi Val.	63 54
LAST 12 Division I GAMES:															
				298	N	Mississippi Val.	63 54	190	H	Prairie View	70 81				
				232	A	La.-Monroe	57 69								
				229	H	Louisiana Tech	55 58								
				260	A	Troy	51 104								
				177	N	Samford	43 45								
				116	A	New Mexico	43 83								

Non-Div I Games: Southern-N.O. 98 65

Nicholls St.

Loss, Non-Conf, S Site, H Home A Away N Neutral

Average RPI Win:	0	WON-LOST	WINNING	LAST 10	STRENGTH OF	OPP. STRENGTH	TEAM	ADJ.	CONF.	ADJ CONF.
Average RPI Loss:	215	RECORD	PCT. RANK	GAMES	SCHEDULE	OF SCHEDULE	RPI	RPI	RPI	RPI
DIV. I ONLY	0- 7	332	0- 7	310	290	348	348	31	31	
DIV. I NON-CONF.	0- 6	327	0- 6	254	314	343	343	31	31	
TOTALS	RPI 1-25	RPI 26-50	W-L RECORDS	RPI 51-100	RPI 101-150	RPI 150+				
0- 7	0- 0	0- 0	OVERALL	0- 1	0- 1	0- 5				
0- 3	0- 0	0- 0	HOME	0- 0	0- 0	0- 3				
0- 4	0- 0	0- 0	AWAY	0- 1	0- 1	0- 2				
0- 0	0- 0	0- 0	NEUTRAL	0- 0	0- 0	0- 0				
0- 6	0- 0	0- 0	NON-CONFERENCE	0- 1	0- 1	0- 4				
0- 3	0- 0	0- 0	HOME	0- 0	0- 0	0- 3				
0- 3	0- 0	0- 0	AWAY	0- 1	0- 1	0- 1				
0- 0	0- 0	0- 0	NEUTRAL	0- 0	0- 0	0- 0				
0- 1	0- 0	0- 0	CONFERENCE	0- 0	0- 0	0- 1				
0- 0	0- 0	0- 0	HOME	0- 0	0- 0	0- 0				
0- 1	0- 0	0- 0	AWAY	0- 0	0- 0	0- 1				
0- 0	0- 0	0- 0	NEUTRAL	0- 0	0- 0	0- 0				

RPI 1-25				RPI 26-50				RPI 51-100				RPI 101+ Team's RPI: 348					
RPI	S	Opponent	Score	RPI	S	Opponent	Score	RPI	S	Opponent	Score	RPI	S	Opponent	Score		
								95	A	Virginia	50	86	148	A	Mississippi St.	34	92
													213	H	UNCW	57	61
													236	H	USC Upstate	62	82
													238	H	Oakland	73	83
													271	A	Loyola Maryland	67	75
													302	A	Morgan St.	58	67
LAST 12 Division I GAMES:																	
								95	A	Virginia	50	86	213	H	UNCW	57	61
								236	H	USC Upstate	62	82	302	A	Morgan St.	58	67
													148	A	Mississippi St.	34	92
													238	H	Oakland	73	83
													271	A	Loyola Maryland	67	75

Non-Div I Games:

Norfolk St.

## North Carolina

Through Games Of Dec. 13, 2015

Average RPI Win:	220	WON-LOST	WINNING	LAST 10	STRENGTH OF	OPP. STRENGTH	TEAM	ADJ.	CONF.	ADJ CONF.
Average RPI Loss:	115	RECORD	PCT. RANK	GAMES	SCHEDULE	OF SCHEDULE	RPI	RPI	RPI	RPI
DIV. I ONLY	6- 4	131	6- 4	89	294	175	175	5	5	
DIV. I NON-CONF.	6- 4	131	6- 4	96	292	176	176	5	5	
TOTALS	RPI 1-25	RPI 26-50	W-L RECORDS	RPI 51-100	RPI 101-150	RPI 150+				
6- 4	0- 1	0- 0	OVERALL	1- 0	1- 2	4- 1				
5- 4	0- 1	0- 0	HOME	0- 0	1- 2	4- 1				
0- 0	0- 0	0- 0	AWAY	0- 0	0- 0	0- 0				
1- 0	0- 0	0- 0	NEUTRAL	1- 0	0- 0	0- 0				
6- 4	0- 1	0- 0	NON-CONFERENCE	1- 0	1- 2	4- 1				
5- 4	0- 1	0- 0	HOME	0- 0	1- 2	4- 1				
0- 0	0- 0	0- 0	AWAY	0- 0	0- 0	0- 0				
1- 0	0- 0	0- 0	NEUTRAL	1- 0	0- 0	0- 0				
0- 0	0- 0	0- 0	CONFERENCE	0- 0	0- 0	0- 0				
0- 0	0- 0	0- 0	HOME	0- 0	0- 0	0- 0				
0- 0	0- 0	0- 0	AWAY	0- 0	0- 0	0- 0				
0- 0	0- 0	0- 0	NEUTRAL	0- 0	0- 0	0- 0				

RPI 1-25				RPI 26-50				RPI 51-100				RPI 101+ Team's RPI: 175			
RPI	S	Opponent	Score	RPI	S	Opponent	Score	RPI	S	Opponent	Score	RPI	S	Opponent	Score
10	H	Northwestern	72 85					76	N	Gonzaga	67 62	113	H	Oregon	77 79
												130	H	Pacific	63 66
												133	H	Yale	70 63
												159	H	Iona	64 52
												207	H	Gardner-Webb	65 66
												292	H	Fairleigh Dickinson	64 46
												312	H	Appalachian St.	68 59
												349	H	Florida A&M	94 58
LAST 12 Division I GAMES:															
312	H	Appalachian St.	68 59	133	H	Yale	70 63								
10	H	Northwestern	72 85	159	H	Iona	64 52								
76	N	Gonzaga	67 62	292	H	Fairleigh Dickinson	64 46								
130	H	Pacific	63 66	349	H	Florida A&M	94 58								
				113	H	Oregon	77 79								
				207	H	Gardner-Webb	65 66								

Non-Div I Games:

North Carolina

■ Loss, 
 ■ Non-Conf, S Site, 
 ■ Home 
 ■ Away 
 N Neutral

Average RPI Win:	150	WON-LOST	WINNING	LAST 10	STRENGTH OF	OPP. STRENGTH	TEAM	ADJ.	CONF.	ADJ CONF.
Average RPI Loss:	61	RECORD	PCT. RANK	GAMES	SCHEDULE	OF SCHEDULE	RPI	RPI	RPI	RPI
DIV. I ONLY	7- 3	91	7- 3	54	105	57	57	5	5	
DIV. I NON-CONF.	7- 3	92	7- 3	57	106	57	57	5	5	
TOTALS	RPI 1-25	RPI 26-50	W-L RECORDS	RPI 51-100	RPI 101-150	RPI 150+				
7- 3	0- 1	0- 0	OVERALL	2- 2	1- 0	4- 0				
5- 1	0- 0	0- 0	HOME	2- 1	1- 0	2- 0				
1- 1	0- 0	0- 0	AWAY	0- 1	0- 0	1- 0				
1- 1	0- 1	0- 0	NEUTRAL	0- 0	0- 0	1- 0				
7- 3	0- 1	0- 0	NON-CONFERENCE	2- 2	1- 0	4- 0				
5- 1	0- 0	0- 0	HOME	2- 1	1- 0	2- 0				
1- 1	0- 0	0- 0	AWAY	0- 1	0- 0	1- 0				
1- 1	0- 1	0- 0	NEUTRAL	0- 0	0- 0	1- 0				
0- 0	0- 0	0- 0	CONFERENCE	0- 0	0- 0	0- 0				
0- 0	0- 0	0- 0	HOME	0- 0	0- 0	0- 0				
0- 0	0- 0	0- 0	AWAY	0- 0	0- 0	0- 0				
0- 0	0- 0	0- 0	NEUTRAL	0- 0	0- 0	0- 0				

RPI 1-25				RPI 26-50				RPI 51-100				Team's RPI: 57	RPI 101+			
RPI	S	Opponent	Score	RPI	S	Opponent	Score	RPI	S	Opponent	Score		RPI	S	Opponent	Score
6	N	Seton Hall	55 58					58	H	Charlotte	72 65		131	H	Davidson	58 42
								78	H	Elon	66 69		155	A	Liberty	61 53
								84	H	Villanova	70 64		173	H	Radford	67 52
								98	A	Nebraska	67 88		182	N	UAB	67 56
													264	H	High Point	89 48
LAST 12 Division I GAMES:																
				78	H	Elon	66 69						155	A	Liberty	61 53
				58	H	Charlotte	72 65						173	H	Radford	67 52
				98	A	Nebraska	67 88						264	H	High Point	89 48
				182	N	UAB	67 56						84	H	Villanova	70 64
				6	N	Seton Hall	55 58									
				131	H	Davidson	58 42									

Non-Div I Games:

North Carolina St.

■ Loss, 
 ■ Non-Conf, S Site, 
 ■ Home 
 ■ Away 
 N Neutral

Average RPI Win:	239	WON-LOST	WINNING	LAST 10	STRENGTH OF	OPP. STRENGTH	TEAM	ADJ.	CONF.	ADJ CONF.
Average RPI Loss:	70	RECORD	PCT. RANK	GAMES	SCHEDULE	OF SCHEDULE	RPI	RPI	RPI	RPI
DIV. I ONLY	4- 5	177	4- 5	59	257	144	144	16	16	
DIV. I NON-CONF.	4- 5	180	4- 5	61	258	146	146	16	16	
TOTALS	RPI 1-25	RPI 26-50	W-L RECORDS	RPI 51-100	RPI 101-150	RPI 150+				
4- 5	0- 0	0- 2	OVERALL	0- 1	1- 2	3- 0				
4- 0	0- 0	0- 0	HOME	0- 0	1- 0	3- 0				
0- 4	0- 0	0- 0	AWAY	0- 0	0- 0	0- 0				
0- 1	0- 0	0- 0	NEUTRAL	0- 1	0- 0	0- 0				
4- 5	0- 0	0- 2	NON-CONFERENCE	0- 1	1- 2	3- 0				
4- 0	0- 0	0- 0	HOME	0- 0	1- 0	3- 0				
0- 4	0- 0	0- 2	AWAY	0- 0	0- 2	0- 0				
0- 1	0- 0	0- 0	NEUTRAL	0- 1	0- 0	0- 0				
0- 0	0- 0	0- 0	CONFERENCE	0- 0	0- 0	0- 0				
0- 0	0- 0	0- 0	HOME	0- 0	0- 0	0- 0				
0- 0	0- 0	0- 0	AWAY	0- 0	0- 0	0- 0				
0- 0	0- 0	0- 0	NEUTRAL	0- 0	0- 0	0- 0				

RPI 1-25				RPI 26-50				RPI 51-100				RPI 101+				Team's RPI: 144	
RPI	S	Opponent	Score	RPI	S	Opponent	Score	RPI	S	Opponent	Score	RPI	S	Opponent	Score		
				30	A	Iowa	61 83	55	N	UT Martin	58 84	106	A	San Francisco	57 74		
				46	A	Drake	63 73					111	H	UNI	64 59		
												113	A	Oregon	51 77		
												243	H	Western Ill.	78 67		
												253	H	Omaha	67 52		
												347	H	North Dakota St.	71 54		
LAST 12 Division I GAMES:																	
				111	H	UNI	64 59	347	H	North Dakota St.	71 54						
				113	A	Oregon	51 77	243	H	Western Ill.	78 67						
				106	A	San Francisco	57 74	30	A	Iowa	61 83						
				46	A	Drake	63 73										
				253	H	Omaha	67 52										
				55	N	UT Martin	58 84										

Non-Div I Games:

North Dakota

■ Loss, 
 ■ Non-Conf, 
 ■ S Site, 
 ■ H Home 
 ■ A Away 
 N Neutral

Average RPI Win: 0		WON-LOST	WINNING	LAST 10	STRENGTH OF	OPP. STRENGTH	TEAM	ADJ.	CONF.	ADJ CONF.
Average RPI Loss: 213		RECORD	PCT. RANK	GAMES	SCHEDULE	OF SCHEDULE	RPI	RPI	RPI	RPI
DIV. I ONLY		0- 7	332	0- 7	297	298	347	347	27	27
DIV. I NON-CONF.		0- 7	327	0- 7	297	295	348	348	28	28
TOTALS		RPI 1-25	RPI 26-50	W-L RECORDS	RPI 51-100	RPI 101-150	RPI 150+			
0- 7	0- 0		0- 0	OVERALL	0- 0	0- 3	0- 4			
0- 3	0- 0		0- 0	HOME	0- 0	0- 2	0- 1			
0- 3	0- 0		0- 0	AWAY	0- 0	0- 1	0- 2			
0- 1	0- 0		0- 0	NEUTRAL	0- 0	0- 0	0- 1			
0- 7	0- 0		0- 0	NON-CONFERENCE	0- 0	0- 3	0- 4			
0- 3	0- 0		0- 0	HOME	0- 0	0- 2	0- 1			
0- 3	0- 0		0- 0	AWAY	0- 0	0- 1	0- 2			
0- 1	0- 0		0- 0	NEUTRAL	0- 0	0- 0	0- 1			
0- 0	0- 0		0- 0	CONFERENCE	0- 0	0- 0	0- 0			
0- 0	0- 0		0- 0	HOME	0- 0	0- 0	0- 0			
0- 0	0- 0		0- 0	AWAY	0- 0	0- 0	0- 0			
0- 0	0- 0		0- 0	NEUTRAL	0- 0	0- 0	0- 0			

RPI 1-25				RPI 26-50				RPI 51-100				RPI 101+				Team's RPI: 347	
RPI	S	Opponent	Score	RPI	S	Opponent	Score	RPI	S	Opponent	Score	RPI	S	Opponent	Score		
												110	H	Maine	51	82	
												125	H	New Mexico St.	69	79	
												144	A	North Dakota	54	71	
												246	N	Delaware	50	62	
												261	A	San Diego St.	54	64	
												269	H	Grand Canyon	67	76	
												335	A	Kent St.	54	75	
LAST 12 Division I GAMES:																	
				110	H	Maine	51	82	144	A	North Dakota	54	71				
				125	H	New Mexico St.	69	79	269	H	Grand Canyon	67	76				
									335	A	Kent St.	54	75				
									246	N	Delaware	50	62				
									261	A	San Diego St.	54	64				

Non-Div I Games:	Valley City St.	85	77	St. Mary (NE)	88	68
------------------	-----------------	----	----	---------------	----	----

North Dakota St.

■ Loss, ■ Non-Conf, S Site, H Home A Away N Neutral

North Florida

Through Games Of Dec. 13, 2015

Average RPI Win:	312	WON-LOST	WINNING	LAST 10	STRENGTH OF	OPP. STRENGTH	TEAM	ADJ.	CONF.	ADJ CONF.
Average RPI Loss:	135	RECORD	PCT. RANK	GAMES	SCHEDULE	OF SCHEDULE	RPI	RPI	RPI	RPI
DIV. I ONLY	2- 5	247	2- 5	177	247	241	241	29	29	
DIV. I NON-CONF.	2- 5	242	2- 5	183	246	239	239	29	29	
TOTALS	RPI 1-25	RPI 26-50	W-L RECORDS	RPI 51-100	RPI 101-150	RPI 150+				
2- 5	0- 1	0- 1	OVERALL	0- 1	0- 0	2- 2				
1- 2	0- 0	0- 1	HOME	0- 0	0- 0	1- 1				
1- 3	0- 1	0- 0	AWAY	0- 1	0- 0	1- 1				
0- 0	0- 0	0- 0	NEUTRAL	0- 0	0- 0	0- 0				
2- 5	0- 1	0- 1	NON-CONFERENCE	0- 1	0- 0	2- 2				
1- 2	0- 0	0- 1	HOME	0- 0	0- 0	1- 1				
1- 3	0- 1	0- 0	AWAY	0- 1	0- 0	1- 1				
0- 0	0- 0	0- 0	NEUTRAL	0- 0	0- 0	0- 0				
0- 0	0- 0	0- 0	CONFERENCE	0- 0	0- 0	0- 0				
0- 0	0- 0	0- 0	HOME	0- 0	0- 0	0- 0				
0- 0	0- 0	0- 0	AWAY	0- 0	0- 0	0- 0				
0- 0	0- 0	0- 0	NEUTRAL	0- 0	0- 0	0- 0				

RPI 1-25			RPI 26-50			RPI 51-100			RPI 101+			Team's RPI: 241
RPI	S	Opponent	Score	RPI	S	Opponent	Score	RPI	S	Opponent	Score	
20	A	Florida St.	28 80	45	H	Purdue	47 70	98	A	Nebraska	46 91	244 H Bethune-Cookman 49 53
												268 A Georgia St. 63 76
												306 H Towson 74 72
												317 A UMKC 62 55
LAST 12 Division I GAMES:												
268	A	Georgia St.	63 76	45	H	Purdue	47 70					
306	H	Towson	74 72	98	A	Nebraska	46 91					
244	H	Bethune-Cookman	49 53	317	A	UMKC	62 55					
20	A	Florida St.	28 80									

Non-Div I Games: Webber Int'l 60 72 Trinity Baptist 97 30

North Florida

Loss, Non-Conf, S Site, H Home A Away N Neutral



Average RPI Win:	136	WON-LOST	WINNING	LAST 10	STRENGTH OF	OPP. STRENGTH	TEAM	ADJ.	CONF.	ADJ CONF.
Average RPI Loss:	129	RECORD	PCT. RANK	GAMES	SCHEDULE	OF SCHEDULE	RPI	RPI	RPI	RPI
DIV. I ONLY	3- 5	210	3- 5	37	216	154	154	11	11	
DIV. I NON-CONF.	3- 5	208	3- 5	40	218	157	157	11	11	
TOTALS	RPI 1-25	RPI 26-50	W-L RECORDS	RPI 51-100	RPI 101-150	RPI 150+				
3- 5	0- 0	1- 1	OVERALL	0- 0	1- 1	1- 3				
2- 3	0- 0	0- 1	HOME	0- 0	1- 1	1- 1				
1- 2	0- 0	1- 0	AWAY	0- 0	0- 0	0- 2				
0- 0	0- 0	0- 0	NEUTRAL	0- 0	0- 0	0- 0				
3- 5	0- 0	1- 1	NON-CONFERENCE	0- 0	1- 1	1- 3				
2- 3	0- 0	0- 1	HOME	0- 0	1- 1	1- 1				
1- 2	0- 0	1- 0	AWAY	0- 0	0- 0	0- 2				
0- 0	0- 0	0- 0	NEUTRAL	0- 0	0- 0	0- 0				
0- 0	0- 0	0- 0	CONFERENCE	0- 0	0- 0	0- 0				
0- 0	0- 0	0- 0	HOME	0- 0	0- 0	0- 0				
0- 0	0- 0	0- 0	AWAY	0- 0	0- 0	0- 0				
0- 0	0- 0	0- 0	NEUTRAL	0- 0	0- 0	0- 0				

[illegible]

Non-Div I Games:

## North Texas

Loss, Non-Conf, S Site, H Home A Away N Neutral

Average RPI Win: 238		WON-LOST	WINNING	LAST 10	STRENGTH OF	OPP. STRENGTH	TEAM	ADJ.	CONF.	ADJ CONF.
Average RPI Loss: 119		RECORD	PCT. RANK	GAMES	SCHEDULE	OF SCHEDULE	RPI	RPI	RPI	RPI
DIV. I ONLY		5- 3	119	5- 3	231	203	167	167	13	13
DIV. I NON-CONF.		5- 3	119	5- 3	237	208	166	166	13	13
TOTALS	RPI 1-25	RPI 26-50		W-L RECORDS		RPI 51-100	RPI 101-150	RPI 150+		
5- 3	0- 1	0- 0		OVERALL		0- 0	1- 0	4- 2		
2- 1	0- 0	0- 0		HOME		0- 0	1- 0	1- 1		
3- 0	0- 0	0- 0		AWAY		0- 0	0- 0	3- 0		
0- 2	0- 1	0- 0		NEUTRAL		0- 0	0- 0	0- 1		
5- 3	0- 1	0- 0		NON-CONFERENCE		0- 0	1- 0	4- 2		
2- 1	0- 0	0- 0		HOME		0- 0	1- 0	1- 1		
3- 0	0- 0	0- 0		AWAY		0- 0	0- 0	3- 0		
0- 2	0- 1	0- 0		NEUTRAL		0- 0	0- 0	0- 1		
0- 0	0- 0	0- 0		CONFERENCE		0- 0	0- 0	0- 0		
0- 0	0- 0	0- 0		HOME		0- 0	0- 0	0- 0		
0- 0	0- 0	0- 0		AWAY		0- 0	0- 0	0- 0		
0- 0	0- 0	0- 0		NEUTRAL		0- 0	0- 0	0- 0		

RPI 1-25				RPI 26-50				RPI 51-100				RPI 101+ Team's RPI: 167			
RPI	S	Opponent	Score	RPI	S	Opponent	Score	RPI	S	Opponent	Score	RPI	S	Opponent	Score
19	N	Missouri	56 69									110	H	Maine	56 44
												156	H	Quinnipiac	60 71
												181	N	Fresno St.	55 69
												228	A	New Hampshire	66 54
												250	A	Siena	70 67
												265	H	UMES	60 49
												338	A	Boston U.	77 44
LAST 12 Division I GAMES:															
				156	H	Quinnipiac	60 71	110	H	Maine	56 44				
				338	A	Boston U.	77 44	228	A	New Hampshire	66 54				
								181	N	Fresno St.	55 69				
								19	N	Missouri	56 69				
								265	H	UMES	60 49				
								250	A	Siena	70 67				

Non-Div I Games:

Northeastern

■ Loss, ■ Non-Conf, S Site, H Home A Away N Neutral

Average RPI Win:	297	WON-LOST	WINNING	LAST 10	STRENGTH OF	OPP. STRENGTH	TEAM	ADJ.	CONF.	ADJ CONF.
Average RPI Loss:	104	RECORD	PCT. RANK	GAMES	SCHEDULE	OF SCHEDULE	RPI	RPI	RPI	RPI
DIV. I ONLY	2- 5	247	2- 5	179	107	224	224	16	16	
DIV. I NON-CONF.	2- 5	242	2- 5	185	108	225	225	16	16	
TOTALS	RPI 1-25	RPI 26-50	W-L RECORDS	RPI 51-100	RPI 101-150	RPI 150+				
2- 5	0- 1	0- 0	OVERALL	0- 0	0- 3	2- 1				
1- 1	0- 0	0- 0	HOME	0- 0	0- 0	1- 1				
1- 3	0- 1	0- 0	AWAY	0- 0	0- 2	1- 0				
0- 1	0- 0	0- 0	NEUTRAL	0- 0	0- 1	0- 0				
2- 5	0- 1	0- 0	NON-CONFERENCE	0- 0	0- 3	2- 1				
1- 1	0- 0	0- 0	HOME	0- 0	0- 0	1- 1				
1- 3	0- 1	0- 0	AWAY	0- 0	0- 2	1- 0				
0- 1	0- 0	0- 0	NEUTRAL	0- 0	0- 1	0- 0				
0- 0	0- 0	0- 0	CONFERENCE	0- 0	0- 0	0- 0				
0- 0	0- 0	0- 0	HOME	0- 0	0- 0	0- 0				
0- 0	0- 0	0- 0	AWAY	0- 0	0- 0	0- 0				
0- 0	0- 0	0- 0	NEUTRAL	0- 0	0- 0	0- 0				

RPI 1-25				RPI 26-50				RPI 51-100				RPI 101+ Team's RPI: 224			
RPI	S	Opponent	Score	RPI	S	Opponent	Score	RPI	S	Opponent	Score	RPI	S	Opponent	Score
9	A	UTEP	66 77									104	N	Long Beach St.	48 69
												109	A	Colorado	66 90
												125	A	New Mexico St.	53 87
												174	H	Hawaii	52 61
												275	A	UC Irvine	71 55
												318	H	Lamar	75 63
LAST 12 Division I GAMES:															
109	A	Colorado	66 90	9	A	UTEP	66 77								
275	A	UC Irvine	71 55	174	H	Hawaii	52 61								
125	A	New Mexico St.	53 87												
104	N	Long Beach St.	48 69												
318	H	Lamar	75 63												

Non-Div I Games: N.M. Highlands 91 43 Dixie St. 68 66

Northern Ariz.

Loss, Non-Conf, S Site, H Home A Away N Neutral

Average RPI Win:	269	WON-LOST	WINNING	LAST 10	STRENGTH OF	OPP. STRENGTH	TEAM	ADJ.	CONF.	ADJ CONF.
Average RPI Loss:	76	RECORD	PCT. RANK	GAMES	SCHEDULE	OF SCHEDULE	RPI	RPI	RPI	RPI
DIV. I ONLY	4- 4	160	4- 4	217	148	189	189	16	16	
DIV. I NON-CONF.	4- 4	161	4- 4	221	151	191	191	16	16	
TOTALS	RPI 1-25	RPI 26-50	W-L RECORDS	RPI 51-100	RPI 101-150	RPI 150+				
4- 4	0- 0	0- 0	OVERALL	0- 3	0- 1	4- 0				
1- 2	0- 0	0- 0	HOME	0- 2	0- 0	1- 0				
1- 2	0- 0	0- 0	AWAY	0- 1	0- 1	1- 0				
2- 0	0- 0	0- 0	NEUTRAL	0- 0	0- 0	2- 0				
4- 4	0- 0	0- 0	NON-CONFERENCE	0- 3	0- 1	4- 0				
1- 2	0- 0	0- 0	HOME	0- 2	0- 0	1- 0				
1- 2	0- 0	0- 0	AWAY	0- 1	0- 1	1- 0				
2- 0	0- 0	0- 0	NEUTRAL	0- 0	0- 0	2- 0				
0- 0	0- 0	0- 0	CONFERENCE	0- 0	0- 0	0- 0				
0- 0	0- 0	0- 0	HOME	0- 0	0- 0	0- 0				
0- 0	0- 0	0- 0	AWAY	0- 0	0- 0	0- 0				
0- 0	0- 0	0- 0	NEUTRAL	0- 0	0- 0	0- 0				

RPI 1-25			RPI 26-50			RPI 51-100			RPI 101+			Team's RPI: 189
RPI	S	Opponent	Score	RPI	S	Opponent	Score	RPI	S	Opponent	Score	
						53 H Colorado St.	46 62	109 A Colorado			41 63	
						54 H St. Mary's (CA)	52 65	206 H Utah St.			74 60	
						88 A South Dakota St.	62 66	245 N Akron			78 65	
								289 N Valparaiso			77 63	
								334 A Denver			60 51	
LAST 12 Division I GAMES:												
245	N	Akron	78 65	53	H	Colorado St.	46 62					
54	H	St. Mary's (CA)	52 65	88	A	South Dakota St.	62 66					
109	A	Colorado	41 63	206	H	Utah St.	74 60					
334	A	Denver	60 51	289	N	Valparaiso	77 63					

Non-Div I Games: Western St. 101 48

Northern Colo.

■ Loss, 
 ■ Non-Conf, 
 ■ S Site, 
 ■ H Home 
 ■ A Away 
 N Neutral

Average RPI Win:	323	WON-LOST	WINNING	LAST 10	STRENGTH OF	OPP. STRENGTH	TEAM	ADJ.	CONF.	ADJ CONF.
Average RPI Loss:	150	RECORD	PCT. RANK	GAMES	SCHEDULE	OF SCHEDULE	RPI	RPI	RPI	RPI
DIV. I ONLY	3- 3	160	1- 0	338	178	279	279	12	12	
DIV. I NON-CONF.	3- 3	161	1- 0	337	182	281	281	12	12	
TOTALS	RPI 1-25	RPI 26-50	W-L RECORDS	RPI 51-100	RPI 101-150	RPI 150+				
3- 3	0- 0	0- 0	OVERALL	0- 0	0- 1	3- 2				
1- 0	0- 0	0- 0	HOME	0- 0	0- 0	1- 0				
0- 2	0- 0	0- 0	AWAY	0- 0	0- 1	0- 1				
2- 1	0- 0	0- 0	NEUTRAL	0- 0	0- 0	2- 1				
3- 3	0- 0	0- 0	NON-CONFERENCE	0- 0	0- 1	3- 2				
1- 0	0- 0	0- 0	HOME	0- 0	0- 0	1- 0				
0- 2	0- 0	0- 0	AWAY	0- 0	0- 1	0- 1				
2- 1	0- 0	0- 0	NEUTRAL	0- 0	0- 0	2- 1				
0- 0	0- 0	0- 0	CONFERENCE	0- 0	0- 0	0- 0				
0- 0	0- 0	0- 0	HOME	0- 0	0- 0	0- 0				
0- 0	0- 0	0- 0	AWAY	0- 0	0- 0	0- 0				
0- 0	0- 0	0- 0	NEUTRAL	0- 0	0- 0	0- 0				

RPI 1-25			RPI 26-50			RPI 51-100			RPI 101+			Team's RPI: 279
RPI	S	Opponent	Score	RPI	S	Opponent	Score	RPI	S	Opponent	Score	
								101	A	Milwaukee	58	73
								153	A	SIUE	67	93
								196	N	Kansas	58	66
								316	N	Cal St. Fullerton	72	49
								320	N	Illinois St.	68	59
								333	H	Eastern Ill.	79	63
LAST 12 Division I GAMES:												
				316	N	Cal St. Fullerton	72 49	101	A	Milwaukee	58	73
				320	N	Illinois St.	68 59	196	N	Kansas	58	66
								333	H	Eastern Ill.	79	63
								153	A	SIUE	67	93

Non-Div I Games: Wis. Lutheran 69 42

Northern Ill.

■ Loss, 
 ■ Non-Conf, S Site, 
 ■ Home 
 ■ Away 
 N Neutral

Average RPI Win:	213	WON-LOST	WINNING	LAST 10	STRENGTH OF	OPP. STRENGTH	TEAM	ADJ.	CONF.	ADJ CONF.
Average RPI Loss:	88	RECORD	PCT. RANK	GAMES	SCHEDULE	OF SCHEDULE	RPI	RPI	RPI	RPI
DIV. I ONLY	6- 2	67	6- 2	164	137	89	89	10	10	
DIV. I NON-CONF.	6- 2	65	6- 2	168	140	90	90	10	10	
TOTALS	RPI 1-25	RPI 26-50	W-L RECORDS	RPI 51-100	RPI 101-150	RPI 150+				
6- 2	0- 1	0- 0	OVERALL	1- 0	1- 0	4- 1				
4- 1	0- 1	0- 0	HOME	1- 0	0- 0	3- 0				
2- 1	0- 0	0- 0	AWAY	0- 0	1- 0	1- 1				
0- 0	0- 0	0- 0	NEUTRAL	0- 0	0- 0	0- 0				
6- 2	0- 1	0- 0	NON-CONFERENCE	1- 0	1- 0	4- 1				
4- 1	0- 1	0- 0	HOME	1- 0	0- 0	3- 0				
2- 1	0- 0	0- 0	AWAY	0- 0	1- 0	1- 1				
0- 0	0- 0	0- 0	NEUTRAL	0- 0	0- 0	0- 0				
0- 0	0- 0	0- 0	CONFERENCE	0- 0	0- 0	0- 0				
0- 0	0- 0	0- 0	HOME	0- 0	0- 0	0- 0				
0- 0	0- 0	0- 0	AWAY	0- 0	0- 0	0- 0				
0- 0	0- 0	0- 0	NEUTRAL	0- 0	0- 0	0- 0				

RPI 1-25				RPI 26-50				RPI 51-100				Team's RPI: 89		RPI 101+			
RPI	S	Opponent	Score	RPI	S	Opponent	Score	RPI	S	Opponent	Score			RPI	S	Opponent	Score
15	H	Kentucky	65 84					92	H	Marquette	83 78			141	A	Robert Morris	72 70
														161	A	Cincinnati	68 71
														242	H	Tennessee Tech	88 62
														247	H	Indiana St.	73 67
														263	A	Miami (OH)	71 57
														295	H	IPFW	77 64
LAST 12 Division I GAMES:																	
				141	A	Robert Morris	72 70					295	H	IPFW	77 64		
				242	H	Tennessee Tech	88 62					15	H	Kentucky	65 84		
				92	H	Marquette	83 78										
				161	A	Cincinnati	68 71										
				247	H	Indiana St.	73 67										
				263	A	Miami (OH)	71 57										

Non-Div I Games: West Virginia St. 92 47

Northern Ky.

## Northwestern

Through Games Of Dec. 13, 2015

Average RPI Win:	145	WON-LOST	WINNING	LAST 10	STRENGTH OF	OPP. STRENGTH	TEAM	ADJ.	CONF.	ADJ CONF.
Average RPI Loss:	0	RECORD	PCT. RANK	GAMES	SCHEDULE	OF SCHEDULE	RPI	RPI	RPI	RPI
DIV. I ONLY	9- 0	1	9- 0	99	77	10	10	2	2	
DIV. I NON-CONF.	9- 0	1	9- 0	106	76	10	10	2	2	
TOTALS	RPI 1-25	RPI 26-50	W-L RECORDS	RPI 51-100	RPI 101-150	RPI 150+				
9- 0	0- 0	1- 0	OVERALL	1- 0	3- 0	4- 0				
4- 0	0- 0	1- 0	HOME	1- 0	1- 0	1- 0				
2- 0	0- 0	0- 0	AWAY	0- 0	0- 0	2- 0				
3- 0	0- 0	0- 0	NEUTRAL	0- 0	2- 0	1- 0				
9- 0	0- 0	1- 0	NON-CONFERENCE	1- 0	3- 0	4- 0				
4- 0	0- 0	1- 0	HOME	1- 0	1- 0	1- 0				
2- 0	0- 0	0- 0	AWAY	0- 0	0- 0	2- 0				
3- 0	0- 0	0- 0	NEUTRAL	0- 0	2- 0	1- 0				
0- 0	0- 0	0- 0	CONFERENCE	0- 0	0- 0	0- 0				
0- 0	0- 0	0- 0	HOME	0- 0	0- 0	0- 0				
0- 0	0- 0	0- 0	AWAY	0- 0	0- 0	0- 0				
0- 0	0- 0	0- 0	NEUTRAL	0- 0	0- 0	0- 0				

RPI	S	Opponent	Score	RPI	S	Opponent	Score	RPI	S	Opponent	Score	RPI	S	Opponent	Score
39	H	Idaho St.	72 36	68	H	Western Mich.	86 62	101	H	Milwaukee	69 44	103	N	East Carolina	78 75
								128	N	Creighton	75 52	175	A	North Carolina	85 72
								199	A	Loyola Chicago	81 72	219	N	Eastern Wash.	74 70
								274	H	Howard	89 49				
LAST 12 Division I GAMES:															
68	H	Western Mich.	86 62	199	A	Loyola Chicago	81 72	101	H	Milwaukee	69 44	175	A	North Carolina	85 72
39	H	Idaho St.	72 36	103	N	East Carolina	78 75	128	N	Creighton	75 52	219	N	Eastern Wash.	74 70
274	H	Howard	89 49												

Non-Div I Games:

Northwestern

■ Loss, 
 ■ Non-Conf, S Site, 
 ■ Home 
 ■ Away 
 N Neutral

Average RPI Win:	283	WON-LOST	WINNING	LAST 10	STRENGTH OF	OPP. STRENGTH	TEAM	ADJ.	CONF.	ADJ CONF.
Average RPI Loss:	101	RECORD	PCT. RANK	GAMES	SCHEDULE	OF SCHEDULE	RPI	RPI	RPI	RPI
DIV. I ONLY	1- 5	298	1- 5	48	176	210	210	24	24	
DIV. I NON-CONF.	1- 5	293	1- 5	51	179	210	210	26	26	
TOTALS	RPI 1-25	RPI 26-50	W-L RECORDS	RPI 51-100	RPI 101-150	RPI 150+				
1- 5	0- 2	0- 0	OVERALL	0- 0	0- 2	1- 1				
1- 0	0- 0	0- 0	HOME	0- 0	0- 0	1- 0				
0- 4	0- 1	0- 0	AWAY	0- 0	0- 0	0- 0				
0- 1	0- 0	0- 0	NEUTRAL	0- 0	0- 1	0- 0				
1- 5	0- 2	0- 0	NON-CONFERENCE	0- 0	0- 2	1- 1				
1- 0	0- 0	0- 0	HOME	0- 0	0- 0	1- 0				
0- 4	0- 2	0- 0	AWAY	0- 0	0- 1	0- 1				
0- 1	0- 0	0- 0	NEUTRAL	0- 0	0- 1	0- 0				
0- 0	0- 0	0- 0	CONFERENCE	0- 0	0- 0	0- 0				
0- 0	0- 0	0- 0	HOME	0- 0	0- 0	0- 0				
0- 0	0- 0	0- 0	AWAY	0- 0	0- 0	0- 0				
0- 0	0- 0	0- 0	NEUTRAL	0- 0	0- 0	0- 0				

RPI	S	Opponent	Score
17	A	Baylor	44 86
21	A	Texas	33 86

RPI	S	Opponent	Score

RPI	S	Opponent	Score

RPI	S	Opponent	Score	Team's RPI:	210
104	N	Long Beach St.	59 60		
125	A	New Mexico St.	54 65		
237	A	SMU	36 74		
283	H	Grambling	71 62		

## LAST 12 Division I GAMES:

283	H	Grambling	71	62	125	A	New Mexico St.	54	65
17	A	Baylor	44	86	21	A	Texas	33	86
104	N	Long Beach St.	59	60	237	A	SMU	36	74

Non-Div I Games: LeTourneau 73 44 Central Baptist 86 56 LSU-Alexandria 94 65

Northwestern St.

Loss, Non-Conf, S Site, H Home A Away N Neutral



Average RPI Win:	127	WON-LOST	WINNING	LAST 10	STRENGTH OF	OPP. STRENGTH	TEAM	ADJ.	CONF.	ADJ CONF.
Average RPI Loss:	1	RECORD	PCT. RANK	GAMES	SCHEDULE	OF SCHEDULE	RPI	RPI	RPI	RPI
DIV. I ONLY	9- 1	15	1- 0	45	4	4	4	5	5	
DIV. I NON-CONF.	9- 1	15	1- 0	48	4	4	4	5	5	
TOTALS	RPI 1-25	RPI 26-50	W-L RECORDS	RPI 51-100	RPI 101-150	RPI 150+				
9- 1	2- 1	1- 0	OVERALL	2- 0	2- 0	2- 0				
4- 0	1- 0	1- 0	HOME	0- 0	2- 0	0- 0				
3- 1	0- 1	0- 0	AWAY	2- 0	0- 0	1- 0				
2- 0	1- 0	0- 0	NEUTRAL	0- 0	0- 0	1- 0				
9- 1	2- 1	1- 0	NON-CONFERENCE	2- 0	2- 0	2- 0				
4- 0	1- 0	1- 0	HOME	0- 0	2- 0	0- 0				
3- 1	0- 1	0- 0	AWAY	2- 0	0- 0	1- 0				
2- 0	1- 0	0- 0	NEUTRAL	0- 0	0- 0	1- 0				
0- 0	0- 0	0- 0	CONFERENCE	0- 0	0- 0	0- 0				
0- 0	0- 0	0- 0	HOME	0- 0	0- 0	0- 0				
0- 0	0- 0	0- 0	AWAY	0- 0	0- 0	0- 0				
0- 0	0- 0	0- 0	NEUTRAL	0- 0	0- 0	0- 0				

RPI 1-25				RPI 26-50				RPI 51-100				RPI 101+			
RPI	S	Opponent	Score	RPI	S	Opponent	Score	RPI	S	Opponent	Score	RPI	S	Opponent	Score
1	A	UConn	81 91	35	H	DePaul	95 90	88	A	South Dakota St.	75 64	112	H	Toledo	74 39
14	N	UCLA	92 84					100	A	TCU	88 72	149	H	Bucknell	85 54
18	H	Ohio St.	75 72									289	A	Valparaiso	110 54
												334	N	Denver	94 52
LAST 12 Division I GAMES:															
1	A	UConn	81 91	14	N	UCLA	92 84								
18	H	Ohio St.	75 72	100	A	TCU	88 72								
334	N	Denver	94 52	35	H	DePaul	95 90								
289	A	Valparaiso	110 54	149	H	Bucknell	85 54								
88	A	South Dakota St.	75 64												
112	H	Toledo	74 39												

Non-Div I Games:

Notre Dame

Average RPI Win:	338	WON-LOST	WINNING	LAST 10	STRENGTH OF	OPP. STRENGTH	TEAM	ADJ.	CONF.	ADJ CONF.
Average RPI Loss:	107	RECORD	PCT. RANK	GAMES	SCHEDULE	OF SCHEDULE	RPI	RPI	RPI	RPI
DIV. I ONLY	3- 4	190	3- 4	236	295	238	238	10	10	
DIV. I NON-CONF.	3- 3	161	3- 3	305	291	254	254	10	10	
TOTALS	RPI 1-25	RPI 26-50	W-L RECORDS	RPI 51-100	RPI 101-150	RPI 150+				
3- 4	0- 1	0- 0	OVERALL	0- 2	0- 0	3- 1				
1- 3	0- 1	0- 0	HOME	0- 2	0- 0	1- 0				
2- 1	0- 0	0- 0	AWAY	0- 0	0- 0	2- 1				
0- 0	0- 0	0- 0	NEUTRAL	0- 0	0- 0	0- 0				
3- 3	0- 1	0- 0	NON-CONFERENCE	0- 1	0- 0	3- 1				
1- 2	0- 1	0- 0	HOME	0- 1	0- 0	1- 0				
2- 1	0- 0	0- 0	AWAY	0- 0	0- 0	2- 1				
0- 0	0- 0	0- 0	NEUTRAL	0- 0	0- 0	0- 0				
0- 1	0- 0	0- 0	CONFERENCE	0- 1	0- 0	0- 0				
0- 1	0- 0	0- 0	HOME	0- 1	0- 0	0- 0				
0- 0	0- 0	0- 0	AWAY	0- 0	0- 0	0- 0				
0- 0	0- 0	0- 0	NEUTRAL	0- 0	0- 0	0- 0				

RPI 1-25				RPI 26-50				RPI 51-100				RPI 101+				Team's RPI: 238	
RPI	S	Opponent	Score	RPI	S	Opponent	Score	RPI	S	Opponent	Score	RPI	S	Opponent	Score		
24	H	Michigan St.	62 82					65	H	Central Mich.	87 110	263	A	Miami (OH)	54 65		
								75	H	Youngstown St.	77 96	329	A	Niagara	77 67		
												337	H	Dartmouth	78 60		
												348	A	Norfolk St.	83 73		
LAST 12 Division I GAMES:																	
				329	A	Niagara	77 67	24	H	Michigan St.	62 82						
				65	H	Central Mich.	87 110	263	A	Miami (OH)	54 65						
								337	H	Dartmouth	78 60						
								75	H	Youngstown St.	77 96						
								348	A	Norfolk St.	83 73						

Non-Div I Games: Rochester College 83 49 Mich.-Dearborn 123 38

Oakland

Average RPI Win:	202	WON-LOST	WINNING	LAST 10	STRENGTH OF	OPP. STRENGTH	TEAM	ADJ.	CONF.	ADJ CONF.
Average RPI Loss:	67	RECORD	PCT. RANK	GAMES	SCHEDULE	OF SCHEDULE	RPI	RPI	RPI	RPI
DIV. I ONLY	5- 3	119	5- 3	52	192	47	47	12	12	
DIV. I NON-CONF.	5- 3	119	5- 3	55	196	47	47	12	12	
TOTALS	RPI 1-25	RPI 26-50	W-L RECORDS	RPI 51-100	RPI 101-150	RPI 150+				
5- 3	0- 1	0- 1	OVERALL	1- 0	1- 1	3- 0				
2- 0	0- 0	0- 0	HOME	0- 0	0- 0	2- 0				
0- 3	0- 0	0- 0	AWAY	0- 0	0- 1	0- 0				
3- 0	0- 0	0- 0	NEUTRAL	1- 0	1- 0	1- 0				
5- 3	0- 1	0- 1	NON-CONFERENCE	1- 0	1- 1	3- 0				
2- 0	0- 0	0- 0	HOME	0- 0	0- 0	2- 0				
0- 3	0- 1	0- 1	AWAY	0- 0	0- 1	0- 0				
3- 0	0- 0	0- 0	NEUTRAL	1- 0	1- 0	1- 0				
0- 0	0- 0	0- 0	CONFERENCE	0- 0	0- 0	0- 0				
0- 0	0- 0	0- 0	HOME	0- 0	0- 0	0- 0				
0- 0	0- 0	0- 0	AWAY	0- 0	0- 0	0- 0				
0- 0	0- 0	0- 0	NEUTRAL	0- 0	0- 0	0- 0				

RPI 1-25				RPI 26-50				Team's RPI: 47	RPI 51-100				RPI 101+			
RPI	S	Opponent	Score	RPI	S	Opponent	Score		RPI	S	Opponent	Score	RPI	S	Opponent	Score
8	A	Illinois	53 62	44	A	Duquesne	47 64		79	N	Indiana	63 56	114	N	FGCU	69 57
													150	A	Vanderbilt	59 62
													214	N	Winthrop	75 54
													295	H	IPFW	79 52
													308	H	Saint Francis (PA)	91 65
LAST 12 Division I GAMES:																
44	A	Duquesne	47 64	79	N	Indiana	63 56									
308	H	Saint Francis (PA)	91 65	214	N	Winthrop	75 54									
295	H	IPFW	79 52	114	N	FGCU	69 57									
150	A	Vanderbilt	59 62	8	A	Illinois	53 62									

Non-Div I Games:

Ohio

Average RPI Win:	175	WON-LOST	WINNING	LAST 10	STRENGTH OF	OPP. STRENGTH	TEAM	ADJ.	CONF.	ADJ CONF.
Average RPI Loss:	5	RECORD	PCT. RANK	GAMES	SCHEDULE	OF SCHEDULE	RPI	RPI	RPI	RPI
DIV. I ONLY	6- 3	100	6- 3	14	41	18	18	2	2	
DIV. I NON-CONF.	6- 3	101	6- 3	15	42	18	18	2	2	
TOTALS	RPI 1-25	RPI 26-50	W-L RECORDS	RPI 51-100	RPI 101-150	RPI 150+				
6- 3	0- 3	1- 0	OVERALL	1- 0	0- 0	4- 0				
3- 1	0- 1	0- 0	HOME	1- 0	0- 0	2- 0				
1- 2	0- 2	0- 0	AWAY	0- 0	0- 0	1- 0				
2- 0	0- 0	1- 0	NEUTRAL	0- 0	0- 0	1- 0				
6- 3	0- 3	1- 0	NON-CONFERENCE	1- 0	0- 0	4- 0				
3- 1	0- 1	0- 0	HOME	1- 0	0- 0	2- 0				
1- 2	0- 2	0- 0	AWAY	0- 0	0- 0	1- 0				
2- 0	0- 0	1- 0	NEUTRAL	0- 0	0- 0	1- 0				
0- 0	0- 0	0- 0	CONFERENCE	0- 0	0- 0	0- 0				
0- 0	0- 0	0- 0	HOME	0- 0	0- 0	0- 0				
0- 0	0- 0	0- 0	AWAY	0- 0	0- 0	0- 0				
0- 0	0- 0	0- 0	NEUTRAL	0- 0	0- 0	0- 0				

RPI 1-25				RPI 26-50				RPI 51-100				RPI 101+			
RPI	S	Opponent	Score	RPI	S	Opponent	Score	RPI	S	Opponent	Score	RPI	S	Opponent	Score
1	H	UConn	56 100	41	N	Texas A&M	95 80	97	H	Belmont	84 56	155	N	Liberty	75 65
4	A	Notre Dame	72 75									161	A	Cincinnati	105 76
11	A	South Carolina	80 88									272	H	N.C. A&T	89 56
												325	H	Wagner	106 47
LAST 12 Division I GAMES:															
4	A	Notre Dame	72 75	272	H	N.C. A&T	89 56								
41	N	Texas A&M	95 80	161	A	Cincinnati	105 76								
155	N	Liberty	75 65	11	A	South Carolina	80 88								
325	H	Wagner	106 47												
97	H	Belmont	84 56												
1	H	UConn	56 100												

Non-Div I Games:

Ohio St.

Average RPI Win:	142	WON-LOST	WINNING	LAST 10	STRENGTH OF	OPP. STRENGTH	TEAM	ADJ.	CONF.	ADJ CONF.
Average RPI Loss:	154	RECORD	PCT. RANK	GAMES	SCHEDULE	OF SCHEDULE	RPI	RPI	RPI	RPI
DIV. I ONLY	9- 1	15	9- 1	113	36	32	32	3	3	
DIV. I NON-CONF.	9- 1	15	9- 1	120	36	32	32	3	3	
TOTALS	RPI 1-25	RPI 26-50	W-L RECORDS	RPI 51-100	RPI 101-150	RPI 150+				
9- 1	1- 0	2- 0	OVERALL	0- 0	1- 0	5- 1				
4- 1	1- 0	0- 0	HOME	0- 0	0- 0	3- 1				
3- 0	0- 0	1- 0	AWAY	0- 0	0- 0	2- 0				
2- 0	0- 0	1- 0	NEUTRAL	0- 0	1- 0	0- 0				
9- 1	1- 0	2- 0	NON-CONFERENCE	0- 0	1- 0	5- 1				
4- 1	1- 0	0- 0	HOME	0- 0	0- 0	3- 1				
3- 0	0- 0	1- 0	AWAY	0- 0	0- 0	2- 0				
2- 0	0- 0	1- 0	NEUTRAL	0- 0	1- 0	0- 0				
0- 0	0- 0	0- 0	CONFERENCE	0- 0	0- 0	0- 0				
0- 0	0- 0	0- 0	HOME	0- 0	0- 0	0- 0				
0- 0	0- 0	0- 0	AWAY	0- 0	0- 0	0- 0				
0- 0	0- 0	0- 0	NEUTRAL	0- 0	0- 0	0- 0				

RPI 1-25				RPI 26-50				Team's RPI: 32				RPI 51-100				RPI 101+			
RPI	S	Opponent	Score	RPI	S	Opponent	Score	RPI	S	Opponent	Score	RPI	S	Opponent	Score	RPI	S	Opponent	Score
13	H	BYU	73 47	36	N	Boston College	76 61					129	N	Utah	70 55				
				49	A	Washington	71 68									154	H	North Texas	57 61
																184	H	UTSA	80 41
																194	A	Bradley	79 46
																205	H	Little Rock	65 52
																214	H	Winthrop	78 48
																256	A	Tulsa	75 62
LAST 12 Division I GAMES:																			
				129	N	Utah	70 55					184	H	UTSA	80 41				
				194	A	Bradley	79 46					256	A	Tulsa	75 62				
				13	H	BYU	73 47					49	A	Washington	71 68				
				154	H	North Texas	57 61					205	H	Little Rock	65 52				
				214	H	Winthrop	78 48					36	N	Boston College	76 61				

Non-Div I Games:

Oklahoma

■ Loss, 
 ■ Non-Conf, S Site, 
 ■ Home 
 ■ Away 
 N Neutral

Average RPI Win:	189	WON-LOST	WINNING	LAST 10	STRENGTH OF	OPP. STRENGTH	TEAM	ADJ.	CONF.	ADJ CONF.
Average RPI Loss:	0	RECORD	PCT. RANK	GAMES	SCHEDULE	OF SCHEDULE	RPI	RPI	RPI	RPI
DIV. I ONLY	7- 0	1	7- 0	305	103	73	73	3	3	
DIV. I NON-CONF.	7- 0	1	7- 0	303	104	74	74	3	3	
TOTALS	RPI 1-25	RPI 26-50	W-L RECORDS	RPI 51-100	RPI 101-150	RPI 150+				
7- 0	0- 0	0- 0	OVERALL	2- 0	1- 0	4- 0				
6- 0	0- 0	0- 0	HOME	1- 0	1- 0	4- 0				
1- 0	0- 0	0- 0	AWAY	1- 0	0- 0	0- 0				
0- 0	0- 0	0- 0	NEUTRAL	0- 0	0- 0	0- 0				
7- 0	0- 0	0- 0	NON-CONFERENCE	2- 0	1- 0	4- 0				
6- 0	0- 0	0- 0	HOME	1- 0	1- 0	4- 0				
1- 0	0- 0	0- 0	AWAY	1- 0	0- 0	0- 0				
0- 0	0- 0	0- 0	NEUTRAL	0- 0	0- 0	0- 0				
0- 0	0- 0	0- 0	CONFERENCE	0- 0	0- 0	0- 0				
0- 0	0- 0	0- 0	HOME	0- 0	0- 0	0- 0				
0- 0	0- 0	0- 0	AWAY	0- 0	0- 0	0- 0				
0- 0	0- 0	0- 0	NEUTRAL	0- 0	0- 0	0- 0				

RPI 1-25			RPI 26-50			RPI 51-100			Team's RPI: 73	RPI 101+		
RPI	S	Opponent	Score	RPI	S	Opponent	Score	RPI	S	Opponent	Score	
								62	H	Washington St.	70	60
								96	A	Missouri St.	74	55
								139	H	UTRGV	78	54
								153	H	SIUE	86	61
								273	H	Oral Roberts	59	55
								285	H	Texas Southern	87	52
								318	H	Lamar	90	45
LAST 12 Division I GAMES:												
								62	H	Washington St.	70	60
								273	H	Oral Roberts	59	55
								96	A	Missouri St.	74	55
								153	H	SIUE	86	61
								285	H	Texas Southern	87	52
								318	H	Lamar	90	45

Non-Div I Games:

Oklahoma St.

Average RPI Win:	298	WON-LOST	WINNING	LAST 10	STRENGTH OF	OPP. STRENGTH	TEAM	ADJ.	CONF.	ADJ CONF.
Average RPI Loss:	107	RECORD	PCT. RANK	GAMES	SCHEDULE	OF SCHEDULE	RPI	RPI	RPI	RPI
DIV. I ONLY	2- 6	261	2- 6	61	248	227	227	11	11	
DIV. I NON-CONF.	2- 6	258	2- 6	63	247	227	227	11	11	
TOTALS	RPI 1-25	RPI 26-50	W-L RECORDS	RPI 51-100	RPI 101-150	RPI 150+				
2- 6	0- 1	0- 1	OVERALL	0- 1	0- 2	2- 1				
2- 2	0- 1	0- 0	HOME	0- 0	0- 0	2- 1				
0- 1	0- 0	0- 0	AWAY	0- 0	0- 1	0- 0				
0- 3	0- 0	0- 1	NEUTRAL	0- 1	0- 1	0- 0				
2- 6	0- 1	0- 1	NON-CONFERENCE	0- 1	0- 2	2- 1				
2- 2	0- 1	0- 0	HOME	0- 0	0- 0	2- 1				
0- 1	0- 0	0- 0	AWAY	0- 0	0- 1	0- 0				
0- 3	0- 0	0- 1	NEUTRAL	0- 1	0- 1	0- 0				
0- 0	0- 0	0- 0	CONFERENCE	0- 0	0- 0	0- 0				
0- 0	0- 0	0- 0	HOME	0- 0	0- 0	0- 0				
0- 0	0- 0	0- 0	AWAY	0- 0	0- 0	0- 0				
0- 0	0- 0	0- 0	NEUTRAL	0- 0	0- 0	0- 0				

RPI 1-25				RPI 26-50				RPI 51-100				RPI 101+				Team's RPI: 227	
RPI	S	Opponent	Score	RPI	S	Opponent	Score	RPI	S	Opponent	Score	RPI	S	Opponent	Score		
23	H	Miami (FL)	35 61	48	N	Maryland	49 95	88	N	South Dakota St.	39 71	143	A	Richmond	57 62		
												146	N	Pittsburgh	58 67		
												193	H	ETSU	52 56		
												271	H	Loyola Maryland	64 41		
												325	H	Wagner	71 57		
LAST 12 Division I GAMES:																	
				271	H	Loyola Maryland	64 41					325	H	Wagner	71 57		
				88	N	South Dakota St.	39 71					143	A	Richmond	57 62		
				146	N	Pittsburgh	58 67										
				48	N	Maryland	49 95										
				193	H	ETSU	52 56										
				23	H	Miami (FL)	35 61										

Non-Div I Games:

Old Dominion

Average RPI Win:	225	WON-LOST	WINNING	LAST 10	STRENGTH OF	OPP. STRENGTH	TEAM	ADJ.	CONF.	ADJ CONF.
Average RPI Loss:	115	RECORD	PCT. RANK	GAMES	SCHEDULE	OF SCHEDULE	RPI	RPI	RPI	RPI
DIV. I ONLY	5- 4	143	5- 4	248	150	195	195	4	4	
DIV. I NON-CONF.	5- 4	145	5- 4	252	152	197	197	4	4	
TOTALS	RPI 1-25	RPI 26-50	W-L RECORDS	RPI 51-100	RPI 101-150	RPI 150+				
5- 4	0- 0	0- 0	OVERALL	0- 1	2- 3	3- 0				
3- 2	0- 0	0- 0	HOME	0- 1	1- 1	2- 0				
2- 2	0- 0	0- 0	AWAY	0- 0	1- 2	1- 0				
0- 0	0- 0	0- 0	NEUTRAL	0- 0	0- 0	0- 0				
5- 4	0- 0	0- 0	NON-CONFERENCE	0- 1	2- 3	3- 0				
3- 2	0- 0	0- 0	HOME	0- 1	1- 1	2- 0				
2- 2	0- 0	0- 0	AWAY	0- 0	1- 2	1- 0				
0- 0	0- 0	0- 0	NEUTRAL	0- 0	0- 0	0- 0				
0- 0	0- 0	0- 0	CONFERENCE	0- 0	0- 0	0- 0				
0- 0	0- 0	0- 0	HOME	0- 0	0- 0	0- 0				
0- 0	0- 0	0- 0	AWAY	0- 0	0- 0	0- 0				
0- 0	0- 0	0- 0	NEUTRAL	0- 0	0- 0	0- 0				

RPI 1-25				RPI 26-50				RPI 51-100				RPI 101+				Team's RPI: 195	
RPI	S	Opponent	Score	RPI	S	Opponent	Score	RPI	S	Opponent	Score	RPI	S	Opponent	Score		
								96	H	Missouri St.	78	91	117	H	La.-Lafayette	78	82
												121	A	Middle Tenn.	75	84	
												124	A	Southern Miss.	38	57	
												135	H	Western Ky.	59	53	
												137	A	Stony Brook	72	57	
												231	H	Ark.-Pine Bluff	80	45	
												298	H	Mississippi Val.	97	61	
												325	A	Wagner	86	49	
LAST 12 Division I GAMES:																	
				137	A	Stony Brook	72	57				124	A	Southern Miss.	38	57	
				121	A	Middle Tenn.	75	84				231	H	Ark.-Pine Bluff	80	45	
				96	H	Missouri St.	78	91				135	H	Western Ky.	59	53	
				117	H	La.-Lafayette	78	82				325	A	Wagner	86	49	
				298	H	Mississippi Val.	97	61									

Non-Div I Games:

Ole Miss



Average RPI Win:	301	WON-LOST	WINNING	LAST 10	STRENGTH OF	OPP. STRENGTH	TEAM	ADJ.	CONF.	ADJ CONF.
Average RPI Loss:	141	RECORD	PCT. RANK	GAMES	SCHEDULE	OF SCHEDULE	RPI	RPI	RPI	RPI
DIV. I ONLY	5- 3	119	5- 3	344	183	253	253	27	27	
DIV. I NON-CONF.	5- 3	119	5- 3	345	187	253	253	28	28	
TOTALS	RPI 1-25	RPI 26-50	W-L RECORDS	RPI 51-100	RPI 101-150	RPI 150+				
5- 3	0- 0	0- 0	OVERALL	0- 0	0- 2	5- 1				
3- 0	0- 0	0- 0	HOME	0- 0	0- 0	3- 0				
1- 2	0- 0	0- 0	AWAY	0- 0	0- 1	1- 1				
1- 1	0- 0	0- 0	NEUTRAL	0- 0	0- 1	1- 0				
5- 3	0- 0	0- 0	NON-CONFERENCE	0- 0	0- 2	5- 1				
3- 0	0- 0	0- 0	HOME	0- 0	0- 0	3- 0				
1- 2	0- 0	0- 0	AWAY	0- 0	0- 1	1- 1				
1- 1	0- 0	0- 0	NEUTRAL	0- 0	0- 1	1- 0				
0- 0	0- 0	0- 0	CONFERENCE	0- 0	0- 0	0- 0				
0- 0	0- 0	0- 0	HOME	0- 0	0- 0	0- 0				
0- 0	0- 0	0- 0	AWAY	0- 0	0- 0	0- 0				
0- 0	0- 0	0- 0	NEUTRAL	0- 0	0- 0	0- 0				

RPI 1-25			RPI 26-50			RPI 51-100			RPI 101+			Team's RPI: 253
RPI	S	Opponent	Score	RPI	S	Opponent	Score	RPI	S	Opponent	Score	
								126	N	Houston Baptist	51	64
								144	A	North Dakota	52	67
								153	A	SIUE	86	90
								247	A	Indiana St.	51	50
								288	H	UCF	75	60
								317	H	UMKC	57	42
								320	N	Illinois St.	60	56
								333	H	Eastern Ill.	76	67
LAST 12 Division I GAMES:												
153	A	SIUE	86	90	333	H	Eastern Ill.	76	67			
288	H	UCF	75	60	317	H	UMKC	57	42			
					320	N	Illinois St.	60	56			
					126	N	Houston Baptist	51	64			
					247	A	Indiana St.	51	50			
					144	A	North Dakota	52	67			

Non-Div I Games: Midland 58 53 Waldorf 97 32

Omaha

Loss, Non-Conf, S Site, H Home A Away N Neutral

Oral Roberts

Through Games Of Dec. 13, 2015

Average RPI Win:	256	WON-LOST	WINNING	LAST 10	STRENGTH OF	OPP. STRENGTH	TEAM	ADJ.	CONF.	ADJ CONF.
Average RPI Loss:	160	RECORD	PCT. RANK	GAMES	SCHEDULE	OF SCHEDULE	RPI	RPI	RPI	RPI
DIV. I ONLY	1- 7	315	1- 7	190	223	273	273	27	27	
DIV. I NON-CONF.	1- 7	311	1- 7	195	224	275	275	28	28	
TOTALS	RPI 1-25	RPI 26-50	W-L RECORDS	RPI 51-100	RPI 101-150	RPI 150+				
1- 7	0- 0	0- 0	OVERALL	0- 3	0- 1	1- 3				
0- 1	0- 0	0- 0	HOME	0- 0	0- 0	0- 1				
1- 6	0- 0	0- 0	AWAY	0- 3	0- 1	1- 2				
0- 0	0- 0	0- 0	NEUTRAL	0- 0	0- 0	0- 0				
1- 7	0- 0	0- 0	NON-CONFERENCE	0- 3	0- 1	1- 3				
0- 1	0- 0	0- 0	HOME	0- 0	0- 0	0- 1				
1- 6	0- 0	0- 0	AWAY	0- 3	0- 1	1- 2				
0- 0	0- 0	0- 0	NEUTRAL	0- 0	0- 0	0- 0				
0- 0	0- 0	0- 0	CONFERENCE	0- 0	0- 0	0- 0				
0- 0	0- 0	0- 0	HOME	0- 0	0- 0	0- 0				
0- 0	0- 0	0- 0	AWAY	0- 0	0- 0	0- 0				
0- 0	0- 0	0- 0	NEUTRAL	0- 0	0- 0	0- 0				

RPI 1-25			RPI 26-50			RPI 51-100			RPI 101+			Team's RPI: 273
RPI	S	Opponent	Score	RPI	S	Opponent	Score	RPI	S	Opponent	Score	
						73 A Oklahoma St.	55 59	145 A Eastern Mich.		69 77		
						80 A Michigan	44 61	205 H Little Rock		52 66		
						96 A Missouri St.	64 72	249 A Arkansas		50 65		
								256 A Tulsa		59 53		
								269 A Grand Canyon		64 66		
LAST 12 Division I GAMES:												
						96 A Missouri St.	64 72	205 H Little Rock		52 66		
						249 A Arkansas	50 65	256 A Tulsa		59 53		
						145 A Eastern Mich.	69 77	269 A Grand Canyon		64 66		
						80 A Michigan	44 61					
						73 A Oklahoma St.	55 59					

Non-Div I Games: Evangel 89 46

Oral Roberts

Loss, Non-Conf, S Site, H Home A Away N Neutral

Average RPI Win: 211		WON-LOST	WINNING	LAST 10	STRENGTH OF	OPP. STRENGTH	TEAM	ADJ.	CONF.	ADJ CONF.
Average RPI Loss: 0		RECORD	PCT. RANK	GAMES	SCHEDULE	OF SCHEDULE	RPI	RPI	RPI	RPI
DIV. I ONLY		8- 0	1	8- 0	342	12	113	113	1	1
DIV. I NON-CONF.		8- 0	1	8- 0	342	12	115	115	1	1
TOTALS	RPI 1-25	RPI 26-50		W-L RECORDS		RPI 51-100	RPI 101-150	RPI 150+		
8- 0	0- 0	0- 0		OVERALL		0- 0	1- 0	7- 0		
7- 0	0- 0	0- 0		HOME		0- 0	1- 0	6- 0		
1- 0	0- 0	0- 0		AWAY		0- 0	0- 0	1- 0		
0- 0	0- 0	0- 0		NEUTRAL		0- 0	0- 0	0- 0		
8- 0	0- 0	0- 0		NON-CONFERENCE		0- 0	1- 0	7- 0		
7- 0	0- 0	0- 0		HOME		0- 0	1- 0	6- 0		
1- 0	0- 0	0- 0		AWAY		0- 0	0- 0	1- 0		
0- 0	0- 0	0- 0		NEUTRAL		0- 0	0- 0	0- 0		
0- 0	0- 0	0- 0		CONFERENCE		0- 0	0- 0	0- 0		
0- 0	0- 0	0- 0		HOME		0- 0	0- 0	0- 0		
0- 0	0- 0	0- 0		AWAY		0- 0	0- 0	0- 0		
0- 0	0- 0	0- 0		NEUTRAL		0- 0	0- 0	0- 0		

RPI 1-25				RPI 26-50				RPI 51-100				RPI 101+				Team's RPI: 113	
RPI	S	Opponent	Score	RPI	S	Opponent	Score	RPI	S	Opponent	Score	RPI	S	Opponent	Score		
												144	H	North Dakota	77	51	
												162	H	Hampton	86	51	
												172	H	Utah Valley	79	68	
												175	A	North Carolina	79	77	
												230	H	Clemson	69	56	
												240	H	Portland	93	52	
												266	H	San Jose St.	104	74	
												301	H	UC Santa Barbara	79	51	
LAST 12 Division I GAMES:																	
				144	H	North Dakota	77	51	240	H	Portland	93	52				
				230	H	Clemson	69	56	172	H	Utah Valley	79	68				
				301	H	UC Santa Barbara	79	51	266	H	San Jose St.	104	74				
				162	H	Hampton	86	51									
				175	A	North Carolina	79	77									

Non-Div I Games:

Oregon

■ Loss, ■ Non-Conf, S Site, H Home A Away N Neutral

Average RPI Win:	164	WON-LOST	WINNING	LAST 10	STRENGTH OF	OPP. STRENGTH	TEAM	ADJ.	CONF.	ADJ CONF.
Average RPI Loss:	0	RECORD	PCT. RANK	GAMES	SCHEDULE	OF SCHEDULE	RPI	RPI	RPI	RPI
DIV. I ONLY	7- 0	1	7- 0	194	69	34	34	1	1	
DIV. I NON-CONF.	7- 0	1	7- 0	199	68	34	34	1	1	
TOTALS	RPI 1-25	RPI 26-50	W-L RECORDS	RPI 51-100	RPI 101-150	RPI 150+				
7- 0	0- 0	0- 0	OVERALL	4- 0	0- 0	3- 0				
3- 0	0- 0	0- 0	HOME	2- 0	0- 0	1- 0				
2- 0	0- 0	0- 0	AWAY	1- 0	0- 0	1- 0				
2- 0	0- 0	0- 0	NEUTRAL	1- 0	0- 0	1- 0				
7- 0	0- 0	0- 0	NON-CONFERENCE	4- 0	0- 0	3- 0				
3- 0	0- 0	0- 0	HOME	2- 0	0- 0	1- 0				
2- 0	0- 0	0- 0	AWAY	1- 0	0- 0	1- 0				
2- 0	0- 0	0- 0	NEUTRAL	1- 0	0- 0	1- 0				
0- 0	0- 0	0- 0	CONFERENCE	0- 0	0- 0	0- 0				
0- 0	0- 0	0- 0	HOME	0- 0	0- 0	0- 0				
0- 0	0- 0	0- 0	AWAY	0- 0	0- 0	0- 0				
0- 0	0- 0	0- 0	NEUTRAL	0- 0	0- 0	0- 0				

RPI 1-25				RPI 26-50				Team's RPI: 34				RPI 51-100				RPI 101+			
RPI	S	Opponent	Score	RPI	S	Opponent	Score					RPI	S	Opponent	Score	RPI	S	Opponent	Score
												74	H	Idaho	69 44	240	A	Portland	94 50
												77	N	Hofstra	73 50	249	N	Arkansas	63 47
												82	H	UC Riverside	86 65	332	H	Longwood	110 45
												92	A	Marquette	65 58				
LAST 12 Division I GAMES:																			
				74	H	Idaho	69 44					92	A	Marquette	65 58				
												249	N	Arkansas	63 47				
												77	N	Hofstra	73 50				
												82	H	UC Riverside	86 65				
												240	A	Portland	94 50				
												332	H	Longwood	110 45				

Non-Div I Games:

Oregon St.

## Pacific

Through Games Of Dec. 13, 2015

Average RPI Win:	238	WON-LOST	WINNING	LAST 10	STRENGTH OF	OPP. STRENGTH	TEAM	ADJ.	CONF.	ADJ CONF.
Average RPI Loss:	138	RECORD	PCT. RANK	GAMES	SCHEDULE	OF SCHEDULE	RPI	RPI	RPI	RPI
DIV. I ONLY	5- 4	143	5- 4	180	252	130	130	7	7	
DIV. I NON-CONF.	5- 4	145	5- 4	186	252	131	131	7	7	
TOTALS	RPI 1-25	RPI 26-50	W-L RECORDS	RPI 51-100	RPI 101-150	RPI 150+				
5- 4	0- 0	0- 1	OVERALL	0- 0	0- 1	5- 2				
1- 1	0- 0	0- 0	HOME	0- 0	0- 1	1- 0				
4- 3	0- 0	0- 0	AWAY	0- 0	0- 0	4- 0				
0- 0	0- 0	0- 0	NEUTRAL	0- 0	0- 0	0- 0				
5- 4	0- 0	0- 1	NON-CONFERENCE	0- 0	0- 1	5- 2				
1- 1	0- 0	0- 0	HOME	0- 0	0- 1	1- 0				
4- 3	0- 0	0- 1	AWAY	0- 0	0- 0	4- 2				
0- 0	0- 0	0- 0	NEUTRAL	0- 0	0- 0	0- 0				
0- 0	0- 0	0- 0	CONFERENCE	0- 0	0- 0	0- 0				
0- 0	0- 0	0- 0	HOME	0- 0	0- 0	0- 0				
0- 0	0- 0	0- 0	AWAY	0- 0	0- 0	0- 0				
0- 0	0- 0	0- 0	NEUTRAL	0- 0	0- 0	0- 0				

RPI 1-25				RPI 26-50				RPI 51-100				RPI 101+				Team's RPI: 130	
RPI	S	Opponent	Score	RPI	S	Opponent	Score	RPI	S	Opponent	Score	RPI	S	Opponent	Score		
				27	A	Arizona	56 69					104	H	Long Beach St.	60 68		
												175	A	North Carolina	66 63		
												206	A	Utah St.	70 78		
												207	A	Gardner-Webb	84 77		
												215	A	Montana	54 64		
												221	A	UC Davis	66 53		
												266	H	San Jose St.	81 69		
												321	A	CSU Bakersfield	80 74		
LAST 12 Division I GAMES:																	
266	H	San Jose St.	81 69	215	A	Montana	54 64										
27	A	Arizona	56 69	221	A	UC Davis	66 53										
104	H	Long Beach St.	60 68	321	A	CSU Bakersfield	80 74										
207	A	Gardner-Webb	84 77														
175	A	North Carolina	66 63														
206	A	Utah St.	70 78														

Non-Div I Games:

Pacific

■ Loss, 
 ■ Non-Conf, 
 ■ S Site, 
 ■ H Home 
 ■ A Away 
 N Neutral

Average RPI Win:	210	WON-LOST	WINNING	LAST 10	STRENGTH OF	OPP. STRENGTH	TEAM	ADJ.	CONF.	ADJ CONF.
Average RPI Loss:	28	RECORD	PCT. RANK	GAMES	SCHEDULE	OF SCHEDULE	RPI	RPI	RPI	RPI
DIV. I ONLY	5- 2	82	5- 2	41	174	43	43	14	14	
DIV. I NON-CONF.	5- 2	83	5- 2	44	177	43	43	14	14	
TOTALS	RPI 1-25	RPI 26-50	W-L RECORDS	RPI 51-100	RPI 101-150	RPI 150+				
5- 2	0- 1	0- 1	OVERALL	1- 0	0- 0	4- 0				
3- 1	0- 1	0- 0	HOME	1- 0	0- 0	2- 0				
2- 1	0- 0	0- 1	AWAY	0- 0	0- 0	2- 0				
0- 0	0- 0	0- 0	NEUTRAL	0- 0	0- 0	0- 0				
5- 2	0- 1	0- 1	NON-CONFERENCE	1- 0	0- 0	4- 0				
3- 1	0- 1	0- 0	HOME	1- 0	0- 0	2- 0				
2- 1	0- 0	0- 1	AWAY	0- 0	0- 0	2- 0				
0- 0	0- 0	0- 0	NEUTRAL	0- 0	0- 0	0- 0				
0- 0	0- 0	0- 0	CONFERENCE	0- 0	0- 0	0- 0				
0- 0	0- 0	0- 0	HOME	0- 0	0- 0	0- 0				
0- 0	0- 0	0- 0	AWAY	0- 0	0- 0	0- 0				
0- 0	0- 0	0- 0	NEUTRAL	0- 0	0- 0	0- 0				

RPI 1-25				RPI 26-50				Team's RPI: 43	RPI 51-100				RPI 101+			
RPI	S	Opponent	Score	RPI	S	Opponent	Score		RPI	S	Opponent	Score	RPI	S	Opponent	Score
5	H	Duke	50 57	50	A	Saint Joseph's	46 50		53	H	Colorado St.	49 48	203	H	Navy	57 43
													228	A	New Hampshire	67 60
													235	A	UMBC	81 46
													331	H	Lafayette	54 37
LAST 12 Division I GAMES:																
228	A	New Hampshire	67 60	50	A	Saint Joseph's	46 50		53	H	Colorado St.	49 48				
331	H	Lafayette	54 37						203	H	Navy	57 43				
235	A	UMBC	81 46													
5	H	Duke	50 57													

Non-Div I Games:

Penn

Average RPI Win:	220	WON-LOST	WINNING	LAST 10	STRENGTH OF	OPP. STRENGTH	TEAM	ADJ.	CONF.	ADJ CONF.
Average RPI Loss:	75	RECORD	PCT. RANK	GAMES	SCHEDULE	OF SCHEDULE	RPI	RPI	RPI	RPI
DIV. I ONLY	4- 6	197	0- 1	78	70	164	164	2	2	
DIV. I NON-CONF.	4- 6	197	0- 1	83	69	163	163	2	2	
TOTALS	RPI 1-25	RPI 26-50	W-L RECORDS	RPI 51-100	RPI 101-150	RPI 150+				
4- 6	0- 1	0- 3	OVERALL	1- 1	0- 0	3- 1				
4- 1	0- 0	0- 0	HOME	1- 1	0- 0	3- 0				
0- 4	0- 0	0- 3	AWAY	0- 0	0- 0	0- 1				
0- 1	0- 1	0- 0	NEUTRAL	0- 0	0- 0	0- 0				
4- 6	0- 1	0- 3	NON-CONFERENCE	1- 1	0- 0	3- 1				
4- 1	0- 0	0- 0	HOME	1- 1	0- 0	3- 0				
0- 4	0- 0	0- 3	AWAY	0- 0	0- 0	0- 1				
0- 1	0- 1	0- 0	NEUTRAL	0- 0	0- 0	0- 0				
0- 0	0- 0	0- 0	CONFERENCE	0- 0	0- 0	0- 0				
0- 0	0- 0	0- 0	HOME	0- 0	0- 0	0- 0				
0- 0	0- 0	0- 0	AWAY	0- 0	0- 0	0- 0				
0- 0	0- 0	0- 0	NEUTRAL	0- 0	0- 0	0- 0				

RPI 1-25				RPI 26-50				RPI 51-100				RPI 101+				Team's RPI: 164	
RPI	S	Opponent	Score	RPI	S	Opponent	Score	RPI	S	Opponent	Score	RPI	S	Opponent	Score		
13	N	BYU	51 63	29	A	Tennessee	66 74	67	H	Virginia Tech	59 64	233	H	Fordham	75 59		
				33	A	South Fla.	79 101	75	H	Youngstown St.	68 51	267	A	CSUN	73 81		
				38	A	St. Bonaventure	60 70					277	H	Central Conn. St.	73 47		
												294	H	Holy Cross	86 82		
LAST 12 Division I GAMES:																	
				13	N	BYU	51 63	75	H	Youngstown St.	68 51						
				38	A	St. Bonaventure	60 70	33	A	South Fla.	79 101						
				233	H	Fordham	75 59	67	H	Virginia Tech	59 64						
				294	H	Holy Cross	86 82	267	A	CSUN	73 81						
								277	H	Central Conn. St.	73 47						
								29	A	Tennessee	66 74						

Non-Div I Games:

Penn St.

■ Loss, 
■ Non-Conf, 
■ S Site, 
■ H Home 
■ A Away 
N Neutral

Pepperdine

Through Games Of Dec. 13, 2015

Average RPI Win:	318	WON-LOST	WINNING	LAST 10	STRENGTH OF	OPP. STRENGTH	TEAM	ADJ.	CONF.	ADJ CONF.
Average RPI Loss:	103	RECORD	PCT. RANK	GAMES	SCHEDULE	OF SCHEDULE	RPI	RPI	RPI	RPI
DIV. I ONLY	4- 6	197	0- 1	247	208	238	238	7	7	
DIV. I NON-CONF.	4- 6	197	0- 1	251	213	237	237	7	7	
TOTALS	RPI 1-25	RPI 26-50	W-L RECORDS	RPI 51-100	RPI 101-150	RPI 150+				
4- 6	0- 0	0- 0	OVERALL	0- 3	0- 2	4- 1				
3- 1	0- 0	0- 0	HOME	0- 1	0- 0	3- 0				
1- 4	0- 0	0- 0	AWAY	0- 2	0- 2	1- 0				
0- 1	0- 0	0- 0	NEUTRAL	0- 0	0- 0	0- 1				
4- 6	0- 0	0- 0	NON-CONFERENCE	0- 3	0- 2	4- 1				
3- 1	0- 0	0- 0	HOME	0- 1	0- 0	3- 0				
1- 4	0- 0	0- 0	AWAY	0- 2	0- 2	1- 0				
0- 1	0- 0	0- 0	NEUTRAL	0- 0	0- 0	0- 1				
0- 0	0- 0	0- 0	CONFERENCE	0- 0	0- 0	0- 0				
0- 0	0- 0	0- 0	HOME	0- 0	0- 0	0- 0				
0- 0	0- 0	0- 0	AWAY	0- 0	0- 0	0- 0				
0- 0	0- 0	0- 0	NEUTRAL	0- 0	0- 0	0- 0				

RPI 1-25			RPI 26-50			RPI 51-100			RPI 101+			Team's RPI: 238
RPI	S	Opponent	Score	RPI	S	Opponent	Score	RPI	S	Opponent	Score	
						56 A Army West Point	53 63	105 A UNLV			63 83	
						59 A Albany (NY)	49 64	116 A New Mexico			52 60	
						83 H Cal Poly	47 61	200 N George Mason			63 71	
								301 H UC Santa Barbara			71 69	
								316 H Cal St. Fullerton			81 75	
								321 A CSU Bakersfield			76 73	
								334 H Denver			64 60	
LAST 12 Division I GAMES:												
200 N		George Mason	63 71	83 H		Cal Poly	47 61					
116 A		New Mexico	52 60	301 H		UC Santa Barbara	71 69					
321 A		CSU Bakersfield	76 73	316 H		Cal St. Fullerton	81 75					
334 H		Denver	64 60	105 A		UNLV	63 83					
				59 A		Albany (NY)	49 64					
				56 A		Army West Point	53 63					

Non-Div I Games: Alas. Anchorage 61 94

Pepperdine

Loss, Non-Conf, S Site, H Home A Away N Neutral



Average RPI Win:	<b>292</b>	WON-LOST	WINNING	LAST 10	STRENGTH OF	OPP. STRENGTH	TEAM	ADJ.	CONF.	ADJ CONF.
Average RPI Loss:	<b>62</b>	RECORD	PCT. RANK	GAMES	SCHEDULE	OF SCHEDULE	RPI	RPI	RPI	RPI
DIV. I ONLY	<b>6- 4</b>	<b>131</b>	<b>6- 4</b>	<b>173</b>	<b>242</b>	<b>146</b>	<b>146</b>	<b>5</b>	<b>5</b>	
DIV. I NON-CONF.	<b>6- 4</b>	<b>131</b>	<b>6- 4</b>	<b>180</b>	<b>241</b>	<b>149</b>	<b>149</b>	<b>5</b>	<b>5</b>	
TOTALS	RPI 1-25	RPI 26-50	W-L RECORDS	RPI 51-100	RPI 101-150	RPI 150+				
6- 4	0- 0	0- 2	OVERALL	0- 2	0- 0	6- 0				
4- 0	0- 0	0- 0	HOME	0- 0	0- 0	4- 0				
1- 2	0- 0	0- 1	AWAY	0- 1	0- 0	1- 0				
1- 2	0- 0	0- 1	NEUTRAL	0- 1	0- 0	1- 0				
6- 4	0- 0	0- 2	NON-CONFERENCE	0- 2	0- 0	6- 0				
4- 0	0- 0	0- 0	HOME	0- 0	0- 0	4- 0				
1- 2	0- 0	0- 1	AWAY	0- 1	0- 0	1- 0				
1- 2	0- 0	0- 1	NEUTRAL	0- 1	0- 0	1- 0				
0- 0	0- 0	0- 0	CONFERENCE	0- 0	0- 0	0- 0				
0- 0	0- 0	0- 0	HOME	0- 0	0- 0	0- 0				
0- 0	0- 0	0- 0	AWAY	0- 0	0- 0	0- 0				
0- 0	0- 0	0- 0	NEUTRAL	0- 0	0- 0	0- 0				

RPI S	Opponent	Score	RPI S	Opponent	Score	RPI S	Opponent	Score	RPI S	Opponent	Score	Team's RPI: 146
31	A Princeton	47 61	48	N Maryland	49 70	80	A Michigan	45 82	227	N Old Dominion	67 58	
									294	H Holy Cross	56 50	
									299	H Mt. St. Mary's	74 57	
									300	H Delaware St.	77 43	
									308	A Saint Francis (PA)	74 59	
									325	H Wagner	67 41	
LAST 12 Division I GAMES:												
31	A Princeton	47 61	88	N South Dakota St.	54 55	299	H Mt. St. Mary's	74 57	300	H Delaware St.	77 43	
294	H Holy Cross	56 50	308	A Saint Francis (PA)	74 59	325	H Wagner	67 41				
80	A Michigan	45 82										
48	N Maryland	49 70										
227	N Old Dominion	67 58										

Non-Div I Games:

Pittsburgh

Average RPI Win:	336	WON-LOST	WINNING	LAST 10	STRENGTH OF	OPP. STRENGTH	TEAM	ADJ.	CONF.	ADJ CONF.
Average RPI Loss:	149	RECORD	PCT. RANK	GAMES	SCHEDULE	OF SCHEDULE	RPI	RPI	RPI	RPI
DIV. I ONLY	1- 8	322	1- 8	60	331	240	240	7	7	
DIV. I NON-CONF.	1- 8	318	1- 8	62	332	238	238	7	7	
TOTALS	RPI 1-25	RPI 26-50	W-L RECORDS	RPI 51-100	RPI 101-150	RPI 150+				
1- 8	0- 0	0- 2	OVERALL	0- 0	0- 1	1- 5				
0- 4	0- 0	0- 1	HOME	0- 0	0- 0	0- 3				
1- 4	0- 0	0- 1	AWAY	0- 0	0- 1	1- 2				
0- 0	0- 0	0- 0	NEUTRAL	0- 0	0- 0	0- 0				
1- 8	0- 0	0- 2	NON-CONFERENCE	0- 0	0- 1	1- 5				
0- 4	0- 0	0- 1	HOME	0- 0	0- 0	0- 3				
1- 4	0- 0	0- 1	AWAY	0- 0	0- 1	1- 2				
0- 0	0- 0	0- 0	NEUTRAL	0- 0	0- 0	0- 0				
0- 0	0- 0	0- 0	CONFERENCE	0- 0	0- 0	0- 0				
0- 0	0- 0	0- 0	HOME	0- 0	0- 0	0- 0				
0- 0	0- 0	0- 0	AWAY	0- 0	0- 0	0- 0				
0- 0	0- 0	0- 0	NEUTRAL	0- 0	0- 0	0- 0				

RPI 1-25			RPI 26-50			RPI 51-100			RPI 101+			Team's RPI: 240
RPI	S	Opponent	Score	RPI	S	Opponent	Score	RPI	S	Opponent	Score	
				34	H	Oregon St.	50 94					
				49	A	Washington	65 83					
								113	A	Oregon	52 93	
								183	H	Weber St.	55 57	
								185	H	Boise St.	49 89	
								192	A	Montana St.	57 86	
								215	A	Montana	67 90	
								221	H	UC Davis	47 72	
								336	A	Portland St.	69 53	
LAST 12 Division I GAMES:												
				49	A	Washington	65 83					
				221	H	UC Davis	47 72					
				183	H	Weber St.	55 57					
				336	A	Portland St.	69 53					
				215	A	Montana	67 90					
				192	A	Montana St.	57 86					
								113	A	Oregon	52 93	
								185	H	Boise St.	49 89	
								34	H	Oregon St.	50 94	

Non-Div I Games: Willamette 73 54

Portland

Average RPI Win:	0	WON-LOST	WINNING	LAST 10	STRENGTH OF	OPP. STRENGTH	TEAM	ADJ.	CONF.	ADJ CONF.
Average RPI Loss:	181	RECORD	PCT. RANK	GAMES	SCHEDULE	OF SCHEDULE	RPI	RPI	RPI	RPI
DIV. I ONLY	0- 6	332	0- 6	245	243	336	336	16	16	
DIV. I NON-CONF.	0- 6	327	0- 6	249	242	337	337	16	16	
TOTALS	RPI 1-25	RPI 26-50	W-L RECORDS	RPI 51-100	RPI 101-150	RPI 150+				
0- 6	0- 0	0- 0	OVERALL	0- 1	0- 2	0- 3				
0- 2	0- 0	0- 0	HOME	0- 0	0- 0	0- 2				
0- 4	0- 0	0- 0	AWAY	0- 1	0- 2	0- 1				
0- 0	0- 0	0- 0	NEUTRAL	0- 0	0- 0	0- 0				
0- 6	0- 0	0- 0	NON-CONFERENCE	0- 1	0- 2	0- 3				
0- 2	0- 0	0- 0	HOME	0- 0	0- 0	0- 2				
0- 4	0- 0	0- 0	AWAY	0- 1	0- 2	0- 1				
0- 0	0- 0	0- 0	NEUTRAL	0- 0	0- 0	0- 0				
0- 0	0- 0	0- 0	CONFERENCE	0- 0	0- 0	0- 0				
0- 0	0- 0	0- 0	HOME	0- 0	0- 0	0- 0				
0- 0	0- 0	0- 0	AWAY	0- 0	0- 0	0- 0				
0- 0	0- 0	0- 0	NEUTRAL	0- 0	0- 0	0- 0				

RPI 1-25			RPI 26-50			RPI 51-100			RPI 101+			Team's RPI: 336
RPI	S	Opponent	Score	RPI	S	Opponent	Score	RPI	S	Opponent	Score	
						88 A South Dakota St.	65 74			104 A Long Beach St.	71 89	
										117 A South Dakota	61 103	
										221 H UC Davis	70 82	
										240 H Portland	53 69	
										316 A Cal St. Fullerton	69 84	
LAST 12 Division I GAMES:												
						316 A Cal St. Fullerton	69 84			117 A South Dakota	61 103	
										88 A South Dakota St.	65 74	
										221 H UC Davis	70 82	
										240 H Portland	53 69	
										104 A Long Beach St.	71 89	

Non-Div I Games: Warner Pacific 64 76 Corban 90 76

Portland St.

Loss, Non-Conf, S Site, H Home A Away N Neutral

Average RPI Win:	297	WON-LOST	WINNING	LAST 10	STRENGTH OF	OPP. STRENGTH	TEAM	ADJ.	CONF.	ADJ CONF.
Average RPI Loss:	100	RECORD	PCT. RANK	GAMES	SCHEDULE	OF SCHEDULE	RPI	RPI	RPI	RPI
DIV. I ONLY	3- 1	67	3- 1	336	271	190	190	30	30	
DIV. I NON-CONF.	3- 1	65	3- 1	335	273	192	192	30	30	
TOTALS	RPI 1-25	RPI 26-50	W-L RECORDS	RPI 51-100	RPI 101-150	RPI 150+				
3- 1	0- 0	0- 0	OVERALL	0- 1	0- 0	3- 0				
1- 0	0- 0	0- 0	HOME	0- 0	0- 0	1- 0				
2- 1	0- 0	0- 0	AWAY	0- 0	0- 0	2- 0				
0- 0	0- 0	0- 0	NEUTRAL	0- 0	0- 0	0- 0				
3- 1	0- 0	0- 0	NON-CONFERENCE	0- 1	0- 0	3- 0				
1- 0	0- 0	0- 0	HOME	0- 0	0- 0	1- 0				
2- 1	0- 0	0- 0	AWAY	0- 1	0- 0	2- 0				
0- 0	0- 0	0- 0	NEUTRAL	0- 0	0- 0	0- 0				
0- 0	0- 0	0- 0	CONFERENCE	0- 0	0- 0	0- 0				
0- 0	0- 0	0- 0	HOME	0- 0	0- 0	0- 0				
0- 0	0- 0	0- 0	AWAY	0- 0	0- 0	0- 0				
0- 0	0- 0	0- 0	NEUTRAL	0- 0	0- 0	0- 0				

RPI 1-25			RPI 26-50			RPI 51-100			RPI 101+			Team's RPI: 190
RPI S	Opponent	Score	RPI S	Opponent	Score	RPI S	Opponent	Score	RPI S	Opponent	Score	
						100 A	TCU	60 69	229 A	Louisiana Tech	77 68	
									318 H	Lamar	80 72	
									345 A	Nicholls St.	81 70	
LAST 12 Division I GAMES:												
			318 H	Lamar	80 72							
			229 A	Louisiana Tech	77 68							
			100 A	TCU	60 69							
			345 A	Nicholls St.	81 70							

Non-Div I Games: Howard Payne 86 46

Presbyterian

Through Games Of Dec. 13, 2015

Average RPI Win:	332	WON-LOST	WINNING	LAST 10	STRENGTH OF	OPP. STRENGTH	TEAM	ADJ.	CONF.	ADJ CONF.
Average RPI Loss:	167	RECORD	PCT. RANK	GAMES	SCHEDULE	OF SCHEDULE	RPI	RPI	RPI	RPI
DIV. I ONLY	1- 5	298	1- 5	58	347	222	222	25	25	
DIV. I NON-CONF.	0- 4	327	0- 4	22	342	259	259	23	23	
TOTALS	RPI 1-25	RPI 26-50	W-L RECORDS	RPI 51-100	RPI 101-150	RPI 150+				
1- 5	0- 0	0- 0	OVERALL	0- 1	0- 2	1- 2				
0- 1	0- 0	0- 0	HOME	0- 0	0- 0	0- 1				
1- 4	0- 0	0- 0	AWAY	0- 1	0- 2	1- 1				
0- 0	0- 0	0- 0	NEUTRAL	0- 0	0- 0	0- 0				
0- 4	0- 0	0- 0	NON-CONFERENCE	0- 1	0- 2	0- 1				
0- 0	0- 0	0- 0	HOME	0- 0	0- 0	0- 0				
0- 4	0- 0	0- 0	AWAY	0- 1	0- 2	0- 1				
0- 0	0- 0	0- 0	NEUTRAL	0- 0	0- 0	0- 0				
1- 1	0- 0	0- 0	CONFERENCE	0- 0	0- 0	1- 1				
0- 1	0- 0	0- 0	HOME	0- 0	0- 0	0- 1				
1- 0	0- 0	0- 0	AWAY	0- 0	0- 0	1- 0				
0- 0	0- 0	0- 0	NEUTRAL	0- 0	0- 0	0- 0				

RPI 1-25			RPI 26-50			RPI 51-100			RPI 101+			Team's RPI: 222
RPI	S	Opponent	Score	RPI	S	Opponent	Score	RPI	S	Opponent	Score	
						67 A Virginia Tech	44 58	103 A East Carolina		57 84		
								150 A Vanderbilt		38 56		
								201 H UNC Asheville		63 72		
								313 A Kennesaw St.		47 49		
								332 A Longwood		59 38		
LAST 12 Division I GAMES:												
				332 A Longwood		59 38	201 H UNC Asheville		63 72			
							150 A Vanderbilt		38 56			
							103 A East Carolina		57 84			
							313 A Kennesaw St.		47 49			
							67 A Virginia Tech		44 58			

Non-Div I Games: Warren Wilson 95 56 Brevard 70 53

Presbyterian

Loss, Non-Conf, S Site, H Home A Away N Neutral

Average RPI Win:	182	WON-LOST	WINNING	LAST 10	STRENGTH OF	OPP. STRENGTH	TEAM	ADJ.	CONF.	ADJ CONF.
Average RPI Loss:	6	RECORD	PCT. RANK	GAMES	SCHEDULE	OF SCHEDULE	RPI	RPI	RPI	RPI
DIV. I ONLY	8- 1	23	8- 1	127	91	31	31	14	14	
DIV. I NON-CONF.	8- 1	23	8- 1	134	91	31	31	14	14	
TOTALS	RPI 1-25	RPI 26-50	W-L RECORDS	RPI 51-100	RPI 101-150	RPI 150+				
8- 1	0- 1	1- 0	OVERALL	1- 0	1- 0	5- 0				
5- 0	0- 0	1- 0	HOME	1- 0	1- 0	2- 0				
1- 1	0- 1	0- 0	AWAY	0- 0	0- 0	1- 0				
2- 0	0- 0	0- 0	NEUTRAL	0- 0	0- 0	2- 0				
8- 1	0- 1	1- 0	NON-CONFERENCE	1- 0	1- 0	5- 0				
5- 0	0- 0	1- 0	HOME	1- 0	1- 0	2- 0				
1- 1	0- 1	0- 0	AWAY	0- 0	0- 0	1- 0				
2- 0	0- 0	0- 0	NEUTRAL	0- 0	0- 0	2- 0				
0- 0	0- 0	0- 0	CONFERENCE	0- 0	0- 0	0- 0				
0- 0	0- 0	0- 0	HOME	0- 0	0- 0	0- 0				
0- 0	0- 0	0- 0	AWAY	0- 0	0- 0	0- 0				
0- 0	0- 0	0- 0	NEUTRAL	0- 0	0- 0	0- 0				

RPI 1-25				RPI 26-50				Team's RPI: 31	RPI 51-100				RPI 101+			
RPI	S	Opponent	Score	RPI	S	Opponent	Score		RPI	S	Opponent	Score	RPI	S	Opponent	Score
6	A	Seton Hall	64 71	44	H	Duquesne	94 66		80	H	Michigan	74 57	146	H	Pittsburgh	61 47
													163	N	Seattle	85 48
													217	H	American	72 34
													223	A	Rider	78 59
													275	N	UC Irvine	83 42
													305	H	Monmouth	81 70
LAST 12 Division I GAMES:																
				305	H	Monmouth	81 70		146	H	Pittsburgh	61 47				
				80	H	Michigan	74 57		44	H	Duquesne	94 66				
				163	N	Seattle	85 48		217	H	American	72 34				
				275	N	UC Irvine	83 42									
				223	A	Rider	78 59									
				6	A	Seton Hall	64 71									

Non-Div I Games:

Princeton

Providence

Through Games Of Dec. 13, 2015

Average RPI Win:	277	WON-LOST	WINNING	LAST 10	STRENGTH OF	OPP. STRENGTH	TEAM	ADJ.	CONF.	ADJ CONF.
Average RPI Loss:	93	RECORD	PCT. RANK	GAMES	SCHEDULE	OF SCHEDULE	RPI	RPI	RPI	RPI
DIV. I ONLY	3- 6	224	3- 6	32	278	188	188	6	6	
DIV. I NON-CONF.	3- 6	221	3- 6	35	280	190	190	6	6	
TOTALS	RPI 1-25	RPI 26-50	W-L RECORDS	RPI 51-100	RPI 101-150	RPI 150+				
3- 6	0- 0	0- 1	OVERALL	0- 2	0- 3	3- 0				
3- 3	0- 0	0- 1	HOME	0- 0	0- 2	3- 0				
0- 3	0- 0	0- 0	AWAY	0- 2	0- 1	0- 0				
0- 0	0- 0	0- 0	NEUTRAL	0- 0	0- 0	0- 0				
3- 6	0- 0	0- 1	NON-CONFERENCE	0- 2	0- 3	3- 0				
3- 3	0- 0	0- 1	HOME	0- 0	0- 2	3- 0				
0- 3	0- 0	0- 0	AWAY	0- 2	0- 1	0- 0				
0- 0	0- 0	0- 0	NEUTRAL	0- 0	0- 0	0- 0				
0- 0	0- 0	0- 0	CONFERENCE	0- 0	0- 0	0- 0				
0- 0	0- 0	0- 0	HOME	0- 0	0- 0	0- 0				
0- 0	0- 0	0- 0	AWAY	0- 0	0- 0	0- 0				
0- 0	0- 0	0- 0	NEUTRAL	0- 0	0- 0	0- 0				

RPI S	Opponent	Score	RPI S	Opponent	Score	RPI S	Opponent	Score	RPI S	Opponent	Score	Team's RPI: 188
			36 H	Boston College	41 67	59 A	Albany (NY)	58 71	114 H	FGCU	41 50	
						67 A	Virginia Tech	46 62	138 A	Brown	47 57	
									143 H	Richmond	50 57	
									234 H	Hartford	69 50	
									293 H	Bryant	88 78	
									305 H	Monmouth	71 59	
LAST 12 Division I GAMES:												
			305 H	Monmouth	71 59	114 H	FGCU	41 50				
			234 H	Hartford	69 50	293 H	Bryant	88 78				
			67 A	Virginia Tech	46 62	143 H	Richmond	50 57				
			138 A	Brown	47 57	59 A	Albany (NY)	58 71				
			36 H	Boston College	41 67							

Non-Div I Games:

Providence

Loss, Non-Conf, S Site, H Home A Away N Neutral

Average RPI Win:	167	WON-LOST	WINNING	LAST 10	STRENGTH OF	OPP. STRENGTH	TEAM	ADJ.	CONF.	ADJ CONF.
Average RPI Loss:	19	RECORD	PCT. RANK	GAMES	SCHEDULE	OF SCHEDULE	RPI	RPI	RPI	RPI
DIV. I ONLY	8- 2	41	8- 2	70	85	45	45	2	2	
DIV. I NON-CONF.	8- 2	40	8- 2	75	85	45	45	2	2	
TOTALS	RPI 1-25	RPI 26-50	W-L RECORDS	RPI 51-100	RPI 101-150	RPI 150+				
8- 2	0- 1	1- 1	OVERALL	3- 0	1- 0	3- 0				
5- 1	0- 0	1- 1	HOME	2- 0	0- 0	2- 0				
1- 0	0- 0	0- 0	AWAY	0- 0	0- 0	1- 0				
2- 1	0- 1	0- 0	NEUTRAL	1- 0	1- 0	0- 0				
8- 2	0- 1	1- 1	NON-CONFERENCE	3- 0	1- 0	3- 0				
5- 1	0- 0	1- 1	HOME	2- 0	0- 0	2- 0				
1- 0	0- 0	0- 0	AWAY	0- 0	0- 0	1- 0				
2- 1	0- 1	0- 0	NEUTRAL	1- 0	1- 0	0- 0				
0- 0	0- 0	0- 0	CONFERENCE	0- 0	0- 0	0- 0				
0- 0	0- 0	0- 0	HOME	0- 0	0- 0	0- 0				
0- 0	0- 0	0- 0	AWAY	0- 0	0- 0	0- 0				
0- 0	0- 0	0- 0	NEUTRAL	0- 0	0- 0	0- 0				

RPI 1-25				RPI 26-50				Team's RPI: 45	RPI 51-100				RPI 101+			
RPI	S	Opponent	Score	RPI	S	Opponent	Score		RPI	S	Opponent	Score	RPI	S	Opponent	Score
2	N	Stanford	65 71	36	H	Boston College	56 58		86	H	Ill.-Chicago	62 51	147	N	LSU	69 52
				40	H	Dayton	61 58		93	H	Ball St.	73 63	241	A	North Florida	70 47
									94	N	Louisville	62 60	290	H	Incarnate Word	95 27
													344	H	Jacksonville St.	67 48
LAST 12 Division I GAMES:																
				93	H	Ball St.	73 63		290	H	Incarnate Word	95 27				
				241	A	North Florida	70 47		40	H	Dayton	61 58				
				86	H	Ill.-Chicago	62 51		36	H	Boston College	56 58				
				344	H	Jacksonville St.	67 48		2	N	Stanford	65 71				
									94	N	Louisville	62 60				
									147	N	LSU	69 52				

Non-Div I Games:

Purdue



Quinnipiac

Through Games Of Dec. 13, 2015

Average RPI Win:	225	WON-LOST	WINNING	LAST 10	STRENGTH OF	OPP. STRENGTH	TEAM	ADJ.	CONF.	ADJ CONF.
Average RPI Loss:	139	RECORD	PCT. RANK	GAMES	SCHEDULE	OF SCHEDULE	RPI	RPI	RPI	RPI
DIV. I ONLY	5- 4	143	5- 4	147	269	156	156	28	28	
DIV. I NON-CONF.	5- 2	83	5- 2	81	278	61	61	25	25	
TOTALS	RPI 1-25	RPI 26-50	W-L RECORDS	RPI 51-100	RPI 101-150	RPI 150+				
5- 4	0- 0	0- 0	OVERALL	0- 2	1- 0	4- 2				
3- 1	0- 0	0- 0	HOME	0- 0	1- 0	2- 1				
2- 2	0- 0	0- 0	AWAY	0- 0	0- 0	2- 1				
0- 1	0- 0	0- 0	NEUTRAL	0- 1	0- 0	0- 0				
5- 2	0- 0	0- 0	NON-CONFERENCE	0- 2	1- 0	4- 0				
3- 0	0- 0	0- 0	HOME	0- 0	1- 0	2- 0				
2- 1	0- 0	0- 0	AWAY	0- 1	0- 0	2- 0				
0- 1	0- 0	0- 0	NEUTRAL	0- 1	0- 0	0- 0				
0- 2	0- 0	0- 0	CONFERENCE	0- 0	0- 0	0- 2				
0- 1	0- 0	0- 0	HOME	0- 0	0- 0	0- 1				
0- 1	0- 0	0- 0	AWAY	0- 0	0- 0	0- 1				
0- 0	0- 0	0- 0	NEUTRAL	0- 0	0- 0	0- 0				

RPI 1-25			RPI 26-50			RPI 51-100			RPI 101+			Team's RPI: 156
RPI	S	Opponent	Score	RPI	S	Opponent	Score	RPI	S	Opponent	Score	
						56 A Army West Point	57 67	102 H Temple			58 56	
						61 N Georgetown	68 80	167 A Northeastern			71 60	
								212 A Marist			47 56	
								226 H Manhattan			42 52	
								234 H Hartford			71 69	
								294 H Holy Cross			74 61	
								328 A Vermont			77 65	
LAST 12 Division I GAMES:												
167 A Northeastern			71 60	328 A Vermont			77 65					
226 H Manhattan			42 52	61 N Georgetown			68 80					
212 A Marist			47 56	102 H Temple			58 56					
				294 H Holy Cross			74 61					
				234 H Hartford			71 69					
				56 A Army West Point			57 67					

Non-Div I Games:

Quinnipiac

Loss, Non-Conf, S Site, H Home A Away N Neutral

Average RPI Win:	166	WON-LOST	WINNING	LAST 10	STRENGTH OF	OPP. STRENGTH	TEAM	ADJ.	CONF.	ADJ CONF.
Average RPI Loss:	148	RECORD	PCT. RANK	GAMES	SCHEDULE	OF SCHEDULE	RPI	RPI	RPI	RPI
DIV. I ONLY	2- 4	224	2- 4	65	212	173	173	25	25	
DIV. I NON-CONF.	2- 3	197	2- 3	13	226	95	95	23	23	
TOTALS	RPI 1-25	RPI 26-50	W-L RECORDS	RPI 51-100	RPI 101-150	RPI 150+				
2- 4	0- 0	0- 0	OVERALL	0- 2	1- 0	1- 2				
2- 0	0- 0	0- 0	HOME	0- 0	1- 0	1- 0				
0- 4	0- 0	0- 0	AWAY	0- 2	0- 0	0- 2				
0- 0	0- 0	0- 0	NEUTRAL	0- 0	0- 0	0- 0				
2- 3	0- 0	0- 0	NON-CONFERENCE	0- 2	1- 0	1- 1				
2- 0	0- 0	0- 0	HOME	0- 0	1- 0	1- 0				
0- 3	0- 0	0- 0	AWAY	0- 2	0- 0	0- 1				
0- 0	0- 0	0- 0	NEUTRAL	0- 0	0- 0	0- 0				
0- 1	0- 0	0- 0	CONFERENCE	0- 0	0- 0	0- 1				
0- 0	0- 0	0- 0	HOME	0- 0	0- 0	0- 0				
0- 1	0- 0	0- 0	AWAY	0- 0	0- 0	0- 1				
0- 0	0- 0	0- 0	NEUTRAL	0- 0	0- 0	0- 0				

RPI 1-25			RPI 26-50			RPI 51-100			RPI 101+			Team's RPI: 173
RPI	S	Opponent	Score	RPI	S	Opponent	Score	RPI	S	Opponent	Score	
						57	A North Carolina St.	52	67	131	H Davidson	79 68
						75	A Youngstown St.	53	54	197	A Xavier	56 63
										200	H George Mason	66 63
										264	A High Point	66 71
LAST 12 Division I GAMES:												
				197	A	Xavier	56	63				
				264	A	High Point	66	71				
				131	H	Davidson	79	68				
				75	A	Youngstown St.	53	54				
				57	A	North Carolina St.	52	67				
				200	H	George Mason	66	63				

Non-Div I Games: Concord 92 36 Lees-McRae 84 39

Radford

Loss, Non-Conf, S Site, H Home A Away N Neutral

## Rhode Island

Through Games Of Dec. 13, 2015

Average RPI Win:	288	WON-LOST	WINNING	LAST 10	STRENGTH OF	OPP. STRENGTH	TEAM	ADJ.	CONF.	ADJ CONF.
Average RPI Loss:	98	RECORD	PCT. RANK	GAMES	SCHEDULE	OF SCHEDULE	RPI	RPI	RPI	RPI
DIV. I ONLY	5- 4	143	5- 4	141	327	170	170	8	8	
DIV. I NON-CONF.	5- 4	145	5- 4	148	328	169	169	8	8	
TOTALS	RPI 1-25	RPI 26-50	W-L RECORDS	RPI 51-100	RPI 101-150	RPI 150+				
5- 4	0- 0	0- 0	OVERALL	0- 2	0- 2	5- 0				
3- 2	0- 0	0- 0	HOME	0- 2	0- 0	3- 0				
2- 2	0- 0	0- 0	AWAY	0- 0	0- 2	2- 0				
0- 0	0- 0	0- 0	NEUTRAL	0- 0	0- 0	0- 0				
5- 4	0- 0	0- 0	NON-CONFERENCE	0- 2	0- 2	5- 0				
3- 2	0- 0	0- 0	HOME	0- 2	0- 0	3- 0				
2- 2	0- 0	0- 0	AWAY	0- 0	0- 2	2- 0				
0- 0	0- 0	0- 0	NEUTRAL	0- 0	0- 0	0- 0				
0- 0	0- 0	0- 0	CONFERENCE	0- 0	0- 0	0- 0				
0- 0	0- 0	0- 0	HOME	0- 0	0- 0	0- 0				
0- 0	0- 0	0- 0	AWAY	0- 0	0- 0	0- 0				
0- 0	0- 0	0- 0	NEUTRAL	0- 0	0- 0	0- 0				

RPI 1-25				RPI 26-50				RPI 51-100				RPI 101+ Team's RPI: 170			
RPI	S	Opponent	Score	RPI	S	Opponent	Score	RPI	S	Opponent	Score	RPI	S	Opponent	Score
								59	H	Albany (NY)	58 67	136	A	Marshall	62 72
								59	H	Syracuse	54 57	138	A	Brown	63 67
												216	H	Columbia	57 56
												225	H	Harvard	56 52
												322	H	UMass Lowell	72 64
												337	A	Dartmouth	57 41
												338	A	Boston U.	57 41
LAST 12 Division I GAMES:															
225	H	Harvard	56 52	216	H	Columbia	57 56								
136	A	Marshall	62 72	338	A	Boston U.	57 41								
59	H	Syracuse	54 57	337	A	Dartmouth	57 41								
				138	A	Brown	63 67								
				322	H	UMass Lowell	72 64								
				59	H	Albany (NY)	58 67								

Non-Div I Games:

Rhode Island

  Loss, 
  Non-Conf, 
  S Site, 
  H Home 
  A Away 
N Neutral

Average RPI Win:	0	WON-LOST	WINNING	LAST 10	STRENGTH OF	OPP. STRENGTH	TEAM	ADJ.	CONF.	ADJ CONF.
Average RPI Loss:	124	RECORD	PCT. RANK	GAMES	SCHEDULE	OF SCHEDULE	RPI	RPI	RPI	RPI
DIV. I ONLY	0- 7	332	0- 7	39	235	255	255	11	11	
DIV. I NON-CONF.	0- 7	327	0- 7	42	235	256	256	11	11	
TOTALS	RPI 1-25	RPI 26-50	W-L RECORDS	RPI 51-100	RPI 101-150	RPI 150+				
0- 7	0- 3	0- 0	OVERALL	0- 0	0- 1	0- 3				
0- 3	0- 1	0- 0	HOME	0- 0	0- 0	0- 2				
0- 4	0- 2	0- 0	AWAY	0- 0	0- 1	0- 1				
0- 0	0- 0	0- 0	NEUTRAL	0- 0	0- 0	0- 0				
0- 7	0- 3	0- 0	NON-CONFERENCE	0- 0	0- 1	0- 3				
0- 3	0- 1	0- 0	HOME	0- 0	0- 0	0- 2				
0- 4	0- 2	0- 0	AWAY	0- 0	0- 1	0- 1				
0- 0	0- 0	0- 0	NEUTRAL	0- 0	0- 0	0- 0				
0- 0	0- 0	0- 0	CONFERENCE	0- 0	0- 0	0- 0				
0- 0	0- 0	0- 0	HOME	0- 0	0- 0	0- 0				
0- 0	0- 0	0- 0	AWAY	0- 0	0- 0	0- 0				
0- 0	0- 0	0- 0	NEUTRAL	0- 0	0- 0	0- 0				

RPI	S	Opponent	Score
15	A	Kentucky	39 72
17	A	Baylor	38 89
21	H	Texas	47 70

RPI	S	Opponent	Score

RPI	S	Opponent	Score

RPI	S	Opponent	Score
141	A	McNeese St.	53 61
178	H	Houston	59 62
225	H	Harvard	61 67
270	A	A&M-Corpus Christi	55 60

## LAST 12 Division I GAMES:

178	H	Houston	59	62	141	A	McNeese St.	53	61
17	A	Baylor	38	89	21	H	Texas	47	70
225	H	Harvard	61	67	270	A	A&M-Corpus Christi	55	60
					15	A	Kentucky	39	72

Non-Div I Games:

Rice

Average RPI Win:	197	WON-LOST	WINNING	LAST 10	STRENGTH OF	OPP. STRENGTH	TEAM	ADJ.	CONF.	ADJ CONF.
Average RPI Loss:	113	RECORD	PCT. RANK	GAMES	SCHEDULE	OF SCHEDULE	RPI	RPI	RPI	RPI
DIV. I ONLY	6- 3	100	6- 3	169	115	143	143	8	8	
DIV. I NON-CONF.	6- 3	101	6- 3	175	118	145	145	8	8	
TOTALS	RPI 1-25	RPI 26-50	W-L RECORDS	RPI 51-100	RPI 101-150	RPI 150+				
6- 3	0- 0	0- 0	OVERALL	0- 1	0- 2	6- 0				
4- 2	0- 0	0- 0	HOME	0- 0	0- 2	4- 0				
1- 0	0- 0	0- 0	AWAY	0- 0	0- 0	1- 0				
1- 1	0- 0	0- 0	NEUTRAL	0- 1	0- 0	1- 0				
6- 3	0- 0	0- 0	NON-CONFERENCE	0- 1	0- 2	6- 0				
4- 2	0- 0	0- 0	HOME	0- 0	0- 2	4- 0				
1- 0	0- 0	0- 0	AWAY	0- 0	0- 0	1- 0				
1- 1	0- 0	0- 0	NEUTRAL	0- 1	0- 0	1- 0				
0- 0	0- 0	0- 0	CONFERENCE	0- 0	0- 0	0- 0				
0- 0	0- 0	0- 0	HOME	0- 0	0- 0	0- 0				
0- 0	0- 0	0- 0	AWAY	0- 0	0- 0	0- 0				
0- 0	0- 0	0- 0	NEUTRAL	0- 0	0- 0	0- 0				

RPI 1-25				RPI 26-50				RPI 51-100				RPI 101+				Team's RPI: 143	
RPI	S	Opponent	Score	RPI	S	Opponent	Score	RPI	S	Opponent	Score	RPI	S	Opponent	Score		
								92	N	Marquette	80	98	120	H	James Madison	47	73
													127	H	Furman	62	69
													157	H	Eastern Ky.	81	62
													186	H	William & Mary	56	50
													188	A	Providence	57	50
													209	N	Wichita St.	63	50
													213	H	UNCW	63	53
													227	H	Old Dominion	62	57
LAST 12 Division I GAMES:																	
				127	H	Furman	62	69	120	H	James Madison	47	73				
				92	N	Marquette	80	98	188	A	Providence	57	50				
				209	N	Wichita St.	63	50	227	H	Old Dominion	62	57				
				213	H	UNCW	63	53									
				186	H	William & Mary	56	50									
				157	H	Eastern Ky.	81	62									

Non-Div I Games:

Richmond

Average RPI Win:	315	WON-LOST	WINNING	LAST 10	STRENGTH OF	OPP. STRENGTH	TEAM	ADJ.	CONF.	ADJ CONF.
Average RPI Loss:	121	RECORD	PCT. RANK	GAMES	SCHEDULE	OF SCHEDULE	RPI	RPI	RPI	RPI
DIV. I ONLY	2- 5	247	2- 5	114	310	223	223	28	28	
DIV. I NON-CONF.	2- 3	197	2- 3	91	333	174	174	25	25	
TOTALS	RPI 1-25	RPI 26-50	W-L RECORDS	RPI 51-100	RPI 101-150	RPI 150+				
2- 5	0- 0	0- 1	OVERALL	0- 1	0- 1	2- 2				
1- 2	0- 0	0- 1	HOME	0- 0	0- 1	1- 0				
1- 3	0- 0	0- 0	AWAY	0- 1	0- 0	1- 2				
0- 0	0- 0	0- 0	NEUTRAL	0- 0	0- 0	0- 0				
2- 3	0- 0	0- 1	NON-CONFERENCE	0- 1	0- 0	2- 1				
1- 1	0- 0	0- 1	HOME	0- 0	0- 0	1- 0				
1- 2	0- 0	0- 0	AWAY	0- 1	0- 0	1- 1				
0- 0	0- 0	0- 0	NEUTRAL	0- 0	0- 0	0- 0				
0- 2	0- 0	0- 0	CONFERENCE	0- 0	0- 1	0- 1				
0- 1	0- 0	0- 0	HOME	0- 0	0- 1	0- 0				
0- 1	0- 0	0- 0	AWAY	0- 0	0- 0	0- 1				
0- 0	0- 0	0- 0	NEUTRAL	0- 0	0- 0	0- 0				

RPI 1-25				RPI 26-50				RPI 51-100				RPI 101+				Team's RPI: 223	
RPI	S	Opponent	Score	RPI	S	Opponent	Score	RPI	S	Opponent	Score	RPI	S	Opponent	Score		
				31	H	Princeton	59 78	56	A	Army West Point	42 57	123	H	Canisius	64 73		
												159	A	Iona	46 59		
												235	A	UMBC	53 58		
												306	H	Towson	78 72		
												323	A	St. Francis Brooklyn	71 59		
LAST 12 Division I GAMES:																	
				323	A	St. Francis Brooklyn	71 59	123	H	Canisius	64 73						
				306	H	Towson	78 72	159	A	Iona	46 59						
								56	A	Army West Point	42 57						
								31	H	Princeton	59 78						
								235	A	UMBC	53 58						

Non-Div I Games:

Rider

Average RPI Win:	295	WON-LOST	WINNING	LAST 10	STRENGTH OF	OPP. STRENGTH	TEAM	ADJ.	CONF.	ADJ CONF.
Average RPI Loss:	58	RECORD	PCT. RANK	GAMES	SCHEDULE	OF SCHEDULE	RPI	RPI	RPI	RPI
DIV. I ONLY	3- 5	210	3- 5	107	139	141	141	32	32	
DIV. I NON-CONF.	3- 5	208	3- 5	114	142	143	143	32	32	
TOTALS	RPI 1-25	RPI 26-50	W-L RECORDS	RPI 51-100	RPI 101-150	RPI 150+				
3- 5	0- 0	0- 2	OVERALL	0- 3	0- 0	3- 0				
1- 1	0- 0	0- 0	HOME	0- 1	0- 0	1- 0				
2- 4	0- 0	0- 0	AWAY	0- 0	0- 0	2- 0				
0- 0	0- 0	0- 0	NEUTRAL	0- 0	0- 0	0- 0				
3- 5	0- 0	0- 2	NON-CONFERENCE	0- 3	0- 0	3- 0				
1- 1	0- 0	0- 0	HOME	0- 1	0- 0	1- 0				
2- 4	0- 0	0- 2	AWAY	0- 2	0- 0	2- 0				
0- 0	0- 0	0- 0	NEUTRAL	0- 0	0- 0	0- 0				
0- 0	0- 0	0- 0	CONFERENCE	0- 0	0- 0	0- 0				
0- 0	0- 0	0- 0	HOME	0- 0	0- 0	0- 0				
0- 0	0- 0	0- 0	AWAY	0- 0	0- 0	0- 0				
0- 0	0- 0	0- 0	NEUTRAL	0- 0	0- 0	0- 0				

RPI 1-25			RPI 26-50			RPI 51-100			RPI 101+			Team's RPI: 141
RPI	S	Opponent	Score	RPI	S	Opponent	Score	RPI	S	Opponent	Score	
30	A	Iowa	50 69	58	A	Charlotte	73 94	278	A	La Salle	76 45	
37	A	Florida	52 79	75	A	Youngstown St.	46 55	302	H	Morgan St.	76 44	
				89	H	Northern Ky.	70 72	305	A	Monmouth	60 47	
LAST 12 Division I GAMES:												
37	A	Florida	52 79	75	A	Youngstown St.	46 55					
30	A	Iowa	50 69	278	A	La Salle	76 45					
302	H	Morgan St.	76 44	305	A	Monmouth	60 47					
89	H	Northern Ky.	70 72	58	A	Charlotte	73 94					

Non-Div I Games: West Va. Wesleyan 124 59

Robert Morris

Average RPI Win:	117	WON-LOST	WINNING	LAST 10	STRENGTH OF	OPP. STRENGTH	TEAM	ADJ.	CONF.	ADJ CONF.
Average RPI Loss:	16	RECORD	PCT. RANK	GAMES	SCHEDULE	OF SCHEDULE	RPI	RPI	RPI	RPI
DIV. I ONLY	8- 3	81	7- 3	25	21	16	16	2	2	
DIV. I NON-CONF.	8- 3	82	8- 3	29	21	16	16	2	2	
TOTALS	RPI 1-25	RPI 26-50	W-L RECORDS	RPI 51-100	RPI 101-150	RPI 150+				
8- 3	1- 3	1- 0	OVERALL	2- 0	1- 0	3- 0				
4- 1	0- 1	0- 0	HOME	0- 0	1- 0	3- 0				
1- 2	0- 2	1- 0	AWAY	0- 0	0- 0	0- 0				
3- 0	1- 0	0- 0	NEUTRAL	2- 0	0- 0	0- 0				
8- 3	1- 3	1- 0	NON-CONFERENCE	2- 0	1- 0	3- 0				
4- 1	0- 1	0- 0	HOME	0- 0	1- 0	3- 0				
1- 2	0- 2	1- 0	AWAY	0- 0	0- 0	0- 0				
3- 0	1- 0	0- 0	NEUTRAL	2- 0	0- 0	0- 0				
0- 0	0- 0	0- 0	CONFERENCE	0- 0	0- 0	0- 0				
0- 0	0- 0	0- 0	HOME	0- 0	0- 0	0- 0				
0- 0	0- 0	0- 0	AWAY	0- 0	0- 0	0- 0				
0- 0	0- 0	0- 0	NEUTRAL	0- 0	0- 0	0- 0				

RPI 1-25				Team's RPI: 16	RPI 26-50				RPI 51-100				RPI 101+			
RPI	S	Opponent	Score		RPI	S	Opponent	Score	RPI	S	Opponent	Score	RPI	S	Opponent	Score
6	A	Seton Hall	49 77		50	A	Saint Joseph's	78 65	69	N	Tulane	75 51	102	H	Temple	61 51
12	N	Green Bay	54 43						95	N	Virginia	60 48	159	H	Iona	58 33
20	A	Florida St.	43 65										202	H	Savannah St.	65 26
22	H	St. John's (NY)	62 69										249	H	Arkansas	60 40
LAST 12 Division I GAMES:																
249	H	Arkansas	60 40		202	H	Savannah St.	65 26								
20	A	Florida St.	43 65		159	H	Iona	58 33								
12	N	Green Bay	54 43		22	H	St. John's (NY)	62 69								
95	N	Virginia	60 48		6	A	Seton Hall	49 77								
69	N	Tulane	75 51		50	A	Saint Joseph's	78 65								
102	H	Temple	61 51													

Non-Div I Games:

Rutgers



SIUE				STRENGTH OF SCHEDULE	OPP. STRENGTH OF SCHEDULE	TEAM RPI	ADJ. RPI	CONF. RPI	ADJ CONF. RPI
Average RPI Win:	252	WON-LOST RECORD	WINNING PCT. RANK						
Average RPI Loss:	146		LAST 10 GAMES						
DIV. I ONLY	5- 6	176	4- 6	77	339	153	153	21	21
DIV. I NON-CONF.	5- 6	179	5- 6	82	339	156	156	21	21
-----									
TOTALS	RPI 1-25	RPI 26-50	W-L RECORDS	RPI 51-100	RPI 101-150	RPI 150+			
5- 6	0- 1	0- 0	OVERALL	1- 1	0- 1	4- 3			
3- 1	0- 0	0- 0	HOME	1- 0	0- 1	2- 0			
2- 4	0- 1	0- 0	AWAY	0- 1	0- 0	2- 2			
0- 1	0- 0	0- 0	NEUTRAL	0- 0	0- 0	0- 1			
5- 6	0- 1	0- 0	NON-CONFERENCE	1- 1	0- 1	4- 3			
3- 1	0- 0	0- 0	HOME	1- 0	0- 1	2- 0			
2- 4	0- 1	0- 0	AWAY	0- 1	0- 0	2- 2			
0- 1	0- 0	0- 0	NEUTRAL	0- 0	0- 0	0- 1			
0- 0	0- 0	0- 0	CONFERENCE	0- 0	0- 0	0- 0			
0- 0	0- 0	0- 0	HOME	0- 0	0- 0	0- 0			
0- 0	0- 0	0- 0	AWAY	0- 0	0- 0	0- 0			
0- 0	0- 0	0- 0	NEUTRAL	0- 0	0- 0	0- 0			

RPI 1-25				RPI 26-50				RPI 51-100				RPI 101+ Team's RPI: 153			
RPI	S	Opponent	Score	RPI	S	Opponent	Score	RPI	S	Opponent	Score	RPI	S	Opponent	Score
19	A	Missouri	46 75					73	A	Oklahoma St.	61 86	140	H	IUPUI	67 85
								90	H	Saint Louis	71 64	152	A	Southern Ill.	57 71
												243	A	Western Ill.	74 78
												248	N	Stephen F. Austin	74 82
												253	H	Omaha	90 86
												279	H	Northern Ill.	93 67
												317	A	UMKC	63 58
												320	A	Illinois St.	65 57
LAST 12 Division I GAMES:															
152	A	Southern Ill.	57 71	253	H	Omaha	90 86								
320	A	Illinois St.	65 57	140	H	IUPUI	67 85								
317	A	UMKC	63 58	90	H	Saint Louis	71 64								
248	N	Stephen F. Austin	74 82	243	A	Western Ill.	74 78								
19	A	Missouri	46 75	279	H	Northern Ill.	93 67								
73	A	Oklahoma St.	61 86												

Non-Div I Games:

SIUE

■ Loss, 
 ■ Non-Conf, 
 ■ S Site, 
 ■ H Home 
 ■ A Away 
 N Neutral

SMU				STRENGTH OF SCHEDULE	OPP. STRENGTH OF SCHEDULE	TEAM RPI	ADJ. RPI	CONF. RPI	ADJ CONF. RPI
Average RPI Win:	241	WON-LOST RECORD	WINNING PCT. RANK						
Average RPI Loss:	92		LAST 10 GAMES						
DIV. I ONLY	3- 5	210	3- 5	199	33	237	237	9	9
DIV. I NON-CONF.	3- 5	208	3- 5	205	33	236	236	9	9
-----									
TOTALS	RPI 1-25		RPI 26-50	W-L RECORDS	RPI 51-100	RPI 101-150		RPI 150+	
3- 5	0- 0		0- 1	OVERALL	0- 2	0- 1		3- 1	
3- 3	0- 0		0- 0	HOME	0- 2	0- 1		3- 0	
0- 2	0- 0		0- 1	AWAY	0- 0	0- 0		0- 1	
0- 0	0- 0		0- 0	NEUTRAL	0- 0	0- 0		0- 0	
3- 5	0- 0		0- 1	NON-CONFERENCE	0- 2	0- 1		3- 1	
3- 3	0- 0		0- 0	HOME	0- 2	0- 1		3- 0	
0- 2	0- 0		0- 1	AWAY	0- 0	0- 0		0- 1	
0- 0	0- 0		0- 0	NEUTRAL	0- 0	0- 0		0- 0	
0- 0	0- 0		0- 0	CONFERENCE	0- 0	0- 0		0- 0	
0- 0	0- 0		0- 0	HOME	0- 0	0- 0		0- 0	
0- 0	0- 0		0- 0	AWAY	0- 0	0- 0		0- 0	
0- 0	0- 0		0- 0	NEUTRAL	0- 0	0- 0		0- 0	

RPI 1-25				RPI 26-50				RPI 51-100				RPI 101+				Team's RPI: 237	
RPI	S	Opponent	Score	RPI	S	Opponent	Score	RPI	S	Opponent	Score	RPI	S	Opponent	Score		
				41	A	Texas A&M	55 67	51	H	Arizona St.	57 64	116	H	New Mexico	58 63		
								100	H	TCU	79 89	154	A	North Texas	57 60		
												196	H	Kansas	73 64		
												210	H	Northwestern St.	74 36		
												316	H	Cal St. Fullerton	74 53		
LAST 12 Division I GAMES:																	
				316	H	Cal St. Fullerton	74 53	41	A	Texas A&M	55 67						
				51	H	Arizona St.	57 64	116	H	New Mexico	58 63						
				100	H	TCU	79 89	154	A	North Texas	57 60						
				210	H	Northwestern St.	74 36	196	H	Kansas	73 64						

Non-Div I Games:

SMU

Average RPI Win:	214	WON-LOST	WINNING	LAST 10	STRENGTH OF	OPP. STRENGTH	TEAM	ADJ.	CONF.	ADJ CONF.
Average RPI Loss:	97	RECORD	PCT. RANK	GAMES	SCHEDULE	OF SCHEDULE	RPI	RPI	RPI	RPI
DIV. I ONLY	2- 5	247	2- 5	28	249	122	122	16	16	
DIV. I NON-CONF.	2- 5	242	2- 5	31	248	123	123	16	16	
TOTALS	RPI 1-25	RPI 26-50	W-L RECORDS	RPI 51-100	RPI 101-150	RPI 150+				
2- 5	0- 0	0- 0	OVERALL	0- 2	0- 3	2- 0				
0- 1	0- 0	0- 0	HOME	0- 0	0- 1	0- 0				
2- 3	0- 0	0- 0	AWAY	0- 1	0- 2	2- 0				
0- 1	0- 0	0- 0	NEUTRAL	0- 1	0- 0	0- 0				
2- 5	0- 0	0- 0	NON-CONFERENCE	0- 2	0- 3	2- 0				
0- 1	0- 0	0- 0	HOME	0- 0	0- 1	0- 0				
2- 3	0- 0	0- 0	AWAY	0- 1	0- 2	2- 0				
0- 1	0- 0	0- 0	NEUTRAL	0- 1	0- 0	0- 0				
0- 0	0- 0	0- 0	CONFERENCE	0- 0	0- 0	0- 0				
0- 0	0- 0	0- 0	HOME	0- 0	0- 0	0- 0				
0- 0	0- 0	0- 0	AWAY	0- 0	0- 0	0- 0				
0- 0	0- 0	0- 0	NEUTRAL	0- 0	0- 0	0- 0				

RPI 1-25			RPI 26-50			RPI 51-100			RPI 101+			Team's RPI: 122
RPI	S	Opponent	Score	RPI	S	Opponent	Score	RPI	S	Opponent	Score	
						52 A California	99 117	106 H San Francisco		94 95		
						84 N Villanova	54 78	116 A New Mexico		71 84		
								125 A New Mexico St.		77 80		
								206 A Utah St.		95 86		
								221 A UC Davis		92 77		
LAST 12 Division I GAMES:												
221 A UC Davis		92 77	84 N Villanova		54 78	106 H San Francisco		94 95				
52 A California		99 117	116 A New Mexico		71 84	125 A New Mexico St.		77 80				
			206 A Utah St.		95 86							

Non-Div I Games:

Sacramento St.

## Sacred Heart

Through Games Of Dec. 13, 2015

Average RPI Win:	295	WON-LOST	WINNING	LAST 10	STRENGTH OF	OPP. STRENGTH	TEAM	ADJ.	CONF.	ADJ CONF.
Average RPI Loss:	189	RECORD	PCT. RANK	GAMES	SCHEDULE	OF SCHEDULE	RPI	RPI	RPI	RPI
DIV. I ONLY	2- 7	283	2- 7	233	322	304	304	32	32	
DIV. I NON-CONF.	2- 7	279	2- 7	238	321	306	306	32	32	
TOTALS	RPI 1-25	RPI 26-50	W-L RECORDS	RPI 51-100	RPI 101-150	RPI 150+				
2- 7	0- 1	0- 0	OVERALL	0- 0	0- 2	2- 4				
1- 2	0- 0	0- 0	HOME	0- 0	0- 0	1- 2				
0- 4	0- 1	0- 0	AWAY	0- 0	0- 1	0- 2				
1- 1	0- 0	0- 0	NEUTRAL	0- 0	0- 1	1- 0				
2- 7	0- 1	0- 0	NON-CONFERENCE	0- 0	0- 2	2- 4				
1- 2	0- 0	0- 0	HOME	0- 0	0- 0	1- 2				
0- 4	0- 1	0- 0	AWAY	0- 0	0- 1	0- 2				
1- 1	0- 0	0- 0	NEUTRAL	0- 0	0- 1	1- 0				
0- 0	0- 0	0- 0	CONFERENCE	0- 0	0- 0	0- 0				
0- 0	0- 0	0- 0	HOME	0- 0	0- 0	0- 0				
0- 0	0- 0	0- 0	AWAY	0- 0	0- 0	0- 0				
0- 0	0- 0	0- 0	NEUTRAL	0- 0	0- 0	0- 0				

RPI 1-25				RPI 26-50				RPI 51-100				RPI 101+ Team's RPI: 304			
RPI	S	Opponent	Score	RPI	S	Opponent	Score	RPI	S	Opponent	Score	RPI	S	Opponent	Score
22	A	St. John's (NY)	54 67									102	A	Temple	62 92
												117	N	La.-Lafayette	58 60
												228	H	New Hampshire	69 81
												234	H	Hartford	67 68
												276	H	Binghamton	69 60
												291	A	Fairfield	50 61
												314	N	Coastal Caro.	71 62
												328	A	Vermont	51 53
LAST 12 Division I GAMES:															
102	A	Temple	62 92	276	H	Binghamton	69 60								
328	A	Vermont	51 53	228	H	New Hampshire	69 81								
22	A	St. John's (NY)	54 67	234	H	Hartford	67 68								
117	N	La.-Lafayette	58 60												
314	N	Coastal Caro.	71 62												
291	A	Fairfield	50 61												

Non-Div I Games:

Sacred Heart

  Loss, 
  Non-Conf, 
  S Site, 
  H Home 
  A Away 
N Neutral

Average RPI Win:	314	WON-LOST	WINNING	LAST 10	STRENGTH OF	OPP. STRENGTH	TEAM	ADJ.	CONF.	ADJ CONF.
Average RPI Loss:	157	RECORD	PCT. RANK	GAMES	SCHEDULE	OF SCHEDULE	RPI	RPI	RPI	RPI
DIV. I ONLY	1- 6	306	1- 6	209	244	308	308	32	32	
DIV. I NON-CONF.	1- 6	302	1- 6	213	243	309	309	32	32	
TOTALS	RPI 1-25	RPI 26-50	W-L RECORDS	RPI 51-100	RPI 101-150	RPI 150+				
1- 6	0- 0	0- 1	OVERALL	0- 0	0- 2	1- 3				
1- 1	0- 0	0- 0	HOME	0- 0	0- 1	1- 0				
0- 5	0- 0	0- 1	AWAY	0- 0	0- 1	0- 3				
0- 0	0- 0	0- 0	NEUTRAL	0- 0	0- 0	0- 0				
1- 6	0- 0	0- 1	NON-CONFERENCE	0- 0	0- 2	1- 3				
1- 1	0- 0	0- 0	HOME	0- 0	0- 1	1- 0				
0- 5	0- 0	0- 1	AWAY	0- 0	0- 1	0- 3				
0- 0	0- 0	0- 0	NEUTRAL	0- 0	0- 0	0- 0				
0- 0	0- 0	0- 0	CONFERENCE	0- 0	0- 0	0- 0				
0- 0	0- 0	0- 0	HOME	0- 0	0- 0	0- 0				
0- 0	0- 0	0- 0	AWAY	0- 0	0- 0	0- 0				
0- 0	0- 0	0- 0	NEUTRAL	0- 0	0- 0	0- 0				

RPI 1-25			RPI 26-50			RPI 51-100			RPI 101+			Team's RPI: 308
RPI	S	Opponent	Score	RPI	S	Opponent	Score	RPI	S	Opponent	Score	
				47	A	Ohio	65 91					
								123	A	Canisius	52 77	
								146	H	Pittsburgh	59 74	
								161	A	Cincinnati	86 93	
								216	A	Columbia	78 82	
								251	A	Cornell	69 75	
								314	H	Coastal Caro.	106 74	
LAST 12 Division I GAMES:												
314	H	Coastal Caro.	106 74	47	A	Ohio	65 91					
146	H	Pittsburgh	59 74	216	A	Columbia	78 82					
161	A	Cincinnati	86 93	251	A	Cornell	69 75					
				123	A	Canisius	52 77					

Non-Div I Games: Pitt.-Johnstown 82 78

Saint Francis (PA)

## Saint Joseph's

Through Games Of Dec. 13, 2015

Average RPI Win:	138	WON-LOST	WINNING	LAST 10	STRENGTH OF	OPP. STRENGTH	TEAM	ADJ.	CONF.	ADJ CONF.
Average RPI Loss:	46	RECORD	PCT. RANK	GAMES	SCHEDULE	OF SCHEDULE	RPI	RPI	RPI	RPI
DIV. I ONLY	4- 4	160	4- 4	11	66	50	50	8	8	
DIV. I NON-CONF.	4- 4	161	4- 4	11	65	50	50	8	8	
TOTALS	RPI 1-25	RPI 26-50	W-L RECORDS	RPI 51-100	RPI 101-150	RPI 150+				
4- 4	0- 2	1- 0	OVERALL	0- 2	1- 0	2- 0				
2- 2	0- 2	1- 0	HOME	0- 0	0- 0	1- 0				
2- 2	0- 0	0- 0	AWAY	0- 2	1- 0	1- 0				
0- 0	0- 0	0- 0	NEUTRAL	0- 0	0- 0	0- 0				
4- 4	0- 2	1- 0	NON-CONFERENCE	0- 2	1- 0	2- 0				
2- 2	0- 2	1- 0	HOME	0- 0	0- 0	1- 0				
2- 2	0- 0	0- 0	AWAY	0- 2	1- 0	1- 0				
0- 0	0- 0	0- 0	NEUTRAL	0- 0	0- 0	0- 0				
0- 0	0- 0	0- 0	CONFERENCE	0- 0	0- 0	0- 0				
0- 0	0- 0	0- 0	HOME	0- 0	0- 0	0- 0				
0- 0	0- 0	0- 0	AWAY	0- 0	0- 0	0- 0				
0- 0	0- 0	0- 0	NEUTRAL	0- 0	0- 0	0- 0				

RPI 1-25				RPI 26-50				Team's RPI: 50	RPI 51-100				RPI 101+			
RPI	S	Opponent	Score	RPI	S	Opponent	Score		RPI	S	Opponent	Score	RPI	S	Opponent	Score
6	H	Seton Hall	54 66	43	H	Penn	50 46		77	A	Hofstra	62 75	102	A	Temple	70 67
16	H	Rutgers	65 78						84	A	Villanova	49 55	198	H	Drexel	53 46
													208	A	Lehigh	63 62
LAST 12 Division I GAMES:																
198	H	Drexel	53 46	208	A	Lehigh	63 62		102	A	Temple	70 67				
43	H	Penn	50 46	84	A	Villanova	49 55		6	H	Seton Hall	54 66				
77	A	Hofstra	62 75	16	H	Rutgers	65 78									

Non-Div I Games:

Saint Joseph's

■ Loss, 
 ■ Non-Conf, S Site, 
 ■ Home 
 ■ Away 
 N Neutral

## Saint Louis

Through Games Of Dec. 13, 2015

Average RPI Win:	222	WON-LOST	WINNING	LAST 10	STRENGTH OF	OPP. STRENGTH	TEAM	ADJ.	CONF.	ADJ CONF.
Average RPI Loss:	153	RECORD	PCT. RANK	GAMES	SCHEDULE	OF SCHEDULE	RPI	RPI	RPI	RPI
DIV. I ONLY	6- 1	36	6- 1	275	167	90	90	8	8	
DIV. I NON-CONF.	6- 1	35	6- 1	279	170	91	91	8	8	
TOTALS	RPI 1-25	RPI 26-50	W-L RECORDS	RPI 51-100	RPI 101-150	RPI 150+				
6- 1	0- 0	0- 0	OVERALL	0- 0	1- 0	5- 1				
3- 0	0- 0	0- 0	HOME	0- 0	0- 0	3- 0				
3- 1	0- 0	0- 0	AWAY	0- 0	1- 0	2- 1				
0- 0	0- 0	0- 0	NEUTRAL	0- 0	0- 0	0- 0				
6- 1	0- 0	0- 0	NON-CONFERENCE	0- 0	1- 0	5- 1				
3- 0	0- 0	0- 0	HOME	0- 0	0- 0	3- 0				
3- 1	0- 0	0- 0	AWAY	0- 0	1- 0	2- 1				
0- 0	0- 0	0- 0	NEUTRAL	0- 0	0- 0	0- 0				
0- 0	0- 0	0- 0	CONFERENCE	0- 0	0- 0	0- 0				
0- 0	0- 0	0- 0	HOME	0- 0	0- 0	0- 0				
0- 0	0- 0	0- 0	AWAY	0- 0	0- 0	0- 0				
0- 0	0- 0	0- 0	NEUTRAL	0- 0	0- 0	0- 0				

RPI 1-25				RPI 26-50				RPI 51-100				Team's RPI: 90	RPI 101+			
RPI	S	Opponent	Score	RPI	S	Opponent	Score	RPI	S	Opponent	Score		RPI	S	Opponent	Score
													107	A	Mercer	68 60
													153	A	SIUE	64 71
													169	H	Southeast Mo. St.	67 52
													218	A	Memphis	63 57
													247	A	Indiana St.	62 52
													256	H	Tulsa	82 73
													333	H	Eastern Ill.	78 47

Non-Div I Games: Mo.-St. Louis 67 31

Saint Louis

■ Loss, 
 ■ Non-Conf, 
 ■ S Site, 
 ■ Home 
 ■ A Away 
 N Neutral

## Saint Peter's

Through Games Of Dec. 13, 2015

Average RPI Win:	323	WON-LOST	WINNING	LAST 10	STRENGTH OF	OPP. STRENGTH	TEAM	ADJ.	CONF.	ADJ CONF.
Average RPI Loss:	199	RECORD	PCT. RANK	GAMES	SCHEDULE	OF SCHEDULE	RPI	RPI	RPI	RPI
DIV. I ONLY	1- 8	322	1- 8	283	303	342	342	28	28	
DIV. I NON-CONF.	1- 6	302	1- 6	310	288	344	344	25	25	
TOTALS	RPI 1-25	RPI 26-50	W-L RECORDS	RPI 51-100	RPI 101-150	RPI 150+				
1- 8	0- 0	0- 1	OVERALL	0- 0	0- 2	1- 5				
1- 4	0- 0	0- 1	HOME	0- 0	0- 2	1- 1				
0- 4	0- 0	0- 0	AWAY	0- 0	0- 0	0- 0				
0- 0	0- 0	0- 0	NEUTRAL	0- 0	0- 0	0- 0				
1- 6	0- 0	0- 1	NON-CONFERENCE	0- 0	0- 1	1- 4				
1- 3	0- 0	0- 1	HOME	0- 0	0- 1	1- 1				
0- 3	0- 0	0- 0	AWAY	0- 0	0- 0	0- 3				
0- 0	0- 0	0- 0	NEUTRAL	0- 0	0- 0	0- 0				
0- 2	0- 0	0- 0	CONFERENCE	0- 0	0- 1	0- 1				
0- 1	0- 0	0- 0	HOME	0- 0	0- 1	0- 0				
0- 1	0- 0	0- 0	AWAY	0- 0	0- 0	0- 1				
0- 0	0- 0	0- 0	NEUTRAL	0- 0	0- 0	0- 0				

RPI 1-25			RPI 26-50			RPI 51-100			RPI 101+			Team's RPI: 342
RPI	S	Opponent	Score	RPI	S	Opponent	Score	RPI	S	Opponent	Score	
				44	H	Duquesne	38 63					
								123	H	Canisius	53 60	
								137	H	Stony Brook	35 69	
								203	H	Navy	39 50	
								208	A	Lehigh	42 74	
								250	A	Siena	58 59	
								292	A	Fairleigh Dickinson	52 73	
								323	H	St. Francis Brooklyn	44 40	
								331	A	Lafayette	69 72	
LAST 12 Division I GAMES:												
137	H	Stony Brook	35 69	292	A	Fairleigh Dickinson	52 73					
203	H	Navy	39 50	250	A	Siena	58 59					
44	H	Duquesne	38 63	123	H	Canisius	53 60					
				331	A	Lafayette	69 72					
				208	A	Lehigh	42 74					
				323	H	St. Francis Brooklyn	44 40					

Non-Div I Games:

Saint Peter's

■ Loss, 
 ■ Non-Conf, 
 S Site, 
 ■ Home 
 ■ Away 
 N Neutral



Average RPI Win:	330	WON-LOST	WINNING	LAST 10	STRENGTH OF	OPP. STRENGTH	TEAM	ADJ.	CONF.	ADJ CONF.
Average RPI Loss:	123	RECORD	PCT. RANK	GAMES	SCHEDULE	OF SCHEDULE	RPI	RPI	RPI	RPI
DIV. I ONLY	1- 3	261	1- 3	181	196	211	211	24	24	
DIV. I NON-CONF.	1- 3	258	1- 3	187	203	212	212	26	26	
TOTALS	RPI 1-25	RPI 26-50	W-L RECORDS	RPI 51-100	RPI 101-150	RPI 150+				
1- 3	0- 1	0- 0	OVERALL	0- 1	0- 0	1- 1				
0- 0	0- 0	0- 0	HOME	0- 0	0- 0	0- 0				
1- 2	0- 0	0- 0	AWAY	0- 1	0- 0	1- 1				
0- 1	0- 1	0- 0	NEUTRAL	0- 0	0- 0	0- 0				
1- 3	0- 1	0- 0	NON-CONFERENCE	0- 1	0- 0	1- 1				
0- 0	0- 0	0- 0	HOME	0- 0	0- 0	0- 0				
1- 2	0- 0	0- 0	AWAY	0- 1	0- 0	1- 1				
0- 1	0- 1	0- 0	NEUTRAL	0- 0	0- 0	0- 0				
0- 0	0- 0	0- 0	CONFERENCE	0- 0	0- 0	0- 0				
0- 0	0- 0	0- 0	HOME	0- 0	0- 0	0- 0				
0- 0	0- 0	0- 0	AWAY	0- 0	0- 0	0- 0				
0- 0	0- 0	0- 0	NEUTRAL	0- 0	0- 0	0- 0				

RPI S	Opponent	Score	RPI S	Opponent	Score	RPI S	Opponent	Score	RPI S	Opponent	Score	Team's RPI: 211
20 N	Florida St.	37 94				100 A	TCU	59 85	249 A	Arkansas	47 67	
									330 A	LIU Brooklyn	63 56	
LAST 12 Division I GAMES:												
330 A	LIU Brooklyn	63 56	100 A	TCU	59 85							
20 N	Florida St.	37 94										
249 A	Arkansas	47 67										

Non-Div I Games: LSU-Alexandria 85 50 Our Lady Of The Lak67 56

Sam Houston St.

Average RPI Win:	313	WON-LOST	WINNING	LAST 10	STRENGTH OF	OPP. STRENGTH	TEAM	ADJ.	CONF.	ADJ CONF.
Average RPI Loss:	117	RECORD	PCT. RANK	GAMES	SCHEDULE	OF SCHEDULE	RPI	RPI	RPI	RPI
DIV. I ONLY	4- 5	177	4- 4	208	320	177	177	17	17	
DIV. I NON-CONF.	4- 5	180	4- 5	212	319	177	177	17	17	
TOTALS	RPI 1-25	RPI 26-50	W-L RECORDS	RPI 51-100	RPI 101-150	RPI 150+				
4- 5	0- 0	0- 0	OVERALL	0- 2	0- 2	4- 1				
1- 0	0- 0	0- 0	HOME	0- 0	0- 0	1- 0				
2- 5	0- 0	0- 0	AWAY	0- 2	0- 2	2- 1				
1- 0	0- 0	0- 0	NEUTRAL	0- 0	0- 0	1- 0				
4- 5	0- 0	0- 0	NON-CONFERENCE	0- 2	0- 2	4- 1				
1- 0	0- 0	0- 0	HOME	0- 0	0- 0	1- 0				
2- 5	0- 0	0- 0	AWAY	0- 2	0- 2	2- 1				
1- 0	0- 0	0- 0	NEUTRAL	0- 0	0- 0	1- 0				
0- 0	0- 0	0- 0	CONFERENCE	0- 0	0- 0	0- 0				
0- 0	0- 0	0- 0	HOME	0- 0	0- 0	0- 0				
0- 0	0- 0	0- 0	AWAY	0- 0	0- 0	0- 0				
0- 0	0- 0	0- 0	NEUTRAL	0- 0	0- 0	0- 0				

RPI 1-25				RPI 26-50				RPI 51-100				RPI 101+				Team's RPI: 177	
RPI	S	Opponent	Score	RPI	S	Opponent	Score	RPI	S	Opponent	Score	RPI	S	Opponent	Score		
								55	A	UT Martin	50	52	124	A	Southern Miss.	48	56
								79	A	Indiana	56	65	148	A	Mississippi St.	47	68
												180	A	Georgia Tech	55	66	
												260	H	Troy	73	69	
												303	A	Alabama A&M	54	30	
												344	A	Jacksonville St.	50	39	
												345	N	Nicholls St.	45	43	
LAST 12 Division I GAMES:																	
				345	N	Nicholls St.	45	43	180	A	Georgia Tech	55	66				
				344	A	Jacksonville St.	50	39	79	A	Indiana	56	65				
				260	H	Troy	73	69	55	A	UT Martin	50	52				
				148	A	Mississippi St.	47	68	303	A	Alabama A&M	54	30				
									124	A	Southern Miss.	48	56				

Non-Div I Games: AUM 82 32 Shorter 53 33

Samford

Average RPI Win:	233	WON-LOST	WINNING	LAST 10	STRENGTH OF	OPP. STRENGTH	TEAM	ADJ.	CONF.	ADJ CONF.
Average RPI Loss:	62	RECORD	PCT. RANK	GAMES	SCHEDULE	OF SCHEDULE	RPI	RPI	RPI	RPI
DIV. I ONLY	9- 1	15	9- 1	304	158	119	119	7	7	
DIV. I NON-CONF.	9- 1	15	9- 1	302	161	120	120	7	7	
TOTALS	RPI 1-25	RPI 26-50	W-L RECORDS	RPI 51-100	RPI 101-150	RPI 150+				
9- 1	0- 0	1- 0	OVERALL	0- 1	0- 0	8- 0				
4- 1	0- 0	1- 0	HOME	0- 1	0- 0	3- 0				
5- 0	0- 0	0- 0	AWAY	0- 0	0- 0	5- 0				
0- 0	0- 0	0- 0	NEUTRAL	0- 0	0- 0	0- 0				
9- 1	0- 0	1- 0	NON-CONFERENCE	0- 1	0- 0	8- 0				
4- 1	0- 0	1- 0	HOME	0- 1	0- 0	3- 0				
5- 0	0- 0	0- 0	AWAY	0- 0	0- 0	5- 0				
0- 0	0- 0	0- 0	NEUTRAL	0- 0	0- 0	0- 0				
0- 0	0- 0	0- 0	CONFERENCE	0- 0	0- 0	0- 0				
0- 0	0- 0	0- 0	HOME	0- 0	0- 0	0- 0				
0- 0	0- 0	0- 0	AWAY	0- 0	0- 0	0- 0				
0- 0	0- 0	0- 0	NEUTRAL	0- 0	0- 0	0- 0				

RPI	S	Opponent	Score	RPI	S	Opponent	Score	RPI	S	Opponent	Score	RPI	S	Opponent	Score	Team's RPI: 119
27	H	Arizona	59 54	62	H	Washington St.	72 78	181	A	Fresno St.	72 68	192	A	Montana St.	62 49	
								245	H	Akron	86 65	261	A	San Diego St.	60 53	
								267	H	CSUN	86 64	289	H	Valparaiso	76 60	
								315	A	Nevada	84 47	316	A	Cal St. Fullerton	53 44	
LAST 12 Division I GAMES:																
181	A	Fresno St.	72 68	62	H	Washington St.	72 78	261	A	San Diego St.	60 53	245	H	Akron	86 65	
316	A	Cal St. Fullerton	53 44	267	H	CSUN	86 64	289	H	Valparaiso	76 60	192	A	Montana St.	62 49	
267	H	CSUN	86 64	315	A	Nevada	84 47	27	H	Arizona	59 54					

Non-Div I Games:

San Diego

Average RPI Win:	258	WON-LOST	WINNING	LAST 10	STRENGTH OF	OPP. STRENGTH	TEAM	ADJ.	CONF.	ADJ CONF.
Average RPI Loss:	143	RECORD	PCT. RANK	GAMES	SCHEDULE	OF SCHEDULE	RPI	RPI	RPI	RPI
DIV. I ONLY	3- 6	224	3- 6	222	240	261	261	18	18	
DIV. I NON-CONF.	3- 6	221	3- 6	227	239	264	264	18	18	
TOTALS	RPI 1-25	RPI 26-50	W-L RECORDS	RPI 51-100	RPI 101-150	RPI 150+				
3- 6	0- 0	0- 1	OVERALL	0- 1	0- 2	3- 2				
2- 3	0- 0	0- 0	HOME	0- 1	0- 1	2- 1				
1- 3	0- 0	0- 1	AWAY	0- 0	0- 1	1- 1				
0- 0	0- 0	0- 0	NEUTRAL	0- 0	0- 0	0- 0				
3- 6	0- 0	0- 1	NON-CONFERENCE	0- 1	0- 2	3- 2				
2- 3	0- 0	0- 0	HOME	0- 1	0- 1	2- 1				
1- 3	0- 0	0- 1	AWAY	0- 0	0- 1	1- 1				
0- 0	0- 0	0- 0	NEUTRAL	0- 0	0- 0	0- 0				
0- 0	0- 0	0- 0	CONFERENCE	0- 0	0- 0	0- 0				
0- 0	0- 0	0- 0	HOME	0- 0	0- 0	0- 0				
0- 0	0- 0	0- 0	AWAY	0- 0	0- 0	0- 0				
0- 0	0- 0	0- 0	NEUTRAL	0- 0	0- 0	0- 0				

RPI 1-25				RPI 26-50				RPI 51-100				RPI 101+ Team's RPI: 261			
RPI	S	Opponent	Score	RPI	S	Opponent	Score	RPI	S	Opponent	Score	RPI	S	Opponent	Score
				49	A	Washington	51 80	82	H	UC Riverside	68 85	104	A	Long Beach St.	54 74
												119	H	San Diego	53 60
												160	H	Wisconsin	63 57
												221	H	UC Davis	54 65
												267	A	CSUN	67 65
												280	A	Loyola Marymount	65 92
												347	H	North Dakota St.	64 54
LAST 12 Division I GAMES:															
				280	A	Loyola Marymount	65 92	347	H	North Dakota St.	64 54				
				267	A	CSUN	67 65	49	A	Washington	51 80				
				119	H	San Diego	53 60	221	H	UC Davis	54 65				
				160	H	Wisconsin	63 57	82	H	UC Riverside	68 85				
								104	A	Long Beach St.	54 74				

Non-Div I Games:

San Diego St.

## San Francisco

Through Games Of Dec. 13, 2015

Average RPI Win:	170	WON-LOST	WINNING	LAST 10	STRENGTH OF	OPP. STRENGTH	TEAM	ADJ.	CONF.	ADJ CONF.
Average RPI Loss:	128	RECORD	PCT. RANK	GAMES	SCHEDULE	OF SCHEDULE	RPI	RPI	RPI	RPI
DIV. I ONLY	7- 2	52	7- 2	289	25	106	106	7	7	
DIV. I NON-CONF.	7- 2	50	7- 2	289	24	108	108	7	7	
TOTALS	RPI 1-25	RPI 26-50	W-L RECORDS	RPI 51-100	RPI 101-150	RPI 150+				
7- 2	0- 0	0- 0	OVERALL	1- 1	3- 0	3- 1				
2- 1	0- 0	0- 0	HOME	1- 1	1- 0	0- 0				
5- 1	0- 0	0- 0	AWAY	0- 0	2- 0	3- 1				
0- 0	0- 0	0- 0	NEUTRAL	0- 0	0- 0	0- 0				
7- 2	0- 0	0- 0	NON-CONFERENCE	1- 1	3- 0	3- 1				
2- 1	0- 0	0- 0	HOME	1- 1	1- 0	0- 0				
5- 1	0- 0	0- 0	AWAY	0- 0	2- 0	3- 1				
0- 0	0- 0	0- 0	NEUTRAL	0- 0	0- 0	0- 0				
0- 0	0- 0	0- 0	CONFERENCE	0- 0	0- 0	0- 0				
0- 0	0- 0	0- 0	HOME	0- 0	0- 0	0- 0				
0- 0	0- 0	0- 0	AWAY	0- 0	0- 0	0- 0				
0- 0	0- 0	0- 0	NEUTRAL	0- 0	0- 0	0- 0				

RPI 1-25			RPI 26-50			RPI 51-100			RPI 101+			Team's RPI: 106
RPI	S	Opponent	Score	RPI	S	Opponent	Score	RPI	S	Opponent	Score	
						82	H UC Riverside	88	76	104	A Long Beach St.	66 52
						83	H Cal Poly	61	62	122	A Sacramento St.	95 94
										144	H North Dakota	74 57
										154	A North Texas	69 61
										172	A Utah Valley	88 94
										266	A San Jose St.	82 78
										315	A Nevada	70 62
LAST 12 Division I GAMES:												
266	A	San Jose St.	82	78	104	A	Long Beach St.	66	52			
82	H	UC Riverside	88	76	83	H	Cal Poly	61	62			
315	A	Nevada	70	62	154	A	North Texas	69	61			
122	A	Sacramento St.	95	94								
144	H	North Dakota	74	57								
172	A	Utah Valley	88	94								

Non-Div I Games: Holy Names 77 31

San Francisco

■ Loss, 
 ■ Non-Conf, 
 ■ S Site, 
 ■ H Home 
 ■ A Away 
 N Neutral

Average RPI Win:	0	WON-LOST	WINNING	LAST 10	STRENGTH OF	OPP. STRENGTH	TEAM	ADJ.	CONF.	ADJ CONF.
Average RPI Loss:	129	RECORD	PCT. RANK	GAMES	SCHEDULE	OF SCHEDULE	RPI	RPI	RPI	RPI
DIV. I ONLY	0- 7	332	0- 7	38	306	266	266	18	18	
DIV. I NON-CONF.	0- 7	327	0- 7	41	304	268	268	18	18	
TOTALS	RPI 1-25	RPI 26-50	W-L RECORDS	RPI 51-100	RPI 101-150	RPI 150+				
0- 7	0- 0	0- 0	OVERALL	0- 2	0- 4	0- 1				
0- 2	0- 0	0- 0	HOME	0- 0	0- 2	0- 0				
0- 5	0- 0	0- 0	AWAY	0- 2	0- 2	0- 1				
0- 0	0- 0	0- 0	NEUTRAL	0- 0	0- 0	0- 0				
0- 7	0- 0	0- 0	NON-CONFERENCE	0- 2	0- 4	0- 1				
0- 2	0- 0	0- 0	HOME	0- 0	0- 2	0- 0				
0- 5	0- 0	0- 0	AWAY	0- 2	0- 2	0- 1				
0- 0	0- 0	0- 0	NEUTRAL	0- 0	0- 0	0- 0				
0- 0	0- 0	0- 0	CONFERENCE	0- 0	0- 0	0- 0				
0- 0	0- 0	0- 0	HOME	0- 0	0- 0	0- 0				
0- 0	0- 0	0- 0	AWAY	0- 0	0- 0	0- 0				
0- 0	0- 0	0- 0	NEUTRAL	0- 0	0- 0	0- 0				

RPI 1-25				RPI 26-50				RPI 51-100				RPI 101+ Team's RPI: 266					
RPI	S	Opponent	Score	RPI	S	Opponent	Score	RPI	S	Opponent	Score	RPI	S	Opponent	Score		
								54	A	St. Mary's (CA)	81	91	106	H	San Francisco	78	82
								62	A	Washington St.	80	95	113	A	Oregon	74	104
													117	H	South Dakota	77	87
													130	A	Pacific	69	81
													321	A	CSU Bakersfield	88	90
LAST 12 Division I GAMES:																	
				62	A	Washington St.	80	95	130	A	Pacific	69	81				
				321	A	CSU Bakersfield	88	90	117	H	South Dakota	77	87				
				54	A	St. Mary's (CA)	81	91	106	H	San Francisco	78	82				
									113	A	Oregon	74	104				

Non-Div I Games: Southern Ore. 92 78

San Jose St.

Santa Clara

Through Games Of Dec. 13, 2015

Average RPI Win:	179	WON-LOST	WINNING	LAST 10	STRENGTH OF	OPP. STRENGTH	TEAM	ADJ.	CONF.	ADJ CONF.
Average RPI Loss:	26	RECORD	PCT. RANK	GAMES	SCHEDULE	OF SCHEDULE	RPI	RPI	RPI	RPI
DIV. I ONLY	6- 2	67	6- 2	96	26	26	26	7	7	
DIV. I NON-CONF.	6- 2	65	6- 2	103	25	26	26	7	7	
TOTALS	RPI 1-25	RPI 26-50	W-L RECORDS	RPI 51-100	RPI 101-150	RPI 150+				
6- 2	1- 1	0- 1	OVERALL	2- 0	0- 0	3- 0				
2- 0	0- 0	0- 0	HOME	1- 0	0- 0	1- 0				
3- 2	1- 1	0- 1	AWAY	1- 0	0- 0	1- 0				
1- 0	0- 0	0- 0	NEUTRAL	0- 0	0- 0	1- 0				
6- 2	1- 1	0- 1	NON-CONFERENCE	2- 0	0- 0	3- 0				
2- 0	0- 0	0- 0	HOME	1- 0	0- 0	1- 0				
3- 2	1- 1	0- 1	AWAY	1- 0	0- 0	1- 0				
1- 0	0- 0	0- 0	NEUTRAL	0- 0	0- 0	1- 0				
0- 0	0- 0	0- 0	CONFERENCE	0- 0	0- 0	0- 0				
0- 0	0- 0	0- 0	HOME	0- 0	0- 0	0- 0				
0- 0	0- 0	0- 0	AWAY	0- 0	0- 0	0- 0				
0- 0	0- 0	0- 0	NEUTRAL	0- 0	0- 0	0- 0				

RPI 1-25				RPI 26-50				Team's RPI: 26	RPI 51-100				RPI 101+			
RPI	S	Opponent	Score	RPI	S	Opponent	Score		RPI	S	Opponent	Score	RPI	S	Opponent	Score
2	A	Stanford	61 58	49	A	Washington	55 100		70	H	Texas Tech	75 70	281	N	Evansville	62 44
3	A	Southern California	46 81						83	A	Cal Poly	69 63	301	A	UC Santa Barbara	48 37
													339	H	Air Force	68 34
LAST 12 Division I GAMES:																
70	H	Texas Tech	75 70	83	A	Cal Poly	69 63		2	A	Stanford	61 58				
301	A	UC Santa Barbara	48 37						339	H	Air Force	68 34				
281	N	Evansville	62 44						3	A	Southern California	46 81				
									49	A	Washington	55 100				

Non-Div I Games: Hope Int'l 78 54 Simpson (CA) 112 34

Santa Clara

Loss, Non-Conf, S Site, H Home A Away N Neutral

Average RPI Win:	341	WON-LOST	WINNING	LAST 10	STRENGTH OF	OPP. STRENGTH	TEAM	ADJ.	CONF.	ADJ CONF.
Average RPI Loss:	106	RECORD	PCT. RANK	GAMES	SCHEDULE	OF SCHEDULE	RPI	RPI	RPI	RPI
DIV. I ONLY	1- 5	298	1- 5	55	280	202	202	31	31	
DIV. I NON-CONF.	1- 5	293	1- 5	58	281	203	203	31	31	
TOTALS	RPI 1-25	RPI 26-50	W-L RECORDS	RPI 51-100	RPI 101-150	RPI 150+				
1- 5	0- 1	0- 1	OVERALL	0- 1	0- 1	1- 1				
0- 2	0- 0	0- 0	HOME	0- 1	0- 0	0- 1				
1- 3	0- 1	0- 1	AWAY	0- 0	0- 1	1- 0				
0- 0	0- 0	0- 0	NEUTRAL	0- 0	0- 0	0- 0				
1- 5	0- 1	0- 1	NON-CONFERENCE	0- 1	0- 1	1- 1				
0- 2	0- 0	0- 0	HOME	0- 1	0- 0	0- 1				
1- 3	0- 1	0- 1	AWAY	0- 0	0- 1	1- 0				
0- 0	0- 0	0- 0	NEUTRAL	0- 0	0- 0	0- 0				
0- 0	0- 0	0- 0	CONFERENCE	0- 0	0- 0	0- 0				
0- 0	0- 0	0- 0	HOME	0- 0	0- 0	0- 0				
0- 0	0- 0	0- 0	AWAY	0- 0	0- 0	0- 0				
0- 0	0- 0	0- 0	NEUTRAL	0- 0	0- 0	0- 0				

RPI 1-25				RPI 26-50				RPI 51-100				RPI 101+ Team's RPI: 202			
RPI	S	Opponent	Score	RPI	S	Opponent	Score	RPI	S	Opponent	Score	RPI	S	Opponent	Score
16	A	Rutgers	26 65	37	A	Florida	34 99	72	H	Auburn	40 62	148	A	Mississippi St.	25 92
												257	H	Ga. Southern	48 64
												341	A	Alabama St.	60 49
LAST 12 Division I GAMES:															
341	A	Alabama St.	60 49	16	A	Rutgers	26 65								
257	H	Ga. Southern	48 64												
148	A	Mississippi St.	25 92												
37	A	Florida	34 99												
72	H	Auburn	40 62												

Non-Div I Games: Columbia (SC) 101 34

Savannah St.



Average RPI Win:	276	WON-LOST	WINNING	LAST 10	STRENGTH OF	OPP. STRENGTH	TEAM	ADJ.	CONF.	ADJ CONF.
Average RPI Loss:	77	RECORD	PCT. RANK	GAMES	SCHEDULE	OF SCHEDULE	RPI	RPI	RPI	RPI
DIV. I ONLY	3- 5	210	0- 1	117	195	163	163	23	23	
DIV. I NON-CONF.	3- 5	208	0- 1	123	202	162	162	24	24	
TOTALS	RPI 1-25	RPI 26-50	W-L RECORDS	RPI 51-100	RPI 101-150	RPI 150+				
3- 5	0- 0	0- 3	OVERALL	0- 1	0- 0	3- 1				
1- 1	0- 0	0- 0	HOME	0- 0	0- 0	1- 1				
2- 3	0- 0	0- 2	AWAY	0- 1	0- 0	2- 0				
0- 1	0- 0	0- 1	NEUTRAL	0- 0	0- 0	0- 0				
3- 5	0- 0	0- 3	NON-CONFERENCE	0- 1	0- 0	3- 1				
1- 1	0- 0	0- 0	HOME	0- 0	0- 0	1- 1				
2- 3	0- 0	0- 2	AWAY	0- 1	0- 0	2- 0				
0- 1	0- 0	0- 1	NEUTRAL	0- 0	0- 0	0- 0				
0- 0	0- 0	0- 0	CONFERENCE	0- 0	0- 0	0- 0				
0- 0	0- 0	0- 0	HOME	0- 0	0- 0	0- 0				
0- 0	0- 0	0- 0	AWAY	0- 0	0- 0	0- 0				
0- 0	0- 0	0- 0	NEUTRAL	0- 0	0- 0	0- 0				

RPI 1-25				RPI 26-50				RPI 51-100				RPI 101+				Team's RPI: 163	
RPI	S	Opponent	Score	RPI	S	Opponent	Score	RPI	S	Opponent	Score	RPI	S	Opponent	Score		
				31	N	Princeton	48 85	74	A	Idaho	60 64	192	H	Montana St.	51 80		
				39	A	Idaho St.	67 83					215	A	Montana	58 44		
				49	A	Washington	55 96					280	A	Loyola Marymount	78 69		
												334	H	Denver	59 51		
LAST 12 Division I GAMES:																	
				31	N	Princeton	48 85	39	A	Idaho St.	67 83						
				192	H	Montana St.	51 80	334	H	Denver	59 51						
								280	A	Loyola Marymount	78 69						
								74	A	Idaho	60 64						
								49	A	Washington	55 96						
								215	A	Montana	58 44						

Non-Div I Games: Evergreen St. 81 38

Seattle

Average RPI Win:	123	WON-LOST	WINNING	LAST 10	STRENGTH OF	OPP. STRENGTH	TEAM	ADJ.	CONF.	ADJ CONF.
Average RPI Loss:	7	RECORD	PCT. RANK	GAMES	SCHEDULE	OF SCHEDULE	RPI	RPI	RPI	RPI
DIV. I ONLY	9- 1	15	9- 1	75	3	6	6	6	6	6
DIV. I NON-CONF.	9- 1	15	9- 1	80	3	6	6	6	6	6
TOTALS	RPI 1-25	RPI 26-50	W-L RECORDS	RPI 51-100	RPI 101-150	RPI 150+				
9- 1	1- 1	2- 0	OVERALL	1- 0	1- 0	4- 0				
4- 0	1- 0	1- 0	HOME	0- 0	0- 0	2- 0				
3- 1	0- 1	1- 0	AWAY	0- 0	0- 0	2- 0				
2- 0	0- 0	0- 0	NEUTRAL	1- 0	1- 0	0- 0				
9- 1	1- 1	2- 0	NON-CONFERENCE	1- 0	1- 0	4- 0				
4- 0	1- 0	1- 0	HOME	0- 0	0- 0	2- 0				
3- 1	0- 1	1- 0	AWAY	0- 0	0- 0	2- 0				
2- 0	0- 0	0- 0	NEUTRAL	1- 0	1- 0	0- 0				
0- 0	0- 0	0- 0	CONFERENCE	0- 0	0- 0	0- 0				
0- 0	0- 0	0- 0	HOME	0- 0	0- 0	0- 0				
0- 0	0- 0	0- 0	AWAY	0- 0	0- 0	0- 0				
0- 0	0- 0	0- 0	NEUTRAL	0- 0	0- 0	0- 0				

RPI 1-25				RPI 26-50				RPI 51-100				RPI 101+			
RPI	S	Opponent	Score	RPI	S	Opponent	Score	RPI	S	Opponent	Score	RPI	S	Opponent	Score
7	A	Georgia	52 70	31	H	Princeton	71 64	57	N	North Carolina St.	58 55	111	N	UNI	57 49
16	H	Rutgers	77 49	50	A	Saint Joseph's	66 54					155	A	Liberty	92 56
												158	A	Texas-Arlington	61 54
												233	H	Fordham	66 54
												293	H	Bryant	93 57
LAST 12 Division I GAMES:															
155	A	Liberty	92 56	158	A	Texas-Arlington	61 54								
233	H	Fordham	66 54	50	A	Saint Joseph's	66 54								
7	A	Georgia	52 70	31	H	Princeton	71 64								
111	N	UNI	57 49	16	H	Rutgers	77 49								
57	N	North Carolina St.	58 55	293	H	Bryant	93 57								

Non-Div I Games:

Seton Hall

Average RPI Win:	294	WON-LOST	WINNING	LAST 10	STRENGTH OF	OPP. STRENGTH	TEAM	ADJ.	CONF.	ADJ CONF.
Average RPI Loss:	160	RECORD	PCT. RANK	GAMES	SCHEDULE	OF SCHEDULE	RPI	RPI	RPI	RPI
DIV. I ONLY	4- 6	197	1- 1	276	273	250	250	28	28	
DIV. I NON-CONF.	2- 6	258	1- 1	228	238	265	265	25	25	
TOTALS	RPI 1-25	RPI 26-50	W-L RECORDS	RPI 51-100	RPI 101-150	RPI 150+				
4- 6	0- 0	0- 1	OVERALL	0- 1	0- 0	4- 4				
1- 2	0- 0	0- 0	HOME	0- 1	0- 0	1- 1				
2- 3	0- 0	0- 1	AWAY	0- 0	0- 0	2- 2				
1- 1	0- 0	0- 0	NEUTRAL	0- 0	0- 0	1- 1				
2- 6	0- 0	0- 1	NON-CONFERENCE	0- 1	0- 0	2- 4				
0- 2	0- 0	0- 0	HOME	0- 1	0- 0	0- 1				
1- 3	0- 0	0- 1	AWAY	0- 0	0- 0	1- 2				
1- 1	0- 0	0- 0	NEUTRAL	0- 0	0- 0	1- 1				
2- 0	0- 0	0- 0	CONFERENCE	0- 0	0- 0	2- 0				
1- 0	0- 0	0- 0	HOME	0- 0	0- 0	1- 0				
1- 0	0- 0	0- 0	AWAY	0- 0	0- 0	1- 0				
0- 0	0- 0	0- 0	NEUTRAL	0- 0	0- 0	0- 0				

RPI	S	Opponent	Score	RPI	S	Opponent	Score	RPI	S	Opponent	Score	RPI	S	Opponent	Score	Team's RPI: 250
38	A	St. Bonaventure	40	57	59	H	Albany (NY)	42	61	152	A	Southern Ill.	54	73		
										167	H	Northeastern	67	70		
										203	A	Navy	58	59		
										228	A	New Hampshire	57	53		
										302	N	Morgan St.	69	46		
										305	A	Monmouth	69	63		
										341	N	Alabama St.	53	57		
										342	H	Saint Peter's	59	58		
LAST 12 Division I GAMES:																
341	N	Alabama St.	53	57	302	N	Morgan St.	69	46							
59	H	Albany (NY)	42	61	152	A	Southern Ill.	54	73							
228	A	New Hampshire	57	53	167	H	Northeastern	67	70							
342	H	Saint Peter's	59	58	38	A	St. Bonaventure	40	57							
305	A	Monmouth	69	63												
203	A	Navy	58	59												

Non-Div I Games:

Siena

■ Loss, 
 ■ Non-Conf, 
 ■ S Site, 
 ■ H Home 
 ■ A Away 
 N Neutral

Average RPI Win:	341	WON-LOST	WINNING	LAST 10	STRENGTH OF	OPP. STRENGTH	TEAM	ADJ.	CONF.	ADJ CONF.
Average RPI Loss:	160	RECORD	PCT. RANK	GAMES	SCHEDULE	OF SCHEDULE	RPI	RPI	RPI	RPI
DIV. I ONLY	1- 5	298	1- 5	264	236	310	310	20	20	
DIV. I NON-CONF.	1- 5	293	1- 5	268	236	311	311	20	20	
TOTALS	RPI 1-25	RPI 26-50	W-L RECORDS	RPI 51-100	RPI 101-150	RPI 150+				
1- 5	0- 0	0- 1	OVERALL	0- 0	0- 1	1- 3				
0- 3	0- 0	0- 1	HOME	0- 0	0- 0	0- 2				
1- 2	0- 0	0- 0	AWAY	0- 0	0- 1	1- 1				
0- 0	0- 0	0- 0	NEUTRAL	0- 0	0- 0	0- 0				
1- 5	0- 0	0- 1	NON-CONFERENCE	0- 0	0- 1	1- 3				
0- 3	0- 0	0- 1	HOME	0- 0	0- 0	0- 2				
1- 2	0- 0	0- 0	AWAY	0- 0	0- 1	1- 1				
0- 0	0- 0	0- 0	NEUTRAL	0- 0	0- 0	0- 0				
0- 0	0- 0	0- 0	CONFERENCE	0- 0	0- 0	0- 0				
0- 0	0- 0	0- 0	HOME	0- 0	0- 0	0- 0				
0- 0	0- 0	0- 0	AWAY	0- 0	0- 0	0- 0				
0- 0	0- 0	0- 0	NEUTRAL	0- 0	0- 0	0- 0				

RPI 1-25			RPI 26-50			RPI 51-100			RPI 101+			Team's RPI: 310
RPI	S	Opponent	Score	RPI	S	Opponent	Score	RPI	S	Opponent	Score	
				37	H	Florida	60 72					
								124	A	Southern Miss.	51 71	
								168	A	Southern U.	45 50	
								182	H	UAB	39 53	
								288	H	UCF	36 77	
								341	A	Alabama St.	47 43	
LAST 12 Division I GAMES:												
				37	H	Florida	60 72					
				288	H	UCF	36 77					
				168	A	Southern U.	45 50					
								182	H	UAB	39 53	
								124	A	Southern Miss.	51 71	
								341	A	Alabama St.	47 43	

Non-Div I Games: Spring Hill 64 49

South Ala.

Average RPI Win:	146	WON-LOST	WINNING	LAST 10	STRENGTH OF	OPP. STRENGTH	TEAM	ADJ.	CONF.	ADJ CONF.
Average RPI Loss:	0	RECORD	PCT. RANK	GAMES	SCHEDULE	OF SCHEDULE	RPI	RPI	RPI	RPI
DIV. I ONLY	9- 0	1	9- 0	139	8	11	11	4	4	
DIV. I NON-CONF.	9- 0	1	9- 0	146	8	11	11	4	4	
TOTALS	RPI 1-25	RPI 26-50	W-L RECORDS	RPI 51-100	RPI 101-150	RPI 150+				
9- 0	3- 0	0- 0	OVERALL	1- 0	0- 0	5- 0				
4- 0	2- 0	0- 0	HOME	0- 0	0- 0	2- 0				
3- 0	1- 0	0- 0	AWAY	0- 0	0- 0	2- 0				
2- 0	0- 0	0- 0	NEUTRAL	1- 0	0- 0	1- 0				
9- 0	3- 0	0- 0	NON-CONFERENCE	1- 0	0- 0	5- 0				
4- 0	2- 0	0- 0	HOME	0- 0	0- 0	2- 0				
3- 0	1- 0	0- 0	AWAY	0- 0	0- 0	2- 0				
2- 0	0- 0	0- 0	NEUTRAL	1- 0	0- 0	1- 0				
0- 0	0- 0	0- 0	CONFERENCE	0- 0	0- 0	0- 0				
0- 0	0- 0	0- 0	HOME	0- 0	0- 0	0- 0				
0- 0	0- 0	0- 0	AWAY	0- 0	0- 0	0- 0				
0- 0	0- 0	0- 0	NEUTRAL	0- 0	0- 0	0- 0				

RPI 1-25				Team's RPI: 11				RPI 26-50				RPI 51-100				RPI 101+			
RPI	S	Opponent	Score					RPI	S	Opponent	Score	RPI	S	Opponent	Score	RPI	S	Opponent	Score
5	H	Duke	66 55									51	N	Arizona St.	60 58	174	A	Hawaii	67 51
14	A	UCLA	68 65													214	H	Winthrop	86 37
18	H	Ohio St.	88 80													230	A	Clemson	67 41
																284	H	UNCG	92 44
																321	N	CSU Bakersfield	90 71
LAST 12 Division I GAMES:																			
214	H	Winthrop	86 37					321	N	CSU Bakersfield	90 71								
5	H	Duke	66 55					51	N	Arizona St.	60 58								
174	A	Hawaii	67 51					14	A	UCLA	68 65								
								230	A	Clemson	67 41								
								284	H	UNCG	92 44								
								18	H	Ohio St.	88 80								

Non-Div I Games:

South Carolina

Average RPI Win:	323	WON-LOST	WINNING	LAST 10	STRENGTH OF	OPP. STRENGTH	TEAM	ADJ.	CONF.	ADJ CONF.
Average RPI Loss:	183	RECORD	PCT. RANK	GAMES	SCHEDULE	OF SCHEDULE	RPI	RPI	RPI	RPI
DIV. I ONLY	2- 5	247	2- 5	323	250	296	296	31	31	
DIV. I NON-CONF.	1- 4	287	1- 4	306	127	316	316	31	31	
TOTALS	RPI 1-25	RPI 26-50	W-L RECORDS	RPI 51-100	RPI 101-150	RPI 150+				
2- 5	0- 0	0- 0	OVERALL	0- 0	0- 2	2- 3				
1- 0	0- 0	0- 0	HOME	0- 0	0- 0	1- 0				
1- 5	0- 0	0- 0	AWAY	0- 0	0- 2	1- 3				
0- 0	0- 0	0- 0	NEUTRAL	0- 0	0- 0	0- 0				
1- 4	0- 0	0- 0	NON-CONFERENCE	0- 0	0- 2	1- 2				
1- 0	0- 0	0- 0	HOME	0- 0	0- 0	1- 0				
0- 4	0- 0	0- 0	AWAY	0- 0	0- 2	0- 2				
0- 0	0- 0	0- 0	NEUTRAL	0- 0	0- 0	0- 0				
1- 1	0- 0	0- 0	CONFERENCE	0- 0	0- 0	1- 1				
0- 0	0- 0	0- 0	HOME	0- 0	0- 0	0- 0				
1- 1	0- 0	0- 0	AWAY	0- 0	0- 0	1- 1				
0- 0	0- 0	0- 0	NEUTRAL	0- 0	0- 0	0- 0				

RPI 1-25				RPI 26-50				RPI 51-100				RPI 101+				Team's RPI: 296	
RPI	S	Opponent	Score	RPI	S	Opponent	Score	RPI	S	Opponent	Score	RPI	S	Opponent	Score		
												127	A	Furman	46	59	
												131	A	Davidson	51	63	
												182	A	UAB	38	71	
												230	A	Clemson	54	63	
												244	A	Bethune-Cookman	50	65	
												297	H	Wofford	60	47	
												349	A	Florida A&M	68	62	
LAST 12 Division I GAMES:																	
				131	A	Davidson	51	63	127	A	Furman	46	59				
				244	A	Bethune-Cookman	50	65									
				349	A	Florida A&M	68	62									
				230	A	Clemson	54	63									
				297	H	Wofford	60	47									
				182	A	UAB	38	71									

Non-Div I Games: Morris 90 39

South Carolina St.

■ Loss, 
 ■ Non-Conf, 
 ■ S Site, 
 ■ Home 
 ■ A Away 
 N Neutral

Average RPI Win:	189	WON-LOST	WINNING	LAST 10	STRENGTH OF	OPP. STRENGTH	TEAM	ADJ.	CONF.	ADJ CONF.
Average RPI Loss:	79	RECORD	PCT. RANK	GAMES	SCHEDULE	OF SCHEDULE	RPI	RPI	RPI	RPI
DIV. I ONLY	6- 4	131	6- 4	198	39	117	117	27	27	
DIV. I NON-CONF.	6- 4	131	6- 4	204	39	119	119	28	28	
TOTALS	RPI 1-25	RPI 26-50	W-L RECORDS	RPI 51-100	RPI 101-150	RPI 150+				
6- 4	0- 1	1- 1	OVERALL	2- 0	0- 2	3- 0				
3- 1	0- 0	1- 1	HOME	1- 0	0- 0	1- 0				
2- 3	0- 1	0- 0	AWAY	1- 0	0- 2	1- 0				
1- 0	0- 0	0- 0	NEUTRAL	0- 0	0- 0	1- 0				
6- 4	0- 1	1- 1	NON-CONFERENCE	2- 0	0- 2	3- 0				
3- 1	0- 0	1- 1	HOME	1- 0	0- 0	1- 0				
2- 3	0- 1	0- 0	AWAY	1- 0	0- 2	1- 0				
1- 0	0- 0	0- 0	NEUTRAL	0- 0	0- 0	1- 0				
0- 0	0- 0	0- 0	CONFERENCE	0- 0	0- 0	0- 0				
0- 0	0- 0	0- 0	HOME	0- 0	0- 0	0- 0				
0- 0	0- 0	0- 0	AWAY	0- 0	0- 0	0- 0				
0- 0	0- 0	0- 0	NEUTRAL	0- 0	0- 0	0- 0				

RPI	S	Opponent	Score	RPI	S	Opponent	Score	RPI	S	Opponent	Score	RPI	S	Opponent	Score	Team's RPI: 117
25	A	Kansas St.	81 84	46	H	Drake	92 87	81	A	Fla. Atlantic	76 53	111	A	UNI	43 64	
				49	H	Washington	64 77	92	H	Marquette	97 69	129	A	Utah	59 66	
												266	A	San Jose St.	87 77	
												312	N	Appalachian St.	87 60	
												336	H	Portland St.	103 61	
LAST 12 Division I GAMES:																
312	N	Appalachian St.	87 60	49	H	Washington	64 77	266	A	San Jose St.	87 77	336	H	Portland St.	103 61	
92	H	Marquette	97 69	25	A	Kansas St.	81 84	46	H	Drake	92 87	111	A	UNI	43 64	
129	A	Utah	59 66	81	A	Fla. Atlantic	76 53	92	H	Marquette	97 69	129	A	Utah	59 66	

Non-Div I Games:

South Dakota

Average RPI Win:	200	WON-LOST	WINNING	LAST 10	STRENGTH OF	OPP. STRENGTH	TEAM	ADJ.	CONF.	ADJ CONF.
Average RPI Loss:	26	RECORD	PCT. RANK	GAMES	SCHEDULE	OF SCHEDULE	RPI	RPI	RPI	RPI
DIV. I ONLY	8- 2	41	8- 2	178	81	88	88	27	27	
DIV. I NON-CONF.	8- 2	40	8- 2	184	81	89	89	28	28	
TOTALS	RPI 1-25	RPI 26-50	W-L RECORDS	RPI 51-100	RPI 101-150	RPI 150+				
8- 2	0- 1	0- 1	OVERALL	0- 0	3- 0	5- 0				
5- 1	0- 1	0- 0	HOME	0- 0	1- 0	4- 0				
1- 0	0- 0	0- 0	AWAY	0- 0	1- 0	0- 0				
2- 1	0- 0	0- 1	NEUTRAL	0- 0	1- 0	1- 0				
8- 2	0- 1	0- 1	NON-CONFERENCE	0- 0	3- 0	5- 0				
5- 1	0- 1	0- 0	HOME	0- 0	1- 0	4- 0				
1- 0	0- 0	0- 0	AWAY	0- 0	1- 0	0- 0				
2- 1	0- 0	0- 1	NEUTRAL	0- 0	1- 0	1- 0				
0- 0	0- 0	0- 0	CONFERENCE	0- 0	0- 0	0- 0				
0- 0	0- 0	0- 0	HOME	0- 0	0- 0	0- 0				
0- 0	0- 0	0- 0	AWAY	0- 0	0- 0	0- 0				
0- 0	0- 0	0- 0	NEUTRAL	0- 0	0- 0	0- 0				

RPI 1-25				RPI 26-50				RPI 51-100				RPI 101+			
RPI	S	Opponent	Score	RPI	S	Opponent	Score	RPI	S	Opponent	Score	RPI	S	Opponent	Score
4	H	Notre Dame	64 75	48	N	Maryland	55 62					111	H	UNI	89 86
												128	A	Creighton	53 51
												146	N	Pittsburgh	55 54
												189	H	Northern Colo.	66 62
												212	H	Marist	77 68
												227	N	Old Dominion	71 39
												249	H	Arkansas	76 69
												336	H	Portland St.	74 65
LAST 12 Division I GAMES:															
128	A	Creighton	53 51	111	H	UNI	89 86								
4	H	Notre Dame	64 75	189	H	Northern Colo.	66 62								
249	H	Arkansas	76 69	336	H	Portland St.	74 65								
212	H	Marist	77 68	227	N	Old Dominion	71 39								
				48	N	Maryland	55 62								
				146	N	Pittsburgh	55 54								

Non-Div I Games:

South Dakota St.



Average RPI Win:	168	WON-LOST	WINNING	LAST 10	STRENGTH OF	OPP. STRENGTH	TEAM	ADJ.	CONF.	ADJ CONF.
Average RPI Loss:	20	RECORD	PCT. RANK	GAMES	SCHEDULE	OF SCHEDULE	RPI	RPI	RPI	RPI
DIV. I ONLY	6- 2	67	0- 1	44	110	33	33	9	9	
DIV. I NON-CONF.	6- 2	65	0- 1	47	112	33	33	9	9	
TOTALS	RPI 1-25	RPI 26-50	W-L RECORDS	RPI 51-100	RPI 101-150	RPI 150+				
6- 2	0- 2	1- 0	OVERALL	0- 0	1- 0	4- 0				
6- 0	0- 0	1- 0	HOME	0- 0	1- 0	4- 0				
0- 2	0- 1	0- 0	AWAY	0- 0	0- 0	0- 0				
0- 0	0- 0	0- 0	NEUTRAL	0- 0	0- 0	0- 0				
6- 2	0- 2	1- 0	NON-CONFERENCE	0- 0	1- 0	4- 0				
6- 0	0- 0	1- 0	HOME	0- 0	1- 0	4- 0				
0- 2	0- 2	0- 0	AWAY	0- 0	0- 0	0- 0				
0- 0	0- 0	0- 0	NEUTRAL	0- 0	0- 0	0- 0				
0- 0	0- 0	0- 0	CONFERENCE	0- 0	0- 0	0- 0				
0- 0	0- 0	0- 0	HOME	0- 0	0- 0	0- 0				
0- 0	0- 0	0- 0	AWAY	0- 0	0- 0	0- 0				
0- 0	0- 0	0- 0	NEUTRAL	0- 0	0- 0	0- 0				

RPI 1-25				RPI 26-50				Team's RPI: 33	RPI 51-100				RPI 101+			
RPI	S	Opponent	Score	RPI	S	Opponent	Score		RPI	S	Opponent	Score	RPI	S	Opponent	Score
17	A	Baylor	63 66	28	H	Chattanooga	61 33						132	H	Butler	87 77
22	A	St. John's (NY)	70 74										164	H	Penn St.	101 79
													198	H	Drexel	73 58
													225	H	Harvard	86 59
													258	H	Jacksonville	74 52
LAST 12 Division I GAMES:																
17	A	Baylor	63 66	225	H	Harvard	86 59									
28	H	Chattanooga	61 33	22	A	St. John's (NY)	70 74									
164	H	Penn St.	101 79	132	H	Butler	87 77									
				198	H	Drexel	73 58									
				258	H	Jacksonville	74 52									

Non-Div I Games:

South Fla.

Average RPI Win:	280	WON-LOST	WINNING	LAST 10	STRENGTH OF	OPP. STRENGTH	TEAM	ADJ.	CONF.	ADJ CONF.
Average RPI Loss:	68	RECORD	PCT. RANK	GAMES	SCHEDULE	OF SCHEDULE	RPI	RPI	RPI	RPI
DIV. I ONLY	5- 5	160	0- 1	219	181	169	169	21	21	
DIV. I NON-CONF.	5- 5	161	0- 1	222	185	168	168	21	21	
TOTALS	RPI 1-25	RPI 26-50	W-L RECORDS	RPI 51-100	RPI 101-150	RPI 150+				
5- 5	0- 1	0- 1	OVERALL	0- 2	0- 1	5- 0				
1- 1	0- 0	0- 0	HOME	0- 0	0- 1	1- 0				
4- 2	0- 1	0- 0	AWAY	0- 1	0- 0	4- 0				
0- 2	0- 0	0- 1	NEUTRAL	0- 1	0- 0	0- 0				
5- 5	0- 1	0- 1	NON-CONFERENCE	0- 2	0- 1	5- 0				
1- 1	0- 0	0- 0	HOME	0- 0	0- 1	1- 0				
4- 2	0- 1	0- 0	AWAY	0- 1	0- 0	4- 0				
0- 2	0- 0	0- 1	NEUTRAL	0- 1	0- 0	0- 0				
0- 0	0- 0	0- 0	CONFERENCE	0- 0	0- 0	0- 0				
0- 0	0- 0	0- 0	HOME	0- 0	0- 0	0- 0				
0- 0	0- 0	0- 0	AWAY	0- 0	0- 0	0- 0				
0- 0	0- 0	0- 0	NEUTRAL	0- 0	0- 0	0- 0				

RPI 1-25				RPI 26-50				RPI 51-100				RPI 101+ Team's RPI: 169			
RPI	S	Opponent	Score	RPI	S	Opponent	Score	RPI	S	Opponent	Score	RPI	S	Opponent	Score
19	A	Missouri	32 74	39	N	Idaho St.	64 65	82	N	UC Riverside	67 85	108	H	Central Ark.	54 63
								90	A	Saint Louis	52 67	209	A	Wichita St.	66 62
												243	A	Western Ill.	89 84
												303	A	Alabama A&M	69 58
												317	H	UMKC	78 65
												327	A	Lipscomb	84 69
LAST 12 Division I GAMES:															
108	H	Central Ark.	54 63	82	N	UC Riverside	67 85	317	H	UMKC	78 65				
327	A	Lipscomb	84 69	303	A	Alabama A&M	69 58	90	A	Saint Louis	52 67				
209	A	Wichita St.	66 62												
19	A	Missouri	32 74												
39	N	Idaho St.	64 65												
243	A	Western Ill.	89 84												

Non-Div I Games: Harris-Stowe 78 66

Southeast Mo. St.

Average RPI Win:	349	WON-LOST	WINNING	LAST 10	STRENGTH OF	OPP. STRENGTH	TEAM	ADJ.	CONF.	ADJ CONF.
Average RPI Loss:	155	RECORD	PCT. RANK	GAMES	SCHEDULE	OF SCHEDULE	RPI	RPI	RPI	RPI
DIV. I ONLY	1- 7	315	1- 7	112	326	252	252	24	24	
DIV. I NON-CONF.	1- 7	311	1- 7	119	326	252	252	26	26	
TOTALS	RPI 1-25	RPI 26-50	W-L RECORDS	RPI 51-100	RPI 101-150	RPI 150+				
1- 7	0- 0	0- 0	OVERALL	0- 3	0- 0	1- 4				
0- 2	0- 0	0- 0	HOME	0- 1	0- 0	0- 1				
1- 5	0- 0	0- 0	AWAY	0- 2	0- 0	1- 3				
0- 0	0- 0	0- 0	NEUTRAL	0- 0	0- 0	0- 0				
1- 7	0- 0	0- 0	NON-CONFERENCE	0- 3	0- 0	1- 4				
0- 2	0- 0	0- 0	HOME	0- 1	0- 0	0- 1				
1- 5	0- 0	0- 0	AWAY	0- 2	0- 0	1- 3				
0- 0	0- 0	0- 0	NEUTRAL	0- 0	0- 0	0- 0				
0- 0	0- 0	0- 0	CONFERENCE	0- 0	0- 0	0- 0				
0- 0	0- 0	0- 0	HOME	0- 0	0- 0	0- 0				
0- 0	0- 0	0- 0	AWAY	0- 0	0- 0	0- 0				
0- 0	0- 0	0- 0	NEUTRAL	0- 0	0- 0	0- 0				

RPI 1-25				RPI 26-50				RPI 51-100				RPI 101+ Team's RPI: 252			
RPI	S	Opponent	Score	RPI	S	Opponent	Score	RPI	S	Opponent	Score	RPI	S	Opponent	Score
								70	A	Texas Tech	51 113	180	A	Georgia Tech	49 102
								72	H	Auburn	68 80	197	A	Xavier	27 67
								85	A	Wright St.	72 106	232	H	La.-Monroe	84 88
												249	A	Arkansas	53 97
												349	A	Florida A&M	62 57
LAST 12 Division I GAMES:															
				85	A	Wright St.	72 106	349	A	Florida A&M	62 57				
				70	A	Texas Tech	51 113	232	H	La.-Monroe	84 88				
				180	A	Georgia Tech	49 102	197	A	Xavier	27 67				
				72	H	Auburn	68 80								
				249	A	Arkansas	53 97								

Non-Div I Games:

Southeastern La.

Average RPI Win:	139	WON-LOST	WINNING	LAST 10	STRENGTH OF	OPP. STRENGTH	TEAM	ADJ.	CONF.	ADJ CONF.
Average RPI Loss:	0	RECORD	PCT. RANK	GAMES	SCHEDULE	OF SCHEDULE	RPI	RPI	RPI	RPI
DIV. I ONLY	8- 0	1	8- 0	24	165	3	3	1	1	
DIV. I NON-CONF.	8- 0	1	8- 0	28	168	3	3	1	1	
TOTALS	RPI 1-25	RPI 26-50	W-L RECORDS	RPI 51-100	RPI 101-150	RPI 150+				
8- 0	0- 0	1- 0	OVERALL	2- 0	2- 0	3- 0				
4- 0	0- 0	1- 0	HOME	0- 0	2- 0	1- 0				
1- 0	0- 0	0- 0	AWAY	1- 0	0- 0	0- 0				
3- 0	0- 0	0- 0	NEUTRAL	1- 0	0- 0	2- 0				
8- 0	0- 0	1- 0	NON-CONFERENCE	2- 0	2- 0	3- 0				
4- 0	0- 0	1- 0	HOME	0- 0	2- 0	1- 0				
1- 0	0- 0	0- 0	AWAY	1- 0	0- 0	0- 0				
3- 0	0- 0	0- 0	NEUTRAL	1- 0	0- 0	2- 0				
0- 0	0- 0	0- 0	CONFERENCE	0- 0	0- 0	0- 0				
0- 0	0- 0	0- 0	HOME	0- 0	0- 0	0- 0				
0- 0	0- 0	0- 0	AWAY	0- 0	0- 0	0- 0				
0- 0	0- 0	0- 0	NEUTRAL	0- 0	0- 0	0- 0				

RPI S	Opponent	Score	RPI S	Opponent	Score	RPI S	Opponent	Score	RPI S	Opponent	Score
26	H Santa Clara	81 46	66	N West Virginia	78 67	104	H Long Beach St.	69 43	105	H UNLV	73 42
			76	A Gonzaga	60 56	159	N Iona	76 56	269	N Grand Canyon	75 44
						309	H Southern Utah	71 32			
LAST 12 Division I GAMES:											
104	H Long Beach St.	69 43	105	H UNLV	73 42						
26	H Santa Clara	81 46	309	H Southern Utah	71 32						
			159	N Iona	76 56						
			76	A Gonzaga	60 56						
			66	N West Virginia	78 67						
			269	N Grand Canyon	75 44						

Non-Div I Games: Hope Int'l 92 43

Southern California

Average RPI Win:	221	WON-LOST	WINNING	LAST 10	STRENGTH OF	OPP. STRENGTH	TEAM	ADJ.	CONF.	ADJ CONF.
Average RPI Loss:	79	RECORD	PCT. RANK	GAMES	SCHEDULE	OF SCHEDULE	RPI	RPI	RPI	RPI
DIV. I ONLY	5- 4	143	1- 0	176	96	152	152	15	15	
DIV. I NON-CONF.	5- 4	145	1- 0	182	96	155	155	15	15	
TOTALS	RPI 1-25	RPI 26-50	W-L RECORDS	RPI 51-100	RPI 101-150	RPI 150+				
5- 4	0- 1	0- 1	OVERALL	0- 1	0- 0	5- 1				
4- 1	0- 0	0- 0	HOME	0- 1	0- 0	4- 0				
1- 3	0- 1	0- 1	AWAY	0- 0	0- 0	1- 1				
0- 0	0- 0	0- 0	NEUTRAL	0- 0	0- 0	0- 0				
5- 4	0- 1	0- 1	NON-CONFERENCE	0- 1	0- 0	5- 1				
4- 1	0- 0	0- 0	HOME	0- 1	0- 0	4- 0				
1- 3	0- 1	0- 1	AWAY	0- 0	0- 0	1- 1				
0- 0	0- 0	0- 0	NEUTRAL	0- 0	0- 0	0- 0				
0- 0	0- 0	0- 0	CONFERENCE	0- 0	0- 0	0- 0				
0- 0	0- 0	0- 0	HOME	0- 0	0- 0	0- 0				
0- 0	0- 0	0- 0	AWAY	0- 0	0- 0	0- 0				
0- 0	0- 0	0- 0	NEUTRAL	0- 0	0- 0	0- 0				

RPI 1-25				RPI 26-50				RPI 51-100				RPI 101+ Team's RPI: 152			
RPI	S	Opponent	Score	RPI	S	Opponent	Score	RPI	S	Opponent	Score	RPI	S	Opponent	Score
8	A	Illinois	64 78	35	A	DePaul	61 105	55	H	UT Martin	63 70	153	H	SIUE	71 57
												187	H	Tennessee St.	79 70
												191	H	Morehead St.	102 69
												218	A	Memphis	58 61
												250	H	Siena	73 54
												326	A	Murray St.	70 57
LAST 12 Division I GAMES:															
187	H	Tennessee St.	79 70	218	A	Memphis	58 61								
191	H	Morehead St.	102 69	55	H	UT Martin	63 70								
8	A	Illinois	64 78	250	H	Siena	73 54								
153	H	SIUE	71 57	35	A	DePaul	61 105								
326	A	Murray St.	70 57												

Non-Div I Games:

Southern Ill.

■ Loss, 
 ■ Non-Conf, 
 ■ S Site, 
 ■ H Home 
 ■ A Away 
 N Neutral

Average RPI Win:	261	WON-LOST	WINNING	LAST 10	STRENGTH OF	OPP. STRENGTH	TEAM	ADJ.	CONF.	ADJ CONF.
Average RPI Loss:	23	RECORD	PCT. RANK	GAMES	SCHEDULE	OF SCHEDULE	RPI	RPI	RPI	RPI
DIV. I ONLY	6- 2	67	1- 1	265	151	124	124	11	11	
DIV. I NON-CONF.	6- 2	65	1- 1	269	153	124	124	11	11	
TOTALS	RPI 1-25	RPI 26-50	W-L RECORDS	RPI 51-100	RPI 101-150	RPI 150+				
6- 2	0- 1	0- 1	OVERALL	0- 0	0- 0	6- 0				
5- 0	0- 0	0- 0	HOME	0- 0	0- 0	5- 0				
1- 2	0- 1	0- 1	AWAY	0- 0	0- 0	1- 0				
0- 0	0- 0	0- 0	NEUTRAL	0- 0	0- 0	0- 0				
6- 2	0- 1	0- 1	NON-CONFERENCE	0- 0	0- 0	6- 0				
5- 0	0- 0	0- 0	HOME	0- 0	0- 0	5- 0				
1- 2	0- 1	0- 1	AWAY	0- 0	0- 0	1- 0				
0- 0	0- 0	0- 0	NEUTRAL	0- 0	0- 0	0- 0				
0- 0	0- 0	0- 0	CONFERENCE	0- 0	0- 0	0- 0				
0- 0	0- 0	0- 0	HOME	0- 0	0- 0	0- 0				
0- 0	0- 0	0- 0	AWAY	0- 0	0- 0	0- 0				
0- 0	0- 0	0- 0	NEUTRAL	0- 0	0- 0	0- 0				

RPI 1-25				RPI 26-50				RPI 51-100				RPI 101+ Team's RPI: 124			
RPI	S	Opponent	Score	RPI	S	Opponent	Score	RPI	S	Opponent	Score	RPI	S	Opponent	Score
17	A	Baylor	42 97	28	A	Chattanooga	48 53					177	H	Samford	56 48
												195	H	Ole Miss	57 38
												242	A	Tennessee Tech	69 57
												298	H	Mississippi Val.	71 55
												310	H	South Ala.	71 51
												341	H	Alabama St.	65 44
LAST 12 Division I GAMES:															
				195	H	Ole Miss	57 38	177	H	Samford	56 48				
				310	H	South Ala.	71 51	28	A	Chattanooga	48 53				
				242	A	Tennessee Tech	69 57								
				298	H	Mississippi Val.	71 55								
				17	A	Baylor	42 97								
				341	H	Alabama St.	65 44								

Non-Div I Games:

Southern Miss.

Average RPI Win:	310	WON-LOST	WINNING	LAST 10	STRENGTH OF	OPP. STRENGTH	TEAM	ADJ.	CONF.	ADJ CONF.
Average RPI Loss:	62	RECORD	PCT. RANK	GAMES	SCHEDULE	OF SCHEDULE	RPI	RPI	RPI	RPI
DIV. I ONLY	1- 5	298	1- 5	8	230	168	168	30	30	
DIV. I NON-CONF.	1- 5	293	1- 5	8	231	167	167	30	30	
TOTALS	RPI 1-25	RPI 26-50	W-L RECORDS	RPI 51-100	RPI 101-150	RPI 150+				
1- 5	0- 1	0- 2	OVERALL	0- 2	0- 0	1- 0				
1- 0	0- 0	0- 0	HOME	0- 0	0- 0	1- 0				
0- 5	0- 1	0- 1	AWAY	0- 2	0- 0	0- 0				
0- 0	0- 0	0- 0	NEUTRAL	0- 0	0- 0	0- 0				
1- 5	0- 1	0- 2	NON-CONFERENCE	0- 2	0- 0	1- 0				
1- 0	0- 0	0- 0	HOME	0- 0	0- 0	1- 0				
0- 5	0- 1	0- 2	AWAY	0- 2	0- 0	0- 0				
0- 0	0- 0	0- 0	NEUTRAL	0- 0	0- 0	0- 0				
0- 0	0- 0	0- 0	CONFERENCE	0- 0	0- 0	0- 0				
0- 0	0- 0	0- 0	HOME	0- 0	0- 0	0- 0				
0- 0	0- 0	0- 0	AWAY	0- 0	0- 0	0- 0				
0- 0	0- 0	0- 0	NEUTRAL	0- 0	0- 0	0- 0				

RPI 1-25				RPI 26-50				RPI 51-100				RPI 101+ Team's RPI: 168			
RPI	S	Opponent	Score	RPI	S	Opponent	Score	RPI	S	Opponent	Score	RPI	S	Opponent	Score
25	A	Kansas St.	47 59	41	A	Texas A&M	47 88	98	A	Nebraska	38 89	310	H	South Ala.	50 45
				48	A	Maryland	61 94	99	A	Iowa St.	46 86				
LAST 12 Division I GAMES:															
								48	A	Maryland	61 94				
								99	A	Iowa St.	46 86				
								25	A	Kansas St.	47 59				
								98	A	Nebraska	38 89				
								310	H	South Ala.	50 45				
								41	A	Texas A&M	47 88				

Non-Div I Games: Spring Hill 65 46

Southern U.

## Southern Utah

Through Games Of Dec. 13, 2015

Average RPI Win:	303	WON-LOST	WINNING	LAST 10	STRENGTH OF	OPP. STRENGTH	TEAM	ADJ.	CONF.	ADJ CONF.
Average RPI Loss:	153	RECORD	PCT. RANK	GAMES	SCHEDULE	OF SCHEDULE	RPI	RPI	RPI	RPI
DIV. I ONLY	2- 7	283	0- 1	271	123	309	309	16	16	
DIV. I NON-CONF.	2- 7	279	0- 1	275	126	310	310	16	16	
TOTALS	RPI 1-25	RPI 26-50	W-L RECORDS	RPI 51-100	RPI 101-150	RPI 150+				
2- 7	0- 1	0- 0	OVERALL	0- 0	0- 3	2- 3				
2- 1	0- 0	0- 0	HOME	0- 0	0- 0	2- 1				
0- 5	0- 1	0- 0	AWAY	0- 0	0- 3	0- 1				
0- 1	0- 0	0- 0	NEUTRAL	0- 0	0- 0	0- 1				
2- 7	0- 1	0- 0	NON-CONFERENCE	0- 0	0- 3	2- 3				
2- 1	0- 0	0- 0	HOME	0- 0	0- 0	2- 1				
0- 5	0- 1	0- 0	AWAY	0- 0	0- 3	0- 1				
0- 1	0- 0	0- 0	NEUTRAL	0- 0	0- 0	0- 1				
0- 0	0- 0	0- 0	CONFERENCE	0- 0	0- 0	0- 0				
0- 0	0- 0	0- 0	HOME	0- 0	0- 0	0- 0				
0- 0	0- 0	0- 0	AWAY	0- 0	0- 0	0- 0				
0- 0	0- 0	0- 0	NEUTRAL	0- 0	0- 0	0- 0				

RPI 1-25				RPI 26-50				RPI 51-100				RPI 101+ Team's RPI: 309			
RPI	S	Opponent	Score	RPI	S	Opponent	Score	RPI	S	Opponent	Score	RPI	S	Opponent	Score
3	A	Southern California	32 71									105	A	UNLV	44 79
												116	A	New Mexico	48 70
												125	A	New Mexico St.	60 74
												172	A	Utah Valley	58 70
												267	H	CSUN	67 65
												272	N	N.C. A&T	65 78
												275	H	UC Irvine	58 63
												339	H	Air Force	75 56
LAST 12 Division I GAMES:															
272	N	N.C. A&T	65 78	275	H	UC Irvine	58 63								
339	H	Air Force	75 56	172	A	Utah Valley	58 70								
3	A	Southern California	32 71	105	A	UNLV	44 79								
267	H	CSUN	67 65												
116	A	New Mexico	48 70												
125	A	New Mexico St.	60 74												

Non-Div I Games:

Southern Utah

■ Loss, 
 ■ Non-Conf, 
 ■ S Site, 
 ■ H Home 
 ■ A Away 
 N Neutral



## St. Bonaventure

Through Games Of Dec. 13, 2015

Average RPI Win:	140	WON-LOST	WINNING	LAST 10	STRENGTH OF	OPP. STRENGTH	TEAM	ADJ.	CONF.	ADJ CONF.
Average RPI Loss:	117	RECORD	PCT. RANK	GAMES	SCHEDULE	OF SCHEDULE	RPI	RPI	RPI	RPI
DIV. I ONLY	8- 2	41	0- 1	108	55	38	38	8	8	
DIV. I NON-CONF.	8- 2	40	0- 1	115	54	38	38	8	8	
TOTALS	RPI 1-25	RPI 26-50	W-L RECORDS	RPI 51-100	RPI 101-150	RPI 150+				
8- 2	0- 0	0- 1	OVERALL	2- 0	3- 0	3- 1				
7- 0	0- 0	0- 0	HOME	2- 0	2- 0	3- 0				
1- 2	0- 0	0- 1	AWAY	0- 0	1- 0	0- 1				
0- 0	0- 0	0- 0	NEUTRAL	0- 0	0- 0	0- 0				
8- 2	0- 0	0- 1	NON-CONFERENCE	2- 0	3- 0	3- 1				
7- 0	0- 0	0- 0	HOME	2- 0	2- 0	3- 0				
1- 2	0- 0	0- 1	AWAY	0- 0	1- 0	0- 1				
0- 0	0- 0	0- 0	NEUTRAL	0- 0	0- 0	0- 0				
0- 0	0- 0	0- 0	CONFERENCE	0- 0	0- 0	0- 0				
0- 0	0- 0	0- 0	HOME	0- 0	0- 0	0- 0				
0- 0	0- 0	0- 0	AWAY	0- 0	0- 0	0- 0				
0- 0	0- 0	0- 0	NEUTRAL	0- 0	0- 0	0- 0				

RPI 1-25				RPI 26-50				Team's RPI: 38				RPI 51-100				RPI 101+			
RPI	S	Opponent	Score	RPI	S	Opponent	Score	RPI	S	Opponent	Score	RPI	S	Opponent	Score	RPI	S	Opponent	Score
				35	A	DePaul	54 77					61	H	Georgetown	69 54	112	H	Toledo	74 63
												71	H	Buffalo	59 32	120	H	James Madison	56 45
																137	A	Stony Brook	73 68
																164	H	Penn St.	70 60
																198	A	Drexel	46 58
																204	H	Detroit	84 73
																250	H	Siena	57 40
LAST 12 Division I GAMES:																			
				120	H	James Madison	56 45					198	A	Drexel	46 58				
				61	H	Georgetown	69 54					164	H	Penn St.	70 60				
				137	A	Stony Brook	73 68					71	H	Buffalo	59 32				
				112	H	Toledo	74 63					250	H	Siena	57 40				
				204	H	Detroit	84 73												
				35	A	DePaul	54 77												

Non-Div I Games:

St. Bonaventure

■ Loss, 
 ■ Non-Conf, 
 ■ S Site, 
 ■ H Home 
 ■ A Away 
 N Neutral

Average RPI Win:	328	WON-LOST	WINNING	LAST 10	STRENGTH OF	OPP. STRENGTH	TEAM	ADJ.	CONF.	ADJ CONF.
Average RPI Loss:	199	RECORD	PCT. RANK	GAMES	SCHEDULE	OF SCHEDULE	RPI	RPI	RPI	RPI
DIV. I ONLY	1- 6	306	1- 6	282	315	323	323	32	32	
DIV. I NON-CONF.	1- 6	302	1- 6	284	313	324	324	32	32	
TOTALS	RPI 1-25	RPI 26-50	W-L RECORDS	RPI 51-100	RPI 101-150	RPI 150+				
1- 6	0- 0	0- 0	OVERALL	0- 2	0- 0	1- 4				
0- 2	0- 0	0- 0	HOME	0- 1	0- 0	0- 1				
1- 3	0- 0	0- 0	AWAY	0- 0	0- 0	1- 3				
0- 1	0- 0	0- 0	NEUTRAL	0- 1	0- 0	0- 0				
1- 6	0- 0	0- 0	NON-CONFERENCE	0- 2	0- 0	1- 4				
0- 2	0- 0	0- 0	HOME	0- 1	0- 0	0- 1				
1- 3	0- 0	0- 0	AWAY	0- 0	0- 0	1- 3				
0- 1	0- 0	0- 0	NEUTRAL	0- 1	0- 0	0- 0				
0- 0	0- 0	0- 0	CONFERENCE	0- 0	0- 0	0- 0				
0- 0	0- 0	0- 0	HOME	0- 0	0- 0	0- 0				
0- 0	0- 0	0- 0	AWAY	0- 0	0- 0	0- 0				
0- 0	0- 0	0- 0	NEUTRAL	0- 0	0- 0	0- 0				

RPI 1-25			RPI 26-50			RPI 51-100			RPI 101+			Team's RPI: 323
RPI	S	Opponent	Score	RPI	S	Opponent	Score	RPI	S	Opponent	Score	
						56 H Army West Point	35 74	180 A Georgia Tech	51 89			
						61 N Georgetown	52 74	223 H Rider	59 71			
								328 A Vermont	59 55			
								331 A Lafayette	59 77			
								342 A Saint Peter's	40 44			
LAST 12 Division I GAMES:												
223 H Rider	59 71	56 H Army West Point	35 74									
180 A Georgia Tech	51 89	331 A Lafayette	59 77									
		61 N Georgetown	52 74									
		328 A Vermont	59 55									
		342 A Saint Peter's	40 44									

Non-Div I Games:

St. Francis Brooklyn

Average RPI Win:	182	WON-LOST	WINNING	LAST 10	STRENGTH OF	OPP. STRENGTH	TEAM	ADJ.	CONF.	ADJ CONF.
Average RPI Loss:	14	RECORD	PCT. RANK	GAMES	SCHEDULE	OF SCHEDULE	RPI	RPI	RPI	RPI
DIV. I ONLY	8- 1	23	8- 1	123	63	22	22	6	6	
DIV. I NON-CONF.	8- 1	23	8- 1	129	62	22	22	6	6	
TOTALS	RPI 1-25	RPI 26-50	W-L RECORDS	RPI 51-100	RPI 101-150	RPI 150+				
8- 1	1- 1	1- 0	OVERALL	0- 0	1- 0	5- 0				
4- 0	0- 0	1- 0	HOME	0- 0	1- 0	2- 0				
4- 1	1- 1	0- 0	AWAY	0- 0	0- 0	3- 0				
0- 0	0- 0	0- 0	NEUTRAL	0- 0	0- 0	0- 0				
8- 1	1- 1	1- 0	NON-CONFERENCE	0- 0	1- 0	5- 0				
4- 0	0- 0	1- 0	HOME	0- 0	1- 0	2- 0				
4- 1	1- 1	0- 0	AWAY	0- 0	0- 0	3- 0				
0- 0	0- 0	0- 0	NEUTRAL	0- 0	0- 0	0- 0				
0- 0	0- 0	0- 0	CONFERENCE	0- 0	0- 0	0- 0				
0- 0	0- 0	0- 0	HOME	0- 0	0- 0	0- 0				
0- 0	0- 0	0- 0	AWAY	0- 0	0- 0	0- 0				
0- 0	0- 0	0- 0	NEUTRAL	0- 0	0- 0	0- 0				

RPI 1-25				RPI 26-50				RPI 51-100				RPI 101+			
RPI	S	Opponent	Score	RPI	S	Opponent	Score	RPI	S	Opponent	Score	RPI	S	Opponent	Score
14	A	UCLA	58 73	33	H	South Fla.	74 70					133	H	Yale	69 56
16	A	Rutgers	69 62									196	A	Kansas	86 71
												212	H	Marist	61 47
												275	A	UC Irvine	85 63
												288	A	UCF	70 42
												304	H	Sacred Heart	67 54
LAST 12 Division I GAMES:															
288	A	UCF	70 42	33	H	South Fla.	74 70								
133	H	Yale	69 56	212	H	Marist	61 47								
196	A	Kansas	86 71	16	A	Rutgers	69 62								
304	H	Sacred Heart	67 54	275	A	UC Irvine	85 63								
				14	A	UCLA	58 73								

Non-Div I Games:

St. John's (NY)

Loss, 
Non-Conf, S Site, 
H Home
A Away 
N Neutral

## St. Mary's (CA)

Through Games Of Dec. 13, 2015

Average RPI Win:	160	WON-LOST	WINNING	LAST 10	STRENGTH OF	OPP. STRENGTH	TEAM	ADJ.	CONF.	ADJ CONF.
Average RPI Loss:	120	RECORD	PCT. RANK	GAMES	SCHEDULE	OF SCHEDULE	RPI	RPI	RPI	RPI
DIV. I ONLY	8- 2	41	8- 2	90	125	54	54	7	7	
DIV. I NON-CONF.	8- 2	40	8- 2	97	129	54	54	7	7	
TOTALS	RPI 1-25	RPI 26-50	W-L RECORDS	RPI 51-100	RPI 101-150	RPI 150+				
8- 2	0- 1	0- 0	OVERALL	3- 0	0- 0	5- 1				
3- 2	0- 1	0- 0	HOME	1- 0	0- 0	2- 1				
4- 0	0- 0	0- 0	AWAY	1- 0	0- 0	3- 0				
1- 0	0- 0	0- 0	NEUTRAL	1- 0	0- 0	0- 0				
8- 2	0- 1	0- 0	NON-CONFERENCE	3- 0	0- 0	5- 1				
3- 2	0- 1	0- 0	HOME	1- 0	0- 0	2- 1				
4- 0	0- 0	0- 0	AWAY	1- 0	0- 0	3- 0				
1- 0	0- 0	0- 0	NEUTRAL	1- 0	0- 0	0- 0				
0- 0	0- 0	0- 0	CONFERENCE	0- 0	0- 0	0- 0				
0- 0	0- 0	0- 0	HOME	0- 0	0- 0	0- 0				
0- 0	0- 0	0- 0	AWAY	0- 0	0- 0	0- 0				
0- 0	0- 0	0- 0	NEUTRAL	0- 0	0- 0	0- 0				

RPI 1-25				RPI 26-50				RPI 51-100				RPI 101+			
RPI	S	Opponent	Score	RPI	S	Opponent	Score	RPI	S	Opponent	Score	RPI	S	Opponent	Score
19	H	Missouri	78 95					52	A	California	64 63	179	A	Wyoming	70 64
								62	H	Washington St.	75 71	181	H	Fresno St.	83 81
								84	N	Villanova	67 60	189	A	Northern Colo.	65 52
												221	H	UC Davis	71 78
												266	H	San Jose St.	91 81
												267	A	CSUN	93 59
LAST 12 Division I GAMES:															
84	N	Villanova	67 60	62	H	Washington St.	75 71								
52	A	California	64 63	179	A	Wyoming	70 64								
221	H	UC Davis	71 78	266	H	San Jose St.	91 81								
19	H	Missouri	78 95	267	A	CSUN	93 59								
181	H	Fresno St.	83 81												
189	A	Northern Colo.	65 52												

Non-Div I Games:

St. Mary's (CA)

■ Loss, 
 ■ Non-Conf, 
 ■ S Site, 
 ■ Home 
 ■ A Away 
 N Neutral

Average RPI Win:	95	WON-LOST	WINNING	LAST 10	STRENGTH OF	OPP. STRENGTH	TEAM	ADJ.	CONF.	ADJ CONF.
Average RPI Loss:	24	RECORD	PCT. RANK	GAMES	SCHEDULE	OF SCHEDULE	RPI	RPI	RPI	RPI
DIV. I ONLY	6- 2	67	6- 2	1	86	2	2	1	1	
DIV. I NON-CONF.	6- 2	65	6- 2	1	86	2	2	1	1	
TOTALS	RPI 1-25	RPI 26-50	W-L RECORDS	RPI 51-100	RPI 101-150	RPI 150+				
6- 2	0- 1	2- 1	OVERALL	3- 0	0- 0	1- 0				
1- 1	0- 0	0- 1	HOME	1- 0	0- 0	0- 0				
2- 1	0- 1	0- 0	AWAY	1- 0	0- 0	1- 0				
3- 0	0- 0	2- 0	NEUTRAL	1- 0	0- 0	0- 0				
6- 2	0- 1	2- 1	NON-CONFERENCE	3- 0	0- 0	1- 0				
1- 1	0- 0	0- 1	HOME	1- 0	0- 0	0- 0				
2- 1	0- 1	0- 0	AWAY	1- 0	0- 0	1- 0				
3- 0	0- 0	2- 0	NEUTRAL	1- 0	0- 0	0- 0				
0- 0	0- 0	0- 0	CONFERENCE	0- 0	0- 0	0- 0				
0- 0	0- 0	0- 0	HOME	0- 0	0- 0	0- 0				
0- 0	0- 0	0- 0	AWAY	0- 0	0- 0	0- 0				
0- 0	0- 0	0- 0	NEUTRAL	0- 0	0- 0	0- 0				

RPI 1-25				RPI 26-50				RPI 51-100				RPI 101+			
RPI	S	Opponent	Score	RPI	S	Opponent	Score	RPI	S	Opponent	Score	RPI	S	Opponent	Score
21	A	Texas	69 77	26	H	Santa Clara	58 61	76	A	Gonzaga	65 48	221	A	UC Davis	74 45
				40	N	Dayton	74 66	91	H	George Washington	84 63				
				45	N	Purdue	71 65	96	N	Missouri St.	82 65				
LAST 12 Division I GAMES:															
				96	N	Missouri St.	82 65	21	A	Texas	69 77				
				26	H	Santa Clara	58 61	45	N	Purdue	71 65				
				91	H	George Washington	84 63	40	N	Dayton	74 66				
				76	A	Gonzaga	65 48								
				221	A	UC Davis	74 45								

Non-Div I Games:

Stanford

Average RPI Win:	200	WON-LOST	WINNING	LAST 10	STRENGTH OF	OPP. STRENGTH	TEAM	ADJ.	CONF.	ADJ CONF.
Average RPI Loss:	162	RECORD	PCT. RANK	GAMES	SCHEDULE	OF SCHEDULE	RPI	RPI	RPI	RPI
DIV. I ONLY	2- 5	247	2- 5	224	171	248	248	24	24	
DIV. I NON-CONF.	2- 5	242	2- 5	230	174	249	249	26	26	
TOTALS	RPI 1-25	RPI 26-50	W-L RECORDS	RPI 51-100	RPI 101-150	RPI 150+				
2- 5	0- 0	0- 0	OVERALL	0- 1	0- 1	2- 3				
0- 1	0- 0	0- 0	HOME	0- 0	0- 0	0- 1				
0- 2	0- 0	0- 0	AWAY	0- 1	0- 0	0- 1				
2- 2	0- 0	0- 0	NEUTRAL	0- 0	0- 1	2- 1				
2- 5	0- 0	0- 0	NON-CONFERENCE	0- 1	0- 1	2- 3				
0- 1	0- 0	0- 0	HOME	0- 0	0- 0	0- 1				
0- 2	0- 0	0- 0	AWAY	0- 1	0- 0	0- 1				
2- 2	0- 0	0- 0	NEUTRAL	0- 0	0- 1	2- 1				
0- 0	0- 0	0- 0	CONFERENCE	0- 0	0- 0	0- 0				
0- 0	0- 0	0- 0	HOME	0- 0	0- 0	0- 0				
0- 0	0- 0	0- 0	AWAY	0- 0	0- 0	0- 0				
0- 0	0- 0	0- 0	NEUTRAL	0- 0	0- 0	0- 0				

RPI 1-25			RPI 26-50			RPI 51-100			RPI 101+			Team's RPI: 248
RPI	S	Opponent	Score	RPI	S	Opponent	Score	RPI	S	Opponent	Score	
						100 A TCU	55 88	140 N		IUPUI	55 62	
								153 N		SIUE	82 74	
								158 H		Texas-Arlington	63 67	
								183 N		Weber St.	46 56	
								229 A		Louisiana Tech	44 76	
								247 N		Indiana St.	71 62	
LAST 12 Division I GAMES:												
						100 A TCU	55 88	183 N		Weber St.	46 56	
								140 N		IUPUI	55 62	
								158 H		Texas-Arlington	63 67	
								247 N		Indiana St.	71 62	
								153 N		SIUE	82 74	
								229 A		Louisiana Tech	44 76	

Non-Div I Games: Texas-Tyler 91 69 LSU-Shreveport 94 39

Stephen F. Austin

Average RPI Win:	288	WON-LOST	WINNING	LAST 10	STRENGTH OF	OPP. STRENGTH	TEAM	ADJ.	CONF.	ADJ CONF.
Average RPI Loss:	93	RECORD	PCT. RANK	GAMES	SCHEDULE	OF SCHEDULE	RPI	RPI	RPI	RPI
DIV. I ONLY	3- 3	160	3- 3	207	156	165	165	29	29	
DIV. I NON-CONF.	3- 3	161	3- 3	211	159	164	164	29	29	
TOTALS	RPI 1-25	RPI 26-50	W-L RECORDS	RPI 51-100	RPI 101-150	RPI 150+				
3- 3	0- 1	0- 0	OVERALL	0- 1	0- 0	3- 1				
1- 0	0- 0	0- 0	HOME	0- 0	0- 0	1- 0				
2- 1	0- 1	0- 0	AWAY	0- 0	0- 0	2- 0				
0- 2	0- 0	0- 0	NEUTRAL	0- 1	0- 0	0- 1				
3- 3	0- 1	0- 0	NON-CONFERENCE	0- 1	0- 0	3- 1				
1- 0	0- 0	0- 0	HOME	0- 0	0- 0	1- 0				
2- 1	0- 1	0- 0	AWAY	0- 0	0- 0	2- 0				
0- 2	0- 0	0- 0	NEUTRAL	0- 1	0- 0	0- 1				
0- 0	0- 0	0- 0	CONFERENCE	0- 0	0- 0	0- 0				
0- 0	0- 0	0- 0	HOME	0- 0	0- 0	0- 0				
0- 0	0- 0	0- 0	AWAY	0- 0	0- 0	0- 0				
0- 0	0- 0	0- 0	NEUTRAL	0- 0	0- 0	0- 0				

RPI 1-25				RPI 26-50				RPI 51-100				RPI 101+ Team's RPI: 165			
RPI	S	Opponent	Score	RPI	S	Opponent	Score	RPI	S	Opponent	Score	RPI	S	Opponent	Score
7	A	Georgia	55 76					87	N	Minnesota	69 72	185	N	Boise St.	65 71
												244	A	Bethune-Cookman	62 38
												288	H	UCF	83 68
												333	A	Eastern Ill.	68 66
LAST 12 Division I GAMES:															
		333	A	Eastern Ill.			68 66								
		288	H	UCF			83 68								
		185	N	Boise St.			65 71								
		87	N	Minnesota			69 72								
		244	A	Bethune-Cookman			62 38								
		7	A	Georgia			55 76								

Non-Div I Games: Trinity Baptist 107 30 Armstrong St. 61 45 Flagler 84 47

Stetson

Stony Brook

Through Games Of Dec. 13, 2015

Average RPI Win:	242	WON-LOST	WINNING	LAST 10	STRENGTH OF	OPP. STRENGTH	TEAM	ADJ.	CONF.	ADJ CONF.
Average RPI Loss:	100	RECORD	PCT. RANK	GAMES	SCHEDULE	OF SCHEDULE	RPI	RPI	RPI	RPI
DIV. I ONLY	4- 5	177	4- 5	103	222	137	137	22	22	
DIV. I NON-CONF.	4- 5	180	4- 5	110	223	139	139	22	22	
TOTALS	RPI 1-25	RPI 26-50	W-L RECORDS	RPI 51-100	RPI 101-150	RPI 150+				
4- 5	0- 0	0- 1	OVERALL	0- 2	0- 1	4- 1				
1- 2	0- 0	0- 1	HOME	0- 0	0- 0	1- 1				
3- 3	0- 0	0- 0	AWAY	0- 2	0- 1	3- 0				
0- 0	0- 0	0- 0	NEUTRAL	0- 0	0- 0	0- 0				
4- 5	0- 0	0- 1	NON-CONFERENCE	0- 2	0- 1	4- 1				
1- 2	0- 0	0- 1	HOME	0- 0	0- 0	1- 1				
3- 3	0- 0	0- 0	AWAY	0- 2	0- 1	3- 0				
0- 0	0- 0	0- 0	NEUTRAL	0- 0	0- 0	0- 0				
0- 0	0- 0	0- 0	CONFERENCE	0- 0	0- 0	0- 0				
0- 0	0- 0	0- 0	HOME	0- 0	0- 0	0- 0				
0- 0	0- 0	0- 0	AWAY	0- 0	0- 0	0- 0				
0- 0	0- 0	0- 0	NEUTRAL	0- 0	0- 0	0- 0				

RPI 1-25				RPI 26-50				RPI 51-100				RPI 101+				Team's RPI: 137	
RPI	S	Opponent	Score	RPI	S	Opponent	Score	RPI	S	Opponent	Score	RPI	S	Opponent	Score		
				38	H	St. Bonaventure	68 73	59	A	Syracuse	49 64	133	A	Yale	57 62		
								77	A	Hofstra	66 71	159	H	Iona	58 53		
												195	H	Ole Miss	57 72		
												216	A	Columbia	79 71		
												251	A	Cornell	58 49		
												342	A	Saint Peter's	69 35		
LAST 12 Division I GAMES:																	
				342	A	Saint Peter's	69 35	133	A	Yale	57 62						
				77	A	Hofstra	66 71	59	A	Syracuse	49 64						
				159	H	Iona	58 53	251	A	Cornell	58 49						
								38	H	St. Bonaventure	68 73						
								195	H	Ole Miss	57 72						
								216	A	Columbia	79 71						

Non-Div I Games:

Stony Brook

Loss, Non-Conf, S Site, H Home A Away N Neutral



Average RPI Win:	174	WON-LOST	WINNING	LAST 10	STRENGTH OF	OPP. STRENGTH	TEAM	ADJ.	CONF.	ADJ CONF.
Average RPI Loss:	43	RECORD	PCT. RANK	GAMES	SCHEDULE	OF SCHEDULE	RPI	RPI	RPI	RPI
DIV. I ONLY	6- 3	100	6- 3	84	32	59	59	5	5	
DIV. I NON-CONF.	6- 3	101	6- 3	90	32	59	59	5	5	
TOTALS	RPI 1-25	RPI 26-50	W-L RECORDS	RPI 51-100	RPI 101-150	RPI 150+				
6- 3	0- 0	1- 2	OVERALL	0- 1	1- 0	4- 0				
3- 1	0- 0	0- 0	HOME	0- 1	1- 0	2- 0				
1- 2	0- 0	0- 2	AWAY	0- 0	0- 0	1- 0				
2- 0	0- 0	1- 0	NEUTRAL	0- 0	0- 0	1- 0				
6- 3	0- 0	1- 2	NON-CONFERENCE	0- 1	1- 0	4- 0				
3- 1	0- 0	0- 0	HOME	0- 1	1- 0	2- 0				
1- 2	0- 0	0- 2	AWAY	0- 0	0- 0	1- 0				
2- 0	0- 0	1- 0	NEUTRAL	0- 0	0- 0	1- 0				
0- 0	0- 0	0- 0	CONFERENCE	0- 0	0- 0	0- 0				
0- 0	0- 0	0- 0	HOME	0- 0	0- 0	0- 0				
0- 0	0- 0	0- 0	AWAY	0- 0	0- 0	0- 0				
0- 0	0- 0	0- 0	NEUTRAL	0- 0	0- 0	0- 0				

RPI 1-25				RPI 26-50				RPI 51-100				Team's RPI: 59	RPI 101+			
RPI	S	Opponent	Score	RPI	S	Opponent	Score	RPI	S	Opponent	Score		RPI	S	Opponent	Score
				29	A	Tennessee	55 57	51	H	Arizona St.	54 61		137	H	Stony Brook	64 49
				48	A	Maryland	64 82						151	H	Coppin St.	88 56
				49	N	Washington	66 62						170	A	Rhode Island	57 54
													233	N	Fordham	76 54
													302	H	Morgan St.	90 61
LAST 12 Division I GAMES:																
				51	H	Arizona St.	54 61	48	A	Maryland	64 82					
				151	H	Coppin St.	88 56	233	N	Fordham	76 54					
				137	H	Stony Brook	64 49	49	N	Washington	66 62					
								302	H	Morgan St.	90 61					
								29	A	Tennessee	55 57					
								170	A	Rhode Island	57 54					

Non-Div I Games:

Syracuse

Average RPI Win:	228	WON-LOST	WINNING	LAST 10	STRENGTH OF	OPP. STRENGTH	TEAM	ADJ.	CONF.	ADJ CONF.
Average RPI Loss:	59	RECORD	PCT. RANK	GAMES	SCHEDULE	OF SCHEDULE	RPI	RPI	RPI	RPI
DIV. I ONLY	7- 3	91	7- 3	131	207	100	100	3	3	
DIV. I NON-CONF.	7- 3	92	7- 3	138	212	102	102	3	3	
TOTALS	RPI 1-25	RPI 26-50	W-L RECORDS	RPI 51-100	RPI 101-150	RPI 150+				
7- 3	0- 1	0- 1	OVERALL	0- 0	1- 1	6- 0				
6- 1	0- 1	0- 0	HOME	0- 0	1- 0	5- 0				
1- 2	0- 0	0- 1	AWAY	0- 0	0- 1	1- 0				
0- 0	0- 0	0- 0	NEUTRAL	0- 0	0- 0	0- 0				
7- 3	0- 1	0- 1	NON-CONFERENCE	0- 0	1- 1	6- 0				
6- 1	0- 1	0- 0	HOME	0- 0	1- 0	5- 0				
1- 2	0- 0	0- 1	AWAY	0- 0	0- 1	1- 0				
0- 0	0- 0	0- 0	NEUTRAL	0- 0	0- 0	0- 0				
0- 0	0- 0	0- 0	CONFERENCE	0- 0	0- 0	0- 0				
0- 0	0- 0	0- 0	HOME	0- 0	0- 0	0- 0				
0- 0	0- 0	0- 0	AWAY	0- 0	0- 0	0- 0				
0- 0	0- 0	0- 0	NEUTRAL	0- 0	0- 0	0- 0				

RPI 1-25				RPI 26-50				RPI 51-100				RPI 101+			
RPI	S	Opponent	Score	RPI	S	Opponent	Score	RPI	S	Opponent	Score	RPI	S	Opponent	Score
4	H	Notre Dame	72 88	41	A	Texas A&M	78 82					132	A	Butler	53 65
												139	H	UTRGV	71 67
												190	H	Prairie View	69 60
												211	H	Sam Houston St.	85 59
												232	H	La.-Monroe	80 42
												237	A	SMU	89 79
												248	H	Stephen F. Austin	88 55
												340	H	New Orleans	85 36
LAST 12 Division I GAMES:															
4	H	Notre Dame	72 88	41	A	Texas A&M	78 82	237	A	SMU	89 79				
248	H	Stephen F. Austin	88 55					340	H	New Orleans	85 36				
232	H	La.-Monroe	80 42					211	H	Sam Houston St.	85 59				
132	A	Butler	53 65												
139	H	UTRGV	71 67												
190	H	Prairie View	69 60												

Non-Div I Games:

TCU

Average RPI Win:	187	WON-LOST	WINNING	LAST 10	STRENGTH OF	OPP. STRENGTH	TEAM	ADJ.	CONF.	ADJ CONF.
Average RPI Loss:	61	RECORD	PCT. RANK	GAMES	SCHEDULE	OF SCHEDULE	RPI	RPI	RPI	RPI
DIV. I ONLY	5- 4	143	5- 4	132	44	102	102	9	9	
DIV. I NON-CONF.	5- 4	145	5- 4	139	44	104	104	9	9	
TOTALS	RPI 1-25	RPI 26-50	W-L RECORDS	RPI 51-100	RPI 101-150	RPI 150+				
5- 4	0- 2	1- 1	OVERALL	1- 0	0- 0	3- 1				
3- 1	0- 0	1- 1	HOME	1- 0	0- 0	1- 0				
2- 3	0- 1	0- 0	AWAY	0- 0	0- 0	2- 1				
0- 0	0- 0	0- 0	NEUTRAL	0- 0	0- 0	0- 0				
5- 4	0- 2	1- 1	NON-CONFERENCE	1- 0	0- 0	3- 1				
3- 1	0- 0	1- 1	HOME	1- 0	0- 0	1- 0				
2- 3	0- 2	0- 0	AWAY	0- 0	0- 0	2- 1				
0- 0	0- 0	0- 0	NEUTRAL	0- 0	0- 0	0- 0				
0- 0	0- 0	0- 0	CONFERENCE	0- 0	0- 0	0- 0				
0- 0	0- 0	0- 0	HOME	0- 0	0- 0	0- 0				
0- 0	0- 0	0- 0	AWAY	0- 0	0- 0	0- 0				
0- 0	0- 0	0- 0	NEUTRAL	0- 0	0- 0	0- 0				

RPI	S	Opponent	Score	RPI	S	Opponent	Score	RPI	S	Opponent	Score	RPI	S	Opponent	Score	Team's RPI: 102
16	A	Rutgers	51 61	37	H	Florida	97 91	84	H	Villanova	61 55	156	A	Quinnipiac	56 58	
20	A	Florida St.	47 75	50	H	Saint Joseph's	67 70					233	A	Fordham	57 44	
												278	A	La Salle	77 48	
												304	H	Sacred Heart	92 62	
LAST 12 Division I GAMES:																
20	A	Florida St.	47 75	233	A	Fordham	57 44									
84	H	Villanova	61 55	304	H	Sacred Heart	92 62									
50	H	Saint Joseph's	67 70	37	H	Florida	97 91									
156	A	Quinnipiac	56 58													
16	A	Rutgers	51 61													
278	A	La Salle	77 48													

Non-Div I Games:

Temple

## Tennessee

Through Games Of Dec. 13, 2015

Average RPI Win:	117	WON-LOST	WINNING	LAST 10	STRENGTH OF	OPP. STRENGTH	TEAM	ADJ.	CONF.	ADJ CONF.
Average RPI Loss:	44	RECORD	PCT. RANK	GAMES	SCHEDULE	OF SCHEDULE	RPI	RPI	RPI	RPI
DIV. I ONLY	7- 2	52	7- 2	15	72	29	29	4	4	
DIV. I NON-CONF.	7- 2	50	7- 2	16	71	29	29	4	4	
TOTALS	RPI 1-25	RPI 26-50	W-L RECORDS	RPI 51-100	RPI 101-150	RPI 150+				
7- 2	0- 1	1- 0	OVERALL	2- 1	1- 0	3- 0				
6- 2	0- 1	1- 0	HOME	2- 1	1- 0	2- 0				
1- 0	0- 0	0- 0	AWAY	0- 0	0- 0	1- 0				
0- 0	0- 0	0- 0	NEUTRAL	0- 0	0- 0	0- 0				
7- 2	0- 1	1- 0	NON-CONFERENCE	2- 1	1- 0	3- 0				
6- 2	0- 1	1- 0	HOME	2- 1	1- 0	2- 0				
1- 0	0- 0	0- 0	AWAY	0- 0	0- 0	1- 0				
0- 0	0- 0	0- 0	NEUTRAL	0- 0	0- 0	0- 0				
0- 0	0- 0	0- 0	CONFERENCE	0- 0	0- 0	0- 0				
0- 0	0- 0	0- 0	HOME	0- 0	0- 0	0- 0				
0- 0	0- 0	0- 0	AWAY	0- 0	0- 0	0- 0				
0- 0	0- 0	0- 0	NEUTRAL	0- 0	0- 0	0- 0				

RPI 1-25				RPI 26-50				Team's RPI: 29				RPI 51-100				RPI 101+			
RPI	S	Opponent	Score	RPI	S	Opponent	Score	RPI	S	Opponent	Score	RPI	S	Opponent	Score	RPI	S	Opponent	Score
21	H	Texas	53 64	28	H	Chattanooga	59 57	59	H	Syracuse	57 55	108	H	Central Ark.	102 47				
								59	H	Albany (NY)	63 55	164	H	Penn St.	74 66				
								67	H	Virginia Tech	43 57	193	H	ETSU	85 49				
												209	A	Wichita St.	58 51				
LAST 12 Division I GAMES:																			
28	H	Chattanooga	59 57	209	A	Wichita St.	58 51	67	H	Virginia Tech	43 57	193	H	ETSU	85 49	21	H	Texas	53 64
59	H	Syracuse	57 55	59	H	Albany (NY)	63 55	59	H	Albany (NY)	63 55								
164	H	Penn St.	74 66																
108	H	Central Ark.	102 47																

Non-Div I Games:

Tennessee

■ Loss, 
■ Non-Conf, S Site, 
■ Home 
■ Away 
N Neutral

Average RPI Win:	318	WON-LOST	WINNING	LAST 10	STRENGTH OF	OPP. STRENGTH	TEAM	ADJ.	CONF.	ADJ CONF.
Average RPI Loss:	97	RECORD	PCT. RANK	GAMES	SCHEDULE	OF SCHEDULE	RPI	RPI	RPI	RPI
DIV. I ONLY	3- 4	190	0- 1	160	296	187	187	21	21	
DIV. I NON-CONF.	3- 4	192	0- 1	164	293	189	189	21	21	
TOTALS	RPI 1-25	RPI 26-50	W-L RECORDS	RPI 51-100	RPI 101-150	RPI 150+				
3- 4	0- 1	0- 0	OVERALL	0- 1	0- 1	3- 1				
2- 0	0- 0	0- 0	HOME	0- 0	0- 0	2- 0				
0- 4	0- 1	0- 0	AWAY	0- 1	0- 1	0- 1				
1- 0	0- 0	0- 0	NEUTRAL	0- 0	0- 0	1- 0				
3- 4	0- 1	0- 0	NON-CONFERENCE	0- 1	0- 1	3- 1				
2- 0	0- 0	0- 0	HOME	0- 0	0- 0	2- 0				
0- 4	0- 1	0- 0	AWAY	0- 1	0- 1	0- 1				
1- 0	0- 0	0- 0	NEUTRAL	0- 0	0- 0	1- 0				
0- 0	0- 0	0- 0	CONFERENCE	0- 0	0- 0	0- 0				
0- 0	0- 0	0- 0	HOME	0- 0	0- 0	0- 0				
0- 0	0- 0	0- 0	AWAY	0- 0	0- 0	0- 0				
0- 0	0- 0	0- 0	NEUTRAL	0- 0	0- 0	0- 0				

RPI 1-25			RPI 26-50			RPI 51-100			RPI 101+			Team's RPI: 187
RPI	S	Opponent	Score	RPI	S	Opponent	Score	RPI	S	Opponent	Score	
8	A	Illinois	43 98					79	A	Indiana	56 88	148 A Mississippi St. 54 82
												152 A Southern Ill. 70 79
												285 H Texas Southern 72 56
												327 H Lipscomb 77 65
												341 N Alabama St. 74 64
LAST 12 Division I GAMES:												
152	A	Southern Ill.	70 79	148	A	Mississippi St.	54 82					
327	H	Lipscomb	77 65	285	H	Texas Southern	72 56					
				8	A	Illinois	43 98					
				341	N	Alabama St.	74 64					
				79	A	Indiana	56 88					

Non-Div I Games: North Ala. 58 40 Lane 75 44

Tennessee St.

## Tennessee Tech

Through Games Of Dec. 13, 2015

Average RPI Win:	293	WON-LOST	WINNING	LAST 10	STRENGTH OF	OPP. STRENGTH	TEAM	ADJ.	CONF.	ADJ CONF.
Average RPI Loss:	135	RECORD	PCT. RANK	GAMES	SCHEDULE	OF SCHEDULE	RPI	RPI	RPI	RPI
DIV. I ONLY	3- 6	224	3- 6	155	266	242	242	21	21	
DIV. I NON-CONF.	3- 6	221	3- 6	159	269	240	240	21	21	
TOTALS	RPI 1-25	RPI 26-50	W-L RECORDS	RPI 51-100	RPI 101-150	RPI 150+				
3- 6	0- 0	0- 0	OVERALL	0- 2	0- 2	3- 2				
2- 4	0- 0	0- 0	HOME	0- 1	0- 2	2- 1				
1- 2	0- 0	0- 0	AWAY	0- 1	0- 0	1- 1				
0- 0	0- 0	0- 0	NEUTRAL	0- 0	0- 0	0- 0				
3- 6	0- 0	0- 0	NON-CONFERENCE	0- 2	0- 2	3- 2				
2- 4	0- 0	0- 0	HOME	0- 1	0- 2	2- 1				
1- 2	0- 0	0- 0	AWAY	0- 1	0- 0	1- 1				
0- 0	0- 0	0- 0	NEUTRAL	0- 0	0- 0	0- 0				
0- 0	0- 0	0- 0	CONFERENCE	0- 0	0- 0	0- 0				
0- 0	0- 0	0- 0	HOME	0- 0	0- 0	0- 0				
0- 0	0- 0	0- 0	AWAY	0- 0	0- 0	0- 0				
0- 0	0- 0	0- 0	NEUTRAL	0- 0	0- 0	0- 0				

RPI 1-25				RPI 26-50				RPI 51-100				RPI 101+				Team's RPI: 242	
RPI	S	Opponent	Score	RPI	S	Opponent	Score	RPI	S	Opponent	Score	RPI	S	Opponent	Score		
								64	H	Arkansas St.	55	77	107	H	Mercer	47	63
								89	A	Northern Ky.	62	88	124	H	Southern Miss.	57	69
													197	A	Xavier	47	64
													230	H	Clemson	53	71
													268	H	Georgia St.	72	65
													284	A	UNCG	73	64
													327	H	Lipscomb	81	70
LAST 12 Division I GAMES:																	
				284	A	UNCG	73	64					230	H	Clemson	53	71
				197	A	Xavier	47	64					107	H	Mercer	47	63
				124	H	Southern Miss.	57	69					64	H	Arkansas St.	55	77
				89	A	Northern Ky.	62	88									
				327	H	Lipscomb	81	70									
				268	H	Georgia St.	72	65									

Non-Div I Games:

Tennessee Tech

■ Loss, 
 ■ Non-Conf, 
 ■ S Site, 
 ■ H Home 
 ■ A Away 
 N Neutral

Average RPI Win:	149	WON-LOST	WINNING	LAST 10	STRENGTH OF	OPP. STRENGTH	TEAM	ADJ.	CONF.	ADJ CONF.
Average RPI Loss:	0	RECORD	PCT. RANK	GAMES	SCHEDULE	OF SCHEDULE	RPI	RPI	RPI	RPI
DIV. I ONLY	8- 0	1	8- 0	205	5	21	21	3	3	
DIV. I NON-CONF.	8- 0	1	8- 0	209	5	21	21	3	3	
TOTALS	RPI 1-25	RPI 26-50	W-L RECORDS	RPI 51-100	RPI 101-150	RPI 150+				
8- 0	1- 0	1- 0	OVERALL	0- 0	1- 0	5- 0				
5- 0	1- 0	0- 0	HOME	0- 0	1- 0	3- 0				
3- 0	0- 0	1- 0	AWAY	0- 0	0- 0	2- 0				
0- 0	0- 0	0- 0	NEUTRAL	0- 0	0- 0	0- 0				
8- 0	1- 0	1- 0	NON-CONFERENCE	0- 0	1- 0	5- 0				
5- 0	1- 0	0- 0	HOME	0- 0	1- 0	3- 0				
3- 0	0- 0	1- 0	AWAY	0- 0	0- 0	2- 0				
0- 0	0- 0	0- 0	NEUTRAL	0- 0	0- 0	0- 0				
0- 0	0- 0	0- 0	CONFERENCE	0- 0	0- 0	0- 0				
0- 0	0- 0	0- 0	HOME	0- 0	0- 0	0- 0				
0- 0	0- 0	0- 0	AWAY	0- 0	0- 0	0- 0				
0- 0	0- 0	0- 0	NEUTRAL	0- 0	0- 0	0- 0				

RPI 1-25				Team's RPI: 21				RPI 26-50				RPI 51-100				RPI 101+			
RPI	S	Opponent	Score					RPI	S	Opponent	Score					RPI	S	Opponent	Score
2	H	Stanford	77 69					29	A	Tennessee	64 53					148	H	Mississippi St.	53 47
																162	H	Hampton	79 52
																184	H	UTSA	90 53
																205	A	Little Rock	66 56
																210	H	Northwestern St.	86 33
																255	A	Rice	70 47
LAST 12 Division I GAMES:																			
162	H	Hampton	79 52	2	H	Stanford	77 69	205	A	Little Rock	66 56	148	H	Mississippi St.	53 47				
255	A	Rice	70 47	29	A	Tennessee	64 53												
210	H	Northwestern St.	86 33																
184	H	UTSA	90 53																

Non-Div I Games:

Texas

Average RPI Win:	130	WON-LOST	WINNING	LAST 10	STRENGTH OF	OPP. STRENGTH	TEAM	ADJ.	CONF.	ADJ CONF.
Average RPI Loss:	22	RECORD	PCT. RANK	GAMES	SCHEDULE	OF SCHEDULE	RPI	RPI	RPI	RPI
DIV. I ONLY	7- 3	91	7- 3	56	2	41	41	4	4	
DIV. I NON-CONF.	7- 3	92	7- 3	59	2	41	41	4	4	
TOTALS	RPI 1-25	RPI 26-50	W-L RECORDS	RPI 51-100	RPI 101-150	RPI 150+				
7- 3	1- 2	0- 1	OVERALL	2- 0	0- 0	4- 0				
4- 1	0- 0	0- 1	HOME	1- 0	0- 0	3- 0				
1- 0	1- 0	0- 0	AWAY	0- 0	0- 0	0- 0				
2- 2	0- 2	0- 0	NEUTRAL	1- 0	0- 0	1- 0				
7- 3	1- 2	0- 1	NON-CONFERENCE	2- 0	0- 0	4- 0				
4- 1	0- 0	0- 1	HOME	1- 0	0- 0	3- 0				
1- 0	1- 0	0- 0	AWAY	0- 0	0- 0	0- 0				
2- 2	0- 2	0- 0	NEUTRAL	1- 0	0- 0	1- 0				
0- 0	0- 0	0- 0	CONFERENCE	0- 0	0- 0	0- 0				
0- 0	0- 0	0- 0	HOME	0- 0	0- 0	0- 0				
0- 0	0- 0	0- 0	AWAY	0- 0	0- 0	0- 0				
0- 0	0- 0	0- 0	NEUTRAL	0- 0	0- 0	0- 0				

RPI 1-25				RPI 26-50				Team's RPI: 41	RPI 51-100				RPI 101+			
RPI	S	Opponent	Score	RPI	S	Opponent	Score		RPI	S	Opponent	Score	RPI	S	Opponent	Score
5	A	Duke	72 66	35	H	DePaul	66 80		52	N	California	75 58	168	H	Southern U.	88 47
13	N	BYU	64 72						100	H	TCU	82 78	171	H	Texas St.	87 50
18	N	Ohio St.	80 95										174	N	Hawaii	82 41
													237	H	SMU	67 55
LAST 12 Division I GAMES:																
35	H	DePaul	66 80	13	N	BYU	64 72									
237	H	SMU	67 55	174	N	Hawaii	82 41									
168	H	Southern U.	88 47	18	N	Ohio St.	80 95									
171	H	Texas St.	87 50	52	N	California	75 58									
				100	H	TCU	82 78									
				5	A	Duke	72 66									

Non-Div I Games:

Texas A&amp;M



Average RPI Win: 327		WON-LOST	WINNING	LAST 10	STRENGTH OF	OPP. STRENGTH	TEAM	ADJ.	CONF.	ADJ CONF.
Average RPI Loss: 146		RECORD	PCT. RANK	GAMES	SCHEDULE	OF SCHEDULE	RPI	RPI	RPI	RPI
DIV. I ONLY		1- 5	298	1- 5	211	254	285	285	30	30
DIV. I NON-CONF.		1- 5	293	1- 5	215	254	289	289	30	30
TOTALS	RPI 1-25		RPI 26-50		W-L RECORDS		RPI 51-100		RPI 101-150	RPI 150+
1- 5	0- 0		0- 0		OVERALL		0- 1		0- 2	1- 2
0- 1	0- 0		0- 0		HOME		0- 0		0- 1	0- 0
0- 4	0- 0		0- 0		AWAY		0- 1		0- 1	0- 2
1- 0	0- 0		0- 0		NEUTRAL		0- 0		0- 0	1- 0
1- 5	0- 0		0- 0		NON-CONFERENCE		0- 1		0- 2	1- 2
0- 1	0- 0		0- 0		HOME		0- 0		0- 1	0- 0
0- 4	0- 0		0- 0		AWAY		0- 1		0- 1	0- 2
1- 0	0- 0		0- 0		NEUTRAL		0- 0		0- 0	1- 0
0- 0	0- 0		0- 0		CONFERENCE		0- 0		0- 0	0- 0
0- 0	0- 0		0- 0		HOME		0- 0		0- 0	0- 0
0- 0	0- 0		0- 0		AWAY		0- 0		0- 0	0- 0
0- 0	0- 0		0- 0		NEUTRAL		0- 0		0- 0	0- 0

RPI 1-25				RPI 26-50				RPI 51-100				RPI 101+				Team's RPI: 285	
RPI	S	Opponent	Score	RPI	S	Opponent	Score	RPI	S	Opponent	Score	RPI	S	Opponent	Score		
								73	A	Oklahoma St.	52	87	126	H	Houston Baptist	65	77
													147	A	LSU	36	86
													187	A	Tennessee St.	56	72
													196	A	Kansas	65	72
													327	N	Lipscomb	66	62
LAST 12 Division I GAMES:																	
				126	H	Houston Baptist	65	77	73	A	Oklahoma St.	52	87				
				147	A	LSU	36	86	196	A	Kansas	65	72				
				327	N	Lipscomb	66	62									
				187	A	Tennessee St.	56	72									

Non-Div I Games:

Texas Southern

■ Loss, ■ Non-Conf, S Site, H Home A Away N Neutral

Average RPI Win:	169	WON-LOST	WINNING	LAST 10	STRENGTH OF	OPP. STRENGTH	TEAM	ADJ.	CONF.	ADJ CONF.
Average RPI Loss:	55	RECORD	PCT. RANK	GAMES	SCHEDULE	OF SCHEDULE	RPI	RPI	RPI	RPI
DIV. I ONLY	2- 4	224	2- 4	71	17	171	171	20	20	
DIV. I NON-CONF.	2- 4	221	2- 4	76	17	171	171	20	20	
TOTALS	RPI 1-25	RPI 26-50	W-L RECORDS	RPI 51-100	RPI 101-150	RPI 150+				
2- 4	0- 1	0- 1	OVERALL	0- 2	0- 0	2- 0				
2- 0	0- 0	0- 0	HOME	0- 0	0- 0	2- 0				
0- 1	0- 0	0- 1	AWAY	0- 0	0- 0	0- 0				
0- 3	0- 1	0- 0	NEUTRAL	0- 2	0- 0	0- 0				
2- 4	0- 1	0- 1	NON-CONFERENCE	0- 2	0- 0	2- 0				
2- 0	0- 0	0- 0	HOME	0- 0	0- 0	2- 0				
0- 1	0- 0	0- 1	AWAY	0- 0	0- 0	0- 0				
0- 3	0- 1	0- 0	NEUTRAL	0- 2	0- 0	0- 0				
0- 0	0- 0	0- 0	CONFERENCE	0- 0	0- 0	0- 0				
0- 0	0- 0	0- 0	HOME	0- 0	0- 0	0- 0				
0- 0	0- 0	0- 0	AWAY	0- 0	0- 0	0- 0				
0- 0	0- 0	0- 0	NEUTRAL	0- 0	0- 0	0- 0				

RPI 1-25				RPI 26-50				RPI 51-100				RPI 101+				Team's RPI: 171
RPI	S	Opponent	Score	RPI	S	Opponent	Score	RPI	S	Opponent	Score	RPI	S	Opponent	Score	
5	N	Duke	34 85	41	A	Texas A&M	50 87	74	N	Idaho	55 75	154	H	North Texas	64 62	
								99	N	Iowa St.	61 83	184	H	UTSA	72 64	
LAST 12 Division I GAMES:																
154	H	North Texas	64 62	184	H	UTSA	72 64	5	N	Duke	34 85					
41	A	Texas A&M	50 87					74	N	Idaho	55 75					
								99	N	Iowa St.	61 83					

Non-Div I Games: Tex. A&M-Commerce 80 60 St. Edward's 52 44

Texas St.

Average RPI Win:	162	WON-LOST	WINNING	LAST 10	STRENGTH OF	OPP. STRENGTH	TEAM	ADJ.	CONF.	ADJ CONF.
Average RPI Loss:	38	RECORD	PCT. RANK	GAMES	SCHEDULE	OF SCHEDULE	RPI	RPI	RPI	RPI
DIV. I ONLY	6- 2	67	6- 2	133	37	70	70	3	3	
DIV. I NON-CONF.	6- 2	65	6- 2	140	37	71	71	3	3	
TOTALS	RPI 1-25	RPI 26-50	W-L RECORDS	RPI 51-100	RPI 101-150	RPI 150+				
6- 2	0- 0	2- 2	OVERALL	1- 0	0- 0	3- 0				
5- 0	0- 0	2- 0	HOME	1- 0	0- 0	2- 0				
0- 1	0- 0	0- 0	AWAY	0- 0	0- 0	0- 0				
1- 1	0- 0	0- 1	NEUTRAL	0- 0	0- 0	1- 0				
6- 2	0- 0	2- 2	NON-CONFERENCE	1- 0	0- 0	3- 0				
5- 0	0- 0	2- 0	HOME	1- 0	0- 0	2- 0				
0- 1	0- 0	0- 1	AWAY	0- 0	0- 0	0- 0				
1- 1	0- 0	0- 1	NEUTRAL	0- 0	0- 0	1- 0				
0- 0	0- 0	0- 0	CONFERENCE	0- 0	0- 0	0- 0				
0- 0	0- 0	0- 0	HOME	0- 0	0- 0	0- 0				
0- 0	0- 0	0- 0	AWAY	0- 0	0- 0	0- 0				
0- 0	0- 0	0- 0	NEUTRAL	0- 0	0- 0	0- 0				

RPI 1-25				RPI 26-50				RPI 51-100				Team's RPI: 70	RPI 101+			
RPI	S	Opponent	Score	RPI	S	Opponent	Score	RPI	S	Opponent	Score		RPI	S	Opponent	Score
				26	A	Santa Clara	70 75	74	H	Idaho	78 62		233	N	Fordham	62 48
				39	H	Idaho St.	79 64						252	H	Southeastern La.	113 51
				42	H	Abilene Christian	71 65						329	H	Niagara	79 45
				49	N	Washington	73 77									
LAST 12 Division I GAMES:																
				26	A	Santa Clara	70 75	233	N	Fordham	62 48					
				74	H	Idaho	78 62	39	H	Idaho St.	79 64					
				42	H	Abilene Christian	71 65	252	H	Southeastern La.	113 51					
				49	N	Washington	73 77	329	H	Niagara	79 45					

Non-Div I Games:

Texas Tech

## Texas-Arlington

Through Games Of Dec. 13, 2015

Average RPI Win:	253	WON-LOST	WINNING	LAST 10	STRENGTH OF	OPP. STRENGTH	TEAM	ADJ.	CONF.	ADJ CONF.
Average RPI Loss:	65	RECORD	PCT. RANK	GAMES	SCHEDULE	OF SCHEDULE	RPI	RPI	RPI	RPI
DIV. I ONLY	2- 5	247	0- 1	19	267	158	158	20	20	
DIV. I NON-CONF.	2- 5	242	0- 1	21	270	159	159	20	20	
TOTALS	RPI 1-25	RPI 26-50	W-L RECORDS	RPI 51-100	RPI 101-150	RPI 150+				
2- 5	0- 3	0- 0	OVERALL	0- 0	0- 2	2- 0				
1- 3	0- 1	0- 0	HOME	0- 0	0- 2	1- 0				
1- 2	0- 2	0- 0	AWAY	0- 0	0- 0	1- 0				
0- 0	0- 0	0- 0	NEUTRAL	0- 0	0- 0	0- 0				
2- 5	0- 3	0- 0	NON-CONFERENCE	0- 0	0- 2	2- 0				
1- 3	0- 1	0- 0	HOME	0- 0	0- 2	1- 0				
1- 2	0- 2	0- 0	AWAY	0- 0	0- 0	1- 0				
0- 0	0- 0	0- 0	NEUTRAL	0- 0	0- 0	0- 0				
0- 0	0- 0	0- 0	CONFERENCE	0- 0	0- 0	0- 0				
0- 0	0- 0	0- 0	HOME	0- 0	0- 0	0- 0				
0- 0	0- 0	0- 0	AWAY	0- 0	0- 0	0- 0				
0- 0	0- 0	0- 0	NEUTRAL	0- 0	0- 0	0- 0				

RPI	S	Opponent	Score
6	H	Seton Hall	54 61
17	A	Baylor	20 62
25	A	Kansas St.	41 61

RPI	S	Opponent	Score
-----	---	----------	-------

RPI	S	Opponent	Score
-----	---	----------	-------

RPI	S	Opponent	Score
135	H	Western Ky.	64 73
141	H	McNeese St.	57 63
248	A	Stephen F. Austin	67 63
258	H	Jacksonville	56 54

## LAST 12 Division I GAMES:

25	A	Kansas St.	41	61	141	H	McNeese St.	57	63
248	A	Stephen F. Austin	67	63	135	H	Western Ky.	64	73
6	H	Seton Hall	54	61					
258	H	Jacksonville	56	54					
17	A	Baylor	20	62					

Non-Div I Games: Missouri Valley 96 30

Texas-Arlington

■ Loss, 
 ■ Non-Conf, S Site, 
 ■ Home 
 ■ Away 
 N Neutral

Average RPI Win:	<b>199</b>	WON-LOST	WINNING	LAST 10	STRENGTH OF	OPP. STRENGTH	TEAM	ADJ.	CONF.	ADJ CONF.
Average RPI Loss:	<b>66</b>	RECORD	PCT. RANK	GAMES	SCHEDULE	OF SCHEDULE	RPI	RPI	RPI	RPI
DIV. I ONLY	<b>3- 6</b>	<b>224</b>	<b>3- 6</b>	<b>9</b>	<b>166</b>	<b>112</b>	<b>112</b>	<b>12</b>	<b>12</b>	
DIV. I NON-CONF.	<b>3- 6</b>	<b>221</b>	<b>3- 6</b>	<b>9</b>	<b>169</b>	<b>114</b>	<b>114</b>	<b>12</b>	<b>12</b>	
TOTALS	RPI 1-25	RPI 26-50	W-L RECORDS	RPI 51-100	RPI 101-150	RPI 150+				
3- 6	0- 1	0- 3	OVERALL	1- 1	0- 0	2- 1				
1- 2	0- 0	0- 2	HOME	0- 0	0- 0	1- 0				
0- 2	0- 0	0- 0	AWAY	0- 0	0- 0	0- 0				
2- 2	0- 0	0- 0	NEUTRAL	1- 1	0- 0	1- 1				
3- 6	0- 1	0- 3	NON-CONFERENCE	1- 1	0- 0	2- 1				
1- 2	0- 0	0- 2	HOME	0- 0	0- 0	1- 0				
0- 2	0- 1	0- 1	AWAY	0- 0	0- 0	0- 0				
2- 2	0- 0	0- 0	NEUTRAL	1- 1	0- 0	1- 1				
0- 0	0- 0	0- 0	CONFERENCE	0- 0	0- 0	0- 0				
0- 0	0- 0	0- 0	HOME	0- 0	0- 0	0- 0				
0- 0	0- 0	0- 0	AWAY	0- 0	0- 0	0- 0				
0- 0	0- 0	0- 0	NEUTRAL	0- 0	0- 0	0- 0				

RPI 1-25				RPI 26-50				RPI 51-100				RPI 101+ Team's RPI: 112			
RPI	S	Opponent	Score	RPI	S	Opponent	Score	RPI	S	Opponent	Score	RPI	S	Opponent	Score
4	A	Notre Dame	39 <b>74</b>	27	H	Arizona	59 <b>62</b>	59	N	Albany (NY)	55 <b>63</b>	216	N	Columbia	88 75
				38	A	St. Bonaventure	63 <b>74</b>	63	N	VCU	80 61	225	N	Harvard	70 <b>76</b>
				40	H	Dayton	57 <b>83</b>					319	H	Cleveland St.	66 53
LAST 12 Division I GAMES:															
319	H	Cleveland St.	66 53	63	N	VCU	80 61	216	N	Columbia	88 75				
4	A	Notre Dame	39 <b>74</b>	40	H	Dayton	57 <b>83</b>	38	A	St. Bonaventure	63 <b>74</b>				
27	H	Arizona	59 <b>62</b>	225	N	Harvard	70 <b>76</b>	59	N	Albany (NY)	55 <b>63</b>				

Non-Div I Games:

Toledo















Average RPI Win:	239	WON-LOST	WINNING	LAST 10	STRENGTH OF	OPP. STRENGTH	TEAM	ADJ.	CONF.	ADJ CONF.
Average RPI Loss:	192	RECORD	PCT. RANK	GAMES	SCHEDULE	OF SCHEDULE	RPI	RPI	RPI	RPI
DIV. I ONLY	2- 6	261	2- 6	291	226	306	306	13	13	
DIV. I NON-CONF.	2- 6	258	2- 6	291	228	307	307	13	13	
TOTALS	RPI 1-25	RPI 26-50	W-L RECORDS	RPI 51-100	RPI 101-150	RPI 150+				
2- 6	0- 0	0- 0	OVERALL	0- 1	0- 0	2- 5				
1- 1	0- 0	0- 0	HOME	0- 0	0- 0	1- 1				
0- 5	0- 0	0- 0	AWAY	0- 1	0- 0	0- 4				
1- 0	0- 0	0- 0	NEUTRAL	0- 0	0- 0	1- 0				
2- 6	0- 0	0- 0	NON-CONFERENCE	0- 1	0- 0	2- 5				
1- 1	0- 0	0- 0	HOME	0- 0	0- 0	1- 1				
0- 5	0- 0	0- 0	AWAY	0- 1	0- 0	0- 4				
1- 0	0- 0	0- 0	NEUTRAL	0- 0	0- 0	1- 0				
0- 0	0- 0	0- 0	CONFERENCE	0- 0	0- 0	0- 0				
0- 0	0- 0	0- 0	HOME	0- 0	0- 0	0- 0				
0- 0	0- 0	0- 0	AWAY	0- 0	0- 0	0- 0				
0- 0	0- 0	0- 0	NEUTRAL	0- 0	0- 0	0- 0				

RPI 1-25			RPI 26-50			RPI 51-100			RPI 101+			Team's RPI: 306
RPI	S	Opponent	Score	RPI	S	Opponent	Score	RPI	S	Opponent	Score	
						87 A Minnesota	86 105			151 H Coppin St.	69 81	
										200 A George Mason	76 88	
										223 A Rider	72 78	
										235 H UMBC	61 51	
										241 A North Florida	72 74	
										243 N Western Ill.	83 77	
										251 A Cornell	60 88	
LAST 12 Division I GAMES:												
87	A	Minnesota	86 105	235	H	UMBC	61 51					
251	A	Cornell	60 88	151	H	Coppin St.	69 81					
241	A	North Florida	72 74	200	A	George Mason	76 88					
243	N	Western Ill.	83 77	223	A	Rider	72 78					

Non-Div I Games:

Towson

Average RPI Win:	345	WON-LOST	WINNING	LAST 10	STRENGTH OF	OPP. STRENGTH	TEAM	ADJ.	CONF.	ADJ CONF.
Average RPI Loss:	141	RECORD	PCT. RANK	GAMES	SCHEDULE	OF SCHEDULE	RPI	RPI	RPI	RPI
DIV. I ONLY	1- 3	261	1- 3	122	346	260	260	20	20	
DIV. I NON-CONF.	1- 3	258	1- 3	128	347	263	263	20	20	
TOTALS	RPI 1-25	RPI 26-50	W-L RECORDS	RPI 51-100	RPI 101-150	RPI 150+				
1- 3	0- 0	0- 0	OVERALL	0- 1	0- 1	1- 1				
1- 0	0- 0	0- 0	HOME	0- 0	0- 0	1- 0				
0- 3	0- 0	0- 0	AWAY	0- 1	0- 1	0- 1				
0- 0	0- 0	0- 0	NEUTRAL	0- 0	0- 0	0- 0				
1- 3	0- 0	0- 0	NON-CONFERENCE	0- 1	0- 1	1- 1				
1- 0	0- 0	0- 0	HOME	0- 0	0- 0	1- 0				
0- 3	0- 0	0- 0	AWAY	0- 1	0- 1	0- 1				
0- 0	0- 0	0- 0	NEUTRAL	0- 0	0- 0	0- 0				
0- 0	0- 0	0- 0	CONFERENCE	0- 0	0- 0	0- 0				
0- 0	0- 0	0- 0	HOME	0- 0	0- 0	0- 0				
0- 0	0- 0	0- 0	AWAY	0- 0	0- 0	0- 0				
0- 0	0- 0	0- 0	NEUTRAL	0- 0	0- 0	0- 0				

RPI 1-25			RPI 26-50			RPI 51-100			RPI 101+			Team's RPI: 260
RPI	S	Opponent	Score	RPI	S	Opponent	Score	RPI	S	Opponent	Score	
						97  Belmont	93  102	150  Vanderbilt	43  97			
								177  Samford	69  73			
								345  Nicholls St.	104 51			
LAST 12 Division I GAMES:												
97  Belmont	93  102	150  Vanderbilt	43  97									
177  Samford	69  73	345  Nicholls St.	104 51									

Non-Div I Games: West Ala. 103 72 Fort Valley St. 118 72

Troy

Average RPI Win:	175	WON-LOST	WINNING	LAST 10	STRENGTH OF	OPP. STRENGTH	TEAM	ADJ.	CONF.	ADJ CONF.
Average RPI Loss:	16	RECORD	PCT. RANK	GAMES	SCHEDULE	OF SCHEDULE	RPI	RPI	RPI	RPI
DIV. I ONLY	5- 3	119	5- 3	50	51	69	69	9	9	
DIV. I NON-CONF.	5- 3	119	5- 3	53	51	70	70	9	9	
TOTALS	RPI 1-25	RPI 26-50	W-L RECORDS	RPI 51-100	RPI 101-150	RPI 150+				
5- 3	0- 3	0- 0	OVERALL	1- 0	2- 0	2- 0				
4- 0	0- 0	0- 0	HOME	0- 0	2- 0	2- 0				
0- 1	0- 1	0- 0	AWAY	0- 0	0- 0	0- 0				
1- 2	0- 2	0- 0	NEUTRAL	1- 0	0- 0	0- 0				
5- 3	0- 3	0- 0	NON-CONFERENCE	1- 0	2- 0	2- 0				
4- 0	0- 0	0- 0	HOME	0- 0	2- 0	2- 0				
0- 1	0- 1	0- 0	AWAY	0- 0	0- 0	0- 0				
1- 2	0- 2	0- 0	NEUTRAL	1- 0	0- 0	0- 0				
0- 0	0- 0	0- 0	CONFERENCE	0- 0	0- 0	0- 0				
0- 0	0- 0	0- 0	HOME	0- 0	0- 0	0- 0				
0- 0	0- 0	0- 0	AWAY	0- 0	0- 0	0- 0				
0- 0	0- 0	0- 0	NEUTRAL	0- 0	0- 0	0- 0				

RPI 1-25				RPI 26-50				RPI 51-100 Team's RPI: 69				RPI 101+			
RPI	S	Opponent	Score	RPI	S	Opponent	Score	RPI	S	Opponent	Score	RPI	S	Opponent	Score
12	N	Green Bay	58 79					95	N	Virginia	67 62	141	H	McNeese St.	74 55
16	N	Rutgers	51 75									147	H	LSU	67 63
20	A	Florida St.	72 78									205	H	Little Rock	69 53
												287	H	Jackson St.	92 49
LAST 12 Division I GAMES:															
141	H	McNeese St.	74 55	147	H	LSU	67 63	20	A	Florida St.	72 78				
95	N	Virginia	67 62	12	N	Green Bay	58 79	287	H	Jackson St.	92 49				
				16	N	Rutgers	51 75	205	H	Little Rock	69 53				

Non-Div I Games:

Tulane



Average RPI Win:	246	WON-LOST	WINNING	LAST 10	STRENGTH OF	OPP. STRENGTH	TEAM	ADJ.	CONF.	ADJ CONF.
Average RPI Loss:	130	RECORD	PCT. RANK	GAMES	SCHEDULE	OF SCHEDULE	RPI	RPI	RPI	RPI
DIV. I ONLY	3- 7	241	3- 7	235	117	256	256	9	9	
DIV. I NON-CONF.	3- 7	237	3- 7	241	120	257	257	9	9	
TOTALS	RPI 1-25	RPI 26-50	W-L RECORDS	RPI 51-100	RPI 101-150	RPI 150+				
3- 7	0- 1	0- 2	OVERALL	0- 1	0- 0	3- 3				
1- 4	0- 1	0- 1	HOME	0- 0	0- 0	1- 2				
2- 1	0- 0	0- 0	AWAY	0- 1	0- 0	2- 0				
0- 2	0- 0	0- 1	NEUTRAL	0- 0	0- 0	0- 1				
3- 7	0- 1	0- 2	NON-CONFERENCE	0- 1	0- 0	3- 3				
1- 4	0- 1	0- 1	HOME	0- 0	0- 0	1- 2				
2- 1	0- 0	0- 0	AWAY	0- 1	0- 0	2- 0				
0- 2	0- 0	0- 1	NEUTRAL	0- 0	0- 0	0- 1				
0- 0	0- 0	0- 0	CONFERENCE	0- 0	0- 0	0- 0				
0- 0	0- 0	0- 0	HOME	0- 0	0- 0	0- 0				
0- 0	0- 0	0- 0	AWAY	0- 0	0- 0	0- 0				
0- 0	0- 0	0- 0	NEUTRAL	0- 0	0- 0	0- 0				

RPI 1-25				RPI 26-50				RPI 51-100				RPI 101+ Team's RPI: 256			
RPI	S	Opponent	Score	RPI	S	Opponent	Score	RPI	S	Opponent	Score	RPI	S	Opponent	Score
25	H	Kansas St.	67 75	32	H	Oklahoma	62 75	90	A	Saint Louis	73 82	200	N	George Mason	63 64
				46	N	Drake	80 91					205	A	Little Rock	74 63
												247	H	Indiana St.	63 67
												249	A	Arkansas	74 67
												273	H	Oral Roberts	53 59
												283	H	Grambling	79 51
LAST 12 Division I GAMES:															
247	H	Indiana St.	63 67	205	A	Little Rock	74 63								
283	H	Grambling	79 51	32	H	Oklahoma	62 75								
200	N	George Mason	63 64	90	A	Saint Louis	73 82								
46	N	Drake	80 91	25	H	Kansas St.	67 75								
249	A	Arkansas	74 67												
273	H	Oral Roberts	53 59												

Non-Div I Games:

Tulsa

Average RPI Win:	280	WON-LOST	WINNING	LAST 10	STRENGTH OF	OPP. STRENGTH	TEAM	ADJ.	CONF.	ADJ CONF.
Average RPI Loss:	62	RECORD	PCT. RANK	GAMES	SCHEDULE	OF SCHEDULE	RPI	RPI	RPI	RPI
DIV. I ONLY	5- 4	143	5- 4	270	102	182	182	11	11	
DIV. I NON-CONF.	5- 4	145	5- 4	274	103	183	183	11	11	
TOTALS	RPI 1-25	RPI 26-50	W-L RECORDS	RPI 51-100	RPI 101-150	RPI 150+				
5- 4	0- 1	0- 0	OVERALL	0- 3	0- 0	5- 0				
3- 0	0- 0	0- 0	HOME	0- 0	0- 0	3- 0				
1- 3	0- 1	0- 0	AWAY	0- 2	0- 0	1- 0				
1- 1	0- 0	0- 0	NEUTRAL	0- 1	0- 0	1- 0				
5- 4	0- 1	0- 0	NON-CONFERENCE	0- 3	0- 0	5- 0				
3- 0	0- 0	0- 0	HOME	0- 0	0- 0	3- 0				
1- 3	0- 1	0- 0	AWAY	0- 2	0- 0	1- 0				
1- 1	0- 0	0- 0	NEUTRAL	0- 1	0- 0	1- 0				
0- 0	0- 0	0- 0	CONFERENCE	0- 0	0- 0	0- 0				
0- 0	0- 0	0- 0	HOME	0- 0	0- 0	0- 0				
0- 0	0- 0	0- 0	AWAY	0- 0	0- 0	0- 0				
0- 0	0- 0	0- 0	NEUTRAL	0- 0	0- 0	0- 0				

RPI 1-25				RPI 26-50				RPI 51-100				RPI 101+ Team's RPI: 182			
RPI	S	Opponent	Score	RPI	S	Opponent	Score	RPI	S	Opponent	Score	RPI	S	Opponent	Score
20	A	Florida St.	44 84					57	N	North Carolina St.	56 67	231	H	Ark.-Pine Bluff	82 32
								72	A	Auburn	71 85	264	N	High Point	56 46
								97	A	Belmont	62 63	296	H	South Carolina St.	71 38
												298	H	Mississippi Val.	80 33
												310	A	South Ala.	53 39
LAST 12 Division I GAMES:															
264	N	High Point	56 46	310	A	South Ala.	53 39	298	H	Mississippi Val.	80 33	231	H	Ark.-Pine Bluff	82 32
20	A	Florida St.	44 84	57	N	North Carolina St.	56 67								
296	H	South Carolina St.	71 38												
97	A	Belmont	62 63												
72	A	Auburn	71 85												

Non-Div I Games:

UAB

■ Loss, 
 ■ Non-Conf, 
 ■ S Site, 
 ■ Home 
 ■ A Away 
 N Neutral

Average RPI Win:	246	WON-LOST	WINNING	LAST 10	STRENGTH OF	OPP. STRENGTH	TEAM	ADJ.	CONF.	ADJ CONF.
Average RPI Loss:	85	RECORD	PCT. RANK	GAMES	SCHEDULE	OF SCHEDULE	RPI	RPI	RPI	RPI
DIV. I ONLY	5- 3	119	5- 3	329	43	221	221	19	19	
DIV. I NON-CONF.	5- 3	119	5- 3	329	43	224	224	19	19	
TOTALS	RPI 1-25	RPI 26-50	W-L RECORDS	RPI 51-100	RPI 101-150	RPI 150+				
5- 3	0- 1	0- 0	OVERALL	1- 0	0- 2	4- 0				
1- 3	0- 1	0- 0	HOME	0- 0	0- 2	1- 0				
4- 0	0- 0	0- 0	AWAY	1- 0	0- 0	3- 0				
0- 0	0- 0	0- 0	NEUTRAL	0- 0	0- 0	0- 0				
5- 3	0- 1	0- 0	NON-CONFERENCE	1- 0	0- 2	4- 0				
1- 3	0- 1	0- 0	HOME	0- 0	0- 2	1- 0				
4- 0	0- 0	0- 0	AWAY	1- 0	0- 0	3- 0				
0- 0	0- 0	0- 0	NEUTRAL	0- 0	0- 0	0- 0				
0- 0	0- 0	0- 0	CONFERENCE	0- 0	0- 0	0- 0				
0- 0	0- 0	0- 0	HOME	0- 0	0- 0	0- 0				
0- 0	0- 0	0- 0	AWAY	0- 0	0- 0	0- 0				
0- 0	0- 0	0- 0	NEUTRAL	0- 0	0- 0	0- 0				

RPI 1-25				RPI 26-50				RPI 51-100				RPI 101+ Team's RPI: 221			
RPI	S	Opponent	Score	RPI	S	Opponent	Score	RPI	S	Opponent	Score	RPI	S	Opponent	Score
2	H	Stanford	45 74					54	A	St. Mary's (CA)	78 71	122	H	Sacramento St.	77 92
												130	H	Pacific	53 66
												240	A	Portland	72 47
												261	A	San Diego St.	65 54
												336	A	Portland St.	82 70
												339	H	Air Force	66 40
LAST 12 Division I GAMES:															
122	H	Sacramento St.	77 92	54	A	St. Mary's (CA)	78 71	240	A	Portland	72 47	336	A	Portland St.	82 70
2	H	Stanford	45 74					339	H	Air Force	66 40	261	A	San Diego St.	65 54
								130	H	Pacific	53 66				

Non-Div I Games: Cal St. Monterey Ba91 36

UC Davis

■ Loss, 
 ■ Non-Conf, 
 S Site, 
 ■ Home 
 ■ Away 
 N Neutral

Average RPI Win:	312	WON-LOST	WINNING	LAST 10	STRENGTH OF	OPP. STRENGTH	TEAM	ADJ.	CONF.	ADJ CONF.
Average RPI Loss:	132	RECORD	PCT. RANK	GAMES	SCHEDULE	OF SCHEDULE	RPI	RPI	RPI	RPI
DIV. I ONLY	2- 5	247	2- 5	242	210	275	275	19	19	
DIV. I NON-CONF.	2- 5	242	2- 5	247	214	276	276	19	19	
TOTALS	RPI 1-25	RPI 26-50	W-L RECORDS	RPI 51-100	RPI 101-150	RPI 150+				
2- 5	0- 1	0- 1	OVERALL	0- 0	0- 1	2- 2				
1- 2	0- 1	0- 0	HOME	0- 0	0- 0	1- 1				
1- 2	0- 0	0- 0	AWAY	0- 0	0- 0	1- 1				
0- 1	0- 0	0- 1	NEUTRAL	0- 0	0- 0	0- 0				
2- 5	0- 1	0- 1	NON-CONFERENCE	0- 0	0- 1	2- 2				
1- 2	0- 1	0- 0	HOME	0- 0	0- 0	1- 1				
1- 2	0- 0	0- 0	AWAY	0- 0	0- 1	1- 1				
0- 1	0- 0	0- 1	NEUTRAL	0- 0	0- 0	0- 0				
0- 0	0- 0	0- 0	CONFERENCE	0- 0	0- 0	0- 0				
0- 0	0- 0	0- 0	HOME	0- 0	0- 0	0- 0				
0- 0	0- 0	0- 0	AWAY	0- 0	0- 0	0- 0				
0- 0	0- 0	0- 0	NEUTRAL	0- 0	0- 0	0- 0				

RPI 1-25				RPI 26-50				RPI 51-100				RPI 101+ Team's RPI: 275			
RPI	S	Opponent	Score	RPI	S	Opponent	Score	RPI	S	Opponent	Score	RPI	S	Opponent	Score
22	H	St. John's (NY)	63 85	31	N	Princeton	42 83					105	A	UNLV	52 72
												224	H	Northern Ariz.	55 71
												280	A	Loyola Marymount	50 95
												309	A	Southern Utah	63 58
												315	H	Nevada	68 64
LAST 12 Division I GAMES:															
315	H	Nevada	68 64	309	A	Southern Utah	63 58								
224	H	Northern Ariz.	55 71	22	H	St. John's (NY)	63 85								
280	A	Loyola Marymount	50 95												
31	N	Princeton	42 83												
105	A	UNLV	52 72												

Non-Div I Games: San Diego Christian78 49

UC Irvine

■ Loss, 
 ■ Non-Conf, 
 S Site, 
 ■ Home 
 ■ Away 
 N Neutral

## UC Riverside

Through Games Of Dec. 13, 2015

Average RPI Win:	242	WON-LOST	WINNING	LAST 10	STRENGTH OF	OPP. STRENGTH	TEAM	ADJ.	CONF.	ADJ CONF.
Average RPI Loss:	50	RECORD	PCT. RANK	GAMES	SCHEDULE	OF SCHEDULE	RPI	RPI	RPI	RPI
DIV. I ONLY	5- 4	143	5- 4	74	220	82	82	19	19	
DIV. I NON-CONF.	5- 4	145	5- 4	79	222	82	82	19	19	
TOTALS	RPI 1-25	RPI 26-50	W-L RECORDS	RPI 51-100	RPI 101-150	RPI 150+				
5- 4	0- 1	0- 1	OVERALL	0- 1	0- 1	5- 0				
3- 0	0- 0	0- 0	HOME	0- 0	0- 0	3- 0				
1- 4	0- 1	0- 1	AWAY	0- 1	0- 1	1- 0				
1- 0	0- 0	0- 0	NEUTRAL	0- 0	0- 0	1- 0				
5- 4	0- 1	0- 1	NON-CONFERENCE	0- 1	0- 1	5- 0				
3- 0	0- 0	0- 0	HOME	0- 0	0- 0	3- 0				
1- 4	0- 1	0- 1	AWAY	0- 1	0- 1	1- 0				
1- 0	0- 0	0- 0	NEUTRAL	0- 0	0- 0	1- 0				
0- 0	0- 0	0- 0	CONFERENCE	0- 0	0- 0	0- 0				
0- 0	0- 0	0- 0	HOME	0- 0	0- 0	0- 0				
0- 0	0- 0	0- 0	AWAY	0- 0	0- 0	0- 0				
0- 0	0- 0	0- 0	NEUTRAL	0- 0	0- 0	0- 0				

RPI 1-25				RPI 26-50				RPI 51-100				Team's RPI: 82	RPI 101+			
RPI	S	Opponent	Score	RPI	S	Opponent	Score	RPI	S	Opponent	Score		RPI	S	Opponent	Score
9	A	UTEP	57 68	34	A	Oregon St.	65 86	52	A	California	58 64		106	A	San Francisco	76 88
													169	N	Southeast Mo. St.	85 67
													181	H	Fresno St.	86 68
													261	A	San Diego St.	85 68
													280	H	Loyola Marymount	80 62
													321	H	CSU Bakersfield	81 61
LAST 12 Division I GAMES:																
9	A	UTEP	57 68	321	H	CSU Bakersfield	81 61									
34	A	Oregon St.	65 86	106	A	San Francisco	76 88									
52	A	California	58 64	280	H	Loyola Marymount	80 62									
261	A	San Diego St.	85 68	169	N	Southeast Mo. St.	85 67									
181	H	Fresno St.	86 68													

Non-Div I Games:

UC Riverside

■ Loss, 
 ■ Non-Conf, 
 ■ S Site, 
 ■ Home 
 ■ A Away 
 N Neutral

Average RPI Win:	321	WON-LOST	WINNING	LAST 10	STRENGTH OF	OPP. STRENGTH	TEAM	ADJ.	CONF.	ADJ CONF.
Average RPI Loss:	140	RECORD	PCT. RANK	GAMES	SCHEDULE	OF SCHEDULE	RPI	RPI	RPI	RPI
DIV. I ONLY	1- 9	328	1- 9	146	281	301	301	19	19	
DIV. I NON-CONF.	1- 9	324	1- 9	152	282	304	304	19	19	
TOTALS	RPI 1-25	RPI 26-50	W-L RECORDS	RPI 51-100	RPI 101-150	RPI 150+				
1- 9	0- 0	0- 1	OVERALL	0- 2	0- 3	1- 3				
1- 3	0- 0	0- 1	HOME	0- 0	0- 1	1- 1				
0- 6	0- 0	0- 0	AWAY	0- 2	0- 2	0- 2				
0- 0	0- 0	0- 0	NEUTRAL	0- 0	0- 0	0- 0				
1- 9	0- 0	0- 1	NON-CONFERENCE	0- 2	0- 3	1- 3				
1- 3	0- 0	0- 1	HOME	0- 0	0- 1	1- 1				
0- 6	0- 0	0- 0	AWAY	0- 2	0- 2	0- 2				
0- 0	0- 0	0- 0	NEUTRAL	0- 0	0- 0	0- 0				
0- 0	0- 0	0- 0	CONFERENCE	0- 0	0- 0	0- 0				
0- 0	0- 0	0- 0	HOME	0- 0	0- 0	0- 0				
0- 0	0- 0	0- 0	AWAY	0- 0	0- 0	0- 0				
0- 0	0- 0	0- 0	NEUTRAL	0- 0	0- 0	0- 0				

RPI S	Opponent	Score	RPI S	Opponent	Score	RPI S	Opponent	Score	RPI S	Opponent	Score	Team's RPI: 301
26	H Santa Clara	37 48	62	A Washington St.	44 61	113	A Oregon	51 79	139	H UTRGV	60 62	
			74	A Idaho	42 64	147	A LSU	50 68	179	A Wyoming	67 76	
						238	A Pepperdine	69 71	280	H Loyola Marymount	63 70	
						321	H CSU Bakersfield	61 60				
LAST 12 Division I GAMES:												
147	A LSU	50 68	280	H Loyola Marymount	63 70							
321	H CSU Bakersfield	61 60	26	H Santa Clara	37 48							
74	A Idaho	42 64	238	A Pepperdine	69 71							
62	A Washington St.	44 61	179	A Wyoming	67 76							
			139	H UTRGV	60 62							
			113	A Oregon	51 79							

Non-Div I Games:

UC Santa Barbara

■ Loss, 
 ■ Non-Conf, 
 ■ S Site, 
 ■ H Home 
 ■ A Away 
 N Neutral

Average RPI Win:	335	WON-LOST	WINNING	LAST 10	STRENGTH OF	OPP. STRENGTH	TEAM	ADJ.	CONF.	ADJ CONF.
Average RPI Loss:	148	RECORD	PCT. RANK	GAMES	SCHEDULE	OF SCHEDULE	RPI	RPI	RPI	RPI
DIV. I ONLY	3- 6	224	3- 6	243	336	288	288	9	9	
DIV. I NON-CONF.	3- 6	221	3- 6	248	336	292	292	9	9	
TOTALS	RPI 1-25	RPI 26-50	W-L RECORDS	RPI 51-100	RPI 101-150	RPI 150+				
3- 6	0- 1	0- 0	OVERALL	0- 1	0- 1	3- 3				
2- 3	0- 1	0- 0	HOME	0- 1	0- 1	2- 0				
1- 3	0- 0	0- 0	AWAY	0- 0	0- 0	1- 3				
0- 0	0- 0	0- 0	NEUTRAL	0- 0	0- 0	0- 0				
3- 6	0- 1	0- 0	NON-CONFERENCE	0- 1	0- 1	3- 3				
2- 3	0- 1	0- 0	HOME	0- 1	0- 1	2- 0				
1- 3	0- 0	0- 0	AWAY	0- 0	0- 0	1- 3				
0- 0	0- 0	0- 0	NEUTRAL	0- 0	0- 0	0- 0				
0- 0	0- 0	0- 0	CONFERENCE	0- 0	0- 0	0- 0				
0- 0	0- 0	0- 0	HOME	0- 0	0- 0	0- 0				
0- 0	0- 0	0- 0	AWAY	0- 0	0- 0	0- 0				
0- 0	0- 0	0- 0	NEUTRAL	0- 0	0- 0	0- 0				

RPI 1-25				RPI 26-50				RPI 51-100				RPI 101+				Team's RPI: 288	
RPI	S	Opponent	Score	RPI	S	Opponent	Score	RPI	S	Opponent	Score	RPI	S	Opponent	Score		
22	H	St. John's (NY)	42 70					71	H	Buffalo	60 66	132	H	Butler	63 71		
												165	A	Stetson	68 83		
												245	A	Akron	54 74		
												253	A	Omaha	60 75		
												310	A	South Ala.	77 36		
												346	H	FIU	89 72		
												349	H	Florida A&M	93 55		
LAST 12 Division I GAMES:																	
22	H	St. John's (NY)	42 70	132	H	Butler	63 71	71	H	Buffalo	60 66	310	A	South Ala.	77 36		
245	A	Akron	54 74	349	H	Florida A&M	93 55	346	H	FIU	89 72	253	A	Omaha	60 75		
165	A	Stetson	68 83														

Non-Div I Games:

UCF

■ Loss, 
 ■ Non-Conf, 
 S Site, 
 ■ Home 
 ■ Away 
 N Neutral

Average RPI Win:	154	WON-LOST	WINNING	LAST 10	STRENGTH OF	OPP. STRENGTH	TEAM	ADJ.	CONF.	ADJ CONF.
Average RPI Loss:	8	RECORD	PCT. RANK	GAMES	SCHEDULE	OF SCHEDULE	RPI	RPI	RPI	RPI
DIV. I ONLY	5- 2	82	5- 2	4	175	14	14	1	1	
DIV. I NON-CONF.	5- 2	83	5- 2	5	178	14	14	1	1	
TOTALS	RPI 1-25	RPI 26-50	W-L RECORDS	RPI 51-100	RPI 101-150	RPI 150+				
5- 2	1- 2	0- 0	OVERALL	1- 0	1- 0	2- 0				
3- 1	1- 1	0- 0	HOME	0- 0	1- 0	1- 0				
1- 0	0- 0	0- 0	AWAY	1- 0	0- 0	0- 0				
1- 1	0- 1	0- 0	NEUTRAL	0- 0	0- 0	1- 0				
5- 2	1- 2	0- 0	NON-CONFERENCE	1- 0	1- 0	2- 0				
3- 1	1- 1	0- 0	HOME	0- 0	1- 0	1- 0				
1- 0	0- 0	0- 0	AWAY	1- 0	0- 0	0- 0				
1- 1	0- 1	0- 0	NEUTRAL	0- 0	0- 0	1- 0				
0- 0	0- 0	0- 0	CONFERENCE	0- 0	0- 0	0- 0				
0- 0	0- 0	0- 0	HOME	0- 0	0- 0	0- 0				
0- 0	0- 0	0- 0	AWAY	0- 0	0- 0	0- 0				
0- 0	0- 0	0- 0	NEUTRAL	0- 0	0- 0	0- 0				

RPI	S	Opponent	Score
4	N	Notre Dame	84 92
11	H	South Carolina	65 68
22	H	St. John's (NY)	73 58

RPI	S	Opponent	Score
-----	---	----------	-------

RPI	S	Opponent	Score
80	A	Michigan	86 77

RPI	S	Opponent	Score
120	H	James Madison	90 61
229	N	Louisiana Tech	68 57
321	H	CSU Bakersfield	82 68

## LAST 12 Division I GAMES:

80	A	Michigan	86 77	22	H	St. John's (NY)	73 58
321	H	CSU Bakersfield	82 68				
4	N	Notre Dame	84 92				
229	N	Louisiana Tech	68 57				
11	H	South Carolina	65 68				
120	H	James Madison	90 61				

Non-Div I Games:

UCLA



Average RPI Win:	67	WON-LOST	WINNING	LAST 10	STRENGTH OF	OPP. STRENGTH	TEAM	ADJ.	CONF.	ADJ CONF.
Average RPI Loss:	0	RECORD	PCT. RANK	GAMES	SCHEDULE	OF SCHEDULE	RPI	RPI	RPI	RPI
DIV. I ONLY	8- 0	1	8- 0	2	16	1	1	9	9	
DIV. I NON-CONF.	8- 0	1	8- 0	3	16	1	1	9	9	
TOTALS	RPI 1-25	RPI 26-50	W-L RECORDS	RPI 51-100	RPI 101-150	RPI 150+				
8- 0	4- 0	2- 0	OVERALL	1- 0	0- 0	1- 0				
3- 0	2- 0	0- 0	HOME	1- 0	0- 0	0- 0				
4- 0	1- 0	2- 0	AWAY	0- 0	0- 0	1- 0				
1- 0	1- 0	0- 0	NEUTRAL	0- 0	0- 0	0- 0				
8- 0	4- 0	2- 0	NON-CONFERENCE	1- 0	0- 0	1- 0				
3- 0	2- 0	0- 0	HOME	1- 0	0- 0	0- 0				
4- 0	1- 0	2- 0	AWAY	0- 0	0- 0	1- 0				
1- 0	1- 0	0- 0	NEUTRAL	0- 0	0- 0	0- 0				
0- 0	0- 0	0- 0	CONFERENCE	0- 0	0- 0	0- 0				
0- 0	0- 0	0- 0	HOME	0- 0	0- 0	0- 0				
0- 0	0- 0	0- 0	AWAY	0- 0	0- 0	0- 0				
0- 0	0- 0	0- 0	NEUTRAL	0- 0	0- 0	0- 0				

RPI	S	Opponent	Score	RPI	S	Opponent	Score	RPI	S	Opponent	Score	RPI	S	Opponent	Score
4	H	Notre Dame	91 81	28	A	Chattanooga	79 31	98	H	Nebraska	88 46	307	A	Colgate	94 50
18	A	Ohio St.	100 56	35	A	DePaul	86 70								
20	N	Florida St.	73 49												
25	H	Kansas St.	97 57												
LAST 12 Division I GAMES:															
98	H	Nebraska	88 46	20	N	Florida St.	73 49	307	A	Colgate	94 50	4	H	Notre Dame	91 81
25	H	Kansas St.	97 57					35	A	DePaul	86 70	28	A	Chattanooga	79 31
18	A	Ohio St.	100 56												

Non-Div I Games:

UConn

U  
M  
B  
C

UMBC

Average RPI Win: 220

Average RPI Loss: 188

WON-LOST  
RECORD

WINNING  
PCT. RANK

LAST 10  
GAMES

STRENGTH OF  
SCHEDULE

OPP. STRENGTH  
OF SCHEDULE

TEAM  
RPI

ADJ.  
RPI

CONF.  
RPI

ADJ CONF.  
RPI

DIV. I ONLY

DIV. I NON-CONF.

6- 3

6- 3

100

101

6- 3

6- 3

335

334

68

67

235

234

235

234

22

22

22

22

TOTALS

RPI 1-25

RPI 26-50

W-L RECORDS

RPI 51-100

RPI 101-150

RPI 150+

6- 3

0- 0

0- 1

OVERALL

0- 0

1- 0

5- 2

4- 2

0- 0

0- 1

HOME

0- 0

1- 0

3- 1

2- 1

0- 0

0- 0

AWAY

0- 0

0- 0

2- 1

0- 0

0- 0

NEUTRAL

0- 0

0- 0

0- 0

6- 3

0- 0

0- 1

NON-CONFERENCE

0- 0

1- 0

5- 2

4- 2

0- 0

0- 1

HOME

0- 0

1- 0

3- 1

2- 1

0- 0

0- 0

AWAY

0- 0

0- 0

2- 1

0- 0

0- 0

NEUTRAL

0- 0

0- 0

0- 0

0- 0

0- 0

0- 0

CONFERENCE

0- 0

0- 0

0- 0

0- 0

0- 0

0- 0

HOME

0- 0

0- 0

0- 0

0- 0

0- 0

0- 0

AWAY

0- 0

0- 0

0- 0

0- 0

0- 0

0- 0

NEUTRAL

0- 0

0- 0

0- 0

0- 0

RPI 1-25

RPI 26-50

RPI 51-100

RPI 101+

Team's RPI: 235

RPI S Opponent Score

RPI S Opponent Score

RPI S Opponent Score

RPI S Opponent Score

43 H Penn 46 81

149 H Bucknell 65 52

151 A Coppin St. 68 61

216 H Columbia 68 70

217 H American 47 46

223 H Rider 58 53

278 H La Salle 60 29

302 A Morgan St. 65 46

306 A Towson 51 61

LAST 12 Division I GAMES:

302 A Morgan St. 65 46

149 H Bucknell 65 52

278 H La Salle 60 29

217 H American 47 46

306 A Towson 51 61

223 H Rider 58 53

151 A Coppin St. 68 61

43 H Penn 46 81

216 H Columbia 68 70

U  
M  
B  
C

Non-Div I Games:

UMES				Through Games Of Dec. 13, 2015						
Average RPI Win:	254	WON-LOST	WINNING	LAST 10	STRENGTH OF	OPP. STRENGTH	TEAM	ADJ.	CONF.	ADJ CONF.
Average RPI Loss:	168	RECORD	PCT. RANK	GAMES	SCHEDULE	OF SCHEDULE	RPI	RPI	RPI	RPI
DIV. I ONLY	2- 7	283	2- 7	184	292	265	265	31	31	
DIV. I NON-CONF.	1- 6	302	1- 6	69	277	245	245	31	31	
TOTALS	RPI 1-25	RPI 26-50	W-L RECORDS	RPI 51-100	RPI 101-150	RPI 150+				
2- 7	0- 0	0- 1	OVERALL	0- 2	0- 0	2- 4				
1- 2	0- 0	0- 0	HOME	0- 1	0- 0	1- 1				
1- 5	0- 0	0- 1	AWAY	0- 1	0- 0	1- 3				
0- 0	0- 0	0- 0	NEUTRAL	0- 0	0- 0	0- 0				
1- 6	0- 0	0- 1	NON-CONFERENCE	0- 2	0- 0	1- 3				
1- 2	0- 0	0- 0	HOME	0- 1	0- 0	1- 1				
0- 4	0- 0	0- 1	AWAY	0- 1	0- 0	0- 2				
0- 0	0- 0	0- 0	NEUTRAL	0- 0	0- 0	0- 0				
1- 1	0- 0	0- 0	CONFERENCE	0- 0	0- 0	1- 1				
0- 0	0- 0	0- 0	HOME	0- 0	0- 0	0- 0				
1- 1	0- 0	0- 0	AWAY	0- 0	0- 0	1- 1				
0- 0	0- 0	0- 0	NEUTRAL	0- 0	0- 0	0- 0				

RPI 1-25				RPI 26-50				RPI 51-100				RPI 101+ Team's RPI: 265			
RPI	S	Opponent	Score	RPI	S	Opponent	Score	RPI	S	Opponent	Score	RPI	S	Opponent	Score
				44	A	Duquesne	59 95	61	H	Georgetown	60 71	167	A	Northeastern	49 60
								63	A	VCU	39 63	197	A	Xavier	56 61
												236	H	USC Upstate	78 59
												272	A	N.C. A&T	56 50
												299	H	Mt. St. Mary's	50 57
												343	A	N.C. Central	46 49
LAST 12 Division I GAMES:															
				63	A	VCU	39 63	167	A	Northeastern	49 60				
				44	A	Duquesne	59 95	236	H	USC Upstate	78 59				
				272	A	N.C. A&T	56 50	61	H	Georgetown	60 71				
				343	A	N.C. Central	46 49								
				299	H	Mt. St. Mary's	50 57								
				197	A	Xavier	56 61								

Non-Div I Games:      Cheyney                      76    46

UMES

  Loss, 
   Non-Conf, 
   S Site, 
   H Home 
   A Away 
 N Neutral



Average RPI Win:	316	WON-LOST	WINNING	LAST 10	STRENGTH OF	OPP. STRENGTH	TEAM	ADJ.	CONF.	ADJ CONF.
Average RPI Loss:	196	RECORD	PCT. RANK	GAMES	SCHEDULE	OF SCHEDULE	RPI	RPI	RPI	RPI
DIV. I ONLY	2- 7	283	2- 7	266	307	322	322	22	22	
DIV. I NON-CONF.	2- 7	279	2- 7	270	305	323	323	22	22	
TOTALS	RPI 1-25	RPI 26-50	W-L RECORDS	RPI 51-100	RPI 101-150	RPI 150+				
2- 7	0- 1	0- 1	OVERALL	0- 0	0- 0	2- 5				
2- 2	0- 0	0- 0	HOME	0- 0	0- 0	2- 2				
0- 5	0- 0	0- 0	AWAY	0- 0	0- 0	0- 0				
0- 0	0- 0	0- 0	NEUTRAL	0- 0	0- 0	0- 0				
2- 7	0- 1	0- 1	NON-CONFERENCE	0- 0	0- 0	2- 5				
2- 2	0- 0	0- 0	HOME	0- 0	0- 0	2- 2				
0- 5	0- 1	0- 1	AWAY	0- 0	0- 0	0- 3				
0- 0	0- 0	0- 0	NEUTRAL	0- 0	0- 0	0- 0				
0- 0	0- 0	0- 0	CONFERENCE	0- 0	0- 0	0- 0				
0- 0	0- 0	0- 0	HOME	0- 0	0- 0	0- 0				
0- 0	0- 0	0- 0	AWAY	0- 0	0- 0	0- 0				
0- 0	0- 0	0- 0	NEUTRAL	0- 0	0- 0	0- 0				

RPI 1-25				RPI 26-50				RPI 51-100				RPI 101+ Team's RPI: 322			
RPI	S	Opponent	Score	RPI	S	Opponent	Score	RPI	S	Opponent	Score	RPI	S	Opponent	Score
23	A	Miami (FL)	53 84	48	A	Maryland	53 102					170	A	Rhode Island	64 72
												216	H	Columbia	57 67
												277	A	Central Conn. St.	53 64
												293	H	Bryant	64 83
												294	H	Holy Cross	75 67
												338	H	Boston U.	70 57
												346	A	FIU	68 71
LAST 12 Division I GAMES:															
294	H	Holy Cross	75 67	23	A	Miami (FL)	53 84	346	A	FIU	68 71				
277	A	Central Conn. St.	53 64					338	H	Boston U.	70 57				
48	A	Maryland	53 102					170	A	Rhode Island	64 72				
								293	H	Bryant	64 83				
								216	H	Columbia	57 67				

Non-Div I Games:

UMass Lowell

## UNC Asheville

Through Games Of Dec. 13, 2015

Average RPI Win:	273	WON-LOST	WINNING	LAST 10	STRENGTH OF	OPP. STRENGTH	TEAM	ADJ.	CONF.	ADJ CONF.
Average RPI Loss:	193	RECORD	PCT. RANK	GAMES	SCHEDULE	OF SCHEDULE	RPI	RPI	RPI	RPI
DIV. I ONLY	5- 1	39	5- 1	348	126	201	201	25	25	
DIV. I NON-CONF.	4- 1	40	4- 1	348	183	211	211	23	23	
TOTALS	RPI 1-25	RPI 26-50	W-L RECORDS	RPI 51-100	RPI 101-150	RPI 150+				
5- 1	0- 0	0- 0	OVERALL	0- 0	0- 0	5- 1				
2- 0	0- 0	0- 0	HOME	0- 0	0- 0	2- 0				
3- 1	0- 0	0- 0	AWAY	0- 0	0- 0	3- 0				
0- 0	0- 0	0- 0	NEUTRAL	0- 0	0- 0	0- 0				
4- 1	0- 0	0- 0	NON-CONFERENCE	0- 0	0- 0	4- 1				
2- 0	0- 0	0- 0	HOME	0- 0	0- 0	2- 0				
2- 1	0- 0	0- 0	AWAY	0- 0	0- 0	2- 1				
0- 0	0- 0	0- 0	NEUTRAL	0- 0	0- 0	0- 0				
1- 0	0- 0	0- 0	CONFERENCE	0- 0	0- 0	1- 0				
0- 0	0- 0	0- 0	HOME	0- 0	0- 0	0- 0				
1- 0	0- 0	0- 0	AWAY	0- 0	0- 0	1- 0				
0- 0	0- 0	0- 0	NEUTRAL	0- 0	0- 0	0- 0				

RPI 1-25			RPI 26-50			RPI 51-100			RPI 101+			Team's RPI: 201
RPI	S	Opponent	Score	RPI	S	Opponent	Score	RPI	S	Opponent	Score	
193	A	ETSU	68	74				222	A	Presbyterian	72	63
236	H	USC Upstate	68	59				284	H	UNCG	95	52
297	A	Wofford	70	63				324	A	Western Caro.	67	45
LAST 12 Division I GAMES:												
284	H	UNCG	95	52	297	A	Wofford	70	63			
222	A	Presbyterian	72	63	193	A	ETSU	68	74			
236	H	USC Upstate	68	59								
324	A	Western Caro.	67	45								

Non-Div I Games: Montreat 89 41 Warren Wilson 108 47

UNC Asheville

■ Loss, 
 ■ Non-Conf, S Site, 
 ■ Home 
 ■ Away 
 N Neutral

Average RPI Win:	298	WON-LOST	WINNING	LAST 10	STRENGTH OF	OPP. STRENGTH	TEAM	ADJ.	CONF.	ADJ CONF.
Average RPI Loss:	179	RECORD	PCT. RANK	GAMES	SCHEDULE	OF SCHEDULE	RPI	RPI	RPI	RPI
DIV. I ONLY	2- 5	247	2- 5	192	330	284	284	17	17	
DIV. I NON-CONF.	2- 5	242	2- 5	197	331	288	288	17	17	
TOTALS	RPI 1-25	RPI 26-50	W-L RECORDS	RPI 51-100	RPI 101-150	RPI 150+				
2- 5	0- 1	0- 0	OVERALL	0- 0	0- 0	2- 4				
2- 1	0- 0	0- 0	HOME	0- 0	0- 0	2- 1				
0- 4	0- 1	0- 0	AWAY	0- 0	0- 0	0- 3				
0- 0	0- 0	0- 0	NEUTRAL	0- 0	0- 0	0- 0				
2- 5	0- 1	0- 0	NON-CONFERENCE	0- 0	0- 0	2- 4				
2- 1	0- 0	0- 0	HOME	0- 0	0- 0	2- 1				
0- 4	0- 1	0- 0	AWAY	0- 0	0- 0	0- 3				
0- 0	0- 0	0- 0	NEUTRAL	0- 0	0- 0	0- 0				
0- 0	0- 0	0- 0	CONFERENCE	0- 0	0- 0	0- 0				
0- 0	0- 0	0- 0	HOME	0- 0	0- 0	0- 0				
0- 0	0- 0	0- 0	AWAY	0- 0	0- 0	0- 0				
0- 0	0- 0	0- 0	NEUTRAL	0- 0	0- 0	0- 0				

RPI 1-25				RPI 26-50			RPI 51-100			RPI 101+			Team's RPI: 284
RPI	S	Opponent	Score	RPI	S	Opponent	Score	RPI	S	Opponent	Score		
11	A	South Carolina	44 92							201	A	UNC Asheville	52 95
										207	A	Gardner-Webb	57 59
										236	A	USC Upstate	61 84
										242	H	Tennessee Tech	64 73
										264	H	High Point	82 72
										332	H	Longwood	81 60
LAST 12 Division I GAMES:													
207	A	Gardner-Webb	57 59	201	A	UNC Asheville	52 95						
264	H	High Point	82 72	242	H	Tennessee Tech	64 73						
11	A	South Carolina	44 92	236	A	USC Upstate	61 84						
				332	H	Longwood	81 60						

Non-Div I Games: Barton 82 55 Pfeiffer 71 52 Francis Marion 63 66

UNCG

Loss, Non-Conf, S Site, H Home A Away N Neutral

Average RPI Win:	303	WON-LOST	WINNING	LAST 10	STRENGTH OF	OPP. STRENGTH	TEAM	ADJ.	CONF.	ADJ CONF.
Average RPI Loss:	112	RECORD	PCT. RANK	GAMES	SCHEDULE	OF SCHEDULE	RPI	RPI	RPI	RPI
DIV. I ONLY	2- 3	197	2- 3	189	305	213	213	13	13	
DIV. I NON-CONF.	2- 3	197	2- 3	194	303	217	217	13	13	
TOTALS	RPI 1-25	RPI 26-50	W-L RECORDS	RPI 51-100	RPI 101-150	RPI 150+				
2- 3	0- 0	0- 0	OVERALL	0- 1	0- 2	2- 0				
1- 1	0- 0	0- 0	HOME	0- 0	0- 1	1- 0				
1- 2	0- 0	0- 0	AWAY	0- 1	0- 1	1- 0				
0- 0	0- 0	0- 0	NEUTRAL	0- 0	0- 0	0- 0				
2- 3	0- 0	0- 0	NON-CONFERENCE	0- 1	0- 2	2- 0				
1- 1	0- 0	0- 0	HOME	0- 0	0- 1	1- 0				
1- 2	0- 0	0- 0	AWAY	0- 1	0- 1	1- 0				
0- 0	0- 0	0- 0	NEUTRAL	0- 0	0- 0	0- 0				
0- 0	0- 0	0- 0	CONFERENCE	0- 0	0- 0	0- 0				
0- 0	0- 0	0- 0	HOME	0- 0	0- 0	0- 0				
0- 0	0- 0	0- 0	AWAY	0- 0	0- 0	0- 0				
0- 0	0- 0	0- 0	NEUTRAL	0- 0	0- 0	0- 0				

RPI 1-25			RPI 26-50			RPI 51-100			RPI 101+			Team's RPI: 213
RPI	S	Opponent	Score	RPI	S	Opponent	Score	RPI	S	Opponent	Score	
						63 A VCU	45 58			131 H Davidson	50 77	
										143 A Richmond	53 63	
										258 H Jacksonville	51 49	
										348 A Norfolk St.	61 57	
LAST 12 Division I GAMES:												
						348 A Norfolk St.	61 57			258 H Jacksonville	51 49	
						63 A VCU	45 58			143 A Richmond	53 63	
						131 H Davidson	50 77					

Non-Div I Games: UNC Pembroke 68 43

UNCW

  Loss, 
   Non-Conf, S Site, 
   Home 
   Away 
 N Neutral



Average RPI Win:	181	WON-LOST	WINNING	LAST 10	STRENGTH OF	OPP. STRENGTH	TEAM	ADJ.	CONF.	ADJ CONF.
Average RPI Loss:	73	RECORD	PCT. RANK	GAMES	SCHEDULE	OF SCHEDULE	RPI	RPI	RPI	RPI
DIV. I ONLY	3- 5	210	3- 5	17	160	111	111	15	15	
DIV. I NON-CONF.	3- 5	208	3- 5	18	163	113	113	15	15	
TOTALS	RPI 1-25	RPI 26-50	W-L RECORDS	RPI 51-100	RPI 101-150	RPI 150+				
3- 5	0- 1	0- 1	OVERALL	0- 2	1- 1	2- 0				
1- 2	0- 0	0- 1	HOME	0- 1	1- 0	0- 0				
0- 2	0- 0	0- 0	AWAY	0- 1	0- 1	0- 0				
2- 1	0- 1	0- 0	NEUTRAL	0- 0	0- 0	2- 0				
3- 5	0- 1	0- 1	NON-CONFERENCE	0- 2	1- 1	2- 0				
1- 2	0- 0	0- 1	HOME	0- 1	1- 0	0- 0				
0- 2	0- 0	0- 0	AWAY	0- 1	0- 1	0- 0				
2- 1	0- 1	0- 0	NEUTRAL	0- 0	0- 0	2- 0				
0- 0	0- 0	0- 0	CONFERENCE	0- 0	0- 0	0- 0				
0- 0	0- 0	0- 0	HOME	0- 0	0- 0	0- 0				
0- 0	0- 0	0- 0	AWAY	0- 0	0- 0	0- 0				
0- 0	0- 0	0- 0	NEUTRAL	0- 0	0- 0	0- 0				

RPI 1-25				RPI 26-50				RPI 51-100				RPI 101+ Team's RPI: 111			
RPI	S	Opponent	Score	RPI	S	Opponent	Score	RPI	S	Opponent	Score	RPI	S	Opponent	Score
6	N	Seton Hall	49 57	30	H	Iowa	65 80	88	A	South Dakota St.	86 89	117	H	South Dakota	64 43
								99	H	Iowa St.	75 84	144	A	North Dakota	59 64
												180	N	Georgia Tech	61 58
												245	N	Akron	59 51
LAST 12 Division I GAMES:															
6	N	Seton Hall	49 57	245	N	Akron	59 51	88	A	South Dakota St.	86 89				
180	N	Georgia Tech	61 58					144	A	North Dakota	59 64				
30	H	Iowa	65 80					99	H	Iowa St.	75 84				
117	H	South Dakota	64 43												

Non-Div I Games: Rockhurst 58 39

UNI

Average RPI Win:	240	WON-LOST	WINNING	LAST 10	STRENGTH OF	OPP. STRENGTH	TEAM	ADJ.	CONF.	ADJ CONF.
Average RPI Loss:	25	RECORD	PCT. RANK	GAMES	SCHEDULE	OF SCHEDULE	RPI	RPI	RPI	RPI
DIV. I ONLY	5- 2	82	5- 2	161	129	105	105	18	18	
DIV. I NON-CONF.	5- 2	83	5- 2	165	132	107	107	18	18	
TOTALS	RPI 1-25	RPI 26-50	W-L RECORDS	RPI 51-100	RPI 101-150	RPI 150+				
5- 2	0- 1	0- 1	OVERALL	0- 0	0- 0	5- 0				
4- 1	0- 0	0- 1	HOME	0- 0	0- 0	4- 0				
1- 1	0- 1	0- 0	AWAY	0- 0	0- 0	1- 0				
0- 0	0- 0	0- 0	NEUTRAL	0- 0	0- 0	0- 0				
5- 2	0- 1	0- 1	NON-CONFERENCE	0- 0	0- 0	5- 0				
4- 1	0- 0	0- 1	HOME	0- 0	0- 0	4- 0				
1- 1	0- 1	0- 0	AWAY	0- 0	0- 0	1- 0				
0- 0	0- 0	0- 0	NEUTRAL	0- 0	0- 0	0- 0				
0- 0	0- 0	0- 0	CONFERENCE	0- 0	0- 0	0- 0				
0- 0	0- 0	0- 0	HOME	0- 0	0- 0	0- 0				
0- 0	0- 0	0- 0	AWAY	0- 0	0- 0	0- 0				
0- 0	0- 0	0- 0	NEUTRAL	0- 0	0- 0	0- 0				

RPI 1-25				RPI 26-50				RPI 51-100				RPI 101+ Team's RPI: 105			
RPI	S	Opponent	Score	RPI	S	Opponent	Score	RPI	S	Opponent	Score	RPI	S	Opponent	Score
3	A	Southern California	42 73	46	H	Drake	68 76					178	A	Houston	63 60
												200	H	George Mason	67 59
												238	H	Pepperdine	83 63
												275	H	UC Irvine	72 52
												309	H	Southern Utah	79 44
LAST 12 Division I GAMES:															
178	A	Houston	63 60	46	H	Drake	68 76	200	H	George Mason	67 59				
3	A	Southern California	42 73					275	H	UC Irvine	72 52				
								238	H	Pepperdine	83 63				
								309	H	Southern Utah	79 44				

Non-Div I Games: Cal St. San Marcos 62 43

UNLV

■ Loss, 
 ■ Non-Conf, S Site, 
 ■ Home 
 ■ Away 
 N Neutral

Average RPI Win:	309	WON-LOST	WINNING	LAST 10	STRENGTH OF	OPP. STRENGTH	TEAM	ADJ.	CONF.	ADJ CONF.
Average RPI Loss:	171	RECORD	PCT. RANK	GAMES	SCHEDULE	OF SCHEDULE	RPI	RPI	RPI	RPI
DIV. I ONLY	3- 5	210	3- 5	258	311	236	236	29	29	
DIV. I NON-CONF.	3- 5	208	3- 5	263	309	235	235	29	29	
TOTALS	RPI 1-25	RPI 26-50	W-L RECORDS	RPI 51-100	RPI 101-150	RPI 150+				
3- 5	0- 0	0- 0	OVERALL	0- 1	0- 1	3- 3				
1- 1	0- 0	0- 0	HOME	0- 0	0- 1	1- 0				
2- 4	0- 0	0- 0	AWAY	0- 1	0- 0	2- 3				
0- 0	0- 0	0- 0	NEUTRAL	0- 0	0- 0	0- 0				
3- 5	0- 0	0- 0	NON-CONFERENCE	0- 1	0- 1	3- 3				
1- 1	0- 0	0- 0	HOME	0- 0	0- 1	1- 0				
2- 4	0- 0	0- 0	AWAY	0- 1	0- 0	2- 3				
0- 0	0- 0	0- 0	NEUTRAL	0- 0	0- 0	0- 0				
0- 0	0- 0	0- 0	CONFERENCE	0- 0	0- 0	0- 0				
0- 0	0- 0	0- 0	HOME	0- 0	0- 0	0- 0				
0- 0	0- 0	0- 0	AWAY	0- 0	0- 0	0- 0				
0- 0	0- 0	0- 0	NEUTRAL	0- 0	0- 0	0- 0				

RPI 1-25				RPI 26-50				RPI 51-100				RPI 101+				Team's RPI: 236	
RPI	S	Opponent	Score	RPI	S	Opponent	Score	RPI	S	Opponent	Score	RPI	S	Opponent	Score		
								80	A	Michigan	61	119	127	H	Furman	63	75
												180	A	Georgia Tech	46	87	
												201	A	UNC Asheville	59	68	
												265	A	UMES	59	78	
												284	H	UNCG	84	61	
												295	A	IPFW	84	81	
												348	A	Norfolk St.	82	62	
LAST 12 Division I GAMES:																	
				180	A	Georgia Tech	46	87		127	H	Furman	63	75			
				284	H	UNCG	84	61		348	A	Norfolk St.	82	62			
				201	A	UNC Asheville	59	68									
				80	A	Michigan	61	119									
				295	A	IPFW	84	81									
				265	A	UMES	59	78									

Non-Div I Games: Southern Wesleyan 84 51 Bob Jones 96 46

USC Upstate

Loss, Non-Conf, S Site, H Home A Away N Neutral

Average RPI Win:	178	WON-LOST	WINNING	LAST 10	STRENGTH OF	OPP. STRENGTH	TEAM	ADJ.	CONF.	ADJ CONF.
Average RPI Loss:	33	RECORD	PCT. RANK	GAMES	SCHEDULE	OF SCHEDULE	RPI	RPI	RPI	RPI
DIV. I ONLY	5- 4	143	5- 4	43	67	55	55	21	21	
DIV. I NON-CONF.	5- 4	145	5- 4	46	66	55	55	21	21	
TOTALS	RPI 1-25	RPI 26-50	W-L RECORDS	RPI 51-100	RPI 101-150	RPI 150+				
5- 4	0- 1	0- 2	OVERALL	0- 1	2- 0	3- 0				
2- 1	0- 0	0- 0	HOME	0- 1	1- 0	1- 0				
2- 3	0- 1	0- 2	AWAY	0- 0	0- 0	2- 0				
1- 0	0- 0	0- 0	NEUTRAL	0- 0	1- 0	0- 0				
5- 4	0- 1	0- 2	NON-CONFERENCE	0- 1	2- 0	3- 0				
2- 1	0- 0	0- 0	HOME	0- 1	1- 0	1- 0				
2- 3	0- 1	0- 2	AWAY	0- 0	0- 0	2- 0				
1- 0	0- 0	0- 0	NEUTRAL	0- 0	1- 0	0- 0				
0- 0	0- 0	0- 0	CONFERENCE	0- 0	0- 0	0- 0				
0- 0	0- 0	0- 0	HOME	0- 0	0- 0	0- 0				
0- 0	0- 0	0- 0	AWAY	0- 0	0- 0	0- 0				
0- 0	0- 0	0- 0	NEUTRAL	0- 0	0- 0	0- 0				

RPI 1-25				RPI 26-50				RPI 51-100				Team's RPI: 55	RPI 101+			
RPI	S	Opponent	Score	RPI	S	Opponent	Score	RPI	S	Opponent	Score		RPI	S	Opponent	Score
8	A	Illinois	74 94	28	A	Chattanooga	46 61	64	H	Arkansas St.	74 76		134	H	Alabama	83 65
				30	A	Iowa	56 62						144	N	North Dakota	84 58
													152	A	Southern Ill.	70 63
													177	H	Samford	52 50
													281	A	Evansville	75 48
LAST 12 Division I GAMES:																
8	A	Illinois	74 94	281	A	Evansville	75 48	64	H	Arkansas St.	74 76		177	H	Samford	52 50
30	A	Iowa	56 62	134	H	Alabama	83 65						28	A	Chattanooga	46 61
144	N	North Dakota	84 58	152	A	Southern Ill.	70 63									

Non-Div I Games:

UT Martin

■ Loss, 
 ■ Non-Conf, 
 ■ S Site, 
 ■ H Home 
 ■ A Away 
 N Neutral

Average RPI Win:	125	WON-LOST	WINNING	LAST 10	STRENGTH OF	OPP. STRENGTH	TEAM	ADJ.	CONF.	ADJ CONF.
Average RPI Loss:	0	RECORD	PCT. RANK	GAMES	SCHEDULE	OF SCHEDULE	RPI	RPI	RPI	RPI
DIV. I ONLY	7- 0	1	7- 0	120	29	9	9	11	11	
DIV. I NON-CONF.	7- 0	1	7- 0	126	28	9	9	11	11	
TOTALS	RPI 1-25	RPI 26-50	W-L RECORDS	RPI 51-100	RPI 101-150	RPI 150+				
7- 0	0- 0	1- 0	OVERALL	1- 0	3- 0	2- 0				
6- 0	0- 0	1- 0	HOME	1- 0	2- 0	2- 0				
1- 0	0- 0	0- 0	AWAY	0- 0	1- 0	0- 0				
0- 0	0- 0	0- 0	NEUTRAL	0- 0	0- 0	0- 0				
7- 0	0- 0	1- 0	NON-CONFERENCE	1- 0	3- 0	2- 0				
6- 0	0- 0	1- 0	HOME	1- 0	2- 0	2- 0				
1- 0	0- 0	0- 0	AWAY	0- 0	1- 0	0- 0				
0- 0	0- 0	0- 0	NEUTRAL	0- 0	0- 0	0- 0				
0- 0	0- 0	0- 0	CONFERENCE	0- 0	0- 0	0- 0				
0- 0	0- 0	0- 0	HOME	0- 0	0- 0	0- 0				
0- 0	0- 0	0- 0	AWAY	0- 0	0- 0	0- 0				
0- 0	0- 0	0- 0	NEUTRAL	0- 0	0- 0	0- 0				

RPI	S	Opponent	Score	RPI	S	Opponent	Score	RPI	S	Opponent	Score	RPI	S	Opponent	Score
39	H	Idaho St.	67 54	82	H	UC Riverside	68 57	116	H	New Mexico	70 62	125	A	New Mexico St.	71 65
								126	H	Houston Baptist	98 63	162	H	Hampton	78 54
								224	H	Northern Ariz.	77 66				
LAST 12 Division I GAMES:															
125	A	New Mexico St.	71 65	39	H	Idaho St.	67 54	162	H	Hampton	78 54	224	H	Northern Ariz.	77 66
116	H	New Mexico	70 62	82	H	UC Riverside	68 57	126	H	Houston Baptist	98 63				

Non-Div I Games:

UTEP

Average RPI Win:	225	WON-LOST	WINNING	LAST 10	STRENGTH OF	OPP. STRENGTH	TEAM	ADJ.	CONF.	ADJ CONF.
Average RPI Loss:	119	RECORD	PCT. RANK	GAMES	SCHEDULE	OF SCHEDULE	RPI	RPI	RPI	RPI
DIV. I ONLY	3- 6	224	3- 5	93	215	139	139	23	23	
DIV. I NON-CONF.	3- 6	221	3- 6	100	217	141	141	24	24	
TOTALS	RPI 1-25	RPI 26-50	W-L RECORDS	RPI 51-100	RPI 101-150	RPI 150+				
3- 6	0- 1	0- 0	OVERALL	1- 2	0- 2	2- 1				
0- 0	0- 0	0- 0	HOME	0- 0	0- 0	0- 0				
2- 5	0- 1	0- 0	AWAY	0- 2	0- 1	2- 1				
1- 1	0- 0	0- 0	NEUTRAL	1- 0	0- 1	0- 0				
3- 6	0- 1	0- 0	NON-CONFERENCE	1- 2	0- 2	2- 1				
0- 0	0- 0	0- 0	HOME	0- 0	0- 0	0- 0				
2- 5	0- 1	0- 0	AWAY	0- 2	0- 1	2- 1				
1- 1	0- 0	0- 0	NEUTRAL	1- 0	0- 1	0- 0				
0- 0	0- 0	0- 0	CONFERENCE	0- 0	0- 0	0- 0				
0- 0	0- 0	0- 0	HOME	0- 0	0- 0	0- 0				
0- 0	0- 0	0- 0	AWAY	0- 0	0- 0	0- 0				
0- 0	0- 0	0- 0	NEUTRAL	0- 0	0- 0	0- 0				

RPI 1-25				RPI 26-50				RPI 51-100				RPI 101+ Team's RPI: 139			
RPI	S	Opponent	Score	RPI	S	Opponent	Score	RPI	S	Opponent	Score	RPI	S	Opponent	Score
25	A	Kansas St.	43 61					73	A	Oklahoma St.	54 78	103	N	East Carolina	59 70
								83	N	Cal Poly	66 58	145	A	Eastern Mich.	56 78
								100	A	TCU	67 71	270	A	A&M-Corpus Christi	46 49
												290	A	Incarnate Word	68 50
												301	A	UC Santa Barbara	62 60
LAST 12 Division I GAMES:															
73	A	Oklahoma St.	54 78	25	A	Kansas St.	43 61								
290	A	Incarnate Word	68 50	83	N	Cal Poly	66 58								
270	A	A&M-Corpus Christi	46 49	103	N	East Carolina	59 70								
100	A	TCU	67 71												
301	A	UC Santa Barbara	62 60												
145	A	Eastern Mich.	56 78												

Non-Div I Games: Concordia (TX) 90 44 Texas Lutheran 90 38

UTRGV

Loss, Non-Conf, S Site, Home Away N Neutral

Average RPI Win:	223	WON-LOST	WINNING	LAST 10	STRENGTH OF	OPP. STRENGTH	TEAM	ADJ.	CONF.	ADJ CONF.
Average RPI Loss:	67	RECORD	PCT. RANK	GAMES	SCHEDULE	OF SCHEDULE	RPI	RPI	RPI	RPI
DIV. I ONLY	2- 4	224	2- 4	121	59	184	184	11	11	
DIV. I NON-CONF.	2- 4	221	2- 4	127	58	185	185	11	11	
TOTALS	RPI 1-25	RPI 26-50	W-L RECORDS	RPI 51-100	RPI 101-150	RPI 150+				
2- 4	0- 1	0- 2	OVERALL	0- 0	1- 0	1- 1				
2- 0	0- 0	0- 0	HOME	0- 0	1- 0	1- 0				
0- 4	0- 1	0- 2	AWAY	0- 0	0- 0	0- 1				
0- 0	0- 0	0- 0	NEUTRAL	0- 0	0- 0	0- 0				
2- 4	0- 1	0- 2	NON-CONFERENCE	0- 0	1- 0	1- 1				
2- 0	0- 0	0- 0	HOME	0- 0	1- 0	1- 0				
0- 4	0- 1	0- 2	AWAY	0- 0	0- 0	0- 1				
0- 0	0- 0	0- 0	NEUTRAL	0- 0	0- 0	0- 0				
0- 0	0- 0	0- 0	CONFERENCE	0- 0	0- 0	0- 0				
0- 0	0- 0	0- 0	HOME	0- 0	0- 0	0- 0				
0- 0	0- 0	0- 0	AWAY	0- 0	0- 0	0- 0				
0- 0	0- 0	0- 0	NEUTRAL	0- 0	0- 0	0- 0				

RPI 1-25				RPI 26-50				RPI 51-100				RPI 101+ Team's RPI: 184			
RPI	S	Opponent	Score	RPI	S	Opponent	Score	RPI	S	Opponent	Score	RPI	S	Opponent	Score
21	A	Texas	53 90	32	A	Oklahoma	41 80					126	H	Houston Baptist	79 50
				42	A	Abilene Christian	60 79					171	A	Texas St.	64 72
												320	H	Illinois St.	77 51
LAST 12 Division I GAMES:															
42	A	Abilene Christian	60 79	32	A	Oklahoma	41 80								
21	A	Texas	53 90	171	A	Texas St.	64 72								
				126	H	Houston Baptist	79 50								
				320	H	Illinois St.	77 51								

Non-Div I Games:

UTSA

Average RPI Win:	206	WON-LOST	WINNING	LAST 10	STRENGTH OF	OPP. STRENGTH	TEAM	ADJ.	CONF.	ADJ CONF.
Average RPI Loss:	27	RECORD	PCT. RANK	GAMES	SCHEDULE	OF SCHEDULE	RPI	RPI	RPI	RPI
DIV. I ONLY	5- 3	119	5- 3	152	40	129	129	1	1	
DIV. I NON-CONF.	5- 3	119	5- 3	156	40	129	129	1	1	
TOTALS	RPI 1-25	RPI 26-50	W-L RECORDS	RPI 51-100	RPI 101-150	RPI 150+				
5- 3	0- 1	0- 2	OVERALL	0- 0	2- 0	3- 0				
5- 0	0- 0	0- 0	HOME	0- 0	2- 0	3- 0				
0- 1	0- 1	0- 0	AWAY	0- 0	0- 0	0- 0				
0- 2	0- 0	0- 2	NEUTRAL	0- 0	0- 0	0- 0				
5- 3	0- 1	0- 2	NON-CONFERENCE	0- 0	2- 0	3- 0				
5- 0	0- 0	0- 0	HOME	0- 0	2- 0	3- 0				
0- 1	0- 1	0- 0	AWAY	0- 0	0- 0	0- 0				
0- 2	0- 0	0- 2	NEUTRAL	0- 0	0- 0	0- 0				
0- 0	0- 0	0- 0	CONFERENCE	0- 0	0- 0	0- 0				
0- 0	0- 0	0- 0	HOME	0- 0	0- 0	0- 0				
0- 0	0- 0	0- 0	AWAY	0- 0	0- 0	0- 0				
0- 0	0- 0	0- 0	NEUTRAL	0- 0	0- 0	0- 0				

RPI 1-25				RPI 26-50				RPI 51-100				RPI 101+ Team's RPI: 129			
RPI	S	Opponent	Score	RPI	S	Opponent	Score	RPI	S	Opponent	Score	RPI	S	Opponent	Score
13	A	BYU	59 73	32	N	Oklahoma	55 70					117	H	South Dakota	66 59
				36	N	Boston College	51 76					128	H	Creighton	74 58
												200	H	George Mason	74 62
												267	H	CSUN	97 56
												318	H	Lamar	71 67
LAST 12 Division I GAMES:															
13	A	BYU	59 73	32	N	Oklahoma	55 70								
128	H	Creighton	74 58	200	H	George Mason	74 62								
267	H	CSUN	97 56	318	H	Lamar	71 67								
36	N	Boston College	51 76	117	H	South Dakota	66 59								

Non-Div I Games:

Utah



Average RPI Win:	151	WON-LOST	WINNING	LAST 10	STRENGTH OF	OPP. STRENGTH	TEAM	ADJ.	CONF.	ADJ CONF.
Average RPI Loss:	91	RECORD	PCT. RANK	GAMES	SCHEDULE	OF SCHEDULE	RPI	RPI	RPI	RPI
DIV. I ONLY	2- 4	224	2- 4	230	20	206	206	18	18	
DIV. I NON-CONF.	2- 4	221	2- 4	236	20	207	207	18	18	
TOTALS	RPI 1-25	RPI 26-50	W-L RECORDS	RPI 51-100	RPI 101-150	RPI 150+				
2- 4	0- 1	0- 1	OVERALL	0- 0	1- 1	1- 1				
1- 1	0- 0	0- 0	HOME	0- 0	1- 1	0- 0				
1- 3	0- 1	0- 1	AWAY	0- 0	0- 0	1- 1				
0- 0	0- 0	0- 0	NEUTRAL	0- 0	0- 0	0- 0				
2- 4	0- 1	0- 1	NON-CONFERENCE	0- 0	1- 1	1- 1				
1- 1	0- 0	0- 0	HOME	0- 0	1- 1	0- 0				
1- 3	0- 1	0- 1	AWAY	0- 0	0- 0	1- 1				
0- 0	0- 0	0- 0	NEUTRAL	0- 0	0- 0	0- 0				
0- 0	0- 0	0- 0	CONFERENCE	0- 0	0- 0	0- 0				
0- 0	0- 0	0- 0	HOME	0- 0	0- 0	0- 0				
0- 0	0- 0	0- 0	AWAY	0- 0	0- 0	0- 0				
0- 0	0- 0	0- 0	NEUTRAL	0- 0	0- 0	0- 0				

RPI 1-25				RPI 26-50				RPI 51-100				RPI 101+ Team's RPI: 206			
RPI	S	Opponent	Score	RPI	S	Opponent	Score	RPI	S	Opponent	Score	RPI	S	Opponent	Score
13	A	BYU	69 81	39	A	Idaho St.	67 81					122	H	Sacramento St.	86 95
												130	H	Pacific	78 70
												172	A	Utah Valley	76 72
												189	A	Northern Colo.	60 74
LAST 12 Division I GAMES:															
189	A	Northern Colo.	60 74	172	A	Utah Valley	76 72								
13	A	BYU	69 81	39	A	Idaho St.	67 81								
130	H	Pacific	78 70												
122	H	Sacramento St.	86 95												

Non-Div I Games: Westminster (UT) 74 67 Haskell 90 63

Utah St.

Loss, Non-Conf, S Site, H Home A Away N Neutral

Average RPI Win: 229		WON-LOST	WINNING	LAST 10	STRENGTH OF	OPP. STRENGTH	TEAM	ADJ.	CONF.	ADJ CONF.
Average RPI Loss: 145		RECORD	PCT. RANK	GAMES	SCHEDULE	OF SCHEDULE	RPI	RPI	RPI	RPI
DIV. I ONLY		4- 6	197	4- 5	105	317	172	172	23	23
DIV. I NON-CONF.		4- 6	197	4- 6	112	316	172	172	24	24
TOTALS	RPI 1-25	RPI 26-50		W-L RECORDS		RPI 51-100	RPI 101-150	RPI 150+		
4- 6	0- 1	0- 0		OVERALL		0- 0	1- 2	3- 3		
2- 1	0- 0	0- 0		HOME		0- 0	1- 0	1- 1		
2- 4	0- 1	0- 0		AWAY		0- 0	0- 1	2- 2		
0- 1	0- 0	0- 0		NEUTRAL		0- 0	0- 1	0- 0		
4- 6	0- 1	0- 0		NON-CONFERENCE		0- 0	1- 2	3- 3		
2- 1	0- 0	0- 0		HOME		0- 0	1- 0	1- 1		
2- 4	0- 1	0- 0		AWAY		0- 0	0- 1	2- 2		
0- 1	0- 0	0- 0		NEUTRAL		0- 0	0- 1	0- 0		
0- 0	0- 0	0- 0		CONFERENCE		0- 0	0- 0	0- 0		
0- 0	0- 0	0- 0		HOME		0- 0	0- 0	0- 0		
0- 0	0- 0	0- 0		AWAY		0- 0	0- 0	0- 0		
0- 0	0- 0	0- 0		NEUTRAL		0- 0	0- 0	0- 0		

RPI 1-25					
RPI	S	Opponent	Score		
13	A	BYU	62	78	
RPI 26-50					
RPI	S	Opponent	Score		
RPI 51-100					
RPI	S	Opponent	Score		
Team's RPI: 172					
RPI 101+					
RPI	S	Opponent	Score		
106	H	San Francisco	94	88	
113	A	Oregon	68	79	
134	N	Alabama	60	67	
183	A	Weber St.	56	61	
185	A	Boise St.	72	70	
206	H	Utah St.	72	76	
219	A	Eastern Wash.	64	68	
309	H	Southern Utah	70	58	
315	A	Nevada	73	65	
LAST 12 Division I GAMES:					
183	A	Weber St.	56	61	113 A Oregon 68 79
206	H	Utah St.	72	76	219 A Eastern Wash. 64 68
309	H	Southern Utah	70	58	134 N Alabama 60 67
13	A	BYU	62	78	315 A Nevada 73 65
					106 H San Francisco 94 88
					185 A Boise St. 72 70

Non-Div I Games:	Bethesda (CA)	91	64	Dixie St.	77	63
------------------	---------------	----	----	-----------	----	----

Utah Valley

■ Loss, ■ Non-Conf, S Site, H Home A Away N Neutral

Through Games of Dec. 19, 1919										
Average RPI Win:	163	WON-LOST	WINNING	LAST 10	STRENGTH OF	OPP. STRENGTH	TEAM	ADJ.	CONF.	ADJ CONF.
Average RPI Loss:	126	RECORD	PCT. RANK	GAMES	SCHEDULE	OF SCHEDULE	RPI	RPI	RPI	RPI
DIV. I ONLY	7- 2	52	7- 2	148	82	63	63	8	8	
DIV. I NON-CONF.	7- 2	50	7- 2	153	82	64	64	8	8	
-----										
TOTALS	RPI 1-25	RPI 26-50		W-L RECORDS		RPI 51-100	RPI 101-150	RPI 150+		
7- 2	0- 0	0- 0		OVERALL		1- 0	1- 2	5- 0		
5- 0	0- 0	0- 0		HOME		0- 0	1- 0	4- 0		
2- 1	0- 0	0- 0		AWAY		1- 0	0- 0	1- 0		
0- 1	0- 0	0- 0		NEUTRAL		0- 0	0- 1	0- 0		
7- 2	0- 0	0- 0		NON-CONFERENCE		1- 0	1- 2	5- 0		
5- 0	0- 0	0- 0		HOME		0- 0	1- 0	4- 0		
2- 1	0- 0	0- 0		AWAY		1- 0	0- 1	1- 0		
0- 1	0- 0	0- 0		NEUTRAL		0- 0	0- 1	0- 0		
0- 0	0- 0	0- 0		CONFERENCE		0- 0	0- 0	0- 0		
0- 0	0- 0	0- 0		HOME		0- 0	0- 0	0- 0		
0- 0	0- 0	0- 0		AWAY		0- 0	0- 0	0- 0		
0- 0	0- 0	0- 0		NEUTRAL		0- 0	0- 0	0- 0		

RPI 1-25				RPI 26-50				RPI 51-100				Team's RPI: 63		RPI 101+			
RPI	S	Opponent	Score	RPI	S	Opponent	Score	RPI	S	Opponent	Score			RPI	S	Opponent	Score
								51	A	Arizona St.	57 48			112	N	Toledo	61 80
														127	H	Furman	67 45
														140	A	IUPUI	69 70
														151	H	Coppin St.	73 42
														159	A	Iona	74 58
														176	H	Campbell	57 34
														213	H	UNCW	58 45
														265	H	UMES	63 39
LAST 12 Division I GAMES:																	
				265	H	UMES	63 39					127	H	Furman	67 45		
				112	N	Toledo	61 80					176	H	Campbell	57 34		
				51	A	Arizona St.	57 48					140	A	IUPUI	69 70		
				213	H	UNCW	58 45					159	A	Iona	74 58		
												151	H	Coppin St.	73 42		

Non-Div I Games:

VCU

## Valparaiso

Through Games Of Dec. 13, 2015

Average RPI Win:	0	WON-LOST	WINNING	LAST 10	STRENGTH OF	OPP. STRENGTH	TEAM	ADJ.	CONF.	ADJ CONF.
Average RPI Loss:	149	RECORD	PCT. RANK	GAMES	SCHEDULE	OF SCHEDULE	RPI	RPI	RPI	RPI
DIV. I ONLY	0- 7	332	0- 7	80	229	289	289	10	10	
DIV. I NON-CONF.	0- 7	327	0- 7	86	230	293	293	10	10	
TOTALS	RPI 1-25	RPI 26-50	W-L RECORDS	RPI 51-100	RPI 101-150	RPI 150+				
0- 7	0- 1	0- 0	OVERALL	0- 1	0- 2	0- 3				
0- 3	0- 1	0- 0	HOME	0- 0	0- 0	0- 2				
0- 3	0- 0	0- 0	AWAY	0- 1	0- 2	0- 0				
0- 1	0- 0	0- 0	NEUTRAL	0- 0	0- 0	0- 1				
0- 7	0- 1	0- 0	NON-CONFERENCE	0- 1	0- 2	0- 3				
0- 3	0- 1	0- 0	HOME	0- 0	0- 0	0- 2				
0- 3	0- 0	0- 0	AWAY	0- 1	0- 2	0- 0				
0- 1	0- 0	0- 0	NEUTRAL	0- 0	0- 0	0- 1				
0- 0	0- 0	0- 0	CONFERENCE	0- 0	0- 0	0- 0				
0- 0	0- 0	0- 0	HOME	0- 0	0- 0	0- 0				
0- 0	0- 0	0- 0	AWAY	0- 0	0- 0	0- 0				
0- 0	0- 0	0- 0	NEUTRAL	0- 0	0- 0	0- 0				

RPI 1-25				RPI 26-50				RPI 51-100				RPI 101+ Team's RPI: 289			
RPI	S	Opponent	Score	RPI	S	Opponent	Score	RPI	S	Opponent	Score	RPI	S	Opponent	Score
4	H	Notre Dame	54 110					94	A	Louisville	42 75	119	A	San Diego	60 76
												132	A	Butler	53 72
												189	N	Northern Colo.	63 77
												245	H	Akron	74 85
												263	H	Miami (OH)	72 75
LAST 12 Division I GAMES:															
				94	A	Louisville	42 75	245	H	Akron	74 85				
				263	H	Miami (OH)	72 75								
				189	N	Northern Colo.	63 77								
				119	A	San Diego	60 76								
				4	H	Notre Dame	54 110								
				132	A	Butler	53 72								

Non-Div I Games: Ind.-Northwest 79 57 Cardinal Stritch 63 62

Valparaiso

Loss, 
Non-Conf, S Site, 
H Home
A Away 
N Neutral

Vanderbilt

Through Games Of Dec. 13, 2015

Average RPI Win:	227	WON-LOST	WINNING	LAST 10	STRENGTH OF	OPP. STRENGTH	TEAM	ADJ.	CONF.	ADJ CONF.
Average RPI Loss:	26	RECORD	PCT. RANK	GAMES	SCHEDULE	OF SCHEDULE	RPI	RPI	RPI	RPI
DIV. I ONLY	8- 2	41	8- 2	332	23	150	150	4	4	
DIV. I NON-CONF.	8- 2	40	8- 2	331	23	153	153	4	4	
TOTALS	RPI 1-25	RPI 26-50	W-L RECORDS	RPI 51-100	RPI 101-150	RPI 150+				
8- 2	0- 1	1- 1	OVERALL	0- 0	0- 0	7- 0				
7- 0	0- 0	1- 0	HOME	0- 0	0- 0	6- 0				
1- 2	0- 1	0- 1	AWAY	0- 0	0- 0	1- 0				
0- 0	0- 0	0- 0	NEUTRAL	0- 0	0- 0	0- 0				
8- 2	0- 1	1- 1	NON-CONFERENCE	0- 0	0- 0	7- 0				
7- 0	0- 0	1- 0	HOME	0- 0	0- 0	6- 0				
1- 2	0- 1	0- 1	AWAY	0- 0	0- 0	1- 0				
0- 0	0- 0	0- 0	NEUTRAL	0- 0	0- 0	0- 0				
0- 0	0- 0	0- 0	CONFERENCE	0- 0	0- 0	0- 0				
0- 0	0- 0	0- 0	HOME	0- 0	0- 0	0- 0				
0- 0	0- 0	0- 0	AWAY	0- 0	0- 0	0- 0				
0- 0	0- 0	0- 0	NEUTRAL	0- 0	0- 0	0- 0				

RPI 1-25				RPI 26-50				RPI 51-100				RPI 101+ Team's RPI: 150			
RPI	S	Opponent	Score	RPI	S	Opponent	Score	RPI	S	Opponent	Score	RPI	S	Opponent	Score
12	A	Green Bay	56 58	40	A	Dayton	56 81					193	H	ETSU	65 39
				47	H	Ohio	62 59					198	A	Drexel	74 64
												222	H	Presbyterian	56 38
												260	H	Troy	97 43
												262	H	Austin Peay	73 56
												298	H	Mississippi Val.	89 39
												339	H	Air Force	86 29
LAST 12 Division I GAMES:															
222	H	Presbyterian	56 38	260	H	Troy	97 43								
12	A	Green Bay	56 58	193	H	ETSU	65 39								
40	A	Dayton	56 81	198	A	Drexel	74 64								
298	H	Mississippi Val.	89 39	339	H	Air Force	86 29								
				47	H	Ohio	62 59								
				262	H	Austin Peay	73 56								

Non-Div I Games:

Vanderbilt

Loss, Non-Conf, S Site, H Home A Away N Neutral

Average RPI Win:	306	WON-LOST	WINNING	LAST 10	STRENGTH OF	OPP. STRENGTH	TEAM	ADJ.	CONF.	ADJ CONF.
Average RPI Loss:	237	RECORD	PCT. RANK	GAMES	SCHEDULE	OF SCHEDULE	RPI	RPI	RPI	RPI
DIV. I ONLY	3- 6	224	3- 6	331	325	328	328	22	22	
DIV. I NON-CONF.	3- 6	221	3- 6	330	325	330	330	22	22	
TOTALS	RPI 1-25	RPI 26-50	W-L RECORDS	RPI 51-100	RPI 101-150	RPI 150+				
3- 6	0- 0	0- 0	OVERALL	0- 0	0- 1	3- 5				
2- 2	0- 0	0- 0	HOME	0- 0	0- 0	2- 2				
1- 4	0- 0	0- 0	AWAY	0- 0	0- 1	1- 3				
0- 0	0- 0	0- 0	NEUTRAL	0- 0	0- 0	0- 0				
3- 6	0- 0	0- 0	NON-CONFERENCE	0- 0	0- 1	3- 5				
2- 2	0- 0	0- 0	HOME	0- 0	0- 0	2- 2				
1- 4	0- 0	0- 0	AWAY	0- 0	0- 1	1- 3				
0- 0	0- 0	0- 0	NEUTRAL	0- 0	0- 0	0- 0				
0- 0	0- 0	0- 0	CONFERENCE	0- 0	0- 0	0- 0				
0- 0	0- 0	0- 0	HOME	0- 0	0- 0	0- 0				
0- 0	0- 0	0- 0	AWAY	0- 0	0- 0	0- 0				
0- 0	0- 0	0- 0	NEUTRAL	0- 0	0- 0	0- 0				

RPI 1-25			RPI 26-50			RPI 51-100			RPI 101+			Team's RPI: 328
RPI	S	Opponent	Score	RPI	S	Opponent	Score	RPI	S	Opponent	Score	
								138	A	Brown	54	71
								156	H	Quinnipiac	65	77
								216	A	Columbia	56	73
								277	H	Central Conn. St.	79	63
								293	A	Bryant	52	68
								294	A	Holy Cross	63	77
								304	H	Sacred Heart	53	51
								323	H	St. Francis Brooklyn	55	59
								337	A	Dartmouth	56	54
LAST 12 Division I GAMES:												
337	A	Dartmouth	56	54	294	A	Holy Cross	63	77			
304	H	Sacred Heart	53	51	156	H	Quinnipiac	65	77			
277	H	Central Conn. St.	79	63	323	H	St. Francis Brooklyn	55	59			
					138	A	Brown	54	71			
					293	A	Bryant	52	68			
					216	A	Columbia	56	73			

Non-Div I Games:

Vermont

Average RPI Win:	170	WON-LOST	WINNING	LAST 10	STRENGTH OF	OPP. STRENGTH	TEAM	ADJ.	CONF.	ADJ CONF.
Average RPI Loss:	76	RECORD	PCT. RANK	GAMES	SCHEDULE	OF SCHEDULE	RPI	RPI	RPI	RPI
DIV. I ONLY	5- 4	143	5- 4	92	75	84	84	6	6	
DIV. I NON-CONF.	5- 4	145	5- 4	99	74	84	84	6	6	
TOTALS	RPI 1-25	RPI 26-50	W-L RECORDS	RPI 51-100	RPI 101-150	RPI 150+				
5- 4	0- 0	1- 0	OVERALL	0- 3	1- 1	3- 0				
2- 0	0- 0	1- 0	HOME	0- 0	0- 0	1- 0				
1- 3	0- 0	0- 0	AWAY	0- 2	0- 1	1- 0				
2- 1	0- 0	0- 0	NEUTRAL	0- 1	1- 0	1- 0				
5- 4	0- 0	1- 0	NON-CONFERENCE	0- 3	1- 1	3- 0				
2- 0	0- 0	1- 0	HOME	0- 0	0- 0	1- 0				
1- 3	0- 0	0- 0	AWAY	0- 2	0- 1	1- 0				
2- 1	0- 0	0- 0	NEUTRAL	0- 1	1- 0	1- 0				
0- 0	0- 0	0- 0	CONFERENCE	0- 0	0- 0	0- 0				
0- 0	0- 0	0- 0	HOME	0- 0	0- 0	0- 0				
0- 0	0- 0	0- 0	AWAY	0- 0	0- 0	0- 0				
0- 0	0- 0	0- 0	NEUTRAL	0- 0	0- 0	0- 0				

RPI 1-25				RPI 26-50				RPI 51-100				Team's RPI: 84	RPI 101+			
RPI	S	Opponent	Score	RPI	S	Opponent	Score	RPI	S	Opponent	Score		RPI	S	Opponent	Score
				50	H	Saint Joseph's	55 49	54	N	St. Mary's (CA)	60 67		102	A	Temple	55 61
								57	A	North Carolina St.	64 70		122	N	Sacramento St.	78 54
								91	A	George Washington	70 78		198	N	Drexel	67 55
													208	A	Lehigh	65 44
													271	H	Loyola Maryland	67 55
LAST 12 Division I GAMES:																
				91	A	George Washington	70 78	198	N	Drexel	67 55					
				54	N	St. Mary's (CA)	60 67	50	H	Saint Joseph's	55 49					
				122	N	Sacramento St.	78 54	271	H	Loyola Maryland	67 55					
				102	A	Temple	55 61	57	A	North Carolina St.	64 70					
				208	A	Lehigh	65 44									

Non-Div I Games:

Villanova

■ Loss, 
 ■ Non-Conf, 
 ■ S Site, 
 ■ H Home 
 ■ A Away 
 N Neutral

Average RPI Win:	203	WON-LOST	WINNING	LAST 10	STRENGTH OF	OPP. STRENGTH	TEAM	ADJ.	CONF.	ADJ CONF.
Average RPI Loss:	38	RECORD	PCT. RANK	GAMES	SCHEDULE	OF SCHEDULE	RPI	RPI	RPI	RPI
DIV. I ONLY	7- 3	91	7- 3	137	108	95	95	5	5	
DIV. I NON-CONF.	7- 3	92	7- 3	144	110	97	97	5	5	
TOTALS	RPI 1-25	RPI 26-50	W-L RECORDS	RPI 51-100	RPI 101-150	RPI 150+				
7- 3	1- 1	0- 1	OVERALL	1- 1	1- 0	4- 0				
4- 1	0- 0	0- 1	HOME	0- 0	0- 0	4- 0				
2- 0	0- 0	0- 0	AWAY	1- 0	1- 0	0- 0				
1- 2	1- 1	0- 0	NEUTRAL	0- 1	0- 0	0- 0				
7- 3	1- 1	0- 1	NON-CONFERENCE	1- 1	1- 0	4- 0				
4- 1	0- 0	0- 1	HOME	0- 0	0- 0	4- 0				
2- 0	0- 0	0- 0	AWAY	1- 0	1- 0	0- 0				
1- 2	1- 1	0- 0	NEUTRAL	0- 1	0- 0	0- 0				
0- 0	0- 0	0- 0	CONFERENCE	0- 0	0- 0	0- 0				
0- 0	0- 0	0- 0	HOME	0- 0	0- 0	0- 0				
0- 0	0- 0	0- 0	AWAY	0- 0	0- 0	0- 0				
0- 0	0- 0	0- 0	NEUTRAL	0- 0	0- 0	0- 0				

RPI 1-25				RPI 26-50				RPI 51-100				Team's RPI: 95				RPI 101+			
RPI	S	Opponent	Score	RPI	S	Opponent	Score	RPI	S	Opponent	Score	RPI	S	Opponent	Score	RPI	S	Opponent	Score
12	N	Green Bay	68 59	30	H	Iowa	73 85	69	N	Tulane	62 67	121	A	Middle Tenn.	70 66				
16	N	Rutgers	48 60					72	A	Auburn	69 52	254	H	Bowling Green	68 39				
												282	H	NJIT	81 54				
												332	H	Longwood	81 46				
												348	H	Norfolk St.	86 50				
LAST 12 Division I GAMES:																			
				30	H	Iowa	73 85	254	H	Bowling Green	68 39								
				69	N	Tulane	62 67	282	H	NJIT	81 54								
				16	N	Rutgers	48 60	348	H	Norfolk St.	86 50								
				12	N	Green Bay	68 59	121	A	Middle Tenn.	70 66								
				332	H	Longwood	81 46												
				72	A	Auburn	69 52												

Non-Div I Games:

Virginia



Average RPI Win:	185	WON-LOST	WINNING	LAST 10	STRENGTH OF	OPP. STRENGTH	TEAM	ADJ.	CONF.	ADJ CONF.
Average RPI Loss:	61	RECORD	PCT. RANK	GAMES	SCHEDULE	OF SCHEDULE	RPI	RPI	RPI	RPI
DIV. I ONLY	9- 1	15	9- 1	272	18	67	67	5	5	
DIV. I NON-CONF.	9- 1	15	9- 1	276	18	68	68	5	5	
TOTALS	RPI 1-25	RPI 26-50	W-L RECORDS	RPI 51-100	RPI 101-150	RPI 150+				
9- 1	0- 0	1- 0	OVERALL	0- 1	1- 0	7- 0				
7- 0	0- 0	0- 0	HOME	0- 0	1- 0	6- 0				
2- 1	0- 0	1- 0	AWAY	0- 1	0- 0	1- 0				
0- 0	0- 0	0- 0	NEUTRAL	0- 0	0- 0	0- 0				
9- 1	0- 0	1- 0	NON-CONFERENCE	0- 1	1- 0	7- 0				
7- 0	0- 0	0- 0	HOME	0- 0	1- 0	6- 0				
2- 1	0- 0	1- 0	AWAY	0- 1	0- 0	1- 0				
0- 0	0- 0	0- 0	NEUTRAL	0- 0	0- 0	0- 0				
0- 0	0- 0	0- 0	CONFERENCE	0- 0	0- 0	0- 0				
0- 0	0- 0	0- 0	HOME	0- 0	0- 0	0- 0				
0- 0	0- 0	0- 0	AWAY	0- 0	0- 0	0- 0				
0- 0	0- 0	0- 0	NEUTRAL	0- 0	0- 0	0- 0				

RPI S	Opponent	Score	RPI S	Opponent	Score	RPI S	Opponent	Score	RPI S	Opponent	Score
			29 A	Tennessee	57 43	61 A	Georgetown	56 73	115 H	Col. of Charleston	81 47
									151 H	Coppin St.	72 39
									164 A	Penn St.	64 59
									188 H	Providence	62 46
									200 H	George Mason	80 63
									222 H	Presbyterian	58 44
									297 H	Wofford	73 42
									302 H	Morgan St.	73 33
LAST 12 Division I GAMES:											
297 H	Wofford	73 42	151 H	Coppin St.	72 39						
115 H	Col. of Charleston	81 47	302 H	Morgan St.	73 33						
188 H	Providence	62 46	29 A	Tennessee	57 43						
61 A	Georgetown	56 73	164 A	Penn St.	64 59						
200 H	George Mason	80 63									
222 H	Presbyterian	58 44									

Non-Div I Games:

Virginia Tech

Average RPI Win:	307	WON-LOST	WINNING	LAST 10	STRENGTH OF	OPP. STRENGTH	TEAM	ADJ.	CONF.	ADJ CONF.
Average RPI Loss:	170	RECORD	PCT. RANK	GAMES	SCHEDULE	OF SCHEDULE	RPI	RPI	RPI	RPI
DIV. I ONLY	2- 6	261	2- 6	320	133	325	325	32	32	
DIV. I NON-CONF.	2- 6	258	2- 6	322	136	326	326	32	32	
TOTALS	RPI 1-25	RPI 26-50	W-L RECORDS	RPI 51-100	RPI 101-150	RPI 150+				
2- 6	0- 1	0- 0	OVERALL	0- 0	0- 2	2- 3				
2- 1	0- 0	0- 0	HOME	0- 0	0- 0	2- 1				
0- 5	0- 1	0- 0	AWAY	0- 0	0- 2	0- 2				
0- 0	0- 0	0- 0	NEUTRAL	0- 0	0- 0	0- 0				
2- 6	0- 1	0- 0	NON-CONFERENCE	0- 0	0- 2	2- 3				
2- 1	0- 0	0- 0	HOME	0- 0	0- 0	2- 1				
0- 5	0- 1	0- 0	AWAY	0- 0	0- 2	0- 2				
0- 0	0- 0	0- 0	NEUTRAL	0- 0	0- 0	0- 0				
0- 0	0- 0	0- 0	CONFERENCE	0- 0	0- 0	0- 0				
0- 0	0- 0	0- 0	HOME	0- 0	0- 0	0- 0				
0- 0	0- 0	0- 0	AWAY	0- 0	0- 0	0- 0				
0- 0	0- 0	0- 0	NEUTRAL	0- 0	0- 0	0- 0				

RPI 1-25				RPI 26-50			RPI 51-100			RPI 101+			Team's RPI: 325
RPI	S	Opponent	Score	RPI	S	Opponent	RPI	S	Opponent	RPI	S	Opponent	Score
18	A	Ohio St.	47 106							133	A	Yale	60 78
										146	A	Pittsburgh	41 67
										195	H	Ole Miss	49 86
										227	A	Old Dominion	57 71
										282	H	NJIT	76 53
										300	A	Delaware St.	44 66
										331	H	Lafayette	69 48
LAST 12 Division I GAMES:													
227	A	Old Dominion	57 71	300	A	Delaware St.	44 66						
146	A	Pittsburgh	41 67	331	H	Lafayette	69 48						
				133	A	Yale	60 78						
				282	H	NJIT	76 53						
				195	H	Ole Miss	49 86						
				18	A	Ohio St.	47 106						

Non-Div I Games:

Wagner

## Wake Forest

Through Games Of Dec. 13, 2015

Average RPI Win:	193	WON-LOST	WINNING	LAST 10	STRENGTH OF	OPP. STRENGTH	TEAM	ADJ.	CONF.	ADJ CONF.
Average RPI Loss:	92	RECORD	PCT. RANK	GAMES	SCHEDULE	OF SCHEDULE	RPI	RPI	RPI	RPI
DIV. I ONLY	5- 3	119	5- 3	197	94	166	166	5	5	
DIV. I NON-CONF.	5- 3	119	5- 3	202	94	165	165	5	5	
TOTALS	RPI 1-25	RPI 26-50	W-L RECORDS	RPI 51-100	RPI 101-150	RPI 150+				
5- 3	0- 1	0- 0	OVERALL	0- 1	2- 0	3- 1				
4- 2	0- 0	0- 0	HOME	0- 1	2- 0	2- 1				
1- 1	0- 1	0- 0	AWAY	0- 0	0- 0	1- 0				
0- 0	0- 0	0- 0	NEUTRAL	0- 0	0- 0	0- 0				
5- 3	0- 1	0- 0	NON-CONFERENCE	0- 1	2- 0	3- 1				
4- 2	0- 0	0- 0	HOME	0- 1	2- 0	2- 1				
1- 1	0- 1	0- 0	AWAY	0- 0	0- 0	1- 0				
0- 0	0- 0	0- 0	NEUTRAL	0- 0	0- 0	0- 0				
0- 0	0- 0	0- 0	CONFERENCE	0- 0	0- 0	0- 0				
0- 0	0- 0	0- 0	HOME	0- 0	0- 0	0- 0				
0- 0	0- 0	0- 0	AWAY	0- 0	0- 0	0- 0				
0- 0	0- 0	0- 0	NEUTRAL	0- 0	0- 0	0- 0				

RPI 1-25				RPI 26-50				RPI 51-100				RPI 101+ Team's RPI: 166			
RPI	S	Opponent	Score	RPI	S	Opponent	Score	RPI	S	Opponent	Score	RPI	S	Opponent	Score
19	A	Missouri	81 94					97	H	Belmont	64 78	131	H	Davidson	77 58
												147	H	LSU	60 57
												160	H	Wisconsin	51 64
												193	H	ETSU	69 52
												217	A	American	71 70
												278	H	La Salle	61 53
LAST 12 Division I GAMES:															
				97	H	Belmont	64 78	19	A	Missouri	81 94				
				160	H	Wisconsin	51 64	131	H	Davidson	77 58				
				217	A	American	71 70	193	H	ETSU	69 52				
				278	H	La Salle	61 53	147	H	LSU	60 57				

Non-Div I Games:

Wake Forest

■ Loss, 
■ Non-Conf, S Site, 
■ Home 
■ Away 
N Neutral

Average RPI Win:	151	WON-LOST	WINNING	LAST 10	STRENGTH OF	OPP. STRENGTH	TEAM	ADJ.	CONF.	ADJ CONF.
Average RPI Loss:	46	RECORD	PCT. RANK	GAMES	SCHEDULE	OF SCHEDULE	RPI	RPI	RPI	RPI
DIV. I ONLY	7- 2	52	7- 2	82	58	49	49	1	1	
DIV. I NON-CONF.	7- 2	50	7- 2	88	57	49	49	1	1	
TOTALS	RPI 1-25	RPI 26-50	W-L RECORDS	RPI 51-100	RPI 101-150	RPI 150+				
7- 2	0- 0	1- 1	OVERALL	1- 1	1- 0	4- 0				
4- 1	0- 0	1- 1	HOME	0- 0	0- 0	3- 0				
2- 0	0- 0	0- 0	AWAY	0- 0	1- 0	1- 0				
1- 1	0- 0	0- 0	NEUTRAL	1- 1	0- 0	0- 0				
7- 2	0- 0	1- 1	NON-CONFERENCE	1- 1	1- 0	4- 0				
4- 1	0- 0	1- 1	HOME	0- 0	0- 0	3- 0				
2- 0	0- 0	0- 0	AWAY	0- 0	1- 0	1- 0				
1- 1	0- 0	0- 0	NEUTRAL	1- 1	0- 0	0- 0				
0- 0	0- 0	0- 0	CONFERENCE	0- 0	0- 0	0- 0				
0- 0	0- 0	0- 0	HOME	0- 0	0- 0	0- 0				
0- 0	0- 0	0- 0	AWAY	0- 0	0- 0	0- 0				
0- 0	0- 0	0- 0	NEUTRAL	0- 0	0- 0	0- 0				

RPI 1-25				RPI 26-50		Team's RPI: 49		RPI 51-100				RPI 101+			
RPI	S	Opponent	Score	RPI	S	Opponent	Score	RPI	S	Opponent	Score	RPI	S	Opponent	Score
				26	H	Santa Clara	100 55	59	N	Syracuse	62 66	117	A	South Dakota	77 64
				32	H	Oklahoma	68 71	70	N	Texas Tech	77 73	163	H	Seattle	96 55
												181	A	Fresno St.	89 79
												240	H	Portland	83 65
												261	H	San Diego St.	80 51
LAST 12 Division I GAMES:															
				240	H	Portland	83 65	117	A	South Dakota	77 64				
				70	N	Texas Tech	77 73	32	H	Oklahoma	68 71				
				59	N	Syracuse	62 66	26	H	Santa Clara	100 55				
				261	H	San Diego St.	80 51								
				181	A	Fresno St.	89 79								
				163	H	Seattle	96 55								

Non-Div I Games:

Washington

■ Loss, 
 ■ Non-Conf, S Site, 
 ■ Home 
 ■ Away 
 N Neutral

Average RPI Win:	200	WON-LOST	WINNING	LAST 10	STRENGTH OF	OPP. STRENGTH	TEAM	ADJ.	CONF.	ADJ CONF.
Average RPI Loss:	64	RECORD	PCT. RANK	GAMES	SCHEDULE	OF SCHEDULE	RPI	RPI	RPI	RPI
DIV. I ONLY	8- 2	41	8- 2	206	78	62	62	1	1	
DIV. I NON-CONF.	8- 2	40	8- 2	210	78	63	63	1	1	
TOTALS	RPI 1-25	RPI 26-50	W-L RECORDS	RPI 51-100	RPI 101-150	RPI 150+				
8- 2	0- 0	0- 0	OVERALL	1- 2	1- 0	6- 0				
4- 0	0- 0	0- 0	HOME	1- 0	0- 0	3- 0				
3- 2	0- 0	0- 0	AWAY	0- 2	1- 0	2- 0				
1- 0	0- 0	0- 0	NEUTRAL	0- 0	0- 0	1- 0				
8- 2	0- 0	0- 0	NON-CONFERENCE	1- 2	1- 0	6- 0				
4- 0	0- 0	0- 0	HOME	1- 0	0- 0	3- 0				
3- 2	0- 0	0- 0	AWAY	0- 2	1- 0	2- 0				
1- 0	0- 0	0- 0	NEUTRAL	0- 0	0- 0	1- 0				
0- 0	0- 0	0- 0	CONFERENCE	0- 0	0- 0	0- 0				
0- 0	0- 0	0- 0	HOME	0- 0	0- 0	0- 0				
0- 0	0- 0	0- 0	AWAY	0- 0	0- 0	0- 0				
0- 0	0- 0	0- 0	NEUTRAL	0- 0	0- 0	0- 0				

RPI 1-25				RPI 26-50				RPI 51-100				Team's RPI: 62				RPI 101+			
RPI	S	Opponent	Score	RPI	S	Opponent	Score	RPI	S	Opponent	Score	RPI	S	Opponent	Score	RPI	S	Opponent	Score
								54	A	St. Mary's (CA)	71 75	119	A	San Diego	78 72				
								73	A	Oklahoma St.	60 70	162	H	Hampton	68 61				
								76	H	Gonzaga	55 48	174	A	Hawaii	62 52				
												185	A	Boise St.	57 52				
												266	H	San Jose St.	95 80				
												301	H	UC Santa Barbara	61 44				
												315	N	Nevada	70 57				
LAST 12 Division I GAMES:																			
				266	H	San Jose St.	95 80	54	A	St. Mary's (CA)	71 75								
				174	A	Hawaii	62 52	76	H	Gonzaga	55 48								
				315	N	Nevada	70 57	119	A	San Diego	78 72								
				162	H	Hampton	68 61	185	A	Boise St.	57 52								
				301	H	UC Santa Barbara	61 44	73	A	Oklahoma St.	60 70								

Non-Div I Games:

Washington St.

Loss, Non-Conf, S Site, H Home A Away N Neutral

Average RPI Win: 244		WON-LOST	WINNING	LAST 10	STRENGTH OF	OPP. STRENGTH	TEAM	ADJ.	CONF.	ADJ CONF.
Average RPI Loss: 64		RECORD	PCT. RANK	GAMES	SCHEDULE	OF SCHEDULE	RPI	RPI	RPI	RPI
DIV. I ONLY		6- 2	67	6- 2	325	73	183	183	16	16
DIV. I NON-CONF.		6- 2	65	6- 2	325	72	184	184	16	16
TOTALS	RPI 1-25		RPI 26-50		W-L RECORDS		RPI 51-100		RPI 101-150	RPI 150+
6- 2	0- 1		0- 0		OVERALL		0- 0		0- 1	6- 0
1- 2	0- 1		0- 0		HOME		0- 0		0- 1	1- 0
4- 0	0- 0		0- 0		AWAY		0- 0		0- 0	4- 0
1- 0	0- 0		0- 0		NEUTRAL		0- 0		0- 0	1- 0
6- 2	0- 1		0- 0		NON-CONFERENCE		0- 0		0- 1	6- 0
1- 2	0- 1		0- 0		HOME		0- 0		0- 1	1- 0
4- 0	0- 0		0- 0		AWAY		0- 0		0- 0	4- 0
1- 0	0- 0		0- 0		NEUTRAL		0- 0		0- 0	1- 0
0- 0	0- 0		0- 0		CONFERENCE		0- 0		0- 0	0- 0
0- 0	0- 0		0- 0		HOME		0- 0		0- 0	0- 0
0- 0	0- 0		0- 0		AWAY		0- 0		0- 0	0- 0
0- 0	0- 0		0- 0		NEUTRAL		0- 0		0- 0	0- 0

RPI 1-25					RPI 26-50					RPI 51-100					RPI 101+					Team's RPI: 183	
RPI	S	Opponent	Score		RPI	S	Opponent	Score		RPI	S	Opponent	Score		RPI	S	Opponent	Score			
13	H	BYU	51	68											115	H	Col. of Charleston	42	50		
															154	A	North Texas	45	38		
															172	H	Utah Valley	61	56		
															240	A	Portland	57	55		
															248	N	Stephen F. Austin	56	46		
															316	A	Cal St. Fullerton	60	40		
															334	A	Denver	61	49		
LAST 12 Division I GAMES:																					
					172	H	Utah Valley	61	56	13	H	BYU	51	68							
					334	A	Denver	61	49	248	N	Stephen F. Austin	56	46							
										154	A	North Texas	45	38							
										240	A	Portland	57	55							
										316	A	Cal St. Fullerton	60	40							
										115	H	Col. of Charleston	42	50							

Non-Div I Games:	Bethesda (CA)	86	60
------------------	---------------	----	----

Weber St.

■ Loss, ■ Non-Conf, S Site, H Home A Away N Neutral

## West Virginia

Through Games Of Dec. 13, 2015

Average RPI Win:	210	WON-LOST	WINNING	LAST 10	STRENGTH OF	OPP. STRENGTH	TEAM	ADJ.	CONF.	ADJ CONF.
Average RPI Loss:	40	RECORD	PCT. RANK	GAMES	SCHEDULE	OF SCHEDULE	RPI	RPI	RPI	RPI
DIV. I ONLY	7- 2	52	7- 2	136	112	66	66	3	3	
DIV. I NON-CONF.	7- 2	50	7- 2	143	114	67	67	3	3	
TOTALS	RPI 1-25	RPI 26-50	W-L RECORDS	RPI 51-100	RPI 101-150	RPI 150+				
7- 2	0- 1	0- 0	OVERALL	0- 1	2- 0	5- 0				
4- 0	0- 0	0- 0	HOME	0- 0	0- 0	4- 0				
0- 1	0- 0	0- 0	AWAY	0- 1	0- 0	0- 0				
3- 1	0- 1	0- 0	NEUTRAL	0- 0	2- 0	1- 0				
7- 2	0- 1	0- 0	NON-CONFERENCE	0- 1	2- 0	5- 0				
4- 0	0- 0	0- 0	HOME	0- 0	0- 0	4- 0				
0- 1	0- 0	0- 0	AWAY	0- 1	0- 0	0- 0				
3- 1	0- 1	0- 0	NEUTRAL	0- 0	2- 0	1- 0				
0- 0	0- 0	0- 0	CONFERENCE	0- 0	0- 0	0- 0				
0- 0	0- 0	0- 0	HOME	0- 0	0- 0	0- 0				
0- 0	0- 0	0- 0	AWAY	0- 0	0- 0	0- 0				
0- 0	0- 0	0- 0	NEUTRAL	0- 0	0- 0	0- 0				

RPI 1-25				RPI 26-50				RPI 51-100 Team's RPI: 66				RPI 101+			
RPI	S	Opponent	Score	RPI	S	Opponent	Score	RPI	S	Opponent	Score	RPI	S	Opponent	Score
3	N	Southern California	67 78					76	A	Gonzaga	57 62	133	N	Yale	70 60
												136	N	Marshall	66 60
												151	H	Coppin St.	96 64
												191	H	Morehead St.	94 56
												269	N	Grand Canyon	68 50
												292	H	Fairleigh Dickinson	91 42
												300	H	Delaware St.	77 34
LAST 12 Division I GAMES:															
136	N	Marshall	66 60	3	N	Southern California	67 78	76	A	Gonzaga	57 62	151	H	Coppin St.	96 64
292	H	Fairleigh Dickinson	91 42									300	H	Delaware St.	77 34
191	H	Morehead St.	94 56												
133	N	Yale	70 60												
269	N	Grand Canyon	68 50												

Non-Div I Games:

West Virginia

■ Loss, 
 ■ Non-Conf, S Site, 
 ■ Home 
 ■ Away 
 N Neutral

Average RPI Win: 349		WON-LOST	WINNING	LAST 10	STRENGTH OF	OPP. STRENGTH	TEAM	ADJ.	CONF.	ADJ CONF.
Average RPI Loss: 209		RECORD	PCT. RANK	GAMES	SCHEDULE	OF SCHEDULE	RPI	RPI	RPI	RPI
DIV. I ONLY		1- 5	298	1- 5	246	345	324	324	17	17
DIV. I NON-CONF.		1- 5	293	1- 5	250	346	325	325	17	17
TOTALS		RPI 1-25	RPI 26-50	W-L RECORDS	RPI 51-100	RPI 101-150	RPI 150+			
1- 5	0- 0		0- 0	OVERALL	0- 0	0- 1	1- 4			
0- 2	0- 0		0- 0	HOME	0- 0	0- 0	0- 2			
0- 3	0- 0		0- 0	AWAY	0- 0	0- 1	0- 2			
1- 0	0- 0		0- 0	NEUTRAL	0- 0	0- 0	1- 0			
1- 5	0- 0		0- 0	NON-CONFERENCE	0- 0	0- 1	1- 4			
0- 2	0- 0		0- 0	HOME	0- 0	0- 0	0- 2			
0- 3	0- 0		0- 0	AWAY	0- 0	0- 1	0- 2			
1- 0	0- 0		0- 0	NEUTRAL	0- 0	0- 0	1- 0			
0- 0	0- 0		0- 0	CONFERENCE	0- 0	0- 0	0- 0			
0- 0	0- 0		0- 0	HOME	0- 0	0- 0	0- 0			
0- 0	0- 0		0- 0	AWAY	0- 0	0- 0	0- 0			
0- 0	0- 0		0- 0	NEUTRAL	0- 0	0- 0	0- 0			

RPI 1-25				RPI 26-50				RPI 51-100				RPI 101+				Team's RPI: 324	
RPI	S	Opponent	Score	RPI	S	Opponent	Score	RPI	S	Opponent	Score	RPI	S	Opponent	Score		
												131	A	Davidson	51	64	
												157	A	Eastern Ky.	62	91	
												201	H	UNC Asheville	45	67	
												244	H	Bethune-Cookman	59	66	
												313	A	Kennesaw St.	53	65	
												349	N	Florida A&M	69	53	

Non-Div I Games:	Anderson (SC)	72	55	Brevard	68	60
------------------	---------------	----	----	---------	----	----

Western Caro.

■ Loss, ■ Non-Conf, S Site, H Home A Away N Neutral



Average RPI Win:	247	WON-LOST	WINNING	LAST 10	STRENGTH OF	OPP. STRENGTH	TEAM	ADJ.	CONF.	ADJ CONF.
Average RPI Loss:	147	RECORD	PCT. RANK	GAMES	SCHEDULE	OF SCHEDULE	RPI	RPI	RPI	RPI
DIV. I ONLY	4- 5	177	4- 5	274	157	243	243	27	27	
DIV. I NON-CONF.	4- 5	180	4- 5	278	160	242	242	28	28	
TOTALS	RPI 1-25	RPI 26-50	W-L RECORDS	RPI 51-100	RPI 101-150	RPI 150+				
4- 5	0- 0	0- 1	OVERALL	0- 1	0- 1	4- 2				
2- 2	0- 0	0- 0	HOME	0- 1	0- 0	2- 1				
1- 2	0- 0	0- 1	AWAY	0- 0	0- 1	1- 0				
1- 1	0- 0	0- 0	NEUTRAL	0- 0	0- 0	1- 1				
4- 5	0- 0	0- 1	NON-CONFERENCE	0- 1	0- 1	4- 2				
2- 2	0- 0	0- 0	HOME	0- 1	0- 0	2- 1				
1- 2	0- 0	0- 1	AWAY	0- 0	0- 1	1- 0				
1- 1	0- 0	0- 0	NEUTRAL	0- 0	0- 0	1- 1				
0- 0	0- 0	0- 0	CONFERENCE	0- 0	0- 0	0- 0				
0- 0	0- 0	0- 0	HOME	0- 0	0- 0	0- 0				
0- 0	0- 0	0- 0	AWAY	0- 0	0- 0	0- 0				
0- 0	0- 0	0- 0	NEUTRAL	0- 0	0- 0	0- 0				

RPI 1-25				RPI 26-50				RPI 51-100				RPI 101+				Team's RPI: 243	
RPI	S	Opponent	Score	RPI	S	Opponent	Score	RPI	S	Opponent	Score	RPI	S	Opponent	Score		
				30	A	Iowa	81 96	86	H	Ill.-Chicago	70 78	144	A	North Dakota	67 78		
												153	H	SIUE	78 74		
												169	H	Southeast Mo. St.	84 89		
												244	N	Bethune-Cookman	75 59		
												259	H	Chicago St.	88 50		
												306	N	Towson	77 83		
												333	A	Eastern Ill.	92 69		
LAST 12 Division I GAMES:																	
				86	H	Ill.-Chicago	70 78	333	A	Eastern Ill.	92 69						
				144	A	North Dakota	67 78	244	N	Bethune-Cookman	75 59						
				153	H	SIUE	78 74	306	N	Towson	77 83						
								169	H	Southeast Mo. St.	84 89						
								259	H	Chicago St.	88 50						
								30	A	Iowa	81 96						

Non-Div I Games: Ashford 86 58 Central Methodist 108 46

Western Ill.

Average RPI Win:	179	WON-LOST	WINNING	LAST 10	STRENGTH OF	OPP. STRENGTH	TEAM	ADJ.	CONF.	ADJ CONF.
Average RPI Loss:	144	RECORD	PCT. RANK	GAMES	SCHEDULE	OF SCHEDULE	RPI	RPI	RPI	RPI
DIV. I ONLY	4- 2	100	4- 2	303	28	135	135	11	11	
DIV. I NON-CONF.	4- 2	101	4- 2	301	27	137	137	11	11	
TOTALS	RPI 1-25	RPI 26-50	W-L RECORDS	RPI 51-100	RPI 101-150	RPI 150+				
4- 2	0- 0	0- 0	OVERALL	1- 1	0- 0	3- 1				
2- 0	0- 0	0- 0	HOME	1- 0	0- 0	1- 0				
1- 2	0- 0	0- 0	AWAY	0- 1	0- 0	1- 1				
1- 0	0- 0	0- 0	NEUTRAL	0- 0	0- 0	1- 0				
4- 2	0- 0	0- 0	NON-CONFERENCE	1- 1	0- 0	3- 1				
2- 0	0- 0	0- 0	HOME	1- 0	0- 0	1- 0				
1- 2	0- 0	0- 0	AWAY	0- 1	0- 0	1- 1				
1- 0	0- 0	0- 0	NEUTRAL	0- 0	0- 0	1- 0				
0- 0	0- 0	0- 0	CONFERENCE	0- 0	0- 0	0- 0				
0- 0	0- 0	0- 0	HOME	0- 0	0- 0	0- 0				
0- 0	0- 0	0- 0	AWAY	0- 0	0- 0	0- 0				
0- 0	0- 0	0- 0	NEUTRAL	0- 0	0- 0	0- 0				

RPI 1-25			RPI 26-50			RPI 51-100			RPI 101+			Team's RPI: 135
RPI	S	Opponent	Score	RPI	S	Opponent	Score	RPI	S	Opponent	Score	
						93 A Ball St.	60 74	158 A Texas-Arlington		73 64		
						94 H Louisville	71 69	195 A Ole Miss		53 59		
								200 N George Mason		84 58		
								262 H Austin Peay		88 69		
LAST 12 Division I GAMES:												
						158 A Texas-Arlington	73 64	93 A Ball St.		60 74		
						262 H Austin Peay	88 69					
						195 A Ole Miss	53 59					
						200 N George Mason	84 58					
						94 H Louisville	71 69					

Non-Div I Games: Alas. Anchorage 62 58

Western Ky.

Average RPI Win:	230	WON-LOST	WINNING	LAST 10	STRENGTH OF	OPP. STRENGTH	TEAM	ADJ.	CONF.	ADJ CONF.
Average RPI Loss:	17	RECORD	PCT. RANK	GAMES	SCHEDULE	OF SCHEDULE	RPI	RPI	RPI	RPI
DIV. I ONLY	5- 2	82	5- 2	194	46	68	68	12	12	
DIV. I NON-CONF.	5- 2	83	5- 2	199	46	69	69	12	12	
TOTALS	RPI 1-25	RPI 26-50	W-L RECORDS	RPI 51-100	RPI 101-150	RPI 150+				
5- 2	0- 2	0- 0	OVERALL	0- 0	0- 0	5- 0				
2- 0	0- 0	0- 0	HOME	0- 0	0- 0	2- 0				
3- 2	0- 2	0- 0	AWAY	0- 0	0- 0	3- 0				
0- 0	0- 0	0- 0	NEUTRAL	0- 0	0- 0	0- 0				
5- 2	0- 2	0- 0	NON-CONFERENCE	0- 0	0- 0	5- 0				
2- 0	0- 0	0- 0	HOME	0- 0	0- 0	2- 0				
3- 2	0- 2	0- 0	AWAY	0- 0	0- 0	3- 0				
0- 0	0- 0	0- 0	NEUTRAL	0- 0	0- 0	0- 0				
0- 0	0- 0	0- 0	CONFERENCE	0- 0	0- 0	0- 0				
0- 0	0- 0	0- 0	HOME	0- 0	0- 0	0- 0				
0- 0	0- 0	0- 0	AWAY	0- 0	0- 0	0- 0				
0- 0	0- 0	0- 0	NEUTRAL	0- 0	0- 0	0- 0				

RPI	S	Opponent	Score
10	A	Northwestern	62 86
24	A	Michigan St.	40 78

RPI	S	Opponent	Score
-----	---	----------	-------

RPI	S	Opponent	Score
-----	---	----------	-------

RPI	S	Opponent	Score
194	A	Bradley	72 59
199	A	Loyola Chicago	68 45
204	H	Detroit	70 66
259	H	Chicago St.	65 56
295	A	IPFW	70 48

## LAST 12 Division I GAMES:

259	H	Chicago St.	65	56	204	H	Detroit	70	66
24	A	Michigan St.	40	78	199	A	Loyola Chicago	68	45
					295	A	IPFW	70	48
					194	A	Bradley	72	59
					10	A	Northwestern	62	86

Non-Div I Games: Wis.-Parkside 56 49

Western Mich.

Average RPI Win:	346	WON-LOST	WINNING	LAST 10	STRENGTH OF	OPP. STRENGTH	TEAM	ADJ.	CONF.	ADJ CONF.
Average RPI Loss:	92	RECORD	PCT. RANK	GAMES	SCHEDULE	OF SCHEDULE	RPI	RPI	RPI	RPI
DIV. I ONLY	1- 6	306	1- 0	64	154	209	209	15	15	
DIV. I NON-CONF.	1- 6	302	1- 0	67	157	209	209	15	15	
TOTALS	RPI 1-25	RPI 26-50	W-L RECORDS	RPI 51-100	RPI 101-150	RPI 150+				
1- 6	0- 1	0- 1	OVERALL	0- 1	0- 2	1- 1				
0- 3	0- 1	0- 1	HOME	0- 0	0- 0	0- 1				
1- 2	0- 0	0- 0	AWAY	0- 1	0- 1	1- 0				
0- 1	0- 0	0- 0	NEUTRAL	0- 0	0- 1	0- 0				
1- 6	0- 1	0- 1	NON-CONFERENCE	0- 1	0- 2	1- 1				
0- 3	0- 1	0- 1	HOME	0- 0	0- 0	0- 1				
1- 2	0- 0	0- 0	AWAY	0- 1	0- 1	1- 0				
0- 1	0- 0	0- 0	NEUTRAL	0- 0	0- 1	0- 0				
0- 0	0- 0	0- 0	CONFERENCE	0- 0	0- 0	0- 0				
0- 0	0- 0	0- 0	HOME	0- 0	0- 0	0- 0				
0- 0	0- 0	0- 0	AWAY	0- 0	0- 0	0- 0				
0- 0	0- 0	0- 0	NEUTRAL	0- 0	0- 0	0- 0				

RPI 1-25			RPI 26-50			RPI 51-100			RPI 101+			Team's RPI: 209
RPI	S	Opponent	Score	RPI	S	Opponent	Score	RPI	S	Opponent	Score	
19	H	Missouri	37 57	29	H	Tennessee	51 58	64	A	Arkansas St.	40 67	128 A Creighton 54 79
												143 N Richmond 50 63
												169 H Southeast Mo. St. 62 66
												346 A FIU 76 62
LAST 12 Division I GAMES:												
346	A	FIU	76 62	64	A	Arkansas St.	40 67	19	H	Missouri	37 57	128 A Creighton 54 79
29	H	Tennessee	51 58									
169	H	Southeast Mo. St.	62 66									
143	N	Richmond	50 63									

Non-Div I Games:

Wichita St.

Average RPI Win: 271		WON-LOST	WINNING	LAST 10	STRENGTH OF	OPP. STRENGTH	TEAM	ADJ.	CONF.	ADJ CONF.
Average RPI Loss: 143		RECORD	PCT. RANK	GAMES	SCHEDULE	OF SCHEDULE	RPI	RPI	RPI	RPI
DIV. I ONLY		7- 1	29	7- 1	347	87	186	186	13	13
DIV. I NON-CONF.		7- 1	29	7- 1	349	87	187	187	13	13
TOTALS		RPI 1-25	RPI 26-50	W-L RECORDS	RPI 51-100	RPI 101-150	RPI 150+			
7- 1	0- 0		0- 0	OVERALL	0- 0	0- 1	7- 0			
3- 0	0- 0		0- 0	HOME	0- 0	0- 0	3- 0			
4- 1	0- 0		0- 0	AWAY	0- 0	0- 0	4- 0			
0- 0	0- 0		0- 0	NEUTRAL	0- 0	0- 0	0- 0			
7- 1	0- 0		0- 0	NON-CONFERENCE	0- 0	0- 1	7- 0			
3- 0	0- 0		0- 0	HOME	0- 0	0- 0	3- 0			
4- 1	0- 0		0- 0	AWAY	0- 0	0- 1	4- 0			
0- 0	0- 0		0- 0	NEUTRAL	0- 0	0- 0	0- 0			
0- 0	0- 0		0- 0	CONFERENCE	0- 0	0- 0	0- 0			
0- 0	0- 0		0- 0	HOME	0- 0	0- 0	0- 0			
0- 0	0- 0		0- 0	AWAY	0- 0	0- 0	0- 0			
0- 0	0- 0		0- 0	NEUTRAL	0- 0	0- 0	0- 0			

RPI 1-25				RPI 26-50				RPI 51-100				RPI 101+ Team's RPI: 186			
RPI	S	Opponent	Score	RPI	S	Opponent	Score	RPI	S	Opponent	Score	RPI	S	Opponent	Score
												143	A	Richmond	50 56
												217	H	American	62 51
												230	A	Clemson	58 41
												271	A	Loyola Maryland	62 61
												283	H	Grambling	74 55
												297	H	Wofford	75 55
												299	A	Mt. St. Mary's	76 74
												300	A	Delaware St.	65 59
LAST 12 Division I GAMES:															
				217	H	American	62 51	230	A	Clemson	58 41				
				271	A	Loyola Maryland	62 61	297	H	Wofford	75 55				
				143	A	Richmond	50 56	300	A	Delaware St.	65 59				
				283	H	Grambling	74 55								
				299	A	Mt. St. Mary's	76 74								

Non-Div I Games:

William & Mary

■ Loss, ■ Non-Conf, S Site, H Home A Away N Neutral

RPI 1-25				RPI 26-50				RPI 51-100				RPI 101+				Team's RPI: 214	
RPI	S	Opponent	Score	RPI	S	Opponent	Score	RPI	S	Opponent	Score	RPI	S	Opponent	Score		
5	A	Duke	50 78	32	A	Oklahoma	48 78					127	A	Furman	52 71		
11	A	South Carolina	37 86	47	N	Ohio	54 75					207	H	Gardner-Webb	81 62		
												245	A	Akron	59 76		
												311	A	Charleston So.	51 54		
												343	H	N.C. Central	62 39		
LAST 12 Division I GAMES:																	
				11	A	South Carolina	37 86	207	H	Gardner-Webb	81 62						
				5	A	Duke	50 78	311	A	Charleston So.	51 54						
				32	A	Oklahoma	48 78	343	H	N.C. Central	62 39						
								127	A	Furman	52 71						
								47	N	Ohio	54 75						
								245	A	Akron	59 76						

# Winthrop

Average RPI Win:	214	WON-LOST	WINNING	LAST 10	STRENGTH OF	OPP. STRENGTH	TEAM	ADJ.	CONF.	ADJ CONF.
Average RPI Loss:	81	RECORD	PCT. RANK	GAMES	SCHEDULE	OF SCHEDULE	RPI	RPI	RPI	RPI
DIV. I ONLY	3- 6	224	3- 6	68	84	160	160	2	2	
DIV. I NON-CONF.	3- 6	221	3- 6	72	84	160	160	2	2	
TOTALS	RPI 1-25	RPI 26-50	W-L RECORDS	RPI 51-100	RPI 101-150	RPI 150+				
3- 6	0- 1	0- 3	OVERALL	0- 1	0- 0	3- 1				
1- 3	0- 1	0- 2	HOME	0- 0	0- 0	1- 0				
1- 3	0- 0	0- 1	AWAY	0- 1	0- 0	1- 1				
1- 0	0- 0	0- 0	NEUTRAL	0- 0	0- 0	1- 0				
3- 6	0- 1	0- 3	NON-CONFERENCE	0- 1	0- 0	3- 1				
1- 3	0- 1	0- 2	HOME	0- 0	0- 0	1- 0				
1- 3	0- 0	0- 1	AWAY	0- 1	0- 0	1- 1				
1- 0	0- 0	0- 0	NEUTRAL	0- 0	0- 0	1- 0				
0- 0	0- 0	0- 0	CONFERENCE	0- 0	0- 0	0- 0				
0- 0	0- 0	0- 0	HOME	0- 0	0- 0	0- 0				
0- 0	0- 0	0- 0	AWAY	0- 0	0- 0	0- 0				
0- 0	0- 0	0- 0	NEUTRAL	0- 0	0- 0	0- 0				

RPI 1-25				RPI 26-50				RPI 51-100				RPI 101+ Team's RPI: 160			
RPI	S	Opponent	Score	RPI	S	Opponent	Score	RPI	S	Opponent	Score	RPI	S	Opponent	Score
12	H	Green Bay	58 72	37	H	Florida	75 91	92	A	Marquette	61 77	166	A	Wake Forest	64 51
				40	A	Dayton	64 87					229	H	Louisiana Tech	79 65
				46	H	Drake	70 89					246	N	Delaware	54 52
												261	A	San Diego St.	57 63
LAST 12 Division I GAMES:															
12	H	Green Bay	58 72	261	A	San Diego St.	57 63								
37	H	Florida	75 91	246	N	Delaware	54 52								
92	A	Marquette	61 77	40	A	Dayton	64 87								
166	A	Wake Forest	64 51	46	H	Drake	70 89								
				229	H	Louisiana Tech	79 65								

Non-Div I Games:

Wisconsin

Average RPI Win:	344	WON-LOST	WINNING	LAST 10	STRENGTH OF	OPP. STRENGTH	TEAM	ADJ.	CONF.	ADJ CONF.
Average RPI Loss:	194	RECORD	PCT. RANK	GAMES	SCHEDULE	OF SCHEDULE	RPI	RPI	RPI	RPI
DIV. I ONLY	1- 7	315	1- 7	79	349	297	297	17	17	
DIV. I NON-CONF.	1- 7	311	1- 7	85	349	300	300	17	17	
TOTALS	RPI 1-25	RPI 26-50	W-L RECORDS	RPI 51-100	RPI 101-150	RPI 150+				
1- 7	0- 0	0- 0	OVERALL	0- 2	0- 0	1- 5				
1- 1	0- 0	0- 0	HOME	0- 0	0- 0	1- 1				
0- 6	0- 0	0- 0	AWAY	0- 2	0- 0	0- 4				
0- 0	0- 0	0- 0	NEUTRAL	0- 0	0- 0	0- 0				
1- 7	0- 0	0- 0	NON-CONFERENCE	0- 2	0- 0	1- 5				
1- 1	0- 0	0- 0	HOME	0- 0	0- 0	1- 1				
0- 6	0- 0	0- 0	AWAY	0- 2	0- 0	0- 4				
0- 0	0- 0	0- 0	NEUTRAL	0- 0	0- 0	0- 0				
0- 0	0- 0	0- 0	CONFERENCE	0- 0	0- 0	0- 0				
0- 0	0- 0	0- 0	HOME	0- 0	0- 0	0- 0				
0- 0	0- 0	0- 0	AWAY	0- 0	0- 0	0- 0				
0- 0	0- 0	0- 0	NEUTRAL	0- 0	0- 0	0- 0				

RPI 1-25				RPI 26-50				RPI 51-100				RPI 101+ Team's RPI: 297					
RPI	S	Opponent	Score	RPI	S	Opponent	Score	RPI	S	Opponent	Score	RPI	S	Opponent	Score		
								67	A	Virginia Tech	42	73	186	A	William & Mary	55	75
								87	A	Minnesota	54	98	201	H	UNC Asheville	63	70
												207	A	Gardner-Webb	61	64	
												296	A	South Carolina St.	47	60	
												311	A	Charleston So.	64	74	
												344	H	Jacksonville St.	66	54	
LAST 12 Division I GAMES:																	
				296	A	South Carolina St.	47	60	186	A	William & Mary	55	75				
				344	H	Jacksonville St.	66	54	87	A	Minnesota	54	98				
				67	A	Virginia Tech	42	73									
				311	A	Charleston So.	64	74									
				207	A	Gardner-Webb	61	64									
				201	H	UNC Asheville	63	70									

Non-Div I Games: Bluefield Col. 69 58

Wofford



Average RPI Win:	217	WON-LOST	WINNING	LAST 10	STRENGTH OF	OPP. STRENGTH	TEAM	ADJ.	CONF.	ADJ CONF.
Average RPI Loss:	27	RECORD	PCT. RANK	GAMES	SCHEDULE	OF SCHEDULE	RPI	RPI	RPI	RPI
DIV. I ONLY	8- 2	41	8- 1	213	128	85	85	10	10	
DIV. I NON-CONF.	8- 2	40	8- 2	217	131	85	85	10	10	
TOTALS	RPI 1-25	RPI 26-50	W-L RECORDS	RPI 51-100	RPI 101-150	RPI 150+				
8- 2	0- 1	0- 1	OVERALL	1- 0	1- 0	6- 0				
4- 0	0- 0	0- 0	HOME	0- 0	1- 0	3- 0				
2- 1	0- 1	0- 0	AWAY	0- 0	0- 0	2- 0				
2- 1	0- 0	0- 1	NEUTRAL	1- 0	0- 0	1- 0				
8- 2	0- 1	0- 1	NON-CONFERENCE	1- 0	1- 0	6- 0				
4- 0	0- 0	0- 0	HOME	0- 0	1- 0	3- 0				
2- 1	0- 1	0- 0	AWAY	0- 0	0- 0	2- 0				
2- 1	0- 0	0- 1	NEUTRAL	1- 0	0- 0	1- 0				
0- 0	0- 0	0- 0	CONFERENCE	0- 0	0- 0	0- 0				
0- 0	0- 0	0- 0	HOME	0- 0	0- 0	0- 0				
0- 0	0- 0	0- 0	AWAY	0- 0	0- 0	0- 0				
0- 0	0- 0	0- 0	NEUTRAL	0- 0	0- 0	0- 0				

RPI 1-25				RPI 26-50				RPI 51-100				Team's RPI: 85	RPI 101+			
RPI	S	Opponent	Score	RPI	S	Opponent	Score	RPI	S	Opponent	Score		RPI	S	Opponent	Score
23	A	Miami (FL)	67 80	30	N	Iowa	77 83	91	N	George Washington	77 71		132	H	Butler	66 53
													157	A	Eastern Ky.	71 69
													178	N	Houston	75 61
													252	H	Southeastern La.	106 72
													262	H	Austin Peay	77 56
													327	H	Lipscomb	92 65
													335	A	Kent St.	73 68
LAST 12 Division I GAMES:																
				252	H	Southeastern La.	106 72					157	A	Eastern Ky.	71 69	
				262	H	Austin Peay	77 56					132	H	Butler	66 53	
				327	H	Lipscomb	92 65					91	N	George Washington	77 71	
				335	A	Kent St.	73 68					178	N	Houston	75 61	
				23	A	Miami (FL)	67 80					30	N	Iowa	77 83	

Non-Div I Games: Cincinnati Christial07 44

Wright St.

## Wyoming

Through Games Of Dec. 13, 2015

Average RPI Win:	292	WON-LOST	WINNING	LAST 10	STRENGTH OF	OPP. STRENGTH	TEAM	ADJ.	CONF.	ADJ CONF.
Average RPI Loss:	68	RECORD	PCT. RANK	GAMES	SCHEDULE	OF SCHEDULE	RPI	RPI	RPI	RPI
DIV. I ONLY	4- 3	138	4- 3	254	159	179	179	18	18	
DIV. I NON-CONF.	4- 3	140	4- 3	260	162	180	180	18	18	
TOTALS	RPI 1-25	RPI 26-50	W-L RECORDS	RPI 51-100	RPI 101-150	RPI 150+				
4- 3	0- 0	0- 0	OVERALL	0- 3	0- 0	4- 0				
2- 1	0- 0	0- 0	HOME	0- 1	0- 0	2- 0				
2- 2	0- 0	0- 0	AWAY	0- 2	0- 0	2- 0				
0- 0	0- 0	0- 0	NEUTRAL	0- 0	0- 0	0- 0				
4- 3	0- 0	0- 0	NON-CONFERENCE	0- 3	0- 0	4- 0				
2- 1	0- 0	0- 0	HOME	0- 1	0- 0	2- 0				
2- 2	0- 0	0- 0	AWAY	0- 2	0- 0	2- 0				
0- 0	0- 0	0- 0	NEUTRAL	0- 0	0- 0	0- 0				
0- 0	0- 0	0- 0	CONFERENCE	0- 0	0- 0	0- 0				
0- 0	0- 0	0- 0	HOME	0- 0	0- 0	0- 0				
0- 0	0- 0	0- 0	AWAY	0- 0	0- 0	0- 0				
0- 0	0- 0	0- 0	NEUTRAL	0- 0	0- 0	0- 0				

RPI 1-25			RPI 26-50			RPI 51-100			RPI 101+			Team's RPI: 179
RPI	S	Opponent	Score	RPI	S	Opponent	Score	RPI	S	Opponent	Score	
						54	H St. Mary's (CA)	64	70	215	H Montana	68 61
						74	A Idaho	57	61	301	H UC Santa Barbara	76 67
						76	A Gonzaga	57	61	316	A Cal St. Fullerton	61 56
										334	A Denver	75 64
LAST 12 Division I GAMES:												
				215	H	Montana	68 61	334	A	Denver	75 64	
						74	A Idaho	57	61			
						76	A Gonzaga	57	61			
						301	H UC Santa Barbara	76	67			
						316	A Cal St. Fullerton	61	56			
						54	H St. Mary's (CA)	64	70			

Non-Div I Games: Chadron St. 81 53

Wyoming

■ Loss, 
 ■ Non-Conf, 
 ■ S Site, 
 ■ H Home 
 ■ A Away 
 N Neutral

Average RPI Win:	236	WON-LOST	WINNING	LAST 10	STRENGTH OF	OPP. STRENGTH	TEAM	ADJ.	CONF.	ADJ CONF.
Average RPI Loss:	101	RECORD	PCT. RANK	GAMES	SCHEDULE	OF SCHEDULE	RPI	RPI	RPI	RPI
DIV. I ONLY	7- 2	52	7- 2	326	56	197	197	6	6	
DIV. I NON-CONF.	7- 2	50	7- 2	326	55	199	199	6	6	
TOTALS	RPI 1-25	RPI 26-50	W-L RECORDS	RPI 51-100	RPI 101-150	RPI 150+				
7- 2	0- 0	0- 0	OVERALL	0- 1	0- 1	7- 0				
7- 1	0- 0	0- 0	HOME	0- 0	0- 1	7- 0				
0- 1	0- 0	0- 0	AWAY	0- 0	0- 0	0- 0				
0- 0	0- 0	0- 0	NEUTRAL	0- 0	0- 0	0- 0				
7- 2	0- 0	0- 0	NON-CONFERENCE	0- 1	0- 1	7- 0				
7- 1	0- 0	0- 0	HOME	0- 0	0- 1	7- 0				
0- 1	0- 0	0- 0	AWAY	0- 1	0- 0	0- 0				
0- 0	0- 0	0- 0	NEUTRAL	0- 0	0- 0	0- 0				
0- 0	0- 0	0- 0	CONFERENCE	0- 0	0- 0	0- 0				
0- 0	0- 0	0- 0	HOME	0- 0	0- 0	0- 0				
0- 0	0- 0	0- 0	AWAY	0- 0	0- 0	0- 0				
0- 0	0- 0	0- 0	NEUTRAL	0- 0	0- 0	0- 0				

RPI 1-25				RPI 26-50				RPI 51-100				RPI 101+				Team's RPI: 197	
RPI	S	Opponent	Score	RPI	S	Opponent	Score	RPI	S	Opponent	Score	RPI	S	Opponent	Score		
								80	A	Michigan	54	92	121	H	Middle Tenn.	53	62
												161	H	Cincinnati	65	56	
												173	H	Radford	63	56	
												242	H	Tennessee Tech	64	47	
												252	H	Southeastern La.	67	27	
												265	H	UMES	61	56	
												276	H	Binghamton	64	55	
												281	H	Evansville	65	57	
LAST 12 Division I GAMES:																	
				161	H	Cincinnati	65	56				265	H	UMES	61	56	
				173	H	Radford	63	56				80	A	Michigan	54	92	
				121	H	Middle Tenn.	53	62				281	H	Evansville	65	57	
				242	H	Tennessee Tech	64	47									
				276	H	Binghamton	64	55									
				252	H	Southeastern La.	67	27									

Non-Div I Games:

Xavier

Average RPI Win:	239	WON-LOST	WINNING	LAST 10	STRENGTH OF	OPP. STRENGTH	TEAM	ADJ.	CONF.	ADJ CONF.
Average RPI Loss:	72	RECORD	PCT. RANK	GAMES	SCHEDULE	OF SCHEDULE	RPI	RPI	RPI	RPI
DIV. I ONLY	6- 5	159	6- 4	110	172	133	133	14	14	
DIV. I NON-CONF.	6- 5	160	6- 5	117	175	135	135	14	14	
TOTALS	RPI 1-25	RPI 26-50	W-L RECORDS	RPI 51-100	RPI 101-150	RPI 150+				
6- 5	0- 1	0- 1	OVERALL	0- 2	1- 0	5- 1				
4- 1	0- 0	0- 0	HOME	0- 1	1- 0	3- 0				
0- 3	0- 1	0- 1	AWAY	0- 0	0- 0	0- 1				
2- 1	0- 0	0- 0	NEUTRAL	0- 1	0- 0	2- 0				
6- 5	0- 1	0- 1	NON-CONFERENCE	0- 2	1- 0	5- 1				
4- 1	0- 0	0- 0	HOME	0- 1	1- 0	3- 0				
0- 3	0- 1	0- 1	AWAY	0- 0	0- 0	0- 1				
2- 1	0- 0	0- 0	NEUTRAL	0- 1	0- 0	2- 0				
0- 0	0- 0	0- 0	CONFERENCE	0- 0	0- 0	0- 0				
0- 0	0- 0	0- 0	HOME	0- 0	0- 0	0- 0				
0- 0	0- 0	0- 0	AWAY	0- 0	0- 0	0- 0				
0- 0	0- 0	0- 0	NEUTRAL	0- 0	0- 0	0- 0				

RPI 1-25				RPI 26-50				RPI 51-100				RPI 101+ Team's RPI: 133			
RPI	S	Opponent	Score	RPI	S	Opponent	Score	RPI	S	Opponent	Score	RPI	S	Opponent	Score
22	A	St. John's (NY)	56 69	40	A	Dayton	75 81	56	H	Army West Point	61 65	137	H	Stony Brook	62 57
								66	N	West Virginia	60 70	159	N	Iona	63 48
												175	A	North Carolina	63 70
												226	H	Manhattan	62 36
												292	N	Fairleigh Dickinson	77 58
												294	H	Holy Cross	69 59
												325	H	Wagner	78 60
LAST 12 Division I GAMES:															
56	H	Army West Point	61 65	137	H	Stony Brook	62 57								
226	H	Manhattan	62 36	22	A	St. John's (NY)	56 69								
66	N	West Virginia	60 70	325	H	Wagner	78 60								
294	H	Holy Cross	69 59	159	N	Iona	63 48								
175	A	North Carolina	63 70	40	A	Dayton	75 81								
292	N	Fairleigh Dickinson	77 58												

Non-Div I Games: Albertus Magnus 67 34

Yale

Average RPI Win:	213	WON-LOST	WINNING	LAST 10	STRENGTH OF	OPP. STRENGTH	TEAM	ADJ.	CONF.	ADJ CONF.
Average RPI Loss:	164	RECORD	PCT. RANK	GAMES	SCHEDULE	OF SCHEDULE	RPI	RPI	RPI	RPI
DIV. I ONLY	7- 1	29	7- 1	244	189	75	75	10	10	
DIV. I NON-CONF.	6- 1	35	6- 1	256	180	86	86	10	10	
TOTALS	RPI 1-25	RPI 26-50	W-L RECORDS	RPI 51-100	RPI 101-150	RPI 150+				
7- 1	0- 0	0- 0	OVERALL	0- 0	3- 0	4- 1				
4- 0	0- 0	0- 0	HOME	0- 0	2- 0	2- 0				
3- 1	0- 0	0- 0	AWAY	0- 0	1- 0	2- 1				
0- 0	0- 0	0- 0	NEUTRAL	0- 0	0- 0	0- 0				
6- 1	0- 0	0- 0	NON-CONFERENCE	0- 0	3- 0	3- 1				
4- 0	0- 0	0- 0	HOME	0- 0	2- 0	2- 0				
2- 1	0- 0	0- 0	AWAY	0- 0	1- 0	1- 1				
0- 0	0- 0	0- 0	NEUTRAL	0- 0	0- 0	0- 0				
1- 0	0- 0	0- 0	CONFERENCE	0- 0	0- 0	1- 0				
0- 0	0- 0	0- 0	HOME	0- 0	0- 0	0- 0				
1- 0	0- 0	0- 0	AWAY	0- 0	0- 0	1- 0				
0- 0	0- 0	0- 0	NEUTRAL	0- 0	0- 0	0- 0				

RPI 1-25				RPI 26-50				RPI 51-100				Team's RPI: 75	RPI 101+			
RPI	S	Opponent	Score	RPI	S	Opponent	Score	RPI	S	Opponent	Score		RPI	S	Opponent	Score
													123	H	Canisius	53 51
													141	H	Robert Morris	55 46
													149	A	Bucknell	55 47
													164	A	Penn St.	51 68
													173	H	Radford	54 53
													238	A	Oakland	96 77
													329	A	Niagara	71 54
													335	H	Kent St.	91 61
LAST 12 Division I GAMES:																
				141	H	Robert Morris	55 46					335	H	Kent St.	91 61	
				173	H	Radford	54 53					164	A	Penn St.	51 68	
				329	A	Niagara	71 54					149	A	Bucknell	55 47	
				123	H	Canisius	53 51					238	A	Oakland	96 77	

Non-Div I Games:

Youngstown St.