

Average RPI Win: 276		WON-LOST	WINNING	LAST 10	STRENGTH OF	OPP. STRENGTH	TEAM	ADJ.	CONF.	ADJ CONF.
Average RPI Loss: 193		RECORD	PCT. RANK	GAMES	SCHEDULE	OF SCHEDULE	RPI	RPI	RPI	RPI
DIV. I ONLY		4- 12	292	2- 8	271	321	328	328	27	27
DIV. I NON-CONF.		2- 7	280	0- 5	218	294	318	318	26	26
TOTALS		RPI 1-25	RPI 26-50	W-L RECORDS	RPI 51-100	RPI 101-150	RPI 150+			
4- 12	0- 0		0- 0	OVERALL	0- 0	0- 3	4- 9			
4- 6	0- 0		0- 0	HOME	0- 0	0- 2	4- 4			
0- 5	0- 0		0- 0	AWAY	0- 0	0- 0	0- 5			
0- 1	0- 0		0- 0	NEUTRAL	0- 0	0- 1	0- 0			
2- 7	0- 0		0- 0	NON-CONFERENCE	0- 0	0- 2	2- 5			
2- 4	0- 0		0- 0	HOME	0- 0	0- 1	2- 3			
0- 2	0- 0		0- 0	AWAY	0- 0	0- 0	0- 2			
0- 1	0- 0		0- 0	NEUTRAL	0- 0	0- 1	0- 0			
2- 5	0- 0		0- 0	CONFERENCE	0- 0	0- 1	2- 4			
2- 2	0- 0		0- 0	HOME	0- 0	0- 1	2- 1			
0- 3	0- 0		0- 0	AWAY	0- 0	0- 0	0- 3			
0- 0	0- 0		0- 0	NEUTRAL	0- 0	0- 0	0- 0			

RPI 1-25				RPI 26-50				RPI 51-100				RPI 101+ Team's RPI: 328			
RPI	S	Opponent	Score	RPI	S	Opponent	Score	RPI	S	Opponent	Score	RPI	S	Opponent	Score
												110	N	New Mexico St.	51 70
												125	H	Central Ark.	55 66
												138	H	East Carolina	46 82
												156	A	McNeese St.	51 72
												157	A	Northwestern St.	43 60
												178	H	UTRGV	49 46
												181	H	Cal Poly	45 56
												185	H	UNLV	51 65
												194	A	Fordham	49 67
												228	H	Houston	73 76
												251	A	Texas Southern	43 51
												258	H	Rice	60 55
												295	A	Lamar	70 75
												301	H	Nicholls St.	62 64
												321	H	Southeastern La.	69 67
												345	H	New Orleans	73 59
LAST 12 Division I GAMES:															
345	H	New Orleans	73 59	125	H	Central Ark.	55 66								
321	H	Southeastern La.	69 67	110	N	New Mexico St.	51 70								
301	H	Nicholls St.	62 64	194	A	Fordham	49 67								
157	A	Northwestern St.	43 60	251	A	Texas Southern	43 51								
156	A	McNeese St.	51 72	228	H	Houston	73 76								
295	A	Lamar	70 75	185	H	UNLV	51 65								

Non-Div I Games:	Western N.M.	57	42	Angelo St.	80	85
------------------	--------------	----	----	------------	----	----

A&M-Corpus Christi

■ Loss, ■ Non-Conf, S Site, H Home A Away N Neutral

Average RPI Win:	200	WON-LOST	WINNING	LAST 10	STRENGTH OF	OPP. STRENGTH	TEAM	ADJ.	CONF.	ADJ CONF.
Average RPI Loss:	84	RECORD	PCT. RANK	GAMES	SCHEDULE	OF SCHEDULE	RPI	RPI	RPI	RPI
DIV. I ONLY	12- 2	14	9- 0	128	204	38	38	27	27	
DIV. I NON-CONF.	5- 2	86	4- 0	53	113	23	23	26	26	
TOTALS	RPI 1-25	RPI 26-50	W-L RECORDS	RPI 51-100	RPI 101-150	RPI 150+				
12- 2	0- 0	0- 1	OVERALL	1- 0	2- 1	9- 0				
3- 0	0- 0	0- 0	HOME	0- 0	0- 0	3- 0				
7- 2	0- 0	0- 1	AWAY	0- 0	2- 1	5- 0				
2- 0	0- 0	0- 0	NEUTRAL	1- 0	0- 0	1- 0				
5- 2	0- 0	0- 1	NON-CONFERENCE	1- 0	1- 1	3- 0				
1- 0	0- 0	0- 0	HOME	0- 0	0- 0	1- 0				
2- 2	0- 0	0- 1	AWAY	0- 0	1- 1	1- 0				
2- 0	0- 0	0- 0	NEUTRAL	1- 0	0- 0	1- 0				
7- 0	0- 0	0- 0	CONFERENCE	0- 0	1- 0	6- 0				
2- 0	0- 0	0- 0	HOME	0- 0	0- 0	2- 0				
5- 0	0- 0	0- 0	AWAY	0- 0	1- 0	4- 0				
0- 0	0- 0	0- 0	NEUTRAL	0- 0	0- 0	0- 0				

RPI 1-25				RPI 26-50		Team's RPI: 38		RPI 51-100				RPI 101+			
RPI	S	Opponent	Score	RPI	S	Opponent	Score	RPI	S	Opponent	Score	RPI	S	Opponent	Score
				46	A	Kansas St.	45 76	87	N	Eastern Mich.	83 59	122	A	Texas Tech	65 71
												123	A	Idaho	71 59
												125	A	Central Ark.	61 49
												156	H	McNeese St.	79 62
												157	H	Northwestern St.	67 46
												166	A	Eastern Wash.	72 60
												233	H	UTSA	79 60
												244	A	Sam Houston St.	87 76
												245	N	Grand Canyon	75 71
												278	A	Stephen F. Austin	85 70
												284	A	Incarinate Word	86 71
												301	A	Nicholls St.	71 68
LAST 12 Division I GAMES:															
				284	A	Incarinate Word	86 71	125	A	Central Ark.	61 49				
				244	A	Sam Houston St.	87 76	123	A	Idaho	71 59				
				278	A	Stephen F. Austin	85 70	166	A	Eastern Wash.	72 60				
				156	H	McNeese St.	79 62	87	N	Eastern Mich.	83 59				
				301	A	Nicholls St.	71 68	245	N	Grand Canyon	75 71				
				157	H	Northwestern St.	67 46	122	A	Texas Tech	65 71				

Non-Div I Games: Southwest (NM) 91 39 Schreiner 79 51 Wayland Baptist 96 71 Missouri Valley 96 35

Abilene Christian

Loss, Non-Conf, S Site, H Home A Away N Neutral

Average RPI Win:	0	WON-LOST	WINNING	LAST 10	STRENGTH OF	OPP. STRENGTH	TEAM	ADJ.	CONF.	ADJ CONF.
Average RPI Loss:	183	RECORD	PCT. RANK	GAMES	SCHEDULE	OF SCHEDULE	RPI	RPI	RPI	RPI
DIV. I ONLY	0- 18	348	0- 10	215	218	339	339	19	19	
DIV. I NON-CONF.	0- 11	338	0- 5	210	204	341	341	19	19	
TOTALS	RPI 1-25	RPI 26-50	W-L RECORDS	RPI 51-100	RPI 101-150	RPI 150+				
0- 18	0- 0	0- 0	OVERALL	0- 5	0- 1	0- 12				
0- 6	0- 0	0- 0	HOME	0- 1	0- 0	0- 5				
0- 12	0- 0	0- 0	AWAY	0- 4	0- 1	0- 7				
0- 0	0- 0	0- 0	NEUTRAL	0- 0	0- 0	0- 0				
0- 11	0- 0	0- 0	NON-CONFERENCE	0- 4	0- 0	0- 7				
0- 3	0- 0	0- 0	HOME	0- 1	0- 0	0- 2				
0- 8	0- 0	0- 0	AWAY	0- 3	0- 0	0- 5				
0- 0	0- 0	0- 0	NEUTRAL	0- 0	0- 0	0- 0				
0- 7	0- 0	0- 0	CONFERENCE	0- 1	0- 1	0- 5				
0- 3	0- 0	0- 0	HOME	0- 0	0- 0	0- 3				
0- 4	0- 0	0- 0	AWAY	0- 1	0- 1	0- 2				
0- 0	0- 0	0- 0	NEUTRAL	0- 0	0- 0	0- 0				

RPI 1-25				RPI 26-50				RPI 51-100				RPI 101+				Team's RPI: 339	
RPI	S	Opponent	Score	RPI	S	Opponent	Score	RPI	S	Opponent	Score	RPI	S	Opponent	Score		
								51	A	Vanderbilt	29	86	120	A	Fresno St.	46	70
								62	A	Colorado St.	47	71	158	A	George Mason	52	69
								68	A	Santa Clara	34	68	166	A	Eastern Wash.	44	65
								76	A	Gonzaga	35	88	185	H	UNLV	56	60
								87	H	Eastern Mich.	59	72	199	A	UC Davis	40	66
													215	H	Utah St.	53	66
													235	H	Wyoming	45	67
													237	A	San Jose St.	60	81
													245	H	Grand Canyon	39	73
													253	A	Navy	46	64
													286	H	Denver	48	57
													320	A	Nevada	57	68
													331	A	Southern Utah	56	75
LAST 12 Division I GAMES:																	
120	A	Fresno St.	46	70	237	A	San Jose St.	60	81								
62	A	Colorado St.	47	71	253	A	Navy	46	64								
185	H	UNLV	56	60	158	A	George Mason	52	69								
215	H	Utah St.	53	66	331	A	Southern Utah	56	75								
320	A	Nevada	57	68	245	H	Grand Canyon	39	73								
235	H	Wyoming	45	67	87	H	Eastern Mich.	59	72								

Non-Div I Games:

Air Force

■ Loss,
 ■ Non-Conf,
 ■ S Site,
 ■ H Home
 ■ A Away
 N Neutral

Average RPI Win: 174	WON-LOST	WINNING	LAST 10	STRENGTH OF	OPP. STRENGTH	TEAM	ADJ.	CONF.	ADJ CONF.
Average RPI Loss: 124	RECORD	PCT. RANK	GAMES	SCHEDULE	OF SCHEDULE	RPI	RPI	RPI	RPI
DIV. I ONLY	9- 8	158	6- 4	105	115	119	119	10	10
DIV. I NON-CONF.	5- 5	160	4- 1	136	73	144	144	12	12
TOTALS	RPI 1-25	RPI 26-50	W-L RECORDS	RPI 51-100	RPI 101-150	RPI 150+			
9- 8	0- 0	0- 0	OVERALL	1- 4	3- 2	5- 2			
4- 3	0- 0	0- 0	HOME	0- 2	2- 0	2- 1			
5- 3	0- 0	0- 0	AWAY	1- 2	1- 1	3- 0			
0- 2	0- 0	0- 0	NEUTRAL	0- 0	0- 1	0- 1			
5- 5	0- 0	0- 0	NON-CONFERENCE	0- 2	1- 2	4- 1			
3- 1	0- 0	0- 0	HOME	0- 1	1- 0	2- 0			
2- 2	0- 0	0- 0	AWAY	0- 1	0- 1	2- 0			
0- 2	0- 0	0- 0	NEUTRAL	0- 0	0- 1	0- 1			
4- 3	0- 0	0- 0	CONFERENCE	1- 2	2- 0	1- 1			
1- 2	0- 0	0- 0	HOME	0- 1	1- 0	0- 1			
3- 1	0- 0	0- 0	AWAY	1- 1	1- 0	1- 0			
0- 0	0- 0	0- 0	NEUTRAL	0- 0	0- 0	0- 0			

RPI 1-25			RPI 26-50			RPI 51-100			RPI 101+			Team's RPI: 119
RPI	S	Opponent	Score	RPI	S	Opponent	Score	RPI	S	Opponent	Score	
						64	A San Diego	65	86	102	H Youngstown St.	74 49
						71	H FGCU	64	82	108	N UNI	51 59
						87	A Eastern Mich.	68	65	114	A Fla. Atlantic	77 91
						99	A Central Mich.	60	81	121	A Buffalo	69 61
						99	H Central Mich.	77	97	127	H Toledo	81 71
										174	N Northern Colo.	65 78
										180	A Valparaiso	85 74
										187	A Northern Ky.	77 75
										234	H UCF	74 54
										241	A Bowling Green	71 55
										259	H Northern Ill.	58 65
										285	H Winthrop	76 59
LAST 12 Division I GAMES:												
						99	A Central Mich.	60	81	259	H Northern Ill.	58 65
						127	H Toledo	81	71	102	H Youngstown St.	74 49
						121	A Buffalo	69	61	187	A Northern Ky.	77 75
						241	A Bowling Green	71	55	108	N UNI	51 59
						99	H Central Mich.	77	97	180	A Valparaiso	85 74
						87	A Eastern Mich.	68	65	234	H UCF	74 54

Non-Div I Games: Rochester College 103 37

Akron

■ Loss,
 ■ Non-Conf,
 ■ S Site,
 ■ H Home
 ■ A Away
 N Neutral

Alabama

Through Games Of Jan. 24, 2016

Average RPI Win:	225	WON-LOST	WINNING	LAST 10	STRENGTH OF	OPP. STRENGTH	TEAM	ADJ.	CONF.	ADJ CONF.
Average RPI Loss:	58	RECORD	PCT. RANK	GAMES	SCHEDULE	OF SCHEDULE	RPI	RPI	RPI	RPI
DIV. I ONLY	13- 6	80	5- 5	221	118	124	124	2	2	
DIV. I NON-CONF.	11- 2	28	5- 1	330	262	142	142	2	2	
TOTALS	RPI 1-25	RPI 26-50	W-L RECORDS	RPI 51-100	RPI 101-150	RPI 150+				
13- 6	0- 1	1- 1	OVERALL	1- 3	2- 1	9- 0				
11- 1	0- 0	1- 0	HOME	0- 1	2- 0	8- 0				
0- 5	0- 1	0- 1	AWAY	0- 2	0- 1	0- 0				
2- 0	0- 0	0- 0	NEUTRAL	1- 0	0- 0	1- 0				
11- 2	0- 0	0- 0	NON-CONFERENCE	1- 1	1- 1	9- 0				
9- 0	0- 0	0- 0	HOME	0- 0	1- 0	8- 0				
0- 2	0- 0	0- 0	AWAY	0- 1	0- 1	0- 0				
2- 0	0- 0	0- 0	NEUTRAL	1- 0	0- 0	1- 0				
2- 4	0- 1	1- 1	CONFERENCE	0- 2	1- 0	0- 0				
2- 1	0- 0	1- 0	HOME	0- 1	1- 0	0- 0				
0- 3	0- 1	0- 1	AWAY	0- 1	0- 0	0- 0				
0- 0	0- 0	0- 0	NEUTRAL	0- 0	0- 0	0- 0				

RPI	S	Opponent	Score	RPI	S	Opponent	Score	RPI	S	Opponent	Score	RPI	S	Opponent	Score	Team's RPI: 124
13	A	Kentucky	48 73	32	A	Florida	72 80	51	H	Vanderbilt	48 54	101	A	Georgia Tech	58 70	
				47	H	Georgia	64 50	63	A	Auburn	59 72	103	H	Georgetown	78 66	
								89	N	Middle Tenn.	64 46	107	H	LSU	62 45	
								90	A	UT Martin	65 83	192	H	Grambling	72 57	
												226	N	Utah Valley	67 60	
												254	H	Appalachian St.	93 59	
												264	H	Georgia St.	72 56	
												311	H	North Florida	69 47	
												317	H	Alcorn	97 50	
												319	H	Lipscomb	68 49	
												344	H	Mississippi Val.	98 35	
												346	H	Alabama A&M	96 44	
LAST 12 Division I GAMES:																
32	A	Florida	72 80	319	H	Lipscomb	68 49									
47	H	Georgia	64 50	192	H	Grambling	72 57									
63	A	Auburn	59 72	101	A	Georgia Tech	58 70									
51	H	Vanderbilt	48 54	311	H	North Florida	69 47									
13	A	Kentucky	48 73	103	H	Georgetown	78 66									
107	H	LSU	62 45	317	H	Alcorn	97 50									

Non-Div I Games:

Alabama

■ Loss,
 ■ Non-Conf, S Site,
 ■ Home
 ■ Away
 N Neutral

Average RPI Win:	344	WON-LOST	WINNING	LAST 10	STRENGTH OF	OPP. STRENGTH	TEAM	ADJ.	CONF.	ADJ CONF.
Average RPI Loss:	212	RECORD	PCT. RANK	GAMES	SCHEDULE	OF SCHEDULE	RPI	RPI	RPI	RPI
DIV. I ONLY	2- 13	328	2- 7	326	340	346	346	32	32	
DIV. I NON-CONF.	0- 9	338	0- 5	147	320	330	330	30	30	
TOTALS	RPI 1-25	RPI 26-50	W-L RECORDS	RPI 51-100	RPI 101-150	RPI 150+				
2- 13	0- 0	0- 0	OVERALL	0- 1	0- 4	2- 8				
2- 5	0- 0	0- 0	HOME	0- 1	0- 2	2- 2				
0- 8	0- 0	0- 0	AWAY	0- 0	0- 2	0- 6				
0- 0	0- 0	0- 0	NEUTRAL	0- 0	0- 0	0- 0				
0- 9	0- 0	0- 0	NON-CONFERENCE	0- 1	0- 4	0- 4				
0- 5	0- 0	0- 0	HOME	0- 1	0- 2	0- 2				
0- 4	0- 0	0- 0	AWAY	0- 0	0- 2	0- 2				
0- 0	0- 0	0- 0	NEUTRAL	0- 0	0- 0	0- 0				
2- 4	0- 0	0- 0	CONFERENCE	0- 0	0- 0	2- 4				
2- 0	0- 0	0- 0	HOME	0- 0	0- 0	2- 0				
0- 4	0- 0	0- 0	AWAY	0- 0	0- 0	0- 4				
0- 0	0- 0	0- 0	NEUTRAL	0- 0	0- 0	0- 0				

RPI 1-25				RPI 26-50				RPI 51-100				RPI 101+				Team's RPI: 346	
RPI	S	Opponent	Score	RPI	S	Opponent	Score	RPI	S	Opponent	Score	RPI	S	Opponent	Score		
								86	H	Saint Louis	60	91	117	H	Belmont	28	78
												124	A	Alabama	44	96	
												140	A	Ole Miss	42	103	
												143	H	Samford	30	54	
												177	H	Southeast Mo. St.	58	69	
												188	A	Marshall	45	81	
												192	A	Grambling	56	75	
												302	H	Murray St.	59	76	
												309	A	Morehead St.	69	112	
												317	A	Alcorn	52	68	
												326	A	Jackson St.	58	59	
												330	A	Alabama St.	50	86	
												343	H	Ark.-Pine Bluff	78	70	
												344	H	Mississippi Val.	79	68	
LAST 12 Division I GAMES:																	
				317	A	Alcorn	52	68		140	A	Ole Miss	42	103			
				330	A	Alabama St.	50	86		309	A	Morehead St.	69	112			
				344	H	Mississippi Val.	79	68		86	H	Saint Louis	60	91			
				343	H	Ark.-Pine Bluff	78	70		188	A	Marshall	45	81			
				326	A	Jackson St.	58	59		143	H	Samford	30	54			
				192	A	Grambling	56	75		117	H	Belmont	28	78			

Non-Div I Games: Tuskegee 66 55

Alabama A&M

■ Loss,
 ■ Non-Conf, S Site,
 ■ Home
 ■ Away
 N Neutral

Average RPI Win:	283	WON-LOST	WINNING	LAST 10	STRENGTH OF	OPP. STRENGTH	TEAM	ADJ.	CONF.	ADJ CONF.
Average RPI Loss:	204	RECORD	PCT. RANK	GAMES	SCHEDULE	OF SCHEDULE	RPI	RPI	RPI	RPI
DIV. I ONLY	5- 9	241	4- 5	345	317	330	330	32	32	
DIV. I NON-CONF.	1- 7	318	0- 5	279	279	338	338	30	30	
TOTALS	RPI 1-25	RPI 26-50	W-L RECORDS	RPI 51-100	RPI 101-150	RPI 150+				
5- 9	0- 0	0- 0	OVERALL	0- 0	0- 3	5- 6				
3- 4	0- 0	0- 0	HOME	0- 0	0- 1	3- 3				
1- 4	0- 0	0- 0	AWAY	0- 0	0- 2	1- 2				
1- 1	0- 0	0- 0	NEUTRAL	0- 0	0- 0	1- 1				
1- 7	0- 0	0- 0	NON-CONFERENCE	0- 0	0- 3	1- 4				
0- 4	0- 0	0- 0	HOME	0- 0	0- 1	0- 3				
0- 2	0- 0	0- 0	AWAY	0- 0	0- 2	0- 0				
1- 1	0- 0	0- 0	NEUTRAL	0- 0	0- 0	1- 1				
4- 2	0- 0	0- 0	CONFERENCE	0- 0	0- 0	4- 2				
3- 0	0- 0	0- 0	HOME	0- 0	0- 0	3- 0				
1- 2	0- 0	0- 0	AWAY	0- 0	0- 0	1- 2				
0- 0	0- 0	0- 0	NEUTRAL	0- 0	0- 0	0- 0				

RPI 1-25			RPI 26-50			RPI 51-100			RPI 101+			Team's RPI: 330
RPI	S	Opponent	Score	RPI	S	Opponent	Score	RPI	S	Opponent	Score	
								101	A	Georgia Tech	54	80
								140	A	Southern Miss.	44	65
								143	H	Samford	35	54
								152	H	Troy	59	73
								169	A	Southern U.	60	59
								192	A	Grambling	69	89
								214	N	Siena	57	53
								224	N	Tennessee St.	64	74
								248	H	South Ala.	43	47
								310	H	Savannah St.	49	60
								326	A	Jackson St.	69	70
								343	H	Ark.-Pine Bluff	72	63
								344	H	Mississippi Val.	100	50
								346	H	Alabama A&M	86	50
LAST 12 Division I GAMES:												
169	A	Southern U.	60	59	143	H	Samford	35	54			
346	H	Alabama A&M	86	50	152	H	Troy	59	73			
343	H	Ark.-Pine Bluff	72	63	310	H	Savannah St.	49	60			
344	H	Mississippi Val.	100	50	248	H	South Ala.	43	47			
192	A	Grambling	69	89	101	A	Georgia Tech	54	80			
326	A	Jackson St.	69	70	214	N	Siena	57	53			

Non-Div I Games: Mobile 71 56

Alabama St.

■ Loss,
 ■ Non-Conf,
 ■ S Site,
 ■ Home
 ■ A Away
 N Neutral

Albany (NY)

Through Games Of Jan. 24, 2016

Average RPI Win:	199	WON-LOST	WINNING	LAST 10	STRENGTH OF	OPP. STRENGTH	TEAM	ADJ.	CONF.	ADJ CONF.
Average RPI Loss:	37	RECORD	PCT. RANK	GAMES	SCHEDULE	OF SCHEDULE	RPI	RPI	RPI	RPI
DIV. I ONLY	15- 3	22	9- 1	146	157	44	44	15	15	
DIV. I NON-CONF.	9- 3	69	4- 2	156	108	48	48	16	16	
TOTALS	RPI 1-25	RPI 26-50	W-L RECORDS	RPI 51-100	RPI 101-150	RPI 150+				
15- 3	0- 2	0- 0	OVERALL	3- 1	1- 0	11- 0				
6- 0	0- 0	0- 0	HOME	3- 0	0- 0	3- 0				
7- 3	0- 2	0- 0	AWAY	0- 1	0- 0	7- 0				
2- 0	0- 0	0- 0	NEUTRAL	0- 0	1- 0	1- 0				
9- 3	0- 2	0- 0	NON-CONFERENCE	1- 1	1- 0	7- 0				
3- 0	0- 0	0- 0	HOME	1- 0	0- 0	2- 0				
4- 3	0- 2	0- 0	AWAY	0- 1	0- 0	4- 0				
2- 0	0- 0	0- 0	NEUTRAL	0- 0	1- 0	1- 0				
6- 0	0- 0	0- 0	CONFERENCE	2- 0	0- 0	4- 0				
3- 0	0- 0	0- 0	HOME	2- 0	0- 0	1- 0				
3- 0	0- 0	0- 0	AWAY	0- 0	0- 0	3- 0				
0- 0	0- 0	0- 0	NEUTRAL	0- 0	0- 0	0- 0				

RPI 1-25				RPI 26-50				RPI 51-100				RPI 101+			
RPI	S	Opponent	Score	RPI	S	Opponent	Score	RPI	S	Opponent	Score	RPI	S	Opponent	Score
11	A	Tennessee	55 63					80	A	Army West Point	62 65	127	N	Toledo	63 55
19	A	Southern California	67 68					91	H	Maine	64 59	182	A	Rhode Island	67 58
								93	H	Yale	74 70	197	A	UMBC	77 42
								100	H	Stony Brook	73 54	199	N	UC Davis	80 70
												210	A	Binghamton	59 47
												214	A	Siena	61 42
												216	H	Providence	71 58
												229	A	Fairfield	62 50
												246	A	New Hampshire	78 52
												252	H	Pepperdine	64 49
												288	H	Vermont	72 43
												347	A	Boston U.	83 43
LAST 12 Division I GAMES:															
100	H	Stony Brook	73 54	93	H	Yale	74 70								
210	A	Binghamton	59 47	19	A	Southern California	67 68								
91	H	Maine	64 59	199	N	UC Davis	80 70								
246	A	New Hampshire	78 52	214	A	Siena	61 42								
288	H	Vermont	72 43	229	A	Fairfield	62 50								
197	A	UMBC	77 42	80	A	Army West Point	62 65								

Non-Div I Games:

Albany (NY)

Loss, Non-Conf, S Site, H Home A Away N Neutral

A

A








































































































Non-Div I Games:	Mt. Mercy	60	56	Delta St.	66	57
------------------	-----------	----	----	-----------	----	----

Page 9

American





Through Games Of Jan. 24, 2016

Average RPI Win: 261	WON-LOST	WINNING	LAST 10	STRENGTH OF	OPP. STRENGTH	TEAM	ADJ.	CONF.	ADJ CONF.
Average RPI Loss: 149	RECORD	PCT. RANK	GAMES	SCHEDULE	OF SCHEDULE	RPI	RPI	RPI	RPI
DIV. I ONLY	4- 14	301	4- 6	98	309	240	240	28	28
DIV. I NON-CONF.	2- 9	296	2- 3	30	259	207	207	29	29
TOTALS	RPI 1-25	RPI 26-50	W-L RECORDS	RPI 51-100	RPI 101-150	RPI 150+			
4- 14	0- 0	0- 1	OVERALL	0- 5	0- 3	4- 5			
1- 6	0- 0	0- 0	HOME	0- 3	0- 2	1- 1			
3- 8	0- 0	0- 1	AWAY	0- 2	0- 1	3- 4			
0- 0	0- 0	0- 0	NEUTRAL	0- 0	0- 0	0- 0			
2- 9	0- 0	0- 1	NON-CONFERENCE	0- 4	0- 2	2- 2			
1- 3	0- 0	0- 0	HOME	0- 2	0- 1	1- 0			
1- 6	0- 0	0- 1	AWAY	0- 2	0- 1	1- 2			
0- 0	0- 0	0- 0	NEUTRAL	0- 0	0- 0	0- 0			
2- 5	0- 0	0- 0	CONFERENCE	0- 1	0- 1	2- 3			
0- 3	0- 0	0- 0	HOME	0- 1	0- 1	0- 1			
2- 2	0- 0	0- 0	AWAY	0- 0	0- 0	2- 2			
0- 0	0- 0	0- 0	NEUTRAL	0- 0	0- 0	0- 0			

RPI S	Opponent	Score	RPI S	Opponent	Score	RPI S	Opponent	Score	RPI S	Opponent	Score	Team's RPI: 240
			33   George Washington	48  		58   Princeton	34  		115  Bucknell	60  		
						70   James Madison	45  		132   Pittsburgh	58  		
						72   Hofstra	51  		142   Wake Forest	70  		
						80   Army West Point	42  		161   William & Mary	51  		
						88   Elon	54  		197   UMBC	46  		
									217   Lehigh	59 55		
									243   Manhattan	52 48		
									261   Loyola Maryland	46  		
									279   Colgate	49 37		
									305   Dartmouth	45 41		
									332   Lafayette	51  		
									347   Boston U.	59  		
LAST 12 Division I GAMES:												
			332   Lafayette	51  		261   Loyola Maryland	46  					
			80   Army West Point	42  		132   Pittsburgh	58  					
			347   Boston U.	59  		243   Manhattan	52 48					
			217   Lehigh	59 55		305   Dartmouth	45 41					
			115   Bucknell	60  		70   James Madison	45  					
			279   Colgate	49 37		197   UMBC	46  					

Non-Div I Games:

American

 Loss,
  Non-Conf,
 S Site,
  Home
  Away
 N Neutral

Average RPI Win:	202	WON-LOST	WINNING	LAST 10	STRENGTH OF	OPP. STRENGTH	TEAM	ADJ.	CONF.	ADJ CONF.
Average RPI Loss:	155	RECORD	PCT. RANK	GAMES	SCHEDULE	OF SCHEDULE	RPI	RPI	RPI	RPI
DIV. I ONLY	5- 11	267	4- 6	159	219	254	254	16	16	
DIV. I NON-CONF.	3- 6	234	2- 3	173	238	254	254	15	15	
TOTALS	RPI 1-25	RPI 26-50	W-L RECORDS	RPI 51-100	RPI 101-150	RPI 150+				
5- 11	0- 0	0- 0	OVERALL	0- 3	1- 3	4- 5				
4- 3	0- 0	0- 0	HOME	0- 0	1- 1	3- 2				
1- 6	0- 0	0- 0	AWAY	0- 2	0- 2	1- 2				
0- 2	0- 0	0- 0	NEUTRAL	0- 1	0- 0	0- 1				
3- 6	0- 0	0- 0	NON-CONFERENCE	0- 1	1- 3	2- 2				
3- 1	0- 0	0- 0	HOME	0- 0	1- 1	2- 0				
0- 3	0- 0	0- 0	AWAY	0- 0	0- 2	0- 1				
0- 2	0- 0	0- 0	NEUTRAL	0- 1	0- 0	0- 1				
2- 5	0- 0	0- 0	CONFERENCE	0- 2	0- 0	2- 3				
1- 2	0- 0	0- 0	HOME	0- 0	0- 0	1- 2				
1- 3	0- 0	0- 0	AWAY	0- 2	0- 0	1- 1				
0- 0	0- 0	0- 0	NEUTRAL	0- 0	0- 0	0- 0				

RPI 1-25				RPI 26-50				RPI 51-100				RPI 101+ Team's RPI: 254					
RPI	S	Opponent	Score	RPI	S	Opponent	Score	RPI	S	Opponent	Score	RPI	S	Opponent	Score		
								55	A	Arkansas St.	60	83	109	A	North Carolina	59	68
								81	N	South Dakota	60	87	118	H	Liberty	68	74
								98	A	La.-Lafayette	51	60	124	A	Alabama	59	93
													144	H	ETSU	70	52
													167	H	Texas St.	90	71
													173	A	Little Rock	50	67
													191	H	Texas-Arlington	45	76
													198	A	Col. of Charleston	50	60
													206	H	Furman	92	78
													225	H	Richmond	73	59
													264	H	Georgia St.	75	80
													270	A	La.-Monroe	57	54
													297	N	Delaware St.	69	76
LAST 12 Division I GAMES:																	
264	H	Georgia St.	75	80	270	A	La.-Monroe	57	54								
55	A	Arkansas St.	60	83	206	H	Furman	92	78								
173	A	Little Rock	50	67	225	H	Richmond	73	59								
167	H	Texas St.	90	71	109	A	North Carolina	59	68								
191	H	Texas-Arlington	45	76	198	A	Col. of Charleston	50	60								
98	A	La.-Lafayette	51	60	297	N	Delaware St.	69	76								

Non-Div I Games:

Appalachian St.

■ Loss,
 ■ Non-Conf,
 ■ S Site,
 ■ H Home
 ■ A Away
 N Neutral

Average RPI Win:	165	WON-LOST	WINNING	LAST 10	STRENGTH OF	OPP. STRENGTH	TEAM	ADJ.	CONF.	ADJ CONF.
Average RPI Loss:	47	RECORD	PCT. RANK	GAMES	SCHEDULE	OF SCHEDULE	RPI	RPI	RPI	RPI
DIV. I ONLY	11- 9	150	4- 6	42	20	84	84	1	1	
DIV. I NON-CONF.	9- 3	69	2- 2	98	127	60	60	1	1	
TOTALS	RPI 1-25	RPI 26-50	W-L RECORDS	RPI 51-100	RPI 101-150	RPI 150+				
11- 9	0- 4	0- 0	OVERALL	1- 4	3- 1	7- 0				
8- 3	0- 2	0- 0	HOME	1- 1	2- 0	5- 0				
2- 4	0- 0	0- 0	AWAY	0- 0	1- 0	1- 0				
1- 2	0- 0	0- 0	NEUTRAL	0- 1	0- 1	1- 0				
9- 3	0- 0	0- 0	NON-CONFERENCE	0- 2	3- 1	6- 0				
6- 0	0- 0	0- 0	HOME	0- 0	2- 0	4- 0				
2- 1	0- 0	0- 0	AWAY	0- 1	1- 0	1- 0				
1- 2	0- 0	0- 0	NEUTRAL	0- 1	0- 1	1- 0				
2- 6	0- 4	0- 0	CONFERENCE	1- 2	0- 0	1- 0				
2- 3	0- 2	0- 0	HOME	1- 1	0- 0	1- 0				
0- 3	0- 2	0- 0	AWAY	0- 1	0- 0	0- 0				
0- 0	0- 0	0- 0	NEUTRAL	0- 0	0- 0	0- 0				

RPI 1-25				RPI 26-50				RPI 51-100 Team's RPI: 84				RPI 101+			
RPI	S	Opponent	Score	RPI	S	Opponent	Score	RPI	S	Opponent	Score	RPI	S	Opponent	Score
6	H	Stanford	34 59					52	A	Washington St.	46 67	110	H	New Mexico St.	68 64
10	A	Arizona St.	49 61					56	H	Utah	55 60	127	A	Toledo	62 59
10	H	Arizona St.	47 62					60	H	California	57 52	137	N	SMU	46 58
17	A	Washington	47 63					64	A	San Diego	54 59	145	H	Pacific	69 56
								71	N	FGCU	55 57	158	H	George Mason	68 60
												160	A	North Texas	51 44
												171	H	Colorado	63 52
												183	H	Louisiana Tech	77 67
												184	H	Kansas	67 52
												209	N	Gardner-Webb	79 60
												306	H	Howard	65 28
LAST 12 Division I GAMES:															
10	H	Arizona St.	47 62	60	H	California	57 52								
10	A	Arizona St.	49 61	6	H	Stanford	34 59								
171	H	Colorado	63 52	158	H	George Mason	68 60								
56	H	Utah	55 60	209	N	Gardner-Webb	79 60								
17	A	Washington	47 63	71	N	FGCU	55 57								
52	A	Washington St.	46 67	137	N	SMU	46 58								

Non-Div I Games:

Arizona

Average RPI Win:	113	WON-LOST	WINNING	LAST 10	STRENGTH OF	OPP. STRENGTH	TEAM	ADJ.	CONF.	ADJ CONF.
Average RPI Loss:	43	RECORD	PCT. RANK	GAMES	SCHEDULE	OF SCHEDULE	RPI	RPI	RPI	RPI
DIV. I ONLY	17- 3	16	10- 0	24	10	10	10	1	1	
DIV. I NON-CONF.	9- 3	69	4- 0	36	39	34	34	1	1	
TOTALS	RPI 1-25	RPI 26-50	W-L RECORDS	RPI 51-100	RPI 101-150	RPI 150+				
17- 3	4- 2	0- 0	OVERALL	6- 0	1- 1	6- 0				
9- 2	2- 1	0- 0	HOME	4- 0	0- 1	3- 0				
7- 0	2- 0	0- 0	AWAY	2- 0	1- 0	2- 0				
1- 1	0- 1	0- 0	NEUTRAL	0- 0	0- 0	1- 0				
9- 3	2- 2	0- 0	NON-CONFERENCE	1- 0	1- 1	5- 0				
4- 2	1- 1	0- 0	HOME	1- 0	0- 1	2- 0				
4- 0	1- 0	0- 0	AWAY	0- 0	1- 0	2- 0				
1- 1	0- 1	0- 0	NEUTRAL	0- 0	0- 0	1- 0				
8- 0	2- 0	0- 0	CONFERENCE	5- 0	0- 0	1- 0				
5- 0	1- 0	0- 0	HOME	3- 0	0- 0	1- 0				
3- 0	1- 0	0- 0	AWAY	2- 0	0- 0	0- 0				
0- 0	0- 0	0- 0	NEUTRAL	0- 0	0- 0	0- 0				

RPI 1-25				Team's RPI: 10		RPI 26-50				RPI 51-100				RPI 101+			
RPI	S	Opponent	Score	RPI	S	Opponent	Score	RPI	S	Opponent	Score	RPI	S	Opponent	Score		
2	N	South Carolina	58 60					52	A	Washington St.	63 45	113	H	VCU	48 57		
6	H	Stanford	49 31					56	H	Utah	80 60	137	A	SMU	64 57		
13	H	Kentucky	64 68					60	H	California	57 49	155	A	Hawaii	75 49		
14	H	Florida St.	68 56					84	A	Arizona	62 47	171	H	Colorado	64 37		
17	A	Washington	68 61					84	H	Arizona	61 49	199	H	Columbia	70 49		
22	A	Syracuse	61 54					92	H	Marquette	90 80	218	A	Hartford	60 29		

Average RPI Win:	317	WON-LOST	WINNING	LAST 10	STRENGTH OF	OPP. STRENGTH	TEAM	ADJ.	CONF.	ADJ CONF.
Average RPI Loss:	179	RECORD	PCT. RANK	GAMES	SCHEDULE	OF SCHEDULE	RPI	RPI	RPI	RPI
DIV. I ONLY	1- 12	340	1- 9	301	206	343	343	32	32	
DIV. I NON-CONF.	0- 7	338	0- 5	42	34	269	269	30	30	
TOTALS	RPI 1-25	RPI 26-50	W-L RECORDS	RPI 51-100	RPI 101-150	RPI 150+				
1- 12	0- 0	0- 1	OVERALL	0- 2	0- 4	1- 5				
1- 1	0- 0	0- 0	HOME	0- 0	0- 0	1- 1				
0- 11	0- 0	0- 1	AWAY	0- 0	0- 3	0- 2				
0- 0	0- 0	0- 0	NEUTRAL	0- 0	0- 0	0- 0				
0- 7	0- 0	0- 1	NON-CONFERENCE	0- 2	0- 4	0- 0				
0- 0	0- 0	0- 0	HOME	0- 0	0- 0	0- 0				
0- 7	0- 0	0- 1	AWAY	0- 2	0- 4	0- 0				
0- 0	0- 0	0- 0	NEUTRAL	0- 0	0- 0	0- 0				
1- 5	0- 0	0- 0	CONFERENCE	0- 0	0- 0	1- 5				
1- 1	0- 0	0- 0	HOME	0- 0	0- 0	1- 1				
0- 4	0- 0	0- 0	AWAY	0- 0	0- 0	0- 4				
0- 0	0- 0	0- 0	NEUTRAL	0- 0	0- 0	0- 0				

RPI 1-25				RPI 26-50				RPI 51-100				RPI 101+				Team's RPI: 343	
RPI	S	Opponent	Score	RPI	S	Opponent	Score	RPI	S	Opponent	Score	RPI	S	Opponent	Score		
				26	A	Missouri	34 85	59	A	Nebraska	46 96	122	A	Texas Tech	40 84		
								77	A	Iowa St.	41 70	127	A	Toledo	47 74		
												140	A	Ole Miss	45 80		
												149	A	UAB	32 82		
												169	H	Southern U.	61 78		
												263	A	Prairie View	55 70		
												317	H	Alcorn	71 69		
												330	A	Alabama St.	63 72		
												344	A	Mississippi Val.	60 62		
												346	A	Alabama A&M	70 78		
LAST 12 Division I GAMES:																	
				263	A	Prairie View	55 70	127	A	Toledo	47 74						
				317	H	Alcorn	71 69	122	A	Texas Tech	40 84						
				169	H	Southern U.	61 78	77	A	Iowa St.	41 70						
				330	A	Alabama St.	63 72	140	A	Ole Miss	45 80						
				346	A	Alabama A&M	70 78	149	A	UAB	32 82						
				344	A	Mississippi Val.	60 62	26	A	Missouri	34 85						

Non-Div I Games: Talladega 73 83 Philander Smith 63 51 Tougaloo 65 51 Talladega 68 55
Ark.-Pine Bluff

Arkansas

Through Games Of Jan. 24, 2016

Average RPI Win:	173	WON-LOST	WINNING	LAST 10	STRENGTH OF	OPP. STRENGTH	TEAM	ADJ.	CONF.	ADJ CONF.
Average RPI Loss:	71	RECORD	PCT. RANK	GAMES	SCHEDULE	OF SCHEDULE	RPI	RPI	RPI	RPI
DIV. I ONLY	9- 11	197	6- 4	50	49	126	126	2	2	
DIV. I NON-CONF.	5- 8	209	3- 2	183	154	245	245	2	2	
TOTALS	RPI 1-25	RPI 26-50	W-L RECORDS	RPI 51-100	RPI 101-150	RPI 150+				
9- 11	2- 3	1- 2	OVERALL	0- 3	2- 1	4- 2				
8- 2	2- 0	1- 0	HOME	0- 0	1- 1	4- 1				
1- 6	0- 1	0- 2	AWAY	0- 2	1- 0	0- 1				
0- 3	0- 2	0- 0	NEUTRAL	0- 1	0- 0	0- 0				
5- 8	0- 2	0- 1	NON-CONFERENCE	0- 2	1- 1	4- 2				
5- 2	0- 0	0- 0	HOME	0- 0	1- 1	4- 1				
0- 3	0- 0	0- 1	AWAY	0- 1	0- 0	0- 1				
0- 3	0- 2	0- 0	NEUTRAL	0- 1	0- 0	0- 0				
4- 3	2- 1	1- 1	CONFERENCE	0- 1	1- 0	0- 0				
3- 0	2- 0	1- 0	HOME	0- 0	0- 0	0- 0				
1- 3	0- 1	0- 1	AWAY	0- 1	1- 0	0- 0				
0- 0	0- 0	0- 0	NEUTRAL	0- 0	0- 0	0- 0				

RPI	S	Opponent	Score	RPI	S	Opponent	Score	RPI	S	Opponent	Score	RPI	S	Opponent	Score	Team's RPI: 126
2	A	South Carolina	32 85	26	H	Missouri	64 52	63	A	Auburn	60 71	104	H	Missouri St.	54 69	
8	N	Texas	50 61	37	A	Mississippi St.	55 80	65	A	South Dakota St.	69 76	107	A	LSU	48 44	
9	N	Oregon St.	47 63	40	A	Rutgers	40 60	98	N	La.-Lafayette	59 67	139	H	Oral Roberts	65 50	
11	H	Tennessee	64 59									162	A	Butler	57 63	
18	H	Texas A&M	67 61									190	H	Tulsa	67 74	
												244	H	Sam Houston St.	67 47	
												321	H	Southeastern La.	97 53	
												344	H	Mississippi Val.	86 46	
												345	H	New Orleans	73 41	
LAST 12 Division I GAMES:																
63	A	Auburn	60 71	2	A	South Carolina	32 85									
107	A	LSU	48 44	345	H	New Orleans	73 41									
26	H	Missouri	64 52	344	H	Mississippi Val.	86 46									
11	H	Tennessee	64 59	8	N	Texas	50 61									
37	A	Mississippi St.	55 80	162	A	Butler	57 63									
18	H	Texas A&M	67 61	139	H	Oral Roberts	65 50									

Non-Div I Games:

Arkansas

■ Loss,
■ Non-Conf,
■ S Site,
■ H Home
■ A Away
N Neutral

Average RPI Win:	203	WON-LOST	WINNING	LAST 10	STRENGTH OF	OPP. STRENGTH	TEAM	ADJ.	CONF.	ADJ CONF.
Average RPI Loss:	53	RECORD	PCT. RANK	GAMES	SCHEDULE	OF SCHEDULE	RPI	RPI	RPI	RPI
DIV. I ONLY	14- 3	26	9- 1	169	164	55	55	16	16	
DIV. I NON-CONF.	6- 3	100	2- 2	135	142	69	69	15	15	
TOTALS	RPI 1-25	RPI 26-50	W-L RECORDS	RPI 51-100	RPI 101-150	RPI 150+				
14- 3	0- 0	0- 1	OVERALL	3- 2	0- 0	11- 0				
7- 0	0- 0	0- 0	HOME	1- 0	0- 0	6- 0				
7- 3	0- 0	0- 1	AWAY	2- 2	0- 0	5- 0				
0- 0	0- 0	0- 0	NEUTRAL	0- 0	0- 0	0- 0				
6- 3	0- 0	0- 1	NON-CONFERENCE	2- 2	0- 0	4- 0				
3- 0	0- 0	0- 0	HOME	0- 0	0- 0	3- 0				
3- 3	0- 0	0- 1	AWAY	2- 2	0- 0	1- 0				
0- 0	0- 0	0- 0	NEUTRAL	0- 0	0- 0	0- 0				
8- 0	0- 0	0- 0	CONFERENCE	1- 0	0- 0	7- 0				
4- 0	0- 0	0- 0	HOME	1- 0	0- 0	3- 0				
4- 0	0- 0	0- 0	AWAY	0- 0	0- 0	4- 0				
0- 0	0- 0	0- 0	NEUTRAL	0- 0	0- 0	0- 0				

RPI 1-25				RPI 26-50				RPI 51-100				Team's RPI: 55	RPI 101+			
RPI	S	Opponent	Score	RPI	S	Opponent	Score	RPI	S	Opponent	Score		RPI	S	Opponent	Score
				32	A	Florida	72 76	59	A	Nebraska	71 79		152	A	Troy	101 81
								67	A	Chattanooga	54 55		167	A	Texas St.	74 59
								71	A	FGCU	62 48		173	H	Little Rock	66 53
								90	A	UT Martin	76 74		191	A	Texas-Arlington	78 71
								98	H	La.-Lafayette	83 56		242	H	Austin Peay	66 55
													248	A	South Ala.	66 53
													254	H	Appalachian St.	83 60
													270	H	La.-Monroe	66 43
													273	A	Tennessee Tech	77 55
													292	H	Wichita St.	67 40
													317	H	Alcorn	82 50
LAST 12 Division I GAMES:																
				167	A	Texas St.	74 59					248	A	South Ala.	66 53	
				191	A	Texas-Arlington	78 71					152	A	Troy	101 81	
				173	H	Little Rock	66 53					59	A	Nebraska	71 79	
				254	H	Appalachian St.	83 60					242	H	Austin Peay	66 55	
				98	H	La.-Lafayette	83 56					317	H	Alcorn	82 50	
				270	H	La.-Monroe	66 43					32	A	Florida	72 76	

Non-Div I Games:

Arkansas St.

Army West Point

Through Games Of Jan. 24, 2016

Average RPI Win:	242	WON-LOST	WINNING	LAST 10	STRENGTH OF	OPP. STRENGTH	TEAM	ADJ.	CONF.	ADJ CONF.
Average RPI Loss:	77	RECORD	PCT. RANK	GAMES	SCHEDULE	OF SCHEDULE	RPI	RPI	RPI	RPI
DIV. I ONLY	15- 2	12	8- 1	275	273	80	80	28	28	
DIV. I NON-CONF.	8- 1	23	3- 0	274	216	75	75	29	29	
TOTALS	RPI 1-25	RPI 26-50	W-L RECORDS	RPI 51-100	RPI 101-150	RPI 150+				
15- 2	0- 0	1- 1	OVERALL	1- 0	1- 1	12- 0				
9- 0	0- 0	1- 0	HOME	0- 0	1- 0	7- 0				
5- 2	0- 0	0- 1	AWAY	1- 0	0- 1	4- 0				
1- 0	0- 0	0- 0	NEUTRAL	0- 0	0- 0	1- 0				
8- 1	0- 0	1- 1	NON-CONFERENCE	1- 0	1- 0	5- 0				
5- 0	0- 0	1- 0	HOME	0- 0	1- 0	3- 0				
3- 1	0- 0	0- 1	AWAY	1- 0	0- 0	2- 0				
0- 0	0- 0	0- 0	NEUTRAL	0- 0	0- 0	0- 0				
7- 1	0- 0	0- 0	CONFERENCE	0- 0	0- 1	7- 0				
4- 0	0- 0	0- 0	HOME	0- 0	0- 0	4- 0				
2- 1	0- 0	0- 0	AWAY	0- 0	0- 1	2- 0				
1- 0	0- 0	0- 0	NEUTRAL	0- 0	0- 0	1- 0				

RPI S	Opponent	Score	RPI S	Opponent	Score	RPI S	Opponent	Score	RPI S	Opponent	Score
39	A Duke	61 72	44	H Albany (NY)	65 62	93	A Yale	65 61	115	A Bucknell	69 79
									128	H Quinnipiac	67 57
									217	H Lehigh	63 39
									240	A American	52 42
									252	H Pepperdine	63 53
									253	N Navy	75 38
									261	H Loyola Maryland	70 37
									265	H Holy Cross	77 58
									279	H Colgate	67 55
									290	H Rider	57 42
									300	H Central Conn. St.	81 52
									332	A Lafayette	78 45
									335	A NJIT	71 35
									341	A St. Francis Brooklyn	74 35
LAST 12 Division I GAMES:											
253	N Navy	75 38	115	A Bucknell	69 79	217	H Lehigh	63 39	335	A NJIT	71 35
265	H Holy Cross	77 58	341	A St. Francis Brooklyn	74 35	44	H Albany (NY)	65 62	493	A Yale	65 61
240	A American	52 42									
279	H Colgate	67 55									
261	H Loyola Maryland	70 37									
332	A Lafayette	78 45									

Non-Div I Games: Emerson 86 47

Army West Point

Loss, Non-Conf, S Site, H Home A Away N Neutral

Average RPI Loss: 44

Average RPI Win:	182	WON-LOST	WINNING	LAST 10	STRENGTH OF	OPP. STRENGTH	TEAM	ADJ.	CONF.	ADJ CONF.
Average RPI Loss:	44	RECORD	PCT. RANK	GAMES	SCHEDULE	OF SCHEDULE	RPI	RPI	RPI	RPI
DIV. I ONLY	13- 7	89	5- 5	68	50	63	63	2	2	
DIV. I NON-CONF.	10- 3	62	4- 1	260	135	103	103	2	2	

TOTALS	RPI 1-25	RPI 26-50		W-L RECORDS	RPI 51-100		RPI 101-150		RPI 150+	
13- 7	1- 3	0- 1		OVERALL	1- 3		4- 0		7- 0	
7- 2	1- 1	0- 0		HOME	0- 1		4- 0		2- 0	
3- 5	0- 2	0- 1		AWAY	0- 2		0- 0		3- 0	
3- 0	0- 0	0- 0		NEUTRAL	1- 0		0- 0		2- 0	
10- 3	0- 0	0- 0		NON-CONFERENCE	1- 3		2- 0		7- 0	
4- 1	0- 0	0- 0		HOME	0- 1		2- 0		2- 0	
3- 2	0- 0	0- 0		AWAY	0- 2		0- 0		3- 0	
3- 0	0- 0	0- 0		NEUTRAL	1- 0		0- 0		2- 0	
3- 4	1- 3	0- 1		CONFERENCE	0- 0		2- 0		0- 0	
3- 1	1- 1	0- 0		HOME	0- 0		2- 0		0- 0	
0- 3	0- 2	0- 1		AWAY	0- 0		0- 0		0- 0	
0- 0	0- 0	0- 0		NEUTRAL	0- 0		0- 0		0- 0	

RPI 1-25				RPI 26-50				RPI 51-100				Team's RPI: 63				RPI 101+			
RPI	S	Opponent	Score	RPI	S	Opponent	Score	RPI	S	Opponent	Score	RPI	S	Opponent	Score	RPI	S	Opponent	Score
2	H	South Carolina	58 74	37	A	Mississippi St.	45 60	71	A	FGCU	45 52	124	H	Alabama	72 59				
11	A	Tennessee	52 79					85	H	Virginia	52 69	126	H	Arkansas	71 60				
13	A	Kentucky	47 54					92	A	Marquette	69 70	138	H	East Carolina	83 69				
13	H	Kentucky	66 61					95	N	Minnesota	81 79	149	H	UAB	85 71				
												154	N	Boise St.	55 53				
												158	H	George Mason	88 59				
												221	N	Coppin St.	69 54				
												268	A	Towson	74 52				
												285	H	Winthrop	76 33				
												310	A	Savannah St.	62 40				
												321	A	Southeastern La.	80 68				
LAST 12 Division I GAMES:																			
126	H	Arkansas	71 60	13	H	Kentucky	66 61												
2	H	South Carolina	58 74	71	A	FGCU	45 52												
13	A	Kentucky	47 54	158	H	George Mason	88 59												
124	H	Alabama	72 59	268	A	Towson	74 52												
11	A	Tennessee	52 79	221	N	Coppin St.	69 54												
37	A	Mississippi St.	45 60	285	H	Winthrop	76 33												

Non-Div I Games:

Auburn

■ Loss, ■ Non-Conf, S Site, H Home A Away N Neutral

Average RPI Win:	287	WON-LOST	WINNING	LAST 10	STRENGTH OF	OPP. STRENGTH	TEAM	ADJ.	CONF.	ADJ CONF.
Average RPI Loss:	117	RECORD	PCT. RANK	GAMES	SCHEDULE	OF SCHEDULE	RPI	RPI	RPI	RPI
DIV. I ONLY	5- 13	280	5- 5	145	192	242	242	23	23	
DIV. I NON-CONF.	0- 11	338	0- 5	26	98	265	265	23	23	
TOTALS	RPI 1-25	RPI 26-50	W-L RECORDS	RPI 51-100	RPI 101-150	RPI 150+				
5- 13	0- 0	0- 1	OVERALL	0- 6	0- 3	5- 3				
4- 2	0- 0	0- 0	HOME	0- 2	0- 0	4- 0				
1- 10	0- 0	0- 1	AWAY	0- 3	0- 3	1- 3				
0- 1	0- 0	0- 0	NEUTRAL	0- 1	0- 0	0- 0				
0- 11	0- 0	0- 1	NON-CONFERENCE	0- 6	0- 2	0- 2				
0- 2	0- 0	0- 0	HOME	0- 2	0- 0	0- 0				
0- 8	0- 0	0- 1	AWAY	0- 3	0- 2	0- 2				
0- 1	0- 0	0- 0	NEUTRAL	0- 1	0- 0	0- 0				
5- 2	0- 0	0- 0	CONFERENCE	0- 0	0- 1	5- 1				
4- 0	0- 0	0- 0	HOME	0- 0	0- 0	4- 0				
1- 2	0- 0	0- 0	AWAY	0- 0	0- 1	1- 1				
0- 0	0- 0	0- 0	NEUTRAL	0- 0	0- 0	0- 0				

RPI 1-25				RPI 26-50				RPI 51-100				RPI 101+				Team's RPI: 242	
RPI	S	Opponent	Score	RPI	S	Opponent	Score	RPI	S	Opponent	Score	RPI	S	Opponent	Score		
				43	A	Ball St.	44 72	51	A	Vanderbilt	56 73	105	A	Wright St.	56 77		
								53	A	Western Ky.	69 88	117	A	Belmont	82 88		
								54	N	Indiana	58 90	144	A	ETSU	76 80		
								55	A	Arkansas St.	55 66	207	H	Eastern Ky.	94 66		
								60	H	California	58 67	224	A	Tennessee St.	58 66		
								89	H	Middle Tenn.	55 86	236	A	Miami (OH)	60 75		
												273	H	Tennessee Tech	91 75		
												296	A	Kennesaw St.	65 73		
												303	H	Jacksonville St.	61 59		
												309	A	Morehead St.	96 75		
												342	H	Eastern Ill.	80 45		
LAST 12 Division I GAMES:																	
				342	H	Eastern Ill.	80 45	207	H	Eastern Ky.	94 66						
				309	A	Morehead St.	96 75	144	A	ETSU	76 80						
				117	A	Belmont	82 88	55	A	Arkansas St.	55 66						
				224	A	Tennessee St.	58 66	296	A	Kennesaw St.	65 73						
				273	H	Tennessee Tech	91 75	53	A	Western Ky.	69 88						
				303	H	Jacksonville St.	61 59	89	H	Middle Tenn.	55 86						

Non-Div I Games: Trevecca Nazarene 97 75 Christian Bros. 74 55

Austin Peay

Average RPI Win:	147	WON-LOST	WINNING	LAST 10	STRENGTH OF	OPP. STRENGTH	TEAM	ADJ.	CONF.	ADJ CONF.
Average RPI Loss:	50	RECORD	PCT. RANK	GAMES	SCHEDULE	OF SCHEDULE	RPI	RPI	RPI	RPI
DIV. I ONLY	15- 4	38	9- 1	36	85	16	16	8	8	
DIV. I NON-CONF.	7- 3	91	3- 0	17	56	17	17	9	9	
TOTALS	RPI 1-25	RPI 26-50	W-L RECORDS	RPI 51-100	RPI 101-150	RPI 150+				
15- 4	1- 0	1- 2	OVERALL	3- 2	3- 0	7- 0				
9- 0	0- 0	1- 0	HOME	2- 0	1- 0	5- 0				
3- 3	0- 0	0- 1	AWAY	1- 2	1- 0	1- 0				
3- 1	1- 0	0- 1	NEUTRAL	0- 0	1- 0	1- 0				
7- 3	1- 0	0- 2	NON-CONFERENCE	1- 1	1- 0	4- 0				
3- 0	0- 0	0- 0	HOME	1- 0	0- 0	2- 0				
1- 2	0- 0	0- 1	AWAY	0- 1	0- 0	1- 0				
3- 1	1- 0	0- 1	NEUTRAL	0- 0	1- 0	1- 0				
8- 1	0- 0	1- 0	CONFERENCE	2- 1	2- 0	3- 0				
6- 0	0- 0	1- 0	HOME	1- 0	1- 0	3- 0				
2- 1	0- 0	0- 0	AWAY	1- 1	1- 0	0- 0				
0- 0	0- 0	0- 0	NEUTRAL	0- 0	0- 0	0- 0				

RPI 1-25				Team's RPI: 16				RPI 26-50				RPI 51-100				RPI 101+			
RPI	S	Opponent	Score	RPI	S	Opponent	Score	RPI	S	Opponent	Score	RPI	S	Opponent	Score	RPI	S	Opponent	Score
18	N	Texas A&M	72 64	28	A	Oklahoma	47 73	56	H	Utah	73 59	116	A	San Francisco	66 57				
				47	N	Georgia	58 66	62	A	Colorado St.	55 61	129	N	Penn St.	63 51				
				50	H	St. Mary's (CA)	65 59	64	A	San Diego	65 78	145	H	Pacific	79 62				
								68	A	Santa Clara	68 63	155	N	Hawaii	67 56				
								76	H	Gonzaga	58 54	176	A	Weber St.	68 51				
												215	H	Utah St.	81 69				
												226	H	Utah Valley	78 62				
												249	H	Loyola Marymount	75 61				
												252	H	Pepperdine	69 64				
												271	H	Portland	78 66				
LAST 12 Division I GAMES:																			
252	H	Pepperdine	69 64	145	H	Pacific	79 62												
249	H	Loyola Marymount	75 61	50	H	St. Mary's (CA)	65 59												
271	H	Portland	78 66	64	A	San Diego	65 78												
76	H	Gonzaga	58 54	56	H	Utah	73 59												
116	A	San Francisco	66 57	176	A	Weber St.	68 51												
68	A	Santa Clara	68 63	18	N	Texas A&M	72 64												

Non-Div I Games: BYU-Hawaii 85 40

BYU

Average RPI Win:	176	WON-LOST	WINNING	LAST 10	STRENGTH OF	OPP. STRENGTH	TEAM	ADJ.	CONF.	ADJ CONF.
Average RPI Loss:	43	RECORD	PCT. RANK	GAMES	SCHEDULE	OF SCHEDULE	RPI	RPI	RPI	RPI
DIV. I ONLY	13- 4	46	8- 2	81	97	43	43	10	10	
DIV. I NON-CONF.	7- 3	91	4- 1	159	69	79	79	12	12	
TOTALS	RPI 1-25	RPI 26-50	W-L RECORDS	RPI 51-100	RPI 101-150	RPI 150+				
13- 4	0- 0	0- 3	OVERALL	3- 1	3- 0	7- 0				
8- 0	0- 0	0- 0	HOME	3- 0	2- 0	3- 0				
4- 3	0- 0	0- 1	AWAY	0- 0	1- 0	3- 0				
1- 1	0- 0	0- 1	NEUTRAL	0- 0	0- 0	1- 0				
7- 3	0- 0	0- 2	NON-CONFERENCE	2- 1	0- 0	5- 0				
4- 0	0- 0	0- 0	HOME	2- 0	0- 0	2- 0				
2- 2	0- 0	0- 1	AWAY	0- 1	0- 0	2- 0				
1- 1	0- 0	0- 1	NEUTRAL	0- 0	0- 0	1- 0				
6- 1	0- 0	0- 1	CONFERENCE	1- 0	3- 0	2- 0				
4- 0	0- 0	0- 0	HOME	1- 0	2- 0	1- 0				
2- 1	0- 0	0- 1	AWAY	0- 0	1- 0	1- 0				
0- 0	0- 0	0- 0	NEUTRAL	0- 0	0- 0	0- 0				

RPI 1-25				RPI 26-50				Team's RPI: 43		RPI 51-100				RPI 101+			
RPI	S	Opponent	Score	RPI	S	Opponent	Score		RPI	S	Opponent	Score		RPI	S	Opponent	Score
				27	A	Purdue	63 73		53	H	Western Ky.	74 60		106	A	Western Mich.	77 53
				32	N	Florida	79 85		79	A	Charlotte	66 72		121	H	Buffalo	68 63
				35	A	Ohio	48 73		86	H	Saint Louis	79 70		127	H	Toledo	75 69
									87	H	Eastern Mich.	76 54		162	H	Butler	58 50
														220	N	Massachusetts	81 54
														236	H	Miami (OH)	66 41
														241	A	Bowling Green	67 56
														242	H	Austin Peay	72 44
														291	A	Evansville	73 53
														319	A	Lipscomb	72 60
LAST 12 Division I GAMES:																	
				106	A	Western Mich.	77 53		127	H	Toledo	75 69					
				87	H	Eastern Mich.	76 54		86	H	Saint Louis	79 70					
				241	A	Bowling Green	67 56		291	A	Evansville	73 53					
				121	H	Buffalo	68 63		27	A	Purdue	63 73					
				236	H	Miami (OH)	66 41		319	A	Lipscomb	72 60					
				35	A	Ohio	48 73		162	H	Butler	58 50					

Non-Div I Games: Ohio Valley 94 45

Ball St.

■ Loss,
 ■ Non-Conf, S Site,
 ■ Home
 ■ Away
 N Neutral

Average RPI Win:	110	WON-LOST	WINNING	LAST 10	STRENGTH OF	OPP. STRENGTH	TEAM	ADJ.	CONF.	ADJ CONF.
Average RPI Loss:	20	RECORD	PCT. RANK	GAMES	SCHEDULE	OF SCHEDULE	RPI	RPI	RPI	RPI
DIV. I ONLY	19- 1	3	9- 1	14	33	4	4	3	3	
DIV. I NON-CONF.	13- 0	1	5- 0	50	57	4	4	3	3	
TOTALS	RPI 1-25	RPI 26-50	W-L RECORDS	RPI 51-100	RPI 101-150	RPI 150+				
19- 1	2- 1	5- 0	OVERALL	3- 0	2- 0	7- 0				
12- 0	0- 0	4- 0	HOME	1- 0	2- 0	5- 0				
3- 1	1- 1	0- 0	AWAY	1- 0	0- 0	1- 0				
4- 0	1- 0	1- 0	NEUTRAL	1- 0	0- 0	1- 0				
13- 0	1- 0	3- 0	NON-CONFERENCE	1- 0	2- 0	6- 0				
9- 0	0- 0	2- 0	HOME	0- 0	2- 0	5- 0				
0- 0	0- 0	0- 0	AWAY	0- 0	0- 0	0- 0				
4- 0	1- 0	1- 0	NEUTRAL	1- 0	0- 0	1- 0				
6- 1	1- 1	2- 0	CONFERENCE	2- 0	0- 0	1- 0				
3- 0	0- 0	2- 0	HOME	1- 0	0- 0	0- 0				
3- 1	1- 1	0- 0	AWAY	1- 0	0- 0	1- 0				
0- 0	0- 0	0- 0	NEUTRAL	0- 0	0- 0	0- 0				

RPI	S	Opponent	Score	RPI	S	Opponent	Score	RPI	S	Opponent	Score	RPI	S	Opponent	Score
8	A	Texas	80 67	28	H	Oklahoma	78 68	70	N	James Madison	77 63	139	H	Oral Roberts	97 39
20	A	Oklahoma St.	45 52	29	H	DePaul	86 72	77	A	Iowa St.	77 61	140	H	Southern Miss.	97 42
21	N	Michigan St.	84 76	36	H	South Fla.	66 63	97	H	TCU	72 55	156	H	McNeese St.	105 46
				42	H	West Virginia	69 64					157	H	Northwestern St.	86 44
				49	N	Miami (FL)	88 81					184	A	Kansas	58 40
												191	H	Texas-Arlington	62 20
												192	H	Grambling	96 42
												211	N	Cincinnati	72 34
												258	H	Rice	89 38
LAST 12 Division I GAMES:															
77	A	Iowa St.	77 61	20	A	Oklahoma St.	45 52	70	N	James Madison	77 63	49	N	Miami (FL)	88 81
8	A	Texas	80 67	42	H	West Virginia	69 64	139	H	Oral Roberts	97 39	156	H	McNeese St.	105 46
97	H	TCU	72 55	28	H	Oklahoma	78 68	192	H	Grambling	96 42				

Non-Div I Games:

Baylor

■ Loss,
 ■ Non-Conf, S Site,
 ■ Home
 ■ Away
 N Neutral

Belmont

Through Games Of Jan. 24, 2016

Average RPI Win:	256	WON-LOST	WINNING	LAST 10	STRENGTH OF	OPP. STRENGTH	TEAM	ADJ.	CONF.	ADJ CONF.
Average RPI Loss:	85	RECORD	PCT. RANK	GAMES	SCHEDULE	OF SCHEDULE	RPI	RPI	RPI	RPI
DIV. I ONLY	11- 7	109	5- 5	219	198	117	117	23	23	
DIV. I NON-CONF.	6- 5	146	0- 4	102	148	85	85	23	23	
TOTALS	RPI 1-25	RPI 26-50	W-L RECORDS	RPI 51-100	RPI 101-150	RPI 150+				
11- 7	0- 2	0- 0	OVERALL	0- 2	2- 2	9- 1				
7- 0	0- 0	0- 0	HOME	0- 0	1- 0	6- 0				
4- 7	0- 2	0- 0	AWAY	0- 2	1- 2	3- 1				
0- 0	0- 0	0- 0	NEUTRAL	0- 0	0- 0	0- 0				
6- 5	0- 2	0- 0	NON-CONFERENCE	0- 2	2- 1	4- 0				
3- 0	0- 0	0- 0	HOME	0- 0	1- 0	2- 0				
3- 5	0- 2	0- 0	AWAY	0- 2	1- 1	2- 0				
0- 0	0- 0	0- 0	NEUTRAL	0- 0	0- 0	0- 0				
5- 2	0- 0	0- 0	CONFERENCE	0- 0	0- 1	5- 1				
4- 0	0- 0	0- 0	HOME	0- 0	0- 0	4- 0				
1- 2	0- 0	0- 0	AWAY	0- 0	0- 1	1- 1				
0- 0	0- 0	0- 0	NEUTRAL	0- 0	0- 0	0- 0				

RPI 1-25				RPI 26-50				RPI 51-100				RPI 101+ Team's RPI: 117			
RPI	S	Opponent	Score	RPI	S	Opponent	Score	RPI	S	Opponent	Score	RPI	S	Opponent	Score
5	A	Ohio St.	56 84					53	A	Western Ky.	65 80	133	A	IUPUI	59 62
12	A	Green Bay	62 66					67	A	Chattanooga	53 62	142	A	Wake Forest	78 64
												149	H	UAB	63 62
												150	A	SIUE	60 73
												152	H	Troy	102 93
												177	A	Southeast Mo. St.	74 81
												224	H	Tennessee St.	80 65
												242	H	Austin Peay	88 82
												299	H	Cleveland St.	76 58
												302	H	Murray St.	87 61
												303	A	Jacksonville St.	44 32
												319	A	Lipscomb	90 68
												342	H	Eastern Ill.	89 61
												346	A	Alabama A&M	78 28
LAST 12 Division I GAMES:															
224	H	Tennessee St.	80 65	177	A	Southeast Mo. St.	74 81								
303	A	Jacksonville St.	44 32	53	A	Western Ky.	65 80								
242	H	Austin Peay	88 82	12	A	Green Bay	62 66								
302	H	Murray St.	87 61	133	A	IUPUI	59 62								
342	H	Eastern Ill.	89 61	67	A	Chattanooga	53 62								
150	A	SIUE	60 73	142	A	Wake Forest	78 64								

Non-Div I Games: Young Harris 80 31 Trevecca Nazarene 86 59

Belmont

Loss, Non-Conf, S Site, H Home A Away N Neutral

Average RPI Win:	294	WON-LOST	WINNING	LAST 10	STRENGTH OF	OPP. STRENGTH	TEAM	ADJ.	CONF.	ADJ CONF.
Average RPI Loss:	189	RECORD	PCT. RANK	GAMES	SCHEDULE	OF SCHEDULE	RPI	RPI	RPI	RPI
DIV. I ONLY	8- 9	186	5- 4	330	327	269	269	30	30	
DIV. I NON-CONF.	4- 7	222	2- 3	255	344	260	260	31	31	
TOTALS	RPI 1-25	RPI 26-50	W-L RECORDS	RPI 51-100	RPI 101-150	RPI 150+				
8- 9	0- 0	0- 1	OVERALL	0- 0	0- 1	8- 7				
3- 3	0- 0	0- 0	HOME	0- 0	0- 0	3- 3				
3- 4	0- 0	0- 0	AWAY	0- 0	0- 0	3- 0				
2- 2	0- 0	0- 0	NEUTRAL	0- 0	0- 0	2- 2				
4- 7	0- 0	0- 1	NON-CONFERENCE	0- 0	0- 1	4- 5				
0- 3	0- 0	0- 0	HOME	0- 0	0- 0	0- 3				
2- 2	0- 0	0- 1	AWAY	0- 0	0- 1	2- 0				
2- 2	0- 0	0- 0	NEUTRAL	0- 0	0- 0	2- 2				
4- 2	0- 0	0- 0	CONFERENCE	0- 0	0- 0	4- 2				
3- 0	0- 0	0- 0	HOME	0- 0	0- 0	3- 0				
1- 2	0- 0	0- 0	AWAY	0- 0	0- 0	1- 2				
0- 0	0- 0	0- 0	NEUTRAL	0- 0	0- 0	0- 0				

RPI S	Opponent	Score	RPI S	Opponent	Score	RPI S	Opponent	Score	RPI S	Opponent	Score	Team's RPI: 269
			49 A	Miami (FL)	47 55				114 A	Fla. Atlantic	60 82	
									151 A	Hampton	45 60	
									189 H	Brown	61 68	
									193 H	Jacksonville	53 63	
									208 H	Stetson	38 62	
									221 H	Coppin St.	69 56	
									232 N	Western Ill.	59 75	
									238 H	Morgan St.	63 48	
									264 N	Georgia St.	61 68	
									293 N	Ga. Southern	65 49	
									294 H	South Carolina St.	65 50	
									298 A	UMES	71 76	
									311 A	North Florida	53 49	
									318 A	Western Caro.	66 59	
									324 N	LIU Brooklyn	68 55	
									349 A	Norfolk St.	53 45	
LAST 12 Division I GAMES:												
298 A	UMES	71 76	114 A	Fla. Atlantic	60 82							
238 H	Morgan St.	63 48	293 N	Ga. Southern	65 49							
221 H	Coppin St.	69 56	264 N	Georgia St.	61 68							
349 A	Norfolk St.	53 45	193 H	Jacksonville	53 63							
151 A	Hampton	45 60	294 H	South Carolina St.	65 50							
324 N	LIU Brooklyn	68 55	232 N	Western Ill.	59 75							

Non-Div I Games: Warner 100 28 Edward Waters 67 48

Bethune-Cookman

Binghamton

Through Games Of Jan. 24, 2016

Average RPI Win:	281	WON-LOST	WINNING	LAST 10	STRENGTH OF	OPP. STRENGTH	TEAM	ADJ.	CONF.	ADJ CONF.
Average RPI Loss:	147	RECORD	PCT. RANK	GAMES	SCHEDULE	OF SCHEDULE	RPI	RPI	RPI	RPI
DIV. I ONLY	6- 10	236	4- 4	198	286	210	210	15	15	
DIV. I NON-CONF.	2- 8	290	1- 3	191	321	288	288	16	16	
TOTALS	RPI 1-25	RPI 26-50	W-L RECORDS	RPI 51-100	RPI 101-150	RPI 150+				
6- 10	0- 0	0- 1	OVERALL	0- 2	0- 2	6- 5				
3- 1	0- 0	0- 1	HOME	0- 0	0- 0	3- 0				
3- 9	0- 0	0- 0	AWAY	0- 2	0- 2	3- 5				
0- 0	0- 0	0- 0	NEUTRAL	0- 0	0- 0	0- 0				
2- 8	0- 0	0- 0	NON-CONFERENCE	0- 1	0- 2	2- 5				
2- 0	0- 0	0- 0	HOME	0- 0	0- 0	2- 0				
0- 8	0- 0	0- 0	AWAY	0- 1	0- 2	0- 5				
0- 0	0- 0	0- 0	NEUTRAL	0- 0	0- 0	0- 0				
4- 2	0- 0	0- 1	CONFERENCE	0- 1	0- 0	4- 0				
1- 1	0- 0	0- 1	HOME	0- 0	0- 0	1- 0				
3- 1	0- 0	0- 0	AWAY	0- 1	0- 0	3- 0				
0- 0	0- 0	0- 0	NEUTRAL	0- 0	0- 0	0- 0				

RPI 1-25				RPI 26-50				RPI 51-100				RPI 101+				Team's RPI: 210	
RPI	S	Opponent	Score	RPI	S	Opponent	Score	RPI	S	Opponent	Score	RPI	S	Opponent	Score		
				44	H	Albany (NY)	47 59	78	A	Michigan	62 90	115	A	Bucknell	46 76		
								100	A	Stony Brook	58 64	135	A	Xavier	55 64		
												153	A	Cornell	57 64		
												189	A	Brown	65 67		
												199	A	Columbia	64 71		
												202	A	Canisius	50 80		
												218	A	Hartford	53 47		
												246	H	New Hampshire	51 50		
												257	A	Sacred Heart	60 69		
												279	H	Colgate	63 56		
												288	A	Vermont	57 53		
												322	A	UMass Lowell	75 70		
												335	H	NJIT	54 50		
LAST 12 Division I GAMES:																	
				322	A	UMass Lowell	75 70	153	A	Cornell	57 64						
				288	A	Vermont	57 53	257	A	Sacred Heart	60 69						
				44	H	Albany (NY)	47 59	199	A	Columbia	64 71						
				218	A	Hartford	53 47	279	H	Colgate	63 56						
				246	H	New Hampshire	51 50	189	A	Brown	65 67						
				100	A	Stony Brook	58 64	135	A	Xavier	55 64						

Non-Div I Games: Cedar Crest 74 18 Misericordia 73 44 Nyack 65 33

Binghamton

Loss, Non-Conf, S Site, H Home A Away N Neutral

Average RPI Win:	232	WON-LOST	WINNING	LAST 10	STRENGTH OF	OPP. STRENGTH	TEAM	ADJ.	CONF.	ADJ CONF.
Average RPI Loss:	109	RECORD	PCT. RANK	GAMES	SCHEDULE	OF SCHEDULE	RPI	RPI	RPI	RPI
DIV. I ONLY	10- 6	104	7- 2	235	159	154	154	19	19	
DIV. I NON-CONF.	5- 4	138	3- 1	241	101	180	180	19	19	
TOTALS	RPI 1-25	RPI 26-50	W-L RECORDS	RPI 51-100	RPI 101-150	RPI 150+				
10- 6	0- 0	0- 0	OVERALL	0- 3	0- 2	10- 1				
4- 3	0- 0	0- 0	HOME	0- 1	0- 1	4- 1				
5- 2	0- 0	0- 0	AWAY	0- 1	0- 1	5- 0				
1- 1	0- 0	0- 0	NEUTRAL	0- 1	0- 0	1- 0				
5- 4	0- 0	0- 0	NON-CONFERENCE	0- 2	0- 1	5- 1				
1- 3	0- 0	0- 0	HOME	0- 1	0- 1	1- 1				
3- 0	0- 0	0- 0	AWAY	0- 0	0- 0	3- 0				
1- 1	0- 0	0- 0	NEUTRAL	0- 1	0- 0	1- 0				
5- 2	0- 0	0- 0	CONFERENCE	0- 1	0- 1	5- 0				
3- 0	0- 0	0- 0	HOME	0- 0	0- 0	3- 0				
2- 2	0- 0	0- 0	AWAY	0- 1	0- 1	2- 0				
0- 0	0- 0	0- 0	NEUTRAL	0- 0	0- 0	0- 0				

RPI 1-25			RPI 26-50			RPI 51-100			RPI 101+			Team's RPI: 154
RPI	S	Opponent	Score	RPI	S	Opponent	Score	RPI	S	Opponent	Score	
						52 H Washington St.	52 57	120 A Fresno St.		57 62		
						62 A Colorado St.	64 68	130 H Idaho St.		77 80		
						63 N Auburn	53 55	166 A Eastern Wash.		84 79		
								198 H Col. of Charleston		61 38		
								203 A Seattle		84 66		
								208 N Stetson		71 65		
								215 H Utah St.		84 78		
								226 H Utah Valley		70 72		
								235 H Wyoming		58 49		
								237 A San Jose St.		78 75		
								267 A San Diego St.		75 45		
								271 A Portland		89 49		
								320 H Nevada		66 58		
LAST 12 Division I GAMES:												
235	H	Wyoming	58 49	62	A	Colorado St.	64 68	166	A	Eastern Wash.	84 79	
237	A	San Jose St.	78 75	203	A	Seattle	84 66	130	H	Idaho St.	77 80	
267	A	San Diego St.	75 45	271	A	Portland	89 49	52	H	Washington St.	52 57	
320	H	Nevada	66 58									
120	A	Fresno St.	57 62									
215	H	Utah St.	84 78									

Non-Div I Games: Concordia Portland 84 77 Cal St. L.A. 58 44

Boise St.

■ Loss,
 ■ Non-Conf,
 ■ S Site,
 ■ H Home
 ■ A Away
 N Neutral

Average RPI Win:	186	WON-LOST	WINNING	LAST 10	STRENGTH OF	OPP. STRENGTH	TEAM	ADJ.	CONF.	ADJ CONF.
Average RPI Loss:	50	RECORD	PCT. RANK	GAMES	SCHEDULE	OF SCHEDULE	RPI	RPI	RPI	RPI
DIV. I ONLY	13- 6	80	5- 5	92	67	74	74	5	5	
DIV. I NON-CONF.	12- 1	10	6- 0	220	123	52	52	5	5	
TOTALS	RPI 1-25	RPI 26-50	W-L RECORDS	RPI 51-100	RPI 101-150	RPI 150+				
13- 6	0- 2	1- 2	OVERALL	3- 1	1- 1	8- 0				
8- 2	0- 1	0- 0	HOME	2- 0	1- 1	5- 0				
4- 3	0- 1	1- 1	AWAY	0- 1	0- 0	3- 0				
1- 1	0- 0	0- 1	NEUTRAL	1- 0	0- 0	0- 0				
12- 1	0- 0	1- 1	NON-CONFERENCE	3- 0	0- 0	8- 0				
7- 0	0- 0	0- 0	HOME	2- 0	0- 0	5- 0				
4- 0	0- 0	1- 0	AWAY	0- 0	0- 0	3- 0				
1- 1	0- 0	0- 1	NEUTRAL	1- 0	0- 0	0- 0				
1- 5	0- 2	0- 1	CONFERENCE	0- 1	1- 1	0- 0				
1- 2	0- 1	0- 0	HOME	0- 0	1- 1	0- 0				
0- 3	0- 1	0- 1	AWAY	0- 1	0- 0	0- 0				
0- 0	0- 0	0- 0	NEUTRAL	0- 0	0- 0	0- 0				

RPI 1-25				RPI 26-50				RPI 51-100				RPI 101+			
RPI	S	Opponent	Score	RPI	S	Opponent	Score	RPI	S	Opponent	Score	RPI	S	Opponent	Score
1	H	Notre Dame	50 63	27	A	Purdue	58 56	56	N	Utah	76 51	132	H	Pittsburgh	54 43
14	A	Florida St.	42 75	28	N	Oklahoma	61 76	75	A	Virginia Tech	33 58	142	H	Wake Forest	59 65
				39	A	Duke	51 71	91	H	Maine	55 48	179	A	Northeastern	71 45
								93	H	Yale	73 60	216	A	Providence	67 41
												218	H	Hartford	62 28
												227	H	Bryant	74 59
												246	H	New Hampshire	71 51
												265	H	Holy Cross	60 51
												322	H	UMass Lowell	66 55
												347	A	Boston U.	58 37
LAST 12 Division I GAMES:															
142	H	Wake Forest	59 65	75	A	Virginia Tech	33 58								
132	H	Pittsburgh	54 43	227	H	Bryant	74 59								
39	A	Duke	51 71	179	A	Northeastern	71 45								
1	H	Notre Dame	50 63	322	H	UMass Lowell	66 55								
93	H	Yale	73 60	246	H	New Hampshire	71 51								
14	A	Florida St.	42 75	218	H	Hartford	62 28								

Non-Div I Games:

Boston College

■ Loss,
 ■ Non-Conf, S Site,
 ■ Home
 ■ Away
 N Neutral

Season 01				Through Games of Jan. 11, 1910						
Average RPI Win:	240	WON-LOST	WINNING	LAST 10	STRENGTH OF	OPP. STRENGTH	TEAM	ADJ.	CONF.	ADJ CONF.
Average RPI Loss:	221	RECORD	PCT. RANK	GAMES	SCHEDULE	OF SCHEDULE	RPI	RPI	RPI	RPI
DIV. I ONLY	1- 18	345	1- 9	332	270	347	347	28	28	
DIV. I NON-CONF.	0- 11	338	0- 4	317	225	349	349	29	29	
TOTALS	RPI 1-25	RPI 26-50	W-L RECORDS	RPI 51-100	RPI 101-150	RPI 150+				
1- 18	0- 0	0- 1	OVERALL	0- 1	0- 1	1- 15				
1- 9	0- 0	0- 1	HOME	0- 1	0- 0	1- 7				
0- 9	0- 0	0- 0	AWAY	0- 0	0- 0	0- 3				
0- 0	0- 0	0- 0	NEUTRAL	0- 0	0- 0	0- 0				
0- 11	0- 0	0- 1	NON-CONFERENCE	0- 1	0- 0	0- 9				
0- 6	0- 0	0- 1	HOME	0- 1	0- 0	0- 4				
0- 5	0- 0	0- 0	AWAY	0- 0	0- 0	0- 5				
0- 0	0- 0	0- 0	NEUTRAL	0- 0	0- 0	0- 0				
1- 7	0- 0	0- 0	CONFERENCE	0- 0	0- 1	1- 6				
1- 3	0- 0	0- 0	HOME	0- 0	0- 0	1- 3				
0- 4	0- 0	0- 0	AWAY	0- 0	0- 1	0- 3				
0- 0	0- 0	0- 0	NEUTRAL	0- 0	0- 0	0- 0				

RPI 1-25				RPI 26-50				RPI 51-100				RPI 101+				Team's RPI:	347
RPI	S	Opponent	Score	RPI	S	Opponent	Score	RPI	S	Opponent	Score	RPI	S	Opponent	Score		
				44	H	Albany (NY)	43 83	74	H	Boston College	37 58	115	A	Bucknell	56 74		
												179	H	Northeastern	44 77		
												182	H	Rhode Island	41 57		
												195	H	Marist	54 73		
												204	A	Harvard	55 73		
												217	H	Lehigh	66 73		
												220	A	Massachusetts	56 73		
												240	H	American	63 59		
												246	A	New Hampshire	52 69		
												253	A	Navy	56 67		
												261	A	Loyola Maryland	54 63		
												265	H	Holy Cross	41 60		
												279	H	Colgate	63 72		
												288	H	Vermont	45 60		
												305	A	Dartmouth	52 72		
												322	A	UMass Lowell	57 70		
												332	A	Lafayette	56 71		
LAST 12 Division I GAMES:																	
				115	A	Bucknell	56 74	217	H	Lehigh	66 73						
				279	H	Colgate	63 72	265	H	Holy Cross	41 60						
				261	A	Loyola Maryland	54 63	288	H	Vermont	45 60						
				240	H	American	63 59	220	A	Massachusetts	56 73						
				332	A	Lafayette	56 71	195	H	Marist	54 73						
				253	A	Navy	56 67	182	H	Rhode Island	41 57						

Non-Div I Games:

Boston U.

Loss, Non-Conf, S Site, H Home A Away N Neutral

Bowling Green

Through Games Of Jan. 24, 2016

Average RPI Win:	278	WON-LOST	WINNING	LAST 10	STRENGTH OF	OPP. STRENGTH	TEAM	ADJ.	CONF.	ADJ CONF.
Average RPI Loss:	126	RECORD	PCT. RANK	GAMES	SCHEDULE	OF SCHEDULE	RPI	RPI	RPI	RPI
DIV. I ONLY	7- 9	208	3- 7	254	194	241	241	10	10	
DIV. I NON-CONF.	4- 5	193	2- 3	321	243	284	284	12	12	
TOTALS	RPI 1-25	RPI 26-50	W-L RECORDS	RPI 51-100	RPI 101-150	RPI 150+				
7- 9	0- 0	0- 2	OVERALL	0- 2	0- 2	7- 3				
4- 4	0- 0	0- 2	HOME	0- 1	0- 1	4- 0				
2- 4	0- 0	0- 0	AWAY	0- 1	0- 1	2- 2				
1- 1	0- 0	0- 0	NEUTRAL	0- 0	0- 0	1- 1				
4- 5	0- 0	0- 0	NON-CONFERENCE	0- 2	0- 0	4- 3				
3- 1	0- 0	0- 0	HOME	0- 1	0- 0	3- 0				
0- 3	0- 0	0- 0	AWAY	0- 1	0- 0	0- 2				
1- 1	0- 0	0- 0	NEUTRAL	0- 0	0- 0	1- 1				
3- 4	0- 0	0- 2	CONFERENCE	0- 0	0- 2	3- 0				
1- 3	0- 0	0- 2	HOME	0- 0	0- 1	1- 0				
2- 1	0- 0	0- 0	AWAY	0- 0	0- 1	2- 0				
0- 0	0- 0	0- 0	NEUTRAL	0- 0	0- 0	0- 0				

RPI S	Opponent	Score	RPI S	Opponent	Score	RPI S	Opponent	Score	RPI S	Opponent	Score	Team's RPI: 241
35	H Ohio	57 72	43	H Ball St.	56 67	65	H South Dakota St.	45 58	106	A Western Mich.	45 74	
						85	A Virginia	39 68	119	H Akron	55 71	
									175	N Davidson	56 60	
									193	N Jacksonville	72 69	
									211	A Cincinnati	51 54	
									236	A Miami (OH)	64 58	
									259	A Northern Ill.	58 43	
									291	H Evansville	74 56	
									299	A Cleveland St.	48 69	
									312	H Bradley	66 53	
									325	H Kent St.	71 49	
									327	H Illinois St.	70 52	
LAST 12 Division I GAMES:												
325	H Kent St.	71 49	236	A Miami (OH)	64 58	65	H South Dakota St.	45 58				
259	A Northern Ill.	58 43	85	A Virginia	39 68	299	A Cleveland St.	48 69				
43	H Ball St.	56 67	291	H Evansville	74 56							
119	H Akron	55 71	193	N Jacksonville	72 69							
35	H Ohio	57 72										
106	A Western Mich.	45 74										

Non-Div I Games:

Bowling Green

■ Loss,
 ■ Non-Conf,
 ■ S Site,
 ■ H Home
 ■ A Away
 N Neutral

Average RPI Win:	292	WON-LOST	WINNING	LAST 10	STRENGTH OF	OPP. STRENGTH	TEAM	ADJ.	CONF.	ADJ CONF.
Average RPI Loss:	175	RECORD	PCT. RANK	GAMES	SCHEDULE	OF SCHEDULE	RPI	RPI	RPI	RPI
DIV. I ONLY	4- 13	297	1- 9	292	221	312	312	21	21	
DIV. I NON-CONF.	3- 7	248	1- 4	244	227	256	256	18	18	
TOTALS	RPI 1-25	RPI 26-50	W-L RECORDS	RPI 51-100	RPI 101-150	RPI 150+				
4- 13	0- 0	0- 2	OVERALL	0- 1	0- 3	4- 7				
2- 5	0- 0	0- 1	HOME	0- 0	0- 2	2- 2				
2- 8	0- 0	0- 1	AWAY	0- 1	0- 1	2- 5				
0- 0	0- 0	0- 0	NEUTRAL	0- 0	0- 0	0- 0				
3- 7	0- 0	0- 2	NON-CONFERENCE	0- 1	0- 1	3- 3				
1- 3	0- 0	0- 1	HOME	0- 0	0- 1	1- 1				
2- 4	0- 0	0- 1	AWAY	0- 1	0- 0	2- 2				
0- 0	0- 0	0- 0	NEUTRAL	0- 0	0- 0	0- 0				
1- 6	0- 0	0- 0	CONFERENCE	0- 0	0- 2	1- 4				
1- 2	0- 0	0- 0	HOME	0- 0	0- 1	1- 1				
0- 4	0- 0	0- 0	AWAY	0- 0	0- 1	0- 3				
0- 0	0- 0	0- 0	NEUTRAL	0- 0	0- 0	0- 0				

RPI S	Opponent	Score	RPI S	Opponent	Score	RPI S	Opponent	Score	RPI S	Opponent	Score	Team's RPI: 312
28	H Oklahoma	46 79	86	A Saint Louis	58 75	104	H Missouri St.	44 55				
48	A Iowa	53 60				106	H Western Mich.	59 72				
						146	A Southern Ill.	49 75				
						164	H Loyola Chicago	54 67				
						213	A Detroit	75 67				
						219	H Ill.-Chicago	56 66				
						241	A Bowling Green	53 66				
						255	A Indiana St.	37 59				
						259	A Northern Ill.	64 68				
						291	A Evansville	46 62				
						292	H Wichita St.	50 44				
						325	H Kent St.	68 60				
						327	A Illinois St.	49 54				
						338	A Chicago St.	66 60				
LAST 12 Division I GAMES:												
255	A Indiana St.	37 59	164	H Loyola Chicago	54 67							
327	A Illinois St.	49 54	86	A Saint Louis	58 75							
292	H Wichita St.	50 44	259	A Northern Ill.	64 68							
104	H Missouri St.	44 55	48	A Iowa	53 60							
291	A Evansville	46 62	325	H Kent St.	68 60							
146	A Southern Ill.	49 75	219	H Ill.-Chicago	56 66							

Non-Div I Games: Eureka

87 47

Bradley

Average RPI Win:	260	WON-LOST	WINNING	LAST 10	STRENGTH OF	OPP. STRENGTH	TEAM	ADJ.	CONF.	ADJ CONF.
Average RPI Loss:	188	RECORD	PCT. RANK	GAMES	SCHEDULE	OF SCHEDULE	RPI	RPI	RPI	RPI
DIV. I ONLY	10- 4	69	6- 3	344	212	189	189	12	12	
DIV. I NON-CONF.	10- 2	33	7- 2	345	297	155	155	13	13	
TOTALS	RPI 1-25	RPI 26-50	W-L RECORDS	RPI 51-100	RPI 101-150	RPI 150+				
10- 4	0- 0	0- 0	OVERALL	0- 2	0- 0	10- 2				
5- 1	0- 0	0- 0	HOME	0- 1	0- 0	5- 0				
5- 3	0- 0	0- 0	AWAY	0- 1	0- 0	5- 2				
0- 0	0- 0	0- 0	NEUTRAL	0- 0	0- 0	0- 0				
10- 2	0- 0	0- 0	NON-CONFERENCE	0- 0	0- 0	10- 2				
5- 0	0- 0	0- 0	HOME	0- 0	0- 0	5- 0				
5- 2	0- 0	0- 0	AWAY	0- 0	0- 0	5- 2				
0- 0	0- 0	0- 0	NEUTRAL	0- 0	0- 0	0- 0				
0- 2	0- 0	0- 0	CONFERENCE	0- 2	0- 0	0- 0				
0- 1	0- 0	0- 0	HOME	0- 1	0- 0	0- 0				
0- 1	0- 0	0- 0	AWAY	0- 1	0- 0	0- 0				
0- 0	0- 0	0- 0	NEUTRAL	0- 0	0- 0	0- 0				

RPI S	Opponent	Score	RPI S	Opponent	Score	RPI S	Opponent	Score	RPI S	Opponent	Score	Team's RPI: 189
						93	A Yale	54 81	182	H Rhode Island	67 63	
						93	H Yale	39 48	210	H Binghamton	67 65	
									216	H Providence	57 47	
									227	A Bryant	84 67	
									238	H Morgan St.	72 45	
									243	A Manhattan	56 80	
									269	A Bethune-Cookman	68 61	
									288	H Vermont	71 54	
									307	A Fairleigh Dickinson	63 48	
									323	A Saint Peter's	67 79	
									325	A Kent St.	62 57	
									335	A NJIT	74 49	
LAST 12 Division I GAMES:												
93	H Yale	39 48	227	A Bryant	84 67							
93	A Yale	54 81	210	H Binghamton	67 65							
335	A NJIT	74 49	182	H Rhode Island	67 63							
323	A Saint Peter's	67 79	243	A Manhattan	56 80							
307	A Fairleigh Dickinson	63 48	288	H Vermont	71 54							
325	A Kent St.	62 57	238	H Morgan St.	72 45							

Non-Div I Games: Mount Ida 114 28 Rhode Island Col. 90 35

Brown

Loss, Non-Conf, S Site, H Home A Away N Neutral

Average RPI Win:	301	WON-LOST	WINNING	LAST 10	STRENGTH OF	OPP. STRENGTH	TEAM	ADJ.	CONF.	ADJ CONF.
Average RPI Loss:	154	RECORD	PCT. RANK	GAMES	SCHEDULE	OF SCHEDULE	RPI	RPI	RPI	RPI
DIV. I ONLY	10- 8	140	8- 2	318	325	227	227	31	31	
DIV. I NON-CONF.	3- 8	258	1- 4	250	241	282	282	32	32	
TOTALS	RPI 1-25	RPI 26-50	W-L RECORDS	RPI 51-100	RPI 101-150	RPI 150+				
10- 8	0- 1	0- 0	OVERALL	0- 2	0- 0	10- 5				
5- 3	0- 0	0- 0	HOME	0- 0	0- 0	5- 3				
5- 5	0- 1	0- 0	AWAY	0- 2	0- 0	5- 2				
0- 0	0- 0	0- 0	NEUTRAL	0- 0	0- 0	0- 0				
3- 8	0- 1	0- 0	NON-CONFERENCE	0- 2	0- 0	3- 5				
2- 3	0- 0	0- 0	HOME	0- 0	0- 0	2- 3				
1- 5	0- 1	0- 0	AWAY	0- 2	0- 0	1- 2				
0- 0	0- 0	0- 0	NEUTRAL	0- 0	0- 0	0- 0				
7- 0	0- 0	0- 0	CONFERENCE	0- 0	0- 0	7- 0				
3- 0	0- 0	0- 0	HOME	0- 0	0- 0	3- 0				
4- 0	0- 0	0- 0	AWAY	0- 0	0- 0	4- 0				
0- 0	0- 0	0- 0	NEUTRAL	0- 0	0- 0	0- 0				

RPI S	Opponent	Score	RPI S	Opponent	Score	RPI S	Opponent	Score	RPI S	Opponent	Score	Team's RPI: 227
23	A Seton Hall	57 93				74	A Boston College	59 74	153	H Cornell	62 70	
						91	A Maine	38 76	189	H Brown	67 84	
									205	H Robert Morris	71 65	
									216	A Providence	78 88	
									220	H Massachusetts	69 86	
									246	H New Hampshire	55 42	
									265	A Holy Cross	64 65	
									288	H Vermont	68 52	
									300	H Central Conn. St.	70 56	
									307	A Fairleigh Dickinson	70 41	
									322	A UMass Lowell	83 64	
									324	H LIU Brooklyn	63 55	
									337	A Mt. St. Mary's	70 59	
									340	A Wagner	82 71	
									341	A St. Francis Brooklyn	70 42	
LAST 12 Division I GAMES:												
205	H Robert Morris	71 65	300	H Central Conn. St.	70 56							
341	A St. Francis Brooklyn	70 42	74	A Boston College	59 74							
324	H LIU Brooklyn	63 55	246	H New Hampshire	55 42							
337	A Mt. St. Mary's	70 59	91	A Maine	38 76							
340	A Wagner	82 71	216	A Providence	78 88							
307	A Fairleigh Dickinson	70 41	189	H Brown	67 84							

Non-Div I Games:

Bryant

■ Loss,
■ Non-Conf,
■ S Site,
■ H Home
■ A Away
N Neutral

Bucknell

Through Games Of Jan. 24, 2016

Average RPI Win:	254	WON-LOST	WINNING	LAST 10	STRENGTH OF	OPP. STRENGTH	TEAM	ADJ.	CONF.	ADJ CONF.
Average RPI Loss:	148	RECORD	PCT. RANK	GAMES	SCHEDULE	OF SCHEDULE	RPI	RPI	RPI	RPI
DIV. I ONLY	14- 5	50	9- 1	260	298	115	115	28	28	
DIV. I NON-CONF.	6- 5	146	2- 2	252	268	179	179	29	29	
TOTALS	RPI 1-25	RPI 26-50	W-L RECORDS	RPI 51-100	RPI 101-150	RPI 150+				
14- 5	0- 1	0- 0	OVERALL	1- 0	0- 1	13- 3				
8- 1	0- 0	0- 0	HOME	1- 0	0- 1	7- 0				
6- 4	0- 1	0- 0	AWAY	0- 0	0- 0	6- 3				
0- 0	0- 0	0- 0	NEUTRAL	0- 0	0- 0	0- 0				
6- 5	0- 1	0- 0	NON-CONFERENCE	0- 0	0- 1	6- 3				
4- 1	0- 0	0- 0	HOME	0- 0	0- 1	4- 0				
2- 4	0- 1	0- 0	AWAY	0- 0	0- 0	2- 3				
0- 0	0- 0	0- 0	NEUTRAL	0- 0	0- 0	0- 0				
8- 0	0- 0	0- 0	CONFERENCE	1- 0	0- 0	7- 0				
4- 0	0- 0	0- 0	HOME	1- 0	0- 0	3- 0				
4- 0	0- 0	0- 0	AWAY	0- 0	0- 0	4- 0				
0- 0	0- 0	0- 0	NEUTRAL	0- 0	0- 0	0- 0				

RPI	S	Opponent	Score	RPI	S	Opponent	Score	RPI	S	Opponent	Score	RPI	S	Opponent	Score	Team's RPI: 115
1	A	Notre Dame	54 85					80	H	Army West Point	79 69	102	H	Youngstown St.	47 55	
												197	A	UMBC	52 65	
												202	A	Canisius	56 61	
												210	H	Binghamton	76 46	
												212	H	Delaware	80 51	
												217	H	Lehigh	80 77	
												238	A	Morgan St.	50 64	
												240	A	American	66 60	
												243	A	Manhattan	61 56	
												253	A	Navy	51 41	
												261	H	Loyola Maryland	71 64	
												265	A	Holy Cross	58 51	
												279	A	Colgate	71 51	
												299	A	Cleveland St.	59 57	
												307	H	Fairleigh Dickinson	72 62	
												337	H	Mt. St. Mary's	71 45	
												347	H	Boston U.	74 56	
LAST 12 Division I GAMES:																
347	H	Boston U.	74 56	80	H	Army West Point	79 69	253	A	Navy	51 41	238	A	Morgan St.	50 64	
261	H	Loyola Maryland	71 64	212	H	Delaware	80 51	197	A	UMBC	52 65	307	H	Fairleigh Dickinson	72 62	
279	A	Colgate	71 51	217	H	Lehigh	80 77									
265	A	Holy Cross	58 51	240	A	American	66 60									

Non-Div I Games:

Bucknell

Loss, Non-Conf, S Site, H Home A Away N Neutral

Average RPI Win: 233	WON-LOST	WINNING	LAST 10	STRENGTH OF	OPP. STRENGTH	TEAM	ADJ.	CONF.	ADJ CONF.
Average RPI Loss: 90	RECORD	PCT. RANK	GAMES	SCHEDULE	OF SCHEDULE	RPI	RPI	RPI	RPI
DIV. I ONLY	10- 8	140	4- 6	144	168	121	121	10	10
DIV. I NON-CONF.	8- 3	77	2- 3	174	231	86	86	12	12
TOTALS	RPI 1-25	RPI 26-50	W-L RECORDS	RPI 51-100	RPI 101-150	RPI 150+			
10- 8	0- 1	0- 2	OVERALL	1- 2	0- 2	9- 1			
4- 3	0- 1	0- 0	HOME	1- 0	0- 2	3- 0			
5- 5	0- 0	0- 2	AWAY	0- 2	0- 0	5- 1			
1- 0	0- 0	0- 0	NEUTRAL	0- 0	0- 0	1- 0			
8- 3	0- 1	0- 1	NON-CONFERENCE	0- 1	0- 0	8- 0			
3- 1	0- 1	0- 0	HOME	0- 0	0- 0	3- 0			
4- 2	0- 0	0- 1	AWAY	0- 1	0- 0	4- 0			
1- 0	0- 0	0- 0	NEUTRAL	0- 0	0- 0	1- 0			
2- 5	0- 0	0- 1	CONFERENCE	1- 1	0- 2	1- 1			
1- 2	0- 0	0- 0	HOME	1- 0	0- 2	0- 0			
1- 3	0- 0	0- 1	AWAY	0- 1	0- 0	1- 1			
0- 0	0- 0	0- 0	NEUTRAL	0- 0	0- 0	0- 0			

RPI 1-25				RPI 26-50				RPI 51-100				RPI 101+ Team's RPI: 121			
RPI	S	Opponent	Score	RPI	S	Opponent	Score	RPI	S	Opponent	Score	RPI	S	Opponent	Score
24	H	Duquesne	62 79	30	A	St. Bonaventure	32 59	72	A	Hofstra	36 79	106	H	Western Mich.	78 92
				43	A	Ball St.	63 68	87	A	Eastern Mich.	56 67	119	H	Akron	61 69
								99	H	Central Mich.	67 61	153	H	Cornell	59 41
												202	H	Canisius	54 40
												220	A	Massachusetts	56 48
												231	N	Clemson	61 51
												234	A	UCF	66 60
												236	A	Miami (OH)	58 69
												257	A	Sacred Heart	66 53
												280	A	Niagara	57 48
												324	H	LIU Brooklyn	55 38
												325	A	Kent St.	77 66
LAST 12 Division I GAMES:															
236	A	Miami (OH)	58 69	87	A	Eastern Mich.	56 67								
106	H	Western Mich.	78 92	257	A	Sacred Heart	66 53								
119	H	Akron	61 69	280	A	Niagara	57 48								
43	A	Ball St.	63 68	30	A	St. Bonaventure	32 59								
325	A	Kent St.	77 66	24	H	Duquesne	62 79								
99	H	Central Mich.	67 61	72	A	Hofstra	36 79								

Non-Div I Games:

Buffalo

■ Loss,
 ■ Non-Conf,
 S Site,
 ■ Home
 ■ Away
 N Neutral

Average RPI Win:	170	WON-LOST	WINNING	LAST 10	STRENGTH OF	OPP. STRENGTH	TEAM	ADJ.	CONF.	ADJ CONF.
Average RPI Loss:	77	RECORD	PCT. RANK	GAMES	SCHEDULE	OF SCHEDULE	RPI	RPI	RPI	RPI
DIV. I ONLY	7- 13	246	2- 8	71	19	162	162	6	6	
DIV. I NON-CONF.	5- 6	180	1- 2	110	12	128	128	6	6	
TOTALS	RPI 1-25	RPI 26-50	W-L RECORDS	RPI 51-100	RPI 101-150	RPI 150+				
7- 13	0- 2	0- 4	OVERALL	1- 3	2- 3	4- 1				
4- 5	0- 1	0- 1	HOME	1- 2	2- 1	1- 0				
2- 8	0- 1	0- 3	AWAY	0- 1	0- 2	2- 1				
1- 0	0- 0	0- 0	NEUTRAL	0- 0	0- 0	1- 0				
5- 6	0- 1	0- 2	NON-CONFERENCE	1- 1	1- 1	3- 1				
3- 1	0- 1	0- 0	HOME	1- 0	1- 0	1- 0				
1- 5	0- 0	0- 2	AWAY	0- 1	0- 1	1- 1				
1- 0	0- 0	0- 0	NEUTRAL	0- 0	0- 0	1- 0				
2- 7	0- 1	0- 2	CONFERENCE	0- 2	1- 2	1- 0				
1- 4	0- 0	0- 1	HOME	0- 2	1- 1	0- 0				
1- 3	0- 1	0- 1	AWAY	0- 0	0- 1	1- 0				
0- 0	0- 0	0- 0	NEUTRAL	0- 0	0- 0	0- 0				

RPI 1-25				RPI 26-50				RPI 51-100				RPI 101+ Team's RPI: 162			
RPI	S	Opponent	Score	RPI	S	Opponent	Score	RPI	S	Opponent	Score	RPI	S	Opponent	Score
12	H	Green Bay	46 55	29	H	DePaul	54 61	61	H	Villanova	45 57	103	H	Georgetown	82 76
23	A	Seton Hall	77 98	34	A	St. John's (NY)	41 68	67	A	Chattanooga	49 60	105	A	Wright St.	53 66
				36	A	South Fla.	77 87	92	H	Marquette	64 80	111	A	Creighton	49 77
				43	A	Ball St.	50 58	97	H	TCU	65 53	126	H	Arkansas	63 57
												135	H	Xavier	63 73
												180	H	Valparaiso	72 53
												216	A	Providence	77 67
												231	N	Clemson	54 50
												234	A	UCF	71 63
												255	A	Indiana St.	63 70
LAST 12 Division I GAMES:															
23	A	Seton Hall	77 98	135	H	Xavier	63 73								
34	A	St. John's (NY)	41 68	103	H	Georgetown	82 76								
92	H	Marquette	64 80	61	H	Villanova	45 57								
29	H	DePaul	54 61	255	A	Indiana St.	63 70								
111	A	Creighton	49 77	126	H	Arkansas	63 57								
216	A	Providence	77 67	12	H	Green Bay	46 55								

Non-Div I Games:

Butler

■ Loss,
■ Non-Conf,
■ S Site,
■ H Home
■ A Away
N Neutral

CSU Bakersfield

Through Games Of Jan. 24, 2016

Average RPI Win:	255	WON-LOST	WINNING	LAST 10	STRENGTH OF	OPP. STRENGTH	TEAM	ADJ.	CONF.	ADJ CONF.
Average RPI Loss:	116	RECORD	PCT. RANK	GAMES	SCHEDULE	OF SCHEDULE	RPI	RPI	RPI	RPI
DIV. I ONLY	5- 15	292	4- 6	131	105	262	262	25	25	
DIV. I NON-CONF.	3- 12	290	2- 5	99	32	246	246	25	25	
TOTALS	RPI 1-25	RPI 26-50	W-L RECORDS	RPI 51-100	RPI 101-150	RPI 150+				
5- 15	0- 5	0- 0	OVERALL	0- 1	0- 3	5- 6				
5- 4	0- 0	0- 0	HOME	0- 0	0- 1	5- 3				
0- 9	0- 3	0- 0	AWAY	0- 1	0- 2	0- 3				
0- 2	0- 2	0- 0	NEUTRAL	0- 0	0- 0	0- 0				
3- 12	0- 5	0- 0	NON-CONFERENCE	0- 1	0- 2	3- 4				
3- 3	0- 0	0- 0	HOME	0- 0	0- 1	3- 2				
0- 7	0- 3	0- 0	AWAY	0- 1	0- 1	0- 2				
0- 2	0- 2	0- 0	NEUTRAL	0- 0	0- 0	0- 0				
2- 3	0- 0	0- 0	CONFERENCE	0- 0	0- 1	2- 2				
2- 1	0- 0	0- 0	HOME	0- 0	0- 0	2- 1				
0- 2	0- 0	0- 0	AWAY	0- 0	0- 1	0- 1				
0- 0	0- 0	0- 0	NEUTRAL	0- 0	0- 0	0- 0				

RPI 1-25				RPI 26-50				RPI 51-100				RPI 101+ Team's RPI: 262			
RPI	S	Opponent	Score	RPI	S	Opponent	Score	RPI	S	Opponent	Score	RPI	S	Opponent	Score
2	N	South Carolina	71 90					73	A	UC Riverside	61 81	110	A	New Mexico St.	63 86
6	A	Stanford	41 83									120	A	Fresno St.	52 57
7	A	UCLA	68 82									145	H	Pacific	74 80
9	A	Oregon St.	51 75									155	A	Hawaii	60 74
10	N	Arizona St.	47 60									155	H	Hawaii	55 65
												178	A	UTRGV	46 60
												181	H	Cal Poly	57 52
												203	H	Seattle	76 68
												237	H	San Jose St.	90 88
												247	A	UC Santa Barbara	60 61
												252	H	Pepperdine	73 76
												277	H	UMKC	40 56
												314	H	UC Irvine	65 39
												338	H	Chicago St.	76 43
LAST 12 Division I GAMES:															
110	A	New Mexico St.	63 86	155	H	Hawaii	55 65	6	A	Stanford	41 83				
178	A	UTRGV	46 60					181	H	Cal Poly	57 52				
203	H	Seattle	76 68					9	A	Oregon St.	51 75				
277	H	UMKC	40 56					73	A	UC Riverside	61 81				
338	H	Chicago St.	76 43					252	H	Pepperdine	73 76				
314	H	UC Irvine	65 39												

Non-Div I Games:

CSU Bakersfield

Loss, Non-Conf, S Site, H Home A Away N Neutral

Average RPI Win: 185	WON-LOST	WINNING	LAST 10	STRENGTH OF	OPP. STRENGTH	TEAM	ADJ.	CONF.	ADJ CONF.
Average RPI Loss: 156	RECORD	PCT. RANK	GAMES	SCHEDULE	OF SCHEDULE	RPI	RPI	RPI	RPI
DIV. I ONLY	3- 16	323	2- 8	191	104	287	287	22	22
DIV. I NON-CONF.	2- 12	311	1- 6	201	46	283	283	21	21
TOTALS	RPI 1-25	RPI 26-50	W-L RECORDS	RPI 51-100	RPI 101-150	RPI 150+			
3- 16	0- 1	0- 2	OVERALL	0- 3	1- 1	2- 9			
2- 6	0- 0	0- 2	HOME	0- 0	1- 0	1- 4			
1- 10	0- 1	0- 0	AWAY	0- 3	0- 1	1- 5			
0- 0	0- 0	0- 0	NEUTRAL	0- 0	0- 0	0- 0			
2- 12	0- 1	0- 2	NON-CONFERENCE	0- 3	1- 1	1- 5			
1- 4	0- 0	0- 2	HOME	0- 0	1- 0	0- 2			
1- 8	0- 1	0- 0	AWAY	0- 3	0- 1	1- 3			
0- 0	0- 0	0- 0	NEUTRAL	0- 0	0- 0	0- 0			
1- 4	0- 0	0- 0	CONFERENCE	0- 0	0- 0	1- 4			
1- 2	0- 0	0- 0	HOME	0- 0	0- 0	1- 2			
0- 2	0- 0	0- 0	AWAY	0- 0	0- 0	0- 2			
0- 0	0- 0	0- 0	NEUTRAL	0- 0	0- 0	0- 0			

RPI 1-25				RPI 26-50				RPI 51-100				RPI 101+ Team's RPI: 287			
RPI	S	Opponent	Score	RPI	S	Opponent	Score	RPI	S	Opponent	Score	RPI	S	Opponent	Score
10	A	Arizona St.	46 69	47	H	Georgia	58 83	56	A	Utah	56 97	123	A	Idaho	50 106
				50	H	St. Mary's (CA)	59 93	60	A	California	44 106	129	H	Penn St.	81 73
								64	A	San Diego	64 86	155	A	Hawaii	50 77
												155	H	Hawaii	63 60
												166	A	Eastern Wash.	59 70
												181	A	Cal Poly	62 66
												199	H	UC Davis	52 75
												203	H	Seattle	56 62
												247	H	UC Santa Barbara	49 65
												267	H	San Diego St.	65 67
												271	A	Portland	68 62
												331	A	Southern Utah	65 67
												336	A	Portland St.	77 83
LAST 12 Division I GAMES:															
155	H	Hawaii	63 60	60	A	California	44 106								
181	A	Cal Poly	62 66	10	A	Arizona St.	46 69								
247	H	UC Santa Barbara	49 65	336	A	Portland St.	77 83								
155	A	Hawaii	50 77	271	A	Portland	68 62								
199	H	UC Davis	52 75	267	H	San Diego St.	65 67								
203	H	Seattle	56 62	56	A	Utah	56 97								

Non-Div I Games:

CSUN

■ Loss,
■ Non-Conf,
■ S Site,
■ H Home
■ A Away
N Neutral

Average RPI Win:	236	WON-LOST	WINNING	LAST 10	STRENGTH OF	OPP. STRENGTH	TEAM	ADJ.	CONF.	ADJ CONF.
Average RPI Loss:	134	RECORD	PCT. RANK	GAMES	SCHEDULE	OF SCHEDULE	RPI	RPI	RPI	RPI
DIV. I ONLY	10- 8	140	5- 5	252	193	181	181	22	22	
DIV. I NON-CONF.	7- 6	156	4- 3	128	155	122	122	21	21	
TOTALS	RPI 1-25	RPI 26-50	W-L RECORDS	RPI 51-100	RPI 101-150	RPI 150+				
10- 8	0- 1	0- 1	OVERALL	0- 2	2- 0	8- 4				
6- 2	0- 0	0- 0	HOME	0- 1	1- 0	5- 1				
4- 5	0- 1	0- 1	AWAY	0- 1	1- 0	3- 2				
0- 1	0- 0	0- 0	NEUTRAL	0- 0	0- 0	0- 1				
7- 6	0- 1	0- 1	NON-CONFERENCE	0- 2	2- 0	5- 2				
4- 1	0- 0	0- 0	HOME	0- 1	1- 0	3- 0				
3- 4	0- 1	0- 1	AWAY	0- 1	1- 0	2- 1				
0- 1	0- 0	0- 0	NEUTRAL	0- 0	0- 0	0- 1				
3- 2	0- 0	0- 0	CONFERENCE	0- 0	0- 0	3- 2				
2- 1	0- 0	0- 0	HOME	0- 0	0- 0	2- 1				
1- 1	0- 0	0- 0	AWAY	0- 0	0- 0	1- 1				
0- 0	0- 0	0- 0	NEUTRAL	0- 0	0- 0	0- 0				

RPI 1-25				RPI 26-50				RPI 51-100				RPI 101+ Team's RPI: 181			
RPI	S	Opponent	Score	RPI	S	Opponent	Score	RPI	S	Opponent	Score	RPI	S	Opponent	Score
9	A	Oregon St.	43 80	50	A	St. Mary's (CA)	83 87	60	A	California	57 82	116	A	San Francisco	62 61
								68	H	Santa Clara	63 69	120	H	Fresno St.	64 60
												163	H	Montana St.	66 57
												178	N	UTRGV	58 66
												196	H	Sacramento St.	97 72
												199	H	UC Davis	57 75
												247	A	UC Santa Barbara	67 78
												249	H	Loyola Marymount	70 58
												252	A	Pepperdine	61 47
												262	A	CSU Bakersfield	52 57
												287	H	CSUN	66 62
												314	A	UC Irvine	72 54
												328	A	A&M-Corpus Christi	56 45
												333	H	Cal St. Fullerton	51 46
LAST 12 Division I GAMES:															
199	H	UC Davis	57 75	9	A	Oregon St.	43 80	262	A	CSU Bakersfield	52 57				
287	H	CSUN	66 62	50	A	St. Mary's (CA)	83 87	249	H	Loyola Marymount	70 58				
333	H	Cal St. Fullerton	51 46					120	H	Fresno St.	64 60				
314	A	UC Irvine	72 54					252	A	Pepperdine	61 47				
247	A	UC Santa Barbara	67 78												
196	H	Sacramento St.	97 72												

Non-Div I Games:

Cal Poly

■ Loss,
■ Non-Conf, S Site,
■ Home
■ Away
N Neutral

Average RPI Win:	293	WON-LOST	WINNING	LAST 10	STRENGTH OF	OPP. STRENGTH	TEAM	ADJ.	CONF.	ADJ CONF.
Average RPI Loss:	205	RECORD	PCT. RANK	GAMES	SCHEDULE	OF SCHEDULE	RPI	RPI	RPI	RPI
DIV. I ONLY	2- 17	338	0- 10	243	338	333	333	22	22	
DIV. I NON-CONF.	2- 12	311	0- 7	258	339	328	328	21	21	
TOTALS	RPI 1-25	RPI 26-50	W-L RECORDS	RPI 51-100	RPI 101-150	RPI 150+				
2- 17	0- 0	0- 0	OVERALL	0- 1	0- 1	2- 15				
1- 8	0- 0	0- 0	HOME	0- 1	0- 0	1- 7				
1- 8	0- 0	0- 0	AWAY	0- 0	0- 1	1- 7				
0- 1	0- 0	0- 0	NEUTRAL	0- 0	0- 0	0- 1				
2- 12	0- 0	0- 0	NON-CONFERENCE	0- 1	0- 1	2- 10				
1- 5	0- 0	0- 0	HOME	0- 1	0- 0	1- 4				
1- 6	0- 0	0- 0	AWAY	0- 0	0- 1	1- 5				
0- 1	0- 0	0- 0	NEUTRAL	0- 0	0- 0	0- 1				
0- 5	0- 0	0- 0	CONFERENCE	0- 0	0- 0	0- 5				
0- 3	0- 0	0- 0	HOME	0- 0	0- 0	0- 3				
0- 2	0- 0	0- 0	AWAY	0- 0	0- 0	0- 2				
0- 0	0- 0	0- 0	NEUTRAL	0- 0	0- 0	0- 0				

RPI S	Opponent	Score	RPI S	Opponent	Score	RPI S	Opponent	Score	RPI S	Opponent	Score	Team's RPI: 333
						64	H San Diego	44 53	137	A SMU	53 74	
									153	H Cornell	47 59	
									159	A Long Beach St.	57 62	
									159	H Long Beach St.	61 82	
									163	A Montana St.	66 89	
									166	H Eastern Wash.	57 68	
									176	H Weber St.	40 60	
									181	A Cal Poly	46 51	
									222	A Montana	51 86	
									235	H Wyoming	56 61	
									247	H UC Santa Barbara	47 65	
									249	A Loyola Marymount	75 73	
									252	A Pepperdine	75 81	
									259	N Northern Ill.	49 72	
									267	A San Diego St.	43 54	
									314	H UC Irvine	58 62	
									334	A North Dakota St.	64 79	
									336	H Portland St.	84 69	
LAST 12 Division I GAMES:												
314	H	UC Irvine	58	62	153	H	Cornell	47	59			
159	A	Long Beach St.	57	62	267	A	San Diego St.	43	54			
181	A	Cal Poly	46	51	166	H	Eastern Wash.	57	68			
247	H	UC Santa Barbara	47	65	64	H	San Diego	44	53			
159	H	Long Beach St.	61	82	222	A	Montana	51	86			
334	A	North Dakota St.	64	79	163	A	Montana St.	66	89			

Non-Div I Games:

Cal St. Fullerton

■ Loss,
■ Non-Conf,
■ S Site,
■ H Home
■ A Away
N Neutral

California

Through Games Of Jan. 24, 2016

Average RPI Win:	135	WON-LOST	WINNING	LAST 10	STRENGTH OF	OPP. STRENGTH	TEAM	ADJ.	CONF.	ADJ CONF.
Average RPI Loss:	37	RECORD	PCT. RANK	GAMES	SCHEDULE	OF SCHEDULE	RPI	RPI	RPI	RPI
DIV. I ONLY	10- 9	162	3- 7	12	9	60	60	1	1	
DIV. I NON-CONF.	8- 2	52	3- 0	52	50	36	36	1	1	
TOTALS	RPI 1-25	RPI 26-50	W-L RECORDS	RPI 51-100	RPI 101-150	RPI 150+				
10- 9	2- 5	0- 1	OVERALL	2- 3	1- 0	5- 0				
7- 2	1- 0	0- 1	HOME	2- 1	0- 0	4- 0				
2- 6	1- 1	0- 0	AWAY	0- 0	0- 0	1- 0				
1- 1	0- 1	0- 0	NEUTRAL	0- 0	1- 0	0- 0				
8- 2	1- 1	0- 1	NON-CONFERENCE	2- 0	1- 0	4- 0				
5- 1	0- 0	0- 1	HOME	2- 0	0- 0	3- 0				
2- 0	1- 0	0- 0	AWAY	0- 0	0- 0	1- 0				
1- 1	0- 1	0- 0	NEUTRAL	0- 0	1- 0	0- 0				
2- 7	1- 4	0- 0	CONFERENCE	0- 3	0- 0	1- 0				
2- 1	1- 0	0- 0	HOME	0- 1	0- 0	1- 0				
0- 6	0- 4	0- 0	AWAY	0- 2	0- 0	0- 0				
0- 0	0- 0	0- 0	NEUTRAL	0- 0	0- 0	0- 0				

RPI 1-25				RPI 26-50				RPI 51-100 Team's RPI: 60				RPI 101+			
RPI	S	Opponent	Score	RPI	S	Opponent	Score	RPI	S	Opponent	Score	RPI	S	Opponent	Score
7	A	UCLA	56 75	50	H	St. Mary's (CA)	63 64	56	H	Utah	79 84	118	N	Liberty	77 72
7	H	UCLA	108 104					59	H	Nebraska	87 80	171	H	Colorado	64 35
9	A	Oregon St.	48 70					73	H	UC Riverside	64 58	181	H	Cal Poly	82 57
10	A	Arizona St.	49 57					83	A	Oregon	59 69	196	H	Sacramento St.	117 99
15	A	Louisville	75 71					84	A	Arizona	52 57	242	A	Austin Peay	67 58
18	N	Texas A&M	58 75									287	H	CSUN	106 44
19	A	Southern California	47 61												
LAST 12 Division I GAMES:															
19	A	Southern California	47 61	84	A	Arizona	52 57								
7	A	UCLA	56 75	10	A	Arizona St.	49 57								
83	A	Oregon	59 69	287	H	CSUN	106 44								
9	A	Oregon St.	48 70	7	H	UCLA	108 104								
56	H	Utah	79 84	59	H	Nebraska	87 80								
171	H	Colorado	64 35	196	H	Sacramento St.	117 99								

Non-Div I Games:

California

■ Loss,
■ Non-Conf, S Site,
■ Home
■ Away
N Neutral

Average RPI Win:	313	WON-LOST	WINNING	LAST 10	STRENGTH OF	OPP. STRENGTH	TEAM	ADJ.	CONF.	ADJ CONF.
Average RPI Loss:	185	RECORD	PCT. RANK	GAMES	SCHEDULE	OF SCHEDULE	RPI	RPI	RPI	RPI
DIV. I ONLY	7- 10	220	2- 8	315	342	282	282	26	26	
DIV. I NON-CONF.	5- 3	117	2- 2	313	347	206	206	27	27	
TOTALS	RPI 1-25	RPI 26-50	W-L RECORDS	RPI 51-100	RPI 101-150	RPI 150+				
7- 10	0- 0	0- 0	OVERALL	0- 0	0- 4	7- 6				
3- 5	0- 0	0- 0	HOME	0- 0	0- 1	3- 4				
4- 4	0- 0	0- 0	AWAY	0- 0	0- 2	4- 2				
0- 1	0- 0	0- 0	NEUTRAL	0- 0	0- 1	0- 0				
5- 3	0- 0	0- 0	NON-CONFERENCE	0- 0	0- 3	5- 0				
3- 0	0- 0	0- 0	HOME	0- 0	0- 0	3- 0				
2- 2	0- 0	0- 0	AWAY	0- 0	0- 2	2- 0				
0- 1	0- 0	0- 0	NEUTRAL	0- 0	0- 1	0- 0				
2- 7	0- 0	0- 0	CONFERENCE	0- 0	0- 1	2- 6				
0- 5	0- 0	0- 0	HOME	0- 0	0- 1	0- 4				
2- 2	0- 0	0- 0	AWAY	0- 0	0- 0	2- 2				
0- 0	0- 0	0- 0	NEUTRAL	0- 0	0- 0	0- 0				

RPI 1-25			RPI 26-50			RPI 51-100			RPI 101+			Team's RPI: 282
RPI	S	Opponent	Score	RPI	S	Opponent	Score	RPI	S	Opponent	Score	
								113	A	VCU	34	57
								118	H	Liberty	52	62
								125	N	Central Ark.	34	57
								144	A	ETSU	55	70
								170	H	UNC Asheville	58	72
								201	A	Radford	59	62
								209	H	Gardner-Webb	35	70
								223	H	Presbyterian	45	69
								260	H	High Point	55	69
								283	H	N.C. A&T	56	55
								285	A	Winthrop	49	50
								289	A	Coastal Caro.	83	70
								304	A	Longwood	73	56
								311	A	North Florida	66	55
								318	H	Western Caro.	73	66
								337	H	Mt. St. Mary's	62	53
								348	A	N.C. Central	57	48
LAST 12 Division I GAMES:												
285	A	Winthrop	49	50	170	H	UNC Asheville	58	72			
223	H	Presbyterian	45	69	118	H	Liberty	52	62			
260	H	High Point	55	69	311	A	North Florida	66	55			
201	A	Radford	59	62	125	N	Central Ark.	34	57			
304	A	Longwood	73	56	144	A	ETSU	55	70			
209	H	Gardner-Webb	35	70	318	H	Western Caro.	73	66			

Non-Div I Games: UNC Pembroke

62

67

Campbell

Average RPI Win:	251	WON-LOST	WINNING	LAST 10	STRENGTH OF	OPP. STRENGTH	TEAM	ADJ.	CONF.	ADJ CONF.
Average RPI Loss:	139	RECORD	PCT. RANK	GAMES	SCHEDULE	OF SCHEDULE	RPI	RPI	RPI	RPI
DIV. I ONLY	8- 11	211	2- 8	165	262	202	202	24	24	
DIV. I NON-CONF.	5- 4	138	2- 2	43	215	91	91	24	24	
TOTALS	RPI 1-25	RPI 26-50	W-L RECORDS	RPI 51-100	RPI 101-150	RPI 150+				
8- 11	0- 1	0- 1	OVERALL	0- 0	1- 5	7- 4				
4- 4	0- 0	0- 1	HOME	0- 0	1- 1	3- 2				
4- 7	0- 1	0- 0	AWAY	0- 0	0- 4	4- 2				
0- 0	0- 0	0- 0	NEUTRAL	0- 0	0- 0	0- 0				
5- 4	0- 1	0- 1	NON-CONFERENCE	0- 0	1- 2	4- 0				
3- 1	0- 0	0- 1	HOME	0- 0	1- 0	2- 0				
2- 3	0- 1	0- 0	AWAY	0- 0	0- 2	2- 0				
0- 0	0- 0	0- 0	NEUTRAL	0- 0	0- 0	0- 0				
3- 7	0- 0	0- 0	CONFERENCE	0- 0	0- 3	3- 4				
1- 3	0- 0	0- 0	HOME	0- 0	0- 1	1- 2				
2- 4	0- 0	0- 0	AWAY	0- 0	0- 2	2- 2				
0- 0	0- 0	0- 0	NEUTRAL	0- 0	0- 0	0- 0				

RPI S	Opponent	Score	RPI S	Opponent	Score	RPI S	Opponent	Score	RPI S	Opponent	Score	Team's RPI: 202
8	A Texas	62 92	30	H St. Bonaventure	47 59				102	A Youngstown St.	51 53	
									115	H Bucknell	61 56	
									121	A Buffalo	40 54	
									128	A Quinnipiac	54 63	
									128	H Quinnipiac	68 80	
									131	A Iona	56 79	
									179	A Northeastern	68 57	
									210	H Binghamton	80 50	
									214	A Siena	57 61	
									214	H Siena	52 58	
									229	A Fairfield	48 52	
									229	H Fairfield	50 51	
									275	H Saint Francis (PA)	77 52	
									290	A Rider	73 64	
									295	A Lamar	57 55	
									323	A Saint Peter's	60 53	
									323	H Saint Peter's	54 42	
LAST 12 Division I GAMES:												
229	A Fairfield	48 52	214	H Siena	52 58							
214	A Siena	57 61	229	H Fairfield	50 51							
128	H Quinnipiac	68 80	30	H St. Bonaventure	47 59							
323	H Saint Peter's	54 42	179	A Northeastern	68 57							
131	A Iona	56 79	8	A Texas	62 92							
128	A Quinnipiac	54 63	295	A Lamar	57 55							

Non-Div I Games:

Canisius

Central Ark.

Through Games Of Jan. 24, 2016

Average RPI Win:	290	WON-LOST	WINNING	LAST 10	STRENGTH OF	OPP. STRENGTH	TEAM	ADJ.	CONF.	ADJ CONF.
Average RPI Loss:	25	RECORD	PCT. RANK	GAMES	SCHEDULE	OF SCHEDULE	RPI	RPI	RPI	RPI
DIV. I ONLY	12- 2	14	8- 1	328	312	125	125	27	27	
DIV. I NON-CONF.	6- 1	27	3- 0	314	290	113	113	26	26	
TOTALS	RPI 1-25	RPI 26-50	W-L RECORDS	RPI 51-100	RPI 101-150	RPI 150+				
12- 2	0- 1	0- 1	OVERALL	0- 0	0- 0	12- 0				
4- 1	0- 0	0- 1	HOME	0- 0	0- 0	4- 0				
6- 1	0- 0	0- 0	AWAY	0- 0	0- 0	6- 0				
2- 0	0- 0	0- 0	NEUTRAL	0- 0	0- 0	2- 0				
6- 1	0- 1	0- 0	NON-CONFERENCE	0- 0	0- 0	6- 0				
2- 0	0- 0	0- 0	HOME	0- 0	0- 0	2- 0				
2- 1	0- 1	0- 0	AWAY	0- 0	0- 0	2- 0				
2- 0	0- 0	0- 0	NEUTRAL	0- 0	0- 0	2- 0				
6- 1	0- 0	0- 1	CONFERENCE	0- 0	0- 0	6- 0				
2- 1	0- 0	0- 1	HOME	0- 0	0- 0	2- 0				
4- 0	0- 0	0- 0	AWAY	0- 0	0- 0	4- 0				
0- 0	0- 0	0- 0	NEUTRAL	0- 0	0- 0	0- 0				

RPI 1-25				RPI 26-50				RPI 51-100				RPI 101+ Team's RPI: 125			
RPI	S	Opponent	Score	RPI	S	Opponent	Score	RPI	S	Opponent	Score	RPI	S	Opponent	Score
11	A	Tennessee	47 102	38	H	Abilene Christian	49 61					177	A	Southeast Mo. St.	63 54
												256	H	Houston Baptist	45 44
												278	A	Stephen F. Austin	55 53
												282	N	Campbell	57 34
												294	N	South Carolina St.	51 38
												295	H	Lamar	74 49
												301	A	Nicholls St.	71 65
												302	A	Murray St.	61 51
												302	H	Murray St.	50 40
												317	H	Alcorn	58 35
												328	A	A&M-Corpus Christi	66 55
												345	A	New Orleans	59 44
LAST 12 Division I GAMES:															
301	A	Nicholls St.	71 65	38	H	Abilene Christian	49 61								
345	A	New Orleans	59 44	294	N	South Carolina St.	51 38								
256	H	Houston Baptist	45 44	282	N	Campbell	57 34								
295	H	Lamar	74 49	177	A	Southeast Mo. St.	63 54								
278	A	Stephen F. Austin	55 53	302	H	Murray St.	50 40								
328	A	A&M-Corpus Christi	66 55	317	H	Alcorn	58 35								

Non-Div I Games: Central Baptist 70 37 Hendrix 72 43 Crowley's Ridge 93 38 Jarvis Christian 77 23
Central Ark.

Loss, Non-Conf, S Site, H Home A Away N Neutral

Average RPI Win:	295	WON-LOST	WINNING	LAST 10	STRENGTH OF	OPP. STRENGTH	TEAM	ADJ.	CONF.	ADJ CONF.
Average RPI Loss:	201	RECORD	PCT. RANK	GAMES	SCHEDULE	OF SCHEDULE	RPI	RPI	RPI	RPI
DIV. I ONLY	6- 12	249	5- 5	321	316	300	300	31	31	
DIV. I NON-CONF.	3- 8	258	2- 3	257	239	296	296	32	32	
TOTALS	RPI 1-25	RPI 26-50	W-L RECORDS	RPI 51-100	RPI 101-150	RPI 150+				
6- 12	0- 1	0- 0	OVERALL	0- 2	0- 1	6- 8				
4- 3	0- 0	0- 0	HOME	0- 0	0- 0	4- 3				
2- 9	0- 1	0- 0	AWAY	0- 2	0- 1	2- 5				
0- 0	0- 0	0- 0	NEUTRAL	0- 0	0- 0	0- 0				
3- 8	0- 1	0- 0	NON-CONFERENCE	0- 2	0- 1	3- 4				
3- 1	0- 0	0- 0	HOME	0- 0	0- 0	3- 1				
0- 7	0- 1	0- 0	AWAY	0- 2	0- 1	0- 3				
0- 0	0- 0	0- 0	NEUTRAL	0- 0	0- 0	0- 0				
3- 4	0- 0	0- 0	CONFERENCE	0- 0	0- 0	3- 4				
1- 2	0- 0	0- 0	HOME	0- 0	0- 0	1- 2				
2- 2	0- 0	0- 0	AWAY	0- 0	0- 0	2- 2				
0- 0	0- 0	0- 0	NEUTRAL	0- 0	0- 0	0- 0				

RPI 1-25				RPI 26-50				RPI 51-100				RPI 101+ Team's RPI: 300			
RPI	S	Opponent	Score	RPI	S	Opponent	Score	RPI	S	Opponent	Score	RPI	S	Opponent	Score
25	A	Maryland	43 86					80	A	Army West Point	52 81	129	A	Penn St.	47 73
								91	A	Maine	42 62	194	A	Fordham	48 63
												218	A	Hartford	41 49
												220	H	Massachusetts	78 68
												227	A	Bryant	56 70
												246	H	New Hampshire	50 64
												257	H	Sacred Heart	57 61
												275	H	Saint Francis (PA)	66 51
												288	A	Vermont	63 79
												305	H	Dartmouth	59 55
												307	A	Fairleigh Dickinson	78 75
												322	H	UMass Lowell	64 53
												324	H	LIU Brooklyn	45 59
												337	A	Mt. St. Mary's	48 54
												340	A	Wagner	62 52
LAST 12 Division I GAMES:															
275	H	Saint Francis (PA)	66 51	227	A	Bryant	56 70								
257	H	Sacred Heart	57 61	305	H	Dartmouth	59 55								
340	A	Wagner	62 52	194	A	Fordham	48 63								
307	A	Fairleigh Dickinson	78 75	220	H	Massachusetts	78 68								
337	A	Mt. St. Mary's	48 54	25	A	Maryland	43 86								
324	H	LIU Brooklyn	45 59	218	A	Hartford	41 49								

Non-Div I Games:

Central Conn. St.

■ Loss,
 ■ Non-Conf, S Site,
 ■ Home
 ■ Away
 N Neutral

Average RPI Win:	203	WON-LOST	WINNING	LAST 10	STRENGTH OF	OPP. STRENGTH	TEAM	ADJ.	CONF.	ADJ CONF.
Average RPI Loss:	107	RECORD	PCT. RANK	GAMES	SCHEDULE	OF SCHEDULE	RPI	RPI	RPI	RPI
DIV. I ONLY	11- 7	109	7- 3	117	150	99	99	10	10	
DIV. I NON-CONF.	6- 5	146	2- 3	126	139	131	131	12	12	
TOTALS	RPI 1-25	RPI 26-50	W-L RECORDS	RPI 51-100	RPI 101-150	RPI 150+				
11- 7	0- 1	0- 1	OVERALL	1- 1	3- 3	7- 1				
6- 2	0- 1	0- 0	HOME	1- 0	2- 1	3- 0				
4- 5	0- 0	0- 1	AWAY	0- 1	1- 2	3- 1				
1- 0	0- 0	0- 0	NEUTRAL	0- 0	0- 0	1- 0				
6- 5	0- 1	0- 0	NON-CONFERENCE	1- 1	1- 2	4- 1				
3- 2	0- 1	0- 0	HOME	1- 0	1- 1	1- 0				
2- 3	0- 0	0- 0	AWAY	0- 1	0- 1	2- 1				
1- 0	0- 0	0- 0	NEUTRAL	0- 0	0- 0	1- 0				
5- 2	0- 0	0- 1	CONFERENCE	0- 0	2- 1	3- 0				
3- 0	0- 0	0- 0	HOME	0- 0	1- 0	2- 0				
2- 2	0- 0	0- 1	AWAY	0- 0	1- 1	1- 0				
0- 0	0- 0	0- 0	NEUTRAL	0- 0	0- 0	0- 0				

RPI 1-25				RPI 26-50				RPI 51-100				Team's RPI: 99	RPI 101+			
RPI	S	Opponent	Score	RPI	S	Opponent	Score	RPI	S	Opponent	Score		RPI	S	Opponent	Score
24	H	Duquesne	49 68	35	A	Ohio	84 86	82	A	Saint Joseph's	66 76		119	A	Akron	97 77
								89	H	Middle Tenn.	81 59		119	H	Akron	81 60
													121	A	Buffalo	61 67
													134	A	Illinois	69 74
													136	H	Memphis	61 64
													150	H	SIUE	78 65
													164	A	Loyola Chicago	68 59
													219	A	Ill.-Chicago	63 66
													230	A	Oakland	110 87
													236	A	Miami (OH)	72 58
													255	H	Indiana St.	85 65
													259	H	Northern Ill.	95 63
													290	N	Rider	76 58
													325	H	Kent St.	81 61
LAST 12 Division I GAMES:																
119	H	Akron	81 60	325	H	Kent St.	81 61	82	A	Saint Joseph's	66 76					
236	A	Miami (OH)	72 58					290	N	Rider	76 58					
35	A	Ohio	84 86	150	H	SIUE	78 65	136	H	Memphis	61 64					
259	H	Northern Ill.	95 63	134	A	Illinois	69 74									
119	A	Akron	97 77													
121	A	Buffalo	61 67													

Non-Div I Games:

Central Mich.

■ Loss,
■ Non-Conf, S Site,
■ Home
■ Away
N Neutral

Charleston So.

Through Games Of Jan. 24, 2016

Average RPI Win:	290	WON-LOST	WINNING	LAST 10	STRENGTH OF	OPP. STRENGTH	TEAM	ADJ.	CONF.	ADJ CONF.
Average RPI Loss:	202	RECORD	PCT. RANK	GAMES	SCHEDULE	OF SCHEDULE	RPI	RPI	RPI	RPI
DIV. I ONLY	5- 10	249	3- 7	342	235	315	315	26	26	
DIV. I NON-CONF.	2- 4	234	1- 2	349	93	342	342	27	27	
TOTALS	RPI 1-25	RPI 26-50	W-L RECORDS	RPI 51-100	RPI 101-150	RPI 150+				
5- 10	0- 0	0- 0	OVERALL	0- 1	0- 1	5- 8				
3- 3	0- 0	0- 0	HOME	0- 0	0- 0	3- 3				
2- 7	0- 0	0- 0	AWAY	0- 1	0- 1	2- 5				
0- 0	0- 0	0- 0	NEUTRAL	0- 0	0- 0	0- 0				
2- 4	0- 0	0- 0	NON-CONFERENCE	0- 1	0- 0	2- 3				
2- 0	0- 0	0- 0	HOME	0- 0	0- 0	2- 0				
0- 4	0- 0	0- 0	AWAY	0- 1	0- 0	0- 3				
0- 0	0- 0	0- 0	NEUTRAL	0- 0	0- 0	0- 0				
3- 6	0- 0	0- 0	CONFERENCE	0- 0	0- 1	3- 5				
1- 3	0- 0	0- 0	HOME	0- 0	0- 0	1- 3				
2- 3	0- 0	0- 0	AWAY	0- 0	0- 1	2- 2				
0- 0	0- 0	0- 0	NEUTRAL	0- 0	0- 0	0- 0				

RPI 1-25				RPI 26-50				RPI 51-100				RPI 101+				Team's RPI: 315	
RPI	S	Opponent	Score	RPI	S	Opponent	Score	RPI	S	Opponent	Score	RPI	S	Opponent	Score		
								85	A	Virginia	65	85	118	A	Liberty	40	51
												170	H	UNC Asheville	50	58	
												198	A	Col. of Charleston	66	81	
												201	A	Radford	40	55	
												209	A	Gardner-Webb	55	63	
												223	H	Presbyterian	49	63	
												231	A	Clemson	36	43	
												260	A	High Point	64	62	
												281	H	Wofford	74	64	
												285	H	Winthrop	54	51	
												289	H	Coastal Caro.	62	73	
												293	A	Ga. Southern	51	64	
												304	A	Longwood	63	54	
												318	H	Western Caro.	80	59	
LAST 12 Division I GAMES:																	
				201	A	Radford	40	55		304	A	Longwood	63	54			
				289	H	Coastal Caro.	62	73		318	H	Western Caro.	80	59			
				209	A	Gardner-Webb	55	63		85	A	Virginia	65	85			
				170	H	UNC Asheville	50	58		293	A	Ga. Southern	51	64			
				260	A	High Point	64	62		118	A	Liberty	40	51			
				223	H	Presbyterian	49	63		285	H	Winthrop	54	51			

Non-Div I Games: Paine 69 62 Columbia Int'l 67 35 Warner 73 53

Charleston So.

Loss, Non-Conf, S Site, H Home A Away N Neutral

Average RPI Win:	189	WON-LOST	WINNING	LAST 10	STRENGTH OF	OPP. STRENGTH	TEAM	ADJ.	CONF.	ADJ CONF.
Average RPI Loss:	83	RECORD	PCT. RANK	GAMES	SCHEDULE	OF SCHEDULE	RPI	RPI	RPI	RPI
DIV. I ONLY	10- 8	140	5- 5	35	195	79	79	11	11	
DIV. I NON-CONF.	7- 4	110	3- 2	37	207	64	64	10	10	
TOTALS	RPI 1-25	RPI 26-50	W-L RECORDS	RPI 51-100	RPI 101-150	RPI 150+				
10- 8	0- 0	1- 3	OVERALL	0- 3	2- 1	7- 1				
6- 2	0- 0	1- 1	HOME	0- 0	1- 0	4- 1				
3- 6	0- 0	0- 2	AWAY	0- 3	0- 1	3- 0				
1- 0	0- 0	0- 0	NEUTRAL	0- 0	1- 0	0- 0				
7- 4	0- 0	1- 3	NON-CONFERENCE	0- 1	1- 0	5- 0				
4- 1	0- 0	1- 1	HOME	0- 0	0- 0	3- 0				
2- 3	0- 0	0- 2	AWAY	0- 1	0- 0	2- 0				
1- 0	0- 0	0- 0	NEUTRAL	0- 0	1- 0	0- 0				
3- 4	0- 0	0- 0	CONFERENCE	0- 2	1- 1	2- 1				
2- 1	0- 0	0- 0	HOME	0- 0	1- 0	1- 1				
1- 3	0- 0	0- 0	AWAY	0- 2	0- 1	1- 0				
0- 0	0- 0	0- 0	NEUTRAL	0- 0	0- 0	0- 0				

RPI 1-25				RPI 26-50				RPI 51-100				Team's RPI: 79	RPI 101+			
RPI	S	Opponent	Score	RPI	S	Opponent	Score	RPI	S	Opponent	Score		RPI	S	Opponent	Score
				26	A	Missouri	71 88	53	A	Western Ky.	66 77		140	H	Southern Miss.	80 59
				43	H	Ball St.	72 66	88	A	Elon	83 90		148	N	Mercer	72 62
				45	A	North Carolina St.	65 72	89	A	Middle Tenn.	67 72		149	A	UAB	57 75
				49	H	Miami (FL)	70 77						168	H	Old Dominion	59 71
													175	A	Davidson	99 88
													183	H	Louisiana Tech	63 58
													188	A	Marshall	64 61
													198	H	Col. of Charleston	89 61
													205	H	Robert Morris	94 73
													264	A	Georgia St.	83 71
													348	H	N.C. Central	67 52
LAST 12 Division I GAMES:																
				53	A	Western Ky.	66 77	168	H	Old Dominion	59 71					
				188	A	Marshall	64 61	26	A	Missouri	71 88					
				149	A	UAB	57 75	175	A	Davidson	99 88					
				89	A	Middle Tenn.	67 72	198	H	Col. of Charleston	89 61					
				183	H	Louisiana Tech	63 58	45	A	North Carolina St.	65 72					
				140	H	Southern Miss.	80 59	348	H	N.C. Central	67 52					

Non-Div I Games:

Charlotte

■ Loss,
 ■ Non-Conf, S Site,
 ■ Home
 ■ Away
 N Neutral

Chattanooga

Through Games Of Jan. 24, 2016

Average RPI Win:	184	WON-LOST	WINNING	LAST 10	STRENGTH OF	OPP. STRENGTH	TEAM	ADJ.	CONF.	ADJ CONF.
Average RPI Loss:	57	RECORD	PCT. RANK	GAMES	SCHEDULE	OF SCHEDULE	RPI	RPI	RPI	RPI
DIV. I ONLY	13- 7	89	1- 1	80	80	67	67	17	17	
DIV. I NON-CONF.	9- 5	109	1- 0	22	18	41	41	17	17	
TOTALS	RPI 1-25	RPI 26-50	W-L RECORDS	RPI 51-100	RPI 101-150	RPI 150+				
13- 7	0- 3	0- 1	OVERALL	2- 1	3- 2	8- 0				
9- 1	0- 1	0- 0	HOME	2- 0	2- 0	5- 0				
3- 6	0- 2	0- 1	AWAY	0- 1	0- 2	3- 0				
1- 0	0- 0	0- 0	NEUTRAL	0- 0	1- 0	0- 0				
9- 5	0- 3	0- 1	NON-CONFERENCE	2- 1	3- 0	4- 0				
7- 1	0- 1	0- 0	HOME	2- 0	2- 0	3- 0				
1- 4	0- 2	0- 1	AWAY	0- 1	0- 0	1- 0				
1- 0	0- 0	0- 0	NEUTRAL	0- 0	1- 0	0- 0				
4- 2	0- 0	0- 0	CONFERENCE	0- 0	0- 2	4- 0				
2- 0	0- 0	0- 0	HOME	0- 0	0- 0	2- 0				
2- 2	0- 0	0- 0	AWAY	0- 0	0- 2	2- 0				
0- 0	0- 0	0- 0	NEUTRAL	0- 0	0- 0	0- 0				

RPI	S	Opponent	Score	RPI	S	Opponent	Score	RPI	S	Opponent	Score	RPI	S	Opponent	Score
3	H	UConn	31 79	36	A	South Fla.	33 61	54	A	Indiana	43 54	117	H	Belmont	62 53
6	A	Stanford	30 73					55	H	Arkansas St.	55 54	138	N	East Carolina	72 61
11	A	Tennessee	57 59					90	H	UT Martin	61 46	140	H	Southern Miss.	53 48
												143	A	Samford	43 48
												148	A	Mercer	44 67
												156	H	McNeese St.	68 53
												162	H	Butler	60 49
												204	H	Harvard	62 58
												206	A	Furman	56 50
												250	A	UNCW	61 33
												276	H	UNCG	72 61
												281	A	Wofford	53 40
												318	H	Western Caro.	77 59
LAST 12 Division I GAMES:															
140	H	Southern Miss.	53 48	281	A	Wofford	53 40	204	H	Harvard	62 58	6	A	Stanford	30 73
143	A	Samford	43 48	250	A	UNCW	61 33	138	N	East Carolina	72 61	117	H	Belmont	62 53
148	A	Mercer	44 67												
276	H	UNCG	72 61												
318	H	Western Caro.	77 59												
206	A	Furman	56 50												

Non-Div I Games:

Chattanooga

Loss, Non-Conf, S Site, H Home A Away N Neutral

Average RPI Win:	318	WON-LOST	WINNING	LAST 10	STRENGTH OF	OPP. STRENGTH	TEAM	ADJ.	CONF.	ADJ CONF.
Average RPI Loss:	201	RECORD	PCT. RANK	GAMES	SCHEDULE	OF SCHEDULE	RPI	RPI	RPI	RPI
DIV. I ONLY	2- 18	339	0- 10	277	297	338	338	25	25	
DIV. I NON-CONF.	2- 12	311	1- 5	284	316	339	339	25	25	
TOTALS	RPI 1-25	RPI 26-50	W-L RECORDS	RPI 51-100	RPI 101-150	RPI 150+				
2- 18	0- 0	0- 2	OVERALL	0- 0	0- 3	2- 13				
1- 8	0- 0	0- 1	HOME	0- 0	0- 1	1- 6				
1- 10	0- 0	0- 1	AWAY	0- 0	0- 2	1- 7				
0- 0	0- 0	0- 0	NEUTRAL	0- 0	0- 0	0- 0				
2- 12	0- 0	0- 2	NON-CONFERENCE	0- 0	0- 2	2- 8				
1- 6	0- 0	0- 1	HOME	0- 0	0- 0	1- 5				
1- 6	0- 0	0- 1	AWAY	0- 0	0- 2	1- 3				
0- 0	0- 0	0- 0	NEUTRAL	0- 0	0- 0	0- 0				
0- 6	0- 0	0- 0	CONFERENCE	0- 0	0- 1	0- 5				
0- 2	0- 0	0- 0	HOME	0- 0	0- 1	0- 1				
0- 4	0- 0	0- 0	AWAY	0- 0	0- 0	0- 4				
0- 0	0- 0	0- 0	NEUTRAL	0- 0	0- 0	0- 0				

RPI 1-25			RPI 26-50			RPI 51-100			RPI 101+			Team's RPI: 338
RPI	S	Opponent	Score	RPI	S	Opponent	Score	RPI	S	Opponent	Score	
				29	A	DePaul	42 88					
				46	H	Kansas St.	54 63					
LAST 12 Division I GAMES:												
226	A	Utah Valley	46 74	172	H	Milwaukee	48 55					
245	A	Grand Canyon	36 74	259	H	Northern Ill.	50 68					
110	H	New Mexico St.	60 70	327	A	Illinois St.	53 57					
178	H	UTRGV	56 64	230	H	Oakland	51 74					
203	A	Seattle	45 59	326	A	Jackson St.	76 59					
262	A	CSU Bakersfield	43 76	329	A	IPFW	51 62					

Non-Div I Games:

Chicago St.

■ Loss,
 ■ Non-Conf,
 ■ S Site,
 ■ H Home
 ■ A Away
 N Neutral

Average RPI Win:	245	WON-LOST	WINNING	LAST 10	STRENGTH OF	OPP. STRENGTH	TEAM	ADJ.	CONF.	ADJ CONF.
Average RPI Loss:	93	RECORD	PCT. RANK	GAMES	SCHEDULE	OF SCHEDULE	RPI	RPI	RPI	RPI
DIV. I ONLY	6- 12	249	3- 7	108	59	211	211	7	7	
DIV. I NON-CONF.	4- 7	222	1- 4	66	69	195	195	7	7	
TOTALS	RPI 1-25	RPI 26-50	W-L RECORDS	RPI 51-100	RPI 101-150	RPI 150+				
6- 12	0- 4	0- 1	OVERALL	0- 2	0- 3	6- 2				
4- 5	0- 2	0- 0	HOME	0- 1	0- 1	4- 1				
2- 5	0- 0	0- 1	AWAY	0- 1	0- 2	2- 1				
0- 2	0- 2	0- 0	NEUTRAL	0- 0	0- 0	0- 0				
4- 7	0- 3	0- 1	NON-CONFERENCE	0- 1	0- 1	4- 1				
4- 2	0- 1	0- 0	HOME	0- 1	0- 0	4- 0				
0- 3	0- 0	0- 1	AWAY	0- 0	0- 1	0- 1				
0- 2	0- 2	0- 0	NEUTRAL	0- 0	0- 0	0- 0				
2- 5	0- 1	0- 0	CONFERENCE	0- 1	0- 2	2- 1				
0- 3	0- 1	0- 0	HOME	0- 0	0- 1	0- 1				
2- 2	0- 0	0- 0	AWAY	0- 1	0- 1	2- 0				
0- 0	0- 0	0- 0	NEUTRAL	0- 0	0- 0	0- 0				

RPI 1-25				RPI 26-50				RPI 51-100				RPI 101+ Team's RPI: 211			
RPI	S	Opponent	Score	RPI	S	Opponent	Score	RPI	S	Opponent	Score	RPI	S	Opponent	Score
3	H	UConn	45 107	47	A	Georgia	42 60	90	H	UT Martin	57 63	135	A	Xavier	56 65
4	N	Baylor	34 72					94	A	Temple	51 74	136	H	Memphis	47 64
5	H	Ohio St.	76 105									138	A	East Carolina	60 63
21	N	Michigan St.	63 103									187	H	Northern Ky.	71 68
												190	A	Tulsa	55 53
												213	A	Detroit	68 77
												234	A	UCF	68 50
												234	H	UCF	60 80
												241	H	Bowling Green	54 51
												275	H	Saint Francis (PA)	93 86
												342	H	Eastern Ill.	70 57
LAST 12 Division I GAMES:															
138	A	East Carolina	60 63	3	H	UConn	45 107	47	A	Georgia	42 60	135	A	Xavier	56 65
234	H	UCF	60 80	342	H	Eastern Ill.	70 57	90	H	UT Martin	57 63	5	H	Ohio St.	76 105
190	A	Tulsa	55 53	94	A	Temple	51 74	136	H	Memphis	47 64				
94	A	Temple	51 74	234	A	UCF	68 50								

Non-Div I Games:

Cincinnati

Average RPI Win: 263	WON-LOST	WINNING	LAST 10	STRENGTH OF	OPP. STRENGTH	TEAM	ADJ.	CONF.	ADJ CONF.
Average RPI Loss: 121	RECORD	PCT. RANK	GAMES	SCHEDULE	OF SCHEDULE	RPI	RPI	RPI	RPI
DIV. I ONLY	4- 15	310	2- 8	48	229	231	231	5	5
DIV. I NON-CONF.	4- 9	245	3- 3	120	340	249	249	5	5
TOTALS	RPI 1-25	RPI 26-50	W-L RECORDS	RPI 51-100	RPI 101-150	RPI 150+			
4- 15	0- 2	0- 2	OVERALL	0- 3	0- 3	4- 5			
3- 8	0- 2	0- 2	HOME	0- 0	0- 1	3- 3			
1- 5	0- 0	0- 0	AWAY	0- 3	0- 1	1- 1			
0- 2	0- 0	0- 0	NEUTRAL	0- 0	0- 1	0- 1			
4- 9	0- 1	0- 0	NON-CONFERENCE	0- 2	0- 1	4- 5			
3- 4	0- 1	0- 0	HOME	0- 0	0- 0	3- 3			
1- 3	0- 0	0- 0	AWAY	0- 2	0- 0	1- 1			
0- 2	0- 0	0- 0	NEUTRAL	0- 0	0- 1	0- 1			
0- 6	0- 1	0- 2	CONFERENCE	0- 1	0- 2	0- 0			
0- 4	0- 1	0- 2	HOME	0- 0	0- 1	0- 0			
0- 2	0- 0	0- 0	AWAY	0- 1	0- 1	0- 0			
0- 0	0- 0	0- 0	NEUTRAL	0- 0	0- 0	0- 0			

RPI 1-25				RPI 26-50				RPI 51-100				RPI 101+ Team's RPI: 231			
RPI	S	Opponent	Score	RPI	S	Opponent	Score	RPI	S	Opponent	Score	RPI	S	Opponent	Score
2	H	South Carolina	41 67	39	H	Duke	43 72	75	A	Virginia Tech	49 79	101	H	Georgia Tech	63 76
14	H	Florida St.	40 85	49	H	Miami (FL)	49 83	83	A	Oregon	56 69	109	A	North Carolina	56 72
								91	A	Maine	42 75	121	N	Buffalo	51 61
												161	H	William & Mary	41 58
												162	N	Butler	50 54
												170	H	UNC Asheville	67 49
												206	A	Furman	49 70
												273	A	Tennessee Tech	71 53
												289	H	Coastal Caro.	47 63
												294	H	South Carolina St.	63 54
												313	H	Florida A&M	68 77
												315	H	Charleston So.	43 36
LAST 12 Division I GAMES:															
101	H	Georgia Tech	63 76	313	H	Florida A&M	68 77	170	H	UNC Asheville	67 49				
39	H	Duke	43 72					91	A	Maine	42 75				
75	A	Virginia Tech	49 79					273	A	Tennessee Tech	71 53				
14	H	Florida St.	40 85					161	H	William & Mary	41 58				
49	H	Miami (FL)	49 83					294	H	South Carolina St.	63 54				
109	A	North Carolina	56 72												

Non-Div I Games:

Clemson

■ Loss,
■ Non-Conf,
■ S Site,
■ H Home
■ A Away
N Neutral

Average RPI Win:	246	WON-LOST	WINNING	LAST 10	STRENGTH OF	OPP. STRENGTH	TEAM	ADJ.	CONF.	ADJ CONF.
Average RPI Loss:	178	RECORD	PCT. RANK	GAMES	SCHEDULE	OF SCHEDULE	RPI	RPI	RPI	RPI
DIV. I ONLY	4- 13	297	0- 1	238	231	299	299	14	14	
DIV. I NON-CONF.	3- 7	248	0- 1	323	275	319	319	14	14	
TOTALS	RPI 1-25	RPI 26-50	W-L RECORDS	RPI 51-100	RPI 101-150	RPI 150+				
4- 13	0- 1	0- 0	OVERALL	0- 1	1- 3	3- 8				
3- 4	0- 1	0- 0	HOME	0- 0	1- 1	2- 2				
1- 7	0- 0	0- 0	AWAY	0- 0	0- 2	1- 5				
0- 2	0- 0	0- 0	NEUTRAL	0- 1	0- 0	0- 1				
3- 7	0- 0	0- 0	NON-CONFERENCE	0- 1	0- 3	3- 3				
2- 2	0- 0	0- 0	HOME	0- 0	0- 1	2- 1				
1- 3	0- 0	0- 0	AWAY	0- 0	0- 2	1- 1				
0- 2	0- 0	0- 0	NEUTRAL	0- 1	0- 0	0- 1				
1- 6	0- 1	0- 0	CONFERENCE	0- 0	1- 0	0- 5				
1- 2	0- 1	0- 0	HOME	0- 0	1- 0	0- 1				
0- 4	0- 0	0- 0	AWAY	0- 0	0- 0	0- 4				
0- 0	0- 0	0- 0	NEUTRAL	0- 0	0- 0	0- 0				

RPI 1-25				RPI 26-50				RPI 51-100				RPI 101+ Team's RPI: 299			
RPI	S	Opponent	Score	RPI	S	Opponent	Score	RPI	S	Opponent	Score	RPI	S	Opponent	Score
12	H	Green Bay	45 66					86	N	Saint Louis	65 76	102	H	Youngstown St.	75 68
												115	H	Bucknell	57 59
												117	A	Belmont	58 76
												127	A	Toledo	53 66
												172	H	Milwaukee	46 62
												180	A	Valparaiso	59 66
												213	A	Detroit	68 82
												219	A	Ill.-Chicago	62 80
												230	A	Oakland	69 79
												241	H	Bowling Green	69 48
												276	N	UNCG	51 55
												280	A	Niagara	72 73
												291	H	Evansville	63 72
												316	H	FIU	64 57
												325	A	Kent St.	60 49
LAST 12 Division I GAMES:															
276	N	UNCG	51 55	213	A	Detroit	68 82								
219	A	Ill.-Chicago	62 80	230	A	Oakland	69 79								
180	A	Valparaiso	59 66	86	N	Saint Louis	65 76								
102	H	Youngstown St.	75 68	316	H	FIU	64 57								
172	H	Milwaukee	46 62	127	A	Toledo	53 66								
12	H	Green Bay	45 66	241	H	Bowling Green	69 48								

Non-Div I Games:

Cleveland St.

■ Loss,
 ■ Non-Conf,
 S Site,
 ■ Home
 ■ Away
 N Neutral

Average RPI Win:	259	WON-LOST	WINNING	LAST 10	STRENGTH OF	OPP. STRENGTH	TEAM	ADJ.	CONF.	ADJ CONF.
Average RPI Loss:	209	RECORD	PCT. RANK	GAMES	SCHEDULE	OF SCHEDULE	RPI	RPI	RPI	RPI
DIV. I ONLY	4- 11	285	3- 7	264	328	289	289	26	26	
DIV. I NON-CONF.	2- 4	234	1- 1	278	267	270	270	27	27	
TOTALS	RPI 1-25	RPI 26-50	W-L RECORDS	RPI 51-100	RPI 101-150	RPI 150+				
4- 11	0- 0	0- 0	OVERALL	0- 1	0- 2	4- 8				
1- 4	0- 0	0- 0	HOME	0- 0	0- 1	1- 3				
3- 4	0- 0	0- 0	AWAY	0- 0	0- 0	3- 4				
0- 3	0- 0	0- 0	NEUTRAL	0- 1	0- 1	0- 1				
2- 4	0- 0	0- 0	NON-CONFERENCE	0- 1	0- 1	2- 2				
1- 0	0- 0	0- 0	HOME	0- 0	0- 0	1- 0				
1- 1	0- 0	0- 0	AWAY	0- 0	0- 0	1- 1				
0- 3	0- 0	0- 0	NEUTRAL	0- 1	0- 1	0- 1				
2- 7	0- 0	0- 0	CONFERENCE	0- 0	0- 1	2- 6				
0- 4	0- 0	0- 0	HOME	0- 0	0- 1	0- 3				
2- 3	0- 0	0- 0	AWAY	0- 0	0- 0	2- 3				
0- 0	0- 0	0- 0	NEUTRAL	0- 0	0- 0	0- 0				

RPI 1-25			RPI 26-50			RPI 51-100			RPI 101+			Team's RPI: 289
RPI	S	Opponent	Score	RPI	S	Opponent	Score	RPI	S	Opponent	Score	
						72 N Hofstra	40 82	118 H Liberty			63 65	
								142 N Wake Forest			52 81	
								170 H UNC Asheville			52 63	
								201 A Radford			45 61	
								209 A Gardner-Webb			59 56	
								223 A Presbyterian			42 66	
								231 A Clemson			63 47	
								257 N Sacred Heart			62 71	
								260 A High Point			52 53	
								275 A Saint Francis (PA)			74 106	
								281 H Wofford			83 69	
								282 H Campbell			70 83	
								304 H Longwood			48 56	
								315 A Charleston So.			73 62	
LAST 12 Division I GAMES:												
223 A		Presbyterian	42 66	201 A		Radford	45 61					
118 H		Liberty	63 65	281 H		Wofford	83 69					
315 A		Charleston So.	73 62	142 N		Wake Forest	52 81					
260 A		High Point	52 53	170 H		UNC Asheville	52 63					
304 H		Longwood	48 56	282 H		Campbell	70 83					
209 A		Gardner-Webb	59 56	72 N		Hofstra	40 82					

Non-Div I Games: Allen 86 45 Warren Wilson 100 49 Mid-Atlantic Christ105 15

Coastal Caro.

Average RPI Win:	251	WON-LOST	WINNING	LAST 10	STRENGTH OF	OPP. STRENGTH	TEAM	ADJ.	CONF.	ADJ CONF.
Average RPI Loss:	97	RECORD	PCT. RANK	GAMES	SCHEDULE	OF SCHEDULE	RPI	RPI	RPI	RPI
DIV. I ONLY	6- 11	243	2- 8	95	161	198	198	13	13	
DIV. I NON-CONF.	5- 6	180	2- 4	115	194	170	170	11	11	
TOTALS	RPI 1-25	RPI 26-50	W-L RECORDS	RPI 51-100	RPI 101-150	RPI 150+				
6- 11	0- 1	0- 0	OVERALL	0- 7	0- 1	6- 2				
4- 4	0- 1	0- 0	HOME	0- 2	0- 0	4- 1				
2- 7	0- 0	0- 0	AWAY	0- 5	0- 1	2- 1				
0- 0	0- 0	0- 0	NEUTRAL	0- 0	0- 0	0- 0				
5- 6	0- 1	0- 0	NON-CONFERENCE	0- 3	0- 1	5- 1				
4- 2	0- 1	0- 0	HOME	0- 1	0- 0	4- 0				
1- 4	0- 0	0- 0	AWAY	0- 2	0- 1	1- 1				
0- 0	0- 0	0- 0	NEUTRAL	0- 0	0- 0	0- 0				
1- 5	0- 0	0- 0	CONFERENCE	0- 4	0- 0	1- 1				
0- 2	0- 0	0- 0	HOME	0- 1	0- 0	0- 1				
1- 3	0- 0	0- 0	AWAY	0- 3	0- 0	1- 0				
0- 0	0- 0	0- 0	NEUTRAL	0- 0	0- 0	0- 0				

RPI 1-25				RPI 26-50				RPI 51-100				RPI 101+ Team's RPI: 198			
RPI	S	Opponent	Score	RPI	S	Opponent	Score	RPI	S	Opponent	Score	RPI	S	Opponent	Score
15	H	Louisville	67 71					53	H	Western Ky.	44 78	148	A	Mercer	58 66
								70	A	James Madison	61 83	154	A	Boise St.	38 61
								72	H	Hofstra	58 62	176	A	Weber St.	50 42
								75	A	Virginia Tech	47 81	212	H	Delaware	47 63
								79	A	Charlotte	61 89	228	H	Houston	55 48
								88	A	Elon	41 52	250	A	UNCW	64 53
								96	A	Drexel	54 66	254	H	Appalachian St.	60 50
												285	H	Winthrop	77 63
												315	H	Charleston So.	81 66
LAST 12 Division I GAMES:															
88	A	Elon	41 52	148	A	Mercer	58 66								
250	A	UNCW	64 53	285	H	Winthrop	77 63								
212	H	Delaware	47 63	15	H	Louisville	67 71								
72	H	Hofstra	58 62	53	H	Western Ky.	44 78								
70	A	James Madison	61 83	79	A	Charlotte	61 89								
96	A	Drexel	54 66	254	H	Appalachian St.	60 50								

Non-Div I Games:

Col. of Charleston

■ Loss,
 ■ Non-Conf,
 ■ S Site,
 ■ H Home
 ■ A Away
 N Neutral

Average RPI Win: 304	WON-LOST	WINNING	LAST 10	STRENGTH OF	OPP. STRENGTH	TEAM	ADJ.	CONF.	ADJ CONF.
Average RPI Loss: 168	RECORD	PCT. RANK	GAMES	SCHEDULE	OF SCHEDULE	RPI	RPI	RPI	RPI
DIV. I ONLY	4- 14	301	3- 7	204	280	279	279	28	28
DIV. I NON-CONF.	2- 8	290	1- 3	116	206	252	252	29	29
TOTALS	RPI 1-25	RPI 26-50	W-L RECORDS	RPI 51-100	RPI 101-150	RPI 150+			
4- 14	0- 1	0- 2	OVERALL	0- 2	0- 1	4- 8			
1- 8	0- 1	0- 1	HOME	0- 1	0- 1	1- 4			
3- 6	0- 0	0- 1	AWAY	0- 1	0- 0	3- 4			
0- 0	0- 0	0- 0	NEUTRAL	0- 0	0- 0	0- 0			
2- 8	0- 1	0- 2	NON-CONFERENCE	0- 1	0- 0	2- 4			
1- 4	0- 1	0- 1	HOME	0- 1	0- 0	1- 1			
1- 4	0- 0	0- 1	AWAY	0- 0	0- 0	1- 3			
0- 0	0- 0	0- 0	NEUTRAL	0- 0	0- 0	0- 0			
2- 6	0- 0	0- 0	CONFERENCE	0- 1	0- 1	2- 4			
0- 4	0- 0	0- 0	HOME	0- 0	0- 1	0- 3			
2- 2	0- 0	0- 0	AWAY	0- 1	0- 0	2- 1			
0- 0	0- 0	0- 0	NEUTRAL	0- 0	0- 0	0- 0			

RPI 1-25				RPI 26-50				RPI 51-100				RPI 101+ Team's RPI: 279			
RPI	S	Opponent	Score	RPI	S	Opponent	Score	RPI	S	Opponent	Score	RPI	S	Opponent	Score
3	H	UConn	50 94	29	A	DePaul	46 96	76	H	Gonzaga	50 80	115	H	Bucknell	51 71
				30	H	St. Bonaventure	38 62	80	A	Army West Point	55 67	153	A	Cornell	60 73
												210	A	Binghamton	56 63
												214	H	Siena	52 50
												240	H	American	37 49
												253	A	Navy	41 51
												261	H	Loyola Maryland	49 65
												265	H	Holy Cross	71 80
												308	H	Monmouth	80 86
												324	A	LIU Brooklyn	63 53
												325	A	Kent St.	71 76
												332	A	Lafayette	72 59
												347	A	Boston U.	72 63
LAST 12 Division I GAMES:															
261	H	Loyola Maryland	49 65	240	H	American	37 49								
347	A	Boston U.	72 63	214	H	Siena	52 50								
115	H	Bucknell	51 71	332	A	Lafayette	72 59								
80	A	Army West Point	55 67	30	H	St. Bonaventure	38 62								
253	A	Navy	41 51	76	H	Gonzaga	50 80								
265	H	Holy Cross	71 80	3	H	UConn	50 94								

Non-Div I Games:

Colgate

■ Loss,
■ Non-Conf,
■ S Site,
■ H Home
■ A Away
N Neutral

Colorado

Through Games Of Jan. 24, 2016

Average RPI Win:	226	WON-LOST	WINNING	LAST 10	STRENGTH OF	OPP. STRENGTH	TEAM	ADJ.	CONF.	ADJ CONF.
Average RPI Loss:	61	RECORD	PCT. RANK	GAMES	SCHEDULE	OF SCHEDULE	RPI	RPI	RPI	RPI
DIV. I ONLY	5- 14	288	1- 9	10	56	171	171	1	1	
DIV. I NON-CONF.	5- 6	180	2- 2	38	214	151	151	1	1	
TOTALS	RPI 1-25	RPI 26-50	W-L RECORDS	RPI 51-100	RPI 101-150	RPI 150+				
5- 14	0- 5	0- 2	OVERALL	0- 5	0- 0	5- 2				
5- 6	0- 2	0- 2	HOME	0- 2	0- 0	5- 0				
0- 8	0- 3	0- 0	AWAY	0- 3	0- 0	0- 2				
0- 0	0- 0	0- 0	NEUTRAL	0- 0	0- 0	0- 0				
5- 6	0- 1	0- 2	NON-CONFERENCE	0- 1	0- 0	5- 2				
5- 2	0- 0	0- 2	HOME	0- 0	0- 0	5- 0				
0- 4	0- 1	0- 0	AWAY	0- 1	0- 0	0- 2				
0- 0	0- 0	0- 0	NEUTRAL	0- 0	0- 0	0- 0				
0- 8	0- 4	0- 0	CONFERENCE	0- 4	0- 0	0- 0				
0- 4	0- 2	0- 0	HOME	0- 2	0- 0	0- 0				
0- 4	0- 2	0- 0	AWAY	0- 2	0- 0	0- 0				
0- 0	0- 0	0- 0	NEUTRAL	0- 0	0- 0	0- 0				

RPI	S	Opponent	Score	RPI	S	Opponent	Score	RPI	S	Opponent	Score	RPI	S	Opponent	Score	Team's RPI: 171
6	A	Stanford	56 71	26	H	Missouri	75 79	52	H	Washington St.	66 74	159	A	Long Beach St.	42 59	
9	H	Oregon St.	47 61	32	H	Florida	61 83	60	A	California	35 64	174	H	Northern Colo.	63 41	
10	A	Arizona St.	37 64					62	A	Colorado St.	63 64	220	H	Massachusetts	90 63	
13	A	Kentucky	61 86					83	H	Oregon	46 59	223	H	Presbyterian	72 60	
17	H	Washington	74 76					84	A	Arizona	52 63	235	A	Wyoming	68 77	
												249	H	Loyola Marymount	92 81	
												266	H	Northern Ariz.	90 66	
LAST 12 Division I GAMES:																
9	H	Oregon St.	47 61	52	H	Washington St.	66 74									
83	H	Oregon	46 59	17	H	Washington	74 76									
84	A	Arizona	52 63	235	A	Wyoming	68 77									
10	A	Arizona St.	37 64	223	H	Presbyterian	72 60									
6	A	Stanford	56 71	26	H	Missouri	75 79									
60	A	California	35 64	266	H	Northern Ariz.	90 66									

Non-Div I Games:

Colorado

■ Loss,
■ Non-Conf,
■ S Site,
■ H Home
■ A Away
N Neutral

Average RPI Win:	217	WON-LOST	WINNING	LAST 10	STRENGTH OF	OPP. STRENGTH	TEAM	ADJ.	CONF.	ADJ CONF.
Average RPI Loss:	57	RECORD	PCT. RANK	GAMES	SCHEDULE	OF SCHEDULE	RPI	RPI	RPI	RPI
DIV. I ONLY	14- 1	7	9- 0	274	155	62	62	19	19	
DIV. I NON-CONF.	8- 1	23	5- 0	235	112	51	51	19	19	
TOTALS	RPI 1-25	RPI 26-50	W-L RECORDS	RPI 51-100	RPI 101-150	RPI 150+				
14- 1	1- 0	0- 0	OVERALL	0- 1	0- 0	13- 0				
7- 0	1- 0	0- 0	HOME	0- 0	0- 0	6- 0				
6- 1	0- 0	0- 0	AWAY	0- 1	0- 0	6- 0				
1- 0	0- 0	0- 0	NEUTRAL	0- 0	0- 0	1- 0				
8- 1	1- 0	0- 0	NON-CONFERENCE	0- 1	0- 0	7- 0				
4- 0	1- 0	0- 0	HOME	0- 0	0- 0	3- 0				
3- 1	0- 0	0- 0	AWAY	0- 1	0- 0	3- 0				
1- 0	0- 0	0- 0	NEUTRAL	0- 0	0- 0	1- 0				
6- 0	0- 0	0- 0	CONFERENCE	0- 0	0- 0	6- 0				
3- 0	0- 0	0- 0	HOME	0- 0	0- 0	3- 0				
3- 0	0- 0	0- 0	AWAY	0- 0	0- 0	3- 0				
0- 0	0- 0	0- 0	NEUTRAL	0- 0	0- 0	0- 0				

RPI 1-25				RPI 26-50				RPI 51-100 Team's RPI: 62				RPI 101+			
RPI	S	Opponent	Score	RPI	S	Opponent	Score	RPI	S	Opponent	Score	RPI	S	Opponent	Score
16	H	BYU	61 55					57	A	Penn	48 49	154	H	Boise St.	68 64
												171	H	Colorado	64 63
												174	A	Northern Colo.	62 46
												185	A	UNLV	64 56
												215	A	Utah St.	69 49
												222	H	Montana	75 43
												237	H	San Jose St.	76 54
												238	N	Morgan St.	54 36
												253	A	Navy	82 73
												267	A	San Diego St.	60 57
												284	H	Incarnate Word	60 37
												286	A	Denver	74 46
												339	H	Air Force	71 47
LAST 12 Division I GAMES:															
339	H	Air Force	71 47	286	A	Denver	74 46								
215	A	Utah St.	69 49	222	H	Montana	75 43								
267	A	San Diego St.	60 57	174	A	Northern Colo.	62 46								
237	H	San Jose St.	76 54	171	H	Colorado	64 63								
185	A	UNLV	64 56	253	A	Navy	82 73								
154	H	Boise St.	68 64	238	N	Morgan St.	54 36								

Non-Div I Games: Okla. Panhandle 90 45 Western St. 84 42

Colorado St.

Loss, Non-Conf, S Site, H Home A Away N Neutral

Average RPI Win:	286	WON-LOST	WINNING	LAST 10	STRENGTH OF	OPP. STRENGTH	TEAM	ADJ.	CONF.	ADJ CONF.
Average RPI Loss:	121	RECORD	PCT. RANK	GAMES	SCHEDULE	OF SCHEDULE	RPI	RPI	RPI	RPI
DIV. I ONLY	10- 6	104	5- 4	296	287	199	199	12	12	
DIV. I NON-CONF.	10- 4	86	6- 3	319	302	177	177	13	13	
TOTALS	RPI 1-25	RPI 26-50	W-L RECORDS	RPI 51-100	RPI 101-150	RPI 150+				
10- 6	0- 1	0- 0	OVERALL	0- 1	0- 1	10- 3				
6- 2	0- 0	0- 0	HOME	0- 1	0- 0	6- 1				
4- 3	0- 1	0- 0	AWAY	0- 0	0- 0	4- 2				
0- 1	0- 0	0- 0	NEUTRAL	0- 0	0- 1	0- 0				
10- 4	0- 1	0- 0	NON-CONFERENCE	0- 1	0- 1	10- 1				
6- 1	0- 0	0- 0	HOME	0- 1	0- 0	6- 0				
4- 2	0- 1	0- 0	AWAY	0- 0	0- 0	4- 1				
0- 1	0- 0	0- 0	NEUTRAL	0- 0	0- 1	0- 0				
0- 2	0- 0	0- 0	CONFERENCE	0- 0	0- 0	0- 2				
0- 1	0- 0	0- 0	HOME	0- 0	0- 0	0- 1				
0- 1	0- 0	0- 0	AWAY	0- 0	0- 0	0- 1				
0- 0	0- 0	0- 0	NEUTRAL	0- 0	0- 0	0- 0				

RPI 1-25			RPI 26-50			RPI 51-100			RPI 101+ Team's RPI: 199		
RPI	S	Opponent	Score	RPI	S	Opponent	Score	RPI	S	Opponent	Score
10	A	Arizona St.	49 70					100	H	Stony Brook	71 79
								127	N	Toledo	75 88
								153	A	Cornell	73 84
								153	H	Cornell	59 66
								182	A	Rhode Island	56 57
								197	A	UMBC	70 68
								210	H	Binghamton	71 64
								261	H	Loyola Maryland	63 53
								275	H	Saint Francis (PA)	82 78
								288	H	Vermont	73 56
								307	A	Fairleigh Dickinson	87 83
								322	A	UMass Lowell	67 57
								324	A	LIU Brooklyn	84 74
								335	H	NJIT	72 52
								340	H	Wagner	67 48
LAST 12 Division I GAMES:											
153	A	Cornell	73 84	182	A	Rhode Island	56 57				
153	H	Cornell	59 66	210	H	Binghamton	71 64				
335	H	NJIT	72 52	10	A	Arizona St.	49 70				
307	A	Fairleigh Dickinson	87 83	127	N	Toledo	75 88				
340	H	Wagner	67 48	275	H	Saint Francis (PA)	82 78				
324	A	LIU Brooklyn	84 74	261	H	Loyola Maryland	63 53				

Non-Div I Games: Central Penn 102 18

Columbia

■ Loss,
 ■ Non-Conf, S Site,
 ■ Home
 ■ Away
 N Neutral

Average RPI Win:	318	WON-LOST	WINNING	LAST 10	STRENGTH OF	OPP. STRENGTH	TEAM	ADJ.	CONF.	ADJ CONF.
Average RPI Loss:	123	RECORD	PCT. RANK	GAMES	SCHEDULE	OF SCHEDULE	RPI	RPI	RPI	RPI
DIV. I ONLY	5- 10	249	3- 7	177	271	221	221	30	30	
DIV. I NON-CONF.	3- 8	258	2- 5	61	172	176	176	31	31	
TOTALS	RPI 1-25	RPI 26-50	W-L RECORDS	RPI 51-100	RPI 101-150	RPI 150+				
5- 10	0- 1	0- 2	OVERALL	0- 3	0- 1	5- 3				
2- 1	0- 0	0- 0	HOME	0- 0	0- 0	2- 1				
2- 8	0- 1	0- 2	AWAY	0- 2	0- 1	2- 2				
1- 1	0- 0	0- 0	NEUTRAL	0- 1	0- 0	1- 0				
3- 8	0- 1	0- 2	NON-CONFERENCE	0- 3	0- 1	3- 1				
1- 1	0- 0	0- 0	HOME	0- 0	0- 0	1- 1				
1- 6	0- 1	0- 2	AWAY	0- 2	0- 1	1- 0				
1- 1	0- 0	0- 0	NEUTRAL	0- 1	0- 0	1- 0				
2- 2	0- 0	0- 0	CONFERENCE	0- 0	0- 0	2- 2				
1- 0	0- 0	0- 0	HOME	0- 0	0- 0	1- 0				
1- 2	0- 0	0- 0	AWAY	0- 0	0- 0	1- 2				
0- 0	0- 0	0- 0	NEUTRAL	0- 0	0- 0	0- 0				

RPI 1-25				RPI 26-50				RPI 51-100				RPI 101+ Team's RPI: 221			
RPI	S	Opponent	Score	RPI	S	Opponent	Score	RPI	S	Opponent	Score	RPI	S	Opponent	Score
22	A	Syracuse	56 88	42	A	West Virginia	64 96	63	N	Auburn	54 69	113	A	VCU	42 73
				49	A	Miami (FL)	59 78	75	A	Virginia Tech	39 72	197	H	UMBC	61 68
								85	A	Virginia	40 75	268	A	Towson	81 69
												269	A	Bethune-Cookman	56 69
												306	A	Howard	83 67
												313	A	Florida A&M	73 79
												332	N	Lafayette	64 57
												337	H	Mt. St. Mary's	66 55
												349	H	Norfolk St.	69 44
LAST 12 Division I GAMES:															
313	A	Florida A&M	73 79	63	N	Auburn	54 69	75	A	Virginia Tech	39 72	22	A	Syracuse	56 88
269	A	Bethune-Cookman	56 69	49	A	Miami (FL)	59 78	85	A	Virginia	40 75	268	A	Towson	81 69
306	A	Howard	83 67												
349	H	Norfolk St.	69 44												
332	N	Lafayette	64 57												
85	A	Virginia	40 75												

Non-Div I Games: Bowie St.

63 64

Coppin St.

■ Loss,
 ■ Non-Conf,
 ■ S Site,
 ■ H Home
 ■ A Away
 N Neutral

Average RPI Win: 252	WON-LOST	WINNING	LAST 10	STRENGTH OF	OPP. STRENGTH	TEAM	ADJ.	CONF.	ADJ CONF.
Average RPI Loss: 157	RECORD	PCT. RANK	GAMES	SCHEDULE	OF SCHEDULE	RPI	RPI	RPI	RPI
DIV. I ONLY	10- 6	104	7- 3	242	276	153	153	12	12
DIV. I NON-CONF.	8- 6	136	5- 5	296	272	201	201	13	13
TOTALS	RPI 1-25	RPI 26-50	W-L RECORDS	RPI 51-100	RPI 101-150	RPI 150+			
10- 6	0- 1	0- 0	OVERALL	0- 1	0- 1	10- 3			
7- 1	0- 0	0- 0	HOME	0- 1	0- 0	7- 0			
3- 5	0- 1	0- 0	AWAY	0- 0	0- 1	3- 3			
0- 0	0- 0	0- 0	NEUTRAL	0- 0	0- 0	0- 0			
8- 6	0- 1	0- 0	NON-CONFERENCE	0- 1	0- 1	8- 3			
6- 1	0- 0	0- 0	HOME	0- 1	0- 0	6- 0			
2- 5	0- 1	0- 0	AWAY	0- 0	0- 1	2- 3			
0- 0	0- 0	0- 0	NEUTRAL	0- 0	0- 0	0- 0			
2- 0	0- 0	0- 0	CONFERENCE	0- 0	0- 0	2- 0			
1- 0	0- 0	0- 0	HOME	0- 0	0- 0	1- 0			
1- 0	0- 0	0- 0	AWAY	0- 0	0- 0	1- 0			
0- 0	0- 0	0- 0	NEUTRAL	0- 0	0- 0	0- 0			

RPI 1-25				RPI 26-50				RPI 51-100				RPI 101+ Team's RPI: 153			
RPI	S	Opponent	Score	RPI	S	Opponent	Score	RPI	S	Opponent	Score	RPI	S	Opponent	Score
6	A	Stanford	38 93					100	H	Stony Brook	49 58	121	A	Buffalo	41 59
												188	A	Marshall	47 73
												199	A	Columbia	66 59
												199	H	Columbia	84 73
												210	H	Binghamton	64 57
												218	A	Hartford	50 53
												227	A	Bryant	70 62
												229	H	Fairfield	59 35
												268	H	Towson	88 60
												275	H	Saint Francis (PA)	75 69
												279	H	Colgate	73 60
												297	H	Delaware St.	71 62
												306	A	Howard	74 76
												333	A	Cal St. Fullerton	59 47
LAST 12 Division I GAMES:															
199	H	Columbia	84 73	6	A	Stanford	38 93	229	H	Fairfield	59 35				
199	A	Columbia	66 59					100	H	Stony Brook	49 58				
297	H	Delaware St.	71 62	268	H	Towson	88 60	188	A	Marshall	47 73				
306	A	Howard	74 76					121	A	Buffalo	41 59				
210	H	Binghamton	64 57												
333	A	Cal St. Fullerton	59 47												

Non-Div I Games:

Cornell

■ Loss,
 ■ Non-Conf, S Site,
 ■ Home
 ■ Away
 N Neutral

Creighton

Through Games Of Jan. 24, 2016

Average RPI Win:	175	WON-LOST	WINNING	LAST 10	STRENGTH OF	OPP. STRENGTH	TEAM	ADJ.	CONF.	ADJ CONF.
Average RPI Loss:	75	RECORD	PCT. RANK	GAMES	SCHEDULE	OF SCHEDULE	RPI	RPI	RPI	RPI
DIV. I ONLY	10- 11	182	5- 5	69	51	111	111	6	6	
DIV. I NON-CONF.	6- 6	160	2- 1	93	80	119	119	6	6	
TOTALS	RPI 1-25	RPI 26-50	W-L RECORDS	RPI 51-100	RPI 101-150	RPI 150+				
10- 11	0- 1	0- 2	OVERALL	1- 5	3- 2	6- 1				
6- 3	0- 1	0- 1	HOME	0- 1	2- 0	4- 0				
2- 7	0- 0	0- 1	AWAY	1- 3	0- 2	1- 1				
2- 1	0- 0	0- 0	NEUTRAL	0- 1	1- 0	1- 0				
6- 6	0- 0	0- 0	NON-CONFERENCE	0- 4	2- 1	4- 1				
3- 1	0- 0	0- 0	HOME	0- 1	1- 0	2- 0				
1- 4	0- 0	0- 0	AWAY	0- 2	0- 1	1- 1				
2- 1	0- 0	0- 0	NEUTRAL	0- 1	1- 0	1- 0				
4- 5	0- 1	0- 2	CONFERENCE	1- 1	1- 1	2- 0				
3- 2	0- 1	0- 1	HOME	0- 0	1- 0	2- 0				
1- 3	0- 0	0- 1	AWAY	1- 1	0- 1	0- 0				
0- 0	0- 0	0- 0	NEUTRAL	0- 0	0- 0	0- 0				

RPI S	Opponent	Score	RPI S	Opponent	Score	RPI S	Opponent	Score	RPI S	Opponent	Score	Team's RPI: 111
23	H Seton Hall	82 86	29	A DePaul	63 81	56	A Utah	58 74	103	A Georgetown	57 69	
			34	H St. John's (NY)	55 66	59	A Nebraska	63 65	108	H UNI	69 61	
						61	A Villanova	65 62	112	A Drake	72 81	
						65	H South Dakota St.	51 53	135	H Xavier	74 47	
						69	N Northwestern	52 75	138	N East Carolina	91 66	
						92	A Marquette	72 79	162	H Butler	77 49	
									166	N Eastern Wash.	66 60	
									184	A Kansas	54 67	
									195	H Marist	89 46	
									216	H Providence	72 48	
									274	A Omaha	69 46	
									292	H Wichita St.	79 54	
LAST 12 Division I GAMES:												
92	A Marquette	72 79	103	A Georgetown	57 69							
29	A DePaul	63 81	23	H Seton Hall	82 86							
216	H Providence	72 48	34	H St. John's (NY)	55 66							
162	H Butler	77 49	108	H UNI	69 61							
135	H Xavier	74 47	274	A Omaha	69 46							
61	A Villanova	65 62	65	H South Dakota St.	51 53							

Non-Div I Games:

Creighton

Loss, Non-Conf, S Site, H Home A Away N Neutral

Average RPI Win: 275	WON-LOST	WINNING	LAST 10	STRENGTH OF	OPP. STRENGTH	TEAM	ADJ.	CONF.	ADJ CONF.
Average RPI Loss: 187	RECORD	PCT. RANK	GAMES	SCHEDULE	OF SCHEDULE	RPI	RPI	RPI	RPI
DIV. I ONLY	6- 12	249	5- 5	331	266	305	305	12	12
DIV. I NON-CONF.	5- 11	244	4- 6	325	295	315	315	13	13
TOTALS	RPI 1-25	RPI 26-50	W-L RECORDS	RPI 51-100	RPI 101-150	RPI 150+			
6- 12	0- 1	0- 0	OVERALL	0- 2	0- 0	6- 9			
2- 6	0- 0	0- 0	HOME	0- 1	0- 0	2- 5			
4- 4	0- 1	0- 0	AWAY	0- 1	0- 0	4- 2			
0- 2	0- 0	0- 0	NEUTRAL	0- 0	0- 0	0- 2			
5- 11	0- 1	0- 0	NON-CONFERENCE	0- 2	0- 0	5- 8			
2- 5	0- 0	0- 0	HOME	0- 1	0- 0	2- 4			
3- 4	0- 1	0- 0	AWAY	0- 1	0- 0	3- 2			
0- 2	0- 0	0- 0	NEUTRAL	0- 0	0- 0	0- 2			
1- 1	0- 0	0- 0	CONFERENCE	0- 0	0- 0	1- 1			
0- 1	0- 0	0- 0	HOME	0- 0	0- 0	0- 1			
1- 0	0- 0	0- 0	AWAY	0- 0	0- 0	1- 0			
0- 0	0- 0	0- 0	NEUTRAL	0- 0	0- 0	0- 0			

RPI 1-25				RPI 26-50				RPI 51-100				RPI 101+ Team's RPI: 305			
RPI	S	Opponent	Score	RPI	S	Opponent	Score	RPI	S	Opponent	Score	RPI	S	Opponent	Score
15	A	Louisville	52 94					91	H	Maine	41 59	156	N	McNeese St.	56 78
								96	A	Drexel	53 69	182	H	Rhode Island	41 57
												193	N	Jacksonville	44 51
												204	A	Harvard	70 64
												204	H	Harvard	43 56
												218	A	Hartford	43 36
												230	A	Oakland	60 78
												240	H	American	41 45
												246	H	New Hampshire	57 61
												265	A	Holy Cross	60 54
												280	H	Niagara	60 47
												288	H	Vermont	54 56
												300	A	Central Conn. St.	55 59
												335	A	NJIT	46 39
												347	H	Boston U.	72 52
LAST 12 Division I GAMES:															
204	A	Harvard	70 64	240	H	American	41 45								
204	H	Harvard	43 56	15	A	Louisville	52 94								
335	A	NJIT	46 39	218	A	Hartford	43 36								
300	A	Central Conn. St.	55 59	288	H	Vermont	54 56								
265	A	Holy Cross	60 54	91	H	Maine	41 59								
280	H	Niagara	60 47	182	H	Rhode Island	41 57								

Non-Div I Games:

Dartmouth

■ Loss,
 ■ Non-Conf,
 S Site,
 ■ Home
 ■ Away
 N Neutral

Average RPI Win:	239	WON-LOST	WINNING	LAST 10	STRENGTH OF	OPP. STRENGTH	TEAM	ADJ.	CONF.	ADJ CONF.
Average RPI Loss:	109	RECORD	PCT. RANK	GAMES	SCHEDULE	OF SCHEDULE	RPI	RPI	RPI	RPI
DIV. I ONLY	9- 11	197	3- 7	164	148	175	175	9	9	
DIV. I NON-CONF.	6- 7	176	1- 4	215	165	191	191	8	8	
TOTALS	RPI 1-25	RPI 26-50	W-L RECORDS	RPI 51-100	RPI 101-150	RPI 150+				
9- 11	0- 1	0- 2	OVERALL	0- 3	1- 2	8- 3				
3- 5	0- 1	0- 1	HOME	0- 2	0- 1	3- 0				
5- 6	0- 0	0- 1	AWAY	0- 1	1- 1	4- 3				
1- 0	0- 0	0- 0	NEUTRAL	0- 0	0- 0	1- 0				
6- 7	0- 1	0- 1	NON-CONFERENCE	0- 2	0- 2	6- 1				
2- 3	0- 1	0- 0	HOME	0- 1	0- 1	2- 0				
3- 4	0- 0	0- 1	AWAY	0- 1	0- 1	3- 1				
1- 0	0- 0	0- 0	NEUTRAL	0- 0	0- 0	1- 0				
3- 4	0- 0	0- 1	CONFERENCE	0- 1	1- 0	2- 2				
1- 2	0- 0	0- 1	HOME	0- 1	0- 0	1- 0				
2- 2	0- 0	0- 0	AWAY	0- 0	1- 0	1- 2				
0- 0	0- 0	0- 0	NEUTRAL	0- 0	0- 0	0- 0				

RPI 1-25				RPI 26-50				RPI 51-100				RPI 101+ Team's RPI: 175			
RPI	S	Opponent	Score	RPI	S	Opponent	Score	RPI	S	Opponent	Score	RPI	S	Opponent	Score
21	H	Michigan St.	44 73	30	H	St. Bonaventure	47 59	70	A	James Madison	45 87	113	A	VCU	56 50
				45	A	North Carolina St.	42 58	79	H	Charlotte	88 99	142	A	Wake Forest	58 77
								86	H	Saint Louis	50 79	144	H	ETSU	58 65
												182	A	Rhode Island	62 78
												194	A	Fordham	40 51
												194	H	Fordham	69 51
												201	A	Radford	68 79
												206	A	Furman	69 51
												241	N	Bowling Green	60 56
												250	A	UNCW	77 50
												260	A	High Point	62 60
												272	A	La Salle	66 58
												294	H	South Carolina St.	63 51
												318	H	Western Caro.	64 51
LAST 12 Division I GAMES:															
182	A	Rhode Island	62 78	194	A	Fordham	40 51								
194	H	Fordham	69 51	70	A	James Madison	45 87								
113	A	VCU	56 50	79	H	Charlotte	88 99								
30	H	St. Bonaventure	47 59	144	H	ETSU	58 65								
86	H	Saint Louis	50 79	294	H	South Carolina St.	63 51								
272	A	La Salle	66 58	21	H	Michigan St.	44 73								

Non-Div I Games:

Davidson

■ Loss,
 ■ Non-Conf,
 S Site,
 ■ Home
 ■ Away
 N Neutral

Average RPI Win: 101		WON-LOST	WINNING	LAST 10	STRENGTH OF		OPP. STRENGTH	TEAM	ADJ.	CONF.	ADJ CONF.
Average RPI Loss: 45		RECORD	PCT. RANK	GAMES	SCHEDULE		OF SCHEDULE	RPI	RPI	RPI	RPI
DIV. I ONLY		9- 9	169	3- 7	2		29	41	41	9	9
DIV. I NON-CONF.		7- 4	110	2- 3	4		4	13	13	8	8
TOTALS		RPI 1-25	RPI 26-50		W-L RECORDS		RPI 51-100	RPI 101-150		RPI 150+	
9- 9		1- 3	0- 3		OVERALL		5- 2	1- 1		2- 0	
4- 4		0- 0	0- 2		HOME		3- 1	0- 1		1- 0	
3- 4		0- 2	0- 1		AWAY		1- 1	1- 0		1- 0	
2- 1		1- 1	0- 0		NEUTRAL		1- 0	0- 0		0- 0	
7- 4		1- 2	0- 1		NON-CONFERENCE		4- 1	1- 0		1- 0	
4- 1		0- 0	0- 0		HOME		3- 1	0- 0		1- 0	
1- 2		0- 1	0- 1		AWAY		0- 0	1- 0		0- 0	
2- 1		1- 1	0- 0		NEUTRAL		1- 0	0- 0		0- 0	
2- 5		0- 1	0- 2		CONFERENCE		1- 1	0- 1		1- 0	
0- 3		0- 0	0- 2		HOME		0- 0	0- 1		0- 0	
2- 2		0- 1	0- 0		AWAY		1- 1	0- 0		1- 0	
0- 0		0- 0	0- 0		NEUTRAL		0- 0	0- 0		0- 0	

RPI S	Opponent	Score	RPI S	Opponent	Score	RPI S	Opponent	Score	RPI S	Opponent	Score
6 N	Stanford	66 74	27 A	Purdue	58 61	51 H	Vanderbilt	81 56	113 H	VCU	72 74
12 A	Green Bay	52 68	30 H	St. Bonaventure	54 59	58 H	Princeton	85 81	127 A	Toledo	83 57
15 N	Louisville	79 66	33 H	George Washington	61 62	76 H	Gonzaga	47 57	165 H	Wisconsin	87 64
24 A	Duquesne	58 89				82 A	Saint Joseph's	71 61	225 A	Richmond	60 48
						86 A	Saint Louis	56 70			
						91 N	Maine	58 37			
						93 H	Yale	81 75			
LAST 12 Division I GAMES:											
82 A	Saint Joseph's	71 61	24 A	Duquesne	58 89						
30 H	St. Bonaventure	54 59	12 A	Green Bay	52 68						
86 A	Saint Louis	56 70	58 H	Princeton	85 81						
113 H	VCU	72 74	76 H	Gonzaga	47 57						
33 H	George Washington	61 62	27 A	Purdue	58 61						
225 A	Richmond	60 48	127 A	Toledo	83 57						

Non-Div I Games:

Dayton

■ Loss,
 ■ Non-Conf,
 S Site,
 ■ Home
 ■ Away
 N Neutral

Average RPI Win:	134	WON-LOST	WINNING	LAST 10	STRENGTH OF	OPP. STRENGTH	TEAM	ADJ.	CONF.	ADJ CONF.
Average RPI Loss:	50	RECORD	PCT. RANK	GAMES	SCHEDULE	OF SCHEDULE	RPI	RPI	RPI	RPI
DIV. I ONLY	16- 6	63	0- 1	20	37	29	29	6	6	
DIV. I NON-CONF.	8- 5	118	0- 1	13	33	42	42	6	6	
TOTALS	RPI 1-25	RPI 26-50	W-L RECORDS	RPI 51-100	RPI 101-150	RPI 150+				
16- 6	2- 3	2- 0	OVERALL	3- 2	4- 0	5- 1				
10- 3	0- 1	1- 0	HOME	2- 1	3- 0	4- 1				
6- 3	2- 2	1- 0	AWAY	1- 1	1- 0	1- 0				
0- 0	0- 0	0- 0	NEUTRAL	0- 0	0- 0	0- 0				
8- 5	1- 3	1- 0	NON-CONFERENCE	2- 1	1- 0	3- 1				
6- 2	0- 1	1- 0	HOME	1- 0	1- 0	3- 1				
2- 3	1- 2	0- 0	AWAY	1- 1	0- 0	0- 0				
0- 0	0- 0	0- 0	NEUTRAL	0- 0	0- 0	0- 0				
8- 1	1- 0	1- 0	CONFERENCE	1- 1	3- 0	2- 0				
4- 1	0- 0	0- 0	HOME	1- 1	2- 0	1- 0				
4- 0	1- 0	1- 0	AWAY	0- 0	1- 0	1- 0				
0- 0	0- 0	0- 0	NEUTRAL	0- 0	0- 0	0- 0				

RPI 1-25				RPI 26-50				RPI 51-100				RPI 101+			
RPI	S	Opponent	Score	RPI	S	Opponent	Score	RPI	S	Opponent	Score	RPI	S	Opponent	Score
1	A	Notre Dame	90 95	30	H	St. Bonaventure	77 54	54	H	Indiana	84 69	103	H	Georgetown	75 53
3	H	UConn	70 86	34	A	St. John's (NY)	71 61	61	H	Villanova	60 64	111	H	Creighton	81 63
4	A	Baylor	72 86					65	A	South Dakota St.	79 88	135	A	Xavier	70 53
18	A	Texas A&M	80 66					69	A	Northwestern	77 64	146	H	Southern Ill.	105 61
23	A	Seton Hall	86 74					92	H	Marquette	91 86	162	A	Butler	61 54
												164	H	Loyola Chicago	75 88
												216	H	Providence	96 50
												279	H	Colgate	96 46
												327	H	Illinois St.	89 41
												338	H	Chicago St.	88 42
LAST 12 Division I GAMES:															
4	A	Baylor	72 86	103	H	Georgetown	75 53	23	A	Seton Hall	86 74	34	A	St. John's (NY)	71 61
216	H	Providence	96 50	34	A	St. John's (NY)	71 61	92	H	Marquette	91 86	164	H	Loyola Chicago	75 88
111	H	Creighton	81 63	92	H	Marquette	91 86	69	A	Northwestern	77 64				
135	A	Xavier	70 53												
162	A	Butler	61 54												
61	H	Villanova	60 64												

Non-Div I Games:

DePaul

■ Loss,
■ Non-Conf, S Site,
■ Home
■ Away
N Neutral

Average RPI Win:	249	WON-LOST	WINNING	LAST 10	STRENGTH OF	OPP. STRENGTH	TEAM	ADJ.	CONF.	ADJ CONF.
Average RPI Loss:	132	RECORD	PCT. RANK	GAMES	SCHEDULE	OF SCHEDULE	RPI	RPI	RPI	RPI
DIV. I ONLY	9- 8	158	5- 5	291	151	212	212	13	13	
DIV. I NON-CONF.	5- 6	180	2- 4	304	224	227	227	11	11	
TOTALS	RPI 1-25	RPI 26-50	W-L RECORDS	RPI 51-100	RPI 101-150	RPI 150+				
9- 8	0- 0	0- 0	OVERALL	0- 2	0- 3	9- 3				
5- 2	0- 0	0- 0	HOME	0- 1	0- 1	5- 0				
3- 5	0- 0	0- 0	AWAY	0- 1	0- 2	3- 2				
1- 1	0- 0	0- 0	NEUTRAL	0- 0	0- 0	1- 1				
5- 6	0- 0	0- 0	NON-CONFERENCE	0- 0	0- 3	5- 3				
2- 1	0- 0	0- 0	HOME	0- 0	0- 1	2- 0				
2- 4	0- 0	0- 0	AWAY	0- 0	0- 2	2- 2				
1- 1	0- 0	0- 0	NEUTRAL	0- 0	0- 0	1- 1				
4- 2	0- 0	0- 0	CONFERENCE	0- 2	0- 0	4- 0				
3- 1	0- 0	0- 0	HOME	0- 1	0- 0	3- 0				
1- 1	0- 0	0- 0	AWAY	0- 1	0- 0	1- 0				
0- 0	0- 0	0- 0	NEUTRAL	0- 0	0- 0	0- 0				

RPI S	Opponent	Score	RPI S	Opponent	Score	RPI S	Opponent	Score	RPI S	Opponent	Score	Team's RPI: 212
						72	A Hofstra	49 58	103	A Georgetown	50 61	
						96	H Drexel	53 54	115	A Bucknell	51 80	
									138	H East Carolina	58 68	
									158	A George Mason	83 90	
									165	N Wisconsin	52 54	
									179	H Northeastern	59 52	
									194	A Fordham	55 48	
									195	A Marist	56 50	
									198	A Col. of Charleston	63 47	
									205	A Robert Morris	50 53	
									250	H UNCW	67 59	
									268	H Towson	69 64	
									288	H Vermont	71 60	
									332	H Lafayette	67 47	
									334	N North Dakota St.	62 50	
LAST 12 Division I GAMES:												
			96	H Drexel	53 54		205	A Robert Morris	50 53			
			268	H Towson	69 64		288	H Vermont	71 60			
			198	A Col. of Charleston	63 47		115	A Bucknell	51 80			
			179	H Northeastern	59 52		103	A Georgetown	50 61			
			250	H UNCW	67 59		158	A George Mason	83 90			
			72	A Hofstra	49 58		194	A Fordham	55 48			

Non-Div I Games:

Delaware

 Loss,
 Non-Conf,
S Site,
H Home
A Away
N Neutral

Average RPI Win:	303	WON-LOST	WINNING	LAST 10	STRENGTH OF	OPP. STRENGTH	TEAM	ADJ.	CONF.	ADJ CONF.
Average RPI Loss:	171	RECORD	PCT. RANK	GAMES	SCHEDULE	OF SCHEDULE	RPI	RPI	RPI	RPI
DIV. I ONLY	5- 12	275	4- 6	285	258	297	297	30	30	
DIV. I NON-CONF.	3- 10	277	3- 5	212	261	297	297	31	31	
TOTALS	RPI 1-25	RPI 26-50	W-L RECORDS	RPI 51-100	RPI 101-150	RPI 150+				
5- 12	0- 0	0- 1	OVERALL	0- 2	0- 2	5- 7				
3- 4	0- 0	0- 0	HOME	0- 1	0- 0	3- 3				
1- 8	0- 0	0- 1	AWAY	0- 1	0- 2	1- 4				
1- 0	0- 0	0- 0	NEUTRAL	0- 0	0- 0	1- 0				
3- 10	0- 0	0- 1	NON-CONFERENCE	0- 2	0- 2	3- 5				
2- 4	0- 0	0- 0	HOME	0- 1	0- 0	2- 3				
0- 6	0- 0	0- 1	AWAY	0- 1	0- 2	0- 2				
1- 0	0- 0	0- 0	NEUTRAL	0- 0	0- 0	1- 0				
2- 2	0- 0	0- 0	CONFERENCE	0- 0	0- 0	2- 2				
1- 0	0- 0	0- 0	HOME	0- 0	0- 0	1- 0				
1- 2	0- 0	0- 0	AWAY	0- 0	0- 0	1- 2				
0- 0	0- 0	0- 0	NEUTRAL	0- 0	0- 0	0- 0				

RPI S	Opponent	Score	RPI S	Opponent	Score	RPI S	Opponent	Score	RPI S	Opponent	Score	Team's RPI: 297
			42 A	West Virginia	34 77	72 H	Hofstra	49 66	114 A	Fla. Atlantic	55 83	
						94 A	Temple	59 100	132 A	Pittsburgh	43 77	
									153 A	Cornell	62 71	
									161 H	William & Mary	59 65	
									194 A	Fordham	58 74	
									217 H	Lehigh	49 83	
									238 A	Morgan St.	49 56	
									254 N	Appalachian St.	76 69	
									294 A	South Carolina St.	48 61	
									304 H	Longwood	88 63	
									306 H	Howard	87 86	
									310 A	Savannah St.	67 59	
									337 H	Mt. St. Mary's	41 54	
									340 H	Wagner	66 44	
LAST 12 Division I GAMES:												
310 A	Savannah St.	67 59	304 H	Longwood	88 63							
294 A	South Carolina St.	48 61	94 A	Temple	59 100							
306 H	Howard	87 86	340 H	Wagner	66 44							
238 A	Morgan St.	49 56	194 A	Fordham	58 74							
153 A	Cornell	62 71	161 H	William & Mary	59 65							
72 H	Hofstra	49 66	254 N	Appalachian St.	76 69							

Non-Div I Games:

Delaware St.

■ Loss,
 ■ Non-Conf,
 S Site,
 ■ Home
 ■ Away
 N Neutral

D

Denver				Through Games Of Jan. 24, 2016						
Average RPI Win:	294	WON-LOST	WINNING	LAST 10	STRENGTH OF	OPP. STRENGTH	TEAM	ADJ.	CONF.	ADJ CONF.
Average RPI Loss:	171	RECORD	PCT. RANK	GAMES	SCHEDULE	OF SCHEDULE	RPI	RPI	RPI	RPI
DIV. I ONLY	4- 16	314	2- 8	173	306	286	286	20	20	
DIV. I NON-CONF.	2- 11	306	1- 4	159	313	279	279	22	22	
TOTALS	RPI 1-25	RPI 26-50	W-L RECORDS	RPI 51-100	RPI 101-150	RPI 150+				
4- 16	0- 1	0- 0	OVERALL	0- 3	0- 1	4- 11				
2- 7	0- 0	0- 0	HOME	0- 2	0- 0	2- 5				
2- 7	0- 0	0- 0	AWAY	0- 0	0- 0	2- 1				
0- 2	0- 1	0- 0	NEUTRAL	0- 0	0- 0	0- 1				
2- 11	0- 1	0- 0	NON-CONFERENCE	0- 1	0- 0	2- 9				
0- 6	0- 0	0- 0	HOME	0- 1	0- 0	0- 5				
2- 3	0- 0	0- 0	AWAY	0- 0	0- 0	2- 3				
0- 2	0- 1	0- 0	NEUTRAL	0- 0	0- 0	0- 1				
2- 5	0- 0	0- 0	CONFERENCE	0- 2	0- 1	2- 2				
2- 1	0- 0	0- 0	HOME	0- 1	0- 0	2- 0				
0- 4	0- 0	0- 0	AWAY	0- 1	0- 1	0- 2				
0- 0	0- 0	0- 0	NEUTRAL	0- 0	0- 0	0- 0				

D
e
n
v
e
r

RPI	S	Opponent	Score
1	N	Notre Dame	52 94

RPI	S	Opponent	Score
-----	---	----------	-------

RPI	S	Opponent	Score
62	H	Colorado St.	46 74
65	H	South Dakota St.	39 76
81	A	South Dakota	60 85

RPI	S	Opponent	Score	Team's RPI:	286
139	A	Oral Roberts	33 65		
159	H	Long Beach St.	41 48		
172	A	Milwaukee	56 49		
174	H	Northern Colo.	51 60		
176	H	Weber St.	49 61		
183	N	Louisiana Tech	53 58		
203	A	Seattle	51 59		
219	H	Ill.-Chicago	46 56		
232	A	Western Ill.	60 63		
235	H	Wyoming	64 75		
252	A	Pepperdine	60 64		
274	A	Omaha	55 67		
277	A	UMKC	58 68		
329	H	IPFW	53 50		
334	H	North Dakota St.	64 53		
339	A	Air Force	57 48		

D
e
n
v
e
r

LAST 12 Division I GAMES:

139	A	Oral Roberts	33 65	65	H	South Dakota St.	39 76
274	A	Omaha	55 67	159	H	Long Beach St.	41 48
232	A	Western Ill.	60 63	62	H	Colorado St.	46 74
329	H	IPFW	53 50	219	H	Ill.-Chicago	46 56
334	H	North Dakota St.	64 53	172	A	Milwaukee	56 49
81	A	South Dakota	60 85	277	A	UMKC	58 68

Non-Div I Games:

Denver

Loss, Non-Conf, S Site, H Home A Away N Neutral

Average RPI Win: 244	WON-LOST	WINNING	LAST 10	STRENGTH OF	OPP. STRENGTH	TEAM	ADJ.	CONF.	ADJ CONF.
Average RPI Loss: 110	RECORD	PCT. RANK	GAMES	SCHEDULE	OF SCHEDULE	RPI	RPI	RPI	RPI
DIV. I ONLY	7- 10	220	4- 6	124	154	213	213	14	14
DIV. I NON-CONF.	3- 7	248	1- 3	129	110	247	247	14	14
TOTALS	RPI 1-25	RPI 26-50	W-L RECORDS	RPI 51-100	RPI 101-150	RPI 150+			
7- 10	0- 2	0- 1	OVERALL	0- 2	0- 3	7- 2			
5- 6	0- 0	0- 0	HOME	0- 2	0- 2	5- 2			
2- 4	0- 2	0- 1	AWAY	0- 0	0- 1	2- 0			
0- 0	0- 0	0- 0	NEUTRAL	0- 0	0- 0	0- 0			
3- 7	0- 2	0- 1	NON-CONFERENCE	0- 2	0- 1	3- 1			
3- 3	0- 0	0- 0	HOME	0- 2	0- 0	3- 1			
0- 4	0- 2	0- 1	AWAY	0- 0	0- 1	0- 0			
0- 0	0- 0	0- 0	NEUTRAL	0- 0	0- 0	0- 0			
4- 3	0- 0	0- 0	CONFERENCE	0- 0	0- 2	4- 1			
2- 3	0- 0	0- 0	HOME	0- 0	0- 2	2- 1			
2- 0	0- 0	0- 0	AWAY	0- 0	0- 0	2- 0			
0- 0	0- 0	0- 0	NEUTRAL	0- 0	0- 0	0- 0			

RPI 1-25				RPI 26-50				RPI 51-100				RPI 101+ Team's RPI: 213			
RPI	S	Opponent	Score	RPI	S	Opponent	Score	RPI	S	Opponent	Score	RPI	S	Opponent	Score
21	A	Michigan St.	42 81	30	A	St. Bonaventure	73 84	78	H	Michigan	61 88	102	H	Youngstown St.	70 72
25	A	Maryland	41 97					87	H	Eastern Mich.	68 85	105	H	Wright St.	71 89
												106	A	Western Mich.	66 70
												180	A	Valparaiso	72 66
												187	H	Northern Ky.	66 65
												211	H	Cincinnati	77 68
												219	A	Ill.-Chicago	89 80
												230	H	Oakland	73 79
												280	H	Niagara	80 75
												299	H	Cleveland St.	82 68
												312	H	Bradley	67 75
												329	H	IPFW	64 63
LAST 12 Division I GAMES:															
230	H	Oakland	73 79	102	H	Youngstown St.	70 72								
187	H	Northern Ky.	66 65	87	H	Eastern Mich.	68 85								
105	H	Wright St.	71 89	21	A	Michigan St.	42 81								
219	A	Ill.-Chicago	89 80	106	A	Western Mich.	66 70								
180	A	Valparaiso	72 66	329	H	IPFW	64 63								
299	H	Cleveland St.	82 68	211	H	Cincinnati	77 68								

Non-Div I Games: Salem Int'l 81 50

Detroit

Drake

Through Games Of Jan. 24, 2016

Average RPI Win:	198	WON-LOST	WINNING	LAST 10	STRENGTH OF	OPP. STRENGTH	TEAM	ADJ.	CONF.	ADJ CONF.
Average RPI Loss:	109	RECORD	PCT. RANK	GAMES	SCHEDULE	OF SCHEDULE	RPI	RPI	RPI	RPI
DIV. I ONLY	11- 6	95	5- 4	168	121	112	112	21	21	
DIV. I NON-CONF.	6- 4	124	0- 4	84	54	83	83	18	18	
TOTALS	RPI 1-25	RPI 26-50	W-L RECORDS	RPI 51-100	RPI 101-150	RPI 150+				
11- 6	0- 1	0- 1	OVERALL	1- 1	2- 2	8- 1				
6- 3	0- 1	0- 0	HOME	1- 0	1- 2	4- 0				
4- 3	0- 0	0- 1	AWAY	0- 1	1- 0	3- 1				
1- 0	0- 0	0- 0	NEUTRAL	0- 0	0- 0	1- 0				
6- 4	0- 1	0- 1	NON-CONFERENCE	1- 1	1- 0	4- 1				
3- 1	0- 1	0- 0	HOME	1- 0	1- 0	1- 0				
2- 3	0- 0	0- 1	AWAY	0- 1	0- 0	2- 1				
1- 0	0- 0	0- 0	NEUTRAL	0- 0	0- 0	1- 0				
5- 2	0- 0	0- 0	CONFERENCE	0- 0	1- 2	4- 0				
3- 2	0- 0	0- 0	HOME	0- 0	0- 2	3- 0				
2- 0	0- 0	0- 0	AWAY	0- 0	1- 0	1- 0				
0- 0	0- 0	0- 0	NEUTRAL	0- 0	0- 0	0- 0				

RPI 1-25				RPI 26-50				RPI 51-100				RPI 101+ Team's RPI: 112			
RPI	S	Opponent	Score	RPI	S	Opponent	Score	RPI	S	Opponent	Score	RPI	S	Opponent	Score
12	H	Green Bay	61 86	48	A	Iowa	76 89	77	H	Iowa St.	74 70	104	A	Missouri St.	82 75
								81	A	South Dakota	87 92	108	H	UNI	73 79
												111	H	Creighton	81 72
												146	H	Southern Ill.	67 77
												165	A	Wisconsin	89 70
												185	A	UNLV	76 68
												186	H	North Dakota	73 63
												190	N	Tulsa	91 80
												255	H	Indiana St.	80 55
												259	A	Northern Ill.	73 87
												291	H	Evansville	94 52
												292	A	Wichita St.	87 56
												327	H	Illinois St.	76 41
LAST 12 Division I GAMES:															
108	H	UNI	73 79	146	H	Southern Ill.	67 77								
327	H	Illinois St.	76 41	48	A	Iowa	76 89								
255	H	Indiana St.	80 55	259	A	Northern Ill.	73 87								
292	A	Wichita St.	87 56	12	H	Green Bay	61 86								
104	A	Missouri St.	82 75	81	A	South Dakota	87 92								
291	H	Evansville	94 52	185	A	UNLV	76 68								

Non-Div I Games: William Penn 100 61

Drake

■ Loss,
 ■ Non-Conf,
 ■ S Site,
 ■ H Home
 ■ A Away
 N Neutral

Average RPI Win:	159	WON-LOST	WINNING	LAST 10	STRENGTH OF	OPP. STRENGTH	TEAM	ADJ.	CONF.	ADJ CONF.
Average RPI Loss:	87	RECORD	PCT. RANK	GAMES	SCHEDULE	OF SCHEDULE	RPI	RPI	RPI	RPI
DIV. I ONLY	8- 9	186	5- 5	32	99	96	96	13	13	
DIV. I NON-CONF.	4- 7	222	2- 4	21	53	125	125	11	11	
TOTALS	RPI 1-25	RPI 26-50	W-L RECORDS	RPI 51-100	RPI 101-150	RPI 150+				
8- 9	0- 1	1- 1	OVERALL	1- 5	1- 0	5- 2				
5- 2	0- 0	1- 0	HOME	1- 1	1- 0	2- 1				
3- 5	0- 1	0- 1	AWAY	0- 3	0- 0	3- 0				
0- 2	0- 0	0- 0	NEUTRAL	0- 1	0- 0	0- 1				
4- 7	0- 1	1- 1	NON-CONFERENCE	0- 4	1- 0	2- 1				
3- 1	0- 0	1- 0	HOME	0- 1	1- 0	1- 0				
1- 4	0- 1	0- 1	AWAY	0- 2	0- 0	1- 0				
0- 2	0- 0	0- 0	NEUTRAL	0- 1	0- 0	0- 1				
4- 2	0- 0	0- 0	CONFERENCE	1- 1	0- 0	3- 1				
2- 1	0- 0	0- 0	HOME	1- 0	0- 0	1- 1				
2- 1	0- 0	0- 0	AWAY	0- 1	0- 0	2- 0				
0- 0	0- 0	0- 0	NEUTRAL	0- 0	0- 0	0- 0				

RPI 1-25				RPI 26-50				RPI 51-100 Team's RPI: 96				RPI 101+			
RPI	S	Opponent	Score	RPI	S	Opponent	Score	RPI	S	Opponent	Score	RPI	S	Opponent	Score
22	A	Syracuse	62 83	30	H	St. Bonaventure	58 46	51	H	Vanderbilt	64 74	128	H	Quinnipiac	62 49
				36	A	South Fla.	58 73	57	A	Penn	67 72	151	A	Hampton	57 36
								61	N	Villanova	55 67	161	A	William & Mary	67 50
								70	A	James Madison	56 67	179	H	Northeastern	65 73
								82	A	Saint Joseph's	46 53	198	H	Col. of Charleston	66 54
								88	H	Elon	74 31	212	A	Delaware	54 53
												222	N	Montana	50 58
												305	H	Dartmouth	69 53
LAST 12 Division I GAMES:															
212	A	Delaware	54 53	22	A	Syracuse	62 83	128	H	Quinnipiac	62 49				
88	H	Elon	74 31	57	A	Penn	67 72	82	A	Saint Joseph's	46 53				
70	A	James Madison	56 67	151	A	Hampton	57 36	51	H	Vanderbilt	64 74				
161	A	William & Mary	67 50												
179	H	Northeastern	65 73												
198	H	Col. of Charleston	66 54												

Non-Div I Games:

Drexel

■ Loss,
■ Non-Conf,
■ S Site,
■ H Home
■ A Away
N Neutral

Average RPI Win:	156	WON-LOST	WINNING	LAST 10	STRENGTH OF	OPP. STRENGTH	TEAM	ADJ.	CONF.	ADJ CONF.
Average RPI Loss:	19	RECORD	PCT. RANK	GAMES	SCHEDULE	OF SCHEDULE	RPI	RPI	RPI	RPI
DIV. I ONLY	15- 6	69	6- 4	31	32	39	39	5	5	
DIV. I NON-CONF.	11- 3	55	4- 1	33	52	20	20	5	5	
TOTALS	RPI 1-25	RPI 26-50	W-L RECORDS	RPI 51-100	RPI 101-150	RPI 150+				
15- 6	0- 5	0- 1	OVERALL	5- 0	4- 0	6- 0				
10- 2	0- 1	0- 1	HOME	3- 0	3- 0	4- 0				
2- 4	0- 4	0- 0	AWAY	1- 0	0- 0	1- 0				
3- 0	0- 0	0- 0	NEUTRAL	1- 0	1- 0	1- 0				
11- 3	0- 3	0- 0	NON-CONFERENCE	4- 0	2- 0	5- 0				
7- 1	0- 1	0- 0	HOME	2- 0	1- 0	4- 0				
1- 2	0- 2	0- 0	AWAY	1- 0	0- 0	0- 0				
3- 0	0- 0	0- 0	NEUTRAL	1- 0	1- 0	1- 0				
4- 3	0- 2	0- 1	CONFERENCE	1- 0	2- 0	1- 0				
3- 1	0- 0	0- 1	HOME	1- 0	2- 0	0- 0				
1- 2	0- 2	0- 0	AWAY	0- 0	0- 0	1- 0				
0- 0	0- 0	0- 0	NEUTRAL	0- 0	0- 0	0- 0				

RPI 1-25				RPI 26-50				Team's RPI: 39				RPI 51-100				RPI 101+			
RPI	S	Opponent	Score	RPI	S	Opponent	Score	RPI	S	Opponent	Score	RPI	S	Opponent	Score	RPI	S	Opponent	Score
2	A	South Carolina	55 66	45	H	North Carolina St.	62 65	57	A	Penn	57 50	109	H	North Carolina	71 55				
13	A	Kentucky	61 71					74	H	Boston College	71 51	118	H	Liberty	79 41				
15	A	Louisville	48 65					77	N	Iowa St.	86 48	123	N	Idaho	74 68				
18	H	Texas A&M	66 72					80	H	Army West Point	72 61	142	H	Wake Forest	95 68				
22	A	Syracuse	50 86					95	H	Minnesota	84 64	167	N	Texas St.	85 34				
												220	H	Massachusetts	70 46				
												231	A	Clemson	72 43				
												250	H	UNCW	78 56				
												285	H	Winthrop	78 50				
												318	H	Western Caro.	84 47				
LAST 12 Division I GAMES:																			
109	H	North Carolina	71 55	22	A	Syracuse	50 86												
231	A	Clemson	72 43	250	H	UNCW	78 56												
74	H	Boston College	71 51	318	H	Western Caro.	84 47												
45	H	North Carolina St.	62 65	13	A	Kentucky	61 71												
15	A	Louisville	48 65	118	H	Liberty	79 41												
142	H	Wake Forest	95 68	220	H	Massachusetts	70 46												

Non-Div I Games:

Duke

■ Loss,
■ Non-Conf, S Site,
■ Home
■ Away
N Neutral

Average RPI Win: 170		WON-LOST	WINNING	LAST 10	STRENGTH OF	OPP. STRENGTH	TEAM	ADJ.	CONF.	ADJ CONF.
Average RPI Loss: 46		RECORD	PCT. RANK	GAMES	SCHEDULE	OF SCHEDULE	RPI	RPI	RPI	RPI
DIV. I ONLY		16- 2	11	8- 1	89	129	24	24	9	9
DIV. I NON-CONF.		11- 1	16	5- 0	165	233	29	29	8	8
TOTALS		RPI 1-25	RPI 26-50	W-L RECORDS	RPI 51-100	RPI 101-150	RPI 150+			
16- 2	0- 0		4- 1	OVERALL	1- 1	3- 0	8- 0			
7- 1	0- 0		4- 1	HOME	0- 0	0- 0	3- 0			
8- 1	0- 0		0- 0	AWAY	1- 1	3- 0	4- 0			
1- 0	0- 0		0- 0	NEUTRAL	0- 0	0- 0	1- 0			
11- 1	0- 0		2- 0	NON-CONFERENCE	1- 1	3- 0	5- 0			
4- 0	0- 0		2- 0	HOME	0- 0	0- 0	2- 0			
6- 1	0- 0		0- 0	AWAY	1- 1	3- 0	2- 0			
1- 0	0- 0		0- 0	NEUTRAL	0- 0	0- 0	1- 0			
5- 1	0- 0		2- 1	CONFERENCE	0- 0	0- 0	3- 0			
3- 1	0- 0		2- 1	HOME	0- 0	0- 0	1- 0			
2- 0	0- 0		0- 0	AWAY	0- 0	0- 0	2- 0			
0- 0	0- 0		0- 0	NEUTRAL	0- 0	0- 0	0- 0			

RPI 1-25			Team's RPI: 24		RPI 26-50			RPI 51-100			RPI 101+		
RPI	S	Opponent	Score		RPI	S	Opponent	Score		RPI	S	Opponent	Score
30	H	St. Bonaventure	74	62	58	A	Princeton	66	94	121	A	Buffalo	79 62
33	H	George Washington	52	70	99	A	Central Mich.	68	49	132	A	Pittsburgh	79 65
34	H	St. John's (NY)	76	57						147	A	New Mexico	78 69
35	H	Ohio	64	47						158	A	George Mason	72 56
41	H	Dayton	89	58						182	A	Rhode Island	79 70
										194	H	Fordham	55 40
										283	N	N.C. A&T	81 67
										298	H	UMES	95 59
										306	H	Howard	86 62
										323	A	Saint Peter's	63 38
										332	A	Lafayette	73 65
LAST 12 Division I GAMES:													
30	H	St. Bonaventure	74	62	132	A	Pittsburgh	79	65				
33	H	George Washington	52	70	34	H	St. John's (NY)	76	57				
182	A	Rhode Island	79	70	35	H	Ohio	64	47				
194	H	Fordham	55	40	298	H	UMES	95	59				
158	A	George Mason	72	56	121	A	Buffalo	79	62				
41	H	Dayton	89	58	99	A	Central Mich.	68	49				

Non-Div I Games:	Slippery Rock	79	54
------------------	---------------	----	----

Duquesne

Loss, Non-Conf, S Site, H Home A Away N Neutral

Average RPI Win:	229	WON-LOST	WINNING	LAST 10	STRENGTH OF	OPP. STRENGTH	TEAM	ADJ.	CONF.	ADJ CONF.
Average RPI Loss:	137	RECORD	PCT. RANK	GAMES	SCHEDULE	OF SCHEDULE	RPI	RPI	RPI	RPI
DIV. I ONLY	9- 9	169	6- 3	210	171	144	144	17	17	
DIV. I NON-CONF.	5- 7	198	3- 1	172	129	148	148	17	17	
TOTALS	RPI 1-25	RPI 26-50	W-L RECORDS	RPI 51-100	RPI 101-150	RPI 150+				
9- 9	0- 1	0- 0	OVERALL	0- 2	1- 3	8- 3				
5- 0	0- 0	0- 0	HOME	0- 0	0- 0	5- 0				
4- 9	0- 1	0- 0	AWAY	0- 2	1- 3	3- 3				
0- 0	0- 0	0- 0	NEUTRAL	0- 0	0- 0	0- 0				
5- 7	0- 1	0- 0	NON-CONFERENCE	0- 2	0- 2	5- 2				
3- 0	0- 0	0- 0	HOME	0- 0	0- 0	3- 0				
2- 7	0- 1	0- 0	AWAY	0- 2	0- 2	2- 2				
0- 0	0- 0	0- 0	NEUTRAL	0- 0	0- 0	0- 0				
4- 2	0- 0	0- 0	CONFERENCE	0- 0	1- 1	3- 1				
2- 0	0- 0	0- 0	HOME	0- 0	0- 0	2- 0				
2- 2	0- 0	0- 0	AWAY	0- 0	1- 1	1- 1				
0- 0	0- 0	0- 0	NEUTRAL	0- 0	0- 0	0- 0				

RPI 1-25				RPI 26-50				RPI 51-100				RPI 101+ Team's RPI: 144			
RPI	S	Opponent	Score	RPI	S	Opponent	Score	RPI	S	Opponent	Score	RPI	S	Opponent	Score
11	A	Tennessee	49 85					51	A	Vanderbilt	39 65	131	A	Iona	50 56
								88	A	Elon	38 50	142	A	Wake Forest	52 69
												143	A	Samford	47 55
												148	A	Mercer	55 53
												168	A	Old Dominion	56 52
												170	H	UNC Asheville	74 68
												175	A	Davidson	65 58
												206	A	Furman	77 81
												207	A	Eastern Ky.	41 64
												242	H	Austin Peay	80 76
												254	A	Appalachian St.	52 70
												276	H	UNCG	89 73
												281	A	Wofford	70 54
												282	H	Campbell	70 55
												318	H	Western Caro.	74 62
LAST 12 Division I GAMES:															
148	A	Mercer	55 53	131	A	Iona	50 56								
143	A	Samford	47 55	242	H	Austin Peay	80 76								
318	H	Western Caro.	74 62	175	A	Davidson	65 58								
276	H	UNCG	89 73	282	H	Campbell	70 55								
281	A	Wofford	70 54	51	A	Vanderbilt	39 65								
206	A	Furman	77 81	11	A	Tennessee	49 85								

Non-Div I Games: Armstrong St. 62 52 Lees-McRae 73 46 Brevard 69 46

ETSU

Loss, Non-Conf, S Site, H Home A Away N Neutral

East Carolina

Through Games Of Jan. 24, 2016

Average RPI Win:	233	WON-LOST	WINNING	LAST 10	STRENGTH OF	OPP. STRENGTH	TEAM	ADJ.	CONF.	ADJ CONF.
Average RPI Loss:	67	RECORD	PCT. RANK	GAMES	SCHEDULE	OF SCHEDULE	RPI	RPI	RPI	RPI
DIV. I ONLY	9- 11	197	3- 7	85	98	138	138	7	7	
DIV. I NON-CONF.	6- 6	160	0- 4	44	181	110	110	7	7	
TOTALS	RPI 1-25	RPI 26-50	W-L RECORDS	RPI 51-100	RPI 101-150	RPI 150+				
9- 11	0- 1	0- 3	OVERALL	0- 5	0- 1	9- 1				
4- 2	0- 0	0- 1	HOME	0- 1	0- 0	4- 0				
3- 4	0- 0	0- 1	AWAY	0- 2	0- 0	3- 1				
2- 5	0- 1	0- 1	NEUTRAL	0- 2	0- 1	2- 0				
6- 6	0- 1	0- 1	NON-CONFERENCE	0- 3	0- 1	6- 0				
2- 0	0- 0	0- 0	HOME	0- 0	0- 0	2- 0				
2- 1	0- 0	0- 0	AWAY	0- 1	0- 0	2- 0				
2- 5	0- 1	0- 1	NEUTRAL	0- 2	0- 1	2- 0				
3- 5	0- 0	0- 2	CONFERENCE	0- 2	0- 0	3- 1				
2- 2	0- 0	0- 1	HOME	0- 1	0- 0	2- 0				
1- 3	0- 0	0- 1	AWAY	0- 1	0- 0	1- 1				
0- 0	0- 0	0- 0	NEUTRAL	0- 0	0- 0	0- 0				

RPI 1-25				RPI 26-50				RPI 51-100				RPI 101+ Team's RPI: 138			
RPI	S	Opponent	Score	RPI	S	Opponent	Score	RPI	S	Opponent	Score	RPI	S	Opponent	Score
2	N	South Carolina	57 88	35	N	Ohio	61 64	63	A	Auburn	69 83	111	N	Creighton	66 91
				36	A	South Fla.	54 75	66	A	Tulane	73 78	166	N	Eastern Wash.	80 62
				36	H	South Fla.	59 61	66	H	Tulane	51 66	178	N	UTRGV	70 59
								67	N	Chattanooga	61 72	190	A	Tulsa	79 81
								69	N	Northwestern	75 78	211	H	Cincinnati	63 60
												212	A	Delaware	68 58
												223	H	Presbyterian	84 57
												228	H	Houston	76 70
												234	A	UCF	71 56
												317	H	Alcorn	87 58
												328	A	A&M-Corpus Christi	82 46
LAST 12 Division I GAMES:															
		66	A	Tulane	73	78		36	H	South Fla.	59	61			
		211	H	Cincinnati	63	60		190	A	Tulsa	79	81			
		36	A	South Fla.	54	75		2	N	South Carolina	57	88			
		228	H	Houston	76	70		35	N	Ohio	61	64			
		234	A	UCF	71	56		67	N	Chattanooga	61	72			
		66	H	Tulane	51	66		63	A	Auburn	69	83			

Non-Div I Games:

East Carolina

■ Loss,
■ Non-Conf,
■ S Site,
■ H Home
■ A Away
N Neutral

Eastern Ill.

Through Games Of Jan. 24, 2016

Average RPI Win:	133	WON-LOST	WINNING	LAST 10	STRENGTH OF	OPP. STRENGTH	TEAM	ADJ.	CONF.	ADJ CONF.
Average RPI Loss:	210	RECORD	PCT. RANK	GAMES	SCHEDULE	OF SCHEDULE	RPI	RPI	RPI	RPI
DIV. I ONLY	1- 19	347	0- 10	250	323	342	342	23	23	
DIV. I NON-CONF.	1- 11	336	0- 4	184	337	327	327	23	23	
TOTALS	RPI 1-25	RPI 26-50	W-L RECORDS	RPI 51-100	RPI 101-150	RPI 150+				
1- 19	0- 0	0- 0	OVERALL	0- 2	1- 2	0- 15				
1- 8	0- 0	0- 0	HOME	0- 1	1- 0	0- 7				
0- 11	0- 0	0- 0	AWAY	0- 1	0- 2	0- 8				
0- 0	0- 0	0- 0	NEUTRAL	0- 0	0- 0	0- 0				
1- 11	0- 0	0- 0	NON-CONFERENCE	0- 1	1- 1	0- 9				
1- 4	0- 0	0- 0	HOME	0- 0	1- 0	0- 4				
0- 7	0- 0	0- 0	AWAY	0- 1	0- 1	0- 5				
0- 0	0- 0	0- 0	NEUTRAL	0- 0	0- 0	0- 0				
0- 8	0- 0	0- 0	CONFERENCE	0- 1	0- 1	0- 6				
0- 4	0- 0	0- 0	HOME	0- 1	0- 0	0- 3				
0- 4	0- 0	0- 0	AWAY	0- 0	0- 1	0- 3				
0- 0	0- 0	0- 0	NEUTRAL	0- 0	0- 0	0- 0				

RPI S	Opponent	Score	RPI S	Opponent	Score	RPI S	Opponent	Score	RPI S	Opponent	Score
						86	A Saint Louis	47 78	117	A Belmont	61 89
						90	H UT Martin	39 65	133	H IUPUI	77 71
									136	A Memphis	49 80
									164	H Loyola Chicago	75 86
									172	H Milwaukee	71 82
									207	H Eastern Ky.	56 75
									208	H Stetson	66 68
									211	A Cincinnati	57 70
									219	A Ill.-Chicago	54 66
									224	H Tennessee St.	53 62
									232	H Western Ill.	69 92
									242	A Austin Peay	45 80
									255	A Indiana St.	42 60
									259	A Northern Ill.	63 79
									273	A Tennessee Tech	74 81
									274	A Omaha	67 76
									303	A Jacksonville St.	52 60
									309	H Morehead St.	77 85
LAST 12 Division I GAMES:											
242	A Austin Peay	45 80	303	A Jacksonville St.	52 60						
90	H UT Martin	39 65	273	A Tennessee Tech	74 81						
309	H Morehead St.	77 85	219	A Ill.-Chicago	54 66						
207	H Eastern Ky.	56 75	211	A Cincinnati	57 70						
117	A Belmont	61 89	208	H Stetson	66 68						
224	H Tennessee St.	53 62	172	H Milwaukee	71 82						

Non-Div I Games:

Eastern Ill.

Loss, Non-Conf, S Site, H Home A Away N Neutral

Average RPI Win:	236	WON-LOST	WINNING	LAST 10	STRENGTH OF	OPP. STRENGTH	TEAM	ADJ.	CONF.	ADJ CONF.
Average RPI Loss:	150	RECORD	PCT. RANK	GAMES	SCHEDULE	OF SCHEDULE	RPI	RPI	RPI	RPI
DIV. I ONLY	8- 8	169	5- 4	228	238	207	207	23	23	
DIV. I NON-CONF.	4- 5	193	1- 3	125	235	165	165	23	23	
TOTALS	RPI 1-25	RPI 26-50	W-L RECORDS	RPI 51-100	RPI 101-150	RPI 150+				
8- 8	0- 0	0- 1	OVERALL	1- 1	1- 3	6- 3				
5- 2	0- 0	0- 0	HOME	1- 0	1- 1	3- 1				
2- 5	0- 0	0- 0	AWAY	0- 1	0- 2	2- 2				
1- 1	0- 0	0- 1	NEUTRAL	0- 0	0- 0	1- 0				
4- 5	0- 0	0- 1	NON-CONFERENCE	0- 1	1- 2	3- 1				
2- 1	0- 0	0- 0	HOME	0- 0	1- 1	1- 0				
1- 3	0- 0	0- 0	AWAY	0- 1	0- 1	1- 1				
1- 1	0- 0	0- 1	NEUTRAL	0- 0	0- 0	1- 0				
4- 3	0- 0	0- 0	CONFERENCE	1- 0	0- 1	3- 2				
3- 1	0- 0	0- 0	HOME	1- 0	0- 0	2- 1				
1- 2	0- 0	0- 0	AWAY	0- 0	0- 1	1- 1				
0- 0	0- 0	0- 0	NEUTRAL	0- 0	0- 0	0- 0				

RPI 1-25				RPI 26-50				RPI 51-100				RPI 101+ Team's RPI: 207			
RPI	S	Opponent	Score	RPI	S	Opponent	Score	RPI	S	Opponent	Score	RPI	S	Opponent	Score
				45	N	North Carolina St.	62 73	53	A	Western Ky.	60 76	104	A	Missouri St.	63 87
								90	H	UT Martin	70 61	105	H	Wright St.	69 71
												144	H	ETSU	64 41
												150	A	SIUE	74 89
												177	H	Southeast Mo. St.	56 55
												225	A	Richmond	62 81
												236	A	Miami (OH)	77 72
												242	A	Austin Peay	66 94
												273	H	Tennessee Tech	72 77
												275	N	Saint Francis (PA)	88 82
												302	H	Murray St.	72 60
												318	H	Western Caro.	91 62
												342	A	Eastern Ill.	75 56
LAST 12 Division I GAMES:															
				273	H	Tennessee Tech	72 77	242	A	Austin Peay	66 94				
				302	H	Murray St.	72 60	275	N	Saint Francis (PA)	88 82				
				150	A	SIUE	74 89	45	N	North Carolina St.	62 73				
				342	A	Eastern Ill.	75 56	53	A	Western Ky.	60 76				
				177	H	Southeast Mo. St.	56 55	105	H	Wright St.	69 71				
				90	H	UT Martin	70 61	104	A	Missouri St.	63 87				

Non-Div I Games: Cincinnati Christian 112 34 Davis & Elkins 73 58

Eastern Ky.

■ Loss,
 ■ Non-Conf,
 ■ S Site,
 ■ H Home
 ■ A Away
 N Neutral

Average RPI Win:	208	WON-LOST	WINNING	LAST 10	STRENGTH OF	OPP. STRENGTH	TEAM	ADJ.	CONF.	ADJ CONF.
Average RPI Loss:	50	RECORD	PCT. RANK	GAMES	SCHEDULE	OF SCHEDULE	RPI	RPI	RPI	RPI
DIV. I ONLY	11- 5	77	6- 3	123	141	87	87	10	10	
DIV. I NON-CONF.	7- 2	58	4- 0	170	163	63	63	12	12	
TOTALS	RPI 1-25	RPI 26-50	W-L RECORDS	RPI 51-100	RPI 101-150	RPI 150+				
11- 5	0- 1	0- 3	OVERALL	1- 0	3- 1	7- 0				
6- 2	0- 0	0- 1	HOME	1- 0	3- 1	2- 0				
5- 2	0- 1	0- 1	AWAY	0- 0	0- 0	5- 0				
0- 1	0- 0	0- 1	NEUTRAL	0- 0	0- 0	0- 0				
7- 2	0- 1	0- 1	NON-CONFERENCE	1- 0	1- 0	5- 0				
3- 0	0- 0	0- 0	HOME	1- 0	1- 0	1- 0				
4- 1	0- 1	0- 0	AWAY	0- 0	0- 0	4- 0				
0- 1	0- 0	0- 1	NEUTRAL	0- 0	0- 0	0- 0				
4- 3	0- 0	0- 2	CONFERENCE	0- 0	2- 1	2- 0				
3- 2	0- 0	0- 1	HOME	0- 0	2- 1	1- 0				
1- 1	0- 0	0- 1	AWAY	0- 0	0- 0	1- 0				
0- 0	0- 0	0- 0	NEUTRAL	0- 0	0- 0	0- 0				

RPI 1-25				RPI 26-50				RPI 51-100				RPI 101+			
RPI	S	Opponent	Score	RPI	S	Opponent	Score	RPI	S	Opponent	Score	RPI	S	Opponent	Score
13	A	Kentucky	67 89	35	H	Ohio	64 71	78	H	Michigan	64 63	119	H	Akron	65 68
				38	N	Abilene Christian	59 83					121	H	Buffalo	67 56
				43	A	Ball St.	54 76					127	H	Toledo	59 41
												139	H	Oral Roberts	77 69
												178	H	UTRGV	78 56
												204	A	Harvard	85 81
												213	A	Detroit	85 68
												259	A	Northern Ill.	87 80
												308	A	Monmouth	78 68
												325	H	Kent St.	72 51
												339	A	Air Force	72 59
LAST 12 Division I GAMES:															
127	H	Toledo	59 41	121	H	Buffalo	67 56								
43	A	Ball St.	54 76	213	A	Detroit	85 68								
325	H	Kent St.	72 51	78	H	Michigan	64 63								
35	H	Ohio	64 71	308	A	Monmouth	78 68								
259	A	Northern Ill.	87 80	204	A	Harvard	85 81								
119	H	Akron	65 68	38	N	Abilene Christian	59 83								

Non-Div I Games: Madonna 104 45 Hillsdale 94 77

Eastern Mich.

Average RPI Win:	245	WON-LOST	WINNING	LAST 10	STRENGTH OF	OPP. STRENGTH	TEAM	ADJ.	CONF.	ADJ CONF.
Average RPI Loss:	98	RECORD	PCT. RANK	GAMES	SCHEDULE	OF SCHEDULE	RPI	RPI	RPI	RPI
DIV. I ONLY	12- 6	84	8- 2	269	167	166	166	18	18	
DIV. I NON-CONF.	5- 6	180	3- 2	301	131	253	253	20	20	
TOTALS	RPI 1-25	RPI 26-50	W-L RECORDS	RPI 51-100	RPI 101-150	RPI 150+				
12- 6	0- 0	0- 1	OVERALL	0- 2	1- 2	11- 1				
7- 2	0- 0	0- 1	HOME	0- 0	0- 0	7- 1				
5- 1	0- 0	0- 0	AWAY	0- 0	1- 0	4- 0				
0- 3	0- 0	0- 0	NEUTRAL	0- 1	0- 2	0- 0				
5- 6	0- 0	0- 1	NON-CONFERENCE	0- 2	0- 2	5- 1				
3- 2	0- 0	0- 1	HOME	0- 0	0- 0	3- 1				
2- 1	0- 0	0- 0	AWAY	0- 1	0- 0	2- 0				
0- 3	0- 0	0- 0	NEUTRAL	0- 1	0- 2	0- 0				
7- 0	0- 0	0- 0	CONFERENCE	0- 0	1- 0	6- 0				
4- 0	0- 0	0- 0	HOME	0- 0	0- 0	4- 0				
3- 0	0- 0	0- 0	AWAY	0- 0	1- 0	2- 0				
0- 0	0- 0	0- 0	NEUTRAL	0- 0	0- 0	0- 0				

RPI 1-25				RPI 26-50				RPI 51-100				RPI 101+				Team's RPI: 166	
RPI	S	Opponent	Score	RPI	S	Opponent	Score	RPI	S	Opponent	Score	RPI	S	Opponent	Score		
				38	H	Abilene Christian	60 72	69	N	Northwestern	70 74	111	N	Creighton	60 66		
								76	A	Gonzaga	56 78	123	A	Idaho	74 66		
												138	N	East Carolina	62 80		
												154	H	Boise St.	79 84		
												163	H	Montana St.	81 69		
												174	H	Northern Colo.	59 55		
												186	H	North Dakota	60 57		
												222	H	Montana	67 65		
												226	H	Utah Valley	68 64		
												266	A	Northern Ariz.	81 71		
												287	H	CSUN	70 59		
												292	A	Wichita St.	67 62		
												331	A	Southern Utah	85 82		
												333	A	Cal St. Fullerton	68 57		
												339	H	Air Force	65 44		
LAST 12 Division I GAMES:																	
				222	H	Montana	67 65	174	H	Northern Colo.	59 55						
				163	H	Montana St.	81 69	154	H	Boise St.	79 84						
				266	A	Northern Ariz.	81 71	38	H	Abilene Christian	60 72						
				331	A	Southern Utah	85 82	292	A	Wichita St.	67 62						
				123	A	Idaho	74 66	333	A	Cal St. Fullerton	68 57						
				186	H	North Dakota	60 57	226	H	Utah Valley	68 64						

Non-Div I Games: Eastern Ore. 64 40

Eastern Wash.

■ Loss,
■ Non-Conf,
■ S Site,
■ H Home
■ A Away
N Neutral

Average RPI Win:	166	WON-LOST	WINNING	LAST 10	STRENGTH OF	OPP. STRENGTH	TEAM	ADJ.	CONF.	ADJ CONF.
Average RPI Loss:	121	RECORD	PCT. RANK	GAMES	SCHEDULE	OF SCHEDULE	RPI	RPI	RPI	RPI
DIV. I ONLY	9- 7	135	5- 5	104	81	88	88	13	13	
DIV. I NON-CONF.	6- 4	124	4- 2	73	61	54	54	11	11	
TOTALS	RPI 1-25	RPI 26-50	W-L RECORDS	RPI 51-100	RPI 101-150	RPI 150+				
9- 7	0- 1	1- 1	OVERALL	2- 2	1- 1	5- 2				
5- 1	0- 0	0- 0	HOME	2- 1	1- 0	2- 0				
4- 6	0- 1	1- 1	AWAY	0- 1	0- 1	3- 2				
0- 0	0- 0	0- 0	NEUTRAL	0- 0	0- 0	0- 0				
6- 4	0- 1	1- 1	NON-CONFERENCE	1- 0	1- 1	3- 1				
3- 0	0- 0	0- 0	HOME	1- 0	1- 0	1- 0				
3- 4	0- 1	1- 1	AWAY	0- 0	0- 1	2- 1				
0- 0	0- 0	0- 0	NEUTRAL	0- 0	0- 0	0- 0				
3- 3	0- 0	0- 0	CONFERENCE	1- 2	0- 0	2- 1				
2- 1	0- 0	0- 0	HOME	1- 1	0- 0	1- 0				
1- 2	0- 0	0- 0	AWAY	0- 1	0- 0	1- 1				
0- 0	0- 0	0- 0	NEUTRAL	0- 0	0- 0	0- 0				

RPI 1-25				RPI 26-50				RPI 51-100				Team's RPI: 88	RPI 101+			
RPI	S	Opponent	Score	RPI	S	Opponent	Score	RPI	S	Opponent	Score		RPI	S	Opponent	Score
2	A	South Carolina	63 78	42	A	West Virginia	57 67	70	H	James Madison	76 81		118	A	Liberty	63 72
				45	A	North Carolina St.	69 66	72	H	Hofstra	61 60		144	H	ETSU	50 38
								79	H	Charlotte	90 83		198	H	Col. of Charleston	52 41
								96	A	Drexel	31 74		206	A	Furman	65 55
													240	A	American	62 54
													250	A	UNCW	67 60
													253	A	Navy	70 73
													260	H	High Point	80 69
													268	A	Towson	78 85
LAST 12 Division I GAMES:																
198	H	Col. of Charleston	52 41	42	A	West Virginia	57 67	2	A	South Carolina	63 78					
96	A	Drexel	31 74	260	H	High Point	80 69	45	A	North Carolina St.	69 66					
268	A	Towson	78 85	206	A	Furman	65 55	144	H	ETSU	50 38					
70	H	James Madison	76 81													
72	H	Hofstra	61 60													
250	A	UNCW	67 60													

Non-Div I Games: Lenoir-Rhyne 67 29

Elon

Evansville

Through Games Of Jan. 24, 2016

Average RPI Win:	306	WON-LOST	WINNING	LAST 10	STRENGTH OF	OPP. STRENGTH	TEAM	ADJ.	CONF.	ADJ CONF.
Average RPI Loss:	150	RECORD	PCT. RANK	GAMES	SCHEDULE	OF SCHEDULE	RPI	RPI	RPI	RPI
DIV. I ONLY	2- 16	333	1- 9	134	246	291	291	21	21	
DIV. I NON-CONF.	1- 10	330	0- 5	101	288	275	275	18	18	
TOTALS	RPI 1-25	RPI 26-50	W-L RECORDS	RPI 51-100	RPI 101-150	RPI 150+				
2- 16	0- 0	0- 1	OVERALL	0- 3	0- 6	2- 6				
1- 5	0- 0	0- 1	HOME	0- 1	0- 1	1- 2				
1- 9	0- 0	0- 0	AWAY	0- 1	0- 5	1- 3				
0- 2	0- 0	0- 0	NEUTRAL	0- 1	0- 0	0- 1				
1- 10	0- 0	0- 1	NON-CONFERENCE	0- 3	0- 2	1- 4				
0- 4	0- 0	0- 1	HOME	0- 1	0- 1	0- 1				
1- 4	0- 0	0- 0	AWAY	0- 1	0- 1	1- 2				
0- 2	0- 0	0- 0	NEUTRAL	0- 1	0- 0	0- 1				
1- 6	0- 0	0- 0	CONFERENCE	0- 0	0- 4	1- 2				
1- 1	0- 0	0- 0	HOME	0- 0	0- 0	1- 1				
0- 5	0- 0	0- 0	AWAY	0- 0	0- 4	0- 1				
0- 0	0- 0	0- 0	NEUTRAL	0- 0	0- 0	0- 0				

RPI S	Opponent	Score	RPI S	Opponent	Score	RPI S	Opponent	Score	RPI S	Opponent	Score	Team's RPI: 291
43	H Ball St.	53 73	59	A Nebraska	40 85	104	A Missouri St.	70 77				
			68	N Santa Clara	44 62	108	A UNI	51 62				
			90	H UT Martin	48 75	112	A Drake	52 94				
						133	H IUPUI	62 68				
						135	A Xavier	57 65				
						146	A Southern Ill.	56 74				
						163	N Montana St.	55 81				
						164	H Loyola Chicago	49 63				
						236	A Miami (OH)	85 91				
						241	A Bowling Green	56 74				
						292	A Wichita St.	50 58				
						299	A Cleveland St.	72 63				
						302	H Murray St.	54 73				
						312	H Bradley	62 46				
LAST 12 Division I GAMES:												
292	A Wichita St.	50 58	108	A UNI	51 62							
104	A Missouri St.	70 77	133	H IUPUI	62 68							
146	A Southern Ill.	56 74	43	H Ball St.	53 73							
312	H Bradley	62 46	90	H UT Martin	48 75							
164	H Loyola Chicago	49 63	59	A Nebraska	40 85							
112	A Drake	52 94	302	H Murray St.	54 73							

Non-Div I Games:

Evansville

Loss, Non-Conf, S Site, H Home A Away N Neutral

Average RPI Win:	191	WON-LOST	WINNING	LAST 10	STRENGTH OF	OPP. STRENGTH	TEAM	ADJ.	CONF.	ADJ CONF.
Average RPI Loss:	60	RECORD	PCT. RANK	GAMES	SCHEDULE	OF SCHEDULE	RPI	RPI	RPI	RPI
DIV. I ONLY	15- 4	38	9- 1	121	143	71	71	29	29	
DIV. I NON-CONF.	11- 4	76	6- 1	57	86	50	50	28	28	
TOTALS	RPI 1-25	RPI 26-50	W-L RECORDS	RPI 51-100	RPI 101-150	RPI 150+				
15- 4	0- 0	1- 2	OVERALL	2- 1	3- 1	9- 0				
7- 2	0- 0	0- 0	HOME	1- 1	1- 1	5- 0				
6- 0	0- 0	1- 0	AWAY	0- 0	1- 0	4- 0				
2- 2	0- 0	0- 2	NEUTRAL	1- 0	1- 0	0- 0				
11- 4	0- 0	1- 2	NON-CONFERENCE	2- 1	3- 1	5- 0				
4- 2	0- 0	0- 0	HOME	1- 1	1- 1	2- 0				
5- 0	0- 0	1- 0	AWAY	0- 0	1- 0	3- 0				
2- 2	0- 0	0- 2	NEUTRAL	1- 0	1- 0	0- 0				
4- 0	0- 0	0- 0	CONFERENCE	0- 0	0- 0	4- 0				
3- 0	0- 0	0- 0	HOME	0- 0	0- 0	3- 0				
1- 0	0- 0	0- 0	AWAY	0- 0	0- 0	1- 0				
0- 0	0- 0	0- 0	NEUTRAL	0- 0	0- 0	0- 0				

RPI 1-25				RPI 26-50				RPI 51-100				Team's RPI: 71		RPI 101+			
RPI	S	Opponent	Score	RPI	S	Opponent	Score	RPI	S	Opponent	Score			RPI	S	Opponent	Score
				33	A	George Washington	64 60	55	H	Arkansas St.	48 62			106	N	Western Mich.	60 42
				35	N	Ohio	57 69	63	H	Auburn	52 45			114	H	Fla. Atlantic	55 62
				37	N	Mississippi St.	60 65	84	N	Arizona	57 55			119	A	Akron	82 64
														128	H	Quinnipiac	71 70
														204	H	Harvard	74 65
														208	H	Stetson	61 48
														216	A	Providence	50 41
														218	H	Hartford	64 44
														239	H	USC Upstate	54 43
														283	A	N.C. A&T	60 36
														316	A	FIU	81 53
														319	A	Lipscomb	71 39
														335	H	NJIT	70 37
LAST 12 Division I GAMES:																	
				319	A	Lipscomb	71 39	128	H	Quinnipiac	71 70						
				335	H	NJIT	70 37	106	N	Western Mich.	60 42						
				239	H	USC Upstate	54 43	84	N	Arizona	57 55						
				208	H	Stetson	61 48	37	N	Mississippi St.	60 65						
				218	H	Hartford	64 44	216	A	Providence	50 41						
				63	H	Auburn	52 45	204	H	Harvard	74 65						

Non-Div I Games: St. Thomas (FL) 86 33

FGCU

■ Loss,
 ■ Non-Conf,
 ■ S Site,
 ■ H Home
 ■ A Away
 N Neutral

Average RPI Win:	318	WON-LOST	WINNING	LAST 10	STRENGTH OF	OPP. STRENGTH	TEAM	ADJ.	CONF.	ADJ CONF.
Average RPI Loss:	156	RECORD	PCT. RANK	GAMES	SCHEDULE	OF SCHEDULE	RPI	RPI	RPI	RPI
DIV. I ONLY	2- 16	333	0- 10	158	217	316	316	11	11	
DIV. I NON-CONF.	2- 9	296	0- 5	276	264	335	335	10	10	
TOTALS	RPI 1-25	RPI 26-50	W-L RECORDS	RPI 51-100	RPI 101-150	RPI 150+				
2- 16	0- 0	0- 2	OVERALL	0- 3	0- 3	2- 8				
2- 9	0- 0	0- 1	HOME	0- 3	0- 1	2- 4				
0- 7	0- 0	0- 0	AWAY	0- 0	0- 0	0- 2				
0- 0	0- 0	0- 0	NEUTRAL	0- 0	0- 0	0- 0				
2- 9	0- 0	0- 1	NON-CONFERENCE	0- 2	0- 1	2- 5				
2- 5	0- 0	0- 0	HOME	0- 2	0- 1	2- 2				
0- 4	0- 0	0- 1	AWAY	0- 0	0- 0	0- 3				
0- 0	0- 0	0- 0	NEUTRAL	0- 0	0- 0	0- 0				
0- 7	0- 0	0- 1	CONFERENCE	0- 1	0- 2	0- 3				
0- 4	0- 0	0- 1	HOME	0- 1	0- 0	0- 2				
0- 3	0- 0	0- 0	AWAY	0- 0	0- 2	0- 1				
0- 0	0- 0	0- 0	NEUTRAL	0- 0	0- 0	0- 0				

RPI 1-25			RPI 26-50			RPI 51-100			RPI 101+			Team's RPI: 316			
RPI	S	Opponent	Score	RPI	S	Opponent	Score	RPI	S	Opponent	Score	RPI	S	Opponent	Score
31	H	UTEP	57 69	53	H	Western Ky.	69 71	114	A	Fla. Atlantic	82 87				
49	A	Miami (FL)	55 83	71	H	FGCU	53 81	140	A	Southern Miss.	55 82				
				92	H	Marquette	83 95	142	H	Wake Forest	53 57				
								182	H	Rhode Island	50 68				
								183	A	Louisiana Tech	63 82				
								188	H	Marshall	58 65				
								193	A	Jacksonville	44 80				
								233	H	UTSA	52 63				
								234	A	UCF	72 89				
								292	H	Wichita St.	62 76				
								299	A	Cleveland St.	57 64				
								313	H	Florida A&M	81 65				
								322	H	UMass Lowell	71 68				
LAST 12 Division I GAMES:															
31	H	UTEP	57 69	114	A	Fla. Atlantic	82 87								
233	H	UTSA	52 63	142	H	Wake Forest	53 57								
140	A	Southern Miss.	55 82	182	H	Rhode Island	50 68								
183	A	Louisiana Tech	63 82	49	A	Miami (FL)	55 83								
188	H	Marshall	58 65	299	A	Cleveland St.	57 64								
53	H	Western Ky.	69 71	193	A	Jacksonville	44 80								

Non-Div I Games:

FIU

■ Loss,
 ■ Non-Conf,
 S Site,
 ■ Home
 ■ Away
 N Neutral

Fairfield

Through Games Of Jan. 24, 2016

Average RPI Win:	251	WON-LOST	WINNING	LAST 10	STRENGTH OF	OPP. STRENGTH	TEAM	ADJ.	CONF.	ADJ CONF.
Average RPI Loss:	160	RECORD	PCT. RANK	GAMES	SCHEDULE	OF SCHEDULE	RPI	RPI	RPI	RPI
DIV. I ONLY	9- 10	183	5- 5	241	256	229	229	24	24	
DIV. I NON-CONF.	5- 4	138	2- 2	146	280	169	169	24	24	
TOTALS	RPI 1-25	RPI 26-50	W-L RECORDS	RPI 51-100	RPI 101-150	RPI 150+				
9- 10	0- 0	0- 2	OVERALL	0- 1	0- 2	9- 5				
5- 6	0- 0	0- 1	HOME	0- 1	0- 2	5- 2				
4- 4	0- 0	0- 1	AWAY	0- 0	0- 0	4- 3				
0- 0	0- 0	0- 0	NEUTRAL	0- 0	0- 0	0- 0				
5- 4	0- 0	0- 2	NON-CONFERENCE	0- 1	0- 0	5- 1				
4- 2	0- 0	0- 1	HOME	0- 1	0- 0	4- 0				
1- 2	0- 0	0- 1	AWAY	0- 0	0- 0	1- 1				
0- 0	0- 0	0- 0	NEUTRAL	0- 0	0- 0	0- 0				
4- 6	0- 0	0- 0	CONFERENCE	0- 0	0- 2	4- 4				
1- 4	0- 0	0- 0	HOME	0- 0	0- 2	1- 2				
3- 2	0- 0	0- 0	AWAY	0- 0	0- 0	3- 2				
0- 0	0- 0	0- 0	NEUTRAL	0- 0	0- 0	0- 0				

RPI 1-25				RPI 26-50				RPI 51-100				RPI 101+				Team's RPI: 229
RPI	S	Opponent	Score	RPI	S	Opponent	Score	RPI	S	Opponent	Score	RPI	S	Opponent	Score	
				34	A	St. John's (NY)	54 73	72	H	Hofstra	53 67	128	H	Quinnipiac	55 64	
				44	H	Albany (NY)	50 62					131	H	Iona	46 56	
												153	A	Cornell	35 59	
												195	H	Marist	57 72	
												202	A	Canisius	51 50	
												202	H	Canisius	52 48	
												204	H	Harvard	67 50	
												243	A	Manhattan	59 57	
												243	H	Manhattan	55 70	
												257	H	Sacred Heart	61 50	
												261	A	Loyola Maryland	71 45	
												272	H	La Salle	62 59	
												280	A	Niagara	55 56	
												290	A	Rider	55 39	
												323	A	Saint Peter's	46 56	
												329	H	IPFW	74 62	
LAST 12 Division I GAMES:																
202	H	Canisius	52 48	280	A	Niagara	55 56									
128	H	Quinnipiac	55 64	202	A	Canisius	51 50									
243	A	Manhattan	59 57	204	H	Harvard	67 50									
290	A	Rider	55 39	34	A	St. John's (NY)	54 73									
323	A	Saint Peter's	46 56	329	H	IPFW	74 62									
243	H	Manhattan	55 70	153	A	Cornell	35 59									

Non-Div I Games:

Fairfield

■ Loss,
 ■ Non-Conf,
 ■ S Site,
 ■ H Home
 ■ A Away
 N Neutral

Average RPI Win: 293		WON-LOST	WINNING	LAST 10	STRENGTH OF	OPP. STRENGTH	TEAM	ADJ.	CONF.	ADJ CONF.
Average RPI Loss: 194		RECORD	PCT. RANK	GAMES	SCHEDULE	OF SCHEDULE	RPI	RPI	RPI	RPI
DIV. I ONLY		6- 14	274	3- 7	248	341	307	307	31	31
DIV. I NON-CONF.		3- 10	277	1- 4	189	312	298	298	32	32
TOTALS	RPI 1-25	RPI 26-50		W-L RECORDS		RPI 51-100	RPI 101-150	RPI 150+		
6- 14	0- 0	0- 1		OVERALL		0- 1	0- 3	6- 9		
4- 7	0- 0	0- 0		HOME		0- 0	0- 0	4- 7		
1- 5	0- 0	0- 1		AWAY		0- 0	0- 2	1- 2		
1- 2	0- 0	0- 0		NEUTRAL		0- 1	0- 1	1- 0		
3- 10	0- 0	0- 1		NON-CONFERENCE		0- 1	0- 3	3- 5		
2- 5	0- 0	0- 0		HOME		0- 0	0- 0	2- 5		
0- 3	0- 0	0- 1		AWAY		0- 0	0- 2	0- 0		
1- 2	0- 0	0- 0		NEUTRAL		0- 1	0- 1	1- 0		
3- 4	0- 0	0- 0		CONFERENCE		0- 0	0- 0	3- 4		
2- 2	0- 0	0- 0		HOME		0- 0	0- 0	2- 2		
1- 2	0- 0	0- 0		AWAY		0- 0	0- 0	1- 2		
0- 0	0- 0	0- 0		NEUTRAL		0- 0	0- 0	0- 0		

RPI 1-25				RPI 26-50				RPI 51-100				RPI 101+ Team's RPI: 307			
RPI	S	Opponent	Score	RPI	S	Opponent	Score	RPI	S	Opponent	Score	RPI	S	Opponent	Score
				42	A	West Virginia	42 91	93	N	Yale	58 77	109	A	North Carolina	46 64
												115	A	Bucknell	62 72
												131	N	Iona	54 77
												189	H	Brown	48 63
												199	H	Columbia	83 87
												205	A	Robert Morris	83 68
												214	H	Siena	65 81
												227	H	Bryant	41 70
												243	H	Manhattan	78 85
												245	N	Grand Canyon	74 68
												257	A	Sacred Heart	61 72
												275	A	Saint Francis (PA)	67 87
												300	H	Central Conn. St.	75 78
												308	H	Monmouth	81 75
												322	H	UMass Lowell	67 78
												323	H	Saint Peter's	73 52
												337	H	Mt. St. Mary's	66 53
												341	H	St. Francis Brooklyn	65 61
LAST 12 Division I GAMES:															
				337	H	Mt. St. Mary's	66 53	227	H	Bryant	41 70				
				275	A	Saint Francis (PA)	67 87	341	H	St. Francis Brooklyn	65 61				
				205	A	Robert Morris	83 68	214	H	Siena	65 81				
				300	H	Central Conn. St.	75 78	189	H	Brown	48 63				
				257	A	Sacred Heart	61 72	308	H	Monmouth	81 75				
				199	H	Columbia	83 87	322	H	UMass Lowell	67 78				

Non-Div I Games:

Fairleigh Dickinson

Loss, Non-Conf, S Site, H Home A Away N Neutral

Average RPI Win: 213	WON-LOST	WINNING	LAST 10	STRENGTH OF	OPP. STRENGTH	TEAM	ADJ.	CONF.	ADJ CONF.
Average RPI Loss: 108	RECORD	PCT. RANK	GAMES	SCHEDULE	OF SCHEDULE	RPI	RPI	RPI	RPI
DIV. I ONLY	10- 7	120	6- 4	64	250	114	114	11	11
DIV. I NON-CONF.	7- 3	91	3- 2	65	285	78	78	10	10
TOTALS	RPI 1-25	RPI 26-50	W-L RECORDS	RPI 51-100	RPI 101-150	RPI 150+			
10- 7	0- 0	0- 2	OVERALL	1- 2	1- 1	8- 2			
8- 3	0- 0	0- 1	HOME	0- 2	1- 0	7- 0			
1- 4	0- 0	0- 1	AWAY	1- 0	0- 1	0- 2			
1- 0	0- 0	0- 0	NEUTRAL	0- 0	0- 0	1- 0			
7- 3	0- 0	0- 1	NON-CONFERENCE	1- 1	1- 0	5- 1			
5- 1	0- 0	0- 0	HOME	0- 1	1- 0	4- 0			
1- 2	0- 0	0- 1	AWAY	1- 0	0- 0	0- 1			
1- 0	0- 0	0- 0	NEUTRAL	0- 0	0- 0	1- 0			
3- 4	0- 0	0- 1	CONFERENCE	0- 1	0- 1	3- 1			
3- 2	0- 0	0- 1	HOME	0- 1	0- 0	3- 0			
0- 2	0- 0	0- 0	AWAY	0- 0	0- 1	0- 1			
0- 0	0- 0	0- 0	NEUTRAL	0- 0	0- 0	0- 0			

RPI S	Opponent	Score	RPI S	Opponent	Score	RPI S	Opponent	Score	RPI S	Opponent	Score	Team's RPI: 114
31	H UTEP	66 78	53	H Western Ky.	62 81	119	H Akron	91 77				
46	A Kansas St.	53 102	71	A FGCU	62 55	140	A Southern Miss.	80 89				
			81	H South Dakota	53 76	172	H Milwaukee	71 67				
						183	A Louisiana Tech	62 65				
						188	H Marshall	84 73				
						222	A Montana	69 83				
						224	N Tennessee St.	69 64				
						233	H UTSA	64 51				
						236	H Miami (OH)	68 65				
						269	H Bethune-Cookman	82 60				
						297	H Delaware St.	83 55				
						316	H FIU	87 82				
LAST 12 Division I GAMES:												
233	H UTSA	64 51	316	H FIU	87 82							
31	H UTEP	66 78	236	H Miami (OH)	68 65							
183	A Louisiana Tech	62 65	269	H Bethune-Cookman	82 60							
140	A Southern Miss.	80 89	224	N Tennessee St.	69 64							
53	H Western Ky.	62 81	222	A Montana	69 83							
188	H Marshall	84 73	46	A Kansas St.	53 102							

Non-Div I Games: Keiser 74 52

Fla. Atlantic

Florida

Through Games Of Jan. 24, 2016

Average RPI Win:	153	WON-LOST	WINNING	LAST 10	STRENGTH OF	OPP. STRENGTH	TEAM	ADJ.	CONF.	ADJ CONF.
Average RPI Loss:	51	RECORD	PCT. RANK	GAMES	SCHEDULE	OF SCHEDULE	RPI	RPI	RPI	RPI
DIV. I ONLY	16- 4	29	7- 3	65	46	32	32	2	2	
DIV. I NON-CONF.	12- 1	10	5- 0	166	99	24	24	2	2	
TOTALS	RPI 1-25	RPI 26-50	W-L RECORDS	RPI 51-100	RPI 101-150	RPI 150+				
16- 4	2- 0	2- 3	OVERALL	1- 1	3- 0	8- 0				
9- 2	1- 0	1- 2	HOME	1- 0	2- 0	4- 0				
5- 2	1- 0	0- 1	AWAY	0- 1	1- 0	3- 0				
2- 0	0- 0	1- 0	NEUTRAL	0- 0	0- 0	1- 0				
12- 1	1- 0	2- 0	NON-CONFERENCE	1- 1	0- 0	8- 0				
7- 0	1- 0	1- 0	HOME	1- 0	0- 0	4- 0				
3- 1	0- 0	0- 0	AWAY	0- 1	0- 0	3- 0				
2- 0	0- 0	1- 0	NEUTRAL	0- 0	0- 0	1- 0				
4- 3	1- 0	0- 3	CONFERENCE	0- 0	3- 0	0- 0				
2- 2	0- 0	0- 2	HOME	0- 0	2- 0	0- 0				
2- 1	1- 0	0- 1	AWAY	0- 0	1- 0	0- 0				
0- 0	0- 0	0- 0	NEUTRAL	0- 0	0- 0	0- 0				

RPI 1-25				RPI 26-50				Team's RPI: 32	RPI 51-100				RPI 101+			
RPI	S	Opponent	Score	RPI	S	Opponent	Score		RPI	S	Opponent	Score	RPI	S	Opponent	Score
11	A	Tennessee	74 66	26	A	Missouri	64 79		55	H	Arkansas St.	76 72	107	H	LSU	53 45
14	H	Florida St.	82 72	37	H	Mississippi St.	70 76		94	A	Temple	91 97	124	H	Alabama	80 72
				43	N	Ball St.	85 79						140	A	Ole Miss	85 65
				45	H	North Carolina St.	79 72						165	A	Wisconsin	91 75
				47	H	Georgia	61 71						171	A	Colorado	83 61
													205	H	Robert Morris	79 52
													234	N	UCF	93 79
													248	A	South Ala.	72 60
													275	H	Saint Francis (PA)	122 65
													296	H	Kennesaw St.	84 57
													310	H	Savannah St.	99 34
LAST 12 Division I GAMES:																
26	A	Missouri	64 79	37	H	Mississippi St.	70 76									
124	H	Alabama	80 72	234	N	UCF	93 79									
107	H	LSU	53 45	45	H	North Carolina St.	79 72									
47	H	Georgia	61 71	275	H	Saint Francis (PA)	122 65									
140	A	Ole Miss	85 65	205	H	Robert Morris	79 52									
11	A	Tennessee	74 66	165	A	Wisconsin	91 75									

Non-Div I Games:

Florida

■ Loss,
 ■ Non-Conf, S Site,
 ■ Home
 ■ Away
 N Neutral

Average RPI Win:	263	WON-LOST	WINNING	LAST 10	STRENGTH OF	OPP. STRENGTH	TEAM	ADJ.	CONF.	ADJ CONF.
Average RPI Loss:	222	RECORD	PCT. RANK	GAMES	SCHEDULE	OF SCHEDULE	RPI	RPI	RPI	RPI
DIV. I ONLY	8- 9	186	6- 3	349	196	313	313	30	30	
DIV. I NON-CONF.	4- 7	222	2- 3	344	178	317	317	31	31	
TOTALS	RPI 1-25	RPI 26-50	W-L RECORDS	RPI 51-100	RPI 101-150	RPI 150+				
8- 9	0- 1	0- 0	OVERALL	0- 0	0- 2	8- 6				
3- 4	0- 0	0- 0	HOME	0- 0	0- 1	3- 3				
3- 4	0- 1	0- 0	AWAY	0- 0	0- 1	3- 2				
2- 1	0- 0	0- 0	NEUTRAL	0- 0	0- 0	2- 1				
4- 7	0- 1	0- 0	NON-CONFERENCE	0- 0	0- 2	4- 4				
1- 2	0- 0	0- 0	HOME	0- 0	0- 1	1- 1				
1- 4	0- 1	0- 0	AWAY	0- 0	0- 1	1- 2				
2- 1	0- 0	0- 0	NEUTRAL	0- 0	0- 0	2- 1				
4- 2	0- 0	0- 0	CONFERENCE	0- 0	0- 0	4- 2				
2- 2	0- 0	0- 0	HOME	0- 0	0- 0	2- 2				
2- 0	0- 0	0- 0	AWAY	0- 0	0- 0	2- 0				
0- 0	0- 0	0- 0	NEUTRAL	0- 0	0- 0	0- 0				

RPI 1-25				RPI 26-50				RPI 51-100				RPI 101+ Team's RPI: 313			
RPI	S	Opponent	Score	RPI	S	Opponent	Score	RPI	S	Opponent	Score	RPI	S	Opponent	Score
19	A	Southern California	45 88									109	A	North Carolina	58 94
												148	H	Mercer	50 54
												151	A	Hampton	66 59
												199	N	UC Davis	61 58
												221	H	Coppin St.	79 73
												231	A	Clemson	77 68
												234	A	UCF	55 93
												238	H	Morgan St.	62 67
												294	H	South Carolina St.	62 68
												296	H	Kennesaw St.	69 67
												310	H	Savannah St.	59 38
												316	A	FIU	65 81
												318	N	Western Caro.	53 69
												321	H	Southeastern La.	57 62
												345	N	New Orleans	71 60
												349	A	Norfolk St.	83 67
LAST 12 Division I GAMES:															
221	H	Coppin St.	79 73	231	A	Clemson	77 68								
238	H	Morgan St.	62 67	199	N	UC Davis	61 58								
151	A	Hampton	66 59	19	A	Southern California	45 88								
349	A	Norfolk St.	83 67	294	H	South Carolina St.	62 68								
148	H	Mercer	50 54	321	H	Southeastern La.	57 62								
310	H	Savannah St.	59 38	318	N	Western Caro.	53 69								

Non-Div I Games: Clark Atlanta 98 88 Fla. Memorial 66 62

Florida A&M

Loss, Non-Conf, S Site, H Home A Away N Neutral

Average RPI Win:	159	WON-LOST	WINNING	LAST 10	STRENGTH OF	OPP. STRENGTH	TEAM	ADJ.	CONF.	ADJ CONF.
Average RPI Loss:	15	RECORD	PCT. RANK	GAMES	SCHEDULE	OF SCHEDULE	RPI	RPI	RPI	RPI
DIV. I ONLY	16- 4	29	8- 2	26	88	14	14	5	5	
DIV. I NON-CONF.	10- 3	62	3- 2	31	169	27	27	5	5	
TOTALS	RPI 1-25	RPI 26-50	W-L RECORDS	RPI 51-100	RPI 101-150	RPI 150+				
16- 4	0- 3	2- 1	OVERALL	4- 0	4- 0	6- 0				
11- 0	0- 0	1- 0	HOME	4- 0	3- 0	3- 0				
4- 3	0- 2	1- 1	AWAY	0- 0	1- 0	2- 0				
1- 1	0- 1	0- 0	NEUTRAL	0- 0	0- 0	1- 0				
10- 3	0- 2	1- 1	NON-CONFERENCE	2- 0	2- 0	5- 0				
8- 0	0- 0	1- 0	HOME	2- 0	2- 0	3- 0				
1- 2	0- 1	0- 1	AWAY	0- 0	0- 0	1- 0				
1- 1	0- 1	0- 0	NEUTRAL	0- 0	0- 0	1- 0				
6- 1	0- 1	1- 0	CONFERENCE	2- 0	2- 0	1- 0				
3- 0	0- 0	0- 0	HOME	2- 0	1- 0	0- 0				
3- 1	0- 1	1- 0	AWAY	0- 0	1- 0	1- 0				
0- 0	0- 0	0- 0	NEUTRAL	0- 0	0- 0	0- 0				

RPI	S	Opponent	Score	RPI	S	Opponent	Score	RPI	S	Opponent	Score	RPI	S	Opponent	Score
3	N	UConn	49 73	32	A	Florida	72 82	66	H	Tulane	78 72	101	H	Georgia Tech	75 69
10	A	Arizona St.	56 68	40	H	Rutgers	65 43	74	H	Boston College	75 42	132	A	Pittsburgh	66 55
15	A	Louisville	69 79	49	A	Miami (FL)	69 58	85	H	Virginia	70 48	148	H	Mercer	79 36
								94	H	Temple	75 47	149	H	UAB	84 44
												193	H	Jacksonville	77 60
												231	A	Clemson	85 40
												244	N	Sam Houston St.	94 37
												302	H	Murray St.	101 59
												311	H	North Florida	80 28
												324	A	LIU Brooklyn	78 42
LAST 12 Division I GAMES:															
49	A	Miami (FL)	69 58	15	A	Louisville	69 79	193	H	Jacksonville	77 60	10	A	Arizona St.	56 68
85	H	Virginia	70 48	302	H	Murray St.	101 59	148	H	Mercer	79 36	3	N	UConn	49 73
132	A	Pittsburgh	66 55												
231	A	Clemson	85 40												
101	H	Georgia Tech	75 69												
74	H	Boston College	75 42												

Non-Div I Games:

Florida St.

Average RPI Win: 239	WON-LOST	WINNING	LAST 10	STRENGTH OF	OPP. STRENGTH	TEAM	ADJ.	CONF.	ADJ CONF.
Average RPI Loss: 85	RECORD	PCT. RANK	GAMES	SCHEDULE	OF SCHEDULE	RPI	RPI	RPI	RPI
DIV. I ONLY	8- 11	211	5- 5	106	127	194	194	9	9
DIV. I NON-CONF.	5- 8	209	2- 4	175	193	228	228	8	8

TOTALS	RPI 1-25	RPI 26-50	W-L RECORDS	RPI 51-100	RPI 101-150	RPI 150+			
8- 11	0- 3	0- 1	OVERALL	1- 3	0- 2	7- 2			
7- 3	0- 0	0- 0	HOME	1- 2	0- 0	6- 1			
1- 6	0- 1	0- 1	AWAY	0- 0	0- 0	1- 0			
0- 2	0- 1	0- 0	NEUTRAL	0- 0	0- 1	0- 0			
5- 8	0- 2	0- 0	NON-CONFERENCE	0- 3	0- 2	5- 1			
4- 3	0- 0	0- 0	HOME	0- 2	0- 0	4- 1			
1- 3	0- 1	0- 0	AWAY	0- 1	0- 1	1- 0			
0- 2	0- 1	0- 0	NEUTRAL	0- 0	0- 1	0- 0			
3- 3	0- 1	0- 1	CONFERENCE	1- 0	0- 0	2- 1			
3- 0	0- 0	0- 0	HOME	1- 0	0- 0	2- 0			
0- 3	0- 1	0- 1	AWAY	0- 0	0- 0	0- 1			
0- 0	0- 0	0- 0	NEUTRAL	0- 0	0- 0	0- 0			

RPI 1-25				RPI 26-50				RPI 51-100				RPI 101+ Team's RPI: 194			
RPI	S	Opponent	Score	RPI	S	Opponent	Score	RPI	S	Opponent	Score	RPI	S	Opponent	Score
22	N	Syracuse	54 76	30	A	St. Bonaventure	41 55	51	H	Vanderbilt	40 53	122	N	Texas Tech	48 62
23	A	Seton Hall	54 66					58	A	Princeton	44 55	129	A	Penn St.	59 75
24	A	Duquesne	40 55					82	H	Saint Joseph's	47 40	158	H	George Mason	66 54
								94	H	Temple	44 57	175	A	Davidson	51 69
												175	H	Davidson	51 40
												212	H	Delaware	48 55
												243	A	Manhattan	60 49
												297	H	Delaware St.	74 58
												300	H	Central Conn. St.	63 48
												328	H	A&M-Corpus Christi	67 49
												332	H	Lafayette	61 49
LAST 12 Division I GAMES:															
175	A	Davidson	51 69	51	H	Vanderbilt	40 53	328	H	A&M-Corpus Christi	67 49				
82	H	Saint Joseph's	47 40					300	H	Central Conn. St.	63 48				
158	H	George Mason	66 54					58	A	Princeton	44 55				
24	A	Duquesne	40 55					94	H	Temple	44 57				
30	A	St. Bonaventure	41 55					23	A	Seton Hall	54 66				
175	H	Davidson	51 40												

Non-Div I Games:

Fordham

■ Loss,
 ■ Non-Conf,
 ■ S Site,
 ■ H Home
 ■ A Away
 N Neutral

Average RPI Win:	232	WON-LOST	WINNING	LAST 10	STRENGTH OF	OPP. STRENGTH	TEAM	ADJ.	CONF.	ADJ CONF.
Average RPI Loss:	68	RECORD	PCT. RANK	GAMES	SCHEDULE	OF SCHEDULE	RPI	RPI	RPI	RPI
DIV. I ONLY	9- 7	135	7- 2	115	119	120	120	19	19	
DIV. I NON-CONF.	2- 7	280	1- 3	14	44	166	166	19	19	
TOTALS	RPI 1-25	RPI 26-50	W-L RECORDS	RPI 51-100	RPI 101-150	RPI 150+				
9- 7	0- 1	0- 2	OVERALL	0- 3	1- 0	8- 1				
5- 3	0- 1	0- 1	HOME	0- 1	0- 0	5- 0				
3- 4	0- 0	0- 1	AWAY	0- 2	1- 0	2- 1				
1- 0	0- 0	0- 0	NEUTRAL	0- 0	0- 0	1- 0				
2- 7	0- 1	0- 2	NON-CONFERENCE	0- 3	0- 0	2- 1				
1- 3	0- 1	0- 1	HOME	0- 1	0- 0	1- 0				
0- 4	0- 0	0- 1	AWAY	0- 2	0- 0	0- 1				
1- 0	0- 0	0- 0	NEUTRAL	0- 0	0- 0	1- 0				
7- 0	0- 0	0- 0	CONFERENCE	0- 0	1- 0	6- 0				
4- 0	0- 0	0- 0	HOME	0- 0	0- 0	4- 0				
3- 0	0- 0	0- 0	AWAY	0- 0	1- 0	2- 0				
0- 0	0- 0	0- 0	NEUTRAL	0- 0	0- 0	0- 0				

RPI 1-25				RPI 26-50				RPI 51-100				RPI 101+ Team's RPI: 120			
RPI	S	Opponent	Score	RPI	S	Opponent	Score	RPI	S	Opponent	Score	RPI	S	Opponent	Score
17	H	Washington	79 89	33	H	George Washington	53 61	56	A	Utah	63 78	147	A	New Mexico	69 65
				50	A	St. Mary's (CA)	81 83	64	H	San Diego	68 72	154	H	Boise St.	62 57
								73	A	UC Riverside	68 86	179	N	Northeastern	69 55
												181	A	Cal Poly	60 64
												185	H	UNLV	58 54
												237	A	San Jose St.	59 54
												262	H	CSU Bakersfield	57 52
												267	H	San Diego St.	54 49
												320	A	Nevada	67 59
												339	H	Air Force	70 46
LAST 12 Division I GAMES:															
339	H	Air Force	70 46	185	H	UNLV	58 54	56	A	Utah	63 78	64	H	San Diego	68 72
267	H	San Diego St.	54 49	56	A	Utah	63 78	64	H	San Diego	68 72	181	A	Cal Poly	60 64
237	A	San Jose St.	59 54	64	H	San Diego	68 72	181	A	Cal Poly	60 64	262	H	CSU Bakersfield	57 52
154	H	Boise St.	62 57	181	A	Cal Poly	60 64	262	H	CSU Bakersfield	57 52	179	N	Northeastern	69 55
320	A	Nevada	67 59	262	H	CSU Bakersfield	57 52	179	N	Northeastern	69 55				
147	A	New Mexico	69 65	179	N	Northeastern	69 55								

Non-Div I Games: Fresno Pacific 78 33 Stanislaus St. 72 49

Fresno St.

■ Loss,
■ Non-Conf, S Site,
■ Home
■ Away
N Neutral

Average RPI Win:	255	WON-LOST	WINNING	LAST 10	STRENGTH OF	OPP. STRENGTH	TEAM	ADJ.	CONF.	ADJ CONF.
Average RPI Loss:	149	RECORD	PCT. RANK	GAMES	SCHEDULE	OF SCHEDULE	RPI	RPI	RPI	RPI
DIV. I ONLY	9- 9	169	4- 5	263	248	206	206	17	17	
DIV. I NON-CONF.	5- 8	209	1- 5	239	296	233	233	17	17	
TOTALS	RPI 1-25	RPI 26-50	W-L RECORDS	RPI 51-100	RPI 101-150	RPI 150+				
9- 9	0- 0	0- 1	OVERALL	0- 3	1- 1	8- 4				
4- 3	0- 0	0- 0	HOME	0- 2	1- 0	3- 1				
5- 6	0- 0	0- 0	AWAY	0- 0	0- 1	5- 1				
0- 0	0- 0	0- 0	NEUTRAL	0- 0	0- 0	0- 0				
5- 8	0- 0	0- 1	NON-CONFERENCE	0- 2	0- 1	5- 4				
3- 2	0- 0	0- 0	HOME	0- 1	0- 0	3- 1				
2- 6	0- 0	0- 1	AWAY	0- 1	0- 1	2- 3				
0- 0	0- 0	0- 0	NEUTRAL	0- 0	0- 0	0- 0				
4- 1	0- 0	0- 0	CONFERENCE	0- 1	1- 0	3- 0				
1- 1	0- 0	0- 0	HOME	0- 1	1- 0	0- 0				
3- 0	0- 0	0- 0	AWAY	0- 0	0- 0	3- 0				
0- 0	0- 0	0- 0	NEUTRAL	0- 0	0- 0	0- 0				

RPI S	Opponent	Score	RPI S	Opponent	Score	RPI S	Opponent	Score	RPI S	Opponent	Score	Team's RPI: 206
47	A Georgia	39 77	67	H Chattanooga	50 56	113	A VCU	45 67				
			75	A Virginia Tech	30 59	144	H ETSU	81 77				
			88	H Elon	55 65	170	A UNC Asheville	71 84				
						175	H Davidson	51 69				
						225	A Richmond	69 62				
						231	H Clemson	70 49				
						239	A USC Upstate	75 63				
						254	A Appalachian St.	78 92				
						276	A UNCG	75 59				
						281	A Wofford	70 61				
						285	H Winthrop	71 52				
						294	H South Carolina St.	59 46				
						318	A Western Caro.	83 76				
						348	A N.C. Central	61 66				
LAST 12 Division I GAMES:												
276	A UNCG	75 59	75	A Virginia Tech	30 59							
318	A Western Caro.	83 76	254	A Appalachian St.	78 92							
281	A Wofford	70 61	170	A UNC Asheville	71 84							
67	H Chattanooga	50 56	239	A USC Upstate	75 63							
144	H ETSU	81 77	47	A Georgia	39 77							
348	A N.C. Central	61 66	88	H Elon	55 65							

Non-Div I Games: Converse 89 52 North Greenville 69 39

Furman

Loss, Non-Conf, S Site, H Home A Away N Neutral

Average RPI Win: 288				WON-LOST		WINNING		LAST 10		STRENGTH OF		OPP. STRENGTH		TEAM		ADJ.		CONF.		ADJ CONF.	
Average RPI Loss: 189				RECORD		PCT. RANK		GAMES		SCHEDULE		OF SCHEDULE		RPI		RPI		RPI		RPI	
DIV. I ONLY				5- 11		267		2- 8		272		320		293		293		16		16	
DIV. I NON-CONF.				3- 6		234		2- 3		293		341		304		304		15		15	
TOTALS				RPI 1-25		RPI 26-50		W-L RECORDS		RPI 51-100		RPI 101-150		RPI 150+							
5- 11				0- 0		0- 1		OVERALL		0- 1		0- 1		5- 8							
3- 5				0- 0		0- 0		HOME		0- 1		0- 0		3- 4							
2- 5				0- 0		0- 1		AWAY		0- 0		0- 1		2- 3							
0- 1				0- 0		0- 0		NEUTRAL		0- 0		0- 0		0- 1							
3- 6				0- 0		0- 1		NON-CONFERENCE		0- 0		0- 1		3- 4							
2- 2				0- 0		0- 0		HOME		0- 0		0- 0		2- 2							
1- 3				0- 0		0- 1		AWAY		0- 0		0- 1		1- 1							
0- 1				0- 0		0- 0		NEUTRAL		0- 0		0- 0		0- 1							
2- 5				0- 0		0- 0		CONFERENCE		0- 1		0- 0		2- 4							
1- 3				0- 0		0- 0		HOME		0- 1		0- 0		1- 2							
1- 2				0- 0		0- 0		AWAY		0- 0		0- 0		1- 2							
0- 0				0- 0		0- 0		NEUTRAL		0- 0		0- 0		0- 0							

RPI 1-25				RPI 26-50				RPI 51-100				RPI 101+				Team's RPI: 293	
RPI	S	Opponent	Score	RPI	S	Opponent	Score	RPI	S	Opponent	Score	RPI	S	Opponent	Score		
				47	A	Georgia	28 75	98	H	La.-Lafayette	39 56	148	A	Mercer	50 62		
												152	H	Troy	66 81		
												167	A	Texas St.	56 61		
												191	A	Texas-Arlington	31 70		
												205	H	Robert Morris	49 64		
												208	A	Stetson	57 79		
												248	H	South Ala.	57 43		
												264	A	Georgia St.	61 50		
												269	N	Bethune-Cookman	49 65		
												270	H	La.-Monroe	49 50		
												303	H	Jacksonville St.	60 56		
												310	A	Savannah St.	64 48		
												315	H	Charleston So.	64 51		
												319	H	Lipscomb	55 66		
LAST 12 Division I GAMES:																	
				264	A	Georgia St.	61 50	167	A	Texas St.	56 61						
				270	H	La.-Monroe	49 50	269	N	Bethune-Cookman	49 65						
				98	H	La.-Lafayette	39 56	208	A	Stetson	57 79						
				152	H	Troy	66 81	205	H	Robert Morris	49 64						
				248	H	South Ala.	57 43	315	H	Charleston So.	64 51						
				191	A	Texas-Arlington	31 70	303	H	Jacksonville St.	60 56						

Non-Div I Games:

Ga. Southern

Loss, Non-Conf, S Site, H Home A Away N Neutral

Average RPI Win:	237	WON-LOST	WINNING	LAST 10	STRENGTH OF	OPP. STRENGTH	TEAM	ADJ.	CONF.	ADJ CONF.
Average RPI Loss:	174	RECORD	PCT. RANK	GAMES	SCHEDULE	OF SCHEDULE	RPI	RPI	RPI	RPI
DIV. I ONLY	11- 6	95	6- 3	297	230	209	209	26	26	
DIV. I NON-CONF.	4- 4	160	1- 3	271	91	226	226	27	27	
TOTALS	RPI 1-25	RPI 26-50	W-L RECORDS	RPI 51-100	RPI 101-150	RPI 150+				
11- 6	0- 0	0- 0	OVERALL	0- 1	2- 3	9- 2				
8- 2	0- 0	0- 0	HOME	0- 0	1- 1	7- 1				
3- 1	0- 0	0- 0	AWAY	0- 0	1- 0	2- 1				
0- 3	0- 0	0- 0	NEUTRAL	0- 1	0- 2	0- 0				
4- 4	0- 0	0- 0	NON-CONFERENCE	0- 1	1- 3	3- 0				
3- 1	0- 0	0- 0	HOME	0- 0	0- 1	3- 0				
1- 0	0- 0	0- 0	AWAY	0- 0	1- 0	0- 0				
0- 3	0- 0	0- 0	NEUTRAL	0- 1	0- 2	0- 0				
7- 2	0- 0	0- 0	CONFERENCE	0- 0	1- 0	6- 2				
5- 1	0- 0	0- 0	HOME	0- 0	1- 0	4- 1				
2- 1	0- 0	0- 0	AWAY	0- 0	0- 0	2- 1				
0- 0	0- 0	0- 0	NEUTRAL	0- 0	0- 0	0- 0				

RPI 1-25				RPI 26-50				RPI 51-100				RPI 101+ Team's RPI: 209					
RPI	S	Opponent	Score	RPI	S	Opponent	Score	RPI	S	Opponent	Score	RPI	S	Opponent	Score		
								84	N	Arizona	60	79	106	N	Western Mich.	44	71
													109	A	North Carolina	66	65
													118	H	Liberty	61	57
													137	N	SMU	61	69
													145	H	Pacific	77	84
													170	A	UNC Asheville	58	56
													201	H	Radford	54	50
													260	H	High Point	82	70
													276	H	UNCG	59	57
													281	H	Wofford	64	61
													282	A	Campbell	70	35
													285	A	Winthrop	62	81
													289	H	Coastal Caro.	56	59
													296	H	Kennesaw St.	70	56
													304	H	Longwood	67	42
													315	H	Charleston So.	63	55
LAST 12 Division I GAMES:																	
				201	H	Radford	54	50					289	H	Coastal Caro.	56	59
				304	H	Longwood	67	42					84	N	Arizona	60	79
				170	A	UNC Asheville	58	56					137	N	SMU	61	69
				315	H	Charleston So.	63	55					106	N	Western Mich.	44	71
				260	H	High Point	82	70					296	H	Kennesaw St.	70	56
				282	A	Campbell	70	35					285	A	Winthrop	62	81

Non-Div I Games: Montreat 84 49 Bluefield Col. 64 51

Gardner-Webb

■ Loss,
 ■ Non-Conf, S Site,
 ■ Home
 ■ Away
 N Neutral

George Mason

Through Games Of Jan. 24, 2016

Average RPI Win:	217	WON-LOST	WINNING	LAST 10	STRENGTH OF	OPP. STRENGTH	TEAM	ADJ.	CONF.	ADJ CONF.
Average RPI Loss:	92	RECORD	PCT. RANK	GAMES	SCHEDULE	OF SCHEDULE	RPI	RPI	RPI	RPI
DIV. I ONLY	8- 12	226	4- 6	79	126	158	158	9	9	
DIV. I NON-CONF.	5- 8	209	2- 3	196	125	208	208	8	8	
TOTALS	RPI 1-25	RPI 26-50	W-L RECORDS	RPI 51-100	RPI 101-150	RPI 150+				
8- 12	0- 1	0- 2	OVERALL	1- 5	1- 1	6- 3				
5- 2	0- 1	0- 0	HOME	0- 0	1- 1	4- 0				
1- 9	0- 0	0- 2	AWAY	1- 4	0- 0	0- 3				
2- 1	0- 0	0- 0	NEUTRAL	0- 1	0- 0	2- 0				
5- 8	0- 0	0- 0	NON-CONFERENCE	0- 5	0- 1	5- 2				
3- 1	0- 0	0- 0	HOME	0- 0	0- 1	3- 0				
0- 6	0- 0	0- 0	AWAY	0- 4	0- 0	0- 2				
2- 1	0- 0	0- 0	NEUTRAL	0- 1	0- 0	2- 0				
3- 4	0- 1	0- 2	CONFERENCE	1- 0	1- 0	1- 1				
2- 1	0- 1	0- 0	HOME	0- 0	1- 0	1- 0				
1- 3	0- 0	0- 2	AWAY	1- 0	0- 0	0- 1				
0- 0	0- 0	0- 0	NEUTRAL	0- 0	0- 0	0- 0				

RPI 1-25				RPI 26-50				RPI 51-100				RPI 101+ Team's RPI: 158			
RPI	S	Opponent	Score	RPI	S	Opponent	Score	RPI	S	Opponent	Score	RPI	S	Opponent	Score
24	H	Duquesne	56 72	30	A	St. Bonaventure	55 70	53	N	Western Ky.	58 84	103	H	Georgetown	57 63
				33	A	George Washington	68 82	56	A	Utah	62 74	113	H	VCU	70 54
								63	A	Auburn	59 88	185	A	UNLV	59 67
								75	A	Virginia Tech	63 80	190	N	Tulsa	64 63
								84	A	Arizona	60 68	194	A	Fordham	54 66
								86	A	Saint Louis	73 63	201	A	Radford	63 66
												212	H	Delaware	90 83
												252	N	Pepperdine	71 63
												268	H	Towson	88 76
												272	H	La Salle	79 70
												339	H	Air Force	69 52
LAST 12 Division I GAMES:															
33	A	George Washington	68 82	86	A	Saint Louis	73 63								
113	H	VCU	70 54	84	A	Arizona	60 68								
30	A	St. Bonaventure	55 70	63	A	Auburn	59 88								
194	A	Fordham	54 66	339	H	Air Force	69 52								
272	H	La Salle	79 70	212	H	Delaware	90 83								
24	H	Duquesne	56 72	103	H	Georgetown	57 63								

Non-Div I Games:

George Mason

■ Loss,
 ■ Non-Conf,
 S Site,
 ■ Home
 ■ Away
 N Neutral

Average RPI Win:	146	WON-LOST	WINNING	LAST 10	STRENGTH OF	OPP. STRENGTH	TEAM	ADJ.	CONF.	ADJ CONF.
Average RPI Loss:	61	RECORD	PCT. RANK	GAMES	SCHEDULE	OF SCHEDULE	RPI	RPI	RPI	RPI
DIV. I ONLY	17- 3	16	10- 0	112	21	33	33	9	9	
DIV. I NON-CONF.	10- 3	62	5- 0	100	29	44	44	8	8	
TOTALS	RPI 1-25	RPI 26-50	W-L RECORDS	RPI 51-100	RPI 101-150	RPI 150+				
17- 3	1- 1	2- 0	OVERALL	2- 1	4- 1	8- 0				
9- 1	0- 0	0- 0	HOME	1- 1	1- 0	7- 0				
6- 1	1- 1	1- 0	AWAY	1- 0	3- 0	0- 0				
2- 1	0- 0	1- 0	NEUTRAL	0- 0	0- 1	1- 0				
10- 3	0- 1	1- 0	NON-CONFERENCE	1- 1	4- 1	4- 0				
5- 1	0- 0	0- 0	HOME	1- 1	1- 0	3- 0				
3- 1	0- 1	0- 0	AWAY	0- 0	3- 0	0- 0				
2- 1	0- 0	1- 0	NEUTRAL	0- 0	0- 1	1- 0				
7- 0	1- 0	1- 0	CONFERENCE	1- 0	0- 0	4- 0				
4- 0	0- 0	0- 0	HOME	0- 0	0- 0	4- 0				
3- 0	1- 0	1- 0	AWAY	1- 0	0- 0	0- 0				
0- 0	0- 0	0- 0	NEUTRAL	0- 0	0- 0	0- 0				

RPI 1-25				RPI 26-50				Team's RPI: 33				RPI 51-100				RPI 101+			
RPI	S	Opponent	Score	RPI	S	Opponent	Score	RPI	S	Opponent	Score	RPI	S	Opponent	Score	RPI	S	Opponent	Score
6	A	Stanford	63 84	41	A	Dayton	62 61	61	H	Villanova	78 70	105	N	Wright St.	71 77				
24	A	Duquesne	70 52	48	N	Iowa	81 77	71	H	FGCU	60 64	120	A	Fresno St.	61 53				
								82	A	Saint Joseph's	70 45	131	H	Iona	70 65				
												134	A	Illinois	70 57				
												136	A	Memphis	68 62				
												158	H	George Mason	82 68				
												182	H	Rhode Island	68 52				
												192	H	Grambling	85 58				
												218	H	Hartford	82 51				
												220	H	Massachusetts	67 50				
												228	N	Houston	82 78				
												240	H	American	78 48				
												272	H	La Salle	83 59				
LAST 12 Division I GAMES:																			
158	H	George Mason	82 68	82	A	Saint Joseph's	70 45												
220	H	Massachusetts	67 50	218	H	Hartford	82 51												
24	A	Duquesne	70 52	134	A	Illinois	70 57												
272	H	La Salle	83 59	131	H	Iona	70 65												
41	A	Dayton	62 61	61	H	Villanova	78 70												
182	H	Rhode Island	68 52	136	A	Memphis	68 62												

Non-Div I Games:

George Washington

Georgetown

Through Games Of Jan. 24, 2016

Average RPI Win:	187	WON-LOST	WINNING	LAST 10	STRENGTH OF	OPP. STRENGTH	TEAM	ADJ.	CONF.	ADJ CONF.
Average RPI Loss:	85	RECORD	PCT. RANK	GAMES	SCHEDULE	OF SCHEDULE	RPI	RPI	RPI	RPI
DIV. I ONLY	10- 9	162	1- 0	91	108	103	103	6	6	
DIV. I NON-CONF.	7- 3	91	1- 0	137	271	70	70	6	6	
TOTALS	RPI 1-25	RPI 26-50	W-L RECORDS	RPI 51-100	RPI 101-150	RPI 150+				
10- 9	0- 1	0- 3	OVERALL	2- 1	2- 3	6- 1				
5- 2	0- 1	0- 1	HOME	1- 0	1- 0	3- 0				
3- 7	0- 0	0- 2	AWAY	1- 1	0- 3	2- 1				
2- 0	0- 0	0- 0	NEUTRAL	0- 0	1- 0	1- 0				
7- 3	0- 0	0- 1	NON-CONFERENCE	1- 0	1- 2	5- 0				
3- 0	0- 0	0- 0	HOME	1- 0	0- 0	2- 0				
2- 3	0- 0	0- 1	AWAY	0- 0	0- 2	2- 0				
2- 0	0- 0	0- 0	NEUTRAL	0- 0	1- 0	1- 0				
3- 6	0- 1	0- 2	CONFERENCE	1- 1	1- 1	1- 1				
2- 2	0- 1	0- 1	HOME	0- 0	1- 0	1- 0				
1- 4	0- 0	0- 1	AWAY	1- 1	0- 1	0- 1				
0- 0	0- 0	0- 0	NEUTRAL	0- 0	0- 0	0- 0				

RPI S Opponent	Score	RPI S Opponent	Score	RPI S Opponent	Score	RPI S Opponent	Score	Team's RPI: 103
23 H Seton Hall	75 83	29 A DePaul	53 75	61 A Villanova	57 51	111 H Creighton	69 57	
		30 A St. Bonaventure	54 69	75 H Virginia Tech	73 56	124 A Alabama	66 78	
		34 H St. John's (NY)	60 65	92 A Marquette	72 87	128 N Quinnipiac	80 68	
						135 A Xavier	54 59	
						136 A Memphis	53 57	
						158 A George Mason	63 57	
						162 A Butler	76 82	
						212 H Delaware	61 50	
						216 H Providence	63 53	
						268 H Towson	82 46	
						298 A UMES	71 60	
						341 N St. Francis Brooklyn	74 52	
LAST 12 Division I GAMES:								
341 N St. Francis Brooklyn	74 52	216 H Providence	63 53					
61 A Villanova	57 51	111 H Creighton	69 57					
23 H Seton Hall	75 83	162 A Butler	76 82					
34 H St. John's (NY)	60 65	135 A Xavier	54 59					
92 A Marquette	72 87	268 H Towson	82 46					
29 A DePaul	53 75	124 A Alabama	66 78					

Non-Div I Games:

Georgetown

■ Loss,
 ■ Non-Conf, S Site,
 ■ Home
 ■ Away
 N Neutral

Georgia

Through Games Of Jan. 24, 2016

Average RPI Win:	160	WON-LOST	WINNING	LAST 10	STRENGTH OF	OPP. STRENGTH	TEAM	ADJ.	CONF.	ADJ CONF.
Average RPI Loss:	52	RECORD	PCT. RANK	GAMES	SCHEDULE	OF SCHEDULE	RPI	RPI	RPI	RPI
DIV. I ONLY	14- 6	74	1- 0	21	91	47	47	2	2	
DIV. I NON-CONF.	12- 1	10	1- 0	89	185	15	15	2	2	
TOTALS	RPI 1-25	RPI 26-50	W-L RECORDS	RPI 51-100	RPI 101-150	RPI 150+				
14- 6	2- 3	2- 1	OVERALL	0- 0	3- 2	7- 0				
10- 3	1- 1	1- 1	HOME	0- 0	2- 1	6- 0				
3- 3	0- 2	1- 0	AWAY	0- 0	1- 1	1- 0				
1- 0	1- 0	0- 0	NEUTRAL	0- 0	0- 0	0- 0				
12- 1	2- 1	0- 0	NON-CONFERENCE	0- 0	3- 0	7- 0				
9- 0	1- 0	0- 0	HOME	0- 0	2- 0	6- 0				
2- 1	0- 1	0- 0	AWAY	0- 0	1- 0	1- 0				
1- 0	1- 0	0- 0	NEUTRAL	0- 0	0- 0	0- 0				
2- 5	0- 2	2- 1	CONFERENCE	0- 0	0- 2	0- 0				
1- 3	0- 1	1- 1	HOME	0- 0	0- 1	0- 0				
1- 2	0- 1	1- 0	AWAY	0- 0	0- 1	0- 0				
0- 0	0- 0	0- 0	NEUTRAL	0- 0	0- 0	0- 0				

RPI 1-25				RPI 26-50				Team's RPI: 47	RPI 51-100				RPI 101+			
RPI	S	Opponent	Score	RPI	S	Opponent	Score		RPI	S	Opponent	Score	RPI	S	Opponent	Score
13	H	Kentucky	53 64	26	H	Missouri	48 54						101	H	Georgia Tech	78 66
16	N	BYU	66 58	32	A	Florida	71 61						105	A	Wright St.	63 57
18	A	Texas A&M	62 73	37	H	Mississippi St.	47 43						107	H	LSU	46 53
21	A	Michigan St.	45 66										124	A	Alabama	50 64
23	H	Seton Hall	70 52										148	H	Mercer	57 44
													206	H	Furman	77 39
													208	H	Stetson	76 55
													211	H	Cincinnati	60 42
													273	H	Tennessee Tech	81 48
													287	A	CSUN	83 58
													293	H	Ga. Southern	75 28
													296	H	Kennesaw St.	89 34
LAST 12 Division I GAMES:																
287	A	CSUN	83 58	26	H	Missouri	48 54									
107	H	LSU	46 53	18	A	Texas A&M	62 73									
37	H	Mississippi St.	47 43	273	H	Tennessee Tech	81 48									
124	A	Alabama	50 64	211	H	Cincinnati	60 42									
32	A	Florida	71 61	105	A	Wright St.	63 57									
13	H	Kentucky	53 64	206	H	Furman	77 39									

Non-Div I Games:

Georgia

■ Loss,
 ■ Non-Conf, S Site,
 ■ Home
 ■ Away
 N Neutral

Average RPI Win:	263	WON-LOST	WINNING	LAST 10	STRENGTH OF	OPP. STRENGTH	TEAM	ADJ.	CONF.	ADJ CONF.
Average RPI Loss:	194	RECORD	PCT. RANK	GAMES	SCHEDULE	OF SCHEDULE	RPI	RPI	RPI	RPI
DIV. I ONLY	8- 9	186	5- 5	305	300	264	264	16	16	
DIV. I NON-CONF.	5- 4	138	3- 1	312	333	241	241	15	15	
TOTALS	RPI 1-25	RPI 26-50	W-L RECORDS	RPI 51-100	RPI 101-150	RPI 150+				
8- 9	0- 0	0- 0	OVERALL	0- 2	0- 1	8- 6				
3- 6	0- 0	0- 0	HOME	0- 2	0- 0	3- 4				
4- 3	0- 0	0- 0	AWAY	0- 0	0- 1	4- 2				
1- 0	0- 0	0- 0	NEUTRAL	0- 0	0- 0	1- 0				
5- 4	0- 0	0- 0	NON-CONFERENCE	0- 1	0- 1	5- 2				
2- 2	0- 0	0- 0	HOME	0- 1	0- 0	2- 1				
2- 2	0- 0	0- 0	AWAY	0- 0	0- 1	2- 1				
1- 0	0- 0	0- 0	NEUTRAL	0- 0	0- 0	1- 0				
3- 5	0- 0	0- 0	CONFERENCE	0- 1	0- 0	3- 4				
1- 4	0- 0	0- 0	HOME	0- 1	0- 0	1- 3				
2- 1	0- 0	0- 0	AWAY	0- 0	0- 0	2- 1				
0- 0	0- 0	0- 0	NEUTRAL	0- 0	0- 0	0- 0				

RPI 1-25				RPI 26-50				RPI 51-100				RPI 101+				Team's RPI: 264	
RPI	S	Opponent	Score	RPI	S	Opponent	Score	RPI	S	Opponent	Score	RPI	S	Opponent	Score		
								79	H	Charlotte	71	83	124	A	Alabama	56	72
								98	H	La.-Lafayette	57	77	152	H	Troy	90	97
												167	A	Texas St.	71	80	
												191	A	Texas-Arlington	68	63	
												208	A	Stetson	80	72	
												248	H	South Ala.	52	60	
												254	A	Appalachian St.	80	75	
												269	N	Bethune-Cookman	68	61	
												270	H	La.-Monroe	65	52	
												273	A	Tennessee Tech	65	72	
												293	H	Ga. Southern	50	61	
												296	A	Kennesaw St.	66	62	
												306	H	Howard	65	58	
												309	H	Morehead St.	90	99	
												311	H	North Florida	76	63	
LAST 12 Division I GAMES:																	
				254	A	Appalachian St.	80	75				167	A	Texas St.	71	80	
				293	H	Ga. Southern	50	61				191	A	Texas-Arlington	68	63	
				98	H	La.-Lafayette	57	77				208	A	Stetson	80	72	
				270	H	La.-Monroe	65	52				269	N	Bethune-Cookman	68	61	
				248	H	South Ala.	52	60				311	H	North Florida	76	63	
				152	H	Troy	90	97				79	H	Charlotte	71	83	

Non-Div I Games:

Georgia St.

■ Loss,
 ■ Non-Conf,
 ■ S Site,
 ■ H Home
 ■ A Away
 N Neutral

Average RPI Win:	222	WON-LOST	WINNING	LAST 10	STRENGTH OF	OPP. STRENGTH	TEAM	ADJ.	CONF.	ADJ CONF.
Average RPI Loss:	46	RECORD	PCT. RANK	GAMES	SCHEDULE	OF SCHEDULE	RPI	RPI	RPI	RPI
DIV. I ONLY	12- 8	117	5- 5	84	116	101	101	5	5	
DIV. I NON-CONF.	10- 3	62	5- 0	192	310	98	98	5	5	
TOTALS	RPI 1-25	RPI 26-50	W-L RECORDS	RPI 51-100	RPI 101-150	RPI 150+				
12- 8	0- 3	0- 2	OVERALL	0- 2	4- 1	8- 0				
9- 2	0- 1	0- 0	HOME	0- 1	3- 0	6- 0				
2- 5	0- 2	0- 2	AWAY	0- 1	1- 0	1- 0				
1- 1	0- 0	0- 0	NEUTRAL	0- 0	0- 1	1- 0				
10- 3	0- 0	0- 1	NON-CONFERENCE	0- 1	3- 1	7- 0				
8- 0	0- 0	0- 0	HOME	0- 0	2- 0	6- 0				
1- 2	0- 0	0- 1	AWAY	0- 1	1- 0	0- 0				
1- 1	0- 0	0- 0	NEUTRAL	0- 0	0- 1	1- 0				
2- 5	0- 3	0- 1	CONFERENCE	0- 1	1- 0	1- 0				
1- 2	0- 1	0- 0	HOME	0- 1	1- 0	0- 0				
1- 3	0- 2	0- 1	AWAY	0- 0	0- 0	1- 0				
0- 0	0- 0	0- 0	NEUTRAL	0- 0	0- 0	0- 0				

RPI 1-25				RPI 26-50				RPI 51-100				RPI 101+ Team's RPI: 101			
RPI	S	Opponent	Score	RPI	S	Opponent	Score	RPI	S	Opponent	Score	RPI	S	Opponent	Score
1	A	Notre Dame	76 85	45	A	North Carolina St.	57 65	54	A	Indiana	60 69	108	N	UNI	58 61
14	A	Florida St.	69 75	47	A	Georgia	66 78	85	H	Virginia	67 78	109	H	North Carolina	80 73
15	H	Louisville	65 78									124	H	Alabama	70 58
												133	A	IUPUI	60 50
												143	H	Samford	66 55
												164	H	Loyola Chicago	84 77
												231	A	Clemson	76 63
												239	H	USC Upstate	87 46
												260	N	High Point	81 61
												263	H	Prairie View	96 48
												321	H	Southeastern La.	102 49
												330	H	Alabama St.	80 54
												341	H	St. Francis Brooklyn	89 51
LAST 12 Division I GAMES:															
231	A	Clemson	76 63	1	A	Notre Dame	76 85	133	A	IUPUI	60 50				
85	H	Virginia	67 78	124	H	Alabama	70 58	263	H	Prairie View	96 48				
109	H	North Carolina	80 73	143	H	Samford	66 55	239	H	USC Upstate	87 46				
14	A	Florida St.	69 75	45	A	North Carolina St.	57 65								
45	A	North Carolina St.	57 65	15	H	Louisville	65 78								

Non-Div I Games:

Georgia Tech

Average RPI Win:	187	WON-LOST	WINNING	LAST 10	STRENGTH OF	OPP. STRENGTH	TEAM	ADJ.	CONF.	ADJ CONF.
Average RPI Loss:	45	RECORD	PCT. RANK	GAMES	SCHEDULE	OF SCHEDULE	RPI	RPI	RPI	RPI
DIV. I ONLY	14- 7	84	7- 3	78	78	76	76	8	8	
DIV. I NON-CONF.	8- 4	100	2- 1	92	55	94	94	9	9	
TOTALS	RPI 1-25	RPI 26-50	W-L RECORDS	RPI 51-100	RPI 101-150	RPI 150+				
14- 7	0- 3	2- 1	OVERALL	1- 2	2- 1	9- 0				
9- 3	0- 2	1- 1	HOME	1- 0	2- 0	5- 0				
5- 3	0- 1	1- 0	AWAY	0- 2	0- 0	4- 0				
0- 1	0- 0	0- 0	NEUTRAL	0- 0	0- 1	0- 0				
8- 4	0- 2	2- 0	NON-CONFERENCE	0- 1	0- 1	6- 0				
6- 2	0- 2	1- 0	HOME	0- 0	0- 0	5- 0				
2- 1	0- 0	1- 0	AWAY	0- 1	0- 0	1- 0				
0- 1	0- 0	0- 0	NEUTRAL	0- 0	0- 1	0- 0				
6- 3	0- 1	0- 1	CONFERENCE	1- 1	2- 0	3- 0				
3- 1	0- 0	0- 1	HOME	1- 0	2- 0	0- 0				
3- 2	0- 1	0- 0	AWAY	0- 1	0- 0	3- 0				
0- 0	0- 0	0- 0	NEUTRAL	0- 0	0- 0	0- 0				

RPI 1-25				RPI 26-50				RPI 51-100				RPI 101+			
RPI	S	Opponent	Score	RPI	S	Opponent	Score	RPI	S	Opponent	Score	RPI	S	Opponent	Score
6	H	Stanford	48 65	41	A	Dayton	57 47	52	A	Washington St.	48 55	109	N	North Carolina	62 67
16	A	BYU	54 58	42	H	West Virginia	62 57	64	A	San Diego	54 63	116	H	San Francisco	68 47
19	H	Southern California	56 60	50	H	St. Mary's (CA)	68 69	68	H	Santa Clara	53 44	145	H	Pacific	68 61
Team's RPI: 76															
LAST 12 Division I GAMES:															
145	H	Pacific	68 61	116	H	San Francisco	68 47	249	A	Loyola Marymount	66 59	271	A	Portland	71 63
50	H	St. Mary's (CA)	68 69	249	A	Pepperdine	74 57	279	A	Colgate	80 50	279	A	Colgate	80 50
64	A	San Diego	54 63	41	A	Dayton	57 47	52	A	Washington St.	48 55	339	H	Air Force	88 35
16	A	BYU	54 58												
271	A	Portland	71 63												
68	H	Santa Clara	53 44												

Non-Div I Games:

Gonzaga

■ Loss,
 ■ Non-Conf, S Site,
 ■ Home
 ■ Away
 N Neutral

Grambling

Through Games Of Jan. 24, 2016

Average RPI Win:	314	WON-LOST	WINNING	LAST 10	STRENGTH OF	OPP. STRENGTH	TEAM	ADJ.	CONF.	ADJ CONF.
Average RPI Loss:	125	RECORD	PCT. RANK	GAMES	SCHEDULE	OF SCHEDULE	RPI	RPI	RPI	RPI
DIV. I ONLY	6- 10	236	6- 4	162	302	192	192	32	32	
DIV. I NON-CONF.	1- 8	320	1- 4	23	117	184	184	30	30	
TOTALS	RPI 1-25	RPI 26-50	W-L RECORDS	RPI 51-100	RPI 101-150	RPI 150+				
6- 10	0- 1	0- 2	OVERALL	0- 0	0- 2	6- 5				
3- 1	0- 0	0- 0	HOME	0- 0	0- 0	3- 1				
3- 9	0- 0	0- 0	AWAY	0- 0	0- 1	3- 2				
0- 0	0- 0	0- 0	NEUTRAL	0- 0	0- 0	0- 0				
1- 8	0- 1	0- 2	NON-CONFERENCE	0- 0	0- 2	1- 3				
0- 0	0- 0	0- 0	HOME	0- 0	0- 0	0- 0				
1- 8	0- 1	0- 2	AWAY	0- 0	0- 2	1- 3				
0- 0	0- 0	0- 0	NEUTRAL	0- 0	0- 0	0- 0				
5- 2	0- 0	0- 0	CONFERENCE	0- 0	0- 0	5- 2				
3- 1	0- 0	0- 0	HOME	0- 0	0- 0	3- 1				
2- 1	0- 0	0- 0	AWAY	0- 0	0- 0	2- 1				
0- 0	0- 0	0- 0	NEUTRAL	0- 0	0- 0	0- 0				

RPI 1-25				RPI 26-50				RPI 51-100				RPI 101+ Team's RPI: 192			
RPI	S	Opponent	Score	RPI	S	Opponent	Score	RPI	S	Opponent	Score	RPI	S	Opponent	Score
4	A	Baylor	42 96	33	A	George Washington	58 85					122	A	Texas Tech	55 70
				37	A	Mississippi St.	43 107					124	A	Alabama	57 72
												157	A	Northwestern St.	62 71
												161	A	William & Mary	55 74
												169	A	Southern U.	68 80
												190	A	Tulsa	51 79
												251	H	Texas Southern	50 62
												263	H	Prairie View	69 66
												301	A	Nicholls St.	69 65
												317	A	Alcorn	85 76
												326	A	Jackson St.	79 58
												330	H	Alabama St.	89 69
												346	H	Alabama A&M	75 56
LAST 12 Division I GAMES:															
326	A	Jackson St.	79 58	346	H	Alabama A&M	75 56								
251	H	Texas Southern	50 62	301	A	Nicholls St.	69 65								
263	H	Prairie View	69 66	124	A	Alabama	57 72								
317	A	Alcorn	85 76	122	A	Texas Tech	55 70								
169	A	Southern U.	68 80	157	A	Northwestern St.	62 71								
330	H	Alabama St.	89 69	4	A	Baylor	42 96								

Non-Div I Games: Southern-N.O. 73 61 LSU-Alexandria 106 50

Grambling

Loss, Non-Conf, S Site, H Home A Away N Neutral

Grand Canyon

Through Games Of Jan. 24, 2016

Average RPI Win:	266	WON-LOST	WINNING	LAST 10	STRENGTH OF	OPP. STRENGTH	TEAM	ADJ.	CONF.	ADJ CONF.
Average RPI Loss:	138	RECORD	PCT. RANK	GAMES	SCHEDULE	OF SCHEDULE	RPI	RPI	RPI	RPI
DIV. I ONLY	7- 11	232	3- 5	249	214	245	245	25	25	
DIV. I NON-CONF.	5- 8	209	3- 2	234	158	235	235	25	25	
TOTALS	RPI 1-25	RPI 26-50	W-L RECORDS	RPI 51-100	RPI 101-150	RPI 150+				
7- 11	0- 1	0- 2	OVERALL	0- 2	1- 1	6- 5				
3- 4	0- 0	0- 0	HOME	0- 1	1- 0	2- 3				
4- 3	0- 0	0- 0	AWAY	0- 0	0- 0	4- 0				
0- 4	0- 1	0- 2	NEUTRAL	0- 0	0- 0	0- 1				
5- 8	0- 1	0- 2	NON-CONFERENCE	0- 2	1- 0	4- 3				
2- 3	0- 0	0- 0	HOME	0- 1	1- 0	1- 2				
3- 1	0- 0	0- 0	AWAY	0- 1	0- 0	3- 0				
0- 4	0- 1	0- 2	NEUTRAL	0- 0	0- 0	0- 1				
2- 3	0- 0	0- 0	CONFERENCE	0- 0	0- 1	2- 2				
1- 1	0- 0	0- 0	HOME	0- 0	0- 0	1- 1				
1- 2	0- 0	0- 0	AWAY	0- 0	0- 1	1- 1				
0- 0	0- 0	0- 0	NEUTRAL	0- 0	0- 0	0- 0				

RPI 1-25				RPI 26-50				RPI 51-100				RPI 101+ Team's RPI: 245			
RPI	S	Opponent	Score	RPI	S	Opponent	Score	RPI	S	Opponent	Score	RPI	S	Opponent	Score
19	N	Southern California	44 75	38	N	Abilene Christian	71 75	73	H	UC Riverside	67 85	110	A	New Mexico St.	58 60
				42	N	West Virginia	50 68	76	A	Gonzaga	44 70	139	H	Oral Roberts	66 64
												155	H	Hawaii	41 74
												174	H	Northern Colo.	69 59
												178	A	UTRGV	28 52
												226	A	Utah Valley	61 53
												248	H	South Ala.	56 59
												277	H	UMKC	57 63
												307	N	Fairleigh Dickinson	68 74
												314	A	UC Irvine	58 53
												334	A	North Dakota St.	76 67
												338	H	Chicago St.	74 36
												339	A	Air Force	73 39
LAST 12 Division I GAMES:															
277	H	UMKC	57 63	174	H	Northern Colo.	69 59								
338	H	Chicago St.	74 36	248	H	South Ala.	56 59								
226	A	Utah Valley	61 53	314	A	UC Irvine	58 53								
110	A	New Mexico St.	58 60	334	A	North Dakota St.	76 67								
178	A	UTRGV	28 52	339	A	Air Force	73 39								
73	H	UC Riverside	67 85	38	N	Abilene Christian	71 75								

Non-Div I Games: Western St. 77 40 San Diego Christian 60 40 Arizona Christian 87 54

Grand Canyon

Loss, Non-Conf, S Site, H Home A Away N Neutral

Average RPI Win:	135	WON-LOST	WINNING	LAST 10	STRENGTH OF	OPP. STRENGTH	TEAM	ADJ.	CONF.	ADJ CONF.
Average RPI Loss:	63	RECORD	PCT. RANK	GAMES	SCHEDULE	OF SCHEDULE	RPI	RPI	RPI	RPI
DIV. I ONLY	17- 2	8	10- 0	54	69	12	12	14	14	
DIV. I NON-CONF.	10- 2	33	5- 0	35	9	11	11	14	14	
TOTALS	RPI 1-25	RPI 26-50	W-L RECORDS	RPI 51-100	RPI 101-150	RPI 150+				
17- 2	0- 0	1- 1	OVERALL	4- 1	4- 0	8- 0				
8- 0	0- 0	1- 0	HOME	3- 0	1- 0	3- 0				
8- 0	0- 0	0- 0	AWAY	0- 0	3- 0	5- 0				
1- 2	0- 0	0- 1	NEUTRAL	1- 1	0- 0	0- 0				
10- 2	0- 0	1- 1	NON-CONFERENCE	4- 1	2- 0	3- 0				
6- 0	0- 0	1- 0	HOME	3- 0	1- 0	1- 0				
3- 0	0- 0	0- 0	AWAY	0- 0	1- 0	2- 0				
1- 2	0- 0	0- 1	NEUTRAL	1- 1	0- 0	0- 0				
7- 0	0- 0	0- 0	CONFERENCE	0- 0	2- 0	5- 0				
2- 0	0- 0	0- 0	HOME	0- 0	0- 0	2- 0				
5- 0	0- 0	0- 0	AWAY	0- 0	2- 0	3- 0				
0- 0	0- 0	0- 0	NEUTRAL	0- 0	0- 0	0- 0				

RPI S	Opponent	Score	RPI S	Opponent	Score	RPI S	Opponent	Score	RPI S	Opponent	Score
40	N Rutgers	43 54	41	H Dayton	68 52	51	H Vanderbilt	58 56	102	A Youngstown St.	68 60
						65	H South Dakota St.	58 57	105	A Wright St.	63 58
						66	N Tulane	79 58	112	A Drake	86 61
						85	N Virginia	59 68	117	H Belmont	66 62
						92	H Marquette	75 55	162	A Butler	55 46
									164	H Loyola Chicago	65 51
									165	A Wisconsin	72 58
									172	A Milwaukee	63 42
									180	H Valparaiso	81 42
									187	A Northern Ky.	81 73
									219	H Ill.-Chicago	64 22
									299	A Cleveland St.	66 45
LAST 12 Division I GAMES:											
105	A Wright St.	63 58	172	A Milwaukee	63 42						
187	A Northern Ky.	81 73	41	H Dayton	68 52						
219	H Ill.-Chicago	64 22	117	H Belmont	66 62						
180	H Valparaiso	81 42	65	H South Dakota St.	58 57						
102	A Youngstown St.	68 60	164	H Loyola Chicago	65 51						
299	A Cleveland St.	66 45	165	A Wisconsin	72 58						

Non-Div I Games:

Green Bay

■ Loss,
 ■ Non-Conf, S Site,
 ■ Home
 ■ Away
 N Neutral

Average RPI Win:	253	WON-LOST	WINNING	LAST 10	STRENGTH OF	OPP. STRENGTH	TEAM	ADJ.	CONF.	ADJ CONF.
Average RPI Loss:	101	RECORD	PCT. RANK	GAMES	SCHEDULE	OF SCHEDULE	RPI	RPI	RPI	RPI
DIV. I ONLY	7- 12	239	6- 4	57	227	151	151	30	30	
DIV. I NON-CONF.	2- 11	306	2- 4	6	85	146	146	31	31	
TOTALS	RPI 1-25	RPI 26-50	W-L RECORDS	RPI 51-100	RPI 101-150	RPI 150+				
7- 12	0- 2	0- 1	OVERALL	0- 6	1- 0	6- 3				
2- 4	0- 0	0- 0	HOME	0- 2	0- 0	2- 2				
3- 8	0- 2	0- 1	AWAY	0- 4	0- 0	3- 1				
2- 0	0- 0	0- 0	NEUTRAL	0- 0	1- 0	1- 0				
2- 11	0- 2	0- 1	NON-CONFERENCE	0- 6	1- 0	1- 2				
0- 3	0- 0	0- 0	HOME	0- 2	0- 0	0- 1				
0- 8	0- 2	0- 1	AWAY	0- 4	0- 0	0- 1				
2- 0	0- 0	0- 0	NEUTRAL	0- 0	1- 0	1- 0				
5- 1	0- 0	0- 0	CONFERENCE	0- 0	0- 0	5- 1				
2- 1	0- 0	0- 0	HOME	0- 0	0- 0	2- 1				
3- 0	0- 0	0- 0	AWAY	0- 0	0- 0	3- 0				
0- 0	0- 0	0- 0	NEUTRAL	0- 0	0- 0	0- 0				

RPI 1-25				RPI 26-50				RPI 51-100				RPI 101+ Team's RPI: 151			
RPI	S	Opponent	Score	RPI	S	Opponent	Score	RPI	S	Opponent	Score	RPI	S	Opponent	Score
2	A	South Carolina	48 86	31	A	UTEP	54 78	52	A	Washington St.	61 68	142	N	Wake Forest	47 42
8	A	Texas	52 79					58	A	Princeton	55 79	182	N	Rhode Island	59 54
								70	H	James Madison	56 68	208	A	Stetson	59 68
								77	A	Iowa St.	59 95	217	H	Lehigh	56 63
								83	A	Oregon	51 86	238	A	Morgan St.	65 51
								96	H	Drexel	36 57	269	H	Bethune-Cookman	60 45
												283	A	N.C. A&T	55 52
												310	H	Savannah St.	65 53
												313	H	Florida A&M	59 66
												348	A	N.C. Central	76 42
LAST 12 Division I GAMES:															
310	H	Savannah St.	65 53	208	A	Stetson	59 68								
348	A	N.C. Central	76 42	182	N	Rhode Island	59 54								
283	A	N.C. A&T	55 52	142	N	Wake Forest	47 42								
313	H	Florida A&M	59 66	217	H	Lehigh	56 63								
269	H	Bethune-Cookman	60 45	2	A	South Carolina	48 86								
58	A	Princeton	55 79	238	A	Morgan St.	65 51								

Non-Div I Games:

Hampton

■ Loss,
 ■ Non-Conf,
 ■ S Site,
 ■ H Home
 ■ A Away
 N Neutral

Average RPI Win:	262	WON-LOST	WINNING	LAST 10	STRENGTH OF	OPP. STRENGTH	TEAM	ADJ.	CONF.	ADJ CONF.
Average RPI Loss:	131	RECORD	PCT. RANK	GAMES	SCHEDULE	OF SCHEDULE	RPI	RPI	RPI	RPI
DIV. I ONLY	8- 11	211	4- 6	194	203	218	218	15	15	
DIV. I NON-CONF.	4- 9	245	0- 6	142	183	222	222	16	16	
TOTALS	RPI 1-25	RPI 26-50	W-L RECORDS	RPI 51-100	RPI 101-150	RPI 150+				
8- 11	0- 1	0- 1	OVERALL	0- 4	0- 1	8- 4				
6- 3	0- 1	0- 0	HOME	0- 0	0- 0	6- 2				
2- 8	0- 0	0- 1	AWAY	0- 4	0- 1	2- 2				
0- 0	0- 0	0- 0	NEUTRAL	0- 0	0- 0	0- 0				
4- 9	0- 1	0- 1	NON-CONFERENCE	0- 3	0- 1	4- 3				
3- 2	0- 1	0- 0	HOME	0- 0	0- 0	3- 1				
1- 7	0- 0	0- 1	AWAY	0- 3	0- 1	1- 2				
0- 0	0- 0	0- 0	NEUTRAL	0- 0	0- 0	0- 0				
4- 2	0- 0	0- 0	CONFERENCE	0- 1	0- 0	4- 1				
3- 1	0- 0	0- 0	HOME	0- 0	0- 0	3- 1				
1- 1	0- 0	0- 0	AWAY	0- 1	0- 0	1- 0				
0- 0	0- 0	0- 0	NEUTRAL	0- 0	0- 0	0- 0				

RPI 1-25				RPI 26-50				RPI 51-100				RPI 101+				Team's RPI: 218	
RPI	S	Opponent	Score	RPI	S	Opponent	Score	RPI	S	Opponent	Score	RPI	S	Opponent	Score		
10	H	Arizona St.	29 60	33	A	George Washington	51 82	71	A	FGCU	44 64	128	A	Quinnipiac	69 71		
								74	A	Boston College	28 62	153	H	Cornell	53 50		
								78	A	Michigan	47 83	197	H	UMBC	65 57		
								100	A	Stony Brook	35 58	210	H	Binghamton	47 53		
												216	A	Providence	50 69		
												220	A	Massachusetts	57 63		
												246	H	New Hampshire	48 44		
												257	A	Sacred Heart	68 67		
												288	A	Vermont	51 47		
												300	H	Central Conn. St.	49 41		
												305	H	Dartmouth	36 43		
												322	H	UMass Lowell	72 59		
												332	H	Lafayette	55 50		
LAST 12 Division I GAMES:																	
246	H	New Hampshire	48 44	71	A	FGCU	44 64										
197	H	UMBC	65 57	33	A	George Washington	51 82										
100	A	Stony Brook	35 58	220	A	Massachusetts	57 63										
288	A	Vermont	51 47	10	H	Arizona St.	29 60										
210	H	Binghamton	47 53	305	H	Dartmouth	36 43										
322	H	UMass Lowell	72 59	74	A	Boston College	28 62										

Non-Div I Games:

Hartford

■ Loss,
■ Non-Conf,
■ S Site,
■ H Home
■ A Away
N Neutral

Average RPI Win:	233	WON-LOST	WINNING	LAST 10	STRENGTH OF	OPP. STRENGTH	TEAM	ADJ.	CONF.	ADJ CONF.
Average RPI Loss:	130	RECORD	PCT. RANK	GAMES	SCHEDULE	OF SCHEDULE	RPI	RPI	RPI	RPI
DIV. I ONLY	6- 9	226	3- 7	188	174	204	204	12	12	
DIV. I NON-CONF.	5- 8	209	4- 6	157	128	178	178	13	13	
TOTALS	RPI 1-25	RPI 26-50	W-L RECORDS	RPI 51-100	RPI 101-150	RPI 150+				
6- 9	0- 0	0- 1	OVERALL	0- 5	2- 0	4- 3				
2- 3	0- 0	0- 0	HOME	0- 2	0- 0	2- 1				
3- 6	0- 0	0- 1	AWAY	0- 3	1- 0	2- 2				
1- 0	0- 0	0- 0	NEUTRAL	0- 0	1- 0	0- 0				
5- 8	0- 0	0- 1	NON-CONFERENCE	0- 5	2- 0	3- 2				
2- 2	0- 0	0- 0	HOME	0- 2	0- 0	2- 0				
2- 6	0- 0	0- 1	AWAY	0- 3	1- 0	1- 2				
1- 0	0- 0	0- 0	NEUTRAL	0- 0	1- 0	0- 0				
1- 1	0- 0	0- 0	CONFERENCE	0- 0	0- 0	1- 1				
0- 1	0- 0	0- 0	HOME	0- 0	0- 0	0- 1				
1- 0	0- 0	0- 0	AWAY	0- 0	0- 0	1- 0				
0- 0	0- 0	0- 0	NEUTRAL	0- 0	0- 0	0- 0				

RPI 1-25				RPI 26-50				RPI 51-100				RPI 101+				Team's RPI: 204	
RPI	S	Opponent	Score	RPI	S	Opponent	Score	RPI	S	Opponent	Score	RPI	S	Opponent	Score		
				36	A	South Fla.	59 86	67	A	Chattanooga	58 62	127	N	Toledo	76 70		
								71	A	FGCU	65 74	143	A	Samford	60 54		
								87	H	Eastern Mich.	81 85	182	A	Rhode Island	52 56		
								91	H	Maine	53 64	220	H	Massachusetts	67 65		
								100	A	Stony Brook	63 64	229	A	Fairfield	50 67		
												258	A	Rice	67 61		
												305	A	Dartmouth	56 43		
												305	H	Dartmouth	64 70		
												347	H	Boston U.	73 55		
LAST 12 Division I GAMES:																	
305	H	Dartmouth	64 70	87	H	Eastern Mich.	81 85										
305	A	Dartmouth	56 43	71	A	FGCU	65 74										
67	A	Chattanooga	58 62	36	A	South Fla.	59 86										
143	A	Samford	60 54	258	A	Rice	67 61										
100	A	Stony Brook	63 64	347	H	Boston U.	73 55										
229	A	Fairfield	50 67	127	N	Toledo	76 70										

Non-Div I Games:

Harvard

■ Loss,
■ Non-Conf,
■ S Site,
■ H Home
■ A Away
N Neutral

Average RPI Win:	248	WON-LOST	WINNING	LAST 10	STRENGTH OF	OPP. STRENGTH	TEAM	ADJ.	CONF.	ADJ CONF.
Average RPI Loss:	79	RECORD	PCT. RANK	GAMES	SCHEDULE	OF SCHEDULE	RPI	RPI	RPI	RPI
DIV. I ONLY	10- 9	162	6- 4	172	111	155	155	22	22	
DIV. I NON-CONF.	7- 6	156	3- 3	108	35	120	120	21	21	
TOTALS	RPI 1-25	RPI 26-50	W-L RECORDS	RPI 51-100	RPI 101-150	RPI 150+				
10- 9	0- 4	0- 0	OVERALL	0- 3	0- 0	10- 2				
3- 5	0- 2	0- 0	HOME	0- 3	0- 0	3- 0				
7- 2	0- 0	0- 0	AWAY	0- 0	0- 0	7- 2				
0- 2	0- 2	0- 0	NEUTRAL	0- 0	0- 0	0- 0				
7- 6	0- 4	0- 0	NON-CONFERENCE	0- 2	0- 0	7- 0				
2- 4	0- 2	0- 0	HOME	0- 2	0- 0	2- 0				
5- 0	0- 0	0- 0	AWAY	0- 0	0- 0	5- 0				
0- 2	0- 2	0- 0	NEUTRAL	0- 0	0- 0	0- 0				
3- 3	0- 0	0- 0	CONFERENCE	0- 1	0- 0	3- 2				
1- 1	0- 0	0- 0	HOME	0- 1	0- 0	1- 0				
2- 2	0- 0	0- 0	AWAY	0- 0	0- 0	2- 2				
0- 0	0- 0	0- 0	NEUTRAL	0- 0	0- 0	0- 0				

RPI 1-25				RPI 26-50				RPI 51-100				RPI 101+ Team's RPI: 155			
RPI	S	Opponent	Score	RPI	S	Opponent	Score	RPI	S	Opponent	Score	RPI	S	Opponent	Score
2	H	South Carolina	51 67					52	H	Washington St.	52 62	159	A	Long Beach St.	67 55
10	H	Arizona St.	49 75					57	H	Penn	54 64	196	A	Sacramento St.	74 72
16	N	BYU	56 67					73	H	UC Riverside	74 77	199	A	UC Davis	58 60
18	N	Texas A&M	41 82									237	A	San Jose St.	76 73
												245	A	Grand Canyon	74 41
												249	H	Loyola Marymount	65 51
												262	A	CSU Bakersfield	65 55
												262	H	CSU Bakersfield	74 60
												266	A	Northern Ariz.	61 52
												287	A	CSUN	60 63
												287	H	CSUN	77 50
												314	A	UC Irvine	83 65
LAST 12 Division I GAMES:															
287	A	CSUN	60 63	57	H	Penn	54 64								
314	A	UC Irvine	83 65	262	A	CSU Bakersfield	65 55								
73	H	UC Riverside	74 77	237	A	San Jose St.	76 73								
287	H	CSUN	77 50	196	A	Sacramento St.	74 72								
199	A	UC Davis	58 60	18	N	Texas A&M	41 82								
159	A	Long Beach St.	67 55	16	N	BYU	56 67								

Non-Div I Games:

Hawaii

■ Loss,
 ■ Non-Conf, S Site,
 ■ Home
 ■ Away
 N Neutral

Average RPI Win:	272	WON-LOST	WINNING	LAST 10	STRENGTH OF	OPP. STRENGTH	TEAM	ADJ.	CONF.	ADJ CONF.
Average RPI Loss:	157	RECORD	PCT. RANK	GAMES	SCHEDULE	OF SCHEDULE	RPI	RPI	RPI	RPI
DIV. I ONLY	5- 12	275	4- 6	176	278	260	260	26	26	
DIV. I NON-CONF.	0- 8	338	0- 3	58	103	285	285	27	27	
TOTALS	RPI 1-25	RPI 26-50	W-L RECORDS	RPI 51-100	RPI 101-150	RPI 150+				
5- 12	0- 1	0- 1	OVERALL	0- 1	0- 3	5- 6				
3- 4	0- 0	0- 0	HOME	0- 0	0- 1	3- 3				
2- 6	0- 1	0- 1	AWAY	0- 1	0- 0	2- 3				
0- 2	0- 0	0- 0	NEUTRAL	0- 0	0- 2	0- 0				
0- 8	0- 1	0- 1	NON-CONFERENCE	0- 1	0- 3	0- 2				
0- 2	0- 0	0- 0	HOME	0- 0	0- 1	0- 1				
0- 4	0- 1	0- 1	AWAY	0- 1	0- 0	0- 1				
0- 2	0- 0	0- 0	NEUTRAL	0- 0	0- 2	0- 0				
5- 4	0- 0	0- 0	CONFERENCE	0- 0	0- 0	5- 4				
3- 2	0- 0	0- 0	HOME	0- 0	0- 0	3- 2				
2- 2	0- 0	0- 0	AWAY	0- 0	0- 0	2- 2				
0- 0	0- 0	0- 0	NEUTRAL	0- 0	0- 0	0- 0				

RPI 1-25				RPI 26-50				RPI 51-100				RPI 101+ Team's RPI: 260			
RPI	S	Opponent	Score	RPI	S	Opponent	Score	RPI	S	Opponent	Score	RPI	S	Opponent	Score
25	A	Maryland	50 105	45	A	North Carolina St.	48 89	88	A	Elon	69 80	101	N	Georgia Tech	61 81
												113	H	VCU	39 69
												149	N	UAB	46 56
												170	H	UNC Asheville	81 82
												175	H	Davidson	60 62
												201	H	Radford	71 66
												209	A	Gardner-Webb	70 82
												223	A	Presbyterian	70 82
												276	A	UNCG	72 82
												282	A	Campbell	69 55
												285	A	Winthrop	74 67
												289	H	Coastal Caro.	53 52
												304	H	Longwood	79 68
												315	H	Charleston So.	62 64
LAST 12 Division I GAMES:															
170	H	UNC Asheville	81 82	223	A	Presbyterian	70 82								
285	A	Winthrop	74 67	88	A	Elon	69 80								
282	A	Campbell	69 55	113	H	VCU	39 69								
289	H	Coastal Caro.	53 52	201	H	Radford	71 66								
209	A	Gardner-Webb	70 82	304	H	Longwood	79 68								
315	H	Charleston So.	62 64	101	N	Georgia Tech	61 81								

Non-Div I Games: Greensboro 82 49

High Point

■ Loss,
 ■ Non-Conf,
 ■ S Site,
 ■ H Home
 ■ A Away
 N Neutral

Average RPI Win:	205	WON-LOST	WINNING	LAST 10	STRENGTH OF	OPP. STRENGTH	TEAM	ADJ.	CONF.	ADJ CONF.
Average RPI Loss:	106	RECORD	PCT. RANK	GAMES	SCHEDULE	OF SCHEDULE	RPI	RPI	RPI	RPI
DIV. I ONLY	15- 3	22	8- 2	226	145	72	72	13	13	
DIV. I NON-CONF.	9- 2	38	4- 1	231	121	76	76	11	11	
TOTALS	RPI 1-25	RPI 26-50	W-L RECORDS	RPI 51-100	RPI 101-150	RPI 150+				
15- 3	0- 1	0- 0	OVERALL	2- 1	1- 0	12- 1				
8- 0	0- 0	0- 0	HOME	2- 0	1- 0	5- 0				
6- 2	0- 0	0- 0	AWAY	0- 1	0- 0	6- 1				
1- 1	0- 1	0- 0	NEUTRAL	0- 0	0- 0	1- 0				
9- 2	0- 1	0- 0	NON-CONFERENCE	2- 0	1- 0	6- 1				
4- 0	0- 0	0- 0	HOME	2- 0	1- 0	1- 0				
4- 1	0- 0	0- 0	AWAY	0- 0	0- 0	4- 1				
1- 1	0- 1	0- 0	NEUTRAL	0- 0	0- 0	1- 0				
6- 1	0- 0	0- 0	CONFERENCE	0- 1	0- 0	6- 0				
4- 0	0- 0	0- 0	HOME	0- 0	0- 0	4- 0				
2- 1	0- 0	0- 0	AWAY	0- 1	0- 0	2- 0				
0- 0	0- 0	0- 0	NEUTRAL	0- 0	0- 0	0- 0				

RPI 1-25				RPI 26-50				RPI 51-100				Team's RPI: 72	RPI 101+			
RPI	S	Opponent	Score	RPI	S	Opponent	Score	RPI	S	Opponent	Score		RPI	S	Opponent	Score
9	N	Oregon St.	50 73					82	H	Saint Joseph's	75 62		121	H	Buffalo	79 36
								88	A	Elon	60 61		161	H	William & Mary	75 45
								100	H	Stony Brook	71 66		179	H	Northeastern	75 50
													195	A	Marist	71 67
													198	A	Col. of Charleston	62 58
													212	H	Delaware	58 49
													220	A	Massachusetts	56 57
													229	A	Fairfield	67 53
													240	A	American	60 51
													250	A	UNCW	68 64
													253	H	Navy	65 63
													268	H	Towson	64 60
													289	N	Coastal Caro.	82 40
													297	A	Delaware St.	66 49
LAST 12 Division I GAMES:																
268	H	Towson	64 60	212	H	Delaware	58 49									
179	H	Northeastern	75 50	297	A	Delaware St.	66 49									
161	H	William & Mary	75 45	195	A	Marist	71 67									
250	A	UNCW	68 64	220	A	Massachusetts	56 57									
198	A	Col. of Charleston	62 58	82	H	Saint Joseph's	75 62									
88	A	Elon	60 61	121	H	Buffalo	79 36									

Non-Div I Games:

Hofstra

■ Loss,
 ■ Non-Conf, S Site,
 ■ Home
 ■ Away
 N Neutral

Holy Cross

Through Games Of Jan. 24, 2016

Average RPI Win:	281	WON-LOST	WINNING	LAST 10	STRENGTH OF	OPP. STRENGTH	TEAM	ADJ.	CONF.	ADJ CONF.
Average RPI Loss:	165	RECORD	PCT. RANK	GAMES	SCHEDULE	OF SCHEDULE	RPI	RPI	RPI	RPI
DIV. I ONLY	7- 11	232	5- 5	270	285	265	265	28	28	
DIV. I NON-CONF.	3- 8	258	2- 3	291	209	316	316	29	29	
TOTALS	RPI 1-25	RPI 26-50	W-L RECORDS	RPI 51-100	RPI 101-150	RPI 150+				
7- 11	0- 0	0- 0	OVERALL	0- 3	0- 4	7- 4				
5- 3	0- 0	0- 0	HOME	0- 0	0- 1	5- 2				
2- 8	0- 0	0- 0	AWAY	0- 3	0- 3	2- 2				
0- 0	0- 0	0- 0	NEUTRAL	0- 0	0- 0	0- 0				
3- 8	0- 0	0- 0	NON-CONFERENCE	0- 2	0- 3	3- 3				
3- 2	0- 0	0- 0	HOME	0- 0	0- 0	3- 2				
0- 6	0- 0	0- 0	AWAY	0- 2	0- 3	0- 1				
0- 0	0- 0	0- 0	NEUTRAL	0- 0	0- 0	0- 0				
4- 3	0- 0	0- 0	CONFERENCE	0- 1	0- 1	4- 1				
2- 1	0- 0	0- 0	HOME	0- 0	0- 1	2- 0				
2- 2	0- 0	0- 0	AWAY	0- 1	0- 0	2- 1				
0- 0	0- 0	0- 0	NEUTRAL	0- 0	0- 0	0- 0				

RPI 1-25				RPI 26-50				RPI 51-100				RPI 101+				Team's RPI: 265	
RPI	S	Opponent	Score	RPI	S	Opponent	Score	RPI	S	Opponent	Score	RPI	S	Opponent	Score		
								74	A	Boston College	51	60	115	H	Bucknell	51	58
								80	A	Army West Point	58	77	128	A	Quinnipiac	61	74
								93	A	Yale	59	69	129	A	Penn St.	82	86
												132	A	Pittsburgh	50	56	
												217	A	Lehigh	58	61	
												220	H	Massachusetts	60	74	
												227	H	Bryant	65	64	
												243	H	Manhattan	58	44	
												253	H	Navy	57	49	
												279	A	Colgate	80	71	
												288	H	Vermont	77	63	
												305	H	Dartmouth	54	60	
												322	A	UMass Lowell	67	75	
												332	H	Lafayette	66	49	
												347	A	Boston U.	60	41	
LAST 12 Division I GAMES:																	
				80	A	Army West Point	58	77				347	A	Boston U.	60	41	
				217	A	Lehigh	58	61				305	H	Dartmouth	54	60	
				332	H	Lafayette	66	49				243	H	Manhattan	58	44	
				115	H	Bucknell	51	58				322	A	UMass Lowell	67	75	
				279	A	Colgate	80	71				132	A	Pittsburgh	50	56	
				253	H	Navy	57	49				288	H	Vermont	77	63	

Non-Div I Games:

Holy Cross

■ Loss,
 ■ Non-Conf,
 ■ S Site,
 ■ H Home
 ■ A Away
 N Neutral

Average RPI Win:	242	WON-LOST	WINNING	LAST 10	STRENGTH OF	OPP. STRENGTH	TEAM	ADJ.	CONF.	ADJ CONF.
Average RPI Loss:	119	RECORD	PCT. RANK	GAMES	SCHEDULE	OF SCHEDULE	RPI	RPI	RPI	RPI
DIV. I ONLY	4- 14	301	1- 9	93	132	228	228	7	7	
DIV. I NON-CONF.	4- 7	222	3- 2	133	244	200	200	7	7	
TOTALS	RPI 1-25	RPI 26-50	W-L RECORDS	RPI 51-100	RPI 101-150	RPI 150+				
4- 14	0- 1	0- 2	OVERALL	1- 2	0- 4	3- 5				
1- 7	0- 1	0- 0	HOME	1- 1	0- 1	0- 4				
3- 4	0- 0	0- 0	AWAY	0- 1	0- 2	3- 1				
0- 3	0- 0	0- 2	NEUTRAL	0- 0	0- 1	0- 0				
4- 7	0- 0	0- 2	NON-CONFERENCE	1- 0	0- 1	3- 4				
1- 3	0- 0	0- 0	HOME	1- 0	0- 0	0- 3				
3- 1	0- 0	0- 0	AWAY	0- 0	0- 0	3- 1				
0- 3	0- 0	0- 2	NEUTRAL	0- 0	0- 1	0- 0				
0- 7	0- 1	0- 0	CONFERENCE	0- 2	0- 3	0- 1				
0- 4	0- 1	0- 0	HOME	0- 1	0- 1	0- 1				
0- 3	0- 0	0- 0	AWAY	0- 1	0- 2	0- 0				
0- 0	0- 0	0- 0	NEUTRAL	0- 0	0- 0	0- 0				

RPI	S	Opponent	Score	RPI	S	Opponent	Score	RPI	S	Opponent	Score	RPI	S	Opponent	Score	Team's RPI: 228
3	H	UConn	37 76	33	N	George Washington	78 82	66	A	Tulane	48 70	105	N	Wright St.	61 75	
				48	N	Iowa	50 64	94	H	Temple	66 75	136	A	Memphis	57 74	
								98	H	La.-Lafayette	52 51	137	H	SMU	48 50	
												138	A	East Carolina	70 76	
												159	H	Long Beach St.	41 47	
												178	H	UTRGV	45 55	
												185	H	UNLV	60 63	
												190	H	Tulsa	62 79	
												198	A	Col. of Charleston	48 55	
												258	A	Rice	62 59	
												284	A	Incarnate Word	67 51	
												328	A	A&M-Corpus Christi	76 73	
LAST 12 Division I GAMES:																
190	H	Tulsa	62 79	66	A	Tulane	48 70	178	H	UTRGV	45 55	328	A	A&M-Corpus Christi	76 73	
138	A	East Carolina	70 76	185	H	UNLV	60 63	284	A	Incarnate Word	67 51	258	A	Rice	62 59	
137	H	SMU	48 50	284	A	Incarnate Word	67 51	190	H	Tulsa	62 79	198	A	Col. of Charleston	48 55	
3	H	UConn	37 76	190	H	Tulsa	62 79	178	H	UTRGV	45 55	185	H	UNLV	60 63	
136	A	Memphis	57 74	178	H	UTRGV	45 55	159	H	Long Beach St.	41 47	138	A	East Carolina	70 76	
94	H	Temple	66 75	159	H	Long Beach St.	41 47	137	H	SMU	48 50	136	A	Memphis	57 74	
				136	A	Memphis	57 74	138	A	East Carolina	70 76	105	N	Wright St.	61 75	
				137	H	SMU	48 50	137	H	SMU	48 50	105	N	Wright St.	61 75	
				138	A	East Carolina	70 76	138	A	East Carolina	70 76	105	N	Wright St.	61 75	
				190	H	Tulsa	62 79	137	H	SMU	48 50	105	N	Wright St.	61 75	
				198	A	Col. of Charleston	48 55	138	A	East Carolina	70 76	105	N	Wright St.	61 75	
				258	A	Rice	62 59	159	H	Long Beach St.	41 47	105	N	Wright St.	61 75	
				284	A	Incarnate Word	67 51	178	H	UTRGV	45 55	105	N	Wright St.	61 75	
				328	A	A&M-Corpus Christi	76 73	185	H	UNLV	60 63	105	N	Wright St.	61 75	
								190	H	Tulsa	62 79	105	N	Wright St.	61 75	
								198	A	Col. of Charleston	48 55	105	N	Wright St.	61 75	
								258	A	Rice	62 59	105	N	Wright St.	61 75	
								284	A	Incarnate Word	67 51	105	N	Wright St.	61 75	
								328	A	A&M-Corpus Christi	76 73	105	N	Wright St.	61 75	

Non-Div I Games:

Houston

■ Loss,
■ Non-Conf, S Site,
■ Home
■ Away
N Neutral

Houston Baptist

Through Games Of Jan. 24, 2016

Average RPI Win:	298	WON-LOST	WINNING	LAST 10	STRENGTH OF	OPP. STRENGTH	TEAM	ADJ.	CONF.	ADJ CONF.
Average RPI Loss:	167	RECORD	PCT. RANK	GAMES	SCHEDULE	OF SCHEDULE	RPI	RPI	RPI	RPI
DIV. I ONLY	5- 9	241	3- 6	240	326	256	256	27	27	
DIV. I NON-CONF.	2- 5	253	1- 2	143	291	221	221	26	26	
TOTALS	RPI 1-25	RPI 26-50	W-L RECORDS	RPI 51-100	RPI 101-150	RPI 150+				
5- 9	0- 0	0- 1	OVERALL	0- 0	0- 2	5- 6				
2- 3	0- 0	0- 0	HOME	0- 0	0- 0	2- 3				
2- 6	0- 0	0- 1	AWAY	0- 0	0- 2	2- 3				
1- 0	0- 0	0- 0	NEUTRAL	0- 0	0- 0	1- 0				
2- 5	0- 0	0- 1	NON-CONFERENCE	0- 0	0- 1	2- 3				
0- 2	0- 0	0- 0	HOME	0- 0	0- 0	0- 2				
1- 3	0- 0	0- 1	AWAY	0- 0	0- 1	1- 1				
1- 0	0- 0	0- 0	NEUTRAL	0- 0	0- 0	1- 0				
3- 4	0- 0	0- 0	CONFERENCE	0- 0	0- 1	3- 3				
2- 1	0- 0	0- 0	HOME	0- 0	0- 0	2- 1				
1- 3	0- 0	0- 0	AWAY	0- 0	0- 1	1- 2				
0- 0	0- 0	0- 0	NEUTRAL	0- 0	0- 0	0- 0				

RPI S	Opponent	Score	RPI S	Opponent	Score	RPI S	Opponent	Score	RPI S	Opponent	Score	Team's RPI: 256
31	A UTEP	63 98							125	A Central Ark.	44 45	
									147	A New Mexico	57 65	
									156	H McNeese St.	64 71	
									157	A Northwestern St.	44 55	
									167	H Texas St.	66 71	
									191	H Texas-Arlington	40 64	
									233	A UTSA	50 79	
									251	A Texas Southern	77 65	
									274	N Omaha	64 51	
									295	A Lamar	70 77	
									301	H Nicholls St.	80 71	
									321	H Southeastern La.	64 56	
									345	A New Orleans	71 51	
LAST 12 Division I GAMES:												
295	A Lamar	70 77	157	A Northwestern St.	44 55							
345	A New Orleans	71 51	191	H Texas-Arlington	40 64							
125	A Central Ark.	44 45	167	H Texas St.	66 71							
321	H Southeastern La.	64 56	251	A Texas Southern	77 65							
301	H Nicholls St.	80 71	233	A UTSA	50 79							
156	H McNeese St.	64 71	274	N Omaha	64 51							

Non-Div I Games: Trinity (TX) 60 46 Huston-Tillotson 96 65 Paul Quinn 95 42

Houston Baptist

Loss, Non-Conf, S Site, H Home A Away N Neutral

Average RPI Win:	279	WON-LOST	WINNING	LAST 10	STRENGTH OF	OPP. STRENGTH	TEAM	ADJ.	CONF.	ADJ CONF.
Average RPI Loss:	181	RECORD	PCT. RANK	GAMES	SCHEDULE	OF SCHEDULE	RPI	RPI	RPI	RPI
DIV. I ONLY	3- 14	318	3- 7	251	272	306	306	30	30	
DIV. I NON-CONF.	2- 11	306	2- 6	168	218	277	277	31	31	
TOTALS	RPI 1-25	RPI 26-50	W-L RECORDS	RPI 51-100	RPI 101-150	RPI 150+				
3- 14	0- 2	0- 0	OVERALL	0- 2	0- 2	3- 8				
1- 4	0- 0	0- 0	HOME	0- 0	0- 0	1- 4				
2- 9	0- 1	0- 0	AWAY	0- 2	0- 1	2- 4				
0- 1	0- 0	0- 0	NEUTRAL	0- 0	0- 1	0- 0				
2- 11	0- 2	0- 0	NON-CONFERENCE	0- 2	0- 2	2- 5				
1- 3	0- 0	0- 0	HOME	0- 0	0- 0	1- 3				
1- 7	0- 2	0- 0	AWAY	0- 2	0- 1	1- 2				
0- 1	0- 0	0- 0	NEUTRAL	0- 0	0- 1	0- 0				
1- 3	0- 0	0- 0	CONFERENCE	0- 0	0- 0	1- 3				
0- 1	0- 0	0- 0	HOME	0- 0	0- 0	0- 1				
1- 2	0- 0	0- 0	AWAY	0- 0	0- 0	1- 2				
0- 0	0- 0	0- 0	NEUTRAL	0- 0	0- 0	0- 0				

RPI 1-25				RPI 26-50				RPI 51-100				RPI 101+ Team's RPI: 306			
RPI	S	Opponent	Score	RPI	S	Opponent	Score	RPI	S	Opponent	Score	RPI	S	Opponent	Score
22	A	Syracuse	48 97					69	A	Northwestern	49 89	135	A	Xavier	47 70
24	A	Duquesne	62 86					84	A	Arizona	28 65	148	N	Mercer	53 70
												153	H	Cornell	76 74
												168	H	Old Dominion	64 83
												219	A	Ill.-Chicago	48 75
												221	H	Coppin St.	67 83
												264	A	Georgia St.	58 65
												272	H	La Salle	68 71
												283	A	N.C. A&T	70 88
												297	A	Delaware St.	86 87
												324	H	LIU Brooklyn	72 89
												337	A	Mt. St. Mary's	62 49
												348	A	N.C. Central	68 61
LAST 12 Division I GAMES:															
297	A	Delaware St.	86 87	337	A	Mt. St. Mary's	62 49								
221	H	Coppin St.	67 83	348	A	N.C. Central	68 61								
153	H	Cornell	76 74	283	A	N.C. A&T	70 88								
22	A	Syracuse	48 97	272	H	La Salle	68 71								
135	A	Xavier	47 70	148	N	Mercer	53 70								
168	H	Old Dominion	64 83	264	A	Georgia St.	58 65								

Non-Div I Games:

Howard

Average RPI Win:	332	WON-LOST	WINNING	LAST 10	STRENGTH OF	OPP. STRENGTH	TEAM	ADJ.	CONF.	ADJ CONF.
Average RPI Loss:	171	RECORD	PCT. RANK	GAMES	SCHEDULE	OF SCHEDULE	RPI	RPI	RPI	RPI
DIV. I ONLY	2- 16	333	0- 10	223	264	329	329	20	20	
DIV. I NON-CONF.	2- 9	296	1- 4	246	270	321	321	22	22	
TOTALS	RPI 1-25	RPI 26-50	W-L RECORDS	RPI 51-100	RPI 101-150	RPI 150+				
2- 16	0- 0	0- 1	OVERALL	0- 3	0- 3	2- 9				
2- 6	0- 0	0- 0	HOME	0- 2	0- 2	2- 2				
0- 10	0- 0	0- 1	AWAY	0- 1	0- 1	0- 7				
0- 0	0- 0	0- 0	NEUTRAL	0- 0	0- 0	0- 0				
2- 9	0- 0	0- 1	NON-CONFERENCE	0- 1	0- 1	2- 6				
2- 3	0- 0	0- 0	HOME	0- 1	0- 1	2- 1				
0- 6	0- 0	0- 1	AWAY	0- 0	0- 0	0- 5				
0- 0	0- 0	0- 0	NEUTRAL	0- 0	0- 0	0- 0				
0- 7	0- 0	0- 0	CONFERENCE	0- 2	0- 2	0- 3				
0- 3	0- 0	0- 0	HOME	0- 1	0- 1	0- 1				
0- 4	0- 0	0- 0	AWAY	0- 1	0- 1	0- 2				
0- 0	0- 0	0- 0	NEUTRAL	0- 0	0- 0	0- 0				

RPI S	Opponent	Score	RPI S	Opponent	Score	RPI S	Opponent	Score	RPI S	Opponent	Score	Team's RPI: 329
35	A Ohio	52 79	54	H Indiana	72 79	106	H Western Mich.	48 70	133	H IUPUI	50 69	
			65	H South Dakota St.	42 61	139	A Oral Roberts	59 61	172	A Milwaukee	60 73	
			81	A South Dakota	60 92	187	A Northern Ky.	64 77	213	A Detroit	63 64	
						229	A Fairfield	62 74	230	A Oakland	74 81	
						232	H Western Ill.	74 78	239	H USC Upstate	81 84	
						286	A Denver	50 53	325	H Kent St.	86 68	
						334	A North Dakota St.	85 94	338	H Chicago St.	62 51	
LAST 12 Division I GAMES:												
334	A North Dakota St.	85 94	133	H IUPUI	50 69							
81	A South Dakota	60 92	172	A Milwaukee	60 73							
139	A Oral Roberts	59 61	230	A Oakland	74 81							
65	H South Dakota St.	42 61	229	A Fairfield	62 74							
286	A Denver	50 53	338	H Chicago St.	62 51							
232	H Western Ill.	74 78	213	A Detroit	63 64							

Non-Div I Games: Trine 82 62 Grace (IN) 91 39

IPFW

Loss, Non-Conf, S Site, H Home A Away N Neutral

Average RPI Win: 224	WON-LOST	WINNING	LAST 10	STRENGTH OF	OPP. STRENGTH	TEAM	ADJ.	CONF.	ADJ CONF.
Average RPI Loss: 129	RECORD	PCT. RANK	GAMES	SCHEDULE	OF SCHEDULE	RPI	RPI	RPI	RPI
DIV. I ONLY	11- 7	109	6- 4	218	201	133	133	20	20
DIV. I NON-CONF.	7- 4	110	3- 2	233	133	127	127	22	22

TOTALS	RPI 1-25	RPI 26-50	W-L RECORDS	RPI 51-100	RPI 101-150	RPI 150+			
11- 7	0- 1	0- 0	OVERALL	1- 2	3- 2	7- 2			
5- 2	0- 0	0- 0	HOME	0- 0	2- 2	3- 0			
5- 5	0- 1	0- 0	AWAY	1- 2	1- 0	3- 2			
1- 0	0- 0	0- 0	NEUTRAL	0- 0	0- 0	1- 0			
7- 4	0- 1	0- 0	NON-CONFERENCE	1- 0	3- 1	3- 2			
3- 1	0- 0	0- 0	HOME	0- 0	2- 1	1- 0			
3- 3	0- 1	0- 0	AWAY	1- 0	1- 0	1- 2			
1- 0	0- 0	0- 0	NEUTRAL	0- 0	0- 0	1- 0			
4- 3	0- 0	0- 0	CONFERENCE	0- 2	0- 1	4- 0			
2- 1	0- 0	0- 0	HOME	0- 0	0- 1	2- 0			
2- 2	0- 0	0- 0	AWAY	0- 2	0- 0	2- 0			
0- 0	0- 0	0- 0	NEUTRAL	0- 0	0- 0	0- 0			

RPI 1-25				RPI 26-50				RPI 51-100				RPI 101+ Team's RPI: 133			
RPI	S	Opponent	Score	RPI	S	Opponent	Score	RPI	S	Opponent	Score	RPI	S	Opponent	Score
15	A	Louisville	61 70					65	A	South Dakota St.	66 68	101	H	Georgia Tech	50 60
								81	A	South Dakota	59 65	113	H	VCU	70 69
								92	A	Marquette	60 55	117	H	Belmont	62 59
												139	H	Oral Roberts	47 52
												150	A	SIUE	85 67
												160	A	North Texas	67 68
												232	A	Western Ill.	68 60
												255	H	Indiana St.	68 43
												274	H	Omaha	75 59
												278	N	Stephen F. Austin	62 55
												291	A	Evansville	68 62
												329	A	IPFW	69 50
												334	H	North Dakota St.	67 44
												342	A	Eastern Ill.	71 77
LAST 12 Division I GAMES:															
81	A	South Dakota	59 65	329	A	IPFW	69 50								
65	A	South Dakota St.	66 68	291	A	Evansville	68 62								
334	H	North Dakota St.	67 44	101	H	Georgia Tech	50 60								
274	H	Omaha	75 59	117	H	Belmont	62 59								
232	A	Western Ill.	68 60	15	A	Louisville	61 70								
139	H	Oral Roberts	47 52	150	A	SIUE	85 67								

Non-Div I Games: Oakland City 104 30 Ind.-Southeast 99 50

IUPUI

Loss, Non-Conf, S Site, H Home A Away N Neutral

Idaho

Through Games Of Jan. 24, 2016

Average RPI Win:	218	WON-LOST	WINNING	LAST 10	STRENGTH OF	OPP. STRENGTH	TEAM	ADJ.	CONF.	ADJ CONF.
Average RPI Loss:	90	RECORD	PCT. RANK	GAMES	SCHEDULE	OF SCHEDULE	RPI	RPI	RPI	RPI
DIV. I ONLY	11- 6	95	5- 4	143	156	123	123	18	18	
DIV. I NON-CONF.	6- 4	124	1- 3	90	78	112	112	20	20	
TOTALS	RPI 1-25	RPI 26-50	W-L RECORDS	RPI 51-100	RPI 101-150	RPI 150+				
11- 6	0- 1	0- 2	OVERALL	1- 0	0- 1	10- 2				
7- 3	0- 0	0- 1	HOME	0- 0	0- 0	7- 2				
2- 2	0- 1	0- 0	AWAY	0- 0	0- 1	2- 0				
2- 1	0- 0	0- 1	NEUTRAL	1- 0	0- 0	1- 0				
6- 4	0- 1	0- 2	NON-CONFERENCE	1- 0	0- 1	5- 0				
4- 1	0- 0	0- 1	HOME	0- 0	0- 0	4- 0				
0- 2	0- 1	0- 0	AWAY	0- 0	0- 1	0- 0				
2- 1	0- 0	0- 1	NEUTRAL	1- 0	0- 0	1- 0				
5- 2	0- 0	0- 0	CONFERENCE	0- 0	0- 0	5- 2				
3- 2	0- 0	0- 0	HOME	0- 0	0- 0	3- 2				
2- 0	0- 0	0- 0	AWAY	0- 0	0- 0	2- 0				
0- 0	0- 0	0- 0	NEUTRAL	0- 0	0- 0	0- 0				

RPI 1-25				RPI 26-50				RPI 51-100				RPI 101+ Team's RPI: 123			
RPI	S	Opponent	Score	RPI	S	Opponent	Score	RPI	S	Opponent	Score	RPI	S	Opponent	Score
9	A	Oregon St.	44 69	38	H	Abilene Christian	59 71	77	N	Iowa St.	97 65	122	A	Texas Tech	62 78
				39	N	Duke	68 74					163	H	Montana St.	59 62
												166	H	Eastern Wash.	66 74
												167	N	Texas St.	75 55
												174	H	Northern Colo.	66 56
												186	H	North Dakota	92 65
												203	H	Seattle	64 60
												222	H	Montana	78 61
												235	H	Wyoming	61 57
												247	H	UC Santa Barbara	64 42
												266	A	Northern Ariz.	72 51
												287	H	CSUN	106 50
												331	A	Southern Utah	62 51
LAST 12 Division I GAMES:															
163	H	Montana St.	59 62	186	H	North Dakota	92 65								
222	H	Montana	78 61	38	H	Abilene Christian	59 71								
331	A	Southern Utah	62 51	9	A	Oregon St.	44 69								
266	A	Northern Ariz.	72 51	122	A	Texas Tech	62 78								
166	H	Eastern Wash.	66 74	235	H	Wyoming	61 57								
174	H	Northern Colo.	66 56	77	N	Iowa St.	97 65								

Non-Div I Games: Carroll (MT) 75 47 Northwest Chrst. 71 48

Idaho

Loss, Non-Conf, S Site, H Home A Away N Neutral

Average RPI Win:	212	WON-LOST	WINNING	LAST 10	STRENGTH OF	OPP. STRENGTH	TEAM	ADJ.	CONF.	ADJ CONF.
Average RPI Loss:	122	RECORD	PCT. RANK	GAMES	SCHEDULE	OF SCHEDULE	RPI	RPI	RPI	RPI
DIV. I ONLY	7- 8	194	0- 1	102	169	130	130	18	18	
DIV. I NON-CONF.	5- 4	138	0- 1	39	109	49	49	20	20	
TOTALS	RPI 1-25	RPI 26-50	W-L RECORDS	RPI 51-100	RPI 101-150	RPI 150+				
7- 8	0- 1	0- 1	OVERALL	0- 1	0- 1	7- 4				
3- 2	0- 0	0- 0	HOME	0- 0	0- 0	3- 2				
3- 6	0- 1	0- 1	AWAY	0- 1	0- 1	3- 2				
1- 0	0- 0	0- 0	NEUTRAL	0- 0	0- 0	1- 0				
5- 4	0- 1	0- 1	NON-CONFERENCE	0- 1	0- 1	5- 0				
2- 0	0- 0	0- 0	HOME	0- 0	0- 0	2- 0				
2- 4	0- 1	0- 1	AWAY	0- 1	0- 1	2- 0				
1- 0	0- 0	0- 0	NEUTRAL	0- 0	0- 0	1- 0				
2- 4	0- 0	0- 0	CONFERENCE	0- 0	0- 0	2- 4				
1- 2	0- 0	0- 0	HOME	0- 0	0- 0	1- 2				
1- 2	0- 0	0- 0	AWAY	0- 0	0- 0	1- 2				
0- 0	0- 0	0- 0	NEUTRAL	0- 0	0- 0	0- 0				

RPI 1-25				RPI 26-50				RPI 51-100				RPI 101+ Team's RPI: 130			
RPI	S	Opponent	Score	RPI	S	Opponent	Score	RPI	S	Opponent	Score	RPI	S	Opponent	Score
21	A	Michigan St.	60 79	31	A	UTEP	54 67	69	A	Northwestern	36 72	122	A	Texas Tech	64 79
												154	A	Boise St.	80 77
												174	A	Northern Colo.	47 48
												176	A	Weber St.	58 57
												176	H	Weber St.	46 61
												177	N	Southeast Mo. St.	65 64
												186	A	North Dakota	42 45
												196	H	Sacramento St.	59 68
												203	H	Seattle	83 67
												215	H	Utah St.	81 67
												226	A	Utah Valley	56 47
												336	H	Portland St.	71 70
LAST 12 Division I GAMES:															
		31	A	UTEP	54	67				176	H	Weber St.	46	61	
		176	A	Weber St.	58	57				226	A	Utah Valley	56	47	
		336	H	Portland St.	71	70				154	A	Boise St.	80	77	
		196	H	Sacramento St.	59	68				215	H	Utah St.	81	67	
		186	A	North Dakota	42	45				203	H	Seattle	83	67	
		174	A	Northern Colo.	47	48				177	N	Southeast Mo. St.	65	64	

Non-Div I Games: Colo. Christian 82 56 Montana Tech 82 55

Idaho St.

Loss, Non-Conf, S Site, H Home A Away N Neutral

Average RPI Win:	286	WON-LOST	WINNING	LAST 10	STRENGTH OF	OPP. STRENGTH	TEAM	ADJ.	CONF.	ADJ CONF.
Average RPI Loss:	131	RECORD	PCT. RANK	GAMES	SCHEDULE	OF SCHEDULE	RPI	RPI	RPI	RPI
DIV. I ONLY	10- 9	162	3- 7	287	237	219	219	14	14	
DIV. I NON-CONF.	9- 2	38	3- 1	346	269	187	187	14	14	
TOTALS	RPI 1-25	RPI 26-50	W-L RECORDS	RPI 51-100	RPI 101-150	RPI 150+				
10- 9	0- 1	0- 1	OVERALL	1- 0	0- 3	9- 4				
5- 4	0- 0	0- 0	HOME	1- 0	0- 2	4- 2				
5- 5	0- 1	0- 1	AWAY	0- 0	0- 1	5- 2				
0- 0	0- 0	0- 0	NEUTRAL	0- 0	0- 0	0- 0				
9- 2	0- 0	0- 1	NON-CONFERENCE	1- 0	0- 1	8- 0				
4- 1	0- 0	0- 0	HOME	1- 0	0- 1	3- 0				
5- 1	0- 0	0- 1	AWAY	0- 0	0- 0	5- 0				
0- 0	0- 0	0- 0	NEUTRAL	0- 0	0- 0	0- 0				
1- 7	0- 1	0- 0	CONFERENCE	0- 0	0- 2	1- 4				
1- 3	0- 0	0- 0	HOME	0- 0	0- 1	1- 2				
0- 4	0- 1	0- 0	AWAY	0- 0	0- 1	0- 2				
0- 0	0- 0	0- 0	NEUTRAL	0- 0	0- 0	0- 0				

RPI	S	Opponent	Score	RPI	S	Opponent	Score	RPI	S	Opponent	Score	RPI	S	Opponent	Score	Team's RPI: 219
12	A	Green Bay	22 64	27	A	Purdue	51 62	99	H	Central Mich.	66 63	102	H	Youngstown St.	64 69	
												105	A	Wright St.	62 73	
												127	H	Toledo	51 60	
												172	A	Milwaukee	53 54	
												187	A	Northern Ky.	53 55	
												213	H	Detroit	80 89	
												230	H	Oakland	76 78	
												232	A	Western Ill.	78 70	
												286	A	Denver	56 46	
												299	H	Cleveland St.	80 62	
												306	H	Howard	75 48	
												312	A	Bradley	66 56	
												320	H	Nevada	70 55	
												327	A	Illinois St.	74 65	
												338	A	Chicago St.	51 47	
												342	H	Eastern Ill.	66 54	
LAST 12 Division I GAMES:																
299	H	Cleveland St.	80 62	187	A	Northern Ky.	53 55									
102	H	Youngstown St.	64 69	105	A	Wright St.	62 73									
12	A	Green Bay	22 64	342	H	Eastern Ill.	66 54									
172	A	Milwaukee	53 54	320	H	Nevada	70 55									
213	H	Detroit	80 89	127	H	Toledo	51 60									
230	H	Oakland	76 78	286	A	Denver	56 46									

Non-Div I Games:

Ill.-Chicago

Illinois

Through Games Of Jan. 24, 2016

Average RPI Win:	164	WON-LOST	WINNING	LAST 10	STRENGTH OF	OPP. STRENGTH	TEAM	ADJ.	CONF.	ADJ CONF.
Average RPI Loss:	66	RECORD	PCT. RANK	GAMES	SCHEDULE	OF SCHEDULE	RPI	RPI	RPI	RPI
DIV. I ONLY	8- 11	211	1- 9	13	90	134	134	4	4	
DIV. I NON-CONF.	7- 4	110	1- 3	19	232	90	90	4	4	
TOTALS	RPI 1-25	RPI 26-50	W-L RECORDS	RPI 51-100	RPI 101-150	RPI 150+				
8- 11	0- 1	1- 4	OVERALL	2- 4	1- 2	4- 0				
8- 5	0- 1	1- 1	HOME	2- 2	1- 1	4- 0				
0- 6	0- 0	0- 3	AWAY	0- 2	0- 1	0- 0				
0- 0	0- 0	0- 0	NEUTRAL	0- 0	0- 0	0- 0				
7- 4	0- 0	1- 2	NON-CONFERENCE	2- 1	1- 1	3- 0				
7- 2	0- 0	1- 1	HOME	2- 1	1- 0	3- 0				
0- 2	0- 0	0- 1	AWAY	0- 0	0- 1	0- 0				
0- 0	0- 0	0- 0	NEUTRAL	0- 0	0- 0	0- 0				
1- 7	0- 1	0- 2	CONFERENCE	0- 3	0- 1	1- 0				
1- 3	0- 1	0- 0	HOME	0- 1	0- 1	1- 0				
0- 4	0- 0	0- 2	AWAY	0- 2	0- 0	0- 0				
0- 0	0- 0	0- 0	NEUTRAL	0- 0	0- 0	0- 0				

RPI 1-25				RPI 26-50				RPI 51-100				RPI 101+ Team's RPI: 134			
RPI	S	Opponent	Score	RPI	S	Opponent	Score	RPI	S	Opponent	Score	RPI	S	Opponent	Score
25	H	Maryland	63 79	27	A	Purdue	65 69	54	A	Indiana	66 68	129	H	Penn St.	56 65
				33	H	George Washington	57 70	59	A	Nebraska	57 73	136	A	Memphis	75 81
				35	H	Ohio	62 53	81	H	South Dakota	76 85	146	H	Southern Ill.	78 64
				40	A	Rutgers	54 67	90	H	UT Martin	94 74	165	H	Wisconsin	71 65
				49	A	Miami (FL)	64 73	95	H	Minnesota	75 106	217	H	Lehigh	76 67
								99	H	Central Mich.	74 69	224	H	Tennessee St.	98 43
												338	H	Chicago St.	67 36
LAST 12 Division I GAMES:															
129	H	Penn St.	56 65	27	A	Purdue	65 69								
54	A	Indiana	66 68	25	H	Maryland	63 79								
165	H	Wisconsin	71 65	33	H	George Washington	57 70								
40	A	Rutgers	54 67	81	H	South Dakota	76 85								
59	A	Nebraska	57 73	136	A	Memphis	75 81								
95	H	Minnesota	75 106	99	H	Central Mich.	74 69								

Non-Div I Games:

Illinois

Loss, Non-Conf, S Site, H Home A Away N Neutral

Average RPI Win:	311	WON-LOST	WINNING	LAST 10	STRENGTH OF	OPP. STRENGTH	TEAM	ADJ.	CONF.	ADJ CONF.
Average RPI Loss:	177	RECORD	PCT. RANK	GAMES	SCHEDULE	OF SCHEDULE	RPI	RPI	RPI	RPI
DIV. I ONLY	4- 14	301	3- 7	279	263	327	327	21	21	
DIV. I NON-CONF.	2- 9	296	1- 4	303	299	343	343	18	18	
TOTALS	RPI 1-25	RPI 26-50	W-L RECORDS	RPI 51-100	RPI 101-150	RPI 150+				
4- 14	0- 0	0- 1	OVERALL	0- 1	0- 4	4- 8				
4- 5	0- 0	0- 0	HOME	0- 0	0- 2	4- 3				
0- 7	0- 0	0- 1	AWAY	0- 1	0- 2	0- 3				
0- 2	0- 0	0- 0	NEUTRAL	0- 0	0- 0	0- 2				
2- 9	0- 0	0- 1	NON-CONFERENCE	0- 1	0- 1	2- 6				
2- 3	0- 0	0- 0	HOME	0- 0	0- 1	2- 2				
0- 4	0- 0	0- 1	AWAY	0- 1	0- 0	0- 2				
0- 2	0- 0	0- 0	NEUTRAL	0- 0	0- 0	0- 2				
2- 5	0- 0	0- 0	CONFERENCE	0- 0	0- 3	2- 2				
2- 2	0- 0	0- 0	HOME	0- 0	0- 1	2- 1				
0- 3	0- 0	0- 0	AWAY	0- 0	0- 2	0- 1				
0- 0	0- 0	0- 0	NEUTRAL	0- 0	0- 0	0- 0				

RPI S	Opponent	Score	RPI S	Opponent	Score	RPI S	Opponent	Score	RPI S	Opponent	Score	Team's RPI: 327
29	A DePaul	41 89	93	A Yale	47 60	104	H Missouri St.	51 73	108	A UNI	51 65	
						112	A Drake	41 76	150	H SIUE	57 65	
						164	H Loyola Chicago	41 57	219	H Ill.-Chicago	65 74	
						232	H Western Ill.	64 79	233	A UTSA	51 77	
						241	A Bowling Green	52 70	255	A Indiana St.	56 63	
						259	N Northern Ill.	59 68	274	N Omaha	56 60	
						292	H Wichita St.	70 49	302	H Murray St.	81 76	
						312	H Bradley	54 49	312	H Bradley	54 49	
						338	H Chicago St.	57 53				
LAST 12 Division I GAMES:												
164	H Loyola Chicago	41 57	104	H Missouri St.	51 73							
312	H Bradley	54 49	232	H Western Ill.	64 79							
112	A Drake	41 76	338	H Chicago St.	57 53							
108	A UNI	51 65	93	A Yale	47 60							
255	A Indiana St.	56 63	259	N Northern Ill.	59 68							
292	H Wichita St.	70 49	29	A DePaul	41 89							

Non-Div I Games:

Illinois St.

Incarnate Word

Through Games Of Jan. 24, 2016

Average RPI Win:	239	WON-LOST	WINNING	LAST 10	STRENGTH OF	OPP. STRENGTH	TEAM	ADJ.	CONF.	ADJ CONF.
Average RPI Loss:	158	RECORD	PCT. RANK	GAMES	SCHEDULE	OF SCHEDULE	RPI	RPI	RPI	RPI
DIV. I ONLY	2- 11	327	2- 8	192	224	284	284	27	27	
DIV. I NON-CONF.	0- 7	338	0- 5	104	168	310	310	26	26	
TOTALS	RPI 1-25	RPI 26-50	W-L RECORDS	RPI 51-100	RPI 101-150	RPI 150+				
2- 11	0- 0	0- 2	OVERALL	0- 1	0- 1	2- 7				
0- 6	0- 0	0- 1	HOME	0- 0	0- 0	0- 5				
2- 5	0- 0	0- 1	AWAY	0- 1	0- 1	2- 2				
0- 0	0- 0	0- 0	NEUTRAL	0- 0	0- 0	0- 0				
0- 7	0- 0	0- 1	NON-CONFERENCE	0- 1	0- 1	0- 4				
0- 3	0- 0	0- 0	HOME	0- 0	0- 0	0- 3				
0- 4	0- 0	0- 1	AWAY	0- 1	0- 1	0- 1				
0- 0	0- 0	0- 0	NEUTRAL	0- 0	0- 0	0- 0				
2- 4	0- 0	0- 1	CONFERENCE	0- 0	0- 0	2- 3				
0- 3	0- 0	0- 1	HOME	0- 0	0- 0	0- 2				
2- 1	0- 0	0- 0	AWAY	0- 0	0- 0	2- 1				
0- 0	0- 0	0- 0	NEUTRAL	0- 0	0- 0	0- 0				

RPI S	Opponent	Score	RPI S	Opponent	Score	RPI S	Opponent	Score	RPI S	Opponent	Score	Team's RPI: 284
27	A Purdue	27 95	27	A Purdue	27 95	62	A Colorado St.	37 60	122	A Texas Tech	55 70	
38	H Abilene Christian	71 86							156	A McNeese St.	68 55	
									157	H Northwestern St.	48 53	
									160	H North Texas	55 62	
									178	A UTRGV	47 60	
									178	H UTRGV	50 68	
									228	H Houston	51 67	
									244	H Sam Houston St.	60 65	
									321	A Southeastern La.	70 66	
									345	A New Orleans	49 55	
LAST 12 Division I GAMES:												
38	H Abilene Christian	71 86	160	H North Texas	55 62							
156	A McNeese St.	68 55	178	A UTRGV	47 60							
321	A Southeastern La.	70 66	122	A Texas Tech	55 70							
157	H Northwestern St.	48 53	27	A Purdue	27 95							
345	A New Orleans	49 55	228	H Houston	51 67							
244	H Sam Houston St.	60 65	178	H UTRGV	50 68							

Non-Div I Games: LSU-Alexandria 96 59 Howard Payne 78 65 Sul Ross St. 54 35 Trinity (TX) 55 61 Incarnate Word

Loss, Non-Conf, S Site, H Home A Away N Neutral

Indiana

Through Games Of Jan. 24, 2016

Average RPI Win:	146	WON-LOST	WINNING	LAST 10	STRENGTH OF	OPP. STRENGTH	TEAM	ADJ.	CONF.	ADJ CONF.
Average RPI Loss:	56	RECORD	PCT. RANK	GAMES	SCHEDULE	OF SCHEDULE	RPI	RPI	RPI	RPI
DIV. I ONLY	12- 8	117	5- 5	29	25	54	54	4	4	
DIV. I NON-CONF.	8- 4	100	2- 2	49	92	66	66	4	4	
TOTALS	RPI 1-25	RPI 26-50	W-L RECORDS	RPI 51-100	RPI 101-150	RPI 150+				
12- 8	1- 1	0- 5	OVERALL	4- 1	3- 0	4- 1				
8- 0	1- 0	0- 0	HOME	3- 0	3- 0	1- 0				
3- 5	0- 1	0- 2	AWAY	1- 1	0- 0	2- 1				
1- 3	0- 0	0- 3	NEUTRAL	0- 0	0- 0	1- 0				
8- 4	0- 0	0- 4	NON-CONFERENCE	2- 0	2- 0	4- 0				
5- 0	0- 0	0- 0	HOME	2- 0	2- 0	1- 0				
2- 1	0- 0	0- 1	AWAY	0- 0	0- 0	2- 0				
1- 3	0- 0	0- 3	NEUTRAL	0- 0	0- 0	1- 0				
4- 4	1- 1	0- 1	CONFERENCE	2- 1	1- 0	0- 1				
3- 0	1- 0	0- 0	HOME	1- 0	1- 0	0- 0				
1- 4	0- 1	0- 1	AWAY	1- 1	0- 0	0- 1				
0- 0	0- 0	0- 0	NEUTRAL	0- 0	0- 0	0- 0				

RPI 1-25				RPI 26-50				RPI 51-100				RPI 101+			
RPI	S	Opponent	Score	RPI	S	Opponent	Score	RPI	S	Opponent	Score	RPI	S	Opponent	Score
5	A	Ohio St.	70 97	27	A	Purdue	53 63	67	H	Chattanooga	54 43	101	H	Georgia Tech	69 60
21	H	Michigan St.	81 65	29	A	DePaul	69 84	69	A	Northwestern	91 84	134	H	Illinois	68 66
				35	N	Ohio	56 63	78	H	Michigan	77 69	143	H	Samford	65 56
				42	N	West Virginia	64 75	93	H	Yale	76 60	165	A	Wisconsin	69 73
				49	N	Miami (FL)	75 89	95	A	Minnesota	76 78	224	H	Tennessee St.	88 56
Team's RPI: 54															
LAST 12 Division I GAMES:															
				69	A	Northwestern	91 84	78	H	Michigan	77 69				
				134	H	Illinois	68 66	165	A	Wisconsin	69 73				
				95	A	Minnesota	76 78	93	H	Yale	76 60				
				21	H	Michigan St.	81 65	42	N	West Virginia	64 75				
				27	A	Purdue	53 63	49	N	Miami (FL)	75 89				
				5	A	Ohio St.	70 97	143	H	Samford	65 56				

Non-Div I Games:

Indiana

■ Loss,
 ■ Non-Conf,
 ■ S Site,
 ■ H Home
 ■ A Away
 N Neutral

Average RPI Win:	258	WON-LOST	WINNING	LAST 10	STRENGTH OF	OPP. STRENGTH	TEAM	ADJ.	CONF.	ADJ CONF.
Average RPI Loss:	144	RECORD	PCT. RANK	GAMES	SCHEDULE	OF SCHEDULE	RPI	RPI	RPI	RPI
DIV. I ONLY	8- 10	202	6- 4	266	210	255	255	21	21	
DIV. I NON-CONF.	4- 7	222	2- 3	277	211	266	266	18	18	
TOTALS	RPI 1-25	RPI 26-50	W-L RECORDS	RPI 51-100	RPI 101-150	RPI 150+				
8- 10	0- 0	0- 0	OVERALL	0- 3	0- 4	8- 3				
6- 4	0- 0	0- 0	HOME	0- 2	0- 1	6- 1				
2- 5	0- 0	0- 0	AWAY	0- 1	0- 3	2- 1				
0- 1	0- 0	0- 0	NEUTRAL	0- 0	0- 0	0- 1				
4- 7	0- 0	0- 0	NON-CONFERENCE	0- 3	0- 1	4- 3				
2- 3	0- 0	0- 0	HOME	0- 2	0- 0	2- 1				
2- 3	0- 0	0- 0	AWAY	0- 1	0- 1	2- 1				
0- 1	0- 0	0- 0	NEUTRAL	0- 0	0- 0	0- 1				
4- 3	0- 0	0- 0	CONFERENCE	0- 0	0- 3	4- 0				
4- 1	0- 0	0- 0	HOME	0- 0	0- 1	4- 0				
0- 2	0- 0	0- 0	AWAY	0- 0	0- 2	0- 0				
0- 0	0- 0	0- 0	NEUTRAL	0- 0	0- 0	0- 0				

RPI 1-25			RPI 26-50			RPI 51-100			RPI 101+			Team's RPI: 255
RPI	S	Opponent	Score	RPI	S	Opponent	Score	RPI	S	Opponent	Score	
						54 H Indiana	50 53	104 H Missouri St.		51 59		
						86 H Saint Louis	52 62	108 A UNI		42 53		
						99 A Central Mich.	65 85	112 A Drake		55 80		
								133 A IUPUI		43 68		
								162 H Butler		70 63		
								164 H Loyola Chicago		62 48		
								187 A Northern Ky.		67 73		
								190 A Tulsa		67 63		
								274 H Omaha		50 51		
								277 A UMKC		77 47		
								278 N Stephen F. Austin		62 71		
								292 H Wichita St.		59 33		
								312 H Bradley		59 37		
								327 H Illinois St.		63 56		
								342 H Eastern Ill.		60 42		
LAST 12 Division I GAMES:												
312 H Bradley		59 37	292 H Wichita St.		59 33	162 H Butler		70 63	54 H Indiana		50 53	
164 H Loyola Chicago		62 48	190 A Tulsa		67 63	133 A IUPUI		43 68	278 N Stephen F. Austin		62 71	
108 A UNI		42 53										
112 A Drake		55 80										
327 H Illinois St.		63 56										
104 H Missouri St.		51 59										

Non-Div I Games:

Indiana St.

**I
o
n
a**

I
o
n
a

Iona

Page 125

Average RPI Win:	148	WON-LOST	WINNING	LAST 10	STRENGTH OF	OPP. STRENGTH	TEAM	ADJ.	CONF.	ADJ CONF.
Average RPI Loss:	56	RECORD	PCT. RANK	GAMES	SCHEDULE	OF SCHEDULE	RPI	RPI	RPI	RPI
DIV. I ONLY	13- 7	89	5- 5	28	61	48	48	4	4	
DIV. I NON-CONF.	10- 2	33	3- 1	56	171	21	21	4	4	
TOTALS	RPI 1-25	RPI 26-50	W-L RECORDS	RPI 51-100	RPI 101-150	RPI 150+				
13- 7	0- 2	1- 2	OVERALL	3- 2	3- 1	6- 0				
7- 2	0- 1	1- 0	HOME	1- 0	1- 1	4- 0				
4- 4	0- 1	0- 1	AWAY	2- 2	1- 0	1- 0				
2- 1	0- 0	0- 1	NEUTRAL	0- 0	1- 0	1- 0				
10- 2	0- 0	0- 1	NON-CONFERENCE	2- 1	3- 0	5- 0				
6- 0	0- 0	0- 0	HOME	1- 0	1- 0	4- 0				
2- 1	0- 0	0- 0	AWAY	1- 1	1- 0	0- 0				
2- 1	0- 0	0- 1	NEUTRAL	0- 0	1- 0	1- 0				
3- 5	0- 2	1- 1	CONFERENCE	1- 1	0- 1	1- 0				
1- 2	0- 1	1- 0	HOME	0- 0	0- 1	0- 0				
2- 3	0- 1	0- 1	AWAY	1- 1	0- 0	1- 0				
0- 0	0- 0	0- 0	NEUTRAL	0- 0	0- 0	0- 0				

RPI 1-25				RPI 26-50				Team's RPI: 48	RPI 51-100				RPI 101+			
RPI	S	Opponent	Score	RPI	S	Opponent	Score		RPI	S	Opponent	Score	RPI	S	Opponent	Score
21	A	Michigan St.	73 80	27	A	Purdue	73 90		59	A	Nebraska	74 68	105	N	Wright St.	83 77
25	H	Maryland	56 76	33	N	George Washington	77 81		77	A	Iowa St.	66 69	108	A	UNI	80 65
				40	H	Rutgers	69 65		78	A	Michigan	75 82	112	H	Drake	89 76
									85	A	Virginia	85 73	129	H	Penn St.	69 82
									90	H	UT Martin	62 56	165	A	Wisconsin	57 54
													186	H	North Dakota	83 61
													205	H	Robert Morris	69 50
													228	N	Houston	64 50
													232	H	Western Ill.	96 81
													312	H	Bradley	60 53
LAST 12 Division I GAMES:																
27	A	Purdue	73 90	40	H	Rutgers	69 65		59	A	Nebraska	74 68				
129	H	Penn St.	69 82						112	H	Drake	89 76				
21	A	Michigan St.	73 80						312	H	Bradley	60 53				
165	A	Wisconsin	57 54						77	A	Iowa St.	66 69				
25	H	Maryland	56 76						205	H	Robert Morris	69 50				
78	A	Michigan	75 82													

Non-Div I Games:

Iowa

Average RPI Win:	165	WON-LOST	WINNING	LAST 10	STRENGTH OF	OPP. STRENGTH	TEAM	ADJ.	CONF.	ADJ CONF.
Average RPI Loss:	61	RECORD	PCT. RANK	GAMES	SCHEDULE	OF SCHEDULE	RPI	RPI	RPI	RPI
DIV. I ONLY	11- 7	109	6- 4	70	27	77	77	3	3	
DIV. I NON-CONF.	8- 3	77	5- 0	253	81	123	123	3	3	

TOTALS	RPI 1-25	RPI 26-50	W-L RECORDS	RPI 51-100	RPI 101-150	RPI 150+				
11- 7	1- 3	2- 1	OVERALL	0- 0	1- 3	7- 0				
8- 1	1- 1	1- 0	HOME	0- 0	0- 0	6- 0				
2- 4	0- 2	1- 0	AWAY	0- 0	1- 2	0- 0				
1- 2	0- 0	0- 1	NEUTRAL	0- 0	0- 1	1- 0				
8- 3	0- 0	1- 1	NON-CONFERENCE	0- 0	1- 2	6- 0				
6- 0	0- 0	1- 0	HOME	0- 0	0- 0	5- 0				
1- 1	0- 0	0- 0	AWAY	0- 0	1- 1	0- 0				
1- 2	0- 0	0- 1	NEUTRAL	0- 0	0- 1	1- 0				
3- 4	1- 3	1- 0	CONFERENCE	0- 0	0- 1	1- 0				
2- 1	1- 1	0- 0	HOME	0- 0	0- 0	1- 0				
1- 3	0- 2	1- 0	AWAY	0- 0	0- 1	0- 0				
0- 0	0- 0	0- 0	NEUTRAL	0- 0	0- 0	0- 0				

RPI 1-25				RPI 26-50				RPI 51-100				Team's RPI: 77				RPI 101+			
RPI	S	Opponent	Score	RPI	S	Opponent	Score	RPI	S	Opponent	Score	RPI	S	Opponent	Score	RPI	S	Opponent	Score
4	H	Baylor	61 77	39	N	Duke	48 86					108	A	UNI	84 75				
8	A	Texas	54 75	46	A	Kansas St.	84 79					112	A	Drake	70 74				
20	A	Oklahoma St.	76 79	48	H	Iowa	69 66					122	A	Texas Tech	66 69				
20	H	Oklahoma St.	49 42									123	N	Idaho	65 97				
												151	H	Hampton	95 59				
												167	N	Texas St.	83 61				
												169	H	Southern U.	86 46				
												184	H	Kansas	65 49				
												266	H	Northern Ariz.	79 63				
												317	H	Alcorn	91 41				
												343	H	Ark.-Pine Bluff	70 41				
LAST 12 Division I GAMES:																			
4	H	Baylor	61 77	46	A	Kansas St.	84 79												
20	A	Oklahoma St.	76 79	266	H	Northern Ariz.	79 63												
122	A	Texas Tech	66 69	317	H	Alcorn	91 41												
184	H	Kansas	65 49	343	H	Ark.-Pine Bluff	70 41												
8	A	Texas	54 75	48	H	Iowa	69 66												
20	H	Oklahoma St.	49 42	169	H	Southern U.	86 46												

Non-Div I Games:

Iowa St.

Average RPI Win:	323	WON-LOST	WINNING	LAST 10	STRENGTH OF	OPP. STRENGTH	TEAM	ADJ.	CONF.	ADJ CONF.
Average RPI Loss:	199	RECORD	PCT. RANK	GAMES	SCHEDULE	OF SCHEDULE	RPI	RPI	RPI	RPI
DIV. I ONLY	6- 9	226	5- 5	346	336	326	326	32	32	
DIV. I NON-CONF.	3- 5	218	2- 3	335	284	311	311	30	30	
TOTALS	RPI 1-25	RPI 26-50	W-L RECORDS	RPI 51-100	RPI 101-150	RPI 150+				
6- 9	0- 1	0- 0	OVERALL	0- 1	0- 0	6- 7				
4- 4	0- 0	0- 0	HOME	0- 0	0- 0	4- 4				
2- 5	0- 1	0- 0	AWAY	0- 1	0- 0	2- 3				
0- 0	0- 0	0- 0	NEUTRAL	0- 0	0- 0	0- 0				
3- 5	0- 1	0- 0	NON-CONFERENCE	0- 1	0- 0	3- 3				
2- 1	0- 0	0- 0	HOME	0- 0	0- 0	2- 1				
1- 4	0- 1	0- 0	AWAY	0- 1	0- 0	1- 2				
0- 0	0- 0	0- 0	NEUTRAL	0- 0	0- 0	0- 0				
3- 4	0- 0	0- 0	CONFERENCE	0- 0	0- 0	3- 4				
2- 3	0- 0	0- 0	HOME	0- 0	0- 0	2- 3				
1- 1	0- 0	0- 0	AWAY	0- 0	0- 0	1- 1				
0- 0	0- 0	0- 0	NEUTRAL	0- 0	0- 0	0- 0				

RPI 1-25				RPI 26-50				RPI 51-100				RPI 101+ Team's RPI: 326			
RPI	S	Opponent	Score	RPI	S	Opponent	Score	RPI	S	Opponent	Score	RPI	S	Opponent	Score
13	A	Kentucky	24 92					66	A	Tulane	49 92	157	A	Northwestern St.	54 59
												169	A	Southern U.	57 84
												192	H	Grambling	58 79
												251	H	Texas Southern	36 62
												263	H	Prairie View	52 62
												303	H	Jacksonville St.	71 65
												317	A	Alcorn	73 66
												319	H	Lipscomb	53 52
												321	A	Southeastern La.	79 72
												330	H	Alabama St.	70 69
												338	H	Chicago St.	59 76
												345	A	New Orleans	68 85
												346	H	Alabama A&M	59 58
LAST 12 Division I GAMES:															
192	H	Grambling	58 79	330	H	Alabama St.	70 69								
263	H	Prairie View	52 62	319	H	Lipscomb	53 52								
251	H	Texas Southern	36 62	157	A	Northwestern St.	54 59								
169	A	Southern U.	57 84	321	A	Southeastern La.	79 72								
317	A	Alcorn	73 66	338	H	Chicago St.	59 76								
346	H	Alabama A&M	59 58	345	A	New Orleans	68 85								

Non-Div I Games: Fisk 78 58 Blue Mountain 74 52 Mobile 100 57

Jackson St.

Loss, Non-Conf, S Site, H Home A Away N Neutral

Jacksonville

Through Games Of Jan. 24, 2016

Average RPI Win:	296	WON-LOST	WINNING	LAST 10	STRENGTH OF	OPP. STRENGTH	TEAM	ADJ.	CONF.	ADJ CONF.
Average RPI Loss:	128	RECORD	PCT. RANK	GAMES	SCHEDULE	OF SCHEDULE	RPI	RPI	RPI	RPI
DIV. I ONLY	10- 7	120	7- 3	317	247	193	193	29	29	
DIV. I NON-CONF.	6- 7	176	5- 3	288	207	220	220	28	28	
TOTALS	RPI 1-25	RPI 26-50	W-L RECORDS	RPI 51-100	RPI 101-150	RPI 150+				
10- 7	0- 2	0- 1	OVERALL	0- 0	0- 1	10- 3				
6- 0	0- 0	0- 0	HOME	0- 0	0- 0	6- 0				
3- 6	0- 1	0- 1	AWAY	0- 0	0- 0	3- 1				
1- 1	0- 0	0- 0	NEUTRAL	0- 0	0- 0	1- 1				
6- 7	0- 2	0- 1	NON-CONFERENCE	0- 0	0- 1	6- 3				
4- 0	0- 0	0- 0	HOME	0- 0	0- 0	4- 0				
1- 6	0- 2	0- 1	AWAY	0- 0	0- 1	1- 2				
1- 1	0- 0	0- 0	NEUTRAL	0- 0	0- 0	1- 1				
4- 0	0- 0	0- 0	CONFERENCE	0- 0	0- 0	4- 0				
2- 0	0- 0	0- 0	HOME	0- 0	0- 0	2- 0				
2- 0	0- 0	0- 0	AWAY	0- 0	0- 0	2- 0				
0- 0	0- 0	0- 0	NEUTRAL	0- 0	0- 0	0- 0				

RPI 1-25				RPI 26-50				RPI 51-100				RPI 101+ Team's RPI: 193			
RPI	S	Opponent	Score	RPI	S	Opponent	Score	RPI	S	Opponent	Score	RPI	S	Opponent	Score
14	A	Florida St.	60 77	36	A	South Fla.	52 74					142	A	Wake Forest	51 57
22	A	Syracuse	49 65									191	A	Texas-Arlington	54 56
												239	A	USC Upstate	49 43
												241	N	Bowling Green	69 72
												250	A	UNCW	49 51
												269	A	Bethune-Cookman	63 53
												294	H	South Carolina St.	79 47
												296	H	Kennesaw St.	78 63
												302	H	Murray St.	79 54
												305	N	Dartmouth	51 44
												310	H	Savannah St.	65 52
												311	A	North Florida	73 39
												316	H	FIU	80 44
												319	H	Lipscomb	81 51
LAST 12 Division I GAMES:															
239	A	USC Upstate	49 43	14	A	Florida St.	60 77								
296	H	Kennesaw St.	78 63	22	A	Syracuse	49 65								
319	H	Lipscomb	81 51	302	H	Murray St.	79 54								
311	A	North Florida	73 39	142	A	Wake Forest	51 57								
310	H	Savannah St.	65 52	269	A	Bethune-Cookman	63 53								
294	H	South Carolina St.	79 47	316	H	FIU	80 44								

Non-Div I Games: Edward Waters 90 51 Thomas (GA) 88 50

Jacksonville

Loss, Non-Conf, S Site, H Home A Away N Neutral

Jacksonville St.

Through Games Of Jan. 24, 2016

Average RPI Win:	311	WON-LOST	WINNING	LAST 10	STRENGTH OF	OPP. STRENGTH	TEAM	ADJ.	CONF.	ADJ CONF.
Average RPI Loss:	178	RECORD	PCT. RANK	GAMES	SCHEDULE	OF SCHEDULE	RPI	RPI	RPI	RPI
DIV. I ONLY	6- 12	249	4- 6	319	289	303	303	23	23	
DIV. I NON-CONF.	4- 7	222	2- 2	311	317	287	287	23	23	
TOTALS	RPI 1-25	RPI 26-50	W-L RECORDS	RPI 51-100	RPI 101-150	RPI 150+				
6- 12	0- 0	0- 1	OVERALL	0- 1	0- 5	6- 5				
4- 4	0- 0	0- 0	HOME	0- 1	0- 3	4- 0				
2- 8	0- 0	0- 1	AWAY	0- 0	0- 2	2- 5				
0- 0	0- 0	0- 0	NEUTRAL	0- 0	0- 0	0- 0				
4- 7	0- 0	0- 1	NON-CONFERENCE	0- 0	0- 3	4- 3				
3- 1	0- 0	0- 0	HOME	0- 0	0- 1	3- 0				
1- 6	0- 0	0- 1	AWAY	0- 0	0- 2	1- 3				
0- 0	0- 0	0- 0	NEUTRAL	0- 0	0- 0	0- 0				
2- 5	0- 0	0- 0	CONFERENCE	0- 1	0- 2	2- 2				
1- 3	0- 0	0- 0	HOME	0- 1	0- 2	1- 0				
1- 2	0- 0	0- 0	AWAY	0- 0	0- 0	1- 2				
0- 0	0- 0	0- 0	NEUTRAL	0- 0	0- 0	0- 0				

RPI	S	Opponent	Score	RPI	S	Opponent	Score	RPI	S	Opponent	Score	RPI	S	Opponent	Score	Team's RPI: 303
27	A	Purdue	48 67	90	H	UT Martin	53 63	117	H	Belmont	32 44	136	A	Memphis	55 70	
								143	H	Samford	39 50	148	A	Mercer	39 46	
								150	H	SIUE	57 62	177	A	Southeast Mo. St.	47 61	
								242	A	Austin Peay	59 61	281	A	Wofford	54 66	
								293	A	Ga. Southern	56 60	296	H	Kennesaw St.	61 52	
								301	A	Nicholls St.	63 49	302	A	Murray St.	74 71	
								310	H	Savannah St.	50 35	317	H	Alcorn	67 65	
								326	A	Jackson St.	65 71	342	H	Eastern Ill.	60 52	
LAST 12 Division I GAMES:																
117	H	Belmont	32 44	150	H	SIUE	57 62									
90	H	UT Martin	53 63	148	A	Mercer	39 46									
177	A	Southeast Mo. St.	47 61	301	A	Nicholls St.	63 49									
302	A	Murray St.	74 71	310	H	Savannah St.	50 35									
242	A	Austin Peay	59 61	293	A	Ga. Southern	56 60									
342	H	Eastern Ill.	60 52	317	H	Alcorn	67 65									

Non-Div I Games: Tuskegee 74 47

Jacksonville St.

■ Loss,
 ■ Non-Conf, S Site,
 ■ Home
 ■ Away
 N Neutral

Average RPI Win:	190	WON-LOST	WINNING	LAST 10	STRENGTH OF	OPP. STRENGTH	TEAM	ADJ.	CONF.	ADJ CONF.
Average RPI Loss:	49	RECORD	PCT. RANK	GAMES	SCHEDULE	OF SCHEDULE	RPI	RPI	RPI	RPI
DIV. I ONLY	12- 5	71	7- 3	120	76	70	70	13	13	
DIV. I NON-CONF.	7- 4	110	3- 3	105	42	84	84	11	11	
TOTALS	RPI 1-25	RPI 26-50	W-L RECORDS	RPI 51-100	RPI 101-150	RPI 150+				
12- 5	0- 2	0- 2	OVERALL	2- 0	1- 0	9- 1				
8- 0	0- 0	0- 0	HOME	1- 0	1- 0	6- 0				
4- 3	0- 1	0- 1	AWAY	1- 0	0- 0	3- 1				
0- 2	0- 1	0- 1	NEUTRAL	0- 0	0- 0	0- 0				
7- 4	0- 2	0- 2	NON-CONFERENCE	0- 0	1- 0	6- 0				
5- 0	0- 0	0- 0	HOME	0- 0	1- 0	4- 0				
2- 2	0- 1	0- 1	AWAY	0- 0	0- 0	2- 0				
0- 2	0- 1	0- 1	NEUTRAL	0- 0	0- 0	0- 0				
5- 1	0- 0	0- 0	CONFERENCE	2- 0	0- 0	3- 1				
3- 0	0- 0	0- 0	HOME	1- 0	0- 0	2- 0				
2- 1	0- 0	0- 0	AWAY	1- 0	0- 0	1- 1				
0- 0	0- 0	0- 0	NEUTRAL	0- 0	0- 0	0- 0				

RPI 1-25				RPI 26-50				RPI 51-100				RPI 101+			
RPI	S	Opponent	Score	RPI	S	Opponent	Score	RPI	S	Opponent	Score	RPI	S	Opponent	Score
4	N	Baylor	63 77	30	A	St. Bonaventure	45 56	88	A	Elon	81 76	118	H	Liberty	72 56
7	A	UCLA	61 90	42	N	West Virginia	62 69	96	H	Drexel	67 56	151	A	Hampton	68 56
												161	A	William & Mary	59 65
												175	H	Davidson	87 45
												179	H	Northeastern	85 62
												198	H	Col. of Charleston	83 61
												225	A	Richmond	73 47
												238	H	Morgan St.	92 31
												240	H	American	74 45
												268	A	Towson	64 57
												304	H	Longwood	88 30
LAST 12 Division I GAMES:															
268	A	Towson	64 57	175	H	Davidson	87 45	4	N	Baylor	63 77				
179	H	Northeastern	85 62	42	N	West Virginia	62 69	225	A	Richmond	73 47				
96	H	Drexel	67 56	30	A	St. Bonaventure	45 56	240	H	American	74 45				
88	A	Elon	81 76												
198	H	Col. of Charleston	83 61												
161	A	William & Mary	59 65												

Non-Div I Games:

James Madison

■ Loss,
 ■ Non-Conf, S Site,
 ■ Home
 ■ Away
 N Neutral

Kansas

Through Games Of Jan. 24, 2016

Average RPI Win:	202	WON-LOST	WINNING	LAST 10	STRENGTH OF	OPP. STRENGTH	TEAM	ADJ.	CONF.	ADJ CONF.
Average RPI Loss:	71	RECORD	PCT. RANK	GAMES	SCHEDULE	OF SCHEDULE	RPI	RPI	RPI	RPI
DIV. I ONLY	5- 14	288	0- 10	11	73	184	184	3	3	
DIV. I NON-CONF.	5- 6	180	1- 3	150	184	214	214	3	3	
TOTALS	RPI 1-25	RPI 26-50	W-L RECORDS	RPI 51-100	RPI 101-150	RPI 150+				
5- 14	0- 3	0- 5	OVERALL	0- 3	2- 2	3- 1				
4- 9	0- 3	0- 3	HOME	0- 1	2- 1	2- 1				
0- 5	0- 0	0- 2	AWAY	0- 2	0- 1	0- 0				
1- 0	0- 0	0- 0	NEUTRAL	0- 0	0- 0	1- 0				
5- 6	0- 0	0- 1	NON-CONFERENCE	0- 2	2- 2	3- 1				
4- 4	0- 0	0- 1	HOME	0- 1	2- 1	2- 1				
0- 2	0- 0	0- 0	AWAY	0- 1	0- 1	0- 0				
1- 0	0- 0	0- 0	NEUTRAL	0- 0	0- 0	1- 0				
0- 8	0- 3	0- 4	CONFERENCE	0- 1	0- 0	0- 0				
0- 5	0- 3	0- 2	HOME	0- 0	0- 0	0- 0				
0- 3	0- 0	0- 2	AWAY	0- 1	0- 0	0- 0				
0- 0	0- 0	0- 0	NEUTRAL	0- 0	0- 0	0- 0				

RPI S	Opponent	Score	RPI S	Opponent	Score	RPI S	Opponent	Score	RPI S	Opponent	Score	Team's RPI: 184
4	H Baylor	40 58	28	A Oklahoma	44 67	52	H Washington St.	53 66	111	H Creighton	67 54	
8	H Texas	38 75	34	H St. John's (NY)	71 86	77	A Iowa St.	49 65	136	H Memphis	72 63	
20	H Oklahoma St.	46 74	42	A West Virginia	35 72	84	A Arizona	52 67	137	A SMU	64 73	
			42	H West Virginia	45 65				139	H Oral Roberts	63 70	
			46	H Kansas St.	46 59				251	H Texas Southern	72 65	
									253	H Navy	61 54	
									259	N Northern Ill.	66 58	
									277	H UMKC	44 47	
LAST 12 Division I GAMES:												
20	H Oklahoma St.	46 74	42	H West Virginia	45 65							
46	H Kansas St.	46 59	28	A Oklahoma	44 67							
42	A West Virginia	35 72	139	H Oral Roberts	63 70							
8	H Texas	38 75	52	H Washington St.	53 66							
77	A Iowa St.	49 65	253	H Navy	61 54							
4	H Baylor	40 58	277	H UMKC	44 47							

Non-Div I Games:

Kansas

Loss, Non-Conf, S Site, H Home A Away N Neutral

Average RPI Win:	157	WON-LOST	WINNING	LAST 10	STRENGTH OF	OPP. STRENGTH	TEAM	ADJ.	CONF.	ADJ CONF.
Average RPI Loss:	49	RECORD	PCT. RANK	GAMES	SCHEDULE	OF SCHEDULE	RPI	RPI	RPI	RPI
DIV. I ONLY	14- 5	50	6- 4	51	63	46	46	3	3	
DIV. I NON-CONF.	10- 1	19	4- 0	83	182	16	16	3	3	
TOTALS	RPI 1-25	RPI 26-50	W-L RECORDS	RPI 51-100	RPI 101-150	RPI 150+				
14- 5	1- 1	1- 2	OVERALL	2- 2	2- 0	8- 0				
10- 2	1- 0	1- 1	HOME	2- 1	1- 0	5- 0				
4- 3	0- 1	0- 1	AWAY	0- 1	1- 0	3- 0				
0- 0	0- 0	0- 0	NEUTRAL	0- 0	0- 0	0- 0				
10- 1	0- 1	1- 0	NON-CONFERENCE	1- 0	1- 0	7- 0				
8- 0	0- 0	1- 0	HOME	1- 0	1- 0	5- 0				
2- 1	0- 1	0- 0	AWAY	0- 0	0- 0	2- 0				
0- 0	0- 0	0- 0	NEUTRAL	0- 0	0- 0	0- 0				
4- 4	1- 0	0- 2	CONFERENCE	1- 2	1- 0	1- 0				
2- 2	1- 0	0- 1	HOME	1- 1	0- 0	0- 0				
2- 2	0- 0	0- 1	AWAY	0- 1	1- 0	1- 0				
0- 0	0- 0	0- 0	NEUTRAL	0- 0	0- 0	0- 0				

RPI 1-25				RPI 26-50				Team's RPI: 46				RPI 51-100				RPI 101+			
RPI	S	Opponent	Score	RPI	S	Opponent	Score	RPI	S	Opponent	Score	RPI	S	Opponent	Score	RPI	S	Opponent	Score
3	A	UConn	57 97	28	A	Oklahoma	58 68	77	H	Iowa St.	79 84	114	H	Fla. Atlantic	102 53				
20	H	Oklahoma St.	47 44	38	H	Abilene Christian	76 45	81	H	South Dakota	84 81	122	A	Texas Tech	65 53				
				42	H	West Virginia	53 72	97	A	TCU	73 87	169	H	Southern U.	59 47				
								97	H	TCU	58 49	178	H	UTRGV	61 43				
												184	A	Kansas	59 46				
												190	A	Tulsa	75 67				
												191	H	Texas-Arlington	61 41				
												232	H	Western Ill.	84 45				
												244	H	Sam Houston St.	78 50				
												338	A	Chicago St.	63 54				
LAST 12 Division I GAMES:																			
122	A	Texas Tech	65 53	97	A	TCU	73 87												
184	A	Kansas	59 46	77	H	Iowa St.	79 84												
97	H	TCU	58 49	232	H	Western Ill.	84 45												
20	H	Oklahoma St.	47 44	244	H	Sam Houston St.	78 50												
28	A	Oklahoma	58 68	114	H	Fla. Atlantic	102 53												
42	H	West Virginia	53 72	178	H	UTRGV	61 43												

Non-Div I Games:

Kansas St.

■ Loss,
■ Non-Conf, S Site,
■ Home
■ Away
N Neutral

Average RPI Win:	293	WON-LOST	WINNING	LAST 10	STRENGTH OF	OPP. STRENGTH	TEAM	ADJ.	CONF.	ADJ CONF.
Average RPI Loss:	204	RECORD	PCT. RANK	GAMES	SCHEDULE	OF SCHEDULE	RPI	RPI	RPI	RPI
DIV. I ONLY	6- 12	249	3- 6	283	334	296	296	29	29	
DIV. I NON-CONF.	4- 10	253	1- 6	269	336	313	313	28	28	
TOTALS	RPI 1-25	RPI 26-50	W-L RECORDS	RPI 51-100	RPI 101-150	RPI 150+				
6- 12	0- 0	0- 2	OVERALL	0- 0	0- 2	6- 8				
5- 3	0- 0	0- 0	HOME	0- 0	0- 1	5- 2				
1- 9	0- 0	0- 2	AWAY	0- 0	0- 1	1- 6				
0- 0	0- 0	0- 0	NEUTRAL	0- 0	0- 0	0- 0				
4- 10	0- 0	0- 2	NON-CONFERENCE	0- 0	0- 2	4- 6				
4- 2	0- 0	0- 0	HOME	0- 0	0- 1	4- 1				
0- 8	0- 0	0- 2	AWAY	0- 0	0- 1	0- 5				
0- 0	0- 0	0- 0	NEUTRAL	0- 0	0- 0	0- 0				
2- 2	0- 0	0- 0	CONFERENCE	0- 0	0- 0	2- 2				
1- 1	0- 0	0- 0	HOME	0- 0	0- 0	1- 1				
1- 1	0- 0	0- 0	AWAY	0- 0	0- 0	1- 1				
0- 0	0- 0	0- 0	NEUTRAL	0- 0	0- 0	0- 0				

RPI S	Opponent	Score	RPI S	Opponent	Score	RPI S	Opponent	Score	RPI S	Opponent	Score	Team's RPI: 296
32	A Florida	57 84	47	A Georgia	34 89				135	A Xavier	59 62	
									148	H Mercer	61 72	
									193	A Jacksonville	63 78	
									208	H Stetson	54 57	
									209	A Gardner-Webb	56 70	
									223	H Presbyterian	49 47	
									242	H Austin Peay	73 65	
									264	H Georgia St.	62 66	
									281	A Wofford	59 70	
									303	A Jacksonville St.	52 61	
									309	A Morehead St.	77 83	
									311	A North Florida	70 55	
									313	A Florida A&M	67 69	
									318	H Western Caro.	65 53	
									319	H Lipscomb	55 54	
									345	H New Orleans	60 53	
LAST 12 Division I GAMES:												
208	H Stetson	54 57	309	A Morehead St.	77 83							
193	A Jacksonville	63 78	209	A Gardner-Webb	56 70							
311	A North Florida	70 55	242	H Austin Peay	73 65							
319	H Lipscomb	55 54	148	H Mercer	61 72							
281	A Wofford	59 70	47	A Georgia	34 89							
135	A Xavier	59 62	345	H New Orleans	60 53							

Non-Div I Games: Thomas (GA) 70 41

Kennesaw St.

■ Loss,
 ■ Non-Conf,
 ■ S Site,
 ■ H Home
 ■ A Away
 N Neutral

Average RPI Win:	307	WON-LOST	WINNING	LAST 10	STRENGTH OF	OPP. STRENGTH	TEAM	ADJ.	CONF.	ADJ CONF.
Average RPI Loss:	161	RECORD	PCT. RANK	GAMES	SCHEDULE	OF SCHEDULE	RPI	RPI	RPI	RPI
DIV. I ONLY	2- 14	330	0- 10	202	241	325	325	10	10	
DIV. I NON-CONF.	2- 7	280	1- 4	310	335	345	345	12	12	
TOTALS	RPI 1-25	RPI 26-50	W-L RECORDS	RPI 51-100	RPI 101-150	RPI 150+				
2- 14	0- 0	0- 1	OVERALL	0- 3	0- 5	2- 5				
2- 6	0- 0	0- 1	HOME	0- 1	0- 2	2- 2				
0- 8	0- 0	0- 0	AWAY	0- 2	0- 3	0- 3				
0- 0	0- 0	0- 0	NEUTRAL	0- 0	0- 0	0- 0				
2- 7	0- 0	0- 0	NON-CONFERENCE	0- 1	0- 2	2- 4				
2- 4	0- 0	0- 0	HOME	0- 1	0- 1	2- 2				
0- 3	0- 0	0- 0	AWAY	0- 0	0- 1	0- 2				
0- 0	0- 0	0- 0	NEUTRAL	0- 0	0- 0	0- 0				
0- 7	0- 0	0- 1	CONFERENCE	0- 2	0- 3	0- 1				
0- 2	0- 0	0- 1	HOME	0- 0	0- 1	0- 0				
0- 5	0- 0	0- 0	AWAY	0- 2	0- 2	0- 1				
0- 0	0- 0	0- 0	NEUTRAL	0- 0	0- 0	0- 0				

RPI 1-25				RPI 26-50				RPI 51-100				RPI 101+				Team's RPI: 325	
RPI	S	Opponent	Score	RPI	S	Opponent	Score	RPI	S	Opponent	Score	RPI	S	Opponent	Score		
				35	H	Ohio	54 93	87	A	Eastern Mich.	51 72	102	A	Youngstown St.	61 91		
								95	H	Minnesota	73 85	105	H	Wright St.	68 73		
								99	A	Central Mich.	61 81	106	A	Western Mich.	52 73		
												121	H	Buffalo	66 77		
												127	A	Toledo	67 73		
												189	H	Brown	57 62		
												241	A	Bowling Green	49 71		
												279	H	Colgate	76 71		
												299	H	Cleveland St.	49 60		
												312	A	Bradley	60 68		
												329	A	IPFW	68 86		
												334	H	North Dakota St.	75 54		
LAST 12 Division I GAMES:																	
				241	A	Bowling Green	49 71	99	A	Central Mich.	61 81						
				35	H	Ohio	54 93	189	H	Brown	57 62						
				87	A	Eastern Mich.	51 72	102	A	Youngstown St.	61 91						
				106	A	Western Mich.	52 73	312	A	Bradley	60 68						
				121	H	Buffalo	66 77	334	H	North Dakota St.	75 54						
				127	A	Toledo	67 73	299	H	Cleveland St.	49 60						

Non-Div I Games: Malone 73 59

Kent St.

Kentucky

Through Games Of Jan. 24, 2016

Average RPI Win:	139	WON-LOST	WINNING	LAST 10	STRENGTH OF	OPP. STRENGTH	TEAM	ADJ.	CONF.	ADJ CONF.
Average RPI Loss:	68	RECORD	PCT. RANK	GAMES	SCHEDULE	OF SCHEDULE	RPI	RPI	RPI	RPI
DIV. I ONLY	14- 3	26	7- 3	30	47	13	13	2	2	
DIV. I NON-CONF.	11- 0	1	6- 0	114	64	9	9	2	2	
TOTALS	RPI 1-25	RPI 26-50	W-L RECORDS	RPI 51-100	RPI 101-150	RPI 150+				
14- 3	2- 1	2- 0	OVERALL	3- 1	1- 1	6- 0				
10- 1	1- 1	1- 0	HOME	2- 0	1- 0	5- 0				
4- 2	1- 0	1- 0	AWAY	1- 1	0- 1	1- 0				
0- 0	0- 0	0- 0	NEUTRAL	0- 0	0- 0	0- 0				
11- 0	2- 0	1- 0	NON-CONFERENCE	2- 0	0- 0	6- 0				
8- 0	1- 0	1- 0	HOME	1- 0	0- 0	5- 0				
3- 0	1- 0	0- 0	AWAY	1- 0	0- 0	1- 0				
0- 0	0- 0	0- 0	NEUTRAL	0- 0	0- 0	0- 0				
3- 3	0- 1	1- 0	CONFERENCE	1- 1	1- 1	0- 0				
2- 1	0- 1	0- 0	HOME	1- 0	1- 0	0- 0				
1- 2	0- 0	1- 0	AWAY	0- 1	0- 1	0- 0				
0- 0	0- 0	0- 0	NEUTRAL	0- 0	0- 0	0- 0				

RPI	S	Opponent	Score	RPI	S	Opponent	Score	RPI	S	Opponent	Score	RPI	S	Opponent	Score
2	H	South Carolina	62 73	39	H	Duke	71 61	63	A	Auburn	61 66	124	H	Alabama	73 48
10	A	Arizona St.	68 64	47	A	Georgia	64 53	63	H	Auburn	54 47	140	A	Ole Miss	65 73
15	H	Louisville	72 54					87	H	Eastern Mich.	89 67	171	H	Colorado	86 61
								89	A	Middle Tenn.	68 52	187	A	Northern Ky.	84 65
												224	H	Tennessee St.	81 39
												258	H	Rice	72 39
												309	H	Morehead St.	112 57
												326	H	Jackson St.	92 24
LAST 12 Division I GAMES:															
140	A	Ole Miss	65 73	224	H	Tennessee St.	81 39								
63	H	Auburn	54 47	39	H	Duke	71 61								
2	H	South Carolina	62 73	89	A	Middle Tenn.	68 52								
47	A	Georgia	64 53	15	H	Louisville	72 54								
124	H	Alabama	73 48	187	A	Northern Ky.	84 65								
63	A	Auburn	61 66	326	H	Jackson St.	92 24								

Non-Div I Games:

Kentucky

■ Loss,
 ■ Non-Conf, S Site,
 ■ Home
 ■ Away
 N Neutral

Average RPI Win:	307	WON-LOST	WINNING	LAST 10	STRENGTH OF	OPP. STRENGTH	TEAM	ADJ.	CONF.	ADJ CONF.
Average RPI Loss:	219	RECORD	PCT. RANK	GAMES	SCHEDULE	OF SCHEDULE	RPI	RPI	RPI	RPI
DIV. I ONLY	5- 13	280	3- 7	339	333	324	324	31	31	
DIV. I NON-CONF.	2- 9	296	0- 5	307	274	326	326	32	32	
TOTALS	RPI 1-25	RPI 26-50	W-L RECORDS	RPI 51-100	RPI 101-150	RPI 150+				
5- 13	0- 1	0- 0	OVERALL	0- 1	0- 1	5- 10				
0- 8	0- 1	0- 0	HOME	0- 0	0- 0	0- 7				
5- 3	0- 0	0- 0	AWAY	0- 1	0- 1	5- 1				
0- 2	0- 0	0- 0	NEUTRAL	0- 0	0- 0	0- 2				
2- 9	0- 1	0- 0	NON-CONFERENCE	0- 1	0- 1	2- 6				
0- 5	0- 1	0- 0	HOME	0- 0	0- 0	0- 4				
2- 2	0- 0	0- 0	AWAY	0- 1	0- 1	2- 0				
0- 2	0- 0	0- 0	NEUTRAL	0- 0	0- 0	0- 2				
3- 4	0- 0	0- 0	CONFERENCE	0- 0	0- 0	3- 4				
0- 3	0- 0	0- 0	HOME	0- 0	0- 0	0- 3				
3- 1	0- 0	0- 0	AWAY	0- 0	0- 0	3- 1				
0- 0	0- 0	0- 0	NEUTRAL	0- 0	0- 0	0- 0				

RPI 1-25				RPI 26-50				RPI 51-100				RPI 101+ Team's RPI: 324			
RPI	S	Opponent	Score	RPI	S	Opponent	Score	RPI	S	Opponent	Score	RPI	S	Opponent	Score
14	H	Florida St.	42 78					100	A	Stony Brook	54 71	121	A	Buffalo	38 55
												199	H	Columbia	74 84
												205	H	Robert Morris	49 52
												227	A	Bryant	55 63
												236	N	Miami (OH)	49 68
												244	H	Sam Houston St.	56 63
												253	A	Navy	68 66
												269	N	Bethune-Cookman	55 68
												275	H	Saint Francis (PA)	75 84
												279	H	Colgate	53 63
												300	A	Central Conn. St.	59 45
												306	A	Howard	89 72
												335	H	NJIT	44 53
												337	A	Mt. St. Mary's	61 51
												340	A	Wagner	73 63
												341	H	St. Francis Brooklyn	51 71
LAST 12 Division I GAMES:															
341	H	St. Francis Brooklyn	51 71	337	A	Mt. St. Mary's	61 51								
340	A	Wagner	73 63	269	N	Bethune-Cookman	55 68								
227	A	Bryant	55 63	236	N	Miami (OH)	49 68								
205	H	Robert Morris	49 52	100	A	Stony Brook	54 71								
275	H	Saint Francis (PA)	75 84	199	H	Columbia	74 84								
300	A	Central Conn. St.	59 45	335	H	NJIT	44 53								

Non-Div I Games:

LIU Brooklyn

■ Loss,
 ■ Non-Conf,
 S Site,
 ■ Home
 ■ Away
 N Neutral

Average RPI Win:	185	WON-LOST	WINNING	LAST 10	STRENGTH OF	OPP. STRENGTH	TEAM	ADJ.	CONF.	ADJ CONF.
Average RPI Loss:	72	RECORD	PCT. RANK	GAMES	SCHEDULE	OF SCHEDULE	RPI	RPI	RPI	RPI
DIV. I ONLY	8- 12	226	2- 8	19	83	107	107	2	2	
DIV. I NON-CONF.	6- 7	176	2- 3	41	152	121	121	2	2	
TOTALS	RPI 1-25	RPI 26-50	W-L RECORDS	RPI 51-100	RPI 101-150	RPI 150+				
8- 12	0- 2	1- 3	OVERALL	0- 3	1- 4	6- 0				
5- 3	0- 1	0- 0	HOME	0- 0	1- 2	4- 0				
2- 7	0- 1	1- 2	AWAY	0- 2	0- 2	1- 0				
1- 2	0- 0	0- 1	NEUTRAL	0- 1	0- 0	1- 0				
6- 7	0- 1	0- 2	NON-CONFERENCE	0- 2	0- 2	6- 0				
4- 1	0- 0	0- 0	HOME	0- 0	0- 1	4- 0				
1- 4	0- 1	0- 1	AWAY	0- 1	0- 1	1- 0				
1- 2	0- 0	0- 1	NEUTRAL	0- 1	0- 0	1- 0				
2- 5	0- 1	1- 1	CONFERENCE	0- 1	1- 2	0- 0				
1- 2	0- 1	0- 0	HOME	0- 0	1- 1	0- 0				
1- 3	0- 0	1- 1	AWAY	0- 1	0- 1	0- 0				
0- 0	0- 0	0- 0	NEUTRAL	0- 0	0- 0	0- 0				

RPI 1-25				RPI 26-50				RPI 51-100				RPI 101+ Team's RPI: 107			
RPI	S	Opponent	Score	RPI	S	Opponent	Score	RPI	S	Opponent	Score	RPI	S	Opponent	Score
3	A	UConn	40 86	27	N	Purdue	52 69	51	A	Vanderbilt	42 58	124	A	Alabama	45 62
18	H	Texas A&M	35 53	32	A	Florida	45 53	66	A	Tulane	63 67	126	H	Arkansas	44 48
				40	A	Rutgers	57 69	91	N	Maine	41 52	140	H	Ole Miss	76 57
				47	A	Georgia	53 46					142	A	Wake Forest	57 60
												143	H	Samford	44 47
												159	H	Long Beach St.	59 53
												173	A	Little Rock	57 51
												195	N	Marist	72 49
												247	H	UC Santa Barbara	68 50
												251	H	Texas Southern	86 36
												270	H	La.-Monroe	61 54
LAST 12 Division I GAMES:															
47	A	Georgia	53 46	124	A	Alabama	45 62								
126	H	Arkansas	44 48	143	H	Samford	44 47								
32	A	Florida	45 53	3	A	UConn	40 86								
51	A	Vanderbilt	42 58	40	A	Rutgers	57 69								
18	H	Texas A&M	35 53	247	H	UC Santa Barbara	68 50								
140	H	Ole Miss	76 57	251	H	Texas Southern	86 36								

Non-Div I Games:

LSU

Average RPI Win:	321	WON-LOST	WINNING	LAST 10	STRENGTH OF	OPP. STRENGTH	TEAM	ADJ.	CONF.	ADJ CONF.
Average RPI Loss:	139	RECORD	PCT. RANK	GAMES	SCHEDULE	OF SCHEDULE	RPI	RPI	RPI	RPI
DIV. I ONLY	3- 16	323	2- 8	125	243	272	272	9	9	
DIV. I NON-CONF.	3- 10	277	2- 4	180	286	262	262	8	8	
TOTALS	RPI 1-25	RPI 26-50	W-L RECORDS	RPI 51-100	RPI 101-150	RPI 150+				
3- 16	0- 0	0- 2	OVERALL	0- 4	0- 1	3- 9				
0- 8	0- 0	0- 0	HOME	0- 3	0- 0	0- 5				
2- 7	0- 0	0- 2	AWAY	0- 1	0- 1	2- 3				
1- 1	0- 0	0- 0	NEUTRAL	0- 0	0- 0	1- 1				
3- 10	0- 0	0- 1	NON-CONFERENCE	0- 3	0- 1	3- 5				
0- 5	0- 0	0- 0	HOME	0- 3	0- 0	0- 2				
2- 4	0- 0	0- 1	AWAY	0- 0	0- 1	2- 2				
1- 1	0- 0	0- 0	NEUTRAL	0- 0	0- 0	1- 1				
0- 6	0- 0	0- 1	CONFERENCE	0- 1	0- 0	0- 4				
0- 3	0- 0	0- 0	HOME	0- 0	0- 0	0- 3				
0- 3	0- 0	0- 1	AWAY	0- 1	0- 0	0- 1				
0- 0	0- 0	0- 0	NEUTRAL	0- 0	0- 0	0- 0				

RPI 1-25				RPI 26-50				RPI 51-100				RPI 101+				Team's RPI: 272	
RPI	S	Opponent	Score	RPI	S	Opponent	Score	RPI	S	Opponent	Score	RPI	S	Opponent	Score		
				33	A	George Washington	59 83	57	H	Penn	68 78	142	A	Wake Forest	53 61		
				49	A	Miami (FL)	58 86	61	H	Villanova	56 67	158	A	George Mason	70 79		
								86	A	Saint Louis	70 79	160	H	North Texas	63 69		
								94	H	Temple	48 77	172	N	Milwaukee	53 69		
												175	H	Davidson	58 66		
												182	H	Rhode Island	61 72		
												197	A	UMBC	29 60		
												205	H	Robert Morris	45 76		
												225	H	Richmond	43 60		
												229	A	Fairfield	59 62		
												306	A	Howard	71 68		
												308	A	Monmouth	65 50		
												349	N	Norfolk St.	67 59		
LAST 12 Division I GAMES:																	
				86	A	Saint Louis	70 79	225	H	Richmond	43 60						
				57	H	Penn	68 78	308	A	Monmouth	65 50						
				182	H	Rhode Island	61 72	349	N	Norfolk St.	67 59						
				33	A	George Washington	59 83	61	H	Villanova	56 67						
				158	A	George Mason	70 79	160	H	North Texas	63 69						
				175	H	Davidson	58 66	197	A	UMBC	29 60						

Non-Div I Games:

La Salle

■ Loss,
■ Non-Conf,
■ S Site,
■ H Home
■ A Away
N Neutral

La.-Lafayette

Through Games Of Jan. 24, 2016

Average RPI Win:	228	WON-LOST	WINNING	LAST 10	STRENGTH OF	OPP. STRENGTH	TEAM	ADJ.	CONF.	ADJ CONF.
Average RPI Loss:	155	RECORD	PCT. RANK	GAMES	SCHEDULE	OF SCHEDULE	RPI	RPI	RPI	RPI
DIV. I ONLY	12- 3	29	8- 2	299	199	98	98	16	16	
DIV. I NON-CONF.	5- 2	86	2- 1	329	156	150	150	15	15	
TOTALS	RPI 1-25	RPI 26-50	W-L RECORDS	RPI 51-100	RPI 101-150	RPI 150+				
12- 3	0- 0	0- 0	OVERALL	0- 1	2- 0	10- 2				
5- 0	0- 0	0- 0	HOME	0- 0	0- 0	5- 0				
5- 3	0- 0	0- 0	AWAY	0- 1	1- 0	4- 2				
2- 0	0- 0	0- 0	NEUTRAL	0- 0	1- 0	1- 0				
5- 2	0- 0	0- 0	NON-CONFERENCE	0- 0	2- 0	3- 2				
2- 0	0- 0	0- 0	HOME	0- 0	0- 0	2- 0				
1- 2	0- 0	0- 0	AWAY	0- 0	1- 0	0- 2				
2- 0	0- 0	0- 0	NEUTRAL	0- 0	1- 0	1- 0				
7- 1	0- 0	0- 0	CONFERENCE	0- 1	0- 0	7- 0				
3- 0	0- 0	0- 0	HOME	0- 0	0- 0	3- 0				
4- 1	0- 0	0- 0	AWAY	0- 1	0- 0	4- 0				
0- 0	0- 0	0- 0	NEUTRAL	0- 0	0- 0	0- 0				

RPI 1-25				RPI 26-50				RPI 51-100				Team's RPI: 98		RPI 101+			
RPI	S	Opponent	Score	RPI	S	Opponent	Score	RPI	S	Opponent	Score			RPI	S	Opponent	Score
								55	A	Arkansas St.	56	83		126	N	Arkansas	67 59
														140	A	Ole Miss	82 78
														152	H	Troy	56 53
														173	A	Little Rock	65 58
														183	A	Louisiana Tech	62 79
														228	A	Houston	51 52
														247	H	UC Santa Barbara	61 42
														248	H	South Ala.	69 50
														254	H	Appalachian St.	60 51
														257	N	Sacred Heart	60 58
														264	A	Georgia St.	77 57
														270	A	La.-Monroe	71 52
														293	A	Ga. Southern	56 39
														317	H	Alcorn	73 61
LAST 12 Division I GAMES:																	
				152	H	Troy	56 53					254	H	Appalachian St.	60 51		
				248	H	South Ala.	69 50					317	H	Alcorn	73 61		
				264	A	Georgia St.	77 57					183	A	Louisiana Tech	62 79		
				293	A	Ga. Southern	56 39					247	H	UC Santa Barbara	61 42		
				55	A	Arkansas St.	56 83					270	A	La.-Monroe	71 52		
				173	A	Little Rock	65 58					257	N	Sacred Heart	60 58		

Non-Div I Games: Southern-N.O. 81 28 Dillard 84 36

La.-Lafayette

Loss, Non-Conf, S Site, H Home A Away N Neutral

Average RPI Win:	267	WON-LOST	WINNING	LAST 10	STRENGTH OF	OPP. STRENGTH	TEAM	ADJ.	CONF.	ADJ CONF.
Average RPI Loss:	161	RECORD	PCT. RANK	GAMES	SCHEDULE	OF SCHEDULE	RPI	RPI	RPI	RPI
DIV. I ONLY	4- 9	273	3- 6	261	223	270	270	16	16	
DIV. I NON-CONF.	2- 3	201	1- 2	318	162	232	232	15	15	
TOTALS	RPI 1-25	RPI 26-50	W-L RECORDS	RPI 51-100	RPI 101-150	RPI 150+				
4- 9	0- 0	0- 0	OVERALL	0- 3	0- 1	4- 5				
2- 3	0- 0	0- 0	HOME	0- 1	0- 0	2- 2				
2- 6	0- 0	0- 0	AWAY	0- 2	0- 1	2- 3				
0- 0	0- 0	0- 0	NEUTRAL	0- 0	0- 0	0- 0				
2- 3	0- 0	0- 0	NON-CONFERENCE	0- 1	0- 1	2- 1				
1- 0	0- 0	0- 0	HOME	0- 0	0- 0	1- 0				
1- 3	0- 0	0- 0	AWAY	0- 1	0- 1	1- 1				
0- 0	0- 0	0- 0	NEUTRAL	0- 0	0- 0	0- 0				
2- 6	0- 0	0- 0	CONFERENCE	0- 2	0- 0	2- 4				
1- 3	0- 0	0- 0	HOME	0- 1	0- 0	1- 2				
1- 3	0- 0	0- 0	AWAY	0- 1	0- 0	1- 2				
0- 0	0- 0	0- 0	NEUTRAL	0- 0	0- 0	0- 0				

RPI 1-25			RPI 26-50			RPI 51-100			RPI 101+			Team's RPI: 270
RPI	S	Opponent	Score	RPI	S	Opponent	Score	RPI	S	Opponent	Score	Score
						55 A Arkansas St.	43 66	107 A LSU			54 61	
						97 A TCU	42 80	152 H Troy			77 73	
						98 H La.-Lafayette	52 71	156 A McNeese St.			62 72	
								173 A Little Rock			44 56	
								248 H South Ala.			57 63	
								254 H Appalachian St.			54 57	
								264 A Georgia St.			52 65	
								293 A Ga. Southern			50 49	
								301 H Nicholls St.			69 57	
								321 A Southeastern La.			88 84	
LAST 12 Division I GAMES:												
248	H	South Ala.	57 63	254	H	Appalachian St.	54 57					
152	H	Troy	77 73	156	A	McNeese St.	62 72					
293	A	Ga. Southern	50 49	301	H	Nicholls St.	69 57					
264	A	Georgia St.	52 65	97	A	TCU	42 80					
173	A	Little Rock	44 56	98	H	La.-Lafayette	52 71					
55	A	Arkansas St.	43 66	321	A	Southeastern La.	88 84					

Non-Div I Games: LSU-Alexandria 73 42 Louisiana Col. 85 42 LSU-Shreveport 57 40 Dillard 70 46
La.-Monroe

Loss, Non-Conf, S Site, H Home A Away N Neutral

Lafayette

Through Games Of Jan. 24, 2016

Average RPI Win:	313	WON-LOST	WINNING	LAST 10	STRENGTH OF	OPP. STRENGTH	TEAM	ADJ.	CONF.	ADJ CONF.
Average RPI Loss:	202	RECORD	PCT. RANK	GAMES	SCHEDULE	OF SCHEDULE	RPI	RPI	RPI	RPI
DIV. I ONLY	4- 13	297	2- 8	320	305	332	332	28	28	
DIV. I NON-CONF.	2- 8	290	2- 3	286	305	334	334	29	29	
TOTALS	RPI 1-25	RPI 26-50	W-L RECORDS	RPI 51-100	RPI 101-150	RPI 150+				
4- 13	0- 1	0- 0	OVERALL	0- 2	0- 0	4- 10				
3- 4	0- 1	0- 0	HOME	0- 1	0- 0	3- 2				
1- 7	0- 0	0- 0	AWAY	0- 1	0- 0	1- 6				
0- 2	0- 0	0- 0	NEUTRAL	0- 0	0- 0	0- 2				
2- 8	0- 1	0- 0	NON-CONFERENCE	0- 1	0- 0	2- 6				
2- 1	0- 1	0- 0	HOME	0- 0	0- 0	2- 0				
0- 5	0- 0	0- 0	AWAY	0- 1	0- 0	0- 4				
0- 2	0- 0	0- 0	NEUTRAL	0- 0	0- 0	0- 2				
2- 5	0- 0	0- 0	CONFERENCE	0- 1	0- 0	2- 4				
1- 3	0- 0	0- 0	HOME	0- 1	0- 0	1- 2				
1- 2	0- 0	0- 0	AWAY	0- 0	0- 0	1- 2				
0- 0	0- 0	0- 0	NEUTRAL	0- 0	0- 0	0- 0				

RPI 1-25				RPI 26-50				RPI 51-100				RPI 101+ Team's RPI: 332			
RPI	S	Opponent	Score	RPI	S	Opponent	Score	RPI	S	Opponent	Score	RPI	S	Opponent	Score
24	H	Duquesne	65 73					57	A	Penn	37 54	194	A	Fordham	49 61
								80	H	Army West Point	45 78	212	A	Delaware	47 67
												218	A	Hartford	50 55
												221	N	Coppin St.	57 64
												225	N	Richmond	46 54
												240	A	American	60 51
												253	H	Navy	58 65
												261	A	Loyola Maryland	65 66
												265	A	Holy Cross	49 66
												279	H	Colgate	59 72
												323	H	Saint Peter's	72 69
												340	A	Wagner	48 69
												341	H	St. Francis Brooklyn	77 59
												347	H	Boston U.	71 56
LAST 12 Division I GAMES:															
240	A	American	60 51	221	N	Coppin St.	57 64								
253	H	Navy	58 65	225	N	Richmond	46 54								
265	A	Holy Cross	49 66	279	H	Colgate	59 72								
347	H	Boston U.	71 56	340	A	Wagner	48 69								
80	H	Army West Point	45 78	341	H	St. Francis Brooklyn	77 59								
261	A	Loyola Maryland	65 66	323	H	Saint Peter's	72 69								

Non-Div I Games:

Lafayette

Average RPI Win:	302	WON-LOST	WINNING	LAST 10	STRENGTH OF	OPP. STRENGTH	TEAM	ADJ.	CONF.	ADJ CONF.
Average RPI Loss:	173	RECORD	PCT. RANK	GAMES	SCHEDULE	OF SCHEDULE	RPI	RPI	RPI	RPI
DIV. I ONLY	4- 11	285	4- 5	280	244	295	295	27	27	
DIV. I NON-CONF.	0- 7	338	0- 2	171	77	320	320	26	26	
TOTALS	RPI 1-25	RPI 26-50	W-L RECORDS	RPI 51-100	RPI 101-150	RPI 150+				
4- 11	0- 1	0- 1	OVERALL	0- 1	0- 1	4- 7				
3- 2	0- 0	0- 0	HOME	0- 0	0- 0	3- 2				
1- 9	0- 1	0- 1	AWAY	0- 1	0- 1	1- 5				
0- 0	0- 0	0- 0	NEUTRAL	0- 0	0- 0	0- 0				
0- 7	0- 1	0- 1	NON-CONFERENCE	0- 1	0- 0	0- 4				
0- 1	0- 0	0- 0	HOME	0- 0	0- 0	0- 1				
0- 6	0- 1	0- 1	AWAY	0- 1	0- 0	0- 3				
0- 0	0- 0	0- 0	NEUTRAL	0- 0	0- 0	0- 0				
4- 4	0- 0	0- 0	CONFERENCE	0- 0	0- 1	4- 3				
3- 1	0- 0	0- 0	HOME	0- 0	0- 0	3- 1				
1- 3	0- 0	0- 0	AWAY	0- 0	0- 1	1- 2				
0- 0	0- 0	0- 0	NEUTRAL	0- 0	0- 0	0- 0				

RPI 1-25				RPI 26-50				RPI 51-100				RPI 101+ Team's RPI: 295			
RPI	S	Opponent	Score	RPI	S	Opponent	Score	RPI	S	Opponent	Score	RPI	S	Opponent	Score
20	A	Oklahoma St.	45 90	26	A	Missouri	57 91	56	A	Utah	67 71	125	A	Central Ark.	49 74
												157	H	Northwestern St.	51 73
												164	A	Loyola Chicago	71 82
												202	H	Canisius	55 57
												256	H	Houston Baptist	77 70
												263	A	Prairie View	72 80
												266	A	Northern Ariz.	63 75
												278	A	Stephen F. Austin	64 60
												301	A	Nicholls St.	59 69
												321	A	Southeastern La.	66 73
												328	H	A&M-Corpus Christi	75 70
												345	H	New Orleans	79 52
LAST 12 Division I GAMES:															
256	H	Houston Baptist	77 70	345	H	New Orleans	79 52								
278	A	Stephen F. Austin	64 60	301	A	Nicholls St.	59 69								
157	H	Northwestern St.	51 73	26	A	Missouri	57 91								
321	A	Southeastern La.	66 73	202	H	Canisius	55 57								
125	A	Central Ark.	49 74	263	A	Prairie View	72 80								
328	H	A&M-Corpus Christi	75 70	164	A	Loyola Chicago	71 82								

Non-Div I Games: Howard Payne 88 50 Schreiner 60 41 Tex. A&M-Kingsville 82 66 Louisiana Col. 99 34
Lamar

Loss, Non-Conf, S Site, H Home A Away N Neutral

Average RPI Win: 276	WON-LOST	WINNING	LAST 10	STRENGTH OF	OPP. STRENGTH	TEAM	ADJ.	CONF.	ADJ CONF.
Average RPI Loss: 143	RECORD	PCT. RANK	GAMES	SCHEDULE	OF SCHEDULE	RPI	RPI	RPI	RPI
DIV. I ONLY	10- 7	120	5- 5	325	222	217	217	28	28
DIV. I NON-CONF.	6- 4	124	1- 4	334	137	231	231	29	29
TOTALS	RPI 1-25	RPI 26-50	W-L RECORDS	RPI 51-100	RPI 101-150	RPI 150+			
10- 7	0- 0	0- 0	OVERALL	0- 3	0- 2	10- 2			
5- 3	0- 0	0- 0	HOME	0- 2	0- 0	5- 1			
5- 4	0- 0	0- 0	AWAY	0- 1	0- 2	5- 1			
0- 0	0- 0	0- 0	NEUTRAL	0- 0	0- 0	0- 0			
6- 4	0- 0	0- 0	NON-CONFERENCE	0- 2	0- 1	6- 1			
3- 2	0- 0	0- 0	HOME	0- 2	0- 0	3- 0			
3- 2	0- 0	0- 0	AWAY	0- 0	0- 1	3- 1			
0- 0	0- 0	0- 0	NEUTRAL	0- 0	0- 0	0- 0			
4- 3	0- 0	0- 0	CONFERENCE	0- 1	0- 1	4- 1			
2- 1	0- 0	0- 0	HOME	0- 0	0- 0	2- 1			
2- 2	0- 0	0- 0	AWAY	0- 1	0- 1	2- 0			
0- 0	0- 0	0- 0	NEUTRAL	0- 0	0- 0	0- 0			

RPI 1-25				RPI 26-50				RPI 51-100				RPI 101+				Team's RPI: 217	
RPI	S	Opponent	Score	RPI	S	Opponent	Score	RPI	S	Opponent	Score	RPI	S	Opponent	Score		
								61	H	Villanova	44	65	115	A	Bucknell	77	80
								80	A	Army West Point	39	63	134	A	Illinois	67	76
								82	H	Saint Joseph's	62	63	151	A	Hampton	63	56
													222	H	Montana	80	53
													240	H	American	55	59
													253	A	Navy	51	48
													261	H	Loyola Maryland	66	48
													265	H	Holy Cross	61	58
													290	A	Rider	60	61
													297	A	Delaware St.	83	49
													308	H	Monmouth	95	88
													323	H	Saint Peter's	74	42
													335	A	NJIT	75	47
													347	A	Boston U.	73	66
LAST 12 Division I GAMES:																	
				253	A	Navy	51	48					80	A	Army West Point	39	63
				265	H	Holy Cross	61	58					151	A	Hampton	63	56
				115	A	Bucknell	77	80					290	A	Rider	60	61
				240	H	American	55	59					134	A	Illinois	67	76
				261	H	Loyola Maryland	66	48					82	H	Saint Joseph's	62	63
				347	A	Boston U.	73	66					61	H	Villanova	44	65

Non-Div I Games: Kutztown 81 51

Lehigh

Liberty

Through Games Of Jan. 24, 2016

Average RPI Win:	243	WON-LOST	WINNING	LAST 10	STRENGTH OF	OPP. STRENGTH	TEAM	ADJ.	CONF.	ADJ CONF.
Average RPI Loss:	84	RECORD	PCT. RANK	GAMES	SCHEDULE	OF SCHEDULE	RPI	RPI	RPI	RPI
DIV. I ONLY	9- 8	158	6- 3	111	165	118	118	26	26	
DIV. I NON-CONF.	2- 6	272	0- 2	16	3	134	134	27	27	
TOTALS	RPI 1-25	RPI 26-50	W-L RECORDS	RPI 51-100	RPI 101-150	RPI 150+				
9- 8	0- 2	0- 2	OVERALL	1- 2	0- 0	8- 2				
4- 2	0- 1	0- 1	HOME	1- 0	0- 0	3- 0				
5- 4	0- 0	0- 1	AWAY	0- 1	0- 0	5- 2				
0- 2	0- 1	0- 0	NEUTRAL	0- 1	0- 0	0- 0				
2- 6	0- 2	0- 2	NON-CONFERENCE	1- 2	0- 0	1- 0				
1- 2	0- 1	0- 1	HOME	1- 0	0- 0	0- 0				
1- 2	0- 0	0- 1	AWAY	0- 1	0- 0	1- 0				
0- 2	0- 1	0- 0	NEUTRAL	0- 1	0- 0	0- 0				
7- 2	0- 0	0- 0	CONFERENCE	0- 0	0- 0	7- 2				
3- 0	0- 0	0- 0	HOME	0- 0	0- 0	3- 0				
4- 2	0- 0	0- 0	AWAY	0- 0	0- 0	4- 2				
0- 0	0- 0	0- 0	NEUTRAL	0- 0	0- 0	0- 0				

RPI S	Opponent	Score	RPI S	Opponent	Score	RPI S	Opponent	Score	RPI S	Opponent	Score	Team's RPI: 118
5 N	Ohio St.	65 75	39 A	Duke	41 79	60 N	California	72 77	170 H	UNC Asheville	71 53	
23 H	Seton Hall	56 92	45 H	North Carolina St.	53 61	70 A	James Madison	56 72	201 A	Radford	49 43	
						88 H	Elon	72 63	209 A	Gardner-Webb	57 61	
									223 A	Presbyterian	42 60	
									254 A	Appalachian St.	74 68	
									282 A	Campbell	62 52	
									285 H	Winthrop	77 61	
									289 A	Coastal Caro.	65 63	
									304 A	Longwood	72 67	
									315 H	Charleston So.	51 40	
LAST 12 Division I GAMES:												
304 A	Longwood	72 67	282 A	Campbell	62 52							
289 A	Coastal Caro.	65 63	39 A	Duke	41 79							
285 H	Winthrop	77 61	23 H	Seton Hall	56 92							
223 A	Presbyterian	42 60	315 H	Charleston So.	51 40							
170 H	UNC Asheville	71 53	209 A	Gardner-Webb	57 61							
201 A	Radford	49 43	60 N	California	72 77							

Non-Div I Games: Shepherd 69 57

Liberty

Loss, Non-Conf, S Site, H Home A Away N Neutral

Average RPI Win:	298	WON-LOST	WINNING	LAST 10	STRENGTH OF	OPP. STRENGTH	TEAM	ADJ.	CONF.	ADJ CONF.
Average RPI Loss:	196	RECORD	PCT. RANK	GAMES	SCHEDULE	OF SCHEDULE	RPI	RPI	RPI	RPI
DIV. I ONLY	2- 16	333	0- 10	186	337	319	319	29	29	
DIV. I NON-CONF.	2- 12	311	0- 8	193	342	314	314	28	28	
TOTALS	RPI 1-25	RPI 26-50	W-L RECORDS	RPI 51-100	RPI 101-150	RPI 150+				
2- 16	0- 0	0- 1	OVERALL	0- 2	0- 3	2- 10				
1- 7	0- 0	0- 1	HOME	0- 2	0- 1	1- 3				
1- 8	0- 0	0- 0	AWAY	0- 0	0- 2	1- 6				
0- 1	0- 0	0- 0	NEUTRAL	0- 0	0- 0	0- 1				
2- 12	0- 0	0- 1	NON-CONFERENCE	0- 1	0- 3	2- 7				
1- 6	0- 0	0- 1	HOME	0- 1	0- 1	1- 3				
1- 5	0- 0	0- 0	AWAY	0- 0	0- 2	1- 3				
0- 1	0- 0	0- 0	NEUTRAL	0- 0	0- 0	0- 1				
0- 4	0- 0	0- 0	CONFERENCE	0- 1	0- 0	0- 3				
0- 1	0- 0	0- 0	HOME	0- 1	0- 0	0- 0				
0- 3	0- 0	0- 0	AWAY	0- 0	0- 0	0- 3				
0- 0	0- 0	0- 0	NEUTRAL	0- 0	0- 0	0- 0				

RPI S	Opponent	Score	RPI S	Opponent	Score	RPI S	Opponent	Score	RPI S	Opponent	Score	Team's RPI: 319
43	H Ball St.	60 72	53	H Western Ky.	56 64	105	A Wright St.	65 92				
			71	H FGCU	39 71	117	H Belmont	68 90				
						124	A Alabama	49 68				
						177	H Southeast Mo. St.	69 84				
						193	A Jacksonville	51 81				
						224	A Tennessee St.	65 77				
						251	N Texas Southern	62 66				
						261	H Loyola Maryland	52 57				
						273	A Tennessee Tech	70 81				
						293	A Ga. Southern	66 55				
						296	A Kennesaw St.	54 55				
						302	H Murray St.	93 85				
						309	H Morehead St.	77 92				
						311	A North Florida	70 78				
						326	A Jackson St.	52 53				
LAST 12 Division I GAMES:												
71	H FGCU	39 71	53	H Western Ky.	56 64							
311	A North Florida	70 78	224	A Tennessee St.	65 77							
193	A Jacksonville	51 81	43	H Ball St.	60 72							
296	A Kennesaw St.	54 55	177	H Southeast Mo. St.	69 84							
326	A Jackson St.	52 53	309	H Morehead St.	77 92							
124	A Alabama	49 68	117	H Belmont	68 90							

Non-Div I Games: North Ala. 88 67

Lipscomb

■ Loss,
 ■ Non-Conf,
 ■ S Site,
 ■ H Home
 ■ A Away
 N Neutral

Little Rock

Through Games Of Jan. 24, 2016

Average RPI Win:	206	WON-LOST	WINNING	LAST 10	STRENGTH OF	OPP. STRENGTH	TEAM	ADJ.	CONF.	ADJ CONF.
Average RPI Loss:	90	RECORD	PCT. RANK	GAMES	SCHEDULE	OF SCHEDULE	RPI	RPI	RPI	RPI
DIV. I ONLY	6- 11	243	4- 6	77	95	173	173	16	16	
DIV. I NON-CONF.	2- 7	280	0- 4	25	16	174	174	15	15	
TOTALS	RPI 1-25	RPI 26-50	W-L RECORDS	RPI 51-100	RPI 101-150	RPI 150+				
6- 11	0- 2	0- 1	OVERALL	0- 3	2- 2	4- 3				
3- 5	0- 1	0- 0	HOME	0- 1	1- 2	2- 1				
3- 6	0- 1	0- 1	AWAY	0- 2	1- 0	2- 2				
0- 0	0- 0	0- 0	NEUTRAL	0- 0	0- 0	0- 0				
2- 7	0- 2	0- 1	NON-CONFERENCE	0- 1	2- 2	0- 1				
1- 4	0- 1	0- 0	HOME	0- 0	1- 2	0- 1				
1- 3	0- 1	0- 1	AWAY	0- 1	1- 0	0- 0				
0- 0	0- 0	0- 0	NEUTRAL	0- 0	0- 0	0- 0				
4- 4	0- 0	0- 0	CONFERENCE	0- 2	0- 0	4- 2				
2- 1	0- 0	0- 0	HOME	0- 1	0- 0	2- 0				
2- 3	0- 0	0- 0	AWAY	0- 1	0- 0	2- 2				
0- 0	0- 0	0- 0	NEUTRAL	0- 0	0- 0	0- 0				

RPI 1-25				RPI 26-50				RPI 51-100				RPI 101+ Team's RPI: 173			
RPI	S	Opponent	Score	RPI	S	Opponent	Score	RPI	S	Opponent	Score	RPI	S	Opponent	Score
8	H	Texas	56 66	28	A	Oklahoma	52 65	55	A	Arkansas St.	53 66	104	H	Missouri St.	58 64
18	A	Texas A&M	39 69					66	A	Tulane	53 69	107	H	LSU	51 57
								98	H	La.-Lafayette	58 65	136	H	Memphis	61 53
												139	A	Oral Roberts	66 52
												152	A	Troy	71 78
												167	A	Texas St.	57 67
												190	H	Tulsa	63 74
												191	A	Texas-Arlington	59 55
												248	A	South Ala.	47 34
												254	H	Appalachian St.	67 50
												270	H	La.-Monroe	56 44
LAST 12 Division I GAMES:															
191	A	Texas-Arlington	59 55	152	A	Troy	71 78								
167	A	Texas St.	57 67	248	A	South Ala.	47 34								
55	A	Arkansas St.	53 66	18	A	Texas A&M	39 69								
254	H	Appalachian St.	67 50	104	H	Missouri St.	58 64								
270	H	La.-Monroe	56 44	190	H	Tulsa	63 74								
98	H	La.-Lafayette	58 65	8	H	Texas	56 66								

Non-Div I Games:

Little Rock

Loss, Non-Conf, S Site, H Home A Away N Neutral

Average RPI Win:	233	WON-LOST	WINNING	LAST 10	STRENGTH OF	OPP. STRENGTH	TEAM	ADJ.	CONF.	ADJ CONF.
Average RPI Loss:	94	RECORD	PCT. RANK	GAMES	SCHEDULE	OF SCHEDULE	RPI	RPI	RPI	RPI
DIV. I ONLY	14- 5	50	7- 3	324	113	159	159	22	22	
DIV. I NON-CONF.	11- 3	55	5- 2	285	68	108	108	21	21	
TOTALS	RPI 1-25	RPI 26-50	W-L RECORDS	RPI 51-100	RPI 101-150	RPI 150+				
14- 5	0- 1	1- 0	OVERALL	0- 1	1- 2	12- 1				
6- 3	0- 0	1- 0	HOME	0- 1	0- 1	5- 1				
6- 2	0- 1	0- 0	AWAY	0- 0	1- 1	5- 0				
2- 0	0- 0	0- 0	NEUTRAL	0- 0	0- 0	2- 0				
11- 3	0- 1	1- 0	NON-CONFERENCE	0- 0	1- 2	9- 0				
5- 1	0- 0	1- 0	HOME	0- 0	0- 1	4- 0				
4- 2	0- 1	0- 0	AWAY	0- 0	1- 1	3- 0				
2- 0	0- 0	0- 0	NEUTRAL	0- 0	0- 0	2- 0				
3- 2	0- 0	0- 0	CONFERENCE	0- 1	0- 0	3- 1				
1- 2	0- 0	0- 0	HOME	0- 1	0- 0	1- 1				
2- 0	0- 0	0- 0	AWAY	0- 0	0- 0	2- 0				
0- 0	0- 0	0- 0	NEUTRAL	0- 0	0- 0	0- 0				

RPI S	Opponent	Score	RPI S	Opponent	Score	RPI S	Opponent	Score	RPI S	Opponent	Score	Team's RPI: 159
19	A Southern California	43 69	31	H UTEP	47 40	73	H UC Riverside	60 78	107	A LSU	53 59	
									116	H San Francisco	52 66	
									145	A Pacific	68 60	
									155	H Hawaii	55 67	
									157	N Northwestern St.	60 59	
									171	H Colorado	59 42	
									185	H UNLV	67 63	
									203	A Seattle	69 57	
									228	A Houston	47 41	
									266	N Northern Ariz.	69 48	
									267	H San Diego St.	74 54	
									286	A Denver	48 41	
									314	A UC Irvine	71 65	
									333	A Cal St. Fullerton	82 61	
									333	H Cal St. Fullerton	62 57	
									336	H Portland St.	89 71	
LAST 12 Division I GAMES:												
333	H	Cal St. Fullerton	62	57	286	A	Denver	48	41			
314	A	UC Irvine	71	65	185	H	UNLV	67	63			
73	H	UC Riverside	60	78	31	H	UTEP	47	40			
333	A	Cal St. Fullerton	82	61	19	A	Southern California	43	69			
155	H	Hawaii	55	67	116	H	San Francisco	52	66			
203	A	Seattle	69	57	171	H	Colorado	59	42			

Non-Div I Games:

Long Beach St.

■ Loss,
■ Non-Conf, S Site,
■ Home
■ Away
N Neutral

Average RPI Win:	307	WON-LOST	WINNING	LAST 10	STRENGTH OF	OPP. STRENGTH	TEAM	ADJ.	CONF.	ADJ CONF.
Average RPI Loss:	183	RECORD	PCT. RANK	GAMES	SCHEDULE	OF SCHEDULE	RPI	RPI	RPI	RPI
DIV. I ONLY	3- 14	318	2- 7	232	304	304	304	26	26	
DIV. I NON-CONF.	1- 6	311	0- 2	138	197	278	278	27	27	
TOTALS	RPI 1-25	RPI 26-50	W-L RECORDS	RPI 51-100	RPI 101-150	RPI 150+				
3- 14	0- 1	0- 1	OVERALL	0- 2	0- 1	3- 9				
1- 5	0- 0	0- 0	HOME	0- 0	0- 1	1- 4				
2- 9	0- 0	0- 0	AWAY	0- 0	0- 0	2- 1				
0- 0	0- 0	0- 0	NEUTRAL	0- 0	0- 0	0- 0				
1- 6	0- 1	0- 1	NON-CONFERENCE	0- 2	0- 0	1- 2				
1- 0	0- 0	0- 0	HOME	0- 0	0- 0	1- 0				
0- 6	0- 1	0- 1	AWAY	0- 2	0- 0	0- 2				
0- 0	0- 0	0- 0	NEUTRAL	0- 0	0- 0	0- 0				
2- 8	0- 0	0- 0	CONFERENCE	0- 0	0- 1	2- 7				
0- 5	0- 0	0- 0	HOME	0- 0	0- 1	0- 4				
2- 3	0- 0	0- 0	AWAY	0- 0	0- 0	2- 3				
0- 0	0- 0	0- 0	NEUTRAL	0- 0	0- 0	0- 0				

RPI 1-25				RPI 26-50				RPI 51-100				RPI 101+ Team's RPI: 304			
RPI	S	Opponent	Score	RPI	S	Opponent	Score	RPI	S	Opponent	Score	RPI	S	Opponent	Score
9	A	Oregon St.	45 110	42	A	West Virginia	43 74	70	A	James Madison	30 88	118	H	Liberty	67 72
								85	A	Virginia	46 81	170	A	UNC Asheville	42 81
												201	H	Radford	67 79
												209	A	Gardner-Webb	42 67
												223	H	Presbyterian	38 59
												260	A	High Point	68 79
												276	A	UNCG	60 81
												282	H	Campbell	56 73
												285	A	Winthrop	63 60
												289	A	Coastal Caro.	56 48
												297	A	Delaware St.	63 88
												315	H	Charleston So.	54 63
												348	H	N.C. Central	60 49
LAST 12 Division I GAMES:															
118	H	Liberty	67 72	285	A	Winthrop	63 60	315	H	Charleston So.	54 63				
209	A	Gardner-Webb	42 67	297	A	Delaware St.	63 88	42	A	West Virginia	43 74				
201	H	Radford	67 79	223	H	Presbyterian	38 59	260	A	High Point	68 79				
170	A	UNC Asheville	42 81												
282	H	Campbell	56 73												
289	A	Coastal Caro.	56 48												

Non-Div I Games: Notre Dame (MD) 83 32 N.C. Wesleyan 100 57

Longwood

■ Loss,
 ■ Non-Conf,
 ■ S Site,
 ■ H Home
 ■ A Away
 N Neutral

Louisiana Tech

Through Games Of Jan. 24, 2016

Average RPI Win:	213	WON-LOST	WINNING	LAST 10	STRENGTH OF	OPP. STRENGTH	TEAM	ADJ.	CONF.	ADJ CONF.
Average RPI Loss:	116	RECORD	PCT. RANK	GAMES	SCHEDULE	OF SCHEDULE	RPI	RPI	RPI	RPI
DIV. I ONLY	8- 8	169	1- 0	182	109	183	183	11	11	
DIV. I NON-CONF.	4- 6	201	1- 0	181	150	212	212	10	10	
TOTALS	RPI 1-25	RPI 26-50	W-L RECORDS	RPI 51-100	RPI 101-150	RPI 150+				
8- 8	0- 1	0- 1	OVERALL	1- 2	2- 1	5- 3				
5- 3	0- 0	0- 1	HOME	1- 0	2- 0	2- 2				
2- 4	0- 0	0- 0	AWAY	0- 1	0- 0	2- 0				
1- 1	0- 1	0- 0	NEUTRAL	0- 0	0- 0	1- 0				
4- 6	0- 1	0- 1	NON-CONFERENCE	1- 1	0- 0	3- 3				
2- 3	0- 0	0- 1	HOME	1- 0	0- 0	1- 2				
1- 2	0- 0	0- 0	AWAY	0- 1	0- 0	1- 1				
1- 1	0- 1	0- 0	NEUTRAL	0- 0	0- 0	1- 0				
4- 2	0- 0	0- 0	CONFERENCE	0- 1	2- 1	2- 0				
3- 0	0- 0	0- 0	HOME	0- 0	2- 0	1- 0				
1- 2	0- 0	0- 0	AWAY	0- 1	0- 1	1- 0				
0- 0	0- 0	0- 0	NEUTRAL	0- 0	0- 0	0- 0				

RPI 1-25				RPI 26-50				RPI 51-100				RPI 101+ Team's RPI: 183			
RPI	S	Opponent	Score	RPI	S	Opponent	Score	RPI	S	Opponent	Score	RPI	S	Opponent	Score
7	N	UCLA	57 68	37	H	Mississippi St.	63 93	79	A	Charlotte	58 63	114	H	Fla. Atlantic	65 62
								84	A	Arizona	67 77	140	A	Southern Miss.	59 69
								98	H	La.-Lafayette	79 62	140	H	Southern Miss.	72 37
												156	H	McNeese St.	71 74
												165	A	Wisconsin	65 79
												168	A	Old Dominion	69 51
												263	H	Prairie View	68 77
												278	H	Stephen F. Austin	76 44
												286	N	Denver	58 53
												301	A	Nicholls St.	58 55
												316	H	FIU	82 63
LAST 12 Division I GAMES:															
286	N	Denver	58 53	140	A	Southern Miss.	59 69	156	H	McNeese St.	71 74	98	H	La.-Lafayette	79 62
140	H	Southern Miss.	72 37	37	H	Mississippi St.	63 93	84	A	Arizona	67 77	301	A	Nicholls St.	58 55
114	H	Fla. Atlantic	65 62												
316	H	FIU	82 63												
79	A	Charlotte	58 63												
168	A	Old Dominion	69 51												

Non-Div I Games: Loyola (LA) 76 40

Louisiana Tech

■ Loss,
 ■ Non-Conf,
 ■ S Site,
 ■ H Home
 ■ A Away
 N Neutral

Louisville

Through Games Of Jan. 24, 2016

Average RPI Win:	125	WON-LOST	WINNING	LAST 10	STRENGTH OF	OPP. STRENGTH	TEAM	ADJ.	CONF.	ADJ CONF.
Average RPI Loss:	39	RECORD	PCT. RANK	GAMES	SCHEDULE	OF SCHEDULE	RPI	RPI	RPI	RPI
DIV. I ONLY	14- 5	50	10- 0	15	26	15	15	5	5	
DIV. I NON-CONF.	8- 5	118	5- 1	64	38	71	71	5	5	
TOTALS	RPI 1-25	RPI 26-50	W-L RECORDS	RPI 51-100	RPI 101-150	RPI 150+				
14- 5	2- 1	2- 2	OVERALL	3- 2	2- 0	5- 0				
7- 1	1- 0	1- 0	HOME	2- 1	1- 0	2- 0				
6- 2	1- 1	1- 0	AWAY	1- 1	1- 0	2- 0				
1- 2	0- 0	0- 2	NEUTRAL	0- 0	0- 0	1- 0				
8- 5	1- 1	0- 2	NON-CONFERENCE	1- 2	1- 0	5- 0				
4- 1	0- 0	0- 0	HOME	1- 1	1- 0	2- 0				
3- 2	1- 1	0- 0	AWAY	0- 1	0- 0	2- 0				
1- 2	0- 0	0- 2	NEUTRAL	0- 0	0- 0	1- 0				
6- 0	1- 0	2- 0	CONFERENCE	2- 0	1- 0	0- 0				
3- 0	1- 0	1- 0	HOME	1- 0	0- 0	0- 0				
3- 0	0- 0	1- 0	AWAY	1- 0	1- 0	0- 0				
0- 0	0- 0	0- 0	NEUTRAL	0- 0	0- 0	0- 0				

RPI 1-25				RPI 26-50				RPI 51-100				RPI 101+			
RPI	S	Opponent	Score	RPI	S	Opponent	Score	RPI	S	Opponent	Score	RPI	S	Opponent	Score
13	A	Kentucky	54 72	27	N	Purdue	60 62	53	A	Western Ky.	69 71	101	A	Georgia Tech	78 65
14	H	Florida St.	79 69	39	H	Duke	65 48	60	H	California	71 75	133	H	IUPUI	70 61
21	A	Michigan St.	85 78	41	N	Dayton	66 79	75	H	Virginia Tech	56 45	180	H	Valparaiso	75 42
				45	A	North Carolina St.	92 90	85	A	Virginia	59 41	195	N	Marist	65 53
								90	H	UT Martin	88 66	198	A	Col. of Charleston	71 67
												273	A	Tennessee Tech	76 54
												305	H	Dartmouth	94 52
LAST 12 Division I GAMES:															
				45	A	North Carolina St.	92 90	90	H	UT Martin	88 66				
				85	A	Virginia	59 41	198	A	Col. of Charleston	71 67				
				39	H	Duke	65 48	273	A	Tennessee Tech	76 54				
				75	H	Virginia Tech	56 45	305	H	Dartmouth	94 52				
				101	A	Georgia Tech	78 65	133	H	IUPUI	70 61				
				14	H	Florida St.	79 69	13	A	Kentucky	54 72				

Non-Div I Games:

Louisville

■ Loss,
 ■ Non-Conf, S Site,
 ■ Home
 ■ Away
 N Neutral

Average RPI Win:	255	WON-LOST	WINNING	LAST 10	STRENGTH OF	OPP. STRENGTH	TEAM	ADJ.	CONF.	ADJ CONF.
Average RPI Loss:	91	RECORD	PCT. RANK	GAMES	SCHEDULE	OF SCHEDULE	RPI	RPI	RPI	RPI
DIV. I ONLY	9- 9	169	7- 3	201	128	164	164	21	21	
DIV. I NON-CONF.	4- 7	222	2- 3	81	43	149	149	18	18	
TOTALS	RPI 1-25	RPI 26-50	W-L RECORDS	RPI 51-100	RPI 101-150	RPI 150+				
9- 9	0- 2	1- 1	OVERALL	0- 2	1- 3	7- 1				
2- 5	0- 0	0- 1	HOME	0- 2	0- 2	2- 0				
7- 4	0- 2	1- 0	AWAY	0- 0	1- 1	5- 1				
0- 0	0- 0	0- 0	NEUTRAL	0- 0	0- 0	0- 0				
4- 7	0- 2	1- 1	NON-CONFERENCE	0- 2	0- 2	3- 0				
1- 4	0- 0	0- 1	HOME	0- 2	0- 1	1- 0				
3- 3	0- 2	1- 0	AWAY	0- 0	0- 1	2- 0				
0- 0	0- 0	0- 0	NEUTRAL	0- 0	0- 0	0- 0				
5- 2	0- 0	0- 0	CONFERENCE	0- 0	1- 1	4- 1				
1- 1	0- 0	0- 0	HOME	0- 0	0- 1	1- 0				
4- 1	0- 0	0- 0	AWAY	0- 0	1- 0	3- 1				
0- 0	0- 0	0- 0	NEUTRAL	0- 0	0- 0	0- 0				

RPI 1-25				RPI 26-50				RPI 51-100				RPI 101+ Team's RPI: 164			
RPI	S	Opponent	Score	RPI	S	Opponent	Score	RPI	S	Opponent	Score	RPI	S	Opponent	Score
12	A	Green Bay	51 65	29	A	DePaul	88 75	69	H	Northwestern	72 81	101	A	Georgia Tech	77 84
21	A	Michigan St.	47 76	49	H	Miami (FL)	50 77	99	H	Central Mich.	59 68	104	H	Missouri St.	62 73
												106	H	Western Mich.	45 68
												146	A	Southern Ill.	69 68
												255	A	Indiana St.	48 62
												258	A	Rice	57 50
												291	A	Evansville	63 49
												292	H	Wichita St.	60 55
												295	H	Lamar	82 71
												312	A	Bradley	67 54
												327	A	Illinois St.	57 41
												342	A	Eastern Ill.	86 75
LAST 12 Division I GAMES:															
327	A	Illinois St.	57 41	312	A	Bradley	67 54								
255	A	Indiana St.	48 62	258	A	Rice	57 50								
104	H	Missouri St.	62 73	29	A	DePaul	88 75								
292	H	Wichita St.	60 55	12	A	Green Bay	51 65								
146	A	Southern Ill.	69 68	69	H	Northwestern	72 81								
291	A	Evansville	63 49	21	A	Michigan St.	47 76								

Non-Div I Games:

Loyola Chicago

■ Loss,
■ Non-Conf,
■ S Site,
■ H Home
■ A Away
N Neutral

Loyola Maryland

Through Games Of Jan. 24, 2016

Average RPI Win:	307	WON-LOST	WINNING	LAST 10	STRENGTH OF	OPP. STRENGTH	TEAM	ADJ.	CONF.	ADJ CONF.
Average RPI Loss:	163	RECORD	PCT. RANK	GAMES	SCHEDULE	OF SCHEDULE	RPI	RPI	RPI	RPI
DIV. I ONLY	8- 11	211	5- 5	289	331	261	261	28	28	
DIV. I NON-CONF.	3- 8	258	1- 3	294	328	301	301	29	29	
TOTALS	RPI 1-25	RPI 26-50	W-L RECORDS	RPI 51-100	RPI 101-150	RPI 150+				
8- 11	0- 1	0- 0	OVERALL	0- 2	0- 1	8- 7				
5- 3	0- 0	0- 0	HOME	0- 0	0- 0	5- 3				
3- 8	0- 1	0- 0	AWAY	0- 2	0- 1	3- 4				
0- 0	0- 0	0- 0	NEUTRAL	0- 0	0- 0	0- 0				
3- 8	0- 1	0- 0	NON-CONFERENCE	0- 1	0- 0	3- 6				
1- 3	0- 0	0- 0	HOME	0- 0	0- 0	1- 3				
2- 5	0- 1	0- 0	AWAY	0- 1	0- 0	2- 3				
0- 0	0- 0	0- 0	NEUTRAL	0- 0	0- 0	0- 0				
5- 3	0- 0	0- 0	CONFERENCE	0- 1	0- 1	5- 1				
4- 0	0- 0	0- 0	HOME	0- 0	0- 0	4- 0				
1- 3	0- 0	0- 0	AWAY	0- 1	0- 1	1- 1				
0- 0	0- 0	0- 0	NEUTRAL	0- 0	0- 0	0- 0				

RPI 1-25			RPI 26-50			RPI 51-100			RPI 101+ Team's RPI: 261		
RPI	S	Opponent	Score	RPI	S	Opponent	Score	RPI	S	Opponent	Score
25	A	Maryland	47 97					61	A	Villanova	55 67
								80	A	Army West Point	37 70
								115	A	Bucknell	64 71
								161	H	William & Mary	61 62
								168	A	Old Dominion	41 64
								197	H	UMBC	46 52
								199	A	Columbia	53 63
								217	A	Lehigh	48 66
								229	H	Fairfield	45 71
								240	H	American	52 46
								253	H	Navy	51 38
								279	A	Colgate	65 49
								319	A	Lipscomb	57 52
								332	H	Lafayette	66 65
								337	A	Mt. St. Mary's	65 63
								341	A	St. Francis Brooklyn	54 64
								347	H	Boston U.	63 54
								349	H	Norfolk St.	75 67
LAST 12 Division I GAMES:											
279	A	Colgate	65 49	332	H	Lafayette	66 65				
115	A	Bucknell	64 71	240	H	American	52 46				
347	H	Boston U.	63 54	341	A	St. Francis Brooklyn	54 64				
253	H	Navy	51 38	197	H	UMBC	46 52				
80	A	Army West Point	37 70	25	A	Maryland	47 97				
217	A	Lehigh	48 66	337	A	Mt. St. Mary's	65 63				

Non-Div I Games:

Loyola Maryland

Loss, Non-Conf, S Site, H Home A Away N Neutral

Average RPI Win:	259	WON-LOST	WINNING	LAST 10	STRENGTH OF	OPP. STRENGTH	TEAM	ADJ.	CONF.	ADJ CONF.
Average RPI Loss:	118	RECORD	PCT. RANK	GAMES	SCHEDULE	OF SCHEDULE	RPI	RPI	RPI	RPI
DIV. I ONLY	7- 13	246	1- 0	236	106	249	249	8	8	
DIV. I NON-CONF.	4- 7	222	1- 0	331	151	302	302	9	9	
TOTALS	RPI 1-25	RPI 26-50	W-L RECORDS	RPI 51-100	RPI 101-150	RPI 150+				
7- 13	0- 1	0- 2	OVERALL	0- 4	1- 1	6- 5				
4- 5	0- 0	0- 0	HOME	0- 2	0- 1	4- 2				
2- 8	0- 1	0- 2	AWAY	0- 2	1- 0	1- 3				
1- 0	0- 0	0- 0	NEUTRAL	0- 0	0- 0	1- 0				
4- 7	0- 0	0- 1	NON-CONFERENCE	0- 1	0- 0	4- 5				
2- 2	0- 0	0- 0	HOME	0- 0	0- 0	2- 2				
1- 5	0- 0	0- 1	AWAY	0- 1	0- 0	1- 3				
1- 0	0- 0	0- 0	NEUTRAL	0- 0	0- 0	1- 0				
3- 6	0- 1	0- 1	CONFERENCE	0- 3	1- 1	2- 0				
2- 3	0- 0	0- 0	HOME	0- 2	0- 1	2- 0				
1- 3	0- 1	0- 1	AWAY	0- 1	1- 0	0- 0				
0- 0	0- 0	0- 0	NEUTRAL	0- 0	0- 0	0- 0				

RPI 1-25	RPI 26-50	RPI 51-100	RPI 101+	Team's RPI: 249
RPI S Opponent Score	RPI S Opponent Score	RPI S Opponent Score	RPI S Opponent Score	
16 A BYU 61 75	26 A Missouri 48 80	64 A San Diego 58 82	116 H San Francisco 73 75	
	50 A St. Mary's (CA) 57 72	68 H Santa Clara 56 57	145 A Pacific 63 60	
		73 A UC Riverside 62 80	155 A Hawaii 51 65	
		76 H Gonzaga 59 66	171 A Colorado 81 92	
			181 A Cal Poly 58 70	
			203 H Seattle 69 78	
			247 A UC Santa Barbara 70 63	
			252 H Pepperdine 79 69	
			267 H San Diego St. 92 65	
			271 H Portland 62 52	
			314 H UC Irvine 95 50	
			320 N Nevada 69 58	
			333 H Cal St. Fullerton 73 75	
LAST 12 Division I GAMES:				
314 H UC Irvine 95 50	50 A St. Mary's (CA) 57 72			
64 A San Diego 58 82	252 H Pepperdine 79 69			
16 A BYU 61 75	76 H Gonzaga 59 66			
68 H Santa Clara 56 57	271 H Portland 62 52			
116 H San Francisco 73 75	181 A Cal Poly 58 70			
145 A Pacific 63 60	267 H San Diego St. 92 65			

Non-Div I Games:

Loyola Marymount

■ Loss,
 ■ Non-Conf,
 ■ S Site,
 ■ H Home
 ■ A Away
 N Neutral

Average RPI Win: 228		WON-LOST	WINNING	LAST 10	STRENGTH OF	OPP. STRENGTH	TEAM	ADJ.	CONF.	ADJ CONF.
Average RPI Loss: 81		RECORD	PCT. RANK	GAMES	SCHEDULE	OF SCHEDULE	RPI	RPI	RPI	RPI
DIV. I ONLY		13- 7	89	7- 3	190	144	91	91	15	15
DIV. I NON-CONF.		8- 6	136	3- 3	209	94	118	118	16	16
TOTALS		RPI 1-25	RPI 26-50		W-L RECORDS		RPI 51-100	RPI 101-150	RPI 150+	
13- 7	0- 0	0- 3		OVERALL		1- 2	2- 1		10- 1	
6- 0	0- 0	0- 0		HOME		1- 0	0- 0		5- 0	
5- 6	0- 0	0- 2		AWAY		0- 2	0- 1		5- 1	
2- 1	0- 0	0- 1		NEUTRAL		0- 0	2- 0		0- 0	
8- 6	0- 0	0- 2		NON-CONFERENCE		0- 2	2- 1		6- 1	
3- 0	0- 0	0- 0		HOME		0- 0	0- 0		3- 0	
3- 5	0- 0	0- 1		AWAY		0- 2	0- 1		3- 1	
2- 1	0- 0	0- 1		NEUTRAL		0- 0	2- 0		0- 0	
5- 1	0- 0	0- 1		CONFERENCE		1- 0	0- 0		4- 0	
3- 0	0- 0	0- 0		HOME		1- 0	0- 0		2- 0	
2- 1	0- 0	0- 1		AWAY		0- 0	0- 0		2- 0	
0- 0	0- 0	0- 0		NEUTRAL		0- 0	0- 0		0- 0	

RPI 1-25				RPI 26-50				RPI 51-100				Team's RPI: 91				RPI 101+			
RPI	S	Opponent	Score	RPI	S	Opponent	Score	RPI	S	Opponent	Score	RPI	S	Opponent	Score	RPI	S	Opponent	Score
				27	A	Purdue	33 56	74	A	Boston College	48 55	104	N	Missouri St.	69 65				
				41	N	Dayton	37 58	95	A	Minnesota	64 91	107	N	LSU	52 41				
				44	A	Albany (NY)	59 64	100	H	Stony Brook	55 52	109	A	North Carolina	58 59				
												179	A	Northeastern	44 56				
												197	H	UMBC	65 55				
												204	A	Harvard	64 53				
												227	H	Bryant	76 38				
												231	H	Clemson	75 42				
												246	A	New Hampshire	62 52				
												288	A	Vermont	62 41				
												300	H	Central Conn. St.	62 42				
												305	A	Dartmouth	59 41				
												322	H	UMass Lowell	74 44				
												334	A	North Dakota St.	82 51				
LAST 12 Division I GAMES:																			
				100	H	Stony Brook	55 52	109	A	North Carolina	58 59								
				246	A	New Hampshire	62 52	27	A	Purdue	33 56								
				44	A	Albany (NY)	59 64	231	H	Clemson	75 42								
				322	H	UMass Lowell	74 44	227	H	Bryant	76 38								
				197	H	UMBC	65 55	305	A	Dartmouth	59 41								
				288	A	Vermont	62 41	179	A	Northeastern	44 56								

Non-Div I Games:	Colby	82	42
------------------	-------	----	----

Maine

Loss, Non-Conf, S Site, H Home A Away N Neutral

Average RPI Win:	241	WON-LOST	WINNING	LAST 10	STRENGTH OF	OPP. STRENGTH	TEAM	ADJ.	CONF.	ADJ CONF.
Average RPI Loss:	192	RECORD	PCT. RANK	GAMES	SCHEDULE	OF SCHEDULE	RPI	RPI	RPI	RPI
DIV. I ONLY	8- 10	202	4- 6	259	296	243	243	24	24	
DIV. I NON-CONF.	3- 6	234	1- 2	297	311	294	294	24	24	
TOTALS	RPI 1-25	RPI 26-50	W-L RECORDS	RPI 51-100	RPI 101-150	RPI 150+				
8- 10	0- 0	0- 0	OVERALL	0- 1	2- 2	6- 7				
5- 4	0- 0	0- 0	HOME	0- 0	1- 1	4- 3				
3- 6	0- 0	0- 0	AWAY	0- 1	1- 1	2- 4				
0- 0	0- 0	0- 0	NEUTRAL	0- 0	0- 0	0- 0				
3- 6	0- 0	0- 0	NON-CONFERENCE	0- 1	0- 1	3- 4				
2- 2	0- 0	0- 0	HOME	0- 0	0- 1	2- 1				
1- 4	0- 0	0- 0	AWAY	0- 1	0- 0	1- 3				
0- 0	0- 0	0- 0	NEUTRAL	0- 0	0- 0	0- 0				
5- 4	0- 0	0- 0	CONFERENCE	0- 0	2- 1	3- 3				
3- 2	0- 0	0- 0	HOME	0- 0	1- 0	2- 2				
2- 2	0- 0	0- 0	AWAY	0- 0	1- 1	1- 1				
0- 0	0- 0	0- 0	NEUTRAL	0- 0	0- 0	0- 0				

RPI 1-25			RPI 26-50			RPI 51-100			RPI 101+			Team's RPI: 243
RPI	S	Opponent	Score	RPI	S	Opponent	Score	RPI	S	Opponent	Score	
						93 A Yale	36 62			115 H Bucknell	56 61	
										128 A Quinnipiac	52 42	
										131 A Iona	56 67	
										131 H Iona	63 56	
										189 H Brown	80 56	
										194 H Fordham	49 60	
										195 H Marist	73 79	
										214 A Siena	59 60	
										229 A Fairfield	70 55	
										229 H Fairfield	57 59	
										240 A American	48 52	
										246 A New Hampshire	57 72	
										265 A Holy Cross	44 58	
										280 H Niagara	80 62	
										307 A Fairleigh Dickinson	85 78	
										323 H Saint Peter's	64 47	
										341 H St. Francis Brooklyn	61 53	
LAST 12 Division I GAMES:												
323	H	Saint Peter's	64 47	131	A	Iona	56 67					
131	H	Iona	63 56	240	A	American	48 52					
229	H	Fairfield	57 59	341	H	St. Francis Brooklyn	61 53					
195	H	Marist	73 79	265	A	Holy Cross	44 58					
214	A	Siena	59 60	128	A	Quinnipiac	52 42					
229	A	Fairfield	70 55	280	H	Niagara	80 62					

Non-Div I Games:

Manhattan

■ Loss,
 ■ Non-Conf,
 S Site,
 ■ Home
 ■ Away
 N Neutral

Average RPI Win:	245	WON-LOST	WINNING	LAST 10	STRENGTH OF	OPP. STRENGTH	TEAM	ADJ.	CONF.	ADJ CONF.
Average RPI Loss:	111	RECORD	PCT. RANK	GAMES	SCHEDULE	OF SCHEDULE	RPI	RPI	RPI	RPI
DIV. I ONLY	8- 11	211	6- 4	140	205	195	195	24	24	
DIV. I NON-CONF.	1- 9	325	1- 2	45	106	234	234	24	24	
TOTALS	RPI 1-25	RPI 26-50	W-L RECORDS	RPI 51-100	RPI 101-150	RPI 150+				
8- 11	0- 1	0- 1	OVERALL	0- 3	2- 4	6- 2				
5- 3	0- 0	0- 0	HOME	0- 2	2- 0	3- 1				
3- 5	0- 0	0- 1	AWAY	0- 1	0- 2	3- 1				
0- 3	0- 1	0- 0	NEUTRAL	0- 0	0- 2	0- 0				
1- 9	0- 1	0- 1	NON-CONFERENCE	0- 3	0- 3	1- 1				
0- 3	0- 0	0- 0	HOME	0- 2	0- 0	0- 1				
1- 3	0- 0	0- 1	AWAY	0- 1	0- 1	1- 0				
0- 3	0- 1	0- 0	NEUTRAL	0- 0	0- 2	0- 0				
7- 2	0- 0	0- 0	CONFERENCE	0- 0	2- 1	5- 1				
5- 0	0- 0	0- 0	HOME	0- 0	2- 0	3- 0				
2- 2	0- 0	0- 0	AWAY	0- 0	0- 1	2- 1				
0- 0	0- 0	0- 0	NEUTRAL	0- 0	0- 0	0- 0				

RPI 1-25				RPI 26-50				RPI 51-100				RPI 101+ Team's RPI: 195			
RPI	S	Opponent	Score	RPI	S	Opponent	Score	RPI	S	Opponent	Score	RPI	S	Opponent	Score
15	N	Louisville	53 65	34	A	St. John's (NY)	47 61	58	H	Princeton	44 77	104	N	Missouri St.	45 77
								65	A	South Dakota St.	68 77	107	N	LSU	49 72
								72	H	Hofstra	67 71	111	A	Creighton	46 89
												128	H	Quinnipiac	56 47
												131	A	Iona	49 69
												131	H	Iona	62 61
												212	H	Delaware	50 56
												229	A	Fairfield	72 57
												243	A	Manhattan	79 73
												280	H	Niagara	63 50
												290	H	Rider	66 54
												308	A	Monmouth	52 60
												308	H	Monmouth	78 55
												347	A	Boston U.	73 54
LAST 12 Division I GAMES:															
280	H	Niagara	63 50	290	H	Rider	66 54								
308	H	Monmouth	78 55	58	H	Princeton	44 77								
131	H	Iona	62 61	72	H	Hofstra	67 71								
243	A	Manhattan	79 73	347	A	Boston U.	73 54								
308	A	Monmouth	52 60	229	A	Fairfield	72 57								
131	A	Iona	49 69	128	H	Quinnipiac	56 47								

Non-Div I Games:

Marist

Average RPI Win:	170	WON-LOST	WINNING	LAST 10	STRENGTH OF	OPP. STRENGTH	TEAM	ADJ.	CONF.	ADJ CONF.
Average RPI Loss:	65	RECORD	PCT. RANK	GAMES	SCHEDULE	OF SCHEDULE	RPI	RPI	RPI	RPI
DIV. I ONLY	9- 11	197	5- 5	37	54	92	92	6	6	
DIV. I NON-CONF.	5- 6	180	2- 1	28	82	97	97	6	6	
TOTALS	RPI 1-25	RPI 26-50	W-L RECORDS	RPI 51-100	RPI 101-150	RPI 150+				
9- 11	0- 4	0- 2	OVERALL	1- 2	2- 2	6- 1				
5- 3	0- 1	0- 0	HOME	1- 1	2- 1	2- 0				
3- 8	0- 3	0- 2	AWAY	0- 1	0- 1	3- 1				
1- 0	0- 0	0- 0	NEUTRAL	0- 0	0- 0	1- 0				
5- 6	0- 3	0- 0	NON-CONFERENCE	1- 1	0- 1	4- 1				
2- 2	0- 1	0- 0	HOME	1- 0	0- 1	1- 0				
2- 4	0- 2	0- 0	AWAY	0- 1	0- 0	2- 1				
1- 0	0- 0	0- 0	NEUTRAL	0- 0	0- 0	1- 0				
4- 5	0- 1	0- 2	CONFERENCE	0- 1	2- 1	2- 0				
3- 1	0- 0	0- 0	HOME	0- 1	2- 0	1- 0				
1- 4	0- 1	0- 2	AWAY	0- 0	0- 1	1- 0				
0- 0	0- 0	0- 0	NEUTRAL	0- 0	0- 0	0- 0				

RPI 1-25				RPI 26-50				RPI 51-100 Team's RPI: 92				RPI 101+			
RPI	S	Opponent	Score	RPI	S	Opponent	Score	RPI	S	Opponent	Score	RPI	S	Opponent	Score
9	H	Oregon St.	58 65	29	A	DePaul	86 91	61	H	Villanova	75 82	103	H	Georgetown	87 72
10	A	Arizona St.	80 90	34	A	St. John's (NY)	77 81	63	H	Auburn	70 69	111	H	Creighton	79 72
12	A	Green Bay	55 75					81	A	South Dakota	69 97	133	H	IUPUI	55 60
23	A	Seton Hall	68 99									135	A	Xavier	66 71
												162	A	Butler	80 64
												165	H	Wisconsin	77 61
												172	A	Milwaukee	101 81
												187	A	Northern Ky.	78 83
												216	H	Providence	105 75
												225	N	Richmond	98 80
												316	A	FIU	95 83
LAST 12 Division I GAMES:															
111	H	Creighton	79 72	34	A	St. John's (NY)	77 81								
216	H	Providence	105 75	23	A	Seton Hall	68 99								
162	A	Butler	80 64	29	A	DePaul	86 91								
135	A	Xavier	66 71	172	A	Milwaukee	101 81								
103	H	Georgetown	87 72	10	A	Arizona St.	80 90								
61	H	Villanova	75 82	63	H	Auburn	70 69								

Non-Div I Games:

Marquette

Average RPI Win:	258	WON-LOST	WINNING	LAST 10	STRENGTH OF	OPP. STRENGTH	TEAM	ADJ.	CONF.	ADJ CONF.
Average RPI Loss:	90	RECORD	PCT. RANK	GAMES	SCHEDULE	OF SCHEDULE	RPI	RPI	RPI	RPI
DIV. I ONLY	11- 5	77	5- 4	303	181	188	188	11	11	
DIV. I NON-CONF.	8- 1	23	3- 1	326	327	135	135	10	10	
TOTALS	RPI 1-25	RPI 26-50	W-L RECORDS	RPI 51-100	RPI 101-150	RPI 150+				
11- 5	0- 0	0- 1	OVERALL	0- 2	1- 1	10- 1				
8- 2	0- 0	0- 0	HOME	0- 1	0- 0	8- 1				
3- 2	0- 0	0- 0	AWAY	0- 1	1- 1	2- 0				
0- 1	0- 0	0- 1	NEUTRAL	0- 0	0- 0	0- 0				
8- 1	0- 0	0- 1	NON-CONFERENCE	0- 0	1- 0	7- 0				
6- 0	0- 0	0- 0	HOME	0- 0	0- 0	6- 0				
2- 0	0- 0	0- 0	AWAY	0- 0	1- 0	1- 0				
0- 1	0- 0	0- 1	NEUTRAL	0- 0	0- 0	0- 0				
3- 4	0- 0	0- 0	CONFERENCE	0- 2	0- 1	3- 1				
2- 2	0- 0	0- 0	HOME	0- 1	0- 0	2- 1				
1- 2	0- 0	0- 0	AWAY	0- 1	0- 1	1- 0				
0- 0	0- 0	0- 0	NEUTRAL	0- 0	0- 0	0- 0				

RPI 1-25				RPI 26-50				RPI 51-100				RPI 101+ Team's RPI: 188			
RPI	S	Opponent	Score	RPI	S	Opponent	Score	RPI	S	Opponent	Score	RPI	S	Opponent	Score
				42	N	West Virginia	60 66	53	A	Western Ky.	52 81	114	A	Fla. Atlantic	73 84
								79	H	Charlotte	61 64	146	A	Southern Ill.	61 55
												153	H	Cornell	73 47
												160	H	North Texas	63 71
												168	H	Old Dominion	80 62
												182	H	Rhode Island	72 62
												258	H	Rice	81 52
												275	H	Saint Francis (PA)	81 73
												309	A	Morehead St.	104 101
												316	A	FIU	65 58
												335	H	NJIT	63 50
												346	H	Alabama A&M	81 45
												349	H	Norfolk St.	81 67
LAST 12 Division I GAMES:															
168	H	Old Dominion	80 62	53	A	Western Ky.	52 81	146	A	Southern Ill.	61 55	349	H	Norfolk St.	81 67
79	H	Charlotte	61 64	42	N	West Virginia	60 66	275	H	Saint Francis (PA)	81 73	346	H	Alabama A&M	81 45
258	H	Rice	81 52	114	A	Fla. Atlantic	73 84	309	A	Morehead St.	104 101				
160	H	North Texas	63 71												
316	A	FIU	65 58												
114	A	Fla. Atlantic	73 84												

Non-Div I Games: Brescia 92 40 West Va. Tech 83 39

Marshall

Maryland

Through Games Of Jan. 24, 2016

Average RPI Win:	163	WON-LOST	WINNING	LAST 10	STRENGTH OF	OPP. STRENGTH	TEAM	ADJ.	CONF.	ADJ CONF.
Average RPI Loss:	4	RECORD	PCT. RANK	GAMES	SCHEDULE	OF SCHEDULE	RPI	RPI	RPI	RPI
DIV. I ONLY	17- 2	8	8- 2	94	41	25	25	4	4	
DIV. I NON-CONF.	11- 1	16	4- 1	195	130	46	46	4	4	
TOTALS	RPI 1-25	RPI 26-50	W-L RECORDS	RPI 51-100	RPI 101-150	RPI 150+				
17- 2	1- 2	1- 0	OVERALL	4- 0	2- 0	9- 0				
9- 1	1- 1	0- 0	HOME	2- 0	0- 0	6- 0				
5- 0	0- 0	1- 0	AWAY	1- 0	1- 0	2- 0				
3- 1	0- 1	0- 0	NEUTRAL	1- 0	1- 0	1- 0				
11- 1	1- 1	0- 0	NON-CONFERENCE	1- 0	1- 0	8- 0				
7- 0	1- 0	0- 0	HOME	0- 0	0- 0	6- 0				
1- 0	0- 0	0- 0	AWAY	0- 0	0- 0	1- 0				
3- 1	0- 1	0- 0	NEUTRAL	1- 0	1- 0	1- 0				
6- 1	0- 1	1- 0	CONFERENCE	3- 0	1- 0	1- 0				
2- 1	0- 1	0- 0	HOME	2- 0	0- 0	0- 0				
4- 0	0- 0	1- 0	AWAY	1- 0	1- 0	1- 0				
0- 0	0- 0	0- 0	NEUTRAL	0- 0	0- 0	0- 0				

RPI 1-25				Team's RPI: 25	RPI 26-50				RPI 51-100				RPI 101+			
RPI	S	Opponent	Score		RPI	S	Opponent	Score	RPI	S	Opponent	Score	RPI	S	Opponent	Score
3	N	UConn	73 83		48	A	Iowa	76 56	59	H	Nebraska	89 50	132	N	Pittsburgh	70 49
5	H	Ohio St.	71 80						65	N	South Dakota St.	62 55	134	A	Illinois	79 63
22	H	Syracuse	82 64						69	H	Northwestern	80 62	165	A	Wisconsin	90 65
									78	A	Michigan	74 67	168	N	Old Dominion	95 49
													169	H	Southern U.	94 61
													213	H	Detroit	97 41
													260	H	High Point	105 50
													261	H	Loyola Maryland	97 47
													298	A	UMES	106 30
													300	H	Central Conn. St.	86 43
													322	H	UMass Lowell	102 53
LAST 12 Division I GAMES:																
165	A	Wisconsin	90 65		134	A	Illinois	79 63								
69	H	Northwestern	80 62		3	N	UConn	73 83								
78	A	Michigan	74 67		298	A	UMES	106 30								
48	A	Iowa	76 56		169	H	Southern U.	94 61								
59	H	Nebraska	89 50		261	H	Loyola Maryland	97 47								
5	H	Ohio St.	71 80		300	H	Central Conn. St.	86 43								

Non-Div I Games:

Maryland

Loss, Non-Conf, S Site, H Home A Away N Neutral

Massachusetts

Through Games Of Jan. 24, 2016

Average RPI Win:	242	WON-LOST	WINNING	LAST 10	STRENGTH OF	OPP. STRENGTH	TEAM	ADJ.	CONF.	ADJ CONF.
Average RPI Loss:	121	RECORD	PCT. RANK	GAMES	SCHEDULE	OF SCHEDULE	RPI	RPI	RPI	RPI
DIV. I ONLY	6- 12	249	0- 1	116	184	220	220	9	9	
DIV. I NON-CONF.	6- 6	160	0- 1	264	240	203	203	8	8	
TOTALS	RPI 1-25	RPI 26-50	W-L RECORDS	RPI 51-100	RPI 101-150	RPI 150+				
6- 12	0- 0	0- 4	OVERALL	1- 2	0- 2	5- 4				
4- 4	0- 0	0- 0	HOME	1- 1	0- 2	3- 1				
2- 7	0- 0	0- 3	AWAY	0- 1	0- 0	2- 3				
0- 1	0- 0	0- 1	NEUTRAL	0- 0	0- 0	0- 0				
6- 6	0- 0	0- 2	NON-CONFERENCE	1- 0	0- 1	5- 3				
4- 1	0- 0	0- 0	HOME	1- 0	0- 1	3- 0				
2- 4	0- 0	0- 1	AWAY	0- 0	0- 0	2- 3				
0- 1	0- 0	0- 1	NEUTRAL	0- 0	0- 0	0- 0				
0- 6	0- 0	0- 2	CONFERENCE	0- 2	0- 1	0- 1				
0- 3	0- 0	0- 0	HOME	0- 1	0- 1	0- 1				
0- 3	0- 0	0- 2	AWAY	0- 1	0- 0	0- 0				
0- 0	0- 0	0- 0	NEUTRAL	0- 0	0- 0	0- 0				

RPI S	Opponent	Score	RPI S	Opponent	Score	RPI S	Opponent	Score	RPI S	Opponent	Score	Team's RPI: 220
30	A St. Bonaventure	41 66	72	H Hofstra	57 56	113	H VCU	66 74				
33	A George Washington	50 67	82	H Saint Joseph's	58 62	121	H Buffalo	48 56				
39	A Duke	46 70	86	A Saint Louis	49 69	171	A Colorado	63 90				
43	N Ball St.	54 81				204	A Harvard	65 67				
						218	H Hartford	63 57				
						225	H Richmond	68 74				
						227	A Bryant	86 69				
						265	A Holy Cross	74 60				
						300	A Central Conn. St.	68 78				
						322	H UMass Lowell	84 58				
						347	H Boston U.	73 56				
LAST 12 Division I GAMES:												
43	N Ball St.	54 81	113	H VCU	66 74							
33	A George Washington	50 67	322	H UMass Lowell	84 58							
225	H Richmond	68 74	218	H Hartford	63 57							
86	A Saint Louis	49 69	347	H Boston U.	73 56							
30	A St. Bonaventure	41 66	39	A Duke	46 70							
82	H Saint Joseph's	58 62	300	A Central Conn. St.	68 78							

Non-Div I Games:

Massachusetts

Loss, Non-Conf, S Site, H Home A Away N Neutral

Average RPI Win:	244	WON-LOST	WINNING	LAST 10	STRENGTH OF	OPP. STRENGTH	TEAM	ADJ.	CONF.	ADJ CONF.
Average RPI Loss:	125	RECORD	PCT. RANK	GAMES	SCHEDULE	OF SCHEDULE	RPI	RPI	RPI	RPI
DIV. I ONLY	9- 7	135	1- 0	245	152	156	156	27	27	
DIV. I NON-CONF.	5- 4	138	1- 0	158	96	100	100	26	26	
TOTALS	RPI 1-25	RPI 26-50	W-L RECORDS	RPI 51-100	RPI 101-150	RPI 150+				
9- 7	0- 1	0- 1	OVERALL	0- 2	0- 1	9- 2				
5- 1	0- 0	0- 0	HOME	0- 0	0- 0	5- 1				
3- 6	0- 1	0- 1	AWAY	0- 2	0- 1	3- 1				
1- 0	0- 0	0- 0	NEUTRAL	0- 0	0- 0	1- 0				
5- 4	0- 1	0- 0	NON-CONFERENCE	0- 2	0- 1	5- 0				
2- 0	0- 0	0- 0	HOME	0- 0	0- 0	2- 0				
2- 4	0- 1	0- 0	AWAY	0- 2	0- 1	2- 0				
1- 0	0- 0	0- 0	NEUTRAL	0- 0	0- 0	1- 0				
4- 3	0- 0	0- 1	CONFERENCE	0- 0	0- 0	4- 2				
3- 1	0- 0	0- 0	HOME	0- 0	0- 0	3- 1				
1- 2	0- 0	0- 1	AWAY	0- 0	0- 0	1- 1				
0- 0	0- 0	0- 0	NEUTRAL	0- 0	0- 0	0- 0				

RPI 1-25				RPI 26-50				RPI 51-100				RPI 101+ Team's RPI: 156			
RPI	S	Opponent	Score	RPI	S	Opponent	Score	RPI	S	Opponent	Score	RPI	S	Opponent	Score
4	A	Baylor	46 105	38	A	Abilene Christian	62 79	66	A	Tulane	55 74	140	A	Ole Miss	56 96
								67	A	Chattanooga	53 68	157	H	Northwestern St.	78 74
												183	A	Louisiana Tech	74 71
												191	A	Texas-Arlington	63 57
												244	H	Sam Houston St.	82 79
												256	A	Houston Baptist	71 64
												258	H	Rice	61 53
												270	H	La.-Monroe	72 62
												278	A	Stephen F. Austin	55 80
												284	H	Incarnate Word	55 68
												305	N	Dartmouth	78 56
												328	H	A&M-Corpus Christi	72 51
LAST 12 Division I GAMES:															
191	A	Texas-Arlington	63 57	256	A	Houston Baptist	71 64	278	A	Stephen F. Austin	55 80	183	A	Louisiana Tech	74 71
157	H	Northwestern St.	78 74	278	A	Stephen F. Austin	55 80	140	A	Ole Miss	56 96	270	H	La.-Monroe	72 62
284	H	Incarnate Word	55 68	183	A	Louisiana Tech	74 71	4	A	Baylor	46 105				
244	H	Sam Houston St.	82 79												
38	A	Abilene Christian	62 79												
328	H	A&M-Corpus Christi	72 51												

Non-Div I Games: Loyola (LA) 70 69 Louisiana Col. 73 59 Southern-N.O. 97 61

McNeese St.

Loss, Non-Conf, S Site, H Home A Away N Neutral

Average RPI Win: 169	WON-LOST	WINNING	LAST 10	STRENGTH OF	OPP. STRENGTH	TEAM	ADJ.	CONF.	ADJ CONF.
Average RPI Loss: 111	RECORD	PCT. RANK	GAMES	SCHEDULE	OF SCHEDULE	RPI	RPI	RPI	RPI
DIV. I ONLY	11- 9	150	6- 4	141	62	136	136	7	7
DIV. I NON-CONF.	6- 5	146	2- 1	186	100	168	168	7	7
<hr/>									
TOTALS	RPI 1-25	RPI 26-50	W-L RECORDS	RPI 51-100	RPI 101-150	RPI 150+			
11- 9	0- 1	1- 1	OVERALL	2- 3	3- 1	5- 3			
8- 4	0- 1	1- 1	HOME	1- 1	3- 0	3- 1			
3- 5	0- 0	0- 0	AWAY	1- 2	0- 1	2- 2			
0- 0	0- 0	0- 0	NEUTRAL	0- 0	0- 0	0- 0			
6- 5	0- 0	0- 1	NON-CONFERENCE	1- 2	3- 0	2- 2			
5- 2	0- 0	0- 1	HOME	0- 1	3- 0	2- 0			
1- 3	0- 0	0- 0	AWAY	1- 1	0- 0	0- 2			
0- 0	0- 0	0- 0	NEUTRAL	0- 0	0- 0	0- 0			
5- 4	0- 1	1- 0	CONFERENCE	1- 1	0- 1	3- 1			
3- 2	0- 1	1- 0	HOME	1- 0	0- 0	1- 1			
2- 2	0- 0	0- 0	AWAY	0- 1	0- 1	2- 0			
0- 0	0- 0	0- 0	NEUTRAL	0- 0	0- 0	0- 0			

RPI 1-25				RPI 26-50				RPI 51-100				RPI 101+ Team's RPI: 136			
RPI	S	Opponent	Score	RPI	S	Opponent	Score	RPI	S	Opponent	Score	RPI	S	Opponent	Score
3	H	UConn	46 86	33	H	George Washington	62 68	66	H	Tulane	83 67	103	H	Georgetown	57 53
				36	H	South Fla.	88 87	86	H	Saint Louis	57 63	134	H	Illinois	81 75
								94	A	Temple	58 82	137	A	SMU	49 58
								95	A	Minnesota	60 70	146	H	Southern Ill.	61 58
								99	A	Central Mich.	64 61	173	A	Little Rock	53 61
												184	A	Kansas	63 72
												190	A	Tulsa	69 58
												190	H	Tulsa	59 65
												211	A	Cincinnati	64 47
												228	H	Houston	74 57
												303	H	Jacksonville St.	70 55
												342	H	Eastern Ill.	80 49
<hr/>															
LAST 12 Division I GAMES:															
190	A	Tulsa	69 58	228	H	Houston	74 57								
36	H	South Fla.	88 87	66	H	Tulane	83 67								
137	A	SMU	49 58	94	A	Temple	58 82								
3	H	UConn	46 86	134	H	Illinois	81 75								
190	H	Tulsa	59 65	99	A	Central Mich.	64 61								
211	A	Cincinnati	64 47	95	A	Minnesota	60 70								

Non-Div I Games:

Memphis

■ Loss,
 ■ Non-Conf, S Site,
 ■ Home
 ■ Away
 N Neutral

Average RPI Win:	258	WON-LOST	WINNING	LAST 10	STRENGTH OF	OPP. STRENGTH	TEAM	ADJ.	CONF.	ADJ CONF.
Average RPI Loss:	86	RECORD	PCT. RANK	GAMES	SCHEDULE	OF SCHEDULE	RPI	RPI	RPI	RPI
DIV. I ONLY	12- 6	84	8- 2	247	225	148	148	17	17	
DIV. I NON-CONF.	8- 5	118	4- 2	236	265	163	163	17	17	
TOTALS	RPI 1-25	RPI 26-50	W-L RECORDS	RPI 51-100	RPI 101-150	RPI 150+				
12- 6	0- 1	0- 1	OVERALL	1- 2	1- 2	10- 0				
5- 3	0- 0	0- 0	HOME	1- 1	0- 2	4- 0				
6- 2	0- 1	0- 1	AWAY	0- 0	1- 0	5- 0				
1- 1	0- 0	0- 0	NEUTRAL	0- 1	0- 0	1- 0				
8- 5	0- 1	0- 1	NON-CONFERENCE	0- 2	0- 1	8- 0				
4- 2	0- 0	0- 0	HOME	0- 1	0- 1	4- 0				
3- 2	0- 1	0- 1	AWAY	0- 0	0- 0	3- 0				
1- 1	0- 0	0- 0	NEUTRAL	0- 1	0- 0	1- 0				
4- 1	0- 0	0- 0	CONFERENCE	1- 0	1- 1	2- 0				
1- 1	0- 0	0- 0	HOME	1- 0	0- 1	0- 0				
3- 0	0- 0	0- 0	AWAY	0- 0	1- 0	2- 0				
0- 0	0- 0	0- 0	NEUTRAL	0- 0	0- 0	0- 0				

RPI 1-25				RPI 26-50				RPI 51-100				RPI 101+ Team's RPI: 148			
RPI	S	Opponent	Score	RPI	S	Opponent	Score	RPI	S	Opponent	Score	RPI	S	Opponent	Score
14	A	Florida St.	36 79	47	A	Georgia	44 57	67	H	Chattanooga	67 44	143	A	Samford	63 60
								79	N	Charlotte	62 72	144	H	ETSU	53 55
								86	H	Saint Louis	60 68	146	H	Southern Ill.	52 55
												198	H	Col. of Charleston	66 58
												273	A	Tennessee Tech	63 47
												276	A	UNCG	86 78
												293	H	Ga. Southern	62 50
												296	A	Kennesaw St.	72 61
												303	H	Jacksonville St.	46 39
												306	N	Howard	70 53
												311	H	North Florida	68 54
												313	A	Florida A&M	54 50
												318	A	Western Caro.	92 88
LAST 12 Division I GAMES:															
144	H	ETSU	53 55	311	H	North Florida	68 54								
67	H	Chattanooga	67 44	198	H	Col. of Charleston	66 58								
143	A	Samford	63 60	303	H	Jacksonville St.	46 39								
318	A	Western Caro.	92 88	146	H	Southern Ill.	52 55								
276	A	UNCG	86 78	14	A	Florida St.	36 79								
313	A	Florida A&M	54 50	296	A	Kennesaw St.	72 61								

Non-Div I Games: Faulkner 86 33 Coastal Ga. 87 48

Mercer

Loss, Non-Conf, S Site, H Home A Away N Neutral

Average RPI Win:	173	WON-LOST	WINNING	LAST 10	STRENGTH OF	OPP. STRENGTH	TEAM	ADJ.	CONF.	ADJ CONF.
Average RPI Loss:	34	RECORD	PCT. RANK	GAMES	SCHEDULE	OF SCHEDULE	RPI	RPI	RPI	RPI
DIV. I ONLY	17- 3	16	7- 3	149	48	49	49	5	5	
DIV. I NON-CONF.	12- 1	10	4- 1	211	88	45	45	5	5	
TOTALS	RPI 1-25	RPI 26-50	W-L RECORDS	RPI 51-100	RPI 101-150	RPI 150+				
17- 3	0- 2	1- 0	OVERALL	2- 1	5- 0	9- 0				
11- 1	0- 1	1- 0	HOME	0- 0	4- 0	6- 0				
5- 1	0- 0	0- 0	AWAY	1- 1	1- 0	3- 0				
1- 1	0- 1	0- 0	NEUTRAL	1- 0	0- 0	0- 0				
12- 1	0- 1	0- 0	NON-CONFERENCE	2- 0	2- 0	8- 0				
8- 0	0- 0	0- 0	HOME	0- 0	2- 0	6- 0				
3- 0	0- 0	0- 0	AWAY	1- 0	0- 0	2- 0				
1- 1	0- 1	0- 0	NEUTRAL	1- 0	0- 0	0- 0				
5- 2	0- 1	1- 0	CONFERENCE	0- 1	3- 0	1- 0				
3- 1	0- 1	1- 0	HOME	0- 0	2- 0	0- 0				
2- 1	0- 0	0- 0	AWAY	0- 1	1- 0	1- 0				
0- 0	0- 0	0- 0	NEUTRAL	0- 0	0- 0	0- 0				

RPI 1-25				RPI 26-50				Team's RPI: 49				RPI 51-100				RPI 101+			
RPI	S	Opponent	Score	RPI	S	Opponent	Score	RPI	S	Opponent	Score	RPI	S	Opponent	Score	RPI	S	Opponent	Score
4	N	Baylor	81 88	45	H	North Carolina St.	73 44	54	N	Indiana	89 75	105	H	Wright St.	80 67				
14	H	Florida St.	58 69					79	A	Charlotte	77 70	109	A	North Carolina	76 61				
								85	A	Virginia	56 76	132	H	Pittsburgh	79 55				
												134	H	Illinois	73 64				
												142	H	Wake Forest	71 60				
												164	A	Loyola Chicago	77 50				
												168	A	Old Dominion	61 35				
												172	H	Milwaukee	77 38				
												221	H	Coppin St.	78 59				
												231	A	Clemson	83 49				
												269	H	Bethune-Cookman	55 47				
												272	H	La Salle	86 58				
												316	H	FIU	83 55				
												322	H	UMass Lowell	84 53				
LAST 12 Division I GAMES:																			
14	H	Florida St.	58 69	45	H	North Carolina St.	73 44	316	H	FIU	83 55	4	N	Baylor	81 88				
109	A	North Carolina	76 61	54	N	Indiana	89 75	322	H	UMass Lowell	84 53	221	H	Coppin St.	78 59				
142	H	Wake Forest	71 60																
231	A	Clemson	83 49																
132	H	Pittsburgh	79 55																
85	A	Virginia	56 76																

Non-Div I Games:

Miami (FL)

Average RPI Win:	245	WON-LOST	WINNING	LAST 10	STRENGTH OF	OPP. STRENGTH	TEAM	ADJ.	CONF.	ADJ CONF.
Average RPI Loss:	129	RECORD	PCT. RANK	GAMES	SCHEDULE	OF SCHEDULE	RPI	RPI	RPI	RPI
DIV. I ONLY	8- 10	202	3- 7	224	166	236	236	10	10	
DIV. I NON-CONF.	6- 5	146	2- 3	299	188	225	225	12	12	
TOTALS	RPI 1-25	RPI 26-50	W-L RECORDS	RPI 51-100	RPI 101-150	RPI 150+				
8- 10	0- 0	0- 1	OVERALL	0- 3	1- 3	7- 3				
6- 5	0- 0	0- 0	HOME	0- 1	1- 1	5- 3				
1- 5	0- 0	0- 1	AWAY	0- 2	0- 2	1- 0				
1- 0	0- 0	0- 0	NEUTRAL	0- 0	0- 0	1- 0				
6- 5	0- 0	0- 0	NON-CONFERENCE	0- 2	0- 1	6- 2				
4- 2	0- 0	0- 0	HOME	0- 0	0- 0	4- 2				
1- 3	0- 0	0- 0	AWAY	0- 2	0- 1	1- 0				
1- 0	0- 0	0- 0	NEUTRAL	0- 0	0- 0	1- 0				
2- 5	0- 0	0- 1	CONFERENCE	0- 1	1- 2	1- 1				
2- 3	0- 0	0- 0	HOME	0- 1	1- 1	1- 1				
0- 2	0- 0	0- 1	AWAY	0- 0	0- 1	0- 0				
0- 0	0- 0	0- 0	NEUTRAL	0- 0	0- 0	0- 0				

RPI S	Opponent	Score	RPI S	Opponent	Score	RPI S	Opponent	Score	RPI S	Opponent	Score	Team's RPI: 236
			43 A	Ball St.	41 66	78 A	Michigan	55 97	106 A	Western Mich.	66 80	
						90 A	UT Martin	47 74	114 A	Fla. Atlantic	65 68	
						99 H	Central Mich.	58 72	121 H	Buffalo	69 58	
									127 H	Toledo	50 55	
									180 A	Valparaiso	75 72	
									187 H	Northern Ky.	57 71	
									207 H	Eastern Ky.	72 77	
									230 H	Oakland	65 54	
									241 H	Bowling Green	58 64	
									242 H	Austin Peay	75 60	
									259 H	Northern Ill.	66 60	
									291 H	Evansville	91 85	
									309 H	Morehead St.	59 57	
									324 N	LIU Brooklyn	68 49	
LAST 12 Division I GAMES:												
			121 H	Buffalo	69 58	241 H	Bowling Green	58 64				
			99 H	Central Mich.	58 72	114 A	Fla. Atlantic	65 68				
			106 A	Western Mich.	66 80	324 N	LIU Brooklyn	68 49				
			127 H	Toledo	50 55	78 A	Michigan	55 97				
			43 A	Ball St.	41 66	90 A	UT Martin	47 74				
			259 H	Northern Ill.	66 60	230 H	Oakland	65 54				

Non-Div I Games:

Miami (OH)

Michigan

Through Games Of Jan. 24, 2016

Average RPI Win:	163	WON-LOST	WINNING	LAST 10	STRENGTH OF	OPP. STRENGTH	TEAM	ADJ.	CONF.	ADJ CONF.
Average RPI Loss:	40	RECORD	PCT. RANK	GAMES	SCHEDULE	OF SCHEDULE	RPI	RPI	RPI	RPI
DIV. I ONLY	11- 8	129	4- 6	18	58	78	78	4	4	
DIV. I NON-CONF.	8- 3	77	1- 3	86	157	77	77	4	4	
TOTALS	RPI 1-25	RPI 26-50	W-L RECORDS	RPI 51-100	RPI 101-150	RPI 150+				
11- 8	0- 3	1- 1	OVERALL	1- 4	4- 0	5- 0				
8- 5	0- 3	1- 1	HOME	0- 1	3- 0	4- 0				
3- 3	0- 0	0- 0	AWAY	1- 3	1- 0	1- 0				
0- 0	0- 0	0- 0	NEUTRAL	0- 0	0- 0	0- 0				
8- 3	0- 1	0- 0	NON-CONFERENCE	0- 2	3- 0	5- 0				
7- 1	0- 1	0- 0	HOME	0- 0	3- 0	4- 0				
1- 2	0- 0	0- 0	AWAY	0- 2	0- 0	1- 0				
0- 0	0- 0	0- 0	NEUTRAL	0- 0	0- 0	0- 0				
3- 5	0- 2	1- 1	CONFERENCE	1- 2	1- 0	0- 0				
1- 4	0- 2	1- 1	HOME	0- 1	0- 0	0- 0				
2- 1	0- 0	0- 0	AWAY	1- 1	1- 0	0- 0				
0- 0	0- 0	0- 0	NEUTRAL	0- 0	0- 0	0- 0				

RPI	S	Opponent	Score	RPI	S	Opponent	Score	RPI	S	Opponent	Score	RPI	S	Opponent	Score
5	H	Ohio St.	93 97	27	H	Purdue	63 65	54	A	Indiana	69 77	129	A	Penn St.	91 87
7	H	UCLA	77 86	48	H	Iowa	82 75	58	A	Princeton	57 74	132	H	Pittsburgh	82 45
25	H	Maryland	67 74					59	H	Nebraska	81 93	135	H	Xavier	92 54
								87	A	Eastern Mich.	63 64	139	H	Oral Roberts	61 44
								95	A	Minnesota	93 86	210	H	Binghamton	90 62
												213	A	Detroit	88 61
												218	H	Hartford	83 47
												236	H	Miami (OH)	97 55
												239	H	USC Upstate	119 61
LAST 12 Division I GAMES:															
59	H	Nebraska	81 93	54	A	Indiana	69 77								
5	H	Ohio St.	93 97	27	H	Purdue	63 65								
129	A	Penn St.	91 87	87	A	Eastern Mich.	63 64								
25	H	Maryland	67 74	236	H	Miami (OH)	97 55								
95	A	Minnesota	93 86	7	H	UCLA	77 86								
48	H	Iowa	82 75	58	A	Princeton	57 74								

Non-Div I Games:

Michigan

■ Loss,
 ■ Non-Conf, S Site,
 ■ Home
 ■ Away
 N Neutral

Average RPI Win: 136		WON-LOST	WINNING	LAST 10	STRENGTH OF	OPP. STRENGTH	TEAM	ADJ.	CONF.	ADJ CONF.
Average RPI Loss: 20		RECORD	PCT. RANK	GAMES	SCHEDULE	OF SCHEDULE	RPI	RPI	RPI	RPI
DIV. I ONLY		14- 4	45	8- 2	49	16	21	21	4	4
DIV. I NON-CONF.		9- 2	38	5- 0	51	49	26	26	4	4
TOTALS		RPI 1-25	RPI 26-50		W-L RECORDS		RPI 51-100	RPI 101-150	RPI 150+	
14- 4	0- 3	3- 0		OVERALL		1- 1	3- 0	7- 0		
9- 1	0- 1	3- 0		HOME		1- 0	2- 0	3- 0		
4- 2	0- 1	0- 0		AWAY		0- 1	1- 0	3- 0		
1- 1	0- 1	0- 0		NEUTRAL		0- 0	0- 0	1- 0		
9- 2	0- 2	1- 0		NON-CONFERENCE		0- 0	2- 0	6- 0		
5- 1	0- 1	1- 0		HOME		0- 0	2- 0	2- 0		
3- 0	0- 0	0- 0		AWAY		0- 0	0- 0	3- 0		
1- 1	0- 1	0- 0		NEUTRAL		0- 0	0- 0	1- 0		
5- 2	0- 1	2- 0		CONFERENCE		1- 1	1- 0	1- 0		
4- 0	0- 0	2- 0		HOME		1- 0	0- 0	1- 0		
1- 2	0- 1	0- 0		AWAY		0- 1	1- 0	0- 0		
0- 0	0- 0	0- 0		NEUTRAL		0- 0	0- 0	0- 0		

RPI	S	Opponent	Score	RPI	S	Opponent	Score	RPI	S	Opponent	Score	RPI	S	Opponent	Score
4	N	Baylor	76 84	40	H	Rutgers	59 48	54	A	Indiana	65 81	106	H	Western Mich.	78 40
5	A	Ohio St.	80 85	47	H	Georgia	66 45	69	H	Northwestern	74 51	129	A	Penn St.	71 55
15	H	Louisville	78 85	48	H	Iowa	80 73					130	H	Idaho St.	79 60
												164	H	Loyola Chicago	76 47
												165	H	Wisconsin	77 67
												175	A	Davidson	73 44
												179	A	Northeastern	77 51
												211	N	Cincinnati	103 63
												213	H	Detroit	81 42
												230	A	Oakland	82 62
LAST 12 Division I GAMES:															
40	H	Rutgers	59 48	5	A	Ohio St.	80 85	213	H	Detroit	81 42	179	A	Northeastern	77 51
48	H	Iowa	80 73	230	A	Oakland	82 62	175	A	Davidson	73 44	164	H	Loyola Chicago	76 47
54	A	Indiana	65 81												
69	H	Northwestern	74 51												
129	A	Penn St.	71 55												
165	H	Wisconsin	77 67												

Non-Div I Games:

Michigan St.

Middle Tenn.

Through Games Of Jan. 24, 2016

Average RPI Win:	190	WON-LOST	WINNING	LAST 10	STRENGTH OF	OPP. STRENGTH	TEAM	ADJ.	CONF.	ADJ CONF.
Average RPI Loss:	79	RECORD	PCT. RANK	GAMES	SCHEDULE	OF SCHEDULE	RPI	RPI	RPI	RPI
DIV. I ONLY	11- 7	109	7- 3	101	94	89	89	11	11	
DIV. I NON-CONF.	6- 5	146	3- 2	70	114	107	107	10	10	
TOTALS	RPI 1-25	RPI 26-50	W-L RECORDS	RPI 51-100	RPI 101-150	RPI 150+				
11- 7	0- 1	0- 2	OVERALL	1- 2	4- 1	6- 1				
5- 3	0- 1	0- 0	HOME	1- 1	3- 0	1- 1				
6- 3	0- 0	0- 1	AWAY	0- 0	1- 0	5- 0				
0- 1	0- 0	0- 0	NEUTRAL	0- 0	0- 1	0- 0				
6- 5	0- 1	0- 1	NON-CONFERENCE	0- 2	3- 1	3- 0				
3- 2	0- 1	0- 0	HOME	0- 1	2- 0	1- 0				
3- 2	0- 0	0- 1	AWAY	0- 1	1- 0	2- 0				
0- 1	0- 0	0- 0	NEUTRAL	0- 0	0- 1	0- 0				
5- 2	0- 0	0- 1	CONFERENCE	1- 0	1- 0	3- 1				
2- 1	0- 0	0- 0	HOME	1- 0	1- 0	0- 1				
3- 1	0- 0	0- 1	AWAY	0- 0	0- 0	3- 0				
0- 0	0- 0	0- 0	NEUTRAL	0- 0	0- 0	0- 0				

RPI 1-25				RPI 26-50				RPI 51-100 Team's RPI: 89				RPI 101+			
RPI	S	Opponent	Score	RPI	S	Opponent	Score	RPI	S	Opponent	Score	RPI	S	Opponent	Score
13	H	Kentucky	52 68	31	A	UTEP	73 84	79	H	Charlotte	72 67	104	H	Missouri St.	70 54
				35	A	Ohio	49 72	85	H	Virginia	66 70	124	N	Alabama	46 64
								99	A	Central Mich.	59 81	135	A	Xavier	62 53
												140	H	Ole Miss	84 75
												149	H	UAB	68 40
												160	A	North Texas	76 52
												168	H	Old Dominion	58 61
												233	A	UTSA	74 63
												242	A	Austin Peay	86 55
												258	A	Rice	61 60
												273	H	Tennessee Tech	69 53
												320	A	Nevada	90 46
LAST 12 Division I GAMES:															
258	A	Rice	61 60	149	H	UAB	68 40								
160	A	North Texas	76 52	35	A	Ohio	49 72								
168	H	Old Dominion	58 61	273	H	Tennessee Tech	69 53								
79	H	Charlotte	72 67	104	H	Missouri St.	70 54								
233	A	UTSA	74 63	13	H	Kentucky	52 68								
31	A	UTEP	73 84	135	A	Xavier	62 53								

Non-Div I Games:

Middle Tenn.

■ Loss,
 ■ Non-Conf, S Site,
 ■ Home
 ■ Away
 N Neutral

Average RPI Win:	255	WON-LOST	WINNING	LAST 10	STRENGTH OF	OPP. STRENGTH	TEAM	ADJ.	CONF.	ADJ CONF.
Average RPI Loss:	103	RECORD	PCT. RANK	GAMES	SCHEDULE	OF SCHEDULE	RPI	RPI	RPI	RPI
DIV. I ONLY	11- 7	109	7- 3	276	158	172	172	14	14	
DIV. I NON-CONF.	6- 5	146	3- 2	339	187	264	264	14	14	
TOTALS	RPI 1-25	RPI 26-50	W-L RECORDS	RPI 51-100	RPI 101-150	RPI 150+				
11- 7	0- 1	0- 1	OVERALL	0- 2	1- 2	10- 1				
5- 3	0- 1	0- 0	HOME	0- 1	0- 0	5- 1				
5- 4	0- 0	0- 1	AWAY	0- 1	1- 2	4- 0				
1- 0	0- 0	0- 0	NEUTRAL	0- 0	0- 0	1- 0				
6- 5	0- 0	0- 1	NON-CONFERENCE	0- 2	0- 1	6- 1				
3- 2	0- 0	0- 0	HOME	0- 1	0- 0	3- 1				
2- 3	0- 0	0- 1	AWAY	0- 1	0- 1	2- 0				
1- 0	0- 0	0- 0	NEUTRAL	0- 0	0- 0	1- 0				
5- 2	0- 1	0- 0	CONFERENCE	0- 0	1- 1	4- 0				
2- 1	0- 1	0- 0	HOME	0- 0	0- 0	2- 0				
3- 1	0- 0	0- 0	AWAY	0- 0	1- 1	2- 0				
0- 0	0- 0	0- 0	NEUTRAL	0- 0	0- 0	0- 0				

RPI 1-25				RPI 26-50				RPI 51-100				RPI 101+ Team's RPI: 172			
RPI	S	Opponent	Score	RPI	S	Opponent	Score	RPI	S	Opponent	Score	RPI	S	Opponent	Score
12	H	Green Bay	42 63	49	A	Miami (FL)	38 77	69	A	Northwestern	44 69	102	A	Youngstown St.	67 69
								92	H	Marquette	81 101	105	A	Wright St.	82 60
												114	A	Fla. Atlantic	67 71
												180	H	Valparaiso	82 60
												187	A	Northern Ky.	86 60
												219	H	Ill.-Chicago	54 53
												259	H	Northern Ill.	73 58
												272	N	La Salle	69 53
												277	H	UMKC	70 48
												286	H	Denver	49 56
												299	A	Cleveland St.	62 46
												329	H	IPFW	73 60
												338	A	Chicago St.	55 48
												342	A	Eastern Ill.	82 71
LAST 12 Division I GAMES:															
187	A	Northern Ky.	86 60	338	A	Chicago St.	55 48								
105	A	Wright St.	82 60	12	H	Green Bay	42 63								
180	H	Valparaiso	82 60	329	H	IPFW	73 60								
219	H	Ill.-Chicago	54 53	92	H	Marquette	81 101								
299	A	Cleveland St.	62 46	286	H	Denver	49 56								
102	A	Youngstown St.	67 69	342	A	Eastern Ill.	82 71								

Non-Div I Games:

Milwaukee

■ Loss,
 ■ Non-Conf, S Site,
 ■ Home
 ■ Away
 N Neutral

Average RPI Win:	183	WON-LOST	WINNING	LAST 10	STRENGTH OF	OPP. STRENGTH	TEAM	ADJ.	CONF.	ADJ CONF.
Average RPI Loss:	66	RECORD	PCT. RANK	GAMES	SCHEDULE	OF SCHEDULE	RPI	RPI	RPI	RPI
DIV. I ONLY	13- 6	80	7- 3	166	35	95	95	4	4	
DIV. I NON-CONF.	8- 3	77	3- 1	259	140	139	139	4	4	
TOTALS	RPI 1-25	RPI 26-50	W-L RECORDS	RPI 51-100	RPI 101-150	RPI 150+				
13- 6	0- 0	0- 3	OVERALL	3- 2	3- 1	7- 0				
9- 2	0- 0	0- 0	HOME	3- 1	2- 1	4- 0				
3- 3	0- 0	0- 3	AWAY	0- 0	1- 0	2- 0				
1- 1	0- 0	0- 0	NEUTRAL	0- 1	0- 0	1- 0				
8- 3	0- 0	0- 1	NON-CONFERENCE	1- 1	1- 1	6- 0				
6- 1	0- 0	0- 0	HOME	1- 0	1- 1	4- 0				
1- 1	0- 0	0- 1	AWAY	0- 0	0- 0	1- 0				
1- 1	0- 0	0- 0	NEUTRAL	0- 1	0- 0	1- 0				
5- 3	0- 0	0- 2	CONFERENCE	2- 1	2- 0	1- 0				
3- 1	0- 0	0- 0	HOME	2- 1	1- 0	0- 0				
2- 2	0- 0	0- 2	AWAY	0- 0	1- 0	1- 0				
0- 0	0- 0	0- 0	NEUTRAL	0- 0	0- 0	0- 0				

RPI 1-25				RPI 26-50				RPI 51-100				Team's RPI: 95				RPI 101+			
RPI	S	Opponent	Score	RPI	S	Opponent	Score	RPI	S	Opponent	Score	RPI	S	Opponent	Score	RPI	S	Opponent	Score
				27	A	Purdue	72 84	54	H	Indiana	78 76	129	H	Penn St.	98 85				
				39	A	Duke	64 84	63	N	Auburn	79 81	134	A	Illinois	106 75				
				40	A	Rutgers	55 66	69	H	Northwestern	95 92	136	H	Memphis	70 60				
								78	H	Michigan	86 93	147	H	New Mexico	53 72				
								91	H	Maine	91 64	165	A	Wisconsin	84 77				
												186	H	North Dakota	57 47				
												208	N	Stetson	72 69				
												268	H	Towson	105 86				
												281	H	Wofford	98 54				
												325	A	Kent St.	85 73				
												335	H	NJIT	83 50				
LAST 12 Division I GAMES:																			
				165	A	Wisconsin	84 77	129	H	Penn St.	98 85								
				69	H	Northwestern	95 92	40	A	Rutgers	55 66								
				54	H	Indiana	78 76	335	H	NJIT	83 50								
				27	A	Purdue	72 84	186	H	North Dakota	57 47								
				78	H	Michigan	86 93	147	H	New Mexico	53 72								
				134	A	Illinois	106 75	136	H	Memphis	70 60								

Non-Div I Games:

Minnesota

Mississippi St.

Through Games Of Jan. 24, 2016

Average RPI Win:	172	WON-LOST	WINNING	LAST 10	STRENGTH OF	OPP. STRENGTH	TEAM	ADJ.	CONF.	ADJ CONF.
Average RPI Loss:	21	RECORD	PCT. RANK	GAMES	SCHEDULE	OF SCHEDULE	RPI	RPI	RPI	RPI
DIV. I ONLY	17- 4	28	7- 3	76	89	37	37	2	2	
DIV. I NON-CONF.	13- 1	9	5- 0	217	190	47	47	2	2	
TOTALS	RPI 1-25	RPI 26-50	W-L RECORDS	RPI 51-100	RPI 101-150	RPI 150+				
17- 4	0- 2	2- 2	OVERALL	2- 0	6- 0	7- 0				
11- 1	0- 1	0- 0	HOME	1- 0	4- 0	6- 0				
2- 3	0- 1	1- 2	AWAY	0- 0	0- 0	1- 0				
4- 0	0- 0	1- 0	NEUTRAL	1- 0	2- 0	0- 0				
13- 1	0- 1	1- 0	NON-CONFERENCE	1- 0	4- 0	7- 0				
8- 0	0- 0	0- 0	HOME	0- 0	2- 0	6- 0				
1- 1	0- 1	0- 0	AWAY	0- 0	0- 0	1- 0				
4- 0	0- 0	1- 0	NEUTRAL	1- 0	2- 0	0- 0				
4- 3	0- 1	1- 2	CONFERENCE	1- 0	2- 0	0- 0				
3- 1	0- 1	0- 0	HOME	1- 0	2- 0	0- 0				
1- 2	0- 0	1- 2	AWAY	0- 0	0- 0	0- 0				
0- 0	0- 0	0- 0	NEUTRAL	0- 0	0- 0	0- 0				

RPI 1-25				RPI 26-50				Team's RPI: 37	RPI 51-100				RPI 101+			
RPI	S	Opponent	Score	RPI	S	Opponent	Score		RPI	S	Opponent	Score	RPI	S	Opponent	Score
2	H	South Carolina	51 57	26	A	Missouri	54 66		63	H	Auburn	60 45	106	N	Western Mich.	90 68
8	A	Texas	47 53	32	A	Florida	76 70		71	N	FGCU	65 60	126	H	Arkansas	80 55
				36	N	South Fla.	68 58						137	N	SMU	72 70
				47	A	Georgia	43 47						140	H	Southern Miss.	78 65
													140	H	Ole Miss	79 51
													143	H	Samford	68 47
													183	A	Louisiana Tech	93 63
													192	H	Grambling	107 43
													224	H	Tennessee St.	82 54
													310	H	Savannah St.	92 25
													321	H	Southeastern La.	81 41
													344	H	Mississippi Val.	109 37
													349	H	Norfolk St.	92 34
LAST 12 Division I GAMES:																
2	H	South Carolina	51 57	32	A	Florida	76 70									
47	A	Georgia	43 47	36	N	South Fla.	68 58									
140	H	Ole Miss	79 51	321	H	Southeastern La.	81 41									
26	A	Missouri	54 66	137	N	SMU	72 70									
126	H	Arkansas	80 55	106	N	Western Mich.	90 68									
63	H	Auburn	60 45	71	N	FGCU	65 60									

Non-Div I Games:

Mississippi St.

■ Loss,
■ Non-Conf, S Site,
■ Home
■ Away
N Neutral

Average RPI Win: 343				Through Games of Sun. 11/ 1/10													
WON-LOST		WINNING		LAST 10		STRENGTH OF		OPP. STRENGTH		TEAM		ADJ.		CONF.		ADJ CONF.	
RECORD		PCT. RANK		GAMES		SCHEDULE		OF SCHEDULE		RPI		RPI		RPI		RPI	
DIV. I ONLY		1- 13		341		1- 7		288		282		344		344		32	
DIV. I NON-CONF.		0- 8		338		0- 4		91		120		303		303		30	
TOTALS		RPI 1-25		RPI 26-50		W-L RECORDS		RPI 51-100		RPI 101-150		RPI 150+					
1- 13		0- 0		0- 1		OVERALL		0- 1		0- 5		1- 6					
1- 2		0- 0		0- 0		HOME		0- 0		0- 0		1- 2					
0- 10		0- 0		0- 1		AWAY		0- 1		0- 5		0- 3					
0- 1		0- 0		0- 0		NEUTRAL		0- 0		0- 0		0- 1					
0- 8		0- 0		0- 1		NON-CONFERENCE		0- 1		0- 5		0- 1					
0- 0		0- 0		0- 0		HOME		0- 0		0- 0		0- 0					
0- 7		0- 0		0- 1		AWAY		0- 1		0- 5		0- 0					
0- 1		0- 0		0- 0		NEUTRAL		0- 0		0- 0		0- 1					
1- 5		0- 0		0- 0		CONFERENCE		0- 0		0- 0		1- 5					
1- 2		0- 0		0- 0		HOME		0- 0		0- 0		1- 2					
0- 3		0- 0		0- 0		AWAY		0- 0		0- 0		0- 3					
0- 0		0- 0		0- 0		NEUTRAL		0- 0		0- 0		0- 0					

RPI 1-25				RPI 26-50				RPI 51-100				RPI 101+				Team's RPI: 344	
RPI	S	Opponent	Score	RPI	S	Opponent	Score	RPI	S	Opponent	Score	RPI	S	Opponent	Score		
				37	A	Mississippi St.	37 109	51	A	Vanderbilt	39 89	124	A	Alabama	35 98		
												126	A	Arkansas	46 86		
												140	A	Southern Miss.	55 71		
												140	A	Ole Miss	61 97		
												149	A	UAB	33 80		
												169	H	Southern U.	36 99		
												251	A	Texas Southern	38 76		
												301	N	Nicholls St.	54 63		
												317	H	Alcorn	66 81		
												330	A	Alabama St.	50 100		
												343	H	Ark.-Pine Bluff	62 60		
												346	A	Alabama A&M	68 79		
LAST 12 Division I GAMES:																	
				251	A	Texas Southern	38 76	126	A	Arkansas	46 86						
				169	H	Southern U.	36 99	149	A	UAB	33 80						
				317	H	Alcorn	66 81	301	N	Nicholls St.	54 63						
				346	A	Alabama A&M	68 79	140	A	Southern Miss.	55 71						
				330	A	Alabama St.	50 100	37	A	Mississippi St.	37 109						
				343	H	Ark.-Pine Bluff	62 60	124	A	Alabama	35 98						

Non-Div I Games:	Philander Smith	64	53	Blue Mountain	72	67
------------------	-----------------	----	----	---------------	----	----

Mississippi Val.

■ Loss, ■ Non-Conf, S Site, H Home A Away N Neutral

Average RPI Win:	157	WON-LOST	WINNING	LAST 10	STRENGTH OF	OPP. STRENGTH	TEAM	ADJ.	CONF.	ADJ CONF.
Average RPI Loss:	39	RECORD	PCT. RANK	GAMES	SCHEDULE	OF SCHEDULE	RPI	RPI	RPI	RPI
DIV. I ONLY	16- 4	29	6- 4	67	42	26	26	2	2	
DIV. I NON-CONF.	13- 0	1	5- 0	232	141	32	32	2	2	
TOTALS	RPI 1-25	RPI 26-50	W-L RECORDS	RPI 51-100	RPI 101-150	RPI 150+				
16- 4	0- 3	4- 0	OVERALL	1- 0	3- 1	8- 0				
10- 1	0- 1	2- 0	HOME	1- 0	2- 0	5- 0				
5- 3	0- 1	2- 0	AWAY	0- 0	1- 0	2- 0				
1- 0	0- 0	0- 0	NEUTRAL	0- 0	0- 0	1- 0				
13- 0	0- 0	1- 0	NON-CONFERENCE	1- 0	3- 0	8- 0				
8- 0	0- 0	0- 0	HOME	1- 0	2- 0	5- 0				
4- 0	0- 0	1- 0	AWAY	0- 0	1- 0	2- 0				
1- 0	0- 0	0- 0	NEUTRAL	0- 0	0- 0	1- 0				
3- 4	0- 3	3- 0	CONFERENCE	0- 0	0- 1	0- 0				
2- 1	0- 1	2- 0	HOME	0- 0	0- 0	0- 0				
1- 3	0- 2	1- 0	AWAY	0- 0	0- 1	0- 0				
0- 0	0- 0	0- 0	NEUTRAL	0- 0	0- 0	0- 0				

RPI 1-25				RPI 26-50				Team's RPI: 26	RPI 51-100				RPI 101+			
RPI	S	Opponent	Score	RPI	S	Opponent	Score		RPI	S	Opponent	Score	RPI	S	Opponent	Score
2	A	South Carolina	58 83	32	H	Florida	79 64		79	H	Charlotte	88 71	104	A	Missouri St.	71 55
11	H	Tennessee	55 71	37	H	Mississippi St.	66 54						126	A	Arkansas	52 64
18	A	Texas A&M	77 81	47	A	Georgia	54 48						142	H	Wake Forest	94 81
				50	A	St. Mary's (CA)	95 78						150	H	SIUE	75 46
													167	H	Texas St.	82 56
													171	A	Colorado	79 75
													177	H	Southeast Mo. St.	74 32
													179	N	Northeastern	69 56
													249	H	Loyola Marymount	80 48
													292	A	Wichita St.	57 37
													295	H	Lamar	91 57
													343	H	Ark.-Pine Bluff	85 34
LAST 12 Division I GAMES:																
32	H	Florida	79 64	11	H	Tennessee	55 71									
18	A	Texas A&M	77 81	79	H	Charlotte	88 71									
126	A	Arkansas	52 64	167	H	Texas St.	82 56									
37	H	Mississippi St.	66 54	295	H	Lamar	91 57									
2	A	South Carolina	58 83	171	A	Colorado	79 75									
47	A	Georgia	54 48	249	H	Loyola Marymount	80 48									

Non-Div I Games:

Missouri

Average RPI Win:	206	WON-LOST	WINNING	LAST 10	STRENGTH OF	OPP. STRENGTH	TEAM	ADJ.	CONF.	ADJ CONF.
Average RPI Loss:	65	RECORD	PCT. RANK	GAMES	SCHEDULE	OF SCHEDULE	RPI	RPI	RPI	RPI
DIV. I ONLY	12- 7	98	7- 3	136	103	104	104	21	21	
DIV. I NON-CONF.	6- 5	146	3- 1	46	24	88	88	18	18	
TOTALS	RPI 1-25	RPI 26-50	W-L RECORDS	RPI 51-100	RPI 101-150	RPI 150+				
12- 7	0- 2	0- 1	OVERALL	0- 2	4- 2	8- 0				
4- 4	0- 1	0- 1	HOME	0- 0	2- 2	2- 0				
7- 1	0- 0	0- 0	AWAY	0- 1	2- 0	5- 0				
1- 2	0- 1	0- 0	NEUTRAL	0- 1	0- 0	1- 0				
6- 5	0- 2	0- 1	NON-CONFERENCE	0- 2	3- 0	3- 0				
2- 2	0- 1	0- 1	HOME	0- 0	1- 0	1- 0				
3- 1	0- 0	0- 0	AWAY	0- 1	2- 0	1- 0				
1- 2	0- 1	0- 0	NEUTRAL	0- 1	0- 0	1- 0				
6- 2	0- 0	0- 0	CONFERENCE	0- 0	1- 2	5- 0				
2- 2	0- 0	0- 0	HOME	0- 0	1- 2	1- 0				
4- 0	0- 0	0- 0	AWAY	0- 0	0- 0	4- 0				
0- 0	0- 0	0- 0	NEUTRAL	0- 0	0- 0	0- 0				

RPI 1-25				RPI 26-50				RPI 51-100				RPI 101+ Team's RPI: 104			
RPI	S	Opponent	Score	RPI	S	Opponent	Score	RPI	S	Opponent	Score	RPI	S	Opponent	Score
6	N	Stanford	65 82	26	H	Missouri	55 71	89	A	Middle Tenn.	54 70	108	H	UNI	60 65
20	H	Oklahoma St.	55 74					91	N	Maine	65 69	112	H	Drake	75 82
												126	A	Arkansas	69 54
												139	H	Oral Roberts	72 64
												140	A	Ole Miss	91 78
												146	H	Southern Ill.	82 77
												164	A	Loyola Chicago	73 62
												173	A	Little Rock	64 58
												195	N	Marist	77 45
												207	H	Eastern Ky.	87 63
												255	A	Indiana St.	59 51
												291	H	Evansville	77 70
												312	A	Bradley	55 44
												327	A	Illinois St.	73 51
LAST 12 Division I GAMES:															
146	H	Southern Ill.	82 77	255	A	Indiana St.	59 51	173	A	Little Rock	64 58	49	A	Middle Tenn.	54 70
291	H	Evansville	77 70	327	A	Illinois St.	73 51	139	H	Oral Roberts	72 64	207	H	Eastern Ky.	87 63
164	A	Loyola Chicago	73 62												
312	A	Bradley	55 44												
108	H	UNI	60 65												
112	H	Drake	75 82												

Non-Div I Games: MidAmerica Naz. 88 61

Missouri St.

Average RPI Win:	252	WON-LOST	WINNING	LAST 10	STRENGTH OF	OPP. STRENGTH	TEAM	ADJ.	CONF.	ADJ CONF.
Average RPI Loss:	203	RECORD	PCT. RANK	GAMES	SCHEDULE	OF SCHEDULE	RPI	RPI	RPI	RPI
DIV. I ONLY	6- 12	249	4- 6	312	279	308	308	24	24	
DIV. I NON-CONF.	2- 7	280	1- 4	322	287	332	332	24	24	
TOTALS	RPI 1-25	RPI 26-50	W-L RECORDS	RPI 51-100	RPI 101-150	RPI 150+				
6- 12	0- 0	0- 0	OVERALL	0- 2	1- 1	5- 9				
4- 5	0- 0	0- 0	HOME	0- 1	1- 1	3- 3				
2- 7	0- 0	0- 0	AWAY	0- 1	0- 0	2- 6				
0- 0	0- 0	0- 0	NEUTRAL	0- 0	0- 0	0- 0				
2- 7	0- 0	0- 0	NON-CONFERENCE	0- 2	0- 0	2- 5				
1- 3	0- 0	0- 0	HOME	0- 1	0- 0	1- 2				
1- 4	0- 0	0- 0	AWAY	0- 1	0- 0	1- 3				
0- 0	0- 0	0- 0	NEUTRAL	0- 0	0- 0	0- 0				
4- 5	0- 0	0- 0	CONFERENCE	0- 0	1- 1	3- 4				
3- 2	0- 0	0- 0	HOME	0- 0	1- 1	2- 1				
1- 3	0- 0	0- 0	AWAY	0- 0	0- 0	1- 3				
0- 0	0- 0	0- 0	NEUTRAL	0- 0	0- 0	0- 0				

RPI	S	Opponent	Score	RPI	S	Opponent	Score	RPI	S	Opponent	Score	RPI	S	Opponent	Score	Team's RPI: 308
58	A	Princeton	70	81	128	H	Quinnipiac	63	60	131	H	Iona	49	64		
87	H	Eastern Mich.	68	78	195	A	Marist	55	78	195	H	Marist	60	52		
					205	H	Robert Morris	47	60	214	A	Siena	54	64		
					214	H	Siena	63	69	216	A	Providence	59	71		
					217	A	Lehigh	88	95	272	H	La Salle	50	65		
					279	A	Colgate	86	80	280	H	Niagara	83	60		
					290	A	Rider	87	75	307	A	Fairleigh Dickinson	75	81		
					323	A	Saint Peter's	62	67	341	H	St. Francis Brooklyn	63	54		
LAST 12 Division I GAMES:																
131	H	Iona	49	64	128	H	Quinnipiac	63	60	272	H	La Salle	50	65		
290	A	Rider	87	75	341	H	St. Francis Brooklyn	63	54	307	A	Fairleigh Dickinson	75	81		
195	A	Marist	55	78	87	H	Eastern Mich.	68	78							
214	A	Siena	54	64	58	A	Princeton	70	81							
195	H	Marist	60	52												
323	A	Saint Peter's	62	67												

Non-Div I Games:

Monmouth

■ Loss,
 ■ Non-Conf,
 ■ S Site,
 ■ H Home
 ■ A Away
 N Neutral

Average RPI Win: 228	WON-LOST	WINNING	LAST 10	STRENGTH OF	OPP. STRENGTH	TEAM	ADJ.	CONF.	ADJ CONF.
Average RPI Loss: 174	RECORD	PCT. RANK	GAMES	SCHEDULE	OF SCHEDULE	RPI	RPI	RPI	RPI
DIV. I ONLY	10- 8	140	6- 4	295	180	222	222	18	18
DIV. I NON-CONF.	6- 4	124	2- 2	247	205	183	183	20	20
TOTALS	RPI 1-25	RPI 26-50	W-L RECORDS	RPI 51-100	RPI 101-150	RPI 150+			
10- 8	0- 0	0- 0	OVERALL	1- 1	2- 1	7- 6			
8- 2	0- 0	0- 0	HOME	0- 0	2- 0	6- 2			
1- 6	0- 0	0- 0	AWAY	0- 1	0- 1	1- 4			
1- 0	0- 0	0- 0	NEUTRAL	1- 0	0- 0	0- 0			
6- 4	0- 0	0- 0	NON-CONFERENCE	1- 1	2- 0	3- 3			
5- 1	0- 0	0- 0	HOME	0- 0	2- 0	3- 1			
0- 3	0- 0	0- 0	AWAY	0- 1	0- 0	0- 2			
1- 0	0- 0	0- 0	NEUTRAL	1- 0	0- 0	0- 0			
4- 4	0- 0	0- 0	CONFERENCE	0- 0	0- 1	4- 3			
3- 1	0- 0	0- 0	HOME	0- 0	0- 0	3- 1			
1- 3	0- 0	0- 0	AWAY	0- 0	0- 1	1- 2			
0- 0	0- 0	0- 0	NEUTRAL	0- 0	0- 0	0- 0			

RPI S	Opponent	Score	RPI S	Opponent	Score	RPI S	Opponent	Score	RPI S	Opponent	Score
						62	A Colorado St.	43 75	114	H Fla. Atlantic	83 69
						96	N Drexel	58 50	123	A Idaho	61 78
									145	H Pacific	64 54
									166	A Eastern Wash.	65 67
									174	H Northern Colo.	58 46
									186	H North Dakota	59 61
									196	A Sacramento St.	75 83
									203	H Seattle	44 58
									215	H Utah St.	86 70
									217	A Lehigh	53 80
									235	A Wyoming	61 68
									266	H Northern Ariz.	81 58
									271	H Portland	90 67
									331	H Southern Utah	66 60
									333	H Cal St. Fullerton	86 51
									336	A Portland St.	79 58
LAST 12 Division I GAMES:											
166	A	Eastern Wash.	65	67	331	H	Southern Utah	66	60		
123	A	Idaho	61	78	266	H	Northern Ariz.	81	58		
186	H	North Dakota	59	61	215	H	Utah St.	86	70		
174	H	Northern Colo.	58	46	114	H	Fla. Atlantic	83	69		
196	A	Sacramento St.	75	83	235	A	Wyoming	61	68		
336	A	Portland St.	79	58	62	A	Colorado St.	43	75		

Non-Div I Games: Mont. St.-Northern 80 32

Montana

Loss, Non-Conf, S Site, H Home A Away N Neutral

Average RPI Win:	253	WON-LOST	WINNING	LAST 10	STRENGTH OF	OPP. STRENGTH	TEAM	ADJ.	CONF.	ADJ CONF.
Average RPI Loss:	144	RECORD	PCT. RANK	GAMES	SCHEDULE	OF SCHEDULE	RPI	RPI	RPI	RPI
DIV. I ONLY	12- 5	71	7- 2	335	182	163	163	18	18	
DIV. I NON-CONF.	5- 4	138	0- 2	327	210	218	218	20	20	
TOTALS	RPI 1-25	RPI 26-50	W-L RECORDS	RPI 51-100	RPI 101-150	RPI 150+				
12- 5	0- 0	0- 0	OVERALL	0- 2	1- 0	11- 3				
6- 1	0- 0	0- 0	HOME	0- 1	0- 0	6- 0				
5- 4	0- 0	0- 0	AWAY	0- 1	1- 0	4- 3				
1- 0	0- 0	0- 0	NEUTRAL	0- 0	0- 0	1- 0				
5- 4	0- 0	0- 0	NON-CONFERENCE	0- 2	0- 0	5- 2				
2- 1	0- 0	0- 0	HOME	0- 1	0- 0	2- 0				
2- 3	0- 0	0- 0	AWAY	0- 1	0- 0	2- 2				
1- 0	0- 0	0- 0	NEUTRAL	0- 0	0- 0	1- 0				
7- 1	0- 0	0- 0	CONFERENCE	0- 0	1- 0	6- 1				
4- 0	0- 0	0- 0	HOME	0- 0	0- 0	4- 0				
3- 1	0- 0	0- 0	AWAY	0- 0	1- 0	2- 1				
0- 0	0- 0	0- 0	NEUTRAL	0- 0	0- 0	0- 0				

RPI S	Opponent	Score	RPI S	Opponent	Score	RPI S	Opponent	Score	RPI S	Opponent	Score
						64	H San Diego	49 62	123	A Idaho	62 59
						76	A Gonzaga	52 65	166	A Eastern Wash.	69 81
									174	H Northern Colo.	66 58
									181	A Cal Poly	57 66
									186	H North Dakota	69 61
									196	A Sacramento St.	80 79
									203	A Seattle	80 51
									235	A Wyoming	69 75
									266	H Northern Ariz.	86 77
									271	H Portland	86 57
									291	N Evansville	81 55
									320	A Nevada	66 53
									331	H Southern Utah	86 59
									333	H Cal St. Fullerton	89 66
									336	A Portland St.	106 59
LAST 12 Division I GAMES:											
123	A Idaho	62 59	266	H Northern Ariz.	86 77						
166	A Eastern Wash.	69 81	331	H Southern Utah	86 59						
174	H Northern Colo.	66 58	235	A Wyoming	69 75						
186	H North Dakota	69 61	76	A Gonzaga	52 65						
336	A Portland St.	106 59	333	H Cal St. Fullerton	89 66						
196	A Sacramento St.	80 79	181	A Cal Poly	57 66						

Non-Div I Games: Montana Western 74 36 Carroll (MT) 74 34

Montana St.

Loss, Non-Conf, S Site, H Home A Away N Neutral

Average RPI Win:	313	WON-LOST	WINNING	LAST 10	STRENGTH OF	OPP. STRENGTH	TEAM	ADJ.	CONF.	ADJ CONF.
Average RPI Loss:	185	RECORD	PCT. RANK	GAMES	SCHEDULE	OF SCHEDULE	RPI	RPI	RPI	RPI
DIV. I ONLY	5- 13	280	3- 7	310	292	309	309	23	23	
DIV. I NON-CONF.	4- 8	234	3- 3	283	318	272	272	23	23	
TOTALS	RPI 1-25	RPI 26-50	W-L RECORDS	RPI 51-100	RPI 101-150	RPI 150+				
5- 13	0- 1	0- 1	OVERALL	0- 1	0- 2	5- 8				
2- 5	0- 0	0- 0	HOME	0- 1	0- 0	2- 4				
3- 8	0- 0	0- 0	AWAY	0- 0	0- 0	3- 0				
0- 0	0- 0	0- 0	NEUTRAL	0- 0	0- 0	0- 0				
4- 8	0- 1	0- 1	NON-CONFERENCE	0- 0	0- 1	4- 5				
2- 2	0- 0	0- 0	HOME	0- 0	0- 0	2- 2				
2- 6	0- 1	0- 1	AWAY	0- 0	0- 1	2- 3				
0- 0	0- 0	0- 0	NEUTRAL	0- 0	0- 0	0- 0				
1- 5	0- 0	0- 0	CONFERENCE	0- 1	0- 1	1- 3				
0- 3	0- 0	0- 0	HOME	0- 1	0- 0	0- 2				
1- 2	0- 0	0- 0	AWAY	0- 0	0- 1	1- 1				
0- 0	0- 0	0- 0	NEUTRAL	0- 0	0- 0	0- 0				

RPI S	Opponent	Score	RPI S	Opponent	Score	RPI S	Opponent	Score	RPI S	Opponent	Score	Team's RPI: 309
13	A Kentucky	57 112	42	A West Virginia	56 94	90	H UT Martin	67 85	146	A Southern Ill.	69 102	
									150	A SIUE	81 90	
									177	H Southeast Mo. St.	79 89	
									188	H Marshall	101 104	
									236	A Miami (OH)	57 59	
									239	H USC Upstate	72 86	
									242	H Austin Peay	75 96	
									247	A UC Santa Barbara	78 93	
									264	A Georgia St.	99 90	
									296	H Kennesaw St.	83 77	
									302	A Murray St.	79 83	
									319	A Lipscomb	92 77	
									338	A Chicago St.	71 75	
									342	A Eastern Ill.	85 77	
									346	H Alabama A&M	112 69	
LAST 12 Division I GAMES:												
242	H Austin Peay	75 96	247	A UC Santa Barbara	78 93							
342	A Eastern Ill.	85 77	346	H Alabama A&M	112 69							
150	A SIUE	81 90	296	H Kennesaw St.	83 77							
90	H UT Martin	67 85	239	H USC Upstate	72 86							
177	H Southeast Mo. St.	79 89	146	A Southern Ill.	69 102							
302	A Murray St.	79 83	319	A Lipscomb	92 77							

Non-Div I Games: Ky. Christian 121 91 Mt. St. Joseph 117 53

Morehead St.

Loss, Non-Conf, S Site, H Home A Away N Neutral

Average RPI Win:	274	WON-LOST	WINNING	LAST 10	STRENGTH OF	OPP. STRENGTH	TEAM	ADJ.	CONF.	ADJ CONF.
Average RPI Loss:	153	RECORD	PCT. RANK	GAMES	SCHEDULE	OF SCHEDULE	RPI	RPI	RPI	RPI
DIV. I ONLY	5- 12	275	4- 6	119	335	238	238	30	30	
DIV. I NON-CONF.	1- 10	330	1- 5	12	324	242	242	31	31	
TOTALS	RPI 1-25	RPI 26-50	W-L RECORDS	RPI 51-100	RPI 101-150	RPI 150+				
5- 12	0- 1	0- 0	OVERALL	0- 4	1- 0	4- 7				
3- 3	0- 0	0- 0	HOME	0- 0	1- 0	2- 3				
2- 7	0- 0	0- 0	AWAY	0- 0	0- 0	2- 1				
0- 2	0- 0	0- 0	NEUTRAL	0- 1	0- 0	0- 1				
1- 10	0- 1	0- 0	NON-CONFERENCE	0- 4	1- 0	0- 5				
1- 2	0- 0	0- 0	HOME	0- 0	1- 0	0- 2				
0- 6	0- 1	0- 0	AWAY	0- 3	0- 0	0- 2				
0- 2	0- 0	0- 0	NEUTRAL	0- 1	0- 0	0- 1				
4- 2	0- 0	0- 0	CONFERENCE	0- 0	0- 0	4- 2				
2- 1	0- 0	0- 0	HOME	0- 0	0- 0	2- 1				
2- 1	0- 0	0- 0	AWAY	0- 0	0- 0	2- 1				
0- 0	0- 0	0- 0	NEUTRAL	0- 0	0- 0	0- 0				

RPI 1-25				RPI 26-50				RPI 51-100				RPI 101+ Team's RPI: 238			
RPI	S	Opponent	Score	RPI	S	Opponent	Score	RPI	S	Opponent	Score	RPI	S	Opponent	Score
22	A	Syracuse	61 90					62	N	Colorado St.	36 54	115	H	Bucknell	64 50
								70	A	James Madison	31 92	151	H	Hampton	51 65
								75	A	Virginia Tech	33 73	189	A	Brown	45 72
								100	A	Stony Brook	42 46	197	H	UMBC	46 65
												205	A	Robert Morris	44 76
												214	N	Siena	46 69
												269	A	Bethune-Cookman	48 63
												277	H	UMKC	50 59
												297	H	Delaware St.	56 49
												298	A	UMES	77 69
												313	A	Florida A&M	67 62
												349	H	Norfolk St.	67 58
LAST 12 Division I GAMES:															
269	A	Bethune-Cookman	48 63	100	A	Stony Brook	42 46								
313	A	Florida A&M	67 62	197	H	UMBC	46 65								
298	A	UMES	77 69	75	A	Virginia Tech	33 73								
297	H	Delaware St.	56 49	151	H	Hampton	51 65								
277	H	UMKC	50 59	349	H	Norfolk St.	67 58								
115	H	Bucknell	64 50	205	A	Robert Morris	44 76								

Non-Div I Games: Washington Adventis74 36

Morgan St.

■ Loss,
 ■ Non-Conf,
 ■ S Site,
 ■ H Home
 ■ A Away
 N Neutral

Average RPI Win:	309	WON-LOST	WINNING	LAST 10	STRENGTH OF	OPP. STRENGTH	TEAM	ADJ.	CONF.	ADJ CONF.
Average RPI Loss:	227	RECORD	PCT. RANK	GAMES	SCHEDULE	OF SCHEDULE	RPI	RPI	RPI	RPI
DIV. I ONLY	4- 14	301	2- 8	327	344	337	337	31	31	
DIV. I NON-CONF.	2- 9	296	0- 5	300	330	322	322	32	32	
TOTALS	RPI 1-25	RPI 26-50	W-L RECORDS	RPI 51-100	RPI 101-150	RPI 150+				
4- 14	0- 0	0- 0	OVERALL	0- 1	0- 2	4- 11				
2- 6	0- 0	0- 0	HOME	0- 0	0- 0	2- 6				
2- 8	0- 0	0- 0	AWAY	0- 0	0- 0	2- 2				
0- 0	0- 0	0- 0	NEUTRAL	0- 0	0- 0	0- 0				
2- 9	0- 0	0- 0	NON-CONFERENCE	0- 1	0- 2	2- 6				
0- 4	0- 0	0- 0	HOME	0- 0	0- 0	0- 4				
2- 5	0- 0	0- 0	AWAY	0- 1	0- 2	2- 2				
0- 0	0- 0	0- 0	NEUTRAL	0- 0	0- 0	0- 0				
2- 5	0- 0	0- 0	CONFERENCE	0- 0	0- 0	2- 5				
2- 2	0- 0	0- 0	HOME	0- 0	0- 0	2- 2				
0- 3	0- 0	0- 0	AWAY	0- 0	0- 0	0- 3				
0- 0	0- 0	0- 0	NEUTRAL	0- 0	0- 0	0- 0				

RPI 1-25				RPI 26-50				RPI 51-100				RPI 101+				Team's RPI: 337	
RPI	S	Opponent	Score	RPI	S	Opponent	Score	RPI	S	Opponent	Score	RPI	S	Opponent	Score		
								75	A	Virginia Tech	42	59	115	A	Bucknell	45	71
												132	A	Pittsburgh	57	74	
												161	H	William & Mary	74	76	
												205	A	Robert Morris	56	61	
												221	A	Coppin St.	55	66	
												227	H	Bryant	59	70	
												261	H	Loyola Maryland	63	65	
												275	A	Saint Francis (PA)	57	87	
												280	H	Niagara	51	53	
												282	A	Campbell	53	62	
												297	A	Delaware St.	54	41	
												298	A	UMES	57	50	
												300	H	Central Conn. St.	54	48	
												306	H	Howard	49	62	
												307	A	Fairleigh Dickinson	53	66	
												324	H	LIU Brooklyn	51	61	
												341	H	St. Francis Brooklyn	66	56	
LAST 12 Division I GAMES:																	
				307	A	Fairleigh Dickinson	53	66	324	H	LIU Brooklyn	51	61				
				205	A	Robert Morris	56	61	280	H	Niagara	51	53				
				275	A	Saint Francis (PA)	57	87	75	A	Virginia Tech	42	59				
				227	H	Bryant	59	70	306	H	Howard	49	62				
				300	H	Central Conn. St.	54	48	132	A	Pittsburgh	57	74				
				341	H	St. Francis Brooklyn	66	56	261	H	Loyola Maryland	63	65				

Non-Div I Games:

Mt. St. Mary's

■ Loss, ■ Non-Conf, S Site, H Home A Away N Neutral

Average RPI Win: 305		WON-LOST	WINNING	LAST 10	STRENGTH OF	OPP. STRENGTH	TEAM	ADJ.	CONF.	ADJ CONF.
Average RPI Loss: 188		RECORD	PCT. RANK	GAMES	SCHEDULE	OF SCHEDULE	RPI	RPI	RPI	RPI
DIV. I ONLY		4- 12	292	2- 7	273	322	302	302	23	23
DIV. I NON-CONF.		2- 7	280	1- 3	262	325	276	276	23	23
TOTALS	RPI 1-25	RPI 26-50		W-L RECORDS		RPI 51-100	RPI 101-150	RPI 150+		
4- 12	0- 1	0- 0		OVERALL		0- 0	0- 5	4- 6		
2- 4	0- 0	0- 0		HOME		0- 0	0- 3	2- 1		
2- 8	0- 1	0- 0		AWAY		0- 0	0- 2	2- 5		
0- 0	0- 0	0- 0		NEUTRAL		0- 0	0- 0	0- 0		
2- 7	0- 1	0- 0		NON-CONFERENCE		0- 0	0- 3	2- 3		
0- 2	0- 0	0- 0		HOME		0- 0	0- 2	0- 0		
2- 5	0- 1	0- 0		AWAY		0- 0	0- 1	2- 3		
0- 0	0- 0	0- 0		NEUTRAL		0- 0	0- 0	0- 0		
2- 5	0- 0	0- 0		CONFERENCE		0- 0	0- 2	2- 3		
2- 2	0- 0	0- 0		HOME		0- 0	0- 1	2- 1		
0- 3	0- 0	0- 0		AWAY		0- 0	0- 1	0- 2		
0- 0	0- 0	0- 0		NEUTRAL		0- 0	0- 0	0- 0		

RPI 1-25				RPI 26-50				RPI 51-100				RPI 101+ Team's RPI: 302			
RPI	S	Opponent	Score	RPI	S	Opponent	Score	RPI	S	Opponent	Score	RPI	S	Opponent	Score
14	A	Florida St.	59 101									117	A	Belmont	61 87
												125	A	Central Ark.	40 50
												125	H	Central Ark.	51 61
												146	H	Southern Ill.	57 70
												150	H	SIUE	61 64
												193	A	Jacksonville	54 79
												207	A	Eastern Ky.	60 72
												224	A	Tennessee St.	58 69
												273	H	Tennessee Tech	56 50
												291	A	Evansville	73 54
												303	H	Jacksonville St.	71 74
												309	H	Morehead St.	83 79
												319	A	Lipscomb	85 93
												327	A	Illinois St.	76 81
												346	A	Alabama A&M	76 59
LAST 12 Division I GAMES:															
150	H	SIUE	61 64	309	H	Morehead St.	83 79								
207	A	Eastern Ky.	60 72	14	A	Florida St.	59 101								
224	A	Tennessee St.	58 69	193	A	Jacksonville	54 79								
117	A	Belmont	61 87	291	A	Evansville	73 54								
303	H	Jacksonville St.	71 74	146	H	Southern Ill.	57 70								
273	H	Tennessee Tech	56 50	125	A	Central Ark.	40 50								

Murray St.

Loss, Non-Conf, S Site, H Home A Away N Neutral

Average RPI Win:	321	WON-LOST	WINNING	LAST 10	STRENGTH OF	OPP. STRENGTH	TEAM	ADJ.	CONF.	ADJ CONF.
Average RPI Loss:	165	RECORD	PCT. RANK	GAMES	SCHEDULE	OF SCHEDULE	RPI	RPI	RPI	RPI
DIV. I ONLY	6- 9	226	4- 5	334	249	283	283	30	30	
DIV. I NON-CONF.	2- 7	280	1- 3	190	203	267	267	31	31	
TOTALS	RPI 1-25	RPI 26-50	W-L RECORDS	RPI 51-100	RPI 101-150	RPI 150+				
6- 9	0- 2	0- 0	OVERALL	0- 1	0- 1	6- 5				
2- 4	0- 0	0- 0	HOME	0- 1	0- 1	2- 2				
2- 4	0- 1	0- 0	AWAY	0- 0	0- 0	2- 3				
2- 1	0- 1	0- 0	NEUTRAL	0- 0	0- 0	2- 0				
2- 7	0- 2	0- 0	NON-CONFERENCE	0- 1	0- 1	2- 3				
0- 2	0- 0	0- 0	HOME	0- 1	0- 1	0- 0				
0- 4	0- 1	0- 0	AWAY	0- 0	0- 0	0- 3				
2- 1	0- 1	0- 0	NEUTRAL	0- 0	0- 0	2- 0				
4- 2	0- 0	0- 0	CONFERENCE	0- 0	0- 0	4- 2				
2- 2	0- 0	0- 0	HOME	0- 0	0- 0	2- 2				
2- 0	0- 0	0- 0	AWAY	0- 0	0- 0	2- 0				
0- 0	0- 0	0- 0	NEUTRAL	0- 0	0- 0	2- 0				

RPI 1-25				RPI 26-50				RPI 51-100				RPI 101+ Team's RPI: 283			
RPI	S	Opponent	Score	RPI	S	Opponent	Score	RPI	S	Opponent	Score	RPI	S	Opponent	Score
5	A	Ohio St.	56 89					71	H	FGCU	36 60	113	H	VCU	49 64
24	N	Duquesne	67 81									151	H	Hampton	52 55
												253	A	Navy	48 52
												282	A	Campbell	55 56
												292	A	Wichita St.	53 55
												294	A	South Carolina St.	57 54
												298	H	UMES	50 56
												306	H	Howard	88 70
												310	A	Savannah St.	69 59
												331	N	Southern Utah	78 65
												334	N	North Dakota St.	72 64
												349	H	Norfolk St.	64 53
LAST 12 Division I GAMES:															
349	H	Norfolk St.	64 53	334	N	North Dakota St.	72 64	5	A	Ohio St.	56 89				
151	H	Hampton	52 55	298	H	UMES	50 56	306	H	Howard	88 70				
294	A	South Carolina St.	57 54	331	N	Southern Utah	78 65	24	N	Duquesne	67 81				
310	A	Savannah St.	69 59												
113	H	VCU	49 64												
292	A	Wichita St.	53 55												

Non-Div I Games: Pfeiffer 74 55 North Greenville 64 37

N.C. A&T

Loss, Non-Conf, S Site, H Home A Away N Neutral

N.C. Central

Through Games Of Jan. 24, 2016

Average RPI Win:	284	WON-LOST	WINNING	LAST 10	STRENGTH OF	OPP. STRENGTH	TEAM	ADJ.	CONF.	ADJ CONF.
Average RPI Loss:	238	RECORD	PCT. RANK	GAMES	SCHEDULE	OF SCHEDULE	RPI	RPI	RPI	RPI
DIV. I ONLY	3- 13	316	2- 8	347	301	348	348	30	30	
DIV. I NON-CONF.	1- 9	325	1- 5	320	301	347	347	31	31	
TOTALS	RPI 1-25	RPI 26-50	W-L RECORDS	RPI 51-100	RPI 101-150	RPI 150+				
3- 13	0- 0	0- 0	OVERALL	0- 2	0- 0	3- 11				
3- 3	0- 0	0- 0	HOME	0- 0	0- 0	3- 3				
0- 10	0- 0	0- 0	AWAY	0- 2	0- 0	0- 8				
0- 0	0- 0	0- 0	NEUTRAL	0- 0	0- 0	0- 0				
1- 9	0- 0	0- 0	NON-CONFERENCE	0- 2	0- 0	1- 7				
1- 1	0- 0	0- 0	HOME	0- 0	0- 0	1- 1				
0- 8	0- 0	0- 0	AWAY	0- 2	0- 0	0- 6				
0- 0	0- 0	0- 0	NEUTRAL	0- 0	0- 0	0- 0				
2- 4	0- 0	0- 0	CONFERENCE	0- 0	0- 0	2- 4				
2- 2	0- 0	0- 0	HOME	0- 0	0- 0	2- 2				
0- 2	0- 0	0- 0	AWAY	0- 0	0- 0	0- 2				
0- 0	0- 0	0- 0	NEUTRAL	0- 0	0- 0	0- 0				

RPI 1-25				RPI 26-50				RPI 51-100				RPI 101+				Team's RPI: 348	
RPI	S	Opponent	Score	RPI	S	Opponent	Score	RPI	S	Opponent	Score	RPI	S	Opponent	Score		
								59	A	Nebraska	47	88	151	H	Hampton	42	76
								79	A	Charlotte	52	67	206	H	Furman	66	61
													223	A	Presbyterian	50	60
													239	A	USC Upstate	46	68
													276	A	UNCG	56	103
													281	A	Wofford	37	60
													282	H	Campbell	48	57
													285	A	Winthrop	39	62
													294	A	South Carolina St.	51	58
													298	H	UMES	49	46
													304	A	Longwood	49	60
													306	H	Howard	61	68
													310	A	Savannah St.	39	57
													349	H	Norfolk St.	63	62
LAST 12 Division I GAMES:																	
				151	H	Hampton	42	76					223	A	Presbyterian	50	60
				349	H	Norfolk St.	63	62					239	A	USC Upstate	46	68
				310	A	Savannah St.	39	57					281	A	Wofford	37	60
				294	A	South Carolina St.	51	58					306	H	Howard	61	68
				206	H	Furman	66	61					298	H	UMES	49	46
				276	A	UNCG	56	103					79	A	Charlotte	52	67

Non-Div I Games:

N.C. Central

Loss, Non-Conf, S Site, H Home A Away N Neutral

Average RPI Win:	324	WON-LOST	WINNING	LAST 10	STRENGTH OF	OPP. STRENGTH	TEAM	ADJ.	CONF.	ADJ CONF.
Average RPI Loss:	210	RECORD	PCT. RANK	GAMES	SCHEDULE	OF SCHEDULE	RPI	RPI	RPI	RPI
DIV. I ONLY	1- 16	344	0- 10	213	345	335	335	29	29	
DIV. I NON-CONF.	1- 12	337	1- 7	230	346	336	336	28	28	
TOTALS	RPI 1-25	RPI 26-50	W-L RECORDS	RPI 51-100	RPI 101-150	RPI 150+				
1- 16	0- 0	0- 0	OVERALL	0- 4	0- 0	1- 12				
0- 8	0- 0	0- 0	HOME	0- 1	0- 0	0- 7				
1- 8	0- 0	0- 0	AWAY	0- 3	0- 0	1- 5				
0- 0	0- 0	0- 0	NEUTRAL	0- 0	0- 0	0- 0				
1- 12	0- 0	0- 0	NON-CONFERENCE	0- 3	0- 0	1- 9				
0- 6	0- 0	0- 0	HOME	0- 1	0- 0	0- 5				
1- 6	0- 0	0- 0	AWAY	0- 2	0- 0	1- 4				
0- 0	0- 0	0- 0	NEUTRAL	0- 0	0- 0	0- 0				
0- 4	0- 0	0- 0	CONFERENCE	0- 1	0- 0	0- 3				
0- 2	0- 0	0- 0	HOME	0- 0	0- 0	0- 2				
0- 2	0- 0	0- 0	AWAY	0- 1	0- 0	0- 1				
0- 0	0- 0	0- 0	NEUTRAL	0- 0	0- 0	0- 0				















































RPI 1-25				RPI 26-50				RPI 51-100				RPI 101+				Team's RPI: 335	
RPI	S	Opponent	Score	RPI	S	Opponent	Score	RPI	S	Opponent	Score	RPI	S	Opponent	Score		
								71	A	FGCU	37	70	188	A	Marshall	50	63
								80	H	Army West Point	35	71	189	H	Brown	49	74
								85	A	Virginia	54	81	199	A	Columbia	52	72
								95	A	Minnesota	50	83	208	A	Stetson	55	60
													210	A	Binghamton	50	54
													217	H	Lehigh	47	75
													239	H	USC Upstate	41	58
													288	H	Vermont	46	54
													305	H	Dartmouth	39	46
													311	H	North Florida	51	68
													324	A	LIU Brooklyn	53	44
													334	H	North Dakota St.	59	64
													340	A	Wagner	53	76
LAST 12 Division I GAMES:																	
311	H	North Florida	51	68	305	H	Dartmouth	39	46								
71	A	FGCU	37	70	95	A	Minnesota	50	83								
208	A	Stetson	55	60	334	H	North Dakota St.	59	64								
199	A	Columbia	52	72	288	H	Vermont	46	54								
239	H	USC Upstate	41	58	80	H	Army West Point	35	71								
189	H	Brown	49	74	324	A	LIU Brooklyn	53	44								

Non-Div I Games: St. Joseph (VT) 71 50 St. Joseph's (Brkln) 78 41

NJIT

Loss, Non-Conf, S Site, H Home A Away N Neutral

Average RPI Win: 276	WON-LOST	WINNING	LAST 10	STRENGTH OF	OPP. STRENGTH	TEAM	ADJ.	CONF.	ADJ CONF.
Average RPI Loss: 164	RECORD	PCT. RANK	GAMES	SCHEDULE	OF SCHEDULE	RPI	RPI	RPI	RPI
DIV. I ONLY	8- 10	202	4- 6	230	332	253	253	28	28
DIV. I NON-CONF.	5- 5	160	1- 2	199	303	205	205	29	29
TOTALS	RPI 1-25	RPI 26-50	W-L RECORDS	RPI 51-100	RPI 101-150	RPI 150+			
8- 10	0- 0	0- 0	OVERALL	1- 4	0- 1	7- 5			
6- 4	0- 0	0- 0	HOME	1- 1	0- 1	5- 2			
2- 5	0- 0	0- 0	AWAY	0- 2	0- 0	2- 3			
0- 1	0- 0	0- 0	NEUTRAL	0- 1	0- 0	0- 0			
5- 5	0- 0	0- 0	NON-CONFERENCE	1- 3	0- 0	4- 2			
4- 2	0- 0	0- 0	HOME	1- 1	0- 0	3- 1			
1- 3	0- 0	0- 0	AWAY	0- 2	0- 0	1- 1			
0- 0	0- 0	0- 0	NEUTRAL	0- 0	0- 0	0- 0			
3- 5	0- 0	0- 0	CONFERENCE	0- 1	0- 1	3- 3			
2- 2	0- 0	0- 0	HOME	0- 0	0- 1	2- 1			
1- 2	0- 0	0- 0	AWAY	0- 0	0- 0	1- 2			
0- 1	0- 0	0- 0	NEUTRAL	0- 1	0- 0	0- 0			

RPI 1-25			RPI 26-50			RPI 51-100			RPI 101+			Team's RPI: 253
RPI	S	Opponent	Score	RPI	S	Opponent	Score	RPI	S	Opponent	Score	
						57  Penn	43 	115  Bucknell		41 		
						62  Colorado St.	73 	184  Kansas		54 		
						72  Hofstra	63 	214  Siena		59 58		
						80 N Army West Point	38 	217  Lehigh		48 		
						88  Elon	73 70	261  Loyola Maryland		38 		
								265  Holy Cross		49 		
								279  Colgate		51 41		
								283  N.C. A&T		52 48		
								323  Saint Peter's		50 39		
								324  LIU Brooklyn		66 		
								332  Lafayette		65 58		
								339  Air Force		64 46		
								347  Boston U.		67 56		
LAST 12 Division I GAMES:												
						80 N Army West Point	38 	265  Holy Cross		49 		
						217  Lehigh	48 	115  Bucknell		41 		
						332  Lafayette	65 58	339  Air Force		64 46		
						261  Loyola Maryland	38 	184  Kansas		54 		
						279  Colgate	51 41	57  Penn		43 		
						347  Boston U.	67 56	324  LIU Brooklyn		66 		

Non-Div I Games: Johns Hopkins 77 45

Navy

Nebraska

Through Games Of Jan. 24, 2016

Average RPI Win: 168		WON-LOST	WINNING	LAST 10	STRENGTH OF	OPP. STRENGTH	TEAM	ADJ.	CONF.	ADJ CONF.
Average RPI Loss: 41		RECORD	PCT. RANK	GAMES	SCHEDULE	OF SCHEDULE	RPI	RPI	RPI	RPI
DIV. I ONLY		14- 5	50	7- 3	109	36	59	59	4	4
DIV. I NON-CONF.		9- 2	38	3- 1	267	124	96	96	4	4
TOTALS		RPI 1-25	RPI 26-50		W-L RECORDS		RPI 51-100	RPI 101-150	RPI 150+	
14- 5	0- 2	3- 1		OVERALL		2- 2	3- 0	6- 0		
11- 1	0- 0	2- 1		HOME		1- 0	2- 0	6- 0		
3- 4	0- 2	1- 0		AWAY		1- 2	1- 0	0- 0		
0- 0	0- 0	0- 0		NEUTRAL		0- 0	0- 0	0- 0		
9- 2	0- 1	1- 0		NON-CONFERENCE		1- 1	1- 0	6- 0		
9- 0	0- 0	1- 0		HOME		1- 0	1- 0	6- 0		
0- 2	0- 1	0- 0		AWAY		0- 1	0- 0	0- 0		
0- 0	0- 0	0- 0		NEUTRAL		0- 0	0- 0	0- 0		
5- 3	0- 1	2- 1		CONFERENCE		1- 1	2- 0	0- 0		
2- 1	0- 0	1- 1		HOME		0- 0	1- 0	0- 0		
3- 2	0- 1	1- 0		AWAY		1- 1	1- 0	0- 0		
0- 0	0- 0	0- 0		NEUTRAL		0- 0	0- 0	0- 0		

RPI	S	Opponent	Score	RPI	S	Opponent	Score	RPI	S	Opponent	Score	RPI	S	Opponent	Score
3	A	UConn	46 88	27	A	Purdue	62 61	55	H	Arkansas St.	79 71	111	H	Creighton	65 63
25	A	Maryland	50 89	40	H	Rutgers	65 54	60	A	California	80 87	129	A	Penn St.	83 78
				45	H	North Carolina St.	88 67	69	A	Northwestern	62 85	134	H	Illinois	73 57
				48	H	Iowa	68 74	78	A	Michigan	93 81	169	H	Southern U.	89 38
												266	H	Northern Ariz.	90 67
												291	H	Evansville	85 40
												311	H	North Florida	91 46
												343	H	Ark.-Pine Bluff	96 46
												348	H	N.C. Central	88 47
LAST 12 Division I GAMES:															
78	A	Michigan	93 81	69	A	Northwestern	62 85								
27	A	Purdue	62 61	48	H	Iowa	68 74								
40	H	Rutgers	65 54	55	H	Arkansas St.	79 71								
129	A	Penn St.	83 78	266	H	Northern Ariz.	90 67								
134	H	Illinois	73 57	60	A	California	80 87								
25	A	Maryland	50 89	291	H	Evansville	85 40								

Non-Div I Games:

Nebraska

■ Loss,
■ Non-Conf, S Site,
■ Home
■ Away
N Neutral

Average RPI Win: 287		WON-LOST	WINNING	LAST 10	STRENGTH OF	OPP. STRENGTH	TEAM	ADJ.	CONF.	ADJ CONF.
Average RPI Loss: 165		RECORD	PCT. RANK	GAMES	SCHEDULE	OF SCHEDULE	RPI	RPI	RPI	RPI
DIV. I ONLY		2- 15	331	2- 7	178	261	320	320	19	19
DIV. I NON-CONF.		0- 10	338	0- 4	179	248	331	331	19	19
TOTALS	RPI 1-25	RPI 26-50		W-L RECORDS		RPI 51-100	RPI 101-150	RPI 150+		
2- 15	0- 0	0- 0		OVERALL		0- 3	0- 4	2- 8		
2- 7	0- 0	0- 0		HOME		0- 2	0- 3	2- 2		
0- 6	0- 0	0- 0		AWAY		0- 0	0- 1	0- 5		
0- 2	0- 0	0- 0		NEUTRAL		0- 1	0- 0	0- 1		
0- 10	0- 0	0- 0		NON-CONFERENCE		0- 3	0- 2	0- 5		
0- 5	0- 0	0- 0		HOME		0- 2	0- 1	0- 2		
0- 3	0- 0	0- 0		AWAY		0- 0	0- 1	0- 2		
0- 2	0- 0	0- 0		NEUTRAL		0- 1	0- 0	0- 1		
2- 5	0- 0	0- 0		CONFERENCE		0- 0	0- 2	2- 3		
2- 2	0- 0	0- 0		HOME		0- 0	0- 2	2- 0		
0- 3	0- 0	0- 0		AWAY		0- 0	0- 0	0- 3		
0- 0	0- 0	0- 0		NEUTRAL		0- 0	0- 0	0- 0		

RPI 1-25				RPI 26-50				RPI 51-100				RPI 101+				Team's RPI: 320	
RPI	S	Opponent	Score	RPI	S	Opponent	Score	RPI	S	Opponent	Score	RPI	S	Opponent	Score		
								52	N	Washington St.	57	70	116	H	San Francisco	62	70
								64	H	San Diego	47	84	120	H	Fresno St.	59	67
								89	H	Middle Tenn.	46	90	145	A	Pacific	52	74
													147	H	New Mexico	47	51
													154	A	Boise St.	58	66
													163	H	Montana St.	53	66
													185	A	UNLV	59	65
													219	A	Ill.-Chicago	55	70
													226	H	Utah Valley	65	73
													235	A	Wyoming	53	68
													235	H	Wyoming	68	65
													249	N	Loyola Marymount	58	69
													314	A	UC Irvine	64	68
													339	H	Air Force	68	57
LAST 12 Division I GAMES:																	
				185	A	UNLV	59	65	147	H	New Mexico	47	51				
				235	H	Wyoming	68	65	219	A	Ill.-Chicago	55	70				
				154	A	Boise St.	58	66	145	A	Pacific	52	74				
				339	H	Air Force	68	57	314	A	UC Irvine	64	68				
				120	H	Fresno St.	59	67	116	H	San Francisco	62	70				
				235	A	Wyoming	53	68	89	H	Middle Tenn.	46	90				

Non-Div I Games:	San Fran. St.	57	51
------------------	---------------	----	----

Nevada

■ Loss, ■ Non-Conf, S Site, H Home A Away N Neutral

New Hampshire

Through Games Of Jan. 24, 2016

Average RPI Win:	296	WON-LOST	WINNING	LAST 10	STRENGTH OF	OPP. STRENGTH	TEAM	ADJ.	CONF.	ADJ CONF.
Average RPI Loss:	135	RECORD	PCT. RANK	GAMES	SCHEDULE	OF SCHEDULE	RPI	RPI	RPI	RPI
DIV. I ONLY	6- 12	249	1- 9	199	260	246	246	15	15	
DIV. I NON-CONF.	5- 7	198	1- 5	219	306	213	213	16	16	
TOTALS	RPI 1-25	RPI 26-50	W-L RECORDS	RPI 51-100	RPI 101-150	RPI 150+				
6- 12	0- 0	0- 1	OVERALL	0- 5	0- 1	6- 5				
3- 5	0- 0	0- 1	HOME	0- 2	0- 0	3- 2				
3- 7	0- 0	0- 0	AWAY	0- 0	0- 1	3- 1				
0- 0	0- 0	0- 0	NEUTRAL	0- 0	0- 0	0- 0				
5- 7	0- 0	0- 0	NON-CONFERENCE	0- 3	0- 1	5- 3				
2- 3	0- 0	0- 0	HOME	0- 1	0- 0	2- 2				
3- 4	0- 0	0- 0	AWAY	0- 2	0- 1	3- 1				
0- 0	0- 0	0- 0	NEUTRAL	0- 0	0- 0	0- 0				
1- 5	0- 0	0- 1	CONFERENCE	0- 2	0- 0	1- 2				
1- 2	0- 0	0- 1	HOME	0- 1	0- 0	1- 0				
0- 3	0- 0	0- 0	AWAY	0- 1	0- 0	0- 2				
0- 0	0- 0	0- 0	NEUTRAL	0- 0	0- 0	0- 0				

RPI 1-25				RPI 26-50				RPI 51-100				RPI 101+				Team's RPI: 246	
RPI	S	Opponent	Score	RPI	S	Opponent	Score	RPI	S	Opponent	Score	RPI	S	Opponent	Score		
				44	H	Albany (NY)	52 78	57	H	Penn	60 67	109	A	North Carolina	60 65		
								74	A	Boston College	51 71	179	H	Northeastern	54 66		
								91	H	Maine	52 62	210	A	Binghamton	50 51		
								93	A	Yale	46 63	214	H	Siena	53 57		
								100	A	Stony Brook	54 63	218	A	Hartford	44 48		
												227	A	Bryant	42 55		
												243	H	Manhattan	72 57		
												257	A	Sacred Heart	81 69		
												300	A	Central Conn. St.	64 50		
												305	A	Dartmouth	61 57		
												322	H	UMass Lowell	65 61		
												347	H	Boston U.	69 52		
LAST 12 Division I GAMES:																	
218	A	Hartford	44 48	93	A	Yale	46 63										
322	H	UMass Lowell	65 61	109	A	North Carolina	60 65										
91	H	Maine	52 62	227	A	Bryant	42 55										
100	A	Stony Brook	54 63	74	A	Boston College	51 71										
44	H	Albany (NY)	52 78	214	H	Siena	53 57										
210	A	Binghamton	50 51	347	H	Boston U.	69 52										

Non-Div I Games: Colby-Sawyer 72 41

New Hampshire

■ Loss,
 ■ Non-Conf,
 ■ S Site,
 ■ H Home
 ■ A Away
 N Neutral

Average RPI Win:	231	WON-LOST	WINNING	LAST 10	STRENGTH OF	OPP. STRENGTH	TEAM	ADJ.	CONF.	ADJ CONF.
Average RPI Loss:	121	RECORD	PCT. RANK	GAMES	SCHEDULE	OF SCHEDULE	RPI	RPI	RPI	RPI
DIV. I ONLY	10- 7	120	0- 1	151	236	147	147	19	19	
DIV. I NON-CONF.	7- 4	110	0- 1	75	257	106	106	19	19	
TOTALS	RPI 1-25	RPI 26-50	W-L RECORDS	RPI 51-100	RPI 101-150	RPI 150+				
10- 7	0- 1	0- 1	OVERALL	1- 0	1- 3	8- 2				
7- 3	0- 1	0- 0	HOME	0- 0	0- 2	7- 0				
3- 4	0- 0	0- 1	AWAY	1- 0	1- 1	1- 2				
0- 0	0- 0	0- 0	NEUTRAL	0- 0	0- 0	0- 0				
7- 4	0- 1	0- 1	NON-CONFERENCE	1- 0	1- 2	5- 0				
5- 2	0- 1	0- 0	HOME	0- 0	0- 1	5- 0				
2- 2	0- 0	0- 1	AWAY	1- 0	1- 1	0- 0				
0- 0	0- 0	0- 0	NEUTRAL	0- 0	0- 0	0- 0				
3- 3	0- 0	0- 0	CONFERENCE	0- 0	0- 1	3- 2				
2- 1	0- 0	0- 0	HOME	0- 0	0- 1	2- 0				
1- 2	0- 0	0- 0	AWAY	0- 0	0- 0	1- 2				
0- 0	0- 0	0- 0	NEUTRAL	0- 0	0- 0	0- 0				

RPI 1-25					RPI 26-50					RPI 51-100					RPI 101+ Team's RPI: 147				
RPI	S	Opponent	Score		RPI	S	Opponent	Score		RPI	S	Opponent	Score		RPI	S	Opponent	Score	
24	H	Duquesne	69	78	31	A	UTEP	62	70	95	A	Minnesota	72	53	110	A	New Mexico St.	59	78
															110	H	New Mexico St.	47	52
															120	H	Fresno St.	65	69
															137	A	SMU	63	58
															185	H	UNLV	67	53
															196	H	Sacramento St.	84	71
															215	A	Utah St.	56	72
															235	A	Wyoming	48	66
															237	H	San Jose St.	71	57
															252	H	Pepperdine	60	52
															256	H	Houston Baptist	65	57
															301	H	Nicholls St.	83	43
															320	A	Nevada	51	47
															331	H	Southern Utah	70	48
LAST 12 Division I GAMES:																			
24	H	Duquesne	69	78	320	A	Nevada	51	47	110	H	New Mexico St.	47	52					
237	H	San Jose St.	71	57	95	A	Minnesota	72	53	252	H	Pepperdine	60	52					
235	A	Wyoming	48	66	137	A	SMU	63	58	31	A	UTEP	62	70					
185	H	UNLV	67	53															
215	A	Utah St.	56	72															
120	H	Fresno St.	65	69															

Non-Div I Games:

New Mexico

■ Loss,
■ Non-Conf, S Site,
■ Home
■ Away
N Neutral

Average RPI Win:	246	WON-LOST	WINNING	LAST 10	STRENGTH OF	OPP. STRENGTH	TEAM	ADJ.	CONF.	ADJ CONF.
Average RPI Loss:	55	RECORD	PCT. RANK	GAMES	SCHEDULE	OF SCHEDULE	RPI	RPI	RPI	RPI
DIV. I ONLY	15- 3	22	8- 1	298	185	110	110	25	25	
DIV. I NON-CONF.	9- 3	69	3- 1	245	161	117	117	25	25	
TOTALS	RPI 1-25	RPI 26-50	W-L RECORDS	RPI 51-100	RPI 101-150	RPI 150+				
15- 3	0- 0	0- 1	OVERALL	0- 2	2- 0	13- 0				
9- 1	0- 0	0- 1	HOME	0- 0	1- 0	8- 0				
5- 1	0- 0	0- 0	AWAY	0- 1	1- 0	4- 0				
1- 1	0- 0	0- 0	NEUTRAL	0- 1	0- 0	1- 0				
9- 3	0- 0	0- 1	NON-CONFERENCE	0- 2	2- 0	7- 0				
5- 1	0- 0	0- 1	HOME	0- 0	1- 0	4- 0				
3- 1	0- 0	0- 0	AWAY	0- 1	1- 0	2- 0				
1- 1	0- 0	0- 0	NEUTRAL	0- 1	0- 0	1- 0				
6- 0	0- 0	0- 0	CONFERENCE	0- 0	0- 0	6- 0				
4- 0	0- 0	0- 0	HOME	0- 0	0- 0	4- 0				
2- 0	0- 0	0- 0	AWAY	0- 0	0- 0	2- 0				
0- 0	0- 0	0- 0	NEUTRAL	0- 0	0- 0	0- 0				

RPI 1-25			RPI 26-50			RPI 51-100			RPI 101+ Team's RPI: 110		
RPI	S	Opponent	Score	RPI	S	Opponent	Score	RPI	S	Opponent	Score
				31	H	UTEP	65 71	51	N	Vanderbilt	45 71
								84	A	Arizona	64 68
								147	A	New Mexico	52 47
								147	H	New Mexico	78 59
								157	H	Northwestern St.	65 54
								196	H	Sacramento St.	80 77
								203	H	Seattle	69 54
								226	H	Utah Valley	73 68
								237	A	San Jose St.	75 66
								245	H	Grand Canyon	60 58
								262	H	CSU Bakersfield	86 63
								266	H	Northern Ariz.	87 53
								277	A	UMKC	68 62
								328	N	A&M-Corpus Christi	70 51
								331	H	Southern Utah	74 60
								334	A	North Dakota St.	79 69
								338	A	Chicago St.	70 60
LAST 12 Division I GAMES:											
262	H	CSU Bakersfield	86 63	328	N	A&M-Corpus Christi	70 51				
203	H	Seattle	69 54	51	N	Vanderbilt	45 71				
338	A	Chicago St.	70 60	147	A	New Mexico	52 47				
277	A	UMKC	68 62	237	A	San Jose St.	75 66				
245	H	Grand Canyon	60 58	31	H	UTEP	65 71				
226	H	Utah Valley	73 68	84	A	Arizona	64 68				

Non-Div I Games: Eastern N.M. 76 61 Western N.M. 68 39

New Mexico St.

Loss, Non-Conf, S Site, H Home A Away N Neutral

Average RPI Win: 296		WON-LOST	WINNING	LAST 10	STRENGTH OF	OPP. STRENGTH	TEAM	ADJ.	CONF.	ADJ CONF.
Average RPI Loss: 227		RECORD	PCT. RANK	GAMES	SCHEDULE	OF SCHEDULE	RPI	RPI	RPI	RPI
DIV. I ONLY		3- 11	309	2- 8	338	318	345	345	27	27
DIV. I NON-CONF.		1- 6	311	1- 3	298	308	344	344	26	26
TOTALS	RPI 1-25		RPI 26-50		W-L RECORDS		RPI 51-100		RPI 101-150	RPI 150+
3- 11	0- 0		0- 0		OVERALL		0- 1		0- 3	3- 7
3- 3	0- 0		0- 0		HOME		0- 0		0- 1	3- 2
0- 7	0- 0		0- 0		AWAY		0- 0		0- 0	0- 1
0- 1	0- 0		0- 0		NEUTRAL		0- 0		0- 0	0- 1
1- 6	0- 0		0- 0		NON-CONFERENCE		0- 1		0- 2	1- 3
1- 1	0- 0		0- 0		HOME		0- 0		0- 0	1- 1
0- 4	0- 0		0- 0		AWAY		0- 1		0- 2	0- 1
0- 1	0- 0		0- 0		NEUTRAL		0- 0		0- 0	0- 1
2- 5	0- 0		0- 0		CONFERENCE		0- 0		0- 1	2- 4
2- 2	0- 0		0- 0		HOME		0- 0		0- 1	2- 1
0- 3	0- 0		0- 0		AWAY		0- 0		0- 0	0- 3
0- 0	0- 0		0- 0		NEUTRAL		0- 0		0- 0	0- 0

RPI 1-25				RPI 26-50				RPI 51-100				RPI 101+				Team's RPI: 345	
RPI	S	Opponent	Score	RPI	S	Opponent	Score	RPI	S	Opponent	Score	RPI	S	Opponent	Score		
								97	A	TCU	36	85	125	H	Central Ark.	44	59
												126	A	Arkansas	41	73	
												140	A	Ole Miss	59	97	
												244	A	Sam Houston St.	52	64	
												256	H	Houston Baptist	51	71	
												276	H	UNCG	79	81	
												278	H	Stephen F. Austin	58	57	
												284	H	Incarnate Word	55	49	
												295	A	Lamar	52	79	
												296	A	Kennesaw St.	53	60	
												313	N	Florida A&M	60	71	
												326	H	Jackson St.	85	68	
												328	A	A&M-Corpus Christi	59	73	
LAST 12 Division I GAMES:																	
				328	A	A&M-Corpus Christi	59	73				295	A	Lamar	52	79	
				125	H	Central Ark.	44	59				126	A	Arkansas	41	73	
				256	H	Houston Baptist	51	71				276	H	UNCG	79	81	
				278	H	Stephen F. Austin	58	57				140	A	Ole Miss	59	97	
				244	A	Sam Houston St.	52	64				326	H	Jackson St.	85	68	
				284	H	Incarnate Word	55	49				296	A	Kennesaw St.	53	60	

Non-Div I Games:	LSU-Alexandria	93	75	Trinity Baptist	109	46
------------------	----------------	----	----	-----------------	-----	----

New Orleans

Loss, Non-Conf, S Site, H Home A Away N Neutral

Niagara

Through Games Of Jan. 24, 2016

Average RPI Win: 300	WON-LOST	WINNING	LAST 10	STRENGTH OF	OPP. STRENGTH	TEAM	ADJ.	CONF.	ADJ CONF.
Average RPI Loss: 180	RECORD	PCT. RANK	GAMES	SCHEDULE	OF SCHEDULE	RPI	RPI	RPI	RPI
DIV. I ONLY	6- 13	264	5- 5	278	291	280	280	24	24
DIV. I NON-CONF.	2- 7	280	1- 3	229	289	292	292	24	24
TOTALS	RPI 1-25	RPI 26-50	W-L RECORDS	RPI 51-100	RPI 101-150	RPI 150+			
6- 13	0- 0	0- 1	OVERALL	0- 0	0- 5	6- 7			
3- 5	0- 0	0- 0	HOME	0- 0	0- 3	3- 2			
3- 8	0- 0	0- 1	AWAY	0- 0	0- 2	3- 5			
0- 0	0- 0	0- 0	NEUTRAL	0- 0	0- 0	0- 0			
2- 7	0- 0	0- 1	NON-CONFERENCE	0- 0	0- 3	2- 3			
1- 3	0- 0	0- 0	HOME	0- 0	0- 2	1- 1			
1- 4	0- 0	0- 1	AWAY	0- 0	0- 1	1- 2			
0- 0	0- 0	0- 0	NEUTRAL	0- 0	0- 0	0- 0			
4- 6	0- 0	0- 0	CONFERENCE	0- 0	0- 2	4- 4			
2- 2	0- 0	0- 0	HOME	0- 0	0- 1	2- 1			
2- 4	0- 0	0- 0	AWAY	0- 0	0- 1	2- 3			
0- 0	0- 0	0- 0	NEUTRAL	0- 0	0- 0	0- 0			

RPI 1-25			RPI 26-50			RPI 51-100			RPI 101+ Team's RPI: 280		
RPI	S	Opponent	Score	RPI	S	Opponent	Score	RPI	S	Opponent	Score
				30	A	St. Bonaventure	55 67				
								102	H	Youngstown St.	54 71
								121	H	Buffalo	48 57
								122	A	Texas Tech	45 79
								128	H	Quinnipiac	54 61
								131	A	Iona	46 73
								195	A	Marist	50 63
								213	A	Detroit	75 80
								214	H	Siena	51 59
								229	H	Fairfield	56 55
								230	H	Oakland	67 77
								243	A	Manhattan	62 80
								290	A	Rider	67 57
								299	H	Cleveland St.	73 72
								305	A	Dartmouth	47 60
								308	A	Monmouth	60 83
								323	A	Saint Peter's	52 48
								323	H	Saint Peter's	51 46
								337	A	Mt. St. Mary's	53 51
LAST 12 Division I GAMES:											
195	A	Marist	50 63	229	H	Fairfield	56 55				
131	A	Iona	46 73	214	H	Siena	51 59				
323	H	Saint Peter's	51 46	337	A	Mt. St. Mary's	53 51				
128	H	Quinnipiac	54 61	30	A	St. Bonaventure	55 67				
290	A	Rider	67 57	121	H	Buffalo	48 57				
323	A	Saint Peter's	52 48	305	A	Dartmouth	47 60				

Non-Div I Games:

Niagara

■ Loss,
 ■ Non-Conf,
 ■ S Site,
 ■ H Home
 ■ A Away
 N Neutral

Average RPI Win:	274	WON-LOST	WINNING	LAST 10	STRENGTH OF	OPP. STRENGTH	TEAM	ADJ.	CONF.	ADJ CONF.
Average RPI Loss:	188	RECORD	PCT. RANK	GAMES	SCHEDULE	OF SCHEDULE	RPI	RPI	RPI	RPI
DIV. I ONLY	5- 11	267	1- 0	290	311	301	301	27	27	
DIV. I NON-CONF.	1- 8	320	1- 0	328	326	348	348	26	26	
TOTALS	RPI 1-25	RPI 26-50	W-L RECORDS	RPI 51-100	RPI 101-150	RPI 150+				
5- 11	0- 0	0- 1	OVERALL	0- 0	0- 3	5- 7				
2- 6	0- 0	0- 1	HOME	0- 0	0- 1	2- 4				
2- 4	0- 0	0- 0	AWAY	0- 0	0- 1	2- 3				
1- 1	0- 0	0- 0	NEUTRAL	0- 0	0- 1	1- 0				
1- 8	0- 0	0- 0	NON-CONFERENCE	0- 0	0- 2	1- 6				
0- 4	0- 0	0- 0	HOME	0- 0	0- 0	0- 4				
0- 3	0- 0	0- 0	AWAY	0- 0	0- 1	0- 2				
1- 1	0- 0	0- 0	NEUTRAL	0- 0	0- 1	1- 0				
4- 3	0- 0	0- 1	CONFERENCE	0- 0	0- 1	4- 1				
2- 2	0- 0	0- 1	HOME	0- 0	0- 1	2- 0				
2- 1	0- 0	0- 0	AWAY	0- 0	0- 0	2- 1				
0- 0	0- 0	0- 0	NEUTRAL	0- 0	0- 0	0- 0				

RPI S	Opponent	Score	RPI S	Opponent	Score	RPI S	Opponent	Score	RPI S	Opponent	Score	Team's RPI: 301
			38 H	Abilene Christian	68 71				125 H	Central Ark.	65 71	
									143 N	Samford	43 45	
									147 A	New Mexico	43 83	
									152 A	Troy	51 104	
									157 H	Northwestern St.	70 61	
									183 H	Louisiana Tech	55 58	
									192 H	Grambling	65 69	
									244 A	Sam Houston St.	67 63	
									256 A	Houston Baptist	71 80	
									263 H	Prairie View	70 81	
									270 A	La.-Monroe	57 69	
									295 H	Lamar	69 59	
									303 H	Jacksonville St.	49 63	
									328 A	A&M-Corpus Christi	64 62	
									344 N	Mississippi Val.	63 54	
LAST 12 Division I GAMES:												
			344 N	Mississippi Val.	63 54				256 A	Houston Baptist	71 80	
			125 H	Central Ark.	65 71				295 H	Lamar	69 59	
			157 H	Northwestern St.	70 61				192 H	Grambling	65 69	
			328 A	A&M-Corpus Christi	64 62				303 H	Jacksonville St.	49 63	
			244 A	Sam Houston St.	67 63				270 A	La.-Monroe	57 69	
			38 H	Abilene Christian	68 71				183 H	Louisiana Tech	55 58	

Non-Div I Games: Southern-N.O. 98 65

Nicholls St.

■ Loss,
 ■ Non-Conf, S Site,
 ■ Home
 ■ Away
 N Neutral

Average RPI Win:	0	WON-LOST	WINNING	LAST 10	STRENGTH OF	OPP. STRENGTH	TEAM	ADJ.	CONF.	ADJ CONF.
Average RPI Loss:	237	RECORD	PCT. RANK	GAMES	SCHEDULE	OF SCHEDULE	RPI	RPI	RPI	RPI
DIV. I ONLY	0- 17	348	0- 10	311	347	349	349	30	30	
DIV. I NON-CONF.	0- 10	338	0- 5	243	334	346	346	31	31	
TOTALS	RPI 1-25	RPI 26-50	W-L RECORDS	RPI 51-100	RPI 101-150	RPI 150+				
0- 17	0- 0	0- 1	OVERALL	0- 1	0- 0	0- 15				
0- 6	0- 0	0- 0	HOME	0- 0	0- 0	0- 6				
0- 9	0- 0	0- 1	AWAY	0- 1	0- 0	0- 7				
0- 2	0- 0	0- 0	NEUTRAL	0- 0	0- 0	0- 2				
0- 10	0- 0	0- 1	NON-CONFERENCE	0- 1	0- 0	0- 8				
0- 3	0- 0	0- 0	HOME	0- 0	0- 0	0- 3				
0- 5	0- 0	0- 1	AWAY	0- 1	0- 0	0- 3				
0- 2	0- 0	0- 0	NEUTRAL	0- 0	0- 0	0- 2				
0- 7	0- 0	0- 0	CONFERENCE	0- 0	0- 0	0- 7				
0- 3	0- 0	0- 0	HOME	0- 0	0- 0	0- 3				
0- 4	0- 0	0- 0	AWAY	0- 0	0- 0	0- 4				
0- 0	0- 0	0- 0	NEUTRAL	0- 0	0- 0	0- 0				

RPI 1-25				RPI 26-50				RPI 51-100				RPI 101+ Team's RPI: 349			
RPI	S	Opponent	Score	RPI	S	Opponent	Score	RPI	S	Opponent	Score	RPI	S	Opponent	Score
				37	A	Mississippi St.	34 92					161	A	William & Mary	47 67
												188	A	Marshall	67 81
												221	A	Coppin St.	44 69
												230	H	Oakland	73 83
												238	A	Morgan St.	58 67
												239	H	USC Upstate	62 82
												250	H	UNCW	57 61
												261	A	Loyola Maryland	67 75
												269	H	Bethune-Cookman	45 53
												272	N	La Salle	59 67
												283	A	N.C. A&T	53 64
												294	H	South Carolina St.	52 60
												313	H	Florida A&M	67 83
												341	N	St. Francis Brooklyn	55 59
												348	A	N.C. Central	62 63
LAST 12 Division I GAMES:															
				294	H	South Carolina St.	52 60					341	N	St. Francis Brooklyn	55 59
				283	A	N.C. A&T	53 64					272	N	La Salle	59 67
				348	A	N.C. Central	62 63					188	A	Marshall	67 81
				269	H	Bethune-Cookman	45 53					161	A	William & Mary	47 67
				313	H	Florida A&M	67 83					250	H	UNCW	57 61
				221	A	Coppin St.	44 69					238	A	Morgan St.	58 67

Non-Div I Games:

Norfolk St.

North Carolina

Through Games Of Jan. 24, 2016

Average RPI Win:	179	WON-LOST	WINNING	LAST 10	STRENGTH OF	OPP. STRENGTH	TEAM	ADJ.	CONF.	ADJ CONF.
Average RPI Loss:	86	RECORD	PCT. RANK	GAMES	SCHEDULE	OF SCHEDULE	RPI	RPI	RPI	RPI
DIV. I ONLY	12- 10	154	5- 5	43	110	109	109	5	5	
DIV. I NON-CONF.	10- 5	100	4- 1	76	229	124	124	5	5	
TOTALS	RPI 1-25	RPI 26-50	W-L RECORDS	RPI 51-100	RPI 101-150	RPI 150+				
12- 10	1- 2	0- 2	OVERALL	3- 2	2- 3	6- 1				
10- 5	1- 0	0- 1	HOME	2- 2	1- 1	6- 1				
0- 5	0- 2	0- 1	AWAY	0- 0	0- 2	0- 0				
2- 0	0- 0	0- 0	NEUTRAL	1- 0	1- 0	0- 0				
10- 5	0- 1	0- 0	NON-CONFERENCE	3- 2	2- 1	5- 1				
8- 4	0- 0	0- 0	HOME	2- 2	1- 1	5- 1				
0- 1	0- 1	0- 0	AWAY	0- 0	0- 0	0- 0				
2- 0	0- 0	0- 0	NEUTRAL	1- 0	1- 0	0- 0				
2- 5	1- 1	0- 2	CONFERENCE	0- 0	0- 2	1- 0				
2- 1	1- 0	0- 1	HOME	0- 0	0- 0	1- 0				
0- 4	0- 1	0- 1	AWAY	0- 0	0- 2	0- 0				
0- 0	0- 0	0- 0	NEUTRAL	0- 0	0- 0	0- 0				

RPI	S	Opponent	Score	RPI	S	Opponent	Score	RPI	S	Opponent	Score	RPI	S	Opponent	Score	Team's RPI: 109
1	A	Notre Dame	54 88	39	A	Duke	55 71	69	H	Northwestern	72 85	101	A	Georgia Tech	73 80	
20	A	Oklahoma St.	67 77	49	H	Miami (FL)	61 76	76	N	Gonzaga	67 62	131	H	Iona	64 52	
22	H	Syracuse	77 73					83	H	Oregon	77 79	140	N	Southern Miss.	69 62	
								91	H	Maine	59 58	142	A	Wake Forest	63 75	
								93	H	Yale	70 63	145	H	Pacific	63 66	
												209	H	Gardner-Webb	65 66	
												231	H	Clemson	72 56	
												239	H	USC Upstate	80 40	
												246	H	New Hampshire	65 60	
												254	H	Appalachian St.	68 59	
												307	H	Fairleigh Dickinson	64 46	
												313	H	Florida A&M	94 58	
LAST 12 Division I GAMES:																
39	A	Duke	55 71	231	H	Clemson	72 56									
142	A	Wake Forest	63 75	91	H	Maine	59 58									
49	H	Miami (FL)	61 76	246	H	New Hampshire	65 60									
101	A	Georgia Tech	73 80	140	N	Southern Miss.	69 62									
1	A	Notre Dame	54 88	239	H	USC Upstate	80 40									
22	H	Syracuse	77 73	20	A	Oklahoma St.	67 77									

Non-Div I Games:

North Carolina

■ Loss,
 ■ Non-Conf, S Site,
 ■ Home
 ■ Away
 N Neutral

Average RPI Win:	147	WON-LOST	WINNING	LAST 10	STRENGTH OF	OPP. STRENGTH	TEAM	ADJ.	CONF.	ADJ CONF.
Average RPI Loss:	44	RECORD	PCT. RANK	GAMES	SCHEDULE	OF SCHEDULE	RPI	RPI	RPI	RPI
DIV. I ONLY	14- 6	74	7- 3	34	66	45	45	5	5	
DIV. I NON-CONF.	9- 4	96	3- 2	97	90	81	81	5	5	
TOTALS	RPI 1-25	RPI 26-50	W-L RECORDS	RPI 51-100	RPI 101-150	RPI 150+				
14- 6	0- 2	1- 2	OVERALL	3- 2	5- 0	5- 0				
8- 2	0- 1	0- 0	HOME	2- 1	2- 0	4- 0				
4- 3	0- 0	1- 2	AWAY	1- 1	2- 0	0- 0				
2- 1	0- 1	0- 0	NEUTRAL	0- 0	1- 0	1- 0				
9- 4	0- 1	0- 1	NON-CONFERENCE	2- 2	2- 0	5- 0				
6- 1	0- 0	0- 0	HOME	2- 1	0- 0	4- 0				
1- 2	0- 0	0- 1	AWAY	0- 1	1- 0	0- 0				
2- 1	0- 1	0- 0	NEUTRAL	0- 0	1- 0	1- 0				
5- 2	0- 1	1- 1	CONFERENCE	1- 0	3- 0	0- 0				
2- 1	0- 1	0- 0	HOME	0- 0	2- 0	0- 0				
3- 1	0- 0	1- 1	AWAY	1- 0	1- 0	0- 0				
0- 0	0- 0	0- 0	NEUTRAL	0- 0	0- 0	0- 0				

RPI 1-25				RPI 26-50				Team's RPI: 45	RPI 51-100				RPI 101+			
RPI	S	Opponent	Score	RPI	S	Opponent	Score		RPI	S	Opponent	Score	RPI	S	Opponent	Score
15	H	Louisville	90 92	32	A	Florida	72 79		59	A	Nebraska	67 88	101	H	Georgia Tech	65 57
23	N	Seton Hall	55 58	39	A	Duke	65 62		61	H	Villanova	70 64	118	A	Liberty	61 53
				49	A	Miami (FL)	44 73		75	A	Virginia Tech	72 61	132	A	Pittsburgh	78 76
									79	H	Charlotte	72 65	142	H	Wake Forest	64 47
									88	H	Elon	66 69	149	N	UAB	67 56
													175	H	Davidson	58 42
													201	H	Radford	67 52
													207	N	Eastern Ky.	73 62
													260	H	High Point	89 48
													318	H	Western Caro.	86 55
LAST 12 Division I GAMES:																
75	A	Virginia Tech	72 61	49	A	Miami (FL)	44 73		32	A	Florida	72 79				
15	H	Louisville	90 92	207	N	Eastern Ky.	73 62		318	H	Western Caro.	86 55				
39	A	Duke	65 62	88	H	Elon	66 69		79	H	Charlotte	72 65				
132	A	Pittsburgh	78 76													
101	H	Georgia Tech	65 57													
142	H	Wake Forest	64 47													

Non-Div I Games:

North Carolina St.

■ Loss,
■ Non-Conf, S Site,
■ Home
■ Away
N Neutral

North Dakota

Through Games Of Jan. 24, 2016

Average RPI Win:	237	WON-LOST	WINNING	LAST 10	STRENGTH OF	OPP. STRENGTH	TEAM	ADJ.	CONF.	ADJ CONF.
Average RPI Loss:	114	RECORD	PCT. RANK	GAMES	SCHEDULE	OF SCHEDULE	RPI	RPI	RPI	RPI
DIV. I ONLY	8- 11	211	4- 6	86	268	186	186	18	18	
DIV. I NON-CONF.	4- 7	222	2- 2	48	255	189	189	20	20	
TOTALS	RPI 1-25	RPI 26-50	W-L RECORDS	RPI 51-100	RPI 101-150	RPI 150+				
8- 11	0- 0	0- 1	OVERALL	0- 4	2- 3	6- 3				
7- 2	0- 0	0- 0	HOME	0- 1	2- 0	5- 1				
1- 8	0- 0	0- 0	AWAY	0- 0	0- 0	1- 0				
0- 1	0- 0	0- 0	NEUTRAL	0- 1	0- 0	0- 0				
4- 7	0- 0	0- 1	NON-CONFERENCE	0- 4	1- 2	3- 0				
4- 1	0- 0	0- 0	HOME	0- 1	1- 0	3- 0				
0- 5	0- 0	0- 1	AWAY	0- 2	0- 2	0- 0				
0- 1	0- 0	0- 0	NEUTRAL	0- 1	0- 0	0- 0				
4- 4	0- 0	0- 0	CONFERENCE	0- 0	1- 1	3- 3				
3- 1	0- 0	0- 0	HOME	0- 0	1- 0	2- 1				
1- 3	0- 0	0- 0	AWAY	0- 0	0- 1	1- 2				
0- 0	0- 0	0- 0	NEUTRAL	0- 0	0- 0	0- 0				

RPI S	Opponent	Score	RPI S	Opponent	Score	RPI S	Opponent	Score	RPI S	Opponent	Score	Team's RPI: 186
48	A Iowa	61 83	81	H South Dakota	70 73	108	H UNI	64 59				
			83	A Oregon	51 77	112	A Drake	63 73				
			90	N UT Martin	58 84	116	A San Francisco	57 74				
			95	A Minnesota	47 57	123	A Idaho	65 92				
						130	H Idaho St.	45 42				
						163	A Montana St.	61 69				
						166	A Eastern Wash.	57 60				
						176	H Weber St.	56 62				
						222	A Montana	61 59				
						232	H Western Ill.	78 67				
						266	H Northern Ariz.	63 56				
						274	H Omaha	67 52				
						331	H Southern Utah	68 56				
						334	H North Dakota St.	71 54				
LAST 12 Division I GAMES:												
331	H Southern Utah	68 56	166	A Eastern Wash.	57 60							
266	H Northern Ariz.	63 56	123	A Idaho	65 92							
222	A Montana	61 59	95	A Minnesota	47 57							
163	A Montana St.	61 69	81	H South Dakota	70 73							
130	H Idaho St.	45 42	334	H North Dakota St.	71 54							
176	H Weber St.	56 62	232	H Western Ill.	78 67							

Non-Div I Games:

North Dakota

Loss, Non-Conf, S Site, H Home A Away N Neutral

Average RPI Win:	315	WON-LOST	WINNING	LAST 10	STRENGTH OF	OPP. STRENGTH	TEAM	ADJ.	CONF.	ADJ CONF.
Average RPI Loss:	195	RECORD	PCT. RANK	GAMES	SCHEDULE	OF SCHEDULE	RPI	RPI	RPI	RPI
DIV. I ONLY	4- 15	310	3- 7	308	310	334	334	20	20	
DIV. I NON-CONF.	3- 8	258	3- 1	332	331	340	340	22	22	
TOTALS	RPI 1-25	RPI 26-50	W-L RECORDS	RPI 51-100	RPI 101-150	RPI 150+				
4- 15	0- 0	0- 0	OVERALL	0- 3	0- 3	4- 9				
2- 7	0- 0	0- 0	HOME	0- 3	0- 2	2- 2				
1- 6	0- 0	0- 0	AWAY	0- 0	0- 1	1- 5				
1- 2	0- 0	0- 0	NEUTRAL	0- 0	0- 0	1- 2				
3- 8	0- 0	0- 0	NON-CONFERENCE	0- 1	0- 1	3- 6				
1- 3	0- 0	0- 0	HOME	0- 1	0- 1	1- 1				
1- 3	0- 0	0- 0	AWAY	0- 0	0- 0	1- 3				
1- 2	0- 0	0- 0	NEUTRAL	0- 0	0- 0	1- 2				
1- 7	0- 0	0- 0	CONFERENCE	0- 2	0- 2	1- 3				
1- 4	0- 0	0- 0	HOME	0- 2	0- 1	1- 1				
0- 3	0- 0	0- 0	AWAY	0- 0	0- 1	0- 2				
0- 0	0- 0	0- 0	NEUTRAL	0- 0	0- 0	0- 0				

RPI 1-25				RPI 26-50				RPI 51-100				RPI 101+ Team's RPI: 334					
RPI	S	Opponent	Score	RPI	S	Opponent	Score	RPI	S	Opponent	Score	RPI	S	Opponent	Score		
								65	H	South Dakota St.	63	81	110	H	New Mexico St.	69	79
								81	H	South Dakota	94	96	133	A	IUPUI	44	67
								91	H	Maine	51	82	139	H	Oral Roberts	42	52
													186	A	North Dakota	54	71
													212	N	Delaware	50	62
													232	H	Western Ill.	82	94
													245	H	Grand Canyon	67	76
													263	N	Prairie View	79	58
													267	A	San Diego St.	54	64
													274	A	Omaha	52	77
													283	N	N.C. A&T	64	72
													286	A	Denver	53	64
													325	A	Kent St.	54	75
													329	H	IPFW	94	85
													333	H	Cal St. Fullerton	79	64
													335	A	NJIT	64	59
LAST 12 Division I GAMES:																	
				329	H	IPFW	94	85					65	H	South Dakota St.	63	81
				232	H	Western Ill.	82	94					274	A	Omaha	52	77
				133	A	IUPUI	44	67					333	H	Cal St. Fullerton	79	64
				81	H	South Dakota	94	96					335	A	NJIT	64	59
				139	H	Oral Roberts	42	52					263	N	Prairie View	79	58
				286	A	Denver	53	64					283	N	N.C. A&T	64	72

Non-Div I Games: Valley City St. 85 77 St. Mary (NE) 88 68

North Dakota St.

Loss, Non-Conf, S Site, H Home A Away N Neutral

North Florida

Through Games Of Jan. 24, 2016

Average RPI Win:	300	WON-LOST	WINNING	LAST 10	STRENGTH OF	OPP. STRENGTH	TEAM	ADJ.	CONF.	ADJ CONF.
Average RPI Loss:	185	RECORD	PCT. RANK	GAMES	SCHEDULE	OF SCHEDULE	RPI	RPI	RPI	RPI
DIV. I ONLY	4- 12	292	2- 7	265	294	311	311	29	29	
DIV. I NON-CONF.	2- 10	304	0- 6	182	292	293	293	28	28	
TOTALS	RPI 1-25	RPI 26-50	W-L RECORDS	RPI 51-100	RPI 101-150	RPI 150+				
4- 12	0- 1	0- 1	OVERALL	0- 1	0- 2	4- 7				
2- 7	0- 0	0- 1	HOME	0- 0	0- 0	2- 6				
2- 5	0- 1	0- 0	AWAY	0- 1	0- 2	2- 1				
0- 0	0- 0	0- 0	NEUTRAL	0- 0	0- 0	0- 0				
2- 10	0- 1	0- 1	NON-CONFERENCE	0- 1	0- 2	2- 5				
1- 5	0- 0	0- 1	HOME	0- 0	0- 0	1- 4				
1- 5	0- 1	0- 0	AWAY	0- 1	0- 2	1- 1				
0- 0	0- 0	0- 0	NEUTRAL	0- 0	0- 0	0- 0				
2- 2	0- 0	0- 0	CONFERENCE	0- 0	0- 0	2- 2				
1- 2	0- 0	0- 0	HOME	0- 0	0- 0	1- 2				
1- 0	0- 0	0- 0	AWAY	0- 0	0- 0	1- 0				
0- 0	0- 0	0- 0	NEUTRAL	0- 0	0- 0	0- 0				

RPI S	Opponent	Score	RPI S	Opponent	Score	RPI S	Opponent	Score	RPI S	Opponent	Score	Team's RPI: 311
14	A Florida St.	28 80	27	H Purdue	47 70	59	A Nebraska	46 91	124	A Alabama	47 69	
									148	A Mercer	54 68	
									193	H Jacksonville	39 73	
									250	H UNCW	47 63	
									264	A Georgia St.	63 76	
									268	H Towson	74 72	
									269	H Bethune-Cookman	49 53	
									277	A UMKC	62 55	
									282	H Campbell	55 66	
									294	H South Carolina St.	48 53	
									296	H Kennesaw St.	55 70	
									319	H Lipscomb	78 70	
									335	A NJIT	68 51	
LAST 12 Division I GAMES:												
335	A NJIT	68 51	282	H Campbell	55 66							
319	H Lipscomb	78 70	294	H South Carolina St.	48 53							
296	H Kennesaw St.	55 70	124	A Alabama	47 69							
193	H Jacksonville	39 73	264	A Georgia St.	63 76							
148	A Mercer	54 68	268	H Towson	74 72							
250	H UNCW	47 63	269	H Bethune-Cookman	49 53							

Non-Div I Games: Warner 60 51 Webber Int'l 60 72 Trinity Baptist 97 30

North Florida

Loss, Non-Conf, S Site, H Home A Away N Neutral

North Texas

Through Games Of Jan. 24, 2016

Average RPI Win:	178	WON-LOST	WINNING	LAST 10	STRENGTH OF	OPP. STRENGTH	TEAM	ADJ.	CONF.	ADJ CONF.
Average RPI Loss:	123	RECORD	PCT. RANK	GAMES	SCHEDULE	OF SCHEDULE	RPI	RPI	RPI	RPI
DIV. I ONLY	8- 9	186	5- 5	107	142	160	160	11	11	
DIV. I NON-CONF.	5- 5	160	3- 2	198	122	171	171	10	10	
TOTALS	RPI 1-25	RPI 26-50	W-L RECORDS	RPI 51-100	RPI 101-150	RPI 150+				
8- 9	0- 0	1- 1	OVERALL	0- 3	3- 2	4- 3				
4- 5	0- 0	0- 1	HOME	0- 2	3- 1	1- 1				
4- 4	0- 0	1- 0	AWAY	0- 1	0- 1	3- 2				
0- 0	0- 0	0- 0	NEUTRAL	0- 0	0- 0	0- 0				
5- 5	0- 0	1- 0	NON-CONFERENCE	0- 1	2- 2	2- 2				
2- 3	0- 0	0- 0	HOME	0- 1	2- 1	0- 1				
3- 2	0- 0	1- 0	AWAY	0- 0	0- 1	2- 1				
0- 0	0- 0	0- 0	NEUTRAL	0- 0	0- 0	0- 0				
3- 4	0- 0	0- 1	CONFERENCE	0- 2	1- 0	2- 1				
2- 2	0- 0	0- 1	HOME	0- 1	1- 0	1- 0				
1- 2	0- 0	0- 0	AWAY	0- 1	0- 0	1- 1				
0- 0	0- 0	0- 0	NEUTRAL	0- 0	0- 0	0- 0				

RPI 1-25				RPI 26-50				RPI 51-100				RPI 101+				Team's RPI: 160	
RPI	S	Opponent	Score	RPI	S	Opponent	Score	RPI	S	Opponent	Score	RPI	S	Opponent	Score		
				28	A	Oklahoma	61 57	53	A	Western Ky.	53 65	116	H	San Francisco	61 69		
				31	H	UTEP	67 75	84	H	Arizona	44 51	131	A	Iona	51 62		
								89	H	Middle Tenn.	52 76	133	H	IUPUI	68 67		
												137	H	SMU	60 57		
												149	H	UAB	53 51		
												167	A	Texas St.	62 64		
												176	H	Weber St.	38 45		
												188	A	Marshall	71 63		
												233	H	UTSA	68 58		
												258	A	Rice	97 100		
												272	A	La Salle	69 63		
												284	A	Incarinate Word	62 55		
LAST 12 Division I GAMES:																	
				149	H	UAB	53 51	233	H	UTSA	68 58						
				89	H	Middle Tenn.	52 76	284	A	Incarinate Word	62 55						
				53	A	Western Ky.	53 65	272	A	La Salle	69 63						
				188	A	Marshall	71 63	131	A	Iona	51 62						
				258	A	Rice	97 100	133	H	IUPUI	68 67						
				31	H	UTEP	67 75	176	H	Weber St.	38 45						

Non-Div I Games:

North Texas

■ Loss,
■ Non-Conf,
■ S Site,
■ H Home
■ A Away
N Neutral

Northeastern

Through Games Of Jan. 24, 2016

Average RPI Win:	208	WON-LOST	WINNING	LAST 10	STRENGTH OF	OPP. STRENGTH	TEAM	ADJ.	CONF.	ADJ CONF.
Average RPI Loss:	119	RECORD	PCT. RANK	GAMES	SCHEDULE	OF SCHEDULE	RPI	RPI	RPI	RPI
DIV. I ONLY	7- 10	220	2- 8	97	197	179	179	13	13	
DIV. I NON-CONF.	5- 6	180	2- 4	155	198	193	193	11	11	
TOTALS	RPI 1-25	RPI 26-50	W-L RECORDS	RPI 51-100	RPI 101-150	RPI 150+				
7- 10	0- 1	0- 1	OVERALL	2- 3	0- 2	5- 3				
3- 5	0- 1	0- 0	HOME	1- 1	0- 1	2- 2				
4- 3	0- 0	0- 0	AWAY	1- 2	0- 0	3- 1				
0- 2	0- 0	0- 1	NEUTRAL	0- 0	0- 1	0- 0				
5- 6	0- 1	0- 1	NON-CONFERENCE	1- 1	0- 2	4- 1				
2- 4	0- 1	0- 0	HOME	1- 1	0- 1	1- 1				
3- 0	0- 0	0- 0	AWAY	0- 0	0- 0	3- 0				
0- 2	0- 0	0- 1	NEUTRAL	0- 0	0- 1	0- 0				
2- 4	0- 0	0- 0	CONFERENCE	1- 2	0- 0	1- 2				
1- 1	0- 0	0- 0	HOME	0- 0	0- 0	1- 1				
1- 3	0- 0	0- 0	AWAY	1- 2	0- 0	0- 1				
0- 0	0- 0	0- 0	NEUTRAL	0- 0	0- 0	0- 0				

RPI 1-25				RPI 26-50				RPI 51-100				RPI 101+ Team's RPI: 179			
RPI	S	Opponent	Score	RPI	S	Opponent	Score	RPI	S	Opponent	Score	RPI	S	Opponent	Score
21	H	Michigan St.	51 77	26	N	Missouri	56 69	70	A	James Madison	62 85	120	N	Fresno St.	55 69
								72	A	Hofstra	50 75	128	H	Quinnipiac	60 71
								74	H	Boston College	45 71	161	H	William & Mary	69 68
								91	H	Maine	56 44	202	H	Canisius	57 68
								96	A	Drexel	73 65	212	A	Delaware	52 59
												214	A	Siena	70 67
												246	A	New Hampshire	66 54
												268	H	Towson	71 72
												298	H	UMES	60 49
												347	A	Boston U.	77 44
LAST 12 Division I GAMES:															
72	A	Hofstra	50 75	74	H	Boston College	45 71	202	H	Canisius	57 68	21	H	Michigan St.	51 77
70	A	James Madison	62 85	268	H	Towson	71 72	246	A	New Hampshire	66 54	128	H	Quinnipiac	60 71
161	H	William & Mary	69 68					91	H	Maine	56 44	96	A	Drexel	73 65
212	A	Delaware	52 59												

Non-Div I Games:

Northeastern

■ Loss,
■ Non-Conf, S Site,
■ Home
■ Away
N Neutral

Average RPI Win:	313	WON-LOST	WINNING	LAST 10	STRENGTH OF	OPP. STRENGTH	TEAM	ADJ.	CONF.	ADJ CONF.
Average RPI Loss:	138	RECORD	PCT. RANK	GAMES	SCHEDULE	OF SCHEDULE	RPI	RPI	RPI	RPI
DIV. I ONLY	3- 13	316	1- 8	114	240	266	266	18	18	
DIV. I NON-CONF.	2- 7	280	1- 3	96	213	215	215	20	20	
TOTALS	RPI 1-25	RPI 26-50	W-L RECORDS	RPI 51-100	RPI 101-150	RPI 150+				
3- 13	0- 0	0- 1	OVERALL	0- 2	0- 2	3- 8				
2- 3	0- 0	0- 0	HOME	0- 0	0- 1	2- 2				
1- 9	0- 0	0- 1	AWAY	0- 2	0- 1	1- 5				
0- 1	0- 0	0- 0	NEUTRAL	0- 0	0- 0	0- 1				
2- 7	0- 0	0- 1	NON-CONFERENCE	0- 2	0- 1	2- 3				
1- 1	0- 0	0- 0	HOME	0- 0	0- 0	1- 1				
1- 5	0- 0	0- 1	AWAY	0- 2	0- 1	1- 1				
0- 1	0- 0	0- 0	NEUTRAL	0- 0	0- 0	0- 1				
1- 6	0- 0	0- 0	CONFERENCE	0- 0	0- 1	1- 5				
1- 2	0- 0	0- 0	HOME	0- 0	0- 1	1- 1				
0- 4	0- 0	0- 0	AWAY	0- 0	0- 0	0- 4				
0- 0	0- 0	0- 0	NEUTRAL	0- 0	0- 0	0- 0				

RPI S	Opponent	Score	RPI S	Opponent	Score	RPI S	Opponent	Score	RPI S	Opponent	Score	Team's RPI: 266
			31 A	UTEP	66 77	59 A	Nebraska	67 90	110 A	New Mexico St.	53 87	
						77 A	Iowa St.	63 79	123 H	Idaho	51 72	
									155 H	Hawaii	52 61	
									159 N	Long Beach St.	48 69	
									163 A	Montana St.	77 86	
									166 H	Eastern Wash.	71 81	
									171 A	Colorado	66 90	
									174 A	Northern Colo.	55 79	
									186 A	North Dakota	56 63	
									222 A	Montana	58 81	
									295 H	Lamar	75 63	
									314 A	UC Irvine	71 55	
									331 H	Southern Utah	57 48	
LAST 12 Division I GAMES:												
174 A	Northern Colo.	55 79	222 A	Montana	58 81							
186 A	North Dakota	56 63	77 A	Iowa St.	63 79							
166 H	Eastern Wash.	71 81	59 A	Nebraska	67 90							
123 H	Idaho	51 72	171 A	Colorado	66 90							
331 H	Southern Utah	57 48	314 A	UC Irvine	71 55							
163 A	Montana St.	77 86	110 A	New Mexico St.	53 87							

Non-Div I Games: N.M. Highlands 91 43 Dixie St. 68 66

Northern Ariz.

Loss, Non-Conf, S Site, H Home A Away N Neutral

Average RPI Win:	213	WON-LOST	WINNING	LAST 10	STRENGTH OF	OPP. STRENGTH	TEAM	ADJ.	CONF.	ADJ CONF.
Average RPI Loss:	141	RECORD	PCT. RANK	GAMES	SCHEDULE	OF SCHEDULE	RPI	RPI	RPI	RPI
DIV. I ONLY	8- 9	186	4- 6	150	190	174	174	18	18	
DIV. I NON-CONF.	4- 5	193	1- 3	154	89	162	162	20	20	
TOTALS	RPI 1-25	RPI 26-50	W-L RECORDS	RPI 51-100	RPI 101-150	RPI 150+				
8- 9	0- 0	0- 1	OVERALL	0- 2	2- 1	6- 5				
5- 2	0- 0	0- 1	HOME	0- 1	1- 0	4- 0				
1- 7	0- 0	0- 0	AWAY	0- 1	0- 1	1- 5				
2- 0	0- 0	0- 0	NEUTRAL	0- 0	1- 0	1- 0				
4- 5	0- 0	0- 1	NON-CONFERENCE	0- 2	1- 0	3- 2				
1- 2	0- 0	0- 1	HOME	0- 1	0- 0	1- 0				
1- 3	0- 0	0- 0	AWAY	0- 1	0- 0	1- 2				
2- 0	0- 0	0- 0	NEUTRAL	0- 0	1- 0	1- 0				
4- 4	0- 0	0- 0	CONFERENCE	0- 0	1- 1	3- 3				
4- 0	0- 0	0- 0	HOME	0- 0	1- 0	3- 0				
0- 4	0- 0	0- 0	AWAY	0- 0	0- 1	0- 3				
0- 0	0- 0	0- 0	NEUTRAL	0- 0	0- 0	0- 0				

RPI S	Opponent	Score	RPI S	Opponent	Score	RPI S	Opponent	Score	RPI S	Opponent	Score	Team's RPI: 174
50	H St. Mary's (CA)	52 65	62	H Colorado St.	46 62	119	N Akron	78 65	123	A Idaho	56 66	
			65	A South Dakota St.	62 66	130	H Idaho St.	48 47	163	A Montana St.	58 66	
						166	A Eastern Wash.	55 59	171	A Colorado	41 63	
						176	H Weber St.	65 63	180	N Valparaiso	77 63	
						215	H Utah St.	74 60	222	A Montana	46 58	
						245	A Grand Canyon	59 69	266	H Northern Ariz.	79 55	
						286	A Denver	60 51	331	H Southern Utah	64 44	
LAST 12 Division I GAMES:												
266	H Northern Ariz.	79 55	123	A Idaho	56 66							
331	H Southern Utah	64 44	166	A Eastern Wash.	55 59							
163	A Montana St.	58 66	245	A Grand Canyon	59 69							
222	A Montana	46 58	62	H Colorado St.	46 62							
176	H Weber St.	65 63	65	A South Dakota St.	62 66							
130	H Idaho St.	48 47	215	H Utah St.	74 60							

Non-Div I Games: Western St. 101 48

Northern Colo.

■ Loss,
 ■ Non-Conf, S Site,
 ■ Home
 ■ Away
 N Neutral

Average RPI Win:	269	WON-LOST	WINNING	LAST 10	STRENGTH OF	OPP. STRENGTH	TEAM	ADJ.	CONF.	ADJ CONF.
Average RPI Loss:	150	RECORD	PCT. RANK	GAMES	SCHEDULE	OF SCHEDULE	RPI	RPI	RPI	RPI
DIV. I ONLY	7- 10	220	1- 0	302	176	259	259	10	10	
DIV. I NON-CONF.	6- 4	124	1- 0	348	252	257	257	12	12	
TOTALS	RPI 1-25	RPI 26-50	W-L RECORDS	RPI 51-100	RPI 101-150	RPI 150+				
7- 10	0- 0	0- 1	OVERALL	0- 2	2- 2	5- 5				
3- 3	0- 0	0- 1	HOME	0- 1	1- 0	2- 1				
2- 6	0- 0	0- 0	AWAY	0- 1	1- 2	1- 3				
2- 1	0- 0	0- 0	NEUTRAL	0- 0	0- 0	2- 1				
6- 4	0- 0	0- 0	NON-CONFERENCE	0- 0	1- 1	5- 3				
3- 0	0- 0	0- 0	HOME	0- 0	1- 0	2- 0				
1- 3	0- 0	0- 0	AWAY	0- 0	0- 1	1- 2				
2- 1	0- 0	0- 0	NEUTRAL	0- 0	0- 0	2- 1				
1- 6	0- 0	0- 1	CONFERENCE	0- 2	1- 1	0- 2				
0- 3	0- 0	0- 1	HOME	0- 1	0- 0	0- 1				
1- 3	0- 0	0- 0	AWAY	0- 1	1- 1	0- 1				
0- 0	0- 0	0- 0	NEUTRAL	0- 0	0- 0	0- 0				

RPI S	Opponent	Score	RPI S	Opponent	Score	RPI S	Opponent	Score	RPI S	Opponent	Score	Team's RPI: 259
			35 H	Ohio	47 72	87 H	Eastern Mich.	80 87	112 H	Drake	87 73	
						99 A	Central Mich.	63 95	119 A	Akron	65 58	
									127 A	Toledo	59 66	
									150 A	SIUE	67 93	
									165 A	Wisconsin	62 89	
									172 A	Milwaukee	58 73	
									184 N	Kansas	58 66	
									236 A	Miami (OH)	60 66	
									241 H	Bowling Green	43 58	
									312 H	Bradley	68 64	
									327 N	Illinois St.	68 59	
									333 N	Cal St. Fullerton	72 49	
									338 A	Chicago St.	68 50	
									342 H	Eastern Ill.	79 63	
LAST 12 Division I GAMES:												
333 N	Cal St. Fullerton	72 49	236 A	Miami (OH)	60 66							
35 H	Ohio	47 72	119 A	Akron	65 58							
241 H	Bowling Green	43 58	338 A	Chicago St.	68 50							
127 A	Toledo	59 66	312 H	Bradley	68 64							
99 A	Central Mich.	63 95	112 H	Drake	87 73							
87 H	Eastern Mich.	80 87	165 A	Wisconsin	62 89							

Non-Div I Games: Wis. Lutheran 69 42

Northern Ill.

Average RPI Win:	230	WON-LOST	WINNING	LAST 10	STRENGTH OF	OPP. STRENGTH	TEAM	ADJ.	CONF.	ADJ CONF.
Average RPI Loss:	128	RECORD	PCT. RANK	GAMES	SCHEDULE	OF SCHEDULE	RPI	RPI	RPI	RPI
DIV. I ONLY	8- 8	169	2- 6	157	170	187	187	14	14	
DIV. I NON-CONF.	6- 3	100	1- 2	255	170	159	159	14	14	
TOTALS	RPI 1-25	RPI 26-50	W-L RECORDS	RPI 51-100	RPI 101-150	RPI 150+				
8- 8	0- 2	0- 0	OVERALL	1- 0	0- 2	7- 4				
5- 5	0- 2	0- 0	HOME	1- 0	0- 1	4- 2				
3- 3	0- 0	0- 0	AWAY	0- 0	0- 1	3- 2				
0- 0	0- 0	0- 0	NEUTRAL	0- 0	0- 0	0- 0				
6- 3	0- 1	0- 0	NON-CONFERENCE	1- 0	0- 1	5- 1				
4- 2	0- 1	0- 0	HOME	1- 0	0- 1	3- 0				
2- 1	0- 0	0- 0	AWAY	0- 0	0- 0	2- 1				
0- 0	0- 0	0- 0	NEUTRAL	0- 0	0- 0	0- 0				
2- 5	0- 1	0- 0	CONFERENCE	0- 0	0- 1	2- 3				
1- 3	0- 1	0- 0	HOME	0- 0	0- 0	1- 2				
1- 2	0- 0	0- 0	AWAY	0- 0	0- 1	1- 1				
0- 0	0- 0	0- 0	NEUTRAL	0- 0	0- 0	0- 0				

RPI S	Opponent	Score	RPI S	Opponent	Score	RPI S	Opponent	Score	RPI S	Opponent	Score	Team's RPI: 187
12	H Green Bay	73 81				92	H Marquette	83 78	105	A Wright St.	61 66	
13	H Kentucky	65 84							119	H Akron	75 77	
									172	H Milwaukee	60 86	
									180	H Valparaiso	60 61	
									205	A Robert Morris	72 70	
									211	A Cincinnati	68 71	
									213	A Detroit	65 66	
									219	H Ill.-Chicago	55 53	
									230	A Oakland	75 71	
									236	A Miami (OH)	71 57	
									255	H Indiana St.	73 67	
									273	H Tennessee Tech	88 62	
									329	H IPFW	77 64	
LAST 12 Division I GAMES:												
172	H Milwaukee	60 86	180	H Valparaiso	60 61							
12	H Green Bay	73 81	119	H Akron	75 77							
213	A Detroit	65 66	329	H IPFW	77 64							
230	A Oakland	75 71	13	H Kentucky	65 84							
105	A Wright St.	61 66	205	A Robert Morris	72 70							
219	H Ill.-Chicago	55 53	273	H Tennessee Tech	88 62							

Non-Div I Games: Ind.-Kokomo 104 33 West Virginia St. 92 47

Northern Ky.

■ Loss,
 ■ Non-Conf, S Site,
 ■ Home
 ■ Away
 N Neutral

Northwestern

Through Games Of Jan. 24, 2016

Average RPI Win:	158	WON-LOST	WINNING	LAST 10	STRENGTH OF	OPP. STRENGTH	TEAM	ADJ.	CONF.	ADJ CONF.
Average RPI Loss:	54	RECORD	PCT. RANK	GAMES	SCHEDULE	OF SCHEDULE	RPI	RPI	RPI	RPI
DIV. I ONLY	13- 7	89	3- 7	53	60	69	69	4	4	
DIV. I NON-CONF.	11- 1	16	3- 1	194	149	56	56	4	4	
TOTALS	RPI 1-25	RPI 26-50	W-L RECORDS	RPI 51-100	RPI 101-150	RPI 150+				
13- 7	1- 2	0- 2	OVERALL	1- 2	5- 1	6- 0				
8- 3	1- 0	0- 2	HOME	1- 1	2- 0	4- 0				
2- 4	0- 0	0- 0	AWAY	0- 0	1- 1	1- 0				
3- 0	0- 0	0- 0	NEUTRAL	0- 0	2- 0	1- 0				
11- 1	0- 0	0- 1	NON-CONFERENCE	0- 0	5- 0	6- 0				
6- 1	0- 0	0- 1	HOME	0- 0	2- 0	4- 0				
2- 0	0- 0	0- 0	AWAY	0- 0	1- 0	1- 0				
3- 0	0- 0	0- 0	NEUTRAL	0- 0	2- 0	1- 0				
2- 6	1- 2	0- 1	CONFERENCE	1- 2	0- 1	0- 0				
2- 2	1- 0	0- 1	HOME	1- 1	0- 0	0- 0				
0- 4	0- 2	0- 0	AWAY	0- 1	0- 1	0- 0				
0- 0	0- 0	0- 0	NEUTRAL	0- 0	0- 0	0- 0				

RPI 1-25				RPI 26-50				RPI 51-100				RPI 101+			
RPI	S	Opponent	Score	RPI	S	Opponent	Score	RPI	S	Opponent	Score	RPI	S	Opponent	Score
5	H	Ohio St.	86 82	27	H	Purdue	71 85	54	H	Indiana	84 91	106	H	Western Mich.	86 62
21	A	Michigan St.	51 74	29	H	DePaul	64 77	59	H	Nebraska	85 62	109	A	North Carolina	85 72
25	A	Maryland	62 80					95	A	Minnesota	92 95	111	N	Creighton	75 52
												129	A	Penn St.	72 79
												130	H	Idaho St.	72 36
												138	N	East Carolina	78 75
												164	A	Loyola Chicago	81 72
												166	N	Eastern Wash.	74 70
												172	H	Milwaukee	69 44
												277	H	UMKC	80 38
												306	H	Howard	89 49
												317	H	Alcorn	91 47
LAST 12 Division I GAMES:															
54	H	Indiana	84 91	59	H	Nebraska	85 62								
95	A	Minnesota	92 95	129	A	Penn St.	72 79								
25	A	Maryland	62 80	277	H	UMKC	80 38								
5	H	Ohio St.	86 82	29	H	DePaul	64 77								
21	A	Michigan St.	51 74	317	H	Alcorn	91 47								
27	H	Purdue	71 85	164	A	Loyola Chicago	81 72								

Non-Div I Games:

Northwestern

■ Loss,
 ■ Non-Conf, S Site,
 ■ Home
 ■ Away
 N Neutral

Average RPI Win:	275	WON-LOST	WINNING	LAST 10	STRENGTH OF	OPP. STRENGTH	TEAM	ADJ.	CONF.	ADJ CONF.
Average RPI Loss:	114	RECORD	PCT. RANK	GAMES	SCHEDULE	OF SCHEDULE	RPI	RPI	RPI	RPI
DIV. I ONLY	7- 8	194	6- 3	133	259	157	157	27	27	
DIV. I NON-CONF.	2- 5	253	2- 1	9	212	137	137	26	26	
TOTALS	RPI 1-25	RPI 26-50	W-L RECORDS	RPI 51-100	RPI 101-150	RPI 150+				
7- 8	0- 2	0- 1	OVERALL	0- 0	0- 2	7- 3				
5- 0	0- 0	0- 0	HOME	0- 0	0- 0	5- 0				
2- 7	0- 1	0- 0	AWAY	0- 0	0- 0	2- 0				
0- 1	0- 0	0- 0	NEUTRAL	0- 0	0- 0	0- 1				
2- 5	0- 2	0- 0	NON-CONFERENCE	0- 0	0- 2	2- 1				
2- 0	0- 0	0- 0	HOME	0- 0	0- 0	2- 0				
0- 4	0- 2	0- 0	AWAY	0- 0	0- 2	0- 0				
0- 1	0- 0	0- 0	NEUTRAL	0- 0	0- 0	0- 1				
5- 3	0- 0	0- 1	CONFERENCE	0- 0	0- 0	5- 2				
3- 0	0- 0	0- 0	HOME	0- 0	0- 0	3- 0				
2- 3	0- 0	0- 1	AWAY	0- 0	0- 0	2- 2				
0- 0	0- 0	0- 0	NEUTRAL	0- 0	0- 0	0- 0				

RPI 1-25				RPI 26-50				RPI 51-100				RPI 101+ Team's RPI: 157			
RPI	S	Opponent	Score	RPI	S	Opponent	Score	RPI	S	Opponent	Score	RPI	S	Opponent	Score
4	A	Baylor	44 86	38	A	Abilene Christian	46 67					110	A	New Mexico St.	54 65
8	A	Texas	33 86									137	A	SMU	36 74
												156	A	McNeese St.	74 78
												159	N	Long Beach St.	59 60
												192	H	Grambling	71 62
												244	H	Sam Houston St.	69 49
												256	H	Houston Baptist	55 44
												284	A	Incarnate Word	53 48
												295	A	Lamar	73 51
												301	A	Nicholls St.	61 70
												326	H	Jackson St.	59 54
												328	H	A&M-Corpus Christi	60 43
LAST 12 Division I GAMES:															
156	A	McNeese St.	74 78	244	H	Sam Houston St.	69 49								
301	A	Nicholls St.	61 70	256	H	Houston Baptist	55 44								
295	A	Lamar	73 51	326	H	Jackson St.	59 54								
328	H	A&M-Corpus Christi	60 43	192	H	Grambling	71 62								
284	A	Incarnate Word	53 48	4	A	Baylor	44 86								
38	A	Abilene Christian	46 67	159	N	Long Beach St.	59 60								

Non-Div I Games: LeTourneau 73 44 Xavier (LA) 73 57 LSU-Alexandria 94 65 Central Baptist 86 56 Northwestern St.

Through Games of Sun. 11/1/10										
Average RPI Win:	85	WON-LOST	WINNING	LAST 10	STRENGTH OF	OPP. STRENGTH	TEAM	ADJ.	CONF.	ADJ CONF.
Average RPI Loss:	3	RECORD	PCT. RANK	GAMES	SCHEDULE	OF SCHEDULE	RPI	RPI	RPI	RPI
DIV. I ONLY	19- 1	3	1- 0	5	1	1	1	5	5	
DIV. I NON-CONF.	12- 1	10	1- 0	8	1	2	2	5	5	
<hr/>										
TOTALS	RPI 1-25		RPI 26-50		W-L RECORDS		RPI 51-100		RPI 101-150	RPI 150+
19- 1	5- 1		1- 0		OVERALL		6- 0		5- 0	2- 0
10- 0	4- 0		1- 0		HOME		1- 0		4- 0	0- 0
7- 1	0- 1		0- 0		AWAY		5- 0		1- 0	1- 0
2- 0	1- 0		0- 0		NEUTRAL		0- 0		0- 0	1- 0
12- 1	4- 1		1- 0		NON-CONFERENCE		3- 0		2- 0	2- 0
6- 0	3- 0		1- 0		HOME		0- 0		2- 0	0- 0
4- 1	0- 1		0- 0		AWAY		3- 0		0- 0	1- 0
2- 0	1- 0		0- 0		NEUTRAL		0- 0		0- 0	1- 0
7- 0	1- 0		0- 0		CONFERENCE		3- 0		3- 0	0- 0
4- 0	1- 0		0- 0		HOME		1- 0		2- 0	0- 0
3- 0	0- 0		0- 0		AWAY		2- 0		1- 0	0- 0
0- 0	0- 0		0- 0		NEUTRAL		0- 0		0- 0	0- 0

RPI	S	Opponent	Score	RPI	S	Opponent	Score	RPI	S	Opponent	Score	RPI	S	Opponent	Score
3	A	UConn	81 91	29	H	DePaul	95 90	65	A	South Dakota St.	75 64	101	H	Georgia Tech	85 76
5	H	Ohio St.	75 72					74	A	Boston College	63 50	109	H	North Carolina	88 54
7	N	UCLA	92 84					75	H	Virginia Tech	80 41	115	H	Bucknell	85 54
9	H	Oregon St.	62 61					82	A	Saint Joseph's	91 55	127	H	Toledo	74 39
11	H	Tennessee	79 66					85	A	Virginia	74 46	132	A	Pittsburgh	65 55
22	H	Syracuse	90 62					97	A	TCU	88 72	180	A	Valparaiso	110 54
												286	N	Denver	94 52
LAST 12 Division I GAMES:															
7	N	UCLA	92 84	85	A	Virginia	74 46								
75	H	Virginia Tech	80 41	132	A	Pittsburgh	65 55								
22	H	Syracuse	90 62	101	H	Georgia Tech	85 76								
11	H	Tennessee	79 66	9	H	Oregon St.	62 61								
74	A	Boston College	63 50	82	A	Saint Joseph's	91 55								
109	H	North Carolina	88 54	97	A	TCU	88 72								

Non-Div I Games:

Notre Dame

Average RPI Win:	291	WON-LOST	WINNING	LAST 10	STRENGTH OF	OPP. STRENGTH	TEAM	ADJ.	CONF.	ADJ CONF.
Average RPI Loss:	133	RECORD	PCT. RANK	GAMES	SCHEDULE	OF SCHEDULE	RPI	RPI	RPI	RPI
DIV. I ONLY	9- 7	135	6- 4	322	252	230	230	14	14	
DIV. I NON-CONF.	6- 3	100	3- 2	343	322	244	244	14	14	
TOTALS	RPI 1-25	RPI 26-50	W-L RECORDS	RPI 51-100	RPI 101-150	RPI 150+				
9- 7	0- 1	0- 0	OVERALL	0- 1	0- 2	9- 3				
3- 5	0- 1	0- 0	HOME	0- 1	0- 2	3- 1				
6- 2	0- 0	0- 0	AWAY	0- 0	0- 0	6- 2				
0- 0	0- 0	0- 0	NEUTRAL	0- 0	0- 0	0- 0				
6- 3	0- 1	0- 0	NON-CONFERENCE	0- 1	0- 0	6- 1				
2- 2	0- 1	0- 0	HOME	0- 1	0- 0	2- 0				
4- 1	0- 0	0- 0	AWAY	0- 0	0- 0	4- 1				
0- 0	0- 0	0- 0	NEUTRAL	0- 0	0- 0	0- 0				
3- 4	0- 0	0- 0	CONFERENCE	0- 0	0- 2	3- 2				
1- 3	0- 0	0- 0	HOME	0- 0	0- 2	1- 1				
2- 1	0- 0	0- 0	AWAY	0- 0	0- 0	2- 1				
0- 0	0- 0	0- 0	NEUTRAL	0- 0	0- 0	0- 0				

RPI 1-25				RPI 26-50				RPI 51-100				RPI 101+				Team's RPI: 230	
RPI	S	Opponent	Score	RPI	S	Opponent	Score	RPI	S	Opponent	Score	RPI	S	Opponent	Score		
21	H	Michigan St.	62 82					99	H	Central Mich.	87 110	102	H	Youngstown St.	77 96		
												105	H	Wright St.	72 77		
												180	A	Valparaiso	66 81		
												187	H	Northern Ky.	71 75		
												213	A	Detroit	79 73		
												219	A	Ill.-Chicago	78 76		
												236	A	Miami (OH)	54 65		
												280	A	Niagara	77 67		
												288	A	Vermont	74 68		
												299	H	Cleveland St.	79 69		
												305	H	Dartmouth	78 60		
												329	H	IPFW	81 74		
												338	A	Chicago St.	74 51		
												349	A	Norfolk St.	83 73		
LAST 12 Division I GAMES:																	
213	A	Detroit	79 73	288	A	Vermont	74 68										
105	H	Wright St.	72 77	329	H	IPFW	81 74										
187	H	Northern Ky.	71 75	338	A	Chicago St.	74 51										
180	A	Valparaiso	66 81	21	H	Michigan St.	62 82										
219	A	Ill.-Chicago	78 76	236	A	Miami (OH)	54 65										
299	H	Cleveland St.	79 69	305	H	Dartmouth	78 60										

Non-Div I Games: Rochester College 83 49 Mich.-Dearborn 123 38

Oakland

Loss, Non-Conf, S Site, H Home A Away N Neutral

Average RPI Win:	177	WON-LOST	WINNING	LAST 10	STRENGTH OF	OPP. STRENGTH	TEAM	ADJ.	CONF.	ADJ CONF.
Average RPI Loss:	70	RECORD	PCT. RANK	GAMES	SCHEDULE	OF SCHEDULE	RPI	RPI	RPI	RPI
DIV. I ONLY	15- 3	22	10- 0	126	101	35	35	10	10	
DIV. I NON-CONF.	8- 3	77	4- 1	185	51	67	67	12	12	
TOTALS	RPI 1-25	RPI 26-50	W-L RECORDS	RPI 51-100	RPI 101-150	RPI 150+				
15- 3	0- 1	1- 0	OVERALL	5- 1	2- 1	7- 0				
6- 0	0- 0	1- 0	HOME	2- 0	1- 0	2- 0				
5- 3	0- 0	0- 0	AWAY	1- 1	0- 0	4- 0				
4- 0	0- 0	0- 0	NEUTRAL	2- 0	1- 0	1- 0				
8- 3	0- 1	0- 0	NON-CONFERENCE	3- 1	1- 1	4- 0				
3- 0	0- 0	0- 0	HOME	1- 0	0- 0	2- 0				
1- 3	0- 1	0- 0	AWAY	0- 1	0- 1	1- 0				
4- 0	0- 0	0- 0	NEUTRAL	2- 0	1- 0	1- 0				
7- 0	0- 0	1- 0	CONFERENCE	2- 0	1- 0	3- 0				
3- 0	0- 0	1- 0	HOME	1- 0	1- 0	0- 0				
4- 0	0- 0	0- 0	AWAY	1- 0	0- 0	3- 0				
0- 0	0- 0	0- 0	NEUTRAL	0- 0	0- 0	0- 0				

RPI S	Opponent	Score	RPI S	Opponent	Score	Team's RPI: 35	RPI S	Opponent	Score	RPI S	Opponent	Score
24	A Duquesne	47 64	43	H Ball St.	73 48		51	A Vanderbilt	59 62	106	H Western Mich.	73 63
							54	N Indiana	63 56	134	A Illinois	53 62
							71	N FGCU	69 57	138	N East Carolina	64 61
							87	A Eastern Mich.	71 64	241	A Bowling Green	72 57
							89	H Middle Tenn.	72 49	250	A UNCW	75 59
							99	H Central Mich.	86 84	259	A Northern Ill.	72 47
										275	H Saint Francis (PA)	91 65
										285	N Winthrop	75 54
										325	A Kent St.	93 54
										329	H IPFW	79 52
LAST 12 Division I GAMES:												
259	A Northern Ill.	72 47	106	H Western Mich.	73 63							
325	A Kent St.	93 54	89	H Middle Tenn.	72 49							
99	H Central Mich.	86 84	138	N East Carolina	64 61							
87	A Eastern Mich.	71 64	250	A UNCW	75 59							
241	A Bowling Green	72 57	24	A Duquesne	47 64							
43	H Ball St.	73 48	275	H Saint Francis (PA)	91 65							

Non-Div I Games:

Ohio

Average RPI Win: 101		WON-LOST	WINNING	LAST 10	STRENGTH OF	OPP. STRENGTH	TEAM	ADJ.	CONF.	ADJ CONF.
Average RPI Loss: 19		RECORD	PCT. RANK	GAMES	SCHEDULE	OF SCHEDULE	RPI	RPI	RPI	RPI
DIV. I ONLY		15- 4	38	9- 1	3	15	5	5	4	4
DIV. I NON-CONF.		8- 3	77	4- 0	10	40	10	10	4	4
TOTALS		RPI 1-25	RPI 26-50		W-L RECORDS		RPI 51-100	RPI 101-150	RPI 150+	
15- 4	3- 3	3- 0		OVERALL		4- 1	2- 0	3- 0		
9- 1	1- 1	2- 0		HOME		3- 0	1- 0	2- 0		
4- 3	1- 2	1- 0		AWAY		1- 1	0- 0	1- 0		
2- 0	1- 0	0- 0		NEUTRAL		0- 0	1- 0	0- 0		
8- 3	1- 3	0- 0		NON-CONFERENCE		2- 0	2- 0	3- 0		
5- 1	0- 1	0- 0		HOME		2- 0	1- 0	2- 0		
1- 2	0- 2	0- 0		AWAY		0- 0	0- 0	1- 0		
2- 0	1- 0	0- 0		NEUTRAL		0- 0	1- 0	0- 0		
7- 1	2- 0	3- 0		CONFERENCE		2- 1	0- 0	0- 0		
4- 0	1- 0	2- 0		HOME		1- 0	0- 0	0- 0		
3- 1	1- 0	1- 0		AWAY		1- 1	0- 0	0- 0		
0- 0	0- 0	0- 0		NEUTRAL		0- 0	0- 0	0- 0		

RPI	S	Opponent	Score	RPI	S	Opponent	Score	RPI	S	Opponent	Score	RPI	S	Opponent	Score
1	A	Notre Dame	72 75	27	H	Purdue	90 70	54	H	Indiana	97 70	117	H	Belmont	84 56
2	A	South Carolina	80 88	40	A	Rutgers	67 58	58	H	Princeton	90 70	118	N	Liberty	75 65
3	H	UConn	56 100	40	H	Rutgers	90 78	69	A	Northwestern	82 86	211	A	Cincinnati	105 76
18	N	Texas A&M	95 80					78	A	Michigan	97 93	283	H	N.C. A&T	89 56
21	H	Michigan St.	85 80					85	H	Virginia	93 73	340	H	Wagner	106 47
25	A	Maryland	80 71												
LAST 12 Division I GAMES:															
40	A	Rutgers	67 58	25	A	Maryland	80 71								
78	A	Michigan	97 93	21	H	Michigan St.	85 80								
27	H	Purdue	90 70	85	H	Virginia	93 73								
69	A	Northwestern	82 86	58	H	Princeton	90 70								
40	H	Rutgers	90 78	283	H	N.C. A&T	89 56								
54	H	Indiana	97 70	211	A	Cincinnati	105 76								

Non-Div I Games:

Ohio St.

Oklahoma

Through Games Of Jan. 24, 2016

Average RPI Win:	139	WON-LOST	WINNING	LAST 10	STRENGTH OF	OPP. STRENGTH	TEAM	ADJ.	CONF.	ADJ CONF.
Average RPI Loss:	42	RECORD	PCT. RANK	GAMES	SCHEDULE	OF SCHEDULE	RPI	RPI	RPI	RPI
DIV. I ONLY	13- 5	64	6- 4	46	14	28	28	3	3	
DIV. I NON-CONF.	9- 2	38	4- 1	151	15	55	55	3	3	
TOTALS	RPI 1-25	RPI 26-50	W-L RECORDS	RPI 51-100	RPI 101-150	RPI 150+				
13- 5	2- 4	1- 0	OVERALL	3- 0	1- 0	6- 1				
7- 1	1- 0	1- 0	HOME	0- 0	1- 0	4- 1				
4- 3	1- 3	0- 0	AWAY	1- 0	0- 0	2- 0				
2- 1	0- 1	0- 0	NEUTRAL	2- 0	0- 0	0- 0				
9- 2	2- 1	0- 0	NON-CONFERENCE	2- 0	0- 0	5- 1				
4- 1	1- 0	0- 0	HOME	0- 0	0- 0	3- 1				
3- 0	1- 0	0- 0	AWAY	0- 0	0- 0	2- 0				
2- 1	0- 1	0- 0	NEUTRAL	2- 0	0- 0	0- 0				
4- 3	0- 3	1- 0	CONFERENCE	1- 0	1- 0	1- 0				
3- 0	0- 0	1- 0	HOME	0- 0	1- 0	1- 0				
1- 3	0- 3	0- 0	AWAY	1- 0	0- 0	0- 0				
0- 0	0- 0	0- 0	NEUTRAL	0- 0	0- 0	0- 0				

RPI 1-25				RPI 26-50				Team's RPI: 28				RPI 51-100				RPI 101+			
RPI	S	Opponent	Score	RPI	S	Opponent	Score	RPI	S	Opponent	Score	RPI	S	Opponent	Score	RPI	S	Opponent	Score
4	A	Baylor	68 78	46	H	Kansas St.	68 58	56	N	Utah	70 55	122	H	Texas Tech	92 53				
8	A	Texas	76 83					74	N	Boston College	76 61	160	H	North Texas	57 61				
16	H	BYU	73 47					97	A	TCU	78 65	173	H	Little Rock	65 52				
17	A	Washington	71 68									184	H	Kansas	67 44				
18	N	Texas A&M	68 74									190	A	Tulsa	75 62				
20	A	Oklahoma St.	42 73									233	H	UTSA	80 41				
												285	H	Winthrop	78 48				
												312	A	Bradley	79 46				
LAST 12 Division I GAMES:																			
8	A	Texas	76 83	184	H	Kansas	67 44												
122	H	Texas Tech	92 53	18	N	Texas A&M	68 74												
20	A	Oklahoma St.	42 73	233	H	UTSA	80 41												
46	H	Kansas St.	68 58	190	A	Tulsa	75 62												
97	A	TCU	78 65	17	A	Washington	71 68												
4	A	Baylor	68 78	173	H	Little Rock	65 52												

Non-Div I Games:

Oklahoma

■ Loss,
 ■ Non-Conf, S Site,
 ■ Home
 ■ Away
 N Neutral

Average RPI Win: 149		WON-LOST	WINNING	LAST 10	STRENGTH OF	OPP. STRENGTH	TEAM	ADJ.	CONF.	ADJ CONF.
Average RPI Loss: 42		RECORD	PCT. RANK	GAMES	SCHEDULE	OF SCHEDULE	RPI	RPI	RPI	RPI
DIV. I ONLY		15- 4	38	7- 3	44	64	20	20	3	3
DIV. I NON-CONF.		10- 1	19	3- 1	149	195	31	31	3	3
TOTALS		RPI 1-25	RPI 26-50		W-L RECORDS		RPI 51-100	RPI 101-150	RPI 150+	
15- 4	1- 1	1- 2		OVERALL		2- 1	5- 0	6- 0		
11- 1	1- 1	1- 0		HOME		2- 0	3- 0	4- 0		
4- 3	0- 0	0- 2		AWAY		0- 1	2- 0	2- 0		
0- 0	0- 0	0- 0		NEUTRAL		0- 0	0- 0	0- 0		
10- 1	0- 0	0- 1		NON-CONFERENCE		1- 0	4- 0	5- 0		
8- 0	0- 0	0- 0		HOME		1- 0	3- 0	4- 0		
2- 1	0- 0	0- 1		AWAY		0- 0	1- 0	1- 0		
0- 0	0- 0	0- 0		NEUTRAL		0- 0	0- 0	0- 0		
5- 3	1- 1	1- 1		CONFERENCE		1- 1	1- 0	1- 0		
3- 1	1- 1	1- 0		HOME		1- 0	0- 0	0- 0		
2- 2	0- 0	0- 1		AWAY		0- 1	1- 0	1- 0		
0- 0	0- 0	0- 0		NEUTRAL		0- 0	0- 0	0- 0		

RPI	S	Opponent	Score	RPI	S	Opponent	Score	RPI	S	Opponent	Score	RPI	S	Opponent	Score
4	H	Baylor	52 45	28	H	Oklahoma	73 42	52	H	Washington St.	70 60	104	A	Missouri St.	74 55
8	H	Texas	48 78	36	A	South Fla.	46 68	77	A	Iowa St.	42 49	109	H	North Carolina	77 67
				46	A	Kansas St.	44 47	77	H	Iowa St.	79 76	122	A	Texas Tech	69 46
												139	H	Oral Roberts	59 55
												150	H	SIUE	86 61
												178	H	UTRGV	78 54
												184	A	Kansas	74 46
												234	A	UCF	74 55
												251	H	Texas Southern	87 52
												295	H	Lamar	90 45
												310	H	Savannah St.	76 48
LAST 12 Division I GAMES:															
184	A	Kansas	74 46	77	A	Iowa St.	42 49	4	H	Baylor	52 45				
77	H	Iowa St.	79 76	310	H	Savannah St.	76 48	234	A	UCF	74 55				
28	H	Oklahoma	73 42	36	A	South Fla.	46 68	109	H	North Carolina	77 67				
46	A	Kansas St.	44 47												
8	H	Texas	48 78												
122	A	Texas Tech	69 46												

Non-Div I Games:

Oklahoma St.

■ Loss,
 ■ Non-Conf,
 ■ S Site,
 ■ H Home
 ■ A Away
 N Neutral

Average RPI Win:	216	WON-LOST	WINNING	LAST 10	STRENGTH OF	OPP. STRENGTH	TEAM	ADJ.	CONF.	ADJ CONF.
Average RPI Loss:	124	RECORD	PCT. RANK	GAMES	SCHEDULE	OF SCHEDULE	RPI	RPI	RPI	RPI
DIV. I ONLY	7- 12	239	4- 6	73	233	168	168	11	11	
DIV. I NON-CONF.	4- 8	234	3- 2	144	283	219	219	10	10	
TOTALS	RPI 1-25	RPI 26-50	W-L RECORDS	RPI 51-100	RPI 101-150	RPI 150+				
7- 12	0- 1	0- 1	OVERALL	2- 2	1- 4	4- 4				
3- 3	0- 0	0- 1	HOME	0- 0	1- 1	2- 1				
4- 6	0- 0	0- 0	AWAY	2- 1	0- 2	2- 3				
0- 3	0- 1	0- 0	NEUTRAL	0- 1	0- 1	0- 0				
4- 8	0- 1	0- 1	NON-CONFERENCE	0- 1	0- 3	4- 2				
2- 2	0- 0	0- 1	HOME	0- 0	0- 1	2- 0				
2- 3	0- 0	0- 0	AWAY	0- 0	0- 1	2- 2				
0- 3	0- 1	0- 0	NEUTRAL	0- 1	0- 1	0- 0				
3- 4	0- 0	0- 0	CONFERENCE	2- 1	1- 1	0- 2				
1- 1	0- 0	0- 0	HOME	0- 0	1- 0	0- 1				
2- 3	0- 0	0- 0	AWAY	2- 1	0- 1	0- 1				
0- 0	0- 0	0- 0	NEUTRAL	0- 0	0- 0	0- 0				

RPI 1-25				RPI 26-50				RPI 51-100				RPI 101+ Team's RPI: 168			
RPI	S	Opponent	Score	RPI	S	Opponent	Score	RPI	S	Opponent	Score	RPI	S	Opponent	Score
25	N	Maryland	49 95	49	H	Miami (FL)	35 61	53	A	Western Ky.	51 68	113	A	VCU	54 74
								65	N	South Dakota St.	39 71	132	N	Pittsburgh	58 67
								79	A	Charlotte	71 59	140	H	Southern Miss.	53 45
								89	A	Middle Tenn.	61 58	144	H	ETSU	52 56
												149	A	UAB	55 58
												161	A	William & Mary	64 75
												183	H	Louisiana Tech	51 69
												188	A	Marshall	62 80
												225	A	Richmond	57 62
												261	H	Loyola Maryland	64 41
												298	A	UMES	69 52
												306	A	Howard	83 64
												340	H	Wagner	71 57
LAST 12 Division I GAMES:															
188	A	Marshall	62 80	79	A	Charlotte	71 59	161	A	William & Mary	64 75				
53	A	Western Ky.	51 68	298	A	UMES	69 52	113	A	VCU	54 74				
89	A	Middle Tenn.	61 58	306	A	Howard	83 64								
149	A	UAB	55 58	261	H	Loyola Maryland	64 41								
140	H	Southern Miss.	53 45												
183	H	Louisiana Tech	51 69												

Non-Div I Games:

Old Dominion

■ Loss,
 ■ Non-Conf, S Site,
 ■ Home
 ■ Away
 N Neutral

Average RPI Win:	209	WON-LOST	WINNING	LAST 10	STRENGTH OF	OPP. STRENGTH	TEAM	ADJ.	CONF.	ADJ CONF.
Average RPI Loss:	77	RECORD	PCT. RANK	GAMES	SCHEDULE	OF SCHEDULE	RPI	RPI	RPI	RPI
DIV. I ONLY	10- 9	162	5- 5	82	162	140	140	2	2	
DIV. I NON-CONF.	8- 5	118	4- 2	227	323	192	192	2	2	
TOTALS	RPI 1-25	RPI 26-50	W-L RECORDS	RPI 51-100	RPI 101-150	RPI 150+				
10- 9	1- 1	0- 2	OVERALL	3- 3	0- 3	6- 0				
8- 4	1- 0	0- 1	HOME	2- 2	0- 1	5- 0				
2- 5	0- 1	0- 1	AWAY	1- 1	0- 2	1- 0				
0- 0	0- 0	0- 0	NEUTRAL	0- 0	0- 0	0- 0				
8- 5	0- 0	0- 0	NON-CONFERENCE	2- 3	0- 2	6- 0				
6- 3	0- 0	0- 0	HOME	1- 2	0- 1	5- 0				
2- 2	0- 0	0- 0	AWAY	1- 1	0- 1	1- 0				
0- 0	0- 0	0- 0	NEUTRAL	0- 0	0- 0	0- 0				
2- 4	1- 1	0- 2	CONFERENCE	1- 0	0- 1	0- 0				
2- 1	1- 0	0- 1	HOME	1- 0	0- 0	0- 0				
0- 3	0- 1	0- 1	AWAY	0- 0	0- 1	0- 0				
0- 0	0- 0	0- 0	NEUTRAL	0- 0	0- 0	0- 0				

RPI 1-25				RPI 26-50				RPI 51-100				RPI 101+ Team's RPI: 140			
RPI	S	Opponent	Score	RPI	S	Opponent	Score	RPI	S	Opponent	Score	RPI	S	Opponent	Score
13	H	Kentucky	73 65	32	H	Florida	65 85	51	H	Vanderbilt	55 52	104	H	Missouri St.	78 91
18	A	Texas A&M	58 81	37	A	Mississippi St.	51 79	53	H	Western Ky.	59 53	107	A	LSU	57 76
								66	H	Tulane	59 61	140	A	Southern Miss.	38 57
								89	A	Middle Tenn.	75 84	156	H	McNeese St.	96 56
								98	H	La.-Lafayette	78 82	340	A	Wagner	86 49
								100	A	Stony Brook	72 57	343	H	Ark.-Pine Bluff	80 45
												344	H	Mississippi Val.	97 61
												345	H	New Orleans	97 59
												346	H	Alabama A&M	103 42
LAST 12 Division I GAMES:															
13	H	Kentucky	73 65	346	H	Alabama A&M	103 42								
37	A	Mississippi St.	51 79	156	H	McNeese St.	96 56								
18	A	Texas A&M	58 81	66	H	Tulane	59 61								
32	H	Florida	65 85	345	H	New Orleans	97 59								
107	A	LSU	57 76	140	A	Southern Miss.	38 57								
51	H	Vanderbilt	55 52	343	H	Ark.-Pine Bluff	80 45								

Non-Div I Games:

Ole Miss

■ Loss,
 ■ Non-Conf, S Site,
 ■ Home
 ■ Away
 N Neutral

Average RPI Win:	286	WON-LOST	WINNING	LAST 10	STRENGTH OF	OPP. STRENGTH	TEAM	ADJ.	CONF.	ADJ CONF.
Average RPI Loss:	150	RECORD	PCT. RANK	GAMES	SCHEDULE	OF SCHEDULE	RPI	RPI	RPI	RPI
DIV. I ONLY	8- 9	186	3- 7	316	251	274	274	20	20	
DIV. I NON-CONF.	5- 5	160	1- 3	342	244	307	307	22	22	
TOTALS	RPI 1-25	RPI 26-50	W-L RECORDS	RPI 51-100	RPI 101-150	RPI 150+				
8- 9	0- 0	0- 0	OVERALL	0- 2	0- 4	8- 3				
6- 3	0- 0	0- 0	HOME	0- 0	0- 2	6- 1				
1- 5	0- 0	0- 0	AWAY	0- 2	0- 2	1- 1				
1- 1	0- 0	0- 0	NEUTRAL	0- 0	0- 0	1- 1				
5- 5	0- 0	0- 0	NON-CONFERENCE	0- 0	0- 2	5- 3				
3- 2	0- 0	0- 0	HOME	0- 0	0- 1	3- 1				
1- 2	0- 0	0- 0	AWAY	0- 0	0- 1	1- 1				
1- 1	0- 0	0- 0	NEUTRAL	0- 0	0- 0	1- 1				
3- 4	0- 0	0- 0	CONFERENCE	0- 2	0- 2	3- 0				
3- 1	0- 0	0- 0	HOME	0- 0	0- 1	3- 0				
0- 3	0- 0	0- 0	AWAY	0- 2	0- 1	0- 0				
0- 0	0- 0	0- 0	NEUTRAL	0- 0	0- 0	0- 0				

RPI	S	Opponent	Score	RPI	S	Opponent	Score	RPI	S	Opponent	Score	RPI	S	Opponent	Score	Team's RPI: 274
65	A	South Dakota St.	58	68	81	A	South Dakota	76	82	111	H	Creighton	46	69		
										133	A	IUPUI	59	75		
										139	H	Oral Roberts	65	67		
										150	A	SIUE	86	90		
										186	A	North Dakota	52	67		
										226	H	Utah Valley	59	74		
										232	H	Western Ill.	79	66		
										234	H	UCF	75	60		
										255	A	Indiana St.	51	50		
										256	N	Houston Baptist	51	64		
										277	H	UMKC	57	42		
										286	H	Denver	67	55		
										327	N	Illinois St.	60	56		
										334	H	North Dakota St.	77	52		
										342	H	Eastern Ill.	76	67		
LAST 12 Division I GAMES:																
139	H	Oral Roberts	65	67	334	H	North Dakota St.	77	52							
286	H	Denver	67	55	226	H	Utah Valley	59	74							
133	A	IUPUI	59	75	111	H	Creighton	46	69							
81	A	South Dakota	76	82	150	A	SIUE	86	90							
65	A	South Dakota St.	58	68	342	H	Eastern Ill.	76	67							
232	H	Western Ill.	79	66	277	H	UMKC	57	42							

Non-Div I Games: Midland 58 53 Waldorf 97 32

Omaha

Loss, Non-Conf, S Site, H Home A Away N Neutral

Oral Roberts

Through Games Of Jan. 24, 2016

Average RPI Win:	226	WON-LOST	WINNING	LAST 10	STRENGTH OF	OPP. STRENGTH	TEAM	ADJ.	CONF.	ADJ CONF.
Average RPI Loss:	119	RECORD	PCT. RANK	GAMES	SCHEDULE	OF SCHEDULE	RPI	RPI	RPI	RPI
DIV. I ONLY	8- 9	186	7- 2	193	114	139	139	20	20	
DIV. I NON-CONF.	2- 8	290	1- 3	127	8	188	188	22	22	
TOTALS	RPI 1-25	RPI 26-50	W-L RECORDS	RPI 51-100	RPI 101-150	RPI 150+				
8- 9	0- 2	0- 0	OVERALL	1- 2	1- 2	6- 3				
3- 1	0- 0	0- 0	HOME	1- 0	0- 0	2- 1				
5- 8	0- 2	0- 0	AWAY	0- 2	1- 2	4- 2				
0- 0	0- 0	0- 0	NEUTRAL	0- 0	0- 0	0- 0				
2- 8	0- 2	0- 0	NON-CONFERENCE	0- 2	0- 2	2- 2				
0- 1	0- 0	0- 0	HOME	0- 0	0- 0	0- 1				
2- 7	0- 2	0- 0	AWAY	0- 2	0- 2	2- 1				
0- 0	0- 0	0- 0	NEUTRAL	0- 0	0- 0	0- 0				
6- 1	0- 0	0- 0	CONFERENCE	1- 0	1- 0	4- 1				
3- 0	0- 0	0- 0	HOME	1- 0	0- 0	2- 0				
3- 1	0- 0	0- 0	AWAY	0- 0	1- 0	2- 1				
0- 0	0- 0	0- 0	NEUTRAL	0- 0	0- 0	0- 0				

RPI 1-25				RPI 26-50				RPI 51-100				RPI 101+ Team's RPI: 139			
RPI	S	Opponent	Score	RPI	S	Opponent	Score	RPI	S	Opponent	Score	RPI	S	Opponent	Score
4	A	Baylor	39 97					78	A	Michigan	44 61	104	A	Missouri St.	64 72
20	A	Oklahoma St.	55 59					81	H	South Dakota	60 56	126	A	Arkansas	50 65
								87	A	Eastern Mich.	69 77	133	A	IUPUI	52 47
												173	H	Little Rock	52 66
												184	A	Kansas	70 63
												190	A	Tulsa	59 53
												232	A	Western Ill.	61 72
												245	A	Grand Canyon	64 66
												274	A	Omaha	67 65
												286	H	Denver	65 33
												329	H	IPFW	61 59
												334	A	North Dakota St.	52 42
LAST 12 Division I GAMES:															
286	H	Denver	65 33	232	A	Western Ill.	61 72								
274	A	Omaha	67 65	184	A	Kansas	70 63								
329	H	IPFW	61 59	4	A	Baylor	39 97								
334	A	North Dakota St.	52 42	104	A	Missouri St.	64 72								
81	H	South Dakota	60 56	126	A	Arkansas	50 65								
133	A	IUPUI	52 47	87	A	Eastern Mich.	69 77								

Non-Div I Games: Lyon 49 68 Evangel 89 46

Oral Roberts

Loss, Non-Conf, S Site, H Home A Away N Neutral

Oregon

Through Games Of Jan. 24, 2016

Average RPI Win: 183		WON-LOST	WINNING	LAST 10	STRENGTH OF	OPP. STRENGTH	TEAM	ADJ.	CONF.	ADJ CONF.
Average RPI Loss: 10		RECORD	PCT. RANK	GAMES	SCHEDULE	OF SCHEDULE	RPI	RPI	RPI	RPI
DIV. I ONLY		14- 5	50	5- 5	187	2	83	83	1	1
DIV. I NON-CONF.		11- 0	1	4- 0	336	47	92	92	1	1
TOTALS		RPI 1-25	RPI 26-50		W-L RECORDS		RPI 51-100	RPI 101-150	RPI 150+	
14- 5	0- 5	0- 0		OVERALL		3- 0	1- 0	10- 0		
11- 2	0- 2	0- 0		HOME		2- 0	0- 0	9- 0		
3- 3	0- 3	0- 0		AWAY		1- 0	1- 0	1- 0		
0- 0	0- 0	0- 0		NEUTRAL		0- 0	0- 0	0- 0		
11- 0	0- 0	0- 0		NON-CONFERENCE		1- 0	1- 0	9- 0		
10- 0	0- 0	0- 0		HOME		1- 0	0- 0	9- 0		
1- 0	0- 0	0- 0		AWAY		0- 0	1- 0	0- 0		
0- 0	0- 0	0- 0		NEUTRAL		0- 0	0- 0	0- 0		
3- 5	0- 5	0- 0		CONFERENCE		2- 0	0- 0	1- 0		
1- 2	0- 2	0- 0		HOME		1- 0	0- 0	0- 0		
2- 3	0- 3	0- 0		AWAY		1- 0	0- 0	1- 0		
0- 0	0- 0	0- 0		NEUTRAL		0- 0	0- 0	0- 0		

RPI S	Opponent	Score	RPI S	Opponent	Score	RPI S	Opponent	Score	RPI S	Opponent	Score
6	H Stanford	62 64				56	A Utah	77 65	109	A North Carolina	79 77
7	A UCLA	69 80				60	H California	69 59	151	H Hampton	86 51
9	A Oregon St.	33 60				73	H UC Riverside	95 81	171	A Colorado	59 46
9	H Oregon St.	45 59							186	H North Dakota	77 51
19	A Southern California	67 74							203	H Seattle	82 62
									226	H Utah Valley	79 68
									231	H Clemson	69 56
									237	H San Jose St.	104 74
									247	H UC Santa Barbara	79 51
									271	H Portland	93 52
									336	H Portland St.	122 59
LAST 12 Division I GAMES:											
56	A Utah	77 65	19	A Southern California	67 74						
171	A Colorado	59 46	7	A UCLA	69 80						
60	H California	69 59	203	H Seattle	82 62						
6	H Stanford	62 64	336	H Portland St.	122 59						
9	H Oregon St.	45 59	73	H UC Riverside	95 81						
9	A Oregon St.	33 60	271	H Portland	93 52						

Non-Div I Games:

Oregon

■ Loss,
 ■ Non-Conf, S Site,
 ■ Home
 ■ Away
 N Neutral

Average RPI Win:	124	WON-LOST	WINNING	LAST 10	STRENGTH OF	OPP. STRENGTH	TEAM	ADJ.	CONF.	ADJ CONF.
Average RPI Loss:	6	RECORD	PCT. RANK	GAMES	SCHEDULE	OF SCHEDULE	RPI	RPI	RPI	RPI
DIV. I ONLY	16- 3	21	8- 2	38	4	9	9	1	1	
DIV. I NON-CONF.	9- 2	38	2- 2	121	13	40	40	1	1	
TOTALS	RPI 1-25	RPI 26-50	W-L RECORDS	RPI 51-100	RPI 101-150	RPI 150+				
16- 3	2- 3	0- 0	OVERALL	7- 0	2- 0	5- 0				
8- 1	1- 1	0- 0	HOME	3- 0	1- 0	3- 0				
6- 2	1- 2	0- 0	AWAY	3- 0	0- 0	2- 0				
2- 0	0- 0	0- 0	NEUTRAL	1- 0	1- 0	0- 0				
9- 2	0- 2	0- 0	NON-CONFERENCE	3- 0	2- 0	4- 0				
5- 1	0- 1	0- 0	HOME	1- 0	1- 0	3- 0				
2- 1	0- 1	0- 0	AWAY	1- 0	0- 0	1- 0				
2- 0	0- 0	0- 0	NEUTRAL	1- 0	1- 0	0- 0				
7- 1	2- 1	0- 0	CONFERENCE	4- 0	0- 0	1- 0				
3- 0	1- 0	0- 0	HOME	2- 0	0- 0	0- 0				
4- 1	1- 1	0- 0	AWAY	2- 0	0- 0	1- 0				
0- 0	0- 0	0- 0	NEUTRAL	0- 0	0- 0	0- 0				

RPI 1-25				Team's RPI: 9				RPI 26-50				RPI 51-100				RPI 101+			
RPI	S	Opponent	Score					RPI	S	Opponent	Score	RPI	S	Opponent	Score	RPI	S	Opponent	Score
1	A	Notre Dame	61 62									56	A	Utah	62 53	123	H	Idaho	69 44
6	H	Stanford	58 50									60	H	California	70 48	126	N	Arkansas	63 47
7	A	UCLA	51 71									72	N	Hofstra	73 50	171	A	Colorado	61 47
11	H	Tennessee	50 53									73	H	UC Riverside	86 65	181	H	Cal Poly	80 43
19	A	Southern California	57 49									83	A	Oregon	59 45	262	H	CSU Bakersfield	75 51
												83	H	Oregon	60 33	271	A	Portland	94 50
												92	A	Marquette	65 58	304	H	Longwood	110 45
LAST 12 Division I GAMES:																			
171	A	Colorado	61 47					7	A	UCLA	51 71								
56	A	Utah	62 53					19	A	Southern California	57 49								
6	H	Stanford	58 50					1	A	Notre Dame	61 62								
60	H	California	70 48					181	H	Cal Poly	80 43								
83	A	Oregon	59 45					11	H	Tennessee	50 53								
83	H	Oregon	60 33					262	H	CSU Bakersfield	75 51								

Non-Div I Games:

Oregon St.

RPI 1-25				RPI 26-50				RPI 51-100				RPI 101+				Team's RPI: 145	
RPI	S	Opponent	Score	RPI	S	Opponent	Score	RPI	S	Opponent	Score	RPI	S	Opponent	Score		
16	A	BYU	62 79	50	H	St. Mary's (CA)	73 82	64	A	San Diego	56 69	109	A	North Carolina	66 63		
								68	A	Santa Clara	52 76	116	H	San Francisco	70 57		
								76	A	Gonzaga	61 68	159	H	Long Beach St.	60 68		
								84	A	Arizona	56 69	199	A	UC Davis	66 53		
												209	A	Gardner-Webb	84 77		
												215	A	Utah St.	70 78		
												222	A	Montana	54 64		
												237	H	San Jose St.	81 69		
												249	H	Loyola Marymount	60 63		
												252	H	Pepperdine	65 62		
												262	A	CSU Bakersfield	80 74		
												271	A	Portland	72 64		
												320	H	Nevada	74 52		
LAST 12 Division I GAMES:																	
				76	A	Gonzaga	61 68	64	A	San Diego	56 69						
				271	A	Portland	72 64	116	H	San Francisco	70 57						
				50	H	St. Mary's (CA)	73 82	68	A	Santa Clara	52 76						
				249	H	Loyola Marymount	60 63	320	H	Nevada	74 52						
				252	H	Pepperdine	65 62	237	H	San Jose St.	81 69						
				16	A	BYU	62 79	84	A	Arizona	56 69						

Pacific

Page 221

Average RPI Loss: 61

Average RPI Win:	191	WON-LOST	WINNING	LAST 10	STRENGTH OF	OPP. STRENGTH	TEAM	ADJ.	CONF.	ADJ CONF.
Average RPI Loss:	61	RECORD	PCT. RANK	GAMES	SCHEDULE	OF SCHEDULE	RPI	RPI	RPI	RPI
DIV. I ONLY		11- 2	20	8- 1	153	149	57	57	12	12
DIV. I NON-CONF.		10- 2	33	9- 1	202	164	74	74	13	13
TOTALS	RPI 1-25		RPI 26-50		W-L RECORDS	RPI 51-100		RPI 101-150		RPI 150+
11- 2	0- 0		0- 1		OVERALL	4- 1		0- 0		7- 0
6- 1	0- 0		0- 1		HOME	3- 0		0- 0		3- 0
5- 1	0- 0		0- 0		AWAY	1- 1		0- 0		4- 0
0- 0	0- 0		0- 0		NEUTRAL	0- 0		0- 0		0- 0
10- 2	0- 0		0- 1		NON-CONFERENCE	3- 1		0- 0		7- 0
5- 1	0- 0		0- 1		HOME	2- 0		0- 0		3- 0
5- 1	0- 0		0- 0		AWAY	1- 1		0- 0		4- 0
0- 0	0- 0		0- 0		NEUTRAL	0- 0		0- 0		0- 0
1- 0	0- 0		0- 0		CONFERENCE	1- 0		0- 0		0- 0
1- 0	0- 0		0- 0		HOME	1- 0		0- 0		0- 0
0- 0	0- 0		0- 0		AWAY	0- 0		0- 0		0- 0
0- 0	0- 0		0- 0		NEUTRAL	0- 0		0- 0		0- 0

RPI 1-25				RPI 26-50				RPI 51-100				Team's RPI: 57				RPI 101+			
RPI	S	Opponent	Score	RPI	S	Opponent	Score	RPI	S	Opponent	Score	RPI	S	Opponent	Score	RPI	S	Opponent	Score
				39	H	Duke	50 57	58	H	Princeton	50 48	155	A	Hawaii	64 54				
								62	H	Colorado St.	49 48	197	A	UMBC	81 46				
								82	A	Saint Joseph's	46 50	246	A	New Hampshire	67 60				
								94	A	Temple	60 54	253	H	Navy	57 43				
								96	H	Drexel	72 67	272	A	La Salle	78 68				
												332	H	Lafayette	54 37				
												340	H	Wagner	78 50				
LAST 12 Division I GAMES:																			
				94	A	Temple	60 54	82	A	Saint Joseph's	46 50								
				272	A	La Salle	78 68	253	H	Navy	57 43								
				58	H	Princeton	50 48	62	H	Colorado St.	49 48								
				155	A	Hawaii	64 54	246	A	New Hampshire	67 60								
				340	H	Wagner	78 50	332	H	Lafayette	54 37								
				96	H	Drexel	72 67	197	A	UMBC	81 46								

Non-Div I Games:	BYU-Hawaii	73	41
------------------	------------	----	----

Penn

■ Loss, ■ Non-Conf, S Site, H Home A Away N Neutral

Average RPI Win:	171	WON-LOST	WINNING	LAST 10	STRENGTH OF	OPP. STRENGTH	TEAM	ADJ.	CONF.	ADJ CONF.
Average RPI Loss:	79	RECORD	PCT. RANK	GAMES	SCHEDULE	OF SCHEDULE	RPI	RPI	RPI	RPI
DIV. I ONLY	8- 11	211	0- 1	52	44	129	129	4	4	
DIV. I NON-CONF.	5- 6	180	0- 1	69	111	153	153	4	4	
TOTALS	RPI 1-25	RPI 26-50	W-L RECORDS	RPI 51-100	RPI 101-150	RPI 150+				
8- 11	0- 3	1- 2	OVERALL	1- 4	2- 0	4- 2				
6- 4	0- 1	0- 0	HOME	1- 3	1- 0	4- 0				
2- 6	0- 1	1- 2	AWAY	0- 1	1- 0	0- 2				
0- 1	0- 1	0- 0	NEUTRAL	0- 0	0- 0	0- 0				
5- 6	0- 2	0- 2	NON-CONFERENCE	0- 1	1- 0	4- 1				
5- 1	0- 0	0- 0	HOME	0- 1	1- 0	4- 0				
0- 4	0- 1	0- 2	AWAY	0- 0	0- 0	0- 1				
0- 1	0- 1	0- 0	NEUTRAL	0- 0	0- 0	0- 0				
3- 5	0- 1	1- 0	CONFERENCE	1- 3	1- 0	0- 1				
1- 3	0- 1	0- 0	HOME	1- 2	0- 0	0- 0				
2- 2	0- 0	1- 0	AWAY	0- 1	1- 0	0- 1				
0- 0	0- 0	0- 0	NEUTRAL	0- 0	0- 0	0- 0				

RPI S	Opponent	Score	RPI S	Opponent	Score	RPI S	Opponent	Score	RPI S	Opponent	Score	Team's RPI: 129
11	A Tennessee	66 74	30	A St. Bonaventure	60 70	59	H Nebraska	78 83	102	H Youngstown St.	68 51	
16	N BYU	51 63	36	A South Fla.	79 101	69	H Northwestern	79 72	134	A Illinois	65 56	
21	H Michigan St.	55 71	48	A Iowa	82 69	75	H Virginia Tech	59 64	165	A Wisconsin	62 82	
						78	H Michigan	87 91	194	H Fordham	75 59	
						95	A Minnesota	85 98	257	H Sacred Heart	83 46	
									265	H Holy Cross	86 82	
									287	A CSUN	73 81	
									300	H Central Conn. St.	73 47	
LAST 12 Division I GAMES:												
16	N BYU	51 63	21	H Michigan St.	55 71							
134	A Illinois	65 56	95	A Minnesota	85 98							
48	A Iowa	82 69	69	H Northwestern	79 72							
78	H Michigan	87 91	257	H Sacred Heart	83 46							
59	H Nebraska	78 83	30	A St. Bonaventure	60 70							
165	A Wisconsin	62 82	102	H Youngstown St.	68 51							

Non-Div I Games:

Penn St.

Pepperdine

Through Games Of Jan. 24, 2016

Average RPI Win:	280	WON-LOST	WINNING	LAST 10	STRENGTH OF	OPP. STRENGTH	TEAM	ADJ.	CONF.	ADJ CONF.
Average RPI Loss:	113	RECORD	PCT. RANK	GAMES	SCHEDULE	OF SCHEDULE	RPI	RPI	RPI	RPI
DIV. I ONLY	5- 14	288	0- 1	139	140	252	252	8	8	
DIV. I NON-CONF.	4- 6	201	0- 1	242	230	237	237	9	9	
TOTALS	RPI 1-25	RPI 26-50	W-L RECORDS	RPI 51-100	RPI 101-150	RPI 150+				
5- 14	0- 1	0- 2	OVERALL	0- 4	0- 3	5- 4				
4- 4	0- 0	0- 0	HOME	0- 2	0- 1	4- 1				
1- 9	0- 1	0- 2	AWAY	0- 2	0- 2	1- 2				
0- 1	0- 0	0- 0	NEUTRAL	0- 0	0- 0	0- 1				
4- 6	0- 0	0- 1	NON-CONFERENCE	0- 1	0- 1	4- 3				
3- 1	0- 0	0- 0	HOME	0- 0	0- 0	3- 1				
1- 4	0- 0	0- 1	AWAY	0- 1	0- 1	1- 1				
0- 1	0- 0	0- 0	NEUTRAL	0- 0	0- 0	0- 1				
1- 8	0- 1	0- 1	CONFERENCE	0- 3	0- 2	1- 1				
1- 3	0- 0	0- 0	HOME	0- 2	0- 1	1- 0				
0- 5	0- 1	0- 1	AWAY	0- 1	0- 1	0- 1				
0- 0	0- 0	0- 0	NEUTRAL	0- 0	0- 0	0- 0				

RPI S	Opponent	Score	RPI S	Opponent	Score	RPI S	Opponent	Score	RPI S	Opponent	Score	Team's RPI: 252
16	A BYU	64 69	44	A Albany (NY)	49 64	64	A San Diego	55 74	116	H San Francisco	74 81	
			50	A St. Mary's (CA)	72 88	68	H Santa Clara	60 62	145	A Pacific	62 65	
						76	H Gonzaga	57 74	147	A New Mexico	52 60	
						80	A Army West Point	53 63	158	N George Mason	63 71	
									181	H Cal Poly	47 61	
									185	A UNLV	63 83	
									247	H UC Santa Barbara	71 69	
									249	A Loyola Marymount	69 79	
									262	A CSU Bakersfield	76 73	
									271	H Portland	74 62	
									286	H Denver	64 60	
									333	H Cal St. Fullerton	81 75	
LAST 12 Division I GAMES:												
158	N George Mason	63 71	145	A Pacific	62 65							
16	A BYU	64 69	249	A Loyola Marymount	69 79							
64	A San Diego	55 74	271	H Portland	74 62							
116	H San Francisco	74 81	76	H Gonzaga	57 74							
68	H Santa Clara	60 62	147	A New Mexico	52 60							
50	A St. Mary's (CA)	72 88	262	A CSU Bakersfield	76 73							

Non-Div I Games: Alas. Anchorage 61 94

Pepperdine

Loss, Non-Conf, S Site, H Home A Away N Neutral

Average RPI Win:	255	WON-LOST	WINNING	LAST 10	STRENGTH OF	OPP. STRENGTH	TEAM	ADJ.	CONF.	ADJ CONF.
Average RPI Loss:	41	RECORD	PCT. RANK	GAMES	SCHEDULE	OF SCHEDULE	RPI	RPI	RPI	RPI
DIV. I ONLY	9- 11	197	3- 7	58	79	132	132	5	5	
DIV. I NON-CONF.	8- 5	118	3- 2	224	192	167	167	5	5	
TOTALS	RPI 1-25	RPI 26-50	W-L RECORDS	RPI 51-100	RPI 101-150	RPI 150+				
9- 11	0- 5	0- 2	OVERALL	1- 4	0- 0	8- 0				
6- 4	0- 3	0- 1	HOME	0- 0	0- 0	6- 0				
2- 5	0- 1	0- 1	AWAY	1- 3	0- 0	1- 0				
1- 2	0- 1	0- 0	NEUTRAL	0- 1	0- 0	1- 0				
8- 5	0- 2	0- 0	NON-CONFERENCE	0- 3	0- 0	8- 0				
6- 1	0- 1	0- 0	HOME	0- 0	0- 0	6- 0				
1- 2	0- 0	0- 0	AWAY	0- 2	0- 0	1- 0				
1- 2	0- 1	0- 0	NEUTRAL	0- 1	0- 0	1- 0				
1- 6	0- 3	0- 2	CONFERENCE	1- 1	0- 0	0- 0				
0- 3	0- 2	0- 1	HOME	0- 0	0- 0	0- 0				
1- 3	0- 1	0- 1	AWAY	1- 1	0- 0	0- 0				
0- 0	0- 0	0- 0	NEUTRAL	0- 0	0- 0	0- 0				

RPI S	Opponent	Score	RPI S	Opponent	Score	RPI S	Opponent	Score	RPI S	Opponent	Score	Team's RPI: 132
1	H Notre Dame	55 65	45	H North Carolina St.	76 78	58	A Princeton	47 61	168	N Old Dominion	67 58	
14	H Florida St.	55 66	49	A Miami (FL)	55 79	65	N South Dakota St.	54 55	240	H American	76 58	
22	A Syracuse	48 71				74	A Boston College	43 54	265	H Holy Cross	56 50	
24	H Duquesne	65 79				78	A Michigan	45 82	275	A Saint Francis (PA)	74 59	
25	N Maryland	49 70				85	A Virginia	58 55	290	H Rider	75 44	
									297	H Delaware St.	77 43	
									337	H Mt. St. Mary's	74 57	
									340	H Wagner	67 41	
LAST 12 Division I GAMES:												
85	A Virginia	58 55	1	H Notre Dame	55 65							
74	A Boston College	43 54	24	H Duquesne	65 79							
14	H Florida St.	55 66	240	H American	76 58							
22	A Syracuse	48 71	290	H Rider	75 44							
45	H North Carolina St.	76 78	58	A Princeton	47 61							
49	A Miami (FL)	55 79	337	H Mt. St. Mary's	74 57							

Non-Div I Games:

Pittsburgh

■ Loss,
■ Non-Conf, S Site,
■ Home
■ Away
N Neutral

Average RPI Win:	336	WON-LOST	WINNING	LAST 10	STRENGTH OF	OPP. STRENGTH	TEAM	ADJ.	CONF.	ADJ CONF.
Average RPI Loss:	130	RECORD	PCT. RANK	GAMES	SCHEDULE	OF SCHEDULE	RPI	RPI	RPI	RPI
DIV. I ONLY	1- 18	345	0- 10	60	173	271	271	8	8	
DIV. I NON-CONF.	1- 9	325	0- 3	88	293	271	271	9	9	
TOTALS	RPI 1-25	RPI 26-50	W-L RECORDS	RPI 51-100	RPI 101-150	RPI 150+				
1- 18	0- 3	0- 1	OVERALL	0- 4	0- 2	1- 8				
0- 10	0- 1	0- 1	HOME	0- 2	0- 2	0- 4				
1- 8	0- 2	0- 0	AWAY	0- 2	0- 0	1- 4				
0- 0	0- 0	0- 0	NEUTRAL	0- 0	0- 0	0- 0				
1- 9	0- 2	0- 0	NON-CONFERENCE	0- 1	0- 0	1- 6				
0- 5	0- 1	0- 0	HOME	0- 0	0- 0	0- 4				
1- 4	0- 1	0- 0	AWAY	0- 1	0- 0	1- 2				
0- 0	0- 0	0- 0	NEUTRAL	0- 0	0- 0	0- 0				
0- 9	0- 1	0- 1	CONFERENCE	0- 3	0- 2	0- 2				
0- 5	0- 0	0- 1	HOME	0- 2	0- 2	0- 0				
0- 4	0- 1	0- 0	AWAY	0- 1	0- 0	0- 2				
0- 0	0- 0	0- 0	NEUTRAL	0- 0	0- 0	0- 0				

RPI S	Opponent	Score	RPI S	Opponent	Score	RPI S	Opponent	Score	RPI S	Opponent	Score	Team's RPI: 271
9	H Oregon St.	50 94	50	H St. Mary's (CA)	51 78	64	A San Diego	43 71	116	H San Francisco	63 82	
16	A BYU	66 78				68	H Santa Clara	45 67	145	H Pacific	64 72	
17	A Washington	65 83				76	H Gonzaga	63 71	154	H Boise St.	49 89	
						83	A Oregon	52 93	163	A Montana St.	57 86	
									176	H Weber St.	55 57	
									199	H UC Davis	47 72	
									222	A Montana	67 90	
									249	A Loyola Marymount	52 62	
									252	A Pepperdine	62 74	
									287	H CSUN	62 68	
									336	A Portland St.	69 53	
LAST 12 Division I GAMES:												
50	H St. Mary's (CA)	51 78	68	H Santa Clara	45 67							
145	H Pacific	64 72	252	A Pepperdine	62 74							
16	A BYU	66 78	249	A Loyola Marymount	52 62							
64	A San Diego	43 71	287	H CSUN	62 68							
76	H Gonzaga	63 71	83	A Oregon	52 93							
116	H San Francisco	63 82	154	H Boise St.	49 89							

Non-Div I Games: Willamette 73 54

Portland

■ Loss,
 ■ Non-Conf, S Site,
 ■ Home
 ■ Away
 N Neutral

Average RPI Win:	287	WON-LOST	WINNING	LAST 10	STRENGTH OF	OPP. STRENGTH	TEAM	ADJ.	CONF.	ADJ CONF.
Average RPI Loss:	177	RECORD	PCT. RANK	GAMES	SCHEDULE	OF SCHEDULE	RPI	RPI	RPI	RPI
DIV. I ONLY	1- 14	342	1- 8	214	281	336	336	18	18	
DIV. I NON-CONF.	1- 8	320	1- 4	249	273	337	337	20	20	
TOTALS	RPI 1-25	RPI 26-50	W-L RECORDS	RPI 51-100	RPI 101-150	RPI 150+				
1- 14	0- 0	0- 0	OVERALL	0- 3	0- 1	1- 10				
1- 6	0- 0	0- 0	HOME	0- 0	0- 0	1- 6				
0- 8	0- 0	0- 0	AWAY	0- 3	0- 1	0- 4				
0- 0	0- 0	0- 0	NEUTRAL	0- 0	0- 0	0- 0				
1- 8	0- 0	0- 0	NON-CONFERENCE	0- 3	0- 0	1- 5				
1- 3	0- 0	0- 0	HOME	0- 0	0- 0	1- 3				
0- 5	0- 0	0- 0	AWAY	0- 3	0- 0	0- 2				
0- 0	0- 0	0- 0	NEUTRAL	0- 0	0- 0	0- 0				
0- 6	0- 0	0- 0	CONFERENCE	0- 0	0- 1	0- 5				
0- 3	0- 0	0- 0	HOME	0- 0	0- 0	0- 3				
0- 3	0- 0	0- 0	AWAY	0- 0	0- 1	0- 2				
0- 0	0- 0	0- 0	NEUTRAL	0- 0	0- 0	0- 0				

RPI S	Opponent	Score	RPI S	Opponent	Score	RPI S	Opponent	Score	RPI S	Opponent	Score	Team's RPI: 336
						65	A South Dakota St.	65 74	130	A Idaho St.	70 71	
						81	A South Dakota	61 103	159	A Long Beach St.	71 89	
						83	A Oregon	59 122	163	H Montana St.	59 106	
									176	A Weber St.	73 102	
									196	A Sacramento St.	91 132	
									196	H Sacramento St.	78 126	
									199	H UC Davis	70 82	
									203	H Seattle	64 85	
									222	H Montana	58 79	
									271	H Portland	53 69	
									287	H CSUN	83 77	
									333	A Cal St. Fullerton	69 84	
LAST 12 Division I GAMES:												
196	H Sacramento St.	78 126	287	H CSUN	83 77							
130	A Idaho St.	70 71	83	A Oregon	59 122							
176	A Weber St.	73 102	203	H Seattle	64 85							
163	H Montana St.	59 106	81	A South Dakota	61 103							
222	H Montana	58 79	65	A South Dakota St.	65 74							
196	A Sacramento St.	91 132	199	H UC Davis	70 82							

Non-Div I Games: Warner Pacific 64 76 Corban 90 76

Portland St.

Loss, Non-Conf, S Site, H Home A Away N Neutral

Prairie View

Through Games Of Jan. 24, 2016

Average RPI Win:	294	WON-LOST	WINNING	LAST 10	STRENGTH OF	OPP. STRENGTH	TEAM	ADJ.	CONF.	ADJ CONF.
Average RPI Loss:	182	RECORD	PCT. RANK	GAMES	SCHEDULE	OF SCHEDULE	RPI	RPI	RPI	RPI
DIV. I ONLY	6- 8	209	3- 7	336	293	263	263	32	32	
DIV. I NON-CONF.	3- 5	218	2- 4	292	191	224	224	30	30	
TOTALS	RPI 1-25	RPI 26-50	W-L RECORDS	RPI 51-100	RPI 101-150	RPI 150+				
6- 8	0- 1	0- 0	OVERALL	0- 1	0- 1	6- 5				
3- 1	0- 0	0- 0	HOME	0- 0	0- 0	3- 1				
3- 6	0- 1	0- 0	AWAY	0- 0	0- 0	3- 0				
0- 1	0- 0	0- 0	NEUTRAL	0- 0	0- 0	0- 1				
3- 5	0- 1	0- 0	NON-CONFERENCE	0- 1	0- 1	3- 2				
1- 0	0- 0	0- 0	HOME	0- 0	0- 0	1- 0				
2- 4	0- 1	0- 0	AWAY	0- 1	0- 1	2- 1				
0- 1	0- 0	0- 0	NEUTRAL	0- 0	0- 0	0- 1				
3- 3	0- 0	0- 0	CONFERENCE	0- 0	0- 0	3- 3				
2- 1	0- 0	0- 0	HOME	0- 0	0- 0	2- 1				
1- 2	0- 0	0- 0	AWAY	0- 0	0- 0	1- 2				
0- 0	0- 0	0- 0	NEUTRAL	0- 0	0- 0	0- 0				

RPI 1-25				RPI 26-50				RPI 51-100				RPI 101+ Team's RPI: 263			
RPI	S	Opponent	Score	RPI	S	Opponent	Score	RPI	S	Opponent	Score	RPI	S	Opponent	Score
18	A	Texas A&M	30 88					97	A	TCU	60 69	101	A	Georgia Tech	48 96
												169	H	Southern U.	55 65
												183	A	Louisiana Tech	77 68
												192	A	Grambling	66 69
												251	A	Texas Southern	65 72
												292	A	Wichita St.	36 64
												295	H	Lamar	80 72
												301	A	Nicholls St.	81 70
												317	H	Alcorn	58 54
												326	A	Jackson St.	62 52
												334	N	North Dakota St.	58 79
												343	H	Ark.-Pine Bluff	70 55
LAST 12 Division I GAMES:															
343	H	Ark.-Pine Bluff	70 55	18	A	Texas A&M	30 88	334	N	North Dakota St.	58 79	292	A	Wichita St.	36 64
326	A	Jackson St.	62 52					101	A	Georgia Tech	48 96	295	H	Lamar	80 72
192	A	Grambling	66 69					183	A	Louisiana Tech	77 68				
251	A	Texas Southern	65 72												
169	H	Southern U.	55 65												
317	H	Alcorn	58 54												

Non-Div I Games: Howard Payne 86 46

Prairie View

Loss, Non-Conf, S Site, H Home A Away N Neutral

Presbyterian

Through Games Of Jan. 24, 2016

Average RPI Win:	275	WON-LOST	WINNING	LAST 10	STRENGTH OF	OPP. STRENGTH	TEAM	ADJ.	CONF.	ADJ CONF.
Average RPI Loss:	157	RECORD	PCT. RANK	GAMES	SCHEDULE	OF SCHEDULE	RPI	RPI	RPI	RPI
DIV. I ONLY	8- 7	155	7- 2	309	277	223	223	26	26	
DIV. I NON-CONF.	1- 5	304	1- 1	287	174	325	325	27	27	
TOTALS	RPI 1-25	RPI 26-50	W-L RECORDS	RPI 51-100	RPI 101-150	RPI 150+				
8- 7	0- 0	0- 0	OVERALL	0- 2	1- 1	7- 4				
4- 2	0- 0	0- 0	HOME	0- 0	1- 0	3- 2				
4- 5	0- 0	0- 0	AWAY	0- 2	0- 1	4- 2				
0- 0	0- 0	0- 0	NEUTRAL	0- 0	0- 0	0- 0				
1- 5	0- 0	0- 0	NON-CONFERENCE	0- 2	0- 1	1- 2				
1- 0	0- 0	0- 0	HOME	0- 0	0- 0	1- 0				
0- 5	0- 0	0- 0	AWAY	0- 2	0- 1	0- 2				
0- 0	0- 0	0- 0	NEUTRAL	0- 0	0- 0	0- 0				
7- 2	0- 0	0- 0	CONFERENCE	0- 0	1- 0	6- 2				
3- 2	0- 0	0- 0	HOME	0- 0	1- 0	2- 2				
4- 0	0- 0	0- 0	AWAY	0- 0	0- 0	4- 0				
0- 0	0- 0	0- 0	NEUTRAL	0- 0	0- 0	0- 0				

RPI 1-25			RPI 26-50			RPI 51-100			RPI 101+			Team's RPI: 223
RPI	S	Opponent	Score	RPI	S	Opponent	Score	RPI	S	Opponent	Score	
						51	A Vanderbilt	38	56	118	H Liberty	60 42
						75	A Virginia Tech	44	58	138	A East Carolina	57 84
										170	H UNC Asheville	63 72
										171	A Colorado	60 72
										201	H Radford	53 64
										260	H High Point	82 70
										282	A Campbell	69 45
										285	A Winthrop	59 48
										289	H Coastal Caro.	66 42
										296	A Kennesaw St.	47 49
										304	A Longwood	59 38
										315	A Charleston So.	63 49
										348	H N.C. Central	60 50
LAST 12 Division I GAMES:												
289	H	Coastal Caro.	66 42	260	H	High Point	82 70					
282	A	Campbell	69 45	348	H	N.C. Central	60 50					
285	A	Winthrop	59 48	171	A	Colorado	60 72					
118	H	Liberty	60 42	304	A	Longwood	59 38					
201	H	Radford	53 64	170	H	UNC Asheville	63 72					
315	A	Charleston So.	63 49	51	A	Vanderbilt	38 56					

Non-Div I Games: Warren Wilson 95 56 Columbia (SC) 104 37 Brevard 70 53

Presbyterian

Loss, Non-Conf, S Site, H Home A Away N Neutral

Average RPI Win:	194	WON-LOST	WINNING	LAST 10	STRENGTH OF	OPP. STRENGTH	TEAM	ADJ.	CONF.	ADJ CONF.
Average RPI Loss:	32	RECORD	PCT. RANK	GAMES	SCHEDULE	OF SCHEDULE	RPI	RPI	RPI	RPI
DIV. I ONLY	11- 4	62	7- 3	154	38	58	58	12	12	
DIV. I NON-CONF.	11- 3	55	9- 2	203	22	61	61	13	13	
TOTALS	RPI 1-25	RPI 26-50	W-L RECORDS	RPI 51-100	RPI 101-150	RPI 150+				
11- 4	1- 2	0- 1	OVERALL	1- 1	1- 0	8- 0				
7- 0	1- 0	0- 0	HOME	1- 0	1- 0	4- 0				
2- 4	0- 2	0- 1	AWAY	0- 1	0- 0	2- 0				
2- 0	0- 0	0- 0	NEUTRAL	0- 0	0- 0	2- 0				
11- 3	1- 2	0- 1	NON-CONFERENCE	1- 0	1- 0	8- 0				
7- 0	1- 0	0- 0	HOME	1- 0	1- 0	4- 0				
2- 3	0- 2	0- 1	AWAY	0- 0	0- 0	2- 0				
2- 0	0- 0	0- 0	NEUTRAL	0- 0	0- 0	2- 0				
0- 1	0- 0	0- 0	CONFERENCE	0- 1	0- 0	0- 0				
0- 0	0- 0	0- 0	HOME	0- 0	0- 0	0- 0				
0- 1	0- 0	0- 0	AWAY	0- 1	0- 0	0- 0				
0- 0	0- 0	0- 0	NEUTRAL	0- 0	0- 0	0- 0				

RPI S	Opponent	Score	RPI S	Opponent	Score	RPI S	Opponent	Score	RPI S	Opponent	Score
5	A Ohio St.	70 90	41	A Dayton	81 85	57	A Penn	48 50	132	H Pittsburgh	61 47
23	A Seton Hall	64 71				78	H Michigan	74 57	151	H Hampton	79 55
24	H Duquesne	94 66							194	H Fordham	55 44
									195	A Marist	77 44
									203	N Seattle	85 48
									240	H American	72 34
									290	A Rider	78 59
									308	H Monmouth	81 70
									314	N UC Irvine	83 42
LAST 12 Division I GAMES:											
57	A Penn	48 50	132	H Pittsburgh	61 47						
151	H Hampton	79 55	308	H Monmouth	81 70						
195	A Marist	77 44	78	H Michigan	74 57						
41	A Dayton	81 85	203	N Seattle	85 48						
5	A Ohio St.	70 90	314	N UC Irvine	83 42						
194	H Fordham	55 44	290	A Rider	78 59						

Non-Div I Games:

Princeton

Providence

Through Games Of Jan. 24, 2016

Average RPI Win:	234	WON-LOST	WINNING	LAST 10	STRENGTH OF	OPP. STRENGTH	TEAM	ADJ.	CONF.	ADJ CONF.
Average RPI Loss:	95	RECORD	PCT. RANK	GAMES	SCHEDULE	OF SCHEDULE	RPI	RPI	RPI	RPI
DIV. I ONLY	4- 15	310	1- 9	33	135	216	216	6	6	
DIV. I NON-CONF.	4- 6	201	2- 1	27	314	157	157	6	6	
TOTALS	RPI 1-25	RPI 26-50	W-L RECORDS	RPI 51-100	RPI 101-150	RPI 150+				
4- 15	0- 1	0- 3	OVERALL	0- 5	0- 3	4- 3				
3- 7	0- 1	0- 1	HOME	0- 2	0- 1	3- 2				
1- 8	0- 0	0- 2	AWAY	0- 3	0- 2	1- 1				
0- 0	0- 0	0- 0	NEUTRAL	0- 0	0- 0	0- 0				
4- 6	0- 0	0- 1	NON-CONFERENCE	0- 3	0- 0	4- 2				
3- 3	0- 0	0- 0	HOME	0- 2	0- 0	3- 1				
1- 3	0- 0	0- 1	AWAY	0- 1	0- 0	1- 1				
0- 0	0- 0	0- 0	NEUTRAL	0- 0	0- 0	0- 0				
0- 9	0- 1	0- 2	CONFERENCE	0- 2	0- 3	0- 1				
0- 4	0- 1	0- 1	HOME	0- 0	0- 1	0- 1				
0- 5	0- 0	0- 1	AWAY	0- 2	0- 2	0- 0				
0- 0	0- 0	0- 0	NEUTRAL	0- 0	0- 0	0- 0				

RPI S	Opponent	Score	RPI S	Opponent	Score	RPI S	Opponent	Score	RPI S	Opponent	Score	Team's RPI: 216
23	H Seton Hall	54 64	29	A DePaul	50 96	61	A Villanova	39 67	103	A Georgetown	53 63	
			34	H St. John's (NY)	61 80	71	H FGCU	41 50	111	A Creighton	48 72	
			44	A Albany (NY)	58 71	74	H Boston College	41 67	135	H Xavier	54 62	
						75	A Virginia Tech	46 62	162	H Butler	67 77	
						92	A Marquette	75 105	182	A Rhode Island	64 55	
									189	A Brown	47 57	
									218	H Hartford	69 50	
									225	H Richmond	50 57	
									227	H Bryant	88 78	
									308	H Monmouth	71 59	
LAST 12 Division I GAMES:												
29	A DePaul	50 96	61	A Villanova	39 67							
92	A Marquette	75 105	34	H St. John's (NY)	61 80							
111	A Creighton	48 72	23	H Seton Hall	54 64							
135	H Xavier	54 62	182	A Rhode Island	64 55							
162	H Butler	67 77	71	H FGCU	41 50							
103	A Georgetown	53 63	227	H Bryant	88 78							

Non-Div I Games:

Providence

■ Loss,
 ■ Non-Conf,
 ■ S Site,
 ■ H Home
 ■ A Away
 N Neutral

Average RPI Win:	126	WON-LOST	WINNING	LAST 10	STRENGTH OF	OPP. STRENGTH	TEAM	ADJ.	CONF.	ADJ CONF.
Average RPI Loss:	36	RECORD	PCT. RANK	GAMES	SCHEDULE	OF SCHEDULE	RPI	RPI	RPI	RPI
DIV. I ONLY	15- 4	38	8- 2	41	18	27	27	4	4	
DIV. I NON-CONF.	9- 2	38	4- 0	107	36	53	53	4	4	
TOTALS	RPI 1-25	RPI 26-50	W-L RECORDS	RPI 51-100	RPI 101-150	RPI 150+				
15- 4	1- 2	3- 0	OVERALL	5- 2	2- 0	4- 0				
10- 2	0- 0	3- 0	HOME	3- 2	1- 0	3- 0				
3- 1	0- 1	0- 0	AWAY	2- 0	0- 0	1- 0				
2- 1	1- 1	0- 0	NEUTRAL	0- 0	1- 0	0- 0				
9- 2	1- 1	2- 0	NON-CONFERENCE	1- 1	1- 0	4- 0				
6- 1	0- 0	2- 0	HOME	1- 1	0- 0	3- 0				
1- 0	0- 0	0- 0	AWAY	0- 0	0- 0	1- 0				
2- 1	1- 1	0- 0	NEUTRAL	0- 0	1- 0	0- 0				
6- 2	0- 1	1- 0	CONFERENCE	4- 1	1- 0	0- 0				
4- 1	0- 0	1- 0	HOME	2- 1	1- 0	0- 0				
2- 1	0- 1	0- 0	AWAY	2- 0	0- 0	0- 0				
0- 0	0- 0	0- 0	NEUTRAL	0- 0	0- 0	0- 0				

RPI 1-25				RPI 26-50				Team's RPI: 27				RPI 51-100				RPI 101+			
RPI	S	Opponent	Score	RPI	S	Opponent	Score	RPI	S	Opponent	Score	RPI	S	Opponent	Score	RPI	S	Opponent	Score
5	A	Ohio St.	70 90	41	H	Dayton	61 58	54	H	Indiana	63 53	107	N	LSU	69 52				
6	N	Stanford	65 71	43	H	Ball St.	73 63	59	H	Nebraska	61 62	134	H	Illinois	69 65				
15	N	Louisville	62 60	48	H	Iowa	90 73	69	A	Northwestern	85 71	219	H	Ill.-Chicago	62 51				
								74	H	Boston College	56 58	284	H	Incarnate Word	95 27				
								78	A	Michigan	65 63	303	H	Jacksonville St.	67 48				
								91	H	Maine	56 33	311	A	North Florida	70 47				
								95	H	Minnesota	84 72								
LAST 12 Division I GAMES:																			
48	H	Iowa	90 73	134	H	Illinois	69 65												
59	H	Nebraska	61 62	78	A	Michigan	65 63												
5	A	Ohio St.	70 90	91	H	Maine	56 33												
95	H	Minnesota	84 72	43	H	Ball St.	73 63												
54	H	Indiana	63 53	284	H	Incarnate Word	95 27												
69	A	Northwestern	85 71	41	H	Dayton	61 58												

Non-Div I Games:

Purdue

Average RPI Win: 224		WON-LOST	WINNING	LAST 10	STRENGTH OF	OPP. STRENGTH	TEAM	ADJ.	CONF.	ADJ CONF.
Average RPI Loss: 157		RECORD	PCT. RANK	GAMES	SCHEDULE	OF SCHEDULE	RPI	RPI	RPI	RPI
DIV. I ONLY		11- 7	109	7- 3	211	232	128	128	24	24
DIV. I NON-CONF.		5- 4	138	1- 2	112	167	104	104	24	24
TOTALS		RPI 1-25	RPI 26-50		W-L RECORDS		RPI 51-100	RPI 101-150	RPI 150+	
11- 7	0- 0	0- 0		OVERALL		1- 3	0- 1		10- 3	
6- 1	0- 0	0- 0		HOME		1- 0	0- 0		5- 1	
5- 5	0- 0	0- 0		AWAY		0- 0	0- 0		5- 1	
0- 1	0- 0	0- 0		NEUTRAL		0- 0	0- 1		0- 0	
5- 4		0- 0	0- 0		NON-CONFERENCE		1- 3	0- 1		4- 0
3- 0		0- 0	0- 0		HOME		1- 0	0- 0		2- 0
2- 3		0- 0	0- 0		AWAY		0- 3	0- 0		2- 0
0- 1		0- 0	0- 0		NEUTRAL		0- 0	0- 1		0- 0
6- 3		0- 0	0- 0		CONFERENCE		0- 0	0- 0		6- 3
3- 1		0- 0	0- 0		HOME		0- 0	0- 0		3- 1
3- 2		0- 0	0- 0		AWAY		0- 0	0- 0		3- 2
0- 0		0- 0	0- 0		NEUTRAL		0- 0	0- 0		0- 0

RPI 1-25				RPI 26-50				RPI 51-100				RPI 101+				Team's RPI: 128	
RPI	S	Opponent	Score	RPI	S	Opponent	Score	RPI	S	Opponent	Score	RPI	S	Opponent	Score		
								71	A	FGCU	70	71	103	N	Georgetown	68	80
								80	A	Army West Point	57	67	179	A	Northeastern	71	60
								94	H	Temple	58	56	195	A	Marist	47	56
								96	A	Drexel	49	62	202	A	Canisius	80	68
													202	H	Canisius	63	54
													214	H	Siena	94	52
													218	H	Hartford	71	69
													229	A	Fairfield	64	55
													243	H	Manhattan	42	52
													265	H	Holy Cross	74	61
													280	A	Niagara	61	54
													288	A	Vermont	77	65
													290	H	Rider	64	51
													308	A	Monmouth	60	63
LAST 12 Division I GAMES:																	
				214	H	Siena	94 52	308	A	Monmouth	60	63					
				229	A	Fairfield	64 55	71	A	FGCU	70	71					
				202	A	Canisius	80 68	96	A	Drexel	49	62					
				280	A	Niagara	61 54	179	A	Northeastern	71	60					
				202	H	Canisius	63 54	243	H	Manhattan	42	52					
				290	H	Rider	64 51	195	A	Marist	47	56					

Non-Div I Games:

Quinnipiac

Loss, Non-Conf, S Site, H Home A Away N Neutral

Average RPI Win:	254	WON-LOST	WINNING	LAST 10	STRENGTH OF	OPP. STRENGTH	TEAM	ADJ.	CONF.	ADJ CONF.
Average RPI Loss:	153	RECORD	PCT. RANK	GAMES	SCHEDULE	OF SCHEDULE	RPI	RPI	RPI	RPI
DIV. I ONLY	8- 8	169	6- 4	246	257	201	201	26	26	
DIV. I NON-CONF.	2- 5	253	0- 3	77	134	199	199	27	27	
TOTALS	RPI 1-25	RPI 26-50	W-L RECORDS	RPI 51-100	RPI 101-150	RPI 150+				
8- 8	0- 0	0- 1	OVERALL	0- 1	0- 3	8- 3				
6- 1	0- 0	0- 0	HOME	0- 0	0- 1	6- 0				
2- 7	0- 0	0- 1	AWAY	0- 1	0- 2	2- 3				
0- 0	0- 0	0- 0	NEUTRAL	0- 0	0- 0	0- 0				
2- 5	0- 0	0- 1	NON-CONFERENCE	0- 1	0- 2	2- 1				
2- 0	0- 0	0- 0	HOME	0- 0	0- 0	2- 0				
0- 5	0- 0	0- 1	AWAY	0- 1	0- 2	0- 1				
0- 0	0- 0	0- 0	NEUTRAL	0- 0	0- 0	0- 0				
6- 3	0- 0	0- 0	CONFERENCE	0- 0	0- 1	6- 2				
4- 1	0- 0	0- 0	HOME	0- 0	0- 1	4- 0				
2- 2	0- 0	0- 0	AWAY	0- 0	0- 0	2- 2				
0- 0	0- 0	0- 0	NEUTRAL	0- 0	0- 0	0- 0				

RPI 1-25			RPI 26-50			RPI 51-100			RPI 101+ Team's RPI: 201		
RPI	S	Opponent	Score	RPI	S	Opponent	Score	RPI	S	Opponent	Score
				45	A	North Carolina St.	52 67	75	A	Virginia Tech	40 47
								102	A	Youngstown St.	53 54
								118	H	Liberty	43 49
								135	A	Xavier	56 63
								158	H	George Mason	66 63
								175	H	Davidson	79 68
								209	A	Gardner-Webb	50 54
								223	A	Presbyterian	64 53
								260	A	High Point	66 71
								281	A	Wofford	70 79
								282	H	Campbell	62 59
								285	H	Winthrop	66 44
								289	H	Coastal Caro.	61 45
								304	A	Longwood	79 67
								315	H	Charleston So.	55 40
LAST 12 Division I GAMES:											
209	A	Gardner-Webb	50 54	118	H	Liberty	43 49				
315	H	Charleston So.	55 40	289	H	Coastal Caro.	61 45				
304	A	Longwood	79 67	75	A	Virginia Tech	40 47				
282	H	Campbell	62 59	281	A	Wofford	70 79				
285	H	Winthrop	66 44	135	A	Xavier	56 63				
223	A	Presbyterian	64 53	260	A	High Point	66 71				

Non-Div I Games: Concord 92 36 Lees-McRae 84 39

Radford

Rhode Island

Through Games Of Jan. 24, 2016

Average RPI Win:	263	WON-LOST	WINNING	LAST 10	STRENGTH OF	OPP. STRENGTH	TEAM	ADJ.	CONF.	ADJ CONF.
Average RPI Loss:	100	RECORD	PCT. RANK	GAMES	SCHEDULE	OF SCHEDULE	RPI	RPI	RPI	RPI
DIV. I ONLY	9- 9	169	5- 5	170	212	182	182	9	9	
DIV. I NON-CONF.	6- 6	160	4- 2	282	281	229	229	8	8	
TOTALS	RPI 1-25	RPI 26-50	W-L RECORDS	RPI 51-100	RPI 101-150	RPI 150+				
9- 9	0- 2	0- 3	OVERALL	0- 0	0- 0	9- 4				
4- 5	0- 2	0- 2	HOME	0- 0	0- 0	4- 1				
5- 3	0- 0	0- 1	AWAY	0- 0	0- 0	5- 2				
0- 1	0- 0	0- 0	NEUTRAL	0- 0	0- 0	0- 1				
6- 6	0- 1	0- 1	NON-CONFERENCE	0- 0	0- 0	6- 4				
3- 3	0- 1	0- 1	HOME	0- 0	0- 0	3- 1				
3- 2	0- 0	0- 0	AWAY	0- 0	0- 0	3- 2				
0- 1	0- 0	0- 0	NEUTRAL	0- 0	0- 0	0- 1				
3- 3	0- 1	0- 2	CONFERENCE	0- 0	0- 0	3- 0				
1- 2	0- 1	0- 1	HOME	0- 0	0- 0	1- 0				
2- 1	0- 0	0- 1	AWAY	0- 0	0- 0	2- 0				
0- 0	0- 0	0- 0	NEUTRAL	0- 0	0- 0	0- 0				

RPI	S	Opponent	Score	RPI	S	Opponent	Score	RPI	S	Opponent	Score	RPI	S	Opponent	Score	Team's RPI: 182
22	H	Syracuse	54 57	30	H	St. Bonaventure	56 69					151	N	Hampton	54 59	
24	H	Duquesne	70 79	33	A	George Washington	52 68					175	H	Davidson	78 62	
				44	H	Albany (NY)	58 67					188	A	Marshall	62 72	
												189	A	Brown	63 67	
												199	H	Columbia	57 56	
												204	H	Harvard	56 52	
												216	H	Providence	55 64	
												225	A	Richmond	57 50	
												272	A	La Salle	72 61	
												305	A	Dartmouth	57 41	
												316	A	FIU	68 50	
												322	H	UMass Lowell	72 64	
												347	A	Boston U.	57 41	
LAST 12 Division I GAMES:																
175	H	Davidson	78 62	151	N	Hampton	54 59									
272	A	La Salle	72 61	316	A	FIU	68 50									
24	H	Duquesne	70 79	216	H	Providence	55 64									
225	A	Richmond	57 50	199	H	Columbia	57 56									
33	A	George Washington	52 68	347	A	Boston U.	57 41									
30	H	St. Bonaventure	56 69	305	A	Dartmouth	57 41									

Non-Div I Games:

Rhode Island

■ Loss,
■ Non-Conf,
■ S Site,
■ H Home
■ A Away
N Neutral

Average RPI Win:	212	WON-LOST	WINNING	LAST 10	STRENGTH OF	OPP. STRENGTH	TEAM	ADJ.	CONF.	ADJ CONF.
Average RPI Loss:	143	RECORD	PCT. RANK	GAMES	SCHEDULE	OF SCHEDULE	RPI	RPI	RPI	RPI
DIV. I ONLY	3- 15	321	2- 8	75	175	258	258	11	11	
DIV. I NON-CONF.	1- 10	330	1- 4	153	189	290	290	10	10	
TOTALS	RPI 1-25	RPI 26-50	W-L RECORDS	RPI 51-100	RPI 101-150	RPI 150+				
3- 15	0- 3	0- 1	OVERALL	0- 2	0- 1	3- 8				
2- 8	0- 1	0- 1	HOME	0- 1	0- 1	2- 4				
1- 7	0- 2	0- 0	AWAY	0- 1	0- 0	1- 4				
0- 0	0- 0	0- 0	NEUTRAL	0- 0	0- 0	0- 0				
1- 10	0- 3	0- 0	NON-CONFERENCE	0- 0	0- 0	1- 7				
0- 5	0- 1	0- 0	HOME	0- 0	0- 0	0- 4				
1- 5	0- 2	0- 0	AWAY	0- 0	0- 0	1- 3				
0- 0	0- 0	0- 0	NEUTRAL	0- 0	0- 0	0- 0				
2- 5	0- 0	0- 1	CONFERENCE	0- 2	0- 1	2- 1				
2- 3	0- 0	0- 1	HOME	0- 1	0- 1	2- 0				
0- 2	0- 0	0- 0	AWAY	0- 1	0- 0	0- 1				
0- 0	0- 0	0- 0	NEUTRAL	0- 0	0- 0	0- 0				

RPI 1-25				RPI 26-50				RPI 51-100				RPI 101+ Team's RPI: 258			
RPI	S	Opponent	Score	RPI	S	Opponent	Score	RPI	S	Opponent	Score	RPI	S	Opponent	Score
4	A	Baylor	38 89	31	H	UTEP	54 60	53	A	Western Ky.	49 52	149	H	UAB	55 64
8	H	Texas	47 70					89	H	Middle Tenn.	60 61	156	A	McNeese St.	53 61
13	A	Kentucky	39 72									160	H	North Texas	100 97
												164	H	Loyola Chicago	50 57
												188	A	Marshall	52 81
												204	H	Harvard	61 67
												228	H	Houston	59 62
												233	H	UTSA	49 48
												244	A	Sam Houston St.	58 46
												251	H	Texas Southern	66 69
												278	A	Stephen F. Austin	45 59
												328	A	A&M-Corpus Christi	55 60
LAST 12 Division I GAMES:															
				89	H	Middle Tenn.	60 61	31	H	UTEP	54 60				
				149	H	UAB	55 64	164	H	Loyola Chicago	50 57				
				188	A	Marshall	52 81	251	H	Texas Southern	66 69				
				53	A	Western Ky.	49 52	278	A	Stephen F. Austin	45 59				
				160	H	North Texas	100 97	244	A	Sam Houston St.	58 46				
				233	H	UTSA	49 48	228	H	Houston	59 62				

Non-Div I Games:

Rice

Average RPI Win:	235	WON-LOST	WINNING	LAST 10	STRENGTH OF	OPP. STRENGTH	TEAM	ADJ.	CONF.	ADJ CONF.
Average RPI Loss:	128	RECORD	PCT. RANK	GAMES	SCHEDULE	OF SCHEDULE	RPI	RPI	RPI	RPI
DIV. I ONLY	9- 9	169	3- 7	293	87	225	225	9	9	
DIV. I NON-CONF.	7- 6	156	2- 5	281	160	209	209	8	8	
TOTALS	RPI 1-25	RPI 26-50	W-L RECORDS	RPI 51-100	RPI 101-150	RPI 150+				
9- 9	0- 0	0- 1	OVERALL	0- 4	0- 1	9- 3				
4- 4	0- 0	0- 1	HOME	0- 1	0- 0	4- 2				
3- 4	0- 0	0- 0	AWAY	0- 2	0- 1	3- 1				
2- 1	0- 0	0- 0	NEUTRAL	0- 1	0- 0	2- 0				
7- 6	0- 0	0- 0	NON-CONFERENCE	0- 3	0- 1	7- 2				
4- 2	0- 0	0- 0	HOME	0- 1	0- 0	4- 1				
1- 3	0- 0	0- 0	AWAY	0- 1	0- 1	1- 1				
2- 1	0- 0	0- 0	NEUTRAL	0- 1	0- 0	2- 0				
2- 3	0- 0	0- 1	CONFERENCE	0- 1	0- 0	2- 1				
0- 2	0- 0	0- 1	HOME	0- 0	0- 0	0- 1				
2- 1	0- 0	0- 0	AWAY	0- 1	0- 0	2- 0				
0- 0	0- 0	0- 0	NEUTRAL	0- 0	0- 0	0- 0				

RPI 1-25				RPI 26-50				RPI 51-100				RPI 101+				Team's RPI: 225	
RPI	S	Opponent	Score	RPI	S	Opponent	Score	RPI	S	Opponent	Score	RPI	S	Opponent	Score		
				41	H	Dayton	48 60	70	H	James Madison	47 73	142	A	Wake Forest	33 43		
								82	A	Saint Joseph's	53 64	161	H	William & Mary	56 50		
								85	A	Virginia	51 71	168	H	Old Dominion	62 57		
								92	N	Marquette	80 98	182	H	Rhode Island	50 57		
												206	H	Furman	62 69		
												207	H	Eastern Ky.	81 62		
												216	A	Providence	57 50		
												220	A	Massachusetts	74 68		
												250	H	UNCW	63 53		
												254	A	Appalachian St.	59 73		
												272	A	La Salle	60 43		
												292	N	Wichita St.	63 50		
												332	N	Lafayette	54 46		
LAST 12 Division I GAMES:																	
				220	A	Massachusetts	74 68					332	N	Lafayette	54 46		
				82	A	Saint Joseph's	53 64					142	A	Wake Forest	33 43		
				182	H	Rhode Island	50 57					254	A	Appalachian St.	59 73		
				41	H	Dayton	48 60					70	H	James Madison	47 73		
				272	A	La Salle	60 43					216	A	Providence	57 50		
				85	A	Virginia	51 71					206	H	Furman	62 69		

Non-Div I Games:

Richmond

■ Loss,
■ Non-Conf,
■ S Site,
■ H Home
■ A Away
N Neutral

Average RPI Win: 260	WON-LOST	WINNING	LAST 10	STRENGTH OF	OPP. STRENGTH	TEAM	ADJ.	CONF.	ADJ CONF.
Average RPI Loss: 175	RECORD	PCT. RANK	GAMES	SCHEDULE	OF SCHEDULE	RPI	RPI	RPI	RPI
DIV. I ONLY	4- 14	301	1- 9	175	314	290	290	24	24
DIV. I NON-CONF.	3- 6	234	1- 3	119	319	216	216	24	24
TOTALS	RPI 1-25	RPI 26-50	W-L RECORDS	RPI 51-100	RPI 101-150	RPI 150+			
4- 14	0- 0	0- 0	OVERALL	0- 3	0- 3	4- 8			
3- 5	0- 0	0- 0	HOME	0- 1	0- 0	3- 4			
1- 7	0- 0	0- 0	AWAY	0- 1	0- 3	1- 3			
0- 2	0- 0	0- 0	NEUTRAL	0- 1	0- 0	0- 1			
3- 6	0- 0	0- 0	NON-CONFERENCE	0- 3	0- 1	3- 2			
2- 1	0- 0	0- 0	HOME	0- 1	0- 0	2- 0			
1- 3	0- 0	0- 0	AWAY	0- 1	0- 1	1- 1			
0- 2	0- 0	0- 0	NEUTRAL	0- 1	0- 0	0- 1			
1- 8	0- 0	0- 0	CONFERENCE	0- 0	0- 2	1- 6			
1- 4	0- 0	0- 0	HOME	0- 0	0- 0	1- 4			
0- 4	0- 0	0- 0	AWAY	0- 0	0- 2	0- 2			
0- 0	0- 0	0- 0	NEUTRAL	0- 0	0- 0	0- 0			

RPI	S	Opponent	Score	RPI	S	Opponent	Score	RPI	S	Opponent	Score	RPI	S	Opponent	Score	Team's RPI: 290
58	H	Princeton	59	78	128	A	Quinnipiac	51	64	131	A	Iona	46	59		
80	A	Army West Point	42	57	132	A	Pittsburgh	44	75	195	A	Marist	54	66		
99	N	Central Mich.	58	76	197	A	UMBC	53	58	197	N	UMBC	58	67		
					202	H	Canisius	64	73	214	A	Siena	45	66		
					214	H	Siena	70	58	217	H	Lehigh	61	60		
					229	H	Fairfield	39	55	268	H	Towson	78	72		
					280	H	Niagara	57	67	308	H	Monmouth	75	87		
					341	A	St. Francis Brooklyn	71	59							
LAST 12 Division I GAMES:																
308	H	Monmouth	75	87	195	A	Marist	54	66							
214	H	Siena	70	58	197	N	UMBC	58	67							
229	H	Fairfield	39	55	99	N	Central Mich.	58	76							
280	H	Niagara	57	67	132	A	Pittsburgh	44	75							
214	A	Siena	45	66	217	H	Lehigh	61	60							
128	A	Quinnipiac	51	64	202	H	Canisius	64	73							

Non-Div I Games:

Rider

Average RPI Win:	292	WON-LOST	WINNING	LAST 10	STRENGTH OF	OPP. STRENGTH	TEAM	ADJ.	CONF.	ADJ CONF.
Average RPI Loss:	140	RECORD	PCT. RANK	GAMES	SCHEDULE	OF SCHEDULE	RPI	RPI	RPI	RPI
DIV. I ONLY	10- 7	120	7- 3	304	295	205	205	31	31	
DIV. I NON-CONF.	5- 5	160	3- 2	208	143	147	147	32	32	
TOTALS	RPI 1-25	RPI 26-50	W-L RECORDS	RPI 51-100	RPI 101-150	RPI 150+				
10- 7	0- 0	0- 2	OVERALL	0- 1	0- 1	10- 3				
5- 2	0- 0	0- 0	HOME	0- 0	0- 0	5- 2				
5- 5	0- 0	0- 0	AWAY	0- 0	0- 0	5- 0				
0- 0	0- 0	0- 0	NEUTRAL	0- 0	0- 0	0- 0				
5- 5	0- 0	0- 2	NON-CONFERENCE	0- 1	0- 1	5- 1				
2- 1	0- 0	0- 0	HOME	0- 0	0- 0	2- 1				
3- 4	0- 0	0- 2	AWAY	0- 1	0- 1	3- 0				
0- 0	0- 0	0- 0	NEUTRAL	0- 0	0- 0	0- 0				
5- 2	0- 0	0- 0	CONFERENCE	0- 0	0- 0	5- 2				
3- 1	0- 0	0- 0	HOME	0- 0	0- 0	3- 1				
2- 1	0- 0	0- 0	AWAY	0- 0	0- 0	2- 1				
0- 0	0- 0	0- 0	NEUTRAL	0- 0	0- 0	0- 0				

RPI S	Opponent	Score	RPI S	Opponent	Score	RPI S	Opponent	Score	RPI S	Opponent	Score	Team's RPI: 205
32	A Florida	52 79	79	A Charlotte	73 94	102	A Youngstown St.	46 55				
48	A Iowa	50 69				187	H Northern Ky.	70 72				
						212	H Delaware	53 50				
						227	A Bryant	65 71				
						238	H Morgan St.	76 44				
						257	H Sacred Heart	78 63				
						272	A La Salle	76 45				
						293	A Ga. Southern	64 49				
						307	H Fairleigh Dickinson	68 83				
						308	A Monmouth	60 47				
						324	A LIU Brooklyn	52 49				
						337	H Mt. St. Mary's	61 56				
						340	H Wagner	64 44				
						341	A St. Francis Brooklyn	62 53				
LAST 12 Division I GAMES:												
227	A Bryant	65 71	257	H Sacred Heart	78 63							
337	H Mt. St. Mary's	61 56	212	H Delaware	53 50							
307	H Fairleigh Dickinson	68 83	293	A Ga. Southern	64 49							
324	A LIU Brooklyn	52 49	32	A Florida	52 79							
341	A St. Francis Brooklyn	62 53	48	A Iowa	50 69							
340	H Wagner	64 44	238	H Morgan St.	76 44							

Non-Div I Games: West Va. Wesleyan 124 59

Robert Morris

Average RPI Win:	117	WON-LOST	WINNING	LAST 10	STRENGTH OF	OPP. STRENGTH	TEAM	ADJ.	CONF.	ADJ CONF.
Average RPI Loss:	26	RECORD	PCT. RANK	GAMES	SCHEDULE	OF SCHEDULE	RPI	RPI	RPI	RPI
DIV. I ONLY	12- 8	117	5- 5	9	6	40	40	4	4	
DIV. I NON-CONF.	9- 3	69	4- 0	15	10	12	12	4	4	
TOTALS	RPI 1-25	RPI 26-50	W-L RECORDS	RPI 51-100	RPI 101-150	RPI 150+				
12- 8	1- 5	0- 2	OVERALL	5- 1	4- 0	2- 0				
8- 2	0- 1	0- 1	HOME	2- 0	4- 0	2- 0				
1- 6	0- 4	0- 1	AWAY	1- 1	0- 0	0- 0				
3- 0	1- 0	0- 0	NEUTRAL	2- 0	0- 0	0- 0				
9- 3	1- 2	0- 1	NON-CONFERENCE	4- 0	3- 0	1- 0				
5- 1	0- 0	0- 1	HOME	1- 0	3- 0	1- 0				
1- 2	0- 2	0- 0	AWAY	1- 0	0- 0	0- 0				
3- 0	1- 0	0- 0	NEUTRAL	2- 0	0- 0	0- 0				
3- 5	0- 3	0- 1	CONFERENCE	1- 1	1- 0	1- 0				
3- 1	0- 1	0- 0	HOME	1- 0	1- 0	1- 0				
0- 4	0- 2	0- 1	AWAY	0- 1	0- 0	0- 0				
0- 0	0- 0	0- 0	NEUTRAL	0- 0	0- 0	0- 0				

RPI	S	Opponent	Score	RPI	S	Opponent	Score	RPI	S	Opponent	Score	RPI	S	Opponent	Score
5	A	Ohio St.	78 90	34	H	St. John's (NY)	62 69	59	A	Nebraska	54 65	107	H	LSU	69 57
5	H	Ohio St.	58 67	48	A	Iowa	65 69	66	N	Tulane	75 51	126	H	Arkansas	60 40
12	N	Green Bay	54 43					82	A	Saint Joseph's	78 65	131	H	Iona	58 33
14	A	Florida St.	43 65					85	N	Virginia	60 48	134	H	Illinois	67 54
21	A	Michigan St.	48 59					94	H	Temple	61 51	165	H	Wisconsin	61 41
23	A	Seton Hall	49 77					95	H	Minnesota	66 55	310	H	Savannah St.	65 26
LAST 12 Division I GAMES:															
5	H	Ohio St.	58 67	48	A	Iowa	65 69	107	H	LSU	69 57	131	H	Iona	58 33
21	A	Michigan St.	48 59	95	H	Minnesota	66 55	310	H	Savannah St.	65 26	126	H	Arkansas	60 40
59	A	Nebraska	54 65												
134	H	Illinois	67 54												
5	A	Ohio St.	78 90												
165	H	Wisconsin	61 41												

Non-Div I Games:

Rutgers

S
I
U
E

SIUE				Through Games Of Jan. 24, 2016						
Average RPI Win:	243	WON-LOST	WINNING	LAST 10	STRENGTH OF	OPP. STRENGTH	TEAM	ADJ.	CONF.	ADJ CONF.
Average RPI Loss:	149	RECORD	PCT. RANK	GAMES	SCHEDULE	OF SCHEDULE	RPI	RPI	RPI	RPI
DIV. I ONLY		12- 9	133	7- 3	207	284	150	150	23	23
DIV. I NON-CONF.		5- 8	209	1- 3	162	266	196	196	23	23

TOTALS	RPI 1-25	RPI 26-50		W-L RECORDS	RPI 51-100		RPI 101-150		RPI 150+	
12- 9	0- 1	0- 1		OVERALL	1- 1		1- 2		10- 4	
7- 1	0- 0	0- 0		HOME	1- 0		1- 1		5- 0	
5- 7	0- 1	0- 1		AWAY	0- 1		0- 1		5- 3	
0- 1	0- 0	0- 0		NEUTRAL	0- 0		0- 0		0- 1	
5- 8	0- 1	0- 1		NON-CONFERENCE	1- 1		0- 2		4- 3	
3- 1	0- 0	0- 0		HOME	1- 0		0- 1		2- 0	
2- 6	0- 1	0- 1		AWAY	0- 1		0- 1		2- 2	
0- 1	0- 0	0- 0		NEUTRAL	0- 0		0- 0		0- 1	
7- 1	0- 0	0- 0		CONFERENCE	0- 0		1- 0		6- 1	
4- 0	0- 0	0- 0		HOME	0- 0		1- 0		3- 0	
3- 1	0- 0	0- 0		AWAY	0- 0		0- 0		3- 1	
0- 0	0- 0	0- 0		NEUTRAL	0- 0		0- 0		0- 0	

S
I
U
E

RPI 1-25				RPI 26-50				RPI 51-100				RPI 101+ Team's RPI: 150			
RPI	S	Opponent	Score	RPI	S	Opponent	Score	RPI	S	Opponent	Score	RPI	S	Opponent	Score
20	A	Oklahoma St.	61 86	26	A	Missouri	46 75	86	H	Saint Louis	71 64	117	H	Belmont	73 60
								99	A	Central Mich.	65 78	133	H	IUPUI	67 85
								146	A	Southern Ill.	57 71				
								177	H	Southeast Mo. St.	80 73				
								180	A	Valparaiso	56 69				
								207	H	Eastern Ky.	89 74				
								224	A	Tennessee St.	61 73				
								232	A	Western Ill.	74 78				
								259	H	Northern Ill.	93 67				
								273	A	Tennessee Tech	83 68				
								274	H	Omaha	90 86				
								277	A	UMKC	63 58				
								278	N	Stephen F. Austin	74 82				
								302	A	Murray St.	64 61				
								303	A	Jacksonville St.	62 57				
								309	H	Morehead St.	90 81				
								327	A	Illinois St.	65 57				
LAST 12 Division I GAMES:															
302	A	Murray St.	64 61	273	A	Tennessee Tech	83 68								
177	H	Southeast Mo. St.	80 73	303	A	Jacksonville St.	62 57								
207	H	Eastern Ky.	89 74	99	A	Central Mich.	65 78								
309	H	Morehead St.	90 81	180	A	Valparaiso	56 69								
224	A	Tennessee St.	61 73	274	H	Omaha	90 86								
117	H	Belmont	73 60	133	H	IUPUI	67 85								

Non-Div I Games:

SIUE

Average RPI Win:	178	WON-LOST	WINNING	LAST 10	STRENGTH OF	OPP. STRENGTH	TEAM	ADJ.	CONF.	ADJ CONF.
Average RPI Loss:	76	RECORD	PCT. RANK	GAMES	SCHEDULE	OF SCHEDULE	RPI	RPI	RPI	RPI
DIV. I ONLY	8- 10	202	5- 5	59	34	137	137	7	7	
DIV. I NON-CONF.	5- 6	180	2- 3	94	25	158	158	7	7	
TOTALS	RPI 1-25	RPI 26-50	W-L RECORDS	RPI 51-100	RPI 101-150	RPI 150+				
8- 10	0- 3	0- 2	OVERALL	2- 2	1- 1	5- 2				
5- 5	0- 2	0- 0	HOME	1- 2	1- 1	3- 0				
1- 4	0- 1	0- 1	AWAY	0- 0	0- 0	1- 2				
2- 1	0- 0	0- 1	NEUTRAL	1- 0	0- 0	1- 0				
5- 6	0- 2	0- 1	NON-CONFERENCE	1- 1	0- 1	4- 1				
3- 3	0- 1	0- 0	HOME	0- 1	0- 1	3- 0				
0- 2	0- 1	0- 0	AWAY	0- 0	0- 0	0- 1				
2- 1	0- 0	0- 1	NEUTRAL	1- 0	0- 0	1- 0				
3- 4	0- 1	0- 1	CONFERENCE	1- 1	1- 0	1- 1				
2- 2	0- 1	0- 0	HOME	1- 1	1- 0	0- 0				
1- 2	0- 0	0- 1	AWAY	0- 0	0- 0	1- 1				
0- 0	0- 0	0- 0	NEUTRAL	0- 0	0- 0	0- 0				

RPI	S	Opponent	Score	RPI	S	Opponent	Score	RPI	S	Opponent	Score	RPI	S	Opponent	Score	Team's RPI: 137
3	H	UConn	37 90	36	A	South Fla.	56 83	66	H	Tulane	42 54	136	H	Memphis	58 49	
10	H	Arizona St.	57 64	37	N	Mississippi St.	70 72	84	N	Arizona	58 46	147	H	New Mexico	58 63	
18	A	Texas A&M	55 67					94	H	Temple	69 67	157	H	Northwestern St.	74 36	
								97	H	TCU	79 89	160	A	North Texas	57 60	
												184	H	Kansas	73 64	
												190	A	Tulsa	54 56	
												209	N	Gardner-Webb	69 61	
												228	A	Houston	50 48	
												333	H	Cal St. Fullerton	74 53	
LAST 12 Division I GAMES:																
3	H	UConn	37 90	190	A	Tulsa	54 56	37	N	Mississippi St.	70 72	209	N	Gardner-Webb	69 61	
66	H	Tulane	42 54	84	N	Arizona	58 46	18	A	Texas A&M	55 67	147	H	New Mexico	58 63	
136	H	Memphis	58 49													
228	A	Houston	50 48													
36	A	South Fla.	56 83													
94	H	Temple	69 67													

Non-Div I Games:

SMU

Sacramento St.

Through Games Of Jan. 24, 2016

Average RPI Win:	250	WON-LOST	WINNING	LAST 10	STRENGTH OF	OPP. STRENGTH	TEAM	ADJ.	CONF.	ADJ CONF.
Average RPI Loss:	118	RECORD	PCT. RANK	GAMES	SCHEDULE	OF SCHEDULE	RPI	RPI	RPI	RPI
DIV. I ONLY	7- 10	220	5- 5	161	215	196	196	18	18	
DIV. I NON-CONF.	3- 8	258	2- 4	103	145	202	202	20	20	
TOTALS	RPI 1-25	RPI 26-50	W-L RECORDS	RPI 51-100	RPI 101-150	RPI 150+				
7- 10	0- 1	0- 0	OVERALL	0- 2	1- 3	6- 4				
3- 4	0- 1	0- 0	HOME	0- 0	0- 1	3- 2				
4- 5	0- 0	0- 0	AWAY	0- 1	1- 2	3- 2				
0- 1	0- 0	0- 0	NEUTRAL	0- 1	0- 0	0- 0				
3- 8	0- 1	0- 0	NON-CONFERENCE	0- 2	0- 3	3- 2				
1- 3	0- 1	0- 0	HOME	0- 0	0- 1	1- 1				
2- 4	0- 0	0- 0	AWAY	0- 1	0- 2	2- 1				
0- 1	0- 0	0- 0	NEUTRAL	0- 1	0- 0	0- 0				
4- 2	0- 0	0- 0	CONFERENCE	0- 0	1- 0	3- 2				
2- 1	0- 0	0- 0	HOME	0- 0	0- 0	2- 1				
2- 1	0- 0	0- 0	AWAY	0- 0	1- 0	1- 1				
0- 0	0- 0	0- 0	NEUTRAL	0- 0	0- 0	0- 0				

RPI 1-25				RPI 26-50				RPI 51-100				RPI 101+ Team's RPI: 196			
RPI	S	Opponent	Score	RPI	S	Opponent	Score	RPI	S	Opponent	Score	RPI	S	Opponent	Score
7	H	UCLA	76 109					60	A	California	99 117	110	A	New Mexico St.	77 80
								61	N	Villanova	54 78	116	H	San Francisco	94 95
												130	A	Idaho St.	68 59
												147	A	New Mexico	71 84
												155	H	Hawaii	72 74
												163	H	Montana St.	79 80
												176	A	Weber St.	66 77
												181	A	Cal Poly	72 97
												199	A	UC Davis	92 77
												215	A	Utah St.	95 86
												222	H	Montana	83 75
												314	H	UC Irvine	126 78
												336	A	Portland St.	126 78
												336	H	Portland St.	132 91
LAST 12 Division I GAMES:															
336	A	Portland St.	126 78	181	A	Cal Poly	72 97								
176	A	Weber St.	66 77	314	H	UC Irvine	126 78								
130	A	Idaho St.	68 59	155	H	Hawaii	72 74								
222	H	Montana	83 75	7	H	UCLA	76 109								
163	H	Montana St.	79 80	199	A	UC Davis	92 77								
336	H	Portland St.	132 91	60	A	California	99 117								

Non-Div I Games:

Sacramento St.

■ Loss,
 ■ Non-Conf,
 ■ S Site,
 ■ Home
 ■ A Away
 N Neutral

Sacred Heart

Through Games Of Jan. 24, 2016

Average RPI Win:	300	WON-LOST	WINNING	LAST 10	STRENGTH OF	OPP. STRENGTH	TEAM	ADJ.	CONF.	ADJ CONF.
Average RPI Loss:	166	RECORD	PCT. RANK	GAMES	SCHEDULE	OF SCHEDULE	RPI	RPI	RPI	RPI
DIV. I ONLY	8- 10	202	7- 3	314	308	257	257	31	31	
DIV. I NON-CONF.	2- 9	296	1- 4	228	236	312	312	32	32	
TOTALS	RPI 1-25	RPI 26-50	W-L RECORDS	RPI 51-100	RPI 101-150	RPI 150+				
8- 10	0- 0	0- 1	OVERALL	0- 2	0- 2	8- 5				
3- 3	0- 0	0- 0	HOME	0- 0	0- 1	3- 2				
4- 6	0- 0	0- 1	AWAY	0- 1	0- 1	4- 3				
1- 1	0- 0	0- 0	NEUTRAL	0- 1	0- 0	1- 0				
2- 9	0- 0	0- 1	NON-CONFERENCE	0- 2	0- 2	2- 4				
1- 3	0- 0	0- 0	HOME	0- 0	0- 1	1- 2				
0- 5	0- 0	0- 1	AWAY	0- 1	0- 1	0- 2				
1- 1	0- 0	0- 0	NEUTRAL	0- 1	0- 0	1- 0				
6- 1	0- 0	0- 0	CONFERENCE	0- 0	0- 0	6- 1				
2- 0	0- 0	0- 0	HOME	0- 0	0- 0	2- 0				
4- 1	0- 0	0- 0	AWAY	0- 0	0- 0	4- 1				
0- 0	0- 0	0- 0	NEUTRAL	0- 0	0- 0	0- 0				

RPI 1-25			RPI 26-50			RPI 51-100			RPI 101+ Team's RPI: 257		
RPI	S	Opponent	Score	RPI	S	Opponent	Score	RPI	S	Opponent	Score
				34	A	St. John's (NY)	54 67	94	A	Temple	62 92
								98	N	La.-Lafayette	58 60
								121	H	Buffalo	53 66
								129	A	Penn St.	46 83
								205	A	Robert Morris	63 78
								210	H	Binghamton	69 60
								218	H	Hartford	67 68
								229	A	Fairfield	50 61
								246	H	New Hampshire	69 81
								275	A	Saint Francis (PA)	81 77
								288	A	Vermont	51 53
								289	N	Coastal Caro.	71 62
								300	A	Central Conn. St.	61 57
								307	H	Fairleigh Dickinson	72 61
								340	A	Wagner	77 73
								340	H	Wagner	73 62
								341	A	St. Francis Brooklyn	68 51
LAST 12 Division I GAMES:											
340	A	Wagner	77 73	205	A	Robert Morris	63 78				
300	A	Central Conn. St.	61 57	121	H	Buffalo	53 66				
341	A	St. Francis Brooklyn	68 51	129	A	Penn St.	46 83				
340	H	Wagner	73 62	210	H	Binghamton	69 60				
307	H	Fairleigh Dickinson	72 61	94	A	Temple	62 92				
275	A	Saint Francis (PA)	81 77	288	A	Vermont	51 53				

Non-Div I Games:

Sacred Heart

■ Loss,
 ■ Non-Conf,
 ■ S Site,
 ■ H Home
 ■ A Away
 N Neutral

Average RPI Win:	323	WON-LOST	WINNING	LAST 10	STRENGTH OF	OPP. STRENGTH	TEAM	ADJ.	CONF.	ADJ CONF.
Average RPI Loss:	174	RECORD	PCT. RANK	GAMES	SCHEDULE	OF SCHEDULE	RPI	RPI	RPI	RPI
DIV. I ONLY	6- 11	243	5- 5	286	324	275	275	31	31	
DIV. I NON-CONF.	1- 9	325	0- 4	122	226	295	295	32	32	
TOTALS	RPI 1-25	RPI 26-50	W-L RECORDS	RPI 51-100	RPI 101-150	RPI 150+				
6- 11	0- 0	0- 2	OVERALL	0- 0	0- 1	6- 8				
4- 2	0- 0	0- 0	HOME	0- 0	0- 1	4- 1				
2- 8	0- 0	0- 2	AWAY	0- 0	0- 0	2- 6				
0- 1	0- 0	0- 0	NEUTRAL	0- 0	0- 0	0- 1				
1- 9	0- 0	0- 2	NON-CONFERENCE	0- 0	0- 1	1- 6				
1- 1	0- 0	0- 0	HOME	0- 0	0- 1	1- 0				
0- 7	0- 0	0- 2	AWAY	0- 0	0- 0	0- 5				
0- 1	0- 0	0- 0	NEUTRAL	0- 0	0- 0	0- 1				
5- 2	0- 0	0- 0	CONFERENCE	0- 0	0- 0	5- 2				
3- 1	0- 0	0- 0	HOME	0- 0	0- 0	3- 1				
2- 1	0- 0	0- 0	AWAY	0- 0	0- 0	2- 1				
0- 0	0- 0	0- 0	NEUTRAL	0- 0	0- 0	0- 0				

RPI 1-25			RPI 26-50			RPI 51-100			RPI 101+ Team's RPI: 275		
RPI	S	Opponent	Score	RPI	S	Opponent	Score	RPI	S	Opponent	Score
				32	A	Florida	65 122	132	H	Pittsburgh	59 74
				35	A	Ohio	65 91	153	A	Cornell	69 75
								188	A	Marshall	73 81
								199	A	Columbia	78 82
								202	A	Canisius	52 77
								207	N	Eastern Ky.	82 88
								211	A	Cincinnati	86 93
								257	H	Sacred Heart	77 81
								289	H	Coastal Caro.	106 74
								300	A	Central Conn. St.	51 66
								307	H	Fairleigh Dickinson	87 67
								324	A	LIU Brooklyn	84 75
								337	H	Mt. St. Mary's	87 57
								340	H	Wagner	93 78
								341	A	St. Francis Brooklyn	83 76
LAST 12 Division I GAMES:											
300	A	Central Conn. St.	51 66	340	H	Wagner	93 78				
307	H	Fairleigh Dickinson	87 67	207	N	Eastern Ky.	82 88				
337	H	Mt. St. Mary's	87 57	32	A	Florida	65 122				
341	A	St. Francis Brooklyn	83 76	188	A	Marshall	73 81				
324	A	LIU Brooklyn	84 75	35	A	Ohio	65 91				
257	H	Sacred Heart	77 81	199	A	Columbia	78 82				

Non-Div I Games: Pitt.-Johnstown 82 78

Saint Francis (PA)

■ Loss,
 ■ Non-Conf,
 ■ S Site,
 ■ Home
 ■ A Away
 N Neutral

Saint Joseph's

Through Games Of Jan. 24, 2016

Average RPI Win:	146	WON-LOST	WINNING	LAST 10	STRENGTH OF	OPP. STRENGTH	TEAM	ADJ.	CONF.	ADJ CONF.
Average RPI Loss:	68	RECORD	PCT. RANK	GAMES	SCHEDULE	OF SCHEDULE	RPI	RPI	RPI	RPI
DIV. I ONLY	9- 10	183	5- 5	7	82	82	82	9	9	
DIV. I NON-CONF.	6- 6	160	3- 2	3	60	65	65	8	8	
TOTALS	RPI 1-25	RPI 26-50	W-L RECORDS	RPI 51-100	RPI 101-150	RPI 150+				
9- 10	0- 2	0- 3	OVERALL	4- 3	1- 1	4- 1				
5- 7	0- 2	0- 3	HOME	3- 1	0- 1	2- 0				
4- 3	0- 0	0- 0	AWAY	1- 2	1- 0	2- 1				
0- 0	0- 0	0- 0	NEUTRAL	0- 0	0- 0	0- 0				
6- 6	0- 2	0- 1	NON-CONFERENCE	4- 2	0- 1	2- 0				
4- 4	0- 2	0- 1	HOME	3- 0	0- 1	1- 0				
2- 2	0- 0	0- 0	AWAY	1- 2	0- 0	1- 0				
0- 0	0- 0	0- 0	NEUTRAL	0- 0	0- 0	0- 0				
3- 4	0- 0	0- 2	CONFERENCE	0- 1	1- 0	2- 1				
1- 3	0- 0	0- 2	HOME	0- 1	0- 0	1- 0				
2- 1	0- 0	0- 0	AWAY	0- 0	1- 0	1- 1				
0- 0	0- 0	0- 0	NEUTRAL	0- 0	0- 0	0- 0				

RPI 1-25				RPI 26-50				RPI 51-100 Team's RPI: 82				RPI 101+			
RPI	S	Opponent	Score	RPI	S	Opponent	Score	RPI	S	Opponent	Score	RPI	S	Opponent	Score
1	H	Notre Dame	55 91	33	H	George Washington	45 70	57	H	Penn	50 46	113	A	VCU	66 63
23	H	Seton Hall	54 66	40	H	Rutgers	65 78	61	A	Villanova	49 55	131	H	Iona	75 81
				41	H	Dayton	61 71	72	A	Hofstra	62 75	194	A	Fordham	40 47
								86	H	Saint Louis	66 77	197	H	UMBC	104 45
								94	A	Temple	70 67	217	A	Lehigh	63 62
								96	H	Drexel	53 46	220	A	Massachusetts	62 58
								99	H	Central Mich.	76 66	225	H	Richmond	64 53
LAST 12 Division I GAMES:															
41	H	Dayton	61 71	33	H	George Washington	45 70								
86	H	Saint Louis	66 77	99	H	Central Mich.	76 66								
194	A	Fordham	40 47	197	H	UMBC	104 45								
225	H	Richmond	64 53	1	H	Notre Dame	55 91								
113	A	VCU	66 63	131	H	Iona	75 81								
220	A	Massachusetts	62 58	96	H	Drexel	53 46								

Non-Div I Games:

Saint Joseph's

■ Loss,
 ■ Non-Conf, S Site,
 ■ Home
 ■ Away
 N Neutral

Average RPI Win: 207		WON-LOST	WINNING	LAST 10	STRENGTH OF	OPP. STRENGTH	TEAM	ADJ.	CONF.	ADJ CONF.
Average RPI Loss: 104		RECORD	PCT. RANK	GAMES	SCHEDULE	OF SCHEDULE	RPI	RPI	RPI	RPI
DIV. I ONLY		15- 4	38	7- 3	257	133	86	86	9	9
DIV. I NON-CONF.		9- 3	69	3- 2	263	276	102	102	8	8
TOTALS	RPI 1-25	RPI 26-50		W-L RECORDS		RPI 51-100	RPI 101-150	RPI 150+		
15- 4	0- 0	1- 1		OVERALL		1- 1	3- 1	10- 1		
7- 1	0- 0	1- 0		HOME		0- 0	0- 0	6- 1		
7- 3	0- 0	0- 1		AWAY		1- 1	3- 1	3- 0		
1- 0	0- 0	0- 0		NEUTRAL		0- 0	0- 0	1- 0		
9- 3	0- 0	0- 1		NON-CONFERENCE		0- 1	2- 1	7- 0		
4- 0	0- 0	0- 0		HOME		0- 0	0- 0	4- 0		
4- 3	0- 0	0- 1		AWAY		0- 1	2- 1	2- 0		
1- 0	0- 0	0- 0		NEUTRAL		0- 0	0- 0	1- 0		
6- 1	0- 0	1- 0		CONFERENCE		1- 0	1- 0	3- 1		
3- 1	0- 0	1- 0		HOME		0- 0	0- 0	2- 1		
3- 0	0- 0	0- 0		AWAY		1- 0	1- 0	1- 0		
0- 0	0- 0	0- 0		NEUTRAL		0- 0	0- 0	0- 0		

RPI 1-25				RPI 26-50				RPI 51-100				Team's RPI: 86				RPI 101+			
RPI	S	Opponent	Score	RPI	S	Opponent	Score	RPI	S	Opponent	Score	RPI	S	Opponent	Score	RPI	S	Opponent	Score
				41	H	Dayton	70 56	66	A	Tulane	58 66	113	A	VCU	77 72				
				43	A	Ball St.	70 79	82	A	Saint Joseph's	77 66	136	A	Memphis	63 57				
												148	A	Mercer	68 60				
												150	A	SIUE	64 71				
												158	H	George Mason	63 73				
												175	A	Davidson	79 50				
												177	H	Southeast Mo. St.	67 52				
												190	H	Tulsa	82 73				
												220	H	Massachusetts	69 49				
												255	A	Indiana St.	62 52				
												272	H	La Salle	79 70				
												299	N	Cleveland St.	76 65				
												312	H	Bradley	75 58				
												342	H	Eastern Ill.	78 47				
												346	A	Alabama A&M	91 60				
LAST 12 Division I GAMES:																			
				272	H	La Salle	79 70	158	H	George Mason	63 73								
				82	A	Saint Joseph's	77 66	312	H	Bradley	75 58								
				41	H	Dayton	70 56	43	A	Ball St.	70 79								
				220	H	Massachusetts	69 49	66	A	Tulane	58 66								
				175	A	Davidson	79 50	299	N	Cleveland St.	76 65								
				113	A	VCU	77 72	346	A	Alabama A&M	91 60								

Non-Div I Games:	Mo.-St. Louis	67	31
------------------	---------------	----	----

Saint Louis

■ Loss, ■ Non-Conf, S Site, H Home A Away N Neutral

Saint Peter's

Through Games Of Jan. 24, 2016

Average RPI Win:	267	WON-LOST	WINNING	LAST 10	STRENGTH OF	OPP. STRENGTH	TEAM	ADJ.	CONF.	ADJ CONF.
Average RPI Loss:	201	RECORD	PCT. RANK	GAMES	SCHEDULE	OF SCHEDULE	RPI	RPI	RPI	RPI
DIV. I ONLY	4- 14	301	3- 7	239	329	323	323	24	24	
DIV. I NON-CONF.	2- 7	280	1- 2	131	338	286	286	24	24	
TOTALS	RPI 1-25	RPI 26-50	W-L RECORDS	RPI 51-100	RPI 101-150	RPI 150+				
4- 14	0- 2	0- 0	OVERALL	0- 1	0- 1	4- 10				
4- 6	0- 1	0- 0	HOME	0- 1	0- 1	4- 3				
0- 8	0- 0	0- 0	AWAY	0- 0	0- 0	0- 0				
0- 0	0- 0	0- 0	NEUTRAL	0- 0	0- 0	0- 0				
2- 7	0- 2	0- 0	NON-CONFERENCE	0- 1	0- 0	2- 4				
2- 3	0- 1	0- 0	HOME	0- 1	0- 0	2- 1				
0- 4	0- 1	0- 0	AWAY	0- 0	0- 0	0- 3				
0- 0	0- 0	0- 0	NEUTRAL	0- 0	0- 0	0- 0				
2- 7	0- 0	0- 0	CONFERENCE	0- 0	0- 1	2- 6				
2- 3	0- 0	0- 0	HOME	0- 0	0- 1	2- 2				
0- 4	0- 0	0- 0	AWAY	0- 0	0- 0	0- 4				
0- 0	0- 0	0- 0	NEUTRAL	0- 0	0- 0	0- 0				

RPI 1-25				RPI 26-50				RPI 51-100				RPI 101+ Team's RPI: 323			
RPI	S	Opponent	Score	RPI	S	Opponent	Score	RPI	S	Opponent	Score	RPI	S	Opponent	Score
23	A	Seton Hall	65 81					100	H	Stony Brook	35 69	131	H	Iona	51 65
24	H	Duquesne	38 63									189	H	Brown	79 67
												202	A	Canisius	42 54
												202	H	Canisius	53 60
												214	A	Siena	58 59
												217	A	Lehigh	42 74
												229	H	Fairfield	56 46
												243	A	Manhattan	47 64
												253	H	Navy	39 50
												280	A	Niagara	46 51
												280	H	Niagara	48 52
												307	A	Fairleigh Dickinson	52 73
												308	H	Monmouth	67 62
												332	A	Lafayette	69 72
												341	H	St. Francis Brooklyn	44 40
LAST 12 Division I GAMES:															
243	A	Manhattan	47 64	131	H	Iona	51 65								
280	A	Niagara	46 51	189	H	Brown	79 67								
202	A	Canisius	42 54	23	A	Seton Hall	65 81								
229	H	Fairfield	56 46	307	A	Fairleigh Dickinson	52 73								
280	H	Niagara	48 52	214	A	Siena	58 59								
308	H	Monmouth	67 62	202	H	Canisius	53 60								

Non-Div I Games:

Saint Peter's

■ Loss,
 ■ Non-Conf,
 ■ S Site,
 ■ H Home
 ■ A Away
 N Neutral

Average RPI Win:	305	WON-LOST	WINNING	LAST 10	STRENGTH OF	OPP. STRENGTH	TEAM	ADJ.	CONF.	ADJ CONF.
Average RPI Loss:	134	RECORD	PCT. RANK	GAMES	SCHEDULE	OF SCHEDULE	RPI	RPI	RPI	RPI
DIV. I ONLY	5- 11	267	3- 7	225	189	244	244	27	27	
DIV. I NON-CONF.	2- 6	272	1- 3	72	83	160	160	26	26	
TOTALS	RPI 1-25	RPI 26-50	W-L RECORDS	RPI 51-100	RPI 101-150	RPI 150+				
5- 11	0- 2	0- 2	OVERALL	0- 1	0- 1	5- 5				
2- 3	0- 0	0- 1	HOME	0- 0	0- 0	2- 2				
3- 7	0- 1	0- 1	AWAY	0- 1	0- 1	3- 3				
0- 1	0- 1	0- 0	NEUTRAL	0- 0	0- 0	0- 0				
2- 6	0- 2	0- 1	NON-CONFERENCE	0- 1	0- 1	2- 1				
0- 1	0- 0	0- 0	HOME	0- 0	0- 0	0- 1				
2- 4	0- 1	0- 1	AWAY	0- 1	0- 1	2- 0				
0- 1	0- 1	0- 0	NEUTRAL	0- 0	0- 0	0- 0				
3- 5	0- 0	0- 1	CONFERENCE	0- 0	0- 0	3- 4				
2- 2	0- 0	0- 1	HOME	0- 0	0- 0	2- 1				
1- 3	0- 0	0- 0	AWAY	0- 0	0- 0	1- 3				
0- 0	0- 0	0- 0	NEUTRAL	0- 0	0- 0	0- 0				

RPI 1-25				RPI 26-50				RPI 51-100				RPI 101+ Team's RPI: 244			
RPI	S	Opponent	Score	RPI	S	Opponent	Score	RPI	S	Opponent	Score	RPI	S	Opponent	Score
8	A	Texas	49 83	38	H	Abilene Christian	76 87	97	A	TCU	59 85	126	A	Arkansas	47 67
14	N	Florida St.	37 94	46	A	Kansas St.	50 78					156	A	McNeese St.	79 82
												157	A	Northwestern St.	49 69
												251	A	Texas Southern	53 51
												258	H	Rice	46 58
												278	A	Stephen F. Austin	63 70
												284	A	Incarnate Word	65 60
												301	H	Nicholls St.	63 67
												321	H	Southeastern La.	80 56
												324	A	LIU Brooklyn	63 56
												345	H	New Orleans	64 52
LAST 12 Division I GAMES:															
278	A	Stephen F. Austin	63 70	157	A	Northwestern St.	49 69								
38	H	Abilene Christian	76 87	284	A	Incarnate Word	65 60								
156	A	McNeese St.	79 82	8	A	Texas	49 83								
301	H	Nicholls St.	63 67	46	A	Kansas St.	50 78								
345	H	New Orleans	64 52	258	H	Rice	46 58								
321	H	Southeastern La.	80 56	251	A	Texas Southern	53 51								

Non-Div I Games: LSU-Alexandria 85 50 Our Lady Of The Lak67 56

Sam Houston St.

Average RPI Win:	234	WON-LOST	WINNING	LAST 10	STRENGTH OF	OPP. STRENGTH	TEAM	ADJ.	CONF.	ADJ CONF.
Average RPI Loss:	115	RECORD	PCT. RANK	GAMES	SCHEDULE	OF SCHEDULE	RPI	RPI	RPI	RPI
DIV. I ONLY	10- 8	140	6- 4	216	202	143	143	17	17	
DIV. I NON-CONF.	6- 7	176	2- 5	216	237	154	154	17	17	
TOTALS	RPI 1-25	RPI 26-50	W-L RECORDS	RPI 51-100	RPI 101-150	RPI 150+				
10- 8	0- 0	0- 1	OVERALL	1- 2	2- 4	7- 1				
3- 2	0- 0	0- 0	HOME	1- 0	1- 1	1- 1				
6- 6	0- 0	0- 1	AWAY	0- 2	1- 3	5- 0				
1- 0	0- 0	0- 0	NEUTRAL	0- 0	0- 0	1- 0				
6- 7	0- 0	0- 1	NON-CONFERENCE	0- 2	1- 3	5- 1				
1- 1	0- 0	0- 0	HOME	0- 0	0- 0	1- 1				
4- 6	0- 0	0- 1	AWAY	0- 2	1- 3	3- 0				
1- 0	0- 0	0- 0	NEUTRAL	0- 0	0- 0	1- 0				
4- 1	0- 0	0- 0	CONFERENCE	1- 0	1- 1	2- 0				
2- 1	0- 0	0- 0	HOME	1- 0	1- 1	0- 0				
2- 0	0- 0	0- 0	AWAY	0- 0	0- 0	2- 0				
0- 0	0- 0	0- 0	NEUTRAL	0- 0	0- 0	0- 0				

RPI 1-25				RPI 26-50				RPI 51-100				RPI 101+				Team's RPI: 143	
RPI	S	Opponent	Score	RPI	S	Opponent	Score	RPI	S	Opponent	Score	RPI	S	Opponent	Score		
				37	A	Mississippi St.	47 68	54	A	Indiana	56 65	101	A	Georgia Tech	55 66		
								67	H	Chattanooga	48 43	107	A	LSU	47 44		
								90	A	UT Martin	50 52	140	A	Southern Miss.	48 56		
												144	H	ETSU	55 47		
												148	H	Mercer	60 63		
												149	A	UAB	41 61		
												152	H	Troy	73 69		
												204	H	Harvard	54 60		
												276	A	UNCG	57 52		
												301	N	Nicholls St.	45 43		
												303	A	Jacksonville St.	50 39		
												318	A	Western Caro.	59 42		
												330	A	Alabama St.	54 35		
												346	A	Alabama A&M	54 30		
LAST 12 Division I GAMES:																	
				67	H	Chattanooga	48 43	107	A	LSU	47 44						
				144	H	ETSU	55 47	149	A	UAB	41 61						
				148	H	Mercer	60 63	330	A	Alabama St.	54 35						
				276	A	UNCG	57 52	101	A	Georgia Tech	55 66						
				318	A	Western Caro.	59 42	54	A	Indiana	56 65						
				204	H	Harvard	54 60	90	A	UT Martin	50 52						

Non-Div I Games: AUM 82 32 Shorter 53 33

Samford

Loss, Non-Conf, S Site, H Home A Away N Neutral

Average RPI Win:	180	WON-LOST	WINNING	LAST 10	STRENGTH OF	OPP. STRENGTH	TEAM	ADJ.	CONF.	ADJ CONF.
Average RPI Loss:	51	RECORD	PCT. RANK	GAMES	SCHEDULE	OF SCHEDULE	RPI	RPI	RPI	RPI
DIV. I ONLY	17- 2	8	8- 1	208	93	64	64	8	8	
DIV. I NON-CONF.	9- 1	22	2- 0	302	116	101	101	9	9	
TOTALS	RPI 1-25	RPI 26-50	W-L RECORDS	RPI 51-100	RPI 101-150	RPI 150+				
17- 2	1- 0	0- 1	OVERALL	3- 1	4- 0	9- 0				
10- 2	1- 0	0- 1	HOME	2- 1	2- 0	5- 0				
7- 0	0- 0	0- 0	AWAY	1- 0	2- 0	4- 0				
0- 0	0- 0	0- 0	NEUTRAL	0- 0	0- 0	0- 0				
9- 1	0- 0	0- 0	NON-CONFERENCE	1- 1	2- 0	6- 0				
4- 1	0- 0	0- 0	HOME	1- 1	1- 0	2- 0				
5- 0	0- 0	0- 0	AWAY	0- 0	1- 0	4- 0				
0- 0	0- 0	0- 0	NEUTRAL	0- 0	0- 0	0- 0				
8- 1	1- 0	0- 1	CONFERENCE	2- 0	2- 0	3- 0				
6- 1	1- 0	0- 1	HOME	1- 0	1- 0	3- 0				
2- 0	0- 0	0- 0	AWAY	1- 0	1- 0	0- 0				
0- 0	0- 0	0- 0	NEUTRAL	0- 0	0- 0	0- 0				

RPI 1-25				RPI 26-50				RPI 51-100				RPI 101+			
RPI	S	Opponent	Score	RPI	S	Opponent	Score	RPI	S	Opponent	Score	RPI	S	Opponent	Score
16	H	BYU	78 65	50	H	St. Mary's (CA)	68 73	52	H	Washington St.	72 78	116	A	San Francisco	67 58
								68	A	Santa Clara	70 58	119	H	Akron	86 65
								76	H	Gonzaga	63 54	120	A	Fresno St.	72 68
								84	H	Arizona	59 54	145	H	Pacific	69 56
												163	A	Montana St.	62 49
												180	H	Valparaiso	76 60
												249	H	Loyola Marymount	82 58
												252	H	Pepperdine	74 55
												267	A	San Diego St.	60 53
												271	H	Portland	71 43
												287	H	CSUN	86 64
												320	A	Nevada	84 47
												333	A	Cal St. Fullerton	53 44
LAST 12 Division I GAMES:															
249	H	Loyola Marymount	82 58	50	H	St. Mary's (CA)	68 73	145	H	Pacific	69 56				
252	H	Pepperdine	74 55	16	H	BYU	78 65	120	A	Fresno St.	72 68				
76	H	Gonzaga	63 54	333	A	Cal St. Fullerton	53 44	52	H	Washington St.	72 78				
271	H	Portland	71 43												
68	A	Santa Clara	70 58												
116	A	San Francisco	67 58												

Non-Div I Games: Hope Int'l 90 52

San Diego

■ Loss,
 ■ Non-Conf,
 ■ S Site,
 ■ H Home
 ■ A Away
 N Neutral

Average RPI Win:	271	WON-LOST	WINNING	LAST 10	STRENGTH OF	OPP. STRENGTH	TEAM	ADJ.	CONF.	ADJ CONF.
Average RPI Loss:	147	RECORD	PCT. RANK	GAMES	SCHEDULE	OF SCHEDULE	RPI	RPI	RPI	RPI
DIV. I ONLY	5- 12	275	2- 7	189	245	267	267	19	19	
DIV. I NON-CONF.	4- 6	201	2- 2	222	253	248	248	19	19	
TOTALS	RPI 1-25	RPI 26-50	W-L RECORDS	RPI 51-100	RPI 101-150	RPI 150+				
5- 12	0- 1	0- 0	OVERALL	0- 3	0- 1	5- 7				
3- 6	0- 0	0- 0	HOME	0- 3	0- 0	3- 3				
2- 6	0- 1	0- 0	AWAY	0- 0	0- 1	2- 4				
0- 0	0- 0	0- 0	NEUTRAL	0- 0	0- 0	0- 0				
4- 6	0- 1	0- 0	NON-CONFERENCE	0- 2	0- 0	4- 3				
3- 3	0- 0	0- 0	HOME	0- 2	0- 0	3- 1				
1- 3	0- 1	0- 0	AWAY	0- 0	0- 0	1- 2				
0- 0	0- 0	0- 0	NEUTRAL	0- 0	0- 0	0- 0				
1- 6	0- 0	0- 0	CONFERENCE	0- 1	0- 1	1- 4				
0- 3	0- 0	0- 0	HOME	0- 1	0- 0	0- 2				
1- 3	0- 0	0- 0	AWAY	0- 0	0- 1	1- 2				
0- 0	0- 0	0- 0	NEUTRAL	0- 0	0- 0	0- 0				

RPI	S	Opponent	Score	RPI	S	Opponent	Score	RPI	S	Opponent	Score	RPI	S	Opponent	Score	Team's RPI: 267
17	A	Washington	51 80					62	H	Colorado St.	57 60	120	A	Fresno St.	49 54	
								64	H	San Diego	53 60	154	H	Boise St.	45 75	
								73	H	UC Riverside	68 85	159	A	Long Beach St.	54 74	
												165	H	Wisconsin	63 57	
												199	H	UC Davis	54 65	
												215	A	Utah St.	59 72	
												215	H	Utah St.	36 55	
												235	A	Wyoming	84 77	
												237	A	San Jose St.	73 78	
												249	A	Loyola Marymount	65 92	
												287	A	CSUN	67 65	
												333	H	Cal St. Fullerton	54 43	
												334	H	North Dakota St.	64 54	
LAST 12 Division I GAMES:																
215	A	Utah St.	59 72	235	A	Wyoming	84 77									
120	A	Fresno St.	49 54	333	H	Cal St. Fullerton	54 43									
154	H	Boise St.	45 75	249	A	Loyola Marymount	65 92									
62	H	Colorado St.	57 60	287	A	CSUN	67 65									
237	A	San Jose St.	73 78	64	H	San Diego	53 60									
215	H	Utah St.	36 55	165	H	Wisconsin	63 57									

Non-Div I Games: San Diego Christian60 25

San Diego St.

■ Loss,
 ■ Non-Conf,
 ■ S Site,
 ■ H Home
 ■ A Away
 N Neutral

San Francisco

Through Games Of Jan. 24, 2016

Average RPI Win:	210	WON-LOST	WINNING	LAST 10	STRENGTH OF	OPP. STRENGTH	TEAM	ADJ.	CONF.	ADJ CONF.
Average RPI Loss:	103	RECORD	PCT. RANK	GAMES	SCHEDULE	OF SCHEDULE	RPI	RPI	RPI	RPI
DIV. I ONLY	10- 8	140	3- 6	160	120	116	116	8	8	
DIV. I NON-CONF.	7- 2	58	2- 0	251	179	99	99	9	9	
TOTALS	RPI 1-25	RPI 26-50	W-L RECORDS	RPI 51-100	RPI 101-150	RPI 150+				
10- 8	0- 1	0- 1	OVERALL	1- 3	0- 1	9- 2				
2- 4	0- 1	0- 1	HOME	1- 1	0- 0	1- 1				
8- 4	0- 0	0- 0	AWAY	0- 2	0- 1	8- 1				
0- 0	0- 0	0- 0	NEUTRAL	0- 0	0- 0	0- 0				
7- 2	0- 0	0- 0	NON-CONFERENCE	1- 0	0- 0	6- 2				
2- 1	0- 0	0- 0	HOME	1- 0	0- 0	1- 1				
5- 1	0- 0	0- 0	AWAY	0- 0	0- 0	5- 1				
0- 0	0- 0	0- 0	NEUTRAL	0- 0	0- 0	0- 0				
3- 6	0- 1	0- 1	CONFERENCE	0- 3	0- 1	3- 0				
0- 3	0- 1	0- 1	HOME	0- 1	0- 0	0- 0				
3- 3	0- 0	0- 0	AWAY	0- 2	0- 1	3- 0				
0- 0	0- 0	0- 0	NEUTRAL	0- 0	0- 0	0- 0				

RPI 1-25	RPI 26-50	RPI 51-100	RPI 101+	Team's RPI: 116
RPI S Opponent Score	RPI S Opponent Score	RPI S Opponent Score	RPI S Opponent Score	
16 H BYU 57 66	50 H St. Mary's (CA) 68 78	64 H San Diego 58 67	145 A Pacific 57 70	
		68 A Santa Clara 57 68	159 A Long Beach St. 66 52	
		73 H UC Riverside 88 76	160 A North Texas 69 61	
		76 A Gonzaga 47 68	181 H Cal Poly 61 62	
			186 H North Dakota 74 57	
			196 A Sacramento St. 95 94	
			226 A Utah Valley 88 94	
			237 A San Jose St. 82 78	
			249 A Loyola Marymount 75 73	
			252 A Pepperdine 81 74	
			271 A Portland 82 63	
			320 A Nevada 70 62	
LAST 12 Division I GAMES:				
68 A Santa Clara 57 68	76 A Gonzaga 47 68			
252 A Pepperdine 81 74	145 A Pacific 57 70			
249 A Loyola Marymount 75 73	50 H St. Mary's (CA) 68 78			
16 H BYU 57 66	159 A Long Beach St. 66 52			
64 H San Diego 58 67	237 A San Jose St. 82 78			
271 A Portland 82 63	73 H UC Riverside 88 76			

Non-Div I Games: Holy Names 77 31 San Fran. St. 73 45

San Francisco

Loss, Non-Conf, S Site, H Home A Away N Neutral

San Jose St.

Through Games Of Jan. 24, 2016

Average RPI Win:	274	WON-LOST	WINNING	LAST 10	STRENGTH OF	OPP. STRENGTH	TEAM	ADJ.	CONF.	ADJ CONF.
Average RPI Loss:	118	RECORD	PCT. RANK	GAMES	SCHEDULE	OF SCHEDULE	RPI	RPI	RPI	RPI
DIV. I ONLY	5- 13	280	5- 5	113	207	237	237	19	19	
DIV. I NON-CONF.	1- 9	325	1- 3	95	176	281	281	19	19	
TOTALS	RPI 1-25	RPI 26-50	W-L RECORDS	RPI 51-100	RPI 101-150	RPI 150+				
5- 13	0- 0	0- 1	OVERALL	0- 4	0- 5	5- 3				
3- 6	0- 0	0- 0	HOME	0- 1	0- 3	3- 2				
2- 7	0- 0	0- 1	AWAY	0- 3	0- 2	2- 1				
0- 0	0- 0	0- 0	NEUTRAL	0- 0	0- 0	0- 0				
1- 9	0- 0	0- 1	NON-CONFERENCE	0- 3	0- 3	1- 2				
1- 4	0- 0	0- 0	HOME	0- 1	0- 2	1- 1				
0- 5	0- 0	0- 1	AWAY	0- 2	0- 1	0- 1				
0- 0	0- 0	0- 0	NEUTRAL	0- 0	0- 0	0- 0				
4- 4	0- 0	0- 0	CONFERENCE	0- 1	0- 2	4- 1				
2- 2	0- 0	0- 0	HOME	0- 0	0- 1	2- 1				
2- 2	0- 0	0- 0	AWAY	0- 1	0- 1	2- 0				
0- 0	0- 0	0- 0	NEUTRAL	0- 0	0- 0	0- 0				

RPI 1-25				RPI 26-50				RPI 51-100				RPI 101+				Team's RPI: 237	
RPI	S	Opponent	Score	RPI	S	Opponent	Score	RPI	S	Opponent	Score	RPI	S	Opponent	Score		
				50	A	St. Mary's (CA)	81 91	52	A	Washington St.	80 95	110	H	New Mexico St.	66 75		
								62	A	Colorado St.	54 76	116	H	San Francisco	78 82		
								81	H	South Dakota	77 87	120	H	Fresno St.	54 59		
								83	A	Oregon	74 104	145	A	Pacific	69 81		
												147	A	New Mexico	57 71		
												154	H	Boise St.	75 78		
												155	H	Hawaii	73 76		
												215	A	Utah St.	86 74		
												235	A	Wyoming	67 66		
												262	A	CSU Bakersfield	88 90		
												267	H	San Diego St.	78 73		
												314	H	UC Irvine	79 58		
												339	H	Air Force	81 60		
LAST 12 Division I GAMES:																	
				147	A	New Mexico	57 71	339	H	Air Force	81 60						
				154	H	Boise St.	75 78	215	A	Utah St.	86 74						
				120	H	Fresno St.	54 59	155	H	Hawaii	73 76						
				235	A	Wyoming	67 66	314	H	UC Irvine	79 58						
				62	A	Colorado St.	54 76	110	H	New Mexico St.	66 75						
				267	H	San Diego St.	78 73	145	A	Pacific	69 81						

Non-Div I Games: Southern Ore. 92 78

San Jose St.

■ Loss,
 ■ Non-Conf,
 ■ S Site,
 ■ Home
 ■ A Away
 N Neutral

Santa Clara

Through Games Of Jan. 24, 2016

Average RPI Win:	194	WON-LOST	WINNING	LAST 10	STRENGTH OF	OPP. STRENGTH	TEAM	ADJ.	CONF.	ADJ CONF.
Average RPI Loss:	38	RECORD	PCT. RANK	GAMES	SCHEDULE	OF SCHEDULE	RPI	RPI	RPI	RPI
DIV. I ONLY	13- 5	64	7- 3	148	52	68	68	8	8	
DIV. I NON-CONF.	7- 2	58	2- 0	223	21	62	62	9	9	
TOTALS	RPI 1-25	RPI 26-50	W-L RECORDS	RPI 51-100	RPI 101-150	RPI 150+				
13- 5	1- 3	1- 0	OVERALL	0- 2	3- 0	8- 0				
5- 2	0- 1	0- 0	HOME	0- 1	3- 0	2- 0				
7- 3	1- 2	1- 0	AWAY	0- 1	0- 0	5- 0				
1- 0	0- 0	0- 0	NEUTRAL	0- 0	0- 0	1- 0				
7- 2	1- 2	0- 0	NON-CONFERENCE	0- 0	1- 0	5- 0				
3- 0	0- 0	0- 0	HOME	0- 0	1- 0	2- 0				
3- 2	1- 2	0- 0	AWAY	0- 0	0- 0	2- 0				
1- 0	0- 0	0- 0	NEUTRAL	0- 0	0- 0	1- 0				
6- 3	0- 1	1- 0	CONFERENCE	0- 2	2- 0	3- 0				
2- 2	0- 1	0- 0	HOME	0- 1	2- 0	0- 0				
4- 1	0- 0	1- 0	AWAY	0- 1	0- 0	3- 0				
0- 0	0- 0	0- 0	NEUTRAL	0- 0	0- 0	0- 0				

RPI 1-25				RPI 26-50				RPI 51-100				RPI 101+			
RPI	S	Opponent	Score	RPI	S	Opponent	Score	RPI	S	Opponent	Score	RPI	S	Opponent	Score
6	A	Stanford	61 58	50	A	St. Mary's (CA)	73 67	64	H	San Diego	58 70	116	H	San Francisco	68 57
16	H	BYU	63 68					76	A	Gonzaga	44 53	122	H	Texas Tech	75 70
17	A	Washington	55 100									145	H	Pacific	76 52
19	A	Southern California	46 81									181	A	Cal Poly	69 63
												247	A	UC Santa Barbara	48 37
												247	H	UC Santa Barbara	66 48
												249	A	Loyola Marymount	57 56
												252	A	Pepperdine	62 60
												271	A	Portland	67 45
												291	N	Evansville	62 44
												339	H	Air Force	68 34
LAST 12 Division I GAMES:															
116	H	San Francisco	68 57	271	A	Portland	67 45								
249	A	Loyola Marymount	57 56	50	A	St. Mary's (CA)	73 67								
252	A	Pepperdine	62 60	145	H	Pacific	76 52								
64	H	San Diego	58 70	247	H	UC Santa Barbara	66 48								
16	H	BYU	63 68	122	H	Texas Tech	75 70								
76	A	Gonzaga	44 53	247	A	UC Santa Barbara	48 37								

Non-Div I Games: Hope Int'l 78 54 Simpson (CA) 112 34

Santa Clara

Loss, Non-Conf, S Site, H Home A Away N Neutral

Savannah St.

Through Games Of Jan. 24, 2016

Average RPI Win:	325	WON-LOST	WINNING	LAST 10	STRENGTH OF	OPP. STRENGTH	TEAM	ADJ.	CONF.	ADJ CONF.
Average RPI Loss:	169	RECORD	PCT. RANK	GAMES	SCHEDULE	OF SCHEDULE	RPI	RPI	RPI	RPI
DIV. I ONLY	3- 12	314	2- 7	234	290	310	310	30	30	
DIV. I NON-CONF.	1- 8	320	1- 4	71	166	240	240	31	31	
TOTALS	RPI 1-25	RPI 26-50	W-L RECORDS	RPI 51-100	RPI 101-150	RPI 150+				
3- 12	0- 1	0- 3	OVERALL	0- 1	0- 0	3- 7				
2- 4	0- 0	0- 0	HOME	0- 1	0- 0	2- 3				
1- 8	0- 1	0- 3	AWAY	0- 0	0- 0	1- 4				
0- 0	0- 0	0- 0	NEUTRAL	0- 0	0- 0	0- 0				
1- 8	0- 1	0- 3	NON-CONFERENCE	0- 1	0- 0	1- 3				
0- 2	0- 0	0- 0	HOME	0- 1	0- 0	0- 1				
1- 6	0- 1	0- 3	AWAY	0- 0	0- 0	1- 2				
0- 0	0- 0	0- 0	NEUTRAL	0- 0	0- 0	0- 0				
2- 4	0- 0	0- 0	CONFERENCE	0- 0	0- 0	2- 4				
2- 2	0- 0	0- 0	HOME	0- 0	0- 0	2- 2				
0- 2	0- 0	0- 0	AWAY	0- 0	0- 0	0- 2				
0- 0	0- 0	0- 0	NEUTRAL	0- 0	0- 0	0- 0				

RPI 1-25				RPI 26-50				RPI 51-100				RPI 101+ Team's RPI: 310			
RPI	S	Opponent	Score	RPI	S	Opponent	Score	RPI	S	Opponent	Score	RPI	S	Opponent	Score
20	A	Oklahoma St.	48 76	32	A	Florida	34 99	63	H	Auburn	40 62	151	A	Hampton	53 65
				37	A	Mississippi St.	25 92					193	A	Jacksonville	52 65
				40	A	Rutgers	26 65					283	H	N.C. A&T	59 69
												293	H	Ga. Southern	48 64
												297	H	Delaware St.	59 67
												298	H	UMES	60 42
												303	A	Jacksonville St.	35 50
												313	A	Florida A&M	38 59
												330	A	Alabama St.	60 49
												348	H	N.C. Central	57 39
LAST 12 Division I GAMES:															
151	A	Hampton	53 65	313	A	Florida A&M	38 59	20	A	Oklahoma St.	48 76				
297	H	Delaware St.	59 67					303	A	Jacksonville St.	35 50				
298	H	UMES	60 42	40	A	Rutgers	26 65	330	A	Alabama St.	60 49				
348	H	N.C. Central	57 39	293	H	Ga. Southern	48 64								
283	H	N.C. A&T	59 69												
193	A	Jacksonville	52 65												

Non-Div I Games: Columbia (SC) 101 34 Allen 72 46

Savannah St.

Loss, Non-Conf, S Site, H Home A Away N Neutral

Average RPI Win:	272	WON-LOST	WINNING	LAST 10	STRENGTH OF	OPP. STRENGTH	TEAM	ADJ.	CONF.	ADJ CONF.
Average RPI Loss:	121	RECORD	PCT. RANK	GAMES	SCHEDULE	OF SCHEDULE	RPI	RPI	RPI	RPI
DIV. I ONLY	8- 11	211	4- 6	179	267	203	203	25	25	
DIV. I NON-CONF.	5- 9	233	2- 5	141	251	197	197	25	25	
TOTALS	RPI 1-25	RPI 26-50	W-L RECORDS	RPI 51-100	RPI 101-150	RPI 150+				
8- 11	0- 1	0- 0	OVERALL	0- 3	0- 3	8- 4				
3- 4	0- 0	0- 0	HOME	0- 1	0- 0	3- 3				
5- 6	0- 1	0- 0	AWAY	0- 1	0- 3	5- 1				
0- 1	0- 0	0- 0	NEUTRAL	0- 1	0- 0	0- 0				
5- 9	0- 1	0- 0	NON-CONFERENCE	0- 3	0- 2	5- 3				
1- 4	0- 0	0- 0	HOME	0- 1	0- 0	1- 3				
4- 4	0- 1	0- 0	AWAY	0- 1	0- 2	4- 0				
0- 1	0- 0	0- 0	NEUTRAL	0- 1	0- 0	0- 0				
3- 2	0- 0	0- 0	CONFERENCE	0- 0	0- 1	3- 1				
2- 0	0- 0	0- 0	HOME	0- 0	0- 0	2- 0				
1- 2	0- 0	0- 0	AWAY	0- 0	0- 1	1- 1				
0- 0	0- 0	0- 0	NEUTRAL	0- 0	0- 0	0- 0				

RPI 1-25				RPI 26-50				RPI 51-100				RPI 101+ Team's RPI: 203			
RPI	S	Opponent	Score	RPI	S	Opponent	Score	RPI	S	Opponent	Score	RPI	S	Opponent	Score
17	A	Washington	55 96					58	N	Princeton	48 85	110	A	New Mexico St.	54 69
								73	H	UC Riverside	70 92	123	A	Idaho	60 64
								83	A	Oregon	62 82	130	A	Idaho St.	67 83
												154	H	Boise St.	66 84
												159	H	Long Beach St.	57 69
												163	H	Montana St.	51 80
												178	A	UTRGV	74 71
												222	A	Montana	58 44
												249	A	Loyola Marymount	78 69
												262	A	CSU Bakersfield	68 76
												277	H	UMKC	69 63
												286	H	Denver	59 51
												287	A	CSUN	62 56
												336	A	Portland St.	85 64
												338	H	Chicago St.	59 45
LAST 12 Division I GAMES:															
178	A	UTRGV	74 71	159	H	Long Beach St.	57 69								
110	A	New Mexico St.	54 69	83	A	Oregon	62 82								
262	A	CSU Bakersfield	68 76	73	H	UC Riverside	70 92								
338	H	Chicago St.	59 45	154	H	Boise St.	66 84								
277	H	UMKC	69 63	336	A	Portland St.	85 64								
287	A	CSUN	62 56	130	A	Idaho St.	67 83								

Non-Div I Games: Evergreen St. 81 38

Seattle

Average RPI Win:	138	WON-LOST	WINNING	LAST 10	STRENGTH OF	OPP. STRENGTH	TEAM	ADJ.	CONF.	ADJ CONF.
Average RPI Loss:	43	RECORD	PCT. RANK	GAMES	SCHEDULE	OF SCHEDULE	RPI	RPI	RPI	RPI
DIV. I ONLY	16- 4	29	7- 3	74	24	23	23	6	6	
DIV. I NON-CONF.	10- 1	19	3- 0	74	30	8	8	6	6	
TOTALS	RPI 1-25	RPI 26-50	W-L RECORDS	RPI 51-100	RPI 101-150	RPI 150+				
16- 4	0- 0	2- 3	OVERALL	3- 1	5- 0	6- 0				
8- 1	0- 0	1- 1	HOME	2- 0	1- 0	4- 0				
6- 3	0- 0	0- 2	AWAY	1- 1	3- 0	2- 0				
2- 0	0- 0	1- 0	NEUTRAL	0- 0	1- 0	0- 0				
10- 1	0- 0	2- 1	NON-CONFERENCE	2- 0	2- 0	4- 0				
5- 0	0- 0	1- 0	HOME	1- 0	0- 0	3- 0				
3- 1	0- 0	0- 1	AWAY	1- 0	1- 0	1- 0				
2- 0	0- 0	1- 0	NEUTRAL	0- 0	1- 0	0- 0				
6- 3	0- 0	0- 2	CONFERENCE	1- 1	3- 0	2- 0				
3- 1	0- 0	0- 1	HOME	1- 0	1- 0	1- 0				
3- 2	0- 0	0- 1	AWAY	0- 1	2- 0	1- 0				
0- 0	0- 0	0- 0	NEUTRAL	0- 0	0- 0	0- 0				

RPI 1-25			Team's RPI: 23		RPI 26-50			RPI 51-100			RPI 101+				
RPI	S	Opponent	Score	RPI	S	Opponent	Score	RPI	S	Opponent	Score	RPI	S	Opponent	Score
29	H	DePaul	74 86	58	H	Princeton	71 64	103	A	Georgetown	83 75				
34	A	St. John's (NY)	69 71	61	A	Villanova	45 55	108	N	UNI	57 49				
40	H	Rutgers	77 49	82	A	Saint Joseph's	66 54	111	A	Creighton	86 82				
45	N	North Carolina St.	58 55	92	H	Marquette	99 68	118	A	Liberty	92 56				
47	A	Georgia	52 70					135	H	Xavier	82 66				
								162	H	Butler	98 77				
								191	A	Texas-Arlington	61 54				
								194	H	Fordham	66 54				
								216	A	Providence	64 54				
								227	H	Bryant	93 57				
								323	H	Saint Peter's	81 65				
LAST 12 Division I GAMES:															
162	H	Butler	98 77	92	H	Marquette	99 68	111	A	Creighton	86 82				
135	H	Xavier	82 66	216	A	Providence	64 54	323	H	Saint Peter's	81 65				
103	A	Georgetown	83 75	61	A	Villanova	45 55	118	A	Liberty	92 56				
34	A	St. John's (NY)	69 71	194	H	Fordham	66 54								
29	H	DePaul	74 86												

Non-Div I Games:

Seton Hall

Average RPI Win:	268	WON-LOST	WINNING	LAST 10	STRENGTH OF	OPP. STRENGTH	TEAM	ADJ.	CONF.	ADJ CONF.
Average RPI Loss:	187	RECORD	PCT. RANK	GAMES	SCHEDULE	OF SCHEDULE	RPI	RPI	RPI	RPI
DIV. I ONLY	11- 9	150	1- 1	306	269	214	214	24	24	
DIV. I NON-CONF.	3- 7	248	1- 1	270	258	255	255	24	24	
TOTALS	RPI 1-25	RPI 26-50	W-L RECORDS	RPI 51-100	RPI 101-150	RPI 150+				
11- 9	0- 0	0- 2	OVERALL	0- 0	0- 2	11- 5				
5- 2	0- 0	0- 1	HOME	0- 0	0- 0	5- 1				
5- 6	0- 0	0- 1	AWAY	0- 0	0- 2	5- 3				
1- 1	0- 0	0- 0	NEUTRAL	0- 0	0- 0	1- 1				
3- 7	0- 0	0- 2	NON-CONFERENCE	0- 0	0- 1	3- 4				
0- 2	0- 0	0- 1	HOME	0- 0	0- 0	0- 1				
2- 4	0- 0	0- 1	AWAY	0- 0	0- 1	2- 2				
1- 1	0- 0	0- 0	NEUTRAL	0- 0	0- 0	1- 1				
8- 2	0- 0	0- 0	CONFERENCE	0- 0	0- 1	8- 1				
5- 0	0- 0	0- 0	HOME	0- 0	0- 0	5- 0				
3- 2	0- 0	0- 0	AWAY	0- 0	0- 1	3- 1				
0- 0	0- 0	0- 0	NEUTRAL	0- 0	0- 0	0- 0				

RPI 1-25				RPI 26-50				RPI 51-100				RPI 101+ Team's RPI: 214			
RPI	S	Opponent	Score	RPI	S	Opponent	Score	RPI	S	Opponent	Score	RPI	S	Opponent	Score
				30	A	St. Bonaventure	40 57					128	A	Quinnipiac	52 94
				44	H	Albany (NY)	42 61					146	A	Southern Ill.	54 73
												179	H	Northeastern	67 70
												202	A	Canisius	58 52
												202	H	Canisius	61 57
												238	N	Morgan St.	69 46
												243	H	Manhattan	60 59
												246	A	New Hampshire	57 53
												253	A	Navy	58 59
												279	A	Colgate	50 52
												280	A	Niagara	59 51
												290	A	Rider	58 70
												290	H	Rider	66 45
												307	A	Fairleigh Dickinson	81 65
												308	A	Monmouth	69 63
												308	H	Monmouth	64 54
												323	H	Saint Peter's	59 58
												330	N	Alabama St.	53 57
LAST 12 Division I GAMES:															
				238	N	Morgan St.	69 46					243	H	Manhattan	60 59
				330	N	Alabama St.	53 57					290	H	Rider	66 45
				128	A	Quinnipiac	52 94					202	A	Canisius	58 52
				202	H	Canisius	61 57					280	A	Niagara	59 51
				290	A	Rider	58 70					307	A	Fairleigh Dickinson	81 65
				308	H	Monmouth	64 54					279	A	Colgate	50 52

Non-Div I Games:

Siena

■ Loss,
 ■ Non-Conf,
 ■ S Site,
 ■ Home
 ■ A Away
 N Neutral

Average RPI Win:	260	WON-LOST	WINNING	LAST 10	STRENGTH OF	OPP. STRENGTH	TEAM	ADJ.	CONF.	ADJ CONF.
Average RPI Loss:	151	RECORD	PCT. RANK	GAMES	SCHEDULE	OF SCHEDULE	RPI	RPI	RPI	RPI
DIV. I ONLY	5- 10	249	4- 5	217	239	248	248	16	16	
DIV. I NON-CONF.	2- 5	253	1- 2	254	242	263	263	15	15	
TOTALS	RPI 1-25	RPI 26-50	W-L RECORDS	RPI 51-100	RPI 101-150	RPI 150+				
5- 10	0- 0	0- 1	OVERALL	0- 2	0- 2	5- 5				
1- 6	0- 0	0- 1	HOME	0- 1	0- 1	1- 3				
4- 4	0- 0	0- 0	AWAY	0- 1	0- 1	4- 2				
0- 0	0- 0	0- 0	NEUTRAL	0- 0	0- 0	0- 0				
2- 5	0- 0	0- 1	NON-CONFERENCE	0- 0	0- 2	2- 2				
0- 3	0- 0	0- 1	HOME	0- 0	0- 1	0- 1				
2- 2	0- 0	0- 0	AWAY	0- 0	0- 1	2- 1				
0- 0	0- 0	0- 0	NEUTRAL	0- 0	0- 0	0- 0				
3- 5	0- 0	0- 0	CONFERENCE	0- 2	0- 0	3- 3				
1- 3	0- 0	0- 0	HOME	0- 1	0- 0	1- 2				
2- 2	0- 0	0- 0	AWAY	0- 1	0- 0	2- 1				
0- 0	0- 0	0- 0	NEUTRAL	0- 0	0- 0	0- 0				

RPI S	Opponent	Score	RPI S	Opponent	Score	RPI S	Opponent	Score	RPI S	Opponent	Score	Team's RPI: 248
			32	H Florida	60 72	55	H Arkansas St.	53 66	140	A Southern Miss.	51 71	
						98	A La.-Lafayette	50 69	149	H UAB	39 53	
									167	H Texas St.	71 73	
									169	A Southern U.	45 50	
									173	H Little Rock	34 47	
									191	H Texas-Arlington	59 55	
									234	H UCF	36 77	
									245	A Grand Canyon	59 56	
									264	A Georgia St.	60 52	
									270	A La.-Monroe	63 57	
									293	A Ga. Southern	43 57	
									330	A Alabama St.	47 43	
LAST 12 Division I GAMES:												
270	A	La.-Monroe	63	57	55	H	Arkansas St.	53	66			
98	A	La.-Lafayette	50	69	173	H	Little Rock	34	47			
191	H	Texas-Arlington	59	55	245	A	Grand Canyon	59	56			
167	H	Texas St.	71	73	149	H	UAB	39	53			
264	A	Georgia St.	60	52	140	A	Southern Miss.	51	71			
293	A	Ga. Southern	43	57	330	A	Alabama St.	47	43			

Non-Div I Games: Spring Hill 64 49 William Carey 66 30

South Ala.

Loss, Non-Conf, S Site, H Home A Away N Neutral

South Carolina

Through Games Of Jan. 24, 2016

Average RPI Win:	104	WON-LOST	WINNING	LAST 10	STRENGTH OF	OPP. STRENGTH	TEAM	ADJ.	CONF.	ADJ CONF.
Average RPI Loss:	0	RECORD	PCT. RANK	GAMES	SCHEDULE	OF SCHEDULE	RPI	RPI	RPI	RPI
DIV. I ONLY	19- 0	1	10- 0	23	10	2	2	2	2	2
DIV. I NON-CONF.	12- 0	1	5- 0	134	5	6	6	2	2	2
TOTALS	RPI 1-25	RPI 26-50	W-L RECORDS	RPI 51-100	RPI 101-150	RPI 150+				
19- 0	5- 0	3- 0	OVERALL	3- 0	2- 0	6- 0				
9- 0	2- 0	2- 0	HOME	1- 0	1- 0	3- 0				
7- 0	2- 0	1- 0	AWAY	2- 0	0- 0	2- 0				
3- 0	1- 0	0- 0	NEUTRAL	0- 0	1- 0	1- 0				
12- 0	3- 0	1- 0	NON-CONFERENCE	1- 0	1- 0	6- 0				
6- 0	1- 0	1- 0	HOME	1- 0	0- 0	3- 0				
3- 0	1- 0	0- 0	AWAY	0- 0	0- 0	2- 0				
3- 0	1- 0	0- 0	NEUTRAL	0- 0	1- 0	1- 0				
7- 0	2- 0	2- 0	CONFERENCE	2- 0	1- 0	0- 0				
3- 0	1- 0	1- 0	HOME	0- 0	1- 0	0- 0				
4- 0	1- 0	1- 0	AWAY	2- 0	0- 0	0- 0				
0- 0	0- 0	0- 0	NEUTRAL	0- 0	0- 0	0- 0				

RPI	S	Opponent	Score	RPI	S	Opponent	Score	RPI	S	Opponent	Score	RPI	S	Opponent	Score
5	H	Ohio St.	88 80	26	H	Missouri	83 58	51	A	Vanderbilt	71 61	126	H	Arkansas	85 32
7	A	UCLA	68 65	37	A	Mississippi St.	57 51	63	A	Auburn	74 58	138	N	East Carolina	88 57
10	N	Arizona St.	60 58	39	H	Duke	66 55	88	H	Elon	78 63	151	H	Hampton	86 48
13	A	Kentucky	73 62									155	A	Hawaii	67 51
18	H	Texas A&M	59 58									231	A	Clemson	67 41
												262	N	CSU Bakersfield	90 71
												276	H	UNCG	92 44
												285	H	Winthrop	86 37
LAST 12 Division I GAMES:															
				37	A	Mississippi St.	57 51					126	H	Arkansas	85 32
				63	A	Auburn	74 58					88	H	Elon	78 63
				18	H	Texas A&M	59 58					138	N	East Carolina	88 57
				13	A	Kentucky	73 62					151	H	Hampton	86 48
				26	H	Missouri	83 58					285	H	Winthrop	86 37
				51	A	Vanderbilt	71 61					39	H	Duke	66 55

Non-Div I Games:

South Carolina

Loss, Non-Conf, S Site, H Home A Away N Neutral

Season Carolina Softball				Through Games Of Sun. 11/1/2010					
Average RPI Win: 317	WON-LOST	WINNING	LAST 10	STRENGTH OF	OPP. STRENGTH	TEAM	ADJ.	CONF.	ADJ CONF.
Average RPI Loss: 214	RECORD	PCT. RANK	GAMES	SCHEDULE	OF SCHEDULE	RPI	RPI	RPI	RPI
DIV. I ONLY	6- 9	226	4- 5	340	349	294	294	30	30
DIV. I NON-CONF.	2- 6	272	1- 3	265	315	273	273	31	31
TOTALS	RPI 1-25	RPI 26-50	W-L RECORDS	RPI 51-100	RPI 101-150	RPI 150+			
6- 9	0- 0	0- 0	OVERALL	0- 0	0- 2	6- 7			
3- 2	0- 0	0- 0	HOME	0- 0	0- 0	3- 2			
3- 6	0- 0	0- 0	AWAY	0- 0	0- 1	3- 5			
0- 1	0- 0	0- 0	NEUTRAL	0- 0	0- 1	0- 0			
2- 6	0- 0	0- 0	NON-CONFERENCE	0- 0	0- 2	2- 4			
1- 0	0- 0	0- 0	HOME	0- 0	0- 0	1- 0			
1- 5	0- 0	0- 0	AWAY	0- 0	0- 1	1- 4			
0- 1	0- 0	0- 0	NEUTRAL	0- 0	0- 1	0- 0			
4- 3	0- 0	0- 0	CONFERENCE	0- 0	0- 0	4- 3			
2- 2	0- 0	0- 0	HOME	0- 0	0- 0	2- 2			
2- 1	0- 0	0- 0	AWAY	0- 0	0- 0	2- 1			
0- 0	0- 0	0- 0	NEUTRAL	0- 0	0- 0	0- 0			

RPI 1-25				RPI 26-50				RPI 51-100				RPI 101+				Team's RPI: 294	
RPI	S	Opponent	Score	RPI	S	Opponent	Score	RPI	S	Opponent	Score	RPI	S	Opponent	Score		
												125	N	Central Ark.	38	51	
												149	A	UAB	38	71	
												175	A	Davidson	51	63	
												193	A	Jacksonville	47	79	
												206	A	Furman	46	59	
												231	A	Clemson	54	63	
												269	A	Bethune-Cookman	50	65	
												281	H	Wofford	60	47	
												283	H	N.C. A&T	54	57	
												297	H	Delaware St.	61	48	
												298	H	UMES	56	63	
												311	A	North Florida	53	48	
												313	A	Florida A&M	68	62	
												348	H	N.C. Central	58	51	
												349	A	Norfolk St.	60	52	
LAST 12 Division I GAMES:																	
				349	A	Norfolk St.	60 52	125	N	Central Ark.	38 51						
				298	H	UMES	56 63	311	A	North Florida	53 48						
				297	H	Delaware St.	61 48	175	A	Davidson	51 63						
				283	H	N.C. A&T	54 57	269	A	Bethune-Cookman	50 65						
				348	H	N.C. Central	58 51	313	A	Florida A&M	68 62						
				193	A	Jacksonville	47 79	231	A	Clemson	54 63						

Non-Div I Games:	Morris	90	39	Southern Wesleyan	75	52
------------------	--------	----	----	-------------------	----	----

South Carolina St.

■ Loss, ■ Non-Conf, S Site, H Home A Away N Neutral

South Dakota

Through Games Of Jan. 24, 2016

Average RPI Win:	206	WON-LOST	WINNING	LAST 10	STRENGTH OF	OPP. STRENGTH	TEAM	ADJ.	CONF.	ADJ CONF.
Average RPI Loss:	73	RECORD	PCT. RANK	GAMES	SCHEDULE	OF SCHEDULE	RPI	RPI	RPI	RPI
DIV. I ONLY	14- 5	50	8- 1	209	91	81	81	20	20	
DIV. I NON-CONF.	8- 4	100	3- 1	178	11	80	80	22	22	
TOTALS	RPI 1-25	RPI 26-50	W-L RECORDS	RPI 51-100	RPI 101-150	RPI 150+				
14- 5	0- 1	0- 1	OVERALL	2- 1	4- 2	8- 0				
7- 1	0- 1	0- 0	HOME	1- 0	2- 0	4- 0				
6- 4	0- 0	0- 1	AWAY	1- 1	2- 2	3- 0				
1- 0	0- 0	0- 0	NEUTRAL	0- 0	0- 0	1- 0				
8- 4	0- 1	0- 1	NON-CONFERENCE	1- 1	3- 1	4- 0				
3- 1	0- 1	0- 0	HOME	1- 0	1- 0	1- 0				
4- 3	0- 0	0- 1	AWAY	0- 1	2- 1	2- 0				
1- 0	0- 0	0- 0	NEUTRAL	0- 0	0- 0	1- 0				
6- 1	0- 0	0- 0	CONFERENCE	1- 0	1- 1	4- 0				
4- 0	0- 0	0- 0	HOME	0- 0	1- 0	3- 0				
2- 1	0- 0	0- 0	AWAY	1- 0	0- 1	1- 0				
0- 0	0- 0	0- 0	NEUTRAL	0- 0	0- 0	0- 0				

RPI 1-25				RPI 26-50				RPI 51-100 Team's RPI: 81				RPI 101+			
RPI	S	Opponent	Score	RPI	S	Opponent	Score	RPI	S	Opponent	Score	RPI	S	Opponent	Score
17	H	Washington	64 77	46	A	Kansas St.	81 84	56	A	Utah	59 66	108	A	UNI	43 64
								65	A	South Dakota St.	63 58	112	H	Drake	92 87
								92	H	Marquette	97 69	114	A	Fla. Atlantic	76 53
												133	H	IUPUI	65 59
												134	A	Illinois	85 76
												139	A	Oral Roberts	56 60
												186	A	North Dakota	73 70
												237	A	San Jose St.	87 77
												254	N	Appalachian St.	87 60
												274	H	Omaha	82 76
												286	H	Denver	85 60
												329	H	IPFW	92 60
												334	A	North Dakota St.	96 94
												336	H	Portland St.	103 61
LAST 12 Division I GAMES:															
133	H	IUPUI	65 59	286	H	Denver	85 60								
329	H	IPFW	92 60	134	A	Illinois	85 76								
65	A	South Dakota St.	63 58	186	A	North Dakota	73 70								
334	A	North Dakota St.	96 94	17	H	Washington	64 77								
274	H	Omaha	82 76	237	A	San Jose St.	87 77								
139	A	Oral Roberts	56 60	336	H	Portland St.	103 61								

Non-Div I Games: Dakota Wesleyan 94 54

South Dakota

Loss, Non-Conf, S Site, H Home A Away N Neutral

Average RPI Win:	201	WON-LOST	WINNING	LAST 10	STRENGTH OF	OPP. STRENGTH	TEAM	ADJ.	CONF.	ADJ CONF.
Average RPI Loss:	30	RECORD	PCT. RANK	GAMES	SCHEDULE	OF SCHEDULE	RPI	RPI	RPI	RPI
DIV. I ONLY	16- 4	29	8- 2	127	117	65	65	20	20	
DIV. I NON-CONF.	10- 3	62	4- 1	63	19	35	35	22	22	
TOTALS	RPI 1-25	RPI 26-50	W-L RECORDS	RPI 51-100	RPI 101-150	RPI 150+				
16- 4	0- 3	1- 0	OVERALL	0- 1	5- 0	10- 0				
9- 2	0- 1	1- 0	HOME	0- 1	3- 0	5- 0				
5- 1	0- 1	0- 0	AWAY	0- 0	1- 0	4- 0				
2- 1	0- 1	0- 0	NEUTRAL	0- 0	1- 0	1- 0				
10- 3	0- 3	1- 0	NON-CONFERENCE	0- 0	4- 0	5- 0				
6- 1	0- 1	1- 0	HOME	0- 0	2- 0	3- 0				
2- 1	0- 1	0- 0	AWAY	0- 0	1- 0	1- 0				
2- 1	0- 1	0- 0	NEUTRAL	0- 0	1- 0	1- 0				
6- 1	0- 0	0- 0	CONFERENCE	0- 1	1- 0	5- 0				
3- 1	0- 0	0- 0	HOME	0- 1	1- 0	2- 0				
3- 0	0- 0	0- 0	AWAY	0- 0	0- 0	3- 0				
0- 0	0- 0	0- 0	NEUTRAL	0- 0	0- 0	0- 0				

RPI 1-25				RPI 26-50				RPI 51-100				Team's RPI: 65	RPI 101+			
RPI	S	Opponent	Score	RPI	S	Opponent	Score	RPI	S	Opponent	Score		RPI	S	Opponent	Score
1	H	Notre Dame	64 75	29	H	DePaul	88 79	81	H	South Dakota	58 63		108	H	UNI	89 86
12	A	Green Bay	57 58										111	A	Creighton	53 51
25	N	Maryland	55 62										126	H	Arkansas	76 69
													132	N	Pittsburgh	55 54
													133	H	IUPUI	68 66
													168	N	Old Dominion	71 39
													174	H	Northern Colo.	66 62
													195	H	Marist	77 68
													232	H	Western Ill.	85 63
													241	A	Bowling Green	58 45
													274	H	Omaha	68 58
													286	A	Denver	76 39
													329	A	IPFW	61 42
													334	A	North Dakota St.	81 63
													336	H	Portland St.	74 65
LAST 12 Division I GAMES:																
232	H	Western Ill.	85 63	286	A	Denver	76 39	241	A	Bowling Green	58 45					
133	H	IUPUI	68 66	12	A	Green Bay	57 58	29	H	DePaul	88 79					
81	H	South Dakota	58 63	111	A	Creighton	53 51	108	H	UNI	89 86					
329	A	IPFW	61 42													
274	H	Omaha	68 58													
334	A	North Dakota St.	81 63													

Non-Div I Games:

South Dakota St.

■ Loss,
■ Non-Conf, S Site,
■ Home
■ Away
N Neutral

Average RPI Win:	140	WON-LOST	WINNING	LAST 10	STRENGTH OF	OPP. STRENGTH	TEAM	ADJ.	CONF.	ADJ CONF.
Average RPI Loss:	43	RECORD	PCT. RANK	GAMES	SCHEDULE	OF SCHEDULE	RPI	RPI	RPI	RPI
DIV. I ONLY	13- 5	64	0- 1	40	28	36	36	7	7	
DIV. I NON-CONF.	7- 3	91	0- 1	11	20	22	22	7	7	
TOTALS	RPI 1-25	RPI 26-50	W-L RECORDS	RPI 51-100	RPI 101-150	RPI 150+				
13- 5	1- 2	0- 2	OVERALL	3- 0	4- 1	5- 0				
10- 1	1- 1	0- 0	HOME	2- 0	3- 0	4- 0				
3- 3	0- 1	0- 0	AWAY	1- 0	1- 0	1- 0				
0- 1	0- 0	0- 1	NEUTRAL	0- 0	0- 0	0- 0				
7- 3	1- 1	0- 2	NON-CONFERENCE	2- 0	1- 0	3- 0				
7- 0	1- 0	0- 0	HOME	2- 0	1- 0	3- 0				
0- 2	0- 1	0- 1	AWAY	0- 0	0- 0	0- 0				
0- 1	0- 0	0- 1	NEUTRAL	0- 0	0- 0	0- 0				
6- 2	0- 1	0- 0	CONFERENCE	1- 0	3- 1	2- 0				
3- 1	0- 1	0- 0	HOME	0- 0	2- 0	1- 0				
3- 1	0- 0	0- 0	AWAY	1- 0	1- 1	1- 0				
0- 0	0- 0	0- 0	NEUTRAL	0- 0	0- 0	0- 0				

RPI	S	Opponent	Score	RPI	S	Opponent	Score	Team's RPI: 36	RPI	S	Opponent	Score	RPI	S	Opponent	Score
3	H	UConn	59 75	34	A	St. John's (NY)	70 74		66	A	Tulane	71 67	129	H	Penn St.	101 79
4	A	Baylor	63 66	37	N	Mississippi St.	58 68		67	H	Chattanooga	61 33	136	A	Memphis	87 88
20	H	Oklahoma St.	68 46						96	H	Drexel	73 58	137	H	SMU	83 56
													138	A	East Carolina	61 59
													138	H	East Carolina	75 54
													162	H	Butler	87 77
													193	H	Jacksonville	74 52
													204	H	Harvard	86 59
													234	A	UCF	88 49
													234	H	UCF	108 63
LAST 12 Division I GAMES:																
4	A	Baylor	63 66	137	H	SMU	83 56									
234	A	UCF	88 49	234	H	UCF	108 63									
136	A	Memphis	87 88	138	A	East Carolina	61 59									
138	H	East Carolina	75 54	37	N	Mississippi St.	58 68									
66	A	Tulane	71 67	20	H	Oklahoma St.	68 46									
3	H	UConn	59 75	67	H	Chattanooga	61 33									

Non-Div I Games:

South Fla.

■ Loss,
 ■ Non-Conf,
 ■ S Site,
 ■ Home
 ■ A Away
 N Neutral

Average RPI Win:	269	WON-LOST	WINNING	LAST 10	STRENGTH OF	OPP. STRENGTH	TEAM	ADJ.	CONF.	ADJ CONF.
Average RPI Loss:	115	RECORD	PCT. RANK	GAMES	SCHEDULE	OF SCHEDULE	RPI	RPI	RPI	RPI
DIV. I ONLY	10- 9	162	0- 2	205	303	177	177	23	23	
DIV. I NON-CONF.	5- 6	180	0- 1	197	304	186	186	23	23	
TOTALS	RPI 1-25	RPI 26-50	W-L RECORDS	RPI 51-100	RPI 101-150	RPI 150+				
10- 9	0- 0	0- 1	OVERALL	0- 3	1- 4	9- 1				
4- 3	0- 0	0- 0	HOME	0- 1	1- 2	3- 0				
6- 4	0- 0	0- 1	AWAY	0- 1	0- 1	6- 1				
0- 2	0- 0	0- 0	NEUTRAL	0- 1	0- 1	0- 0				
5- 6	0- 0	0- 1	NON-CONFERENCE	0- 2	0- 3	5- 0				
1- 2	0- 0	0- 0	HOME	0- 0	0- 2	1- 0				
4- 2	0- 0	0- 1	AWAY	0- 1	0- 0	4- 0				
0- 2	0- 0	0- 0	NEUTRAL	0- 1	0- 1	0- 0				
5- 3	0- 0	0- 0	CONFERENCE	0- 1	1- 1	4- 1				
3- 1	0- 0	0- 0	HOME	0- 1	1- 0	2- 0				
2- 2	0- 0	0- 0	AWAY	0- 0	0- 1	2- 1				
0- 0	0- 0	0- 0	NEUTRAL	0- 0	0- 0	0- 0				

RPI 1-25				RPI 26-50				RPI 51-100				RPI 101+				Team's RPI: 177	
RPI	S	Opponent	Score	RPI	S	Opponent	Score	RPI	S	Opponent	Score	RPI	S	Opponent	Score		
				26	A	Missouri	32 74	73	N	UC Riverside	67 85	117	H	Belmont	81 74		
								86	A	Saint Louis	52 67	125	H	Central Ark.	54 63		
								90	H	UT Martin	74 84	130	N	Idaho St.	64 65		
												146	H	Southern Ill.	72 87		
												150	A	SIUE	73 80		
												207	A	Eastern Ky.	55 56		
												224	H	Tennessee St.	75 65		
												232	A	Western Ill.	89 84		
												273	A	Tennessee Tech	60 57		
												277	H	UMKC	78 65		
												292	A	Wichita St.	66 62		
												303	H	Jacksonville St.	61 47		
												309	A	Morehead St.	89 79		
												319	A	Lipscomb	84 69		
												346	A	Alabama A&M	69 58		
LAST 12 Division I GAMES:																	
				73	N	UC Riverside	67 85	309	A	Morehead St.	89 79						
				90	H	UT Martin	74 84	224	H	Tennessee St.	75 65						
				150	A	SIUE	73 80	117	H	Belmont	81 74						
				273	A	Tennessee Tech	60 57	146	H	Southern Ill.	72 87						
				303	H	Jacksonville St.	61 47	125	H	Central Ark.	54 63						
				207	A	Eastern Ky.	55 56	319	A	Lipscomb	84 69						

Non-Div I Games: Harris-Stowe 78 66 William Woods 94 58

Southeast Mo. St.

Loss, Non-Conf, S Site, H Home A Away N Neutral

Average RPI Win:	295	WON-LOST	WINNING	LAST 10	STRENGTH OF	OPP. STRENGTH	TEAM	ADJ.	CONF.	ADJ CONF.
Average RPI Loss:	182	RECORD	PCT. RANK	GAMES	SCHEDULE	OF SCHEDULE	RPI	RPI	RPI	RPI
DIV. I ONLY	3- 14	318	3- 7	268	253	321	321	27	27	
DIV. I NON-CONF.	1- 10	330	1- 5	113	234	274	274	26	26	
TOTALS	RPI 1-25	RPI 26-50	W-L RECORDS	RPI 51-100	RPI 101-150	RPI 150+				
3- 14	0- 0	0- 1	OVERALL	0- 1	0- 5	3- 7				
2- 5	0- 0	0- 0	HOME	0- 1	0- 0	2- 4				
1- 9	0- 0	0- 1	AWAY	0- 0	0- 5	1- 3				
0- 0	0- 0	0- 0	NEUTRAL	0- 0	0- 0	0- 0				
1- 10	0- 0	0- 1	NON-CONFERENCE	0- 1	0- 5	1- 3				
0- 4	0- 0	0- 0	HOME	0- 1	0- 0	0- 3				
1- 6	0- 0	0- 1	AWAY	0- 0	0- 5	1- 0				
0- 0	0- 0	0- 0	NEUTRAL	0- 0	0- 0	0- 0				
2- 4	0- 0	0- 0	CONFERENCE	0- 0	0- 0	2- 4				
2- 1	0- 0	0- 0	HOME	0- 0	0- 0	2- 1				
0- 3	0- 0	0- 0	AWAY	0- 0	0- 0	0- 3				
0- 0	0- 0	0- 0	NEUTRAL	0- 0	0- 0	0- 0				

RPI S	Opponent	Score	RPI S	Opponent	Score	RPI S	Opponent	Score	RPI S	Opponent	Score	Team's RPI: 321
			37 A	Mississippi St.	41 81	63 H	Auburn	68 80	101 A	Georgia Tech	49 102	
									105 A	Wright St.	72 106	
									122 A	Texas Tech	51 113	
									126 A	Arkansas	53 97	
									135 A	Xavier	27 67	
									152 H	Troy	90 100	
									244 A	Sam Houston St.	56 80	
									256 A	Houston Baptist	56 64	
									270 H	La.-Monroe	84 88	
									278 H	Stephen F. Austin	65 56	
									284 H	Incarinate Word	66 70	
									295 H	Lamar	73 66	
									313 A	Florida A&M	62 57	
									326 H	Jackson St.	72 79	
									328 A	A&M-Corpus Christi	67 69	
LAST 12 Division I GAMES:												
			328 A	A&M-Corpus Christi	67 69	37 A	Mississippi St.	41 81				
			284 H	Incarinate Word	66 70	152 H	Troy	90 100				
			295 H	Lamar	73 66	326 H	Jackson St.	72 79				
			256 A	Houston Baptist	56 64	313 A	Florida A&M	62 57				
			244 A	Sam Houston St.	56 80	270 H	La.-Monroe	84 88				
			278 H	Stephen F. Austin	65 56	135 A	Xavier	27 67				

Non-Div I Games:

Southeastern La.

■ Loss,
 ■ Non-Conf,
 ■ S Site,
 ■ Home
 ■ Away
 N Neutral

Average RPI Win:	147	WON-LOST	WINNING	LAST 10	STRENGTH OF	OPP. STRENGTH	TEAM	ADJ.	CONF.	ADJ CONF.
Average RPI Loss:	18	RECORD	PCT. RANK	GAMES	SCHEDULE	OF SCHEDULE	RPI	RPI	RPI	RPI
DIV. I ONLY	14- 5	50	5- 5	8	77	19	19	1	1	
DIV. I NON-CONF.	11- 0	1	4- 0	47	309	5	5	1	1	
TOTALS	RPI 1-25	RPI 26-50	W-L RECORDS	RPI 51-100	RPI 101-150	RPI 150+				
14- 5	1- 4	2- 0	OVERALL	4- 1	1- 0	6- 0				
10- 2	1- 2	1- 0	HOME	3- 0	0- 0	5- 0				
1- 3	0- 2	0- 0	AWAY	1- 1	0- 0	0- 0				
3- 0	0- 0	1- 0	NEUTRAL	0- 0	1- 0	1- 0				
11- 0	0- 0	2- 0	NON-CONFERENCE	2- 0	1- 0	6- 0				
7- 0	0- 0	1- 0	HOME	1- 0	0- 0	5- 0				
1- 0	0- 0	0- 0	AWAY	1- 0	0- 0	0- 0				
3- 0	0- 0	1- 0	NEUTRAL	0- 0	1- 0	1- 0				
3- 5	1- 4	0- 0	CONFERENCE	2- 1	0- 0	0- 0				
3- 2	1- 2	0- 0	HOME	2- 0	0- 0	0- 0				
0- 3	0- 2	0- 0	AWAY	0- 1	0- 0	0- 0				
0- 0	0- 0	0- 0	NEUTRAL	0- 0	0- 0	0- 0				

RPI	S	Opponent	Score	RPI	S	Opponent	Score	RPI	S	Opponent	Score	RPI	S	Opponent	Score
6	H	Stanford	47 57	42	N	West Virginia	78 67	52	A	Washington St.	61 73	131	N	Iona	76 56
7	A	UCLA	73 78	44	H	Albany (NY)	68 67	60	H	California	61 47	159	H	Long Beach St.	69 43
7	H	UCLA	71 68					68	H	Santa Clara	81 46	185	H	UNLV	73 42
9	H	Oregon St.	49 57					76	A	Gonzaga	60 56	245	N	Grand Canyon	75 44
17	A	Washington	60 69					83	H	Oregon	74 67	313	H	Florida A&M	88 45
												314	H	UC Irvine	75 56
												331	H	Southern Utah	71 32
LAST 12 Division I GAMES:															
60	H	California	61 47	9	H	Oregon St.	49 57								
6	H	Stanford	47 57	7	A	UCLA	73 78								
17	A	Washington	60 69	314	H	UC Irvine	75 56								
52	A	Washington St.	61 73	44	H	Albany (NY)	68 67								
7	H	UCLA	71 68	313	H	Florida A&M	88 45								
83	H	Oregon	74 67	159	H	Long Beach St.	69 43								

Non-Div I Games: Hope Int'l 92 43

Southern California

■ Loss,
 ■ Non-Conf,
 ■ S Site,
 ■ H Home
 ■ A Away
 N Neutral

Average RPI Win:	213	WON-LOST	WINNING	LAST 10	STRENGTH OF	OPP. STRENGTH	TEAM	ADJ.	CONF.	ADJ CONF.
Average RPI Loss:	142	RECORD	PCT. RANK	GAMES	SCHEDULE	OF SCHEDULE	RPI	RPI	RPI	RPI
DIV. I ONLY	11- 8	129	1- 0	181	211	146	146	21	21	
DIV. I NON-CONF.	7- 5	135	1- 0	130	254	129	129	18	18	
TOTALS	RPI 1-25	RPI 26-50	W-L RECORDS	RPI 51-100	RPI 101-150	RPI 150+				
11- 8	0- 0	0- 1	OVERALL	0- 1	4- 3	7- 3				
6- 3	0- 0	0- 0	HOME	0- 1	1- 0	5- 2				
5- 5	0- 0	0- 1	AWAY	0- 0	3- 3	2- 1				
0- 0	0- 0	0- 0	NEUTRAL	0- 0	0- 0	0- 0				
7- 5	0- 0	0- 1	NON-CONFERENCE	0- 1	2- 2	5- 1				
4- 2	0- 0	0- 0	HOME	0- 1	1- 0	3- 1				
3- 3	0- 0	0- 1	AWAY	0- 0	1- 2	2- 0				
0- 0	0- 0	0- 0	NEUTRAL	0- 0	0- 0	0- 0				
4- 3	0- 0	0- 0	CONFERENCE	0- 0	2- 1	2- 2				
2- 1	0- 0	0- 0	HOME	0- 0	0- 0	2- 1				
2- 2	0- 0	0- 0	AWAY	0- 0	2- 1	0- 1				
0- 0	0- 0	0- 0	NEUTRAL	0- 0	0- 0	0- 0				

RPI S	Opponent	Score	RPI S	Opponent	Score	RPI S	Opponent	Score	RPI S	Opponent	Score	Team's RPI: 146
29	A DePaul	61 105	90	H UT Martin	63 70	104	A Missouri St.	77 82				
						108	A UNI	65 60				
						112	A Drake	77 67				
						134	A Illinois	64 78				
						136	A Memphis	58 61				
						148	A Mercer	55 52				
						150	H SIUE	71 57				
						164	H Loyola Chicago	68 69				
						177	A Southeast Mo. St.	87 72				
						188	H Marshall	55 61				
						214	H Siena	73 54				
						224	H Tennessee St.	79 70				
						291	H Evansville	74 56				
						292	A Wichita St.	48 57				
						302	A Murray St.	70 57				
						309	H Morehead St.	102 69				
						312	H Bradley	75 49				
LAST 12 Division I GAMES:												
224	H Tennessee St.	79 70	108	A UNI	65 60							
104	A Missouri St.	77 82	112	A Drake	77 67							
292	A Wichita St.	48 57	188	H Marshall	55 61							
291	H Evansville	74 56	177	A Southeast Mo. St.	87 72							
164	H Loyola Chicago	68 69	148	A Mercer	55 52							
312	H Bradley	75 49	309	H Morehead St.	102 69							

Non-Div I Games:

Southern Ill.

Average RPI Win:	232	WON-LOST	WINNING	LAST 10	STRENGTH OF	OPP. STRENGTH	TEAM	ADJ.	CONF.	ADJ CONF.
Average RPI Loss:	92	RECORD	PCT. RANK	GAMES	SCHEDULE	OF SCHEDULE	RPI	RPI	RPI	RPI
DIV. I ONLY	9- 7	135	1- 1	183	107	140	140	11	11	
DIV. I NON-CONF.	6- 4	124	1- 1	139	146	116	116	10	10	
TOTALS	RPI 1-25	RPI 26-50	W-L RECORDS	RPI 51-100	RPI 101-150	RPI 150+				
9- 7	0- 1	0- 1	OVERALL	0- 2	3- 1	6- 2				
8- 0	0- 0	0- 0	HOME	0- 0	3- 0	5- 0				
1- 6	0- 1	0- 1	AWAY	0- 2	0- 0	1- 2				
0- 1	0- 0	0- 0	NEUTRAL	0- 0	0- 1	0- 0				
6- 4	0- 1	0- 1	NON-CONFERENCE	0- 1	2- 1	4- 0				
5- 0	0- 0	0- 0	HOME	0- 0	2- 0	3- 0				
1- 3	0- 1	0- 1	AWAY	0- 1	0- 0	1- 0				
0- 1	0- 0	0- 0	NEUTRAL	0- 0	0- 1	0- 0				
3- 3	0- 0	0- 0	CONFERENCE	0- 1	1- 0	2- 2				
3- 0	0- 0	0- 0	HOME	0- 0	1- 0	2- 0				
0- 3	0- 0	0- 0	AWAY	0- 1	0- 0	0- 2				
0- 0	0- 0	0- 0	NEUTRAL	0- 0	0- 0	0- 0				

RPI	S	Opponent	Score	RPI	S	Opponent	Score	RPI	S	Opponent	Score	RPI	S	Opponent	Score	Team's RPI: 140
4	A	Baylor	42 97	37	A	Mississippi St.	65 78	67	A	Chattanooga	48 53	109	N	North Carolina	62 69	
								79	A	Charlotte	59 80	114	H	Fla. Atlantic	89 80	
												140	H	Ole Miss	57 38	
												143	H	Samford	56 48	
												168	A	Old Dominion	45 53	
												183	A	Louisiana Tech	37 72	
												183	H	Louisiana Tech	69 59	
												248	H	South Ala.	71 51	
												273	A	Tennessee Tech	69 57	
												316	H	FIU	82 55	
												330	H	Alabama St.	65 44	
												344	H	Mississippi Val.	71 55	
LAST 12 Division I GAMES:																
143	H	Samford	56 48	79	A	Charlotte	59 80	183	H	Louisiana Tech	69 59	109	N	North Carolina	62 69	
67	A	Chattanooga	48 53	37	A	Mississippi St.	65 78	140	H	Ole Miss	57 38	114	H	Fla. Atlantic	89 80	
183	A	Louisiana Tech	37 72	79	A	Charlotte	59 80	143	H	Samford	56 48	168	A	Old Dominion	45 53	
316	H	FIU	82 55	183	H	Louisiana Tech	69 59	248	H	South Ala.	71 51	273	A	Tennessee Tech	69 57	
114	H	Fla. Atlantic	89 80	109	N	North Carolina	62 69	316	H	FIU	82 55	330	H	Alabama St.	65 44	
168	A	Old Dominion	45 53	140	H	Ole Miss	57 38	344	H	Mississippi Val.	71 55					
				248	H	South Ala.	71 51									

Non-Div I Games: William Carey 75 34

Southern Miss.

Average RPI Win:	286	WON-LOST	WINNING	LAST 10	STRENGTH OF	OPP. STRENGTH	TEAM	ADJ.	CONF.	ADJ CONF.
Average RPI Loss:	109	RECORD	PCT. RANK	GAMES	SCHEDULE	OF SCHEDULE	RPI	RPI	RPI	RPI
DIV. I ONLY	6- 8	209	5- 4	156	274	169	169	32	32	
DIV. I NON-CONF.	1- 6	311	0- 4	7	26	152	152	30	30	
TOTALS	RPI 1-25	RPI 26-50	W-L RECORDS	RPI 51-100	RPI 101-150	RPI 150+				
6- 8	0- 2	0- 1	OVERALL	0- 3	0- 0	6- 2				
3- 1	0- 0	0- 0	HOME	0- 0	0- 0	3- 1				
3- 7	0- 1	0- 1	AWAY	0- 3	0- 0	3- 1				
0- 0	0- 0	0- 0	NEUTRAL	0- 0	0- 0	0- 0				
1- 6	0- 2	0- 1	NON-CONFERENCE	0- 3	0- 0	1- 0				
1- 0	0- 0	0- 0	HOME	0- 0	0- 0	1- 0				
0- 6	0- 2	0- 1	AWAY	0- 3	0- 0	0- 0				
0- 0	0- 0	0- 0	NEUTRAL	0- 0	0- 0	0- 0				
5- 2	0- 0	0- 0	CONFERENCE	0- 0	0- 0	5- 2				
2- 1	0- 0	0- 0	HOME	0- 0	0- 0	2- 1				
3- 1	0- 0	0- 0	AWAY	0- 0	0- 0	3- 1				
0- 0	0- 0	0- 0	NEUTRAL	0- 0	0- 0	0- 0				

RPI 1-25				RPI 26-50				RPI 51-100				RPI 101+ Team's RPI: 169			
RPI	S	Opponent	Score	RPI	S	Opponent	Score	RPI	S	Opponent	Score	RPI	S	Opponent	Score
18	A	Texas A&M	47 88	46	A	Kansas St.	47 59	59	A	Nebraska	38 89	192	H	Grambling	80 68
25	A	Maryland	61 94					66	A	Tulane	48 77	248	H	South Ala.	50 45
								77	A	Iowa St.	46 86	251	A	Texas Southern	45 59
												263	A	Prairie View	65 55
												326	H	Jackson St.	84 57
												330	H	Alabama St.	59 60
												343	A	Ark.-Pine Bluff	78 61
												344	A	Mississippi Val.	99 36
LAST 12 Division I GAMES:															
330	H	Alabama St.	59 60	251	A	Texas Southern	45 59								
344	A	Mississippi Val.	99 36	66	A	Tulane	48 77								
343	A	Ark.-Pine Bluff	78 61	25	A	Maryland	61 94								
326	H	Jackson St.	84 57	77	A	Iowa St.	46 86								
192	H	Grambling	80 68	46	A	Kansas St.	47 59								
263	A	Prairie View	65 55	59	A	Nebraska	38 89								

Non-Div I Games: Tougaloo 81 48 Spring Hill 65 46

Southern U.

Loss, Non-Conf, S Site, H Home A Away N Neutral

Southern Utah

Through Games Of Jan. 24, 2016

Average RPI Win:	313	WON-LOST	WINNING	LAST 10	STRENGTH OF	OPP. STRENGTH	TEAM	ADJ.	CONF.	ADJ CONF.
Average RPI Loss:	179	RECORD	PCT. RANK	GAMES	SCHEDULE	OF SCHEDULE	RPI	RPI	RPI	RPI
DIV. I ONLY	2- 15	331	0- 1	253	220	331	331	18	18	
DIV. I NON-CONF.	2- 8	290	0- 1	295	223	329	329	20	20	
TOTALS	RPI 1-25	RPI 26-50	W-L RECORDS	RPI 51-100	RPI 101-150	RPI 150+				
2- 15	0- 1	0- 0	OVERALL	0- 1	0- 3	2- 10				
2- 3	0- 0	0- 0	HOME	0- 0	0- 1	2- 2				
0- 11	0- 1	0- 0	AWAY	0- 1	0- 2	0- 7				
0- 1	0- 0	0- 0	NEUTRAL	0- 0	0- 0	0- 1				
2- 8	0- 1	0- 0	NON-CONFERENCE	0- 1	0- 2	2- 4				
2- 1	0- 0	0- 0	HOME	0- 0	0- 0	2- 1				
0- 6	0- 1	0- 0	AWAY	0- 1	0- 2	0- 2				
0- 1	0- 0	0- 0	NEUTRAL	0- 0	0- 0	0- 1				
0- 7	0- 0	0- 0	CONFERENCE	0- 0	0- 1	0- 6				
0- 2	0- 0	0- 0	HOME	0- 0	0- 1	0- 1				
0- 5	0- 0	0- 0	AWAY	0- 0	0- 0	0- 5				
0- 0	0- 0	0- 0	NEUTRAL	0- 0	0- 0	0- 0				

RPI 1-25				RPI 26-50				RPI 51-100				RPI 101+ Team's RPI: 331			
RPI	S	Opponent	Score	RPI	S	Opponent	Score	RPI	S	Opponent	Score	RPI	S	Opponent	Score
19	A	Southern California	32 71					97	A	TCU	47 76	110	A	New Mexico St.	60 74
												123	H	Idaho	51 62
												147	A	New Mexico	48 70
												163	A	Montana St.	59 86
												166	H	Eastern Wash.	82 85
												174	A	Northern Colo.	44 64
												185	A	UNLV	44 79
												186	A	North Dakota	56 68
												222	A	Montana	60 66
												226	A	Utah Valley	58 70
												266	A	Northern Ariz.	48 57
												283	N	N.C. A&T	65 78
												287	H	CSUN	67 65
												314	H	UC Irvine	58 63
												339	H	Air Force	75 56
LAST 12 Division I GAMES:															
283	N	N.C. A&T	65 78	222	A	Montana	60 66								
186	A	North Dakota	56 68	163	A	Montana St.	59 86								
174	A	Northern Colo.	44 64	97	A	TCU	47 76								
123	H	Idaho	51 62	339	H	Air Force	75 56								
166	H	Eastern Wash.	82 85	19	A	Southern California	32 71								
266	A	Northern Ariz.	48 57	287	H	CSUN	67 65								

Non-Div I Games:

Southern Utah

■ Loss,
■ Non-Conf,
■ S Site,
■ H Home
■ A Away
N Neutral

Average RPI Win:	165	WON-LOST	WINNING	LAST 10	STRENGTH OF	OPP. STRENGTH	TEAM	ADJ.	CONF.	ADJ CONF.
Average RPI Loss:	50	RECORD	PCT. RANK	GAMES	SCHEDULE	OF SCHEDULE	RPI	RPI	RPI	RPI
DIV. I ONLY	17- 3	16	0- 1	129	72	30	30	9	9	
DIV. I NON-CONF.	11- 2	28	0- 1	148	87	33	33	8	8	
TOTALS	RPI 1-25	RPI 26-50	W-L RECORDS	RPI 51-100	RPI 101-150	RPI 150+				
17- 3	0- 1	1- 1	OVERALL	2- 1	4- 0	10- 0				
11- 0	0- 0	0- 0	HOME	1- 0	4- 0	6- 0				
6- 3	0- 0	1- 1	AWAY	1- 1	0- 0	4- 0				
0- 0	0- 0	0- 0	NEUTRAL	0- 0	0- 0	0- 0				
11- 2	0- 0	0- 1	NON-CONFERENCE	2- 1	4- 0	5- 0				
8- 0	0- 0	0- 0	HOME	1- 0	4- 0	3- 0				
3- 2	0- 0	0- 1	AWAY	1- 1	0- 0	2- 0				
0- 0	0- 0	0- 0	NEUTRAL	0- 0	0- 0	0- 0				
6- 1	0- 1	1- 0	CONFERENCE	0- 0	0- 0	5- 0				
3- 0	0- 0	0- 0	HOME	0- 0	0- 0	3- 0				
3- 1	0- 1	1- 0	AWAY	0- 0	0- 0	2- 0				
0- 0	0- 0	0- 0	NEUTRAL	0- 0	0- 0	0- 0				

RPI 1-25				RPI 26-50				Team's RPI: 30				RPI 51-100				RPI 101+			
RPI	S	Opponent	Score	RPI	S	Opponent	Score	RPI	S	Opponent	Score	RPI	S	Opponent	Score	RPI	S	Opponent	Score
24	A	Duquesne	62 74	29	A	DePaul	54 77	70	H	James Madison	56 45	103	H	Georgetown	69 54				
				41	A	Dayton	59 54	96	A	Drexel	46 58	121	H	Buffalo	59 32				
								100	A	Stony Brook	73 68	127	H	Toledo	74 63				
												129	H	Penn St.	70 60				
												158	H	George Mason	70 55				
												175	A	Davidson	59 47				
												182	A	Rhode Island	69 56				
												194	H	Fordham	55 41				
												202	A	Canisius	59 47				
												213	H	Detroit	84 73				
												214	H	Siena	57 40				
												220	H	Massachusetts	66 41				
												279	A	Colgate	62 38				
												280	H	Niagara	67 55				
LAST 12 Division I GAMES:																			
96	A	Drexel	46 58	194	H	Fordham	55 41												
24	A	Duquesne	62 74	182	A	Rhode Island	69 56												
41	A	Dayton	59 54	202	A	Canisius	59 47												
158	H	George Mason	70 55	280	H	Niagara	67 55												
175	A	Davidson	59 47	279	A	Colgate	62 38												
220	H	Massachusetts	66 41	129	H	Penn St.	70 60												

Non-Div I Games:

St. Bonaventure

St. Francis Brooklyn

Through Games Of Jan. 24, 2016

Average RPI Win:	306	WON-LOST	WINNING	LAST 10	STRENGTH OF	OPP. STRENGTH	TEAM	ADJ.	CONF.	ADJ CONF.
Average RPI Loss:	242	RECORD	PCT. RANK	GAMES	SCHEDULE	OF SCHEDULE	RPI	RPI	RPI	RPI
DIV. I ONLY	4- 14	301	3- 7	343	343	341	341	31	31	
DIV. I NON-CONF.	3- 8	258	2- 3	333	332	333	333	32	32	
TOTALS	RPI 1-25	RPI 26-50	W-L RECORDS	RPI 51-100	RPI 101-150	RPI 150+				
4- 14	0- 0	0- 0	OVERALL	0- 1	0- 2	4- 11				
1- 6	0- 0	0- 0	HOME	0- 1	0- 0	1- 5				
2- 7	0- 0	0- 0	AWAY	0- 0	0- 1	2- 6				
1- 1	0- 0	0- 0	NEUTRAL	0- 0	0- 1	1- 0				
3- 8	0- 0	0- 0	NON-CONFERENCE	0- 1	0- 2	3- 5				
1- 2	0- 0	0- 0	HOME	0- 1	0- 0	1- 1				
1- 5	0- 0	0- 0	AWAY	0- 0	0- 1	1- 4				
1- 1	0- 0	0- 0	NEUTRAL	0- 0	0- 1	1- 0				
1- 6	0- 0	0- 0	CONFERENCE	0- 0	0- 0	1- 6				
0- 4	0- 0	0- 0	HOME	0- 0	0- 0	0- 4				
1- 2	0- 0	0- 0	AWAY	0- 0	0- 0	1- 2				
0- 0	0- 0	0- 0	NEUTRAL	0- 0	0- 0	0- 0				

RPI 1-25				RPI 26-50				RPI 51-100				RPI 101+ Team's RPI: 341					
RPI	S	Opponent	Score	RPI	S	Opponent	Score	RPI	S	Opponent	Score	RPI	S	Opponent	Score		
								80	H	Army West Point	35	74	101	A	Georgia Tech	51	89
													103	N	Georgetown	52	74
													205	H	Robert Morris	53	62
													227	H	Bryant	42	70
													243	A	Manhattan	53	61
													257	H	Sacred Heart	51	68
													261	H	Loyola Maryland	64	54
													275	H	Saint Francis (PA)	76	83
													288	A	Vermont	59	55
													290	H	Rider	59	71
													307	A	Fairleigh Dickinson	61	65
													308	A	Monmouth	54	63
													323	A	Saint Peter's	40	44
													324	A	LIU Brooklyn	71	51
													332	A	Lafayette	59	77
													337	A	Mt. St. Mary's	56	66
													349	N	Norfolk St.	59	55
LAST 12 Division I GAMES:																	
324	A	LIU Brooklyn	71	51	307	A	Fairleigh Dickinson	61	65								
227	H	Bryant	42	70	349	N	Norfolk St.	59	55								
257	H	Sacred Heart	51	68	308	A	Monmouth	54	63								
275	H	Saint Francis (PA)	76	83	261	H	Loyola Maryland	64	54								
205	H	Robert Morris	53	62	243	A	Manhattan	53	61								
337	A	Mt. St. Mary's	56	66	80	H	Army West Point	35	74								

Non-Div I Games:

St. Francis Brooklyn

■ Loss,
 ■ Non-Conf,
 ■ S Site,
 ■ H Home
 ■ A Away
 N Neutral

Average RPI Win:	152	WON-LOST	WINNING	LAST 10	STRENGTH OF	OPP. STRENGTH	TEAM	ADJ.	CONF.	ADJ CONF.
Average RPI Loss:	30	RECORD	PCT. RANK	GAMES	SCHEDULE	OF SCHEDULE	RPI	RPI	RPI	RPI
DIV. I ONLY	16- 4	29	8- 2	100	22	34	34	6	6	
DIV. I NON-CONF.	9- 2	38	2- 1	151	23	30	30	6	6	
TOTALS	RPI 1-25	RPI 26-50	W-L RECORDS	RPI 51-100	RPI 101-150	RPI 150+				
16- 4	1- 2	2- 1	OVERALL	2- 1	3- 0	8- 0				
9- 1	1- 0	1- 1	HOME	2- 0	1- 0	4- 0				
7- 3	0- 2	1- 0	AWAY	0- 1	2- 0	4- 0				
0- 0	0- 0	0- 0	NEUTRAL	0- 0	0- 0	0- 0				
9- 2	0- 2	2- 0	NON-CONFERENCE	1- 0	0- 0	6- 0				
5- 0	0- 0	1- 0	HOME	1- 0	0- 0	3- 0				
4- 2	0- 2	1- 0	AWAY	0- 0	0- 0	3- 0				
0- 0	0- 0	0- 0	NEUTRAL	0- 0	0- 0	0- 0				
7- 2	1- 0	0- 1	CONFERENCE	1- 1	3- 0	2- 0				
4- 1	1- 0	0- 1	HOME	1- 0	1- 0	1- 0				
3- 1	0- 0	0- 0	AWAY	0- 1	2- 0	1- 0				
0- 0	0- 0	0- 0	NEUTRAL	0- 0	0- 0	0- 0				

RPI 1-25				RPI 26-50				Team's RPI: 34				RPI 51-100				RPI 101+			
RPI	S	Opponent	Score	RPI	S	Opponent	Score	RPI	S	Opponent	Score	RPI	S	Opponent	Score	RPI	S	Opponent	Score
7	A	UCLA	58 73	29	H	DePaul	61 71	61	A	Villanova	54 58	103	A	Georgetown	65 60				
23	H	Seton Hall	71 69	36	H	South Fla.	74 70	92	H	Marquette	81 77	111	A	Creighton	66 55				
24	A	Duquesne	57 76	40	A	Rutgers	69 62	93	H	Yale	69 56	135	H	Xavier	57 41				
																162	H	Butler	68 41
																184	A	Kansas	86 71
																195	H	Marist	61 47
																216	A	Providence	80 61
																229	H	Fairfield	73 54
																234	A	UCF	70 42
																257	H	Sacred Heart	67 54
																314	A	UC Irvine	85 63
												</							

Average RPI Win:	161	WON-LOST	WINNING	LAST 10	STRENGTH OF	OPP. STRENGTH	TEAM	ADJ.	CONF.	ADJ CONF.
Average RPI Loss:	77	RECORD	PCT. RANK	GAMES	SCHEDULE	OF SCHEDULE	RPI	RPI	RPI	RPI
DIV. I ONLY	16- 4	29	8- 2	90	102	50	50	8	8	
DIV. I NON-CONF.	9- 2	38	3- 0	111	119	57	57	9	9	
TOTALS	RPI 1-25	RPI 26-50	W-L RECORDS	RPI 51-100	RPI 101-150	RPI 150+				
16- 4	0- 1	0- 1	OVERALL	5- 1	3- 0	8- 1				
6- 3	0- 0	0- 1	HOME	1- 1	1- 0	4- 1				
9- 1	0- 1	0- 0	AWAY	3- 0	2- 0	4- 0				
1- 0	0- 0	0- 0	NEUTRAL	1- 0	0- 0	0- 0				
9- 2	0- 0	0- 1	NON-CONFERENCE	3- 0	1- 0	5- 1				
4- 2	0- 0	0- 1	HOME	1- 0	1- 0	2- 1				
4- 0	0- 0	0- 0	AWAY	1- 0	0- 0	3- 0				
1- 0	0- 0	0- 0	NEUTRAL	1- 0	0- 0	0- 0				
7- 2	0- 1	0- 0	CONFERENCE	2- 1	2- 0	3- 0				
2- 1	0- 0	0- 0	HOME	0- 1	0- 0	2- 0				
5- 1	0- 1	0- 0	AWAY	2- 0	2- 0	1- 0				
0- 0	0- 0	0- 0	NEUTRAL	0- 0	0- 0	0- 0				

RPI S Opponent	Score	RPI S Opponent	Score	Team's RPI: 50	RPI S Opponent	Score	RPI S Opponent	Score
16 A BYU	59 65	26 H Missouri	78 95		52 H Washington St.	75 71	116 A San Francisco	78 68
					60 A California	64 63	120 H Fresno St.	83 81
					61 N Villanova	67 60	145 A Pacific	82 73
					64 A San Diego	73 68	174 A Northern Colo.	65 52
					68 H Santa Clara	67 73	181 H Cal Poly	87 83
					76 A Gonzaga	69 68	199 H UC Davis	71 78
							235 A Wyoming	70 64
							237 H San Jose St.	91 81
							249 H Loyola Marymount	72 57
							252 H Pepperdine	88 72
							271 A Portland	78 51
							287 A CSUN	93 59
LAST 12 Division I GAMES:								
271 A Portland	78 51	16 A BYU	59 65					
76 A Gonzaga	69 68	68 H Santa Clara	67 73					
145 A Pacific	82 73	116 A San Francisco	78 68					
252 H Pepperdine	88 72	181 H Cal Poly	87 83					
249 H Loyola Marymount	72 57	52 H Washington St.	75 71					
64 A San Diego	73 68	61 N Villanova	67 60					

Non-Div I Games:

St. Mary's (CA)

Stanford

Through Games Of Jan. 24, 2016

Average RPI Win:	92	WON-LOST	WINNING	LAST 10	STRENGTH OF	OPP. STRENGTH	TEAM	ADJ.	CONF.	ADJ CONF.
Average RPI Loss:	20	RECORD	PCT. RANK	GAMES	SCHEDULE	OF SCHEDULE	RPI	RPI	RPI	RPI
DIV. I ONLY	15- 5	47	7- 3	4	7	6	6	1	1	
DIV. I NON-CONF.	10- 2	33	4- 0	5	17	3	3	1	1	
TOTALS	RPI 1-25	RPI 26-50	W-L RECORDS	RPI 51-100	RPI 101-150	RPI 150+				
15- 5	2- 4	3- 0	OVERALL	5- 1	1- 0	4- 0				
7- 1	1- 0	1- 0	HOME	2- 1	0- 0	3- 0				
5- 4	1- 4	0- 0	AWAY	3- 0	0- 0	1- 0				
3- 0	0- 0	2- 0	NEUTRAL	0- 0	1- 0	0- 0				
10- 2	1- 1	3- 0	NON-CONFERENCE	2- 1	1- 0	3- 0				
5- 1	1- 0	1- 0	HOME	1- 1	0- 0	2- 0				
2- 1	0- 1	0- 0	AWAY	1- 0	0- 0	1- 0				
3- 0	0- 0	2- 0	NEUTRAL	0- 0	1- 0	0- 0				
5- 3	1- 3	0- 0	CONFERENCE	3- 0	0- 0	1- 0				
2- 0	0- 0	0- 0	HOME	1- 0	0- 0	1- 0				
3- 3	1- 3	0- 0	AWAY	2- 0	0- 0	0- 0				
0- 0	0- 0	0- 0	NEUTRAL	0- 0	0- 0	0- 0				

RPI 1-25				RPI 26-50				RPI 51-100				RPI 101+			
RPI	S	Opponent	Score	RPI	S	Opponent	Score	RPI	S	Opponent	Score	RPI	S	Opponent	Score
7	A	UCLA	36 56	27	N	Purdue	71 65	56	H	Utah	72 52	104	N	Missouri St.	82 65
8	A	Texas	69 77	33	H	George Washington	84 63	67	H	Chattanooga	73 30	153	H	Cornell	93 38
9	A	Oregon St.	50 58	41	N	Dayton	74 66	68	H	Santa Clara	58 61	171	H	Colorado	71 56
10	A	Arizona St.	31 49					76	A	Gonzaga	65 48	199	A	UC Davis	74 45
11	H	Tennessee	69 55					83	A	Oregon	64 62	262	H	CSU Bakersfield	83 41
19	A	Southern California	57 47					84	A	Arizona	59 34				
LAST 12 Division I GAMES:															
7	A	UCLA	36 56	10	A	Arizona St.	31 49								
19	A	Southern California	57 47	84	A	Arizona	59 34								
9	A	Oregon St.	50 58	67	H	Chattanooga	73 30								
83	A	Oregon	64 62	262	H	CSU Bakersfield	83 41								
171	H	Colorado	71 56	153	H	Cornell	93 38								
56	H	Utah	72 52	11	H	Tennessee	69 55								

Non-Div I Games:

Stanford

■ Loss,
■ Non-Conf,
■ S Site,
■ Home
■ A Away
N Neutral

Average RPI Win:	213	WON-LOST	WINNING	LAST 10	STRENGTH OF	OPP. STRENGTH	TEAM	ADJ.	CONF.	ADJ CONF.
Average RPI Loss:	190	RECORD	PCT. RANK	GAMES	SCHEDULE	OF SCHEDULE	RPI	RPI	RPI	RPI
DIV. I ONLY	5- 10	249	3- 6	227	283	278	278	27	27	
DIV. I NON-CONF.	3- 5	218	1- 3	213	202	239	239	26	26	
TOTALS	RPI 1-25	RPI 26-50	W-L RECORDS	RPI 51-100	RPI 101-150	RPI 150+				
5- 10	0- 0	0- 1	OVERALL	0- 1	1- 2	4- 6				
3- 4	0- 0	0- 1	HOME	0- 0	0- 1	3- 2				
0- 4	0- 0	0- 0	AWAY	0- 1	0- 0	0- 3				
2- 2	0- 0	0- 0	NEUTRAL	0- 0	1- 1	1- 1				
3- 5	0- 0	0- 0	NON-CONFERENCE	0- 1	1- 1	2- 3				
1- 1	0- 0	0- 0	HOME	0- 0	0- 0	1- 1				
0- 2	0- 0	0- 0	AWAY	0- 1	0- 0	0- 1				
2- 2	0- 0	0- 0	NEUTRAL	0- 0	1- 1	1- 1				
2- 5	0- 0	0- 1	CONFERENCE	0- 0	0- 1	2- 3				
2- 3	0- 0	0- 1	HOME	0- 0	0- 1	2- 1				
0- 2	0- 0	0- 0	AWAY	0- 0	0- 0	0- 2				
0- 0	0- 0	0- 0	NEUTRAL	0- 0	0- 0	0- 0				

RPI 1-25				RPI 26-50				RPI 51-100				RPI 101+				Team's RPI: 278	
RPI	S	Opponent	Score	RPI	S	Opponent	Score	RPI	S	Opponent	Score	RPI	S	Opponent	Score		
				38	H	Abilene Christian	70 85	97	A	TCU	55 88	125	H	Central Ark.	53 55		
												133	N	IUPUI	55 62		
												150	N	SIUE	82 74		
												156	H	McNeese St.	80 55		
												176	N	Weber St.	46 56		
												183	A	Louisiana Tech	44 76		
												191	H	Texas-Arlington	63 67		
												244	H	Sam Houston St.	70 63		
												255	N	Indiana St.	71 62		
												258	H	Rice	59 45		
												295	H	Lamar	60 64		
												321	A	Southeastern La.	56 65		
												345	A	New Orleans	57 58		
LAST 12 Division I GAMES:																	
244	H	Sam Houston St.	70 63	156	H	McNeese St.	80 55										
295	H	Lamar	60 64	258	H	Rice	59 45										
38	H	Abilene Christian	70 85	97	A	TCU	55 88										
345	A	New Orleans	57 58	176	N	Weber St.	46 56										
125	H	Central Ark.	53 55	133	N	IUPUI	55 62										
321	A	Southeastern La.	56 65	191	H	Texas-Arlington	63 67										

Non-Div I Games: Texas-Tyler 91 69 Tex. A&M-Commerce 75 65 LSU-Shreveport 94 39

Stephen F. Austin

Loss, Non-Conf, S Site, H Home A Away N Neutral

Average RPI Win:	271	WON-LOST	WINNING	LAST 10	STRENGTH OF	OPP. STRENGTH	TEAM	ADJ.	CONF.	ADJ CONF.
Average RPI Loss:	126	RECORD	PCT. RANK	GAMES	SCHEDULE	OF SCHEDULE	RPI	RPI	RPI	RPI
DIV. I ONLY	8- 7	155	6- 4	281	172	208	208	29	29	
DIV. I NON-CONF.	6- 5	146	5- 2	280	126	190	190	28	28	
TOTALS	RPI 1-25	RPI 26-50	W-L RECORDS	RPI 51-100	RPI 101-150	RPI 150+				
8- 7	0- 1	0- 1	OVERALL	0- 2	0- 0	8- 3				
4- 2	0- 0	0- 0	HOME	0- 0	0- 0	4- 2				
4- 3	0- 1	0- 1	AWAY	0- 1	0- 0	4- 0				
0- 2	0- 0	0- 0	NEUTRAL	0- 1	0- 0	0- 1				
6- 5	0- 1	0- 1	NON-CONFERENCE	0- 1	0- 0	6- 2				
3- 1	0- 0	0- 0	HOME	0- 0	0- 0	3- 1				
3- 2	0- 1	0- 1	AWAY	0- 0	0- 0	3- 0				
0- 2	0- 0	0- 0	NEUTRAL	0- 1	0- 0	0- 1				
2- 2	0- 0	0- 0	CONFERENCE	0- 1	0- 0	2- 1				
1- 1	0- 0	0- 0	HOME	0- 0	0- 0	1- 1				
1- 1	0- 0	0- 0	AWAY	0- 1	0- 0	1- 0				
0- 0	0- 0	0- 0	NEUTRAL	0- 0	0- 0	0- 0				

RPI 1-25				RPI 26-50				RPI 51-100				RPI 101+ Team's RPI: 208			
RPI	S	Opponent	Score	RPI	S	Opponent	Score	RPI	S	Opponent	Score	RPI	S	Opponent	Score
11	A	Tennessee	56 90	47	A	Georgia	55 76	71	A	FGCU	48 61	151	H	Hampton	68 59
								95	N	Minnesota	69 72	154	N	Boise St.	65 71
												234	H	UCF	83 68
												239	H	USC Upstate	56 61
												250	A	UNCW	52 49
												264	H	Georgia St.	72 80
												269	A	Bethune-Cookman	62 38
												293	H	Ga. Southern	79 57
												296	A	Kennesaw St.	57 54
												335	H	NJIT	60 55
												342	A	Eastern Ill.	68 66
LAST 12 Division I GAMES:															
296	A	Kennesaw St.	57 54	264	H	Georgia St.	72 80								
239	H	USC Upstate	56 61	293	H	Ga. Southern	79 57								
335	H	NJIT	60 55	250	A	UNCW	52 49								
71	A	FGCU	48 61	342	A	Eastern Ill.	68 66								
151	H	Hampton	68 59	234	H	UCF	83 68								
11	A	Tennessee	56 90	154	N	Boise St.	65 71								

Non-Div I Games: Trinity Baptist 107 30 Armstrong St. 61 45 Flagler 84 47

Stetson

Average RPI Win:	239	WON-LOST	WINNING	LAST 10	STRENGTH OF	OPP. STRENGTH	TEAM	ADJ.	CONF.	ADJ CONF.
Average RPI Loss:	70	RECORD	PCT. RANK	GAMES	SCHEDULE	OF SCHEDULE	RPI	RPI	RPI	RPI
DIV. I ONLY	13- 7	89	8- 2	152	216	100	100	15	15	
DIV. I NON-CONF.	8- 5	118	4- 1	145	220	115	115	16	16	
TOTALS	RPI 1-25	RPI 26-50	W-L RECORDS	RPI 51-100	RPI 101-150	RPI 150+				
13- 7	0- 1	0- 2	OVERALL	0- 3	1- 1	12- 0				
7- 2	0- 0	0- 1	HOME	0- 0	1- 1	6- 0				
6- 5	0- 1	0- 1	AWAY	0- 3	0- 0	6- 0				
0- 0	0- 0	0- 0	NEUTRAL	0- 0	0- 0	0- 0				
8- 5	0- 1	0- 1	NON-CONFERENCE	0- 2	1- 1	7- 0				
4- 2	0- 0	0- 1	HOME	0- 0	1- 1	3- 0				
4- 3	0- 1	0- 0	AWAY	0- 2	0- 0	4- 0				
0- 0	0- 0	0- 0	NEUTRAL	0- 0	0- 0	0- 0				
5- 2	0- 0	0- 1	CONFERENCE	0- 1	0- 0	5- 0				
3- 0	0- 0	0- 0	HOME	0- 0	0- 0	3- 0				
2- 2	0- 0	0- 1	AWAY	0- 1	0- 0	2- 0				
0- 0	0- 0	0- 0	NEUTRAL	0- 0	0- 0	0- 0				

RPI 1-25				RPI 26-50				RPI 51-100 Team's RPI: 100				RPI 101+			
RPI	S	Opponent	Score	RPI	S	Opponent	Score	RPI	S	Opponent	Score	RPI	S	Opponent	Score
22	A	Syracuse	49 64	30	H	St. Bonaventure	68 73	72	A	Hofstra	66 71	131	H	Iona	58 53
				44	A	Albany (NY)	54 73	91	A	Maine	52 55	140	H	Ole Miss	57 72
								93	A	Yale	57 62	153	A	Cornell	58 49
												197	A	UMBC	69 60
												199	A	Columbia	79 71
												204	H	Harvard	64 63
												210	H	Binghamton	64 58
												218	H	Hartford	58 35
												238	H	Morgan St.	46 42
												246	H	New Hampshire	63 54
												322	A	UMass Lowell	64 50
												323	A	Saint Peter's	69 35
												324	H	LIU Brooklyn	71 54
												340	A	Wagner	73 62
LAST 12 Division I GAMES:															
				91	A	Maine	52 55	210	H	Binghamton	64 58				
				44	A	Albany (NY)	54 73	204	H	Harvard	64 63				
				218	H	Hartford	58 35	324	H	LIU Brooklyn	71 54				
				246	H	New Hampshire	63 54	340	A	Wagner	73 62				
				197	A	UMBC	69 60	238	H	Morgan St.	46 42				
				322	A	UMass Lowell	64 50	93	A	Yale	57 62				

Non-Div I Games:

Stony Brook

Average RPI Win:	151	WON-LOST	WINNING	LAST 10	STRENGTH OF	OPP. STRENGTH	TEAM	ADJ.	CONF.	ADJ CONF.
Average RPI Loss:	31	RECORD	PCT. RANK	GAMES	SCHEDULE	OF SCHEDULE	RPI	RPI	RPI	RPI
DIV. I ONLY	14- 5	50	8- 2	27	40	22	22	5	5	
DIV. I NON-CONF.	10- 3	62	5- 1	62	58	39	39	5	5	
TOTALS	RPI 1-25	RPI 26-50	W-L RECORDS	RPI 51-100	RPI 101-150	RPI 150+				
14- 5	1- 4	1- 0	OVERALL	3- 0	2- 1	7- 0				
10- 1	0- 1	1- 0	HOME	3- 0	1- 0	5- 0				
2- 4	0- 3	0- 0	AWAY	0- 0	1- 1	1- 0				
2- 0	1- 0	0- 0	NEUTRAL	0- 0	0- 0	1- 0				
10- 3	1- 3	0- 0	NON-CONFERENCE	2- 0	0- 0	7- 0				
7- 1	0- 1	0- 0	HOME	2- 0	0- 0	5- 0				
1- 2	0- 2	0- 0	AWAY	0- 0	0- 0	1- 0				
2- 0	1- 0	0- 0	NEUTRAL	0- 0	0- 0	1- 0				
4- 2	0- 1	1- 0	CONFERENCE	1- 0	2- 1	0- 0				
3- 0	0- 0	1- 0	HOME	1- 0	1- 0	0- 0				
1- 2	0- 1	0- 0	AWAY	0- 0	1- 1	0- 0				
0- 0	0- 0	0- 0	NEUTRAL	0- 0	0- 0	0- 0				

RPI 1-25				Team's RPI: 22		RPI 26-50				RPI 51-100				RPI 101+			
RPI	S	Opponent	Score	RPI	S	Opponent	Score	RPI	S	Opponent	Score	RPI	S	Opponent	Score		
1	A	Notre Dame	62 90	39	H	Duke	86 50	75	H	Virginia Tech	60 39	109	A	North Carolina	73 77		
10	H	Arizona St.	54 61					96	H	Drexel	83 62	132	H	Pittsburgh	71 48		
11	A	Tennessee	55 57					100	H	Stony Brook	64 49	142	A	Wake Forest	91 65		
17	N	Washington	66 62									178	H	UTRGV	91 32		
25	A	Maryland	64 82									182	A	Rhode Island	57 54		
												193	H	Jacksonville	65 49		
												194	N	Fordham	76 54		
												221	H	Coppin St.	88 56		
												238	H	Morgan St.	90 61		
												306	H	Howard	97 48		
LAST 12 Division I GAMES:																	
1	A	Notre Dame	62 90	178	H	UTRGV	91 32										
142	A	Wake Forest	91 65	306	H	Howard	97 48										
132	H	Pittsburgh	71 48	96	H	Drexel	83 62										
75	H	Virginia Tech	60 39	193	H	Jacksonville	65 49										
109	A	North Carolina	73 77	10	H	Arizona St.	54 61										
39	H	Duke	86 50	221	H	Coppin St.	88 56										

Non-Div I Games:

Syracuse

Average RPI Win:	212	WON-LOST	WINNING	LAST 10	STRENGTH OF	OPP. STRENGTH	TEAM	ADJ.	CONF.	ADJ CONF.
Average RPI Loss:	39	RECORD	PCT. RANK	GAMES	SCHEDULE	OF SCHEDULE	RPI	RPI	RPI	RPI
DIV. I ONLY	11- 8	129	4- 6	55	75	97	97	3	3	
DIV. I NON-CONF.	8- 3	77	3- 1	272	196	145	145	3	3	
TOTALS	RPI 1-25	RPI 26-50	W-L RECORDS	RPI 51-100	RPI 101-150	RPI 150+				
11- 8	0- 4	1- 3	OVERALL	0- 0	3- 0	7- 1				
9- 4	0- 2	1- 2	HOME	0- 0	1- 0	7- 0				
2- 4	0- 2	0- 1	AWAY	0- 0	2- 0	0- 1				
0- 0	0- 0	0- 0	NEUTRAL	0- 0	0- 0	0- 0				
8- 3	0- 2	0- 0	NON-CONFERENCE	0- 0	1- 0	7- 1				
7- 1	0- 1	0- 0	HOME	0- 0	0- 0	7- 0				
1- 2	0- 1	0- 0	AWAY	0- 0	1- 0	0- 1				
0- 0	0- 0	0- 0	NEUTRAL	0- 0	0- 0	0- 0				
3- 5	0- 2	1- 3	CONFERENCE	0- 0	2- 0	0- 0				
2- 3	0- 1	1- 2	HOME	0- 0	1- 0	0- 0				
1- 2	0- 1	0- 1	AWAY	0- 0	1- 0	0- 0				
0- 0	0- 0	0- 0	NEUTRAL	0- 0	0- 0	0- 0				

RPI S	Opponent	Score	RPI S	Opponent	Score	RPI S	Opponent	Score	RPI S	Opponent	Score
1	H Notre Dame	72 88	28	H Oklahoma	65 78				122	A Texas Tech	78 69
4	A Baylor	55 72	42	H West Virginia	84 97				122	H Texas Tech	69 48
8	H Texas	58 65	46	A Kansas St.	49 58				137	A SMU	89 79
18	A Texas A&M	78 82	46	H Kansas St.	87 73				162	A Butler	53 65
									178	H UTRGV	71 67
									244	H Sam Houston St.	85 59
									263	H Prairie View	69 60
									270	H La.-Monroe	80 42
									278	H Stephen F. Austin	88 55
									331	H Southern Utah	76 47
									345	H New Orleans	85 36
LAST 12 Division I GAMES:											
42	H West Virginia	84 97	46	H Kansas St.	87 73						
8	H Texas	58 65	122	A Texas Tech	78 69						
46	A Kansas St.	49 58	331	H Southern Utah	76 47						
122	H Texas Tech	69 48	1	H Notre Dame	72 88						
4	A Baylor	55 72	278	H Stephen F. Austin	88 55						
28	H Oklahoma	65 78	270	H La.-Monroe	80 42						

Non-Div I Games:

TCU

■ Loss,
■ Non-Conf, S Site,
■ Home
■ Away
N Neutral

Average RPI Win: 192	WON-LOST	WINNING	LAST 10	STRENGTH OF	OPP. STRENGTH	TEAM	ADJ.	CONF.	ADJ CONF.
Average RPI Loss: 66	RECORD	PCT. RANK	GAMES	SCHEDULE	OF SCHEDULE	RPI	RPI	RPI	RPI
DIV. I ONLY	11- 7	109	7- 3	135	45	94	94	7	7
DIV. I NON-CONF.	6- 5	146	3- 2	79	45	111	111	7	7
TOTALS	RPI 1-25	RPI 26-50	W-L RECORDS	RPI 51-100	RPI 101-150	RPI 150+			
11- 7	0- 2	1- 1	OVERALL	1- 2	1- 2	8- 0			
7- 2	0- 0	1- 0	HOME	1- 2	1- 0	4- 0			
4- 5	0- 1	0- 0	AWAY	0- 0	0- 1	4- 0			
0- 0	0- 0	0- 0	NEUTRAL	0- 0	0- 0	0- 0			
6- 5	0- 1	1- 1	NON-CONFERENCE	1- 2	0- 1	4- 0			
4- 2	0- 0	1- 0	HOME	1- 2	0- 0	2- 0			
2- 3	0- 1	0- 1	AWAY	0- 0	0- 1	2- 0			
0- 0	0- 0	0- 0	NEUTRAL	0- 0	0- 0	0- 0			
5- 2	0- 1	0- 0	CONFERENCE	0- 0	1- 1	4- 0			
3- 0	0- 0	0- 0	HOME	0- 0	1- 0	2- 0			
2- 2	0- 1	0- 0	AWAY	0- 0	0- 1	2- 0			
0- 0	0- 0	0- 0	NEUTRAL	0- 0	0- 0	0- 0			

RPI S Opponent Score	RPI S Opponent Score	RPI S Opponent Score	RPI S Opponent Score
3 A UConn 49 104	32 H Florida 97 91	57 H Penn 54 60	128 A Quinnipiac 56 58
14 A Florida St. 47 75	40 A Rutgers 51 61	61 H Villanova 61 55	136 H Memphis 82 58
		82 H Saint Joseph's 67 70	137 A SMU 67 69
			190 H Tulsa 66 46
			194 A Fordham 57 44
			211 H Cincinnati 74 51
			228 A Houston 75 66
			234 A UCF 71 63
			257 H Sacred Heart 92 62
			272 A La Salle 77 48
			297 H Delaware St. 100 59
LAST 12 Division I GAMES:			
57 H Penn 54 60	228 A Houston 75 66		
3 A UConn 49 104	136 H Memphis 82 58		
234 A UCF 71 63	297 H Delaware St. 100 59		
211 H Cincinnati 74 51	194 A Fordham 57 44		
190 H Tulsa 66 46	257 H Sacred Heart 92 62		
137 A SMU 67 69	14 A Florida St. 47 75		

Non-Div I Games:

Temple

Tennessee

Through Games Of Jan. 24, 2016

Average RPI Win: 98		WON-LOST	WINNING	LAST 10	STRENGTH OF	OPP. STRENGTH	TEAM	ADJ.	CONF.	ADJ CONF.
Average RPI Loss: 41		RECORD	PCT. RANK	GAMES	SCHEDULE	OF SCHEDULE	RPI	RPI	RPI	RPI
DIV. I ONLY		12- 6	84	6- 4	1	31	11	11	2	2
DIV. I NON-CONF.		9- 4	96	4- 3	2	37	7	7	2	2
TOTALS		RPI 1-25	RPI 26-50		W-L RECORDS		RPI 51-100	RPI 101-150	RPI 150+	
12- 6	2- 3	2- 1		OVERALL		3- 1	3- 1	2- 0		
9- 3	1- 1	1- 1		HOME		3- 1	3- 0	1- 0		
3- 3	1- 2	1- 0		AWAY		0- 0	0- 1	1- 0		
0- 0	0- 0	0- 0		NEUTRAL		0- 0	0- 0	0- 0		
9- 4	2- 3	1- 0		NON-CONFERENCE		1- 1	3- 0	2- 0		
7- 2	1- 1	1- 0		HOME		1- 1	3- 0	1- 0		
2- 2	1- 2	0- 0		AWAY		0- 0	0- 0	1- 0		
0- 0	0- 0	0- 0		NEUTRAL		0- 0	0- 0	0- 0		
3- 2	0- 0	1- 1		CONFERENCE		2- 0	0- 1	0- 0		
2- 1	0- 0	0- 1		HOME		2- 0	0- 0	0- 0		
1- 1	0- 0	1- 0		AWAY		0- 0	0- 1	0- 0		
0- 0	0- 0	0- 0		NEUTRAL		0- 0	0- 0	0- 0		

RPI	S	Opponent	Score	RPI	S	Opponent	Score	RPI	S	Opponent	Score	RPI	S	Opponent	Score
1	A	Notre Dame	66 79	26	A	Missouri	71 55	51	H	Vanderbilt	58 49	125	H	Central Ark.	102 47
6	A	Stanford	55 69	32	H	Florida	66 74	63	H	Auburn	79 52	126	A	Arkansas	59 64
8	H	Texas	53 64	44	H	Albany (NY)	63 55	67	H	Chattanooga	59 57	129	H	Penn St.	74 66
9	A	Oregon St.	53 50					75	H	Virginia Tech	43 57	144	H	ETSU	85 49
22	H	Syracuse	57 55									208	H	Stetson	90 56
												292	A	Wichita St.	58 51
LAST 12 Division I GAMES:															
51	H	Vanderbilt	58 49	208	H	Stetson	90 56	1	A	Notre Dame	66 79	9	A	Oregon St.	53 50
126	A	Arkansas	59 64	6	A	Stanford	55 69	292	A	Wichita St.	58 51	75	H	Virginia Tech	43 57
63	H	Auburn	79 52	26	A	Missouri	71 55	144	H	ETSU	85 49				
32	H	Florida	66 74												

Non-Div I Games:

Tennessee

■ Loss,
 ■ Non-Conf, S Site,
 ■ Home
 ■ Away
 N Neutral

Tennessee St.

Through Games Of Jan. 24, 2016

Average RPI Win:	277	WON-LOST	WINNING	LAST 10	STRENGTH OF	OPP. STRENGTH	TEAM	ADJ.	CONF.	ADJ CONF.
Average RPI Loss:	126	RECORD	PCT. RANK	GAMES	SCHEDULE	OF SCHEDULE	RPI	RPI	RPI	RPI
DIV. I ONLY	7- 11	232	4- 6	212	187	224	224	23	23	
DIV. I NON-CONF.	3- 8	258	1- 4	117	144	217	217	23	23	
TOTALS	RPI 1-25	RPI 26-50	W-L RECORDS	RPI 51-100	RPI 101-150	RPI 150+				
7- 11	0- 1	0- 1	OVERALL	0- 1	1- 5	6- 3				
5- 0	0- 0	0- 0	HOME	0- 0	1- 0	4- 0				
1- 9	0- 1	0- 1	AWAY	0- 1	0- 4	1- 2				
1- 2	0- 0	0- 0	NEUTRAL	0- 0	0- 1	1- 1				
3- 8	0- 1	0- 1	NON-CONFERENCE	0- 1	0- 4	3- 1				
2- 0	0- 0	0- 0	HOME	0- 0	0- 0	2- 0				
0- 6	0- 1	0- 1	AWAY	0- 1	0- 3	0- 0				
1- 2	0- 0	0- 0	NEUTRAL	0- 0	0- 1	1- 1				
4- 3	0- 0	0- 0	CONFERENCE	0- 0	1- 1	3- 2				
3- 0	0- 0	0- 0	HOME	0- 0	1- 0	2- 0				
1- 3	0- 0	0- 0	AWAY	0- 0	0- 1	1- 2				
0- 0	0- 0	0- 0	NEUTRAL	0- 0	0- 0	0- 0				

RPI 1-25				RPI 26-50				RPI 51-100				RPI 101+ Team's RPI: 224			
RPI	S	Opponent	Score	RPI	S	Opponent	Score	RPI	S	Opponent	Score	RPI	S	Opponent	Score
13	A	Kentucky	39 81	37	A	Mississippi St.	54 82	54	A	Indiana	56 88	102	A	Youngstown St.	58 69
												114	N	Fla. Atlantic	64 69
												117	A	Belmont	65 80
												134	A	Illinois	43 98
												146	A	Southern Ill.	70 79
												150	H	SIUE	73 61
												177	A	Southeast Mo. St.	65 75
												215	N	Utah St.	46 63
												242	H	Austin Peay	66 58
												251	H	Texas Southern	72 56
												273	A	Tennessee Tech	60 70
												302	H	Murray St.	69 58
												319	H	Lipscomb	77 65
												330	N	Alabama St.	74 64
												342	A	Eastern Ill.	62 53
LAST 12 Division I GAMES:															
117	A	Belmont	65 80	177	A	Southeast Mo. St.	65 75								
273	A	Tennessee Tech	60 70	102	A	Youngstown St.	58 69								
302	H	Murray St.	69 58	13	A	Kentucky	39 81								
242	H	Austin Peay	66 58	114	N	Fla. Atlantic	64 69								
150	H	SIUE	73 61	215	N	Utah St.	46 63								
342	A	Eastern Ill.	62 53	319	H	Lipscomb	77 65								

Non-Div I Games: Lane 75 44 North Ala. 58 40

Tennessee St.

Loss, Non-Conf, S Site, H Home A Away N Neutral

Tennessee Tech

Through Games Of Jan. 24, 2016

Average RPI Win:	275	WON-LOST	WINNING	LAST 10	STRENGTH OF	OPP. STRENGTH	TEAM	ADJ.	CONF.	ADJ CONF.
Average RPI Loss:	143	RECORD	PCT. RANK	GAMES	SCHEDULE	OF SCHEDULE	RPI	RPI	RPI	RPI
DIV. I ONLY	7- 14	249	4- 6	237	177	273	273	23	23	
DIV. I NON-CONF.	4- 9	245	1- 3	177	147	251	251	23	23	
TOTALS	RPI 1-25	RPI 26-50	W-L RECORDS	RPI 51-100	RPI 101-150	RPI 150+				
7- 14	0- 1	0- 1	OVERALL	0- 3	0- 4	7- 5				
5- 7	0- 1	0- 0	HOME	0- 1	0- 3	5- 2				
2- 7	0- 0	0- 1	AWAY	0- 2	0- 1	2- 3				
0- 0	0- 0	0- 0	NEUTRAL	0- 0	0- 0	0- 0				
4- 9	0- 1	0- 1	NON-CONFERENCE	0- 2	0- 3	4- 2				
3- 5	0- 1	0- 0	HOME	0- 1	0- 2	3- 1				
1- 4	0- 0	0- 1	AWAY	0- 1	0- 1	1- 1				
0- 0	0- 0	0- 0	NEUTRAL	0- 0	0- 0	0- 0				
3- 5	0- 0	0- 0	CONFERENCE	0- 1	0- 1	3- 3				
2- 2	0- 0	0- 0	HOME	0- 0	0- 1	2- 1				
1- 3	0- 0	0- 0	AWAY	0- 1	0- 0	1- 2				
0- 0	0- 0	0- 0	NEUTRAL	0- 0	0- 0	0- 0				

RPI 1-25			RPI 26-50			RPI 51-100			RPI 101+ Team's RPI: 273		
RPI	S	Opponent	Score	RPI	S	Opponent	Score	RPI	S	Opponent	Score
15	H	Louisville	54 76	47	A	Georgia	48 81	55	H	Arkansas St.	55 77
								89	A	Middle Tenn.	53 69
								90	A	UT Martin	53 67
										Xavier	47 64
										Southern Miss.	57 69
										Mercer	47 63
										SIUE	68 83
										Southeast Mo. St.	57 60
										Northern Ky.	62 88
										Eastern Ky.	77 72
										Tennessee St.	70 60
										Clemson	53 71
										Austin Peay	75 91
										Georgia St.	72 65
										UNCG	73 64
										Wichita St.	54 48
										Murray St.	50 56
										Lipscomb	81 70
										Eastern Ill.	81 74
LAST 12 Division I GAMES:											
207	A	Eastern Ky.	77 72	150	H	SIUE	68 83				
224	H	Tennessee St.	70 60	342	H	Eastern Ill.	81 74				
177	H	Southeast Mo. St.	57 60	47	A	Georgia	48 81				
90	A	UT Martin	53 67	292	H	Wichita St.	54 48				
242	A	Austin Peay	75 91	89	A	Middle Tenn.	53 69				
302	A	Murray St.	50 56	15	H	Louisville	54 76				

Non-Div I Games:

Tennessee Tech

■ Loss,
 ■ Non-Conf,
 ■ S Site,
 ■ H Home
 ■ A Away
 N Neutral

Average RPI Win:	120	WON-LOST	WINNING	LAST 10	STRENGTH OF	OPP. STRENGTH	TEAM	ADJ.	CONF.	ADJ CONF.
Average RPI Loss:	4	RECORD	PCT. RANK	GAMES	SCHEDULE	OF SCHEDULE	RPI	RPI	RPI	RPI
DIV. I ONLY	18- 1	5	9- 1	63	5	8	8	3	3	
DIV. I NON-CONF.	11- 0	1	4- 0	204	6	18	18	3	3	
TOTALS	RPI 1-25	RPI 26-50	W-L RECORDS	RPI 51-100	RPI 101-150	RPI 150+				
18- 1	3- 1	3- 0	OVERALL	2- 0	2- 0	8- 0				
10- 1	1- 1	2- 0	HOME	1- 0	1- 0	5- 0				
7- 0	2- 0	1- 0	AWAY	1- 0	0- 0	3- 0				
1- 0	0- 0	0- 0	NEUTRAL	0- 0	1- 0	0- 0				
11- 0	2- 0	1- 0	NON-CONFERENCE	0- 0	1- 0	7- 0				
7- 0	1- 0	1- 0	HOME	0- 0	0- 0	5- 0				
3- 0	1- 0	0- 0	AWAY	0- 0	0- 0	2- 0				
1- 0	0- 0	0- 0	NEUTRAL	0- 0	1- 0	0- 0				
7- 1	1- 1	2- 0	CONFERENCE	2- 0	1- 0	1- 0				
3- 1	0- 1	1- 0	HOME	1- 0	1- 0	0- 0				
4- 0	1- 0	1- 0	AWAY	1- 0	0- 0	1- 0				
0- 0	0- 0	0- 0	NEUTRAL	0- 0	0- 0	0- 0				

RPI	S	Opponent	Score	RPI	S	Opponent	Score	RPI	S	Opponent	Score	RPI	S	Opponent	Score
4	H	Baylor	67 80	28	H	Oklahoma	83 76	77	H	Iowa St.	75 54	122	H	Texas Tech	86 62
6	H	Stanford	77 69	37	H	Mississippi St.	53 47	97	A	TCU	65 58	126	N	Arkansas	61 50
11	A	Tennessee	64 53	42	A	West Virginia	65 54					151	H	Hampton	79 52
20	A	Oklahoma St.	78 48									157	H	Northwestern St.	86 33
												173	A	Little Rock	66 56
												184	A	Kansas	75 38
												202	H	Canisius	92 62
												233	H	UTSA	90 53
												244	H	Sam Houston St.	83 49
												258	A	Rice	70 47
LAST 12 Division I GAMES:															
28	H	Oklahoma	83 76	122	H	Texas Tech	86 62								
97	A	TCU	65 58	42	A	West Virginia	65 54								
4	H	Baylor	67 80	244	H	Sam Houston St.	83 49								
184	A	Kansas	75 38	126	N	Arkansas	61 50								
20	A	Oklahoma St.	78 48	202	H	Canisius	92 62								
77	H	Iowa St.	75 54	6	H	Stanford	77 69								

Non-Div I Games:

Texas

■ Loss,
 ■ Non-Conf, S Site,
 ■ Home
 ■ Away
 N Neutral

Average RPI Win:	115	WON-LOST	WINNING	LAST 10	STRENGTH OF	OPP. STRENGTH	TEAM	ADJ.	CONF.	ADJ CONF.
Average RPI Loss:	36	RECORD	PCT. RANK	GAMES	SCHEDULE	OF SCHEDULE	RPI	RPI	RPI	RPI
DIV. I ONLY	14- 5	50	7- 3	16	8	18	18	2	2	
DIV. I NON-CONF.	10- 3	62	4- 2	32	7	28	28	2	2	
TOTALS	RPI 1-25	RPI 26-50	W-L RECORDS	RPI 51-100	RPI 101-150	RPI 150+				
14- 5	0- 3	4- 1	OVERALL	2- 0	3- 1	5- 0				
9- 1	0- 0	2- 1	HOME	1- 0	2- 0	4- 0				
2- 2	0- 0	1- 0	AWAY	0- 0	1- 0	0- 0				
3- 2	0- 2	1- 0	NEUTRAL	1- 0	0- 0	1- 0				
10- 3	0- 2	2- 1	NON-CONFERENCE	2- 0	1- 0	5- 0				
6- 1	0- 0	0- 1	HOME	1- 0	1- 0	4- 0				
1- 0	0- 0	1- 0	AWAY	0- 0	0- 0	0- 0				
3- 2	0- 2	1- 0	NEUTRAL	1- 0	0- 0	1- 0				
4- 2	0- 1	2- 0	CONFERENCE	0- 0	2- 1	0- 0				
3- 0	0- 0	2- 0	HOME	0- 0	1- 0	0- 0				
1- 2	0- 1	0- 0	AWAY	0- 0	1- 1	0- 0				
0- 0	0- 0	0- 0	NEUTRAL	0- 0	0- 0	0- 0				

RPI 1-25				RPI 26-50				RPI 51-100				RPI 101+			
RPI	S	Opponent	Score	RPI	S	Opponent	Score	RPI	S	Opponent	Score	RPI	S	Opponent	Score
2	A	South Carolina	58 59	26	H	Missouri	81 77	60	N	California	75 58	107	A	LSU	53 35
5	N	Ohio St.	80 95	28	N	Oklahoma	74 68	97	H	TCU	82 78	126	A	Arkansas	61 67
16	N	BYU	64 72	29	H	DePaul	66 80					137	H	SMU	67 55
				39	A	Duke	72 66					140	H	Ole Miss	81 58
				47	H	Georgia	73 62					155	N	Hawaii	82 41
												167	H	Texas St.	87 50
												169	H	Southern U.	88 47
												173	H	Little Rock	69 39
												263	H	Prairie View	88 30
LAST 12 Division I GAMES:															
26	H	Missouri	81 77	263	H	Prairie View	88 30								
2	A	South Carolina	58 59	173	H	Little Rock	69 39								
140	H	Ole Miss	81 58	28	N	Oklahoma	74 68								
107	A	LSU	53 35	29	H	DePaul	66 80								
126	A	Arkansas	61 67	137	H	SMU	67 55								
47	H	Georgia	73 62	16	N	BYU	64 72								

Non-Div I Games:

Texas A&M

Texas Southern

Through Games Of Jan. 24, 2016

Average RPI Win:	275	WON-LOST	WINNING	LAST 10	STRENGTH OF	OPP. STRENGTH	TEAM	ADJ.	CONF.	ADJ CONF.
Average RPI Loss:	173	RECORD	PCT. RANK	GAMES	SCHEDULE	OF SCHEDULE	RPI	RPI	RPI	RPI
DIV. I ONLY	10- 6	104	9- 1	348	186	251	251	32	32	
DIV. I NON-CONF.	4- 6	201	3- 3	347	76	306	306	30	30	
TOTALS	RPI 1-25	RPI 26-50	W-L RECORDS	RPI 51-100	RPI 101-150	RPI 150+				
10- 6	0- 1	0- 0	OVERALL	0- 0	0- 1	10- 4				
5- 2	0- 0	0- 0	HOME	0- 0	0- 0	5- 2				
4- 4	0- 1	0- 0	AWAY	0- 0	0- 1	4- 2				
1- 0	0- 0	0- 0	NEUTRAL	0- 0	0- 0	1- 0				
4- 6	0- 1	0- 0	NON-CONFERENCE	0- 0	0- 1	4- 4				
1- 2	0- 0	0- 0	HOME	0- 0	0- 0	1- 2				
2- 4	0- 1	0- 0	AWAY	0- 0	0- 1	2- 2				
1- 0	0- 0	0- 0	NEUTRAL	0- 0	0- 0	1- 0				
6- 0	0- 0	0- 0	CONFERENCE	0- 0	0- 0	6- 0				
4- 0	0- 0	0- 0	HOME	0- 0	0- 0	4- 0				
2- 0	0- 0	0- 0	AWAY	0- 0	0- 0	2- 0				
0- 0	0- 0	0- 0	NEUTRAL	0- 0	0- 0	0- 0				

RPI 1-25				RPI 26-50				RPI 51-100				RPI 101+ Team's RPI: 251			
RPI	S	Opponent	Score	RPI	S	Opponent	Score	RPI	S	Opponent	Score	RPI	S	Opponent	Score
20	A	Oklahoma St.	52 87									107	A	LSU	36 86
												169	H	Southern U.	59 45
												184	A	Kansas	65 72
												192	A	Grambling	62 50
												224	A	Tennessee St.	56 72
												233	A	UTSA	59 44
												244	H	Sam Houston St.	51 53
												256	H	Houston Baptist	65 77
												258	A	Rice	69 66
												263	H	Prairie View	72 65
												317	H	Alcorn	68 39
												319	N	Lipscomb	66 62
												326	A	Jackson St.	62 36
												328	H	A&M-Corpus Christi	51 43
												344	H	Mississippi Val.	76 38
LAST 12 Division I GAMES:															
344	H	Mississippi Val.	76 38	233	A	UTSA	59 44								
192	A	Grambling	62 50	258	A	Rice	69 66								
326	A	Jackson St.	62 36	328	H	A&M-Corpus Christi	51 43								
263	H	Prairie View	72 65	244	H	Sam Houston St.	51 53								
317	H	Alcorn	68 39	256	H	Houston Baptist	65 77								
169	H	Southern U.	59 45	107	A	LSU	36 86								

Non-Div I Games:

Texas Southern

■ Loss,
 ■ Non-Conf, S Site,
 ■ Home
 ■ Away
 N Neutral

Average RPI Win:	232	WON-LOST	WINNING	LAST 10	STRENGTH OF	OPP. STRENGTH	TEAM	ADJ.	CONF.	ADJ CONF.
Average RPI Loss:	93	RECORD	PCT. RANK	GAMES	SCHEDULE	OF SCHEDULE	RPI	RPI	RPI	RPI
DIV. I ONLY	7- 8	194	5- 4	138	112	167	167	16	16	
DIV. I NON-CONF.	3- 5	218	2- 2	60	27	141	141	15	15	
TOTALS	RPI 1-25	RPI 26-50	W-L RECORDS	RPI 51-100	RPI 101-150	RPI 150+				
7- 8	0- 1	0- 2	OVERALL	0- 2	0- 1	7- 2				
5- 1	0- 0	0- 0	HOME	0- 1	0- 0	5- 0				
2- 4	0- 1	0- 1	AWAY	0- 0	0- 0	2- 2				
0- 3	0- 0	0- 1	NEUTRAL	0- 1	0- 1	0- 0				
3- 5	0- 1	0- 2	NON-CONFERENCE	0- 1	0- 1	3- 0				
2- 0	0- 0	0- 0	HOME	0- 0	0- 0	2- 0				
1- 2	0- 1	0- 1	AWAY	0- 0	0- 0	1- 0				
0- 3	0- 0	0- 1	NEUTRAL	0- 1	0- 1	0- 0				
4- 3	0- 0	0- 0	CONFERENCE	0- 1	0- 0	4- 2				
3- 1	0- 0	0- 0	HOME	0- 1	0- 0	3- 0				
1- 2	0- 0	0- 0	AWAY	0- 0	0- 0	1- 2				
0- 0	0- 0	0- 0	NEUTRAL	0- 0	0- 0	0- 0				

RPI 1-25				RPI 26-50				RPI 51-100				RPI 101+ Team's RPI: 167			
RPI	S	Opponent	Score	RPI	S	Opponent	Score	RPI	S	Opponent	Score	RPI	S	Opponent	Score
18	A	Texas A&M	50 87	26	A	Missouri	56 82	55	H	Arkansas St.	59 74	123	N	Idaho	55 75
				39	N	Duke	34 85	77	N	Iowa St.	61 83	152	A	Troy	79 112
												160	H	North Texas	64 62
												173	H	Little Rock	67 57
												233	H	UTSA	72 64
												248	A	South Ala.	73 71
												254	A	Appalachian St.	71 90
												256	A	Houston Baptist	71 66
												264	H	Georgia St.	80 71
												293	H	Ga. Southern	61 56
LAST 12 Division I GAMES:															
55	H	Arkansas St.	59 74	293	H	Ga. Southern	61 56								
173	H	Little Rock	67 57	26	A	Missouri	56 82								
152	A	Troy	79 112	256	A	Houston Baptist	71 66								
248	A	South Ala.	73 71	233	H	UTSA	72 64								
254	A	Appalachian St.	71 90	39	N	Duke	34 85								
264	H	Georgia St.	80 71	123	N	Idaho	55 75								

Non-Div I Games: Tex. A&M-Commerce 80 60 St. Edward's 52 44

Texas St.

■ Loss,
 ■ Non-Conf,
 ■ S Site,
 ■ H Home
 ■ A Away
 N Neutral

Average RPI Win:	198	WON-LOST	WINNING	LAST 10	STRENGTH OF	OPP. STRENGTH	TEAM	ADJ.	CONF.	ADJ CONF.
Average RPI Loss:	47	RECORD	PCT. RANK	GAMES	SCHEDULE	OF SCHEDULE	RPI	RPI	RPI	RPI
DIV. I ONLY	10- 9	162	3- 7	61	71	122	122	3	3	
DIV. I NON-CONF.	9- 2	38	3- 1	221	172	93	93	3	3	
TOTALS	RPI 1-25	RPI 26-50	W-L RECORDS	RPI 51-100	RPI 101-150	RPI 150+				
10- 9	0- 3	1- 3	OVERALL	1- 3	2- 0	6- 0				
9- 3	0- 1	1- 1	HOME	1- 1	2- 0	5- 0				
0- 5	0- 0	0- 0	AWAY	0- 0	0- 0	0- 0				
1- 1	0- 1	0- 0	NEUTRAL	0- 0	0- 0	1- 0				
9- 2	0- 1	1- 0	NON-CONFERENCE	0- 1	2- 0	6- 0				
8- 0	0- 0	1- 0	HOME	0- 0	2- 0	5- 0				
0- 1	0- 0	0- 0	AWAY	0- 1	0- 0	0- 0				
1- 1	0- 1	0- 0	NEUTRAL	0- 0	0- 0	1- 0				
1- 7	0- 2	0- 3	CONFERENCE	1- 2	0- 0	0- 0				
1- 3	0- 1	0- 1	HOME	1- 1	0- 0	0- 0				
0- 4	0- 1	0- 2	AWAY	0- 1	0- 0	0- 0				
0- 0	0- 0	0- 0	NEUTRAL	0- 0	0- 0	0- 0				

RPI 1-25				RPI 26-50				RPI 51-100				RPI 101+ Team's RPI: 122			
RPI	S	Opponent	Score	RPI	S	Opponent	Score	RPI	S	Opponent	Score	RPI	S	Opponent	Score
8	A	Texas	62 86	28	A	Oklahoma	53 92	68	A	Santa Clara	70 75	123	H	Idaho	78 62
17	N	Washington	73 77	38	H	Abilene Christian	71 65	77	H	Iowa St.	69 66	130	H	Idaho St.	79 64
20	H	Oklahoma St.	46 69	42	A	West Virginia	57 79	97	A	TCU	48 69	192	H	Grambling	70 55
				46	H	Kansas St.	53 65	97	H	TCU	69 78	194	N	Fordham	62 48
												280	H	Niagara	79 45
												284	H	Incarnate Word	70 55
												321	H	Southeastern La.	113 51
												343	H	Ark.-Pine Bluff	84 40
LAST 12 Division I GAMES:															
46	H	Kansas St.	53 65	8	A	Texas	62 86								
28	A	Oklahoma	53 92	97	H	TCU	69 78								
77	H	Iowa St.	69 66	343	H	Ark.-Pine Bluff	84 40								
97	A	TCU	48 69	192	H	Grambling	70 55								
42	A	West Virginia	57 79	284	H	Incarnate Word	70 55								
20	H	Oklahoma St.	46 69	68	A	Santa Clara	70 75								

Non-Div I Games:

Texas Tech

■ Loss,
■ Non-Conf, S Site,
■ Home
■ Away
N Neutral

Texas-Arlington

Through Games Of Jan. 24, 2016

Average RPI Win:	251	WON-LOST	WINNING	LAST 10	STRENGTH OF	OPP. STRENGTH	TEAM	ADJ.	CONF.	ADJ CONF.
Average RPI Loss:	117	RECORD	PCT. RANK	GAMES	SCHEDULE	OF SCHEDULE	RPI	RPI	RPI	RPI
DIV. I ONLY	6- 10	236	4- 6	103	178	191	191	16	16	
DIV. I NON-CONF.	4- 5	193	3- 2	24	153	105	105	15	15	
TOTALS	RPI 1-25	RPI 26-50	W-L RECORDS	RPI 51-100	RPI 101-150	RPI 150+				
6- 10	0- 2	0- 1	OVERALL	0- 2	0- 0	6- 5				
2- 6	0- 1	0- 0	HOME	0- 2	0- 0	2- 3				
4- 4	0- 1	0- 1	AWAY	0- 0	0- 0	4- 2				
0- 0	0- 0	0- 0	NEUTRAL	0- 0	0- 0	0- 0				
4- 5	0- 2	0- 1	NON-CONFERENCE	0- 1	0- 0	4- 1				
1- 3	0- 1	0- 0	HOME	0- 1	0- 0	1- 1				
3- 2	0- 1	0- 1	AWAY	0- 0	0- 0	3- 0				
0- 0	0- 0	0- 0	NEUTRAL	0- 0	0- 0	0- 0				
2- 5	0- 0	0- 0	CONFERENCE	0- 1	0- 0	2- 4				
1- 3	0- 0	0- 0	HOME	0- 1	0- 0	1- 2				
1- 2	0- 0	0- 0	AWAY	0- 0	0- 0	1- 2				
0- 0	0- 0	0- 0	NEUTRAL	0- 0	0- 0	0- 0				

RPI 1-25				RPI 26-50				RPI 51-100				RPI 101+ Team's RPI: 191			
RPI	S	Opponent	Score	RPI	S	Opponent	Score	RPI	S	Opponent	Score	RPI	S	Opponent	Score
4	A	Baylor	20 62	46	A	Kansas St.	41 61	53	H	Western Ky.	64 73	152	A	Troy	71 88
23	H	Seton Hall	54 61					55	H	Arkansas St.	71 78	156	H	McNeese St.	57 63
												173	H	Little Rock	55 59
												193	H	Jacksonville	56 54
												233	A	UTSA	51 47
												248	A	South Ala.	55 59
												254	A	Appalachian St.	76 45
												256	A	Houston Baptist	64 40
												264	H	Georgia St.	63 68
												278	A	Stephen F. Austin	67 63
												293	H	Ga. Southern	70 31
LAST 12 Division I GAMES:															
173	H	Little Rock	55 59	264	H	Georgia St.	63 68	233	A	UTSA	51 47	256	A	Houston Baptist	64 40
55	H	Arkansas St.	71 78	46	A	Kansas St.	41 61	53	H	Western Ky.	64 73	278	A	Stephen F. Austin	67 63
248	A	South Ala.	55 59												
152	A	Troy	71 88												
254	A	Appalachian St.	76 45												
293	H	Ga. Southern	70 31												

Non-Div I Games: Missouri Valley 96 30

Texas-Arlington

■ Loss,
 ■ Non-Conf,
 ■ S Site,
 ■ H Home
 ■ A Away
 N Neutral

Average RPI Win:	233	WON-LOST	WINNING	LAST 10	STRENGTH OF	OPP. STRENGTH	TEAM	ADJ.	CONF.	ADJ CONF.
Average RPI Loss:	73	RECORD	PCT. RANK	GAMES	SCHEDULE	OF SCHEDULE	RPI	RPI	RPI	RPI
DIV. I ONLY	9- 9	169	7- 3	87	131	127	127	10	10	
DIV. I NON-CONF.	5- 6	180	5- 0	68	105	138	138	12	12	
TOTALS	RPI 1-25	RPI 26-50	W-L RECORDS	RPI 51-100	RPI 101-150	RPI 150+				
9- 9	0- 1	0- 4	OVERALL	0- 2	2- 1	7- 1				
5- 2	0- 0	0- 1	HOME	0- 1	1- 0	4- 0				
2- 5	0- 0	0- 0	AWAY	0- 0	0- 0	2- 0				
2- 2	0- 0	0- 1	NEUTRAL	0- 0	1- 0	1- 1				
5- 6	0- 1	0- 3	NON-CONFERENCE	0- 1	1- 0	4- 1				
2- 2	0- 0	0- 1	HOME	0- 1	0- 0	2- 0				
1- 2	0- 1	0- 1	AWAY	0- 0	0- 0	1- 0				
2- 2	0- 0	0- 1	NEUTRAL	0- 0	1- 0	1- 1				
4- 3	0- 0	0- 1	CONFERENCE	0- 1	1- 1	3- 0				
3- 0	0- 0	0- 0	HOME	0- 0	1- 0	2- 0				
1- 3	0- 0	0- 1	AWAY	0- 1	0- 1	1- 0				
0- 0	0- 0	0- 0	NEUTRAL	0- 0	0- 0	0- 0				

RPI 1-25				RPI 26-50				RPI 51-100				RPI 101+ Team's RPI: 127			
RPI	S	Opponent	Score	RPI	S	Opponent	Score	RPI	S	Opponent	Score	RPI	S	Opponent	Score
1	A	Notre Dame	39 74	30	A	St. Bonaventure	63 74	84	H	Arizona	59 62	106	H	Western Mich.	80 73
				41	H	Dayton	57 83	87	A	Eastern Mich.	41 59	113	N	VCU	80 61
				43	A	Ball St.	69 75					119	A	Akron	71 81
				44	N	Albany (NY)	55 63					199	N	Columbia	88 75
												204	N	Harvard	70 76
												219	A	Ill.-Chicago	60 51
												236	A	Miami (OH)	55 50
												259	H	Northern Ill.	66 59
												299	H	Cleveland St.	66 53
												325	H	Kent St.	73 67
												343	H	Ark.-Pine Bluff	74 47
LAST 12 Division I GAMES:															
				87	A	Eastern Mich.	41 59	43	A	Ball St.	69 75				
				119	A	Akron	71 81	343	H	Ark.-Pine Bluff	74 47				
				259	H	Northern Ill.	66 59	219	A	Ill.-Chicago	60 51				
				236	A	Miami (OH)	55 50	299	H	Cleveland St.	66 53				
				106	H	Western Mich.	80 73	113	N	VCU	80 61				
				325	H	Kent St.	73 67	199	N	Columbia	88 75				

Non-Div I Games:

Toledo

Average RPI Win: 195	WON-LOST	WINNING	LAST 10	STRENGTH OF	OPP. STRENGTH	TEAM	ADJ.	CONF.	ADJ CONF.
Average RPI Loss: 166	RECORD	PCT. RANK	GAMES	SCHEDULE	OF SCHEDULE	RPI	RPI	RPI	RPI
DIV. I ONLY	5- 13	280	3- 7	180	225	268	268	13	13
DIV. I NON-CONF.	3- 8	258	1- 4	273	256	299	299	11	11
TOTALS	RPI 1-25	RPI 26-50	W-L RECORDS	RPI 51-100	RPI 101-150	RPI 150+			
5- 13	0- 0	0- 0	OVERALL	1- 4	0- 1	4- 8			
3- 5	0- 0	0- 0	HOME	1- 2	0- 0	2- 3			
1- 8	0- 0	0- 0	AWAY	0- 2	0- 1	1- 5			
1- 0	0- 0	0- 0	NEUTRAL	0- 0	0- 0	1- 0			
3- 8	0- 0	0- 0	NON-CONFERENCE	0- 2	0- 1	3- 5			
2- 2	0- 0	0- 0	HOME	0- 1	0- 0	2- 1			
0- 6	0- 0	0- 0	AWAY	0- 1	0- 1	0- 4			
1- 0	0- 0	0- 0	NEUTRAL	0- 0	0- 0	1- 0			
2- 5	0- 0	0- 0	CONFERENCE	1- 2	0- 0	1- 3			
1- 3	0- 0	0- 0	HOME	1- 1	0- 0	0- 2			
1- 2	0- 0	0- 0	AWAY	0- 1	0- 0	1- 1			
0- 0	0- 0	0- 0	NEUTRAL	0- 0	0- 0	0- 0			

RPI 1-25				RPI 26-50				RPI 51-100				RPI 101+				Team's RPI: 268	
RPI	S	Opponent	Score	RPI	S	Opponent	Score	RPI	S	Opponent	Score	RPI	S	Opponent	Score		
								63	H	Auburn	52	74	103	A	Georgetown	46	82
								70	H	James Madison	57	64	153	A	Cornell	60	88
								72	A	Hofstra	60	64	158	A	George Mason	76	88
								88	H	Elon	85	78	161	H	William & Mary	54	73
								95	A	Minnesota	86	105	179	A	Northeastern	72	71
													197	H	UMBC	61	51
													212	A	Delaware	64	69
													221	H	Coppin St.	69	81
													232	N	Western Ill.	83	77
													250	H	UNCW	49	52
													277	H	UMKC	70	47
													290	A	Rider	72	78
													311	A	North Florida	72	74
LAST 12 Division I GAMES:																	
				72	A	Hofstra	60	64	179	A	Northeastern	72	71				
				70	H	James Madison	57	64	277	H	UMKC	70	47				
				212	A	Delaware	64	69	103	A	Georgetown	46	82				
				88	H	Elon	85	78	63	H	Auburn	52	74				
				250	H	UNCW	49	52	95	A	Minnesota	86	105				
				161	H	William & Mary	54	73	153	A	Cornell	60	88				

Non-Div I Games:

Towson

■ Loss,
 ■ Non-Conf,
 ■ S Site,
 ■ H Home
 ■ A Away
 N Neutral

Average RPI Win:	255	WON-LOST	WINNING	LAST 10	STRENGTH OF	OPP. STRENGTH	TEAM	ADJ.	CONF.	ADJ CONF.
Average RPI Loss:	126	RECORD	PCT. RANK	GAMES	SCHEDULE	OF SCHEDULE	RPI	RPI	RPI	RPI
DIV. I ONLY	8- 7	155	6- 4	200	288	152	152	16	16	
DIV. I NON-CONF.	3- 4	197	2- 2	238	329	181	181	15	15	
TOTALS	RPI 1-25	RPI 26-50	W-L RECORDS	RPI 51-100	RPI 101-150	RPI 150+				
8- 7	0- 0	0- 0	OVERALL	0- 3	0- 3	8- 1				
4- 1	0- 0	0- 0	HOME	0- 1	0- 0	4- 0				
4- 6	0- 0	0- 0	AWAY	0- 2	0- 3	4- 1				
0- 0	0- 0	0- 0	NEUTRAL	0- 0	0- 0	0- 0				
3- 4	0- 0	0- 0	NON-CONFERENCE	0- 1	0- 3	3- 0				
1- 0	0- 0	0- 0	HOME	0- 0	0- 0	1- 0				
2- 4	0- 0	0- 0	AWAY	0- 1	0- 3	2- 0				
0- 0	0- 0	0- 0	NEUTRAL	0- 0	0- 0	0- 0				
5- 3	0- 0	0- 0	CONFERENCE	0- 2	0- 0	5- 1				
3- 1	0- 0	0- 0	HOME	0- 1	0- 0	3- 0				
2- 2	0- 0	0- 0	AWAY	0- 1	0- 0	2- 1				
0- 0	0- 0	0- 0	NEUTRAL	0- 0	0- 0	0- 0				

RPI 1-25				RPI 26-50				RPI 51-100				RPI 101+ Team's RPI: 152			
RPI	S	Opponent	Score	RPI	S	Opponent	Score	RPI	S	Opponent	Score	RPI	S	Opponent	Score
								51	A	Vanderbilt	43 97	117	A	Belmont	93 102
								55	H	Arkansas St.	81 101	143	A	Samford	69 73
								98	A	La.-Lafayette	53 56	149	A	UAB	67 89
												167	H	Texas St.	112 79
												173	H	Little Rock	78 71
												191	H	Texas-Arlington	88 71
												264	A	Georgia St.	97 90
												270	A	La.-Monroe	73 77
												293	A	Ga. Southern	81 66
												301	H	Nicholls St.	104 51
												321	A	Southeastern La.	100 90
												330	A	Alabama St.	73 59
LAST 12 Division I GAMES:															
				98	A	La.-Lafayette	53 56					173	H	Little Rock	78 71
				270	A	La.-Monroe	73 77					55	H	Arkansas St.	81 101
				167	H	Texas St.	112 79					321	A	Southeastern La.	100 90
				191	H	Texas-Arlington	88 71					149	A	UAB	67 89
				293	A	Ga. Southern	81 66					330	A	Alabama St.	73 59
				264	A	Georgia St.	97 90					51	A	Vanderbilt	43 97

Non-Div I Games: West Ala. 103 72 Fort Valley St. 118 72

Troy

Average RPI Win: 172
Average RPI Loss: 48

Average RPI Win: 172		WON-LOST	WINNING	LAST 10	STRENGTH OF	OPP. STRENGTH	TEAM	ADJ.	CONF.	ADJ CONF.
Average RPI Loss: 48		RECORD	PCT. RANK	GAMES	SCHEDULE	OF SCHEDULE	RPI	RPI	RPI	RPI
DIV. I ONLY		15- 5	47	8- 2	118	53	66	66	7	7
DIV. I NON-CONF.		9- 3	69	4- 0	54	66	43	43	7	7
TOTALS	RPI 1-25	RPI 26-50		W-L RECORDS		RPI 51-100	RPI 101-150		RPI 150+	
15- 5	0- 2	0- 2		OVERALL		2- 0	5- 1		8- 0	
10- 1	0- 0	0- 1		HOME		1- 0	2- 0		7- 0	
4- 2	0- 1	0- 0		AWAY		0- 0	3- 1		1- 0	
1- 2	0- 1	0- 1		NEUTRAL		1- 0	0- 0		0- 0	
9- 3	0- 2	0- 1		NON-CONFERENCE		2- 0	2- 0		5- 0	
7- 0	0- 0	0- 0		HOME		1- 0	1- 0		5- 0	
1- 1	0- 1	0- 0		AWAY		0- 0	1- 0		0- 0	
1- 2	0- 1	0- 1		NEUTRAL		1- 0	0- 0		0- 0	
6- 2	0- 0	0- 1		CONFERENCE		0- 0	3- 1		3- 0	
3- 1	0- 0	0- 1		HOME		0- 0	1- 0		2- 0	
3- 1	0- 0	0- 0		AWAY		0- 0	2- 1		1- 0	
0- 0	0- 0	0- 0		NEUTRAL		0- 0	0- 0		0- 0	

RPI 1-25				RPI 26-50				RPI 51-100				Team's RPI: 66				RPI 101+			
RPI	S	Opponent	Score	RPI	S	Opponent	Score	RPI	S	Opponent	Score	RPI	S	Opponent	Score	RPI	S	Opponent	Score
12	N	Green Bay	58 79	36	H	South Fla.	67 71	85	N	Virginia	67 62	107	H	LSU	67 63				
14	A	Florida St.	72 78	40	N	Rutgers	51 75	86	H	Saint Louis	66 58	136	A	Memphis	67 83				
												137	A	SMU	54 42				
												138	A	East Carolina	66 51				
												138	H	East Carolina	78 73				
												140	A	Ole Miss	61 59				
												156	H	McNeese St.	74 55				
												169	H	Southern U.	77 48				
												173	H	Little Rock	69 53				
												190	A	Tulsa	71 47				
												228	H	Houston	70 48				
												234	H	UCF	75 54				
												276	H	UNCG	74 53				
												326	H	Jackson St.	92 49				
LAST 12 Division I GAMES:																			
138	H	East Carolina	78 73	136	A	Memphis	67 83												
137	A	SMU	54 42	228	H	Houston	70 48												
190	A	Tulsa	71 47	86	H	Saint Louis	66 58												
36	H	South Fla.	67 71	276	H	UNCG	74 53												
234	H	UCF	75 54	169	H	Southern U.	77 48												
138	A	East Carolina	66 51	140	A	Ole Miss	61 59												

Non-Div I Games:

Tulane

Loss, Non-Conf, S Site, H Home A Away N Neutral

Average RPI Win:	161	WON-LOST	WINNING	LAST 10	STRENGTH OF	OPP. STRENGTH	TEAM	ADJ.	CONF.	ADJ CONF.
Average RPI Loss:	111	RECORD	PCT. RANK	GAMES	SCHEDULE	OF SCHEDULE	RPI	RPI	RPI	RPI
DIV. I ONLY	7- 13	246	4- 6	96	65	190	190	7	7	
DIV. I NON-CONF.	3- 8	258	1- 2	123	74	211	211	7	7	
TOTALS	RPI 1-25	RPI 26-50	W-L RECORDS	RPI 51-100	RPI 101-150	RPI 150+				
7- 13	0- 1	0- 2	OVERALL	0- 3	4- 4	3- 3				
3- 7	0- 0	0- 2	HOME	0- 1	2- 2	1- 2				
4- 4	0- 1	0- 0	AWAY	0- 2	2- 1	2- 0				
0- 2	0- 0	0- 0	NEUTRAL	0- 0	0- 1	0- 1				
3- 8	0- 0	0- 2	NON-CONFERENCE	0- 1	1- 3	2- 2				
1- 4	0- 0	0- 2	HOME	0- 0	0- 1	1- 1				
2- 2	0- 0	0- 0	AWAY	0- 1	1- 1	1- 0				
0- 2	0- 0	0- 0	NEUTRAL	0- 0	0- 1	0- 1				
4- 5	0- 1	0- 0	CONFERENCE	0- 2	3- 1	1- 1				
2- 3	0- 0	0- 0	HOME	0- 1	2- 1	0- 1				
2- 2	0- 1	0- 0	AWAY	0- 1	1- 0	1- 0				
0- 0	0- 0	0- 0	NEUTRAL	0- 0	0- 0	0- 0				

RPI	S	Opponent	Score	RPI	S	Opponent	Score	RPI	S	Opponent	Score	RPI	S	Opponent	Score	Team's RPI: 190
3	A	UConn	35 95	28	H	Oklahoma	62 75	66	H	Tulane	47 71	108	A	UNI	59 75	
				46	H	Kansas St.	67 75	86	A	Saint Louis	73 82	112	N	Drake	80 91	
								94	A	Temple	46 66	126	A	Arkansas	74 67	
												136	A	Memphis	65 59	
												136	H	Memphis	58 69	
												137	H	SMU	56 54	
												138	H	East Carolina	81 79	
												139	H	Oral Roberts	53 59	
												158	N	George Mason	63 64	
												173	A	Little Rock	74 63	
												192	H	Grambling	79 51	
												211	H	Cincinnati	53 55	
												228	A	Houston	79 62	
												255	H	Indiana St.	63 67	
LAST 12 Division I GAMES:																
136	H	Memphis	58 69	3	A	UConn	35 95									
228	A	Houston	79 62	137	H	SMU	56 54									
66	H	Tulane	47 71	138	H	East Carolina	81 79									
211	H	Cincinnati	53 55	108	A	UNI	59 75									
136	A	Memphis	65 59	173	A	Little Rock	74 63									
94	A	Temple	46 66	28	H	Oklahoma	62 75									

Non-Div I Games:

Tulsa

■ Loss,
 ■ Non-Conf,
 S Site,
 ■ Home
 ■ Away
 N Neutral

Average RPI Win:	229	WON-LOST	WINNING	LAST 10	STRENGTH OF	OPP. STRENGTH	TEAM	ADJ.	CONF.	ADJ CONF.
Average RPI Loss:	94	RECORD	PCT. RANK	GAMES	SCHEDULE	OF SCHEDULE	RPI	RPI	RPI	RPI
DIV. I ONLY	10- 8	140	6- 4	220	130	149	149	11	11	
DIV. I NON-CONF.	7- 4	110	5- 0	240	228	143	143	10	10	
TOTALS	RPI 1-25	RPI 26-50	W-L RECORDS	RPI 51-100	RPI 101-150	RPI 150+				
10- 8	0- 1	0- 2	OVERALL	1- 2	1- 1	8- 2				
7- 0	0- 0	0- 0	HOME	1- 0	1- 0	5- 0				
2- 7	0- 1	0- 1	AWAY	0- 2	0- 1	2- 2				
1- 1	0- 0	0- 1	NEUTRAL	0- 0	0- 0	1- 0				
7- 4	0- 1	0- 1	NON-CONFERENCE	0- 1	1- 1	6- 0				
5- 0	0- 0	0- 0	HOME	0- 0	1- 0	4- 0				
1- 3	0- 1	0- 0	AWAY	0- 1	0- 1	1- 0				
1- 1	0- 0	0- 1	NEUTRAL	0- 0	0- 0	1- 0				
3- 4	0- 0	0- 1	CONFERENCE	1- 1	0- 0	2- 2				
2- 0	0- 0	0- 0	HOME	1- 0	0- 0	1- 0				
1- 4	0- 0	0- 1	AWAY	0- 1	0- 0	1- 2				
0- 0	0- 0	0- 0	NEUTRAL	0- 0	0- 0	0- 0				

RPI 1-25				RPI 26-50				RPI 51-100				RPI 101+ Team's RPI: 149			
RPI	S	Opponent	Score	RPI	S	Opponent	Score	RPI	S	Opponent	Score	RPI	S	Opponent	Score
14	A	Florida St.	44 84	31	A	UTEP	54 62	63	A	Auburn	71 85	117	A	Belmont	62 63
				45	N	North Carolina St.	56 67	79	H	Charlotte	75 57	143	H	Samford	61 41
								89	A	Middle Tenn.	40 68	152	H	Troy	89 67
												160	A	North Texas	51 53
												168	H	Old Dominion	58 55
												233	A	UTSA	52 54
												248	A	South Ala.	53 39
												258	A	Rice	64 55
												260	N	High Point	56 46
												294	H	South Carolina St.	71 38
												343	H	Ark.-Pine Bluff	82 32
												344	H	Mississippi Val.	80 33
LAST 12 Division I GAMES:															
160	A	North Texas	51 53	89	A	Middle Tenn.	40 68	143	H	Samford	61 41				
258	A	Rice	64 55	79	H	Charlotte	75 57	152	H	Troy	89 67				
				168	H	Old Dominion	58 55	248	A	South Ala.	53 39				
				31	A	UTEP	54 62	344	H	Mississippi Val.	80 33				
				233	A	UTSA	52 54	343	H	Ark.-Pine Bluff	82 32				

Non-Div I Games:

UAB

■ Loss,
 ■ Non-Conf,
 ■ S Site,
 ■ H Home
 ■ A Away
 N Neutral

Average RPI Win:	243	WON-LOST	WINNING	LAST 10	STRENGTH OF	OPP. STRENGTH	TEAM	ADJ.	CONF.	ADJ CONF.
Average RPI Loss:	144	RECORD	PCT. RANK	GAMES	SCHEDULE	OF SCHEDULE	RPI	RPI	RPI	RPI
DIV. I ONLY	10- 7	120	5- 5	313	147	199	199	22	22	
DIV. I NON-CONF.	6- 6	160	2- 4	289	107	204	204	21	21	
TOTALS	RPI 1-25	RPI 26-50	W-L RECORDS	RPI 51-100	RPI 101-150	RPI 150+				
10- 7	0- 1	1- 1	OVERALL	0- 1	0- 1	9- 3				
3- 3	0- 1	0- 0	HOME	0- 0	0- 1	3- 1				
7- 2	0- 0	1- 0	AWAY	0- 1	0- 0	6- 1				
0- 2	0- 0	0- 1	NEUTRAL	0- 0	0- 0	0- 1				
6- 6	0- 1	1- 1	NON-CONFERENCE	0- 1	0- 1	5- 2				
1- 3	0- 1	0- 0	HOME	0- 0	0- 1	1- 1				
5- 1	0- 0	1- 0	AWAY	0- 1	0- 0	4- 0				
0- 2	0- 0	0- 1	NEUTRAL	0- 0	0- 0	0- 1				
4- 1	0- 0	0- 0	CONFERENCE	0- 0	0- 0	4- 1				
2- 0	0- 0	0- 0	HOME	0- 0	0- 0	2- 0				
2- 1	0- 0	0- 0	AWAY	0- 0	0- 0	2- 1				
0- 0	0- 0	0- 0	NEUTRAL	0- 0	0- 0	0- 0				

RPI 1-25				RPI 26-50				RPI 51-100				RPI 101+ Team's RPI: 199			
RPI	S	Opponent	Score	RPI	S	Opponent	Score	RPI	S	Opponent	Score	RPI	S	Opponent	Score
6	H	Stanford	45 74	44	N	Albany (NY)	70 80	56	A	Utah	58 88	145	H	Pacific	53 66
				50	A	St. Mary's (CA)	78 71					155	H	Hawaii	60 58
												181	A	Cal Poly	75 57
												196	H	Sacramento St.	77 92
												226	A	Utah Valley	59 55
												247	A	UC Santa Barbara	59 66
												267	A	San Diego St.	65 54
												271	A	Portland	72 47
												287	A	CSUN	75 52
												313	N	Florida A&M	58 61
												314	H	UC Irvine	74 61
												336	A	Portland St.	82 70
												339	H	Air Force	66 40
LAST 12 Division I GAMES:															
181	A	Cal Poly	75 57	56	A	Utah	58 88								
247	A	UC Santa Barbara	59 66	313	N	Florida A&M	58 61								
314	H	UC Irvine	74 61	44	N	Albany (NY)	70 80								
155	H	Hawaii	60 58	196	H	Sacramento St.	77 92								
287	A	CSUN	75 52	50	A	St. Mary's (CA)	78 71								
226	A	Utah Valley	59 55	271	A	Portland	72 47								

Non-Div I Games: Cal St. Monterey Ba91 36

UC Davis

■ Loss,
 ■ Non-Conf,
 ■ S Site,
 ■ Home
 ■ A Away
 N Neutral

Average RPI Win:	328	WON-LOST	WINNING	LAST 10	STRENGTH OF	OPP. STRENGTH	TEAM	ADJ.	CONF.	ADJ CONF.
Average RPI Loss:	158	RECORD	PCT. RANK	GAMES	SCHEDULE	OF SCHEDULE	RPI	RPI	RPI	RPI
DIV. I ONLY	3- 16	323	1- 9	262	163	314	314	22	22	
DIV. I NON-CONF.	2- 11	306	0- 6	306	97	324	324	21	21	
TOTALS	RPI 1-25	RPI 26-50	W-L RECORDS	RPI 51-100	RPI 101-150	RPI 150+				
3- 16	0- 2	0- 1	OVERALL	0- 2	0- 0	3- 11				
1- 6	0- 0	0- 1	HOME	0- 0	0- 0	1- 5				
2- 9	0- 0	0- 0	AWAY	0- 0	0- 0	2- 1				
0- 1	0- 0	0- 0	NEUTRAL	0- 1	0- 0	0- 0				
2- 11	0- 2	0- 1	NON-CONFERENCE	0- 1	0- 0	2- 7				
1- 3	0- 0	0- 1	HOME	0- 0	0- 0	1- 2				
1- 7	0- 2	0- 0	AWAY	0- 0	0- 0	1- 5				
0- 1	0- 0	0- 0	NEUTRAL	0- 1	0- 0	0- 0				
1- 5	0- 0	0- 0	CONFERENCE	0- 1	0- 0	1- 4				
0- 3	0- 0	0- 0	HOME	0- 0	0- 0	0- 3				
1- 2	0- 0	0- 0	AWAY	0- 1	0- 0	1- 1				
0- 0	0- 0	0- 0	NEUTRAL	0- 0	0- 0	0- 0				

RPI 1-25				RPI 26-50				RPI 51-100				RPI 101+ Team's RPI: 314			
RPI	S	Opponent	Score	RPI	S	Opponent	Score	RPI	S	Opponent	Score	RPI	S	Opponent	Score
7	A	UCLA	48 83	34	H	St. John's (NY)	63 85	58	N	Princeton	42 83	155	H	Hawaii	65 83
19	A	Southern California	56 75					73	A	UC Riverside	69 93	159	H	Long Beach St.	65 71
												181	H	Cal Poly	54 72
												185	A	UNLV	52 72
												196	A	Sacramento St.	78 126
												199	A	UC Davis	61 74
												237	A	San Jose St.	58 79
												245	H	Grand Canyon	53 58
												249	A	Loyola Marymount	50 95
												262	A	CSU Bakersfield	39 65
												266	H	Northern Ariz.	55 71
												320	H	Nevada	68 64
												331	A	Southern Utah	63 58
												333	A	Cal St. Fullerton	62 58
LAST 12 Division I GAMES:															
333	A	Cal St. Fullerton	62 58	262	A	CSU Bakersfield	39 65								
155	H	Hawaii	65 83	19	A	Southern California	56 75								
159	H	Long Beach St.	65 71	196	A	Sacramento St.	78 126								
199	A	UC Davis	61 74	237	A	San Jose St.	58 79								
181	H	Cal Poly	54 72	7	A	UCLA	48 83								
73	A	UC Riverside	69 93	245	H	Grand Canyon	53 58								

Non-Div I Games: San Diego Christian78 49

UC Irvine

■ Loss,
 ■ Non-Conf, S Site,
 ■ Home
 ■ Away
 N Neutral

UC Riverside

Through Games Of Jan. 24, 2016

Average RPI Win:	220	WON-LOST	WINNING	LAST 10	STRENGTH OF	OPP. STRENGTH	TEAM	ADJ.	CONF.	ADJ CONF.
Average RPI Loss:	46	RECORD	PCT. RANK	GAMES	SCHEDULE	OF SCHEDULE	RPI	RPI	RPI	RPI
DIV. I ONLY	12- 7	98	7- 3	99	124	73	73	22	22	
DIV. I NON-CONF.	7- 7	160	3- 4	67	63	89	89	21	21	
TOTALS	RPI 1-25	RPI 26-50	W-L RECORDS	RPI 51-100	RPI 101-150	RPI 150+				
12- 7	0- 3	0- 1	OVERALL	0- 2	1- 1	11- 0				
5- 1	0- 1	0- 0	HOME	0- 0	1- 0	4- 0				
6- 6	0- 2	0- 1	AWAY	0- 2	0- 1	6- 0				
1- 0	0- 0	0- 0	NEUTRAL	0- 0	0- 0	1- 0				
7- 7	0- 3	0- 1	NON-CONFERENCE	0- 2	1- 1	6- 0				
3- 1	0- 1	0- 0	HOME	0- 0	1- 0	2- 0				
3- 6	0- 2	0- 1	AWAY	0- 2	0- 1	3- 0				
1- 0	0- 0	0- 0	NEUTRAL	0- 0	0- 0	1- 0				
5- 0	0- 0	0- 0	CONFERENCE	0- 0	0- 0	5- 0				
2- 0	0- 0	0- 0	HOME	0- 0	0- 0	2- 0				
3- 0	0- 0	0- 0	AWAY	0- 0	0- 0	3- 0				
0- 0	0- 0	0- 0	NEUTRAL	0- 0	0- 0	0- 0				

RPI 1-25				RPI 26-50				RPI 51-100				RPI 101+			
RPI	S	Opponent	Score	RPI	S	Opponent	Score	RPI	S	Opponent	Score	RPI	S	Opponent	Score
7	H	UCLA	56 70	31	A	UTEP	57 68	60	A	California	58 64	116	A	San Francisco	76 88
9	A	Oregon St.	65 86					83	A	Oregon	81 95	120	H	Fresno St.	86 68
17	A	Washington	43 78									155	A	Hawaii	77 74
												159	A	Long Beach St.	78 60
												177	N	Southeast Mo. St.	85 67
												203	A	Seattle	92 70
												245	A	Grand Canyon	85 67
												247	A	UC Santa Barbara	83 53
												247	H	UC Santa Barbara	92 81
												249	H	Loyola Marymount	80 62
												262	H	CSU Bakersfield	81 61
												267	A	San Diego St.	85 68
												314	H	UC Irvine	93 69
LAST 12 Division I GAMES:															
247	H	UC Santa Barbara	92 81	7	H	UCLA	56 70	203	A	Seattle	92 70				
155	A	Hawaii	77 74	17	A	Washington	43 78	83	A	Oregon	81 95				
159	A	Long Beach St.	78 60	262	H	CSU Bakersfield	81 61	116	A	San Francisco	76 88				
247	A	UC Santa Barbara	83 53												
314	H	UC Irvine	93 69												
245	A	Grand Canyon	85 67												

Non-Div I Games:

UC Riverside

■ Loss,
 ■ Non-Conf,
 ■ S Site,
 ■ H Home
 ■ A Away
 N Neutral

Average RPI Win:	262	WON-LOST	WINNING	LAST 10	STRENGTH OF	OPP. STRENGTH	TEAM	ADJ.	CONF.	ADJ CONF.
Average RPI Loss:	128	RECORD	PCT. RANK	GAMES	SCHEDULE	OF SCHEDULE	RPI	RPI	RPI	RPI
DIV. I ONLY	6- 13	264	5- 4	184	208	247	247	22	22	
DIV. I NON-CONF.	2- 11	306	1- 4	169	219	300	300	21	21	
TOTALS	RPI 1-25	RPI 26-50	W-L RECORDS	RPI 51-100	RPI 101-150	RPI 150+				
6- 13	0- 0	0- 0	OVERALL	0- 7	0- 2	6- 4				
4- 4	0- 0	0- 0	HOME	0- 2	0- 0	4- 2				
2- 9	0- 0	0- 0	AWAY	0- 5	0- 2	2- 2				
0- 0	0- 0	0- 0	NEUTRAL	0- 0	0- 0	0- 0				
2- 11	0- 0	0- 0	NON-CONFERENCE	0- 5	0- 2	2- 4				
2- 3	0- 0	0- 0	HOME	0- 1	0- 0	2- 2				
0- 8	0- 0	0- 0	AWAY	0- 4	0- 2	0- 2				
0- 0	0- 0	0- 0	NEUTRAL	0- 0	0- 0	0- 0				
4- 2	0- 0	0- 0	CONFERENCE	0- 2	0- 0	4- 0				
2- 1	0- 0	0- 0	HOME	0- 1	0- 0	2- 0				
2- 1	0- 0	0- 0	AWAY	0- 1	0- 0	2- 0				
0- 0	0- 0	0- 0	NEUTRAL	0- 0	0- 0	0- 0				

RPI 1-25				RPI 26-50				RPI 51-100				RPI 101+				Team's RPI: 247	
RPI	S	Opponent	Score	RPI	S	Opponent	Score	RPI	S	Opponent	Score	RPI	S	Opponent	Score		
								52	A	Washington St.	44	61	107	A	LSU	50	68
								68	A	Santa Clara	48	66	123	A	Idaho	42	64
								68	H	Santa Clara	37	48	178	H	UTRGV	60	62
								73	A	UC Riverside	81	92	181	H	Cal Poly	78	67
								73	H	UC Riverside	53	83	199	H	UC Davis	66	59
								83	A	Oregon	51	79	235	A	Wyoming	67	76
								98	A	La.-Lafayette	42	61	249	H	Loyola Marymount	63	70
													252	A	Pepperdine	69	71
													262	H	CSU Bakersfield	61	60
													287	A	CSUN	65	49
													309	H	Morehead St.	93	78
													333	A	Cal St. Fullerton	65	47
LAST 12 Division I GAMES:																	
				73	A	UC Riverside	81	92	309	H	Morehead St.	93	78				
				199	H	UC Davis	66	59	68	A	Santa Clara	48	66				
				287	A	CSUN	65	49	98	A	La.-Lafayette	42	61				
				333	A	Cal St. Fullerton	65	47	107	A	LSU	50	68				
				73	H	UC Riverside	53	83	249	H	Loyola Marymount	63	70				
				181	H	Cal Poly	78	67	68	H	Santa Clara	37	48				

Non-Div I Games: La Verne 89 41

UC Santa Barbara

■ Loss,
 ■ Non-Conf,
 ■ S Site,
 ■ H Home
 ■ A Away
 N Neutral

Average RPI Win:	272	WON-LOST	WINNING	LAST 10	STRENGTH OF	OPP. STRENGTH	TEAM	ADJ.	CONF.	ADJ CONF.
Average RPI Loss:	104	RECORD	PCT. RANK	GAMES	SCHEDULE	OF SCHEDULE	RPI	RPI	RPI	RPI
DIV. I ONLY	4- 15	310	1- 9	88	96	234	234	7	7	
DIV. I NON-CONF.	3- 8	258	0- 4	164	199	259	259	7	7	
TOTALS	RPI 1-25	RPI 26-50	W-L RECORDS	RPI 51-100	RPI 101-150	RPI 150+				
4- 15	0- 2	0- 4	OVERALL	0- 2	0- 3	4- 4				
2- 8	0- 1	0- 2	HOME	0- 1	0- 2	2- 2				
2- 6	0- 1	0- 1	AWAY	0- 1	0- 1	2- 2				
0- 1	0- 0	0- 1	NEUTRAL	0- 0	0- 0	0- 0				
3- 8	0- 1	0- 2	NON-CONFERENCE	0- 0	0- 2	3- 3				
2- 4	0- 1	0- 1	HOME	0- 0	0- 1	2- 1				
1- 3	0- 0	0- 0	AWAY	0- 0	0- 1	1- 2				
0- 1	0- 0	0- 1	NEUTRAL	0- 0	0- 0	0- 0				
1- 7	0- 1	0- 2	CONFERENCE	0- 2	0- 1	1- 1				
0- 4	0- 0	0- 1	HOME	0- 1	0- 1	0- 1				
1- 3	0- 1	0- 1	AWAY	0- 1	0- 0	1- 0				
0- 0	0- 0	0- 0	NEUTRAL	0- 0	0- 0	0- 0				

RPI	S	Opponent	Score	RPI	S	Opponent	Score	RPI	S	Opponent	Score	RPI	S	Opponent	Score	Team's RPI: 234
3	A	UConn	51 106	32	N	Florida	79 93	66	A	Tulane	54 75	119	A	Akron	54 74	
20	H	Oklahoma St.	55 74	34	H	St. John's (NY)	42 70	94	H	Temple	63 71	121	H	Buffalo	60 66	
				36	A	South Fla.	63 108					138	H	East Carolina	56 71	
				36	H	South Fla.	49 88					162	H	Butler	63 71	
												208	A	Stetson	68 83	
												211	A	Cincinnati	80 60	
												211	H	Cincinnati	50 68	
												248	A	South Ala.	77 36	
												274	A	Omaha	60 75	
												313	H	Florida A&M	93 55	
												316	H	FIU	89 72	
LAST 12 Division I GAMES:																
36	H	South Fla.	49 88	36	A	South Fla.	63 108	211	H	Cincinnati	50 68					
3	A	UConn	51 106	32	N	Florida	79 93	20	H	Oklahoma St.	55 74					
211	A	Cincinnati	80 60	34	H	St. John's (NY)	42 70	34	H	St. John's (NY)	42 70					
94	H	Temple	63 71	66	A	Tulane	54 75	119	A	Akron	54 74					
66	A	Tulane	54 75	138	H	East Carolina	56 71									

Non-Div I Games:

UCF

■ Loss,
 ■ Non-Conf,
 ■ S Site,
 ■ H Home
 ■ A Away
 N Neutral

Average RPI Win:	103	WON-LOST	WINNING	LAST 10	STRENGTH OF	OPP. STRENGTH	TEAM	ADJ.	CONF.	ADJ CONF.
Average RPI Loss:	20	RECORD	PCT. RANK	GAMES	SCHEDULE	OF SCHEDULE	RPI	RPI	RPI	RPI
DIV. I ONLY	14- 5	50	7- 3	6	3	7	7	1	1	
DIV. I NON-CONF.	8- 2	52	3- 0	20	31	14	14	1	1	
TOTALS	RPI 1-25	RPI 26-50	W-L RECORDS	RPI 51-100	RPI 101-150	RPI 150+				
14- 5	3- 4	1- 0	OVERALL	6- 1	0- 0	4- 0				
9- 1	3- 1	1- 0	HOME	3- 0	0- 0	2- 0				
4- 3	0- 0	0- 0	AWAY	3- 0	0- 0	1- 0				
1- 1	0- 1	0- 0	NEUTRAL	0- 0	0- 0	1- 0				
8- 2	0- 2	1- 0	NON-CONFERENCE	3- 0	0- 0	4- 0				
4- 1	0- 1	1- 0	HOME	1- 0	0- 0	2- 0				
3- 0	0- 0	0- 0	AWAY	2- 0	0- 0	1- 0				
1- 1	0- 1	0- 0	NEUTRAL	0- 0	0- 0	1- 0				
6- 3	3- 2	0- 0	CONFERENCE	3- 1	0- 0	0- 0				
5- 0	3- 0	0- 0	HOME	2- 0	0- 0	0- 0				
1- 3	0- 2	0- 0	AWAY	1- 1	0- 0	0- 0				
0- 0	0- 0	0- 0	NEUTRAL	0- 0	0- 0	0- 0				

RPI 1-25				Team's RPI: 7		RPI 26-50				RPI 51-100				RPI 101+					
RPI	S	Opponent	Score		RPI	S	Opponent	Score		RPI	S	Opponent	Score		RPI	S	Opponent	Score	
1	N	Notre Dame	84	92	34	H	St. John's (NY)	73	58	52	A	Washington St.	75	73	183	N	Louisiana Tech	68	57
2	H	South Carolina	65	68						60	A	California	104	108	196	A	Sacramento St.	109	76
6	H	Stanford	56	36						60	H	California	75	56	262	H	CSU Bakersfield	82	68
9	H	Oregon St.	71	51						70	H	James Madison	90	61	314	H	UC Irvine	83	48
17	A	Washington	56	64						73	A	UC Riverside	70	56					
19	A	Southern California	68	71						78	A	Michigan	86	77					
19	H	Southern California	78	73						83	H	Oregon	80	69					
LAST 12 Division I GAMES:																			
6	H	Stanford	56	36	83	H	Oregon	80	69										
60	H	California	75	56	19	H	Southern California	78	73										
52	A	Washington St.	75	73	73	A	UC Riverside	70	56										
17	A	Washington	56	64	60	A	California	104	108										
19	A	Southern California	68	71	196	A	Sacramento St.	109	76										
9	H	Oregon St.	71	51	314	H	UC Irvine	83	48										

Non-Div I Games:

UCLA

■ Loss,
 ■ Non-Conf, S Site,
 ■ Home
 ■ Away
 N Neutral

Average RPI Win:	105	WON-LOST	WINNING	LAST 10	STRENGTH OF	OPP. STRENGTH	TEAM	ADJ.	CONF.	ADJ CONF.
Average RPI Loss:	0	RECORD	PCT. RANK	GAMES	SCHEDULE	OF SCHEDULE	RPI	RPI	RPI	RPI
DIV. I ONLY	18- 0	1	10- 0	25	13	3	3	7	7	
DIV. I NON-CONF.	10- 0	1	4- 0	1	2	1	1	7	7	
TOTALS	RPI 1-25	RPI 26-50	W-L RECORDS	RPI 51-100	RPI 101-150	RPI 150+				
18- 0	4- 0	3- 0	OVERALL	3- 0	3- 0	5- 0				
7- 0	1- 0	1- 0	HOME	2- 0	1- 0	2- 0				
9- 0	1- 0	2- 0	AWAY	1- 0	2- 0	3- 0				
2- 0	2- 0	0- 0	NEUTRAL	0- 0	0- 0	0- 0				
10- 0	4- 0	2- 0	NON-CONFERENCE	2- 0	1- 0	1- 0				
4- 0	1- 0	1- 0	HOME	1- 0	1- 0	0- 0				
4- 0	1- 0	1- 0	AWAY	1- 0	0- 0	1- 0				
2- 0	2- 0	0- 0	NEUTRAL	0- 0	0- 0	0- 0				
8- 0	0- 0	1- 0	CONFERENCE	1- 0	2- 0	4- 0				
3- 0	0- 0	0- 0	HOME	1- 0	0- 0	2- 0				
5- 0	0- 0	1- 0	AWAY	0- 0	2- 0	2- 0				
0- 0	0- 0	0- 0	NEUTRAL	0- 0	0- 0	0- 0				

RPI	S	Opponent	Score	RPI	S	Opponent	Score	RPI	S	Opponent	Score	RPI	S	Opponent	Score
1	H	Notre Dame	91 81	29	A	DePaul	86 70	59	H	Nebraska	88 46	107	H	LSU	86 40
5	A	Ohio St.	100 56	36	A	South Fla.	75 59	67	A	Chattanooga	79 31	136	A	Memphis	86 46
14	N	Florida St.	73 49	46	H	Kansas St.	97 57	94	H	Temple	104 49	137	A	SMU	90 37
25	N	Maryland	83 73									190	H	Tulsa	95 35
												211	A	Cincinnati	107 45
												228	A	Houston	76 37
												234	H	UCF	106 51
												279	A	Colgate	94 50
LAST 12 Division I GAMES:															
137	A	SMU	90 37	190	H	Tulsa	95 35	211	A	Cincinnati	107 45	25	N	Maryland	83 73
234	H	UCF	106 51	211	A	Cincinnati	107 45	107	H	LSU	86 40	14	N	Florida St.	73 49
94	H	Temple	104 49	25	N	Maryland	83 73	136	A	Memphis	86 46	228	A	Houston	76 37
136	A	Memphis	86 46	36	A	South Fla.	75 59	46	H	Kansas St.	97 57	279	A	Colgate	94 50
36	A	South Fla.	75 59	46	H	Kansas St.	97 57	94	H	Temple	104 49				
228	A	Houston	76 37	94	H	Temple	104 49								

Non-Div I Games:

UConn

Average RPI Win:	258	WON-LOST	WINNING	LAST 10	STRENGTH OF	OPP. STRENGTH	TEAM	ADJ.	CONF.	ADJ CONF.
Average RPI Loss:	132	RECORD	PCT. RANK	GAMES	SCHEDULE	OF SCHEDULE	RPI	RPI	RPI	RPI
DIV. I ONLY	11- 8	129	5- 5	284	191	197	197	15	15	
DIV. I NON-CONF.	9- 4	96	5- 1	315	186	175	175	16	16	
TOTALS	RPI 1-25	RPI 26-50	W-L RECORDS	RPI 51-100	RPI 101-150	RPI 150+				
11- 8	0- 0	0- 1	OVERALL	0- 4	1- 0	10- 3				
5- 4	0- 0	0- 1	HOME	0- 2	1- 0	4- 1				
5- 4	0- 0	0- 0	AWAY	0- 2	0- 0	5- 2				
1- 0	0- 0	0- 0	NEUTRAL	0- 0	0- 0	1- 0				
9- 4	0- 0	0- 0	NON-CONFERENCE	0- 2	1- 0	8- 2				
4- 2	0- 0	0- 0	HOME	0- 1	1- 0	3- 1				
4- 2	0- 0	0- 0	AWAY	0- 1	0- 0	4- 1				
1- 0	0- 0	0- 0	NEUTRAL	0- 0	0- 0	1- 0				
2- 4	0- 0	0- 1	CONFERENCE	0- 2	0- 0	2- 1				
1- 2	0- 0	0- 1	HOME	0- 1	0- 0	1- 0				
1- 2	0- 0	0- 0	AWAY	0- 1	0- 0	1- 1				
0- 0	0- 0	0- 0	NEUTRAL	0- 0	0- 0	0- 0				

RPI 1-25				RPI 26-50				RPI 51-100				RPI 101+				Team's RPI: 197	
RPI	S	Opponent	Score	RPI	S	Opponent	Score	RPI	S	Opponent	Score	RPI	S	Opponent	Score		
				44	H	Albany (NY)	42 77	57	H	Penn	46 81	115	H	Bucknell	65 52		
								82	A	Saint Joseph's	45 104	199	H	Columbia	68 70		
								91	A	Maine	55 65	218	A	Hartford	57 65		
								100	H	Stony Brook	60 69	221	A	Coppin St.	68 61		
												238	A	Morgan St.	65 46		
												240	H	American	47 46		
												261	A	Loyola Maryland	52 46		
												268	A	Towson	51 61		
												272	H	La Salle	60 29		
												288	H	Vermont	85 48		
												290	H	Rider	58 53		
												290	N	Rider	67 58		
												298	A	UMES	55 52		
												322	A	UMass Lowell	68 44		
LAST 12 Division I GAMES:																	
				218	A	Hartford	57 65	290	N	Rider	67 58						
				322	A	UMass Lowell	68 44	82	A	Saint Joseph's	45 104						
				100	H	Stony Brook	60 69	261	A	Loyola Maryland	52 46						
				91	A	Maine	55 65	298	A	UMES	55 52						
				44	H	Albany (NY)	42 77	238	A	Morgan St.	65 46						
				288	H	Vermont	85 48	115	H	Bucknell	65 52						

Non-Div I Games:

UMBC

■ Loss,
 ■ Non-Conf,
 ■ S Site,
 ■ H Home
 ■ A Away
 N Neutral

Average RPI Win:	271	WON-LOST	WINNING	LAST 10	STRENGTH OF	OPP. STRENGTH	TEAM	ADJ.	CONF.	ADJ CONF.
Average RPI Loss:	189	RECORD	PCT. RANK	GAMES	SCHEDULE	OF SCHEDULE	RPI	RPI	RPI	RPI
DIV. I ONLY	4- 13	297	2- 8	244	315	298	298	30	30	
DIV. I NON-CONF.	1- 10	330	0- 6	118	247	305	305	31	31	
TOTALS	RPI 1-25	RPI 26-50	W-L RECORDS	RPI 51-100	RPI 101-150	RPI 150+				
4- 13	0- 2	0- 0	OVERALL	0- 0	0- 3	4- 8				
2- 6	0- 1	0- 0	HOME	0- 0	0- 1	2- 4				
2- 7	0- 1	0- 0	AWAY	0- 0	0- 2	2- 4				
0- 0	0- 0	0- 0	NEUTRAL	0- 0	0- 0	0- 0				
1- 10	0- 2	0- 0	NON-CONFERENCE	0- 0	0- 3	1- 5				
1- 5	0- 1	0- 0	HOME	0- 0	0- 1	1- 3				
0- 5	0- 1	0- 0	AWAY	0- 0	0- 2	0- 2				
0- 0	0- 0	0- 0	NEUTRAL	0- 0	0- 0	0- 0				
3- 3	0- 0	0- 0	CONFERENCE	0- 0	0- 0	3- 3				
1- 1	0- 0	0- 0	HOME	0- 0	0- 0	1- 1				
2- 2	0- 0	0- 0	AWAY	0- 0	0- 0	2- 2				
0- 0	0- 0	0- 0	NEUTRAL	0- 0	0- 0	0- 0				

RPI 1-25				RPI 26-50				RPI 51-100				RPI 101+ Team's RPI: 298			
RPI	S	Opponent	Score	RPI	S	Opponent	Score	RPI	S	Opponent	Score	RPI	S	Opponent	Score
24	A	Duquesne	59 95									103	H	Georgetown	60 71
25	H	Maryland	30 106									113	A	VCU	39 63
												135	A	Xavier	56 61
												168	H	Old Dominion	52 69
												179	A	Northeastern	49 60
												197	H	UMBC	52 55
												238	H	Morgan St.	69 77
												239	H	USC Upstate	78 59
												269	H	Bethune-Cookman	76 71
												276	A	UNCG	51 71
												283	A	N.C. A&T	56 50
												294	A	South Carolina St.	63 56
												310	A	Savannah St.	42 60
												337	H	Mt. St. Mary's	50 57
												348	A	N.C. Central	46 49
LAST 12 Division I GAMES:															
269	H	Bethune-Cookman	76 71	25	H	Maryland	30 106								
294	A	South Carolina St.	63 56	197	H	UMBC	52 55								
310	A	Savannah St.	42 60	113	A	VCU	39 63								
238	H	Morgan St.	69 77	24	A	Duquesne	59 95								
276	A	UNCG	51 71	283	A	N.C. A&T	56 50								
168	H	Old Dominion	52 69	348	A	N.C. Central	46 49								

Non-Div I Games: Cheyney 76 46

UMES

■ Loss,
 ■ Non-Conf,
 ■ S Site,
 ■ H Home
 ■ A Away
 N Neutral

Average RPI Win:	243	WON-LOST	WINNING	LAST 10	STRENGTH OF	OPP. STRENGTH	TEAM	ADJ.	CONF.	ADJ CONF.
Average RPI Loss:	199	RECORD	PCT. RANK	GAMES	SCHEDULE	OF SCHEDULE	RPI	RPI	RPI	RPI
DIV. I ONLY	5- 12	275	3- 6	294	234	277	277	25	25	
DIV. I NON-CONF.	3- 8	258	3- 2	316	217	309	309	25	25	
TOTALS	RPI 1-25	RPI 26-50	W-L RECORDS	RPI 51-100	RPI 101-150	RPI 150+				
5- 12	0- 0	0- 0	OVERALL	0- 1	0- 2	5- 9				
1- 5	0- 0	0- 0	HOME	0- 0	0- 2	1- 3				
4- 7	0- 0	0- 0	AWAY	0- 1	0- 0	4- 6				
0- 0	0- 0	0- 0	NEUTRAL	0- 0	0- 0	0- 0				
3- 8	0- 0	0- 0	NON-CONFERENCE	0- 1	0- 1	3- 6				
1- 3	0- 0	0- 0	HOME	0- 0	0- 1	1- 2				
2- 5	0- 0	0- 0	AWAY	0- 1	0- 0	2- 4				
0- 0	0- 0	0- 0	NEUTRAL	0- 0	0- 0	0- 0				
2- 4	0- 0	0- 0	CONFERENCE	0- 0	0- 1	2- 3				
0- 2	0- 0	0- 0	HOME	0- 0	0- 1	0- 1				
2- 2	0- 0	0- 0	AWAY	0- 0	0- 0	2- 2				
0- 0	0- 0	0- 0	NEUTRAL	0- 0	0- 0	0- 0				

RPI 1-25				RPI 26-50				RPI 51-100				RPI 101+				Team's RPI: 277	
RPI	S	Opponent	Score	RPI	S	Opponent	Score	RPI	S	Opponent	Score	RPI	S	Opponent	Score		
								69	A	Northwestern	38	80	110	H	New Mexico St.	62	68
												150	H	SIUE	58	63	
												172	A	Milwaukee	48	70	
												177	A	Southeast Mo. St.	65	78	
												178	H	UTRGV	53	62	
												184	A	Kansas	47	44	
												203	A	Seattle	63	69	
												226	A	Utah Valley	71	79	
												238	A	Morgan St.	59	50	
												245	A	Grand Canyon	63	57	
												255	H	Indiana St.	47	77	
												262	A	CSU Bakersfield	56	40	
												268	A	Towson	47	70	
												274	A	Omaha	42	57	
												286	H	Denver	68	58	
												311	H	North Florida	55	62	
LAST 12 Division I GAMES:																	
				245	A	Grand Canyon	63	57				238	A	Morgan St.	59	50	
				226	A	Utah Valley	71	79				268	A	Towson	47	70	
				178	H	UTRGV	53	62				69	A	Northwestern	38	80	
				110	H	New Mexico St.	62	68				286	H	Denver	68	58	
				262	A	CSU Bakersfield	56	40				184	A	Kansas	47	44	
				203	A	Seattle	63	69				274	A	Omaha	42	57	

Non-Div I Games: Stephens College 76 46 Bethany (KS) 64 51

UMKC

Loss, Non-Conf, S Site, H Home A Away N Neutral

Average RPI Win:	306	WON-LOST	WINNING	LAST 10	STRENGTH OF	OPP. STRENGTH	TEAM	ADJ.	CONF.	ADJ CONF.
Average RPI Loss:	184	RECORD	PCT. RANK	GAMES	SCHEDULE	OF SCHEDULE	RPI	RPI	RPI	RPI
DIV. I ONLY	3- 16	323	1- 9	256	275	322	322	15	15	
DIV. I NON-CONF.	3- 9	272	2- 3	261	300	291	291	16	16	
TOTALS	RPI 1-25	RPI 26-50	W-L RECORDS	RPI 51-100	RPI 101-150	RPI 150+				
3- 16	0- 1	0- 1	OVERALL	0- 3	0- 0	3- 11				
2- 6	0- 0	0- 0	HOME	0- 1	0- 0	2- 5				
1- 10	0- 0	0- 0	AWAY	0- 0	0- 0	1- 0				
0- 0	0- 0	0- 0	NEUTRAL	0- 0	0- 0	0- 0				
3- 9	0- 1	0- 1	NON-CONFERENCE	0- 1	0- 0	3- 6				
2- 2	0- 0	0- 0	HOME	0- 0	0- 0	2- 2				
1- 7	0- 1	0- 1	AWAY	0- 1	0- 0	1- 4				
0- 0	0- 0	0- 0	NEUTRAL	0- 0	0- 0	0- 0				
0- 7	0- 0	0- 0	CONFERENCE	0- 2	0- 0	0- 5				
0- 4	0- 0	0- 0	HOME	0- 1	0- 0	0- 3				
0- 3	0- 0	0- 0	AWAY	0- 1	0- 0	0- 2				
0- 0	0- 0	0- 0	NEUTRAL	0- 0	0- 0	0- 0				

RPI 1-25				RPI 26-50				RPI 51-100				RPI 101+ Team's RPI: 322			
RPI	S	Opponent	Score	RPI	S	Opponent	Score	RPI	S	Opponent	Score	RPI	S	Opponent	Score
25	A	Maryland	53 102	49	A	Miami (FL)	53 84	74	A	Boston College	55 66	182	A	Rhode Island	64 72
								91	A	Maine	44 74	197	H	UMBC	44 68
								100	H	Stony Brook	50 64	199	H	Columbia	57 67
												210	H	Binghamton	70 75
												218	A	Hartford	59 72
												220	A	Massachusetts	58 84
												227	H	Bryant	64 83
												246	A	New Hampshire	61 65
												265	H	Holy Cross	75 67
												288	H	Vermont	51 59
												300	A	Central Conn. St.	53 64
												307	A	Fairleigh Dickinson	78 67
												316	A	FIU	68 71
												347	H	Boston U.	70 57
LAST 12 Division I GAMES:															
210	H	Binghamton	70 75	218	A	Hartford	59 72								
246	A	New Hampshire	61 65	220	A	Massachusetts	58 84								
288	H	Vermont	51 59	74	A	Boston College	55 66								
197	H	UMBC	44 68	307	A	Fairleigh Dickinson	78 67								
91	A	Maine	44 74	265	H	Holy Cross	75 67								
100	H	Stony Brook	50 64	49	A	Miami (FL)	53 84								

Non-Div I Games:

UMass Lowell

■ Loss,
 ■ Non-Conf,
 ■ S Site,
 ■ H Home
 ■ A Away
 N Neutral

UNC Asheville

Through Games Of Jan. 24, 2016

Average RPI Win:	273	WON-LOST	WINNING	LAST 10	STRENGTH OF	OPP. STRENGTH	TEAM	ADJ.	CONF.	ADJ CONF.
Average RPI Loss:	176	RECORD	PCT. RANK	GAMES	SCHEDULE	OF SCHEDULE	RPI	RPI	RPI	RPI
DIV. I ONLY	12- 4	47	7- 3	341	307	170	170	26	26	
DIV. I NON-CONF.	5- 2	86	2- 1	338	278	182	182	27	27	
TOTALS	RPI 1-25	RPI 26-50	W-L RECORDS	RPI 51-100	RPI 101-150	RPI 150+				
12- 4	0- 0	0- 0	OVERALL	0- 0	0- 2	12- 2				
5- 1	0- 0	0- 0	HOME	0- 0	0- 0	5- 1				
7- 3	0- 0	0- 0	AWAY	0- 0	0- 0	7- 0				
0- 0	0- 0	0- 0	NEUTRAL	0- 0	0- 0	0- 0				
5- 2	0- 0	0- 0	NON-CONFERENCE	0- 0	0- 1	5- 1				
3- 0	0- 0	0- 0	HOME	0- 0	0- 0	3- 0				
2- 2	0- 0	0- 0	AWAY	0- 0	0- 1	2- 1				
0- 0	0- 0	0- 0	NEUTRAL	0- 0	0- 0	0- 0				
7- 2	0- 0	0- 0	CONFERENCE	0- 0	0- 1	7- 1				
2- 1	0- 0	0- 0	HOME	0- 0	0- 0	2- 1				
5- 1	0- 0	0- 0	AWAY	0- 0	0- 1	5- 0				
0- 0	0- 0	0- 0	NEUTRAL	0- 0	0- 0	0- 0				

RPI 1-25			RPI 26-50			RPI 51-100			RPI 101+ Team's RPI: 170		
RPI	S	Opponent	Score	RPI	S	Opponent	Score	RPI	S	Opponent	Score
								118	A	Liberty	53 71
								144	A	ETSU	68 74
								206	H	Furman	84 71
								209	H	Gardner-Webb	56 58
								223	A	Presbyterian	72 63
								231	A	Clemson	49 67
								239	H	USC Upstate	68 59
								260	A	High Point	82 81
								276	H	UNCG	95 52
								281	A	Wofford	70 63
								282	A	Campbell	72 58
								285	H	Winthrop	63 55
								289	A	Coastal Caro.	63 52
								304	H	Longwood	81 42
								315	A	Charleston So.	58 50
								318	A	Western Caro.	67 45
LAST 12 Division I GAMES:											
260	A	High Point	82 81	285	H	Winthrop	63 55				
209	H	Gardner-Webb	56 58	231	A	Clemson	49 67				
304	H	Longwood	81 42	206	H	Furman	84 71				
315	A	Charleston So.	58 50	289	A	Coastal Caro.	63 52				
118	A	Liberty	53 71	276	H	UNCG	95 52				
282	A	Campbell	72 58	223	A	Presbyterian	72 63				

Non-Div I Games: Montreat 89 41 Warren Wilson 108 47

UNC Asheville

■ Loss,
 ■ Non-Conf, S Site,
 ■ Home
 ■ Away
 N Neutral

Average RPI Win:	309	WON-LOST	WINNING	LAST 10	STRENGTH OF	OPP. STRENGTH	TEAM	ADJ.	CONF.	ADJ CONF.
Average RPI Loss:	162	RECORD	PCT. RANK	GAMES	SCHEDULE	OF SCHEDULE	RPI	RPI	RPI	RPI
DIV. I ONLY	6- 12	249	3- 7	233	319	276	276	17	17	
DIV. I NON-CONF.	6- 6	160	4- 2	275	343	223	223	17	17	
TOTALS	RPI 1-25	RPI 26-50	W-L RECORDS	RPI 51-100	RPI 101-150	RPI 150+				
6- 12	0- 1	0- 0	OVERALL	0- 2	0- 3	6- 6				
4- 5	0- 0	0- 0	HOME	0- 0	0- 2	4- 3				
1- 7	0- 1	0- 0	AWAY	0- 2	0- 1	1- 3				
1- 0	0- 0	0- 0	NEUTRAL	0- 0	0- 0	1- 0				
6- 6	0- 1	0- 0	NON-CONFERENCE	0- 1	0- 0	6- 4				
4- 1	0- 0	0- 0	HOME	0- 0	0- 0	4- 1				
1- 5	0- 1	0- 0	AWAY	0- 1	0- 0	1- 3				
1- 0	0- 0	0- 0	NEUTRAL	0- 0	0- 0	1- 0				
0- 6	0- 0	0- 0	CONFERENCE	0- 1	0- 3	0- 2				
0- 4	0- 0	0- 0	HOME	0- 0	0- 2	0- 2				
0- 2	0- 0	0- 0	AWAY	0- 1	0- 1	0- 0				
0- 0	0- 0	0- 0	NEUTRAL	0- 0	0- 0	0- 0				

RPI 1-25				RPI 26-50				RPI 51-100				RPI 101+ Team's RPI: 276			
RPI	S	Opponent	Score	RPI	S	Opponent	Score	RPI	S	Opponent	Score	RPI	S	Opponent	Score
2	A	South Carolina	44 92					66	A	Tulane	53 74	143	H	Samford	52 57
								67	A	Chattanooga	61 72	144	A	ETSU	73 89
												148	H	Mercer	78 86
												170	A	UNC Asheville	52 95
												206	H	Furman	59 75
												209	A	Gardner-Webb	57 59
												239	A	USC Upstate	61 84
												260	H	High Point	82 72
												273	H	Tennessee Tech	64 73
												281	H	Wofford	56 58
												298	H	UMES	71 51
												299	N	Cleveland St.	55 51
												304	H	Longwood	81 60
												345	A	New Orleans	81 79
												348	H	N.C. Central	103 56
LAST 12 Division I GAMES:															
206	H	Furman	59 75	348	H	N.C. Central	103 56								
281	H	Wofford	56 58	298	H	UMES	71 51								
67	A	Chattanooga	61 72	299	N	Cleveland St.	55 51								
144	A	ETSU	73 89	66	A	Tulane	53 74								
143	H	Samford	52 57	345	A	New Orleans	81 79								
148	H	Mercer	78 86	170	A	UNC Asheville	52 95								

Non-Div I Games: Barton 82 55 Pfeiffer 71 52 Francis Marion 63 66

UNCG

Loss, Non-Conf, S Site, H Home A Away N Neutral

Average RPI Win:	280	WON-LOST	WINNING	LAST 10	STRENGTH OF	OPP. STRENGTH	TEAM	ADJ.	CONF.	ADJ CONF.
Average RPI Loss:	133	RECORD	PCT. RANK	GAMES	SCHEDULE	OF SCHEDULE	RPI	RPI	RPI	RPI
DIV. I ONLY	4- 12	292	2- 8	137	255	250	250	13	13	
DIV. I NON-CONF.	3- 7	248	2- 4	163	277	238	238	11	11	
TOTALS	RPI 1-25	RPI 26-50	W-L RECORDS	RPI 51-100	RPI 101-150	RPI 150+				
4- 12	0- 0	0- 2	OVERALL	0- 3	0- 1	4- 6				
1- 7	0- 0	0- 1	HOME	0- 3	0- 0	1- 3				
3- 5	0- 0	0- 1	AWAY	0- 0	0- 1	3- 3				
0- 0	0- 0	0- 0	NEUTRAL	0- 0	0- 0	0- 0				
3- 7	0- 0	0- 2	NON-CONFERENCE	0- 1	0- 1	3- 3				
1- 4	0- 0	0- 1	HOME	0- 1	0- 0	1- 2				
2- 3	0- 0	0- 1	AWAY	0- 0	0- 1	2- 1				
0- 0	0- 0	0- 0	NEUTRAL	0- 0	0- 0	0- 0				
1- 5	0- 0	0- 0	CONFERENCE	0- 2	0- 0	1- 3				
0- 3	0- 0	0- 0	HOME	0- 2	0- 0	0- 1				
1- 2	0- 0	0- 0	AWAY	0- 0	0- 0	1- 2				
0- 0	0- 0	0- 0	NEUTRAL	0- 0	0- 0	0- 0				

RPI S	Opponent	Score	RPI S	Opponent	Score	RPI S	Opponent	Score	RPI S	Opponent	Score	Team's RPI: 250
35	H Ohio	59 75	67	H Chattanooga	33 61	113	A VCU	45 58				
39	A Duke	56 78	72	H Hofstra	64 68	161	A William & Mary	65 77				
			88	H Elon	60 67	175	H Davidson	50 77				
						193	H Jacksonville	51 49				
						198	H Col. of Charleston	53 64				
						208	H Stetson	49 52				
						212	A Delaware	59 67				
						225	A Richmond	53 63				
						268	A Towson	52 49				
						311	A North Florida	63 47				
						349	A Norfolk St.	61 57				
LAST 12 Division I GAMES:												
161	A William & Mary	65 77	39	A Duke	56 78							
198	H Col. of Charleston	53 64	311	A North Florida	63 47							
72	H Hofstra	64 68	67	H Chattanooga	33 61							
268	A Towson	52 49	35	H Ohio	59 75							
212	A Delaware	59 67	208	H Stetson	49 52							
88	H Elon	60 67	349	A Norfolk St.	61 57							

Non-Div I Games: UNC Pembroke 68 43

UNCW

Loss, Non-Conf, S Site, H Home A Away N Neutral

Average RPI Win:	187	WON-LOST	WINNING	LAST 10	STRENGTH OF	OPP. STRENGTH	TEAM	ADJ.	CONF.	ADJ CONF.
Average RPI Loss:	94	RECORD	PCT. RANK	GAMES	SCHEDULE	OF SCHEDULE	RPI	RPI	RPI	RPI
DIV. I ONLY	10- 7	120	8- 2	110	100	108	108	21	21	
DIV. I NON-CONF.	4- 6	201	2- 3	34	28	133	133	18	18	
TOTALS	RPI 1-25	RPI 26-50	W-L RECORDS	RPI 51-100	RPI 101-150	RPI 150+				
10- 7	0- 1	0- 1	OVERALL	1- 2	4- 2	5- 1				
5- 3	0- 0	0- 1	HOME	1- 1	0- 1	4- 0				
3- 3	0- 0	0- 0	AWAY	0- 1	2- 1	1- 1				
2- 1	0- 1	0- 0	NEUTRAL	0- 0	2- 0	0- 0				
4- 6	0- 1	0- 1	NON-CONFERENCE	1- 2	2- 1	1- 1				
2- 2	0- 0	0- 1	HOME	1- 1	0- 0	1- 0				
0- 3	0- 0	0- 0	AWAY	0- 1	0- 1	0- 1				
2- 1	0- 1	0- 0	NEUTRAL	0- 0	2- 0	0- 0				
6- 1	0- 0	0- 0	CONFERENCE	0- 0	2- 1	4- 0				
3- 1	0- 0	0- 0	HOME	0- 0	0- 1	3- 0				
3- 0	0- 0	0- 0	AWAY	0- 0	2- 0	1- 0				
0- 0	0- 0	0- 0	NEUTRAL	0- 0	0- 0	0- 0				

RPI 1-25				RPI 26-50				RPI 51-100				RPI 101+ Team's RPI: 108			
RPI	S	Opponent	Score	RPI	S	Opponent	Score	RPI	S	Opponent	Score	RPI	S	Opponent	Score
23	N	Seton Hall	49 57	48	H	Iowa	65 80	65	A	South Dakota St.	86 89	101	N	Georgia Tech	61 58
								77	H	Iowa St.	75 84	104	A	Missouri St.	65 60
								81	H	South Dakota	64 43	111	A	Creighton	61 69
												112	A	Drake	79 73
												119	N	Akron	59 51
												146	H	Southern Ill.	60 65
												186	A	North Dakota	59 64
												190	H	Tulsa	75 59
												255	H	Indiana St.	53 42
												291	H	Evansville	62 51
												292	A	Wichita St.	55 44
												327	H	Illinois St.	65 51
LAST 12 Division I GAMES:															
112	A	Drake	79 73	291	H	Evansville	62 51								
255	H	Indiana St.	53 42	111	A	Creighton	61 69								
327	H	Illinois St.	65 51	190	H	Tulsa	75 59								
104	A	Missouri St.	65 60	119	N	Akron	59 51								
292	A	Wichita St.	55 44	65	A	South Dakota St.	86 89								
146	H	Southern Ill.	60 65	186	A	North Dakota	59 64								

Non-Div I Games: Rockhurst 58 39

UNI

■ Loss,
 ■ Non-Conf,
 ■ S Site,
 ■ H Home
 ■ A Away
 N Neutral

Average RPI Win:	272	WON-LOST	WINNING	LAST 10	STRENGTH OF	OPP. STRENGTH	TEAM	ADJ.	CONF.	ADJ CONF.
Average RPI Loss:	93	RECORD	PCT. RANK	GAMES	SCHEDULE	OF SCHEDULE	RPI	RPI	RPI	RPI
DIV. I ONLY	10- 7	120	5- 5	255	200	185	185	19	19	
DIV. I NON-CONF.	6- 4	124	2- 3	266	180	173	173	19	19	
TOTALS	RPI 1-25	RPI 26-50	W-L RECORDS	RPI 51-100	RPI 101-150	RPI 150+				
10- 7	0- 1	0- 1	OVERALL	0- 1	0- 3	10- 1				
7- 2	0- 0	0- 0	HOME	0- 1	0- 1	7- 0				
3- 4	0- 1	0- 0	AWAY	0- 0	0- 2	3- 1				
0- 1	0- 0	0- 1	NEUTRAL	0- 0	0- 0	0- 0				
6- 4	0- 1	0- 1	NON-CONFERENCE	0- 0	0- 1	6- 1				
4- 1	0- 0	0- 0	HOME	0- 0	0- 1	4- 0				
2- 2	0- 1	0- 0	AWAY	0- 0	0- 0	2- 1				
0- 1	0- 0	0- 1	NEUTRAL	0- 0	0- 0	0- 0				
4- 3	0- 0	0- 0	CONFERENCE	0- 1	0- 2	4- 0				
3- 1	0- 0	0- 0	HOME	0- 1	0- 0	3- 0				
1- 2	0- 0	0- 0	AWAY	0- 0	0- 2	1- 0				
0- 0	0- 0	0- 0	NEUTRAL	0- 0	0- 0	0- 0				

RPI 1-25				RPI 26-50				RPI 51-100				RPI 101+ Team's RPI: 185			
RPI	S	Opponent	Score	RPI	S	Opponent	Score	RPI	S	Opponent	Score	RPI	S	Opponent	Score
19	A	Southern California	42 73	31	N	UTEP	52 60	62	H	Colorado St.	56 64	112	H	Drake	68 76
												120	A	Fresno St.	54 58
												147	A	New Mexico	53 67
												158	H	George Mason	67 59
												159	A	Long Beach St.	63 67
												215	H	Utah St.	46 38
												228	A	Houston	63 60
												235	H	Wyoming	66 37
												252	H	Pepperdine	83 63
												314	H	UC Irvine	72 52
												320	H	Nevada	65 59
												328	A	A&M-Corpus Christi	65 51
												331	H	Southern Utah	79 44
												339	A	Air Force	60 56
LAST 12 Division I GAMES:															
320	H	Nevada	65 59	120	A	Fresno St.	54 58								
215	H	Utah St.	46 38	159	A	Long Beach St.	63 67								
339	A	Air Force	60 56	31	N	UTEP	52 60								
147	A	New Mexico	53 67	328	A	A&M-Corpus Christi	65 51								
235	H	Wyoming	66 37	228	A	Houston	63 60								
62	H	Colorado St.	56 64	19	A	Southern California	42 73								

Non-Div I Games: Cal St. San Marcos 62 43

UNLV

■ Loss,
■ Non-Conf,
■ S Site,
■ H Home
■ A Away
N Neutral

Average RPI Win:	309	WON-LOST	WINNING	LAST 10	STRENGTH OF	OPP. STRENGTH	TEAM	ADJ.	CONF.	ADJ CONF.
Average RPI Loss:	153	RECORD	PCT. RANK	GAMES	SCHEDULE	OF SCHEDULE	RPI	RPI	RPI	RPI
DIV. I ONLY	8- 8	169	5- 4	337	299	239	239	29	29	
DIV. I NON-CONF.	6- 6	160	4- 3	340	307	268	268	28	28	
TOTALS	RPI 1-25	RPI 26-50	W-L RECORDS	RPI 51-100	RPI 101-150	RPI 150+				
8- 8	0- 0	0- 0	OVERALL	0- 2	0- 2	8- 4				
3- 2	0- 0	0- 0	HOME	0- 0	0- 0	3- 2				
5- 6	0- 0	0- 0	AWAY	0- 2	0- 2	5- 2				
0- 0	0- 0	0- 0	NEUTRAL	0- 0	0- 0	0- 0				
6- 6	0- 0	0- 0	NON-CONFERENCE	0- 1	0- 2	6- 3				
3- 1	0- 0	0- 0	HOME	0- 0	0- 0	3- 1				
3- 5	0- 0	0- 0	AWAY	0- 1	0- 2	3- 2				
0- 0	0- 0	0- 0	NEUTRAL	0- 0	0- 0	0- 0				
2- 2	0- 0	0- 0	CONFERENCE	0- 1	0- 0	2- 1				
0- 1	0- 0	0- 0	HOME	0- 0	0- 0	0- 1				
2- 1	0- 0	0- 0	AWAY	0- 1	0- 0	2- 0				
0- 0	0- 0	0- 0	NEUTRAL	0- 0	0- 0	0- 0				

RPI 1-25				RPI 26-50				RPI 51-100				RPI 101+ Team's RPI: 239					
RPI	S	Opponent	Score	RPI	S	Opponent	Score	RPI	S	Opponent	Score	RPI	S	Opponent	Score		
								71	A	FGCU	43	54	101	A	Georgia Tech	46	87
								78	A	Michigan	61	119	109	A	North Carolina	40	80
													170	A	UNC Asheville	59	68
													193	H	Jacksonville	43	49
													206	H	Furman	63	75
													208	A	Stetson	61	56
													276	H	UNCG	84	61
													298	A	UMES	59	78
													309	A	Morehead St.	86	72
													318	H	Western Caro.	68	59
													329	A	IPFW	84	81
													335	A	NJIT	58	41
													348	H	N.C. Central	68	46
													349	A	Norfolk St.	82	62
LAST 12 Division I GAMES:																	
				193	H	Jacksonville	43	49					109	A	North Carolina	40	80
				208	A	Stetson	61	56					309	A	Morehead St.	86	72
				71	A	FGCU	43	54					206	H	Furman	63	75
				335	A	NJIT	58	41					101	A	Georgia Tech	46	87
				318	H	Western Caro.	68	59					276	H	UNCG	84	61
				348	H	N.C. Central	68	46					170	A	UNC Asheville	59	68

Non-Div I Games: Southern Wesleyan 84 51 Mars Hill 81 65 Bob Jones 96 46

USC Upstate

Loss, Non-Conf, S Site, H Home A Away N Neutral

Average RPI Win:	228	WON-LOST	WINNING	LAST 10	STRENGTH OF	OPP. STRENGTH	TEAM	ADJ.	CONF.	ADJ CONF.
Average RPI Loss:	82	RECORD	PCT. RANK	GAMES	SCHEDULE	OF SCHEDULE	RPI	RPI	RPI	RPI
DIV. I ONLY	12- 7	98	7- 3	185	138	90	90	23	23	
DIV. I NON-CONF.	7- 6	156	4- 2	87	48	87	87	23	23	
TOTALS	RPI 1-25	RPI 26-50	W-L RECORDS	RPI 51-100	RPI 101-150	RPI 150+				
12- 7	0- 1	0- 1	OVERALL	0- 3	3- 1	9- 1				
4- 1	0- 0	0- 0	HOME	0- 1	2- 0	2- 0				
7- 6	0- 1	0- 1	AWAY	0- 2	1- 1	6- 1				
1- 0	0- 0	0- 0	NEUTRAL	0- 0	0- 0	1- 0				
7- 6	0- 1	0- 1	NON-CONFERENCE	0- 3	3- 1	4- 0				
3- 1	0- 0	0- 0	HOME	0- 1	2- 0	1- 0				
3- 5	0- 1	0- 1	AWAY	0- 2	1- 1	2- 0				
1- 0	0- 0	0- 0	NEUTRAL	0- 0	0- 0	1- 0				
5- 1	0- 0	0- 0	CONFERENCE	0- 0	0- 0	5- 1				
1- 0	0- 0	0- 0	HOME	0- 0	0- 0	1- 0				
4- 1	0- 0	0- 0	AWAY	0- 0	0- 0	4- 1				
0- 0	0- 0	0- 0	NEUTRAL	0- 0	0- 0	0- 0				

RPI 1-25				RPI 26-50				RPI 51-100 Team's RPI: 90				RPI 101+			
RPI	S	Opponent	Score	RPI	S	Opponent	Score	RPI	S	Opponent	Score	RPI	S	Opponent	Score
15	A	Louisville	66 88	48	A	Iowa	56 62	51	A	Vanderbilt	61 64	124	H	Alabama	83 65
								55	H	Arkansas St.	74 76	134	A	Illinois	74 94
								67	A	Chattanooga	46 61	143	H	Samford	52 50
												146	A	Southern Ill.	70 63
												177	A	Southeast Mo. St.	84 74
												186	N	North Dakota	84 58
												207	A	Eastern Ky.	61 70
												211	A	Cincinnati	63 57
												236	H	Miami (OH)	74 47
												273	H	Tennessee Tech	67 53
												291	A	Evansville	75 48
												303	A	Jacksonville St.	63 53
												309	A	Morehead St.	85 67
												342	A	Eastern Ill.	65 39
LAST 12 Division I GAMES:															
177	A	Southeast Mo. St.	84 74	15	A	Louisville	66 88	51	A	Vanderbilt	61 64	211	A	Cincinnati	63 57
342	A	Eastern Ill.	65 39	236	H	Miami (OH)	74 47	291	A	Evansville	75 48	143	H	Samford	52 50
303	A	Jacksonville St.	63 53	207	A	Eastern Ky.	61 70								

Non-Div I Games:

UT Martin

■ Loss,
 ■ Non-Conf, S Site,
 ■ Home
 ■ Away
 N Neutral

U
T
E
P

UTEP				Through Games Of Jan. 24, 2016						
Average RPI Win:	176	WON-LOST	WINNING	LAST 10	STRENGTH OF	OPP. STRENGTH	TEAM	ADJ.	CONF.	ADJ CONF.
Average RPI Loss:	159	RECORD	PCT. RANK	GAMES	SCHEDULE	OF SCHEDULE	RPI	RPI	RPI	RPI
DIV. I ONLY		15- 1	6	8- 1	171	139	31	31	11	11
DIV. I NON-CONF.		8- 1	23	3- 1	85	221	19	19	10	10

TOTALS	RPI 1-25	RPI 26-50		W-L RECORDS		RPI 51-100	RPI 101-150		RPI 150+	
15- 1	0- 0	0- 0		OVERALL		2- 0	5- 0		8- 1	
9- 0	0- 0	0- 0		HOME		2- 0	3- 0		4- 0	
5- 1	0- 0	0- 0		AWAY		0- 0	2- 0		3- 1	
1- 0	0- 0	0- 0		NEUTRAL		0- 0	0- 0		1- 0	
8- 1	0- 0	0- 0		NON-CONFERENCE		1- 0	3- 0		4- 1	
6- 0	0- 0	0- 0		HOME		1- 0	2- 0		3- 0	
1- 1	0- 0	0- 0		AWAY		0- 0	1- 0		0- 1	
1- 0	0- 0	0- 0		NEUTRAL		0- 0	0- 0		1- 0	
7- 0	0- 0	0- 0		CONFERENCE		1- 0	2- 0		4- 0	
3- 0	0- 0	0- 0		HOME		1- 0	1- 0		1- 0	
4- 0	0- 0	0- 0		AWAY		0- 0	1- 0		3- 0	
0- 0	0- 0	0- 0		NEUTRAL		0- 0	0- 0		0- 0	

U
T
E
P

RPI 1-25				RPI 26-50				Team's RPI: 31				RPI 51-100				RPI 101+			
RPI	S	Opponent	Score	RPI	S	Opponent	Score	RPI	S	Opponent	Score	RPI	S	Opponent	Score	RPI	S	Opponent	Score
								73	H	UC Riverside	68 57	110	A	New Mexico St.	71 65				
								89	H	Middle Tenn.	84 73	114	A	Fla. Atlantic	78 66				
												130	H	Idaho St.	67 54				
												147	H	New Mexico	70 62				
												149	H	UAB	62 54				
												151	H	Hampton	78 54				
												159	A	Long Beach St.	40 47				
												160	A	North Texas	75 67				
												185	N	UNLV	60 52				
												233	H	UTSA	62 55				
												256	H	Houston Baptist	98 63				
												258	A	Rice	60 54				
												266	H	Northern Ariz.	77 66				
												316	A	FIU	69 57				
LAST 12 Division I GAMES:																			
316	A	FIU	69 57	258	A	Rice	60 54												
114	A	Fla. Atlantic	78 66	185	N	UNLV	60 52												
233	H	UTSA	62 55	159	A	Long Beach St.	40 47												
149	H	UAB	62 54	110	A	New Mexico St.	71 65												
89	H	Middle Tenn.	84 73	147	H	New Mexico	70 62												
160	A	North Texas	75 67	130	H	Idaho St.	67 54												

Non-Div I Games: Tex. Permian Basin 86 32

UTEP

Average RPI Win:	257	WON-LOST	WINNING	LAST 10	STRENGTH OF	OPP. STRENGTH	TEAM	ADJ.	CONF.	ADJ CONF.
Average RPI Loss:	118	RECORD	PCT. RANK	GAMES	SCHEDULE	OF SCHEDULE	RPI	RPI	RPI	RPI
DIV. I ONLY	10- 8	140	7- 2	300	134	178	178	25	25	
DIV. I NON-CONF.	5- 7	198	2- 3	237	71	161	161	25	25	
TOTALS	RPI 1-25	RPI 26-50	W-L RECORDS	RPI 51-100	RPI 101-150	RPI 150+				
10- 8	0- 2	0- 1	OVERALL	0- 2	0- 1	10- 2				
4- 1	0- 0	0- 0	HOME	0- 0	0- 0	4- 1				
5- 6	0- 2	0- 1	AWAY	0- 2	0- 0	5- 1				
1- 1	0- 0	0- 0	NEUTRAL	0- 0	0- 1	1- 0				
5- 7	0- 2	0- 1	NON-CONFERENCE	0- 2	0- 1	5- 1				
1- 0	0- 0	0- 0	HOME	0- 0	0- 0	1- 0				
3- 6	0- 2	0- 1	AWAY	0- 2	0- 0	3- 1				
1- 1	0- 0	0- 0	NEUTRAL	0- 0	0- 1	1- 0				
5- 1	0- 0	0- 0	CONFERENCE	0- 0	0- 0	5- 1				
3- 1	0- 0	0- 0	HOME	0- 0	0- 0	3- 1				
2- 0	0- 0	0- 0	AWAY	0- 0	0- 0	2- 0				
0- 0	0- 0	0- 0	NEUTRAL	0- 0	0- 0	0- 0				

RPI 1-25				RPI 26-50				RPI 51-100				RPI 101+ Team's RPI: 178			
RPI	S	Opponent	Score	RPI	S	Opponent	Score	RPI	S	Opponent	Score	RPI	S	Opponent	Score
20	A	Oklahoma St.	54 78	46	A	Kansas St.	43 61	87	A	Eastern Mich.	56 78	138	N	East Carolina	59 70
22	A	Syracuse	32 91					97	A	TCU	67 71	181	N	Cal Poly	66 58
												203	H	Seattle	71 74
												226	H	Utah Valley	61 48
												228	A	Houston	55 45
												245	H	Grand Canyon	52 28
												247	A	UC Santa Barbara	62 60
												262	H	CSU Bakersfield	60 46
												277	A	UMKC	62 53
												284	A	Incarnate Word	68 50
												284	H	Incarnate Word	60 47
												328	A	A&M-Corpus Christi	46 49
												338	A	Chicago St.	64 56
LAST 12 Division I GAMES:															
203	H	Seattle	71 74	22	A	Syracuse	32 91								
262	H	CSU Bakersfield	60 46	228	A	Houston	55 45								
277	A	UMKC	62 53	284	H	Incarnate Word	60 47								
338	A	Chicago St.	64 56	46	A	Kansas St.	43 61								
226	H	Utah Valley	61 48	20	A	Oklahoma St.	54 78								
245	H	Grand Canyon	52 28	284	A	Incarnate Word	68 50								

Non-Div I Games: Concordia (TX) 90 44 Evangel 75 60 Texas Lutheran 90 38

UTRGV

Loss, Non-Conf, S Site, H Home A Away N Neutral

Average RPI Win:	262	WON-LOST	WINNING	LAST 10	STRENGTH OF	OPP. STRENGTH	TEAM	ADJ.	CONF.	ADJ CONF.
Average RPI Loss:	121	RECORD	PCT. RANK	GAMES	SCHEDULE	OF SCHEDULE	RPI	RPI	RPI	RPI
DIV. I ONLY	4- 11	285	2- 7	122	137	233	233	11	11	
DIV. I NON-CONF.	2- 6	272	0- 3	78	200	243	243	10	10	
TOTALS	RPI 1-25	RPI 26-50	W-L RECORDS	RPI 51-100	RPI 101-150	RPI 150+				
4- 11	0- 1	0- 3	OVERALL	0- 1	1- 1	3- 5				
3- 3	0- 0	0- 0	HOME	0- 1	1- 0	2- 2				
1- 8	0- 1	0- 3	AWAY	0- 0	0- 1	1- 3				
0- 0	0- 0	0- 0	NEUTRAL	0- 0	0- 0	0- 0				
2- 6	0- 1	0- 2	NON-CONFERENCE	0- 0	0- 0	2- 3				
2- 2	0- 0	0- 0	HOME	0- 0	0- 0	2- 2				
0- 4	0- 1	0- 2	AWAY	0- 0	0- 0	0- 1				
0- 0	0- 0	0- 0	NEUTRAL	0- 0	0- 0	0- 0				
2- 5	0- 0	0- 1	CONFERENCE	0- 1	1- 1	1- 2				
1- 1	0- 0	0- 0	HOME	0- 1	1- 0	0- 0				
1- 4	0- 0	0- 1	AWAY	0- 0	0- 1	1- 2				
0- 0	0- 0	0- 0	NEUTRAL	0- 0	0- 0	0- 0				

RPI 1-25				RPI 26-50				RPI 51-100				RPI 101+ Team's RPI: 233			
RPI	S	Opponent	Score	RPI	S	Opponent	Score	RPI	S	Opponent	Score	RPI	S	Opponent	Score
8	A	Texas	53 90	28	A	Oklahoma	41 80	89	H	Middle Tenn.	63 74	114	A	Fla. Atlantic	51 64
				31	A	UTEP	55 62					149	H	UAB	54 52
				38	A	Abilene Christian	60 79					160	A	North Texas	58 68
												167	A	Texas St.	64 72
												191	H	Texas-Arlington	47 51
												251	H	Texas Southern	44 59
												256	H	Houston Baptist	79 50
												258	A	Rice	48 49
												316	A	FIU	63 52
												327	H	Illinois St.	77 51
LAST 12 Division I GAMES:															
114	A	Fla. Atlantic	51 64	160	A	North Texas	58 68	251	H	Texas Southern	44 59				
316	A	FIU	63 52	191	H	Texas-Arlington	47 51	28	A	Oklahoma	41 80				
31	A	UTEP	55 62	167	A	Texas St.	64 72	256	H	Houston Baptist	79 50				
89	H	Middle Tenn.	63 74												
149	H	UAB	54 52												
258	A	Rice	48 49												

Non-Div I Games: Howard Payne 106 65 Tex. A&M-Kingsville 88 51

UTSA

Loss, Non-Conf, S Site, H Home A Away N Neutral

Average RPI Win:	140	WON-LOST	WINNING	LAST 10	STRENGTH OF	OPP. STRENGTH	TEAM	ADJ.	CONF.	ADJ CONF.
Average RPI Loss:	32	RECORD	PCT. RANK	GAMES	SCHEDULE	OF SCHEDULE	RPI	RPI	RPI	RPI
DIV. I ONLY	12- 7	98	6- 4	17	30	56	56	1	1	
DIV. I NON-CONF.	8- 3	77	3- 1	109	118	82	82	1	1	
TOTALS	RPI 1-25	RPI 26-50	W-L RECORDS	RPI 51-100	RPI 101-150	RPI 150+				
12- 7	1- 4	0- 1	OVERALL	4- 2	2- 0	5- 0				
9- 2	1- 1	0- 0	HOME	2- 1	2- 0	4- 0				
3- 3	0- 3	0- 0	AWAY	2- 0	0- 0	1- 0				
0- 2	0- 0	0- 1	NEUTRAL	0- 1	0- 0	0- 0				
8- 3	0- 1	0- 1	NON-CONFERENCE	1- 1	2- 0	5- 0				
7- 0	0- 0	0- 0	HOME	1- 0	2- 0	4- 0				
1- 1	0- 1	0- 0	AWAY	0- 0	0- 0	1- 0				
0- 2	0- 0	0- 1	NEUTRAL	0- 1	0- 0	0- 0				
4- 4	1- 3	0- 0	CONFERENCE	3- 1	0- 0	0- 0				
2- 2	1- 1	0- 0	HOME	1- 1	0- 0	0- 0				
2- 2	0- 2	0- 0	AWAY	2- 0	0- 0	0- 0				
0- 0	0- 0	0- 0	NEUTRAL	0- 0	0- 0	0- 0				

RPI 1-25				RPI 26-50				RPI 51-100				Team's RPI: 56	RPI 101+			
RPI	S	Opponent	Score	RPI	S	Opponent	Score	RPI	S	Opponent	Score		RPI	S	Opponent	Score
6	A	Stanford	52 72	28	N	Oklahoma	55 70	52	H	Washington St.	73 71		111	H	Creighton	74 58
9	H	Oregon St.	53 62					60	A	California	84 79		120	H	Fresno St.	78 63
10	A	Arizona St.	60 80					74	N	Boston College	51 76		158	H	George Mason	74 62
16	A	BYU	59 73					81	H	South Dakota	66 59		199	H	UC Davis	88 58
17	H	Washington	88 83					83	H	Oregon	65 77		215	A	Utah St.	64 61
								84	A	Arizona	60 55		287	H	CSUN	97 56
													295	H	Lamar	71 67
LAST 12 Division I GAMES:																
83	H	Oregon	65 77	17	H	Washington	88 83									
9	H	Oregon St.	53 62	52	H	Washington St.	73 71									
10	A	Arizona St.	60 80	199	H	UC Davis	88 58									
84	A	Arizona	60 55	215	A	Utah St.	64 61									
60	A	California	84 79	120	H	Fresno St.	78 63									
6	A	Stanford	52 72	16	A	BYU	59 73									

Non-Div I Games:

Utah

Average RPI Win:	231	WON-LOST	WINNING	LAST 10	STRENGTH OF	OPP. STRENGTH	TEAM	ADJ.	CONF.	ADJ CONF.
Average RPI Loss:	143	RECORD	PCT. RANK	GAMES	SCHEDULE	OF SCHEDULE	RPI	RPI	RPI	RPI
DIV. I ONLY	7- 10	220	4- 6	206	160	215	215	19	19	
DIV. I NON-CONF.	3- 6	234	2- 2	187	95	210	210	19	19	
TOTALS	RPI 1-25	RPI 26-50	W-L RECORDS	RPI 51-100	RPI 101-150	RPI 150+				
7- 10	0- 1	0- 0	OVERALL	0- 2	2- 1	5- 6				
3- 4	0- 0	0- 0	HOME	0- 2	2- 0	1- 2				
3- 6	0- 1	0- 0	AWAY	0- 0	0- 1	3- 4				
1- 0	0- 0	0- 0	NEUTRAL	0- 0	0- 0	1- 0				
3- 6	0- 1	0- 0	NON-CONFERENCE	0- 1	1- 1	2- 3				
1- 2	0- 0	0- 0	HOME	0- 1	1- 0	0- 1				
1- 4	0- 1	0- 0	AWAY	0- 0	0- 1	1- 2				
1- 0	0- 0	0- 0	NEUTRAL	0- 0	0- 0	1- 0				
4- 4	0- 0	0- 0	CONFERENCE	0- 1	1- 0	3- 3				
2- 2	0- 0	0- 0	HOME	0- 1	1- 0	1- 1				
2- 2	0- 0	0- 0	AWAY	0- 0	0- 0	2- 2				
0- 0	0- 0	0- 0	NEUTRAL	0- 0	0- 0	0- 0				

RPI 1-25				RPI 26-50				RPI 51-100				RPI 101+ Team's RPI: 215			
RPI	S	Opponent	Score	RPI	S	Opponent	Score	RPI	S	Opponent	Score	RPI	S	Opponent	Score
16	A	BYU	69 81					56	H	Utah	61 64	130	A	Idaho St.	67 81
								62	H	Colorado St.	49 69	145	H	Pacific	78 70
												147	H	New Mexico	72 56
												154	A	Boise St.	78 84
												174	A	Northern Colo.	60 74
												185	A	UNLV	38 46
												196	H	Sacramento St.	86 95
												222	A	Montana	70 86
												224	N	Tennessee St.	63 46
												226	A	Utah Valley	76 72
												237	H	San Jose St.	74 86
												267	A	San Diego St.	55 36
												267	H	San Diego St.	72 59
												339	A	Air Force	66 53
LAST 12 Division I GAMES:															
267	H	San Diego St.	72 59	267	A	San Diego St.	55 36								
185	A	UNLV	38 46	237	H	San Jose St.	74 86								
62	H	Colorado St.	49 69	56	H	Utah	61 64								
339	A	Air Force	66 53	222	A	Montana	70 86								
147	H	New Mexico	72 56	224	N	Tennessee St.	63 46								
154	A	Boise St.	78 84	226	A	Utah Valley	76 72								

Non-Div I Games: Westminster (UT) 74 67 Haskell 90 63

Utah St.

Loss, Non-Conf, S Site, H Home A Away N Neutral

Utah Valley

Through Games Of Jan. 24, 2016

Average RPI Win:	259	WON-LOST	WINNING	LAST 10	STRENGTH OF	OPP. STRENGTH	TEAM	ADJ.	CONF.	ADJ CONF.
Average RPI Loss:	149	RECORD	PCT. RANK	GAMES	SCHEDULE	OF SCHEDULE	RPI	RPI	RPI	RPI
DIV. I ONLY	7- 11	232	3- 7	167	313	226	226	25	25	
DIV. I NON-CONF.	5- 8	209	1- 6	132	298	194	194	25	25	
TOTALS	RPI 1-25	RPI 26-50	W-L RECORDS	RPI 51-100	RPI 101-150	RPI 150+				
7- 11	0- 1	0- 0	OVERALL	0- 1	1- 3	6- 6				
4- 4	0- 0	0- 0	HOME	0- 0	1- 1	3- 3				
3- 6	0- 1	0- 0	AWAY	0- 1	0- 1	3- 3				
0- 1	0- 0	0- 0	NEUTRAL	0- 0	0- 1	0- 0				
5- 8	0- 1	0- 0	NON-CONFERENCE	0- 1	1- 2	4- 4				
2- 3	0- 0	0- 0	HOME	0- 0	1- 1	1- 2				
3- 4	0- 1	0- 0	AWAY	0- 1	0- 0	3- 2				
0- 1	0- 0	0- 0	NEUTRAL	0- 0	0- 1	0- 0				
2- 3	0- 0	0- 0	CONFERENCE	0- 0	0- 1	2- 2				
2- 1	0- 0	0- 0	HOME	0- 0	0- 0	2- 1				
0- 2	0- 0	0- 0	AWAY	0- 0	0- 1	0- 1				
0- 0	0- 0	0- 0	NEUTRAL	0- 0	0- 0	0- 0				

RPI 1-25				RPI 26-50				RPI 51-100				RPI 101+ Team's RPI: 226			
RPI	S	Opponent	Score	RPI	S	Opponent	Score	RPI	S	Opponent	Score	RPI	S	Opponent	Score
16	A	BYU	62 78					83	A	Oregon	68 79	110	A	New Mexico St.	68 73
												116	H	San Francisco	94 88
												124	N	Alabama	60 67
												130	H	Idaho St.	47 56
												154	A	Boise St.	72 70
												166	A	Eastern Wash.	64 68
												176	A	Weber St.	56 61
												178	A	UTRGV	48 61
												199	H	UC Davis	55 59
												215	H	Utah St.	72 76
												245	H	Grand Canyon	53 61
												274	A	Omaha	74 59
												277	H	UMKC	79 71
												320	A	Nevada	73 65
												331	H	Southern Utah	70 58
												338	H	Chicago St.	74 46
LAST 12 Division I GAMES:															
338	H	Chicago St.	74 46	130	H	Idaho St.	47 56								
277	H	UMKC	79 71	274	A	Omaha	74 59								
245	H	Grand Canyon	53 61	176	A	Weber St.	56 61								
178	A	UTRGV	48 61	215	H	Utah St.	72 76								
110	A	New Mexico St.	68 73	83	A	Oregon	68 79								
199	H	UC Davis	55 59	166	A	Eastern Wash.	64 68								

Non-Div I Games: Bethesda (CA) 91 64 Dixie St. 77 63

Utah Valley

Loss, Non-Conf, S Site, H Home A Away N Neutral

Average RPI Win:	195	WON-LOST	WINNING	LAST 10	STRENGTH OF	OPP. STRENGTH	TEAM	ADJ.	CONF.	ADJ CONF.
Average RPI Loss:	127	RECORD	PCT. RANK	GAMES	SCHEDULE	OF SCHEDULE	RPI	RPI	RPI	RPI
DIV. I ONLY	13- 6	80	6- 4	197	136	113	113	9	9	
DIV. I NON-CONF.	11- 2	28	5- 1	205	260	72	72	8	8	
TOTALS	RPI 1-25	RPI 26-50	W-L RECORDS	RPI 51-100	RPI 101-150	RPI 150+				
13- 6	1- 0	1- 0	OVERALL	0- 2	1- 2	10- 2				
7- 3	0- 0	0- 0	HOME	0- 2	0- 0	7- 1				
6- 2	1- 0	1- 0	AWAY	0- 0	1- 0	3- 0				
0- 1	0- 0	0- 0	NEUTRAL	0- 0	0- 1	0- 0				
11- 2	1- 0	0- 0	NON-CONFERENCE	0- 0	1- 2	9- 0				
7- 0	0- 0	0- 0	HOME	0- 0	0- 0	7- 0				
4- 1	1- 0	0- 0	AWAY	0- 0	1- 1	2- 0				
0- 1	0- 0	0- 0	NEUTRAL	0- 0	0- 1	0- 0				
2- 4	0- 0	1- 0	CONFERENCE	0- 2	0- 0	1- 2				
0- 3	0- 0	0- 0	HOME	0- 2	0- 0	0- 1				
2- 1	0- 0	1- 0	AWAY	0- 0	0- 0	1- 1				
0- 0	0- 0	0- 0	NEUTRAL	0- 0	0- 0	0- 0				

RPI 1-25			RPI 26-50			RPI 51-100			RPI 101+ Team's RPI: 113		
RPI	S	Opponent	Score	RPI	S	Opponent	Score	RPI	S	Opponent	Score
10	A	Arizona St.	57 48	41	A	Dayton	74 72	82	H	Saint Joseph's	63 66
								86	H	Saint Louis	72 77
								127	N	Toledo	61 80
								131	A	Iona	74 58
								133	A	IUPUI	69 70
								158	A	George Mason	54 70
								161	H	William & Mary	73 47
								168	H	Old Dominion	74 54
								175	H	Davidson	50 56
								206	H	Furman	67 45
								220	A	Massachusetts	74 66
								221	H	Coppin St.	73 42
								250	H	UNCW	58 45
								260	A	High Point	69 39
								282	H	Campbell	57 34
								283	A	N.C. A&T	64 49
								298	H	UMES	63 39
LAST 12 Division I GAMES:											
158	A	George Mason	54 70	283	A	N.C. A&T	64 49				
175	H	Davidson	50 56	161	H	William & Mary	73 47				
41	A	Dayton	74 72	168	H	Old Dominion	74 54				
82	H	Saint Joseph's	63 66	260	A	High Point	69 39				
86	H	Saint Louis	72 77	298	H	UMES	63 39				
220	A	Massachusetts	74 66	127	N	Toledo	61 80				

Non-Div I Games:

VCU

Valparaiso

Through Games Of Jan. 24, 2016

Average RPI Win:	194	WON-LOST	WINNING	LAST 10	STRENGTH OF	OPP. STRENGTH	TEAM	ADJ.	CONF.	ADJ CONF.
Average RPI Loss:	116	RECORD	PCT. RANK	GAMES	SCHEDULE	OF SCHEDULE	RPI	RPI	RPI	RPI
DIV. I ONLY	5- 11	267	5- 4	39	123	180	180	14	14	
DIV. I NON-CONF.	1- 7	318	1- 1	29	41	230	230	14	14	
TOTALS	RPI 1-25	RPI 26-50	W-L RECORDS	RPI 51-100	RPI 101-150	RPI 150+				
5- 11	0- 3	0- 0	OVERALL	0- 1	2- 2	3- 5				
4- 4	0- 1	0- 0	HOME	0- 0	2- 1	2- 2				
1- 6	0- 2	0- 0	AWAY	0- 1	0- 1	1- 2				
0- 1	0- 0	0- 0	NEUTRAL	0- 0	0- 0	0- 1				
1- 7	0- 2	0- 0	NON-CONFERENCE	0- 1	1- 1	0- 3				
1- 3	0- 1	0- 0	HOME	0- 0	1- 1	0- 1				
0- 3	0- 1	0- 0	AWAY	0- 1	0- 0	0- 1				
0- 1	0- 0	0- 0	NEUTRAL	0- 0	0- 0	0- 1				
4- 4	0- 1	0- 0	CONFERENCE	0- 0	1- 1	3- 2				
3- 1	0- 0	0- 0	HOME	0- 0	1- 0	2- 1				
1- 3	0- 1	0- 0	AWAY	0- 0	0- 1	1- 1				
0- 0	0- 0	0- 0	NEUTRAL	0- 0	0- 0	0- 0				

RPI 1-25				RPI 26-50				RPI 51-100				RPI 101+ Team's RPI: 180			
RPI	S	Opponent	Score	RPI	S	Opponent	Score	RPI	S	Opponent	Score	RPI	S	Opponent	Score
1	H	Notre Dame	54 110					64	A	San Diego	60 76	102	H	Youngstown St.	65 60
12	A	Green Bay	42 81									105	A	Wright St.	63 80
15	A	Louisville	42 75									119	H	Akron	74 85
												150	H	SIUE	69 56
												162	A	Butler	53 72
												172	A	Milwaukee	60 82
												174	N	Northern Colo.	63 77
												187	A	Northern Ky.	61 60
												213	H	Detroit	66 72
												230	H	Oakland	81 66
												236	H	Miami (OH)	72 75
												299	H	Cleveland St.	66 59
LAST 12 Division I GAMES:															
102	H	Youngstown St.	65 60	105	A	Wright St.	63 80								
299	H	Cleveland St.	66 59	187	A	Northern Ky.	61 60								
172	A	Milwaukee	60 82	150	H	SIUE	69 56								
12	A	Green Bay	42 81	119	H	Akron	74 85								
230	H	Oakland	81 66	15	A	Louisville	42 75								
213	H	Detroit	66 72	236	H	Miami (OH)	72 75								

Non-Div I Games: Ind.-Northwest 79 57 Cardinal Stritch 63 62 Ind.-Kokomo 88 22

Valparaiso

Loss, Non-Conf, S Site, H Home A Away N Neutral

Vanderbilt

Through Games Of Jan. 24, 2016

Average RPI Win:	169	WON-LOST	WINNING	LAST 10	STRENGTH OF	OPP. STRENGTH	TEAM	ADJ.	CONF.	ADJ CONF.
Average RPI Loss:	41	RECORD	PCT. RANK	GAMES	SCHEDULE	OF SCHEDULE	RPI	RPI	RPI	RPI
DIV. I ONLY	13- 5	64	7- 3	72	70	51	51	2	2	
DIV. I NON-CONF.	11- 2	28	7- 0	140	138	37	37	2	2	
TOTALS	RPI 1-25	RPI 26-50	W-L RECORDS	RPI 51-100	RPI 101-150	RPI 150+				
13- 5	0- 3	1- 1	OVERALL	2- 0	4- 1	6- 0				
9- 1	0- 1	1- 0	HOME	1- 0	2- 0	5- 0				
3- 4	0- 2	0- 1	AWAY	1- 0	1- 1	1- 0				
1- 0	0- 0	0- 0	NEUTRAL	0- 0	1- 0	0- 0				
11- 2	0- 1	1- 1	NON-CONFERENCE	2- 0	2- 0	6- 0				
8- 0	0- 0	1- 0	HOME	1- 0	1- 0	5- 0				
2- 2	0- 1	0- 1	AWAY	1- 0	0- 0	1- 0				
1- 0	0- 0	0- 0	NEUTRAL	0- 0	1- 0	0- 0				
2- 3	0- 2	0- 0	CONFERENCE	0- 0	2- 1	0- 0				
1- 1	0- 1	0- 0	HOME	0- 0	1- 0	0- 0				
1- 2	0- 1	0- 0	AWAY	0- 0	1- 1	0- 0				
0- 0	0- 0	0- 0	NEUTRAL	0- 0	0- 0	0- 0				

RPI 1-25				RPI 26-50				RPI 51-100				RPI 101+			
RPI	S	Opponent	Score	RPI	S	Opponent	Score	RPI	S	Opponent	Score	RPI	S	Opponent	Score
2	H	South Carolina	61 71	35	H	Ohio	62 59	90	H	UT Martin	64 61	107	H	LSU	58 42
11	A	Tennessee	49 58	41	A	Dayton	56 81	96	A	Drexel	74 64	110	N	New Mexico St.	71 45
12	A	Green Bay	56 58									124	A	Alabama	54 48
												140	A	Ole Miss	52 55
												144	H	ETSU	65 39
												152	H	Troy	97 43
												194	A	Fordham	53 40
												223	H	Presbyterian	56 38
												242	H	Austin Peay	73 56
												339	H	Air Force	86 29
												344	H	Mississippi Val.	89 39
LAST 12 Division I GAMES:															
				11	A	Tennessee	49 58	110	N	New Mexico St.	71 45				
				107	H	LSU	58 42	90	H	UT Martin	64 61				
				124	A	Alabama	54 48	152	H	Troy	97 43				
				2	H	South Carolina	61 71	144	H	ETSU	65 39				
				140	A	Ole Miss	52 55	96	A	Drexel	74 64				
				194	A	Fordham	53 40	339	H	Air Force	86 29				

Non-Div I Games:

Vanderbilt

■ Loss,
 ■ Non-Conf, S Site,
 ■ Home
 ■ Away
 N Neutral

Average RPI Win:	311	WON-LOST	WINNING	LAST 10	STRENGTH OF	OPP. STRENGTH	TEAM	ADJ.	CONF.	ADJ CONF.
Average RPI Loss:	196	RECORD	PCT. RANK	GAMES	SCHEDULE	OF SCHEDULE	RPI	RPI	RPI	RPI
DIV. I ONLY	6- 13	264	3- 7	282	348	288	288	15	15	
DIV. I NON-CONF.	5- 8	209	4- 2	309	349	289	289	16	16	
TOTALS	RPI 1-25	RPI 26-50	W-L RECORDS	RPI 51-100	RPI 101-150	RPI 150+				
6- 13	0- 0	0- 1	OVERALL	0- 1	0- 1	6- 10				
2- 6	0- 0	0- 0	HOME	0- 1	0- 1	2- 4				
4- 7	0- 0	0- 1	AWAY	0- 0	0- 0	4- 6				
0- 0	0- 0	0- 0	NEUTRAL	0- 0	0- 0	0- 0				
5- 8	0- 0	0- 0	NON-CONFERENCE	0- 0	0- 1	5- 7				
2- 3	0- 0	0- 0	HOME	0- 0	0- 1	2- 2				
3- 5	0- 0	0- 0	AWAY	0- 0	0- 0	3- 5				
0- 0	0- 0	0- 0	NEUTRAL	0- 0	0- 0	0- 0				
1- 5	0- 0	0- 1	CONFERENCE	0- 1	0- 0	1- 3				
0- 3	0- 0	0- 0	HOME	0- 1	0- 0	0- 2				
1- 2	0- 0	0- 1	AWAY	0- 0	0- 0	1- 1				
0- 0	0- 0	0- 0	NEUTRAL	0- 0	0- 0	0- 0				

RPI S	Opponent	Score	RPI S	Opponent	Score	RPI S	Opponent	Score	RPI S	Opponent	Score	Team's RPI: 288
			44 A	Albany (NY)	43 72	91 H	Maine	41 62	128 H	Quinnipiac	65 77	
									189 A	Brown	54 71	
									197 A	UMBC	48 85	
									199 A	Columbia	56 73	
									210 H	Binghamton	53 57	
									212 A	Delaware	60 71	
									218 H	Hartford	47 51	
									227 A	Bryant	52 68	
									230 H	Oakland	68 74	
									257 H	Sacred Heart	53 51	
									265 A	Holy Cross	63 77	
									300 H	Central Conn. St.	79 63	
									305 A	Dartmouth	56 54	
									322 A	UMass Lowell	59 51	
									335 A	NJIT	54 46	
									341 H	St. Francis Brooklyn	55 59	
									347 A	Boston U.	60 45	
LAST 12 Division I GAMES:												
210 H	Binghamton	53 57	230 H	Oakland	68 74							
322 A	UMass Lowell	59 51	347 A	Boston U.	60 45							
218 H	Hartford	47 51	212 A	Delaware	60 71							
44 A	Albany (NY)	43 72	335 A	NJIT	54 46							
91 H	Maine	41 62	305 A	Dartmouth	56 54							
197 A	UMBC	48 85	257 H	Sacred Heart	53 51							

Non-Div I Games:

Vermont

Villanova

Through Games Of Jan. 24, 2016

Average RPI Win:	140	WON-LOST	WINNING	LAST 10	STRENGTH OF	OPP. STRENGTH	TEAM	ADJ.	CONF.	ADJ CONF.
Average RPI Loss:	82	RECORD	PCT. RANK	GAMES	SCHEDULE	OF SCHEDULE	RPI	RPI	RPI	RPI
DIV. I ONLY	12- 7	98	7- 3	66	43	61	61	6	6	
DIV. I NON-CONF.	6- 4	124	1- 2	80	67	68	68	6	6	
TOTALS	RPI 1-25	RPI 26-50	W-L RECORDS	RPI 51-100	RPI 101-150	RPI 150+				
12- 7	1- 0	2- 3	OVERALL	3- 1	0- 3	6- 0				
5- 2	1- 0	1- 0	HOME	1- 0	0- 2	2- 0				
5- 4	0- 0	1- 2	AWAY	1- 1	0- 1	3- 0				
2- 1	0- 0	0- 1	NEUTRAL	1- 0	0- 0	1- 0				
6- 4	0- 0	0- 3	NON-CONFERENCE	2- 1	0- 0	4- 0				
2- 0	0- 0	0- 0	HOME	1- 0	0- 0	1- 0				
2- 3	0- 0	0- 2	AWAY	0- 1	0- 0	2- 0				
2- 1	0- 0	0- 1	NEUTRAL	1- 0	0- 0	1- 0				
6- 3	1- 0	2- 0	CONFERENCE	1- 0	0- 3	2- 0				
3- 2	1- 0	1- 0	HOME	0- 0	0- 2	1- 0				
3- 1	0- 0	1- 0	AWAY	1- 0	0- 1	1- 0				
0- 0	0- 0	0- 0	NEUTRAL	0- 0	0- 0	0- 0				

RPI	S	Opponent	Score	RPI	S	Opponent	Score	RPI	S	Opponent	Score	RPI	S	Opponent	Score
23	H	Seton Hall	55 45	29	A	DePaul	64 60	82	H	Saint Joseph's	55 49	103	H	Georgetown	51 57
				33	A	George Washington	70 78	92	A	Marquette	82 75	111	H	Creighton	62 65
				34	H	St. John's (NY)	58 54	94	A	Temple	55 61	135	A	Xavier	67 74
				45	A	North Carolina St.	64 70	96	N	Drexel	67 55	162	A	Butler	57 45
				50	N	St. Mary's (CA)	60 67					196	N	Sacramento St.	78 54
												216	H	Providence	67 39
												217	A	Lehigh	65 44
												261	H	Loyola Maryland	67 55
												272	A	La Salle	67 56
LAST 12 Division I GAMES:															
103	H	Georgetown	51 57	216	H	Providence	67 39								
34	H	St. John's (NY)	58 54	135	A	Xavier	67 74								
23	H	Seton Hall	55 45	162	A	Butler	57 45								
29	A	DePaul	64 60	272	A	La Salle	67 56								
92	A	Marquette	82 75	33	A	George Washington	70 78								
111	H	Creighton	62 65	50	N	St. Mary's (CA)	60 67								

Non-Div I Games:

Villanova

Loss, Non-Conf, S Site, H Home A Away N Neutral

Average RPI Win:	188	WON-LOST	WINNING	LAST 10	STRENGTH OF	OPP. STRENGTH	TEAM	ADJ.	CONF.	ADJ CONF.
Average RPI Loss:	40	RECORD	PCT. RANK	GAMES	SCHEDULE	OF SCHEDULE	RPI	RPI	RPI	RPI
DIV. I ONLY	13- 8	108	5- 5	62	57	85	85	5	5	
DIV. I NON-CONF.	10- 4	86	4- 1	188	115	114	114	5	5	
TOTALS	RPI 1-25	RPI 26-50	W-L RECORDS	RPI 51-100	RPI 101-150	RPI 150+				
13- 8	1- 4	1- 2	OVERALL	2- 1	2- 1	7- 0				
8- 4	0- 2	1- 1	HOME	0- 0	0- 1	7- 0				
4- 2	0- 2	0- 0	AWAY	2- 0	2- 0	0- 0				
1- 2	1- 0	0- 1	NEUTRAL	0- 1	0- 0	0- 0				
10- 4	1- 1	0- 2	NON-CONFERENCE	2- 1	0- 0	7- 0				
7- 1	0- 0	0- 1	HOME	0- 0	0- 0	7- 0				
2- 1	0- 1	0- 0	AWAY	2- 0	0- 0	0- 0				
1- 2	1- 0	0- 1	NEUTRAL	0- 1	0- 0	0- 0				
3- 4	0- 3	1- 0	CONFERENCE	0- 0	2- 1	0- 0				
1- 3	0- 2	1- 0	HOME	0- 0	0- 1	0- 0				
2- 1	0- 1	0- 0	AWAY	0- 0	2- 0	0- 0				
0- 0	0- 0	0- 0	NEUTRAL	0- 0	0- 0	0- 0				

RPI S	Opponent	Score	RPI S	Opponent	Score	RPI S	Opponent	Score	RPI S	Opponent	Score
1	H Notre Dame	46 74	40	N Rutgers	48 60	63	A Auburn	69 52	101	A Georgia Tech	78 67
5	A Ohio St.	73 93	48	H Iowa	73 85	66	N Tulane	62 67	132	H Pittsburgh	55 58
12	N Green Bay	68 59	49	H Miami (FL)	76 56	89	A Middle Tenn.	70 66	142	A Wake Forest	52 50
14	A Florida St.	48 70							221	H Coppin St.	75 40
15	H Louisville	41 59							225	H Richmond	71 51
									241	H Bowling Green	68 39
									304	H Longwood	81 46
									315	H Charleston So.	85 65
									335	H NJIT	81 54
									349	H Norfolk St.	86 50
LAST 12 Division I GAMES:											
132	H Pittsburgh	55 58	49	H Miami (FL)	76 56						
14	A Florida St.	48 70	225	H Richmond	71 51						
101	A Georgia Tech	78 67	221	H Coppin St.	75 40						
15	H Louisville	41 59	5	A Ohio St.	73 93						
142	A Wake Forest	52 50	315	H Charleston So.	85 65						
1	H Notre Dame	46 74	241	H Bowling Green	68 39						

Non-Div I Games:

Virginia

■ Loss,
■ Non-Conf, S Site,
■ Home
■ Away
N Neutral

Average RPI Win: 195		WON-LOST	WINNING	LAST 10	STRENGTH OF	OPP. STRENGTH	TEAM	ADJ.	CONF.	ADJ CONF.
Average RPI Loss: 37		RECORD	PCT. RANK	GAMES	SCHEDULE	OF SCHEDULE	RPI	RPI	RPI	RPI
DIV. I ONLY		14- 5	50	6- 4	163	39	75	75	5	5
DIV. I NON-CONF.		12- 1	10	6- 0	290	102	72	72	5	5
<hr/>										
TOTALS	RPI 1-25		RPI 26-50		W-L RECORDS		RPI 51-100		RPI 101-150	RPI 150+
14- 5	1- 3		0- 1		OVERALL		1- 0		1- 1	11- 0
12- 1	0- 0		0- 1		HOME		1- 0		0- 0	11- 0
2- 4	1- 3		0- 0		AWAY		0- 0		1- 1	0- 0
0- 0	0- 0		0- 0		NEUTRAL		0- 0		0- 0	0- 0
12- 1	1- 0		0- 0		NON-CONFERENCE		0- 0		1- 1	10- 0
10- 0	0- 0		0- 0		HOME		0- 0		0- 0	10- 0
2- 1	1- 0		0- 0		AWAY		0- 0		1- 1	0- 0
0- 0	0- 0		0- 0		NEUTRAL		0- 0		0- 0	0- 0
2- 4	0- 3		0- 1		CONFERENCE		1- 0		0- 0	1- 0
2- 1	0- 0		0- 1		HOME		1- 0		0- 0	1- 0
0- 3	0- 3		0- 0		AWAY		0- 0		0- 0	0- 0
0- 0	0- 0		0- 0		NEUTRAL		0- 0		0- 0	0- 0

RPI 1-25				RPI 26-50				RPI 51-100				Team's RPI: 75	RPI 101+			
RPI	S	Opponent	Score	RPI	S	Opponent	Score	RPI	S	Opponent	Score		RPI	S	Opponent	Score
1	A	Notre Dame	41 80	45	H	North Carolina St.	61 72	74	H	Boston College	58 33		103	A	Georgetown	56 73
11	A	Tennessee	57 43										129	A	Penn St.	64 59
15	A	Louisville	45 56										158	H	George Mason	80 63
22	A	Syracuse	39 60										198	H	Col. of Charleston	81 47
													201	H	Radford	47 40
													206	H	Furman	59 30
													216	H	Providence	62 46
													221	H	Coppin St.	72 39
													223	H	Presbyterian	58 44
													231	H	Clemson	79 49
													238	H	Morgan St.	73 33
													281	H	Wofford	73 42
													337	H	Mt. St. Mary's	59 42
LAST 12 Division I GAMES:																
1	A	Notre Dame	41 80	206	H	Furman	59 30									
45	H	North Carolina St.	61 72	201	H	Radford	47 40									
231	H	Clemson	79 49	337	H	Mt. St. Mary's	59 42									
22	A	Syracuse	39 60	221	H	Coppin St.	72 39									
15	A	Louisville	45 56	238	H	Morgan St.	73 33									
74	H	Boston College	58 33	11	A	Tennessee	57 43									

Non-Div I Games:

Virginia Tech

Average RPI Win:	334	WON-LOST	WINNING	LAST 10	STRENGTH OF	OPP. STRENGTH	TEAM	ADJ.	CONF.	ADJ CONF.
Average RPI Loss:	190	RECORD	PCT. RANK	GAMES	SCHEDULE	OF SCHEDULE	RPI	RPI	RPI	RPI
DIV. I ONLY	2- 16	333	0- 10	267	265	340	340	31	31	
DIV. I NON-CONF.	2- 9	296	1- 4	226	104	308	308	32	32	
TOTALS	RPI 1-25	RPI 26-50	W-L RECORDS	RPI 51-100	RPI 101-150	RPI 150+				
2- 16	0- 1	0- 0	OVERALL	0- 3	0- 2	2- 10				
2- 6	0- 0	0- 0	HOME	0- 1	0- 1	2- 4				
0- 10	0- 1	0- 0	AWAY	0- 2	0- 1	0- 6				
0- 0	0- 0	0- 0	NEUTRAL	0- 0	0- 0	0- 0				
2- 9	0- 1	0- 0	NON-CONFERENCE	0- 3	0- 2	2- 3				
2- 2	0- 0	0- 0	HOME	0- 1	0- 1	2- 0				
0- 7	0- 1	0- 0	AWAY	0- 2	0- 1	0- 3				
0- 0	0- 0	0- 0	NEUTRAL	0- 0	0- 0	0- 0				
0- 7	0- 0	0- 0	CONFERENCE	0- 0	0- 0	0- 7				
0- 4	0- 0	0- 0	HOME	0- 0	0- 0	0- 4				
0- 3	0- 0	0- 0	AWAY	0- 0	0- 0	0- 3				
0- 0	0- 0	0- 0	NEUTRAL	0- 0	0- 0	0- 0				

RPI S	Opponent	Score	RPI S	Opponent	Score	RPI S	Opponent	Score	RPI S	Opponent	Score	Team's RPI: 340
5	A Ohio St.	47 106				57	A Penn	50 78	132	A Pittsburgh	41 67	
						93	A Yale	60 78	140	H Ole Miss	49 86	
						100	H Stony Brook	62 73	168	A Old Dominion	57 71	
									199	A Columbia	48 67	
									205	A Robert Morris	44 64	
									227	H Bryant	71 82	
									257	A Sacred Heart	62 73	
									257	H Sacred Heart	73 77	
									275	A Saint Francis (PA)	78 93	
									297	A Delaware St.	44 66	
									300	H Central Conn. St.	52 62	
									324	H LIU Brooklyn	63 73	
									332	H Lafayette	69 48	
									335	H NJIT	76 53	
LAST 12 Division I GAMES:												
257	H Sacred Heart	73 77	275	A Saint Francis (PA)	78 93							
324	H LIU Brooklyn	63 73	199	A Columbia	48 67							
300	H Central Conn. St.	52 62	57	A Penn	50 78							
257	A Sacred Heart	62 73	100	H Stony Brook	62 73							
227	H Bryant	71 82	297	A Delaware St.	44 66							
205	A Robert Morris	44 64	332	H Lafayette	69 48							

Non-Div I Games:

Wagner

Wake Forest

Through Games Of Jan. 24, 2016

Average RPI Win:	195	WON-LOST	WINNING	LAST 10	STRENGTH OF	OPP. STRENGTH	TEAM	ADJ.	CONF.	ADJ CONF.
Average RPI Loss:	78	RECORD	PCT. RANK	GAMES	SCHEDULE	OF SCHEDULE	RPI	RPI	RPI	RPI
DIV. I ONLY	11- 9	150	4- 6	147	68	142	142	5	5	
DIV. I NON-CONF.	9- 4	96	4- 1	305	136	185	185	5	5	
TOTALS	RPI 1-25	RPI 26-50	W-L RECORDS	RPI 51-100	RPI 101-150	RPI 150+				
11- 9	0- 1	0- 4	OVERALL	1- 1	3- 1	7- 2				
7- 4	0- 1	0- 0	HOME	0- 1	3- 1	4- 1				
3- 4	0- 0	0- 4	AWAY	1- 0	0- 0	2- 0				
1- 1	0- 0	0- 0	NEUTRAL	0- 0	0- 0	1- 1				
9- 4	0- 0	0- 1	NON-CONFERENCE	0- 0	2- 1	7- 2				
6- 2	0- 0	0- 0	HOME	0- 0	2- 1	4- 1				
2- 1	0- 0	0- 1	AWAY	0- 0	0- 0	2- 0				
1- 1	0- 0	0- 0	NEUTRAL	0- 0	0- 0	1- 1				
2- 5	0- 1	0- 3	CONFERENCE	1- 1	1- 0	0- 0				
1- 2	0- 1	0- 0	HOME	0- 1	1- 0	0- 0				
1- 3	0- 0	0- 3	AWAY	1- 0	0- 0	0- 0				
0- 0	0- 0	0- 0	NEUTRAL	0- 0	0- 0	0- 0				

RPI S Opponent	Score	RPI S Opponent	Score	RPI S Opponent	Score	RPI S Opponent	Score	Team's RPI: 142
22 H Syracuse	65 91	26 A Missouri	81 94	74 A Boston College	65 59	107 H LSU	60 57	
		39 A Duke	68 95	85 H Virginia	50 52	109 H North Carolina	75 63	
		45 A North Carolina St.	47 64			117 H Belmont	64 78	
		49 A Miami (FL)	60 71			144 H ETSU	69 52	
						151 N Hampton	42 47	
						165 H Wisconsin	51 64	
						175 H Davidson	77 58	
						193 H Jacksonville	57 51	
						225 H Richmond	43 33	
						240 A American	71 70	
						272 H La Salle	61 53	
						289 N Coastal Caro.	81 52	
						316 A FIU	57 53	
LAST 12 Division I GAMES:								
74 A Boston College	65 59	45 A North Carolina St.	47 64					
109 H North Carolina	75 63	316 A FIU	57 53					
22 H Syracuse	65 91	151 N Hampton	42 47					
49 A Miami (FL)	60 71	225 H Richmond	43 33					
85 H Virginia	50 52	289 N Coastal Caro.	81 52					
39 A Duke	68 95	193 H Jacksonville	57 51					

Non-Div I Games:

Wake Forest

■ Loss,
 ■ Non-Conf,
 S Site,
 ■ Home
 ■ Away
 N Neutral

Average RPI Win:	118	WON-LOST	WINNING	LAST 10	STRENGTH OF	OPP. STRENGTH	TEAM	ADJ.	CONF.	ADJ CONF.
Average RPI Loss:	29	RECORD	PCT. RANK	GAMES	SCHEDULE	OF SCHEDULE	RPI	RPI	RPI	RPI
DIV. I ONLY	15- 4	38	8- 2	22	17	17	17	1	1	
DIV. I NON-CONF.	9- 2	38	3- 1	59	79	38	38	1	1	
TOTALS	RPI 1-25	RPI 26-50	W-L RECORDS	RPI 51-100	RPI 101-150	RPI 150+				
15- 4	2- 2	0- 1	OVERALL	6- 1	2- 0	5- 0				
10- 2	2- 1	0- 1	HOME	4- 0	0- 0	4- 0				
4- 1	0- 0	0- 0	AWAY	2- 1	1- 0	1- 0				
1- 1	0- 1	0- 0	NEUTRAL	0- 0	1- 0	0- 0				
9- 2	0- 1	0- 1	NON-CONFERENCE	3- 0	2- 0	4- 0				
6- 1	0- 0	0- 1	HOME	2- 0	0- 0	4- 0				
2- 0	0- 0	0- 0	AWAY	1- 0	1- 0	0- 0				
1- 1	0- 1	0- 0	NEUTRAL	0- 0	1- 0	0- 0				
6- 2	2- 1	0- 0	CONFERENCE	3- 1	0- 0	1- 0				
4- 1	2- 1	0- 0	HOME	2- 0	0- 0	0- 0				
2- 1	0- 0	0- 0	AWAY	1- 1	0- 0	1- 0				
0- 0	0- 0	0- 0	NEUTRAL	0- 0	0- 0	0- 0				

RPI 1-25				Team's RPI: 17	RPI 26-50				RPI 51-100				RPI 101+			
RPI	S	Opponent	Score		RPI	S	Opponent	Score	RPI	S	Opponent	Score	RPI	S	Opponent	Score
7	H	UCLA	64 56		28	H	Oklahoma	68 71	52	A	Washington St.	79 64	120	A	Fresno St.	89 79
10	H	Arizona St.	61 68						52	H	Washington St.	69 63	122	N	Texas Tech	77 73
19	H	Southern California	69 60						56	A	Utah	83 88	171	A	Colorado	76 74
22	N	Syracuse	62 66						68	H	Santa Clara	100 55	176	H	Weber St.	69 56
									73	H	UC Riverside	78 43	203	H	Seattle	96 55
									81	A	South Dakota	77 64	267	H	San Diego St.	80 51
									84	H	Arizona	63 47	271	H	Portland	83 65
LAST 12 Division I GAMES:																
52	H	Washington St.	69 63		171	A	Colorado	76 74								
19	H	Southern California	69 60		52	A	Washington St.	79 64								
7	H	UCLA	64 56		176	H	Weber St.	69 56								
84	H	Arizona	63 47		73	H	UC Riverside	78 43								
10	H	Arizona St.	61 68		81	A	South Dakota	77 64								
56	A	Utah	83 88		28	H	Oklahoma	68 71								

Non-Div I Games:

Washington

■ Loss,
■ Non-Conf,
■ S Site,
■ H Home
■ A Away
N Neutral

Washington St.

Through Games Of Jan. 24, 2016

Average RPI Win:	155	WON-LOST	WINNING	LAST 10	STRENGTH OF	OPP. STRENGTH	TEAM	ADJ.	CONF.	ADJ CONF.
Average RPI Loss:	25	RECORD	PCT. RANK	GAMES	SCHEDULE	OF SCHEDULE	RPI	RPI	RPI	RPI
DIV. I ONLY	12- 7	98	4- 6	45	12	52	52	1	1	
DIV. I NON-CONF.	9- 2	38	3- 1	124	59	25	25	1	1	
TOTALS	RPI 1-25	RPI 26-50	W-L RECORDS	RPI 51-100	RPI 101-150	RPI 150+				
12- 7	1- 5	0- 1	OVERALL	3- 1	0- 0	8- 0				
6- 3	1- 3	0- 0	HOME	2- 0	0- 0	3- 0				
5- 4	0- 2	0- 1	AWAY	1- 1	0- 0	4- 0				
1- 0	0- 0	0- 0	NEUTRAL	0- 0	0- 0	1- 0				
9- 2	0- 1	0- 1	NON-CONFERENCE	2- 0	0- 0	7- 0				
4- 0	0- 0	0- 0	HOME	1- 0	0- 0	3- 0				
4- 2	0- 1	0- 1	AWAY	1- 0	0- 0	3- 0				
1- 0	0- 0	0- 0	NEUTRAL	0- 0	0- 0	1- 0				
3- 5	1- 4	0- 0	CONFERENCE	1- 1	0- 0	1- 0				
2- 3	1- 3	0- 0	HOME	1- 0	0- 0	0- 0				
1- 2	0- 1	0- 0	AWAY	0- 1	0- 0	1- 0				
0- 0	0- 0	0- 0	NEUTRAL	0- 0	0- 0	0- 0				

RPI 1-25				RPI 26-50				RPI 51-100				RPI 101+			
RPI	S	Opponent	Score	RPI	S	Opponent	Score	RPI	S	Opponent	Score	RPI	S	Opponent	Score
7	H	UCLA	73 75	50	A	St. Mary's (CA)	71 75	56	A	Utah	71 73	151	H	Hampton	68 61
10	H	Arizona St.	45 63					64	A	San Diego	78 72	154	A	Boise St.	57 52
17	A	Washington	63 69					76	H	Gonzaga	55 48	155	A	Hawaii	62 52
17	H	Washington	64 79					84	H	Arizona	67 46	171	A	Colorado	74 66
19	H	Southern California	73 61									184	A	Kansas	66 53
20	A	Oklahoma St.	60 70									237	H	San Jose St.	95 80
												247	H	UC Santa Barbara	61 44
												320	N	Nevada	70 57
LAST 12 Division I GAMES:															
17	A	Washington	63 69	56	A	Utah	71 73	17	H	Washington	64 79				
7	H	UCLA	73 75					184	A	Kansas	66 53				
19	H	Southern California	73 61	50	A	St. Mary's (CA)	71 75	76	H	Gonzaga	55 48				
10	H	Arizona St.	45 63	64	A	San Diego	78 72								
84	H	Arizona	67 46												
171	A	Colorado	74 66												

Non-Div I Games:

Washington St.

■ Loss,
 ■ Non-Conf,
 ■ S Site,
 ■ H Home
 ■ A Away
 N Neutral

Average RPI Win: 240	WON-LOST	WINNING	LAST 10	STRENGTH OF	OPP. STRENGTH	TEAM	ADJ.	CONF.	ADJ CONF.
Average RPI Loss: 107	RECORD	PCT. RANK	GAMES	SCHEDULE	OF SCHEDULE	RPI	RPI	RPI	RPI
DIV. I ONLY	10- 5	84	5- 4	333	86	176	176	18	18
DIV. I NON-CONF.	6- 3	100	3- 2	324	62	172	172	20	20
TOTALS	RPI 1-25	RPI 26-50	W-L RECORDS	RPI 51-100	RPI 101-150	RPI 150+			
10- 5	0- 2	0- 0	OVERALL	0- 0	1- 1	9- 2			
3- 3	0- 1	0- 0	HOME	0- 0	0- 1	3- 1			
6- 2	0- 1	0- 0	AWAY	0- 0	1- 0	5- 1			
1- 0	0- 0	0- 0	NEUTRAL	0- 0	0- 0	1- 0			
6- 3	0- 2	0- 0	NON-CONFERENCE	0- 0	0- 0	6- 1			
1- 2	0- 1	0- 0	HOME	0- 0	0- 0	1- 1			
4- 1	0- 1	0- 0	AWAY	0- 0	0- 0	4- 0			
1- 0	0- 0	0- 0	NEUTRAL	0- 0	0- 0	1- 0			
4- 2	0- 0	0- 0	CONFERENCE	0- 0	1- 1	3- 1			
2- 1	0- 0	0- 0	HOME	0- 0	0- 1	2- 0			
2- 1	0- 0	0- 0	AWAY	0- 0	1- 0	1- 1			
0- 0	0- 0	0- 0	NEUTRAL	0- 0	0- 0	0- 0			

RPI 1-25				RPI 26-50				RPI 51-100				RPI 101+ Team's RPI: 176			
RPI	S	Opponent	Score	RPI	S	Opponent	Score	RPI	S	Opponent	Score	RPI	S	Opponent	Score
16	H	BYU	51 68									130	A	Idaho St.	61 46
17	A	Washington	56 69									130	H	Idaho St.	57 58
												160	A	North Texas	45 38
												174	A	Northern Colo.	63 65
												186	A	North Dakota	62 56
												196	H	Sacramento St.	77 66
												198	H	Col. of Charleston	42 50
												226	H	Utah Valley	61 56
												271	A	Portland	57 55
												278	N	Stephen F. Austin	56 46
												286	A	Denver	61 49
												333	A	Cal St. Fullerton	60 40
												336	H	Portland St.	102 73
LAST 12 Division I GAMES:															
130	H	Idaho St.	57 58	17	A	Washington	56 69	226	H	Utah Valley	61 56	16	H	BYU	51 68
196	H	Sacramento St.	77 66	278	N	Stephen F. Austin	56 46	160	A	North Texas	45 38	271	A	Portland	57 55
336	H	Portland St.	102 73	16	A	North Dakota	62 56								
174	A	Northern Colo.	63 65												
186	A	North Dakota	62 56												
130	A	Idaho St.	61 46												

Non-Div I Games: Westminster (UT) 79 46 Bethesda (CA) 86 60

Weber St.

■ Loss,
 ■ Non-Conf,
 ■ S Site,
 ■ H Home
 ■ A Away
 N Neutral

West Virginia

Through Games Of Jan. 24, 2016

Average RPI Win:	176	WON-LOST	WINNING	LAST 10	STRENGTH OF	OPP. STRENGTH	TEAM	ADJ.	CONF.	ADJ CONF.
Average RPI Loss:	27	RECORD	PCT. RANK	GAMES	SCHEDULE	OF SCHEDULE	RPI	RPI	RPI	RPI
DIV. I ONLY	16- 4	29	8- 2	83	55	42	42	3	3	
DIV. I NON-CONF.	11- 2	28	5- 0	176	159	59	59	3	3	
TOTALS	RPI 1-25	RPI 26-50	W-L RECORDS	RPI 51-100	RPI 101-150	RPI 150+				
16- 4	0- 3	1- 0	OVERALL	5- 1	1- 0	9- 0				
8- 1	0- 1	0- 0	HOME	1- 0	1- 0	6- 0				
3- 2	0- 1	1- 0	AWAY	1- 1	0- 0	1- 0				
5- 1	0- 1	0- 0	NEUTRAL	3- 0	0- 0	2- 0				
11- 2	0- 1	0- 0	NON-CONFERENCE	4- 1	0- 0	7- 0				
6- 0	0- 0	0- 0	HOME	1- 0	0- 0	5- 0				
0- 1	0- 0	0- 0	AWAY	0- 1	0- 0	0- 0				
5- 1	0- 1	0- 0	NEUTRAL	3- 0	0- 0	2- 0				
5- 2	0- 2	1- 0	CONFERENCE	1- 0	1- 0	2- 0				
2- 1	0- 1	0- 0	HOME	0- 0	1- 0	1- 0				
3- 1	0- 1	1- 0	AWAY	1- 0	0- 0	1- 0				
0- 0	0- 0	0- 0	NEUTRAL	0- 0	0- 0	0- 0				

RPI 1-25				RPI 26-50				Team's RPI: 42				RPI 51-100				RPI 101+			
RPI	S	Opponent	Score	RPI	S	Opponent	Score	RPI	S	Opponent	Score	RPI	S	Opponent	Score	RPI	S	Opponent	Score
4	A	Baylor	64 69	46	A	Kansas St.	72 53	54	N	Indiana	75 64	122	H	Texas Tech	79 57				
8	H	Texas	54 65					70	N	James Madison	69 62	184	A	Kansas	65 45				
19	N	Southern California	67 78					76	A	Gonzaga	57 62	184	H	Kansas	72 35				
								88	H	Elon	67 57	188	N	Marshall	66 60				
								93	N	Yale	70 60	221	H	Coppin St.	96 64				
								97	A	TCU	97 84	245	N	Grand Canyon	68 50				
												297	H	Delaware St.	77 34				
												304	H	Longwood	74 43				
												307	H	Fairleigh Dickinson	91 42				
												309	H	Morehead St.	94 56				
LAST 12 Division I GAMES:																			
97	A	TCU	97 84	8	H	Texas	54 65												
184	H	Kansas	72 35	88	H	Elon	67 57												
4	A	Baylor	64 69	54	N	Indiana	75 64												
122	H	Texas Tech	79 57	70	N	James Madison	69 62												
46	A	Kansas St.	72 53	304	H	Longwood	74 43												
184	A	Kansas	65 45	188	N	Marshall	66 60												

Non-Div I Games:

West Virginia

■ Loss,
 ■ Non-Conf, S Site,
 ■ Home
 ■ Away
 N Neutral

Average RPI Win:	313	WON-LOST	WINNING	LAST 10	STRENGTH OF	OPP. STRENGTH	TEAM	ADJ.	CONF.	ADJ CONF.
Average RPI Loss:	183	RECORD	PCT. RANK	GAMES	SCHEDULE	OF SCHEDULE	RPI	RPI	RPI	RPI
DIV. I ONLY	1- 15	343	0- 9	155	330	318	318	17	17	
DIV. I NON-CONF.	1- 10	330	0- 6	200	345	323	323	17	17	
TOTALS	RPI 1-25	RPI 26-50	W-L RECORDS	RPI 51-100	RPI 101-150	RPI 150+				
1- 15	0- 0	0- 2	OVERALL	0- 1	0- 3	1- 9				
0- 5	0- 0	0- 0	HOME	0- 0	0- 2	0- 3				
0- 10	0- 0	0- 2	AWAY	0- 1	0- 1	0- 6				
1- 0	0- 0	0- 0	NEUTRAL	0- 0	0- 0	1- 0				
1- 10	0- 0	0- 2	NON-CONFERENCE	0- 0	0- 0	1- 8				
0- 2	0- 0	0- 0	HOME	0- 0	0- 0	0- 2				
0- 8	0- 0	0- 2	AWAY	0- 0	0- 0	0- 6				
1- 0	0- 0	0- 0	NEUTRAL	0- 0	0- 0	1- 0				
0- 5	0- 0	0- 0	CONFERENCE	0- 1	0- 3	0- 1				
0- 3	0- 0	0- 0	HOME	0- 0	0- 2	0- 1				
0- 2	0- 0	0- 0	AWAY	0- 1	0- 1	0- 0				
0- 0	0- 0	0- 0	NEUTRAL	0- 0	0- 0	0- 0				

RPI S	Opponent	Score	RPI S	Opponent	Score	RPI S	Opponent	Score	RPI S	Opponent	Score	Team's RPI: 318
39	A Duke	47 84	67	A Chattanooga	59 77	143	H Samford	42 59				
45	A North Carolina St.	55 86				144	A ETSU	62 74				
						148	H Mercer	88 92				
						170	H UNC Asheville	45 67				
						175	A Davidson	51 64				
						206	H Furman	76 83				
						207	A Eastern Ky.	62 91				
						239	A USC Upstate	59 68				
						269	H Bethune-Cookman	59 66				
						282	A Campbell	66 73				
						296	A Kennesaw St.	53 65				
						313	N Florida A&M	69 53				
						315	A Charleston So.	59 80				
LAST 12 Division I GAMES:												
206	H Furman	76 83	39	A Duke	47 84							
144	A ETSU	62 74	315	A Charleston So.	59 80							
67	A Chattanooga	59 77	45	A North Carolina St.	55 86							
148	H Mercer	88 92	282	A Campbell	66 73							
143	H Samford	42 59	175	A Davidson	51 64							
239	A USC Upstate	59 68	313	N Florida A&M	69 53							

Non-Div I Games: Anderson (SC) 72 55 Brevard 68 60 Warren Wilson 106 52

Western Caro.

Average RPI Win:	279	WON-LOST	WINNING	LAST 10	STRENGTH OF	OPP. STRENGTH	TEAM	ADJ.	CONF.	ADJ CONF.
Average RPI Loss:	157	RECORD	PCT. RANK	GAMES	SCHEDULE	OF SCHEDULE	RPI	RPI	RPI	RPI
DIV. I ONLY	9- 9	169	5- 5	307	254	232	232	20	20	
DIV. I NON-CONF.	5- 6	180	1- 3	308	250	250	250	22	22	
TOTALS	RPI 1-25	RPI 26-50	W-L RECORDS	RPI 51-100	RPI 101-150	RPI 150+				
9- 9	0- 0	0- 2	OVERALL	0- 1	2- 1	7- 5				
4- 3	0- 0	0- 0	HOME	0- 0	2- 1	2- 2				
4- 5	0- 0	0- 2	AWAY	0- 1	0- 0	4- 2				
1- 1	0- 0	0- 0	NEUTRAL	0- 0	0- 0	1- 1				
5- 6	0- 0	0- 2	NON-CONFERENCE	0- 0	1- 0	4- 4				
2- 2	0- 0	0- 0	HOME	0- 0	1- 0	1- 2				
2- 3	0- 0	0- 2	AWAY	0- 0	0- 0	2- 1				
1- 1	0- 0	0- 0	NEUTRAL	0- 0	0- 0	1- 1				
4- 3	0- 0	0- 0	CONFERENCE	0- 1	1- 1	3- 1				
2- 1	0- 0	0- 0	HOME	0- 0	1- 1	1- 0				
2- 2	0- 0	0- 0	AWAY	0- 1	0- 0	2- 1				
0- 0	0- 0	0- 0	NEUTRAL	0- 0	0- 0	0- 0				

RPI S	Opponent	Score	RPI S	Opponent	Score	RPI S	Opponent	Score	RPI S	Opponent	Score	Team's RPI: 232
46	A Kansas St.	45 84	48	A Iowa	81 96	65	A South Dakota St.	63 85	133	H IUPUI	60 68	
									139	H Oral Roberts	72 61	
									150	H SIUE	78 74	
									177	H Southeast Mo. St.	84 89	
									186	A North Dakota	67 78	
									219	H Ill.-Chicago	70 78	
									268	N Towson	77 83	
									269	N Bethune-Cookman	75 59	
									274	A Omaha	66 79	
									286	H Denver	63 60	
									327	A Illinois St.	79 64	
									329	A IPFW	78 74	
									334	A North Dakota St.	94 82	
									338	H Chicago St.	88 50	
									342	A Eastern Ill.	92 69	
LAST 12 Division I GAMES:												
65	A South Dakota St.	63 85	139	H Oral Roberts	72 61							
334	A North Dakota St.	94 82	327	A Illinois St.	79 64							
286	H Denver	63 60	46	A Kansas St.	45 84							
133	H IUPUI	60 68	219	H Ill.-Chicago	70 78							
329	A IPFW	78 74	186	A North Dakota	67 78							
274	A Omaha	66 79	342	A Eastern Ill.	92 69							

Non-Div I Games: Ashford 86 58 Central Methodist 108 46

Western Ill.

Average RPI Win:	182	WON-LOST	WINNING	LAST 10	STRENGTH OF	OPP. STRENGTH	TEAM	ADJ.	CONF.	ADJ CONF.
Average RPI Loss:	92	RECORD	PCT. RANK	GAMES	SCHEDULE	OF SCHEDULE	RPI	RPI	RPI	RPI
DIV. I ONLY	15- 2	12	10- 0	222	74	53	53	11	11	
DIV. I NON-CONF.	8- 2	52	5- 0	207	65	58	58	10	10	
TOTALS	RPI 1-25	RPI 26-50	W-L RECORDS	RPI 51-100	RPI 101-150	RPI 150+				
15- 2	1- 0	0- 1	OVERALL	1- 0	2- 1	11- 0				
9- 0	1- 0	0- 0	HOME	1- 0	1- 0	6- 0				
5- 2	0- 0	0- 1	AWAY	0- 0	1- 1	4- 0				
1- 0	0- 0	0- 0	NEUTRAL	0- 0	0- 0	1- 0				
8- 2	1- 0	0- 1	NON-CONFERENCE	0- 0	1- 1	6- 0				
4- 0	1- 0	0- 0	HOME	0- 0	1- 0	2- 0				
3- 2	0- 0	0- 1	AWAY	0- 0	0- 1	3- 0				
1- 0	0- 0	0- 0	NEUTRAL	0- 0	0- 0	1- 0				
7- 0	0- 0	0- 0	CONFERENCE	1- 0	1- 0	5- 0				
5- 0	0- 0	0- 0	HOME	1- 0	0- 0	4- 0				
2- 0	0- 0	0- 0	AWAY	0- 0	1- 0	1- 0				
0- 0	0- 0	0- 0	NEUTRAL	0- 0	0- 0	0- 0				

RPI 1-25			RPI 26-50			RPI 51-100			Team's RPI: 53	RPI 101+		
RPI	S	Opponent	Score	RPI	S	Opponent	Score	RPI	S	Opponent	Score	
15	H	Louisville	71 69	43	A	Ball St.	60 74	79	H	Charlotte	77 66	
LAST 12 Division I GAMES:												
79	H	Charlotte	77 66	188	H	Marshall	81 52	114	A	Fla. Atlantic	81 62	
168	H	Old Dominion	68 51	117	H	Belmont	80 65	140	A	Ole Miss	53 59	
160	H	North Texas	65 53	319	A	Lipscomb	64 56	158	N	George Mason	84 58	
258	H	Rice	52 49	198	A	Col. of Charleston	78 44	160	H	North Texas	65 53	
114	A	Fla. Atlantic	81 62	207	H	Eastern Ky.	76 60	168	H	Old Dominion	68 51	
316	A	FIU	71 69	191	A	Texas-Arlington	73 64	188	H	Marshall	81 52	

Non-Div I Games: Alas. Anchorage 62 58

Western Ky.

Average RPI Win:	249	WON-LOST	WINNING	LAST 10	STRENGTH OF	OPP. STRENGTH	TEAM	ADJ.	CONF.	ADJ CONF.
Average RPI Loss:	58	RECORD	PCT. RANK	GAMES	SCHEDULE	OF SCHEDULE	RPI	RPI	RPI	RPI
DIV. I ONLY	10- 7	120	4- 5	132	153	106	106	10	10	
DIV. I NON-CONF.	6- 4	124	2- 2	166	177	109	109	12	12	
TOTALS	RPI 1-25	RPI 26-50	W-L RECORDS	RPI 51-100	RPI 101-150	RPI 150+				
10- 7	0- 1	0- 3	OVERALL	0- 2	1- 1	9- 0				
5- 1	0- 0	0- 1	HOME	0- 0	0- 0	5- 0				
4- 4	0- 1	0- 1	AWAY	0- 1	1- 1	3- 0				
1- 2	0- 0	0- 1	NEUTRAL	0- 1	0- 0	1- 0				
6- 4	0- 1	0- 1	NON-CONFERENCE	0- 2	0- 0	6- 0				
2- 0	0- 0	0- 0	HOME	0- 0	0- 0	2- 0				
3- 2	0- 1	0- 0	AWAY	0- 1	0- 0	3- 0				
1- 2	0- 0	0- 1	NEUTRAL	0- 1	0- 0	1- 0				
4- 3	0- 0	0- 2	CONFERENCE	0- 0	1- 1	3- 0				
3- 1	0- 0	0- 1	HOME	0- 0	0- 0	3- 0				
1- 2	0- 0	0- 1	AWAY	0- 0	1- 1	0- 0				
0- 0	0- 0	0- 0	NEUTRAL	0- 0	0- 0	0- 0				

RPI 1-25				RPI 26-50				RPI 51-100				RPI 101+ Team's RPI: 106			
RPI	S	Opponent	Score	RPI	S	Opponent	Score	RPI	S	Opponent	Score	RPI	S	Opponent	Score
21	A	Michigan St.	40 78	35	A	Ohio	63 73	69	A	Northwestern	62 86	121	A	Buffalo	92 78
				37	N	Mississippi St.	68 90	71	N	FGCU	42 60	127	A	Toledo	73 80
				43	H	Ball St.	53 77					164	A	Loyola Chicago	68 45
												209	N	Gardner-Webb	71 44
												213	H	Detroit	70 66
												236	H	Miami (OH)	80 66
												241	H	Bowling Green	74 45
												312	A	Bradley	72 59
												325	H	Kent St.	73 52
												329	A	IPFW	70 48
												338	H	Chicago St.	65 56
LAST 12 Division I GAMES:															
				43	H	Ball St.	53 77	35	A	Ohio	63 73				
				121	A	Buffalo	92 78	71	N	FGCU	42 60				
				236	H	Miami (OH)	80 66	37	N	Mississippi St.	68 90				
				325	H	Kent St.	73 52	209	N	Gardner-Webb	71 44				
				127	A	Toledo	73 80	213	H	Detroit	70 66				
				241	H	Bowling Green	74 45	164	A	Loyola Chicago	68 45				

Non-Div I Games: Ferris St. 73 41 Wis.-Parkside 56 49

Western Mich.

Average RPI Win:	260	WON-LOST	WINNING	LAST 10	STRENGTH OF	OPP. STRENGTH	TEAM	ADJ.	CONF.	ADJ CONF.
Average RPI Loss:	166	RECORD	PCT. RANK	GAMES	SCHEDULE	OF SCHEDULE	RPI	RPI	RPI	RPI
DIV. I ONLY	5- 14	288	1- 0	231	209	292	292	21	21	
DIV. I NON-CONF.	3- 8	258	1- 0	161	201	258	258	18	18	
TOTALS	RPI 1-25	RPI 26-50	W-L RECORDS	RPI 51-100	RPI 101-150	RPI 150+				
5- 14	0- 1	0- 1	OVERALL	0- 1	1- 3	4- 8				
4- 6	0- 1	0- 1	HOME	0- 0	1- 2	3- 2				
1- 7	0- 0	0- 0	AWAY	0- 1	0- 1	1- 5				
0- 1	0- 0	0- 0	NEUTRAL	0- 0	0- 0	0- 1				
3- 8	0- 1	0- 1	NON-CONFERENCE	0- 1	0- 1	3- 4				
2- 4	0- 1	0- 1	HOME	0- 0	0- 0	2- 2				
1- 3	0- 0	0- 0	AWAY	0- 1	0- 1	1- 1				
0- 1	0- 0	0- 0	NEUTRAL	0- 0	0- 0	0- 1				
2- 6	0- 0	0- 0	CONFERENCE	0- 0	1- 2	1- 4				
2- 2	0- 0	0- 0	HOME	0- 0	1- 2	1- 0				
0- 4	0- 0	0- 0	AWAY	0- 0	0- 0	0- 4				
0- 0	0- 0	0- 0	NEUTRAL	0- 0	0- 0	0- 0				

RPI 1-25				RPI 26-50				RPI 51-100				RPI 101+ Team's RPI: 292			
RPI	S	Opponent	Score	RPI	S	Opponent	Score	RPI	S	Opponent	Score	RPI	S	Opponent	Score
11	H	Tennessee	51 58	26	H	Missouri	37 57	55	A	Arkansas St.	40 67	108	H	UNI	44 55
												111	A	Creighton	54 79
												112	H	Drake	56 87
												146	H	Southern Ill.	57 48
												164	A	Loyola Chicago	55 60
												166	H	Eastern Wash.	62 67
												177	H	Southeast Mo. St.	62 66
												225	N	Richmond	50 63
												255	A	Indiana St.	33 59
												263	H	Prairie View	64 36
												273	A	Tennessee Tech	48 54
												283	H	N.C. A&T	55 53
												291	H	Evansville	58 50
												312	A	Bradley	44 50
												316	A	FIU	76 62
												327	A	Illinois St.	49 70
LAST 12 Division I GAMES:															
316	A	FIU	76 62	108	H	UNI	44 55								
291	H	Evansville	58 50	327	A	Illinois St.	49 70								
146	H	Southern Ill.	57 48	255	A	Indiana St.	33 59								
312	A	Bradley	44 50	273	A	Tennessee Tech	48 54								
164	A	Loyola Chicago	55 60	283	H	N.C. A&T	55 53								
112	H	Drake	56 87	263	H	Prairie View	64 36								

Non-Div I Games:

Wichita St.

William & Mary

Through Games Of Jan. 24, 2016

Average RPI Win:	245	WON-LOST	WINNING	LAST 10	STRENGTH OF	OPP. STRENGTH	TEAM	ADJ.	CONF.	ADJ CONF.
Average RPI Loss:	137	RECORD	PCT. RANK	GAMES	SCHEDULE	OF SCHEDULE	RPI	RPI	RPI	RPI
DIV. I ONLY	12- 5	71	6- 4	329	188	161	161	13	13	
DIV. I NON-CONF.	9- 2	38	5- 1	341	282	156	156	11	11	
TOTALS	RPI 1-25	RPI 26-50	W-L RECORDS	RPI 51-100	RPI 101-150	RPI 150+				
12- 5	0- 0	0- 0	OVERALL	1- 2	0- 1	11- 2				
7- 1	0- 0	0- 0	HOME	1- 1	0- 0	6- 0				
5- 4	0- 0	0- 0	AWAY	0- 0	0- 0	5- 1				
0- 0	0- 0	0- 0	NEUTRAL	0- 0	0- 0	0- 0				
9- 2	0- 0	0- 0	NON-CONFERENCE	0- 0	0- 1	9- 1				
5- 0	0- 0	0- 0	HOME	0- 0	0- 0	5- 0				
4- 2	0- 0	0- 0	AWAY	0- 0	0- 1	4- 1				
0- 0	0- 0	0- 0	NEUTRAL	0- 0	0- 0	0- 0				
3- 3	0- 0	0- 0	CONFERENCE	1- 2	0- 0	2- 1				
2- 1	0- 0	0- 0	HOME	1- 1	0- 0	1- 0				
1- 2	0- 0	0- 0	AWAY	0- 1	0- 0	1- 1				
0- 0	0- 0	0- 0	NEUTRAL	0- 0	0- 0	0- 0				

RPI 1-25			RPI 26-50			RPI 51-100			RPI 101+			Team's RPI: 161
RPI	S	Opponent	Score	RPI	S	Opponent	Score	RPI	S	Opponent	Score	
						70	H James Madison	65 59	113	A VCU	47	73
						72	A Hofstra	45 75	168	H Old Dominion	75	64
						96	H Drexel	50 67	179	A Northeastern	68	69
									192	H Grambling	74	55
									225	A Richmond	50	56
									231	A Clemson	58	41
									240	H American	62	51
									250	H UNCW	77	65
									261	A Loyola Maryland	62	61
									268	A Towson	73	54
									281	H Wofford	75	55
									297	A Delaware St.	65	59
									337	A Mt. St. Mary's	76	74
									349	H Norfolk St.	67	47
LAST 12 Division I GAMES:												
250	H	UNCW	77 65	168	H	Old Dominion	75 64					
72	A	Hofstra	45 75	113	A	VCU	47 73					
179	A	Northeastern	68 69	349	H	Norfolk St.	67 47					
96	H	Drexel	50 67	231	A	Clemson	58 41					
268	A	Towson	73 54	281	H	Wofford	75 55					
70	H	James Madison	65 59	297	A	Delaware St.	65 59					

Non-Div I Games:

William & Mary

■ Loss,
■ Non-Conf,
■ S Site,
■ H Home
■ A Away
N Neutral

Winthrop

Through Games Of Jan. 24, 2016

Average RPI Win:	280	WON-LOST	WINNING	LAST 10	STRENGTH OF	OPP. STRENGTH	TEAM	ADJ.	CONF.	ADJ CONF.
Average RPI Loss:	152	RECORD	PCT. RANK	GAMES	SCHEDULE	OF SCHEDULE	RPI	RPI	RPI	RPI
DIV. I ONLY	3- 15	321	1- 9	129	242	285	285	26	26	
DIV. I NON-CONF.	1- 8	320	0- 3	40	75	236	236	27	27	
TOTALS	RPI 1-25	RPI 26-50	W-L RECORDS	RPI 51-100	RPI 101-150	RPI 150+				
3- 15	0- 1	0- 3	OVERALL	0- 1	0- 2	3- 8				
3- 3	0- 0	0- 0	HOME	0- 0	0- 0	3- 3				
0- 11	0- 1	0- 2	AWAY	0- 1	0- 2	0- 5				
0- 1	0- 0	0- 1	NEUTRAL	0- 0	0- 0	0- 0				
1- 8	0- 1	0- 3	NON-CONFERENCE	0- 1	0- 1	1- 2				
1- 0	0- 0	0- 0	HOME	0- 0	0- 0	1- 0				
0- 7	0- 1	0- 2	AWAY	0- 1	0- 1	0- 2				
0- 1	0- 0	0- 1	NEUTRAL	0- 0	0- 0	0- 0				
2- 7	0- 0	0- 0	CONFERENCE	0- 0	0- 1	2- 6				
2- 3	0- 0	0- 0	HOME	0- 0	0- 0	2- 3				
0- 4	0- 0	0- 0	AWAY	0- 0	0- 1	0- 3				
0- 0	0- 0	0- 0	NEUTRAL	0- 0	0- 0	0- 0				

RPI 1-25				RPI 26-50				RPI 51-100				RPI 101+ Team's RPI: 285			
RPI	S	Opponent	Score	RPI	S	Opponent	Score	RPI	S	Opponent	Score	RPI	S	Opponent	Score
2	A	South Carolina	37 86	28	A	Oklahoma	48 78	63	A	Auburn	33 76	118	A	Liberty	61 77
				35	N	Ohio	54 75					119	A	Akron	59 76
				39	A	Duke	50 78					170	A	UNC Asheville	55 63
												198	A	Col. of Charleston	63 77
												201	A	Radford	44 66
												206	A	Furman	52 71
												209	H	Gardner-Webb	81 62
												223	H	Presbyterian	48 59
												260	H	High Point	67 74
												282	H	Campbell	50 49
												304	H	Longwood	60 63
												315	A	Charleston So.	51 54
												348	H	N.C. Central	62 39
LAST 12 Division I GAMES:															
282	H	Campbell	50 49	170	A	UNC Asheville	55 63								
260	H	High Point	67 74	198	A	Col. of Charleston	63 77								
118	A	Liberty	61 77	63	A	Auburn	33 76								
223	H	Presbyterian	48 59	2	A	South Carolina	37 86								
201	A	Radford	44 66	209	H	Gardner-Webb	81 62								
304	H	Longwood	60 63	315	A	Charleston So.	51 54								

Non-Div I Games:

Winthrop

■ Loss,
 ■ Non-Conf, S Site,
 ■ Home
 ■ Away
 N Neutral

Average RPI Win:	163	WON-LOST	WINNING	LAST 10	STRENGTH OF	OPP. STRENGTH	TEAM	ADJ.	CONF.	ADJ CONF.
Average RPI Loss:	77	RECORD	PCT. RANK	GAMES	SCHEDULE	OF SCHEDULE	RPI	RPI	RPI	RPI
DIV. I ONLY	6- 12	249	3- 7	47	23	165	165	4	4	
DIV. I NON-CONF.	4- 6	201	1- 3	82	72	164	164	4	4	
TOTALS	RPI 1-25	RPI 26-50	W-L RECORDS	RPI 51-100	RPI 101-150	RPI 150+				
6- 12	0- 3	0- 4	OVERALL	1- 2	2- 2	3- 1				
4- 6	0- 2	0- 2	HOME	1- 1	1- 1	2- 0				
1- 6	0- 1	0- 2	AWAY	0- 1	1- 1	0- 1				
1- 0	0- 0	0- 0	NEUTRAL	0- 0	0- 0	1- 0				
4- 6	0- 1	0- 2	NON-CONFERENCE	0- 1	1- 1	3- 1				
2- 3	0- 1	0- 1	HOME	0- 0	0- 1	2- 0				
1- 3	0- 0	0- 1	AWAY	0- 1	1- 0	0- 1				
1- 0	0- 0	0- 0	NEUTRAL	0- 0	0- 0	1- 0				
2- 6	0- 2	0- 2	CONFERENCE	1- 1	1- 1	0- 0				
2- 3	0- 1	0- 1	HOME	1- 1	1- 0	0- 0				
0- 3	0- 1	0- 1	AWAY	0- 0	0- 1	0- 0				
0- 0	0- 0	0- 0	NEUTRAL	0- 0	0- 0	0- 0				

RPI 1-25				RPI 26-50				RPI 51-100				RPI 101+ Team's RPI: 165			
RPI	S	Opponent	Score	RPI	S	Opponent	Score	RPI	S	Opponent	Score	RPI	S	Opponent	Score
12	H	Green Bay	58 72	32	H	Florida	75 91	54	H	Indiana	73 69	112	H	Drake	70 89
21	A	Michigan St.	67 77	40	A	Rutgers	41 61	92	A	Marquette	61 77	129	H	Penn St.	82 62
25	H	Maryland	65 90	41	A	Dayton	64 87	95	H	Minnesota	77 84	134	A	Illinois	65 71
				48	H	Iowa	54 57					142	A	Wake Forest	64 51
												183	H	Louisiana Tech	79 65
												212	N	Delaware	54 52
												259	H	Northern Ill.	89 62
												267	A	San Diego St.	57 63
LAST 12 Division I GAMES:															
95	H	Minnesota	77 84	21	A	Michigan St.	67 77								
25	H	Maryland	65 90	54	H	Indiana	73 69								
134	A	Illinois	65 71	259	H	Northern Ill.	89 62								
48	H	Iowa	54 57	12	H	Green Bay	58 72								
129	H	Penn St.	82 62	32	H	Florida	75 91								
40	A	Rutgers	41 61	92	A	Marquette	61 77								

Non-Div I Games:

Wisconsin

■ Loss,
 ■ Non-Conf,
 ■ S Site,
 ■ H Home
 ■ A Away
 N Neutral

Average RPI Win:	285	WON-LOST	WINNING	LAST 10	STRENGTH OF	OPP. STRENGTH	TEAM	ADJ.	CONF.	ADJ CONF.
Average RPI Loss:	184	RECORD	PCT. RANK	GAMES	SCHEDULE	OF SCHEDULE	RPI	RPI	RPI	RPI
DIV. I ONLY	5- 11	267	4- 4	203	346	281	281	17	17	
DIV. I NON-CONF.	4- 8	234	3- 3	214	348	280	280	17	17	
TOTALS	RPI 1-25	RPI 26-50	W-L RECORDS	RPI 51-100	RPI 101-150	RPI 150+				
5- 11	0- 0	0- 0	OVERALL	0- 3	0- 1	5- 7				
4- 4	0- 0	0- 0	HOME	0- 1	0- 1	4- 2				
1- 7	0- 0	0- 0	AWAY	0- 2	0- 0	1- 5				
0- 0	0- 0	0- 0	NEUTRAL	0- 0	0- 0	0- 0				
4- 8	0- 0	0- 0	NON-CONFERENCE	0- 2	0- 0	4- 6				
4- 1	0- 0	0- 0	HOME	0- 0	0- 0	4- 1				
0- 7	0- 0	0- 0	AWAY	0- 2	0- 0	0- 5				
0- 0	0- 0	0- 0	NEUTRAL	0- 0	0- 0	0- 0				
1- 3	0- 0	0- 0	CONFERENCE	0- 1	0- 1	1- 1				
0- 3	0- 0	0- 0	HOME	0- 1	0- 1	0- 1				
1- 0	0- 0	0- 0	AWAY	0- 0	0- 0	1- 0				
0- 0	0- 0	0- 0	NEUTRAL	0- 0	0- 0	0- 0				

RPI 1-25				RPI 26-50				RPI 51-100				RPI 101+				Team's RPI: 281	
RPI	S	Opponent	Score	RPI	S	Opponent	Score	RPI	S	Opponent	Score	RPI	S	Opponent	Score		
								67	H	Chattanooga	40	53	144	H	ETSU	54	70
								75	A	Virginia Tech	42	73	161	A	William & Mary	55	75
								95	A	Minnesota	54	98	170	H	UNC Asheville	63	70
													201	H	Radford	79	70
													206	H	Furman	61	70
													209	A	Gardner-Webb	61	64
													276	A	UNCG	58	56
													289	A	Coastal Caro.	69	83
													294	A	South Carolina St.	47	60
													296	H	Kennesaw St.	70	59
													303	H	Jacksonville St.	66	54
													315	A	Charleston So.	64	74
													348	H	N.C. Central	60	37
LAST 12 Division I GAMES:																	
				276	A	UNCG	58	56					201	H	Radford	79	70
				206	H	Furman	61	70					348	H	N.C. Central	60	37
				144	H	ETSU	54	70					161	A	William & Mary	55	75
				67	H	Chattanooga	40	53					294	A	South Carolina St.	47	60
				296	H	Kennesaw St.	70	59					303	H	Jacksonville St.	66	54
				289	A	Coastal Caro.	69	83					75	A	Virginia Tech	42	73

Non-Div I Games: Montreat 83 48 Bluefield Col. 69 58

Wofford

Average RPI Win: 220	WON-LOST	WINNING	LAST 10	STRENGTH OF	OPP. STRENGTH	TEAM	ADJ.	CONF.	ADJ CONF.
Average RPI Loss: 66	RECORD	PCT. RANK	GAMES	SCHEDULE	OF SCHEDULE	RPI	RPI	RPI	RPI
DIV. I ONLY	13- 5	64	6- 3	174	125	105	105	14	14
DIV. I NON-CONF.	8- 3	77	2- 1	268	84	130	130	14	14
TOTALS	RPI 1-25	RPI 26-50	W-L RECORDS	RPI 51-100	RPI 101-150	RPI 150+			
13- 5	0- 1	1- 3	OVERALL	0- 0	0- 0	12- 1			
7- 3	0- 1	0- 1	HOME	0- 0	0- 0	7- 1			
4- 1	0- 0	0- 1	AWAY	0- 0	0- 0	4- 0			
2- 1	0- 0	1- 1	NEUTRAL	0- 0	0- 0	1- 0			
8- 3	0- 0	1- 3	NON-CONFERENCE	0- 0	0- 0	7- 0			
4- 1	0- 0	0- 1	HOME	0- 0	0- 0	4- 0			
2- 1	0- 0	0- 1	AWAY	0- 0	0- 0	2- 0			
2- 1	0- 0	1- 1	NEUTRAL	0- 0	0- 0	1- 0			
5- 2	0- 1	0- 0	CONFERENCE	0- 0	0- 0	5- 1			
3- 2	0- 1	0- 0	HOME	0- 0	0- 0	3- 1			
2- 0	0- 0	0- 0	AWAY	0- 0	0- 0	2- 0			
0- 0	0- 0	0- 0	NEUTRAL	0- 0	0- 0	0- 0			

RPI 1-25				RPI 26-50				RPI 51-100				RPI 101+ Team's RPI: 105			
RPI	S	Opponent	Score	RPI	S	Opponent	Score	RPI	S	Opponent	Score	RPI	S	Opponent	Score
12	H	Green Bay	58 63	33	N	George Washington	77 71					162	H	Butler	66 53
				47	H	Georgia	57 63					172	H	Milwaukee	60 82
				48	N	Iowa	77 83					180	H	Valparaiso	80 63
				49	A	Miami (FL)	67 80					187	H	Northern Ky.	66 61
												207	A	Eastern Ky.	71 69
												213	A	Detroit	89 71
												219	H	Ill.-Chicago	73 62
												228	N	Houston	75 61
												230	A	Oakland	77 72
												242	H	Austin Peay	77 56
												319	H	Lipscomb	92 65
												321	H	Southeastern La.	106 72
												325	A	Kent St.	73 68
LAST 12 Division I GAMES:															
12	H	Green Bay	58 63	219	H	Ill.-Chicago	73 62								
172	H	Milwaukee	60 82	47	H	Georgia	57 63								
230	A	Oakland	77 72	207	A	Eastern Ky.	71 69								
213	A	Detroit	89 71	162	H	Butler	66 53								
187	H	Northern Ky.	66 61	33	N	George Washington	77 71								
180	H	Valparaiso	80 63	228	N	Houston	75 61								

Non-Div I Games: Mt. St. Joseph 117 26 Cincinnati Christian 107 44

Wright St.

Wyoming

Through Games Of Jan. 24, 2016

Average RPI Win:	248	WON-LOST	WINNING	LAST 10	STRENGTH OF	OPP. STRENGTH	TEAM	ADJ.	CONF.	ADJ CONF.
Average RPI Loss:	177	RECORD	PCT. RANK	GAMES	SCHEDULE	OF SCHEDULE	RPI	RPI	RPI	RPI
DIV. I ONLY	9- 8	158	5- 5	323	179	235	235	19	19	
DIV. I NON-CONF.	6- 3	100	4- 0	206	175	126	126	19	19	
TOTALS	RPI 1-25	RPI 26-50	W-L RECORDS	RPI 51-100	RPI 101-150	RPI 150+				
9- 8	0- 0	0- 1	OVERALL	0- 1	1- 1	8- 5				
6- 3	0- 0	0- 1	HOME	0- 0	1- 0	5- 2				
3- 5	0- 0	0- 0	AWAY	0- 1	0- 1	3- 3				
0- 0	0- 0	0- 0	NEUTRAL	0- 0	0- 0	0- 0				
6- 3	0- 0	0- 1	NON-CONFERENCE	0- 1	0- 1	6- 0				
4- 1	0- 0	0- 1	HOME	0- 0	0- 0	4- 0				
2- 2	0- 0	0- 0	AWAY	0- 1	0- 1	2- 0				
0- 0	0- 0	0- 0	NEUTRAL	0- 0	0- 0	0- 0				
3- 5	0- 0	0- 0	CONFERENCE	0- 0	1- 0	2- 5				
2- 2	0- 0	0- 0	HOME	0- 0	1- 0	1- 2				
1- 3	0- 0	0- 0	AWAY	0- 0	0- 0	1- 3				
0- 0	0- 0	0- 0	NEUTRAL	0- 0	0- 0	0- 0				

RPI S	Opponent	Score	RPI S	Opponent	Score	RPI S	Opponent	Score	RPI S	Opponent	Score	Team's RPI: 235
50	H St. Mary's (CA)	64 70	76	A Gonzaga	57 61	123	A Idaho	57 61	147	H New Mexico	66 48	
						154	A Boise St.	49 58	163	H Montana St.	75 69	
						171	H Colorado	77 68	185	A UNLV	37 66	
						222	H Montana	68 61	237	H San Jose St.	66 67	
						247	H UC Santa Barbara	76 67	267	H San Diego St.	77 84	
						286	A Denver	75 64	320	A Nevada	65 68	
						320	H Nevada	68 53	333	A Cal St. Fullerton	61 56	
						339	A Air Force	67 45				
LAST 12 Division I GAMES:												
154	A Boise St.	49 58	320	H Nevada	68 53							
320	A Nevada	65 68	267	H San Diego St.	77 84							
147	H New Mexico	66 48	171	H Colorado	77 68							
237	H San Jose St.	66 67	163	H Montana St.	75 69							
185	A UNLV	37 66	222	H Montana	68 61							
339	A Air Force	67 45	286	A Denver	75 64							

Non-Div I Games: Chadron St. 81 53

Wyoming

 Loss,
 Non-Conf,
 S Site,
 H Home
 A Away
 N Neutral

Average RPI Win:	217	WON-LOST	WINNING	LAST 10	STRENGTH OF	OPP. STRENGTH	TEAM	ADJ.	CONF.	ADJ CONF.
Average RPI Loss:	61	RECORD	PCT. RANK	GAMES	SCHEDULE	OF SCHEDULE	RPI	RPI	RPI	RPI
DIV. I ONLY	14- 6	74	6- 4	258	84	135	135	6	6	
DIV. I NON-CONF.	9- 2	38	3- 0	337	222	198	198	6	6	
TOTALS	RPI 1-25	RPI 26-50	W-L RECORDS	RPI 51-100	RPI 101-150	RPI 150+				
14- 6	0- 1	0- 2	OVERALL	2- 2	1- 1	11- 0				
12- 2	0- 0	0- 1	HOME	2- 1	1- 0	9- 0				
2- 4	0- 0	0- 0	AWAY	0- 0	0- 0	2- 0				
0- 0	0- 0	0- 0	NEUTRAL	0- 0	0- 0	0- 0				
9- 2	0- 0	0- 0	NON-CONFERENCE	0- 2	0- 0	9- 0				
9- 1	0- 0	0- 0	HOME	0- 1	0- 0	9- 0				
0- 1	0- 0	0- 0	AWAY	0- 1	0- 0	0- 0				
0- 0	0- 0	0- 0	NEUTRAL	0- 0	0- 0	0- 0				
5- 4	0- 1	0- 2	CONFERENCE	2- 0	1- 1	2- 0				
3- 1	0- 0	0- 1	HOME	2- 0	1- 0	0- 0				
2- 3	0- 1	0- 1	AWAY	0- 0	0- 1	2- 0				
0- 0	0- 0	0- 0	NEUTRAL	0- 0	0- 0	0- 0				

RPI 1-25				RPI 26-50				RPI 51-100				RPI 101+ Team's RPI: 135			
RPI	S	Opponent	Score	RPI	S	Opponent	Score	RPI	S	Opponent	Score	RPI	S	Opponent	Score
23	A	Seton Hall	66 82	29	H	DePaul	53 70	61	H	Villanova	74 67	103	H	Georgetown	59 54
				34	A	St. John's (NY)	41 57	78	A	Michigan	54 92	111	A	Creighton	47 74
								89	H	Middle Tenn.	53 62	162	A	Butler	73 63
								92	H	Marquette	71 66	201	H	Radford	63 56
												210	H	Binghamton	64 55
												211	H	Cincinnati	65 56
												216	A	Providence	62 54
												273	H	Tennessee Tech	64 47
												291	H	Evansville	65 57
												296	H	Kennesaw St.	62 59
												298	H	UMES	61 56
												306	H	Howard	70 47
												321	H	Southeastern La.	67 27
LAST 12 Division I GAMES:															
34	A	St. John's (NY)	41 57	162	A	Butler	73 63								
23	A	Seton Hall	66 82	61	H	Villanova	74 67								
29	H	DePaul	53 70	103	H	Georgetown	59 54								
92	H	Marquette	71 66	296	H	Kennesaw St.	62 59								
216	A	Providence	62 54	306	H	Howard	70 47								
111	A	Creighton	47 74	211	H	Cincinnati	65 56								

Non-Div I Games:

Xavier

Average RPI Win:	234	WON-LOST	WINNING	LAST 10	STRENGTH OF	OPP. STRENGTH	TEAM	ADJ.	CONF.	ADJ CONF.
Average RPI Loss:	60	RECORD	PCT. RANK	GAMES	SCHEDULE	OF SCHEDULE	RPI	RPI	RPI	RPI
DIV. I ONLY	10- 8	140	6- 4	56	183	93	93	12	12	
DIV. I NON-CONF.	8- 8	160	5- 5	106	132	140	140	13	13	
TOTALS	RPI 1-25	RPI 26-50	W-L RECORDS	RPI 51-100	RPI 101-150	RPI 150+				
10- 8	0- 0	0- 4	OVERALL	1- 3	1- 1	8- 0				
7- 1	0- 0	0- 0	HOME	1- 1	0- 0	6- 0				
1- 6	0- 0	0- 3	AWAY	0- 2	0- 1	1- 0				
2- 1	0- 0	0- 1	NEUTRAL	0- 0	1- 0	1- 0				
8- 8	0- 0	0- 4	NON-CONFERENCE	1- 3	1- 1	6- 0				
6- 1	0- 0	0- 0	HOME	1- 1	0- 0	5- 0				
0- 6	0- 0	0- 3	AWAY	0- 2	0- 1	0- 0				
2- 1	0- 0	0- 1	NEUTRAL	0- 0	1- 0	1- 0				
2- 0	0- 0	0- 0	CONFERENCE	0- 0	0- 0	2- 0				
1- 0	0- 0	0- 0	HOME	0- 0	0- 0	1- 0				
1- 0	0- 0	0- 0	AWAY	0- 0	0- 0	1- 0				
0- 0	0- 0	0- 0	NEUTRAL	0- 0	0- 0	0- 0				

RPI S	Opponent	Score	RPI S	Opponent	Score	RPI S	Opponent	Score	RPI S	Opponent	Score
34	A St. John's (NY)	56 69	41	A Dayton	75 81	42	N West Virginia	60 70	44	A Albany (NY)	70 74
109	A North Carolina	63 70	131	N Iona	63 48	189	A Brown	48 39	189	H Brown	81 54
243	H Manhattan	62 36	246	H New Hampshire	63 46	265	H Holy Cross	69 59	307	N Fairleigh Dickinson	77 58
327	H Illinois St.	60 47	340	H Wagner	78 60						
LAST 12 Division I GAMES:											
189	A Brown	48 39	327	H Illinois St.	60 47	100	H Stony Brook	62 57	34	A St. John's (NY)	56 69
189	H Brown	81 54	400	H Stony Brook	62 57	340	H Wagner	78 60	80	H Army West Point	61 65
74	A Boston College	60 73	243	H Manhattan	62 36						
246	H New Hampshire	63 46									
44	A Albany (NY)	70 74									
54	A Indiana	60 76									

Non-Div I Games: Albertus Magnus 67 34

Yale

Average RPI Win:	217	WON-LOST	WINNING	LAST 10	STRENGTH OF	OPP. STRENGTH	TEAM	ADJ.	CONF.	ADJ CONF.
Average RPI Loss:	148	RECORD	PCT. RANK	GAMES	SCHEDULE	OF SCHEDULE	RPI	RPI	RPI	RPI
DIV. I ONLY	11- 5	77	4- 4	195	228	102	102	14	14	
DIV. I NON-CONF.	7- 2	58	2- 2	248	263	95	95	14	14	
TOTALS	RPI 1-25	RPI 26-50	W-L RECORDS	RPI 51-100	RPI 101-150	RPI 150+				
11- 5	0- 1	0- 0	OVERALL	0- 0	1- 2	10- 2				
6- 1	0- 1	0- 0	HOME	0- 0	0- 0	6- 0				
5- 4	0- 0	0- 0	AWAY	0- 0	1- 2	4- 2				
0- 0	0- 0	0- 0	NEUTRAL	0- 0	0- 0	0- 0				
7- 2	0- 0	0- 0	NON-CONFERENCE	0- 0	1- 2	6- 0				
5- 0	0- 0	0- 0	HOME	0- 0	0- 0	5- 0				
2- 2	0- 0	0- 0	AWAY	0- 0	1- 2	1- 0				
0- 0	0- 0	0- 0	NEUTRAL	0- 0	0- 0	0- 0				
4- 3	0- 1	0- 0	CONFERENCE	0- 0	0- 0	4- 2				
1- 1	0- 1	0- 0	HOME	0- 0	0- 0	1- 0				
3- 2	0- 0	0- 0	AWAY	0- 0	0- 0	3- 2				
0- 0	0- 0	0- 0	NEUTRAL	0- 0	0- 0	0- 0				

RPI 1-25				RPI 26-50				RPI 51-100				RPI 101+ Team's RPI: 102			
RPI	S	Opponent	Score	RPI	S	Opponent	Score	RPI	S	Opponent	Score	RPI	S	Opponent	Score
12	H	Green Bay	60 68									115	A	Bucknell	55 47
												119	A	Akron	49 74
												129	A	Penn St.	51 68
												172	H	Milwaukee	69 67
												180	A	Valparaiso	60 65
												201	H	Radford	54 53
												202	H	Canisius	53 51
												205	H	Robert Morris	55 46
												213	A	Detroit	72 70
												219	A	Ill.-Chicago	69 64
												224	H	Tennessee St.	69 58
												230	A	Oakland	96 77
												280	A	Niagara	71 54
												299	A	Cleveland St.	68 75
												325	H	Kent St.	91 61
LAST 12 Division I GAMES:															
180	A	Valparaiso	60 65	224	H	Tennessee St.	69 58								
219	A	Ill.-Chicago	69 64	119	A	Akron	49 74								
299	A	Cleveland St.	68 75	325	H	Kent St.	91 61								
12	H	Green Bay	60 68	129	A	Penn St.	51 68								
172	H	Milwaukee	69 67	115	A	Bucknell	55 47								
213	A	Detroit	72 70	230	A	Oakland	96 77								

Non-Div I Games: Lake Erie 89 61 Salem Int'l 80 40

Youngstown St.

Loss, Non-Conf, S Site, H Home A Away N Neutral