

Average RPI Win: 204		WON-LOST	WINNING	LAST 10	STRENGTH OF	OPP. STRENGTH	TEAM	ADJ.	CONF.	ADJ CONF.
Average RPI Loss: 189		RECORD	PCT. RANK	GAMES	SCHEDULE	OF SCHEDULE	RPI	RPI	RPI	RPI
DIV. I ONLY		2- 12	321	0- 10	247	297	332	332	26	26
DIV. I NON-CONF.		2- 7	280	1- 5	234	281	320	320	25	25
TOTALS		RPI 1-25	RPI 26-50	W-L RECORDS	RPI 51-100	RPI 101-150	RPI 150+			
2- 12	0- 0		0- 0	OVERALL	0- 0	0- 5	2- 7			
2- 6	0- 0		0- 0	HOME	0- 0	0- 2	2- 4			
0- 5	0- 0		0- 0	AWAY	0- 0	0- 2	0- 3			
0- 1	0- 0		0- 0	NEUTRAL	0- 0	0- 1	0- 0			
2- 7	0- 0		0- 0	NON-CONFERENCE	0- 0	0- 2	2- 5			
2- 4	0- 0		0- 0	HOME	0- 0	0- 1	2- 3			
0- 2	0- 0		0- 0	AWAY	0- 0	0- 0	0- 2			
0- 1	0- 0		0- 0	NEUTRAL	0- 0	0- 1	0- 0			
0- 5	0- 0		0- 0	CONFERENCE	0- 0	0- 3	0- 2			
0- 2	0- 0		0- 0	HOME	0- 0	0- 1	0- 1			
0- 3	0- 0		0- 0	AWAY	0- 0	0- 2	0- 1			
0- 0	0- 0		0- 0	NEUTRAL	0- 0	0- 0	0- 0			

RPI 1-25				RPI 26-50				RPI 51-100				RPI 101+				Team's RPI: 332	
RPI	S	Opponent	Score	RPI	S	Opponent	Score	RPI	S	Opponent	Score	RPI	S	Opponent	Score		
												114	N	New Mexico St.	51	70	
												115	A	McNeese St.	51	72	
												122	A	Northwestern St.	43	60	
												123	H	Central Ark.	55	66	
												138	H	East Carolina	46	82	
												156	H	Cal Poly	45	56	
												163	H	UTRGV	49	46	
												186	H	UNLV	51	65	
												191	A	Fordham	49	67	
												218	H	Houston	73	76	
												245	H	Rice	60	55	
												255	A	Texas Southern	43	51	
												326	A	Lamar	70	75	
												327	H	Nicholls St.	62	64	
LAST 12 Division I GAMES:																	
				327	H	Nicholls St.	62	64	191	A	Fordham	49	67				
				122	A	Northwestern St.	43	60	255	A	Texas Southern	43	51				
				115	A	McNeese St.	51	72	218	H	Houston	73	76				
				326	A	Lamar	70	75	186	H	UNLV	51	65				
				123	H	Central Ark.	55	66	163	H	UTRGV	49	46				
				114	N	New Mexico St.	51	70	245	H	Rice	60	55				

Non-Div I Games:	Western N.M.	57	42	Angelo St.	80	85
------------------	--------------	----	----	------------	----	----

A&M-Corpus Christi

■ Loss, ■ Non-Conf, S Site, H Home A Away N Neutral

Average RPI Win:	183	WON-LOST	WINNING	LAST 10	STRENGTH OF	OPP. STRENGTH	TEAM	ADJ.	CONF.	ADJ CONF.
Average RPI Loss:	79	RECORD	PCT. RANK	GAMES	SCHEDULE	OF SCHEDULE	RPI	RPI	RPI	RPI
DIV. I ONLY	10- 2	18	9- 0	64	205	18	18	26	26	
DIV. I NON-CONF.	5- 2	87	4- 1	53	114	23	23	25	25	
TOTALS	RPI 1-25	RPI 26-50	W-L RECORDS	RPI 51-100	RPI 101-150	RPI 150+				
10- 2	0- 0	0- 1	OVERALL	1- 0	4- 1	5- 0				
3- 0	0- 0	0- 0	HOME	0- 0	2- 0	1- 0				
5- 2	0- 0	0- 1	AWAY	0- 0	2- 1	3- 0				
2- 0	0- 0	0- 0	NEUTRAL	1- 0	0- 0	1- 0				
5- 2	0- 0	0- 1	NON-CONFERENCE	1- 0	1- 1	3- 0				
1- 0	0- 0	0- 0	HOME	0- 0	0- 0	1- 0				
2- 2	0- 0	0- 1	AWAY	0- 0	1- 1	1- 0				
2- 0	0- 0	0- 0	NEUTRAL	1- 0	0- 0	1- 0				
5- 0	0- 0	0- 0	CONFERENCE	0- 0	3- 0	2- 0				
2- 0	0- 0	0- 0	HOME	0- 0	2- 0	0- 0				
3- 0	0- 0	0- 0	AWAY	0- 0	1- 0	2- 0				
0- 0	0- 0	0- 0	NEUTRAL	0- 0	0- 0	0- 0				

RPI S	Opponent	Score	RPI S	Opponent	Score	RPI S	Opponent	Score	RPI S	Opponent	Score
46	A Kansas St.	45 76	86	N Eastern Mich.	83 59	112	A Texas Tech	65 71	115	H McNeese St.	79 62
						118	A Idaho	71 59	122	H Northwestern St.	67 46
						123	A Central Ark.	61 49	206	A Eastern Wash.	72 60
						226	N Grand Canyon	75 71	247	H UTSA	79 60
						256	A Stephen F. Austin	85 70	327	A Nicholls St.	71 68
LAST 12 Division I GAMES:											
256	A Stephen F. Austin	85 70	206	A Eastern Wash.	72 60						
115	H McNeese St.	79 62	86	N Eastern Mich.	83 59						
327	A Nicholls St.	71 68	226	N Grand Canyon	75 71						
122	H Northwestern St.	67 46	112	A Texas Tech	65 71						
123	A Central Ark.	61 49	247	H UTSA	79 60						
118	A Idaho	71 59	46	A Kansas St.	45 76						

Non-Div I Games: Southwest (NM) 91 39 Schreiner 79 51 Wayland Baptist 96 71 Missouri Valley 96 35

Abilene Christian

Loss, Non-Conf, S Site, H Home A Away N Neutral

Average RPI Win:	0	WON-LOST	WINNING	LAST 10	STRENGTH OF	OPP. STRENGTH	TEAM	ADJ.	CONF.	ADJ CONF.
Average RPI Loss:	196	RECORD	PCT. RANK	GAMES	SCHEDULE	OF SCHEDULE	RPI	RPI	RPI	RPI
DIV. I ONLY	0- 16	347	0- 10	266	250	344	344	18	18	
DIV. I NON-CONF.	0- 11	338	0- 7	204	252	336	336	19	19	
TOTALS	RPI 1-25	RPI 26-50	W-L RECORDS	RPI 51-100	RPI 101-150	RPI 150+				
0- 16	0- 0	0- 0	OVERALL	0- 4	0- 0	0- 12				
0- 6	0- 0	0- 0	HOME	0- 1	0- 0	0- 5				
0- 10	0- 0	0- 0	AWAY	0- 3	0- 0	0- 7				
0- 0	0- 0	0- 0	NEUTRAL	0- 0	0- 0	0- 0				
0- 11	0- 0	0- 0	NON-CONFERENCE	0- 4	0- 0	0- 7				
0- 3	0- 0	0- 0	HOME	0- 1	0- 0	0- 2				
0- 8	0- 0	0- 0	AWAY	0- 3	0- 0	0- 5				
0- 0	0- 0	0- 0	NEUTRAL	0- 0	0- 0	0- 0				
0- 5	0- 0	0- 0	CONFERENCE	0- 0	0- 0	0- 5				
0- 3	0- 0	0- 0	HOME	0- 0	0- 0	0- 3				
0- 2	0- 0	0- 0	AWAY	0- 0	0- 0	0- 2				
0- 0	0- 0	0- 0	NEUTRAL	0- 0	0- 0	0- 0				

RPI 1-25				RPI 26-50				RPI 51-100				RPI 101+				Team's RPI: 344	
RPI	S	Opponent	Score	RPI	S	Opponent	Score	RPI	S	Opponent	Score	RPI	S	Opponent	Score		
								54	A	Vanderbilt	29	86	173	A	George Mason	52	69
								72	A	Gonzaga	35	88	186	H	UNLV	56	60
								73	A	Santa Clara	34	68	206	A	Eastern Wash.	44	65
								86	H	Eastern Mich.	59	72	210	A	UC Davis	40	66
													214	H	Wyoming	45	67
													215	H	Utah St.	53	66
													226	H	Grand Canyon	39	73
													228	A	San Jose St.	60	81
													250	A	Navy	46	64
													288	H	Denver	48	57
													329	A	Southern Utah	56	75
													330	A	Nevada	57	68
LAST 12 Division I GAMES:																	
186	H	UNLV	56	60	173	A	George Mason	52	69								
215	H	Utah St.	53	66	329	A	Southern Utah	56	75								
330	A	Nevada	57	68	226	H	Grand Canyon	39	73								
214	H	Wyoming	45	67	86	H	Eastern Mich.	59	72								
228	A	San Jose St.	60	81	54	A	Vanderbilt	29	86								
250	A	Navy	46	64	210	A	UC Davis	40	66								

Non-Div I Games:

Air Force

■ Loss,
 ■ Non-Conf,
 ■ S Site,
 ■ H Home
 ■ A Away
 N Neutral

Average RPI Win: 179	WON-LOST	WINNING	LAST 10	STRENGTH OF	OPP. STRENGTH	TEAM	ADJ.	CONF.	ADJ CONF.
Average RPI Loss: 126	RECORD	PCT. RANK	GAMES	SCHEDULE	OF SCHEDULE	RPI	RPI	RPI	RPI
DIV. I ONLY	8- 7	154	7- 3	122	113	129	129	10	10
DIV. I NON-CONF.	5- 5	160	4- 2	164	62	146	146	11	11
TOTALS	RPI 1-25	RPI 26-50	W-L RECORDS	RPI 51-100	RPI 101-150	RPI 150+			
8- 7	0- 0	0- 0	OVERALL	3- 2	0- 3	5- 2			
3- 3	0- 0	0- 0	HOME	1- 1	0- 1	2- 1			
5- 2	0- 0	0- 0	AWAY	2- 1	0- 1	3- 0			
0- 2	0- 0	0- 0	NEUTRAL	0- 0	0- 1	0- 1			
5- 5	0- 0	0- 0	NON-CONFERENCE	1- 2	0- 2	4- 1			
3- 1	0- 0	0- 0	HOME	1- 1	0- 0	2- 0			
2- 2	0- 0	0- 0	AWAY	0- 1	0- 1	2- 0			
0- 2	0- 0	0- 0	NEUTRAL	0- 0	0- 1	0- 1			
3- 2	0- 0	0- 0	CONFERENCE	2- 0	0- 1	1- 1			
0- 2	0- 0	0- 0	HOME	0- 0	0- 1	0- 1			
3- 0	0- 0	0- 0	AWAY	2- 0	0- 0	1- 0			
0- 0	0- 0	0- 0	NEUTRAL	0- 0	0- 0	0- 0			

RPI 1-25			RPI 26-50			RPI 51-100			RPI 101+			Team's RPI: 129
RPI	S	Opponent	Score	RPI	S	Opponent	Score	RPI	S	Opponent	Score	
						53 H FGCU	64 82	110 A Fla. Atlantic		77 91		
						63 A San Diego	65 86	117 H Central Mich.		77 97		
						86 A Eastern Mich.	68 65	141 N UNI		51 59		
						90 H Youngstown St.	74 49	161 N Northern Colo.		65 78		
						94 A Buffalo	69 61	179 A Northern Ky.		77 75		
								201 A Valparaiso		85 74		
								237 H Northern Ill.		58 65		
								246 H UCF		74 54		
								251 A Bowling Green		71 55		
								286 H Winthrop		76 59		
LAST 12 Division I GAMES:												
						94 A Buffalo	69 61	179 A Northern Ky.		77 75		
						251 A Bowling Green	71 55	141 N UNI		51 59		
						117 H Central Mich.	77 97	201 A Valparaiso		85 74		
						86 A Eastern Mich.	68 65	246 H UCF		74 54		
						237 H Northern Ill.	58 65	63 A San Diego		65 86		
						90 H Youngstown St.	74 49	161 N Northern Colo.		65 78		

Non-Div I Games: Rochester College 103 37

Akron

 Loss,
 Non-Conf,
 S Site,
 H Home
 A Away
N Neutral

Alabama

Through Games Of Jan. 17, 2016

Average RPI Win:	224	WON-LOST	WINNING	LAST 10	STRENGTH OF	OPP. STRENGTH	TEAM	ADJ.	CONF.	ADJ CONF.
Average RPI Loss:	63	RECORD	PCT. RANK	GAMES	SCHEDULE	OF SCHEDULE	RPI	RPI	RPI	RPI
DIV. I ONLY	13- 5	61	6- 4	269	87	133	133	3	3	
DIV. I NON-CONF.	11- 2	28	5- 2	339	187	150	150	2	2	
TOTALS	RPI 1-25	RPI 26-50	W-L RECORDS	RPI 51-100	RPI 101-150	RPI 150+				
13- 5	0- 1	1- 0	OVERALL	1- 3	2- 1	9- 0				
11- 1	0- 0	1- 0	HOME	0- 1	2- 0	8- 0				
0- 4	0- 1	0- 0	AWAY	0- 2	0- 1	0- 0				
2- 0	0- 0	0- 0	NEUTRAL	1- 0	0- 0	1- 0				
11- 2	0- 0	0- 0	NON-CONFERENCE	1- 1	1- 1	9- 0				
9- 0	0- 0	0- 0	HOME	0- 0	1- 0	8- 0				
0- 2	0- 0	0- 0	AWAY	0- 1	0- 1	0- 0				
2- 0	0- 0	0- 0	NEUTRAL	1- 0	0- 0	1- 0				
2- 3	0- 1	1- 0	CONFERENCE	0- 2	1- 0	0- 0				
2- 1	0- 0	1- 0	HOME	0- 1	1- 0	0- 0				
0- 2	0- 1	0- 0	AWAY	0- 1	0- 0	0- 0				
0- 0	0- 0	0- 0	NEUTRAL	0- 0	0- 0	0- 0				

RPI 1-25				RPI 26-50				RPI 51-100				RPI 101+ Team's RPI: 133			
RPI	S	Opponent	Score	RPI	S	Opponent	Score	RPI	S	Opponent	Score	RPI	S	Opponent	Score
7	A	Kentucky	48 73	41	H	Georgia	64 50	54	H	Vanderbilt	48 54	109	A	Georgia Tech	58 70
								59	A	Auburn	59 72	126	H	Georgetown	78 66
								87	A	UT Martin	65 83	127	H	LSU	62 45
								97	N	Middle Tenn.	64 46	196	H	Grambling	72 57
												222	N	Utah Valley	67 60
												239	H	Appalachian St.	93 59
												257	H	Georgia St.	72 56
												295	H	Alcorn	97 50
												308	H	North Florida	69 47
												315	H	Lipscomb	68 49
												343	H	Mississippi Val.	98 35
												345	H	Alabama A&M	96 44
LAST 12 Division I GAMES:															
41	H	Georgia	64 50	196	H	Grambling	72 57								
59	A	Auburn	59 72	109	A	Georgia Tech	58 70								
54	H	Vanderbilt	48 54	308	H	North Florida	69 47								
7	A	Kentucky	48 73	126	H	Georgetown	78 66								
127	H	LSU	62 45	295	H	Alcorn	97 50								
315	H	Lipscomb	68 49	87	A	UT Martin	65 83								

Non-Div I Games:

Alabama

■ Loss,
 ■ Non-Conf, S Site,
 ■ Home
 ■ Away
 N Neutral

Alabama A&M

Through Games Of Jan. 17, 2016

Average RPI Win:	341	WON-LOST	WINNING	LAST 10	STRENGTH OF	OPP. STRENGTH	TEAM	ADJ.	CONF.	ADJ CONF.
Average RPI Loss:	201	RECORD	PCT. RANK	GAMES	SCHEDULE	OF SCHEDULE	RPI	RPI	RPI	RPI
DIV. I ONLY	2- 12	321	2- 7	301	341	345	345	31	31	
DIV. I NON-CONF.	0- 9	338	0- 6	139	328	328	328	30	30	
TOTALS	RPI 1-25	RPI 26-50	W-L RECORDS	RPI 51-100	RPI 101-150	RPI 150+				
2- 12	0- 0	0- 0	OVERALL	0- 1	0- 2	2- 9				
2- 5	0- 0	0- 0	HOME	0- 1	0- 1	2- 3				
0- 7	0- 0	0- 0	AWAY	0- 0	0- 1	0- 6				
0- 0	0- 0	0- 0	NEUTRAL	0- 0	0- 0	0- 0				
0- 9	0- 0	0- 0	NON-CONFERENCE	0- 1	0- 2	0- 6				
0- 5	0- 0	0- 0	HOME	0- 1	0- 1	0- 3				
0- 4	0- 0	0- 0	AWAY	0- 0	0- 1	0- 3				
0- 0	0- 0	0- 0	NEUTRAL	0- 0	0- 0	0- 0				
2- 3	0- 0	0- 0	CONFERENCE	0- 0	0- 0	2- 3				
2- 0	0- 0	0- 0	HOME	0- 0	0- 0	2- 0				
0- 3	0- 0	0- 0	AWAY	0- 0	0- 0	0- 3				
0- 0	0- 0	0- 0	NEUTRAL	0- 0	0- 0	0- 0				

RPI 1-25				RPI 26-50				RPI 51-100				RPI 101+ Team's RPI: 345					
RPI	S	Opponent	Score	RPI	S	Opponent	Score	RPI	S	Opponent	Score	RPI	S	Opponent	Score		
								88	H	Saint Louis	60	91	121	H	Belmont	28	78
													133	A	Alabama	44	96
													158	H	Samford	30	54
													166	H	Southeast Mo. St.	58	69
													167	A	Marshall	45	81
													172	A	Ole Miss	42	103
													196	A	Grambling	56	75
													281	A	Morehead St.	69	112
													293	A	Jackson St.	58	59
													299	H	Murray St.	59	76
													338	H	Ark.-Pine Bluff	78	70
													340	A	Alabama St.	50	86
													343	H	Mississippi Val.	79	68
LAST 12 Division I GAMES:																	
340	A	Alabama St.	50	86	281	A	Morehead St.	69	112								
343	H	Mississippi Val.	79	68	88	H	Saint Louis	60	91								
338	H	Ark.-Pine Bluff	78	70	167	A	Marshall	45	81								
293	A	Jackson St.	58	59	158	H	Samford	30	54								
196	A	Grambling	56	75	121	H	Belmont	28	78								
172	A	Ole Miss	42	103	166	H	Southeast Mo. St.	58	69								

Non-Div I Games: Tuskegee 66 55

Alabama A&M

■ Loss,
 ■ Non-Conf, S Site,
 ■ Home
 ■ Away
 N Neutral

Alabama St.

Through Games Of Jan. 17, 2016

Average RPI Win:	311	WON-LOST	WINNING	LAST 10	STRENGTH OF	OPP. STRENGTH	TEAM	ADJ.	CONF.	ADJ CONF.
Average RPI Loss:	198	RECORD	PCT. RANK	GAMES	SCHEDULE	OF SCHEDULE	RPI	RPI	RPI	RPI
DIV. I ONLY	4- 9	264	3- 6	340	323	340	340	31	31	
DIV. I NON-CONF.	1- 7	318	1- 5	257	280	330	330	30	30	
TOTALS	RPI 1-25	RPI 26-50	W-L RECORDS	RPI 51-100	RPI 101-150	RPI 150+				
4- 9	0- 0	0- 0	OVERALL	0- 0	0- 3	4- 6				
3- 4	0- 0	0- 0	HOME	0- 0	0- 1	3- 3				
0- 4	0- 0	0- 0	AWAY	0- 0	0- 2	0- 2				
1- 1	0- 0	0- 0	NEUTRAL	0- 0	0- 0	1- 1				
1- 7	0- 0	0- 0	NON-CONFERENCE	0- 0	0- 3	1- 4				
0- 4	0- 0	0- 0	HOME	0- 0	0- 1	0- 3				
0- 2	0- 0	0- 0	AWAY	0- 0	0- 2	0- 0				
1- 1	0- 0	0- 0	NEUTRAL	0- 0	0- 0	1- 1				
3- 2	0- 0	0- 0	CONFERENCE	0- 0	0- 0	3- 2				
3- 0	0- 0	0- 0	HOME	0- 0	0- 0	3- 0				
0- 2	0- 0	0- 0	AWAY	0- 0	0- 0	0- 2				
0- 0	0- 0	0- 0	NEUTRAL	0- 0	0- 0	0- 0				

RPI 1-25			RPI 26-50			RPI 51-100			RPI 101+			Team's RPI: 340
RPI	S	Opponent	Score	RPI	S	Opponent	Score	RPI	S	Opponent	Score	
								109	A	Georgia Tech	54	80
								131	A	Southern Miss.	44	65
								140	H	Troy	59	73
								158	H	Samford	35	54
								196	A	Grambling	69	89
								203	N	Tennessee St.	64	74
								217	N	Siena	57	53
								266	H	South Ala.	43	47
								285	H	Savannah St.	49	60
								293	A	Jackson St.	69	70
								338	H	Ark.-Pine Bluff	72	63
								343	H	Mississippi Val.	100	50
								345	H	Alabama A&M	86	50
LAST 12 Division I GAMES:												
345	H	Alabama A&M	86	50	140	H	Troy	59	73			
338	H	Ark.-Pine Bluff	72	63	285	H	Savannah St.	49	60			
343	H	Mississippi Val.	100	50	266	H	South Ala.	43	47			
196	A	Grambling	69	89	109	A	Georgia Tech	54	80			
293	A	Jackson St.	69	70	217	N	Siena	57	53			
158	H	Samford	35	54	203	N	Tennessee St.	64	74			

Non-Div I Games: Mobile 71 56

Alabama St.

■ Loss,
 ■ Non-Conf,
 ■ S Site,
 ■ Home
 ■ A Away
 N Neutral

Albany (NY)

Through Games Of Jan. 17, 2016

Average RPI Win:	210	WON-LOST	WINNING	LAST 10	STRENGTH OF	OPP. STRENGTH	TEAM	ADJ.	CONF.	ADJ CONF.
Average RPI Loss:	40	RECORD	PCT. RANK	GAMES	SCHEDULE	OF SCHEDULE	RPI	RPI	RPI	RPI
DIV. I ONLY	13- 3	28	8- 2	136	183	49	49	15	15	
DIV. I NON-CONF.	9- 3	69	5- 3	133	156	46	46	16	16	
TOTALS	RPI 1-25	RPI 26-50	W-L RECORDS	RPI 51-100	RPI 101-150	RPI 150+				
13- 3	0- 2	0- 0	OVERALL	0- 1	3- 0	10- 0				
5- 0	0- 0	0- 0	HOME	0- 0	2- 0	3- 0				
6- 3	0- 2	0- 0	AWAY	0- 1	0- 0	6- 0				
2- 0	0- 0	0- 0	NEUTRAL	0- 0	1- 0	1- 0				
9- 3	0- 2	0- 0	NON-CONFERENCE	0- 1	2- 0	7- 0				
3- 0	0- 0	0- 0	HOME	0- 0	1- 0	2- 0				
4- 3	0- 2	0- 0	AWAY	0- 1	0- 0	4- 0				
2- 0	0- 0	0- 0	NEUTRAL	0- 0	1- 0	1- 0				
4- 0	0- 0	0- 0	CONFERENCE	0- 0	1- 0	3- 0				
2- 0	0- 0	0- 0	HOME	0- 0	1- 0	1- 0				
2- 0	0- 0	0- 0	AWAY	0- 0	0- 0	2- 0				
0- 0	0- 0	0- 0	NEUTRAL	0- 0	0- 0	0- 0				

RPI 1-25				RPI 26-50		Team's RPI: 49		RPI 51-100				RPI 101+			
RPI	S	Opponent	Score	RPI	S	Opponent	Score	RPI	S	Opponent	Score	RPI	S	Opponent	Score
13	A	Tennessee	55 63					91	A	Army West Point	62 65	106	H	Maine	64 59
17	A	Southern California	67 68									111	N	Toledo	63 55
												124	H	Yale	74 70
												185	A	Rhode Island	67 58
												187	A	UMBC	77 42
												210	N	UC Davis	80 70
												211	H	Providence	71 58
												217	A	Siena	61 42
												234	A	Fairfield	62 50
												235	A	New Hampshire	78 52
												268	H	Pepperdine	64 49
												297	H	Vermont	72 43
												348	A	Boston U.	83 43
LAST 12 Division I GAMES:															
106	H	Maine	64 59	210	N	UC Davis	80 70								
235	A	New Hampshire	78 52	217	A	Siena	61 42								
297	H	Vermont	72 43	234	A	Fairfield	62 50								
187	A	UMBC	77 42	91	A	Army West Point	62 65								
124	H	Yale	74 70	211	H	Providence	71 58								
17	A	Southern California	67 68	13	A	Tennessee	55 63								

Non-Div I Games:

Albany (NY)

Loss, Non-Conf, S Site, H Home A Away N Neutral

Average RPI Win:	343	WON-LOST	WINNING	LAST 10	STRENGTH OF	OPP. STRENGTH	TEAM	ADJ.	CONF.	ADJ CONF.
Average RPI Loss:	172	RECORD	PCT. RANK	GAMES	SCHEDULE	OF SCHEDULE	RPI	RPI	RPI	RPI
DIV. I ONLY	1- 12	339	1- 8	127	342	295	295	31	31	
DIV. I NON-CONF.	0- 8	338	0- 6	15	301	258	258	30	30	
TOTALS	RPI 1-25	RPI 26-50	W-L RECORDS	RPI 51-100	RPI 101-150	RPI 150+				
1- 12	0- 0	0- 0	OVERALL	0- 3	0- 4	1- 5				
0- 2	0- 0	0- 0	HOME	0- 0	0- 0	0- 2				
1- 10	0- 0	0- 0	AWAY	0- 1	0- 3	1- 2				
0- 0	0- 0	0- 0	NEUTRAL	0- 0	0- 0	0- 0				
0- 8	0- 0	0- 0	NON-CONFERENCE	0- 3	0- 4	0- 1				
0- 0	0- 0	0- 0	HOME	0- 0	0- 0	0- 0				
0- 8	0- 0	0- 0	AWAY	0- 3	0- 4	0- 1				
0- 0	0- 0	0- 0	NEUTRAL	0- 0	0- 0	0- 0				
1- 4	0- 0	0- 0	CONFERENCE	0- 0	0- 0	1- 4				
0- 2	0- 0	0- 0	HOME	0- 0	0- 0	0- 2				
1- 2	0- 0	0- 0	AWAY	0- 0	0- 0	1- 2				
0- 0	0- 0	0- 0	NEUTRAL	0- 0	0- 0	0- 0				

RPI 1-25				RPI 26-50				RPI 51-100				RPI 101+ Team's RPI: 295			
RPI	S	Opponent	Score	RPI	S	Opponent	Score	RPI	S	Opponent	Score	RPI	S	Opponent	Score
								61	A	Northwestern	47 91	120	A	La.-Lafayette	61 73
								65	A	Arkansas St.	50 82	123	A	Central Ark.	35 58
								78	A	Iowa St.	41 91	133	A	Alabama	50 97
												138	A	East Carolina	58 87
												196	H	Grambling	76 85
												255	A	Texas Southern	39 68
												293	H	Jackson St.	66 73
												296	A	Prairie View	54 58
												305	A	Jacksonville St.	65 67
												343	A	Mississippi Val.	81 66
LAST 12 Division I GAMES:															
				343	A	Mississippi Val.	81 66					78	A	Iowa St.	41 91
				196	H	Grambling	76 85					61	A	Northwestern	47 91
				293	H	Jackson St.	66 73					65	A	Arkansas St.	50 82
				255	A	Texas Southern	39 68					133	A	Alabama	50 97
				296	A	Prairie View	54 58					305	A	Jacksonville St.	65 67
				120	A	La.-Lafayette	61 73					123	A	Central Ark.	35 58

Non-Div I Games: Mt. Mercy 60 56 Delta St. 66 57

Alcorn

Loss, Non-Conf, S Site, H Home A Away N Neutral

Average RPI Win:	270	WON-LOST	WINNING	LAST 10	STRENGTH OF	OPP. STRENGTH	TEAM	ADJ.	CONF.	ADJ CONF.
Average RPI Loss:	139	RECORD	PCT. RANK	GAMES	SCHEDULE	OF SCHEDULE	RPI	RPI	RPI	RPI
DIV. I ONLY	4- 13	295	4- 6	113	288	229	229	29	29	
DIV. I NON-CONF.	2- 9	296	2- 4	55	229	219	219	29	29	
TOTALS	RPI 1-25	RPI 26-50	W-L RECORDS	RPI 51-100	RPI 101-150	RPI 150+				
4- 13	0- 0	0- 1	OVERALL	0- 5	0- 2	4- 5				
1- 5	0- 0	0- 0	HOME	0- 3	0- 1	1- 1				
3- 8	0- 0	0- 1	AWAY	0- 2	0- 1	3- 4				
0- 0	0- 0	0- 0	NEUTRAL	0- 0	0- 0	0- 0				
2- 9	0- 0	0- 1	NON-CONFERENCE	0- 4	0- 1	2- 3				
1- 3	0- 0	0- 0	HOME	0- 2	0- 0	1- 1				
1- 6	0- 0	0- 1	AWAY	0- 2	0- 1	1- 2				
0- 0	0- 0	0- 0	NEUTRAL	0- 0	0- 0	0- 0				
2- 4	0- 0	0- 0	CONFERENCE	0- 1	0- 1	2- 2				
0- 2	0- 0	0- 0	HOME	0- 1	0- 1	0- 0				
2- 2	0- 0	0- 0	AWAY	0- 0	0- 0	2- 2				
0- 0	0- 0	0- 0	NEUTRAL	0- 0	0- 0	0- 0				

RPI S	Opponent	Score	RPI S	Opponent	Score	RPI S	Opponent	Score	RPI S	Opponent	Score	Team's RPI: 229
			29 A	George Washington	48 78	64 H	Hofstra	51 60	101 H	Bucknell	60 66	
						67 A	Princeton	34 72	150 A	Pittsburgh	58 76	
						76 A	James Madison	45 74	153 A	William & Mary	51 62	
						91 H	Army West Point	42 52	181 H	Wake Forest	70 71	
						92 H	Elon	54 62	187 A	UMBC	46 47	
									223 A	Lehigh	59 55	
									258 H	Manhattan	52 48	
									272 A	Loyola Maryland	46 52	
									275 A	Colgate	49 37	
									323 A	Dartmouth	45 41	
									348 A	Boston U.	59 63	
LAST 12 Division I GAMES:												
			91 H	Army West Point	42 52	150 A	Pittsburgh	58 76				
			348 A	Boston U.	59 63	258 H	Manhattan	52 48				
			223 A	Lehigh	59 55	323 A	Dartmouth	45 41				
			101 H	Bucknell	60 66	76 A	James Madison	45 74				
			275 A	Colgate	49 37	187 A	UMBC	46 47				
			272 A	Loyola Maryland	46 52	181 H	Wake Forest	70 71				

Non-Div I Games:

American

■ Loss,
 ■ Non-Conf,
 S Site,
 ■ Home
 ■ Away
 N Neutral

Average RPI Win:	205	WON-LOST	WINNING	LAST 10	STRENGTH OF	OPP. STRENGTH	TEAM	ADJ.	CONF.	ADJ CONF.
Average RPI Loss:	151	RECORD	PCT. RANK	GAMES	SCHEDULE	OF SCHEDULE	RPI	RPI	RPI	RPI
DIV. I ONLY	5- 10	252	4- 6	167	212	239	239	16	16	
DIV. I NON-CONF.	3- 6	234	2- 4	190	214	262	262	15	15	
TOTALS	RPI 1-25	RPI 26-50	W-L RECORDS	RPI 51-100	RPI 101-150	RPI 150+				
5- 10	0- 0	0- 0	OVERALL	0- 2	0- 4	5- 4				
4- 2	0- 0	0- 0	HOME	0- 0	0- 1	4- 1				
1- 6	0- 0	0- 0	AWAY	0- 1	0- 3	1- 2				
0- 2	0- 0	0- 0	NEUTRAL	0- 1	0- 0	0- 1				
3- 6	0- 0	0- 0	NON-CONFERENCE	0- 1	0- 3	3- 2				
3- 1	0- 0	0- 0	HOME	0- 0	0- 1	3- 0				
0- 3	0- 0	0- 0	AWAY	0- 0	0- 2	0- 1				
0- 2	0- 0	0- 0	NEUTRAL	0- 1	0- 0	0- 1				
2- 4	0- 0	0- 0	CONFERENCE	0- 1	0- 1	2- 2				
1- 1	0- 0	0- 0	HOME	0- 0	0- 0	1- 1				
1- 3	0- 0	0- 0	AWAY	0- 1	0- 1	1- 1				
0- 0	0- 0	0- 0	NEUTRAL	0- 0	0- 0	0- 0				

RPI 1-25			RPI 26-50			RPI 51-100			RPI 101+			Team's RPI: 239
RPI	S	Opponent	Score	RPI	S	Opponent	Score	RPI	S	Opponent	Score	
						65 A Arkansas St.	60 83	104 A North Carolina	59 68			
						81 N South Dakota	60 87	120 A La.-Lafayette	51 60			
								132 H Liberty	68 74			
								133 A Alabama	59 93			
								155 H Texas St.	90 71			
								164 H ETSU	70 52			
								169 H Texas-Arlington	45 76			
								195 A Col. of Charleston	50 60			
								204 A Little Rock	50 67			
								213 H Furman	92 78			
								224 H Richmond	73 59			
								270 A La.-Monroe	57 54			
								309 N Delaware St.	69 76			
LAST 12 Division I GAMES:												
65	A	Arkansas St.	60 83	213	H	Furman	92 78					
204	A	Little Rock	50 67	224	H	Richmond	73 59					
155	H	Texas St.	90 71	104	A	North Carolina	59 68					
169	H	Texas-Arlington	45 76	195	A	Col. of Charleston	50 60					
120	A	La.-Lafayette	51 60	309	N	Delaware St.	69 76					
270	A	La.-Monroe	57 54	81	N	South Dakota	60 87					

Non-Div I Games:

Appalachian St.

■ Loss,
 ■ Non-Conf, S Site,
 ■ Home
 ■ Away
 N Neutral

Arizona

Through Games Of Jan. 17, 2016

Average RPI Win:	162	WON-LOST	WINNING	LAST 10	STRENGTH OF	OPP. STRENGTH	TEAM	ADJ.	CONF.	ADJ CONF.
Average RPI Loss:	50	RECORD	PCT. RANK	GAMES	SCHEDULE	OF SCHEDULE	RPI	RPI	RPI	RPI
DIV. I ONLY	11- 7	111	4- 6	50	26	80	80	1	1	
DIV. I NON-CONF.	9- 3	69	4- 2	99	95	57	57	1	1	
TOTALS	RPI 1-25	RPI 26-50	W-L RECORDS	RPI 51-100	RPI 101-150	RPI 150+				
11- 7	0- 2	0- 1	OVERALL	1- 3	5- 1	5- 0				
8- 2	0- 1	0- 1	HOME	1- 0	3- 0	4- 0				
2- 3	0- 0	0- 0	AWAY	0- 0	2- 0	0- 0				
1- 2	0- 0	0- 0	NEUTRAL	0- 1	0- 1	1- 0				
9- 3	0- 0	0- 0	NON-CONFERENCE	0- 2	4- 1	5- 0				
6- 0	0- 0	0- 0	HOME	0- 0	2- 0	4- 0				
2- 1	0- 0	0- 0	AWAY	0- 1	2- 0	0- 0				
1- 2	0- 0	0- 0	NEUTRAL	0- 1	0- 1	1- 0				
2- 4	0- 2	0- 1	CONFERENCE	1- 1	1- 0	0- 0				
2- 2	0- 1	0- 1	HOME	1- 0	1- 0	0- 0				
0- 2	0- 1	0- 0	AWAY	0- 1	0- 0	0- 0				
0- 0	0- 0	0- 0	NEUTRAL	0- 0	0- 0	0- 0				

RPI 1-25				RPI 26-50				RPI 51-100				Team's RPI: 80				RPI 101+			
RPI	S	Opponent	Score	RPI	S	Opponent	Score	RPI	S	Opponent	Score	RPI	S	Opponent	Score	RPI	S	Opponent	Score
5	H	Stanford	34 59	35	H	Utah	55 60	51	A	Washington St.	46 67	111	A	Toledo	62 59				
16	A	Washington	47 63					53	N	FGCU	55 57	114	H	New Mexico St.	68 64				
								63	A	San Diego	54 59	130	N	SMU	46 58				
								69	H	California	57 52	135	H	Pacific	69 56				
												143	A	North Texas	51 44				
												149	H	Colorado	63 52				
												173	H	George Mason	68 60				
												182	H	Kansas	67 52				
												200	H	Louisiana Tech	77 67				
												209	N	Gardner-Webb	79 60				
												294	H	Howard	65 28				
LAST 12 Division I GAMES:																			
149	H	Colorado	63 52	173	H	George Mason	68 60												
35	H	Utah	55 60	209	N	Gardner-Webb	79 60												
16	A	Washington	47 63	53	N	FGCU	55 57												
51	A	Washington St.	46 67	130	N	SMU	46 58												
69	H	California	57 52	200	H	Louisiana Tech	77 67												
5	H	Stanford	34 59	135	H	Pacific	69 56												

Non-Div I Games:

Arizona

Loss, Non-Conf, S Site, H Home A Away N Neutral

Average RPI Win:	115	WON-LOST	WINNING	LAST 10	STRENGTH OF	OPP. STRENGTH	TEAM	ADJ.	CONF.	ADJ CONF.
Average RPI Loss:	36	RECORD	PCT. RANK	GAMES	SCHEDULE	OF SCHEDULE	RPI	RPI	RPI	RPI
DIV. I ONLY	15- 3	18	10- 0	17	12	11	11	1	1	
DIV. I NON-CONF.	9- 3	69	6- 0	29	48	30	30	1	1	
TOTALS	RPI 1-25	RPI 26-50	W-L RECORDS	RPI 51-100	RPI 101-150	RPI 150+				
15- 3	3- 2	2- 0	OVERALL	3- 1	3- 0	4- 0				
8- 2	2- 1	1- 0	HOME	2- 1	1- 0	2- 0				
6- 0	1- 0	1- 0	AWAY	1- 0	2- 0	1- 0				
1- 1	0- 1	0- 0	NEUTRAL	0- 0	0- 0	1- 0				
9- 3	1- 2	1- 0	NON-CONFERENCE	1- 1	2- 0	4- 0				
4- 2	1- 1	0- 0	HOME	1- 1	0- 0	2- 0				
4- 0	0- 0	1- 0	AWAY	0- 0	2- 0	1- 0				
1- 1	0- 1	0- 0	NEUTRAL	0- 0	0- 0	1- 0				
6- 0	2- 0	1- 0	CONFERENCE	2- 0	1- 0	0- 0				
4- 0	1- 0	1- 0	HOME	1- 0	1- 0	0- 0				
2- 0	1- 0	0- 0	AWAY	1- 0	0- 0	0- 0				
0- 0	0- 0	0- 0	NEUTRAL	0- 0	0- 0	0- 0				

RPI 1-25				RPI 26-50				RPI 51-100				RPI 101+			
RPI	S	Opponent	Score	RPI	S	Opponent	Score	RPI	S	Opponent	Score	RPI	S	Opponent	Score
4	N	South Carolina	58 60	30	A	Syracuse	61 54	51	A	Washington St.	63 45	125	A	Hawaii	75 49
5	H	Stanford	49 31	35	H	Utah	80 60	69	H	California	57 49	130	A	SMU	64 57
7	H	Kentucky	64 68					89	H	Marquette	90 80	149	H	Colorado	64 37
16	A	Washington	68 61					98	H	VCU	48 57	197	H	Columbia	70 49
24	H	Florida St.	68 56									238	A	Hartford	60 29
												262	N	CSU Bakersfield	60 47
												300	H	CSUN	69 46
LAST 12 Division I GAMES:															
				35	H	Utah	80 60	300	H	CSUN	69 46				
				149	H	Colorado	64 37	24	H	Florida St.	68 56				
				51	A	Washington St.	63 45	89	H	Marquette	90 80				
				16	A	Washington	68 61	238	A	Hartford	60 29				
				5	H	Stanford	49 31	30	A	Syracuse	61 54				
				69	H	California	57 49	197	H	Columbia	70 49				

Non-Div I Games:

Arizona St.

Average RPI Win:	0	WON-LOST	WINNING	LAST 10	STRENGTH OF	OPP. STRENGTH	TEAM	ADJ.	CONF.	ADJ CONF.
Average RPI Loss:	173	RECORD	PCT. RANK	GAMES	SCHEDULE	OF SCHEDULE	RPI	RPI	RPI	RPI
DIV. I ONLY	0- 11	347	0- 9	246	204	338	338	31	31	
DIV. I NON-CONF.	0- 7	338	0- 5	24	83	257	257	30	30	
TOTALS	RPI 1-25	RPI 26-50	W-L RECORDS	RPI 51-100	RPI 101-150	RPI 150+				
0- 11	0- 0	0- 1	OVERALL	0- 2	0- 4	0- 4				
0- 1	0- 0	0- 0	HOME	0- 0	0- 1	0- 0				
0- 10	0- 0	0- 1	AWAY	0- 0	0- 3	0- 1				
0- 0	0- 0	0- 0	NEUTRAL	0- 0	0- 0	0- 0				
0- 7	0- 0	0- 1	NON-CONFERENCE	0- 2	0- 3	0- 1				
0- 0	0- 0	0- 0	HOME	0- 0	0- 0	0- 0				
0- 7	0- 0	0- 1	AWAY	0- 2	0- 3	0- 1				
0- 0	0- 0	0- 0	NEUTRAL	0- 0	0- 0	0- 0				
0- 4	0- 0	0- 0	CONFERENCE	0- 0	0- 1	0- 3				
0- 1	0- 0	0- 0	HOME	0- 0	0- 1	0- 0				
0- 3	0- 0	0- 0	AWAY	0- 0	0- 0	0- 3				
0- 0	0- 0	0- 0	NEUTRAL	0- 0	0- 0	0- 0				

RPI 1-25				RPI 26-50				RPI 51-100				RPI 101+				Team's RPI: 338	
RPI	S	Opponent	Score	RPI	S	Opponent	Score	RPI	S	Opponent	Score	RPI	S	Opponent	Score		
				43	A	Missouri	34 85	78	A	Iowa St.	41 70	111	A	Toledo	47 74		
								82	A	Nebraska	46 96	112	A	Texas Tech	40 84		
												136	H	Southern U.	61 78		
												146	A	UAB	32 82		
												172	A	Ole Miss	45 80		
												340	A	Alabama St.	63 72		
												343	A	Mississippi Val.	60 62		
												345	A	Alabama A&M	70 78		
LAST 12 Division I GAMES:																	
				136	H	Southern U.	61 78	78	A	Iowa St.	41 70						
				340	A	Alabama St.	63 72	172	A	Ole Miss	45 80						
				345	A	Alabama A&M	70 78	146	A	UAB	32 82						
				343	A	Mississippi Val.	60 62	43	A	Missouri	34 85						
				111	A	Toledo	47 74	82	A	Nebraska	46 96						
				112	A	Texas Tech	40 84										

Non-Div I Games: Talladega 73 83 Philander Smith 63 51 Tougaloo 65 51 Talladega 68 55 Ark.-Pine Bluff

Arkansas

Through Games Of Jan. 17, 2016

Average RPI Win:	181	WON-LOST	WINNING	LAST 10	STRENGTH OF	OPP. STRENGTH	TEAM	ADJ.	CONF.	ADJ CONF.
Average RPI Loss:	73	RECORD	PCT. RANK	GAMES	SCHEDULE	OF SCHEDULE	RPI	RPI	RPI	RPI
DIV. I ONLY	8- 10	198	6- 4	37	69	137	137	3	3	
DIV. I NON-CONF.	5- 8	209	3- 4	182	162	244	244	2	2	
TOTALS	RPI 1-25	RPI 26-50	W-L RECORDS	RPI 51-100	RPI 101-150	RPI 150+				
8- 10	1- 5	2- 0	OVERALL	0- 1	1- 2	4- 2				
8- 2	1- 0	2- 0	HOME	0- 0	1- 1	4- 1				
0- 5	0- 3	0- 0	AWAY	0- 1	0- 0	0- 1				
0- 3	0- 2	0- 0	NEUTRAL	0- 0	0- 1	0- 0				
5- 8	0- 3	0- 0	NON-CONFERENCE	0- 1	1- 2	4- 2				
5- 2	0- 0	0- 0	HOME	0- 0	1- 1	4- 1				
0- 3	0- 1	0- 0	AWAY	0- 1	0- 0	0- 1				
0- 3	0- 2	0- 0	NEUTRAL	0- 0	0- 1	0- 0				
3- 2	1- 2	2- 0	CONFERENCE	0- 0	0- 0	0- 0				
3- 0	1- 0	2- 0	HOME	0- 0	0- 0	0- 0				
0- 2	0- 2	0- 0	AWAY	0- 0	0- 0	0- 0				
0- 0	0- 0	0- 0	NEUTRAL	0- 0	0- 0	0- 0				

RPI	S	Opponent	Score	RPI	S	Opponent	Score	RPI	S	Opponent	Score	RPI	S	Opponent	Score	Team's RPI: 137
4	A	South Carolina	32 85	31	H	Texas A&M	67 61	79	A	South Dakota St.	69 76	108	H	Missouri St.	54 69	
8	N	Texas	50 61	43	H	Missouri	64 52					120	N	La.-Lafayette	59 67	
10	N	Oregon St.	47 63									142	H	Oral Roberts	65 50	
13	H	Tennessee	64 59									159	A	Butler	57 63	
20	A	Rutgers	40 60									193	H	Tulsa	67 74	
25	A	Mississippi St.	55 80									233	H	Sam Houston St.	67 47	
												304	H	Southeastern La.	97 53	
												342	H	New Orleans	73 41	
												343	H	Mississippi Val.	86 46	
LAST 12 Division I GAMES:																
13	H	Tennessee	64 59	43	H	Missouri	64 52	8	N	Texas	50 61	159	A	Butler	57 63	
25	A	Mississippi St.	55 80					20	A	Rutgers	40 60					
31	H	Texas A&M	67 61					108	H	Missouri St.	54 69					
4	A	South Carolina	32 85													
342	H	New Orleans	73 41													
343	H	Mississippi Val.	86 46													

Non-Div I Games:

Arkansas

■ Loss,
■ Non-Conf, S Site,
■ Home
■ Away
N Neutral

Average RPI Win:	211	WON-LOST	WINNING	LAST 10	STRENGTH OF	OPP. STRENGTH	TEAM	ADJ.	CONF.	ADJ CONF.
Average RPI Loss:	58	RECORD	PCT. RANK	GAMES	SCHEDULE	OF SCHEDULE	RPI	RPI	RPI	RPI
DIV. I ONLY	11- 3	35	8- 2	182	170	65	65	16	16	
DIV. I NON-CONF.	6- 3	100	4- 3	202	82	83	83	15	15	
TOTALS	RPI 1-25	RPI 26-50	W-L RECORDS	RPI 51-100	RPI 101-150	RPI 150+				
11- 3	0- 0	0- 1	OVERALL	2- 2	2- 0	7- 0				
6- 0	0- 0	0- 0	HOME	0- 0	1- 0	5- 0				
5- 3	0- 0	0- 1	AWAY	2- 2	1- 0	2- 0				
0- 0	0- 0	0- 0	NEUTRAL	0- 0	0- 0	0- 0				
6- 3	0- 0	0- 1	NON-CONFERENCE	2- 2	0- 0	4- 0				
3- 0	0- 0	0- 0	HOME	0- 0	0- 0	3- 0				
3- 3	0- 0	0- 1	AWAY	2- 2	0- 0	1- 0				
0- 0	0- 0	0- 0	NEUTRAL	0- 0	0- 0	0- 0				
5- 0	0- 0	0- 0	CONFERENCE	0- 0	2- 0	3- 0				
3- 0	0- 0	0- 0	HOME	0- 0	1- 0	2- 0				
2- 0	0- 0	0- 0	AWAY	0- 0	1- 0	1- 0				
0- 0	0- 0	0- 0	NEUTRAL	0- 0	0- 0	0- 0				

RPI 1-25				RPI 26-50				RPI 51-100				Team's RPI: 65	RPI 101+			
RPI	S	Opponent	Score	RPI	S	Opponent	Score	RPI	S	Opponent	Score		RPI	S	Opponent	Score
				38	A	Florida	72 76	53	A	FGCU	62 48		120	H	La.-Lafayette	83 56
								55	A	Chattanooga	54 55		140	A	Troy	101 81
								82	A	Nebraska	71 79		239	H	Appalachian St.	83 60
								87	A	UT Martin	76 74		253	H	Austin Peay	66 55
													266	A	South Ala.	66 53
													270	H	La.-Monroe	66 43
													291	A	Tennessee Tech	77 55
													295	H	Alcorn	82 50
													311	H	Wichita St.	67 40
LAST 12 Division I GAMES:																
				120	H	La.-Lafayette	83 56					239	H	Appalachian St.	83 60	
				270	H	La.-Monroe	66 43					295	H	Alcorn	82 50	
				266	A	South Ala.	66 53					38	A	Florida	72 76	
				140	A	Troy	101 81					53	A	FGCU	62 48	
				82	A	Nebraska	71 79					55	A	Chattanooga	54 55	
				253	H	Austin Peay	66 55					311	H	Wichita St.	67 40	

Non-Div I Games:

Arkansas St.

■ Loss,
■ Non-Conf, S Site,
■ Home
■ Away
N Neutral

Army West Point

Through Games Of Jan. 17, 2016

Average RPI Win:	246	WON-LOST	WINNING	LAST 10	STRENGTH OF	OPP. STRENGTH	TEAM	ADJ.	CONF.	ADJ CONF.
Average RPI Loss:	72	RECORD	PCT. RANK	GAMES	SCHEDULE	OF SCHEDULE	RPI	RPI	RPI	RPI
DIV. I ONLY	13- 2	16	8- 1	293	272	91	91	29	29	
DIV. I NON-CONF.	8- 1	23	5- 0	282	255	85	85	29	29	
TOTALS	RPI 1-25	RPI 26-50	W-L RECORDS	RPI 51-100	RPI 101-150	RPI 150+				
13- 2	0- 0	1- 1	OVERALL	0- 0	1- 1	11- 0				
8- 0	0- 0	1- 0	HOME	0- 0	0- 0	7- 0				
5- 2	0- 0	0- 1	AWAY	0- 0	1- 1	4- 0				
0- 0	0- 0	0- 0	NEUTRAL	0- 0	0- 0	0- 0				
8- 1	0- 0	1- 1	NON-CONFERENCE	0- 0	1- 0	6- 0				
5- 0	0- 0	1- 0	HOME	0- 0	0- 0	4- 0				
3- 1	0- 0	0- 1	AWAY	0- 0	1- 0	2- 0				
0- 0	0- 0	0- 0	NEUTRAL	0- 0	0- 0	0- 0				
5- 1	0- 0	0- 0	CONFERENCE	0- 0	0- 1	5- 0				
3- 0	0- 0	0- 0	HOME	0- 0	0- 0	3- 0				
2- 1	0- 0	0- 0	AWAY	0- 0	0- 1	2- 0				
0- 0	0- 0	0- 0	NEUTRAL	0- 0	0- 0	0- 0				

RPI 1-25				RPI 26-50				RPI 51-100				Team's RPI: 91				RPI 101+			
RPI	S	Opponent	Score	RPI	S	Opponent	Score	RPI	S	Opponent	Score	RPI	S	Opponent	Score	RPI	S	Opponent	Score
42	A	Duke	61 72	49	H	Albany (NY)	65 62					101	A	Bucknell	69 79	124	A	Yale	65 61
												154	H	Quinnipiac	67 57	223	H	Lehigh	63 39
												229	A	American	52 42	268	H	Pepperdine	63 53
												272	H	Loyola Maryland	70 37	275	H	Colgate	67 55
												278	H	Rider	57 42	306	H	Central Conn. St.	81 52
												337	A	NJIT	71 35	339	A	Lafayette	78 45
												346	A	St. Francis Brooklyn	74 35				
LAST 12 Division I GAMES:																			
275	H	Colgate	67 55	229	A	American	52 42	346	A	St. Francis Brooklyn	74 35	49	H	Albany (NY)	65 62	124	A	Yale	65 61
272	H	Loyola Maryland	70 37					278	H	Rider	57 42	42	A	Duke	61 72				
339	A	Lafayette	78 45																
101	A	Bucknell	69 79																
223	H	Lehigh	63 39																
337	A	NJIT	71 35																

Non-Div I Games: Emerson 86 47

Army West Point

Loss, Non-Conf, S Site, H Home A Away N Neutral

Average RPI Win:	186	WON-LOST	WINNING	LAST 10	STRENGTH OF	OPP. STRENGTH	TEAM	ADJ.	CONF.	ADJ CONF.
Average RPI Loss:	44	RECORD	PCT. RANK	GAMES	SCHEDULE	OF SCHEDULE	RPI	RPI	RPI	RPI
DIV. I ONLY	12- 6	96	6- 4	74	50	59	59	3	3	
DIV. I NON-CONF.	10- 3	62	5- 2	252	102	103	103	2	2	
TOTALS	RPI 1-25	RPI 26-50	W-L RECORDS	RPI 51-100	RPI 101-150	RPI 150+				
12- 6	1- 3	0- 0	OVERALL	0- 3	4- 0	7- 0				
6- 1	1- 0	0- 0	HOME	0- 1	3- 0	2- 0				
3- 5	0- 3	0- 0	AWAY	0- 2	0- 0	3- 0				
3- 0	0- 0	0- 0	NEUTRAL	0- 0	1- 0	2- 0				
10- 3	0- 0	0- 0	NON-CONFERENCE	0- 3	3- 0	7- 0				
4- 1	0- 0	0- 0	HOME	0- 1	2- 0	2- 0				
3- 2	0- 0	0- 0	AWAY	0- 2	0- 0	3- 0				
3- 0	0- 0	0- 0	NEUTRAL	0- 0	1- 0	2- 0				
2- 3	1- 3	0- 0	CONFERENCE	0- 0	1- 0	0- 0				
2- 0	1- 0	0- 0	HOME	0- 0	1- 0	0- 0				
0- 3	0- 3	0- 0	AWAY	0- 0	0- 0	0- 0				
0- 0	0- 0	0- 0	NEUTRAL	0- 0	0- 0	0- 0				

RPI 1-25				RPI 26-50				RPI 51-100 Team's RPI: 59				RPI 101+			
RPI	S	Opponent	Score	RPI	S	Opponent	Score	RPI	S	Opponent	Score	RPI	S	Opponent	Score
7	A	Kentucky	47 54					53	A	FGCU	45 52	115	N	Minnesota	81 79
7	H	Kentucky	66 61					77	H	Virginia	52 69	133	H	Alabama	72 59
13	A	Tennessee	52 79					89	A	Marquette	69 70	138	H	East Carolina	83 69
25	A	Mississippi St.	45 60									146	H	UAB	85 71
												173	H	George Mason	88 59
												177	N	Boise St.	55 53
												192	N	Coppin St.	69 54
												276	A	Towson	74 52
												285	A	Savannah St.	62 40
												286	H	Winthrop	76 33
												304	A	Southeastern La.	80 68
LAST 12 Division I GAMES:															
133	H	Alabama	72 59	7	A	Kentucky	47 54								
13	A	Tennessee	52 79	276	A	Towson	74 52								
25	A	Mississippi St.	45 60	192	N	Coppin St.	69 54								
7	H	Kentucky	66 61	286	H	Winthrop	76 33								
53	A	FGCU	45 52	89	A	Marquette	69 70								
173	H	George Mason	88 59	138	H	East Carolina	83 69								

Non-Div I Games:

Auburn

■ Loss,
 ■ Non-Conf, S Site,
 ■ Home
 ■ Away
 N Neutral

Average RPI Win:	257	WON-LOST	WINNING	LAST 10	STRENGTH OF	OPP. STRENGTH	TEAM	ADJ.	CONF.	ADJ CONF.
Average RPI Loss:	121	RECORD	PCT. RANK	GAMES	SCHEDULE	OF SCHEDULE	RPI	RPI	RPI	RPI
DIV. I ONLY	3- 13	308	3- 7	82	188	253	253	23	23	
DIV. I NON-CONF.	0- 11	338	0- 7	27	142	265	265	22	22	
TOTALS	RPI 1-25	RPI 26-50	W-L RECORDS	RPI 51-100	RPI 101-150	RPI 150+				
3- 13	0- 0	0- 0	OVERALL	0- 8	0- 1	3- 4				
3- 2	0- 0	0- 0	HOME	0- 2	0- 0	3- 0				
0- 10	0- 0	0- 0	AWAY	0- 5	0- 1	0- 4				
0- 1	0- 0	0- 0	NEUTRAL	0- 1	0- 0	0- 0				
0- 11	0- 0	0- 0	NON-CONFERENCE	0- 8	0- 0	0- 3				
0- 2	0- 0	0- 0	HOME	0- 2	0- 0	0- 0				
0- 8	0- 0	0- 0	AWAY	0- 5	0- 0	0- 3				
0- 1	0- 0	0- 0	NEUTRAL	0- 1	0- 0	0- 0				
3- 2	0- 0	0- 0	CONFERENCE	0- 0	0- 1	3- 1				
3- 0	0- 0	0- 0	HOME	0- 0	0- 0	3- 0				
0- 2	0- 0	0- 0	AWAY	0- 0	0- 1	0- 1				
0- 0	0- 0	0- 0	NEUTRAL	0- 0	0- 0	0- 0				

RPI 1-25			RPI 26-50			RPI 51-100			RPI 101+			Team's RPI: 253
RPI	S	Opponent	Score	RPI	S	Opponent	Score	RPI	S	Opponent	Score	
						54 A Vanderbilt	56 73	121 A Belmont		82 88		
						56 A Ball St.	44 72	164 A ETSU		76 80		
						58 A Western Ky.	69 88	175 H Eastern Ky.		94 66		
						65 A Arkansas St.	55 66	203 A Tennessee St.		58 66		
						69 H California	58 67	242 A Miami (OH)		60 75		
						70 N Indiana	58 90	287 A Kennesaw St.		65 73		
						83 A Wright St.	56 77	291 H Tennessee Tech		91 75		
						97 H Middle Tenn.	55 86	305 H Jacksonville St.		61 59		
LAST 12 Division I GAMES:												
203	A	Tennessee St.	58 66	121	A	Belmont	82 88					
291	H	Tennessee Tech	91 75	287	A	Kennesaw St.	65 73					
305	H	Jacksonville St.	61 59	58	A	Western Ky.	69 88					
175	H	Eastern Ky.	94 66	97	H	Middle Tenn.	55 86					
164	A	ETSU	76 80	70	N	Indiana	58 90					
65	A	Arkansas St.	55 66	54	A	Vanderbilt	56 73					

Non-Div I Games: Trevecca Nazarene 97 75 Christian Bros. 74 55

Austin Peay

■ Loss,
 ■ Non-Conf,
 ■ S Site,
 ■ H Home
 ■ A Away
 N Neutral

BYU				Through Games Of Jan. 17, 2016						
Average RPI Win:	131	WON-LOST	WINNING	LAST 10	STRENGTH OF	OPP. STRENGTH	TEAM	ADJ.	CONF.	ADJ CONF.
Average RPI Loss:	48	RECORD	PCT. RANK	GAMES	SCHEDULE	OF SCHEDULE	RPI	RPI	RPI	RPI
DIV. I ONLY	13- 4	46	9- 1	15	55	12	12	8	8	
DIV. I NON-CONF.	7- 3	92	4- 0	17	53	16	16	9	9	
<hr/>										
TOTALS	RPI 1-25	RPI 26-50		W-L RECORDS		RPI 51-100	RPI 101-150	RPI 150+		
13- 4	0- 0	3- 2		OVERALL		2- 2	3- 0	5- 0		
7- 0	0- 0	2- 0		HOME		1- 0	1- 0	3- 0		
3- 3	0- 0	0- 1		AWAY		1- 2	1- 0	1- 0		
3- 1	0- 0	1- 1		NEUTRAL		0- 0	1- 0	1- 0		
7- 3	0- 0	2- 2		NON-CONFERENCE		0- 1	1- 0	4- 0		
3- 0	0- 0	1- 0		HOME		0- 0	0- 0	2- 0		
1- 2	0- 0	0- 1		AWAY		0- 1	0- 0	1- 0		
3- 1	0- 0	1- 1		NEUTRAL		0- 0	1- 0	1- 0		
6- 1	0- 0	1- 0		CONFERENCE		2- 1	2- 0	1- 0		
4- 0	0- 0	1- 0		HOME		1- 0	1- 0	1- 0		
2- 1	0- 0	0- 0		AWAY		1- 1	1- 0	0- 0		
0- 0	0- 0	0- 0		NEUTRAL		0- 0	0- 0	0- 0		

RPI 1-25			Team's RPI: 12			RPI 26-50			RPI 51-100			RPI 101+			
RPI	S	Opponent	Score	RPI	S	Opponent	Score	RPI	S	Opponent	Score	RPI	S	Opponent	Score
				31	N	Texas A&M	72 64	52	A	Colorado St.	55 61	125	N	Hawaii	67 56
				34	A	Oklahoma	47 73	63	A	San Diego	65 78	128	A	San Francisco	66 57
				35	H	Utah	73 59	72	H	Gonzaga	58 54	135	H	Pacific	79 62
				41	N	Georgia	58 66	73	A	Santa Clara	68 63	165	A	Weber St.	68 51
				48	H	St. Mary's (CA)	65 59					178	N	Penn St.	63 51
												215	H	Utah St.	81 69
												222	H	Utah Valley	78 62
												271	H	Portland	78 66
LAST 12 Division I GAMES:															
				72	H	Gonzaga	58 54	271	H	Portland	78 66				
				128	A	San Francisco	66 57	35	H	Utah	73 59				
				73	A	Santa Clara	68 63	165	A	Weber St.	68 51				
				135	H	Pacific	79 62	31	N	Texas A&M	72 64				
				48	H	St. Mary's (CA)	65 59	125	N	Hawaii	67 56				
				63	A	San Diego	65 78	178	N	Penn St.	63 51				

Non-Div I Games: BYU-Hawaii 85 40

BYU

Average RPI Win:	188	WON-LOST	WINNING	LAST 10	STRENGTH OF	OPP. STRENGTH	TEAM	ADJ.	CONF.	ADJ CONF.
Average RPI Loss:	47	RECORD	PCT. RANK	GAMES	SCHEDULE	OF SCHEDULE	RPI	RPI	RPI	RPI
DIV. I ONLY	11- 4	57	8- 2	106	98	56	56	10	10	
DIV. I NON-CONF.	7- 3	92	5- 1	150	71	75	75	11	11	
TOTALS	RPI 1-25	RPI 26-50	W-L RECORDS	RPI 51-100	RPI 101-150	RPI 150+				
11- 4	0- 1	0- 2	OVERALL	3- 1	1- 0	7- 0				
7- 0	0- 0	0- 0	HOME	3- 0	1- 0	3- 0				
3- 3	0- 0	0- 1	AWAY	0- 0	0- 0	3- 0				
1- 1	0- 0	0- 1	NEUTRAL	0- 0	0- 0	1- 0				
7- 3	0- 1	0- 1	NON-CONFERENCE	2- 1	0- 0	5- 0				
4- 0	0- 0	0- 0	HOME	2- 0	0- 0	2- 0				
2- 2	0- 1	0- 0	AWAY	0- 1	0- 0	2- 0				
1- 1	0- 0	0- 1	NEUTRAL	0- 0	0- 0	1- 0				
4- 1	0- 0	0- 1	CONFERENCE	1- 0	1- 0	2- 0				
3- 0	0- 0	0- 0	HOME	1- 0	1- 0	1- 0				
1- 1	0- 0	0- 1	AWAY	0- 0	0- 0	1- 0				
0- 0	0- 0	0- 0	NEUTRAL	0- 0	0- 0	0- 0				

RPI 1-25				RPI 26-50				RPI 51-100				Team's RPI: 56	RPI 101+			
RPI	S	Opponent	Score	RPI	S	Opponent	Score	RPI	S	Opponent	Score		RPI	S	Opponent	Score
23	A	Purdue	63 73	33	A	Ohio	48 73	58	H	Western Ky.	74 60		111	H	Toledo	75 69
				38	N	Florida	79 85	88	H	Saint Louis	79 70		159	H	Butler	58 50
								93	A	Charlotte	66 72		221	N	Massachusetts	81 54
								94	H	Buffalo	68 63		242	H	Miami (OH)	66 41
													251	A	Bowling Green	67 56
													253	H	Austin Peay	72 44
													274	A	Evansville	73 53
													315	A	Lipscomb	72 60
LAST 12 Division I GAMES:																
				94	H	Buffalo	68 63	251	A	Bowling Green	67 56					
				242	H	Miami (OH)	66 41	23	A	Purdue	63 73					
				33	A	Ohio	48 73	315	A	Lipscomb	72 60					
				111	H	Toledo	75 69	159	H	Butler	58 50					
				88	H	Saint Louis	79 70	221	N	Massachusetts	81 54					
				274	A	Evansville	73 53	38	N	Florida	79 85					

Non-Div I Games: Ohio Valley 94 45

Ball St.

■ Loss,
 ■ Non-Conf, S Site,
 ■ Home
 ■ Away
 N Neutral

Average RPI Win:	104	WON-LOST	WINNING	LAST 10	STRENGTH OF	OPP. STRENGTH	TEAM	ADJ.	CONF.	ADJ CONF.
Average RPI Loss:	28	RECORD	PCT. RANK	GAMES	SCHEDULE	OF SCHEDULE	RPI	RPI	RPI	RPI
DIV. I ONLY	18- 1	3	9- 1	9	28	3	3	2	2	
DIV. I NON-CONF.	13- 0	1	6- 0	42	45	4	4	3	3	
TOTALS	RPI 1-25	RPI 26-50	W-L RECORDS	RPI 51-100	RPI 101-150	RPI 150+				
18- 1	2- 0	5- 1	OVERALL	2- 0	4- 0	5- 0				
12- 0	1- 0	3- 0	HOME	1- 0	4- 0	3- 0				
2- 1	1- 0	0- 1	AWAY	0- 0	0- 0	1- 0				
4- 0	0- 0	2- 0	NEUTRAL	1- 0	0- 0	1- 0				
13- 0	1- 0	3- 0	NON-CONFERENCE	1- 0	4- 0	4- 0				
9- 0	1- 0	1- 0	HOME	0- 0	4- 0	3- 0				
0- 0	0- 0	0- 0	AWAY	0- 0	0- 0	0- 0				
4- 0	0- 0	2- 0	NEUTRAL	1- 0	0- 0	1- 0				
5- 1	1- 0	2- 1	CONFERENCE	1- 0	0- 0	1- 0				
3- 0	0- 0	2- 0	HOME	1- 0	0- 0	0- 0				
2- 1	1- 0	0- 1	AWAY	0- 0	0- 0	1- 0				
0- 0	0- 0	0- 0	NEUTRAL	0- 0	0- 0	0- 0				

RPI 1-25				RPI 26-50				RPI 51-100				RPI 101+			
RPI	S	Opponent	Score	RPI	S	Opponent	Score	RPI	S	Opponent	Score	RPI	S	Opponent	Score
8	A	Texas	80 67	27	N	Michigan St.	84 76	76	N	James Madison	77 63	115	H	McNeese St.	105 46
22	H	South Fla.	66 63	28	A	Oklahoma St.	45 52	84	H	TCU	72 55	122	H	Northwestern St.	86 44
				32	H	DePaul	86 72					131	H	Southern Miss.	97 42
				34	H	Oklahoma	78 68					142	H	Oral Roberts	97 39
				36	N	Miami (FL)	88 81					169	H	Texas-Arlington	62 20
				47	H	West Virginia	69 64					182	A	Kansas	58 40
												196	H	Grambling	96 42
												205	N	Cincinnati	72 34
												245	H	Rice	89 38
LAST 12 Division I GAMES:															
				47	H	West Virginia	69 64	8	A	Texas	80 67				
				84	H	TCU	72 55	36	N	Miami (FL)	88 81				
				182	A	Kansas	58 40	142	H	Oral Roberts	97 39				
				34	H	Oklahoma	78 68	115	H	McNeese St.	105 46				
				28	A	Oklahoma St.	45 52	196	H	Grambling	96 42				
				76	N	James Madison	77 63	122	H	Northwestern St.	86 44				

Non-Div I Games:

Baylor

Average RPI Win:	256	WON-LOST	WINNING	LAST 10	STRENGTH OF	OPP. STRENGTH	TEAM	ADJ.	CONF.	ADJ CONF.
Average RPI Loss:	88	RECORD	PCT. RANK	GAMES	SCHEDULE	OF SCHEDULE	RPI	RPI	RPI	RPI
DIV. I ONLY	9- 7	135	3- 6	187	190	121	121	23	23	
DIV. I NON-CONF.	6- 5	147	2- 4	77	165	74	74	22	22	
TOTALS	RPI 1-25	RPI 26-50	W-L RECORDS	RPI 51-100	RPI 101-150	RPI 150+				
9- 7	0- 2	0- 0	OVERALL	0- 2	2- 0	7- 3				
6- 0	0- 0	0- 0	HOME	0- 0	2- 0	4- 0				
3- 7	0- 2	0- 0	AWAY	0- 2	0- 0	3- 3				
0- 0	0- 0	0- 0	NEUTRAL	0- 0	0- 0	0- 0				
6- 5	0- 2	0- 0	NON-CONFERENCE	0- 2	2- 0	4- 1				
3- 0	0- 0	0- 0	HOME	0- 0	2- 0	1- 0				
3- 5	0- 2	0- 0	AWAY	0- 2	0- 0	3- 1				
0- 0	0- 0	0- 0	NEUTRAL	0- 0	0- 0	0- 0				
3- 2	0- 0	0- 0	CONFERENCE	0- 0	0- 0	3- 2				
3- 0	0- 0	0- 0	HOME	0- 0	0- 0	3- 0				
0- 2	0- 0	0- 0	AWAY	0- 0	0- 0	0- 2				
0- 0	0- 0	0- 0	NEUTRAL	0- 0	0- 0	0- 0				

RPI 1-25				RPI 26-50				RPI 51-100				RPI 101+ Team's RPI: 121			
RPI	S	Opponent	Score	RPI	S	Opponent	Score	RPI	S	Opponent	Score	RPI	S	Opponent	Score
6	A	Ohio St.	56 84					55	A	Chattanooga	53 62	140	H	Troy	102 93
14	A	Green Bay	62 66					58	A	Western Ky.	65 80	146	H	UAB	63 62
												152	A	IUPUI	59 62
												162	A	SIUE	60 73
												166	A	Southeast Mo. St.	74 81
												181	A	Wake Forest	78 64
												253	H	Austin Peay	88 82
												284	H	Cleveland St.	76 58
												299	H	Murray St.	87 61
												315	A	Lipscomb	90 68
												341	H	Eastern Ill.	89 61
												345	A	Alabama A&M	78 28
LAST 12 Division I GAMES:															
299	H	Murray St.	87 61	253	H	Austin Peay	88 82	152	A	IUPUI	59 62				
341	H	Eastern Ill.	89 61	55	A	Chattanooga	53 62	181	A	Wake Forest	78 64				
162	A	SIUE	60 73	58	A	Western Ky.	65 80	315	A	Lipscomb	90 68				
166	A	Southeast Mo. St.	74 81	140	H	Troy	102 93								
58	A	Western Ky.	65 80												
14	A	Green Bay	62 66												

Non-Div I Games: Young Harris 80 31 Trevecca Nazarene 86 59

Belmont

Bethune-Cookman

Through Games Of Jan. 17, 2016

Average RPI Win:	296	WON-LOST	WINNING	LAST 10	STRENGTH OF	OPP. STRENGTH	TEAM	ADJ.	CONF.	ADJ CONF.
Average RPI Loss:	174	RECORD	PCT. RANK	GAMES	SCHEDULE	OF SCHEDULE	RPI	RPI	RPI	RPI
DIV. I ONLY	7- 8	188	5- 4	319	322	260	260	30	30	
DIV. I NON-CONF.	4- 7	222	3- 4	267	337	268	268	31	31	
TOTALS	RPI 1-25	RPI 26-50	W-L RECORDS	RPI 51-100	RPI 101-150	RPI 150+				
7- 8	0- 0	0- 1	OVERALL	0- 0	0- 2	7- 5				
2- 3	0- 0	0- 0	HOME	0- 0	0- 0	2- 3				
3- 3	0- 0	0- 0	AWAY	0- 0	0- 0	3- 0				
2- 2	0- 0	0- 0	NEUTRAL	0- 0	0- 0	2- 2				
4- 7	0- 0	0- 1	NON-CONFERENCE	0- 0	0- 1	4- 5				
0- 3	0- 0	0- 0	HOME	0- 0	0- 0	0- 3				
2- 2	0- 0	0- 1	AWAY	0- 0	0- 1	2- 0				
2- 2	0- 0	0- 0	NEUTRAL	0- 0	0- 0	2- 2				
3- 1	0- 0	0- 0	CONFERENCE	0- 0	0- 1	3- 0				
2- 0	0- 0	0- 0	HOME	0- 0	0- 0	2- 0				
1- 1	0- 0	0- 0	AWAY	0- 0	0- 1	1- 0				
0- 0	0- 0	0- 0	NEUTRAL	0- 0	0- 0	0- 0				

RPI 1-25			RPI 26-50			RPI 51-100			RPI 101+			Team's RPI: 260
RPI	S	Opponent	Score	RPI	S	Opponent	Score	RPI	S	Opponent	Score	
				36	A	Miami (FL)	47 55					
								110	A	Fla. Atlantic	60 82	
								145	A	Hampton	45 60	
								170	H	Brown	61 68	
								192	H	Coppin St.	69 56	
								207	H	Stetson	38 62	
								219	H	Jacksonville	53 63	
								244	N	Western Ill.	59 75	
								257	N	Georgia St.	61 68	
								289	H	South Carolina St.	65 50	
								308	A	North Florida	53 49	
								310	N	LIU Brooklyn	68 55	
								312	N	Ga. Southern	65 49	
								314	A	Western Caro.	66 59	
								347	A	Norfolk St.	53 45	
LAST 12 Division I GAMES:												
347	A	Norfolk St.	53 45	192	H	Coppin St.	69 56					
145	A	Hampton	45 60	219	H	Jacksonville	53 63					
310	N	LIU Brooklyn	68 55	289	H	South Carolina St.	65 50					
110	A	Fla. Atlantic	60 82	244	N	Western Ill.	59 75					
312	N	Ga. Southern	65 49	308	A	North Florida	53 49					
257	N	Georgia St.	61 68	207	H	Stetson	38 62					

Non-Div I Games: Warner 100 28 Edward Waters 67 48

Bethune-Cookman

■ Loss,
 ■ Non-Conf,
 ■ S Site,
 ■ Home
 ■ A Away
 N Neutral

Binghamton

Through Games Of Jan. 17, 2016

Average RPI Win:	271	WON-LOST	WINNING	LAST 10	STRENGTH OF	OPP. STRENGTH	TEAM	ADJ.	CONF.	ADJ CONF.
Average RPI Loss:	156	RECORD	PCT. RANK	GAMES	SCHEDULE	OF SCHEDULE	RPI	RPI	RPI	RPI
DIV. I ONLY	4- 9	264	3- 5	156	315	225	225	15	15	
DIV. I NON-CONF.	2- 8	290	1- 6	157	332	277	277	16	16	
TOTALS	RPI 1-25	RPI 26-50	W-L RECORDS	RPI 51-100	RPI 101-150	RPI 150+				
4- 9	0- 0	0- 0	OVERALL	0- 2	0- 2	4- 5				
3- 0	0- 0	0- 0	HOME	0- 0	0- 0	3- 0				
1- 9	0- 0	0- 0	AWAY	0- 2	0- 2	1- 5				
0- 0	0- 0	0- 0	NEUTRAL	0- 0	0- 0	0- 0				
2- 8	0- 0	0- 0	NON-CONFERENCE	0- 1	0- 2	2- 5				
2- 0	0- 0	0- 0	HOME	0- 0	0- 0	2- 0				
0- 8	0- 0	0- 0	AWAY	0- 1	0- 2	0- 5				
0- 0	0- 0	0- 0	NEUTRAL	0- 0	0- 0	0- 0				
2- 1	0- 0	0- 0	CONFERENCE	0- 1	0- 0	2- 0				
1- 0	0- 0	0- 0	HOME	0- 0	0- 0	1- 0				
1- 1	0- 0	0- 0	AWAY	0- 1	0- 0	1- 0				
0- 0	0- 0	0- 0	NEUTRAL	0- 0	0- 0	0- 0				

RPI 1-25				RPI 26-50				RPI 51-100				RPI 101+				Team's RPI: 225	
RPI	S	Opponent	Score	RPI	S	Opponent	Score	RPI	S	Opponent	Score	RPI	S	Opponent	Score		
								71	A	Michigan	62	90	101	A	Bucknell	46	76
								95	A	Stony Brook	58	64	134	A	Xavier	55	64
													170	A	Brown	65	67
													171	A	Cornell	57	64
													188	A	Canisius	50	80
													197	A	Columbia	64	71
													235	H	New Hampshire	51	50
													238	A	Hartford	53	47
													275	H	Colgate	63	56
													277	A	Sacred Heart	60	69
													337	H	NJIT	54	50
LAST 12 Division I GAMES:																	
235	H	New Hampshire	51	50	238	A	Hartford	53	47								
95	A	Stony Brook	58	64	170	A	Brown	65	67								
171	A	Cornell	57	64	134	A	Xavier	55	64								
277	A	Sacred Heart	60	69	188	A	Canisius	50	80								
197	A	Columbia	64	71	101	A	Bucknell	46	76								
275	H	Colgate	63	56	337	H	NJIT	54	50								

Non-Div I Games: Cedar Crest 74 18 Misericordia 73 44 Nyack 65 33

Binghamton

Loss, Non-Conf, S Site, H Home A Away N Neutral

Average RPI Win:	238	WON-LOST	WINNING	LAST 10	STRENGTH OF	OPP. STRENGTH	TEAM	ADJ.	CONF.	ADJ CONF.
Average RPI Loss:	109	RECORD	PCT. RANK	GAMES	SCHEDULE	OF SCHEDULE	RPI	RPI	RPI	RPI
DIV. I ONLY	8- 6	131	6- 3	249	155	177	177	18	18	
DIV. I NON-CONF.	5- 4	139	4- 2	248	140	186	186	19	19	
TOTALS	RPI 1-25	RPI 26-50	W-L RECORDS	RPI 51-100	RPI 101-150	RPI 150+				
8- 6	0- 0	0- 0	OVERALL	0- 4	0- 0	8- 2				
3- 3	0- 0	0- 0	HOME	0- 1	0- 0	3- 2				
4- 2	0- 0	0- 0	AWAY	0- 2	0- 0	4- 0				
1- 1	0- 0	0- 0	NEUTRAL	0- 1	0- 0	1- 0				
5- 4	0- 0	0- 0	NON-CONFERENCE	0- 2	0- 0	5- 2				
1- 3	0- 0	0- 0	HOME	0- 1	0- 0	1- 2				
3- 0	0- 0	0- 0	AWAY	0- 0	0- 0	3- 0				
1- 1	0- 0	0- 0	NEUTRAL	0- 1	0- 0	1- 0				
3- 2	0- 0	0- 0	CONFERENCE	0- 2	0- 0	3- 0				
2- 0	0- 0	0- 0	HOME	0- 0	0- 0	2- 0				
1- 2	0- 0	0- 0	AWAY	0- 2	0- 0	1- 0				
0- 0	0- 0	0- 0	NEUTRAL	0- 0	0- 0	0- 0				

RPI 1-25			RPI 26-50			RPI 51-100			RPI 101+			Team's RPI: 177
RPI	S	Opponent	Score	RPI	S	Opponent	Score	RPI	S	Opponent	Score	
						51 H Washington St.	52 57	168 H Idaho St.		77 80		
						52 A Colorado St.	64 68	195 H Col. of Charleston		61 38		
						59 N Auburn	53 55	206 A Eastern Wash.		84 79		
						100 A Fresno St.	57 62	207 N Stetson		71 65		
								215 H Utah St.		84 78		
								222 H Utah Valley		70 72		
								227 A Seattle		84 66		
								249 A San Diego St.		75 45		
								271 A Portland		89 49		
								330 H Nevada		66 58		
LAST 12 Division I GAMES:												
330 H Nevada		66 58	249 A San Diego St.		75 45							
100 A Fresno St.		57 62	168 H Idaho St.		77 80							
215 H Utah St.		84 78	271 A Portland		89 49							
52 A Colorado St.		64 68	51 H Washington St.		52 57							
206 A Eastern Wash.		84 79	207 N Stetson		71 65							
227 A Seattle		84 66	59 N Auburn		53 55							

Non-Div I Games: Concordia Portland 84 77 Cal St. L.A. 58 44

Boise St.

Average RPI Win: 229	WON-LOST	WINNING	LAST 10	STRENGTH OF	OPP. STRENGTH	TEAM	ADJ.	CONF.	ADJ CONF.
Average RPI Loss: 225	RECORD	PCT. RANK	GAMES	SCHEDULE	OF SCHEDULE	RPI	RPI	RPI	RPI
DIV. I ONLY	1- 16	344	1- 9	332	278	348	348	29	29
DIV. I NON-CONF.	0- 11	338	0- 6	318	206	348	348	29	29
TOTALS	RPI 1-25	RPI 26-50	W-L RECORDS	RPI 51-100	RPI 101-150	RPI 150+			
1- 16	0- 0	0- 1	OVERALL	0- 1	0- 0	1- 14			
1- 8	0- 0	0- 1	HOME	0- 1	0- 0	1- 6			
0- 8	0- 0	0- 0	AWAY	0- 0	0- 0	0- 3			
0- 0	0- 0	0- 0	NEUTRAL	0- 0	0- 0	0- 0			
0- 11	0- 0	0- 1	NON-CONFERENCE	0- 1	0- 0	0- 9			
0- 6	0- 0	0- 1	HOME	0- 1	0- 0	0- 4			
0- 5	0- 0	0- 0	AWAY	0- 0	0- 0	0- 5			
0- 0	0- 0	0- 0	NEUTRAL	0- 0	0- 0	0- 0			
1- 5	0- 0	0- 0	CONFERENCE	0- 0	0- 0	1- 5			
1- 2	0- 0	0- 0	HOME	0- 0	0- 0	1- 2			
0- 3	0- 0	0- 0	AWAY	0- 0	0- 0	0- 3			
0- 0	0- 0	0- 0	NEUTRAL	0- 0	0- 0	0- 0			

RPI S	Opponent	Score	RPI S	Opponent	Score	RPI S	Opponent	Score	RPI S	Opponent	Score	Team's RPI: 348
49	H Albany (NY)	43 83	62	H Boston College	37 58	157	A Harvard	55 73				
						185	H Rhode Island	41 57				
						202	H Northeastern	44 77				
						208	H Marist	54 73				
						221	A Massachusetts	56 73				
						223	H Lehigh	66 73				
						229	H American	63 59				
						235	A New Hampshire	52 69				
						250	A Navy	56 67				
						272	A Loyola Maryland	54 63				
						282	H Holy Cross	41 60				
						297	H Vermont	45 60				
						298	A UMass Lowell	57 70				
						323	A Dartmouth	52 72				
						339	A Lafayette	56 71				
LAST 12 Division I GAMES:												
229	H American	63 59	272	A Loyola Maryland	54 63							
339	A Lafayette	56 71	221	A Massachusetts	56 73							
250	A Navy	56 67	208	H Marist	54 73							
223	H Lehigh	66 73	185	H Rhode Island	41 57							
282	H Holy Cross	41 60	235	A New Hampshire	52 69							
297	H Vermont	45 60	298	A UMass Lowell	57 70							

Non-Div I Games:

Boston U.

Bowling Green

Through Games Of Jan. 17, 2016

Average RPI Win:	270	WON-LOST	WINNING	LAST 10	STRENGTH OF	OPP. STRENGTH	TEAM	ADJ.	CONF.	ADJ CONF.
Average RPI Loss:	128	RECORD	PCT. RANK	GAMES	SCHEDULE	OF SCHEDULE	RPI	RPI	RPI	RPI
DIV. I ONLY	5- 9	239	3- 7	218	179	251	251	10	10	
DIV. I NON-CONF.	4- 5	193	2- 5	312	235	278	278	11	11	
TOTALS	RPI 1-25	RPI 26-50	W-L RECORDS	RPI 51-100	RPI 101-150	RPI 150+				
5- 9	0- 0	0- 1	OVERALL	0- 3	0- 2	5- 3				
3- 4	0- 0	0- 1	HOME	0- 2	0- 1	3- 0				
1- 4	0- 0	0- 0	AWAY	0- 1	0- 1	1- 2				
1- 1	0- 0	0- 0	NEUTRAL	0- 0	0- 0	1- 1				
4- 5	0- 0	0- 0	NON-CONFERENCE	0- 2	0- 0	4- 3				
3- 1	0- 0	0- 0	HOME	0- 1	0- 0	3- 0				
0- 3	0- 0	0- 0	AWAY	0- 1	0- 0	0- 2				
1- 1	0- 0	0- 0	NEUTRAL	0- 0	0- 0	1- 1				
1- 4	0- 0	0- 1	CONFERENCE	0- 1	0- 2	1- 0				
0- 3	0- 0	0- 1	HOME	0- 1	0- 1	0- 0				
1- 1	0- 0	0- 0	AWAY	0- 0	0- 1	1- 0				
0- 0	0- 0	0- 0	NEUTRAL	0- 0	0- 0	0- 0				

RPI S	Opponent	Score	RPI S	Opponent	Score	RPI S	Opponent	Score	RPI S	Opponent	Score
			33	H Ohio	57 72	56	H Ball St.	56 67	102	A Western Mich.	45 74
						77	A Virginia	39 68	129	H Akron	55 71
						79	H South Dakota St.	45 58	183	N Davidson	56 60
									205	A Cincinnati	51 54
									219	N Jacksonville	72 69
									242	A Miami (OH)	64 58
									274	H Evansville	74 56
									280	H Bradley	66 53
									284	A Cleveland St.	48 69
									335	H Illinois St.	70 52
LAST 12 Division I GAMES:											
129	H Akron	55 71	56	H Ball St.	56 67	284	A Cleveland St.	48 69	274	H Evansville	74 56
33	H Ohio	57 72	205	A Cincinnati	51 54	219	N Jacksonville	72 69	183	N Davidson	56 60
102	A Western Mich.	45 74	79	H South Dakota St.	45 58	280	H Bradley	66 53	242	A Miami (OH)	64 58
242	A Miami (OH)	64 58	77	A Virginia	39 68	335	H Illinois St.	70 52	274	H Evansville	74 56

Non-Div I Games:

Bowling Green

■ Loss,
 ■ Non-Conf,
 ■ S Site,
 ■ H Home
 ■ A Away
 N Neutral

Bradley

Through Games Of Jan. 17, 2016

Average RPI Win:	286	WON-LOST	WINNING	LAST 10	STRENGTH OF	OPP. STRENGTH	TEAM	ADJ.	CONF.	ADJ CONF.
Average RPI Loss:	145	RECORD	PCT. RANK	GAMES	SCHEDULE	OF SCHEDULE	RPI	RPI	RPI	RPI
DIV. I ONLY	4- 11	282	2- 8	260	174	280	280	21	21	
DIV. I NON-CONF.	3- 7	248	2- 4	224	205	245	245	18	18	
TOTALS	RPI 1-25	RPI 26-50	W-L RECORDS	RPI 51-100	RPI 101-150	RPI 150+				
4- 11	0- 1	0- 1	OVERALL	0- 1	0- 3	4- 5				
2- 5	0- 0	0- 1	HOME	0- 0	0- 2	2- 2				
2- 6	0- 1	0- 0	AWAY	0- 1	0- 1	2- 3				
0- 0	0- 0	0- 0	NEUTRAL	0- 0	0- 0	0- 0				
3- 7	0- 1	0- 1	NON-CONFERENCE	0- 1	0- 1	3- 3				
1- 3	0- 0	0- 1	HOME	0- 0	0- 1	1- 1				
2- 4	0- 1	0- 0	AWAY	0- 1	0- 0	2- 2				
0- 0	0- 0	0- 0	NEUTRAL	0- 0	0- 0	0- 0				
1- 4	0- 0	0- 0	CONFERENCE	0- 0	0- 2	1- 2				
1- 2	0- 0	0- 0	HOME	0- 0	0- 1	1- 1				
0- 2	0- 0	0- 0	AWAY	0- 0	0- 1	0- 1				
0- 0	0- 0	0- 0	NEUTRAL	0- 0	0- 0	0- 0				

RPI 1-25				RPI 26-50				RPI 51-100				RPI 101+ Team's RPI: 280			
RPI	S	Opponent	Score	RPI	S	Opponent	Score	RPI	S	Opponent	Score	RPI	S	Opponent	Score
21	A	Iowa	53 60	34	H	Oklahoma	46 79	88	A	Saint Louis	58 75	102	H	Western Mich.	59 72
												108	H	Missouri St.	44 55
												113	A	Southern Ill.	49 75
												151	H	Loyola Chicago	54 67
												180	A	Detroit	75 67
												212	H	Ill.-Chicago	56 66
												237	A	Northern Ill.	64 68
												251	A	Bowling Green	53 66
												274	A	Evansville	46 62
												311	H	Wichita St.	50 44
												322	H	Kent St.	68 60
												331	A	Chicago St.	66 60
LAST 12 Division I GAMES:															
108	H	Missouri St.	44 55	311	H	Wichita St.	50 44								
274	A	Evansville	46 62	21	A	Iowa	53 60								
113	A	Southern Ill.	49 75	322	H	Kent St.	68 60								
151	H	Loyola Chicago	54 67	212	H	Ill.-Chicago	56 66								
88	A	Saint Louis	58 75	331	A	Chicago St.	66 60								
237	A	Northern Ill.	64 68	102	H	Western Mich.	59 72								

Non-Div I Games: Eureka 87 47

Bradley

■ Loss,
 ■ Non-Conf, S Site,
 ■ Home
 ■ Away
 N Neutral

Average RPI Win:	261	WON-LOST	WINNING	LAST 10	STRENGTH OF	OPP. STRENGTH	TEAM	ADJ.	CONF.	ADJ CONF.
Average RPI Loss:	233	RECORD	PCT. RANK	GAMES	SCHEDULE	OF SCHEDULE	RPI	RPI	RPI	RPI
DIV. I ONLY	10- 3	44	6- 3	346	238	170	170	12	12	
DIV. I NON-CONF.	10- 2	33	8- 2	345	278	166	166	13	13	
TOTALS	RPI 1-25	RPI 26-50	W-L RECORDS	RPI 51-100	RPI 101-150	RPI 150+				
10- 3	0- 0	0- 0	OVERALL	0- 0	0- 1	10- 2				
5- 0	0- 0	0- 0	HOME	0- 0	0- 0	5- 0				
5- 3	0- 0	0- 0	AWAY	0- 0	0- 1	5- 2				
0- 0	0- 0	0- 0	NEUTRAL	0- 0	0- 0	0- 0				
10- 2	0- 0	0- 0	NON-CONFERENCE	0- 0	0- 0	10- 2				
5- 0	0- 0	0- 0	HOME	0- 0	0- 0	5- 0				
5- 2	0- 0	0- 0	AWAY	0- 0	0- 0	5- 2				
0- 0	0- 0	0- 0	NEUTRAL	0- 0	0- 0	0- 0				
0- 1	0- 0	0- 0	CONFERENCE	0- 0	0- 1	0- 0				
0- 0	0- 0	0- 0	HOME	0- 0	0- 0	0- 0				
0- 1	0- 0	0- 0	AWAY	0- 0	0- 1	0- 0				
0- 0	0- 0	0- 0	NEUTRAL	0- 0	0- 0	0- 0				

RPI 1-25			RPI 26-50			RPI 51-100			RPI 101+			Team's RPI: 170
RPI	S	Opponent	Score	RPI	S	Opponent	Score	RPI	S	Opponent	Score	
								124	A	Yale	54	81
								185	H	Rhode Island	67	63
								211	H	Providence	57	47
								225	H	Binghamton	67	65
								230	H	Morgan St.	72	45
								240	A	Bryant	84	67
								258	A	Manhattan	56	80
								260	A	Bethune-Cookman	68	61
								297	H	Vermont	71	54
								302	A	Fairleigh Dickinson	63	48
								318	A	Saint Peter's	67	79
								322	A	Kent St.	62	57
								337	A	NJIT	74	49
LAST 12 Division I GAMES:												
337	A	NJIT	74	49	124	A	Yale	54	81			
318	A	Saint Peter's	67	79	185	H	Rhode Island	67	63			
302	A	Fairleigh Dickinson	63	48	258	A	Manhattan	56	80			
322	A	Kent St.	62	57	297	H	Vermont	71	54			
240	A	Bryant	84	67	230	H	Morgan St.	72	45			
225	H	Binghamton	67	65	211	H	Providence	57	47			

Non-Div I Games: Mount Ida 114 28 Rhode Island Col. 90 35

Brown

Loss, Non-Conf, S Site, H Home A Away N Neutral

Average RPI Win:	302	WON-LOST	WINNING	LAST 10	STRENGTH OF	OPP. STRENGTH	TEAM	ADJ.	CONF.	ADJ CONF.
Average RPI Loss:	156	RECORD	PCT. RANK	GAMES	SCHEDULE	OF SCHEDULE	RPI	RPI	RPI	RPI
DIV. I ONLY	8- 8	166	6- 4	313	303	240	240	32	32	
DIV. I NON-CONF.	3- 8	258	1- 6	235	256	279	279	32	32	
TOTALS	RPI 1-25	RPI 26-50	W-L RECORDS	RPI 51-100	RPI 101-150	RPI 150+				
8- 8	0- 0	0- 1	OVERALL	0- 1	0- 1	8- 5				
4- 3	0- 0	0- 0	HOME	0- 0	0- 0	4- 3				
4- 5	0- 0	0- 1	AWAY	0- 1	0- 1	4- 2				
0- 0	0- 0	0- 0	NEUTRAL	0- 0	0- 0	0- 0				
3- 8	0- 0	0- 1	NON-CONFERENCE	0- 1	0- 1	3- 5				
2- 3	0- 0	0- 0	HOME	0- 0	0- 0	2- 3				
1- 5	0- 0	0- 1	AWAY	0- 1	0- 1	1- 2				
0- 0	0- 0	0- 0	NEUTRAL	0- 0	0- 0	0- 0				
5- 0	0- 0	0- 0	CONFERENCE	0- 0	0- 0	5- 0				
2- 0	0- 0	0- 0	HOME	0- 0	0- 0	2- 0				
3- 0	0- 0	0- 0	AWAY	0- 0	0- 0	3- 0				
0- 0	0- 0	0- 0	NEUTRAL	0- 0	0- 0	0- 0				

RPI S	Opponent	Score	RPI S	Opponent	Score	RPI S	Opponent	Score	RPI S	Opponent	Score	Team's RPI: 240
26	A Seton Hall	57 93	62	A Boston College	59 74	106	A Maine	38 76	170	H Brown	67 84	
						171	H Cornell	62 70	211	A Providence	78 88	
						221	H Massachusetts	69 86	235	H New Hampshire	55 42	
						282	A Holy Cross	64 65	297	H Vermont	68 52	
						298	A UMass Lowell	83 64	302	A Fairleigh Dickinson	70 41	
						306	H Central Conn. St.	70 56	310	H LIU Brooklyn	63 55	
						333	A Wagner	82 71	336	A Mt. St. Mary's	70 59	
LAST 12 Division I GAMES:												
336	A Mt. St. Mary's	70 59	310	H LIU Brooklyn	63 55							
333	A Wagner	82 71	106	A Maine	38 76							
302	A Fairleigh Dickinson	70 41	211	A Providence	78 88							
306	H Central Conn. St.	70 56	170	H Brown	67 84							
62	A Boston College	59 74	221	H Massachusetts	69 86							
235	H New Hampshire	55 42	282	A Holy Cross	64 65							

Non-Div I Games:

Bryant

Bucknell

Through Games Of Jan. 17, 2016

Average RPI Win:	246	WON-LOST	WINNING	LAST 10	STRENGTH OF	OPP. STRENGTH	TEAM	ADJ.	CONF.	ADJ CONF.
Average RPI Loss:	139	RECORD	PCT. RANK	GAMES	SCHEDULE	OF SCHEDULE	RPI	RPI	RPI	RPI
DIV. I ONLY	12- 5	74	8- 2	216	287	101	101	29	29	
DIV. I NON-CONF.	6- 5	147	2- 4	236	251	175	175	29	29	
TOTALS	RPI 1-25	RPI 26-50	W-L RECORDS	RPI 51-100	RPI 101-150	RPI 150+				
12- 5	0- 1	0- 0	OVERALL	1- 1	0- 0	11- 3				
6- 1	0- 0	0- 0	HOME	1- 1	0- 0	5- 0				
6- 4	0- 1	0- 0	AWAY	0- 0	0- 0	6- 3				
0- 0	0- 0	0- 0	NEUTRAL	0- 0	0- 0	0- 0				
6- 5	0- 1	0- 0	NON-CONFERENCE	0- 1	0- 0	6- 3				
4- 1	0- 0	0- 0	HOME	0- 1	0- 0	4- 0				
2- 4	0- 1	0- 0	AWAY	0- 0	0- 0	2- 3				
0- 0	0- 0	0- 0	NEUTRAL	0- 0	0- 0	0- 0				
6- 0	0- 0	0- 0	CONFERENCE	1- 0	0- 0	5- 0				
2- 0	0- 0	0- 0	HOME	1- 0	0- 0	1- 0				
4- 0	0- 0	0- 0	AWAY	0- 0	0- 0	4- 0				
0- 0	0- 0	0- 0	NEUTRAL	0- 0	0- 0	0- 0				

RPI 1-25				RPI 26-50				RPI 51-100				RPI 101+ Team's RPI: 101			
RPI	S	Opponent	Score	RPI	S	Opponent	Score	RPI	S	Opponent	Score	RPI	S	Opponent	Score
1	A	Notre Dame	54 85					90	H	Youngstown St.	47 55	187	A	UMBC	52 65
								91	H	Army West Point	79 69	188	A	Canisius	56 61
												198	H	Delaware	80 51
												223	H	Lehigh	80 77
												225	H	Binghamton	76 46
												229	A	American	66 60
												230	A	Morgan St.	50 64
												250	A	Navy	51 41
												258	A	Manhattan	61 56
												275	A	Colgate	71 51
												282	A	Holy Cross	58 51
												284	A	Cleveland St.	59 57
												302	H	Fairleigh Dickinson	72 62
												336	H	Mt. St. Mary's	71 45
LAST 12 Division I GAMES:															
223	H	Lehigh	80 77	275	A	Colgate	71 51	198	H	Delaware	80 51	187	A	UMBC	52 65
282	A	Holy Cross	58 51	302	H	Fairleigh Dickinson	72 62	90	H	Youngstown St.	47 55	188	A	Canisius	56 61
229	A	American	66 60	91	H	Army West Point	79 69								
91	H	Army West Point	79 69	250	A	Navy	51 41								
250	A	Navy	51 41	230	A	Morgan St.	50 64								
230	A	Morgan St.	50 64												

Non-Div I Games:

Bucknell

Loss, Non-Conf, S Site, H Home A Away N Neutral

Buffalo

Through Games Of Jan. 17, 2016

Average RPI Win:	236	WON-LOST	WINNING	LAST 10	STRENGTH OF	OPP. STRENGTH	TEAM	ADJ.	CONF.	ADJ CONF.
Average RPI Loss:	70	RECORD	PCT. RANK	GAMES	SCHEDULE	OF SCHEDULE	RPI	RPI	RPI	RPI
DIV. I ONLY	10- 6	107	4- 6	133	185	94	94	10	10	
DIV. I NON-CONF.	8- 3	78	4- 3	159	249	84	84	11	11	
TOTALS	RPI 1-25	RPI 26-50	W-L RECORDS	RPI 51-100	RPI 101-150	RPI 150+				
10- 6	0- 0	0- 2	OVERALL	0- 3	1- 1	9- 0				
4- 2	0- 0	0- 1	HOME	0- 0	1- 1	3- 0				
5- 4	0- 0	0- 1	AWAY	0- 3	0- 0	5- 0				
1- 0	0- 0	0- 0	NEUTRAL	0- 0	0- 0	1- 0				
8- 3	0- 0	0- 2	NON-CONFERENCE	0- 1	0- 0	8- 0				
3- 1	0- 0	0- 1	HOME	0- 0	0- 0	3- 0				
4- 2	0- 0	0- 1	AWAY	0- 1	0- 0	4- 0				
1- 0	0- 0	0- 0	NEUTRAL	0- 0	0- 0	1- 0				
2- 3	0- 0	0- 0	CONFERENCE	0- 2	1- 1	1- 0				
1- 1	0- 0	0- 0	HOME	0- 0	1- 1	0- 0				
1- 2	0- 0	0- 0	AWAY	0- 2	0- 0	1- 0				
0- 0	0- 0	0- 0	NEUTRAL	0- 0	0- 0	0- 0				

RPI 1-25				RPI 26-50				RPI 51-100				Team's RPI: 94	RPI 101+			
RPI	S	Opponent	Score	RPI	S	Opponent	Score	RPI	S	Opponent	Score		RPI	S	Opponent	Score
				39	A	St. Bonaventure	32 59	56	A	Ball St.	63 68		117	H	Central Mich.	67 61
				45	H	Duquesne	62 79	64	A	Hofstra	36 79		129	H	Akron	61 69
								86	A	Eastern Mich.	56 67		171	H	Cornell	59 41
													188	H	Canisius	54 40
													221	A	Massachusetts	56 48
													236	N	Clemson	61 51
													246	A	UCF	66 60
													273	A	Niagara	57 48
													277	A	Sacred Heart	66 53
													310	H	LIU Brooklyn	55 38
													322	A	Kent St.	77 66
LAST 12 Division I GAMES:																
				56	A	Ball St.	63 68	129	H	Akron	61 69					
				322	A	Kent St.	77 66	39	A	St. Bonaventure	32 59					
				117	H	Central Mich.	67 61	45	H	Duquesne	62 79					
				86	A	Eastern Mich.	56 67	64	A	Hofstra	36 79					
				277	A	Sacred Heart	66 53	236	N	Clemson	61 51					
				273	A	Niagara	57 48	246	A	UCF	66 60					

Non-Div I Games:

Buffalo

 Loss,
 Non-Conf, S Site,
 Home
 Away
N Neutral

Average RPI Win:	177	WON-LOST	WINNING	LAST 10	STRENGTH OF	OPP. STRENGTH	TEAM	ADJ.	CONF.	ADJ CONF.
Average RPI Loss:	82	RECORD	PCT. RANK	GAMES	SCHEDULE	OF SCHEDULE	RPI	RPI	RPI	RPI
DIV. I ONLY	7- 11	221	3- 7	93	24	159	159	6	6	
DIV. I NON-CONF.	5- 6	180	1- 4	98	22	123	123	6	6	
TOTALS	RPI 1-25	RPI 26-50	W-L RECORDS	RPI 51-100	RPI 101-150	RPI 150+				
7- 11	0- 2	0- 2	OVERALL	1- 4	2- 2	4- 1				
4- 5	0- 1	0- 2	HOME	1- 1	2- 1	1- 0				
2- 6	0- 1	0- 0	AWAY	0- 3	0- 1	2- 1				
1- 0	0- 0	0- 0	NEUTRAL	0- 0	0- 0	1- 0				
5- 6	0- 2	0- 0	NON-CONFERENCE	1- 3	1- 0	3- 1				
3- 1	0- 1	0- 0	HOME	1- 0	1- 0	1- 0				
1- 5	0- 1	0- 0	AWAY	0- 3	0- 0	1- 1				
1- 0	0- 0	0- 0	NEUTRAL	0- 0	0- 0	1- 0				
2- 5	0- 0	0- 2	CONFERENCE	0- 1	1- 2	1- 0				
1- 4	0- 0	0- 2	HOME	0- 1	1- 1	0- 0				
1- 1	0- 0	0- 0	AWAY	0- 0	0- 1	1- 0				
0- 0	0- 0	0- 0	NEUTRAL	0- 0	0- 0	0- 0				

RPI	S	Opponent	Score	RPI	S	Opponent	Score	RPI	S	Opponent	Score	RPI	S	Opponent	Score	Team's RPI: 159
14	H	Green Bay	46 55	32	H	DePaul	54 61	55	A	Chattanooga	49 60	103	A	Creighton	49 77	
22	A	South Fla.	77 87	50	H	Villanova	45 57	56	A	Ball St.	50 58	126	H	Georgetown	82 76	
								83	A	Wright St.	53 66	134	H	Xavier	63 73	
								84	H	TCU	65 53	137	H	Arkansas	63 57	
								89	H	Marquette	64 80	201	H	Valparaiso	72 53	
												211	A	Providence	77 67	
												236	N	Clemson	54 50	
												246	A	UCF	71 63	
												269	A	Indiana St.	63 70	
LAST 12 Division I GAMES:																
32	H	DePaul	54 61	89	H	Marquette	64 80									
103	A	Creighton	49 77	269	A	Indiana St.	63 70									
211	A	Providence	77 67	137	H	Arkansas	63 57									
134	H	Xavier	63 73	14	H	Green Bay	46 55									
126	H	Georgetown	82 76	56	A	Ball St.	50 58									
50	H	Villanova	45 57	83	A	Wright St.	53 66									

Non-Div I Games:

Butler

■ Loss,
■ Non-Conf,
■ S Site,
■ H Home
■ A Away
N Neutral

CSU Bakersfield

Through Games Of Jan. 17, 2016

Average RPI Win:	252	WON-LOST	WINNING	LAST 10	STRENGTH OF	OPP. STRENGTH	TEAM	ADJ.	CONF.	ADJ CONF.
Average RPI Loss:	109	RECORD	PCT. RANK	GAMES	SCHEDULE	OF SCHEDULE	RPI	RPI	RPI	RPI
DIV. I ONLY	5- 13	279	4- 6	186	52	262	262	24	24	
DIV. I NON-CONF.	3- 12	290	2- 7	112	17	247	247	26	26	
TOTALS	RPI 1-25	RPI 26-50	W-L RECORDS	RPI 51-100	RPI 101-150	RPI 150+				
5- 13	0- 5	0- 0	OVERALL	0- 2	0- 3	5- 3				
5- 4	0- 0	0- 0	HOME	0- 0	0- 2	5- 2				
0- 7	0- 3	0- 0	AWAY	0- 2	0- 1	0- 1				
0- 2	0- 2	0- 0	NEUTRAL	0- 0	0- 0	0- 0				
3- 12	0- 5	0- 0	NON-CONFERENCE	0- 2	0- 3	3- 2				
3- 3	0- 0	0- 0	HOME	0- 0	0- 2	3- 1				
0- 7	0- 3	0- 0	AWAY	0- 2	0- 1	0- 1				
0- 2	0- 2	0- 0	NEUTRAL	0- 0	0- 0	0- 0				
2- 1	0- 0	0- 0	CONFERENCE	0- 0	0- 0	2- 1				
2- 1	0- 0	0- 0	HOME	0- 0	0- 0	2- 1				
0- 0	0- 0	0- 0	AWAY	0- 0	0- 0	0- 0				
0- 0	0- 0	0- 0	NEUTRAL	0- 0	0- 0	0- 0				

RPI 1-25				RPI 26-50				RPI 51-100				RPI 101+ Team's RPI: 262			
RPI	S	Opponent	Score	RPI	S	Opponent	Score	RPI	S	Opponent	Score	RPI	S	Opponent	Score
4	N	South Carolina	71 90					75	A	UC Riverside	61 81	125	A	Hawaii	60 74
5	A	Stanford	41 83					100	A	Fresno St.	52 57	125	H	Hawaii	55 65
9	A	UCLA	68 82									135	H	Pacific	74 80
10	A	Oregon St.	51 75									156	H	Cal Poly	57 52
11	N	Arizona St.	47 60									227	H	Seattle	76 68
												228	H	San Jose St.	90 88
												254	A	UC Santa Barbara	60 61
												268	H	Pepperdine	73 76
												292	H	UMKC	40 56
												319	H	UC Irvine	65 39
												331	H	Chicago St.	76 43
LAST 12 Division I GAMES:															
292	H	UMKC	40 56	227	H	Seattle	76 68	10	A	Oregon St.	51 75				
331	H	Chicago St.	76 43	75	A	UC Riverside	61 81	268	H	Pepperdine	73 76				
319	H	UC Irvine	65 39	9	A	UCLA	68 82	100	A	Fresno St.	52 57				
125	H	Hawaii	55 65												
5	A	Stanford	41 83												
156	H	Cal Poly	57 52												

Non-Div I Games:

CSU Bakersfield

Loss, Non-Conf, S Site, H Home A Away N Neutral

Average RPI Win:	225	WON-LOST	WINNING	LAST 10	STRENGTH OF	OPP. STRENGTH	TEAM	ADJ.	CONF.	ADJ CONF.
Average RPI Loss:	154	RECORD	PCT. RANK	GAMES	SCHEDULE	OF SCHEDULE	RPI	RPI	RPI	RPI
DIV. I ONLY	2- 15	333	1- 9	204	96	300	300	20	20	
DIV. I NON-CONF.	2- 12	311	1- 8	203	61	282	282	21	21	
TOTALS	RPI 1-25	RPI 26-50	W-L RECORDS	RPI 51-100	RPI 101-150	RPI 150+				
2- 15	0- 1	0- 3	OVERALL	0- 2	0- 2	2- 7				
1- 6	0- 0	0- 2	HOME	0- 0	0- 0	1- 4				
1- 9	0- 1	0- 1	AWAY	0- 2	0- 2	1- 3				
0- 0	0- 0	0- 0	NEUTRAL	0- 0	0- 0	0- 0				
2- 12	0- 1	0- 3	NON-CONFERENCE	0- 2	0- 1	2- 5				
1- 4	0- 0	0- 2	HOME	0- 0	0- 0	1- 2				
1- 8	0- 1	0- 1	AWAY	0- 2	0- 1	1- 3				
0- 0	0- 0	0- 0	NEUTRAL	0- 0	0- 0	0- 0				
0- 3	0- 0	0- 0	CONFERENCE	0- 0	0- 1	0- 2				
0- 2	0- 0	0- 0	HOME	0- 0	0- 0	0- 2				
0- 1	0- 0	0- 0	AWAY	0- 0	0- 1	0- 0				
0- 0	0- 0	0- 0	NEUTRAL	0- 0	0- 0	0- 0				

RPI 1-25				RPI 26-50				RPI 51-100				RPI 101+ Team's RPI: 300			
RPI	S	Opponent	Score	RPI	S	Opponent	Score	RPI	S	Opponent	Score	RPI	S	Opponent	Score
11	A	Arizona St.	46 69	35	A	Utah	56 97	63	A	San Diego	64 86	118	A	Idaho	50 106
				41	H	Georgia	58 83	69	A	California	44 106	125	A	Hawaii	50 77
				48	H	St. Mary's (CA)	59 93					178	H	Penn St.	81 73
												206	A	Eastern Wash.	59 70
												210	H	UC Davis	52 75
												227	H	Seattle	56 62
												249	H	San Diego St.	65 67
												254	H	UC Santa Barbara	49 65
												271	A	Portland	68 62
												328	A	Portland St.	77 83
												329	A	Southern Utah	65 67
LAST 12 Division I GAMES:															
125	A	Hawaii	50 77	254	H	UC Santa Barbara	49 65								
210	H	UC Davis	52 75	271	A	Portland	68 62								
227	H	Seattle	56 62	249	H	San Diego St.	65 67								
69	A	California	44 106	35	A	Utah	56 97								
11	A	Arizona St.	46 69	329	A	Southern Utah	65 67								
328	A	Portland St.	77 83	41	H	Georgia	58 83								

Non-Div I Games:

CSUN

■ Loss,
 ■ Non-Conf,
 ■ S Site,
 ■ H Home
 ■ A Away
 N Neutral

Average RPI Win:	235	WON-LOST	WINNING	LAST 10	STRENGTH OF	OPP. STRENGTH	TEAM	ADJ.	CONF.	ADJ CONF.
Average RPI Loss:	126	RECORD	PCT. RANK	GAMES	SCHEDULE	OF SCHEDULE	RPI	RPI	RPI	RPI
DIV. I ONLY	9- 7	135	6- 4	243	180	156	156	20	20	
DIV. I NON-CONF.	7- 6	156	5- 4	130	169	129	129	21	21	
TOTALS	RPI 1-25	RPI 26-50	W-L RECORDS	RPI 51-100	RPI 101-150	RPI 150+				
9- 7	0- 1	0- 1	OVERALL	1- 2	1- 0	7- 3				
5- 1	0- 0	0- 0	HOME	1- 1	0- 0	4- 0				
4- 5	0- 1	0- 1	AWAY	0- 1	1- 0	3- 2				
0- 1	0- 0	0- 0	NEUTRAL	0- 0	0- 0	0- 1				
7- 6	0- 1	0- 1	NON-CONFERENCE	1- 2	1- 0	5- 2				
4- 1	0- 0	0- 0	HOME	1- 1	0- 0	3- 0				
3- 4	0- 1	0- 1	AWAY	0- 1	1- 0	2- 1				
0- 1	0- 0	0- 0	NEUTRAL	0- 0	0- 0	0- 1				
2- 1	0- 0	0- 0	CONFERENCE	0- 0	0- 0	2- 1				
1- 0	0- 0	0- 0	HOME	0- 0	0- 0	1- 0				
1- 1	0- 0	0- 0	AWAY	0- 0	0- 0	1- 1				
0- 0	0- 0	0- 0	NEUTRAL	0- 0	0- 0	0- 0				

RPI 1-25				RPI 26-50				RPI 51-100				RPI 101+ Team's RPI: 156			
RPI	S	Opponent	Score	RPI	S	Opponent	Score	RPI	S	Opponent	Score	RPI	S	Opponent	Score
10	A	Oregon St.	43 80	48	A	St. Mary's (CA)	83 87	69	A	California	57 82	128	A	San Francisco	62 61
								73	H	Santa Clara	63 69	163	N	UTRGV	58 66
								100	H	Fresno St.	64 60	189	H	Montana St.	66 57
												194	H	Sacramento St.	97 72
												254	A	UC Santa Barbara	67 78
												261	H	Loyola Marymount	70 58
												262	A	CSU Bakersfield	52 57
												268	A	Pepperdine	61 47
												319	A	UC Irvine	72 54
												324	H	Cal St. Fullerton	51 46
												332	A	A&M-Corpus Christi	56 45
LAST 12 Division I GAMES:															
319	A	UC Irvine	72 54	324	H	Cal St. Fullerton	51 46								
254	A	UC Santa Barbara	67 78	261	H	Loyola Marymount	70 58								
194	H	Sacramento St.	97 72	100	H	Fresno St.	64 60								
10	A	Oregon St.	43 80	268	A	Pepperdine	61 47								
262	A	CSU Bakersfield	52 57	189	H	Montana St.	66 57								
48	A	St. Mary's (CA)	83 87	73	H	Santa Clara	63 69								

Non-Div I Games:

Cal Poly

■ Loss,
■ Non-Conf,
■ S Site,
■ H Home
■ A Away
N Neutral

Average RPI Win:	295	WON-LOST	WINNING	LAST 10	STRENGTH OF	OPP. STRENGTH	TEAM	ADJ.	CONF.	ADJ CONF.
Average RPI Loss:	200	RECORD	PCT. RANK	GAMES	SCHEDULE	OF SCHEDULE	RPI	RPI	RPI	RPI
DIV. I ONLY	2- 15	333	0- 10	202	344	324	324	20	20	
DIV. I NON-CONF.	2- 12	311	0- 9	220	345	322	322	21	21	
TOTALS	RPI 1-25	RPI 26-50	W-L RECORDS	RPI 51-100	RPI 101-150	RPI 150+				
2- 15	0- 0	0- 0	OVERALL	0- 1	0- 2	2- 12				
1- 7	0- 0	0- 0	HOME	0- 1	0- 1	1- 5				
1- 7	0- 0	0- 0	AWAY	0- 0	0- 1	1- 6				
0- 1	0- 0	0- 0	NEUTRAL	0- 0	0- 0	0- 1				
2- 12	0- 0	0- 0	NON-CONFERENCE	0- 1	0- 1	2- 10				
1- 5	0- 0	0- 0	HOME	0- 1	0- 0	1- 4				
1- 6	0- 0	0- 0	AWAY	0- 0	0- 1	1- 5				
0- 1	0- 0	0- 0	NEUTRAL	0- 0	0- 0	0- 1				
0- 3	0- 0	0- 0	CONFERENCE	0- 0	0- 1	0- 2				
0- 2	0- 0	0- 0	HOME	0- 0	0- 1	0- 1				
0- 1	0- 0	0- 0	AWAY	0- 0	0- 0	0- 1				
0- 0	0- 0	0- 0	NEUTRAL	0- 0	0- 0	0- 0				

RPI 1-25				RPI 26-50				RPI 51-100				RPI 101+				Team's RPI: 324	
RPI	S	Opponent	Score	RPI	S	Opponent	Score	RPI	S	Opponent	Score	RPI	S	Opponent	Score		
								63	H	San Diego	44	53	130	A	SMU	53	74
												139	H	Long Beach St.	61	82	
												156	A	Cal Poly	46	51	
												165	H	Weber St.	40	60	
												171	H	Cornell	47	59	
												189	A	Montana St.	66	89	
												206	H	Eastern Wash.	57	68	
												214	H	Wyoming	56	61	
												220	A	Montana	51	86	
												237	N	Northern Ill.	49	72	
												249	A	San Diego St.	43	54	
												254	H	UC Santa Barbara	47	65	
												261	A	Loyola Marymount	75	73	
												268	A	Pepperdine	75	81	
												328	H	Portland St.	84	69	
												334	A	North Dakota St.	64	79	
LAST 12 Division I GAMES:																	
254	H	UC Santa Barbara	47	65	156	A	Cal Poly	46	51								
139	H	Long Beach St.	61	82	63	H	San Diego	44	53								
334	A	North Dakota St.	64	79	220	A	Montana	51	86								
171	H	Cornell	47	59	189	A	Montana St.	66	89								
249	A	San Diego St.	43	54	237	N	Northern Ill.	49	72								
206	H	Eastern Wash.	57	68	130	A	SMU	53	74								

Non-Div I Games:

Cal St. Fullerton

■ Loss,
 ■ Non-Conf,
 ■ S Site,
 ■ H Home
 ■ A Away
 N Neutral

California

Through Games Of Jan. 17, 2016

Average RPI Win:	137	WON-LOST	WINNING	LAST 10	STRENGTH OF	OPP. STRENGTH	TEAM	ADJ.	CONF.	ADJ CONF.
Average RPI Loss:	45	RECORD	PCT. RANK	GAMES	SCHEDULE	OF SCHEDULE	RPI	RPI	RPI	RPI
DIV. I ONLY	10- 7	124	5- 5	38	10	69	69	1	1	
DIV. I NON-CONF.	8- 2	51	4- 1	106	27	52	52	1	1	
TOTALS	RPI 1-25	RPI 26-50	W-L RECORDS	RPI 51-100	RPI 101-150	RPI 150+				
10- 7	2- 2	0- 3	OVERALL	2- 2	2- 0	4- 0				
7- 2	1- 0	0- 2	HOME	2- 0	1- 0	3- 0				
2- 4	1- 0	0- 0	AWAY	0- 0	0- 0	1- 0				
1- 1	0- 0	0- 1	NEUTRAL	0- 0	1- 0	0- 0				
8- 2	1- 0	0- 2	NON-CONFERENCE	2- 0	1- 0	4- 0				
5- 1	0- 0	0- 1	HOME	2- 0	0- 0	3- 0				
2- 0	1- 0	0- 0	AWAY	0- 0	0- 0	1- 0				
1- 1	0- 0	0- 1	NEUTRAL	0- 0	1- 0	0- 0				
2- 5	1- 2	0- 1	CONFERENCE	0- 2	1- 0	0- 0				
2- 1	1- 0	0- 1	HOME	0- 0	1- 0	0- 0				
0- 4	0- 2	0- 0	AWAY	0- 2	0- 0	0- 0				
0- 0	0- 0	0- 0	NEUTRAL	0- 0	0- 0	0- 0				

RPI 1-25				RPI 26-50				RPI 51-100				Team's RPI: 69	RPI 101+			
RPI	S	Opponent	Score	RPI	S	Opponent	Score	RPI	S	Opponent	Score		RPI	S	Opponent	Score
9	H	UCLA	108 104	31	N	Texas A&M	58 75	75	H	UC Riverside	64 58		132	N	Liberty	77 72
10	A	Oregon St.	48 70	35	H	Utah	79 84	80	A	Arizona	52 57		149	H	Colorado	64 35
11	A	Arizona St.	49 57	48	H	St. Mary's (CA)	63 64	82	H	Nebraska	87 80		156	H	Cal Poly	82 57
15	A	Louisville	75 71					99	A	Oregon	59 69		194	H	Sacramento St.	117 99
													253	A	Austin Peay	67 58
													300	H	CSUN	106 44
LAST 12 Division I GAMES:																
10	A	Oregon St.	48 70	99	A	Oregon	59 69									
35	H	Utah	79 84	9	H	UCLA	108 104									
149	H	Colorado	64 35	82	H	Nebraska	87 80									
80	A	Arizona	52 57	194	H	Sacramento St.	117 99									
11	A	Arizona St.	49 57	48	H	St. Mary's (CA)	63 64									
300	H	CSUN	106 44	132	N	Liberty	77 72									

Non-Div I Games:

California

■ Loss,
 ■ Non-Conf, S Site,
 ■ Home
 ■ Away
 N Neutral

Average RPI Win:	311	WON-LOST	WINNING	LAST 10	STRENGTH OF	OPP. STRENGTH	TEAM	ADJ.	CONF.	ADJ CONF.
Average RPI Loss:	172	RECORD	PCT. RANK	GAMES	SCHEDULE	OF SCHEDULE	RPI	RPI	RPI	RPI
DIV. I ONLY	7- 8	188	3- 7	311	340	267	267	27	27	
DIV. I NON-CONF.	5- 3	117	2- 3	323	347	211	211	27	27	
TOTALS	RPI 1-25	RPI 26-50	W-L RECORDS	RPI 51-100	RPI 101-150	RPI 150+				
7- 8	0- 0	0- 0	OVERALL	0- 1	0- 2	7- 5				
3- 4	0- 0	0- 0	HOME	0- 0	0- 1	3- 3				
4- 3	0- 0	0- 0	AWAY	0- 1	0- 0	4- 2				
0- 1	0- 0	0- 0	NEUTRAL	0- 0	0- 1	0- 0				
5- 3	0- 0	0- 0	NON-CONFERENCE	0- 1	0- 1	5- 1				
3- 0	0- 0	0- 0	HOME	0- 0	0- 0	3- 0				
2- 2	0- 0	0- 0	AWAY	0- 1	0- 0	2- 1				
0- 1	0- 0	0- 0	NEUTRAL	0- 0	0- 1	0- 0				
2- 5	0- 0	0- 0	CONFERENCE	0- 0	0- 1	2- 4				
0- 4	0- 0	0- 0	HOME	0- 0	0- 1	0- 3				
2- 1	0- 0	0- 0	AWAY	0- 0	0- 0	2- 1				
0- 0	0- 0	0- 0	NEUTRAL	0- 0	0- 0	0- 0				

RPI 1-25			RPI 26-50			RPI 51-100			RPI 101+			Team's RPI: 267
RPI	S	Opponent	Score	RPI	S	Opponent	Score	RPI	S	Opponent	Score	
						98 A VCU	34 57			123 N Central Ark.	34 57	
										132 H Liberty	52 62	
										164 A ETSU	55 70	
										184 H UNC Asheville	58 72	
										199 A Radford	59 62	
										209 H Gardner-Webb	35 70	
										264 H High Point	55 69	
										279 H N.C. A&T	56 55	
										290 A Coastal Caro.	83 70	
										303 A Longwood	73 56	
										308 A North Florida	66 55	
										314 H Western Caro.	73 66	
										336 H Mt. St. Mary's	62 53	
										349 A N.C. Central	57 48	
LAST 12 Division I GAMES:												
199	A	Radford	59 62	264	H	High Point	55 69					
303	A	Longwood	73 56	123	N	Central Ark.	34 57					
209	H	Gardner-Webb	35 70	164	A	ETSU	55 70					
184	H	UNC Asheville	58 72	314	H	Western Caro.	73 66					
132	H	Liberty	52 62	290	A	Coastal Caro.	83 70					
308	A	North Florida	66 55	98	A	VCU	34 57					

Non-Div I Games: UNC Pembroke

62 67

Campbell

Average RPI Win:	254	WON-LOST	WINNING	LAST 10	STRENGTH OF	OPP. STRENGTH	TEAM	ADJ.	CONF.	ADJ CONF.
Average RPI Loss:	123	RECORD	PCT. RANK	GAMES	SCHEDULE	OF SCHEDULE	RPI	RPI	RPI	RPI
DIV. I ONLY	8- 9	183	3- 7	169	229	188	188	25	25	
DIV. I NON-CONF.	5- 4	139	2- 2	59	179	92	92	24	24	
TOTALS	RPI 1-25	RPI 26-50	W-L RECORDS	RPI 51-100	RPI 101-150	RPI 150+				
8- 9	0- 1	0- 1	OVERALL	0- 2	1- 1	7- 4				
4- 4	0- 0	0- 1	HOME	0- 0	1- 0	3- 3				
4- 5	0- 1	0- 0	AWAY	0- 2	0- 1	4- 1				
0- 0	0- 0	0- 0	NEUTRAL	0- 0	0- 0	0- 0				
5- 4	0- 1	0- 1	NON-CONFERENCE	0- 2	1- 0	4- 0				
3- 1	0- 0	0- 1	HOME	0- 0	1- 0	2- 0				
2- 3	0- 1	0- 0	AWAY	0- 2	0- 0	2- 0				
0- 0	0- 0	0- 0	NEUTRAL	0- 0	0- 0	0- 0				
3- 5	0- 0	0- 0	CONFERENCE	0- 0	0- 1	3- 4				
1- 3	0- 0	0- 0	HOME	0- 0	0- 0	1- 3				
2- 2	0- 0	0- 0	AWAY	0- 0	0- 1	2- 1				
0- 0	0- 0	0- 0	NEUTRAL	0- 0	0- 0	0- 0				

RPI 1-25				RPI 26-50				RPI 51-100				RPI 101+ Team's RPI: 188			
RPI	S	Opponent	Score	RPI	S	Opponent	Score	RPI	S	Opponent	Score	RPI	S	Opponent	Score
8	A	Texas	62 92	39	H	St. Bonaventure	47 59	90	A	Youngstown St.	51 53	101	H	Bucknell	61 56
								94	A	Buffalo	40 54	119	A	Iona	56 79
												154	A	Quinnipiac	54 63
												154	H	Quinnipiac	68 80
												202	A	Northeastern	68 57
												217	H	Siena	52 58
												225	H	Binghamton	80 50
												234	H	Fairfield	50 51
												265	H	Saint Francis (PA)	77 52
												278	A	Rider	73 64
												318	A	Saint Peter's	60 53
												318	H	Saint Peter's	54 42
												326	A	Lamar	57 55
LAST 12 Division I GAMES:															
318	H	Saint Peter's	54 42	154	H	Quinnipiac	68 80								
119	A	Iona	56 79	202	A	Northeastern	68 57								
154	A	Quinnipiac	54 63	8	A	Texas	62 92								
217	H	Siena	52 58	326	A	Lamar	57 55								
234	H	Fairfield	50 51	278	A	Rider	73 64								
39	H	St. Bonaventure	47 59	318	A	Saint Peter's	60 53								

Non-Div I Games:

Canisius

■ Loss,
■ Non-Conf,
■ S Site,
■ H Home
■ A Away
N Neutral

Central Ark.

Through Games Of Jan. 17, 2016

Average RPI Win:	276	WON-LOST	WINNING	LAST 10	STRENGTH OF	OPP. STRENGTH	TEAM	ADJ.	CONF.	ADJ CONF.
Average RPI Loss:	16	RECORD	PCT. RANK	GAMES	SCHEDULE	OF SCHEDULE	RPI	RPI	RPI	RPI
DIV. I ONLY	10- 2	18	7- 1	309	248	123	123	26	26	
DIV. I NON-CONF.	6- 1	27	4- 0	290	288	98	98	25	25	
TOTALS	RPI 1-25	RPI 26-50	W-L RECORDS	RPI 51-100	RPI 101-150	RPI 150+				
10- 2	0- 2	0- 0	OVERALL	0- 0	0- 0	10- 0				
4- 1	0- 1	0- 0	HOME	0- 0	0- 0	4- 0				
4- 1	0- 0	0- 0	AWAY	0- 0	0- 0	4- 0				
2- 0	0- 0	0- 0	NEUTRAL	0- 0	0- 0	2- 0				
6- 1	0- 1	0- 0	NON-CONFERENCE	0- 0	0- 0	6- 0				
2- 0	0- 0	0- 0	HOME	0- 0	0- 0	2- 0				
2- 1	0- 1	0- 0	AWAY	0- 0	0- 0	2- 0				
2- 0	0- 0	0- 0	NEUTRAL	0- 0	0- 0	2- 0				
4- 1	0- 1	0- 0	CONFERENCE	0- 0	0- 0	4- 0				
2- 1	0- 1	0- 0	HOME	0- 0	0- 0	2- 0				
2- 0	0- 0	0- 0	AWAY	0- 0	0- 0	2- 0				
0- 0	0- 0	0- 0	NEUTRAL	0- 0	0- 0	0- 0				

RPI 1-25				RPI 26-50				RPI 51-100				RPI 101+ Team's RPI: 123			
RPI	S	Opponent	Score	RPI	S	Opponent	Score	RPI	S	Opponent	Score	RPI	S	Opponent	Score
13	A	Tennessee	47 102									166	A	Southeast Mo. St.	63 54
18	H	Abilene Christian	49 61									231	H	Houston Baptist	45 44
												256	A	Stephen F. Austin	55 53
												267	N	Campbell	57 34
												289	N	South Carolina St.	51 38
												295	H	Alcorn	58 35
												299	A	Murray St.	61 51
												299	H	Murray St.	50 40
												326	H	Lamar	74 49
												332	A	A&M-Corpus Christi	66 55
LAST 12 Division I GAMES:															
326	H	Lamar	74 49	231	H	Houston Baptist	45 44								
256	A	Stephen F. Austin	55 53	166	A	Southeast Mo. St.	63 54								
332	A	A&M-Corpus Christi	66 55	299	H	Murray St.	50 40								
18	H	Abilene Christian	49 61	295	H	Alcorn	58 35								
289	N	South Carolina St.	51 38	299	A	Murray St.	61 51								
267	N	Campbell	57 34	13	A	Tennessee	47 102								

Non-Div I Games: Central Baptist 70 37 Hendrix 72 43 Crowley's Ridge 93 38 Jarvis Christian 77 23
Central Ark.

Loss, Non-Conf, S Site, H Home A Away N Neutral

Average RPI Win:	295	WON-LOST	WINNING	LAST 10	STRENGTH OF	OPP. STRENGTH	TEAM	ADJ.	CONF.	ADJ CONF.
Average RPI Loss:	204	RECORD	PCT. RANK	GAMES	SCHEDULE	OF SCHEDULE	RPI	RPI	RPI	RPI
DIV. I ONLY	5- 11	258	4- 6	330	291	306	306	32	32	
DIV. I NON-CONF.	3- 8	258	2- 5	278	237	307	307	32	32	
TOTALS	RPI 1-25	RPI 26-50	W-L RECORDS	RPI 51-100	RPI 101-150	RPI 150+				
5- 11	0- 1	0- 0	OVERALL	0- 1	0- 1	5- 8				
3- 2	0- 0	0- 0	HOME	0- 0	0- 0	3- 2				
2- 9	0- 1	0- 0	AWAY	0- 1	0- 1	2- 6				
0- 0	0- 0	0- 0	NEUTRAL	0- 0	0- 0	0- 0				
3- 8	0- 1	0- 0	NON-CONFERENCE	0- 1	0- 1	3- 5				
3- 1	0- 0	0- 0	HOME	0- 0	0- 0	3- 1				
0- 7	0- 1	0- 0	AWAY	0- 1	0- 1	0- 4				
0- 0	0- 0	0- 0	NEUTRAL	0- 0	0- 0	0- 0				
2- 3	0- 0	0- 0	CONFERENCE	0- 0	0- 0	2- 3				
0- 1	0- 0	0- 0	HOME	0- 0	0- 0	0- 1				
2- 2	0- 0	0- 0	AWAY	0- 0	0- 0	2- 2				
0- 0	0- 0	0- 0	NEUTRAL	0- 0	0- 0	0- 0				

RPI 1-25				RPI 26-50				RPI 51-100				RPI 101+ Team's RPI: 306			
RPI	S	Opponent	Score	RPI	S	Opponent	Score	RPI	S	Opponent	Score	RPI	S	Opponent	Score
19	A	Maryland	43 86					91	A	Army West Point	52 81	106	A	Maine	42 62
												178	A	Penn St.	47 73
												191	A	Fordham	48 63
												221	H	Massachusetts	78 68
												235	H	New Hampshire	50 64
												238	A	Hartford	41 49
												240	A	Bryant	56 70
												297	A	Vermont	63 79
												298	H	UMass Lowell	64 53
												302	A	Fairleigh Dickinson	78 75
												310	H	LIU Brooklyn	45 59
												323	H	Dartmouth	59 55
												333	A	Wagner	62 52
												336	A	Mt. St. Mary's	48 54
LAST 12 Division I GAMES:															
302	A	Fairleigh Dickinson	78 75	333	A	Wagner	62 52								
336	A	Mt. St. Mary's	48 54	221	H	Massachusetts	78 68								
310	H	LIU Brooklyn	45 59	19	A	Maryland	43 86								
240	A	Bryant	56 70	238	A	Hartford	41 49								
323	H	Dartmouth	59 55	235	H	New Hampshire	50 64								
191	A	Fordham	48 63	106	A	Maine	42 62								

Non-Div I Games:

Central Conn. St.

■ Loss,
■ Non-Conf, S Site,
■ Home
■ Away
N Neutral

Average RPI Win:	210	WON-LOST	WINNING	LAST 10	STRENGTH OF	OPP. STRENGTH	TEAM	ADJ.	CONF.	ADJ CONF.
Average RPI Loss:	103	RECORD	PCT. RANK	GAMES	SCHEDULE	OF SCHEDULE	RPI	RPI	RPI	RPI
DIV. I ONLY	9- 7	135	5- 5	129	151	117	117	10	10	
DIV. I NON-CONF.	6- 5	147	2- 5	145	125	137	137	11	11	
TOTALS	RPI 1-25	RPI 26-50	W-L RECORDS	RPI 51-100	RPI 101-150	RPI 150+				
9- 7	0- 0	0- 2	OVERALL	1- 2	1- 1	7- 2				
5- 2	0- 0	0- 1	HOME	1- 0	0- 0	4- 1				
3- 5	0- 0	0- 1	AWAY	0- 2	1- 1	2- 1				
1- 0	0- 0	0- 0	NEUTRAL	0- 0	0- 0	1- 0				
6- 5	0- 0	0- 1	NON-CONFERENCE	1- 1	0- 1	5- 2				
3- 2	0- 0	0- 1	HOME	1- 0	0- 0	2- 1				
2- 3	0- 0	0- 0	AWAY	0- 1	0- 1	2- 1				
1- 0	0- 0	0- 0	NEUTRAL	0- 0	0- 0	1- 0				
3- 2	0- 0	0- 1	CONFERENCE	0- 1	1- 0	2- 0				
2- 0	0- 0	0- 0	HOME	0- 0	0- 0	2- 0				
1- 2	0- 0	0- 1	AWAY	0- 1	1- 0	0- 0				
0- 0	0- 0	0- 0	NEUTRAL	0- 0	0- 0	0- 0				

RPI 1-25				RPI 26-50				RPI 51-100				RPI 101+ Team's RPI: 117			
RPI	S	Opponent	Score	RPI	S	Opponent	Score	RPI	S	Opponent	Score	RPI	S	Opponent	Score
				33	A	Ohio	84 86	68	A	Saint Joseph's	66 76	107	A	Illinois	69 74
				45	H	Duquesne	49 68	94	A	Buffalo	61 67	129	A	Akron	97 77
								97	H	Middle Tenn.	81 59	151	A	Loyola Chicago	68 59
												160	H	Memphis	61 64
												162	H	SIUE	78 65
												212	A	Ill.-Chicago	63 66
												237	H	Northern Ill.	95 63
												241	A	Oakland	110 87
												269	H	Indiana St.	85 65
												278	N	Rider	76 58
												322	H	Kent St.	81 61
LAST 12 Division I GAMES:															
				237	H	Northern Ill.	95 63	33	A	Ohio	84 86				
				129	A	Akron	97 77	162	H	SIUE	78 65				
				94	A	Buffalo	61 67	160	H	Memphis	61 64				
				322	H	Kent St.	81 61	107	A	Illinois	69 74				
				68	A	Saint Joseph's	66 76	45	H	Duquesne	49 68				
				278	N	Rider	76 58	212	A	Ill.-Chicago	63 66				

Non-Div I Games:

Central Mich.

■ Loss,
 ■ Non-Conf,
 ■ S Site,
 ■ H Home
 ■ A Away
 N Neutral

Charleston So.

Through Games Of Jan. 17, 2016

Average RPI Win:	294	WON-LOST	WINNING	LAST 10	STRENGTH OF	OPP. STRENGTH	TEAM	ADJ.	CONF.	ADJ CONF.
Average RPI Loss:	207	RECORD	PCT. RANK	GAMES	SCHEDULE	OF SCHEDULE	RPI	RPI	RPI	RPI
DIV. I ONLY	5- 9	239	3- 7	344	217	317	317	27	27	
DIV. I NON-CONF.	2- 4	234	1- 3	349	94	339	339	27	27	
TOTALS	RPI 1-25	RPI 26-50	W-L RECORDS	RPI 51-100	RPI 101-150	RPI 150+				
5- 9	0- 0	0- 0	OVERALL	0- 1	0- 1	5- 7				
3- 3	0- 0	0- 0	HOME	0- 0	0- 0	3- 3				
2- 6	0- 0	0- 0	AWAY	0- 1	0- 1	2- 4				
0- 0	0- 0	0- 0	NEUTRAL	0- 0	0- 0	0- 0				
2- 4	0- 0	0- 0	NON-CONFERENCE	0- 1	0- 0	2- 3				
2- 0	0- 0	0- 0	HOME	0- 0	0- 0	2- 0				
0- 4	0- 0	0- 0	AWAY	0- 1	0- 0	0- 3				
0- 0	0- 0	0- 0	NEUTRAL	0- 0	0- 0	0- 0				
3- 5	0- 0	0- 0	CONFERENCE	0- 0	0- 1	3- 4				
1- 3	0- 0	0- 0	HOME	0- 0	0- 0	1- 3				
2- 2	0- 0	0- 0	AWAY	0- 0	0- 1	2- 1				
0- 0	0- 0	0- 0	NEUTRAL	0- 0	0- 0	0- 0				

RPI 1-25			RPI 26-50			RPI 51-100			RPI 101+			Team's RPI: 317
RPI	S	Opponent	Score	RPI	S	Opponent	Score	RPI	S	Opponent	Score	
						77 A Virginia	65 85	132 A Liberty			40 51	
								184 H UNC Asheville			50 58	
								195 A Col. of Charleston			66 81	
								209 A Gardner-Webb			55 63	
								232 H Presbyterian			49 63	
								236 A Clemson			36 43	
								264 A High Point			64 62	
								286 H Winthrop			54 51	
								290 H Coastal Caro.			62 73	
								301 H Wofford			74 64	
								303 A Longwood			63 54	
								312 A Ga. Southern			51 64	
								314 H Western Caro.			80 59	
LAST 12 Division I GAMES:												
209	A	Gardner-Webb	55 63	290	H	Coastal Caro.	62 73					
184	H	UNC Asheville	50 58	77	A	Virginia	65 85					
264	A	High Point	64 62	312	A	Ga. Southern	51 64					
232	H	Presbyterian	49 63	132	A	Liberty	40 51					
303	A	Longwood	63 54	286	H	Winthrop	54 51					
314	H	Western Caro.	80 59	195	A	Col. of Charleston	66 81					

Non-Div I Games: Paine 69 62 Columbia Int'l 67 35 Warner 73 53

Charleston So.

Loss, Non-Conf, S Site, H Home A Away N Neutral

Average RPI Win:	189	WON-LOST	WINNING	LAST 10	STRENGTH OF	OPP. STRENGTH	TEAM	ADJ.	CONF.	ADJ CONF.
Average RPI Loss:	93	RECORD	PCT. RANK	GAMES	SCHEDULE	OF SCHEDULE	RPI	RPI	RPI	RPI
DIV. I ONLY	9- 7	135	5- 5	53	193	93	93	11	11	
DIV. I NON-CONF.	7- 4	110	5- 2	32	242	59	59	10	10	
TOTALS	RPI 1-25	RPI 26-50	W-L RECORDS	RPI 51-100	RPI 101-150	RPI 150+				
9- 7	0- 0	0- 2	OVERALL	1- 3	2- 1	6- 1				
6- 2	0- 0	0- 1	HOME	1- 0	1- 0	4- 1				
2- 5	0- 0	0- 1	AWAY	0- 3	0- 1	2- 0				
1- 0	0- 0	0- 0	NEUTRAL	0- 0	1- 0	0- 0				
7- 4	0- 0	0- 2	NON-CONFERENCE	1- 2	1- 0	5- 0				
4- 1	0- 0	0- 1	HOME	1- 0	0- 0	3- 0				
2- 3	0- 0	0- 1	AWAY	0- 2	0- 0	2- 0				
1- 0	0- 0	0- 0	NEUTRAL	0- 0	1- 0	0- 0				
2- 3	0- 0	0- 0	CONFERENCE	0- 1	1- 1	1- 1				
2- 1	0- 0	0- 0	HOME	0- 0	1- 0	1- 1				
0- 2	0- 0	0- 0	AWAY	0- 1	0- 1	0- 0				
0- 0	0- 0	0- 0	NEUTRAL	0- 0	0- 0	0- 0				

RPI 1-25				RPI 26-50				RPI 51-100				Team's RPI: 93	RPI 101+			
RPI	S	Opponent	Score	RPI	S	Opponent	Score	RPI	S	Opponent	Score	RPI	S	Opponent	Score	
				36	H	Miami (FL)	70 77	56	H	Ball St.	72 66	131	H	Southern Miss.	80 59	
				43	A	Missouri	71 88	60	A	North Carolina St.	65 72	143	N	Mercer	72 62	
								92	A	Elon	83 90	146	A	UAB	57 75	
								97	A	Middle Tenn.	67 72	176	H	Old Dominion	59 71	
												183	A	Davidson	99 88	
												190	H	Robert Morris	94 73	
												195	H	Col. of Charleston	89 61	
												200	H	Louisiana Tech	63 58	
												257	A	Georgia St.	83 71	
												349	H	N.C. Central	67 52	
LAST 12 Division I GAMES:																
				97	A	Middle Tenn.	67 72	146	A	UAB	57 75					
				200	H	Louisiana Tech	63 58	195	H	Col. of Charleston	89 61					
				131	H	Southern Miss.	80 59	60	A	North Carolina St.	65 72					
				176	H	Old Dominion	59 71	349	H	N.C. Central	67 52					
				43	A	Missouri	71 88	257	A	Georgia St.	83 71					
				183	A	Davidson	99 88	143	N	Mercer	72 62					

Non-Div I Games:

Charlotte

■ Loss,
■ Non-Conf,
■ S Site,
■ H Home
■ A Away
N Neutral

Chattanooga

Through Games Of Jan. 17, 2016

Average RPI Win:	178	WON-LOST	WINNING	LAST 10	STRENGTH OF	OPP. STRENGTH	TEAM	ADJ.	CONF.	ADJ CONF.
Average RPI Loss:	22	RECORD	PCT. RANK	GAMES	SCHEDULE	OF SCHEDULE	RPI	RPI	RPI	RPI
DIV. I ONLY	13- 5	61	1- 0	89	37	55	55	17	17	
DIV. I NON-CONF.	9- 5	109	1- 0	22	12	35	35	17	17	
TOTALS	RPI 1-25	RPI 26-50	W-L RECORDS	RPI 51-100	RPI 101-150	RPI 150+				
13- 5	0- 4	0- 0	OVERALL	2- 1	4- 0	7- 0				
9- 1	0- 1	0- 0	HOME	2- 0	3- 0	4- 0				
3- 4	0- 3	0- 0	AWAY	0- 1	0- 0	3- 0				
1- 0	0- 0	0- 0	NEUTRAL	0- 0	1- 0	0- 0				
9- 5	0- 4	0- 0	NON-CONFERENCE	2- 1	4- 0	3- 0				
7- 1	0- 1	0- 0	HOME	2- 0	3- 0	2- 0				
1- 4	0- 3	0- 0	AWAY	0- 1	0- 0	1- 0				
1- 0	0- 0	0- 0	NEUTRAL	0- 0	1- 0	0- 0				
4- 0	0- 0	0- 0	CONFERENCE	0- 0	0- 0	4- 0				
2- 0	0- 0	0- 0	HOME	0- 0	0- 0	2- 0				
2- 0	0- 0	0- 0	AWAY	0- 0	0- 0	2- 0				
0- 0	0- 0	0- 0	NEUTRAL	0- 0	0- 0	0- 0				

RPI 1-25				RPI 26-50				RPI 51-100				RPI 101+			
RPI	S	Opponent	Score	RPI	S	Opponent	Score	RPI	S	Opponent	Score	RPI	S	Opponent	Score
2	H	UConn	31 79					65	H	Arkansas St.	55 54	115	H	McNeese St.	68 53
5	A	Stanford	30 73					70	A	Indiana	43 54	121	H	Belmont	62 53
13	A	Tennessee	57 59					87	H	UT Martin	61 46	131	H	Southern Miss.	53 48
22	A	South Fla.	33 61									138	N	East Carolina	72 61
												157	H	Harvard	62 58
												159	H	Butler	60 49
												213	A	Furman	56 50
												248	A	UNCW	61 33
												259	H	UNCG	72 61
												301	A	Wofford	53 40
												314	H	Western Caro.	77 59
LAST 12 Division I GAMES:															
259	H	UNCG	72 61	131	H	Southern Miss.	53 48								
314	H	Western Caro.	77 59	248	A	UNCW	61 33								
213	A	Furman	56 50	138	N	East Carolina	72 61								
301	A	Wofford	53 40	121	H	Belmont	62 53								
157	H	Harvard	62 58	22	A	South Fla.	33 61								
5	A	Stanford	30 73	2	H	UConn	31 79								

Non-Div I Games:

Chattanooga

■ Loss,
■ Non-Conf, S Site,
■ Home
■ Away
N Neutral

Average RPI Win:	287	WON-LOST	WINNING	LAST 10	STRENGTH OF	OPP. STRENGTH	TEAM	ADJ.	CONF.	ADJ CONF.
Average RPI Loss:	196	RECORD	PCT. RANK	GAMES	SCHEDULE	OF SCHEDULE	RPI	RPI	RPI	RPI
DIV. I ONLY	2- 16	336	1- 9	261	296	331	331	24	24	
DIV. I NON-CONF.	2- 12	311	1- 7	281	300	334	334	26	26	
TOTALS	RPI 1-25	RPI 26-50	W-L RECORDS	RPI 51-100	RPI 101-150	RPI 150+				
2- 16	0- 0	0- 2	OVERALL	0- 0	0- 3	2- 11				
1- 8	0- 0	0- 1	HOME	0- 0	0- 1	1- 6				
1- 8	0- 0	0- 1	AWAY	0- 0	0- 2	1- 5				
0- 0	0- 0	0- 0	NEUTRAL	0- 0	0- 0	0- 0				
2- 12	0- 0	0- 2	NON-CONFERENCE	0- 0	0- 2	2- 8				
1- 6	0- 0	0- 1	HOME	0- 0	0- 0	1- 5				
1- 6	0- 0	0- 1	AWAY	0- 0	0- 2	1- 3				
0- 0	0- 0	0- 0	NEUTRAL	0- 0	0- 0	0- 0				
0- 4	0- 0	0- 0	CONFERENCE	0- 0	0- 1	0- 3				
0- 2	0- 0	0- 0	HOME	0- 0	0- 1	0- 1				
0- 2	0- 0	0- 0	AWAY	0- 0	0- 0	0- 2				
0- 0	0- 0	0- 0	NEUTRAL	0- 0	0- 0	0- 0				

RPI S	Opponent	Score	RPI S	Opponent	Score	RPI S	Opponent	Score	RPI S	Opponent	Score	Team's RPI: 331
			32	A DePaul	42 88				102	A Western Mich.	56 65	
			46	H Kansas St.	54 63				107	A Illinois	36 67	
									114	H New Mexico St.	60 70	
									163	H UTRGV	56 64	
									212	H Ill.-Chicago	47 51	
									216	H Milwaukee	48 55	
									227	A Seattle	45 59	
									237	H Northern Ill.	50 68	
									241	H Oakland	51 74	
									244	A Western Ill.	50 88	
									262	A CSU Bakersfield	43 76	
									280	H Bradley	60 66	
									281	H Morehead St.	75 71	
									293	A Jackson St.	76 59	
									325	A IPFW	51 62	
									335	A Illinois St.	53 57	
LAST 12 Division I GAMES:												
			163	H UTRGV	56 64				114	H New Mexico St.	60 70	
			227	A Seattle	45 59				241	H Oakland	51 74	
			262	A CSU Bakersfield	43 76				293	A Jackson St.	76 59	
			216	H Milwaukee	48 55				325	A IPFW	51 62	
			237	H Northern Ill.	50 68				46	H Kansas St.	54 63	
			335	A Illinois St.	53 57				280	H Bradley	60 66	

Non-Div I Games:

Chicago St.

■ Loss,
■ Non-Conf,
■ S Site,
■ H Home
■ A Away
N Neutral

Average RPI Win:	246	WON-LOST	WINNING	LAST 10	STRENGTH OF	OPP. STRENGTH	TEAM	ADJ.	CONF.	ADJ CONF.
Average RPI Loss:	88	RECORD	PCT. RANK	GAMES	SCHEDULE	OF SCHEDULE	RPI	RPI	RPI	RPI
DIV. I ONLY	6- 11	246	3- 7	101	60	205	205	7	7	
DIV. I NON-CONF.	4- 7	222	1- 5	57	65	185	185	7	7	
TOTALS	RPI 1-25	RPI 26-50	W-L RECORDS	RPI 51-100	RPI 101-150	RPI 150+				
6- 11	0- 3	0- 2	OVERALL	0- 2	0- 1	6- 3				
4- 5	0- 2	0- 0	HOME	0- 1	0- 0	4- 2				
2- 4	0- 0	0- 1	AWAY	0- 1	0- 1	2- 1				
0- 2	0- 1	0- 1	NEUTRAL	0- 0	0- 0	0- 0				
4- 7	0- 2	0- 2	NON-CONFERENCE	0- 1	0- 1	4- 1				
4- 2	0- 1	0- 0	HOME	0- 1	0- 0	4- 0				
0- 3	0- 0	0- 1	AWAY	0- 0	0- 1	0- 1				
0- 2	0- 1	0- 1	NEUTRAL	0- 0	0- 0	0- 0				
2- 4	0- 1	0- 0	CONFERENCE	0- 1	0- 0	2- 2				
0- 3	0- 1	0- 0	HOME	0- 0	0- 0	0- 2				
2- 1	0- 0	0- 0	AWAY	0- 1	0- 0	2- 0				
0- 0	0- 0	0- 0	NEUTRAL	0- 0	0- 0	0- 0				

RPI 1-25				RPI 26-50				RPI 51-100				RPI 101+ Team's RPI: 205			
RPI	S	Opponent	Score	RPI	S	Opponent	Score	RPI	S	Opponent	Score	RPI	S	Opponent	Score
2	H	UConn	45 107	27	N	Michigan St.	63 103	85	A	Temple	51 74	134	A	Xavier	56 65
3	N	Baylor	34 72	41	A	Georgia	42 60	87	H	UT Martin	57 63	160	H	Memphis	47 64
6	H	Ohio St.	76 105									179	H	Northern Ky.	71 68
												180	A	Detroit	68 77
												193	A	Tulsa	55 53
												246	A	UCF	68 50
												246	H	UCF	60 80
												251	H	Bowling Green	54 51
												265	H	Saint Francis (PA)	93 86
												341	H	Eastern Ill.	70 57
LAST 12 Division I GAMES:															
193	A	Tulsa	55 53	246	H	UCF	60 80	341	H	Eastern Ill.	70 57				
85	A	Temple	51 74	87	H	UT Martin	57 63	134	A	Xavier	56 65				
160	H	Memphis	47 64	6	H	Ohio St.	76 105	6	H	Ohio St.	76 105				
246	A	UCF	68 50	41	A	Georgia	42 60	180	A	Detroit	68 77				

Non-Div I Games:

Cincinnati

■ Loss,
 ■ Non-Conf,
 ■ S Site,
 ■ H Home
 ■ A Away
 N Neutral

Average RPI Win:	270	WON-LOST	WINNING	LAST 10	STRENGTH OF	OPP. STRENGTH	TEAM	ADJ.	CONF.	ADJ CONF.
Average RPI Loss:	132	RECORD	PCT. RANK	GAMES	SCHEDULE	OF SCHEDULE	RPI	RPI	RPI	RPI
DIV. I ONLY	4- 12	290	3- 7	65	279	236	236	5	5	
DIV. I NON-CONF.	4- 9	245	3- 6	135	336	259	259	5	5	
TOTALS	RPI 1-25	RPI 26-50	W-L RECORDS	RPI 51-100	RPI 101-150	RPI 150+				
4- 12	0- 2	0- 1	OVERALL	0- 2	0- 2	4- 5				
3- 6	0- 2	0- 1	HOME	0- 0	0- 0	3- 3				
1- 4	0- 0	0- 0	AWAY	0- 1	0- 2	1- 1				
0- 2	0- 0	0- 0	NEUTRAL	0- 1	0- 0	0- 1				
4- 9	0- 1	0- 0	NON-CONFERENCE	0- 2	0- 1	4- 5				
3- 4	0- 1	0- 0	HOME	0- 0	0- 0	3- 3				
1- 3	0- 0	0- 0	AWAY	0- 1	0- 1	1- 1				
0- 2	0- 0	0- 0	NEUTRAL	0- 1	0- 0	0- 1				
0- 3	0- 1	0- 1	CONFERENCE	0- 0	0- 1	0- 0				
0- 2	0- 1	0- 1	HOME	0- 0	0- 0	0- 0				
0- 1	0- 0	0- 0	AWAY	0- 0	0- 1	0- 0				
0- 0	0- 0	0- 0	NEUTRAL	0- 0	0- 0	0- 0				

RPI 1-25				RPI 26-50				RPI 51-100				RPI 101+ Team's RPI: 236			
RPI	S	Opponent	Score	RPI	S	Opponent	Score	RPI	S	Opponent	Score	RPI	S	Opponent	Score
4	H	South Carolina	41 67	36	H	Miami (FL)	49 83	94	N	Buffalo	51 61	104	A	North Carolina	56 72
24	H	Florida St.	40 85					99	A	Oregon	56 69	106	A	Maine	42 75
												153	H	William & Mary	41 58
												159	N	Butler	50 54
												184	H	UNC Asheville	67 49
												213	A	Furman	49 70
												289	H	South Carolina St.	63 54
												290	H	Coastal Caro.	47 63
												291	A	Tennessee Tech	71 53
												307	H	Florida A&M	68 77
												317	H	Charleston So.	43 36
LAST 12 Division I GAMES:															
36	H	Miami (FL)	49 83	24	H	Florida St.	40 85	153	H	William & Mary	41 58				
104	A	North Carolina	56 72	289	H	South Carolina St.	63 54	94	N	Buffalo	51 61	159	N	Butler	50 54
307	H	Florida A&M	68 77	99	A	Oregon	56 69								
184	H	UNC Asheville	67 49												
106	A	Maine	42 75												
291	A	Tennessee Tech	71 53												

Non-Div I Games:

Clemson

■ Loss,
 ■ Non-Conf, S Site,
 ■ Home
 ■ Away
 N Neutral

Average RPI Win:	246	WON-LOST	WINNING	LAST 10	STRENGTH OF	OPP. STRENGTH	TEAM	ADJ.	CONF.	ADJ CONF.
Average RPI Loss:	171	RECORD	PCT. RANK	GAMES	SCHEDULE	OF SCHEDULE	RPI	RPI	RPI	RPI
DIV. I ONLY	4- 11	282	0- 1	228	214	284	284	14	14	
DIV. I NON-CONF.	3- 7	248	0- 1	321	232	317	317	14	14	
TOTALS	RPI 1-25	RPI 26-50	W-L RECORDS	RPI 51-100	RPI 101-150	RPI 150+				
4- 11	0- 1	0- 0	OVERALL	1- 1	0- 3	3- 6				
3- 4	0- 1	0- 0	HOME	1- 0	0- 1	2- 2				
1- 5	0- 0	0- 0	AWAY	0- 0	0- 2	1- 3				
0- 2	0- 0	0- 0	NEUTRAL	0- 1	0- 0	0- 1				
3- 7	0- 0	0- 0	NON-CONFERENCE	0- 1	0- 3	3- 3				
2- 2	0- 0	0- 0	HOME	0- 0	0- 1	2- 1				
1- 3	0- 0	0- 0	AWAY	0- 0	0- 2	1- 1				
0- 2	0- 0	0- 0	NEUTRAL	0- 1	0- 0	0- 1				
1- 4	0- 1	0- 0	CONFERENCE	1- 0	0- 0	0- 3				
1- 2	0- 1	0- 0	HOME	1- 0	0- 0	0- 1				
0- 2	0- 0	0- 0	AWAY	0- 0	0- 0	0- 2				
0- 0	0- 0	0- 0	NEUTRAL	0- 0	0- 0	0- 0				

RPI 1-25				RPI 26-50				RPI 51-100				RPI 101+				Team's RPI: 284
RPI	S	Opponent	Score	RPI	S	Opponent	Score	RPI	S	Opponent	Score	RPI	S	Opponent	Score	
14	H	Green Bay	45 66					88	N	Saint Louis	65 76	101	H	Bucknell	57 59	
								90	H	Youngstown St.	75 68	111	A	Toledo	53 66	
												121	A	Belmont	58 76	
												180	A	Detroit	68 82	
												216	H	Milwaukee	46 62	
												241	A	Oakland	69 79	
												251	H	Bowling Green	69 48	
												259	N	UNCG	51 55	
												273	A	Niagara	72 73	
												274	H	Evansville	63 72	
												321	H	FIU	64 57	
												322	A	Kent St.	60 49	
LAST 12 Division I GAMES:																
90	H	Youngstown St.	75 68	259	N	UNCG	51 55									
216	H	Milwaukee	46 62	321	H	FIU	64 57									
14	H	Green Bay	45 66	111	A	Toledo	53 66									
180	A	Detroit	68 82	251	H	Bowling Green	69 48									
241	A	Oakland	69 79	322	A	Kent St.	60 49									
88	N	Saint Louis	65 76	273	A	Niagara	72 73									

Non-Div I Games:

Cleveland St.

■ Loss,
 ■ Non-Conf,
 S Site,
 ■ Home
 ■ Away
 N Neutral

Average RPI Win:	266	WON-LOST	WINNING	LAST 10	STRENGTH OF	OPP. STRENGTH	TEAM	ADJ.	CONF.	ADJ CONF.
Average RPI Loss:	223	RECORD	PCT. RANK	GAMES	SCHEDULE	OF SCHEDULE	RPI	RPI	RPI	RPI
DIV. I ONLY	4- 9	264	3- 6	290	328	290	290	27	27	
DIV. I NON-CONF.	2- 4	234	1- 3	302	231	287	287	27	27	
TOTALS	RPI 1-25	RPI 26-50	W-L RECORDS	RPI 51-100	RPI 101-150	RPI 150+				
4- 9	0- 0	0- 0	OVERALL	0- 1	0- 0	4- 8				
1- 3	0- 0	0- 0	HOME	0- 0	0- 0	1- 3				
3- 3	0- 0	0- 0	AWAY	0- 0	0- 0	3- 3				
0- 3	0- 0	0- 0	NEUTRAL	0- 1	0- 0	0- 2				
2- 4	0- 0	0- 0	NON-CONFERENCE	0- 1	0- 0	2- 3				
1- 0	0- 0	0- 0	HOME	0- 0	0- 0	1- 0				
1- 1	0- 0	0- 0	AWAY	0- 0	0- 0	1- 1				
0- 3	0- 0	0- 0	NEUTRAL	0- 1	0- 0	0- 2				
2- 5	0- 0	0- 0	CONFERENCE	0- 0	0- 0	2- 5				
0- 3	0- 0	0- 0	HOME	0- 0	0- 0	0- 3				
2- 2	0- 0	0- 0	AWAY	0- 0	0- 0	2- 2				
0- 0	0- 0	0- 0	NEUTRAL	0- 0	0- 0	0- 0				

RPI 1-25			RPI 26-50			RPI 51-100			RPI 101+			Team's RPI: 290
RPI	S	Opponent	Score	RPI	S	Opponent	Score	RPI	S	Opponent	Score	
						64 N Hofstra	40 82			181 N Wake Forest	52 81	
										184 H UNC Asheville	52 63	
										199 A Radford	45 61	
										209 A Gardner-Webb	59 56	
										236 A Clemson	63 47	
										264 A High Point	52 53	
										265 A Saint Francis (PA)	74 106	
										267 H Campbell	70 83	
										277 N Sacred Heart	62 71	
										301 H Wofford	83 69	
										303 H Longwood	48 56	
										317 A Charleston So.	73 62	
LAST 12 Division I GAMES:												
264	A	High Point	52 53	317	A	Charleston So.	73 62					
303	H	Longwood	48 56	184	H	UNC Asheville	52 63					
209	A	Gardner-Webb	59 56	267	H	Campbell	70 83					
199	A	Radford	45 61	64	N	Hofstra	40 82					
301	H	Wofford	83 69	277	N	Sacred Heart	62 71					
181	N	Wake Forest	52 81	265	A	Saint Francis (PA)	74 106					

Non-Div I Games: Allen 86 45 Warren Wilson 100 49 Mid-Atlantic Christ105 15

Coastal Caro.

Loss, Non-Conf, S Site, H Home A Away N Neutral

Average RPI Win:	246	WON-LOST	WINNING	LAST 10	STRENGTH OF	OPP. STRENGTH	TEAM	ADJ.	CONF.	ADJ CONF.
Average RPI Loss:	100	RECORD	PCT. RANK	GAMES	SCHEDULE	OF SCHEDULE	RPI	RPI	RPI	RPI
DIV. I ONLY	6- 10	229	2- 8	94	191	195	195	13	13	
DIV. I NON-CONF.	5- 6	180	3- 4	108	245	168	168	12	12	
TOTALS	RPI 1-25	RPI 26-50	W-L RECORDS	RPI 51-100	RPI 101-150	RPI 150+				
6- 10	0- 1	0- 0	OVERALL	0- 5	0- 2	6- 2				
4- 4	0- 1	0- 0	HOME	0- 2	0- 0	4- 1				
2- 6	0- 0	0- 0	AWAY	0- 3	0- 2	2- 1				
0- 0	0- 0	0- 0	NEUTRAL	0- 0	0- 0	0- 0				
5- 6	0- 1	0- 0	NON-CONFERENCE	0- 3	0- 1	5- 1				
4- 2	0- 1	0- 0	HOME	0- 1	0- 0	4- 0				
1- 4	0- 0	0- 0	AWAY	0- 2	0- 1	1- 1				
0- 0	0- 0	0- 0	NEUTRAL	0- 0	0- 0	0- 0				
1- 4	0- 0	0- 0	CONFERENCE	0- 2	0- 1	1- 1				
0- 2	0- 0	0- 0	HOME	0- 1	0- 0	0- 1				
1- 2	0- 0	0- 0	AWAY	0- 1	0- 1	1- 0				
0- 0	0- 0	0- 0	NEUTRAL	0- 0	0- 0	0- 0				

RPI 1-25				RPI 26-50				RPI 51-100				RPI 101+ Team's RPI: 195			
RPI	S	Opponent	Score	RPI	S	Opponent	Score	RPI	S	Opponent	Score	RPI	S	Opponent	Score
15	H	Louisville	67 71					58	H	Western Ky.	44 78	105	A	Drexel	54 66
								64	H	Hofstra	58 62	143	A	Mercer	58 66
								66	A	Virginia Tech	47 81	165	A	Weber St.	50 42
								76	A	James Madison	61 83	177	A	Boise St.	38 61
								93	A	Charlotte	61 89	198	H	Delaware	47 63
												218	H	Houston	55 48
												239	H	Appalachian St.	60 50
												248	A	UNCW	64 53
												286	H	Winthrop	77 63
												317	H	Charleston So.	81 66
LAST 12 Division I GAMES:															
198	H	Delaware	47 63	248	A	UNCW	64 53								
64	H	Hofstra	58 62	15	H	Louisville	67 71								
76	A	James Madison	61 83	58	H	Western Ky.	44 78								
105	A	Drexel	54 66	93	A	Charlotte	61 89								
143	A	Mercer	58 66	239	H	Appalachian St.	60 50								
286	H	Winthrop	77 63	317	H	Charleston So.	81 66								

Non-Div I Games:

Col. of Charleston

■ Loss,
 ■ Non-Conf,
 S Site,
 ■ Home
 ■ Away
 N Neutral

Average RPI Win: 289	WON-LOST	WINNING	LAST 10	STRENGTH OF	OPP. STRENGTH	TEAM	ADJ.	CONF.	ADJ CONF.
Average RPI Loss: 164	RECORD	PCT. RANK	GAMES	SCHEDULE	OF SCHEDULE	RPI	RPI	RPI	RPI
DIV. I ONLY	3- 13	308	2- 8	163	258	275	275	29	29
DIV. I NON-CONF.	2- 8	290	2- 4	136	183	261	261	29	29
TOTALS	RPI 1-25	RPI 26-50	W-L RECORDS	RPI 51-100	RPI 101-150	RPI 150+			
3- 13	0- 1	0- 2	OVERALL	0- 2	0- 1	3- 7			
1- 7	0- 1	0- 1	HOME	0- 1	0- 1	1- 3			
2- 6	0- 0	0- 1	AWAY	0- 1	0- 0	2- 4			
0- 0	0- 0	0- 0	NEUTRAL	0- 0	0- 0	0- 0			
2- 8	0- 1	0- 2	NON-CONFERENCE	0- 1	0- 0	2- 4			
1- 4	0- 1	0- 1	HOME	0- 1	0- 0	1- 1			
1- 4	0- 0	0- 1	AWAY	0- 0	0- 0	1- 3			
0- 0	0- 0	0- 0	NEUTRAL	0- 0	0- 0	0- 0			
1- 5	0- 0	0- 0	CONFERENCE	0- 1	0- 1	1- 3			
0- 3	0- 0	0- 0	HOME	0- 0	0- 1	0- 2			
1- 2	0- 0	0- 0	AWAY	0- 1	0- 0	1- 1			
0- 0	0- 0	0- 0	NEUTRAL	0- 0	0- 0	0- 0			

RPI 1-25				RPI 26-50				RPI 51-100				RPI 101+ Team's RPI: 275			
RPI	S	Opponent	Score	RPI	S	Opponent	Score	RPI	S	Opponent	Score	RPI	S	Opponent	Score
2	H	UConn	50 94	32	A	DePaul	46 96	72	H	Gonzaga	50 80	101	H	Bucknell	51 71
				39	H	St. Bonaventure	38 62	91	A	Army West Point	55 67	171	A	Cornell	60 73
												217	H	Siena	52 50
												225	A	Binghamton	56 63
												229	H	American	37 49
												250	A	Navy	41 51
												282	H	Holy Cross	71 80
												310	A	LIU Brooklyn	63 53
												316	H	Monmouth	80 86
												322	A	Kent St.	71 76
												339	A	Lafayette	72 59
LAST 12 Division I GAMES:															
				91	A	Army West Point	55 67	101	H	Bucknell	51 71				
				250	A	Navy	41 51	39	H	St. Bonaventure	38 62				
				282	H	Holy Cross	71 80	72	H	Gonzaga	50 80				
				229	H	American	37 49	2	H	UConn	50 94				
				217	H	Siena	52 50	225	A	Binghamton	56 63				
				339	A	Lafayette	72 59	310	A	LIU Brooklyn	63 53				

Non-Div I Games:

Colgate

■ Loss,
 ■ Non-Conf,
 S Site,
 ■ Home
 ■ Away
 N Neutral

Average RPI Win: 225		WON-LOST	WINNING	LAST 10	STRENGTH OF	OPP. STRENGTH	TEAM	ADJ.	CONF.	ADJ CONF.
Average RPI Loss: 60		RECORD	PCT. RANK	GAMES	SCHEDULE	OF SCHEDULE	RPI	RPI	RPI	RPI
DIV. I ONLY		5- 12	269	2- 8	10	46	149	149	1	1
DIV. I NON-CONF.		5- 6	180	2- 4	28	182	141	141	1	1
TOTALS	RPI 1-25	RPI 26-50		W-L RECORDS		RPI 51-100	RPI 101-150	RPI 150+		
5- 12	0- 4	0- 2		OVERALL		0- 4	0- 1	5- 1		
5- 4	0- 1	0- 2		HOME		0- 1	0- 0	5- 0		
0- 8	0- 3	0- 0		AWAY		0- 3	0- 1	0- 1		
0- 0	0- 0	0- 0		NEUTRAL		0- 0	0- 0	0- 0		
5- 6	0- 1	0- 2		NON-CONFERENCE		0- 1	0- 1	5- 1		
5- 2	0- 0	0- 2		HOME		0- 0	0- 0	5- 0		
0- 4	0- 1	0- 0		AWAY		0- 1	0- 1	0- 1		
0- 0	0- 0	0- 0		NEUTRAL		0- 0	0- 0	0- 0		
0- 6	0- 3	0- 0		CONFERENCE		0- 3	0- 0	0- 0		
0- 2	0- 1	0- 0		HOME		0- 1	0- 0	0- 0		
0- 4	0- 2	0- 0		AWAY		0- 2	0- 0	0- 0		
0- 0	0- 0	0- 0		NEUTRAL		0- 0	0- 0	0- 0		

RPI 1-25				RPI 26-50				RPI 51-100				RPI 101+			
RPI	S	Opponent	Score	RPI	S	Opponent	Score	RPI	S	Opponent	Score	RPI	S	Opponent	Score
5	A	Stanford	56 71	38	H	Florida	61 83	51	H	Washington St.	66 74	139	A	Long Beach St.	42 59
7	A	Kentucky	61 86	43	H	Missouri	75 79	52	A	Colorado St.	63 64	161	H	Northern Colo.	63 41
11	A	Arizona St.	37 64					69	A	California	35 64	214	A	Wyoming	68 77
16	H	Washington	74 76					80	A	Arizona	52 63	221	H	Massachusetts	90 63
												232	H	Presbyterian	72 60
												252	H	Northern Ariz.	90 66
												261	H	Loyola Marymount	92 81
Team's RPI: 149															
LAST 12 Division I GAMES:															
11	A	Arizona St.	37 64	80	A	Arizona	52 63								
5	A	Stanford	56 71	232	H	Presbyterian	72 60								
69	A	California	35 64	43	H	Missouri	75 79								
51	H	Washington St.	66 74	252	H	Northern Ariz.	90 66								
16	H	Washington	74 76	139	A	Long Beach St.	42 59								
214	A	Wyoming	68 77	52	A	Colorado St.	63 64								

Non-Div I Games:

Colorado

Loss, Non-Conf, S Site, H Home A Away N Neutral

Average RPI Win:	207	WON-LOST	WINNING	LAST 10	STRENGTH OF	OPP. STRENGTH	TEAM	ADJ.	CONF.	ADJ CONF.
Average RPI Loss:	57	RECORD	PCT. RANK	GAMES	SCHEDULE	OF SCHEDULE	RPI	RPI	RPI	RPI
DIV. I ONLY	13- 1	6	9- 0	227	157	52	52	18	18	
DIV. I NON-CONF.	8- 1	23	6- 0	230	110	53	53	19	19	
TOTALS	RPI 1-25	RPI 26-50	W-L RECORDS	RPI 51-100	RPI 101-150	RPI 150+				
13- 1	1- 0	0- 0	OVERALL	0- 1	1- 0	11- 0				
6- 0	1- 0	0- 0	HOME	0- 0	1- 0	4- 0				
6- 1	0- 0	0- 0	AWAY	0- 1	0- 0	6- 0				
1- 0	0- 0	0- 0	NEUTRAL	0- 0	0- 0	1- 0				
8- 1	1- 0	0- 0	NON-CONFERENCE	0- 1	1- 0	6- 0				
4- 0	1- 0	0- 0	HOME	0- 0	1- 0	2- 0				
3- 1	0- 0	0- 0	AWAY	0- 1	0- 0	3- 0				
1- 0	0- 0	0- 0	NEUTRAL	0- 0	0- 0	1- 0				
5- 0	0- 0	0- 0	CONFERENCE	0- 0	0- 0	5- 0				
2- 0	0- 0	0- 0	HOME	0- 0	0- 0	2- 0				
3- 0	0- 0	0- 0	AWAY	0- 0	0- 0	3- 0				
0- 0	0- 0	0- 0	NEUTRAL	0- 0	0- 0	0- 0				

RPI 1-25				RPI 26-50				RPI 51-100 Team's RPI: 52				RPI 101+			
RPI	S	Opponent	Score	RPI	S	Opponent	Score	RPI	S	Opponent	Score	RPI	S	Opponent	Score
12	H	BYU	61 55					57	A	Penn	48 49	149	H	Colorado	64 63
												161	A	Northern Colo.	62 46
												177	H	Boise St.	68 64
												186	A	UNLV	64 56
												215	A	Utah St.	69 49
												220	H	Montana	75 43
												228	H	San Jose St.	76 54
												230	N	Morgan St.	54 36
												249	A	San Diego St.	60 57
												250	A	Navy	82 73
												288	A	Denver	74 46
												320	H	Incarinate Word	60 37
LAST 12 Division I GAMES:															
249	A	San Diego St.	60 57	215	A	Utah St.	69 49								
228	H	San Jose St.	76 54	161	A	Northern Colo.	62 46								
186	A	UNLV	64 56	149	H	Colorado	64 63								
177	H	Boise St.	68 64	250	A	Navy	82 73								
288	A	Denver	74 46	230	N	Morgan St.	54 36								
220	H	Montana	75 43	57	A	Penn	48 49								

Non-Div I Games: Okla. Panhandle 90 45 Western St. 84 42

Colorado St.

COLUMBIA		Through Games of Sat. 11/7/1919								
Average RPI Win:	283	WON-LOST	WINNING	LAST 10	STRENGTH OF	OPP. STRENGTH	TEAM	ADJ.	CONF.	ADJ CONF.
Average RPI Loss:	115	RECORD	PCT. RANK	GAMES	SCHEDULE	OF SCHEDULE	RPI	RPI	RPI	RPI
DIV. I ONLY	10- 5	96	5- 4	306	257	197	197	12	12	
DIV. I NON-CONF.	10- 4	87	7- 3	313	262	174	174	13	13	
TOTALS	RPI 1-25	RPI 26-50		W-L RECORDS		RPI 51-100	RPI 101-150	RPI 150+		
10- 5	0- 1	0- 0		OVERALL		0- 1	0- 1	10- 2		
6- 2	0- 0	0- 0		HOME		0- 1	0- 0	6- 1		
4- 2	0- 1	0- 0		AWAY		0- 0	0- 0	4- 1		
0- 1	0- 0	0- 0		NEUTRAL		0- 0	0- 1	0- 0		
10- 4	0- 1	0- 0		NON-CONFERENCE		0- 1	0- 1	10- 1		
6- 1	0- 0	0- 0		HOME		0- 1	0- 0	6- 0		
4- 2	0- 1	0- 0		AWAY		0- 0	0- 0	4- 1		
0- 1	0- 0	0- 0		NEUTRAL		0- 0	0- 1	0- 0		
0- 1	0- 0	0- 0		CONFERENCE		0- 0	0- 0	0- 1		
0- 1	0- 0	0- 0		HOME		0- 0	0- 0	0- 1		
0- 0	0- 0	0- 0		AWAY		0- 0	0- 0	0- 0		
0- 0	0- 0	0- 0		NEUTRAL		0- 0	0- 0	0- 0		

RPI 1-25				RPI 26-50				RPI 51-100				RPI 101+				Team's RPI: 197	
RPI	S	Opponent	Score	RPI	S	Opponent	Score	RPI	S	Opponent	Score	RPI	S	Opponent	Score		
11	A	Arizona St.	49 70					95	H	Stony Brook	71 79	111	N	Toledo	75 88		
												171	H	Cornell	59 66		
												185	A	Rhode Island	56 57		
												187	A	UMBC	70 68		
												225	H	Binghamton	71 64		
												265	H	Saint Francis (PA)	82 78		
												272	H	Loyola Maryland	63 53		
												297	H	Vermont	73 56		
												298	A	UMass Lowell	67 57		
												302	A	Fairleigh Dickinson	87 83		
												310	A	LIU Brooklyn	84 74		
												333	H	Wagner	67 48		
												337	H	NJIT	72 52		
LAST 12 Division I GAMES:																	
337	H	NJIT	72 52	171	H	Cornell	59 66										
302	A	Fairleigh Dickinson	87 83	11	A	Arizona St.	49 70										
333	H	Wagner	67 48	111	N	Toledo	75 88										
310	A	LIU Brooklyn	84 74	265	H	Saint Francis (PA)	82 78										
185	A	Rhode Island	56 57	272	H	Loyola Maryland	63 53										
225	H	Binghamton	71 64	95	H	Stony Brook	71 79										

Non-Div I Games:	Central Penn	102	18
------------------	--------------	-----	----

Columbia

Loss, Non-Conf, S Site, H Home A Away N Neutral

Average RPI Win:	318	WON-LOST	WINNING	LAST 10	STRENGTH OF	OPP. STRENGTH	TEAM	ADJ.	CONF.	ADJ CONF.
Average RPI Loss:	96	RECORD	PCT. RANK	GAMES	SCHEDULE	OF SCHEDULE	RPI	RPI	RPI	RPI
DIV. I ONLY	5- 9	239	3- 6	134	243	192	192	30	30	
DIV. I NON-CONF.	3- 8	258	3- 5	30	203	154	154	31	31	
TOTALS	RPI 1-25	RPI 26-50	W-L RECORDS	RPI 51-100	RPI 101-150	RPI 150+				
5- 9	0- 0	0- 3	OVERALL	0- 4	0- 0	5- 2				
2- 1	0- 0	0- 0	HOME	0- 0	0- 0	2- 1				
2- 7	0- 0	0- 3	AWAY	0- 3	0- 0	2- 1				
1- 1	0- 0	0- 0	NEUTRAL	0- 1	0- 0	1- 0				
3- 8	0- 0	0- 3	NON-CONFERENCE	0- 4	0- 0	3- 1				
1- 1	0- 0	0- 0	HOME	0- 0	0- 0	1- 1				
1- 6	0- 0	0- 3	AWAY	0- 3	0- 0	1- 0				
1- 1	0- 0	0- 0	NEUTRAL	0- 1	0- 0	1- 0				
2- 1	0- 0	0- 0	CONFERENCE	0- 0	0- 0	2- 1				
1- 0	0- 0	0- 0	HOME	0- 0	0- 0	1- 0				
1- 1	0- 0	0- 0	AWAY	0- 0	0- 0	1- 1				
0- 0	0- 0	0- 0	NEUTRAL	0- 0	0- 0	0- 0				

RPI	S	Opponent	Score	RPI	S	Opponent	Score	RPI	S	Opponent	Score	RPI	S	Opponent	Score	Team's RPI: 192
30	A	Syracuse	56 88	59	N	Auburn	54 69	187	H	UMBC	61 68					
36	A	Miami (FL)	59 78	66	A	Virginia Tech	39 72	260	A	Bethune-Cookman	56 69					
47	A	West Virginia	64 96	77	A	Virginia	40 75	276	A	Towson	81 69					
				98	A	VCU	42 73	294	A	Howard	83 67					
								336	H	Mt. St. Mary's	66 55					
								339	N	Lafayette	64 57					
								347	H	Norfolk St.	69 44					
LAST 12 Division I GAMES:																
294	A	Howard	83 67	260	A	Bethune-Cookman	56 69									
347	H	Norfolk St.	69 44	30	A	Syracuse	56 88									
339	N	Lafayette	64 57	36	A	Miami (FL)	59 78									
77	A	Virginia	40 75	336	H	Mt. St. Mary's	66 55									
59	N	Auburn	54 69	276	A	Towson	81 69									
66	A	Virginia Tech	39 72	187	H	UMBC	61 68									

Non-Div I Games: Bowie St.

63 64

Coppin St.

Average RPI Win:	261	WON-LOST	WINNING	LAST 10	STRENGTH OF	OPP. STRENGTH	TEAM	ADJ.	CONF.	ADJ CONF.
Average RPI Loss:	149	RECORD	PCT. RANK	GAMES	SCHEDULE	OF SCHEDULE	RPI	RPI	RPI	RPI
DIV. I ONLY	9- 6	115	6- 4	268	264	171	171	12	12	
DIV. I NON-CONF.	8- 6	137	6- 5	293	259	200	200	13	13	
TOTALS	RPI 1-25	RPI 26-50	W-L RECORDS	RPI 51-100	RPI 101-150	RPI 150+				
9- 6	0- 1	0- 0	OVERALL	0- 2	0- 0	9- 3				
6- 1	0- 0	0- 0	HOME	0- 1	0- 0	6- 0				
3- 5	0- 1	0- 0	AWAY	0- 1	0- 0	3- 3				
0- 0	0- 0	0- 0	NEUTRAL	0- 0	0- 0	0- 0				
8- 6	0- 1	0- 0	NON-CONFERENCE	0- 2	0- 0	8- 3				
6- 1	0- 0	0- 0	HOME	0- 1	0- 0	6- 0				
2- 5	0- 1	0- 0	AWAY	0- 1	0- 0	2- 3				
0- 0	0- 0	0- 0	NEUTRAL	0- 0	0- 0	0- 0				
1- 0	0- 0	0- 0	CONFERENCE	0- 0	0- 0	1- 0				
0- 0	0- 0	0- 0	HOME	0- 0	0- 0	0- 0				
1- 0	0- 0	0- 0	AWAY	0- 0	0- 0	1- 0				
0- 0	0- 0	0- 0	NEUTRAL	0- 0	0- 0	0- 0				

RPI 1-25				RPI 26-50				RPI 51-100				RPI 101+ Team's RPI: 171			
RPI	S	Opponent	Score	RPI	S	Opponent	Score	RPI	S	Opponent	Score	RPI	S	Opponent	Score
5	A	Stanford	38 93					94	A	Buffalo	41 59	167	A	Marshall	47 73
								95	H	Stony Brook	49 58	197	A	Columbia	66 59
												225	H	Binghamton	64 57
												234	H	Fairfield	59 35
												238	A	Hartford	50 53
												240	A	Bryant	70 62
												265	H	Saint Francis (PA)	75 69
												275	H	Colgate	73 60
												276	H	Towson	88 60
												294	A	Howard	74 76
												309	H	Delaware St.	71 62
												324	A	Cal St. Fullerton	59 47
LAST 12 Division I GAMES:															
309	H	Delaware St.	71 62	197	A	Columbia	66 59								
294	A	Howard	74 76	95	H	Stony Brook	49 58								
225	H	Binghamton	64 57	276	H	Towson	88 60								
324	A	Cal St. Fullerton	59 47	167	A	Marshall	47 73								
5	A	Stanford	38 93	94	A	Buffalo	41 59								
234	H	Fairfield	59 35	265	H	Saint Francis (PA)	75 69								

Non-Div I Games:

Cornell

Creighton

Through Games Of Jan. 17, 2016

Average RPI Win:	182	WON-LOST	WINNING	LAST 10	STRENGTH OF	OPP. STRENGTH	TEAM	ADJ.	CONF.	ADJ CONF.
Average RPI Loss:	81	RECORD	PCT. RANK	GAMES	SCHEDULE	OF SCHEDULE	RPI	RPI	RPI	RPI
DIV. I ONLY	10- 9	164	6- 4	56	105	103	103	6	6	
DIV. I NON-CONF.	6- 6	160	2- 3	94	135	125	125	6	6	
TOTALS	RPI 1-25	RPI 26-50	W-L RECORDS	RPI 51-100	RPI 101-150	RPI 150+				
10- 9	0- 0	1- 3	OVERALL	0- 4	3- 1	6- 1				
6- 3	0- 0	0- 2	HOME	0- 1	2- 0	4- 0				
2- 5	0- 0	1- 1	AWAY	0- 2	0- 1	1- 1				
2- 1	0- 0	0- 0	NEUTRAL	0- 1	1- 0	1- 0				
6- 6	0- 0	0- 1	NON-CONFERENCE	0- 4	2- 0	4- 1				
3- 1	0- 0	0- 0	HOME	0- 1	1- 0	2- 0				
1- 4	0- 0	0- 1	AWAY	0- 2	0- 0	1- 1				
2- 1	0- 0	0- 0	NEUTRAL	0- 1	1- 0	1- 0				
4- 3	0- 0	1- 2	CONFERENCE	0- 0	1- 1	2- 0				
3- 2	0- 0	0- 2	HOME	0- 0	1- 0	2- 0				
1- 1	0- 0	1- 0	AWAY	0- 0	0- 1	0- 0				
0- 0	0- 0	0- 0	NEUTRAL	0- 0	0- 0	0- 0				

RPI 1-25				RPI 26-50				RPI 51-100				RPI 101+				Team's RPI: 103	
RPI	S	Opponent	Score	RPI	S	Opponent	Score	RPI	S	Opponent	Score	RPI	S	Opponent	Score		
				26	H	Seton Hall	82 86	61	N	Northwestern	52 75	126	A	Georgetown	57 69		
				35	A	Utah	58 74	79	H	South Dakota St.	51 53	134	H	Xavier	74 47		
				44	H	St. John's (NY)	55 66	82	A	Nebraska	63 65	138	N	East Carolina	91 66		
				50	A	Villanova	65 62	96	A	Drake	72 81	141	H	UNI	69 61		
												159	H	Butler	77 49		
												182	A	Kansas	54 67		
												206	N	Eastern Wash.	66 60		
												208	H	Marist	89 46		
												211	H	Providence	72 48		
												263	A	Omaha	69 46		
												311	H	Wichita St.	79 54		
LAST 12 Division I GAMES:																	
				159	H	Butler	77 49	211	H	Providence	72 48						
				134	H	Xavier	74 47	141	H	UNI	69 61						
				50	A	Villanova	65 62	263	A	Omaha	69 46						
				126	A	Georgetown	57 69	79	H	South Dakota St.	51 53						
				26	H	Seton Hall	82 86	35	A	Utah	58 74						
				44	H	St. John's (NY)	55 66	82	A	Nebraska	63 65						

Non-Div I Games:

Creighton

Loss, Non-Conf, S Site, H Home A Away N Neutral

Average RPI Win: 296	WON-LOST	WINNING	LAST 10	STRENGTH OF	OPP. STRENGTH	TEAM	ADJ.	CONF.	ADJ CONF.
Average RPI Loss: 184	RECORD	PCT. RANK	GAMES	SCHEDULE	OF SCHEDULE	RPI	RPI	RPI	RPI
DIV. I ONLY	5- 12	269	4- 6	333	284	323	323	12	12
DIV. I NON-CONF.	5- 11	244	4- 7	327	302	319	319	13	13
TOTALS	RPI 1-25	RPI 26-50	W-L RECORDS	RPI 51-100	RPI 101-150	RPI 150+			
5- 12	0- 1	0- 0	OVERALL	0- 0	0- 3	5- 8			
2- 6	0- 0	0- 0	HOME	0- 0	0- 1	2- 5			
3- 4	0- 1	0- 0	AWAY	0- 0	0- 1	3- 2			
0- 2	0- 0	0- 0	NEUTRAL	0- 0	0- 1	0- 1			
5- 11	0- 1	0- 0	NON-CONFERENCE	0- 0	0- 3	5- 7			
2- 5	0- 0	0- 0	HOME	0- 0	0- 1	2- 4			
3- 4	0- 1	0- 0	AWAY	0- 0	0- 1	3- 2			
0- 2	0- 0	0- 0	NEUTRAL	0- 0	0- 1	0- 1			
0- 1	0- 0	0- 0	CONFERENCE	0- 0	0- 0	0- 1			
0- 1	0- 0	0- 0	HOME	0- 0	0- 0	0- 1			
0- 0	0- 0	0- 0	AWAY	0- 0	0- 0	0- 0			
0- 0	0- 0	0- 0	NEUTRAL	0- 0	0- 0	0- 0			

RPI 1-25				RPI 26-50				RPI 51-100				RPI 101+ Team's RPI: 323			
RPI	S	Opponent	Score	RPI	S	Opponent	Score	RPI	S	Opponent	Score	RPI	S	Opponent	Score
15	A	Louisville	52 94									105	A	Drexel	53 69
												106	H	Maine	41 59
												115	N	McNeese St.	56 78
												157	H	Harvard	43 56
												185	H	Rhode Island	41 57
												219	N	Jacksonville	44 51
												229	H	American	41 45
												235	H	New Hampshire	57 61
												238	A	Hartford	43 36
												241	A	Oakland	60 78
												273	H	Niagara	60 47
												282	A	Holy Cross	60 54
												297	H	Vermont	54 56
												306	A	Central Conn. St.	55 59
												337	A	NJIT	46 39
												348	H	Boston U.	72 52
LAST 12 Division I GAMES:															
337	A	NJIT	46 39	157	H	Harvard	43 56								
306	A	Central Conn. St.	55 59	238	A	Hartford	43 36								
282	A	Holy Cross	60 54	297	H	Vermont	54 56								
273	H	Niagara	60 47	106	H	Maine	41 59								
229	H	American	41 45	185	H	Rhode Island	41 57								
15	A	Louisville	52 94	241	A	Oakland	60 78								

Non-Div I Games:

Dartmouth

■ Loss,
 ■ Non-Conf, S Site,
 ■ Home
 ■ Away
 N Neutral

Davidson

Through Games Of Jan. 17, 2016

Average RPI Win:	245	WON-LOST	WINNING	LAST 10	STRENGTH OF	OPP. STRENGTH	TEAM	ADJ.	CONF.	ADJ CONF.
Average RPI Loss:	112	RECORD	PCT. RANK	GAMES	SCHEDULE	OF SCHEDULE	RPI	RPI	RPI	RPI
DIV. I ONLY	8- 10	198	3- 7	173	163	183	183	9	9	
DIV. I NON-CONF.	6- 7	176	2- 5	246	161	201	201	8	8	
TOTALS	RPI 1-25	RPI 26-50	W-L RECORDS	RPI 51-100	RPI 101-150	RPI 150+				
8- 10	0- 0	0- 2	OVERALL	1- 4	0- 0	7- 4				
2- 5	0- 0	0- 2	HOME	0- 2	0- 0	2- 1				
5- 5	0- 0	0- 0	AWAY	1- 2	0- 0	4- 3				
1- 0	0- 0	0- 0	NEUTRAL	0- 0	0- 0	1- 0				
6- 7	0- 0	0- 1	NON-CONFERENCE	0- 3	0- 0	6- 3				
2- 3	0- 0	0- 1	HOME	0- 1	0- 0	2- 1				
3- 4	0- 0	0- 0	AWAY	0- 2	0- 0	3- 2				
1- 0	0- 0	0- 0	NEUTRAL	0- 0	0- 0	1- 0				
2- 3	0- 0	0- 1	CONFERENCE	1- 1	0- 0	1- 1				
0- 2	0- 0	0- 1	HOME	0- 1	0- 0	0- 0				
2- 1	0- 0	0- 0	AWAY	1- 0	0- 0	1- 1				
0- 0	0- 0	0- 0	NEUTRAL	0- 0	0- 0	0- 0				

RPI S	Opponent	Score	RPI S	Opponent	Score	RPI S	Opponent	Score	RPI S	Opponent	Score	Team's RPI: 183
27	H Michigan St.	44 73	60	A North Carolina St.	42 58	164	H ETSU	58 65				
39	H St. Bonaventure	47 59	76	A James Madison	45 87	181	A Wake Forest	58 77				
			88	H Saint Louis	50 79	191	A Fordham	40 51				
			93	H Charlotte	88 99	199	A Radford	68 79				
			98	A VCU	56 50	213	A Furman	69 51				
						248	A UNCW	77 50				
						251	N Bowling Green	60 56				
						264	A High Point	62 60				
						283	A La Salle	66 58				
						289	H South Carolina St.	63 51				
						314	H Western Caro.	64 51				
LAST 12 Division I GAMES:												
39	H St. Bonaventure	47 59	98	A VCU	56 50							
88	H Saint Louis	50 79	164	H ETSU	58 65							
283	A La Salle	66 58	289	H South Carolina St.	63 51							
191	A Fordham	40 51	27	H Michigan St.	44 73							
76	A James Madison	45 87	314	H Western Caro.	64 51							
93	H Charlotte	88 99	199	A Radford	68 79							

Non-Div I Games:

Davidson

■ Loss,
 ■ Non-Conf,
 ■ S Site,
 ■ H Home
 ■ A Away
 N Neutral

Average RPI Win:	106	WON-LOST	WINNING	LAST 10	STRENGTH OF	OPP. STRENGTH	TEAM	ADJ.	CONF.	ADJ CONF.
Average RPI Loss:	47	RECORD	PCT. RANK	GAMES	SCHEDULE	OF SCHEDULE	RPI	RPI	RPI	RPI
DIV. I ONLY	8- 8	166	3- 7	1	40	40	40	9	9	
DIV. I NON-CONF.	7- 4	110	3- 4	3	6	11	11	8	8	
TOTALS	RPI 1-25	RPI 26-50	W-L RECORDS	RPI 51-100	RPI 101-150	RPI 150+				
8- 8	1- 3	0- 2	OVERALL	2- 3	4- 0	1- 0				
4- 3	0- 0	0- 1	HOME	2- 2	2- 0	0- 0				
2- 4	0- 2	0- 1	AWAY	0- 1	1- 0	1- 0				
2- 1	1- 1	0- 0	NEUTRAL	0- 0	1- 0	0- 0				
7- 4	1- 3	0- 0	NON-CONFERENCE	2- 1	4- 0	0- 0				
4- 1	0- 0	0- 0	HOME	2- 1	2- 0	0- 0				
1- 2	0- 2	0- 0	AWAY	0- 0	1- 0	0- 0				
2- 1	1- 1	0- 0	NEUTRAL	0- 0	1- 0	0- 0				
1- 4	0- 0	0- 2	CONFERENCE	0- 2	0- 0	1- 0				
0- 2	0- 0	0- 1	HOME	0- 1	0- 0	0- 0				
1- 2	0- 0	0- 1	AWAY	0- 1	0- 0	1- 0				
0- 0	0- 0	0- 0	NEUTRAL	0- 0	0- 0	0- 0				

RPI 1-25				RPI 26-50				Team's RPI: 40				RPI 51-100				RPI 101+			
RPI	S	Opponent	Score	RPI	S	Opponent	Score	RPI	S	Opponent	Score	RPI	S	Opponent	Score	RPI	S	Opponent	Score
5	N	Stanford	66 74	29	H	George Washington	61 62	54	H	Vanderbilt	81 56	106	N	Maine	58 37				
14	A	Green Bay	52 68	45	A	Duquesne	58 89	67	H	Princeton	85 81	111	A	Toledo	83 57				
15	N	Louisville	79 66					72	H	Gonzaga	47 57	124	H	Yale	81 75				
23	A	Purdue	58 61					88	A	Saint Louis	56 70	148	H	Wisconsin	87 64				
								98	H	VCU	72 74	224	A	Richmond	60 48				
LAST 12 Division I GAMES:																			
98	H	VCU	72 74	88	A	Saint Louis	56 70												
29	H	George Washington	61 62	72	H	Gonzaga	47 57												
224	A	Richmond	60 48	23	A	Purdue	58 61												
45	A	Duquesne	58 89	111	A	Toledo	83 57												
14	A	Green Bay	52 68	15	N	Louisville	79 66												
67	H	Princeton	85 81	5	N	Stanford	66 74												

Non-Div I Games:

Dayton

Average RPI Win:	131	WON-LOST	WINNING	LAST 10	STRENGTH OF	OPP. STRENGTH	TEAM	ADJ.	CONF.	ADJ CONF.
Average RPI Loss:	48	RECORD	PCT. RANK	GAMES	SCHEDULE	OF SCHEDULE	RPI	RPI	RPI	RPI
DIV. I ONLY	13- 6	91	0- 1	13	30	32	32	6	6	
DIV. I NON-CONF.	8- 5	118	0- 1	13	31	42	42	6	6	
TOTALS	RPI 1-25	RPI 26-50	W-L RECORDS	RPI 51-100	RPI 101-150	RPI 150+				
13- 6	0- 3	4- 1	OVERALL	3- 1	2- 0	4- 1				
8- 3	0- 1	1- 1	HOME	2- 0	2- 0	3- 1				
5- 3	0- 2	3- 0	AWAY	1- 1	0- 0	1- 0				
0- 0	0- 0	0- 0	NEUTRAL	0- 0	0- 0	0- 0				
8- 5	0- 3	2- 0	NON-CONFERENCE	2- 1	1- 0	3- 1				
6- 2	0- 1	1- 0	HOME	1- 0	1- 0	3- 1				
2- 3	0- 2	1- 0	AWAY	1- 1	0- 0	0- 0				
0- 0	0- 0	0- 0	NEUTRAL	0- 0	0- 0	0- 0				
5- 1	0- 0	2- 1	CONFERENCE	1- 0	1- 0	1- 0				
2- 1	0- 0	0- 1	HOME	1- 0	1- 0	0- 0				
3- 0	0- 0	2- 0	AWAY	0- 0	0- 0	1- 0				
0- 0	0- 0	0- 0	NEUTRAL	0- 0	0- 0	0- 0				

RPI 1-25				RPI 26-50				Team's RPI: 32				RPI 51-100				RPI 101+			
RPI	S	Opponent	Score	RPI	S	Opponent	Score	RPI	S	Opponent	Score	RPI	S	Opponent	Score	RPI	S	Opponent	Score
1	A	Notre Dame	90 95	26	A	Seton Hall	86 74	61	A	Northwestern	77 64	113	H	Southern Ill.	105 61				
2	H	UConn	70 86	31	A	Texas A&M	80 66	70	H	Indiana	84 69	126	H	Georgetown	75 53				
3	A	Baylor	72 86	39	H	St. Bonaventure	77 54	79	A	South Dakota St.	79 88	151	H	Loyola Chicago	75 88				
				44	A	St. John's (NY)	71 61	89	H	Marquette	91 86	159	A	Butler	61 54				
				50	H	Villanova	60 64					275	H	Colgate	96 46				
												331	H	Chicago St.	88 42				
												335	H	Illinois St.	89 41				
LAST 12 Division I GAMES:																			
159	A	Butler	61 54	3	A	Baylor	72 86												
50	H	Villanova	60 64	151	H	Loyola Chicago	75 88												
126	H	Georgetown	75 53	61	A	Northwestern	77 64												
26	A	Seton Hall	86 74	79	A	South Dakota St.	79 88												
44	A	St. John's (NY)	71 61	31	A	Texas A&M	80 66												
89	H	Marquette	91 86	1	A	Notre Dame	90 95												

Non-Div I Games:

DePaul

■ Loss,
■ Non-Conf,
■ S Site,
■ H Home
■ A Away
N Neutral

Delaware

Through Games Of Jan. 17, 2016

Average RPI Win:	254	WON-LOST	WINNING	LAST 10	STRENGTH OF	OPP. STRENGTH	TEAM	ADJ.	CONF.	ADJ CONF.
Average RPI Loss:	134	RECORD	PCT. RANK	GAMES	SCHEDULE	OF SCHEDULE	RPI	RPI	RPI	RPI
DIV. I ONLY	9- 7	135	5- 5	288	184	198	198	13	13	
DIV. I NON-CONF.	5- 6	180	3- 4	309	209	236	236	12	12	
TOTALS	RPI 1-25	RPI 26-50	W-L RECORDS	RPI 51-100	RPI 101-150	RPI 150+				
9- 7	0- 0	0- 0	OVERALL	0- 1	0- 4	9- 2				
5- 1	0- 0	0- 0	HOME	0- 0	0- 1	5- 0				
3- 5	0- 0	0- 0	AWAY	0- 1	0- 2	3- 2				
1- 1	0- 0	0- 0	NEUTRAL	0- 0	0- 1	1- 0				
5- 6	0- 0	0- 0	NON-CONFERENCE	0- 0	0- 4	5- 2				
2- 1	0- 0	0- 0	HOME	0- 0	0- 1	2- 0				
2- 4	0- 0	0- 0	AWAY	0- 0	0- 2	2- 2				
1- 1	0- 0	0- 0	NEUTRAL	0- 0	0- 1	1- 0				
4- 1	0- 0	0- 0	CONFERENCE	0- 1	0- 0	4- 0				
3- 0	0- 0	0- 0	HOME	0- 0	0- 0	3- 0				
1- 1	0- 0	0- 0	AWAY	0- 1	0- 0	1- 0				
0- 0	0- 0	0- 0	NEUTRAL	0- 0	0- 0	0- 0				















































RPI S	Opponent	Score	RPI S	Opponent	Score	RPI S	Opponent	Score	RPI S	Opponent	Score	Team's RPI: 198
						64	A Hofstra	49 58	101	A Bucknell	51 80	
									126	A Georgetown	50 61	
									138	H East Carolina	58 68	
									148	N Wisconsin	52 54	
									173	A George Mason	83 90	
									190	A Robert Morris	50 53	
									191	A Fordham	55 48	
									195	A Col. of Charleston	63 47	
									202	H Northeastern	59 52	
									208	A Marist	56 50	
									248	H UNCW	67 59	
									276	H Towson	69 64	
									297	H Vermont	71 60	
									334	N North Dakota St.	62 50	
									339	H Lafayette	67 47	
LAST 12 Division I GAMES:												
195	A Col. of Charleston	63 47	276	H Towson	69 64							
202	H Northeastern	59 52	101	A Bucknell	51 80							
248	H UNCW	67 59	126	A Georgetown	50 61							
64	A Hofstra	49 58	173	A George Mason	83 90							
190	A Robert Morris	50 53	191	A Fordham	55 48							
297	H Vermont	71 60	334	N North Dakota St.	62 50							

Non-Div I Games:

Delaware

Loss, Non-Conf, S Site, H Home A Away N Neutral

Average RPI Win:	292	WON-LOST	WINNING	LAST 10	STRENGTH OF	OPP. STRENGTH	TEAM	ADJ.	CONF.	ADJ CONF.
Average RPI Loss:	171	RECORD	PCT. RANK	GAMES	SCHEDULE	OF SCHEDULE	RPI	RPI	RPI	RPI
DIV. I ONLY	4- 12	290	3- 7	263	261	309	309	30	30	
DIV. I NON-CONF.	3- 10	278	3- 6	212	261	296	296	31	31	
TOTALS	RPI 1-25	RPI 26-50	W-L RECORDS	RPI 51-100	RPI 101-150	RPI 150+				
4- 12	0- 0	0- 1	OVERALL	0- 2	0- 2	4- 7				
3- 4	0- 0	0- 0	HOME	0- 1	0- 0	3- 3				
0- 8	0- 0	0- 1	AWAY	0- 1	0- 2	0- 4				
1- 0	0- 0	0- 0	NEUTRAL	0- 0	0- 0	1- 0				
3- 10	0- 0	0- 1	NON-CONFERENCE	0- 2	0- 2	3- 5				
2- 4	0- 0	0- 0	HOME	0- 1	0- 0	2- 3				
0- 6	0- 0	0- 1	AWAY	0- 1	0- 2	0- 2				
1- 0	0- 0	0- 0	NEUTRAL	0- 0	0- 0	1- 0				
1- 2	0- 0	0- 0	CONFERENCE	0- 0	0- 0	1- 2				
1- 0	0- 0	0- 0	HOME	0- 0	0- 0	1- 0				
0- 2	0- 0	0- 0	AWAY	0- 0	0- 0	0- 2				
0- 0	0- 0	0- 0	NEUTRAL	0- 0	0- 0	0- 0				

RPI S	Opponent	Score	RPI S	Opponent	Score	RPI S	Opponent	Score	RPI S	Opponent	Score	Team's RPI: 309
			47 	West Virginia	34 	64 	Hofstra	49 	110 	Fla. Atlantic	55 	
						85 	Temple	59 	150 	Pittsburgh	43 	
									153 	William & Mary	59 	
									171 	Cornell	62 	
									191 	Fordham	58 	
									223 	Lehigh	49 	
									230 	Morgan St.	49 	
									239 N	Appalachian St.	76 69	
									289 	South Carolina St.	48 	
									294 	Howard	87 86	
									303 	Longwood	88 63	
									333 	Wagner	66 44	
									336 	Mt. St. Mary's	41 	
LAST 12 Division I GAMES:												
			294 	Howard	87 86	289 	South Carolina St.	48 				
			230 	Morgan St.	49 	333 	Wagner	66 44				
			171 	Cornell	62 	191 	Fordham	58 				
			64 	Hofstra	49 	153 	William & Mary	59 				
			303 	Longwood	88 63	239 N	Appalachian St.	76 69				
			85 	Temple	59 	110 	Fla. Atlantic	55 				

Non-Div I Games:

Delaware St.

Denver				Through Games Of Jan. 17, 2016						
Average RPI Win:	305	WON-LOST	WINNING	LAST 10	STRENGTH OF	OPP. STRENGTH	TEAM	ADJ.	CONF.	ADJ CONF.
Average RPI Loss:	173	RECORD	PCT. RANK	GAMES	SCHEDULE	OF SCHEDULE	RPI	RPI	RPI	RPI
DIV. I ONLY	4- 15	305	3- 7	191	321	288	288	22	22	
DIV. I NON-CONF.	2- 11	306	1- 5	175	311	286	286	23	23	
TOTALS	RPI 1-25	RPI 26-50	W-L RECORDS	RPI 51-100	RPI 101-150	RPI 150+				
4- 15	0- 1	0- 0	OVERALL	0- 3	0- 1	4- 10				
2- 7	0- 0	0- 0	HOME	0- 2	0- 1	2- 4				
2- 6	0- 0	0- 0	AWAY	0- 0	0- 0	2- 1				
0- 2	0- 1	0- 0	NEUTRAL	0- 0	0- 0	0- 1				
2- 11	0- 1	0- 0	NON-CONFERENCE	0- 1	0- 1	2- 8				
0- 6	0- 0	0- 0	HOME	0- 1	0- 1	0- 4				
2- 3	0- 0	0- 0	AWAY	0- 0	0- 0	2- 3				
0- 2	0- 1	0- 0	NEUTRAL	0- 0	0- 0	0- 1				
2- 4	0- 0	0- 0	CONFERENCE	0- 2	0- 0	2- 2				
2- 1	0- 0	0- 0	HOME	0- 1	0- 0	2- 0				
0- 3	0- 0	0- 0	AWAY	0- 1	0- 0	0- 2				
0- 0	0- 0	0- 0	NEUTRAL	0- 0	0- 0	0- 0				

D

e

n

v

e

r

RPI 1-25			RPI 26-50			RPI 51-100			RPI 101+ Team's RPI: 288		
RPI	S	Opponent	Score	RPI	S	RPI	S	Opponent	Score		
1	N	Notre Dame	52 94			52	H	Colorado St.	46 74	139	H Long Beach St. 41 48
						79	H	South Dakota St.	39 76	161	H Northern Colo. 51 60
						81	A	South Dakota	60 85	165	H Weber St. 49 61
										200	N Louisiana Tech 53 58
										212	H Ill.-Chicago 46 56
										214	H Wyoming 64 75
										216	A Milwaukee 56 49
										227	A Seattle 51 59
										244	A Western Ill. 60 63
										263	A Omaha 55 67
										268	A Pepperdine 60 64
										292	A UMKC 58 68
										325	H IPFW 53 50
										334	H North Dakota St. 64 53
										344	A Air Force 57 48
LAST 12 Division I GAMES:											
244	A	Western Ill.	60 63	263	A	Omaha	55 67				
325	H	IPFW	53 50	52	H	Colorado St.	46 74				
334	H	North Dakota St.	64 53	212	H	Ill.-Chicago	46 56				
81	A	South Dakota	60 85	216	A	Milwaukee	56 49				
79	H	South Dakota St.	39 76	292	A	UMKC	58 68				
139	H	Long Beach St.	41 48	214	H	Wyoming	64 75				

Non-Div I Games:

Denver

Average RPI Win:	240	WON-LOST	WINNING	LAST 10	STRENGTH OF	OPP. STRENGTH	TEAM	ADJ.	CONF.	ADJ CONF.
Average RPI Loss:	89	RECORD	PCT. RANK	GAMES	SCHEDULE	OF SCHEDULE	RPI	RPI	RPI	RPI
DIV. I ONLY	7- 9	203	5- 5	98	141	180	180	14	14	
DIV. I NON-CONF.	3- 7	248	2- 3	100	106	225	225	14	14	
TOTALS	RPI 1-25	RPI 26-50	W-L RECORDS	RPI 51-100	RPI 101-150	RPI 150+				
7- 9	0- 1	0- 2	OVERALL	0- 4	0- 1	7- 1				
5- 5	0- 0	0- 0	HOME	0- 4	0- 0	5- 1				
2- 4	0- 1	0- 2	AWAY	0- 0	0- 1	2- 0				
0- 0	0- 0	0- 0	NEUTRAL	0- 0	0- 0	0- 0				
3- 7	0- 1	0- 2	NON-CONFERENCE	0- 2	0- 1	3- 1				
3- 3	0- 0	0- 0	HOME	0- 2	0- 0	3- 1				
0- 4	0- 1	0- 2	AWAY	0- 0	0- 1	0- 0				
0- 0	0- 0	0- 0	NEUTRAL	0- 0	0- 0	0- 0				
4- 2	0- 0	0- 0	CONFERENCE	0- 2	0- 0	4- 0				
2- 2	0- 0	0- 0	HOME	0- 2	0- 0	2- 0				
2- 0	0- 0	0- 0	AWAY	0- 0	0- 0	2- 0				
0- 0	0- 0	0- 0	NEUTRAL	0- 0	0- 0	0- 0				

RPI S	Opponent	Score	RPI S	Opponent	Score	RPI S	Opponent	Score	RPI S	Opponent	Score	Team's RPI: 180
19	A Maryland	41 97	27	A Michigan St.	42 81	71	H Michigan	61 88	102	A Western Mich.	66 70	
			39	A St. Bonaventure	73 84	83	H Wright St.	71 89	179	H Northern Ky.	66 65	
						86	H Eastern Mich.	68 85	201	A Valparaiso	72 66	
						90	H Youngstown St.	70 72	205	H Cincinnati	77 68	
									212	A Ill.-Chicago	89 80	
									273	H Niagara	80 75	
									280	H Bradley	67 75	
									284	H Cleveland St.	82 68	
									325	H IPFW	64 63	
LAST 12 Division I GAMES:												
83	H Wright St.	71 89	179	H Northern Ky.	66 65							
212	A Ill.-Chicago	89 80	27	A Michigan St.	42 81							
201	A Valparaiso	72 66	102	A Western Mich.	66 70							
284	H Cleveland St.	82 68	325	H IPFW	64 63							
90	H Youngstown St.	70 72	205	H Cincinnati	77 68							
86	H Eastern Mich.	68 85	273	H Niagara	80 75							

Non-Div I Games: Salem Int'l 81 50

Detroit

Drake

Through Games Of Jan. 17, 2016

Average RPI Win:	198	WON-LOST	WINNING	LAST 10	STRENGTH OF	OPP. STRENGTH	TEAM	ADJ.	CONF.	ADJ CONF.
Average RPI Loss:	93	RECORD	PCT. RANK	GAMES	SCHEDULE	OF SCHEDULE	RPI	RPI	RPI	RPI
DIV. I ONLY	11- 5	84	5- 4	185	117	96	96	21	21	
DIV. I NON-CONF.	6- 4	124	1- 4	70	54	71	71	18	18	
TOTALS	RPI 1-25	RPI 26-50	W-L RECORDS	RPI 51-100	RPI 101-150	RPI 150+				
11- 5	0- 2	0- 0	OVERALL	1- 1	3- 1	7- 1				
6- 2	0- 1	0- 0	HOME	1- 0	1- 1	4- 0				
4- 3	0- 1	0- 0	AWAY	0- 1	2- 0	2- 1				
1- 0	0- 0	0- 0	NEUTRAL	0- 0	0- 0	1- 0				
6- 4	0- 2	0- 0	NON-CONFERENCE	1- 1	2- 0	3- 1				
3- 1	0- 1	0- 0	HOME	1- 0	1- 0	1- 0				
2- 3	0- 1	0- 0	AWAY	0- 1	1- 0	1- 1				
1- 0	0- 0	0- 0	NEUTRAL	0- 0	0- 0	1- 0				
5- 1	0- 0	0- 0	CONFERENCE	0- 0	1- 1	4- 0				
3- 1	0- 0	0- 0	HOME	0- 0	0- 1	3- 0				
2- 0	0- 0	0- 0	AWAY	0- 0	1- 0	1- 0				
0- 0	0- 0	0- 0	NEUTRAL	0- 0	0- 0	0- 0				

RPI 1-25				RPI 26-50				RPI 51-100 Team's RPI: 96				RPI 101+			
RPI	S	Opponent	Score	RPI	S	Opponent	Score	RPI	S	Opponent	Score	RPI	S	Opponent	Score
14	H	Green Bay	61 86					78	H	Iowa St.	74 70	103	H	Creighton	81 72
21	A	Iowa	76 89					81	A	South Dakota	87 92	108	A	Missouri St.	82 75
												113	H	Southern Ill.	67 77
												148	A	Wisconsin	89 70
												174	H	North Dakota	73 63
												186	A	UNLV	76 68
												193	N	Tulsa	91 80
												237	A	Northern Ill.	73 87
												269	H	Indiana St.	80 55
												274	H	Evansville	94 52
												311	A	Wichita St.	87 56
												335	H	Illinois St.	76 41
LAST 12 Division I GAMES:															
269	H	Indiana St.	80 55	335	H	Illinois St.	76 41								
311	A	Wichita St.	87 56	237	A	Northern Ill.	73 87								
108	A	Missouri St.	82 75	14	H	Green Bay	61 86								
274	H	Evansville	94 52	81	A	South Dakota	87 92								
113	H	Southern Ill.	67 77	186	A	UNLV	76 68								
21	A	Iowa	76 89	193	N	Tulsa	91 80								

Non-Div I Games: William Penn 100 61

Drake

■ Loss,
■ Non-Conf,
■ S Site,
■ H Home
■ A Away
N Neutral

Average RPI Win: 157	WON-LOST	WINNING	LAST 10	STRENGTH OF	OPP. STRENGTH	TEAM	ADJ.	CONF.	ADJ CONF.
Average RPI Loss: 87	RECORD	PCT. RANK	GAMES	SCHEDULE	OF SCHEDULE	RPI	RPI	RPI	RPI
DIV. I ONLY	7- 9	203	5- 5	30	79	105	105	13	13
DIV. I NON-CONF.	4- 7	222	2- 5	18	58	121	121	12	12
TOTALS	RPI 1-25	RPI 26-50	W-L RECORDS	RPI 51-100	RPI 101-150	RPI 150+			
7- 9	0- 1	1- 2	OVERALL	1- 4	1- 0	4- 2			
5- 2	0- 0	1- 0	HOME	1- 1	0- 0	3- 1			
2- 5	0- 1	0- 1	AWAY	0- 3	1- 0	1- 0			
0- 2	0- 0	0- 1	NEUTRAL	0- 0	0- 0	0- 1			
4- 7	0- 1	1- 2	NON-CONFERENCE	0- 3	1- 0	2- 1			
3- 1	0- 0	1- 0	HOME	0- 1	0- 0	2- 0			
1- 4	0- 1	0- 1	AWAY	0- 2	1- 0	0- 0			
0- 2	0- 0	0- 1	NEUTRAL	0- 0	0- 0	0- 1			
3- 2	0- 0	0- 0	CONFERENCE	1- 1	0- 0	2- 1			
2- 1	0- 0	0- 0	HOME	1- 0	0- 0	1- 1			
1- 1	0- 0	0- 0	AWAY	0- 1	0- 0	1- 0			
0- 0	0- 0	0- 0	NEUTRAL	0- 0	0- 0	0- 0			

RPI 1-25				RPI 26-50				RPI 51-100				RPI 101+ Team's RPI: 105			
RPI	S	Opponent	Score	RPI	S	Opponent	Score	RPI	S	Opponent	Score	RPI	S	Opponent	Score
22	A	South Fla.	58 73	30	A	Syracuse	62 83	54	H	Vanderbilt	64 74	145	A	Hampton	57 36
				39	H	St. Bonaventure	58 46	57	A	Penn	67 72	153	A	William & Mary	67 50
				50	N	Villanova	55 67	68	A	Saint Joseph's	46 53	154	H	Quinnipiac	62 49
								76	A	James Madison	56 67	195	H	Col. of Charleston	66 54
								92	H	Elon	74 31	202	H	Northeastern	65 73
												220	N	Montana	50 58
												323	H	Dartmouth	69 53
LAST 12 Division I GAMES:															
76	A	James Madison	56 67	92	H	Elon	74 31	57	A	Penn	67 72	145	A	Hampton	57 36
153	A	William & Mary	67 50	68	A	Saint Joseph's	46 53	54	H	Vanderbilt	64 74	153	A	William & Mary	67 50
202	H	Northeastern	65 73	50	N	Montana	50 58	68	A	Saint Joseph's	46 53	154	H	Quinnipiac	62 49
195	H	Col. of Charleston	66 54					76	A	James Madison	56 67	195	H	Col. of Charleston	66 54
30	A	Syracuse	62 83					92	H	Elon	74 31	202	H	Northeastern	65 73
154	H	Quinnipiac	62 49									220	N	Montana	50 58

Non-Div I Games:

Drexel

■ Loss,
■ Non-Conf, S Site,
■ Home
■ Away
N Neutral

Average RPI Win:	158	WON-LOST	WINNING	LAST 10	STRENGTH OF	OPP. STRENGTH	TEAM	ADJ.	CONF.	ADJ CONF.
Average RPI Loss:	25	RECORD	PCT. RANK	GAMES	SCHEDULE	OF SCHEDULE	RPI	RPI	RPI	RPI
DIV. I ONLY	13- 6	91	6- 4	22	43	42	42	5	5	
DIV. I NON-CONF.	11- 3	55	5- 2	34	70	21	21	5	5	
TOTALS	RPI 1-25	RPI 26-50	W-L RECORDS	RPI 51-100	RPI 101-150	RPI 150+				
13- 6	0- 3	0- 2	OVERALL	4- 1	3- 0	6- 0				
9- 2	0- 0	0- 1	HOME	2- 1	2- 0	5- 0				
1- 4	0- 3	0- 1	AWAY	1- 0	0- 0	0- 0				
3- 0	0- 0	0- 0	NEUTRAL	1- 0	1- 0	1- 0				
11- 3	0- 2	0- 1	NON-CONFERENCE	3- 0	3- 0	5- 0				
7- 1	0- 0	0- 1	HOME	1- 0	2- 0	4- 0				
1- 2	0- 2	0- 0	AWAY	1- 0	0- 0	0- 0				
3- 0	0- 0	0- 0	NEUTRAL	1- 0	1- 0	1- 0				
2- 3	0- 1	0- 1	CONFERENCE	1- 1	0- 0	1- 0				
2- 1	0- 0	0- 0	HOME	1- 1	0- 0	1- 0				
0- 2	0- 1	0- 1	AWAY	0- 0	0- 0	0- 0				
0- 0	0- 0	0- 0	NEUTRAL	0- 0	0- 0	0- 0				

RPI 1-25				RPI 26-50				Team's RPI: 42				RPI 51-100				RPI 101+			
RPI	S	Opponent	Score	RPI	S	Opponent	Score	RPI	S	Opponent	Score	RPI	S	Opponent	Score	RPI	S	Opponent	Score
4	A	South Carolina	55 66	30	A	Syracuse	50 86	57	A	Penn	57 50	115	H	Minnesota	84 64				
7	A	Kentucky	61 71	31	H	Texas A&M	66 72	60	H	North Carolina St.	62 65	118	N	Idaho	74 68				
15	A	Louisville	48 65					62	H	Boston College	71 51	132	H	Liberty	79 41				
								78	N	Iowa St.	86 48	155	N	Texas St.	85 34				
								91	H	Army West Point	72 61	181	H	Wake Forest	95 68				
												221	H	Massachusetts	70 46				
												248	H	UNCW	78 56				
												286	H	Winthrop	78 50				
												314	H	Western Caro.	84 47				
LAST 12 Division I GAMES:																			
60	H	North Carolina St.	62 65	62	H	Boston College	71 51												
15	A	Louisville	48 65	7	A	Kentucky	61 71												
181	H	Wake Forest	95 68	132	H	Liberty	79 41												
30	A	Syracuse	50 86	221	H	Massachusetts	70 46												
248	H	UNCW	78 56	4	A	South Carolina	55 66												
314	H	Western Caro.	84 47	115	H	Minnesota	84 64												

Non-Div I Games:

Duke

■ Loss,
■ Non-Conf,
■ S Site,
■ H Home
■ A Away
N Neutral

Duquesne

Through Games Of Jan. 17, 2016

Average RPI Win:	181	WON-LOST	WINNING	LAST 10	STRENGTH OF	OPP. STRENGTH	TEAM	ADJ.	CONF.	ADJ CONF.
Average RPI Loss:	48	RECORD	PCT. RANK	GAMES	SCHEDULE	OF SCHEDULE	RPI	RPI	RPI	RPI
DIV. I ONLY	15- 2	12	8- 1	151	114	45	45	9	9	
DIV. I NON-CONF.	11- 1	15	6- 0	197	201	36	36	8	8	
TOTALS	RPI 1-25	RPI 26-50	W-L RECORDS	RPI 51-100	RPI 101-150	RPI 150+				
15- 2	0- 0	3- 1	OVERALL	1- 1	3- 0	8- 0				
6- 1	0- 0	3- 1	HOME	0- 0	0- 0	3- 0				
8- 1	0- 0	0- 0	AWAY	1- 1	3- 0	4- 0				
1- 0	0- 0	0- 0	NEUTRAL	0- 0	0- 0	1- 0				
11- 1	0- 0	2- 0	NON-CONFERENCE	1- 1	3- 0	5- 0				
4- 0	0- 0	2- 0	HOME	0- 0	0- 0	2- 0				
6- 1	0- 0	0- 0	AWAY	1- 1	3- 0	2- 0				
1- 0	0- 0	0- 0	NEUTRAL	0- 0	0- 0	1- 0				
4- 1	0- 0	1- 1	CONFERENCE	0- 0	0- 0	3- 0				
2- 1	0- 0	1- 1	HOME	0- 0	0- 0	1- 0				
2- 0	0- 0	0- 0	AWAY	0- 0	0- 0	2- 0				
0- 0	0- 0	0- 0	NEUTRAL	0- 0	0- 0	0- 0				

RPI 1-25				RPI 26-50		Team's RPI: 45		RPI 51-100				RPI 101+			
RPI	S	Opponent	Score	RPI	S	Opponent	Score	RPI	S	Opponent	Score	RPI	S	Opponent	Score
				29	H	George Washington	52 70	67	A	Princeton	66 94	117	A	Central Mich.	68 49
				33	H	Ohio	64 47	94	A	Buffalo	79 62	147	A	New Mexico	78 69
				40	H	Dayton	89 58					150	A	Pittsburgh	79 65
				44	H	St. John's (NY)	76 57					173	A	George Mason	72 56
												185	A	Rhode Island	79 70
												191	H	Fordham	55 40
												279	N	N.C. A&T	81 67
												294	H	Howard	86 62
												313	H	UMES	95 59
												318	A	Saint Peter's	63 38
												339	A	Lafayette	73 65
LAST 12 Division I GAMES:															
				185	A	Rhode Island	79 70	29	H	George Washington	52 70				
				191	H	Fordham	55 40	33	H	Ohio	64 47				
				173	A	George Mason	72 56	313	H	UMES	95 59				
				40	H	Dayton	89 58	94	A	Buffalo	79 62				
				150	A	Pittsburgh	79 65	117	A	Central Mich.	68 49				
				44	H	St. John's (NY)	76 57	147	A	New Mexico	78 69				

Non-Div I Games: Slippery Rock 79 54

Duquesne

Loss, Non-Conf, S Site, H Home A Away N Neutral

Average RPI Win:	242	WON-LOST	WINNING	LAST 10	STRENGTH OF	OPP. STRENGTH	TEAM	ADJ.	CONF.	ADJ CONF.
Average RPI Loss:	136	RECORD	PCT. RANK	GAMES	SCHEDULE	OF SCHEDULE	RPI	RPI	RPI	RPI
DIV. I ONLY	8- 8	166	6- 2	252	149	164	164	17	17	
DIV. I NON-CONF.	5- 7	198	3- 3	174	127	148	148	17	17	
TOTALS	RPI 1-25	RPI 26-50	W-L RECORDS	RPI 51-100	RPI 101-150	RPI 150+				
8- 8	0- 1	0- 0	OVERALL	0- 2	0- 1	8- 4				
5- 0	0- 0	0- 0	HOME	0- 0	0- 0	5- 0				
3- 8	0- 1	0- 0	AWAY	0- 2	0- 1	3- 4				
0- 0	0- 0	0- 0	NEUTRAL	0- 0	0- 0	0- 0				
5- 7	0- 1	0- 0	NON-CONFERENCE	0- 2	0- 1	5- 3				
3- 0	0- 0	0- 0	HOME	0- 0	0- 0	3- 0				
2- 7	0- 1	0- 0	AWAY	0- 2	0- 1	2- 3				
0- 0	0- 0	0- 0	NEUTRAL	0- 0	0- 0	0- 0				
3- 1	0- 0	0- 0	CONFERENCE	0- 0	0- 0	3- 1				
2- 0	0- 0	0- 0	HOME	0- 0	0- 0	2- 0				
1- 1	0- 0	0- 0	AWAY	0- 0	0- 0	1- 1				
0- 0	0- 0	0- 0	NEUTRAL	0- 0	0- 0	0- 0				

RPI 1-25				RPI 26-50				RPI 51-100				RPI 101+ Team's RPI: 164			
RPI	S	Opponent	Score	RPI	S	Opponent	Score	RPI	S	Opponent	Score	RPI	S	Opponent	Score
13	A	Tennessee	49 85					54	A	Vanderbilt	39 65	119	A	Iona	50 56
								92	A	Elon	38 50	175	A	Eastern Ky.	41 64
												176	A	Old Dominion	56 52
												181	A	Wake Forest	52 69
												183	A	Davidson	65 58
												184	H	UNC Asheville	74 68
												213	A	Furman	77 81
												239	A	Appalachian St.	52 70
												253	H	Austin Peay	80 76
												259	H	UNCG	89 73
												267	H	Campbell	70 55
												301	A	Wofford	70 54
												314	H	Western Caro.	74 62
LAST 12 Division I GAMES:															
259	H	UNCG	89 73	314	H	Western Caro.	74 62	267	H	Campbell	70 55				
301	A	Wofford	70 54					54	A	Vanderbilt	39 65				
213	A	Furman	77 81					13	A	Tennessee	49 85				
119	A	Iona	50 56					92	A	Elon	38 50				
253	H	Austin Peay	80 76					175	A	Eastern Ky.	41 64				
183	A	Davidson	65 58												

Non-Div I Games: Armstrong St. 62 52 Lees-McRae 73 46 Brevard 69 46

ETSU

Loss, Non-Conf, S Site, H Home A Away N Neutral

East Carolina

Through Games Of Jan. 17, 2016

Average RPI Win:	236	WON-LOST	WINNING	LAST 10	STRENGTH OF	OPP. STRENGTH	TEAM	ADJ.	CONF.	ADJ CONF.
Average RPI Loss:	63	RECORD	PCT. RANK	GAMES	SCHEDULE	OF SCHEDULE	RPI	RPI	RPI	RPI
DIV. I ONLY	8- 10	198	2- 8	87	89	138	138	7	7	
DIV. I NON-CONF.	6- 6	160	1- 5	51	167	115	115	7	7	
TOTALS	RPI 1-25	RPI 26-50	W-L RECORDS	RPI 51-100	RPI 101-150	RPI 150+				
8- 10	0- 3	0- 1	OVERALL	0- 4	0- 1	8- 1				
3- 2	0- 1	0- 0	HOME	0- 1	0- 0	3- 0				
3- 3	0- 1	0- 0	AWAY	0- 1	0- 0	3- 1				
2- 5	0- 1	0- 1	NEUTRAL	0- 2	0- 1	2- 0				
6- 6	0- 1	0- 1	NON-CONFERENCE	0- 3	0- 1	6- 0				
2- 0	0- 0	0- 0	HOME	0- 0	0- 0	2- 0				
2- 1	0- 0	0- 0	AWAY	0- 1	0- 0	2- 0				
2- 5	0- 1	0- 1	NEUTRAL	0- 2	0- 1	2- 0				
2- 4	0- 2	0- 0	CONFERENCE	0- 1	0- 0	2- 1				
1- 2	0- 1	0- 0	HOME	0- 1	0- 0	1- 0				
1- 2	0- 1	0- 0	AWAY	0- 0	0- 0	1- 1				
0- 0	0- 0	0- 0	NEUTRAL	0- 0	0- 0	0- 0				

RPI S	Opponent	Score	RPI S	Opponent	Score	RPI S	Opponent	Score	RPI S	Opponent	Score	Team's RPI: 138
4 N	South Carolina	57 88	33 N	Ohio	61 64	55 N	Chattanooga	61 72	103 N	Creighton	66 91	
22 A	South Fla.	54 75				59 A	Auburn	69 83	163 N	UTRGV	70 59	
22 H	South Fla.	59 61				61 N	Northwestern	75 78	193 A	Tulsa	79 81	
						74 H	Tulane	51 66	198 A	Delaware	68 58	
									206 N	Eastern Wash.	80 62	
									218 H	Houston	76 70	
									232 H	Presbyterian	84 57	
									246 A	UCF	71 56	
									295 H	Alcorn	87 58	
									332 A	A&M-Corpus Christi	82 46	
LAST 12 Division I GAMES:												
218 H	Houston	76 70	22 A	South Fla.	54 75							
246 A	UCF	71 56	33 N	Ohio	61 64							
74 H	Tulane	51 66	55 N	Chattanooga	61 72							
22 H	South Fla.	59 61	59 A	Auburn	69 83							
193 A	Tulsa	79 81	61 N	Northwestern	75 78							
4 N	South Carolina	57 88	206 N	Eastern Wash.	80 62							

Non-Div I Games:

East Carolina

Loss, Non-Conf, S Site, H Home A Away N Neutral

Average RPI Win:	152	WON-LOST	WINNING	LAST 10	STRENGTH OF	OPP. STRENGTH	TEAM	ADJ.	CONF.	ADJ CONF.
Average RPI Loss:	213	RECORD	PCT. RANK	GAMES	SCHEDULE	OF SCHEDULE	RPI	RPI	RPI	RPI
DIV. I ONLY	1- 17	346	0- 10	251	333	341	341	23	23	
DIV. I NON-CONF.	1- 11	336	0- 6	189	338	329	329	22	22	
TOTALS	RPI 1-25	RPI 26-50	W-L RECORDS	RPI 51-100	RPI 101-150	RPI 150+				
1- 17	0- 0	0- 0	OVERALL	0- 1	0- 1	1- 15				
1- 7	0- 0	0- 0	HOME	0- 0	0- 0	1- 7				
0- 10	0- 0	0- 0	AWAY	0- 1	0- 1	0- 8				
0- 0	0- 0	0- 0	NEUTRAL	0- 0	0- 0	0- 0				
1- 11	0- 0	0- 0	NON-CONFERENCE	0- 1	0- 0	1- 10				
1- 4	0- 0	0- 0	HOME	0- 0	0- 0	1- 4				
0- 7	0- 0	0- 0	AWAY	0- 1	0- 0	0- 6				
0- 0	0- 0	0- 0	NEUTRAL	0- 0	0- 0	0- 0				
0- 6	0- 0	0- 0	CONFERENCE	0- 0	0- 1	0- 5				
0- 3	0- 0	0- 0	HOME	0- 0	0- 0	0- 3				
0- 3	0- 0	0- 0	AWAY	0- 0	0- 1	0- 2				
0- 0	0- 0	0- 0	NEUTRAL	0- 0	0- 0	0- 0				

RPI 1-25				RPI 26-50				RPI 51-100				RPI 101+				Team's RPI: 341	
RPI	S	Opponent	Score	RPI	S	Opponent	Score	RPI	S	Opponent	Score	RPI	S	Opponent	Score		
								88	A	Saint Louis	47	78	121	A	Belmont	61	89
												151	H	Loyola Chicago	75	86	
												152	H	IUPUI	77	71	
												160	A	Memphis	49	80	
												175	H	Eastern Ky.	56	75	
												203	H	Tennessee St.	53	62	
												205	A	Cincinnati	57	70	
												207	H	Stetson	66	68	
												212	A	Ill.-Chicago	54	66	
												216	H	Milwaukee	71	82	
												237	A	Northern Ill.	63	79	
												244	H	Western Ill.	69	92	
												263	A	Omaha	67	76	
												269	A	Indiana St.	42	60	
												281	H	Morehead St.	77	85	
												291	A	Tennessee Tech	74	81	
												305	A	Jacksonville St.	52	60	
LAST 12 Division I GAMES:																	
175	H	Eastern Ky.	56	75	281	H	Morehead St.	77	85								
121	A	Belmont	61	89	205	A	Cincinnati	57	70								
203	H	Tennessee St.	53	62	207	H	Stetson	66	68								
305	A	Jacksonville St.	52	60	216	H	Milwaukee	71	82								
291	A	Tennessee Tech	74	81	263	A	Omaha	67	76								
212	A	Ill.-Chicago	54	66	244	H	Western Ill.	69	92								

Non-Div I Games:

Eastern Ill.

Eastern Ky.

Through Games Of Jan. 17, 2016

Average RPI Win:	226	WON-LOST	WINNING	LAST 10	STRENGTH OF	OPP. STRENGTH	TEAM	ADJ.	CONF.	ADJ CONF.
Average RPI Loss:	135	RECORD	PCT. RANK	GAMES	SCHEDULE	OF SCHEDULE	RPI	RPI	RPI	RPI
DIV. I ONLY	7- 7	166	4- 5	200	222	175	175	23	23	
DIV. I NON-CONF.	4- 5	193	1- 4	120	260	164	164	22	22	
TOTALS	RPI 1-25	RPI 26-50	W-L RECORDS	RPI 51-100	RPI 101-150	RPI 150+				
7- 7	0- 0	0- 0	OVERALL	1- 3	0- 1	6- 3				
4- 1	0- 0	0- 0	HOME	1- 1	0- 0	3- 0				
2- 5	0- 0	0- 0	AWAY	0- 1	0- 1	2- 3				
1- 1	0- 0	0- 0	NEUTRAL	0- 1	0- 0	1- 0				
4- 5	0- 0	0- 0	NON-CONFERENCE	0- 3	0- 1	4- 1				
2- 1	0- 0	0- 0	HOME	0- 1	0- 0	2- 0				
1- 3	0- 0	0- 0	AWAY	0- 1	0- 1	1- 1				
1- 1	0- 0	0- 0	NEUTRAL	0- 1	0- 0	1- 0				
3- 2	0- 0	0- 0	CONFERENCE	1- 0	0- 0	2- 2				
2- 0	0- 0	0- 0	HOME	1- 0	0- 0	1- 0				
1- 2	0- 0	0- 0	AWAY	0- 0	0- 0	1- 2				
0- 0	0- 0	0- 0	NEUTRAL	0- 0	0- 0	0- 0				

RPI 1-25			RPI 26-50			RPI 51-100			RPI 101+			Team's RPI: 175
RPI	S	Opponent	Score	RPI	S	Opponent	Score	RPI	S	Opponent	Score	
						58 A Western Ky.	60 76	108 A Missouri St.	63 87			
						60 N North Carolina St.	62 73	162 A SIUE	74 89			
						83 H Wright St.	69 71	164 H ETSU	64 41			
						87 H UT Martin	70 61	166 H Southeast Mo. St.	56 55			
								224 A Richmond	62 81			
								242 A Miami (OH)	77 72			
								253 A Austin Peay	66 94			
								265 N Saint Francis (PA)	88 82			
								314 H Western Caro.	91 62			
								341 A Eastern Ill.	75 56			
LAST 12 Division I GAMES:												
341 A Eastern Ill.			75 56	162 A SIUE			74 89					
166 H Southeast Mo. St.			56 55	58 A Western Ky.			60 76					
87 H UT Martin			70 61	83 H Wright St.			69 71					
253 A Austin Peay			66 94	108 A Missouri St.			63 87					
265 N Saint Francis (PA)			88 82	164 H ETSU			64 41					
60 N North Carolina St.			62 73	242 A Miami (OH)			77 72					

Non-Div I Games: Cincinnati Christian 112 34 Davis & Elkins 73 58

Eastern Ky.

Loss, Non-Conf, S Site, H Home A Away N Neutral

Average RPI Win:	203	WON-LOST	WINNING	LAST 10	STRENGTH OF	OPP. STRENGTH	TEAM	ADJ.	CONF.	ADJ CONF.
Average RPI Loss:	47	RECORD	PCT. RANK	GAMES	SCHEDULE	OF SCHEDULE	RPI	RPI	RPI	RPI
DIV. I ONLY	10- 4	70	7- 2	128	153	86	86	10	10	
DIV. I NON-CONF.	7- 2	58	5- 1	143	124	55	55	11	11	
TOTALS	RPI 1-25	RPI 26-50	W-L RECORDS	RPI 51-100	RPI 101-150	RPI 150+				
10- 4	0- 2	0- 1	OVERALL	2- 0	1- 1	7- 0				
5- 2	0- 0	0- 1	HOME	2- 0	1- 1	2- 0				
5- 1	0- 1	0- 0	AWAY	0- 0	0- 0	5- 0				
0- 1	0- 1	0- 0	NEUTRAL	0- 0	0- 0	0- 0				
7- 2	0- 2	0- 0	NON-CONFERENCE	1- 0	1- 0	5- 0				
3- 0	0- 0	0- 0	HOME	1- 0	1- 0	1- 0				
4- 1	0- 1	0- 0	AWAY	0- 0	0- 0	4- 0				
0- 1	0- 1	0- 0	NEUTRAL	0- 0	0- 0	0- 0				
3- 2	0- 0	0- 1	CONFERENCE	1- 0	0- 1	2- 0				
2- 2	0- 0	0- 1	HOME	1- 0	0- 1	1- 0				
1- 0	0- 0	0- 0	AWAY	0- 0	0- 0	1- 0				
0- 0	0- 0	0- 0	NEUTRAL	0- 0	0- 0	0- 0				

RPI 1-25				RPI 26-50				RPI 51-100				RPI 101+			
RPI	S	Opponent	Score	RPI	S	Opponent	Score	RPI	S	Opponent	Score	RPI	S	Opponent	Score
7	A	Kentucky	67 89	33	H	Ohio	64 71	71	H	Michigan	64 63	129	H	Akron	65 68
18	N	Abilene Christian	59 83					94	H	Buffalo	67 56	142	H	Oral Roberts	77 69
												157	A	Harvard	85 81
												163	H	UTRGV	78 56
												180	A	Detroit	85 68
												237	A	Northern Ill.	87 80
												316	A	Monmouth	78 68
												322	H	Kent St.	72 51
												344	A	Air Force	72 59
LAST 12 Division I GAMES:															
				33	H	Ohio	64 71	322	H	Kent St.	72 51				
				237	A	Northern Ill.	87 80	316	A	Monmouth	78 68				
				129	H	Akron	65 68	157	A	Harvard	85 81				
				94	H	Buffalo	67 56	18	N	Abilene Christian	59 83				
				180	A	Detroit	85 68	344	A	Air Force	72 59				
				71	H	Michigan	64 63	142	H	Oral Roberts	77 69				

Non-Div I Games: Madonna 104 45 Hillsdale 94 77

Eastern Mich.

Loss, Non-Conf, S Site, H Home A Away N Neutral

Average RPI Win:	254	WON-LOST	WINNING	LAST 10	STRENGTH OF	OPP. STRENGTH	TEAM	ADJ.	CONF.	ADJ CONF.
Average RPI Loss:	95	RECORD	PCT. RANK	GAMES	SCHEDULE	OF SCHEDULE	RPI	RPI	RPI	RPI
DIV. I ONLY	10- 6	107	8- 2	320	110	206	206	19	19	
DIV. I NON-CONF.	5- 6	180	3- 4	308	113	263	263	20	20	
TOTALS	RPI 1-25	RPI 26-50	W-L RECORDS	RPI 51-100	RPI 101-150	RPI 150+				
10- 6	0- 1	0- 0	OVERALL	0- 2	1- 2	9- 1				
5- 2	0- 1	0- 0	HOME	0- 0	0- 0	5- 1				
5- 1	0- 0	0- 0	AWAY	0- 0	1- 0	4- 0				
0- 3	0- 0	0- 0	NEUTRAL	0- 1	0- 2	0- 0				
5- 6	0- 1	0- 0	NON-CONFERENCE	0- 2	0- 2	5- 1				
3- 2	0- 1	0- 0	HOME	0- 0	0- 0	3- 1				
2- 1	0- 0	0- 0	AWAY	0- 1	0- 0	2- 0				
0- 3	0- 0	0- 0	NEUTRAL	0- 1	0- 2	0- 0				
5- 0	0- 0	0- 0	CONFERENCE	0- 0	1- 0	4- 0				
2- 0	0- 0	0- 0	HOME	0- 0	0- 0	2- 0				
3- 0	0- 0	0- 0	AWAY	0- 0	1- 0	2- 0				
0- 0	0- 0	0- 0	NEUTRAL	0- 0	0- 0	0- 0				

RPI 1-25				RPI 26-50				RPI 51-100				RPI 101+ Team's RPI: 206			
RPI	S	Opponent	Score	RPI	S	Opponent	Score	RPI	S	Opponent	Score	RPI	S	Opponent	Score
18	H	Abilene Christian	60 72					61	N	Northwestern	70 74	103	N	Creighton	60 66
								72	A	Gonzaga	56 78	118	A	Idaho	74 66
												138	N	East Carolina	62 80
												161	H	Northern Colo.	59 55
												174	H	North Dakota	60 57
												177	H	Boise St.	79 84
												222	H	Utah Valley	68 64
												252	A	Northern Ariz.	81 71
												300	H	CSUN	70 59
												311	A	Wichita St.	67 62
												324	A	Cal St. Fullerton	68 57
												329	A	Southern Utah	85 82
												344	H	Air Force	65 44
LAST 12 Division I GAMES:															
329	A	Southern Utah	85 82	252	A	Northern Ariz.	81 71								
118	A	Idaho	74 66	311	A	Wichita St.	67 62								
174	H	North Dakota	60 57	324	A	Cal St. Fullerton	68 57								
161	H	Northern Colo.	59 55	222	H	Utah Valley	68 64								
177	H	Boise St.	79 84	103	N	Creighton	60 66								
18	H	Abilene Christian	60 72	138	N	East Carolina	62 80								

Non-Div I Games: Eastern Ore. 64 40

Eastern Wash.

■ Loss,
■ Non-Conf, S Site,
■ Home
■ Away
N Neutral

Average RPI Win: 167	WON-LOST	WINNING	LAST 10	STRENGTH OF	OPP. STRENGTH	TEAM	ADJ.	CONF.	ADJ CONF.
Average RPI Loss: 127	RECORD	PCT. RANK	GAMES	SCHEDULE	OF SCHEDULE	RPI	RPI	RPI	RPI
DIV. I ONLY	8- 7	154	5- 5	112	95	92	92	13	13
DIV. I NON-CONF.	6- 4	124	4- 3	93	85	60	60	12	12
TOTALS	RPI 1-25	RPI 26-50	W-L RECORDS	RPI 51-100	RPI 101-150	RPI 150+			
8- 7	0- 1	0- 1	OVERALL	3- 1	0- 2	5- 2			
4- 1	0- 0	0- 0	HOME	2- 1	0- 0	2- 0			
4- 6	0- 1	0- 1	AWAY	1- 0	0- 2	3- 2			
0- 0	0- 0	0- 0	NEUTRAL	0- 0	0- 0	0- 0			
6- 4	0- 1	0- 1	NON-CONFERENCE	2- 0	0- 1	4- 1			
3- 0	0- 0	0- 0	HOME	1- 0	0- 0	2- 0			
3- 4	0- 1	0- 1	AWAY	1- 0	0- 1	2- 1			
0- 0	0- 0	0- 0	NEUTRAL	0- 0	0- 0	0- 0			
2- 3	0- 0	0- 0	CONFERENCE	1- 1	0- 1	1- 1			
1- 1	0- 0	0- 0	HOME	1- 1	0- 0	0- 0			
1- 2	0- 0	0- 0	AWAY	0- 0	0- 1	1- 1			
0- 0	0- 0	0- 0	NEUTRAL	0- 0	0- 0	0- 0			

RPI 1-25				RPI 26-50				RPI 51-100 Team's RPI: 92				RPI 101+			
RPI	S	Opponent	Score	RPI	S	Opponent	Score	RPI	S	Opponent	Score	RPI	S	Opponent	Score
4	A	South Carolina	63 78	47	A	West Virginia	57 67	60	A	North Carolina St.	69 66	105	A	Drexel	31 74
								64	H	Hofstra	61 60	132	A	Liberty	63 72
								76	H	James Madison	76 81	164	H	ETSU	50 38
								93	H	Charlotte	90 83	213	A	Furman	65 55
												229	A	American	62 54
												248	A	UNCW	67 60
												250	A	Navy	70 73
												264	H	High Point	80 69
												276	A	Towson	78 85
LAST 12 Division I GAMES:															
276	A	Towson	78 85	105	A	Drexel	31 74								
76	H	James Madison	76 81	264	H	High Point	80 69								
64	H	Hofstra	61 60	60	A	North Carolina St.	69 66								
248	A	UNCW	67 60	213	A	Furman	65 55								
47	A	West Virginia	57 67	164	H	ETSU	50 38								
4	A	South Carolina	63 78	250	A	Navy	70 73								

Non-Div I Games: Lenoir-Rhyne 67 29

Elon

Average RPI Win:	282	WON-LOST	WINNING	LAST 10	STRENGTH OF	OPP. STRENGTH	TEAM	ADJ.	CONF.	ADJ CONF.
Average RPI Loss:	148	RECORD	PCT. RANK	GAMES	SCHEDULE	OF SCHEDULE	RPI	RPI	RPI	RPI
DIV. I ONLY	2- 14	327	1- 9	102	286	274	274	21	21	
DIV. I NON-CONF.	1- 10	330	0- 7	97	321	276	276	18	18	
TOTALS	RPI 1-25	RPI 26-50	W-L RECORDS	RPI 51-100	RPI 101-150	RPI 150+				
2- 14	0- 0	0- 0	OVERALL	0- 5	0- 3	2- 6				
1- 5	0- 0	0- 0	HOME	0- 2	0- 0	1- 3				
1- 7	0- 0	0- 0	AWAY	0- 2	0- 3	1- 2				
0- 2	0- 0	0- 0	NEUTRAL	0- 1	0- 0	0- 1				
1- 10	0- 0	0- 0	NON-CONFERENCE	0- 4	0- 1	1- 5				
0- 4	0- 0	0- 0	HOME	0- 2	0- 0	0- 2				
1- 4	0- 0	0- 0	AWAY	0- 1	0- 1	1- 2				
0- 2	0- 0	0- 0	NEUTRAL	0- 1	0- 0	0- 1				
1- 4	0- 0	0- 0	CONFERENCE	0- 1	0- 2	1- 1				
1- 1	0- 0	0- 0	HOME	0- 0	0- 0	1- 1				
0- 3	0- 0	0- 0	AWAY	0- 1	0- 2	0- 0				
0- 0	0- 0	0- 0	NEUTRAL	0- 0	0- 0	0- 0				

RPI	S	Opponent	Score	RPI	S	Opponent	Score	RPI	S	Opponent	Score	RPI	S	Opponent	Score	Team's RPI: 274
56	H	Ball St.		53		73		113	A	Southern Ill.	56	74				
73	N	Santa Clara		44		62		134	A	Xavier	57	65				
82	A	Nebraska		40		85		141	A	UNI	51	62				
87	H	UT Martin		48		75		151	H	Loyola Chicago	49	63				
96	A	Drake		52		94		152	H	IUPUI	62	68				
								189	N	Montana St.	55	81				
								242	A	Miami (OH)	85	91				
								251	A	Bowling Green	56	74				
								280	H	Bradley	62	46				
								284	A	Cleveland St.	72	63				
								299	H	Murray St.	54	73				
LAST 12 Division I GAMES:																
280	H	Bradley	62	46	113	A	Southern Ill.	56	74							
151	H	Loyola Chicago	49	63	87	H	UT Martin	48	75							
96	A	Drake	52	94	82	A	Nebraska	40	85							
141	A	UNI	51	62	299	H	Murray St.	54	73							
152	H	IUPUI	62	68	251	A	Bowling Green	56	74							
56	H	Ball St.	53	73	73	N	Santa Clara	44	62							

Non-Div I Games:

Evansville

■ Loss,
 ■ Non-Conf,
 ■ S Site,
 ■ H Home
 ■ A Away
 N Neutral

Average RPI Win:	170	WON-LOST	WINNING	LAST 10	STRENGTH OF	OPP. STRENGTH	TEAM	ADJ.	CONF.	ADJ CONF.
Average RPI Loss:	58	RECORD	PCT. RANK	GAMES	SCHEDULE	OF SCHEDULE	RPI	RPI	RPI	RPI
DIV. I ONLY	13- 4	46	8- 1	51	156	53	53	28	28	
DIV. I NON-CONF.	11- 4	77	8- 1	52	101	49	49	28	28	
TOTALS	RPI 1-25	RPI 26-50	W-L RECORDS	RPI 51-100	RPI 101-150	RPI 150+				
13- 4	0- 1	1- 1	OVERALL	2- 1	2- 1	8- 0				
6- 2	0- 0	0- 0	HOME	1- 1	0- 1	5- 0				
5- 0	0- 0	1- 0	AWAY	0- 0	1- 0	3- 0				
2- 2	0- 1	0- 1	NEUTRAL	1- 0	1- 0	0- 0				
11- 4	0- 1	1- 1	NON-CONFERENCE	2- 1	2- 1	6- 0				
4- 2	0- 0	0- 0	HOME	1- 1	0- 1	3- 0				
5- 0	0- 0	1- 0	AWAY	0- 0	1- 0	3- 0				
2- 2	0- 1	0- 1	NEUTRAL	1- 0	1- 0	0- 0				
2- 0	0- 0	0- 0	CONFERENCE	0- 0	0- 0	2- 0				
2- 0	0- 0	0- 0	HOME	0- 0	0- 0	2- 0				
0- 0	0- 0	0- 0	AWAY	0- 0	0- 0	0- 0				
0- 0	0- 0	0- 0	NEUTRAL	0- 0	0- 0	0- 0				

RPI 1-25				RPI 26-50				RPI 51-100				Team's RPI: 53	RPI 101+			
RPI	S	Opponent	Score	RPI	S	Opponent	Score	RPI	S	Opponent	Score		RPI	S	Opponent	Score
25	N	Mississippi St.	60 65	29	A	George Washington	64 60	59	H	Auburn	52 45		102	N	Western Mich.	60 42
				33	N	Ohio	57 69	65	H	Arkansas St.	48 62		110	H	Fla. Atlantic	55 62
								80	N	Arizona	57 55		129	A	Akron	82 64
													154	H	Quinnipiac	71 70
													157	H	Harvard	74 65
													207	H	Stetson	61 48
													211	A	Providence	50 41
													238	H	Hartford	64 44
													243	H	USC Upstate	54 43
													279	A	N.C. A&T	60 36
													321	A	FIU	81 53
LAST 12 Division I GAMES:																
				207	H	Stetson	61 48						243	H	USC Upstate	54 43
				238	H	Hartford	64 44						25	N	Mississippi St.	60 65
				59	H	Auburn	52 45						211	A	Providence	50 41
				154	H	Quinnipiac	71 70						157	H	Harvard	74 65
				102	N	Western Mich.	60 42						29	A	George Washington	64 60
				80	N	Arizona	57 55						65	H	Arkansas St.	48 62

Non-Div I Games: St. Thomas (FL) 86 33

FGCU

■ Loss,
 ■ Non-Conf,
 ■ S Site,
 ■ H Home
 ■ A Away
 N Neutral

Average RPI Win:	303	WON-LOST	WINNING	LAST 10	STRENGTH OF	OPP. STRENGTH	TEAM	ADJ.	CONF.	ADJ CONF.
Average RPI Loss:	162	RECORD	PCT. RANK	GAMES	SCHEDULE	OF SCHEDULE	RPI	RPI	RPI	RPI
DIV. I ONLY	2- 14	327	0- 10	196	211	321	321	11	11	
DIV. I NON-CONF.	2- 9	296	1- 6	294	216	341	341	10	10	
TOTALS	RPI 1-25	RPI 26-50	W-L RECORDS	RPI 51-100	RPI 101-150	RPI 150+				
2- 14	0- 0	0- 1	OVERALL	0- 3	0- 2	2- 8				
2- 7	0- 0	0- 0	HOME	0- 3	0- 0	2- 4				
0- 7	0- 0	0- 0	AWAY	0- 0	0- 0	0- 2				
0- 0	0- 0	0- 0	NEUTRAL	0- 0	0- 0	0- 0				
2- 9	0- 0	0- 1	NON-CONFERENCE	0- 2	0- 0	2- 6				
2- 5	0- 0	0- 0	HOME	0- 2	0- 0	2- 3				
0- 4	0- 0	0- 1	AWAY	0- 0	0- 0	0- 3				
0- 0	0- 0	0- 0	NEUTRAL	0- 0	0- 0	0- 0				
0- 5	0- 0	0- 0	CONFERENCE	0- 1	0- 2	0- 2				
0- 2	0- 0	0- 0	HOME	0- 1	0- 0	0- 1				
0- 3	0- 0	0- 0	AWAY	0- 0	0- 2	0- 1				
0- 0	0- 0	0- 0	NEUTRAL	0- 0	0- 0	0- 0				

RPI 1-25				RPI 26-50				RPI 51-100				RPI 101+				Team's RPI: 321	
RPI	S	Opponent	Score	RPI	S	Opponent	Score	RPI	S	Opponent	Score	RPI	S	Opponent	Score		
				36	A	Miami (FL)	55 83	53	H	FGCU	53 81	110	A	Fla. Atlantic	82 87		
								58	H	Western Ky.	69 71	131	A	Southern Miss.	55 82		
								89	H	Marquette	83 95	167	H	Marshall	58 65		
												181	H	Wake Forest	53 57		
												185	H	Rhode Island	50 68		
												200	A	Louisiana Tech	63 82		
												219	A	Jacksonville	44 80		
												246	A	UCF	72 89		
												284	A	Cleveland St.	57 64		
												298	H	UMass Lowell	71 68		
												307	H	Florida A&M	81 65		
												311	H	Wichita St.	62 76		
LAST 12 Division I GAMES:																	
				200	A	Louisiana Tech	63 82	131	A	Southern Miss.	55 82						
				167	H	Marshall	58 65	36	A	Miami (FL)	55 83						
				58	H	Western Ky.	69 71	284	A	Cleveland St.	57 64						
				110	A	Fla. Atlantic	82 87	219	A	Jacksonville	44 80						
				181	H	Wake Forest	53 57	298	H	UMass Lowell	71 68						
				185	H	Rhode Island	50 68	311	H	Wichita St.	62 76						

Non-Div I Games:

FIU

Fairfield

Through Games Of Jan. 17, 2016

Average RPI Win:	255	WON-LOST	WINNING	LAST 10	STRENGTH OF	OPP. STRENGTH	TEAM	ADJ.	CONF.	ADJ CONF.
Average RPI Loss:	167	RECORD	PCT. RANK	GAMES	SCHEDULE	OF SCHEDULE	RPI	RPI	RPI	RPI
DIV. I ONLY	8- 9	183	5- 5	273	255	234	234	25	25	
DIV. I NON-CONF.	5- 4	139	2- 3	171	275	180	180	24	24	
TOTALS	RPI 1-25	RPI 26-50	W-L RECORDS	RPI 51-100	RPI 101-150	RPI 150+				
8- 9	0- 0	0- 2	OVERALL	0- 1	0- 1	8- 5				
4- 5	0- 0	0- 1	HOME	0- 1	0- 1	4- 2				
4- 4	0- 0	0- 1	AWAY	0- 0	0- 0	4- 3				
0- 0	0- 0	0- 0	NEUTRAL	0- 0	0- 0	0- 0				
5- 4	0- 0	0- 2	NON-CONFERENCE	0- 1	0- 0	5- 1				
4- 2	0- 0	0- 1	HOME	0- 1	0- 0	4- 0				
1- 2	0- 0	0- 1	AWAY	0- 0	0- 0	1- 1				
0- 0	0- 0	0- 0	NEUTRAL	0- 0	0- 0	0- 0				
3- 5	0- 0	0- 0	CONFERENCE	0- 0	0- 1	3- 4				
0- 3	0- 0	0- 0	HOME	0- 0	0- 1	0- 2				
3- 2	0- 0	0- 0	AWAY	0- 0	0- 0	3- 2				
0- 0	0- 0	0- 0	NEUTRAL	0- 0	0- 0	0- 0				

RPI	S	Opponent	Score	RPI	S	Opponent	Score	RPI	S	Opponent	Score	RPI	S	Opponent	Score	Team's RPI: 234
44	A	St. John's (NY)	54 73	64	H	Hofstra	53 67	119	H	Iona	46 56	157	H	Harvard	67 50	
49	H	Albany (NY)	50 62					171	A	Cornell	35 59	188	A	Canisius	51 50	
								208	H	Marist	57 72	258	A	Manhattan	59 57	
								258	H	Manhattan	55 70	272	A	Loyola Maryland	71 45	
								273	A	Niagara	55 56	277	H	Sacred Heart	61 50	
								278	A	Rider	55 39	283	H	La Salle	62 59	
								318	A	Saint Peter's	46 56	325	H	IPFW	74 62	
LAST 12 Division I GAMES:																
278	A	Rider	55 39	258	A	Manhattan	59 57	44	A	St. John's (NY)	54 73	325	H	IPFW	74 62	
318	A	Saint Peter's	46 56	49	H	Albany (NY)	50 62	171	A	Cornell	35 59	208	H	Marist	57 72	
258	H	Manhattan	55 70													
273	A	Niagara	55 56													
188	A	Canisius	51 50													
157	H	Harvard	67 50													

Non-Div I Games:

Fairfield

■ Loss,
 ■ Non-Conf,
 ■ S Site,
 ■ H Home
 ■ A Away
 N Neutral

Average RPI Win:	279	WON-LOST	WINNING	LAST 10	STRENGTH OF	OPP. STRENGTH	TEAM	ADJ.	CONF.	ADJ CONF.
Average RPI Loss:	189	RECORD	PCT. RANK	GAMES	SCHEDULE	OF SCHEDULE	RPI	RPI	RPI	RPI
DIV. I ONLY	5- 13	279	3- 7	230	335	302	302	32	32	
DIV. I NON-CONF.	3- 10	278	2- 5	191	298	301	301	32	32	
TOTALS	RPI 1-25	RPI 26-50	W-L RECORDS	RPI 51-100	RPI 101-150	RPI 150+				
5- 13	0- 0	0- 1	OVERALL	0- 0	0- 4	5- 8				
3- 7	0- 0	0- 0	HOME	0- 0	0- 0	3- 7				
1- 4	0- 0	0- 1	AWAY	0- 0	0- 2	1- 1				
1- 2	0- 0	0- 0	NEUTRAL	0- 0	0- 2	1- 0				
3- 10	0- 0	0- 1	NON-CONFERENCE	0- 0	0- 4	3- 5				
2- 5	0- 0	0- 0	HOME	0- 0	0- 0	2- 5				
0- 3	0- 0	0- 1	AWAY	0- 0	0- 2	0- 0				
1- 2	0- 0	0- 0	NEUTRAL	0- 0	0- 2	1- 0				
2- 3	0- 0	0- 0	CONFERENCE	0- 0	0- 0	2- 3				
1- 2	0- 0	0- 0	HOME	0- 0	0- 0	1- 2				
1- 1	0- 0	0- 0	AWAY	0- 0	0- 0	1- 1				
0- 0	0- 0	0- 0	NEUTRAL	0- 0	0- 0	0- 0				

RPI S	Opponent	Score	RPI S	Opponent	Score	RPI S	Opponent	Score	RPI S	Opponent	Score	Team's RPI: 302
			47 A	West Virginia	42 91				101 A	Bucknell	62 72	
									104 A	North Carolina	46 64	
									119 N	Iona	54 77	
									124 N	Yale	58 77	
									170 H	Brown	48 63	
									190 A	Robert Morris	83 68	
									197 H	Columbia	83 87	
									217 H	Siena	65 81	
									226 N	Grand Canyon	74 68	
									240 H	Bryant	41 70	
									258 H	Manhattan	78 85	
									277 A	Sacred Heart	61 72	
									298 H	UMass Lowell	67 78	
									306 H	Central Conn. St.	75 78	
									316 H	Monmouth	81 75	
									318 H	Saint Peter's	73 52	
									346 H	St. Francis Brooklyn	65 61	
LAST 12 Division I GAMES:												
			306 H	Central Conn. St.	75 78				190 A	Robert Morris	83 68	
			277 A	Sacred Heart	61 72				170 H	Brown	48 63	
			197 H	Columbia	83 87				316 H	Monmouth	81 75	
			240 H	Bryant	41 70				298 H	UMass Lowell	67 78	
			346 H	St. Francis Brooklyn	65 61				318 H	Saint Peter's	73 52	
			217 H	Siena	65 81				47 A	West Virginia	42 91	

Non-Div I Games:

Fairleigh Dickinson

■ Loss,
 ■ Non-Conf,
 S Site,
 ■ Home
 ■ Away
 N Neutral

Average RPI Win:	211	WON-LOST	WINNING	LAST 10	STRENGTH OF	OPP. STRENGTH	TEAM	ADJ.	CONF.	ADJ CONF.
Average RPI Loss:	123	RECORD	PCT. RANK	GAMES	SCHEDULE	OF SCHEDULE	RPI	RPI	RPI	RPI
DIV. I ONLY	9- 6	115	5- 5	68	263	110	110	11	11	
DIV. I NON-CONF.	7- 3	92	3- 3	76	266	80	80	10	10	
TOTALS	RPI 1-25	RPI 26-50	W-L RECORDS	RPI 51-100	RPI 101-150	RPI 150+				
9- 6	0- 0	0- 1	OVERALL	1- 2	1- 1	7- 2				
7- 2	0- 0	0- 0	HOME	0- 2	1- 0	6- 0				
1- 4	0- 0	0- 1	AWAY	1- 0	0- 1	0- 2				
1- 0	0- 0	0- 0	NEUTRAL	0- 0	0- 0	1- 0				
7- 3	0- 0	0- 1	NON-CONFERENCE	1- 1	1- 0	5- 1				
5- 1	0- 0	0- 0	HOME	0- 1	1- 0	4- 0				
1- 2	0- 0	0- 1	AWAY	1- 0	0- 0	0- 1				
1- 0	0- 0	0- 0	NEUTRAL	0- 0	0- 0	1- 0				
2- 3	0- 0	0- 0	CONFERENCE	0- 1	0- 1	2- 1				
2- 1	0- 0	0- 0	HOME	0- 1	0- 0	2- 0				
0- 2	0- 0	0- 0	AWAY	0- 0	0- 1	0- 1				
0- 0	0- 0	0- 0	NEUTRAL	0- 0	0- 0	0- 0				

RPI 1-25				RPI 26-50				RPI 51-100				RPI 101+				Team's RPI: 110	
RPI	S	Opponent	Score	RPI	S	Opponent	Score	RPI	S	Opponent	Score	RPI	S	Opponent	Score		
				46	A	Kansas St.	53 102	53	A	FGCU	62 55	129	H	Akron	91 77		
								58	H	Western Ky.	62 81	131	A	Southern Miss.	80 89		
								81	H	South Dakota	53 76	167	H	Marshall	84 73		
												200	A	Louisiana Tech	62 65		
												203	N	Tennessee St.	69 64		
												216	H	Milwaukee	71 67		
												220	A	Montana	69 83		
												242	H	Miami (OH)	68 65		
												260	H	Bethune-Cookman	82 60		
												309	H	Delaware St.	83 55		
												321	H	FIU	87 82		
LAST 12 Division I GAMES:																	
				131	A	Southern Miss.	80 89	200	A	Louisiana Tech	62 65						
				58	H	Western Ky.	62 81	203	N	Tennessee St.	69 64						
				167	H	Marshall	84 73	220	A	Montana	69 83						
				321	H	FIU	87 82	46	A	Kansas St.	53 102						
				242	H	Miami (OH)	68 65	81	H	South Dakota	53 76						
				260	H	Bethune-Cookman	82 60	309	H	Delaware St.	83 55						

Non-Div I Games: Keiser 74 52

Fla. Atlantic

Average RPI Win:	157	WON-LOST	WINNING	LAST 10	STRENGTH OF	OPP. STRENGTH	TEAM	ADJ.	CONF.	ADJ CONF.
Average RPI Loss:	50	RECORD	PCT. RANK	GAMES	SCHEDULE	OF SCHEDULE	RPI	RPI	RPI	RPI
DIV. I ONLY	15- 3	18	8- 2	72	56	38	38	3	3	
DIV. I NON-CONF.	12- 1	10	7- 0	140	126	22	22	2	2	
TOTALS	RPI 1-25	RPI 26-50	W-L RECORDS	RPI 51-100	RPI 101-150	RPI 150+				
15- 3	2- 1	0- 1	OVERALL	3- 1	3- 0	7- 0				
8- 2	1- 1	0- 1	HOME	2- 0	1- 0	4- 0				
5- 1	1- 0	0- 0	AWAY	0- 1	2- 0	2- 0				
2- 0	0- 0	0- 0	NEUTRAL	1- 0	0- 0	1- 0				
12- 1	1- 0	0- 0	NON-CONFERENCE	3- 1	2- 0	6- 0				
7- 0	1- 0	0- 0	HOME	2- 0	0- 0	4- 0				
3- 1	0- 0	0- 0	AWAY	0- 1	2- 0	1- 0				
2- 0	0- 0	0- 0	NEUTRAL	1- 0	0- 0	1- 0				
3- 2	1- 1	0- 1	CONFERENCE	0- 0	1- 0	1- 0				
1- 2	0- 1	0- 1	HOME	0- 0	1- 0	0- 0				
2- 0	1- 0	0- 0	AWAY	0- 0	0- 0	1- 0				
0- 0	0- 0	0- 0	NEUTRAL	0- 0	0- 0	0- 0				

RPI 1-25				RPI 26-50				Team's RPI: 38	RPI 51-100				RPI 101+			
RPI	S	Opponent	Score	RPI	S	Opponent	Score		RPI	S	Opponent	Score	RPI	S	Opponent	Score
13	A	Tennessee	74 66	41	H	Georgia	61 71		56	N	Ball St.	85 79	127	H	LSU	53 45
24	H	Florida St.	82 72						60	H	North Carolina St.	79 72	148	A	Wisconsin	91 75
25	H	Mississippi St.	70 76						65	H	Arkansas St.	76 72	149	A	Colorado	83 61
									85	A	Temple	91 97	172	A	Ole Miss	85 65
													190	H	Robert Morris	79 52
													246	N	UCF	93 79
													265	H	Saint Francis (PA)	122 65
													266	A	South Ala.	72 60
													285	H	Savannah St.	99 34
													287	H	Kennesaw St.	84 57
LAST 12 Division I GAMES:																
41	H	Georgia	61 71	127	H	LSU	53 45		265	H	Saint Francis (PA)	122 65				
172	A	Ole Miss	85 65	190	H	Robert Morris	79 52		148	A	Wisconsin	91 75				
13	A	Tennessee	74 66	65	H	Arkansas St.	76 72		266	A	South Ala.	72 60				
25	H	Mississippi St.	70 76													
246	N	UCF	93 79													
60	H	North Carolina St.	79 72													

Non-Div I Games:

Florida

■ Loss,
 ■ Non-Conf, S Site,
 ■ Home
 ■ Away
 N Neutral

Average RPI Win:	265	WON-LOST	WINNING	LAST 10	STRENGTH OF	OPP. STRENGTH	TEAM	ADJ.	CONF.	ADJ CONF.
Average RPI Loss:	219	RECORD	PCT. RANK	GAMES	SCHEDULE	OF SCHEDULE	RPI	RPI	RPI	RPI
DIV. I ONLY	7- 9	203	5- 4	348	216	307	307	30	30	
DIV. I NON-CONF.	4- 7	222	2- 4	332	220	308	308	31	31	
TOTALS	RPI 1-25	RPI 26-50	W-L RECORDS	RPI 51-100	RPI 101-150	RPI 150+				
7- 9	0- 1	0- 0	OVERALL	0- 0	1- 2	6- 6				
2- 4	0- 0	0- 0	HOME	0- 0	0- 1	2- 3				
3- 4	0- 1	0- 0	AWAY	0- 0	1- 1	2- 2				
2- 1	0- 0	0- 0	NEUTRAL	0- 0	0- 0	2- 1				
4- 7	0- 1	0- 0	NON-CONFERENCE	0- 0	0- 2	4- 4				
1- 2	0- 0	0- 0	HOME	0- 0	0- 1	1- 1				
1- 4	0- 1	0- 0	AWAY	0- 0	0- 1	1- 2				
2- 1	0- 0	0- 0	NEUTRAL	0- 0	0- 0	2- 1				
3- 2	0- 0	0- 0	CONFERENCE	0- 0	1- 0	2- 2				
1- 2	0- 0	0- 0	HOME	0- 0	0- 0	1- 2				
2- 0	0- 0	0- 0	AWAY	0- 0	1- 0	1- 0				
0- 0	0- 0	0- 0	NEUTRAL	0- 0	0- 0	0- 0				

RPI 1-25				RPI 26-50				RPI 51-100				RPI 101+ Team's RPI: 307			
RPI	S	Opponent	Score	RPI	S	Opponent	Score	RPI	S	Opponent	Score	RPI	S	Opponent	Score
17	A	Southern California	45 88									104	A	North Carolina	58 94
												143	H	Mercer	50 54
												145	A	Hampton	66 59
												210	N	UC Davis	61 58
												230	H	Morgan St.	62 67
												236	A	Clemson	77 68
												246	A	UCF	55 93
												285	H	Savannah St.	59 38
												287	H	Kennesaw St.	69 67
												289	H	South Carolina St.	62 68
												304	H	Southeastern La.	57 62
												314	N	Western Caro.	53 69
												321	A	FIU	65 81
												342	N	New Orleans	71 60
												347	A	Norfolk St.	83 67
LAST 12 Division I GAMES:															
145	A	Hampton	66 59	230	H	Morgan St.	62 67								
347	A	Norfolk St.	83 67	17	A	Southern California	45 88								
143	H	Mercer	50 54	289	H	South Carolina St.	62 68								
285	H	Savannah St.	59 38	304	H	Southeastern La.	57 62								
236	A	Clemson	77 68	314	N	Western Caro.	53 69								
210	N	UC Davis	61 58	342	N	New Orleans	71 60								

Non-Div I Games: Clark Atlanta 98 88 Fla. Memorial 66 62

Florida A&M

Loss, Non-Conf, S Site, H Home A Away N Neutral

Average RPI Win:	171	WON-LOST	WINNING	LAST 10	STRENGTH OF	OPP. STRENGTH	TEAM	ADJ.	CONF.	ADJ CONF.
Average RPI Loss:	17	RECORD	PCT. RANK	GAMES	SCHEDULE	OF SCHEDULE	RPI	RPI	RPI	RPI
DIV. I ONLY	14- 4	36	7- 3	42	76	24	24	5	5	
DIV. I NON-CONF.	10- 3	62	5- 2	33	151	26	26	5	5	
TOTALS	RPI 1-25	RPI 26-50	W-L RECORDS	RPI 51-100	RPI 101-150	RPI 150+				
14- 4	1- 3	0- 1	OVERALL	3- 0	4- 0	6- 0				
10- 0	1- 0	0- 0	HOME	3- 0	3- 0	3- 0				
3- 3	0- 2	0- 1	AWAY	0- 0	1- 0	2- 0				
1- 1	0- 1	0- 0	NEUTRAL	0- 0	0- 0	1- 0				
10- 3	1- 2	0- 1	NON-CONFERENCE	2- 0	2- 0	5- 0				
8- 0	1- 0	0- 0	HOME	2- 0	2- 0	3- 0				
1- 2	0- 1	0- 1	AWAY	0- 0	0- 0	1- 0				
1- 1	0- 1	0- 0	NEUTRAL	0- 0	0- 0	1- 0				
4- 1	0- 1	0- 0	CONFERENCE	1- 0	2- 0	1- 0				
2- 0	0- 0	0- 0	HOME	1- 0	1- 0	0- 0				
2- 1	0- 1	0- 0	AWAY	0- 0	1- 0	1- 0				
0- 0	0- 0	0- 0	NEUTRAL	0- 0	0- 0	0- 0				

RPI	S	Opponent	Score
2	N	UConn	49 73
11	A	Arizona St.	56 68
15	A	Louisville	69 79
20	H	Rutgers	65 43

RPI	S	Opponent	Score
38	A	Florida	72 82

RPI	S	Opponent	Score
62	H	Boston College	75 42
74	H	Tulane	78 72
85	H	Temple	75 47

RPI	S	Opponent	Score
109	H	Georgia Tech	75 69
143	H	Mercer	79 36
146	H	UAB	84 44
150	A	Pittsburgh	66 55
219	H	Jacksonville	77 60
233	N	Sam Houston St.	94 37
236	A	Clemson	85 40
299	H	Murray St.	101 59
308	H	North Florida	80 28
310	A	LIU Brooklyn	78 42

LAST 12 Division I GAMES:

236	A	Clemson	85 40	150	A	Pittsburgh	66 55
109	H	Georgia Tech	75 69	299	H	Murray St.	101 59
62	H	Boston College	75 42	143	H	Mercer	79 36
15	A	Louisville	69 79	2	N	UConn	49 73
219	H	Jacksonville	77 60	85	H	Temple	75 47
11	A	Arizona St.	56 68	20	H	Rutgers	65 43

Non-Div I Games:

Florida St.

■ Loss,
 ■ Non-Conf,
 ■ S Site,
 ■ H Home
 ■ A Away
 N Neutral

Average RPI Win:	246	WON-LOST	WINNING	LAST 10	STRENGTH OF	OPP. STRENGTH	TEAM	ADJ.	CONF.	ADJ CONF.
Average RPI Loss:	83	RECORD	PCT. RANK	GAMES	SCHEDULE	OF SCHEDULE	RPI	RPI	RPI	RPI
DIV. I ONLY	8- 10	198	5- 5	115	140	191	191	9	9	
DIV. I NON-CONF.	5- 8	209	3- 4	199	202	237	237	8	8	
TOTALS	RPI 1-25	RPI 26-50	W-L RECORDS	RPI 51-100	RPI 101-150	RPI 150+				
8- 10	0- 0	0- 4	OVERALL	1- 3	0- 1	7- 2				
7- 3	0- 0	0- 0	HOME	1- 2	0- 0	6- 1				
1- 5	0- 0	0- 2	AWAY	0- 0	0- 0	1- 0				
0- 2	0- 0	0- 1	NEUTRAL	0- 0	0- 1	0- 0				
5- 8	0- 0	0- 2	NON-CONFERENCE	0- 3	0- 1	5- 2				
4- 3	0- 0	0- 0	HOME	0- 2	0- 0	4- 1				
1- 3	0- 0	0- 1	AWAY	0- 1	0- 0	1- 1				
0- 2	0- 0	0- 1	NEUTRAL	0- 0	0- 1	0- 0				
3- 2	0- 0	0- 2	CONFERENCE	1- 0	0- 0	2- 0				
3- 0	0- 0	0- 0	HOME	1- 0	0- 0	2- 0				
0- 2	0- 0	0- 2	AWAY	0- 0	0- 0	0- 0				
0- 0	0- 0	0- 0	NEUTRAL	0- 0	0- 0	0- 0				

RPI S	Opponent	Score	RPI S	Opponent	Score	RPI S	Opponent	Score	RPI S	Opponent	Score	Team's RPI: 191
26	A Seton Hall	54 66	54	H Vanderbilt	40 53	112	N Texas Tech	48 62				
30	N Syracuse	54 76	67	A Princeton	44 55	173	H George Mason	66 54				
39	A St. Bonaventure	41 55	68	H Saint Joseph's	47 40	178	A Penn St.	59 75				
45	A Duquesne	40 55	85	H Temple	44 57	183	H Davidson	51 40				
						198	H Delaware	48 55				
						258	A Manhattan	60 49				
						306	H Central Conn. St.	63 48				
						309	H Delaware St.	74 58				
						332	H A&M-Corpus Christi	67 49				
						339	H Lafayette	61 49				
LAST 12 Division I GAMES:												
173	H George Mason	66 54	68	H Saint Joseph's	47 40							
45	A Duquesne	40 55	306	H Central Conn. St.	63 48							
39	A St. Bonaventure	41 55	67	A Princeton	44 55							
183	H Davidson	51 40	85	H Temple	44 57							
54	H Vanderbilt	40 53	26	A Seton Hall	54 66							
332	H A&M-Corpus Christi	67 49	309	H Delaware St.	74 58							

Non-Div I Games:

Fordham














































Average RPI Win:	219	WON-LOST	WINNING	LAST 10	STRENGTH OF	OPP. STRENGTH	TEAM	ADJ.	CONF.	ADJ CONF.
Average RPI Loss:	60	RECORD	PCT. RANK	GAMES	SCHEDULE	OF SCHEDULE	RPI	RPI	RPI	RPI
DIV. I ONLY	7- 7	166	6- 3	59	103	100	100	18	18	
DIV. I NON-CONF.	2- 7	280	2- 4	14	46	158	158	19	19	
TOTALS	RPI 1-25	RPI 26-50	W-L RECORDS	RPI 51-100	RPI 101-150	RPI 150+				
7- 7	0- 1	0- 3	OVERALL	0- 2	1- 0	6- 1				
3- 3	0- 1	0- 1	HOME	0- 1	0- 0	3- 0				
3- 4	0- 0	0- 2	AWAY	0- 1	1- 0	2- 1				
1- 0	0- 0	0- 0	NEUTRAL	0- 0	0- 0	1- 0				
2- 7	0- 1	0- 3	NON-CONFERENCE	0- 2	0- 0	2- 1				
1- 3	0- 1	0- 1	HOME	0- 1	0- 0	1- 0				
0- 4	0- 0	0- 2	AWAY	0- 1	0- 0	0- 1				
1- 0	0- 0	0- 0	NEUTRAL	0- 0	0- 0	1- 0				
5- 0	0- 0	0- 0	CONFERENCE	0- 0	1- 0	4- 0				
2- 0	0- 0	0- 0	HOME	0- 0	0- 0	2- 0				
3- 0	0- 0	0- 0	AWAY	0- 0	1- 0	2- 0				
0- 0	0- 0	0- 0	NEUTRAL	0- 0	0- 0	0- 0				

RPI 1-25				RPI 26-50				RPI 51-100				Team's RPI: 100		RPI 101+			
RPI	S	Opponent	Score	RPI	S	Opponent	Score	RPI	S	Opponent	Score			RPI	S	Opponent	Score
16	H	Washington	79 89	29	H	George Washington	53 61	63	H	San Diego	68 72			147	A	New Mexico	69 65
				35	A	Utah	63 78	75	A	UC Riverside	68 86			156	A	Cal Poly	60 64
				48	A	St. Mary's (CA)	81 83							177	H	Boise St.	62 57
														186	H	UNLV	58 54
														202	N	Northeastern	69 55
														228	A	San Jose St.	59 54
														262	H	CSU Bakersfield	57 52
														330	A	Nevada	67 59
LAST 12 Division I GAMES:																	
				177	H	Boise St.	62 57					228	A	San Jose St.	59 54		
				330	A	Nevada	67 59					156	A	Cal Poly	60 64		
				147	A	New Mexico	69 65					262	H	CSU Bakersfield	57 52		
				186	H	UNLV	58 54					202	N	Northeastern	69 55		
				35	A	Utah	63 78					48	A	St. Mary's (CA)	81 83		
				63	H	San Diego	68 72					29	H	George Washington	53 61		

Non-Div I Games: Fresno Pacific 78 33 Stanislaus St. 72 49

Fresno St.

Average RPI Win: 249	WON-LOST	WINNING	LAST 10	STRENGTH OF	OPP. STRENGTH	TEAM	ADJ.	CONF.	ADJ CONF.
Average RPI Loss: 145	RECORD	PCT. RANK	GAMES	SCHEDULE	OF SCHEDULE	RPI	RPI	RPI	RPI
DIV. I ONLY	7- 9	203	3- 6	203	274	213	213	17	17
DIV. I NON-CONF.	5- 8	209	2- 6	225	304	228	228	17	17
TOTALS	RPI 1-25	RPI 26-50	W-L RECORDS	RPI 51-100	RPI 101-150	RPI 150+			
7- 9	0- 0	0- 1	OVERALL	0- 4	0- 0	7- 4			
4- 3	0- 0	0- 0	HOME	0- 2	0- 0	4- 1			
3- 6	0- 0	0- 0	AWAY	0- 1	0- 0	3- 1			
0- 0	0- 0	0- 0	NEUTRAL	0- 0	0- 0	0- 0			
5- 8	0- 0	0- 1	NON-CONFERENCE	0- 3	0- 0	5- 4			
3- 2	0- 0	0- 0	HOME	0- 1	0- 0	3- 1			
2- 6	0- 0	0- 1	AWAY	0- 2	0- 0	2- 3			
0- 0	0- 0	0- 0	NEUTRAL	0- 0	0- 0	0- 0			
2- 1	0- 0	0- 0	CONFERENCE	0- 1	0- 0	2- 0			
1- 1	0- 0	0- 0	HOME	0- 1	0- 0	1- 0			
1- 0	0- 0	0- 0	AWAY	0- 0	0- 0	1- 0			
0- 0	0- 0	0- 0	NEUTRAL	0- 0	0- 0	0- 0			

RPI S	Opponent	Score	RPI S	Opponent	Score	RPI S	Opponent	Score	RPI S	Opponent	Score	Team's RPI: 213
			41  Georgia	39  77		55  Chattanooga	50  56		164  ETSU	81 77		
						66  Virginia Tech	30  59		183  Davidson	51  69		
						92  Elon	55  65		184  UNC Asheville	71  84		
						98  VCU	45  67		224  Richmond	69 62		
									236  Clemson	70 49		
									239  Appalachian St.	78  92		
									243  USC Upstate	75 63		
									286  Winthrop	71 52		
									289  South Carolina St.	59 46		
									301  Wofford	70 61		
									349  N.C. Central	61  66		
LAST 12 Division I GAMES:												
			55  Chattanooga	50  56		301  Wofford	70 61					
			164  ETSU	81 77		243  USC Upstate	75 63					
			349  N.C. Central	61  66		41  Georgia	39  77					
			66  Virginia Tech	30  59		92  Elon	55  65					
			239  Appalachian St.	78  92		224  Richmond	69 62					
			184  UNC Asheville	71  84		98  VCU	45  67					

Non-Div I Games: Converse 89 52 North Greenville 69 39

Furman

Ga. Southern

Through Games Of Jan. 17, 2016

Average RPI Win:	293	WON-LOST	WINNING	LAST 10	STRENGTH OF	OPP. STRENGTH	TEAM	ADJ.	CONF.	ADJ CONF.
Average RPI Loss:	183	RECORD	PCT. RANK	GAMES	SCHEDULE	OF SCHEDULE	RPI	RPI	RPI	RPI
DIV. I ONLY	4- 11	282	2- 8	264	329	312	312	16	16	
DIV. I NON-CONF.	3- 6	234	3- 3	276	340	297	297	15	15	
TOTALS	RPI 1-25	RPI 26-50	W-L RECORDS	RPI 51-100	RPI 101-150	RPI 150+				
4- 11	0- 0	0- 1	OVERALL	0- 0	0- 3	4- 7				
3- 5	0- 0	0- 0	HOME	0- 0	0- 2	3- 3				
1- 5	0- 0	0- 1	AWAY	0- 0	0- 1	1- 3				
0- 1	0- 0	0- 0	NEUTRAL	0- 0	0- 0	0- 1				
3- 6	0- 0	0- 1	NON-CONFERENCE	0- 0	0- 1	3- 4				
2- 2	0- 0	0- 0	HOME	0- 0	0- 0	2- 2				
1- 3	0- 0	0- 1	AWAY	0- 0	0- 1	1- 1				
0- 1	0- 0	0- 0	NEUTRAL	0- 0	0- 0	0- 1				
1- 5	0- 0	0- 0	CONFERENCE	0- 0	0- 2	1- 3				
1- 3	0- 0	0- 0	HOME	0- 0	0- 2	1- 1				
0- 2	0- 0	0- 0	AWAY	0- 0	0- 0	0- 2				
0- 0	0- 0	0- 0	NEUTRAL	0- 0	0- 0	0- 0				

RPI S	Opponent	Score	RPI S	Opponent	Score	RPI S	Opponent	Score	RPI S	Opponent	Score	Team's RPI: 312
			41 A	Georgia	28 75				120 H	La.-Lafayette	39 56	
									140 H	Troy	66 81	
									143 A	Mercer	50 62	
									155 A	Texas St.	56 61	
									169 A	Texas-Arlington	31 70	
									190 H	Robert Morris	49 64	
									207 A	Stetson	57 79	
									260 N	Bethune-Cookman	49 65	
									266 H	South Ala.	57 43	
									270 H	La.-Monroe	49 50	
									285 A	Savannah St.	64 48	
									305 H	Jacksonville St.	60 56	
									315 H	Lipscomb	55 66	
									317 H	Charleston So.	64 51	
LAST 12 Division I GAMES:												
120 H	La.-Lafayette	39 56	270 H	La.-Monroe	49 50							
140 H	Troy	66 81	207 A	Stetson	57 79							
266 H	South Ala.	57 43	190 H	Robert Morris	49 64							
169 A	Texas-Arlington	31 70	317 H	Charleston So.	64 51							
155 A	Texas St.	56 61	305 H	Jacksonville St.	60 56							
260 N	Bethune-Cookman	49 65	285 A	Savannah St.	64 48							

Non-Div I Games:

Ga. Southern

■ Loss,
 ■ Non-Conf,
 ■ S Site,
 ■ Home
 ■ A Away
 N Neutral

Average RPI Win:	235	WON-LOST	WINNING	LAST 10	STRENGTH OF	OPP. STRENGTH	TEAM	ADJ.	CONF.	ADJ CONF.
Average RPI Loss:	171	RECORD	PCT. RANK	GAMES	SCHEDULE	OF SCHEDULE	RPI	RPI	RPI	RPI
DIV. I ONLY	9- 6	115	5- 4	271	226	209	209	27	27	
DIV. I NON-CONF.	4- 4	160	1- 3	226	104	208	208	27	27	
TOTALS	RPI 1-25	RPI 26-50	W-L RECORDS	RPI 51-100	RPI 101-150	RPI 150+				
9- 6	0- 0	0- 0	OVERALL	0- 1	2- 3	7- 2				
6- 2	0- 0	0- 0	HOME	0- 0	1- 1	5- 1				
3- 1	0- 0	0- 0	AWAY	0- 0	1- 0	2- 1				
0- 3	0- 0	0- 0	NEUTRAL	0- 1	0- 2	0- 0				
4- 4	0- 0	0- 0	NON-CONFERENCE	0- 1	1- 3	3- 0				
3- 1	0- 0	0- 0	HOME	0- 0	0- 1	3- 0				
1- 0	0- 0	0- 0	AWAY	0- 0	1- 0	0- 0				
0- 3	0- 0	0- 0	NEUTRAL	0- 1	0- 2	0- 0				
5- 2	0- 0	0- 0	CONFERENCE	0- 0	1- 0	4- 2				
3- 1	0- 0	0- 0	HOME	0- 0	1- 0	2- 1				
2- 1	0- 0	0- 0	AWAY	0- 0	0- 0	2- 1				
0- 0	0- 0	0- 0	NEUTRAL	0- 0	0- 0	0- 0				

RPI 1-25			RPI 26-50			RPI 51-100			RPI 101+			Team's RPI: 209
RPI	S	Opponent	Score	RPI	S	Opponent	Score	RPI	S	Opponent	Score	
						80 N Arizona	60 79			102 N Western Mich.	44 71	
										104 A North Carolina	66 65	
										130 N SMU	61 69	
										132 H Liberty	61 57	
										135 H Pacific	77 84	
										184 A UNC Asheville	58 56	
										259 H UNCG	59 57	
										264 H High Point	82 70	
										267 A Campbell	70 35	
										286 A Winthrop	62 81	
										287 H Kennesaw St.	70 56	
										290 H Coastal Caro.	56 59	
										301 H Wofford	64 61	
										317 H Charleston So.	63 55	
LAST 12 Division I GAMES:												
						317 H Charleston So.	63 55			184 A UNC Asheville	58 56	
						264 H High Point	82 70			102 N Western Mich.	44 71	
						267 A Campbell	70 35			287 H Kennesaw St.	70 56	
						290 H Coastal Caro.	56 59			286 A Winthrop	62 81	
						80 N Arizona	60 79			132 H Liberty	61 57	
						130 N SMU	61 69			135 H Pacific	77 84	

Non-Div I Games: Montreat 84 49 Bluefield Col. 64 51

Gardner-Webb

George Mason

Through Games Of Jan. 17, 2016

Average RPI Win:	236	WON-LOST	WINNING	LAST 10	STRENGTH OF	OPP. STRENGTH	TEAM	ADJ.	CONF.	ADJ CONF.
Average RPI Loss:	99	RECORD	PCT. RANK	GAMES	SCHEDULE	OF SCHEDULE	RPI	RPI	RPI	RPI
DIV. I ONLY	7- 11	221	4- 6	96	169	173	173	9	9	
DIV. I NON-CONF.	5- 8	209	3- 4	165	176	202	202	8	8	
TOTALS	RPI 1-25	RPI 26-50	W-L RECORDS	RPI 51-100	RPI 101-150	RPI 150+				
7- 11	0- 0	0- 3	OVERALL	1- 4	0- 1	6- 3				
4- 2	0- 0	0- 1	HOME	0- 0	0- 1	4- 0				
1- 8	0- 0	0- 2	AWAY	1- 3	0- 0	0- 3				
2- 1	0- 0	0- 0	NEUTRAL	0- 1	0- 0	2- 0				
5- 8	0- 0	0- 1	NON-CONFERENCE	0- 4	0- 1	5- 2				
3- 1	0- 0	0- 0	HOME	0- 0	0- 1	3- 0				
0- 6	0- 0	0- 1	AWAY	0- 3	0- 0	0- 2				
2- 1	0- 0	0- 0	NEUTRAL	0- 1	0- 0	2- 0				
2- 3	0- 0	0- 2	CONFERENCE	1- 0	0- 0	1- 1				
1- 1	0- 0	0- 1	HOME	0- 0	0- 0	1- 0				
1- 2	0- 0	0- 1	AWAY	1- 0	0- 0	0- 1				
0- 0	0- 0	0- 0	NEUTRAL	0- 0	0- 0	0- 0				

RPI S	Opponent	Score	RPI S	Opponent	Score	RPI S	Opponent	Score	RPI S	Opponent	Score	Team's RPI: 173
35	A Utah	62 74	58	N Western Ky.	58 84	126	H Georgetown	57 63				
39	A St. Bonaventure	55 70	59	A Auburn	59 88	186	A UNLV	59 67				
45	H Duquesne	56 72	66	A Virginia Tech	63 80	191	A Fordham	54 66				
			80	A Arizona	60 68	193	N Tulsa	64 63				
			88	A Saint Louis	73 63	198	H Delaware	90 83				
						199	A Radford	63 66				
						268	N Pepperdine	71 63				
						276	H Towson	88 76				
						283	H La Salle	79 70				
						344	H Air Force	69 52				
LAST 12 Division I GAMES:												
191	A Fordham	54 66	39	A St. Bonaventure	55 70							
283	H La Salle	79 70	344	H Air Force	69 52							
45	H Duquesne	56 72	198	H Delaware	90 83							
88	A Saint Louis	73 63	126	H Georgetown	57 63							
80	A Arizona	60 68	193	N Tulsa	64 63							
59	A Auburn	59 88	186	A UNLV	59 67							

Non-Div I Games:

George Mason

■ Loss,
 ■ Non-Conf,
 ■ S Site,
 ■ H Home
 ■ A Away
 N Neutral

Average RPI Win:	137	WON-LOST	WINNING	LAST 10	STRENGTH OF	OPP. STRENGTH	TEAM	ADJ.	CONF.	ADJ CONF.
Average RPI Loss:	47	RECORD	PCT. RANK	GAMES	SCHEDULE	OF SCHEDULE	RPI	RPI	RPI	RPI
DIV. I ONLY	15- 3	18	10- 0	81	16	29	29	9	9	
DIV. I NON-CONF.	10- 3	62	5- 2	87	16	39	39	8	8	
TOTALS	RPI 1-25	RPI 26-50	W-L RECORDS	RPI 51-100	RPI 101-150	RPI 150+				
15- 3	1- 1	3- 0	OVERALL	2- 2	2- 0	7- 0				
7- 1	0- 0	1- 0	HOME	0- 1	1- 0	5- 0				
6- 1	0- 1	2- 0	AWAY	2- 0	1- 0	1- 0				
2- 1	1- 0	0- 0	NEUTRAL	0- 1	0- 0	1- 0				
10- 3	1- 1	1- 0	NON-CONFERENCE	1- 2	2- 0	5- 0				
5- 1	0- 0	1- 0	HOME	0- 1	1- 0	3- 0				
3- 1	0- 1	0- 0	AWAY	1- 0	1- 0	1- 0				
2- 1	1- 0	0- 0	NEUTRAL	0- 1	0- 0	1- 0				
5- 0	0- 0	2- 0	CONFERENCE	1- 0	0- 0	2- 0				
2- 0	0- 0	0- 0	HOME	0- 0	0- 0	2- 0				
3- 0	0- 0	2- 0	AWAY	1- 0	0- 0	0- 0				
0- 0	0- 0	0- 0	NEUTRAL	0- 0	0- 0	0- 0				

RPI 1-25				RPI 26-50				Team's RPI: 29	RPI 51-100				RPI 101+			
RPI	S	Opponent	Score	RPI	S	Opponent	Score		RPI	S	Opponent	Score	RPI	S	Opponent	Score
5	A	Stanford	63 84	40	A	Dayton	62 61		53	H	FGCU	60 64	107	A	Illinois	70 57
21	N	Iowa	81 77	45	A	Duquesne	70 52		68	A	Saint Joseph's	70 45	119	H	Iona	70 65
				50	H	Villanova	78 70		83	N	Wright St.	71 77	160	A	Memphis	68 62
									100	A	Fresno St.	61 53	185	H	Rhode Island	68 52
													196	H	Grambling	85 58
													218	N	Houston	82 78
													229	H	American	78 48
													238	H	Hartford	82 51
													283	H	La Salle	83 59
LAST 12 Division I GAMES:																
283	H	La Salle	83 59	45	A	Duquesne	70 52		53	H	FGCU	60 64				
40	A	Dayton	62 61	119	H	Iona	70 65		50	H	Villanova	78 70				
185	H	Rhode Island	68 52	160	A	Memphis	68 62		83	N	Wright St.	71 77				
68	A	Saint Joseph's	70 45													
238	H	Hartford	82 51													
107	A	Illinois	70 57													

Non-Div I Games:

George Washington

■ Loss,
 ■ Non-Conf,
 S Site,
 ■ Home
 ■ Away
 N Neutral

Georgetown

Through Games Of Jan. 17, 2016

Average RPI Win:	204	WON-LOST	WINNING	LAST 10	STRENGTH OF	OPP. STRENGTH	TEAM	ADJ.	CONF.	ADJ CONF.
Average RPI Loss:	91	RECORD	PCT. RANK	GAMES	SCHEDULE	OF SCHEDULE	RPI	RPI	RPI	RPI
DIV. I ONLY	9- 9	166	1- 0	100	145	126	126	6	6	
DIV. I NON-CONF.	7- 3	92	1- 0	138	309	79	79	6	6	
TOTALS	RPI 1-25	RPI 26-50	W-L RECORDS	RPI 51-100	RPI 101-150	RPI 150+				
9- 9	0- 0	0- 4	OVERALL	1- 1	1- 2	7- 2				
5- 2	0- 0	0- 2	HOME	1- 0	1- 0	3- 0				
2- 7	0- 0	0- 2	AWAY	0- 1	0- 2	2- 2				
2- 0	0- 0	0- 0	NEUTRAL	0- 0	0- 0	2- 0				
7- 3	0- 0	0- 1	NON-CONFERENCE	1- 0	0- 1	6- 1				
3- 0	0- 0	0- 0	HOME	1- 0	0- 0	2- 0				
2- 3	0- 0	0- 1	AWAY	0- 0	0- 1	2- 1				
2- 0	0- 0	0- 0	NEUTRAL	0- 0	0- 0	2- 0				
2- 6	0- 0	0- 3	CONFERENCE	0- 1	1- 1	1- 1				
2- 2	0- 0	0- 2	HOME	0- 0	1- 0	1- 0				
0- 4	0- 0	0- 1	AWAY	0- 1	0- 1	0- 1				
0- 0	0- 0	0- 0	NEUTRAL	0- 0	0- 0	0- 0				

RPI 1-25				RPI 26-50				RPI 51-100				RPI 101+				Team's RPI: 126	
RPI	S	Opponent	Score	RPI	S	Opponent	Score	RPI	S	Opponent	Score	RPI	S	Opponent	Score		
				26	H	Seton Hall	75 83	66	H	Virginia Tech	73 56	103	H	Creighton	69 57		
				32	A	DePaul	53 75	89	A	Marquette	72 87	133	A	Alabama	66 78		
				39	A	St. Bonaventure	54 69					134	A	Xavier	54 59		
				44	H	St. John's (NY)	60 65					154	N	Quinnipiac	80 68		
												159	A	Butler	76 82		
												160	A	Memphis	53 57		
												173	A	George Mason	63 57		
												198	H	Delaware	61 50		
												211	H	Providence	63 53		
												276	H	Towson	82 46		
												313	A	UMES	71 60		
												346	N	St. Francis Brooklyn	74 52		
LAST 12 Division I GAMES:																	
				26	H	Seton Hall	75 83	346	N	St. Francis Brooklyn	74 52						
				44	H	St. John's (NY)	60 65	159	A	Butler	76 82						
				89	A	Marquette	72 87	134	A	Xavier	54 59						
				32	A	DePaul	53 75	276	H	Towson	82 46						
				211	H	Providence	63 53	133	A	Alabama	66 78						
				103	H	Creighton	69 57	198	H	Delaware	61 50						

Non-Div I Games:

Georgetown

■ Loss,
 ■ Non-Conf,
 S Site,
 ■ Home
 ■ Away
 N Neutral

Average RPI Win: 171		WON-LOST	WINNING	LAST 10	STRENGTH OF	OPP. STRENGTH	TEAM	ADJ.	CONF.	ADJ CONF.
Average RPI Loss: 48		RECORD	PCT. RANK	GAMES	SCHEDULE	OF SCHEDULE	RPI	RPI	RPI	RPI
DIV. I ONLY		13- 5	61	1- 0	26	120	41	41	3	3
DIV. I NON-CONF.		12- 1	10	1- 0	107	173	18	18	2	2
TOTALS		RPI 1-25	RPI 26-50		W-L RECORDS		RPI 51-100	RPI 101-150	RPI 150+	
13- 5	1- 1	2- 3		OVERALL		1- 0	2- 1	7- 0		
9- 2	0- 1	1- 1		HOME		0- 0	2- 0	6- 0		
3- 3	0- 0	1- 2		AWAY		1- 0	0- 1	1- 0		
1- 0	1- 0	0- 0		NEUTRAL		0- 0	0- 0	0- 0		
12- 1	1- 0	1- 1		NON-CONFERENCE		1- 0	2- 0	7- 0		
9- 0	0- 0	1- 0		HOME		0- 0	2- 0	6- 0		
2- 1	0- 0	0- 1		AWAY		1- 0	0- 0	1- 0		
1- 0	1- 0	0- 0		NEUTRAL		0- 0	0- 0	0- 0		
1- 4	0- 1	1- 2		CONFERENCE		0- 0	0- 1	0- 0		
0- 2	0- 1	0- 1		HOME		0- 0	0- 0	0- 0		
1- 2	0- 0	1- 1		AWAY		0- 0	0- 1	0- 0		
0- 0	0- 0	0- 0		NEUTRAL		0- 0	0- 0	0- 0		

RPI 1-25				RPI 26-50				Team's RPI: 41				RPI 51-100				RPI 101+			
RPI	S	Opponent	Score	RPI	S	Opponent	Score	RPI	S	Opponent	Score	RPI	S	Opponent	Score	RPI	S	Opponent	Score
7	H	Kentucky	53 64	26	H	Seton Hall	70 52	83	A	Wright St.	63 57	109	H	Georgia Tech	78 66				
12	N	BYU	66 58	27	A	Michigan St.	45 66					133	A	Alabama	50 64				
				31	A	Texas A&M	62 73					143	H	Mercer	57 44				
				38	A	Florida	71 61					205	H	Cincinnati	60 42				
				43	H	Missouri	48 54					207	H	Stetson	76 55				
												213	H	Furman	77 39				
												287	H	Kennesaw St.	89 34				
												291	H	Tennessee Tech	81 48				
												300	A	CSUN	83 58				
												312	H	Ga. Southern	75 28				
LAST 12 Division I GAMES:																			
				133	A	Alabama	50 64					300	A	CSUN	83 58				
				38	A	Florida	71 61					205	H	Cincinnati	60 42				
				7	H	Kentucky	53 64					83	A	Wright St.	63 57				
				43	H	Missouri	48 54					213	H	Furman	77 39				
				31	A	Texas A&M	62 73					26	H	Seton Hall	70 52				
				291	H	Tennessee Tech	81 48					287	H	Kennesaw St.	89 34				

Non-Div I Games:

Georgia

Average RPI Win:	256	WON-LOST	WINNING	LAST 10	STRENGTH OF	OPP. STRENGTH	TEAM	ADJ.	CONF.	ADJ CONF.
Average RPI Loss:	185	RECORD	PCT. RANK	GAMES	SCHEDULE	OF SCHEDULE	RPI	RPI	RPI	RPI
DIV. I ONLY	7- 8	188	5- 5	282	309	257	257	16	16	
DIV. I NON-CONF.	5- 4	139	4- 2	315	326	238	238	15	15	
TOTALS	RPI 1-25	RPI 26-50	W-L RECORDS	RPI 51-100	RPI 101-150	RPI 150+				
7- 8	0- 0	0- 0	OVERALL	0- 1	0- 3	7- 4				
3- 5	0- 0	0- 0	HOME	0- 1	0- 2	3- 2				
3- 3	0- 0	0- 0	AWAY	0- 0	0- 1	3- 2				
1- 0	0- 0	0- 0	NEUTRAL	0- 0	0- 0	1- 0				
5- 4	0- 0	0- 0	NON-CONFERENCE	0- 1	0- 1	5- 2				
2- 2	0- 0	0- 0	HOME	0- 1	0- 0	2- 1				
2- 2	0- 0	0- 0	AWAY	0- 0	0- 1	2- 1				
1- 0	0- 0	0- 0	NEUTRAL	0- 0	0- 0	1- 0				
2- 4	0- 0	0- 0	CONFERENCE	0- 0	0- 2	2- 2				
1- 3	0- 0	0- 0	HOME	0- 0	0- 2	1- 1				
1- 1	0- 0	0- 0	AWAY	0- 0	0- 0	1- 1				
0- 0	0- 0	0- 0	NEUTRAL	0- 0	0- 0	0- 0				

RPI 1-25			RPI 26-50			RPI 51-100			RPI 101+			Team's RPI: 257
RPI	S	Opponent	Score	RPI	S	Opponent	Score	RPI	S	Opponent	Score	
						93 H Charlotte	71 83	120 H La.-Lafayette		57 77		
								133 A Alabama		56 72		
								140 H Troy		90 97		
								155 A Texas St.		71 80		
								169 A Texas-Arlington		68 63		
								207 A Stetson		80 72		
								260 N Bethune-Cookman		68 61		
								266 H South Ala.		52 60		
								270 H La.-Monroe		65 52		
								281 H Morehead St.		90 99		
								287 A Kennesaw St.		66 62		
								291 A Tennessee Tech		65 72		
								294 H Howard		65 58		
								308 H North Florida		76 63		
LAST 12 Division I GAMES:												
270	H	La.-Monroe	65 52	120	H	La.-Lafayette	57 77					
266	H	South Ala.	52 60	260	N	Bethune-Cookman	68 61					
140	H	Troy	90 97	308	H	North Florida	76 63					
155	A	Texas St.	71 80	93	H	Charlotte	71 83					
169	A	Texas-Arlington	68 63	294	H	Howard	65 58					
207	A	Stetson	80 72	133	A	Alabama	56 72					

Non-Div I Games:

Georgia St.

Average RPI Win:	226	WON-LOST	WINNING	LAST 10	STRENGTH OF	OPP. STRENGTH	TEAM	ADJ.	CONF.	ADJ CONF.
Average RPI Loss:	54	RECORD	PCT. RANK	GAMES	SCHEDULE	OF SCHEDULE	RPI	RPI	RPI	RPI
DIV. I ONLY	11- 8	130	5- 5	70	160	109	109	5	5	
DIV. I NON-CONF.	10- 3	62	5- 1	216	327	109	109	5	5	
TOTALS	RPI 1-25	RPI 26-50	W-L RECORDS	RPI 51-100	RPI 101-150	RPI 150+				
11- 8	0- 3	0- 1	OVERALL	0- 3	2- 1	9- 0				
9- 2	0- 1	0- 0	HOME	0- 1	2- 0	7- 0				
1- 5	0- 2	0- 1	AWAY	0- 2	0- 0	1- 0				
1- 1	0- 0	0- 0	NEUTRAL	0- 0	0- 1	1- 0				
10- 3	0- 0	0- 1	NON-CONFERENCE	0- 1	1- 1	9- 0				
8- 0	0- 0	0- 0	HOME	0- 0	1- 0	7- 0				
1- 2	0- 0	0- 1	AWAY	0- 1	0- 0	1- 0				
1- 1	0- 0	0- 0	NEUTRAL	0- 0	0- 1	1- 0				
1- 5	0- 3	0- 0	CONFERENCE	0- 2	1- 0	0- 0				
1- 2	0- 1	0- 0	HOME	0- 1	1- 0	0- 0				
0- 3	0- 2	0- 0	AWAY	0- 1	0- 0	0- 0				
0- 0	0- 0	0- 0	NEUTRAL	0- 0	0- 0	0- 0				

RPI 1-25				RPI 26-50				RPI 51-100				RPI 101+ Team's RPI: 109			
RPI	S	Opponent	Score	RPI	S	Opponent	Score	RPI	S	Opponent	Score	RPI	S	Opponent	Score
1	A	Notre Dame	76 85	41	A	Georgia	66 78	60	A	North Carolina St.	57 65	104	H	North Carolina	80 73
15	H	Louisville	65 78					70	A	Indiana	60 69	133	H	Alabama	70 58
24	A	Florida St.	69 75					77	H	Virginia	67 78	141	N	UNI	58 61
												151	H	Loyola Chicago	84 77
												152	A	IUPUI	60 50
												158	H	Samford	66 55
												243	H	USC Upstate	87 46
												264	N	High Point	81 61
												296	H	Prairie View	96 48
												304	H	Southeastern La.	102 49
												340	H	Alabama St.	80 54
												346	H	St. Francis Brooklyn	89 51
LAST 12 Division I GAMES:															
104	H	North Carolina	80 73	77	H	Virginia	67 78								
24	A	Florida St.	69 75	133	H	Alabama	70 58								
60	A	North Carolina St.	57 65	296	H	Prairie View	96 48								
15	H	Louisville	65 78	158	H	Samford	66 55								
1	A	Notre Dame	76 85	243	H	USC Upstate	87 46								
152	A	IUPUI	60 50	70	A	Indiana	60 69								

Non-Div I Games:

Georgia Tech

■ Loss,
 ■ Non-Conf,
 ■ S Site,
 ■ H Home
 ■ A Away
 N Neutral

Gonzaga

Through Games Of Jan. 17, 2016

Average RPI Win:	196	WON-LOST	WINNING	LAST 10	STRENGTH OF	OPP. STRENGTH	TEAM	ADJ.	CONF.	ADJ CONF.
Average RPI Loss:	42	RECORD	PCT. RANK	GAMES	SCHEDULE	OF SCHEDULE	RPI	RPI	RPI	RPI
DIV. I ONLY	13- 6	91	7- 3	73	97	72	72	8	8	
DIV. I NON-CONF.	8- 4	100	4- 1	73	77	91	91	9	9	
TOTALS	RPI 1-25	RPI 26-50	W-L RECORDS	RPI 51-100	RPI 101-150	RPI 150+				
13- 6	0- 3	2- 0	OVERALL	1- 2	1- 1	9- 0				
8- 2	0- 2	1- 0	HOME	1- 0	1- 0	5- 0				
5- 3	0- 1	1- 0	AWAY	0- 2	0- 0	4- 0				
0- 1	0- 0	0- 0	NEUTRAL	0- 0	0- 1	0- 0				
8- 4	0- 2	2- 0	NON-CONFERENCE	0- 1	0- 1	6- 0				
6- 2	0- 2	1- 0	HOME	0- 0	0- 0	5- 0				
2- 1	0- 0	1- 0	AWAY	0- 1	0- 0	1- 0				
0- 1	0- 0	0- 0	NEUTRAL	0- 0	0- 1	0- 0				
5- 2	0- 1	0- 0	CONFERENCE	1- 1	1- 0	3- 0				
2- 0	0- 0	0- 0	HOME	1- 0	1- 0	0- 0				
3- 2	0- 1	0- 0	AWAY	0- 1	0- 0	3- 0				
0- 0	0- 0	0- 0	NEUTRAL	0- 0	0- 0	0- 0				

RPI 1-25				RPI 26-50				RPI 51-100 Team's RPI: 72				RPI 101+			
RPI	S	Opponent	Score	RPI	S	Opponent	Score	RPI	S	Opponent	Score	RPI	S	Opponent	Score
5	H	Stanford	48 65	40	A	Dayton	57 47	51	A	Washington St.	48 55	104	N	North Carolina	62 67
12	A	BYU	54 58	47	H	West Virginia	62 57	63	A	San Diego	54 63	128	H	San Francisco	68 47
17	H	Southern California	56 60					73	H	Santa Clara	53 44	189	H	Montana St.	65 52
												206	H	Eastern Wash.	78 56
												214	H	Wyoming	61 57
												226	H	Grand Canyon	70 44
												261	A	Loyola Marymount	66 59
												268	A	Pepperdine	74 57
												271	A	Portland	71 63
												275	A	Colgate	80 50
												344	H	Air Force	88 35
LAST 12 Division I GAMES:															
12	A	BYU	54 58	63	A	San Diego	54 63								
271	A	Portland	71 63	275	A	Colgate	80 50								
73	H	Santa Clara	53 44	40	A	Dayton	57 47								
128	H	San Francisco	68 47	51	A	Washington St.	48 55								
261	A	Loyola Marymount	66 59	189	H	Montana St.	65 52								
268	A	Pepperdine	74 57	214	H	Wyoming	61 57								

Non-Div I Games:

Gonzaga

■ Loss,
 ■ Non-Conf, S Site,
 ■ Home
 ■ Away
 N Neutral

Average RPI Win:	321	WON-LOST	WINNING	LAST 10	STRENGTH OF	OPP. STRENGTH	TEAM	ADJ.	CONF.	ADJ CONF.
Average RPI Loss:	101	RECORD	PCT. RANK	GAMES	SCHEDULE	OF SCHEDULE	RPI	RPI	RPI	RPI
DIV. I ONLY	5- 9	239	5- 5	166	233	196	196	31	31	
DIV. I NON-CONF.	1- 8	320	1- 5	19	146	171	171	30	30	
TOTALS	RPI 1-25	RPI 26-50	W-L RECORDS	RPI 51-100	RPI 101-150	RPI 150+				
5- 9	0- 2	0- 1	OVERALL	0- 0	0- 4	5- 2				
3- 0	0- 0	0- 0	HOME	0- 0	0- 0	3- 0				
2- 9	0- 0	0- 0	AWAY	0- 0	0- 2	2- 1				
0- 0	0- 0	0- 0	NEUTRAL	0- 0	0- 0	0- 0				
1- 8	0- 2	0- 1	NON-CONFERENCE	0- 0	0- 3	1- 2				
0- 0	0- 0	0- 0	HOME	0- 0	0- 0	0- 0				
1- 8	0- 2	0- 1	AWAY	0- 0	0- 3	1- 2				
0- 0	0- 0	0- 0	NEUTRAL	0- 0	0- 0	0- 0				
4- 1	0- 0	0- 0	CONFERENCE	0- 0	0- 1	4- 0				
3- 0	0- 0	0- 0	HOME	0- 0	0- 0	3- 0				
1- 1	0- 0	0- 0	AWAY	0- 0	0- 1	1- 0				
0- 0	0- 0	0- 0	NEUTRAL	0- 0	0- 0	0- 0				

RPI 1-25				RPI 26-50				RPI 51-100				RPI 101+ Team's RPI: 196			
RPI	S	Opponent	Score	RPI	S	Opponent	Score	RPI	S	Opponent	Score	RPI	S	Opponent	Score
3	A	Baylor	42 96	29	A	George Washington	58 85					112	A	Texas Tech	55 70
25	A	Mississippi St.	43 107									122	A	Northwestern St.	62 71
												133	A	Alabama	57 72
												136	A	Southern U.	68 80
												153	A	William & Mary	55 74
												193	A	Tulsa	51 79
												295	A	Alcorn	85 76
												296	H	Prairie View	69 66
												327	A	Nicholls St.	69 65
												340	H	Alabama St.	89 69
												345	H	Alabama A&M	75 56
LAST 12 Division I GAMES:															
295	A	Alcorn	85 76	296	H	Prairie View	69 66								
136	A	Southern U.	68 80	112	A	Texas Tech	55 70								
340	H	Alabama St.	89 69	122	A	Northwestern St.	62 71								
345	H	Alabama A&M	75 56	3	A	Baylor	42 96								
327	A	Nicholls St.	69 65	193	A	Tulsa	51 79								
133	A	Alabama	57 72	25	A	Mississippi St.	43 107								

Non-Div I Games: Southern-N.O. 73 61 LSU-Alexandria 106 50

Grambling

■ Loss,
 ■ Non-Conf,
 ■ S Site,
 ■ Home
 ■ A Away
 N Neutral

Grand Canyon

Through Games Of Jan. 17, 2016

Average RPI Win:	254	WON-LOST	WINNING	LAST 10	STRENGTH OF	OPP. STRENGTH	TEAM	ADJ.	CONF.	ADJ CONF.
Average RPI Loss:	120	RECORD	PCT. RANK	GAMES	SCHEDULE	OF SCHEDULE	RPI	RPI	RPI	RPI
DIV. I ONLY	6- 10	229	4- 4	233	161	226	226	24	24	
DIV. I NON-CONF.	5- 8	209	4- 3	272	118	246	246	26	26	
TOTALS	RPI 1-25	RPI 26-50	W-L RECORDS	RPI 51-100	RPI 101-150	RPI 150+				
6- 10	0- 2	0- 1	OVERALL	0- 2	1- 2	5- 3				
2- 3	0- 0	0- 0	HOME	0- 1	1- 1	1- 1				
4- 3	0- 0	0- 0	AWAY	0- 0	0- 0	4- 0				
0- 4	0- 2	0- 1	NEUTRAL	0- 0	0- 0	0- 1				
5- 8	0- 2	0- 1	NON-CONFERENCE	0- 2	1- 1	4- 2				
2- 3	0- 0	0- 0	HOME	0- 1	1- 1	1- 1				
3- 1	0- 0	0- 0	AWAY	0- 1	0- 0	3- 0				
0- 4	0- 2	0- 1	NEUTRAL	0- 0	0- 0	0- 1				
1- 2	0- 0	0- 0	CONFERENCE	0- 0	0- 1	1- 1				
0- 0	0- 0	0- 0	HOME	0- 0	0- 0	0- 0				
1- 2	0- 0	0- 0	AWAY	0- 0	0- 1	1- 1				
0- 0	0- 0	0- 0	NEUTRAL	0- 0	0- 0	0- 0				

RPI 1-25				RPI 26-50				RPI 51-100				RPI 101+ Team's RPI: 226			
RPI	S	Opponent	Score	RPI	S	Opponent	Score	RPI	S	Opponent	Score	RPI	S	Opponent	Score
17	N	Southern California	44 75	47	N	West Virginia	50 68	72	A	Gonzaga	44 70	114	A	New Mexico St.	58 60
18	N	Abilene Christian	71 75					75	H	UC Riverside	67 85	125	H	Hawaii	41 74
												142	H	Oral Roberts	66 64
												161	H	Northern Colo.	69 59
												163	A	UTRGV	28 52
												222	A	Utah Valley	61 53
												266	H	South Ala.	56 59
												302	N	Fairleigh Dickinson	68 74
												319	A	UC Irvine	58 53
												334	A	North Dakota St.	76 67
												344	A	Air Force	73 39
LAST 12 Division I GAMES:															
114	A	New Mexico St.	58 60	222	A	Utah Valley	61 53								
163	A	UTRGV	28 52	334	A	North Dakota St.	76 67								
75	H	UC Riverside	67 85	344	A	Air Force	73 39								
161	H	Northern Colo.	69 59	18	N	Abilene Christian	71 75								
266	H	South Ala.	56 59	302	N	Fairleigh Dickinson	68 74								
319	A	UC Irvine	58 53	47	N	West Virginia	50 68								

Non-Div I Games: Western St. 77 40 San Diego Christian60 40 Arizona Christian 87 54

Grand Canyon

Loss, Non-Conf, S Site, H Home A Away N Neutral

Average RPI Win:	134	WON-LOST	WINNING	LAST 10	STRENGTH OF	OPP. STRENGTH	TEAM	ADJ.	CONF.	ADJ CONF.
Average RPI Loss:	49	RECORD	PCT. RANK	GAMES	SCHEDULE	OF SCHEDULE	RPI	RPI	RPI	RPI
DIV. I ONLY	15- 2	12	10- 0	52	49	14	14	14	14	14
DIV. I NON-CONF.	10- 2	33	7- 0	26	11	10	10	14	14	14
TOTALS	RPI 1-25	RPI 26-50	W-L RECORDS	RPI 51-100	RPI 101-150	RPI 150+				
15- 2	0- 1	1- 0	OVERALL	6- 1	2- 0	6- 0				
8- 0	0- 0	1- 0	HOME	3- 0	1- 0	3- 0				
6- 0	0- 0	0- 0	AWAY	2- 0	1- 0	3- 0				
1- 2	0- 1	0- 0	NEUTRAL	1- 1	0- 0	0- 0				
10- 2	0- 1	1- 0	NON-CONFERENCE	5- 1	2- 0	2- 0				
6- 0	0- 0	1- 0	HOME	3- 0	1- 0	1- 0				
3- 0	0- 0	0- 0	AWAY	1- 0	1- 0	1- 0				
1- 2	0- 1	0- 0	NEUTRAL	1- 1	0- 0	0- 0				
5- 0	0- 0	0- 0	CONFERENCE	1- 0	0- 0	4- 0				
2- 0	0- 0	0- 0	HOME	0- 0	0- 0	2- 0				
3- 0	0- 0	0- 0	AWAY	1- 0	0- 0	2- 0				
0- 0	0- 0	0- 0	NEUTRAL	0- 0	0- 0	0- 0				

RPI	S	Opponent	Score	RPI	S	Opponent	Score	RPI	S	Opponent	Score	RPI	S	Opponent	Score
20	N	Rutgers	43 54	40	H	Dayton	68 52	54	H	Vanderbilt	58 56	121	H	Belmont	66 62
								74	N	Tulane	79 58	148	A	Wisconsin	72 58
								77	N	Virginia	59 68	151	H	Loyola Chicago	65 51
								79	H	South Dakota St.	58 57	159	A	Butler	55 46
								89	H	Marquette	75 55	201	H	Valparaiso	81 42
								90	A	Youngstown St.	68 60	212	H	Ill.-Chicago	64 22
								96	A	Drake	86 61	216	A	Milwaukee	63 42
												284	A	Cleveland St.	66 45
LAST 12 Division I GAMES:															
201	H	Valparaiso	81 42	212	H	Ill.-Chicago	64 22								
90	A	Youngstown St.	68 60	79	H	South Dakota St.	58 57								
284	A	Cleveland St.	66 45	151	H	Loyola Chicago	65 51								
216	A	Milwaukee	63 42	148	A	Wisconsin	72 58								
40	H	Dayton	68 52	159	A	Butler	55 46								
121	H	Belmont	66 62	96	A	Drake	86 61								

Non-Div I Games:

Green Bay

■ Loss,
 ■ Non-Conf, S Site,
 ■ Home
 ■ Away
 N Neutral

Average RPI Win:	227	WON-LOST	WINNING	LAST 10	STRENGTH OF	OPP. STRENGTH	TEAM	ADJ.	CONF.	ADJ CONF.
Average RPI Loss:	105	RECORD	PCT. RANK	GAMES	SCHEDULE	OF SCHEDULE	RPI	RPI	RPI	RPI
DIV. I ONLY	5- 12	269	5- 5	32	192	145	145	30	30	
DIV. I NON-CONF.	2- 11	306	2- 6	8	105	151	151	31	31	
TOTALS	RPI 1-25	RPI 26-50	W-L RECORDS	RPI 51-100	RPI 101-150	RPI 150+				
5- 12	0- 2	0- 1	OVERALL	0- 5	0- 1	5- 3				
1- 4	0- 0	0- 0	HOME	0- 1	0- 1	1- 2				
2- 8	0- 2	0- 1	AWAY	0- 4	0- 0	2- 1				
2- 0	0- 0	0- 0	NEUTRAL	0- 0	0- 0	2- 0				
2- 11	0- 2	0- 1	NON-CONFERENCE	0- 5	0- 1	2- 2				
0- 3	0- 0	0- 0	HOME	0- 1	0- 1	0- 1				
0- 8	0- 2	0- 1	AWAY	0- 4	0- 0	0- 1				
2- 0	0- 0	0- 0	NEUTRAL	0- 0	0- 0	2- 0				
3- 1	0- 0	0- 0	CONFERENCE	0- 0	0- 0	3- 1				
1- 1	0- 0	0- 0	HOME	0- 0	0- 0	1- 1				
2- 0	0- 0	0- 0	AWAY	0- 0	0- 0	2- 0				
0- 0	0- 0	0- 0	NEUTRAL	0- 0	0- 0	0- 0				

RPI 1-25				RPI 26-50				RPI 51-100				RPI 101+ Team's RPI: 145			
RPI	S	Opponent	Score	RPI	S	Opponent	Score	RPI	S	Opponent	Score	RPI	S	Opponent	Score
4	A	South Carolina	48 86	37	A	UTEP	54 78	51	A	Washington St.	61 68	105	H	Drexel	36 57
8	A	Texas	52 79					67	A	Princeton	55 79	181	N	Wake Forest	47 42
								76	H	James Madison	56 68	185	N	Rhode Island	59 54
								78	A	Iowa St.	59 95	207	A	Stetson	59 68
								99	A	Oregon	51 86	223	H	Lehigh	56 63
												230	A	Morgan St.	65 51
												260	H	Bethune-Cookman	60 45
												279	A	N.C. A&T	55 52
												307	H	Florida A&M	59 66
LAST 12 Division I GAMES:															
307	H	Florida A&M	59 66	279	A	N.C. A&T	55 52	223	H	Lehigh	56 63	4	A	South Carolina	48 86
260	H	Bethune-Cookman	60 45	67	A	Princeton	55 79	230	A	Morgan St.	65 51	105	H	Drexel	36 57
67	A	Princeton	55 79	207	A	Stetson	59 68	76	H	James Madison	56 68				
185	N	Rhode Island	59 54												
181	N	Wake Forest	47 42												

Non-Div I Games:

Hampton

■ Loss,
■ Non-Conf,
■ S Site,
■ H Home
■ A Away
N Neutral

Average RPI Win:	281	WON-LOST	WINNING	LAST 10	STRENGTH OF	OPP. STRENGTH	TEAM	ADJ.	CONF.	ADJ CONF.
Average RPI Loss:	136	RECORD	PCT. RANK	GAMES	SCHEDULE	OF SCHEDULE	RPI	RPI	RPI	RPI
DIV. I ONLY	6- 10	229	3- 7	242	175	238	238	15	15	
DIV. I NON-CONF.	4- 9	245	1- 8	173	163	230	230	16	16	
TOTALS	RPI 1-25	RPI 26-50	W-L RECORDS	RPI 51-100	RPI 101-150	RPI 150+				
6- 10	0- 1	0- 1	OVERALL	0- 3	0- 0	6- 5				
4- 3	0- 1	0- 0	HOME	0- 0	0- 0	4- 2				
2- 7	0- 0	0- 1	AWAY	0- 3	0- 0	2- 3				
0- 0	0- 0	0- 0	NEUTRAL	0- 0	0- 0	0- 0				
4- 9	0- 1	0- 1	NON-CONFERENCE	0- 3	0- 0	4- 4				
3- 2	0- 1	0- 0	HOME	0- 0	0- 0	3- 1				
1- 7	0- 0	0- 1	AWAY	0- 3	0- 0	1- 3				
0- 0	0- 0	0- 0	NEUTRAL	0- 0	0- 0	0- 0				
2- 1	0- 0	0- 0	CONFERENCE	0- 0	0- 0	2- 1				
1- 1	0- 0	0- 0	HOME	0- 0	0- 0	1- 1				
1- 0	0- 0	0- 0	AWAY	0- 0	0- 0	1- 0				
0- 0	0- 0	0- 0	NEUTRAL	0- 0	0- 0	0- 0				

RPI 1-25				RPI 26-50				RPI 51-100				RPI 101+				Team's RPI: 238	
RPI	S	Opponent	Score	RPI	S	Opponent	Score	RPI	S	Opponent	Score	RPI	S	Opponent	Score		
11	H	Arizona St.	29 60	29	A	George Washington	51 82	53	A	FGCU	44 64	154	A	Quinnipiac	69 71		
								62	A	Boston College	28 62	171	H	Cornell	53 50		
								71	A	Michigan	47 83	211	A	Providence	50 69		
												221	A	Massachusetts	57 63		
												225	H	Binghamton	47 53		
												277	A	Sacred Heart	68 67		
												297	A	Vermont	51 47		
												298	H	UMass Lowell	72 59		
												306	H	Central Conn. St.	49 41		
												323	H	Dartmouth	36 43		
												339	H	Lafayette	55 50		
LAST 12 Division I GAMES:																	
225	H	Binghamton	47 53	297	A	Vermont	51 47										
298	H	UMass Lowell	72 59	323	H	Dartmouth	36 43										
53	A	FGCU	44 64	62	A	Boston College	28 62										
29	A	George Washington	51 82	306	H	Central Conn. St.	49 41										
221	A	Massachusetts	57 63	71	A	Michigan	47 83										
11	H	Arizona St.	29 60	211	A	Providence	50 69										

Non-Div I Games:

Hartford

■ Loss,
■ Non-Conf, S Site,
■ Home
■ Away
N Neutral

Average RPI Win:	234	WON-LOST	WINNING	LAST 10	STRENGTH OF	OPP. STRENGTH	TEAM	ADJ.	CONF.	ADJ CONF.
Average RPI Loss:	105	RECORD	PCT. RANK	GAMES	SCHEDULE	OF SCHEDULE	RPI	RPI	RPI	RPI
DIV. I ONLY	6- 8	210	4- 6	152	158	157	157	12	12	
DIV. I NON-CONF.	5- 8	209	4- 7	137	121	170	170	13	13	
TOTALS	RPI 1-25	RPI 26-50	W-L RECORDS	RPI 51-100	RPI 101-150	RPI 150+				
6- 8	0- 1	0- 0	OVERALL	0- 4	1- 1	5- 2				
2- 2	0- 0	0- 0	HOME	0- 1	0- 1	2- 0				
3- 6	0- 1	0- 0	AWAY	0- 3	0- 0	3- 2				
1- 0	0- 0	0- 0	NEUTRAL	0- 0	1- 0	0- 0				
5- 8	0- 1	0- 0	NON-CONFERENCE	0- 4	1- 1	4- 2				
2- 2	0- 0	0- 0	HOME	0- 1	0- 1	2- 0				
2- 6	0- 1	0- 0	AWAY	0- 3	0- 0	2- 2				
1- 0	0- 0	0- 0	NEUTRAL	0- 0	1- 0	0- 0				
1- 0	0- 0	0- 0	CONFERENCE	0- 0	0- 0	1- 0				
0- 0	0- 0	0- 0	HOME	0- 0	0- 0	0- 0				
1- 0	0- 0	0- 0	AWAY	0- 0	0- 0	1- 0				
0- 0	0- 0	0- 0	NEUTRAL	0- 0	0- 0	0- 0				

RPI 1-25				RPI 26-50				RPI 51-100				RPI 101+ Team's RPI: 157			
RPI	S	Opponent	Score	RPI	S	Opponent	Score	RPI	S	Opponent	Score	RPI	S	Opponent	Score
22	A	South Fla.	59 86					53	A	FGCU	65 74	106	H	Maine	53 64
								55	A	Chattanooga	58 62	111	N	Toledo	76 70
								86	H	Eastern Mich.	81 85	158	A	Samford	60 54
								95	A	Stony Brook	63 64	185	A	Rhode Island	52 56
												221	H	Massachusetts	67 65
												234	A	Fairfield	50 67
												245	A	Rice	67 61
												323	A	Dartmouth	56 43
												348	H	Boston U.	73 55
LAST 12 Division I GAMES:															
55	A	Chattanooga	58 62	323	A	Dartmouth	56 43								
158	A	Samford	60 54	22	A	South Fla.	59 86								
95	A	Stony Brook	63 64	245	A	Rice	67 61								
234	A	Fairfield	50 67	348	H	Boston U.	73 55								
86	H	Eastern Mich.	81 85	111	N	Toledo	76 70								
53	A	FGCU	65 74	185	A	Rhode Island	52 56								

Non-Div I Games:

Harvard

■ Loss,
■ Non-Conf,
■ S Site,
■ H Home
■ A Away
N Neutral

Hawaii

Through Games Of Jan. 17, 2016

Average RPI Win:	236	WON-LOST	WINNING	LAST 10	STRENGTH OF	OPP. STRENGTH	TEAM	ADJ.	CONF.	ADJ CONF.
Average RPI Loss:	56	RECORD	PCT. RANK	GAMES	SCHEDULE	OF SCHEDULE	RPI	RPI	RPI	RPI
DIV. I ONLY	9- 8	159	5- 5	103	91	125	125	20	20	
DIV. I NON-CONF.	7- 6	156	3- 5	103	38	120	120	21	21	
TOTALS	RPI 1-25	RPI 26-50	W-L RECORDS	RPI 51-100	RPI 101-150	RPI 150+				
9- 8	0- 3	0- 1	OVERALL	0- 3	1- 0	8- 1				
3- 5	0- 2	0- 0	HOME	0- 3	0- 0	3- 0				
6- 1	0- 0	0- 0	AWAY	0- 0	1- 0	5- 1				
0- 2	0- 1	0- 1	NEUTRAL	0- 0	0- 0	0- 0				
7- 6	0- 3	0- 1	NON-CONFERENCE	0- 2	0- 0	7- 0				
2- 4	0- 2	0- 0	HOME	0- 2	0- 0	2- 0				
5- 0	0- 0	0- 0	AWAY	0- 0	0- 0	5- 0				
0- 2	0- 1	0- 1	NEUTRAL	0- 0	0- 0	0- 0				
2- 2	0- 0	0- 0	CONFERENCE	0- 1	1- 0	1- 1				
1- 1	0- 0	0- 0	HOME	0- 1	0- 0	1- 0				
1- 1	0- 0	0- 0	AWAY	0- 0	1- 0	0- 1				
0- 0	0- 0	0- 0	NEUTRAL	0- 0	0- 0	0- 0				

RPI 1-25				RPI 26-50				RPI 51-100				RPI 101+ Team's RPI: 125			
RPI	S	Opponent	Score	RPI	S	Opponent	Score	RPI	S	Opponent	Score	RPI	S	Opponent	Score
4	H	South Carolina	51 67	31	N	Texas A&M	41 82	51	H	Washington St.	52 62	139	A	Long Beach St.	67 55
11	H	Arizona St.	49 75					57	H	Penn	54 64	194	A	Sacramento St.	74 72
12	N	BYU	56 67					75	H	UC Riverside	74 77	210	A	UC Davis	58 60
												226	A	Grand Canyon	74 41
												228	A	San Jose St.	76 73
												252	A	Northern Ariz.	61 52
												261	H	Loyola Marymount	65 51
												262	A	CSU Bakersfield	65 55
												262	H	CSU Bakersfield	74 60
												300	H	CSUN	77 50
LAST 12 Division I GAMES:															
300	H	CSUN	77 50	75	H	UC Riverside	74 77	194	A	Sacramento St.	74 72	31	N	Texas A&M	41 82
210	A	UC Davis	58 60	12	N	BYU	56 67	4	H	South Carolina	51 67	11	H	Arizona St.	49 75
139	A	Long Beach St.	67 55	57	H	Penn	54 64								
				262	A	CSU Bakersfield	65 55								
				228	A	San Jose St.	76 73								

Non-Div I Games:

Hawaii

■ Loss,
 ■ Non-Conf, S Site,
 ■ Home
 ■ Away
 N Neutral

Average RPI Win:	265	WON-LOST	WINNING	LAST 10	STRENGTH OF	OPP. STRENGTH	TEAM	ADJ.	CONF.	ADJ CONF.
Average RPI Loss:	157	RECORD	PCT. RANK	GAMES	SCHEDULE	OF SCHEDULE	RPI	RPI	RPI	RPI
DIV. I ONLY	4- 11	282	4- 6	168	268	264	264	27	27	
DIV. I NON-CONF.	0- 8	338	0- 5	63	93	283	283	27	27	
TOTALS	RPI 1-25	RPI 26-50	W-L RECORDS	RPI 51-100	RPI 101-150	RPI 150+				
4- 11	0- 1	0- 0	OVERALL	0- 3	0- 2	4- 5				
3- 3	0- 0	0- 0	HOME	0- 1	0- 0	3- 2				
1- 6	0- 1	0- 0	AWAY	0- 2	0- 0	1- 3				
0- 2	0- 0	0- 0	NEUTRAL	0- 0	0- 2	0- 0				
0- 8	0- 1	0- 0	NON-CONFERENCE	0- 3	0- 2	0- 2				
0- 2	0- 0	0- 0	HOME	0- 1	0- 0	0- 1				
0- 4	0- 1	0- 0	AWAY	0- 2	0- 0	0- 1				
0- 2	0- 0	0- 0	NEUTRAL	0- 0	0- 2	0- 0				
4- 3	0- 0	0- 0	CONFERENCE	0- 0	0- 0	4- 3				
3- 1	0- 0	0- 0	HOME	0- 0	0- 0	3- 1				
1- 2	0- 0	0- 0	AWAY	0- 0	0- 0	1- 2				
0- 0	0- 0	0- 0	NEUTRAL	0- 0	0- 0	0- 0				

RPI 1-25				RPI 26-50				RPI 51-100				RPI 101+ Team's RPI: 264			
RPI	S	Opponent	Score	RPI	S	Opponent	Score	RPI	S	Opponent	Score	RPI	S	Opponent	Score
19	A	Maryland	50 105					60	A	North Carolina St.	48 89	109	N	Georgia Tech	61 81
								92	A	Elon	69 80	146	N	UAB	46 56
								98	H	VCU	39 69	183	H	Davidson	60 62
												199	H	Radford	71 66
												209	A	Gardner-Webb	70 82
												232	A	Presbyterian	70 82
												259	A	UNCG	72 82
												267	A	Campbell	69 55
												290	H	Coastal Caro.	53 52
												303	H	Longwood	79 68
												317	H	Charleston So.	62 64
LAST 12 Division I GAMES:															
290	H	Coastal Caro.	53 52	267	A	Campbell	69 55								
209	A	Gardner-Webb	70 82	199	H	Radford	71 66								
317	H	Charleston So.	62 64	303	H	Longwood	79 68								
232	A	Presbyterian	70 82	109	N	Georgia Tech	61 81								
92	A	Elon	69 80	146	N	UAB	46 56								
98	H	VCU	39 69	183	H	Davidson	60 62								

Non-Div I Games: Greensboro 82 49

High Point

■ Loss,
 ■ Non-Conf,
 ■ S Site,
 ■ H Home
 ■ A Away
 N Neutral

Hofstra

Through Games Of Jan. 17, 2016

Average RPI Win:	198	WON-LOST	WINNING	LAST 10	STRENGTH OF	OPP. STRENGTH	TEAM	ADJ.	CONF.	ADJ CONF.
Average RPI Loss:	108	RECORD	PCT. RANK	GAMES	SCHEDULE	OF SCHEDULE	RPI	RPI	RPI	RPI
DIV. I ONLY	13- 3	28	8- 2	176	171	64	64	13	13	
DIV. I NON-CONF.	9- 2	37	5- 2	198	155	65	65	12	12	
TOTALS	RPI 1-25	RPI 26-50	W-L RECORDS	RPI 51-100	RPI 101-150	RPI 150+				
13- 3	0- 1	0- 0	OVERALL	3- 1	0- 0	10- 1				
6- 0	0- 0	0- 0	HOME	3- 0	0- 0	3- 0				
6- 2	0- 0	0- 0	AWAY	0- 1	0- 0	6- 1				
1- 1	0- 1	0- 0	NEUTRAL	0- 0	0- 0	1- 0				
9- 2	0- 1	0- 0	NON-CONFERENCE	3- 0	0- 0	6- 1				
4- 0	0- 0	0- 0	HOME	3- 0	0- 0	1- 0				
4- 1	0- 0	0- 0	AWAY	0- 0	0- 0	4- 1				
1- 1	0- 1	0- 0	NEUTRAL	0- 0	0- 0	1- 0				
4- 1	0- 0	0- 0	CONFERENCE	0- 1	0- 0	4- 0				
2- 0	0- 0	0- 0	HOME	0- 0	0- 0	2- 0				
2- 1	0- 0	0- 0	AWAY	0- 1	0- 0	2- 0				
0- 0	0- 0	0- 0	NEUTRAL	0- 0	0- 0	0- 0				

RPI 1-25				RPI 26-50				RPI 51-100				Team's RPI: 64	RPI 101+			
RPI	S	Opponent	Score	RPI	S	Opponent	Score	RPI	S	Opponent	Score		RPI	S	Opponent	Score
10	N	Oregon St.	50 73					68	H	Saint Joseph's	75 62		153	H	William & Mary	75 45
								92	A	Elon	60 61		195	A	Col. of Charleston	62 58
								94	H	Buffalo	79 36		198	H	Delaware	58 49
								95	H	Stony Brook	71 66		208	A	Marist	71 67
													221	A	Massachusetts	56 57
													229	A	American	60 51
													234	A	Fairfield	67 53
													248	A	UNCW	68 64
													250	H	Navy	65 63
													290	N	Coastal Caro.	82 40
													309	A	Delaware St.	66 49
LAST 12 Division I GAMES:																
248	A	UNCW	68 64	153	H	William & Mary	75 45	221	A	Massachusetts	56 57					
195	A	Col. of Charleston	62 58	68	H	Saint Joseph's	75 62	94	H	Buffalo	79 36					
92	A	Elon	60 61	290	N	Coastal Caro.	82 40	10	N	Oregon St.	50 73					
198	H	Delaware	58 49													
309	A	Delaware St.	66 49													
208	A	Marist	71 67													

Non-Div I Games:

Hofstra

■ Loss,
 ■ Non-Conf, S Site,
 ■ Home
 ■ Away
 N Neutral

Holy Cross

Through Games Of Jan. 17, 2016

Average RPI Win:	287	WON-LOST	WINNING	LAST 10	STRENGTH OF	OPP. STRENGTH	TEAM	ADJ.	CONF.	ADJ CONF.
Average RPI Loss:	183	RECORD	PCT. RANK	GAMES	SCHEDULE	OF SCHEDULE	RPI	RPI	RPI	RPI
DIV. I ONLY	7- 10	214	5- 5	324	277	282	282	29	29	
DIV. I NON-CONF.	3- 8	258	3- 3	310	211	326	326	29	29	
TOTALS	RPI 1-25	RPI 26-50	W-L RECORDS	RPI 51-100	RPI 101-150	RPI 150+				
7- 10	0- 0	0- 0	OVERALL	0- 1	0- 3	7- 6				
5- 3	0- 0	0- 0	HOME	0- 0	0- 1	5- 2				
2- 7	0- 0	0- 0	AWAY	0- 1	0- 2	2- 4				
0- 0	0- 0	0- 0	NEUTRAL	0- 0	0- 0	0- 0				
3- 8	0- 0	0- 0	NON-CONFERENCE	0- 1	0- 2	3- 5				
3- 2	0- 0	0- 0	HOME	0- 0	0- 0	3- 2				
0- 6	0- 0	0- 0	AWAY	0- 1	0- 2	0- 3				
0- 0	0- 0	0- 0	NEUTRAL	0- 0	0- 0	0- 0				
4- 2	0- 0	0- 0	CONFERENCE	0- 0	0- 1	4- 1				
2- 1	0- 0	0- 0	HOME	0- 0	0- 1	2- 0				
2- 1	0- 0	0- 0	AWAY	0- 0	0- 0	2- 1				
0- 0	0- 0	0- 0	NEUTRAL	0- 0	0- 0	0- 0				

RPI 1-25				RPI 26-50				RPI 51-100				RPI 101+				Team's RPI: 282	
RPI	S	Opponent	Score	RPI	S	Opponent	Score	RPI	S	Opponent	Score	RPI	S	Opponent	Score		
								62	A	Boston College	51	60	101	H	Bucknell	51	58
													124	A	Yale	59	69
													150	A	Pittsburgh	50	56
													154	A	Quinnipiac	61	74
													178	A	Penn St.	82	86
													221	H	Massachusetts	60	74
													223	A	Lehigh	58	61
													240	H	Bryant	65	64
													250	H	Navy	57	49
													258	H	Manhattan	58	44
													275	A	Colgate	80	71
													297	H	Vermont	77	63
													298	A	UMass Lowell	67	75
													323	H	Dartmouth	54	60
													339	H	Lafayette	66	49
													348	A	Boston U.	60	41
LAST 12 Division I GAMES:																	
				339	H	Lafayette	66	49		223	A	Lehigh	58	61			
				101	H	Bucknell	51	58		258	H	Manhattan	58	44			
				275	A	Colgate	80	71		298	A	UMass Lowell	67	75			
				250	H	Navy	57	49		150	A	Pittsburgh	50	56			
				348	A	Boston U.	60	41		297	H	Vermont	77	63			
				323	H	Dartmouth	54	60		240	H	Bryant	65	64			

Non-Div I Games:

Holy Cross

■ Loss,
■ Non-Conf,
■ S Site,
■ H Home
■ A Away
N Neutral

Average RPI Win:	254	WON-LOST	WINNING	LAST 10	STRENGTH OF	OPP. STRENGTH	TEAM	ADJ.	CONF.	ADJ CONF.
Average RPI Loss:	108	RECORD	PCT. RANK	GAMES	SCHEDULE	OF SCHEDULE	RPI	RPI	RPI	RPI
DIV. I ONLY	4- 13	295	2- 8	84	133	218	218	7	7	
DIV. I NON-CONF.	4- 7	222	3- 3	149	227	203	203	7	7	
TOTALS	RPI 1-25	RPI 26-50	W-L RECORDS	RPI 51-100	RPI 101-150	RPI 150+				
4- 13	0- 2	0- 1	OVERALL	0- 3	1- 3	3- 4				
1- 6	0- 1	0- 0	HOME	0- 1	1- 2	0- 2				
3- 4	0- 0	0- 0	AWAY	0- 1	0- 1	3- 2				
0- 3	0- 1	0- 1	NEUTRAL	0- 1	0- 0	0- 0				
4- 7	0- 1	0- 1	NON-CONFERENCE	0- 1	1- 1	3- 3				
1- 3	0- 0	0- 0	HOME	0- 0	1- 1	0- 2				
3- 1	0- 0	0- 0	AWAY	0- 0	0- 0	3- 1				
0- 3	0- 1	0- 1	NEUTRAL	0- 1	0- 0	0- 0				
0- 6	0- 1	0- 0	CONFERENCE	0- 2	0- 2	0- 1				
0- 3	0- 1	0- 0	HOME	0- 1	0- 1	0- 0				
0- 3	0- 0	0- 0	AWAY	0- 1	0- 1	0- 1				
0- 0	0- 0	0- 0	NEUTRAL	0- 0	0- 0	0- 0				

RPI 1-25				RPI 26-50				RPI 51-100				RPI 101+ Team's RPI: 218			
RPI	S	Opponent	Score	RPI	S	Opponent	Score	RPI	S	Opponent	Score	RPI	S	Opponent	Score
2	H	UConn	37 76	29	N	George Washington	78 82	74	A	Tulane	48 70	120	H	La.-Lafayette	52 51
21	N	Iowa	50 64					83	N	Wright St.	61 75	130	H	SMU	48 50
								85	H	Temple	66 75	138	A	East Carolina	70 76
												139	H	Long Beach St.	41 47
												160	A	Memphis	57 74
												163	H	UTRGV	45 55
												186	H	UNLV	60 63
												195	A	Col. of Charleston	48 55
												245	A	Rice	62 59
												320	A	Incarnate Word	67 51
												332	A	A&M-Corpus Christi	76 73
LAST 12 Division I GAMES:															
130	H	SMU	48 50	138	A	East Carolina	70 76								
2	H	UConn	37 76	332	A	A&M-Corpus Christi	76 73								
160	A	Memphis	57 74	186	H	UNLV	60 63								
85	H	Temple	66 75	320	A	Incarnate Word	67 51								
74	A	Tulane	48 70	245	A	Rice	62 59								
163	H	UTRGV	45 55	21	N	Iowa	50 64								

Non-Div I Games:

Houston

■ Loss,
 ■ Non-Conf,
 ■ S Site,
 ■ H Home
 ■ A Away
 N Neutral

Average RPI Win: 298		WON-LOST	WINNING	LAST 10	STRENGTH OF	OPP. STRENGTH	TEAM	ADJ.	CONF.	ADJ CONF.
Average RPI Loss: 139		RECORD	PCT. RANK	GAMES	SCHEDULE	OF SCHEDULE	RPI	RPI	RPI	RPI
DIV. I ONLY		5- 8	227	4- 5	208	325	231	231	26	26
DIV. I NON-CONF.		2- 5	253	1- 3	161	289	223	223	25	25
TOTALS	RPI 1-25	RPI 26-50		W-L RECORDS		RPI 51-100	RPI 101-150	RPI 150+		
5- 8	0- 0	0- 1		OVERALL		0- 0	0- 4	5- 3		
2- 3	0- 0	0- 0		HOME		0- 0	0- 1	2- 2		
2- 5	0- 0	0- 1		AWAY		0- 0	0- 3	2- 1		
1- 0	0- 0	0- 0		NEUTRAL		0- 0	0- 0	1- 0		
2- 5	0- 0	0- 1		NON-CONFERENCE		0- 0	0- 1	2- 3		
0- 2	0- 0	0- 0		HOME		0- 0	0- 0	0- 2		
1- 3	0- 0	0- 1		AWAY		0- 0	0- 1	1- 1		
1- 0	0- 0	0- 0		NEUTRAL		0- 0	0- 0	1- 0		
3- 3	0- 0	0- 0		CONFERENCE		0- 0	0- 3	3- 0		
2- 1	0- 0	0- 0		HOME		0- 0	0- 1	2- 0		
1- 2	0- 0	0- 0		AWAY		0- 0	0- 2	1- 0		
0- 0	0- 0	0- 0		NEUTRAL		0- 0	0- 0	0- 0		

RPI 1-25				RPI 26-50				RPI 51-100				RPI 101+				Team's RPI: 231	
RPI	S	Opponent	Score	RPI	S	Opponent	Score	RPI	S	Opponent	Score	RPI	S	Opponent	Score		
				37	A	UTEP	63 98					115	H	McNeese St.	64 71		
												122	A	Northwestern St.	44 55		
												123	A	Central Ark.	44 45		
												147	A	New Mexico	57 65		
												155	H	Texas St.	66 71		
												169	H	Texas-Arlington	40 64		
												247	A	UTSA	50 79		
												255	A	Texas Southern	77 65		
												263	N	Omaha	64 51		
												304	H	Southeastern La.	64 56		
												327	H	Nicholls St.	80 71		
												342	A	New Orleans	71 51		
LAST 12 Division I GAMES:																	
				123	A	Central Ark.	44 45	342	A	New Orleans	71 51						
				304	H	Southeastern La.	64 56	155	H	Texas St.	66 71						
				327	H	Nicholls St.	80 71	255	A	Texas Southern	77 65						
				115	H	McNeese St.	64 71	247	A	UTSA	50 79						
				122	A	Northwestern St.	44 55	263	N	Omaha	64 51						
				169	H	Texas-Arlington	40 64	37	A	UTEP	63 98						

Average RPI Win: 285	WON-LOST	WINNING	LAST 10	STRENGTH OF	OPP. STRENGTH	TEAM	ADJ.	CONF.	ADJ CONF.
Average RPI Loss: 179	RECORD	PCT. RANK	GAMES	SCHEDULE	OF SCHEDULE	RPI	RPI	RPI	RPI
DIV. I ONLY	3- 14	316	3- 7	221	305	294	294	30	30
DIV. I NON-CONF.	2- 11	306	2- 6	119	284	270	270	31	31
TOTALS	RPI 1-25	RPI 26-50	W-L RECORDS	RPI 51-100	RPI 101-150	RPI 150+			
3- 14	0- 0	0- 2	OVERALL	0- 2	0- 2	3- 8			
1- 4	0- 0	0- 0	HOME	0- 0	0- 0	1- 4			
2- 9	0- 0	0- 1	AWAY	0- 2	0- 1	2- 4			
0- 1	0- 0	0- 0	NEUTRAL	0- 0	0- 1	0- 0			
2- 11	0- 0	0- 2	NON-CONFERENCE	0- 2	0- 2	2- 5			
1- 3	0- 0	0- 0	HOME	0- 0	0- 0	1- 3			
1- 7	0- 0	0- 2	AWAY	0- 2	0- 1	1- 2			
0- 1	0- 0	0- 0	NEUTRAL	0- 0	0- 1	0- 0			
1- 3	0- 0	0- 0	CONFERENCE	0- 0	0- 0	1- 3			
0- 1	0- 0	0- 0	HOME	0- 0	0- 0	0- 1			
1- 2	0- 0	0- 0	AWAY	0- 0	0- 0	1- 2			
0- 0	0- 0	0- 0	NEUTRAL	0- 0	0- 0	0- 0			

RPI 1-25				RPI 26-50				RPI 51-100				RPI 101+				Team's RPI: 294	
RPI	S	Opponent	Score	RPI	S	Opponent	Score	RPI	S	Opponent	Score	RPI	S	Opponent	Score		
				30	A	Syracuse	48 97	61	A	Northwestern	49 89	134	A	Xavier	47 70		
				45	A	Duquesne	62 86	80	A	Arizona	28 65	143	N	Mercer	53 70		
												171	H	Cornell	76 74		
												176	H	Old Dominion	64 83		
												192	H	Coppin St.	67 83		
												212	A	Ill.-Chicago	48 75		
												257	A	Georgia St.	58 65		
												279	A	N.C. A&T	70 88		
												283	H	La Salle	68 71		
												309	A	Delaware St.	86 87		
												310	H	LIU Brooklyn	72 89		
												336	A	Mt. St. Mary's	62 49		
												349	A	N.C. Central	68 61		
LAST 12 Division I GAMES:																	
				192	H	Coppin St.	67 83	309	A	Delaware St.	86 87						
				171	H	Cornell	76 74	349	A	N.C. Central	68 61						
				30	A	Syracuse	48 97	279	A	N.C. A&T	70 88						
				134	A	Xavier	47 70	283	H	La Salle	68 71						
				176	H	Old Dominion	64 83	143	N	Mercer	53 70						
				336	A	Mt. St. Mary's	62 49	257	A	Georgia St.	58 65						

Non-Div I Games:

Howard

Average RPI Win:	327	WON-LOST	WINNING	LAST 10	STRENGTH OF	OPP. STRENGTH	TEAM	ADJ.	CONF.	ADJ CONF.
Average RPI Loss:	172	RECORD	PCT. RANK	GAMES	SCHEDULE	OF SCHEDULE	RPI	RPI	RPI	RPI
DIV. I ONLY	2- 14	327	1- 9	225	283	325	325	22	22	
DIV. I NON-CONF.	2- 9	296	1- 6	243	291	325	325	23	23	
TOTALS	RPI 1-25	RPI 26-50	W-L RECORDS	RPI 51-100	RPI 101-150	RPI 150+				
2- 14	0- 0	0- 1	OVERALL	0- 2	0- 2	2- 9				
2- 6	0- 0	0- 0	HOME	0- 2	0- 1	2- 3				
0- 8	0- 0	0- 1	AWAY	0- 0	0- 1	0- 6				
0- 0	0- 0	0- 0	NEUTRAL	0- 0	0- 0	0- 0				
2- 9	0- 0	0- 1	NON-CONFERENCE	0- 1	0- 1	2- 6				
2- 3	0- 0	0- 0	HOME	0- 1	0- 1	2- 1				
0- 6	0- 0	0- 1	AWAY	0- 0	0- 0	0- 5				
0- 0	0- 0	0- 0	NEUTRAL	0- 0	0- 0	0- 0				
0- 5	0- 0	0- 0	CONFERENCE	0- 1	0- 1	0- 3				
0- 3	0- 0	0- 0	HOME	0- 1	0- 0	0- 2				
0- 2	0- 0	0- 0	AWAY	0- 0	0- 1	0- 1				
0- 0	0- 0	0- 0	NEUTRAL	0- 0	0- 0	0- 0				

RPI S	Opponent	Score	RPI S	Opponent	Score	RPI S	Opponent	Score	RPI S	Opponent	Score	Team's RPI: 325
33	A Ohio	52 79	70	H Indiana	72 79	102	H Western Mich.	48 70	142	A Oral Roberts	59 61	
			79	H South Dakota St.	42 61	152	H IUPUI	50 69	179	A Northern Ky.	64 77	
						180	A Detroit	63 64	216	A Milwaukee	60 73	
						234	A Fairfield	62 74	241	A Oakland	74 81	
						243	H USC Upstate	81 84	244	H Western Ill.	74 78	
						288	A Denver	50 53	322	H Kent St.	86 68	
						331	H Chicago St.	62 51				
LAST 12 Division I GAMES:												
79	H South Dakota St.	42 61	142	A Oral Roberts	59 61							
288	A Denver	50 53	234	A Fairfield	62 74							
244	H Western Ill.	74 78	331	H Chicago St.	62 51							
152	H IUPUI	50 69	180	A Detroit	63 64							
216	A Milwaukee	60 73	179	A Northern Ky.	64 77							
241	A Oakland	74 81	33	A Ohio	52 79							

Non-Div I Games: Trine 82 62 Grace (IN) 91 39

IPFW

Loss, Non-Conf, S Site, H Home A Away N Neutral

IUPUI				STRENGTH OF SCHEDULE	OPP. STRENGTH OF SCHEDULE	TEAM RPI	ADJ. RPI	CONF. RPI	ADJ CONF. RPI
Average RPI Win:	221	WON-LOST RECORD	WINNING PCT. RANK						
Average RPI Loss:	150		LAST 10 GAMES						
DIV. I ONLY	11- 5	84	7- 3	294	177	152	152	22	22
DIV. I NON-CONF.	7- 4	110	4- 3	261	88	136	136	23	23

TOTALS	RPI 1-25	RPI 26-50	W-L RECORDS	RPI 51-100	RPI 101-150	RPI 150+			
11- 5	0- 1	0- 0	OVERALL	2- 0	1- 3	8- 1			
5- 2	0- 0	0- 0	HOME	1- 0	1- 2	3- 0			
5- 3	0- 1	0- 0	AWAY	1- 0	0- 1	4- 1			
1- 0	0- 0	0- 0	NEUTRAL	0- 0	0- 0	1- 0			
7- 4	0- 1	0- 0	NON-CONFERENCE	2- 0	1- 2	4- 1			
3- 1	0- 0	0- 0	HOME	1- 0	1- 1	1- 0			
3- 3	0- 1	0- 0	AWAY	1- 0	0- 1	2- 1			
1- 0	0- 0	0- 0	NEUTRAL	0- 0	0- 0	1- 0			
4- 1	0- 0	0- 0	CONFERENCE	0- 0	0- 1	4- 0			
2- 1	0- 0	0- 0	HOME	0- 0	0- 1	2- 0			
2- 0	0- 0	0- 0	AWAY	0- 0	0- 0	2- 0			
0- 0	0- 0	0- 0	NEUTRAL	0- 0	0- 0	0- 0			

RPI 1-25				RPI 26-50				RPI 51-100				RPI 101+ Team's RPI: 152			
RPI	S	Opponent	Score	RPI	S	Opponent	Score	RPI	S	Opponent	Score	RPI	S	Opponent	Score
15	A	Louisville	61 70					89	A	Marquette	60 55	109	H	Georgia Tech	50 60
								98	H	VCU	70 69	121	H	Belmont	62 59
												142	H	Oral Roberts	47 52
												143	A	North Texas	67 68
												162	A	SIUE	85 67
												244	A	Western Ill.	68 60
												256	N	Stephen F. Austin	62 55
												263	H	Omaha	75 59
												269	H	Indiana St.	68 43
												274	A	Evansville	68 62
												325	A	IPFW	69 50
												334	H	North Dakota St.	67 44
												341	A	Eastern Ill.	71 77
LAST 12 Division I GAMES:															
263	H	Omaha	75 59	334	H	North Dakota St.	67 44								
244	A	Western Ill.	68 60	121	H	Belmont	62 59								
142	H	Oral Roberts	47 52	15	A	Louisville	61 70								
325	A	IPFW	69 50	162	A	SIUE	85 67								
274	A	Evansville	68 62	143	A	North Texas	67 68								
109	H	Georgia Tech	50 60	256	N	Stephen F. Austin	62 55								

Non-Div I Games: Oakland City 104 30 Ind.-Southeast 99 50

IUPUI

Loss, Non-Conf, S Site, H Home A Away N Neutral

Idaho

Through Games Of Jan. 17, 2016

Average RPI Win:	214	WON-LOST	WINNING	LAST 10	STRENGTH OF	OPP. STRENGTH	TEAM	ADJ.	CONF.	ADJ CONF.
Average RPI Loss:	78	RECORD	PCT. RANK	GAMES	SCHEDULE	OF SCHEDULE	RPI	RPI	RPI	RPI
DIV. I ONLY	10- 5	96	5- 4	181	109	118	118	19	19	
DIV. I NON-CONF.	6- 4	124	2- 3	81	86	106	106	20	20	
TOTALS	RPI 1-25	RPI 26-50	W-L RECORDS	RPI 51-100	RPI 101-150	RPI 150+				
10- 5	0- 2	0- 1	OVERALL	1- 0	0- 1	9- 1				
6- 2	0- 1	0- 0	HOME	0- 0	0- 0	6- 1				
2- 2	0- 1	0- 0	AWAY	0- 0	0- 1	2- 0				
2- 1	0- 0	0- 1	NEUTRAL	1- 0	0- 0	1- 0				
6- 4	0- 2	0- 1	NON-CONFERENCE	1- 0	0- 1	5- 0				
4- 1	0- 1	0- 0	HOME	0- 0	0- 0	4- 0				
0- 2	0- 1	0- 0	AWAY	0- 0	0- 1	0- 0				
2- 1	0- 0	0- 1	NEUTRAL	1- 0	0- 0	1- 0				
4- 1	0- 0	0- 0	CONFERENCE	0- 0	0- 0	4- 1				
2- 1	0- 0	0- 0	HOME	0- 0	0- 0	2- 1				
2- 0	0- 0	0- 0	AWAY	0- 0	0- 0	2- 0				
0- 0	0- 0	0- 0	NEUTRAL	0- 0	0- 0	0- 0				

RPI 1-25				RPI 26-50				RPI 51-100				RPI 101+ Team's RPI: 118			
RPI	S	Opponent	Score	RPI	S	Opponent	Score	RPI	S	Opponent	Score	RPI	S	Opponent	Score
10	A	Oregon St.	44 69	42	N	Duke	68 74	78	N	Iowa St.	97 65	112	A	Texas Tech	62 78
18	H	Abilene Christian	59 71									155	N	Texas St.	75 55
												161	H	Northern Colo.	66 56
												174	H	North Dakota	92 65
												206	H	Eastern Wash.	66 74
												214	H	Wyoming	61 57
												227	H	Seattle	64 60
												252	A	Northern Ariz.	72 51
												254	H	UC Santa Barbara	64 42
												300	H	CSUN	106 50
												329	A	Southern Utah	62 51
LAST 12 Division I GAMES:															
252	A	Northern Ariz.	72 51	329	A	Southern Utah	62 51								
206	H	Eastern Wash.	66 74	112	A	Texas Tech	62 78								
161	H	Northern Colo.	66 56	214	H	Wyoming	61 57								
174	H	North Dakota	92 65	78	N	Iowa St.	97 65								
18	H	Abilene Christian	59 71	155	N	Texas St.	75 55								
10	A	Oregon St.	44 69	42	N	Duke	68 74								

Non-Div I Games: Carroll (MT) 75 47 Northwest Chrst. 71 48

Idaho

Loss, Non-Conf, S Site, H Home A Away N Neutral

Average RPI Win:	223	WON-LOST	WINNING	LAST 10	STRENGTH OF	OPP. STRENGTH	TEAM	ADJ.	CONF.	ADJ CONF.
Average RPI Loss:	116	RECORD	PCT. RANK	GAMES	SCHEDULE	OF SCHEDULE	RPI	RPI	RPI	RPI
DIV. I ONLY	6- 8	210	0- 1	147	135	168	168	19	19	
DIV. I NON-CONF.	5- 4	139	0- 1	38	136	50	50	20	20	
TOTALS	RPI 1-25	RPI 26-50	W-L RECORDS	RPI 51-100	RPI 101-150	RPI 150+				
6- 8	0- 0	0- 2	OVERALL	0- 1	0- 1	6- 4				
3- 2	0- 0	0- 0	HOME	0- 0	0- 0	3- 2				
2- 6	0- 0	0- 2	AWAY	0- 1	0- 1	2- 2				
1- 0	0- 0	0- 0	NEUTRAL	0- 0	0- 0	1- 0				
5- 4	0- 0	0- 2	NON-CONFERENCE	0- 1	0- 1	5- 0				
2- 0	0- 0	0- 0	HOME	0- 0	0- 0	2- 0				
2- 4	0- 0	0- 2	AWAY	0- 1	0- 1	2- 0				
1- 0	0- 0	0- 0	NEUTRAL	0- 0	0- 0	1- 0				
1- 4	0- 0	0- 0	CONFERENCE	0- 0	0- 0	1- 4				
1- 2	0- 0	0- 0	HOME	0- 0	0- 0	1- 2				
0- 2	0- 0	0- 0	AWAY	0- 0	0- 0	0- 2				
0- 0	0- 0	0- 0	NEUTRAL	0- 0	0- 0	0- 0				

RPI 1-25				RPI 26-50				RPI 51-100				RPI 101+				Team's RPI: 168	
RPI	S	Opponent	Score	RPI	S	Opponent	Score	RPI	S	Opponent	Score	RPI	S	Opponent	Score		
				27	A	Michigan St.	60 79	61	A	Northwestern	36 72	112	A	Texas Tech	64 79		
				37	A	UTEP	54 67					161	A	Northern Colo.	47 48		
												165	H	Weber St.	46 61		
												166	N	Southeast Mo. St.	65 64		
												174	A	North Dakota	42 45		
												177	A	Boise St.	80 77		
												194	H	Sacramento St.	59 68		
												215	H	Utah St.	81 67		
												222	A	Utah Valley	56 47		
												227	H	Seattle	83 67		
												328	H	Portland St.	71 70		
LAST 12 Division I GAMES:																	
				328	H	Portland St.	71 70	37	A	UTEP	54 67						
				194	H	Sacramento St.	59 68	177	A	Boise St.	80 77						
				174	A	North Dakota	42 45	215	H	Utah St.	81 67						
				161	A	Northern Colo.	47 48	227	H	Seattle	83 67						
				165	H	Weber St.	46 61	166	N	Southeast Mo. St.	65 64						
				222	A	Utah Valley	56 47	112	A	Texas Tech	64 79						

Non-Div I Games: Colo. Christian 82 56 Montana Tech 82 55

Idaho St.

■ Loss,
 ■ Non-Conf,
 ■ S Site,
 ■ Home
 ■ A Away
 N Neutral

Average RPI Win:	284	WON-LOST	WINNING	LAST 10	STRENGTH OF	OPP. STRENGTH	TEAM	ADJ.	CONF.	ADJ CONF.
Average RPI Loss:	131	RECORD	PCT. RANK	GAMES	SCHEDULE	OF SCHEDULE	RPI	RPI	RPI	RPI
DIV. I ONLY	9- 8	159	3- 7	277	254	212	212	14	14	
DIV. I NON-CONF.	9- 2	37	5- 1	343	271	182	182	14	14	
TOTALS	RPI 1-25	RPI 26-50	W-L RECORDS	RPI 51-100	RPI 101-150	RPI 150+				
9- 8	0- 2	0- 0	OVERALL	0- 1	1- 1	8- 4				
4- 3	0- 0	0- 0	HOME	0- 0	1- 1	3- 2				
5- 5	0- 2	0- 0	AWAY	0- 1	0- 0	5- 2				
0- 0	0- 0	0- 0	NEUTRAL	0- 0	0- 0	0- 0				
9- 2	0- 1	0- 0	NON-CONFERENCE	0- 0	1- 1	8- 0				
4- 1	0- 0	0- 0	HOME	0- 0	1- 1	3- 0				
5- 1	0- 1	0- 0	AWAY	0- 0	0- 0	5- 0				
0- 0	0- 0	0- 0	NEUTRAL	0- 0	0- 0	0- 0				
0- 6	0- 1	0- 0	CONFERENCE	0- 1	0- 0	0- 4				
0- 2	0- 0	0- 0	HOME	0- 0	0- 0	0- 2				
0- 4	0- 1	0- 0	AWAY	0- 1	0- 0	0- 2				
0- 0	0- 0	0- 0	NEUTRAL	0- 0	0- 0	0- 0				

RPI 1-25				RPI 26-50				RPI 51-100				RPI 101+ Team's RPI: 212			
RPI	S	Opponent	Score	RPI	S	Opponent	Score	RPI	S	Opponent	Score	RPI	S	Opponent	Score
14	A	Green Bay	22 64					83	A	Wright St.	62 73	111	H	Toledo	51 60
23	A	Purdue	51 62									117	H	Central Mich.	66 63
												179	A	Northern Ky.	53 55
												180	H	Detroit	80 89
												216	A	Milwaukee	53 54
												241	H	Oakland	76 78
												244	A	Western Ill.	78 70
												280	A	Bradley	66 56
												288	A	Denver	56 46
												294	H	Howard	75 48
												330	H	Nevada	70 55
												331	A	Chicago St.	51 47
												335	A	Illinois St.	74 65
												341	H	Eastern Ill.	66 54
LAST 12 Division I GAMES:															
216	A	Milwaukee	53 54	14	A	Green Bay	22 64								
180	H	Detroit	80 89	330	H	Nevada	70 55								
241	H	Oakland	76 78	111	H	Toledo	51 60								
179	A	Northern Ky.	53 55	288	A	Denver	56 46								
83	A	Wright St.	62 73	244	A	Western Ill.	78 70								
341	H	Eastern Ill.	66 54	280	A	Bradley	66 56								

Non-Div I Games:

Ill.-Chicago

Average RPI Win:	157	WON-LOST	WINNING	LAST 10	STRENGTH OF	OPP. STRENGTH	TEAM	ADJ.	CONF.	ADJ CONF.
Average RPI Loss:	63	RECORD	PCT. RANK	GAMES	SCHEDULE	OF SCHEDULE	RPI	RPI	RPI	RPI
DIV. I ONLY	8- 9	183	2- 8	8	102	107	107	4	4	
DIV. I NON-CONF.	7- 4	110	3- 3	21	175	90	90	4	4	
TOTALS	RPI 1-25	RPI 26-50	W-L RECORDS	RPI 51-100	RPI 101-150	RPI 150+				
8- 9	0- 3	1- 2	OVERALL	1- 2	3- 1	3- 1				
8- 4	0- 1	1- 1	HOME	1- 1	3- 1	3- 0				
0- 5	0- 2	0- 1	AWAY	0- 1	0- 0	0- 1				
0- 0	0- 0	0- 0	NEUTRAL	0- 0	0- 0	0- 0				
7- 4	0- 0	1- 2	NON-CONFERENCE	1- 1	2- 0	3- 1				
7- 2	0- 0	1- 1	HOME	1- 1	2- 0	3- 0				
0- 2	0- 0	0- 1	AWAY	0- 0	0- 0	0- 1				
0- 0	0- 0	0- 0	NEUTRAL	0- 0	0- 0	0- 0				
1- 5	0- 3	0- 0	CONFERENCE	0- 1	1- 1	0- 0				
1- 2	0- 1	0- 0	HOME	0- 0	1- 1	0- 0				
0- 3	0- 2	0- 0	AWAY	0- 1	0- 0	0- 0				
0- 0	0- 0	0- 0	NEUTRAL	0- 0	0- 0	0- 0				

RPI S	Opponent	Score	RPI S	Opponent	Score	RPI S	Opponent	Score	RPI S	Opponent	Score	Team's RPI: 107
19	H Maryland	63 79	29	H George Washington	57 70	81	H South Dakota	76 85	113	H Southern Ill.	78 64	
20	A Rutgers	54 67	33	H Ohio	62 53	82	A Nebraska	57 73	115	H Minnesota	75 106	
23	A Purdue	65 69	36	A Miami (FL)	64 73	87	H UT Martin	94 74	117	H Central Mich.	74 69	
									148	H Wisconsin	71 65	
									160	A Memphis	75 81	
									203	H Tennessee St.	98 43	
									223	H Lehigh	76 67	
									331	H Chicago St.	67 36	
LAST 12 Division I GAMES:												
20	A Rutgers	54 67	148	H Wisconsin	71 65							
82	A Nebraska	57 73	81	H South Dakota	76 85							
115	H Minnesota	75 106	160	A Memphis	75 81							
23	A Purdue	65 69	117	H Central Mich.	74 69							
19	H Maryland	63 79	113	H Southern Ill.	78 64							
29	H George Washington	57 70	223	H Lehigh	76 67							

Non-Div I Games:

Illinois

Average RPI Win:	314	WON-LOST	WINNING	LAST 10	STRENGTH OF	OPP. STRENGTH	TEAM	ADJ.	CONF.	ADJ CONF.
Average RPI Loss:	184	RECORD	PCT. RANK	GAMES	SCHEDULE	OF SCHEDULE	RPI	RPI	RPI	RPI
DIV. I ONLY	3- 13	308	2- 8	285	265	335	335	21	21	
DIV. I NON-CONF.	2- 9	296	1- 6	306	296	345	345	18	18	
TOTALS	RPI 1-25	RPI 26-50	W-L RECORDS	RPI 51-100	RPI 101-150	RPI 150+				
3- 13	0- 0	0- 1	OVERALL	0- 1	0- 3	3- 8				
3- 4	0- 0	0- 0	HOME	0- 0	0- 1	3- 3				
0- 7	0- 0	0- 1	AWAY	0- 1	0- 2	0- 3				
0- 2	0- 0	0- 0	NEUTRAL	0- 0	0- 0	0- 2				
2- 9	0- 0	0- 1	NON-CONFERENCE	0- 0	0- 1	2- 7				
2- 3	0- 0	0- 0	HOME	0- 0	0- 0	2- 3				
0- 4	0- 0	0- 1	AWAY	0- 0	0- 1	0- 2				
0- 2	0- 0	0- 0	NEUTRAL	0- 0	0- 0	0- 2				
1- 4	0- 0	0- 0	CONFERENCE	0- 1	0- 2	1- 1				
1- 1	0- 0	0- 0	HOME	0- 0	0- 1	1- 0				
0- 3	0- 0	0- 0	AWAY	0- 1	0- 1	0- 1				
0- 0	0- 0	0- 0	NEUTRAL	0- 0	0- 0	0- 0				

RPI S	Opponent	Score	RPI S	Opponent	Score	RPI S	Opponent	Score	RPI S	Opponent	Score	Team's RPI: 335
			32 A	DePaul	41 89	96 A	Drake	41 76	108 H	Missouri St.	51 73	
									124 A	Yale	47 60	
									141 A	UNI	51 65	
									162 H	SIUE	57 65	
									212 H	Ill.-Chicago	65 74	
									237 N	Northern Ill.	59 68	
									244 H	Western Ill.	64 79	
									247 A	UTSA	51 77	
									251 A	Bowling Green	52 70	
									263 N	Omaha	56 60	
									269 A	Indiana St.	56 63	
									299 H	Murray St.	81 76	
									311 H	Wichita St.	70 49	
									331 H	Chicago St.	57 53	
LAST 12 Division I GAMES:												
			141 A	UNI	51 65	96 A	Drake	41 76				
			269 A	Indiana St.	56 63	124 A	Yale	47 60				
			311 H	Wichita St.	70 49	237 N	Northern Ill.	59 68				
			108 H	Missouri St.	51 73	32 A	DePaul	41 89				
			244 H	Western Ill.	64 79	162 H	SIUE	57 65				
			331 H	Chicago St.	57 53	263 N	Omaha	56 60				

Non-Div I Games:

Illinois St.

Average RPI Win:	304	WON-LOST	WINNING	LAST 10	STRENGTH OF	OPP. STRENGTH	TEAM	ADJ.	CONF.	ADJ CONF.
Average RPI Loss:	157	RECORD	PCT. RANK	GAMES	SCHEDULE	OF SCHEDULE	RPI	RPI	RPI	RPI
DIV. I ONLY	1- 10	337	1- 8	232	230	320	320	26	26	
DIV. I NON-CONF.	0- 7	338	0- 6	85	164	303	303	25	25	
TOTALS	RPI 1-25	RPI 26-50	W-L RECORDS	RPI 51-100	RPI 101-150	RPI 150+				
1- 10	0- 1	0- 0	OVERALL	0- 1	0- 3	1- 5				
0- 5	0- 0	0- 0	HOME	0- 0	0- 2	0- 3				
1- 5	0- 1	0- 0	AWAY	0- 1	0- 1	1- 2				
0- 0	0- 0	0- 0	NEUTRAL	0- 0	0- 0	0- 0				
0- 7	0- 1	0- 0	NON-CONFERENCE	0- 1	0- 2	0- 3				
0- 3	0- 0	0- 0	HOME	0- 0	0- 1	0- 2				
0- 4	0- 1	0- 0	AWAY	0- 1	0- 1	0- 1				
0- 0	0- 0	0- 0	NEUTRAL	0- 0	0- 0	0- 0				
1- 3	0- 0	0- 0	CONFERENCE	0- 0	0- 1	1- 2				
0- 2	0- 0	0- 0	HOME	0- 0	0- 1	0- 1				
1- 1	0- 0	0- 0	AWAY	0- 0	0- 0	1- 1				
0- 0	0- 0	0- 0	NEUTRAL	0- 0	0- 0	0- 0				

RPI 1-25				RPI 26-50				RPI 51-100				RPI 101+ Team's RPI: 320			
RPI	S	Opponent	Score	RPI	S	Opponent	Score	RPI	S	Opponent	Score	RPI	S	Opponent	Score
23	A	Purdue	27 95					52	A	Colorado St.	37 60	112	A	Texas Tech	55 70
												122	H	Northwestern St.	48 53
												143	H	North Texas	55 62
												163	A	UTRGV	47 60
												163	H	UTRGV	50 68
												218	H	Houston	51 67
												233	H	Sam Houston St.	60 65
												304	A	Southeastern La.	70 66
												342	A	New Orleans	49 55
LAST 12 Division I GAMES:															
122	H	Northwestern St.	48 53	304	A	Southeastern La.	70 66	23	A	Purdue	27 95	218	H	Houston	51 67
342	A	New Orleans	49 55	52	A	Colorado St.	37 60	163	H	UTRGV	50 68				
233	H	Sam Houston St.	60 65												
143	H	North Texas	55 62												
163	A	UTRGV	47 60												
112	A	Texas Tech	55 70												

Non-Div I Games: LSU-Alexandria 96 59 Howard Payne 78 65 Sul Ross St. 54 35 Trinity (TX) 55 61 Incarnate Word

Indiana

Through Games Of Jan. 17, 2016

Average RPI Win:	159	WON-LOST	WINNING	LAST 10	STRENGTH OF	OPP. STRENGTH	TEAM	ADJ.	CONF.	ADJ CONF.
Average RPI Loss:	55	RECORD	PCT. RANK	GAMES	SCHEDULE	OF SCHEDULE	RPI	RPI	RPI	RPI
DIV. I ONLY	10- 8	149	4- 6	35	33	70	70	4	4	
DIV. I NON-CONF.	8- 4	100	4- 2	72	79	70	70	4	4	
TOTALS	RPI 1-25	RPI 26-50	W-L RECORDS	RPI 51-100	RPI 101-150	RPI 150+				
10- 8	0- 2	1- 4	OVERALL	2- 0	2- 2	5- 0				
7- 0	0- 0	1- 0	HOME	2- 0	2- 0	2- 0				
2- 5	0- 2	0- 1	AWAY	0- 0	0- 2	2- 0				
1- 3	0- 0	0- 3	NEUTRAL	0- 0	0- 0	1- 0				
8- 4	0- 0	0- 4	NON-CONFERENCE	1- 0	2- 0	5- 0				
5- 0	0- 0	0- 0	HOME	1- 0	2- 0	2- 0				
2- 1	0- 0	0- 1	AWAY	0- 0	0- 0	2- 0				
1- 3	0- 0	0- 3	NEUTRAL	0- 0	0- 0	1- 0				
2- 4	0- 2	1- 0	CONFERENCE	1- 0	0- 2	0- 0				
2- 0	0- 0	1- 0	HOME	1- 0	0- 0	0- 0				
0- 4	0- 2	0- 0	AWAY	0- 0	0- 2	0- 0				
0- 0	0- 0	0- 0	NEUTRAL	0- 0	0- 0	0- 0				

RPI 1-25				RPI 26-50				RPI 51-100				RPI 101+			
RPI	S	Opponent	Score	RPI	S	Opponent	Score	RPI	S	Opponent	Score	RPI	S	Opponent	Score
6	A	Ohio St.	70 97	27	H	Michigan St.	81 65	55	H	Chattanooga	54 43	109	H	Georgia Tech	69 60
23	A	Purdue	53 63	32	A	DePaul	69 84	71	H	Michigan	77 69	115	A	Minnesota	76 78
				33	N	Ohio	56 63					124	H	Yale	76 60
				36	N	Miami (FL)	75 89					148	A	Wisconsin	69 73
				47	N	West Virginia	64 75					158	H	Samford	65 56
												203	H	Tennessee St.	88 56
												253	N	Austin Peay	90 58
												269	A	Indiana St.	53 50
												325	A	IPFW	79 72
LAST 12 Division I GAMES:															
23	A	Purdue	53 63	115	A	Minnesota	76 78								
6	A	Ohio St.	70 97	27	H	Michigan St.	81 65								
71	H	Michigan	77 69	36	N	Miami (FL)	75 89								
148	A	Wisconsin	69 73	158	H	Samford	65 56								
124	H	Yale	76 60	269	A	Indiana St.	53 50								
47	N	West Virginia	64 75	109	H	Georgia Tech	69 60								

Non-Div I Games:

Indiana

■ Loss,
 ■ Non-Conf,
 ■ S Site,
 ■ H Home
 ■ A Away
 N Neutral

Through Games of Jan. 17, 1918				Through Games of Jan. 17, 1918						
Average RPI Win:	272	WON-LOST	WINNING	LAST 10	STRENGTH OF	OPP. STRENGTH	TEAM	ADJ.	CONF.	ADJ CONF.
Average RPI Loss:	147	RECORD	PCT. RANK	GAMES	SCHEDULE	OF SCHEDULE	RPI	RPI	RPI	RPI
DIV. I ONLY	6- 10	229	4- 6	270	225	269	269	21	21	
DIV. I NON-CONF.	4- 7	222	3- 4	275	241	266	266	18	18	
TOTALS	RPI 1-25	RPI 26-50	W-L RECORDS	RPI 51-100	RPI 101-150	RPI 150+				
6- 10	0- 0	0- 0	OVERALL	0- 3	0- 3	6- 4				
4- 4	0- 0	0- 0	HOME	0- 2	0- 1	4- 1				
2- 5	0- 0	0- 0	AWAY	0- 1	0- 2	2- 2				
0- 1	0- 0	0- 0	NEUTRAL	0- 0	0- 0	0- 1				
4- 7	0- 0	0- 0	NON-CONFERENCE	0- 2	0- 1	4- 4				
2- 3	0- 0	0- 0	HOME	0- 2	0- 0	2- 1				
2- 3	0- 0	0- 0	AWAY	0- 0	0- 1	2- 2				
0- 1	0- 0	0- 0	NEUTRAL	0- 0	0- 0	0- 1				
2- 3	0- 0	0- 0	CONFERENCE	0- 1	0- 2	2- 0				
2- 1	0- 0	0- 0	HOME	0- 0	0- 1	2- 0				
0- 2	0- 0	0- 0	AWAY	0- 1	0- 1	0- 0				
0- 0	0- 0	0- 0	NEUTRAL	0- 0	0- 0	0- 0				

RPI 1-25				RPI 26-50				RPI 51-100				RPI 101+				Team's RPI: 269	
RPI	S	Opponent	Score	RPI	S	Opponent	Score	RPI	S	Opponent	Score	RPI	S	Opponent	Score		
								70	H	Indiana	50	53	108	H	Missouri St.	51	59
								88	H	Saint Louis	52	62	117	A	Central Mich.	65	85
								96	A	Drake	55	80	141	A	UNI	42	53
													152	A	IUPUI	43	68
													159	H	Butler	70	63
													179	A	Northern Ky.	67	73
													193	A	Tulsa	67	63
													256	N	Stephen F. Austin	62	71
													263	H	Omaha	50	51
													292	A	UMKC	77	47
													311	H	Wichita St.	59	33
													335	H	Illinois St.	63	56
													341	H	Eastern Ill.	60	42
LAST 12 Division I GAMES:																	
				335	H	Illinois St.	63	56	141	A	UNI	42	53				
				108	H	Missouri St.	51	59	96	A	Drake	55	80				
				311	H	Wichita St.	59	33	152	A	IUPUI	43	68				
				159	H	Butler	70	63	256	N	Stephen F. Austin	62	71				
				70	H	Indiana	50	53	292	A	UMKC	77	47				
				193	A	Tulsa	67	63	88	H	Saint Louis	52	62				

Non-Div I Games:

Indiana St.

Loss, Non-Conf, S Site, H Home A Away N Neutral

Average RPI Win:	216	WON-LOST	WINNING	LAST 10	STRENGTH OF	OPP. STRENGTH	TEAM	ADJ.	CONF.	ADJ CONF.
Average RPI Loss:	87	RECORD	PCT. RANK	GAMES	SCHEDULE	OF SCHEDULE	RPI	RPI	RPI	RPI
DIV. I ONLY	10- 8	149	7- 3	142	81	119	119	25	25	
DIV. I NON-CONF.	4- 7	222	3- 2	37	19	126	126	24	24	
TOTALS	RPI 1-25	RPI 26-50	W-L RECORDS	RPI 51-100	RPI 101-150	RPI 150+				
10- 8	0- 2	0- 1	OVERALL	1- 2	1- 2	8- 1				
6- 1	0- 0	0- 0	HOME	0- 1	1- 0	5- 0				
3- 5	0- 1	0- 1	AWAY	1- 1	0- 1	2- 1				
1- 2	0- 1	0- 0	NEUTRAL	0- 0	0- 1	1- 0				
4- 7	0- 2	0- 1	NON-CONFERENCE	1- 2	1- 2	2- 0				
2- 1	0- 0	0- 0	HOME	0- 1	1- 0	1- 0				
1- 4	0- 1	0- 1	AWAY	1- 1	0- 1	0- 0				
1- 2	0- 1	0- 0	NEUTRAL	0- 0	0- 1	1- 0				
6- 1	0- 0	0- 0	CONFERENCE	0- 0	0- 0	6- 1				
4- 0	0- 0	0- 0	HOME	0- 0	0- 0	4- 0				
2- 1	0- 0	0- 0	AWAY	0- 0	0- 0	2- 1				
0- 0	0- 0	0- 0	NEUTRAL	0- 0	0- 0	0- 0				

RPI 1-25				RPI 26-50				RPI 51-100				RPI 101+ Team's RPI: 119			
RPI	S	Opponent	Score	RPI	S	Opponent	Score	RPI	S	Opponent	Score	RPI	S	Opponent	Score
17	N	Southern California	56 76	29	A	George Washington	65 70	68	A	Saint Joseph's	81 75	104	A	North Carolina	52 64
20	A	Rutgers	33 58					95	A	Stony Brook	53 58	124	N	Yale	48 63
								98	H	VCU	58 74	143	H	North Texas	62 51
												164	H	ETSU	56 50
												188	H	Canisius	79 56
												208	A	Marist	61 62
												208	H	Marist	69 49
												234	A	Fairfield	56 46
												258	H	Manhattan	67 56
												278	H	Rider	59 46
												302	N	Fairleigh Dickinson	77 54
												318	A	Saint Peter's	65 51
LAST 12 Division I GAMES:															
208	H	Marist	69 49	208	A	Marist	61 62								
318	A	Saint Peter's	65 51	188	H	Canisius	79 56								
258	H	Manhattan	67 56	143	H	North Texas	62 51								
164	H	ETSU	56 50	20	A	Rutgers	33 58								
29	A	George Washington	65 70	278	H	Rider	59 46								
68	A	Saint Joseph's	81 75	234	A	Fairfield	56 46								

Non-Div I Games:

Iona

■ Loss,
 ■ Non-Conf,
 ■ S Site,
 ■ H Home
 ■ A Away
 N Neutral

Through Games of Jan. 17, 1918										
Average RPI Win:	142	WON-LOST	WINNING	LAST 10	STRENGTH OF	OPP. STRENGTH	TEAM	ADJ.	CONF.	ADJ CONF.
Average RPI Loss:	45	RECORD	PCT. RANK	GAMES	SCHEDULE	OF SCHEDULE	RPI	RPI	RPI	RPI
DIV. I ONLY	13- 5	61	6- 4	20	68	21	21	4	4	
DIV. I NON-CONF.	10- 2	33	5- 1	41	159	19	19	4	4	
TOTALS	RPI 1-25	RPI 26-50	W-L RECORDS	RPI 51-100	RPI 101-150	RPI 150+				
13- 5	1- 1	0- 2	OVERALL	5- 2	2- 0	5- 0				
7- 1	1- 1	0- 0	HOME	2- 0	0- 0	4- 0				
4- 3	0- 0	0- 1	AWAY	2- 2	2- 0	0- 0				
2- 1	0- 0	0- 1	NEUTRAL	1- 0	0- 0	1- 0				
10- 2	0- 0	0- 1	NON-CONFERENCE	4- 1	1- 0	5- 0				
6- 0	0- 0	0- 0	HOME	2- 0	0- 0	4- 0				
2- 1	0- 0	0- 0	AWAY	1- 1	1- 0	0- 0				
2- 1	0- 0	0- 1	NEUTRAL	1- 0	0- 0	1- 0				
3- 3	1- 1	0- 1	CONFERENCE	1- 1	1- 0	0- 0				
1- 1	1- 1	0- 0	HOME	0- 0	0- 0	0- 0				
2- 2	0- 0	0- 1	AWAY	1- 1	1- 0	0- 0				
0- 0	0- 0	0- 0	NEUTRAL	0- 0	0- 0	0- 0				

RPI S	Opponent	Score	RPI S	Opponent	Score	RPI S	Opponent	Score	RPI S	Opponent	Score
19	H Maryland	56 76	27	A Michigan St.	73 80	71	A Michigan	75 82	141	A UNI	80 65
20	H Rutgers	69 65	29	N George Washington	77 81	77	A Virginia	85 73	148	A Wisconsin	57 54
						78	A Iowa St.	66 69	174	H North Dakota	83 61
						82	A Nebraska	74 68	190	H Robert Morris	69 50
						83	N Wright St.	83 77	218	N Houston	64 50
						87	H UT Martin	62 56	244	H Western Ill.	96 81
						96	H Drake	89 76	280	H Bradley	60 53
LAST 12 Division I GAMES:											
19	H Maryland	56 76	27	A Michigan St.	73 80						
71	A Michigan	75 82	148	A Wisconsin	57 54						
20	H Rutgers	69 65	78	A Iowa St.	66 69						
82	A Nebraska	74 68	190	H Robert Morris	69 50						
96	H Drake	89 76	77	A Virginia	85 73						
280	H Bradley	60 53	218	N Houston	64 50						

Non-Div I Games:

Iowa

Average RPI Win:	158	WON-LOST	WINNING	LAST 10	STRENGTH OF	OPP. STRENGTH	TEAM	ADJ.	CONF.	ADJ CONF.
Average RPI Loss:	75	RECORD	PCT. RANK	GAMES	SCHEDULE	OF SCHEDULE	RPI	RPI	RPI	RPI
DIV. I ONLY	11- 5	84	8- 2	132	23	78	78	2	2	
DIV. I NON-CONF.	8- 3	78	6- 1	258	49	127	127	3	3	
TOTALS	RPI 1-25	RPI 26-50	W-L RECORDS	RPI 51-100	RPI 101-150	RPI 150+				
11- 5	1- 1	2- 1	OVERALL	0- 1	3- 2	5- 0				
8- 0	1- 0	1- 0	HOME	0- 0	2- 0	4- 0				
2- 3	0- 1	1- 0	AWAY	0- 1	1- 1	0- 0				
1- 2	0- 0	0- 1	NEUTRAL	0- 0	0- 1	1- 0				
8- 3	1- 0	0- 1	NON-CONFERENCE	0- 1	3- 1	4- 0				
6- 0	1- 0	0- 0	HOME	0- 0	2- 0	3- 0				
1- 1	0- 0	0- 0	AWAY	0- 1	1- 0	0- 0				
1- 2	0- 0	0- 1	NEUTRAL	0- 0	0- 1	1- 0				
3- 2	0- 1	2- 0	CONFERENCE	0- 0	0- 1	1- 0				
2- 0	0- 0	1- 0	HOME	0- 0	0- 0	1- 0				
1- 2	0- 1	1- 0	AWAY	0- 0	0- 1	0- 0				
0- 0	0- 0	0- 0	NEUTRAL	0- 0	0- 0	0- 0				

RPI 1-25				RPI 26-50				RPI 51-100 Team's RPI: 78				RPI 101+			
RPI	S	Opponent	Score	RPI	S	Opponent	Score	RPI	S	Opponent	Score	RPI	S	Opponent	Score
8	A	Texas	54 75	28	H	Oklahoma St.	49 42	96	A	Drake	70 74	112	A	Texas Tech	66 69
21	H	Iowa	69 66	42	N	Duke	48 86					118	N	Idaho	65 97
				46	A	Kansas St.	84 79					136	H	Southern U.	86 46
												141	A	UNI	84 75
												145	H	Hampton	95 59
												155	N	Texas St.	83 61
												182	H	Kansas	65 49
												252	H	Northern Ariz.	79 63
												295	H	Alcorn	91 41
												338	H	Ark.-Pine Bluff	70 41
LAST 12 Division I GAMES:															
8	A	Texas	54 75	112	A	Texas Tech	66 69								
28	H	Oklahoma St.	49 42	182	H	Kansas	65 49								
46	A	Kansas St.	84 79	21	H	Iowa	69 66								
252	H	Northern Ariz.	79 63	136	H	Southern U.	86 46								
295	H	Alcorn	91 41	141	A	UNI	84 75								
338	H	Ark.-Pine Bluff	70 41	118	N	Idaho	65 97								

Non-Div I Games:

Iowa St.

■ Loss,
 ■ Non-Conf, S Site,
 ■ Home
 ■ Away
 N Neutral

Average RPI Win:	317	WON-LOST	WINNING	LAST 10	STRENGTH OF	OPP. STRENGTH	TEAM	ADJ.	CONF.	ADJ CONF.
Average RPI Loss:	181	RECORD	PCT. RANK	GAMES	SCHEDULE	OF SCHEDULE	RPI	RPI	RPI	RPI
DIV. I ONLY	6- 7	195	5- 5	342	307	293	293	31	31	
DIV. I NON-CONF.	3- 5	218	2- 3	326	264	295	295	30	30	
TOTALS	RPI 1-25	RPI 26-50	W-L RECORDS	RPI 51-100	RPI 101-150	RPI 150+				
6- 7	0- 1	0- 0	OVERALL	0- 1	0- 2	6- 3				
4- 2	0- 0	0- 0	HOME	0- 0	0- 0	4- 2				
2- 5	0- 1	0- 0	AWAY	0- 1	0- 2	2- 1				
0- 0	0- 0	0- 0	NEUTRAL	0- 0	0- 0	0- 0				
3- 5	0- 1	0- 0	NON-CONFERENCE	0- 1	0- 1	3- 2				
2- 1	0- 0	0- 0	HOME	0- 0	0- 0	2- 1				
1- 4	0- 1	0- 0	AWAY	0- 1	0- 1	1- 1				
0- 0	0- 0	0- 0	NEUTRAL	0- 0	0- 0	0- 0				
3- 2	0- 0	0- 0	CONFERENCE	0- 0	0- 1	3- 1				
2- 1	0- 0	0- 0	HOME	0- 0	0- 0	2- 1				
1- 1	0- 0	0- 0	AWAY	0- 0	0- 1	1- 0				
0- 0	0- 0	0- 0	NEUTRAL	0- 0	0- 0	0- 0				

RPI 1-25				RPI 26-50				RPI 51-100				RPI 101+ Team's RPI: 293			
RPI	S	Opponent	Score	RPI	S	Opponent	Score	RPI	S	Opponent	Score	RPI	S	Opponent	Score
7	A	Kentucky	24 92					74	A	Tulane	49 92	122	A	Northwestern St.	54 59
												136	A	Southern U.	57 84
												255	H	Texas Southern	36 62
												295	A	Alcorn	73 66
												304	A	Southeastern La.	79 72
												305	H	Jacksonville St.	71 65
												315	H	Lipscomb	53 52
												331	H	Chicago St.	59 76
												340	H	Alabama St.	70 69
												342	A	New Orleans	68 85
												345	H	Alabama A&M	59 58
LAST 12 Division I GAMES:															
295	A	Alcorn	73 66	255	H	Texas Southern	36 62	136	A	Southern U.	57 84	331	H	Chicago St.	59 76
345	H	Alabama A&M	59 58	340	H	Alabama St.	70 69	342	A	New Orleans	68 85	7	A	Kentucky	24 92
315	H	Lipscomb	53 52	345	H	Alabama A&M	59 58	305	H	Jacksonville St.	71 65				
122	A	Northwestern St.	54 59	340	H	Alabama St.	70 69								
304	A	Southeastern La.	79 72	315	H	Lipscomb	53 52								

Non-Div I Games: Fisk 78 58 Blue Mountain 74 52 Mobile 100 57

Jackson St.

Loss, Non-Conf, S Site, H Home A Away N Neutral

Jacksonville

Through Games Of Jan. 17, 2016

Average RPI Win:	300	WON-LOST	WINNING	LAST 10	STRENGTH OF	OPP. STRENGTH	TEAM	ADJ.	CONF.	ADJ CONF.
Average RPI Loss:	132	RECORD	PCT. RANK	GAMES	SCHEDULE	OF SCHEDULE	RPI	RPI	RPI	RPI
DIV. I ONLY	8- 7	154	7- 3	323	207	219	219	28	28	
DIV. I NON-CONF.	6- 7	176	5- 4	284	218	215	215	28	28	
TOTALS	RPI 1-25	RPI 26-50	W-L RECORDS	RPI 51-100	RPI 101-150	RPI 150+				
8- 7	0- 2	0- 1	OVERALL	0- 0	0- 0	8- 4				
5- 0	0- 0	0- 0	HOME	0- 0	0- 0	5- 0				
2- 6	0- 1	0- 1	AWAY	0- 0	0- 0	2- 1				
1- 1	0- 0	0- 0	NEUTRAL	0- 0	0- 0	1- 1				
6- 7	0- 2	0- 1	NON-CONFERENCE	0- 0	0- 0	6- 4				
4- 0	0- 0	0- 0	HOME	0- 0	0- 0	4- 0				
1- 6	0- 2	0- 1	AWAY	0- 0	0- 0	1- 3				
1- 1	0- 0	0- 0	NEUTRAL	0- 0	0- 0	1- 1				
2- 0	0- 0	0- 0	CONFERENCE	0- 0	0- 0	2- 0				
1- 0	0- 0	0- 0	HOME	0- 0	0- 0	1- 0				
1- 0	0- 0	0- 0	AWAY	0- 0	0- 0	1- 0				
0- 0	0- 0	0- 0	NEUTRAL	0- 0	0- 0	0- 0				

RPI 1-25				RPI 26-50				RPI 51-100				RPI 101+ Team's RPI: 219			
RPI	S	Opponent	Score	RPI	S	Opponent	Score	RPI	S	Opponent	Score	RPI	S	Opponent	Score
22	A	South Fla.	52 74	30	A	Syracuse	49 65					169	A	Texas-Arlington	54 56
24	A	Florida St.	60 77									181	A	Wake Forest	51 57
												248	A	UNCW	49 51
												251	N	Bowling Green	69 72
												260	A	Bethune-Cookman	63 53
												285	H	Savannah St.	65 52
												289	H	South Carolina St.	79 47
												299	H	Murray St.	79 54
												308	A	North Florida	73 39
												315	H	Lipscomb	81 51
												321	H	FIU	80 44
												323	N	Dartmouth	51 44
LAST 12 Division I GAMES:															
285	H	Savannah St.	65 52	315	H	Lipscomb	81 51								
289	H	South Carolina St.	79 47	308	A	North Florida	73 39								
24	A	Florida St.	60 77	260	A	Bethune-Cookman	63 53								
30	A	Syracuse	49 65	321	H	FIU	80 44								
299	H	Murray St.	79 54	251	N	Bowling Green	69 72								
181	A	Wake Forest	51 57	248	A	UNCW	49 51								

Non-Div I Games: Edward Waters 90 51 Thomas (GA) 88 50

Jacksonville

Loss, Non-Conf, S Site, H Home A Away N Neutral

Average RPI Win:	306	WON-LOST	WINNING	LAST 10	STRENGTH OF	OPP. STRENGTH	TEAM	ADJ.	CONF.	ADJ CONF.
Average RPI Loss:	187	RECORD	PCT. RANK	GAMES	SCHEDULE	OF SCHEDULE	RPI	RPI	RPI	RPI
DIV. I ONLY	6- 11	246	4- 5	331	289	305	305	23	23	
DIV. I NON-CONF.	4- 7	222	3- 2	317	322	300	300	22	22	
TOTALS	RPI 1-25	RPI 26-50	W-L RECORDS	RPI 51-100	RPI 101-150	RPI 150+				
6- 11	0- 1	0- 0	OVERALL	0- 1	0- 1	6- 8				
4- 3	0- 0	0- 0	HOME	0- 1	0- 0	4- 2				
2- 8	0- 1	0- 0	AWAY	0- 0	0- 1	2- 6				
0- 0	0- 0	0- 0	NEUTRAL	0- 0	0- 0	0- 0				
4- 7	0- 1	0- 0	NON-CONFERENCE	0- 0	0- 1	4- 5				
3- 1	0- 0	0- 0	HOME	0- 0	0- 0	3- 1				
1- 6	0- 1	0- 0	AWAY	0- 0	0- 1	1- 4				
0- 0	0- 0	0- 0	NEUTRAL	0- 0	0- 0	0- 0				
2- 4	0- 0	0- 0	CONFERENCE	0- 1	0- 0	2- 3				
1- 2	0- 0	0- 0	HOME	0- 1	0- 0	1- 1				
1- 2	0- 0	0- 0	AWAY	0- 0	0- 0	1- 2				
0- 0	0- 0	0- 0	NEUTRAL	0- 0	0- 0	0- 0				

RPI 1-25				RPI 26-50				RPI 51-100				RPI 101+ Team's RPI: 305			
RPI	S	Opponent	Score	RPI	S	Opponent	Score	RPI	S	Opponent	Score	RPI	S	Opponent	Score
23	A	Purdue	48 67					87	H	UT Martin	53 63	143	A	Mercer	39 46
												158	H	Samford	39 50
												160	A	Memphis	55 70
												162	H	SIUE	57 62
												166	A	Southeast Mo. St.	47 61
												253	A	Austin Peay	59 61
												285	H	Savannah St.	50 35
												287	H	Kennesaw St.	61 52
												293	A	Jackson St.	65 71
												295	H	Alcorn	67 65
												299	A	Murray St.	74 71
												301	A	Wofford	54 66
												312	A	Ga. Southern	56 60
												327	A	Nicholls St.	63 49
												341	H	Eastern Ill.	60 52
LAST 12 Division I GAMES:															
299	A	Murray St.	74 71	87	H	UT Martin	53 63								
253	A	Austin Peay	59 61	166	A	Southeast Mo. St.	47 61								
341	H	Eastern Ill.	60 52	285	H	Savannah St.	50 35								
162	H	SIUE	57 62	312	A	Ga. Southern	56 60								
143	A	Mercer	39 46	295	H	Alcorn	67 65								
327	A	Nicholls St.	63 49	301	A	Wofford	54 66								

Non-Div I Games: Tuskegee 74 47

Jacksonville St.

■ Loss,
 ■ Non-Conf, S Site,
 ■ Home
 ■ Away
 N Neutral

Average RPI Win:	185	WON-LOST	WINNING	LAST 10	STRENGTH OF	OPP. STRENGTH	TEAM	ADJ.	CONF.	ADJ CONF.
Average RPI Loss:	50	RECORD	PCT. RANK	GAMES	SCHEDULE	OF SCHEDULE	RPI	RPI	RPI	RPI
DIV. I ONLY	11- 5	84	6- 4	117	59	76	76	13	13	
DIV. I NON-CONF.	7- 4	110	4- 3	113	41	87	87	12	12	
TOTALS	RPI 1-25	RPI 26-50	W-L RECORDS	RPI 51-100	RPI 101-150	RPI 150+				
11- 5	0- 2	0- 2	OVERALL	1- 0	3- 0	7- 1				
8- 0	0- 0	0- 0	HOME	0- 0	2- 0	6- 0				
3- 3	0- 1	0- 1	AWAY	1- 0	1- 0	1- 1				
0- 2	0- 1	0- 1	NEUTRAL	0- 0	0- 0	0- 0				
7- 4	0- 2	0- 2	NON-CONFERENCE	0- 0	2- 0	5- 0				
5- 0	0- 0	0- 0	HOME	0- 0	1- 0	4- 0				
2- 2	0- 1	0- 1	AWAY	0- 0	1- 0	1- 0				
0- 2	0- 1	0- 1	NEUTRAL	0- 0	0- 0	0- 0				
4- 1	0- 0	0- 0	CONFERENCE	1- 0	1- 0	2- 1				
3- 0	0- 0	0- 0	HOME	0- 0	1- 0	2- 0				
1- 1	0- 0	0- 0	AWAY	1- 0	0- 0	0- 1				
0- 0	0- 0	0- 0	NEUTRAL	0- 0	0- 0	0- 0				

RPI 1-25				RPI 26-50				RPI 51-100				RPI 101+			
RPI	S	Opponent	Score	RPI	S	Opponent	Score	RPI	S	Opponent	Score	RPI	S	Opponent	Score
3	N	Baylor	63 77	39	A	St. Bonaventure	45 56	92	A	Elon	81 76	105	H	Drexel	67 56
9	A	UCLA	61 90	47	N	West Virginia	62 69					132	H	Liberty	72 56
												145	A	Hampton	68 56
												153	A	William & Mary	59 65
												183	H	Davidson	87 45
												195	H	Col. of Charleston	83 61
												202	H	Northeastern	85 62
												224	A	Richmond	73 47
												229	H	American	74 45
												230	H	Morgan St.	92 31
												303	H	Longwood	88 30
LAST 12 Division I GAMES:															
				92	A	Elon	81 76	202	H	Northeastern	85 62				
				195	H	Col. of Charleston	83 61	105	H	Drexel	67 56				
				153	A	William & Mary	59 65	224	A	Richmond	73 47				
				183	H	Davidson	87 45	39	A	St. Bonaventure	45 56				
				3	N	Baylor	63 77	229	H	American	74 45				
				47	N	West Virginia	62 69	145	A	Hampton	68 56				

Non-Div I Games:

James Madison

Kansas

Through Games Of Jan. 17, 2016

Average RPI Win:	201	WON-LOST	WINNING	LAST 10	STRENGTH OF	OPP. STRENGTH	TEAM	ADJ.	CONF.	ADJ CONF.
Average RPI Loss:	80	RECORD	PCT. RANK	GAMES	SCHEDULE	OF SCHEDULE	RPI	RPI	RPI	RPI
DIV. I ONLY	5- 12	269	1- 9	23	111	182	182	2	2	
DIV. I NON-CONF.	5- 6	180	2- 4	131	213	212	212	3	3	
TOTALS	RPI 1-25	RPI 26-50	W-L RECORDS	RPI 51-100	RPI 101-150	RPI 150+				
5- 12	0- 2	0- 4	OVERALL	0- 3	1- 2	4- 1				
4- 7	0- 2	0- 2	HOME	0- 1	1- 1	3- 1				
0- 5	0- 0	0- 2	AWAY	0- 2	0- 1	0- 0				
1- 0	0- 0	0- 0	NEUTRAL	0- 0	0- 0	1- 0				
5- 6	0- 0	0- 1	NON-CONFERENCE	0- 2	1- 2	4- 1				
4- 4	0- 0	0- 1	HOME	0- 1	1- 1	3- 1				
0- 2	0- 0	0- 0	AWAY	0- 1	0- 1	0- 0				
1- 0	0- 0	0- 0	NEUTRAL	0- 0	0- 0	1- 0				
0- 6	0- 2	0- 3	CONFERENCE	0- 1	0- 0	0- 0				
0- 3	0- 2	0- 1	HOME	0- 0	0- 0	0- 0				
0- 3	0- 0	0- 2	AWAY	0- 1	0- 0	0- 0				
0- 0	0- 0	0- 0	NEUTRAL	0- 0	0- 0	0- 0				

RPI	S	Opponent	Score	RPI	S	Opponent	Score	RPI	S	Opponent	Score	RPI	S	Opponent	Score	Team's RPI: 182
3	H	Baylor	40 58	34	A	Oklahoma	44 67	51	H	Washington St.	53 66	103	H	Creighton	67 54	
8	H	Texas	38 75	44	H	St. John's (NY)	71 86	78	A	Iowa St.	49 65	130	A	SMU	64 73	
				47	A	West Virginia	35 72	80	A	Arizona	52 67	142	H	Oral Roberts	63 70	
				47	H	West Virginia	45 65					160	H	Memphis	72 63	
												237	N	Northern Ill.	66 58	
												250	H	Navy	61 54	
												255	H	Texas Southern	72 65	
												292	H	UMKC	44 47	
LAST 12 Division I GAMES:																
78	A	Iowa St.	49 65	47	A	West Virginia	35 72									
3	H	Baylor	40 58	8	H	Texas	38 75									
47	H	West Virginia	45 65	250	H	Navy	61 54									
34	A	Oklahoma	44 67	292	H	UMKC	44 47									
142	H	Oral Roberts	63 70	44	H	St. John's (NY)	71 86									
51	H	Washington St.	53 66	103	H	Creighton	67 54									

Non-Div I Games:

Kansas

Loss, Non-Conf, S Site, H Home A Away N Neutral

Average RPI Win:	149	WON-LOST	WINNING	LAST 10	STRENGTH OF	OPP. STRENGTH	TEAM	ADJ.	CONF.	ADJ CONF.
Average RPI Loss:	49	RECORD	PCT. RANK	GAMES	SCHEDULE	OF SCHEDULE	RPI	RPI	RPI	RPI
DIV. I ONLY	12- 5	74	6- 4	25	84	46	46	2	2	
DIV. I NON-CONF.	10- 1	19	6- 0	78	154	15	15	3	3	
TOTALS	RPI 1-25	RPI 26-50	W-L RECORDS	RPI 51-100	RPI 101-150	RPI 150+				
12- 5	1- 1	1- 2	OVERALL	2- 2	2- 0	6- 0				
10- 2	1- 0	1- 1	HOME	2- 1	2- 0	4- 0				
2- 3	0- 1	0- 1	AWAY	0- 1	0- 0	2- 0				
0- 0	0- 0	0- 0	NEUTRAL	0- 0	0- 0	0- 0				
10- 1	1- 1	0- 0	NON-CONFERENCE	1- 0	2- 0	6- 0				
8- 0	1- 0	0- 0	HOME	1- 0	2- 0	4- 0				
2- 1	0- 1	0- 0	AWAY	0- 0	0- 0	2- 0				
0- 0	0- 0	0- 0	NEUTRAL	0- 0	0- 0	0- 0				
2- 4	0- 0	1- 2	CONFERENCE	1- 2	0- 0	0- 0				
2- 2	0- 0	1- 1	HOME	1- 1	0- 0	0- 0				
0- 2	0- 0	0- 1	AWAY	0- 1	0- 0	0- 0				
0- 0	0- 0	0- 0	NEUTRAL	0- 0	0- 0	0- 0				

RPI 1-25				RPI 26-50				Team's RPI: 46	RPI 51-100				RPI 101+			
RPI	S	Opponent	Score	RPI	S	Opponent	Score		RPI	S	Opponent	Score	RPI	S	Opponent	Score
2	A	UConn	57 97	28	H	Oklahoma St.	47 44		78	H	Iowa St.	79 84	110	H	Fla. Atlantic	102 53
18	H	Abilene Christian	76 45	34	A	Oklahoma	58 68		81	H	South Dakota	84 81	136	H	Southern U.	59 47
				47	H	West Virginia	53 72		84	A	TCU	73 87	163	H	UTRGV	61 43
									84	H	TCU	58 49	169	H	Texas-Arlington	61 41
LAST 12 Division I GAMES:																
34	A	Oklahoma	58 68	84	H	TCU	58 49		110	H	Fla. Atlantic	102 53	163	H	UTRGV	61 43
47	H	West Virginia	53 72	28	H	Oklahoma St.	47 44		169	H	Texas-Arlington	61 41	193	A	Tulsa	75 67
84	A	TCU	73 87	110	H	Fla. Atlantic	102 53		233	H	Sam Houston St.	78 50	244	H	Western Ill.	84 45
78	H	Iowa St.	79 84	163	H	UTRGV	61 43		331	A	Chicago St.	63 54	331	A	Chicago St.	63 54
244	H	Western Ill.	84 45	331	A	Chicago St.	63 54		169	H	Texas-Arlington	61 41				
233	H	Sam Houston St.	78 50													

Non-Div I Games:

Kansas St.

Average RPI Win:	294	WON-LOST	WINNING	LAST 10	STRENGTH OF	OPP. STRENGTH	TEAM	ADJ.	CONF.	ADJ CONF.
Average RPI Loss:	202	RECORD	PCT. RANK	GAMES	SCHEDULE	OF SCHEDULE	RPI	RPI	RPI	RPI
DIV. I ONLY	6- 10	229	3- 6	305	320	287	287	28	28	
DIV. I NON-CONF.	4- 10	253	3- 6	264	334	312	312	28	28	
TOTALS	RPI 1-25	RPI 26-50	W-L RECORDS	RPI 51-100	RPI 101-150	RPI 150+				
6- 10	0- 0	0- 2	OVERALL	0- 0	0- 2	6- 6				
5- 2	0- 0	0- 0	HOME	0- 0	0- 1	5- 1				
1- 8	0- 0	0- 2	AWAY	0- 0	0- 1	1- 5				
0- 0	0- 0	0- 0	NEUTRAL	0- 0	0- 0	0- 0				
4- 10	0- 0	0- 2	NON-CONFERENCE	0- 0	0- 2	4- 6				
4- 2	0- 0	0- 0	HOME	0- 0	0- 1	4- 1				
0- 8	0- 0	0- 2	AWAY	0- 0	0- 1	0- 5				
0- 0	0- 0	0- 0	NEUTRAL	0- 0	0- 0	0- 0				
2- 0	0- 0	0- 0	CONFERENCE	0- 0	0- 0	2- 0				
1- 0	0- 0	0- 0	HOME	0- 0	0- 0	1- 0				
1- 0	0- 0	0- 0	AWAY	0- 0	0- 0	1- 0				
0- 0	0- 0	0- 0	NEUTRAL	0- 0	0- 0	0- 0				

RPI 1-25				RPI 26-50				RPI 51-100				RPI 101+ Team's RPI: 287			
RPI	S	Opponent	Score	RPI	S	Opponent	Score	RPI	S	Opponent	Score	RPI	S	Opponent	Score
				38	A	Florida	57 84					134	A	Xavier	59 62
				41	A	Georgia	34 89					143	H	Mercer	61 72
												209	A	Gardner-Webb	56 70
												232	H	Presbyterian	49 47
												253	H	Austin Peay	73 65
												257	H	Georgia St.	62 66
												281	A	Morehead St.	77 83
												301	A	Wofford	59 70
												305	A	Jacksonville St.	52 61
												307	A	Florida A&M	67 69
												308	A	North Florida	70 55
												314	H	Western Caro.	65 53
												315	H	Lipscomb	55 54
												342	H	New Orleans	60 53
LAST 12 Division I GAMES:															
				301	A	Wofford	59 70	308	A	North Florida	70 55				
				134	A	Xavier	59 62	315	H	Lipscomb	55 54				
				281	A	Morehead St.	77 83	41	A	Georgia	34 89				
				209	A	Gardner-Webb	56 70	342	H	New Orleans	60 53				
				253	H	Austin Peay	73 65	314	H	Western Caro.	65 53				
				143	H	Mercer	61 72	307	A	Florida A&M	67 69				

Non-Div I Games: Thomas (GA) 70 41

Kennesaw St.

Loss, Non-Conf, S Site, H Home A Away N Neutral

Average RPI Win:	305	WON-LOST	WINNING	LAST 10	STRENGTH OF	OPP. STRENGTH	TEAM	ADJ.	CONF.	ADJ CONF.
Average RPI Loss:	155	RECORD	PCT. RANK	GAMES	SCHEDULE	OF SCHEDULE	RPI	RPI	RPI	RPI
DIV. I ONLY	2- 12	321	1- 9	210	247	322	322	10	10	
DIV. I NON-CONF.	2- 7	280	1- 5	295	329	343	343	11	11	
TOTALS	RPI 1-25	RPI 26-50	W-L RECORDS	RPI 51-100	RPI 101-150	RPI 150+				
2- 12	0- 0	0- 0	OVERALL	0- 4	0- 4	2- 4				
2- 5	0- 0	0- 0	HOME	0- 2	0- 1	2- 2				
0- 7	0- 0	0- 0	AWAY	0- 2	0- 3	0- 2				
0- 0	0- 0	0- 0	NEUTRAL	0- 0	0- 0	0- 0				
2- 7	0- 0	0- 0	NON-CONFERENCE	0- 2	0- 1	2- 4				
2- 4	0- 0	0- 0	HOME	0- 1	0- 1	2- 2				
0- 3	0- 0	0- 0	AWAY	0- 1	0- 0	0- 2				
0- 0	0- 0	0- 0	NEUTRAL	0- 0	0- 0	0- 0				
0- 5	0- 0	0- 0	CONFERENCE	0- 2	0- 3	0- 0				
0- 1	0- 0	0- 0	HOME	0- 1	0- 0	0- 0				
0- 4	0- 0	0- 0	AWAY	0- 1	0- 3	0- 0				
0- 0	0- 0	0- 0	NEUTRAL	0- 0	0- 0	0- 0				

RPI 1-25				RPI 26-50				RPI 51-100				RPI 101+				Team's RPI: 322	
RPI	S	Opponent	Score	RPI	S	Opponent	Score	RPI	S	Opponent	Score	RPI	S	Opponent	Score		
								83	H	Wright St.	68	73	102	A	Western Mich.	52	73
								86	A	Eastern Mich.	51	72	111	A	Toledo	67	73
								90	A	Youngstown St.	61	91	115	H	Minnesota	73	85
								94	H	Buffalo	66	77	117	A	Central Mich.	61	81
													170	H	Brown	57	62
													275	H	Colgate	76	71
													280	A	Bradley	60	68
													284	H	Cleveland St.	49	60
													325	A	IPFW	68	86
													334	H	North Dakota St.	75	54
LAST 12 Division I GAMES:																	
				94	H	Buffalo	66	77	86	A	Eastern Mich.	51	72				
				111	A	Toledo	67	73	102	A	Western Mich.	52	73				
				117	A	Central Mich.	61	81	334	H	North Dakota St.	75	54				
				170	H	Brown	57	62	284	H	Cleveland St.	49	60				
				90	A	Youngstown St.	61	91	115	H	Minnesota	73	85				
				280	A	Bradley	60	68	325	A	IPFW	68	86				

Non-Div I Games: Malone 73 59

Kent St.

Kentucky

Through Games Of Jan. 17, 2016

Average RPI Win:	131	WON-LOST	WINNING	LAST 10	STRENGTH OF	OPP. STRENGTH	TEAM	ADJ.	CONF.	ADJ CONF.
Average RPI Loss:	32	RECORD	PCT. RANK	GAMES	SCHEDULE	OF SCHEDULE	RPI	RPI	RPI	RPI
DIV. I ONLY	14- 2	15	8- 2	16	44	7	7	3	3	
DIV. I NON-CONF.	11- 0	1	7- 0	84	59	5	5	2	2	
TOTALS	RPI 1-25	RPI 26-50	W-L RECORDS	RPI 51-100	RPI 101-150	RPI 150+				
14- 2	2- 1	2- 0	OVERALL	3- 1	2- 0	5- 0				
10- 1	1- 1	1- 0	HOME	2- 0	2- 0	4- 0				
4- 1	1- 0	1- 0	AWAY	1- 1	0- 0	1- 0				
0- 0	0- 0	0- 0	NEUTRAL	0- 0	0- 0	0- 0				
11- 0	2- 0	1- 0	NON-CONFERENCE	2- 0	1- 0	5- 0				
8- 0	1- 0	1- 0	HOME	1- 0	1- 0	4- 0				
3- 0	1- 0	0- 0	AWAY	1- 0	0- 0	1- 0				
0- 0	0- 0	0- 0	NEUTRAL	0- 0	0- 0	0- 0				
3- 2	0- 1	1- 0	CONFERENCE	1- 1	1- 0	0- 0				
2- 1	0- 1	0- 0	HOME	1- 0	1- 0	0- 0				
1- 1	0- 0	1- 0	AWAY	0- 1	0- 0	0- 0				
0- 0	0- 0	0- 0	NEUTRAL	0- 0	0- 0	0- 0				

RPI	S	Opponent	Score	RPI	S	Opponent	Score	RPI	S	Opponent	Score	RPI	S	Opponent	Score
4	H	South Carolina	62 73	41	A	Georgia	64 53	59	A	Auburn	61 66	133	H	Alabama	73 48
11	A	Arizona St.	68 64	42	H	Duke	71 61	59	H	Auburn	54 47	149	H	Colorado	86 61
15	H	Louisville	72 54					86	H	Eastern Mich.	89 67	179	A	Northern Ky.	84 65
								97	A	Middle Tenn.	68 52	203	H	Tennessee St.	81 39
												245	H	Rice	72 39
												281	H	Morehead St.	112 57
												293	H	Jackson St.	92 24
LAST 12 Division I GAMES:															
41	A	Georgia	64 53	59	H	Auburn	54 47	4	H	South Carolina	62 73				
133	H	Alabama	73 48					15	H	Louisville	72 54				
59	A	Auburn	61 66					179	A	Northern Ky.	84 65				
203	H	Tennessee St.	81 39					293	H	Jackson St.	92 24				
42	H	Duke	71 61					86	H	Eastern Mich.	89 67				
97	A	Middle Tenn.	68 52												

Non-Div I Games:

Kentucky

Loss,
Non-Conf, S Site,
H Home
A Away
N Neutral

LIU Brooklyn

Through Games Of Jan. 17, 2016

Average RPI Win:	297	WON-LOST	WINNING	LAST 10	STRENGTH OF	OPP. STRENGTH	TEAM	ADJ.	CONF.	ADJ CONF.
Average RPI Loss:	204	RECORD	PCT. RANK	GAMES	SCHEDULE	OF SCHEDULE	RPI	RPI	RPI	RPI
DIV. I ONLY	4- 12	290	2- 8	299	331	310	310	32	32	
DIV. I NON-CONF.	2- 9	296	1- 6	285	295	321	321	32	32	
TOTALS	RPI 1-25	RPI 26-50	W-L RECORDS	RPI 51-100	RPI 101-150	RPI 150+				
4- 12	0- 1	0- 0	OVERALL	0- 2	0- 0	4- 9				
0- 7	0- 1	0- 0	HOME	0- 0	0- 0	0- 6				
4- 3	0- 0	0- 0	AWAY	0- 2	0- 0	4- 1				
0- 2	0- 0	0- 0	NEUTRAL	0- 0	0- 0	0- 2				
2- 9	0- 1	0- 0	NON-CONFERENCE	0- 2	0- 0	2- 6				
0- 5	0- 1	0- 0	HOME	0- 0	0- 0	0- 4				
2- 2	0- 0	0- 0	AWAY	0- 2	0- 0	2- 0				
0- 2	0- 0	0- 0	NEUTRAL	0- 0	0- 0	0- 2				
2- 3	0- 0	0- 0	CONFERENCE	0- 0	0- 0	2- 3				
0- 2	0- 0	0- 0	HOME	0- 0	0- 0	0- 2				
2- 1	0- 0	0- 0	AWAY	0- 0	0- 0	2- 1				
0- 0	0- 0	0- 0	NEUTRAL	0- 0	0- 0	0- 0				

RPI 1-25				RPI 26-50				RPI 51-100				RPI 101+ Team's RPI: 310			
RPI	S	Opponent	Score	RPI	S	Opponent	Score	RPI	S	Opponent	Score	RPI	S	Opponent	Score
24	H	Florida St.	42 78					94	A	Buffalo	38 55	190	H	Robert Morris	49 52
								95	A	Stony Brook	54 71	197	H	Columbia	74 84
												233	H	Sam Houston St.	56 63
												240	A	Bryant	55 63
												242	N	Miami (OH)	49 68
												250	A	Navy	68 66
												260	N	Bethune-Cookman	55 68
												265	H	Saint Francis (PA)	75 84
												275	H	Colgate	53 63
												294	A	Howard	89 72
												306	A	Central Conn. St.	59 45
												336	A	Mt. St. Mary's	61 51
												337	H	NJIT	44 53
LAST 12 Division I GAMES:															
265	H	Saint Francis (PA)	75 84	240	A	Bryant	55 63								
306	A	Central Conn. St.	59 45	190	H	Robert Morris	49 52								
336	A	Mt. St. Mary's	61 51	197	H	Columbia	74 84								
260	N	Bethune-Cookman	55 68	337	H	NJIT	44 53								
242	N	Miami (OH)	49 68	275	H	Colgate	53 63								
95	A	Stony Brook	54 71	250	A	Navy	68 66								

Non-Div I Games:

LIU Brooklyn

■ Loss,
 ■ Non-Conf,
 S Site,
 ■ Home
 ■ Away
 N Neutral

Average RPI Win:	215	WON-LOST	WINNING	LAST 10	STRENGTH OF	OPP. STRENGTH	TEAM	ADJ.	CONF.	ADJ CONF.
Average RPI Loss:	75	RECORD	PCT. RANK	GAMES	SCHEDULE	OF SCHEDULE	RPI	RPI	RPI	RPI
DIV. I ONLY	7- 11	221	3- 7	28	124	127	127	3	3	
DIV. I NON-CONF.	6- 7	176	3- 4	61	157	134	134	2	2	
TOTALS	RPI 1-25	RPI 26-50	W-L RECORDS	RPI 51-100	RPI 101-150	RPI 150+				
7- 11	0- 3	0- 2	OVERALL	0- 2	1- 2	6- 2				
5- 2	0- 0	0- 1	HOME	0- 0	1- 0	4- 1				
1- 7	0- 2	0- 1	AWAY	0- 2	0- 1	1- 1				
1- 2	0- 1	0- 0	NEUTRAL	0- 0	0- 1	1- 0				
6- 7	0- 3	0- 0	NON-CONFERENCE	0- 1	1- 1	5- 2				
4- 1	0- 0	0- 0	HOME	0- 0	1- 0	3- 1				
1- 4	0- 2	0- 0	AWAY	0- 1	0- 0	1- 1				
1- 2	0- 1	0- 0	NEUTRAL	0- 0	0- 1	1- 0				
1- 4	0- 0	0- 2	CONFERENCE	0- 1	0- 1	1- 0				
1- 1	0- 0	0- 1	HOME	0- 0	0- 0	1- 0				
0- 3	0- 0	0- 1	AWAY	0- 1	0- 1	0- 0				
0- 0	0- 0	0- 0	NEUTRAL	0- 0	0- 0	0- 0				

RPI 1-25				RPI 26-50				RPI 51-100				RPI 101+ Team's RPI: 127			
RPI	S	Opponent	Score	RPI	S	Opponent	Score	RPI	S	Opponent	Score	RPI	S	Opponent	Score
2	A	UConn	40 86	31	H	Texas A&M	35 53	54	A	Vanderbilt	42 58	106	N	Maine	41 52
20	A	Rutgers	57 69	38	A	Florida	45 53	74	A	Tulane	63 67	133	A	Alabama	45 62
23	N	Purdue	52 69									139	H	Long Beach St.	59 53
												158	H	Samford	44 47
												172	H	Ole Miss	76 57
												181	A	Wake Forest	57 60
												204	A	Little Rock	57 51
												208	N	Marist	72 49
												254	H	UC Santa Barbara	68 50
												255	H	Texas Southern	86 36
												270	H	La.-Monroe	61 54
LAST 12 Division I GAMES:															
31	H	Texas A&M	35 53	38	A	Florida	45 53	54	A	Vanderbilt	42 58	254	H	UC Santa Barbara	68 50
172	H	Ole Miss	76 57	54	A	Vanderbilt	42 58	255	H	Texas Southern	86 36	106	N	Maine	41 52
133	A	Alabama	45 62	208	N	Marist	72 49								
158	H	Samford	44 47												
2	A	UConn	40 86												
20	A	Rutgers	57 69												

Non-Div I Games:

LSU

■ Loss,
■ Non-Conf,
■ S Site,
■ H Home
■ A Away
N Neutral

Average RPI Win:	319	WON-LOST	WINNING	LAST 10	STRENGTH OF	OPP. STRENGTH	TEAM	ADJ.	CONF.	ADJ CONF.
Average RPI Loss:	151	RECORD	PCT. RANK	GAMES	SCHEDULE	OF SCHEDULE	RPI	RPI	RPI	RPI
DIV. I ONLY	3- 14	316	2- 8	195	244	283	283	9	9	
DIV. I NON-CONF.	3- 9	272	3- 4	222	293	271	271	8	8	
TOTALS	RPI 1-25	RPI 26-50	W-L RECORDS	RPI 51-100	RPI 101-150	RPI 150+				
3- 14	0- 0	0- 3	OVERALL	0- 1	0- 1	3- 9				
0- 7	0- 0	0- 1	HOME	0- 1	0- 1	0- 4				
2- 6	0- 0	0- 2	AWAY	0- 0	0- 0	2- 4				
1- 1	0- 0	0- 0	NEUTRAL	0- 0	0- 0	1- 1				
3- 9	0- 0	0- 2	NON-CONFERENCE	0- 1	0- 1	3- 5				
0- 4	0- 0	0- 1	HOME	0- 1	0- 1	0- 1				
2- 4	0- 0	0- 1	AWAY	0- 0	0- 0	2- 3				
1- 1	0- 0	0- 0	NEUTRAL	0- 0	0- 0	1- 1				
0- 5	0- 0	0- 1	CONFERENCE	0- 0	0- 0	0- 4				
0- 3	0- 0	0- 0	HOME	0- 0	0- 0	0- 3				
0- 2	0- 0	0- 1	AWAY	0- 0	0- 0	0- 1				
0- 0	0- 0	0- 0	NEUTRAL	0- 0	0- 0	0- 0				

RPI S	Opponent	Score	RPI S	Opponent	Score	RPI S	Opponent	Score	RPI S	Opponent	Score	Team's RPI: 283
			29 A	George Washington	59 83	85 H	Temple	48 77	143 H	North Texas	63 69	
			36 A	Miami (FL)	58 86				173 A	George Mason	70 79	
			50 H	Villanova	56 67				181 A	Wake Forest	53 61	
									183 H	Davidson	58 66	
									185 H	Rhode Island	61 72	
									187 A	UMBC	29 60	
									190 H	Robert Morris	45 76	
									216 N	Milwaukee	53 69	
									224 H	Richmond	43 60	
									234 A	Fairfield	59 62	
									294 A	Howard	71 68	
									316 A	Monmouth	65 50	
									347 N	Norfolk St.	67 59	
LAST 12 Division I GAMES:												
			173 A	George Mason	70 79	185 H	Rhode Island	61 72				
			183 H	Davidson	58 66	29 A	George Washington	59 83				
			224 H	Richmond	43 60	143 H	North Texas	63 69				
			316 A	Monmouth	65 50	187 A	UMBC	29 60				
			347 N	Norfolk St.	67 59	294 A	Howard	71 68				
			50 H	Villanova	56 67	36 A	Miami (FL)	58 86				

Non-Div I Games:

La Salle

■ Loss,
 ■ Non-Conf,
 ■ S Site,
 ■ H Home
 ■ A Away
 N Neutral

La.-Lafayette

Through Games Of Jan. 17, 2016

Average RPI Win:	242	WON-LOST	WINNING	LAST 10	STRENGTH OF	OPP. STRENGTH	TEAM	ADJ.	CONF.	ADJ CONF.
Average RPI Loss:	161	RECORD	PCT. RANK	GAMES	SCHEDULE	OF SCHEDULE	RPI	RPI	RPI	RPI
DIV. I ONLY	10- 3	44	7- 2	325	186	120	120	16	16	
DIV. I NON-CONF.	5- 2	87	4- 1	334	130	167	167	15	15	
TOTALS	RPI 1-25	RPI 26-50	W-L RECORDS	RPI 51-100	RPI 101-150	RPI 150+				
10- 3	0- 0	0- 0	OVERALL	0- 1	1- 0	9- 2				
3- 0	0- 0	0- 0	HOME	0- 0	0- 0	3- 0				
5- 3	0- 0	0- 0	AWAY	0- 1	0- 0	5- 2				
2- 0	0- 0	0- 0	NEUTRAL	0- 0	1- 0	1- 0				
5- 2	0- 0	0- 0	NON-CONFERENCE	0- 0	1- 0	4- 2				
2- 0	0- 0	0- 0	HOME	0- 0	0- 0	2- 0				
1- 2	0- 0	0- 0	AWAY	0- 0	0- 0	1- 2				
2- 0	0- 0	0- 0	NEUTRAL	0- 0	1- 0	1- 0				
5- 1	0- 0	0- 0	CONFERENCE	0- 1	0- 0	5- 0				
1- 0	0- 0	0- 0	HOME	0- 0	0- 0	1- 0				
4- 1	0- 0	0- 0	AWAY	0- 1	0- 0	4- 0				
0- 0	0- 0	0- 0	NEUTRAL	0- 0	0- 0	0- 0				

RPI 1-25			RPI 26-50			RPI 51-100			RPI 101+			Team's RPI: 120
RPI	S	Opponent	Score	RPI	S	Opponent	Score	RPI	S	Opponent	Score	
						65	A Arkansas St.	56	83	137	N Arkansas	67 59
										172	A Ole Miss	82 78
										200	A Louisiana Tech	62 79
										204	A Little Rock	65 58
										218	A Houston	51 52
										239	H Appalachian St.	60 51
										254	H UC Santa Barbara	61 42
										257	A Georgia St.	77 57
										270	A La.-Monroe	71 52
										277	N Sacred Heart	60 58
										295	H Alcorn	73 61
										312	A Ga. Southern	56 39
LAST 12 Division I GAMES:												
						65	A Arkansas St.	56	83	257	A Georgia St.	77 57
						204	A Little Rock	65	58	312	A Ga. Southern	56 39
						239	H Appalachian St.	60	51	270	A La.-Monroe	71 52
						295	H Alcorn	73	61	277	N Sacred Heart	60 58
						200	A Louisiana Tech	62	79	137	N Arkansas	67 59
						254	H UC Santa Barbara	61	42	218	A Houston	51 52

Non-Div I Games: Southern-N.O. 81 28 Dillard 84 36

La.-Lafayette

Loss, Non-Conf, S Site, H Home A Away N Neutral

La.-Monroe

Through Games Of Jan. 17, 2016

Average RPI Win:	314	WON-LOST	WINNING	LAST 10	STRENGTH OF	OPP. STRENGTH	TEAM	ADJ.	CONF.	ADJ CONF.
Average RPI Loss:	151	RECORD	PCT. RANK	GAMES	SCHEDULE	OF SCHEDULE	RPI	RPI	RPI	RPI
DIV. I ONLY	3- 8	281	2- 7	265	249	270	270	16	16	
DIV. I NON-CONF.	2- 3	201	2- 2	305	192	226	226	15	15	
TOTALS	RPI 1-25	RPI 26-50	W-L RECORDS	RPI 51-100	RPI 101-150	RPI 150+				
3- 8	0- 0	0- 0	OVERALL	0- 2	0- 3	3- 3				
1- 2	0- 0	0- 0	HOME	0- 0	0- 1	1- 1				
2- 6	0- 0	0- 0	AWAY	0- 2	0- 2	2- 2				
0- 0	0- 0	0- 0	NEUTRAL	0- 0	0- 0	0- 0				
2- 3	0- 0	0- 0	NON-CONFERENCE	0- 1	0- 2	2- 0				
1- 0	0- 0	0- 0	HOME	0- 0	0- 0	1- 0				
1- 3	0- 0	0- 0	AWAY	0- 1	0- 2	1- 0				
0- 0	0- 0	0- 0	NEUTRAL	0- 0	0- 0	0- 0				
1- 5	0- 0	0- 0	CONFERENCE	0- 1	0- 1	1- 3				
0- 2	0- 0	0- 0	HOME	0- 0	0- 1	0- 1				
1- 3	0- 0	0- 0	AWAY	0- 1	0- 0	1- 2				
0- 0	0- 0	0- 0	NEUTRAL	0- 0	0- 0	0- 0				

RPI 1-25				RPI 26-50				RPI 51-100				RPI 101+				Team's RPI: 270	
RPI	S	Opponent	Score	RPI	S	Opponent	Score	RPI	S	Opponent	Score	RPI	S	Opponent	Score		
								65	A	Arkansas St.	43	66	115	A	McNeese St.	62	72
								84	A	TCU	42	80	120	H	La.-Lafayette	52	71
												127	A	LSU	54	61	
												204	A	Little Rock	44	56	
												239	H	Appalachian St.	54	57	
												257	A	Georgia St.	52	65	
												304	A	Southeastern La.	88	84	
												312	A	Ga. Southern	50	49	
												327	H	Nicholls St.	69	57	
LAST 12 Division I GAMES:																	
204	A	Little Rock	44	56	312	A	Ga. Southern	50	49								
65	A	Arkansas St.	43	66	257	A	Georgia St.	52	65								
239	H	Appalachian St.	54	57	120	H	La.-Lafayette	52	71								
115	A	McNeese St.	62	72	304	A	Southeastern La.	88	84								
327	H	Nicholls St.	69	57	127	A	LSU	54	61								
84	A	TCU	42	80													

Non-Div I Games: LSU-Alexandria 73 42 Louisiana Col. 85 42 LSU-Shreveport 57 40 Dillard 70 46
La.-Monroe

Loss, Non-Conf, S Site, H Home A Away N Neutral

Average RPI Win:	337	WON-LOST	WINNING	LAST 10	STRENGTH OF	OPP. STRENGTH	TEAM	ADJ.	CONF.	ADJ CONF.
Average RPI Loss:	204	RECORD	PCT. RANK	GAMES	SCHEDULE	OF SCHEDULE	RPI	RPI	RPI	RPI
DIV. I ONLY	3- 13	308	2- 8	304	332	339	339	29	29	
DIV. I NON-CONF.	2- 8	290	2- 4	286	307	333	333	29	29	
TOTALS	RPI 1-25	RPI 26-50	W-L RECORDS	RPI 51-100	RPI 101-150	RPI 150+				
3- 13	0- 0	0- 1	OVERALL	0- 2	0- 0	3- 10				
3- 4	0- 0	0- 1	HOME	0- 1	0- 0	3- 2				
0- 7	0- 0	0- 0	AWAY	0- 1	0- 0	0- 6				
0- 2	0- 0	0- 0	NEUTRAL	0- 0	0- 0	0- 2				
2- 8	0- 0	0- 1	NON-CONFERENCE	0- 1	0- 0	2- 6				
2- 1	0- 0	0- 1	HOME	0- 0	0- 0	2- 0				
0- 5	0- 0	0- 0	AWAY	0- 1	0- 0	0- 4				
0- 2	0- 0	0- 0	NEUTRAL	0- 0	0- 0	0- 2				
1- 5	0- 0	0- 0	CONFERENCE	0- 1	0- 0	1- 4				
1- 3	0- 0	0- 0	HOME	0- 1	0- 0	1- 2				
0- 2	0- 0	0- 0	AWAY	0- 0	0- 0	0- 2				
0- 0	0- 0	0- 0	NEUTRAL	0- 0	0- 0	0- 0				

RPI S	Opponent	Score	RPI S	Opponent	Score	RPI S	Opponent	Score	RPI S	Opponent	Score	Team's RPI: 339
45	H Duquesne	65 73	57	A Penn	37 54	191	A Fordham	49 61	192	N Coppin St.	57 64	
			91	H Army West Point	45 78	198	A Delaware	47 67	224	N Richmond	46 54	
						238	A Hartford	50 55	250	H Navy	58 65	
						272	A Loyola Maryland	65 66	275	H Colgate	59 72	
						282	A Holy Cross	49 66	318	H Saint Peter's	72 69	
						333	A Wagner	48 69	346	H St. Francis Brooklyn	77 59	
						348	H Boston U.	71 56				
LAST 12 Division I GAMES:												
91	H Army West Point	45 78	250	H Navy	58 65							
272	A Loyola Maryland	65 66	282	A Holy Cross	49 66							
192	N Coppin St.	57 64	348	H Boston U.	71 56							
224	N Richmond	46 54	346	H St. Francis Brooklyn	77 59							
275	H Colgate	59 72	318	H Saint Peter's	72 69							
333	A Wagner	48 69	191	A Fordham	49 61							

Non-Div I Games:

Lafayette

■ Loss,
 ■ Non-Conf,
 S Site,
 ■ Home
 ■ Away
 N Neutral

Average RPI Win:	337	WON-LOST	WINNING	LAST 10	STRENGTH OF	OPP. STRENGTH	TEAM	ADJ.	CONF.	ADJ CONF.
Average RPI Loss:	170	RECORD	PCT. RANK	GAMES	SCHEDULE	OF SCHEDULE	RPI	RPI	RPI	RPI
DIV. I ONLY	2- 11	320	2- 6	267	251	326	326	26	26	
DIV. I NON-CONF.	0- 7	338	0- 3	158	99	318	318	25	25	
TOTALS	RPI 1-25	RPI 26-50	W-L RECORDS	RPI 51-100	RPI 101-150	RPI 150+				
2- 11	0- 0	0- 3	OVERALL	0- 0	0- 2	2- 6				
2- 2	0- 0	0- 0	HOME	0- 0	0- 1	2- 1				
0- 9	0- 0	0- 3	AWAY	0- 0	0- 1	0- 5				
0- 0	0- 0	0- 0	NEUTRAL	0- 0	0- 0	0- 0				
0- 7	0- 0	0- 3	NON-CONFERENCE	0- 0	0- 0	0- 4				
0- 1	0- 0	0- 0	HOME	0- 0	0- 0	0- 1				
0- 6	0- 0	0- 3	AWAY	0- 0	0- 0	0- 3				
0- 0	0- 0	0- 0	NEUTRAL	0- 0	0- 0	0- 0				
2- 4	0- 0	0- 0	CONFERENCE	0- 0	0- 2	2- 2				
2- 1	0- 0	0- 0	HOME	0- 0	0- 1	2- 0				
0- 3	0- 0	0- 0	AWAY	0- 0	0- 1	0- 2				
0- 0	0- 0	0- 0	NEUTRAL	0- 0	0- 0	0- 0				

RPI 1-25				RPI 26-50				RPI 51-100				RPI 101+				Team's RPI: 326	
RPI	S	Opponent	Score	RPI	S	Opponent	Score	RPI	S	Opponent	Score	RPI	S	Opponent	Score		
				28	A	Oklahoma St.	45 90					122	H	Northwestern St.	51 73		
				35	A	Utah	67 71					123	A	Central Ark.	49 74		
				43	A	Missouri	57 91					151	A	Loyola Chicago	71 82		
												188	H	Canisius	55 57		
												252	A	Northern Ariz.	63 75		
												296	A	Prairie View	72 80		
												304	A	Southeastern La.	66 73		
												327	A	Nicholls St.	59 69		
												332	H	A&M-Corpus Christi	75 70		
												342	H	New Orleans	79 52		
LAST 12 Division I GAMES:																	
				332	H	A&M-Corpus Christi	75 70			122	H	Northwestern St.	51 73				
				342	H	New Orleans	79 52			304	A	Southeastern La.	66 73				
				327	A	Nicholls St.	59 69			123	A	Central Ark.	49 74				
				43	A	Missouri	57 91			151	A	Loyola Chicago	71 82				
				188	H	Canisius	55 57			252	A	Northern Ariz.	63 75				
				296	A	Prairie View	72 80			35	A	Utah	67 71				

Non-Div I Games: Howard Payne 88 50 Schreiner 60 41 Tex. A&M-Kingsville 82 66 Louisiana Col. 99 34
Lamar

Average RPI Win:	283	WON-LOST	WINNING	LAST 10	STRENGTH OF	OPP. STRENGTH	TEAM	ADJ.	CONF.	ADJ CONF.
Average RPI Loss:	132	RECORD	PCT. RANK	GAMES	SCHEDULE	OF SCHEDULE	RPI	RPI	RPI	RPI
DIV. I ONLY	9- 7	135	4- 6	318	220	223	223	29	29	
DIV. I NON-CONF.	6- 4	124	2- 4	329	114	217	217	29	29	
TOTALS	RPI 1-25	RPI 26-50	W-L RECORDS	RPI 51-100	RPI 101-150	RPI 150+				
9- 7	0- 0	0- 1	OVERALL	0- 2	1- 2	8- 2				
5- 3	0- 0	0- 1	HOME	0- 1	0- 0	5- 1				
4- 4	0- 0	0- 0	AWAY	0- 1	1- 2	3- 1				
0- 0	0- 0	0- 0	NEUTRAL	0- 0	0- 0	0- 0				
6- 4	0- 0	0- 1	NON-CONFERENCE	0- 1	1- 1	5- 1				
3- 2	0- 0	0- 1	HOME	0- 1	0- 0	3- 0				
3- 2	0- 0	0- 0	AWAY	0- 0	1- 1	2- 1				
0- 0	0- 0	0- 0	NEUTRAL	0- 0	0- 0	0- 0				
3- 3	0- 0	0- 0	CONFERENCE	0- 1	0- 1	3- 1				
2- 1	0- 0	0- 0	HOME	0- 0	0- 0	2- 1				
1- 2	0- 0	0- 0	AWAY	0- 1	0- 1	1- 0				
0- 0	0- 0	0- 0	NEUTRAL	0- 0	0- 0	0- 0				

RPI S	Opponent	Score	RPI S	Opponent	Score	RPI S	Opponent	Score	RPI S	Opponent	Score	Team's RPI: 223
50	H Villanova	44 65	68	H Saint Joseph's	62 63	101	A Bucknell	77 80	107	A Illinois	67 76	
			91	A Army West Point	39 63	145	A Hampton	63 56	220	H Montana	80 53	
						229	H American	55 59	272	H Loyola Maryland	66 48	
						278	A Rider	60 61	282	H Holy Cross	61 58	
						309	A Delaware St.	83 49	316	H Monmouth	95 88	
						318	H Saint Peter's	74 42	337	A NJIT	75 47	
						348	A Boston U.	73 66				
LAST 12 Division I GAMES:												
272	H Loyola Maryland	66 48	282	H Holy Cross	61 58							
348	A Boston U.	73 66	101	A Bucknell	77 80							
91	A Army West Point	39 63	229	H American	55 59							
145	A Hampton	63 56	68	H Saint Joseph's	62 63							
278	A Rider	60 61	50	H Villanova	44 65							
107	A Illinois	67 76	220	H Montana	80 53							

Non-Div I Games: Kutztown 81 51

Lehigh

■ Loss,
 ■ Non-Conf,
 ■ S Site,
 ■ H Home
 ■ A Away
 N Neutral

Liberty

Through Games Of Jan. 17, 2016

Average RPI Win:	226	WON-LOST	WINNING	LAST 10	STRENGTH OF	OPP. STRENGTH	TEAM	ADJ.	CONF.	ADJ CONF.
Average RPI Loss:	90	RECORD	PCT. RANK	GAMES	SCHEDULE	OF SCHEDULE	RPI	RPI	RPI	RPI
DIV. I ONLY	7- 8	188	5- 4	77	146	132	132	27	27	
DIV. I NON-CONF.	2- 6	272	0- 4	20	3	140	140	27	27	
TOTALS	RPI 1-25	RPI 26-50	W-L RECORDS	RPI 51-100	RPI 101-150	RPI 150+				
7- 8	0- 1	0- 2	OVERALL	1- 3	0- 0	6- 2				
4- 2	0- 0	0- 1	HOME	1- 1	0- 0	3- 0				
3- 4	0- 0	0- 1	AWAY	0- 1	0- 0	3- 2				
0- 2	0- 1	0- 0	NEUTRAL	0- 1	0- 0	0- 0				
2- 6	0- 1	0- 2	NON-CONFERENCE	1- 3	0- 0	1- 0				
1- 2	0- 0	0- 1	HOME	1- 1	0- 0	0- 0				
1- 2	0- 0	0- 1	AWAY	0- 1	0- 0	1- 0				
0- 2	0- 1	0- 0	NEUTRAL	0- 1	0- 0	0- 0				
5- 2	0- 0	0- 0	CONFERENCE	0- 0	0- 0	5- 2				
3- 0	0- 0	0- 0	HOME	0- 0	0- 0	3- 0				
2- 2	0- 0	0- 0	AWAY	0- 0	0- 0	2- 2				
0- 0	0- 0	0- 0	NEUTRAL	0- 0	0- 0	0- 0				

RPI 1-25				RPI 26-50				RPI 51-100				RPI 101+				Team's RPI: 132	
RPI	S	Opponent	Score	RPI	S	Opponent	Score	RPI	S	Opponent	Score	RPI	S	Opponent	Score		
6	N	Ohio St.	65 75	26	H	Seton Hall	56 92	60	H	North Carolina St.	53 61	184	H	UNC Asheville	71 53		
				42	A	Duke	41 79	69	N	California	72 77	199	A	Radford	49 43		
								76	A	James Madison	56 72	209	A	Gardner-Webb	57 61		
								92	H	Elon	72 63	232	A	Presbyterian	42 60		
												239	A	Appalachian St.	74 68		
												267	A	Campbell	62 52		
												286	H	Winthrop	77 61		
												317	H	Charleston So.	51 40		
LAST 12 Division I GAMES:																	
				199	A	Radford	49 43	286	H	Winthrop	77 61						
				267	A	Campbell	62 52	232	A	Presbyterian	42 60						
				42	A	Duke	41 79	184	H	UNC Asheville	71 53						
				26	H	Seton Hall	56 92	69	N	California	72 77						
				317	H	Charleston So.	51 40	6	N	Ohio St.	65 75						
				209	A	Gardner-Webb	57 61	76	A	James Madison	56 72						

Non-Div I Games: Shepherd 69 57

Liberty

■ Loss,
 ■ Non-Conf,
 ■ S Site,
 ■ H Home
 ■ A Away
 N Neutral

Average RPI Loss: 194

Average RPI Win:	306	WON-LOST	WINNING	LAST 10	STRENGTH OF	OPP. STRENGTH	TEAM	ADJ.	CONF.	ADJ CONF.
Average RPI Loss:	194	RECORD	PCT. RANK	GAMES	SCHEDULE	OF SCHEDULE	RPI	RPI	RPI	RPI
DIV. I ONLY	2- 14	327	0- 10	190	343	315	315	28	28	
DIV. I NON-CONF.	2- 12	311	0- 9	188	339	313	313	28	28	
<hr/>										
TOTALS	RPI 1-25	RPI 26-50	W-L RECORDS	RPI 51-100	RPI 101-150	RPI 150+				
2- 14	0- 0	0- 0	OVERALL	0- 3	0- 2	2- 9				
1- 6	0- 0	0- 0	HOME	0- 2	0- 1	1- 3				
1- 7	0- 0	0- 0	AWAY	0- 1	0- 1	1- 5				
0- 1	0- 0	0- 0	NEUTRAL	0- 0	0- 0	0- 1				
<hr/>										
2- 12	0- 0	0- 0	NON-CONFERENCE	0- 3	0- 2	2- 7				
1- 6	0- 0	0- 0	HOME	0- 2	0- 1	1- 3				
1- 5	0- 0	0- 0	AWAY	0- 1	0- 1	1- 3				
0- 1	0- 0	0- 0	NEUTRAL	0- 0	0- 0	0- 1				
<hr/>										
0- 2	0- 0	0- 0	CONFERENCE	0- 0	0- 0	0- 2				
0- 0	0- 0	0- 0	HOME	0- 0	0- 0	0- 0				
0- 2	0- 0	0- 0	AWAY	0- 0	0- 0	0- 2				
0- 0	0- 0	0- 0	NEUTRAL	0- 0	0- 0	0- 0				

RPI 1-25				RPI 26-50				RPI 51-100				RPI 101+				Team's RPI: 315	
RPI	S	Opponent	Score	RPI	S	Opponent	Score	RPI	S	Opponent	Score	RPI	S	Opponent	Score		
								56	H	Ball St.	60	72	121	H	Belmont	68	90
								58	H	Western Ky.	56	64	133	A	Alabama	49	68
								83	A	Wright St.	65	92	166	H	Southeast Mo. St.	69	84
													203	A	Tennessee St.	65	77
													219	A	Jacksonville	51	81
													255	N	Texas Southern	62	66
													272	H	Loyola Maryland	52	57
													281	H	Morehead St.	77	92
													287	A	Kennesaw St.	54	55
													291	A	Tennessee Tech	70	81
													293	A	Jackson St.	52	53
													299	H	Murray St.	93	85
													312	A	Ga. Southern	66	55
LAST 12 Division I GAMES:																	
133	A	Alabama	49	68	219	A	Jacksonville	51	81								
58	H	Western Ky.	56	64	287	A	Kennesaw St.	54	55								
203	A	Tennessee St.	65	77	293	A	Jackson St.	52	53								
56	H	Ball St.	60	72	121	H	Belmont	68	90								
166	H	Southeast Mo. St.	69	84	255	N	Texas Southern	62	66								
281	H	Morehead St.	77	92	299	H	Murray St.	93	85								

Non-Div I Games:	North Ala.	88	67
------------------	------------	----	----

Lipscomb

■ Loss, ■ Non-Conf, S Site, H Home A Away N Neutral

Little Rock

Through Games Of Jan. 17, 2016

Average RPI Win:	215	WON-LOST	WINNING	LAST 10	STRENGTH OF	OPP. STRENGTH	TEAM	ADJ.	CONF.	ADJ CONF.
Average RPI Loss:	93	RECORD	PCT. RANK	GAMES	SCHEDULE	OF SCHEDULE	RPI	RPI	RPI	RPI
DIV. I ONLY	5- 9	239	3- 7	99	108	204	204	16	16	
DIV. I NON-CONF.	2- 7	280	2- 5	48	15	191	191	15	15	
TOTALS	RPI 1-25	RPI 26-50	W-L RECORDS	RPI 51-100	RPI 101-150	RPI 150+				
5- 9	0- 1	0- 2	OVERALL	0- 1	1- 4	4- 1				
3- 5	0- 1	0- 0	HOME	0- 0	0- 3	3- 1				
2- 4	0- 0	0- 2	AWAY	0- 1	1- 1	1- 0				
0- 0	0- 0	0- 0	NEUTRAL	0- 0	0- 0	0- 0				
2- 7	0- 1	0- 2	NON-CONFERENCE	0- 1	1- 2	1- 1				
1- 4	0- 1	0- 0	HOME	0- 0	0- 2	1- 1				
1- 3	0- 0	0- 2	AWAY	0- 1	1- 0	0- 0				
0- 0	0- 0	0- 0	NEUTRAL	0- 0	0- 0	0- 0				
3- 2	0- 0	0- 0	CONFERENCE	0- 0	0- 2	3- 0				
2- 1	0- 0	0- 0	HOME	0- 0	0- 1	2- 0				
1- 1	0- 0	0- 0	AWAY	0- 0	0- 1	1- 0				
0- 0	0- 0	0- 0	NEUTRAL	0- 0	0- 0	0- 0				

RPI 1-25				RPI 26-50				RPI 51-100				RPI 101+ Team's RPI: 204			
RPI	S	Opponent	Score	RPI	S	Opponent	Score	RPI	S	Opponent	Score	RPI	S	Opponent	Score
8	H	Texas	56 66	31	A	Texas A&M	39 69	74	A	Tulane	53 69	108	H	Missouri St.	58 64
				34	A	Oklahoma	52 65					120	H	La.-Lafayette	58 65
												127	H	LSU	51 57
												140	A	Troy	71 78
												142	A	Oral Roberts	66 52
												160	H	Memphis	61 53
												193	H	Tulsa	63 74
												239	H	Appalachian St.	67 50
												266	A	South Ala.	47 34
												270	H	La.-Monroe	56 44
LAST 12 Division I GAMES:															
140	A	Troy	71 78	239	H	Appalachian St.	67 50	120	H	La.-Lafayette	58 65	34	A	Oklahoma	52 65
266	A	South Ala.	47 34	270	H	La.-Monroe	56 44	160	H	Memphis	61 53	142	A	Oral Roberts	66 52
31	A	Texas A&M	39 69												
108	H	Missouri St.	58 64												
193	H	Tulsa	63 74												
8	H	Texas	56 66												

Non-Div I Games:

Little Rock

Loss, Non-Conf, S Site, H Home A Away N Neutral

Average RPI Win:	218	WON-LOST	WINNING	LAST 10	STRENGTH OF	OPP. STRENGTH	TEAM	ADJ.	CONF.	ADJ CONF.
Average RPI Loss:	94	RECORD	PCT. RANK	GAMES	SCHEDULE	OF SCHEDULE	RPI	RPI	RPI	RPI
DIV. I ONLY	13- 5	61	6- 4	287	85	139	139	20	20	
DIV. I NON-CONF.	11- 3	55	6- 2	268	67	100	100	21	21	
TOTALS	RPI 1-25	RPI 26-50	W-L RECORDS	RPI 51-100	RPI 101-150	RPI 150+				
13- 5	0- 1	1- 0	OVERALL	0- 1	3- 3	9- 0				
5- 3	0- 0	1- 0	HOME	0- 1	1- 2	3- 0				
6- 2	0- 1	0- 0	AWAY	0- 0	1- 1	5- 0				
2- 0	0- 0	0- 0	NEUTRAL	0- 0	1- 0	1- 0				
11- 3	0- 1	1- 0	NON-CONFERENCE	0- 0	3- 2	7- 0				
5- 1	0- 0	1- 0	HOME	0- 0	1- 1	3- 0				
4- 2	0- 1	0- 0	AWAY	0- 0	1- 1	3- 0				
2- 0	0- 0	0- 0	NEUTRAL	0- 0	1- 0	1- 0				
2- 2	0- 0	0- 0	CONFERENCE	0- 1	0- 1	2- 0				
0- 2	0- 0	0- 0	HOME	0- 1	0- 1	0- 0				
2- 0	0- 0	0- 0	AWAY	0- 0	0- 0	2- 0				
0- 0	0- 0	0- 0	NEUTRAL	0- 0	0- 0	0- 0				

RPI S	Opponent	Score	RPI S	Opponent	Score	RPI S	Opponent	Score	RPI S	Opponent	Score	Team's RPI: 139
17	A Southern California	43 69	37	H UTEP	47 40	75	H UC Riverside	60 78	122	N Northwestern St.	60 59	
									125	H Hawaii	55 67	
									127	A LSU	53 59	
									128	H San Francisco	52 66	
									135	A Pacific	68 60	
									149	H Colorado	59 42	
									186	H UNLV	67 63	
									218	A Houston	47 41	
									227	A Seattle	69 57	
									249	H San Diego St.	74 54	
									252	N Northern Ariz.	69 48	
									288	A Denver	48 41	
									319	A UC Irvine	71 65	
									324	A Cal St. Fullerton	82 61	
									328	H Portland St.	89 71	
LAST 12 Division I GAMES:												
125	H Hawaii	55 67	319	A UC Irvine	71 65							
227	A Seattle	69 57	75	H UC Riverside	60 78							
288	A Denver	48 41	324	A Cal St. Fullerton	82 61							
186	H UNLV	67 63	128	H San Francisco	52 66							
37	H UTEP	47 40	149	H Colorado	59 42							
17	A Southern California	43 69	135	A Pacific	68 60							

Non-Div I Games:

Long Beach St.

■ Loss,
■ Non-Conf, S Site,
■ Home
■ Away
N Neutral

Average RPI Win:	308	WON-LOST	WINNING	LAST 10	STRENGTH OF	OPP. STRENGTH	TEAM	ADJ.	CONF.	ADJ CONF.
Average RPI Loss:	187	RECORD	PCT. RANK	GAMES	SCHEDULE	OF SCHEDULE	RPI	RPI	RPI	RPI
DIV. I ONLY	3- 12	306	2- 6	257	302	303	303	27	27	
DIV. I NON-CONF.	1- 6	311	0- 2	132	190	275	275	27	27	
TOTALS	RPI 1-25	RPI 26-50	W-L RECORDS	RPI 51-100	RPI 101-150	RPI 150+				
3- 12	0- 1	0- 1	OVERALL	0- 2	0- 0	3- 8				
1- 4	0- 0	0- 0	HOME	0- 0	0- 0	1- 4				
2- 8	0- 0	0- 0	AWAY	0- 0	0- 0	2- 1				
0- 0	0- 0	0- 0	NEUTRAL	0- 0	0- 0	0- 0				
1- 6	0- 1	0- 1	NON-CONFERENCE	0- 2	0- 0	1- 2				
1- 0	0- 0	0- 0	HOME	0- 0	0- 0	1- 0				
0- 6	0- 1	0- 1	AWAY	0- 2	0- 0	0- 2				
0- 0	0- 0	0- 0	NEUTRAL	0- 0	0- 0	0- 0				
2- 6	0- 0	0- 0	CONFERENCE	0- 0	0- 0	2- 6				
0- 4	0- 0	0- 0	HOME	0- 0	0- 0	0- 4				
2- 2	0- 0	0- 0	AWAY	0- 0	0- 0	2- 2				
0- 0	0- 0	0- 0	NEUTRAL	0- 0	0- 0	0- 0				

RPI 1-25				RPI 26-50				RPI 51-100				RPI 101+ Team's RPI: 303			
RPI	S	Opponent	Score	RPI	S	Opponent	Score	RPI	S	Opponent	Score	RPI	S	Opponent	Score
10	A	Oregon St.	45 110	47	A	West Virginia	43 74	76	A	James Madison	30 88	184	A	UNC Asheville	42 81
								77	A	Virginia	46 81	199	H	Radford	67 79
												232	H	Presbyterian	38 59
												259	A	UNCG	60 81
												264	A	High Point	68 79
												267	H	Campbell	56 73
												286	A	Winthrop	63 60
												290	A	Coastal Caro.	56 48
												309	A	Delaware St.	63 88
												317	H	Charleston So.	54 63
												349	H	N.C. Central	60 49
LAST 12 Division I GAMES:															
290	A	Coastal Caro.	56 48	199	H	Radford	67 79								
286	A	Winthrop	63 60	184	A	UNC Asheville	42 81								
317	H	Charleston So.	54 63	267	H	Campbell	56 73								
309	A	Delaware St.	63 88	264	A	High Point	68 79								
47	A	West Virginia	43 74	259	A	UNCG	60 81								
232	H	Presbyterian	38 59	349	H	N.C. Central	60 49								

Non-Div I Games: Notre Dame (MD) 83 32 N.C. Wesleyan 100 57

Longwood

Loss, Non-Conf, S Site, H Home A Away N Neutral

Average RPI Win:	228	WON-LOST	WINNING	LAST 10	STRENGTH OF	OPP. STRENGTH	TEAM	ADJ.	CONF.	ADJ CONF.
Average RPI Loss:	112	RECORD	PCT. RANK	GAMES	SCHEDULE	OF SCHEDULE	RPI	RPI	RPI	RPI
DIV. I ONLY	7- 8	188	1- 0	189	142	200	200	11	11	
DIV. I NON-CONF.	4- 6	201	1- 0	180	194	214	214	10	10	
TOTALS	RPI 1-25	RPI 26-50	W-L RECORDS	RPI 51-100	RPI 101-150	RPI 150+				
7- 8	0- 2	0- 0	OVERALL	0- 2	2- 3	5- 1				
4- 3	0- 1	0- 0	HOME	0- 0	2- 1	2- 1				
2- 4	0- 0	0- 0	AWAY	0- 1	0- 0	2- 0				
1- 1	0- 1	0- 0	NEUTRAL	0- 0	0- 0	1- 0				
4- 6	0- 2	0- 0	NON-CONFERENCE	0- 1	1- 2	3- 1				
2- 3	0- 1	0- 0	HOME	0- 0	1- 1	1- 1				
1- 2	0- 0	0- 0	AWAY	0- 1	0- 1	1- 0				
1- 1	0- 1	0- 0	NEUTRAL	0- 0	0- 0	1- 0				
3- 2	0- 0	0- 0	CONFERENCE	0- 1	1- 1	2- 0				
2- 0	0- 0	0- 0	HOME	0- 0	1- 0	1- 0				
1- 2	0- 0	0- 0	AWAY	0- 1	0- 1	1- 0				
0- 0	0- 0	0- 0	NEUTRAL	0- 0	0- 0	0- 0				

RPI 1-25				RPI 26-50				RPI 51-100				RPI 101+ Team's RPI: 200			
RPI	S	Opponent	Score	RPI	S	Opponent	Score	RPI	S	Opponent	Score	RPI	S	Opponent	Score
9	N	UCLA	57 68					80	A	Arizona	67 77	110	H	Fla. Atlantic	65 62
25	H	Mississippi St.	63 93					93	A	Charlotte	58 63	115	H	McNeese St.	71 74
												120	H	La.-Lafayette	79 62
												131	A	Southern Miss.	59 69
												148	A	Wisconsin	65 79
												176	A	Old Dominion	69 51
												256	H	Stephen F. Austin	76 44
												288	N	Denver	58 53
												296	H	Prairie View	68 77
												321	H	FIU	82 63
												327	A	Nicholls St.	58 55
LAST 12 Division I GAMES:															
				93	A	Charlotte	58 63	288	N	Denver	58 53				
				176	A	Old Dominion	69 51	110	H	Fla. Atlantic	65 62				
				131	A	Southern Miss.	59 69	321	H	FIU	82 63				
				115	H	McNeese St.	71 74	80	A	Arizona	67 77				
				120	H	La.-Lafayette	79 62	327	A	Nicholls St.	58 55				
				25	H	Mississippi St.	63 93	296	H	Prairie View	68 77				

Non-Div I Games: Loyola (LA) 76 40

Louisiana Tech

■ Loss,
 ■ Non-Conf,
 ■ S Site,
 ■ H Home
 ■ A Away
 N Neutral

Louisville

Through Games Of Jan. 17, 2016

Average RPI Win:	133	WON-LOST	WINNING	LAST 10	STRENGTH OF	OPP. STRENGTH	TEAM	ADJ.	CONF.	ADJ CONF.
Average RPI Loss:	39	RECORD	PCT. RANK	GAMES	SCHEDULE	OF SCHEDULE	RPI	RPI	RPI	RPI
DIV. I ONLY	14- 5	56	10- 0	21	31	15	15	5	5	
DIV. I NON-CONF.	8- 5	118	5- 1	74	43	76	76	5	5	
TOTALS	RPI 1-25	RPI 26-50	W-L RECORDS	RPI 51-100	RPI 101-150	RPI 150+				
14- 5	1- 2	2- 1	OVERALL	4- 2	1- 0	6- 0				
7- 1	1- 0	1- 0	HOME	2- 1	0- 0	3- 0				
6- 2	0- 1	1- 0	AWAY	2- 1	1- 0	2- 0				
1- 2	0- 1	0- 1	NEUTRAL	0- 0	0- 0	1- 0				
8- 5	0- 2	1- 1	NON-CONFERENCE	1- 2	0- 0	6- 0				
4- 1	0- 0	0- 0	HOME	1- 1	0- 0	3- 0				
3- 2	0- 1	1- 0	AWAY	0- 1	0- 0	2- 0				
1- 2	0- 1	0- 1	NEUTRAL	0- 0	0- 0	1- 0				
6- 0	1- 0	1- 0	CONFERENCE	3- 0	1- 0	0- 0				
3- 0	1- 0	1- 0	HOME	1- 0	0- 0	0- 0				
3- 0	0- 0	0- 0	AWAY	2- 0	1- 0	0- 0				
0- 0	0- 0	0- 0	NEUTRAL	0- 0	0- 0	0- 0				

RPI 1-25				RPI 26-50				RPI 51-100				RPI 101+			
RPI	S	Opponent	Score	RPI	S	Opponent	Score	RPI	S	Opponent	Score	RPI	S	Opponent	Score
7	A	Kentucky	54 72	27	A	Michigan St.	85 78	58	A	Western Ky.	69 71	109	A	Georgia Tech	78 65
23	N	Purdue	60 62	40	N	Dayton	66 79	60	A	North Carolina St.	92 90	152	H	IUPUI	70 61
24	H	Florida St.	79 69	42	H	Duke	65 48	66	H	Virginia Tech	56 45	195	A	Col. of Charleston	71 67
								69	H	California	71 75	201	H	Valparaiso	75 42
								77	A	Virginia	59 41	208	N	Marist	65 53
								87	H	UT Martin	88 66	291	A	Tennessee Tech	76 54
												323	H	Dartmouth	94 52
LAST 12 Division I GAMES:															
66	H	Virginia Tech	56 45	60	A	North Carolina St.	92 90								
109	A	Georgia Tech	78 65	77	A	Virginia	59 41								
24	H	Florida St.	79 69	42	H	Duke	65 48								
87	H	UT Martin	88 66	323	H	Dartmouth	94 52								
195	A	Col. of Charleston	71 67	152	H	IUPUI	70 61								
291	A	Tennessee Tech	76 54	7	A	Kentucky	54 72								

Non-Div I Games:

Louisville

■ Loss,
■ Non-Conf,
■ S Site,
■ H Home
■ A Away
N Neutral

Average RPI Win:	240	WON-LOST	WINNING	LAST 10	STRENGTH OF	OPP. STRENGTH	TEAM	ADJ.	CONF.	ADJ CONF.
Average RPI Loss:	72	RECORD	PCT. RANK	GAMES	SCHEDULE	OF SCHEDULE	RPI	RPI	RPI	RPI
DIV. I ONLY	8- 8	166	6- 4	178	83	151	151	21	21	
DIV. I NON-CONF.	4- 7	222	3- 4	104	50	155	155	18	18	
TOTALS	RPI 1-25	RPI 26-50	W-L RECORDS	RPI 51-100	RPI 101-150	RPI 150+				
8- 8	0- 1	1- 2	OVERALL	0- 1	1- 4	6- 0				
2- 5	0- 0	0- 1	HOME	0- 1	0- 3	2- 0				
6- 3	0- 1	1- 1	AWAY	0- 0	1- 1	4- 0				
0- 0	0- 0	0- 0	NEUTRAL	0- 0	0- 0	0- 0				
4- 7	0- 1	1- 2	NON-CONFERENCE	0- 1	0- 3	3- 0				
1- 4	0- 0	0- 1	HOME	0- 1	0- 2	1- 0				
3- 3	0- 1	1- 1	AWAY	0- 0	0- 1	2- 0				
0- 0	0- 0	0- 0	NEUTRAL	0- 0	0- 0	0- 0				
4- 1	0- 0	0- 0	CONFERENCE	0- 0	1- 1	3- 0				
1- 1	0- 0	0- 0	HOME	0- 0	0- 1	1- 0				
3- 0	0- 0	0- 0	AWAY	0- 0	1- 0	2- 0				
0- 0	0- 0	0- 0	NEUTRAL	0- 0	0- 0	0- 0				

RPI 1-25				RPI 26-50				RPI 51-100				RPI 101+ Team's RPI: 151			
RPI	S	Opponent	Score	RPI	S	Opponent	Score	RPI	S	Opponent	Score	RPI	S	Opponent	Score
14	A	Green Bay	51 65	27	A	Michigan St.	47 76	61	H	Northwestern	72 81	102	H	Western Mich.	45 68
				32	A	DePaul	88 75					108	H	Missouri St.	62 73
				36	H	Miami (FL)	50 77					109	A	Georgia Tech	77 84
												113	A	Southern Ill.	69 68
												117	H	Central Mich.	59 68
												245	A	Rice	57 50
												274	A	Evansville	63 49
												280	A	Bradley	67 54
												311	H	Wichita St.	60 55
												326	H	Lamar	82 71
												341	A	Eastern Ill.	86 75
LAST 12 Division I GAMES:															
274	A	Evansville	63 49	108	H	Missouri St.	62 73								
280	A	Bradley	67 54	311	H	Wichita St.	60 55								
245	A	Rice	57 50	113	A	Southern Ill.	69 68								
32	A	DePaul	88 75	27	A	Michigan St.	47 76								
14	A	Green Bay	51 65	102	H	Western Mich.	45 68								
61	H	Northwestern	72 81	326	H	Lamar	82 71								

Non-Div I Games:

Loyola Chicago

■ Loss,
■ Non-Conf,
■ S Site,
■ H Home
■ A Away
N Neutral

Loyola Maryland

Through Games Of Jan. 17, 2016

Average RPI Win:	309	WON-LOST	WINNING	LAST 10	STRENGTH OF	OPP. STRENGTH	TEAM	ADJ.	CONF.	ADJ CONF.
Average RPI Loss:	168	RECORD	PCT. RANK	GAMES	SCHEDULE	OF SCHEDULE	RPI	RPI	RPI	RPI
DIV. I ONLY	7- 10	214	5- 5	279	339	272	272	29	29	
DIV. I NON-CONF.	3- 8	258	1- 5	279	331	294	294	29	29	
TOTALS	RPI 1-25	RPI 26-50	W-L RECORDS	RPI 51-100	RPI 101-150	RPI 150+				
7- 10	0- 1	0- 1	OVERALL	0- 1	0- 0	7- 7				
5- 3	0- 0	0- 0	HOME	0- 0	0- 0	5- 3				
2- 7	0- 1	0- 1	AWAY	0- 1	0- 0	2- 4				
0- 0	0- 0	0- 0	NEUTRAL	0- 0	0- 0	0- 0				
3- 8	0- 1	0- 1	NON-CONFERENCE	0- 0	0- 0	3- 6				
1- 3	0- 0	0- 0	HOME	0- 0	0- 0	1- 3				
2- 5	0- 1	0- 1	AWAY	0- 0	0- 0	2- 3				
0- 0	0- 0	0- 0	NEUTRAL	0- 0	0- 0	0- 0				
4- 2	0- 0	0- 0	CONFERENCE	0- 1	0- 0	4- 1				
4- 0	0- 0	0- 0	HOME	0- 0	0- 0	4- 0				
0- 2	0- 0	0- 0	AWAY	0- 1	0- 0	0- 1				
0- 0	0- 0	0- 0	NEUTRAL	0- 0	0- 0	0- 0				

RPI 1-25				RPI 26-50				RPI 51-100				RPI 101+ Team's RPI: 272			
RPI	S	Opponent	Score	RPI	S	Opponent	Score	RPI	S	Opponent	Score	RPI	S	Opponent	Score
19	A	Maryland	47 97	50	A	Villanova	55 67	91	A	Army West Point	37 70	153	H	William & Mary	61 62
												176	A	Old Dominion	41 64
												187	H	UMBC	46 52
												197	A	Columbia	53 63
												223	A	Lehigh	48 66
												229	H	American	52 46
												234	H	Fairfield	45 71
												250	H	Navy	51 38
												315	A	Lipscomb	57 52
												336	A	Mt. St. Mary's	65 63
												339	H	Lafayette	66 65
												346	A	St. Francis Brooklyn	54 64
												347	H	Norfolk St.	75 67
												348	H	Boston U.	63 54
LAST 12 Division I GAMES:															
223	A	Lehigh	48 66	348	H	Boston U.	63 54								
339	H	Lafayette	66 65	250	H	Navy	51 38								
229	H	American	52 46	91	A	Army West Point	37 70								
346	A	St. Francis Brooklyn	54 64	336	A	Mt. St. Mary's	65 63								
187	H	UMBC	46 52	176	A	Old Dominion	41 64								
19	A	Maryland	47 97	197	A	Columbia	53 63								

Non-Div I Games:

Loyola Maryland

Loss, Non-Conf, S Site, H Home A Away N Neutral

Average RPI Win:	261	WON-LOST	WINNING	LAST 10	STRENGTH OF	OPP. STRENGTH	TEAM	ADJ.	CONF.	ADJ CONF.
Average RPI Loss:	129	RECORD	PCT. RANK	GAMES	SCHEDULE	OF SCHEDULE	RPI	RPI	RPI	RPI
DIV. I ONLY	7- 11	221	1- 0	283	115	261	261	8	8	
DIV. I NON-CONF.	4- 7	222	1- 0	330	152	304	304	9	9	
TOTALS	RPI 1-25	RPI 26-50	W-L RECORDS	RPI 51-100	RPI 101-150	RPI 150+				
7- 11	0- 0	0- 2	OVERALL	0- 3	1- 3	6- 3				
4- 5	0- 0	0- 0	HOME	0- 2	0- 1	4- 2				
2- 6	0- 0	0- 2	AWAY	0- 1	1- 2	1- 1				
1- 0	0- 0	0- 0	NEUTRAL	0- 0	0- 0	1- 0				
4- 7	0- 0	0- 1	NON-CONFERENCE	0- 1	0- 2	4- 3				
2- 2	0- 0	0- 0	HOME	0- 0	0- 0	2- 2				
1- 5	0- 0	0- 1	AWAY	0- 1	0- 2	1- 1				
1- 0	0- 0	0- 0	NEUTRAL	0- 0	0- 0	1- 0				
3- 4	0- 0	0- 1	CONFERENCE	0- 2	1- 1	2- 0				
2- 3	0- 0	0- 0	HOME	0- 2	0- 1	2- 0				
1- 1	0- 0	0- 1	AWAY	0- 0	1- 0	0- 0				
0- 0	0- 0	0- 0	NEUTRAL	0- 0	0- 0	0- 0				

RPI 1-25				RPI 26-50				RPI 51-100				RPI 101+ Team's RPI: 261			
RPI	S	Opponent	Score	RPI	S	Opponent	Score	RPI	S	Opponent	Score	RPI	S	Opponent	Score
				43	A	Missouri	48 80	72	H	Gonzaga	59 66	125	A	Hawaii	51 65
				48	A	St. Mary's (CA)	57 72	73	H	Santa Clara	56 57	128	H	San Francisco	73 75
								75	A	UC Riverside	62 80	135	A	Pacific	63 60
												149	A	Colorado	81 92
												156	A	Cal Poly	58 70
												227	H	Seattle	69 78
												249	H	San Diego St.	92 65
												254	A	UC Santa Barbara	70 63
												268	H	Pepperdine	79 69
												271	H	Portland	62 52
												319	H	UC Irvine	95 50
												324	H	Cal St. Fullerton	73 75
												330	N	Nevada	69 58
LAST 12 Division I GAMES:															
				135	A	Pacific	63 60	319	H	UC Irvine	95 50				
				48	A	St. Mary's (CA)	57 72	73	H	Santa Clara	56 57				
				268	H	Pepperdine	79 69	128	H	San Francisco	73 75				
				72	H	Gonzaga	59 66	249	H	San Diego St.	92 65				
				271	H	Portland	62 52	43	A	Missouri	48 80				
				156	A	Cal Poly	58 70	254	A	UC Santa Barbara	70 63				

Non-Div I Games:

Loyola Marymount

■ Loss,
 ■ Non-Conf,
 ■ S Site,
 ■ H Home
 ■ A Away
 N Neutral

Maine

Through Games Of Jan. 17, 2016

Average RPI Win:	238	WON-LOST	WINNING	LAST 10	STRENGTH OF	OPP. STRENGTH	TEAM	ADJ.	CONF.	ADJ CONF.
Average RPI Loss:	85	RECORD	PCT. RANK	GAMES	SCHEDULE	OF SCHEDULE	RPI	RPI	RPI	RPI
DIV. I ONLY	11- 7	111	6- 4	197	148	106	106	15	15	
DIV. I NON-CONF.	8- 6	137	4- 3	218	108	124	124	16	16	
TOTALS	RPI 1-25	RPI 26-50	W-L RECORDS	RPI 51-100	RPI 101-150	RPI 150+				
11- 7	0- 1	0- 2	OVERALL	0- 1	2- 2	9- 1				
5- 0	0- 0	0- 0	HOME	0- 0	0- 0	5- 0				
4- 6	0- 1	0- 1	AWAY	0- 1	0- 2	4- 1				
2- 1	0- 0	0- 1	NEUTRAL	0- 0	2- 0	0- 0				
8- 6	0- 1	0- 1	NON-CONFERENCE	0- 1	2- 2	6- 1				
3- 0	0- 0	0- 0	HOME	0- 0	0- 0	3- 0				
3- 5	0- 1	0- 0	AWAY	0- 1	0- 2	3- 1				
2- 1	0- 0	0- 1	NEUTRAL	0- 0	2- 0	0- 0				
3- 1	0- 0	0- 1	CONFERENCE	0- 0	0- 0	3- 0				
2- 0	0- 0	0- 0	HOME	0- 0	0- 0	2- 0				
1- 1	0- 0	0- 1	AWAY	0- 0	0- 0	1- 0				
0- 0	0- 0	0- 0	NEUTRAL	0- 0	0- 0	0- 0				

RPI 1-25				RPI 26-50				RPI 51-100				RPI 101+ Team's RPI: 106			
RPI	S	Opponent	Score	RPI	S	Opponent	Score	RPI	S	Opponent	Score	RPI	S	Opponent	Score
23	A	Purdue	33 56	40	N	Dayton	37 58	62	A	Boston College	48 55	104	A	North Carolina	58 59
				49	A	Albany (NY)	59 64					108	N	Missouri St.	69 65
												115	A	Minnesota	64 91
												127	N	LSU	52 41
												157	A	Harvard	64 53
												187	H	UMBC	65 55
												202	A	Northeastern	44 56
												236	H	Clemson	75 42
												240	H	Bryant	76 38
												297	A	Vermont	62 41
												298	H	UMass Lowell	74 44
												306	H	Central Conn. St.	62 42
												323	A	Dartmouth	59 41
												334	A	North Dakota St.	82 51
LAST 12 Division I GAMES:															
297	A	Vermont	62 41	49	A	Albany (NY)	59 64								
104	A	North Carolina	58 59	298	H	UMass Lowell	74 44								
23	A	Purdue	33 56	187	H	UMBC	65 55								
236	H	Clemson	75 42	202	A	Northeastern	44 56								
240	H	Bryant	76 38	127	N	LSU	52 41								
323	A	Dartmouth	59 41	108	N	Missouri St.	69 65								

Non-Div I Games: Colby 82 42

Maine

■ Loss,
 ■ Non-Conf,
 ■ S Site,
 ■ H Home
 ■ A Away
 N Neutral

Average RPI Win: 247		WON-LOST	WINNING	LAST 10	STRENGTH OF	OPP. STRENGTH	TEAM	ADJ.	CONF.	ADJ CONF.
Average RPI Loss: 194		RECORD	PCT. RANK	GAMES	SCHEDULE	OF SCHEDULE	RPI	RPI	RPI	RPI
DIV. I ONLY		6- 10	229	4- 6	259	318	258	258	25	25
DIV. I NON-CONF.		3- 6	234	2- 3	292	325	302	302	24	24
TOTALS	RPI 1-25	RPI 26-50		W-L RECORDS		RPI 51-100	RPI 101-150	RPI 150+		
6- 10	0- 0	0- 0		OVERALL		0- 0	0- 3	6- 7		
3- 4	0- 0	0- 0		HOME		0- 0	0- 1	3- 3		
3- 6	0- 0	0- 0		AWAY		0- 0	0- 2	3- 4		
0- 0	0- 0	0- 0		NEUTRAL		0- 0	0- 0	0- 0		
3- 6	0- 0	0- 0		NON-CONFERENCE		0- 0	0- 2	3- 4		
2- 2	0- 0	0- 0		HOME		0- 0	0- 1	2- 1		
1- 4	0- 0	0- 0		AWAY		0- 0	0- 1	1- 3		
0- 0	0- 0	0- 0		NEUTRAL		0- 0	0- 0	0- 0		
3- 4	0- 0	0- 0		CONFERENCE		0- 0	0- 1	3- 3		
1- 2	0- 0	0- 0		HOME		0- 0	0- 0	1- 2		
2- 2	0- 0	0- 0		AWAY		0- 0	0- 1	2- 1		
0- 0	0- 0	0- 0		NEUTRAL		0- 0	0- 0	0- 0		

RPI 1-25				RPI 26-50				RPI 51-100				RPI 101+				Team's RPI: 258	
RPI	S	Opponent	Score	RPI	S	Opponent	Score	RPI	S	Opponent	Score	RPI	S	Opponent	Score		
												101	H	Bucknell	56	61	
												119	A	Iona	56	67	
												124	A	Yale	36	62	
												154	A	Quinnipiac	52	42	
												170	H	Brown	80	56	
												191	H	Fordham	49	60	
												208	H	Marist	73	79	
												217	A	Siena	59	60	
												229	A	American	48	52	
												234	A	Fairfield	70	55	
												234	H	Fairfield	57	59	
												235	A	New Hampshire	57	72	
												273	H	Niagara	80	62	
												282	A	Holy Cross	44	58	
												302	A	Fairleigh Dickinson	85	78	
												346	H	St. Francis Brooklyn	61	53	
LAST 12 Division I GAMES:																	
				234	A	Fairfield	70 55	234	H	Fairfield	57 59						
				119	A	Iona	56 67	208	H	Marist	73 79						
				229	A	American	48 52	217	A	Siena	59 60						
				346	H	St. Francis Brooklyn	61 53	273	H	Niagara	80 62						
				282	A	Holy Cross	44 58	124	A	Yale	36 62						
				154	A	Quinnipiac	52 42	170	H	Brown	80 56						

Non-Div I Games:

Manhattan

Loss, Non-Conf, S Site, H Home A Away N Neutral

Average RPI Win: 244	WON-LOST	WINNING	LAST 10	STRENGTH OF	OPP. STRENGTH	TEAM	ADJ.	CONF.	ADJ CONF.
Average RPI Loss: 113	RECORD	PCT. RANK	GAMES	SCHEDULE	OF SCHEDULE	RPI	RPI	RPI	RPI
DIV. I ONLY	7- 11	221	6- 4	144	200	208	208	25	25
DIV. I NON-CONF.	1- 9	325	1- 3	54	107	235	235	24	24
TOTALS	RPI 1-25	RPI 26-50	W-L RECORDS	RPI 51-100	RPI 101-150	RPI 150+			
7- 11	0- 1	0- 1	OVERALL	0- 3	1- 4	6- 2			
4- 3	0- 0	0- 0	HOME	0- 2	1- 0	3- 1			
3- 5	0- 0	0- 1	AWAY	0- 1	0- 2	3- 1			
0- 3	0- 1	0- 0	NEUTRAL	0- 0	0- 2	0- 0			
1- 9	0- 1	0- 1	NON-CONFERENCE	0- 3	0- 3	1- 1			
0- 3	0- 0	0- 0	HOME	0- 2	0- 0	0- 1			
1- 3	0- 0	0- 1	AWAY	0- 1	0- 1	1- 0			
0- 3	0- 1	0- 0	NEUTRAL	0- 0	0- 2	0- 0			
6- 2	0- 0	0- 0	CONFERENCE	0- 0	1- 1	5- 1			
4- 0	0- 0	0- 0	HOME	0- 0	1- 0	3- 0			
2- 2	0- 0	0- 0	AWAY	0- 0	0- 1	2- 1			
0- 0	0- 0	0- 0	NEUTRAL	0- 0	0- 0	0- 0			

RPI 1-25				RPI 26-50				RPI 51-100				RPI 101+ Team's RPI: 208			
RPI	S	Opponent	Score	RPI	S	Opponent	Score	RPI	S	Opponent	Score	RPI	S	Opponent	Score
15	N	Louisville	53 65	44	A	St. John's (NY)	47 61	64	H	Hofstra	67 71	103	A	Creighton	46 89
								67	H	Princeton	44 77	108	N	Missouri St.	45 77
								79	A	South Dakota St.	68 77	119	A	Iona	49 69
												119	H	Iona	62 61
												127	N	LSU	49 72
												154	H	Quinnipiac	56 47
												198	H	Delaware	50 56
												234	A	Fairfield	72 57
												258	A	Manhattan	79 73
												278	H	Rider	66 54
												316	A	Monmouth	52 60
												316	H	Monmouth	78 55
												348	A	Boston U.	73 54
LAST 12 Division I GAMES:															
316	A	Monmouth	52 60	316	H	Monmouth	78 55								
119	A	Iona	49 69	119	H	Iona	62 61								
278	H	Rider	66 54	258	A	Manhattan	79 73								
67	H	Princeton	44 77	234	A	Fairfield	72 57								
64	H	Hofstra	67 71	154	H	Quinnipiac	56 47								
348	A	Boston U.	73 54	108	N	Missouri St.	45 77								

Non-Div I Games:

Marist

■ Loss,
 ■ Non-Conf,
 S Site,
 ■ Home
 ■ Away
 N Neutral

M

Marquette

Marquette

Marquette

Average RPI Win:	261	WON-LOST	WINNING	LAST 10	STRENGTH OF	OPP. STRENGTH	TEAM	ADJ.	CONF.	ADJ CONF.
Average RPI Loss:	90	RECORD	PCT. RANK	GAMES	SCHEDULE	OF SCHEDULE	RPI	RPI	RPI	RPI
DIV. I ONLY	10- 4	70	5- 4	307	223	167	167	11	11	
DIV. I NON-CONF.	8- 1	23	5- 1	319	305	135	135	10	10	
TOTALS	RPI 1-25	RPI 26-50	W-L RECORDS	RPI 51-100	RPI 101-150	RPI 150+				
10- 4	0- 0	0- 1	OVERALL	0- 1	1- 2	9- 0				
7- 1	0- 0	0- 0	HOME	0- 0	0- 1	7- 0				
3- 2	0- 0	0- 0	AWAY	0- 1	1- 1	2- 0				
0- 1	0- 0	0- 1	NEUTRAL	0- 0	0- 0	0- 0				
8- 1	0- 0	0- 1	NON-CONFERENCE	0- 0	1- 0	7- 0				
6- 0	0- 0	0- 0	HOME	0- 0	0- 0	6- 0				
2- 0	0- 0	0- 0	AWAY	0- 0	1- 0	1- 0				
0- 1	0- 0	0- 1	NEUTRAL	0- 0	0- 0	0- 0				
2- 3	0- 0	0- 0	CONFERENCE	0- 1	0- 2	2- 0				
1- 1	0- 0	0- 0	HOME	0- 0	0- 1	1- 0				
1- 2	0- 0	0- 0	AWAY	0- 1	0- 1	1- 0				
0- 0	0- 0	0- 0	NEUTRAL	0- 0	0- 0	0- 0				

RPI 1-25			RPI 26-50			RPI 51-100			RPI 101+			Team's RPI: 167
RPI	S	Opponent	Score	RPI	S	Opponent	Score	RPI	S	Opponent	Score	
				47	N	West Virginia	60 66	58	A	Western Ky.	52 81	
								110	A	Fla. Atlantic	73 84	
								113	A	Southern Ill.	61 55	
								143	H	North Texas	63 71	
								171	H	Cornell	73 47	
								185	H	Rhode Island	72 62	
								245	H	Rice	81 52	
								265	H	Saint Francis (PA)	81 73	
								281	A	Morehead St.	104 101	
								321	A	FIU	65 58	
								337	H	NJIT	63 50	
								345	H	Alabama A&M	81 45	
								347	H	Norfolk St.	81 67	
LAST 12 Division I GAMES:												
110	A	Fla. Atlantic	73 84	245	H	Rice	81 52					
58	A	Western Ky.	52 81	143	H	North Texas	63 71					
113	A	Southern Ill.	61 55	321	A	FIU	65 58					
347	H	Norfolk St.	81 67	345	H	Alabama A&M	81 45					
265	H	Saint Francis (PA)	81 73	171	H	Cornell	73 47					
47	N	West Virginia	60 66	337	H	NJIT	63 50					

Non-Div I Games: Brescia 92 40 West Va. Tech 83 39

Marshall

Maryland

Through Games Of Jan. 17, 2016

Average RPI Win:	159	WON-LOST	WINNING	LAST 10	STRENGTH OF	OPP. STRENGTH	TEAM	ADJ.	CONF.	ADJ CONF.
Average RPI Loss:	4	RECORD	PCT. RANK	GAMES	SCHEDULE	OF SCHEDULE	RPI	RPI	RPI	RPI
DIV. I ONLY	16- 2	9	8- 2	69	35	19	19	4	4	
DIV. I NON-CONF.	11- 1	15	5- 1	201	111	47	47	4	4	
TOTALS	RPI 1-25	RPI 26-50	W-L RECORDS	RPI 51-100	RPI 101-150	RPI 150+				
16- 2	1- 2	1- 0	OVERALL	4- 0	3- 0	7- 0				
9- 1	0- 1	1- 0	HOME	2- 0	1- 0	5- 0				
4- 0	1- 0	0- 0	AWAY	1- 0	1- 0	1- 0				
3- 1	0- 1	0- 0	NEUTRAL	1- 0	1- 0	1- 0				
11- 1	0- 1	1- 0	NON-CONFERENCE	1- 0	2- 0	7- 0				
7- 0	0- 0	1- 0	HOME	0- 0	1- 0	5- 0				
1- 0	0- 0	0- 0	AWAY	0- 0	0- 0	1- 0				
3- 1	0- 1	0- 0	NEUTRAL	1- 0	1- 0	1- 0				
5- 1	1- 1	0- 0	CONFERENCE	3- 0	1- 0	0- 0				
2- 1	0- 1	0- 0	HOME	2- 0	0- 0	0- 0				
3- 0	1- 0	0- 0	AWAY	1- 0	1- 0	0- 0				
0- 0	0- 0	0- 0	NEUTRAL	0- 0	0- 0	0- 0				

RPI S	Opponent	Score	RPI S	Opponent	Score	RPI S	Opponent	Score	RPI S	Opponent	Score
2 N	UConn	73 83	30 H	Syracuse	82 64	61 H	Northwestern	80 62	107 A	Illinois	79 63
6 H	Ohio St.	71 80				71 A	Michigan	74 67	136 H	Southern U.	94 61
21 A	Iowa	76 56				79 N	South Dakota St.	62 55	150 N	Pittsburgh	70 49
						82 H	Nebraska	89 50	176 N	Old Dominion	95 49
									180 H	Detroit	97 41
									264 H	High Point	105 50
									272 H	Loyola Maryland	97 47
									298 H	UMass Lowell	102 53
									306 H	Central Conn. St.	86 43
									313 A	UMES	106 30
LAST 12 Division I GAMES:											
82 H	Nebraska	89 50	61 H	Northwestern	80 62						
6 H	Ohio St.	71 80	71 A	Michigan	74 67						
107 A	Illinois	79 63	21 A	Iowa	76 56						
2 N	UConn	73 83	272 H	Loyola Maryland	97 47						
313 A	UMES	106 30	306 H	Central Conn. St.	86 43						
136 H	Southern U.	94 61	30 H	Syracuse	82 64						

Non-Div I Games:

Maryland

Loss, Non-Conf, S Site, H Home A Away N Neutral

Massachusetts

Through Games Of Jan. 17, 2016

Average RPI Win:	245	WON-LOST	WINNING	LAST 10	STRENGTH OF	OPP. STRENGTH	TEAM	ADJ.	CONF.	ADJ CONF.
Average RPI Loss:	120	RECORD	PCT. RANK	GAMES	SCHEDULE	OF SCHEDULE	RPI	RPI	RPI	RPI
DIV. I ONLY	6- 11	246	0- 1	146	199	221	221	9	9	
DIV. I NON-CONF.	6- 6	160	0- 1	255	239	204	204	8	8	
TOTALS	RPI 1-25	RPI 26-50	W-L RECORDS	RPI 51-100	RPI 101-150	RPI 150+				
6- 11	0- 0	0- 2	OVERALL	1- 5	0- 1	5- 3				
4- 4	0- 0	0- 0	HOME	1- 3	0- 0	3- 1				
2- 6	0- 0	0- 2	AWAY	0- 1	0- 1	2- 2				
0- 1	0- 0	0- 0	NEUTRAL	0- 1	0- 0	0- 0				
6- 6	0- 0	0- 1	NON-CONFERENCE	1- 2	0- 1	5- 2				
4- 1	0- 0	0- 0	HOME	1- 1	0- 0	3- 0				
2- 4	0- 0	0- 1	AWAY	0- 0	0- 1	2- 2				
0- 1	0- 0	0- 0	NEUTRAL	0- 1	0- 0	0- 0				
0- 5	0- 0	0- 1	CONFERENCE	0- 3	0- 0	0- 1				
0- 3	0- 0	0- 0	HOME	0- 2	0- 0	0- 1				
0- 2	0- 0	0- 1	AWAY	0- 1	0- 0	0- 0				
0- 0	0- 0	0- 0	NEUTRAL	0- 0	0- 0	0- 0				

RPI 1-25				RPI 26-50				RPI 51-100				RPI 101+				Team's RPI: 221
RPI	S	Opponent	Score	RPI	S	Opponent	Score	RPI	S	Opponent	Score	RPI	S	Opponent	Score	
				39	A	St. Bonaventure	41 66	56	N	Ball St.	54 81	149	A	Colorado	63 90	
				42	A	Duke	46 70	64	H	Hofstra	57 56	157	A	Harvard	65 67	
								68	H	Saint Joseph's	58 62	224	H	Richmond	68 74	
								88	A	Saint Louis	49 69	238	H	Hartford	63 57	
								94	H	Buffalo	48 56	240	A	Bryant	86 69	
								98	H	VCU	66 74	282	A	Holy Cross	74 60	
												298	H	UMass Lowell	84 58	
												306	A	Central Conn. St.	68 78	
												348	H	Boston U.	73 56	
LAST 12 Division I GAMES:																
				39	A	St. Bonaventure	41 66	56	N	Ball St.	54 81					
				68	H	Saint Joseph's	58 62	224	H	Richmond	68 74					
				98	H	VCU	66 74	88	A	Saint Louis	49 69					
				298	H	UMass Lowell	84 58	42	A	Duke	46 70					
				238	H	Hartford	63 57	306	A	Central Conn. St.	68 78					
				348	H	Boston U.	73 56	64	H	Hofstra	57 56					

Non-Div I Games:

Massachusetts

Loss, Non-Conf, S Site, H Home A Away N Neutral

Average RPI Win:	250	WON-LOST	WINNING	LAST 10	STRENGTH OF	OPP. STRENGTH	TEAM	ADJ.	CONF.	ADJ CONF.
Average RPI Loss:	96	RECORD	PCT. RANK	GAMES	SCHEDULE	OF SCHEDULE	RPI	RPI	RPI	RPI
DIV. I ONLY	8- 6	131	1- 0	212	147	115	115	26	26	
DIV. I NON-CONF.	5- 4	139	1- 0	153	117	101	101	25	25	
TOTALS	RPI 1-25	RPI 26-50	W-L RECORDS	RPI 51-100	RPI 101-150	RPI 150+				
8- 6	0- 2	0- 0	OVERALL	0- 2	0- 0	8- 2				
4- 0	0- 0	0- 0	HOME	0- 0	0- 0	4- 0				
3- 6	0- 2	0- 0	AWAY	0- 2	0- 0	3- 2				
1- 0	0- 0	0- 0	NEUTRAL	0- 0	0- 0	1- 0				
5- 4	0- 1	0- 0	NON-CONFERENCE	0- 2	0- 0	5- 1				
2- 0	0- 0	0- 0	HOME	0- 0	0- 0	2- 0				
2- 4	0- 1	0- 0	AWAY	0- 2	0- 0	2- 1				
1- 0	0- 0	0- 0	NEUTRAL	0- 0	0- 0	1- 0				
3- 2	0- 1	0- 0	CONFERENCE	0- 0	0- 0	3- 1				
2- 0	0- 0	0- 0	HOME	0- 0	0- 0	2- 0				
1- 2	0- 1	0- 0	AWAY	0- 0	0- 0	1- 1				
0- 0	0- 0	0- 0	NEUTRAL	0- 0	0- 0	0- 0				

RPI	S	Opponent	Score
3	A	Baylor	46 105
18	A	Abilene Christian	62 79

RPI	S	Opponent	Score
-----	---	----------	-------

RPI	S	Opponent	Score
55	A	Chattanooga	53 68
74	A	Tulane	55 74

RPI	S	Opponent	Score	Team's RPI: 115
169	A	Texas-Arlington	63 57	
172	A	Ole Miss	56 96	
200	A	Louisiana Tech	74 71	
231	A	Houston Baptist	71 64	
233	H	Sam Houston St.	82 79	
245	H	Rice	61 53	
256	A	Stephen F. Austin	55 80	
270	H	La.-Monroe	72 62	
323	N	Dartmouth	78 56	
332	H	A&M-Corpus Christi	72 51	

LAST 12 Division I GAMES:

332	H	A&M-Corpus Christi	72 51	169	A	Texas-Arlington	63 57
231	A	Houston Baptist	71 64	233	H	Sam Houston St.	82 79
256	A	Stephen F. Austin	55 80	18	A	Abilene Christian	62 79
200	A	Louisiana Tech	74 71	3	A	Baylor	46 105
172	A	Ole Miss	56 96	74	A	Tulane	55 74
270	H	La.-Monroe	72 62	245	H	Rice	61 53

Non-Div I Games: Loyola (LA) 70 69 Louisiana Col. 73 59 Southern-N.O. 97 61

McNeese St.

Loss, Non-Conf, S Site, H Home A Away N Neutral

Average RPI Win:	178	WON-LOST	WINNING	LAST 10	STRENGTH OF	OPP. STRENGTH	TEAM	ADJ.	CONF.	ADJ CONF.
Average RPI Loss:	114	RECORD	PCT. RANK	GAMES	SCHEDULE	OF SCHEDULE	RPI	RPI	RPI	RPI
DIV. I ONLY	9- 9	166	5- 5	137	64	160	160	7	7	
DIV. I NON-CONF.	6- 5	147	2- 3	179	96	162	162	7	7	
TOTALS	RPI 1-25	RPI 26-50	W-L RECORDS	RPI 51-100	RPI 101-150	RPI 150+				
9- 9	0- 1	0- 1	OVERALL	1- 2	4- 2	4- 3				
7- 4	0- 1	0- 1	HOME	1- 1	3- 0	3- 1				
2- 5	0- 0	0- 0	AWAY	0- 1	1- 2	1- 2				
0- 0	0- 0	0- 0	NEUTRAL	0- 0	0- 0	0- 0				
6- 5	0- 0	0- 1	NON-CONFERENCE	0- 1	4- 1	2- 2				
5- 2	0- 0	0- 1	HOME	0- 1	3- 0	2- 0				
1- 3	0- 0	0- 0	AWAY	0- 0	1- 1	0- 2				
0- 0	0- 0	0- 0	NEUTRAL	0- 0	0- 0	0- 0				
3- 4	0- 1	0- 0	CONFERENCE	1- 1	0- 1	2- 1				
2- 2	0- 1	0- 0	HOME	1- 0	0- 0	1- 1				
1- 2	0- 0	0- 0	AWAY	0- 1	0- 1	1- 0				
0- 0	0- 0	0- 0	NEUTRAL	0- 0	0- 0	0- 0				

RPI 1-25				RPI 26-50				RPI 51-100				RPI 101+ Team's RPI: 160			
RPI	S	Opponent	Score	RPI	S	Opponent	Score	RPI	S	Opponent	Score	RPI	S	Opponent	Score
2	H	UConn	46 86	29	H	George Washington	62 68	74	H	Tulane	83 67	107	H	Illinois	81 75
								85	A	Temple	58 82	113	H	Southern Ill.	61 58
								88	H	Saint Louis	57 63	115	A	Minnesota	60 70
												117	A	Central Mich.	64 61
												126	H	Georgetown	57 53
												130	A	SMU	49 58
												182	A	Kansas	63 72
												193	H	Tulsa	59 65
												204	A	Little Rock	53 61
												205	A	Cincinnati	64 47
												218	H	Houston	74 57
												305	H	Jacksonville St.	70 55
												341	H	Eastern Ill.	80 49
LAST 12 Division I GAMES:															
205	A	Cincinnati	64 47	130	A	SMU	49 58								
218	H	Houston	74 57	2	H	UConn	46 86								
74	H	Tulane	83 67	193	H	Tulsa	59 65								
85	A	Temple	58 82	115	A	Minnesota	60 70								
107	H	Illinois	81 75	29	H	George Washington	62 68								
117	A	Central Mich.	64 61	88	H	Saint Louis	57 63								

Non-Div I Games:

Memphis

■ Loss,
 ■ Non-Conf, S Site,
 ■ Home
 ■ Away
 N Neutral

Average RPI Win:	275	WON-LOST	WINNING	LAST 10	STRENGTH OF	OPP. STRENGTH	TEAM	ADJ.	CONF.	ADJ CONF.
Average RPI Loss:	72	RECORD	PCT. RANK	GAMES	SCHEDULE	OF SCHEDULE	RPI	RPI	RPI	RPI
DIV. I ONLY	11- 5	84	7- 2	276	228	143	143	17	17	
DIV. I NON-CONF.	8- 5	118	5- 3	247	247	169	169	17	17	
TOTALS	RPI 1-25	RPI 26-50	W-L RECORDS	RPI 51-100	RPI 101-150	RPI 150+				
11- 5	0- 1	0- 1	OVERALL	0- 2	0- 1	11- 0				
4- 2	0- 0	0- 0	HOME	0- 1	0- 1	4- 0				
6- 2	0- 1	0- 1	AWAY	0- 0	0- 0	6- 0				
1- 1	0- 0	0- 0	NEUTRAL	0- 1	0- 0	1- 0				
8- 5	0- 1	0- 1	NON-CONFERENCE	0- 2	0- 1	8- 0				
4- 2	0- 0	0- 0	HOME	0- 1	0- 1	4- 0				
3- 2	0- 1	0- 1	AWAY	0- 0	0- 0	3- 0				
1- 1	0- 0	0- 0	NEUTRAL	0- 1	0- 0	1- 0				
3- 0	0- 0	0- 0	CONFERENCE	0- 0	0- 0	3- 0				
0- 0	0- 0	0- 0	HOME	0- 0	0- 0	0- 0				
3- 0	0- 0	0- 0	AWAY	0- 0	0- 0	3- 0				
0- 0	0- 0	0- 0	NEUTRAL	0- 0	0- 0	0- 0				

RPI S	Opponent	Score	RPI S	Opponent	Score	RPI S	Opponent	Score	RPI S	Opponent	Score	Team's RPI: 143
24	A Florida St.	36 79	41	A Georgia	44 57	88	H Saint Louis	60 68	113	H Southern Ill.	52 55	
						93	N Charlotte	62 72	158	A Samford	63 60	
									195	H Col. of Charleston	66 58	
									259	A UNCG	86 78	
									287	A Kennesaw St.	72 61	
									291	A Tennessee Tech	63 47	
									294	N Howard	70 53	
									305	H Jacksonville St.	46 39	
									307	A Florida A&M	54 50	
									308	H North Florida	68 54	
									312	H Ga. Southern	62 50	
									314	A Western Caro.	92 88	
LAST 12 Division I GAMES:												
307	A Florida A&M	54 50	158	A Samford	63 60							
308	H North Florida	68 54	314	A Western Caro.	92 88							
195	H Col. of Charleston	66 58	259	A UNCG	86 78							
305	H Jacksonville St.	46 39	287	A Kennesaw St.	72 61							
113	H Southern Ill.	52 55	41	A Georgia	44 57							
24	A Florida St.	36 79	294	N Howard	70 53							

Non-Div I Games: Faulkner 86 33 Coastal Ga. 87 48

Mercer

Loss, Non-Conf, S Site, H Home A Away N Neutral

Average RPI Win: 175		WON-LOST	WINNING	LAST 10	STRENGTH OF	OPP. STRENGTH	TEAM	ADJ.	CONF.	ADJ CONF.
Average RPI Loss: 40		RECORD	PCT. RANK	GAMES	SCHEDULE	OF SCHEDULE	RPI	RPI	RPI	RPI
DIV. I ONLY		17- 2	8	8- 2	141	65	36	36	5	5
DIV. I NON-CONF.		12- 1	10	5- 1	187	103	38	38	5	5
TOTALS		RPI 1-25	RPI 26-50		W-L RECORDS		RPI 51-100	RPI 101-150	RPI 150+	
17- 2	0- 1	0- 0		OVERALL		4- 1	3- 0	10- 0		
11- 0	0- 0	0- 0		HOME		2- 0	2- 0	7- 0		
5- 1	0- 0	0- 0		AWAY		1- 1	1- 0	3- 0		
1- 1	0- 1	0- 0		NEUTRAL		1- 0	0- 0	0- 0		
12- 1	0- 1	0- 0		NON-CONFERENCE		3- 0	1- 0	8- 0		
8- 0	0- 0	0- 0		HOME		1- 0	1- 0	6- 0		
3- 0	0- 0	0- 0		AWAY		1- 0	0- 0	2- 0		
1- 1	0- 1	0- 0		NEUTRAL		1- 0	0- 0	0- 0		
5- 1	0- 0	0- 0		CONFERENCE		1- 1	2- 0	2- 0		
3- 0	0- 0	0- 0		HOME		1- 0	1- 0	1- 0		
2- 1	0- 0	0- 0		AWAY		0- 1	1- 0	1- 0		
0- 0	0- 0	0- 0		NEUTRAL		0- 0	0- 0	0- 0		

RPI 1-25				RPI 26-50				Team's RPI: 36				RPI 51-100				RPI 101+			
RPI	S	Opponent	Score	RPI	S	Opponent	Score	RPI	S	Opponent	Score	RPI	S	Opponent	Score	RPI	S	Opponent	Score
3	N	Baylor	81 88									60	H	North Carolina St.	73 44	104	A	North Carolina	76 61
												70	N	Indiana	89 75	107	H	Illinois	73 64
												77	A	Virginia	56 76	150	H	Pittsburgh	79 55
												83	H	Wright St.	80 67	151	A	Loyola Chicago	77 50
												93	A	Charlotte	77 70	176	A	Old Dominion	61 35
																181	H	Wake Forest	71 60
																192	H	Coppin St.	78 59
																216	H	Milwaukee	77 38
																236	A	Clemson	83 49
																260	H	Bethune-Cookman	55 47
																283	H	La Salle	86 58
																298	H	UMass Lowell	84 53
																321	H	FIU	83 55
LAST 12 Division I GAMES:																			
				150	H	Pittsburgh	79 55					104	A	North Carolina	76 61				
				77	A	Virginia	56 76					181	H	Wake Forest	71 60				
				60	H	North Carolina St.	73 44					236	A	Clemson	83 49				
				321	H	FIU	83 55					298	H	UMass Lowell	84 53				
				70	N	Indiana	89 75					192	H	Coppin St.	78 59				
				3	N	Baylor	81 88					107	H	Illinois	73 64				

Non-Div I Games:

Miami (FL)

■ Loss,
■ Non-Conf, S Site,
■ Home
■ Away
N Neutral

Average RPI Win:	257	WON-LOST	WINNING	LAST 10	STRENGTH OF	OPP. STRENGTH	TEAM	ADJ.	CONF.	ADJ CONF.
Average RPI Loss:	127	RECORD	PCT. RANK	GAMES	SCHEDULE	OF SCHEDULE	RPI	RPI	RPI	RPI
DIV. I ONLY	7- 9	203	3- 7	258	159	242	242	10	10	
DIV. I NON-CONF.	6- 5	147	4- 3	303	149	227	227	11	11	
TOTALS	RPI 1-25	RPI 26-50	W-L RECORDS	RPI 51-100	RPI 101-150	RPI 150+				
7- 9	0- 0	0- 0	OVERALL	0- 3	0- 3	7- 3				
5- 4	0- 0	0- 0	HOME	0- 0	0- 1	5- 3				
1- 5	0- 0	0- 0	AWAY	0- 3	0- 2	1- 0				
1- 0	0- 0	0- 0	NEUTRAL	0- 0	0- 0	1- 0				
6- 5	0- 0	0- 0	NON-CONFERENCE	0- 2	0- 1	6- 2				
4- 2	0- 0	0- 0	HOME	0- 0	0- 0	4- 2				
1- 3	0- 0	0- 0	AWAY	0- 2	0- 1	1- 0				
1- 0	0- 0	0- 0	NEUTRAL	0- 0	0- 0	1- 0				
1- 4	0- 0	0- 0	CONFERENCE	0- 1	0- 2	1- 1				
1- 2	0- 0	0- 0	HOME	0- 0	0- 1	1- 1				
0- 2	0- 0	0- 0	AWAY	0- 1	0- 1	0- 0				
0- 0	0- 0	0- 0	NEUTRAL	0- 0	0- 0	0- 0				

RPI 1-25				RPI 26-50				RPI 51-100				RPI 101+				Team's RPI: 242	
RPI	S	Opponent	Score	RPI	S	Opponent	Score	RPI	S	Opponent	Score	RPI	S	Opponent	Score		
								56	A	Ball St.	41	66	102	A	Western Mich.	66	80
								71	A	Michigan	55	97	110	A	Fla. Atlantic	65	68
								87	A	UT Martin	47	74	111	H	Toledo	50	55
													175	H	Eastern Ky.	72	77
													179	H	Northern Ky.	57	71
													201	A	Valparaiso	75	72
													237	H	Northern Ill.	66	60
													241	H	Oakland	65	54
													251	H	Bowling Green	58	64
													253	H	Austin Peay	75	60
													274	H	Evansville	91	85
													281	H	Morehead St.	59	57
													310	N	LIU Brooklyn	68	49
LAST 12 Division I GAMES:																	
				237	H	Northern Ill.	66 60					102	A	Western Mich.	66 80		
				251	H	Bowling Green	58 64					111	H	Toledo	50 55		
				110	A	Fla. Atlantic	65 68					56	A	Ball St.	41 66		
				310	N	LIU Brooklyn	68 49					241	H	Oakland	65 54		
				71	A	Michigan	55 97					201	A	Valparaiso	75 72		
				87	A	UT Martin	47 74					281	H	Morehead St.	59 57		

Non-Div I Games:

Miami (OH)

■ Loss,
 ■ Non-Conf, S Site,
 ■ Home
 ■ Away
 N Neutral

Michigan

Through Games Of Jan. 17, 2016

Average RPI Win:	170	WON-LOST	WINNING	LAST 10	STRENGTH OF	OPP. STRENGTH	TEAM	ADJ.	CONF.	ADJ CONF.
Average RPI Loss:	46	RECORD	PCT. RANK	GAMES	SCHEDULE	OF SCHEDULE	RPI	RPI	RPI	RPI
DIV. I ONLY	11- 6	102	4- 6	40	82	71	71	4	4	
DIV. I NON-CONF.	8- 3	78	3- 3	95	189	81	81	4	4	
TOTALS	RPI 1-25	RPI 26-50	W-L RECORDS	RPI 51-100	RPI 101-150	RPI 150+				
11- 6	1- 3	0- 0	OVERALL	0- 3	4- 0	6- 0				
8- 3	1- 3	0- 0	HOME	0- 0	3- 0	4- 0				
3- 3	0- 0	0- 0	AWAY	0- 3	1- 0	2- 0				
0- 0	0- 0	0- 0	NEUTRAL	0- 0	0- 0	0- 0				
8- 3	0- 1	0- 0	NON-CONFERENCE	0- 2	3- 0	5- 0				
7- 1	0- 1	0- 0	HOME	0- 0	3- 0	4- 0				
1- 2	0- 0	0- 0	AWAY	0- 2	0- 0	1- 0				
0- 0	0- 0	0- 0	NEUTRAL	0- 0	0- 0	0- 0				
3- 3	1- 2	0- 0	CONFERENCE	0- 1	1- 0	1- 0				
1- 2	1- 2	0- 0	HOME	0- 0	0- 0	0- 0				
2- 1	0- 0	0- 0	AWAY	0- 1	1- 0	1- 0				
0- 0	0- 0	0- 0	NEUTRAL	0- 0	0- 0	0- 0				

RPI 1-25				RPI 26-50				RPI 51-100 Team's RPI: 71				RPI 101+			
RPI	S	Opponent	Score	RPI	S	Opponent	Score	RPI	S	Opponent	Score	RPI	S	Opponent	Score
9	H	UCLA	77 86					67	A	Princeton	57 74	115	A	Minnesota	93 86
19	H	Maryland	67 74					70	A	Indiana	69 77	134	H	Xavier	92 54
21	H	Iowa	82 75					86	A	Eastern Mich.	63 64	142	H	Oral Roberts	61 44
23	H	Purdue	63 65									150	H	Pittsburgh	82 45
												178	A	Penn St.	91 87
												180	A	Detroit	88 61
												225	H	Binghamton	90 62
												238	H	Hartford	83 47
												242	H	Miami (OH)	97 55
												243	H	USC Upstate	119 61
LAST 12 Division I GAMES:															
21	H	Iowa	82 75	178	A	Penn St.	91 87								
70	A	Indiana	69 77	19	H	Maryland	67 74								
23	H	Purdue	63 65	115	A	Minnesota	93 86								
86	A	Eastern Mich.	63 64	67	A	Princeton	57 74								
242	H	Miami (OH)	97 55	150	H	Pittsburgh	82 45								
9	H	UCLA	77 86	142	H	Oral Roberts	61 44								

Non-Div I Games:

Michigan

■ Loss,
 ■ Non-Conf,
 ■ S Site,
 ■ H Home
 ■ A Away
 N Neutral

Average RPI Win:	145	WON-LOST	WINNING	LAST 10	STRENGTH OF	OPP. STRENGTH	TEAM	ADJ.	CONF.	ADJ CONF.
Average RPI Loss:	24	RECORD	PCT. RANK	GAMES	SCHEDULE	OF SCHEDULE	RPI	RPI	RPI	RPI
DIV. I ONLY	13- 4	46	8- 2	46	17	27	27	4	4	
DIV. I NON-CONF.	9- 2	37	5- 1	47	56	25	25	4	4	
TOTALS	RPI 1-25	RPI 26-50	W-L RECORDS	RPI 51-100	RPI 101-150	RPI 150+				
13- 4	1- 3	1- 0	OVERALL	1- 1	2- 0	8- 0				
8- 1	1- 1	1- 0	HOME	1- 0	2- 0	3- 0				
4- 2	0- 1	0- 0	AWAY	0- 1	0- 0	4- 0				
1- 1	0- 1	0- 0	NEUTRAL	0- 0	0- 0	1- 0				
9- 2	0- 2	1- 0	NON-CONFERENCE	0- 0	1- 0	7- 0				
5- 1	0- 1	1- 0	HOME	0- 0	1- 0	3- 0				
3- 0	0- 0	0- 0	AWAY	0- 0	0- 0	3- 0				
1- 1	0- 1	0- 0	NEUTRAL	0- 0	0- 0	1- 0				
4- 2	1- 1	0- 0	CONFERENCE	1- 1	1- 0	1- 0				
3- 0	1- 0	0- 0	HOME	1- 0	1- 0	0- 0				
1- 2	0- 1	0- 0	AWAY	0- 1	0- 0	1- 0				
0- 0	0- 0	0- 0	NEUTRAL	0- 0	0- 0	0- 0				

RPI 1-25				RPI 26-50				Team's RPI: 27				RPI 51-100				RPI 101+			
RPI	S	Opponent	Score	RPI	S	Opponent	Score	RPI	S	Opponent	Score	RPI	S	Opponent	Score	RPI	S	Opponent	Score
3	N	Baylor	76 84	41	H	Georgia	66 45	61	H	Northwestern	74 51	102	H	Western Mich.	78 40				
6	A	Ohio St.	80 85					70	A	Indiana	65 81	148	H	Wisconsin	77 67				
15	H	Louisville	78 85									151	H	Loyola Chicago	76 47				
21	H	Iowa	80 73									168	H	Idaho St.	79 60				
												178	A	Penn St.	71 55				
												180	H	Detroit	81 42				
												183	A	Davidson	73 44				
												202	A	Northeastern	77 51				
												205	N	Cincinnati	103 63				
												241	A	Oakland	82 62				
LAST 12 Division I GAMES:																			
178	A	Penn St.	71 55	21	H	Iowa	80 73	70	A	Indiana	65 81	151	H	Loyola Chicago	76 47				
148	H	Wisconsin	77 67	61	H	Northwestern	74 51	183	A	Davidson	73 44	202	A	Northeastern	77 51				
6	A	Ohio St.	80 85																
180	H	Detroit	81 42																
202	A	Northeastern	77 51																
241	A	Oakland	82 62																

Non-Div I Games:

Michigan St.

■ Loss,
■ Non-Conf, S Site,
■ Home
■ Away
N Neutral

Middle Tenn.

Through Games Of Jan. 17, 2016

Average RPI Win:	197	WON-LOST	WINNING	LAST 10	STRENGTH OF	OPP. STRENGTH	TEAM	ADJ.	CONF.	ADJ CONF.
Average RPI Loss:	83	RECORD	PCT. RANK	GAMES	SCHEDULE	OF SCHEDULE	RPI	RPI	RPI	RPI
DIV. I ONLY	9- 7	135	6- 4	71	119	97	97	11	11	
DIV. I NON-CONF.	6- 5	147	5- 2	79	131	112	112	10	10	
TOTALS	RPI 1-25	RPI 26-50	W-L RECORDS	RPI 51-100	RPI 101-150	RPI 150+				
9- 7	0- 1	0- 2	OVERALL	1- 1	3- 2	5- 1				
5- 3	0- 1	0- 0	HOME	1- 1	2- 0	2- 1				
4- 3	0- 0	0- 1	AWAY	0- 0	1- 0	3- 0				
0- 1	0- 0	0- 0	NEUTRAL	0- 0	0- 1	0- 0				
6- 5	0- 1	0- 1	NON-CONFERENCE	0- 1	2- 2	4- 0				
3- 2	0- 1	0- 0	HOME	0- 1	1- 0	2- 0				
3- 2	0- 0	0- 1	AWAY	0- 0	1- 1	2- 0				
0- 1	0- 0	0- 0	NEUTRAL	0- 0	0- 1	0- 0				
3- 2	0- 0	0- 1	CONFERENCE	1- 0	1- 0	1- 1				
2- 1	0- 0	0- 0	HOME	1- 0	1- 0	0- 1				
1- 1	0- 0	0- 1	AWAY	0- 0	0- 0	1- 0				
0- 0	0- 0	0- 0	NEUTRAL	0- 0	0- 0	0- 0				

RPI 1-25			RPI 26-50			RPI 51-100			Team's RPI: 97	RPI 101+		
RPI	S	Opponent	Score	RPI	S	Opponent	Score	RPI	S	Opponent	Score	
7	H	Kentucky	52 68	33	A	Ohio	49 72	77	H	Virginia	66 70	108 H Missouri St. 70 54
				37	A	UTEP	73 84	93	H	Charlotte	72 67	117 A Central Mich. 59 81
												133 N Alabama 46 64
												134 A Xavier 62 53
												146 H UAB 68 40
												172 H Ole Miss 84 75
												176 H Old Dominion 58 61
												247 A UTSA 74 63
												253 A Austin Peay 86 55
												291 H Tennessee Tech 69 53
												330 A Nevada 90 46
LAST 12 Division I GAMES:												
				37	A	UTEP	73 84			176	H	Old Dominion 58 61
				146	H	UAB	68 40			93	H	Charlotte 72 67
				33	A	Ohio	49 72			247	A	UTSA 74 63
				291	H	Tennessee Tech	69 53			134	A	Xavier 62 53
				108	H	Missouri St.	70 54			253	A	Austin Peay 86 55
				7	H	Kentucky	52 68			330	A	Nevada 90 46

Non-Div I Games:

Middle Tenn.

■ Loss,
 ■ Non-Conf, S Site,
 ■ Home
 ■ Away
 N Neutral

Average RPI Win:	278	WON-LOST	WINNING	LAST 10	STRENGTH OF	OPP. STRENGTH	TEAM	ADJ.	CONF.	ADJ CONF.
Average RPI Loss:	98	RECORD	PCT. RANK	GAMES	SCHEDULE	OF SCHEDULE	RPI	RPI	RPI	RPI
DIV. I ONLY	9- 7	135	6- 4	297	166	216	216	14	14	
DIV. I NON-CONF.	6- 5	147	4- 3	331	204	252	252	14	14	
TOTALS	RPI 1-25	RPI 26-50	W-L RECORDS	RPI 51-100	RPI 101-150	RPI 150+				
9- 7	0- 1	0- 1	OVERALL	0- 3	0- 1	9- 1				
5- 3	0- 1	0- 0	HOME	0- 1	0- 0	5- 1				
3- 4	0- 0	0- 1	AWAY	0- 2	0- 1	3- 0				
1- 0	0- 0	0- 0	NEUTRAL	0- 0	0- 0	1- 0				
6- 5	0- 0	0- 1	NON-CONFERENCE	0- 2	0- 1	6- 1				
3- 2	0- 0	0- 0	HOME	0- 1	0- 0	3- 1				
2- 3	0- 0	0- 1	AWAY	0- 1	0- 1	2- 0				
1- 0	0- 0	0- 0	NEUTRAL	0- 0	0- 0	1- 0				
3- 2	0- 1	0- 0	CONFERENCE	0- 1	0- 0	3- 0				
2- 1	0- 1	0- 0	HOME	0- 0	0- 0	2- 0				
1- 1	0- 0	0- 0	AWAY	0- 1	0- 0	1- 0				
0- 0	0- 0	0- 0	NEUTRAL	0- 0	0- 0	0- 0				

RPI	S	Opponent	Score	RPI	S	Opponent	Score	RPI	S	Opponent	Score	RPI	S	Opponent	Score	Team's RPI: 216
14	H	Green Bay	42 63	36	A	Miami (FL)	38 77	61	A	Northwestern	44 69	110	A	Fla. Atlantic	67 71	
								89	H	Marquette	81 101	201	H	Valparaiso	82 60	
								90	A	Youngstown St.	67 69	212	H	Ill.-Chicago	54 53	
												237	H	Northern Ill.	73 58	
												283	N	La Salle	69 53	
												284	A	Cleveland St.	62 46	
												288	H	Denver	49 56	
												292	H	UMKC	70 48	
												325	H	IPFW	73 60	
												331	A	Chicago St.	55 48	
												341	A	Eastern Ill.	82 71	
LAST 12 Division I GAMES:																
90	A	Youngstown St.	67 69	201	H	Valparaiso	82 60									
331	A	Chicago St.	55 48	212	H	Ill.-Chicago	54 53									
14	H	Green Bay	42 63	284	A	Cleveland St.	62 46									
325	H	IPFW	73 60	341	A	Eastern Ill.	82 71									
89	H	Marquette	81 101	61	A	Northwestern	44 69									
288	H	Denver	49 56	237	H	Northern Ill.	73 58									

Non-Div I Games:

Milwaukee

■ Loss,
 ■ Non-Conf, S Site,
 ■ Home
 ■ Away
 N Neutral

Average RPI Win:	203	WON-LOST	WINNING	LAST 10	STRENGTH OF	OPP. STRENGTH	TEAM	ADJ.	CONF.	ADJ CONF.
Average RPI Loss:	60	RECORD	PCT. RANK	GAMES	SCHEDULE	OF SCHEDULE	RPI	RPI	RPI	RPI
DIV. I ONLY	11- 6	102	6- 4	180	38	115	115	4	4	
DIV. I NON-CONF.	8- 3	78	4- 2	277	137	145	145	4	4	
TOTALS	RPI 1-25	RPI 26-50	W-L RECORDS	RPI 51-100	RPI 101-150	RPI 150+				
11- 6	0- 2	0- 1	OVERALL	1- 2	2- 1	8- 0				
8- 2	0- 0	0- 0	HOME	1- 1	1- 1	6- 0				
2- 3	0- 2	0- 1	AWAY	0- 0	1- 0	1- 0				
1- 1	0- 0	0- 0	NEUTRAL	0- 1	0- 0	1- 0				
8- 3	0- 0	0- 1	NON-CONFERENCE	0- 1	1- 1	7- 0				
6- 1	0- 0	0- 0	HOME	0- 0	1- 1	5- 0				
1- 1	0- 0	0- 1	AWAY	0- 0	0- 0	1- 0				
1- 1	0- 0	0- 0	NEUTRAL	0- 1	0- 0	1- 0				
3- 3	0- 2	0- 0	CONFERENCE	1- 1	1- 0	1- 0				
2- 1	0- 0	0- 0	HOME	1- 1	0- 0	1- 0				
1- 2	0- 2	0- 0	AWAY	0- 0	1- 0	0- 0				
0- 0	0- 0	0- 0	NEUTRAL	0- 0	0- 0	0- 0				

RPI 1-25				RPI 26-50				RPI 51-100				RPI 101+ Team's RPI: 115			
RPI	S	Opponent	Score	RPI	S	Opponent	Score	RPI	S	Opponent	Score	RPI	S	Opponent	Score
20	A	Rutgers	55 66	42	A	Duke	64 84	59	N	Auburn	79 81	106	H	Maine	91 64
23	A	Purdue	72 84					70	H	Indiana	78 76	107	A	Illinois	106 75
								71	H	Michigan	86 93	147	H	New Mexico	53 72
												160	H	Memphis	70 60
												174	H	North Dakota	57 47
												178	H	Penn St.	98 85
												207	N	Stetson	72 69
												276	H	Towson	105 86
												301	H	Wofford	98 54
												322	A	Kent St.	85 73
												337	H	NJIT	83 50
LAST 12 Division I GAMES:															
107	A	Illinois	106 75	70	H	Indiana	78 76								
178	H	Penn St.	98 85	23	A	Purdue	72 84								
20	A	Rutgers	55 66	71	H	Michigan	86 93								
337	H	NJIT	83 50	160	H	Memphis	70 60								
174	H	North Dakota	57 47	276	H	Towson	105 86								
147	H	New Mexico	53 72	42	A	Duke	64 84								

Non-Div I Games:

Minnesota

Mississippi St.

Through Games Of Jan. 17, 2016

Average RPI Win:	169	WON-LOST	WINNING	LAST 10	STRENGTH OF	OPP. STRENGTH	TEAM	ADJ.	CONF.	ADJ CONF.
Average RPI Loss:	26	RECORD	PCT. RANK	GAMES	SCHEDULE	OF SCHEDULE	RPI	RPI	RPI	RPI
DIV. I ONLY	16- 2	9	9- 1	110	112	25	25	3	3	
DIV. I NON-CONF.	13- 1	9	8- 0	207	160	41	41	2	2	
TOTALS	RPI 1-25	RPI 26-50	W-L RECORDS	RPI 51-100	RPI 101-150	RPI 150+				
16- 2	1- 1	1- 1	OVERALL	2- 0	4- 0	8- 0				
10- 0	0- 0	0- 0	HOME	1- 0	2- 0	7- 0				
2- 2	0- 1	1- 1	AWAY	0- 0	0- 0	1- 0				
4- 0	1- 0	0- 0	NEUTRAL	1- 0	2- 0	0- 0				
13- 1	1- 1	0- 0	NON-CONFERENCE	1- 0	3- 0	8- 0				
8- 0	0- 0	0- 0	HOME	0- 0	1- 0	7- 0				
1- 1	0- 1	0- 0	AWAY	0- 0	0- 0	1- 0				
4- 0	1- 0	0- 0	NEUTRAL	1- 0	2- 0	0- 0				
3- 1	0- 0	1- 1	CONFERENCE	1- 0	1- 0	0- 0				
2- 0	0- 0	0- 0	HOME	1- 0	1- 0	0- 0				
1- 1	0- 0	1- 1	AWAY	0- 0	0- 0	0- 0				
0- 0	0- 0	0- 0	NEUTRAL	0- 0	0- 0	0- 0				

RPI 1-25				RPI 26-50				RPI 51-100				RPI 101+			
RPI	S	Opponent	Score	RPI	S	Opponent	Score	RPI	S	Opponent	Score	RPI	S	Opponent	Score
8	A	Texas	47 53	38	A	Florida	76 70	53	N	FGCU	65 60	102	N	Western Mich.	90 68
22	N	South Fla.	68 58	43	A	Missouri	54 66	59	H	Auburn	60 45	130	N	SMU	72 70
												131	H	Southern Miss.	78 65
												137	H	Arkansas	80 55
												158	H	Samford	68 47
												196	H	Grambling	107 43
												200	A	Louisiana Tech	93 63
												203	H	Tennessee St.	82 54
												285	H	Savannah St.	92 25
												304	H	Southeastern La.	81 41
												343	H	Mississippi Val.	109 37
												347	H	Norfolk St.	92 34
LAST 12 Division I GAMES:															
38	A	Florida	76 70	43	A	Missouri	54 66	137	H	Arkansas	80 55	131	H	Southern Miss.	78 65
22	N	South Fla.	68 58	59	H	Auburn	60 45	200	A	Louisiana Tech	93 63	203	H	Tennessee St.	82 54
304	H	Southeastern La.	81 41												
130	N	SMU	72 70												
102	N	Western Mich.	90 68												
53	N	FGCU	65 60												

Non-Div I Games:

Mississippi St.

■ Loss,
■ Non-Conf, S Site,
■ Home
■ Away
N Neutral

Average RPI Win:	338	WON-LOST	WINNING	LAST 10	STRENGTH OF	OPP. STRENGTH	TEAM	ADJ.	CONF.	ADJ CONF.
Average RPI Loss:	191	RECORD	PCT. RANK	GAMES	SCHEDULE	OF SCHEDULE	RPI	RPI	RPI	RPI
DIV. I ONLY	1- 11	338	1- 7	302	256	343	343	31	31	
DIV. I NON-CONF.	0- 8	338	0- 6	66	186	290	290	30	30	
TOTALS	RPI 1-25	RPI 26-50	W-L RECORDS	RPI 51-100	RPI 101-150	RPI 150+				
1- 11	0- 1	0- 0	OVERALL	0- 1	0- 4	1- 5				
1- 1	0- 0	0- 0	HOME	0- 0	0- 0	1- 1				
0- 9	0- 1	0- 0	AWAY	0- 1	0- 4	0- 3				
0- 1	0- 0	0- 0	NEUTRAL	0- 0	0- 0	0- 1				
0- 8	0- 1	0- 0	NON-CONFERENCE	0- 1	0- 4	0- 2				
0- 0	0- 0	0- 0	HOME	0- 0	0- 0	0- 0				
0- 7	0- 1	0- 0	AWAY	0- 1	0- 4	0- 1				
0- 1	0- 0	0- 0	NEUTRAL	0- 0	0- 0	0- 1				
1- 3	0- 0	0- 0	CONFERENCE	0- 0	0- 0	1- 3				
1- 1	0- 0	0- 0	HOME	0- 0	0- 0	1- 1				
0- 2	0- 0	0- 0	AWAY	0- 0	0- 0	0- 2				
0- 0	0- 0	0- 0	NEUTRAL	0- 0	0- 0	0- 0				

RPI 1-25			RPI 26-50			RPI 51-100			RPI 101+			Team's RPI: 343
RPI	S	Opponent	Score	RPI	S	Opponent	Score	RPI	S	Opponent	Score	
25	A	Mississippi St.	37 109					54	A	Vanderbilt	39 89	
								131	A	Southern Miss.	55 71	
								133	A	Alabama	35 98	
								137	A	Arkansas	46 86	
								146	A	UAB	33 80	
								172	A	Ole Miss	61 97	
								295	H	Alcorn	66 81	
								327	N	Nicholls St.	54 63	
								338	H	Ark.-Pine Bluff	62 60	
								340	A	Alabama St.	50 100	
								345	A	Alabama A&M	68 79	
LAST 12 Division I GAMES:												
338	H	Ark.-Pine Bluff	62 60	295	H	Alcorn	66 81					
137	A	Arkansas	46 86	345	A	Alabama A&M	68 79					
146	A	UAB	33 80	340	A	Alabama St.	50 100					
327	N	Nicholls St.	54 63	133	A	Alabama	35 98					
131	A	Southern Miss.	55 71	54	A	Vanderbilt	39 89					
25	A	Mississippi St.	37 109	172	A	Ole Miss	61 97					

Non-Div I Games: Philander Smith 64 53 Blue Mountain 72 67

Mississippi Val.

Loss, Non-Conf, S Site, H Home A Away N Neutral

Average RPI Win: 171		WON-LOST	WINNING	LAST 10	STRENGTH OF	OPP. STRENGTH	TEAM	ADJ.	CONF.	ADJ CONF.
Average RPI Loss: 51		RECORD	PCT. RANK	GAMES	SCHEDULE	OF SCHEDULE	RPI	RPI	RPI	RPI
DIV. I ONLY		15- 3	18	7- 3	114	61	43	43	3	3
DIV. I NON-CONF.		13- 0	1	7- 0	259	158	45	45	2	2
TOTALS		RPI 1-25	RPI 26-50		W-L RECORDS		RPI 51-100	RPI 101-150	RPI 150+	
15- 3	1- 2	2- 0		OVERALL		1- 0	2- 1	9- 0		
9- 1	1- 1	0- 0		HOME		1- 0	0- 0	7- 0		
5- 2	0- 0	2- 0		AWAY		0- 0	2- 0	1- 0		
1- 0	0- 0	0- 0		NEUTRAL		0- 0	0- 0	1- 0		
13- 0	0- 0	1- 0		NON-CONFERENCE		1- 0	2- 0	9- 0		
8- 0	0- 0	0- 0		HOME		1- 0	0- 0	7- 0		
4- 0	0- 0	1- 0		AWAY		0- 0	2- 0	1- 0		
1- 0	0- 0	0- 0		NEUTRAL		0- 0	0- 0	1- 0		
2- 3	1- 2	1- 0		CONFERENCE		0- 0	0- 1	0- 0		
1- 1	1- 1	0- 0		HOME		0- 0	0- 0	0- 0		
1- 2	0- 1	1- 0		AWAY		0- 0	0- 1	0- 0		
0- 0	0- 0	0- 0		NEUTRAL		0- 0	0- 0	0- 0		

RPI 1-25				RPI 26-50				Team's RPI: 43	RPI 51-100				RPI 101+			
RPI	S	Opponent	Score	RPI	S	Opponent	Score		RPI	S	Opponent	Score	RPI	S	Opponent	Score
4	A	South Carolina	58 83	41	A	Georgia	54 48		93	H	Charlotte	88 71	108	A	Missouri St.	71 55
13	H	Tennessee	55 71	48	A	St. Mary's (CA)	95 78						137	A	Arkansas	52 64
25	H	Mississippi St.	66 54										149	A	Colorado	79 75
													155	H	Texas St.	82 56
													162	H	SIUE	75 46
													166	H	Southeast Mo. St.	74 32
													181	H	Wake Forest	94 81
													202	N	Northeastern	69 56
													261	H	Loyola Marymount	80 48
													311	A	Wichita St.	57 37
													326	H	Lamar	91 57
													338	H	Ark.-Pine Bluff	85 34
LAST 12 Division I GAMES:																
41	A	Georgia	54 48	137	A	Arkansas	52 64									
13	H	Tennessee	55 71	25	H	Mississippi St.	66 54									
93	H	Charlotte	88 71	4	A	South Carolina	58 83									
155	H	Texas St.	82 56	261	H	Loyola Marymount	80 48									
326	H	Lamar	91 57	166	H	Southeast Mo. St.	74 32									
149	A	Colorado	79 75	48	A	St. Mary's (CA)	95 78									

Non-Div I Games:

Missouri

Average RPI Win:	207	WON-LOST	WINNING	LAST 10	STRENGTH OF	OPP. STRENGTH	TEAM	ADJ.	CONF.	ADJ CONF.
Average RPI Loss:	74	RECORD	PCT. RANK	GAMES	SCHEDULE	OF SCHEDULE	RPI	RPI	RPI	RPI
DIV. I ONLY	10- 7	124	7- 3	124	104	108	108	21	21	
DIV. I NON-CONF.	6- 5	147	5- 1	69	24	96	96	18	18	
TOTALS	RPI 1-25	RPI 26-50	W-L RECORDS	RPI 51-100	RPI 101-150	RPI 150+				
10- 7	0- 1	0- 2	OVERALL	0- 2	2- 2	8- 0				
2- 4	0- 0	0- 2	HOME	0- 1	1- 1	1- 0				
7- 1	0- 0	0- 0	AWAY	0- 1	1- 0	6- 0				
1- 2	0- 1	0- 0	NEUTRAL	0- 0	0- 1	1- 0				
6- 5	0- 1	0- 2	NON-CONFERENCE	0- 1	2- 1	4- 0				
2- 2	0- 0	0- 2	HOME	0- 0	1- 0	1- 0				
3- 1	0- 0	0- 0	AWAY	0- 1	1- 0	2- 0				
1- 2	0- 1	0- 0	NEUTRAL	0- 0	0- 1	1- 0				
4- 2	0- 0	0- 0	CONFERENCE	0- 1	0- 1	4- 0				
0- 2	0- 0	0- 0	HOME	0- 1	0- 1	0- 0				
4- 0	0- 0	0- 0	AWAY	0- 0	0- 0	4- 0				
0- 0	0- 0	0- 0	NEUTRAL	0- 0	0- 0	0- 0				

RPI 1-25				RPI 26-50				RPI 51-100				RPI 101+ Team's RPI: 108			
RPI	S	Opponent	Score	RPI	S	Opponent	Score	RPI	S	Opponent	Score	RPI	S	Opponent	Score
5	N	Stanford	65 82	28	H	Oklahoma St.	55 74	96	H	Drake	75 82	106	N	Maine	65 69
				43	H	Missouri	55 71	97	A	Middle Tenn.	54 70	137	A	Arkansas	69 54
												141	H	UNI	60 65
												142	H	Oral Roberts	72 64
												151	A	Loyola Chicago	73 62
												172	A	Ole Miss	91 78
												175	H	Eastern Ky.	87 63
												204	A	Little Rock	64 58
												208	N	Marist	77 45
												269	A	Indiana St.	59 51
												280	A	Bradley	55 44
												335	A	Illinois St.	73 51
LAST 12 Division I GAMES:															
				96	H	Drake	75 82	151	A	Loyola Chicago	73 62				
				269	A	Indiana St.	59 51	280	A	Bradley	55 44				
				335	A	Illinois St.	73 51	141	H	UNI	60 65				
				204	A	Little Rock	64 58	175	H	Eastern Ky.	87 63				
				97	A	Middle Tenn.	54 70	137	A	Arkansas	69 54				
				142	H	Oral Roberts	72 64	208	N	Marist	77 45				

Non-Div I Games: MidAmerica Naz. 88 61

Missouri St.

Average RPI Win:	251	WON-LOST	WINNING	LAST 10	STRENGTH OF	OPP. STRENGTH	TEAM	ADJ.	CONF.	ADJ CONF.
Average RPI Loss:	211	RECORD	PCT. RANK	GAMES	SCHEDULE	OF SCHEDULE	RPI	RPI	RPI	RPI
DIV. I ONLY	5- 11	258	3- 7	316	293	316	316	25	25	
DIV. I NON-CONF.	2- 7	280	1- 4	324	292	332	332	24	24	
TOTALS	RPI 1-25	RPI 26-50	W-L RECORDS	RPI 51-100	RPI 101-150	RPI 150+				
5- 11	0- 0	0- 0	OVERALL	0- 2	0- 0	5- 9				
4- 4	0- 0	0- 0	HOME	0- 1	0- 0	4- 3				
1- 7	0- 0	0- 0	AWAY	0- 1	0- 0	1- 6				
0- 0	0- 0	0- 0	NEUTRAL	0- 0	0- 0	0- 0				
2- 7	0- 0	0- 0	NON-CONFERENCE	0- 2	0- 0	2- 5				
1- 3	0- 0	0- 0	HOME	0- 1	0- 0	1- 2				
1- 4	0- 0	0- 0	AWAY	0- 1	0- 0	1- 3				
0- 0	0- 0	0- 0	NEUTRAL	0- 0	0- 0	0- 0				
3- 4	0- 0	0- 0	CONFERENCE	0- 0	0- 0	3- 4				
3- 1	0- 0	0- 0	HOME	0- 0	0- 0	3- 1				
0- 3	0- 0	0- 0	AWAY	0- 0	0- 0	0- 3				
0- 0	0- 0	0- 0	NEUTRAL	0- 0	0- 0	0- 0				

RPI S	Opponent	Score	RPI S	Opponent	Score	RPI S	Opponent	Score	RPI S	Opponent	Score
						67	A Princeton	70 81	154	H Quinnipiac	63 60
						86	H Eastern Mich.	68 78	190	H Robert Morris	47 60
									208	A Marist	55 78
									208	H Marist	60 52
									211	A Providence	59 71
									217	A Siena	54 64
									217	H Siena	63 69
									223	A Lehigh	88 95
									273	H Niagara	83 60
									275	A Colgate	86 80
									283	H La Salle	50 65
									302	A Fairleigh Dickinson	75 81
									318	A Saint Peter's	62 67
									346	H St. Francis Brooklyn	63 54
LAST 12 Division I GAMES:											
318	A Saint Peter's	62 67	208	A Marist	55 78						
154	H Quinnipiac	63 60	217	A Siena	54 64						
283	H La Salle	50 65	208	H Marist	60 52						
346	H St. Francis Brooklyn	63 54	67	A Princeton	70 81						
302	A Fairleigh Dickinson	75 81	273	H Niagara	83 60						
86	H Eastern Mich.	68 78	217	H Siena	63 69						

Non-Div I Games:

Monmouth

Montana

Through Games Of Jan. 17, 2016

Average RPI Win: 223	WON-LOST	WINNING	LAST 10	STRENGTH OF	OPP. STRENGTH	TEAM	ADJ.	CONF.	ADJ CONF.
Average RPI Loss: 181	RECORD	PCT. RANK	GAMES	SCHEDULE	OF SCHEDULE	RPI	RPI	RPI	RPI
DIV. I ONLY	10- 6	107	6- 4	328	134	220	220	19	19
DIV. I NON-CONF.	6- 4	124	4- 2	237	177	178	178	20	20
TOTALS	RPI 1-25	RPI 26-50	W-L RECORDS	RPI 51-100	RPI 101-150	RPI 150+			
10- 6	0- 0	0- 0	OVERALL	0- 1	3- 0	7- 5			
8- 2	0- 0	0- 0	HOME	0- 0	2- 0	6- 2			
1- 4	0- 0	0- 0	AWAY	0- 1	0- 0	1- 3			
1- 0	0- 0	0- 0	NEUTRAL	0- 0	1- 0	0- 0			
6- 4	0- 0	0- 0	NON-CONFERENCE	0- 1	3- 0	3- 3			
5- 1	0- 0	0- 0	HOME	0- 0	2- 0	3- 1			
0- 3	0- 0	0- 0	AWAY	0- 1	0- 0	0- 2			
1- 0	0- 0	0- 0	NEUTRAL	0- 0	1- 0	0- 0			
4- 2	0- 0	0- 0	CONFERENCE	0- 0	0- 0	4- 2			
3- 1	0- 0	0- 0	HOME	0- 0	0- 0	3- 1			
1- 1	0- 0	0- 0	AWAY	0- 0	0- 0	1- 1			
0- 0	0- 0	0- 0	NEUTRAL	0- 0	0- 0	0- 0			

RPI 1-25			RPI 26-50			RPI 51-100			RPI 101+			Team's RPI: 220
RPI	S	Opponent	Score	RPI	S	Opponent	Score	RPI	S	Opponent	Score	
						52 A Colorado St.	43 75			105 N Drexel	58 50	
										110 H Fla. Atlantic	83 69	
										135 H Pacific	64 54	
										161 H Northern Colo.	58 46	
										174 H North Dakota	59 61	
										194 A Sacramento St.	75 83	
										214 A Wyoming	61 68	
										215 H Utah St.	86 70	
										223 A Lehigh	53 80	
										227 H Seattle	44 58	
										252 H Northern Ariz.	81 58	
										271 H Portland	90 67	
										324 H Cal St. Fullerton	86 51	
										328 A Portland St.	79 58	
										329 H Southern Utah	66 60	
LAST 12 Division I GAMES:												
328	A	Portland St.	79 58	174	H	North Dakota	59 61					
329	H	Southern Utah	66 60	161	H	Northern Colo.	58 46					
252	H	Northern Ariz.	81 58	194	A	Sacramento St.	75 83					
215	H	Utah St.	86 70	52	A	Colorado St.	43 75					
110	H	Fla. Atlantic	83 69	324	H	Cal St. Fullerton	86 51					
214	A	Wyoming	61 68	105	N	Drexel	58 50					

Non-Div I Games: Mont. St.-Northern 80 32

Montana

Loss, Non-Conf, S Site, H Home A Away N Neutral

Average RPI Win:	260	WON-LOST	WINNING	LAST 10	STRENGTH OF	OPP. STRENGTH	TEAM	ADJ.	CONF.	ADJ CONF.
Average RPI Loss:	126	RECORD	PCT. RANK	GAMES	SCHEDULE	OF SCHEDULE	RPI	RPI	RPI	RPI
DIV. I ONLY	11- 4	57	6- 2	343	139	189	189	19	19	
DIV. I NON-CONF.	5- 4	139	1- 3	322	193	210	210	20	20	
TOTALS	RPI 1-25	RPI 26-50	W-L RECORDS	RPI 51-100	RPI 101-150	RPI 150+				
11- 4	0- 0	0- 0	OVERALL	0- 2	0- 0	11- 2				
6- 1	0- 0	0- 0	HOME	0- 1	0- 0	6- 0				
4- 3	0- 0	0- 0	AWAY	0- 1	0- 0	4- 2				
1- 0	0- 0	0- 0	NEUTRAL	0- 0	0- 0	1- 0				
5- 4	0- 0	0- 0	NON-CONFERENCE	0- 2	0- 0	5- 2				
2- 1	0- 0	0- 0	HOME	0- 1	0- 0	2- 0				
2- 3	0- 0	0- 0	AWAY	0- 1	0- 0	2- 2				
1- 0	0- 0	0- 0	NEUTRAL	0- 0	0- 0	1- 0				
6- 0	0- 0	0- 0	CONFERENCE	0- 0	0- 0	6- 0				
4- 0	0- 0	0- 0	HOME	0- 0	0- 0	4- 0				
2- 0	0- 0	0- 0	AWAY	0- 0	0- 0	2- 0				
0- 0	0- 0	0- 0	NEUTRAL	0- 0	0- 0	0- 0				

RPI S	Opponent	Score	RPI S	Opponent	Score	RPI S	Opponent	Score	RPI S	Opponent	Score	Team's RPI: 189
						63	H San Diego	49 62	156	A Cal Poly	57 66	
						72	A Gonzaga	52 65	161	H Northern Colo.	66 58	
									174	H North Dakota	69 61	
									194	A Sacramento St.	80 79	
									214	A Wyoming	69 75	
									227	A Seattle	80 51	
									252	H Northern Ariz.	86 77	
									271	H Portland	86 57	
									274	N Evansville	81 55	
									324	H Cal St. Fullerton	89 66	
									328	A Portland St.	106 59	
									329	H Southern Utah	86 59	
									330	A Nevada	66 53	
LAST 12 Division I GAMES:												
194	A	Sacramento St.	80	79	161	H	Northern Colo.	66	58			
252	H	Northern Ariz.	86	77	174	H	North Dakota	69	61			
329	H	Southern Utah	86	59	328	A	Portland St.	106	59			
214	A	Wyoming	69	75	156	A	Cal Poly	57	66			
72	A	Gonzaga	52	65	274	N	Evansville	81	55			
324	H	Cal St. Fullerton	89	66	63	H	San Diego	49	62			

Non-Div I Games: Montana Western 74 36 Carroll (MT) 74 34

Montana St.

Loss, Non-Conf, S Site, H Home A Away N Neutral

Average RPI Win:	309	WON-LOST	WINNING	LAST 10	STRENGTH OF	OPP. STRENGTH	TEAM	ADJ.	CONF.	ADJ CONF.
Average RPI Loss:	177	RECORD	PCT. RANK	GAMES	SCHEDULE	OF SCHEDULE	RPI	RPI	RPI	RPI
DIV. I ONLY	5- 12	269	3- 7	278	295	281	281	23	23	
DIV. I NON-CONF.	4- 8	234	3- 4	270	313	264	264	22	22	
TOTALS	RPI 1-25	RPI 26-50	W-L RECORDS	RPI 51-100	RPI 101-150	RPI 150+				
5- 12	0- 1	0- 1	OVERALL	0- 1	0- 1	5- 8				
2- 4	0- 0	0- 0	HOME	0- 1	0- 0	2- 3				
3- 8	0- 0	0- 0	AWAY	0- 0	0- 0	3- 0				
0- 0	0- 0	0- 0	NEUTRAL	0- 0	0- 0	0- 0				
4- 8	0- 1	0- 1	NON-CONFERENCE	0- 0	0- 1	4- 5				
2- 2	0- 0	0- 0	HOME	0- 0	0- 0	2- 2				
2- 6	0- 1	0- 1	AWAY	0- 0	0- 1	2- 3				
0- 0	0- 0	0- 0	NEUTRAL	0- 0	0- 0	0- 0				
1- 4	0- 0	0- 0	CONFERENCE	0- 1	0- 0	1- 3				
0- 2	0- 0	0- 0	HOME	0- 1	0- 0	0- 1				
1- 2	0- 0	0- 0	AWAY	0- 0	0- 0	1- 2				
0- 0	0- 0	0- 0	NEUTRAL	0- 0	0- 0	0- 0				

RPI 1-25				RPI 26-50				RPI 51-100				RPI 101+ Team's RPI: 281			
RPI	S	Opponent	Score	RPI	S	Opponent	Score	RPI	S	Opponent	Score	RPI	S	Opponent	Score
7	A	Kentucky	57 112	47	A	West Virginia	56 94	87	H	UT Martin	67 85	113	A	Southern Ill.	69 102
												162	A	SIUE	81 90
												166	H	Southeast Mo. St.	79 89
												167	H	Marshall	101 104
												242	A	Miami (OH)	57 59
												243	H	USC Upstate	72 86
												254	A	UC Santa Barbara	78 93
												257	A	Georgia St.	99 90
												287	H	Kennesaw St.	83 77
												299	A	Murray St.	79 83
												315	A	Lipscomb	92 77
												331	A	Chicago St.	71 75
												341	A	Eastern Ill.	85 77
												345	H	Alabama A&M	112 69
LAST 12 Division I GAMES:															
166	H	Southeast Mo. St.	79 89	341	A	Eastern Ill.	85 77								
299	A	Murray St.	79 83	162	A	SIUE	81 90								
254	A	UC Santa Barbara	78 93	87	H	UT Martin	67 85								
345	H	Alabama A&M	112 69	113	A	Southern Ill.	69 102								
287	H	Kennesaw St.	83 77	315	A	Lipscomb	92 77								
243	H	USC Upstate	72 86	47	A	West Virginia	56 94								

Non-Div I Games: Ky. Christian 121 91 Mt. St. Joseph 117 53

Morehead St.

■ Loss,
 ■ Non-Conf, S Site,
 ■ Home
 ■ Away
 N Neutral

Average RPI Win:	275	WON-LOST	WINNING	LAST 10	STRENGTH OF	OPP. STRENGTH	TEAM	ADJ.	CONF.	ADJ CONF.
Average RPI Loss:	138	RECORD	PCT. RANK	GAMES	SCHEDULE	OF SCHEDULE	RPI	RPI	RPI	RPI
DIV. I ONLY	5- 11	258	5- 5	123	317	230	230	30	30	
DIV. I NON-CONF.	1- 10	330	1- 6	10	319	221	221	31	31	
TOTALS	RPI 1-25	RPI 26-50	W-L RECORDS	RPI 51-100	RPI 101-150	RPI 150+				
5- 11	0- 0	0- 1	OVERALL	0- 4	1- 1	4- 5				
3- 3	0- 0	0- 0	HOME	0- 0	1- 1	2- 2				
2- 6	0- 0	0- 0	AWAY	0- 0	0- 0	2- 1				
0- 2	0- 0	0- 0	NEUTRAL	0- 1	0- 0	0- 1				
1- 10	0- 0	0- 1	NON-CONFERENCE	0- 4	1- 0	0- 5				
1- 2	0- 0	0- 0	HOME	0- 0	1- 0	0- 2				
0- 6	0- 0	0- 1	AWAY	0- 3	0- 0	0- 2				
0- 2	0- 0	0- 0	NEUTRAL	0- 1	0- 0	0- 1				
4- 1	0- 0	0- 0	CONFERENCE	0- 0	0- 1	4- 0				
2- 1	0- 0	0- 0	HOME	0- 0	0- 1	2- 0				
2- 0	0- 0	0- 0	AWAY	0- 0	0- 0	2- 0				
0- 0	0- 0	0- 0	NEUTRAL	0- 0	0- 0	0- 0				

RPI 1-25				RPI 26-50				RPI 51-100				RPI 101+				Team's RPI: 230	
RPI	S	Opponent	Score	RPI	S	Opponent	Score	RPI	S	Opponent	Score	RPI	S	Opponent	Score		
				30	A	Syracuse	61 90	52	N	Colorado St.	36 54	101	H	Bucknell	64 50		
								66	A	Virginia Tech	33 73	145	H	Hampton	51 65		
								76	A	James Madison	31 92	170	A	Brown	45 72		
								95	A	Stony Brook	42 46	187	H	UMBC	46 65		
												190	A	Robert Morris	44 76		
												217	N	Siena	46 69		
												292	H	UMKC	50 59		
												307	A	Florida A&M	67 62		
												309	H	Delaware St.	56 49		
												313	A	UMES	77 69		
												347	H	Norfolk St.	67 58		
LAST 12 Division I GAMES:																	
				292	H	UMKC	50 59	307	A	Florida A&M	67 62						
				101	H	Bucknell	64 50	313	A	UMES	77 69						
				95	A	Stony Brook	42 46	309	H	Delaware St.	56 49						
				187	H	UMBC	46 65	347	H	Norfolk St.	67 58						
				66	A	Virginia Tech	33 73	190	A	Robert Morris	44 76						
				145	H	Hampton	51 65	217	N	Siena	46 69						

Non-Div I Games: Washington Adventis74 36

Morgan St.

■ Loss,
■ Non-Conf,
■ S Site,
■ H Home
■ A Away
N Neutral

Average RPI Win:	319	WON-LOST	WINNING	LAST 10	STRENGTH OF	OPP. STRENGTH	TEAM	ADJ.	CONF.	ADJ CONF.
Average RPI Loss:	215	RECORD	PCT. RANK	GAMES	SCHEDULE	OF SCHEDULE	RPI	RPI	RPI	RPI
DIV. I ONLY	4- 12	290	2- 8	334	338	336	336	32	32	
DIV. I NON-CONF.	2- 9	296	1- 6	299	306	323	323	32	32	
TOTALS	RPI 1-25	RPI 26-50	W-L RECORDS	RPI 51-100	RPI 101-150	RPI 150+				
4- 12	0- 0	0- 0	OVERALL	0- 1	0- 2	4- 9				
2- 6	0- 0	0- 0	HOME	0- 0	0- 0	2- 6				
2- 6	0- 0	0- 0	AWAY	0- 0	0- 0	2- 0				
0- 0	0- 0	0- 0	NEUTRAL	0- 0	0- 0	0- 0				
2- 9	0- 0	0- 0	NON-CONFERENCE	0- 1	0- 2	2- 6				
0- 4	0- 0	0- 0	HOME	0- 0	0- 0	0- 4				
2- 5	0- 0	0- 0	AWAY	0- 1	0- 2	2- 2				
0- 0	0- 0	0- 0	NEUTRAL	0- 0	0- 0	0- 0				
2- 3	0- 0	0- 0	CONFERENCE	0- 0	0- 0	2- 3				
2- 2	0- 0	0- 0	HOME	0- 0	0- 0	2- 2				
0- 1	0- 0	0- 0	AWAY	0- 0	0- 0	0- 1				
0- 0	0- 0	0- 0	NEUTRAL	0- 0	0- 0	0- 0				

RPI 1-25				RPI 26-50				RPI 51-100				RPI 101+				Team's RPI: 336	
RPI	S	Opponent	Score	RPI	S	Opponent	Score	RPI	S	Opponent	Score	RPI	S	Opponent	Score		
								66	A	Virginia Tech	42	59	101	A	Bucknell	45	71
												150	A	Pittsburgh	57	74	
												153	H	William & Mary	74	76	
												192	A	Coppin St.	55	66	
												240	H	Bryant	59	70	
												265	A	Saint Francis (PA)	57	87	
												267	A	Campbell	53	62	
												272	H	Loyola Maryland	63	65	
												273	H	Niagara	51	53	
												294	H	Howard	49	62	
												306	H	Central Conn. St.	54	48	
												309	A	Delaware St.	54	41	
												310	H	LIU Brooklyn	51	61	
												313	A	UMES	57	50	
												346	H	St. Francis Brooklyn	66	56	
LAST 12 Division I GAMES:																	
346	H	St. Francis Brooklyn	66	56	265	A	Saint Francis (PA)	57	87								
310	H	LIU Brooklyn	51	61	240	H	Bryant	59	70								
273	H	Niagara	51	53	306	H	Central Conn. St.	54	48								
66	A	Virginia Tech	42	59	272	H	Loyola Maryland	63	65								
294	H	Howard	49	62	313	A	UMES	57	50								
150	A	Pittsburgh	57	74	192	A	Coppin St.	55	66								

Non-Div I Games:

Mt. St. Mary's

Average RPI Win:	298	WON-LOST	WINNING	LAST 10	STRENGTH OF	OPP. STRENGTH	TEAM	ADJ.	CONF.	ADJ CONF.
Average RPI Loss:	188	RECORD	PCT. RANK	GAMES	SCHEDULE	OF SCHEDULE	RPI	RPI	RPI	RPI
DIV. I ONLY	4- 10	277	3- 6	295	313	299	299	23	23	
DIV. I NON-CONF.	2- 7	280	1- 5	274	312	281	281	22	22	
TOTALS	RPI 1-25	RPI 26-50	W-L RECORDS	RPI 51-100	RPI 101-150	RPI 150+				
4- 10	0- 1	0- 0	OVERALL	0- 0	0- 4	4- 5				
2- 3	0- 0	0- 0	HOME	0- 0	0- 2	2- 1				
2- 7	0- 1	0- 0	AWAY	0- 0	0- 2	2- 4				
0- 0	0- 0	0- 0	NEUTRAL	0- 0	0- 0	0- 0				
2- 7	0- 1	0- 0	NON-CONFERENCE	0- 0	0- 3	2- 3				
0- 2	0- 0	0- 0	HOME	0- 0	0- 2	0- 0				
2- 5	0- 1	0- 0	AWAY	0- 0	0- 1	2- 3				
0- 0	0- 0	0- 0	NEUTRAL	0- 0	0- 0	0- 0				
2- 3	0- 0	0- 0	CONFERENCE	0- 0	0- 1	2- 2				
2- 1	0- 0	0- 0	HOME	0- 0	0- 0	2- 1				
0- 2	0- 0	0- 0	AWAY	0- 0	0- 1	0- 1				
0- 0	0- 0	0- 0	NEUTRAL	0- 0	0- 0	0- 0				

RPI 1-25				RPI 26-50				RPI 51-100				RPI 101+ Team's RPI: 299			
RPI	S	Opponent	Score	RPI	S	Opponent	Score	RPI	S	Opponent	Score	RPI	S	Opponent	Score
24	A	Florida St.	59 101									113	H	Southern Ill.	57 70
												121	A	Belmont	61 87
												123	A	Central Ark.	40 50
												123	H	Central Ark.	51 61
												203	A	Tennessee St.	58 69
												219	A	Jacksonville	54 79
												274	A	Evansville	73 54
												281	H	Morehead St.	83 79
												291	H	Tennessee Tech	56 50
												305	H	Jacksonville St.	71 74
												315	A	Lipscomb	85 93
												335	A	Illinois St.	76 81
												345	A	Alabama A&M	76 59
LAST 12 Division I GAMES:															
291	H	Tennessee Tech	56 50	203	A	Tennessee St.	58 69								
281	H	Morehead St.	83 79	121	A	Belmont	61 87								
24	A	Florida St.	59 101	305	H	Jacksonville St.	71 74								
219	A	Jacksonville	54 79	123	A	Central Ark.	40 50								
274	A	Evansville	73 54	315	A	Lipscomb	85 93								
113	H	Southern Ill.	57 70	123	H	Central Ark.	51 61								

Non-Div I Games: Blue Mountain 89 64 Oakland City 91 75

Murray St.

Average RPI Win:	306	WON-LOST	WINNING	LAST 10	STRENGTH OF	OPP. STRENGTH	TEAM	ADJ.	CONF.	ADJ CONF.
Average RPI Loss:	165	RECORD	PCT. RANK	GAMES	SCHEDULE	OF SCHEDULE	RPI	RPI	RPI	RPI
DIV. I ONLY	5- 9	239	4- 5	312	208	279	279	30	30	
DIV. I NON-CONF.	2- 7	280	2- 3	196	212	269	269	31	31	
TOTALS	RPI 1-25	RPI 26-50	W-L RECORDS	RPI 51-100	RPI 101-150	RPI 150+				
5- 9	0- 1	0- 1	OVERALL	0- 2	0- 1	5- 4				
1- 4	0- 0	0- 0	HOME	0- 2	0- 1	1- 1				
2- 4	0- 1	0- 0	AWAY	0- 0	0- 0	2- 3				
2- 1	0- 0	0- 1	NEUTRAL	0- 0	0- 0	2- 0				
2- 7	0- 1	0- 1	NON-CONFERENCE	0- 2	0- 0	2- 3				
0- 2	0- 0	0- 0	HOME	0- 2	0- 0	0- 0				
0- 4	0- 1	0- 0	AWAY	0- 0	0- 0	0- 3				
2- 1	0- 0	0- 1	NEUTRAL	0- 0	0- 0	2- 0				
3- 2	0- 0	0- 0	CONFERENCE	0- 0	0- 1	3- 1				
1- 2	0- 0	0- 0	HOME	0- 0	0- 1	1- 1				
2- 0	0- 0	0- 0	AWAY	0- 0	0- 0	2- 0				
0- 0	0- 0	0- 0	NEUTRAL	0- 0	0- 0	0- 0				

RPI 1-25				RPI 26-50				RPI 51-100				RPI 101+ Team's RPI: 279			
RPI	S	Opponent	Score	RPI	S	Opponent	Score	RPI	S	Opponent	Score	RPI	S	Opponent	Score
6	A	Ohio St.	56 89	45	N	Duquesne	67 81	53	H	FGCU	36 60	145	H	Hampton	52 55
								98	H	VCU	49 64	250	A	Navy	48 52
												267	A	Campbell	55 56
												285	A	Savannah St.	69 59
												289	A	South Carolina St.	57 54
												294	H	Howard	88 70
												311	A	Wichita St.	53 55
												313	H	UMES	50 56
												329	N	Southern Utah	78 65
												334	N	North Dakota St.	72 64
LAST 12 Division I GAMES:															
98	H	VCU	49 64	145	H	Hampton	52 55								
311	A	Wichita St.	53 55	289	A	South Carolina St.	57 54								
334	N	North Dakota St.	72 64	285	A	Savannah St.	69 59								
6	A	Ohio St.	56 89	329	N	Southern Utah	78 65								
313	H	UMES	50 56	45	N	Duquesne	67 81								
294	H	Howard	88 70	250	A	Navy	48 52								

Non-Div I Games: Pfeiffer 74 55 North Greenville 64 37

N.C. A&T

Loss, Non-Conf, S Site, H Home A Away N Neutral

N.C. Central

Through Games Of Jan. 17, 2016

Average RPI Win:	291	WON-LOST	WINNING	LAST 10	STRENGTH OF	OPP. STRENGTH	TEAM	ADJ.	CONF.	ADJ CONF.
Average RPI Loss:	245	RECORD	PCT. RANK	GAMES	SCHEDULE	OF SCHEDULE	RPI	RPI	RPI	RPI
DIV. I ONLY	3- 12	306	3- 7	349	304	349	349	30	30	
DIV. I NON-CONF.	1- 9	325	1- 6	328	299	347	347	31	31	
TOTALS	RPI 1-25	RPI 26-50	W-L RECORDS	RPI 51-100	RPI 101-150	RPI 150+				
3- 12	0- 0	0- 0	OVERALL	0- 2	0- 0	3- 10				
3- 2	0- 0	0- 0	HOME	0- 0	0- 0	3- 2				
0- 10	0- 0	0- 0	AWAY	0- 2	0- 0	0- 8				
0- 0	0- 0	0- 0	NEUTRAL	0- 0	0- 0	0- 0				
1- 9	0- 0	0- 0	NON-CONFERENCE	0- 2	0- 0	1- 7				
1- 1	0- 0	0- 0	HOME	0- 0	0- 0	1- 1				
0- 8	0- 0	0- 0	AWAY	0- 2	0- 0	0- 6				
0- 0	0- 0	0- 0	NEUTRAL	0- 0	0- 0	0- 0				
2- 3	0- 0	0- 0	CONFERENCE	0- 0	0- 0	2- 3				
2- 1	0- 0	0- 0	HOME	0- 0	0- 0	2- 1				
0- 2	0- 0	0- 0	AWAY	0- 0	0- 0	0- 2				
0- 0	0- 0	0- 0	NEUTRAL	0- 0	0- 0	0- 0				

RPI 1-25			RPI 26-50			RPI 51-100			RPI 101+			Team's RPI: 349
RPI	S	Opponent	Score	RPI	S	Opponent	Score	RPI	S	Opponent	Score	
						82	A Nebraska	47	88	213	H Furman	66 61
						93	A Charlotte	52	67	232	A Presbyterian	50 60
										243	A USC Upstate	46 68
										259	A UNCG	56 103
										267	H Campbell	48 57
										285	A Savannah St.	39 57
										286	A Winthrop	39 62
										289	A South Carolina St.	51 58
										294	H Howard	61 68
										301	A Wofford	37 60
										303	A Longwood	49 60
										313	H UMES	49 46
										347	H Norfolk St.	63 62
LAST 12 Division I GAMES:												
213	H	Furman	66 61	347	H	Norfolk St.	63 62					
259	A	UNCG	56 103	285	A	Savannah St.	39 57					
232	A	Presbyterian	50 60	289	A	South Carolina St.	51 58					
243	A	USC Upstate	46 68	313	H	UMES	49 46					
301	A	Wofford	37 60	93	A	Charlotte	52 67					
294	H	Howard	61 68	286	A	Winthrop	39 62					

Non-Div I Games:

N.C. Central

Loss, Non-Conf, S Site, H Home A Away N Neutral

Average RPI Win:	310	WON-LOST	WINNING	LAST 10	STRENGTH OF	OPP. STRENGTH	TEAM	ADJ.	CONF.	ADJ CONF.
Average RPI Loss:	214	RECORD	PCT. RANK	GAMES	SCHEDULE	OF SCHEDULE	RPI	RPI	RPI	RPI
DIV. I ONLY	1- 14	341	1- 9	238	347	337	337	28	28	
DIV. I NON-CONF.	1- 12	337	1- 9	241	346	337	337	28	28	
TOTALS	RPI 1-25	RPI 26-50	W-L RECORDS	RPI 51-100	RPI 101-150	RPI 150+				
1- 14	0- 0	0- 0	OVERALL	0- 2	0- 1	1- 11				
0- 7	0- 0	0- 0	HOME	0- 1	0- 0	0- 6				
1- 7	0- 0	0- 0	AWAY	0- 1	0- 1	1- 5				
0- 0	0- 0	0- 0	NEUTRAL	0- 0	0- 0	0- 0				
1- 12	0- 0	0- 0	NON-CONFERENCE	0- 2	0- 1	1- 9				
0- 6	0- 0	0- 0	HOME	0- 1	0- 0	0- 5				
1- 6	0- 0	0- 0	AWAY	0- 1	0- 1	1- 4				
0- 0	0- 0	0- 0	NEUTRAL	0- 0	0- 0	0- 0				
0- 2	0- 0	0- 0	CONFERENCE	0- 0	0- 0	0- 2				
0- 1	0- 0	0- 0	HOME	0- 0	0- 0	0- 1				
0- 1	0- 0	0- 0	AWAY	0- 0	0- 0	0- 1				
0- 0	0- 0	0- 0	NEUTRAL	0- 0	0- 0	0- 0				

RPI 1-25				RPI 26-50				RPI 51-100				RPI 101+ Team's RPI: 337					
RPI	S	Opponent	Score	RPI	S	Opponent	Score	RPI	S	Opponent	Score	RPI	S	Opponent	Score		
								77	A	Virginia	54	81	115	A	Minnesota	50	83
								91	H	Army West Point	35	71	167	A	Marshall	50	63
													170	H	Brown	49	74
													197	A	Columbia	52	72
													207	A	Stetson	55	60
													223	H	Lehigh	47	75
													225	A	Binghamton	50	54
													243	H	USC Upstate	41	58
													297	H	Vermont	46	54
													310	A	LIU Brooklyn	53	44
													323	H	Dartmouth	39	46
													333	A	Wagner	53	76
													334	H	North Dakota St.	59	64
LAST 12 Division I GAMES:																	
170	H	Brown	49	74	207	A	Stetson	55	60								
323	H	Dartmouth	39	46	197	A	Columbia	52	72								
115	A	Minnesota	50	83	243	H	USC Upstate	41	58								
334	H	North Dakota St.	59	64	310	A	LIU Brooklyn	53	44								
297	H	Vermont	46	54	77	A	Virginia	54	81								
91	H	Army West Point	35	71	333	A	Wagner	53	76								

Non-Div I Games: St. Joseph (VT) 71 50 St. Joseph's (Brklr) 78 41

NJIT

Loss, Non-Conf, S Site, H Home A Away N Neutral

Average RPI Win:	277	WON-LOST	WINNING	LAST 10	STRENGTH OF	OPP. STRENGTH	TEAM	ADJ.	CONF.	ADJ CONF.
Average RPI Loss:	165	RECORD	PCT. RANK	GAMES	SCHEDULE	OF SCHEDULE	RPI	RPI	RPI	RPI
DIV. I ONLY	8- 8	166	4- 5	292	306	250	250	29	29	
DIV. I NON-CONF.	5- 5	160	1- 4	219	265	207	207	29	29	
TOTALS	RPI 1-25	RPI 26-50	W-L RECORDS	RPI 51-100	RPI 101-150	RPI 150+				
8- 8	0- 0	0- 0	OVERALL	1- 3	0- 1	7- 4				
6- 3	0- 0	0- 0	HOME	1- 1	0- 1	5- 1				
2- 5	0- 0	0- 0	AWAY	0- 2	0- 0	2- 3				
0- 0	0- 0	0- 0	NEUTRAL	0- 0	0- 0	0- 0				
5- 5	0- 0	0- 0	NON-CONFERENCE	1- 3	0- 0	4- 2				
4- 2	0- 0	0- 0	HOME	1- 1	0- 0	3- 1				
1- 3	0- 0	0- 0	AWAY	0- 2	0- 0	1- 1				
0- 0	0- 0	0- 0	NEUTRAL	0- 0	0- 0	0- 0				
3- 3	0- 0	0- 0	CONFERENCE	0- 0	0- 1	3- 2				
2- 1	0- 0	0- 0	HOME	0- 0	0- 1	2- 0				
1- 2	0- 0	0- 0	AWAY	0- 0	0- 0	1- 2				
0- 0	0- 0	0- 0	NEUTRAL	0- 0	0- 0	0- 0				

RPI 1-25				RPI 26-50				RPI 51-100				RPI 101+				Team's RPI: 250	
RPI	S	Opponent	Score	RPI	S	Opponent	Score	RPI	S	Opponent	Score	RPI	S	Opponent	Score		
								52	H	Colorado St.	73	82	101	H	Bucknell	41	51
								57	A	Penn	43	57	182	A	Kansas	54	61
								64	A	Hofstra	63	65	217	H	Siena	59	58
								92	H	Elon	73	70	272	A	Loyola Maryland	38	51
													275	H	Colgate	51	41
													279	H	N.C. A&T	52	48
													282	A	Holy Cross	49	57
													310	H	LIU Brooklyn	66	68
													318	A	Saint Peter's	50	39
													339	A	Lafayette	65	58
													344	H	Air Force	64	46
													348	H	Boston U.	67	56
LAST 12 Division I GAMES:																	
				348	H	Boston U.	67	56					339	A	Lafayette	65	58
				282	A	Holy Cross	49	57					272	A	Loyola Maryland	38	51
				101	H	Bucknell	41	51					275	H	Colgate	51	41
				344	H	Air Force	64	46					310	H	LIU Brooklyn	66	68
				182	A	Kansas	54	61					52	H	Colorado St.	73	82
				57	A	Penn	43	57					217	H	Siena	59	58

Non-Div I Games: Johns Hopkins 77 45

Navy

Nebraska

Through Games Of Jan. 17, 2016

Average RPI Win:	183	WON-LOST	WINNING	LAST 10	STRENGTH OF	OPP. STRENGTH	TEAM	ADJ.	CONF.	ADJ CONF.
Average RPI Loss:	34	RECORD	PCT. RANK	GAMES	SCHEDULE	OF SCHEDULE	RPI	RPI	RPI	RPI
DIV. I ONLY	12- 5	74	6- 4	140	29	82	82	4	4	
DIV. I NON-CONF.	9- 2	37	5- 1	271	90	97	97	4	4	
TOTALS	RPI 1-25	RPI 26-50	W-L RECORDS	RPI 51-100	RPI 101-150	RPI 150+				
12- 5	1- 3	0- 0	OVERALL	2- 2	3- 0	6- 0				
11- 1	1- 1	0- 0	HOME	2- 0	3- 0	5- 0				
1- 4	0- 2	0- 0	AWAY	0- 2	0- 0	1- 0				
0- 0	0- 0	0- 0	NEUTRAL	0- 0	0- 0	0- 0				
9- 2	0- 1	0- 0	NON-CONFERENCE	2- 1	2- 0	5- 0				
9- 0	0- 0	0- 0	HOME	2- 0	2- 0	5- 0				
0- 2	0- 1	0- 0	AWAY	0- 1	0- 0	0- 0				
0- 0	0- 0	0- 0	NEUTRAL	0- 0	0- 0	0- 0				
3- 3	1- 2	0- 0	CONFERENCE	0- 1	1- 0	1- 0				
2- 1	1- 1	0- 0	HOME	0- 0	1- 0	0- 0				
1- 2	0- 1	0- 0	AWAY	0- 1	0- 0	1- 0				
0- 0	0- 0	0- 0	NEUTRAL	0- 0	0- 0	0- 0				

RPI 1-25				RPI 26-50				RPI 51-100 Team's RPI: 82				RPI 101+			
RPI	S	Opponent	Score	RPI	S	Opponent	Score	RPI	S	Opponent	Score	RPI	S	Opponent	Score
2	A	UConn	46 88					60	H	North Carolina St.	88 67	103	H	Creighton	65 63
19	A	Maryland	50 89					61	A	Northwestern	62 85	107	H	Illinois	73 57
20	H	Rutgers	65 54					65	H	Arkansas St.	79 71	136	H	Southern U.	89 38
21	H	Iowa	68 74					69	A	California	80 87	178	A	Penn St.	83 78
												252	H	Northern Ariz.	90 67
												274	H	Evansville	85 40
												308	H	North Florida	91 46
												338	H	Ark.-Pine Bluff	96 46
												349	H	N.C. Central	88 47
LAST 12 Division I GAMES:															
19	A	Maryland	50 89	20	H	Rutgers	65 54								
61	A	Northwestern	62 85	178	A	Penn St.	83 78								
21	H	Iowa	68 74	107	H	Illinois	73 57								
65	H	Arkansas St.	79 71	274	H	Evansville	85 40								
252	H	Northern Ariz.	90 67	103	H	Creighton	65 63								
69	A	California	80 87	60	H	North Carolina St.	88 67								

Non-Div I Games:

Nebraska

■ Loss,
■ Non-Conf, S Site,
■ Home
■ Away
N Neutral

Nevada

Through Games Of Jan. 17, 2016

Average RPI Win: 344	WON-LOST	WINNING	LAST 10	STRENGTH OF	OPP. STRENGTH	TEAM	ADJ.	CONF.	ADJ CONF.
Average RPI Loss: 165	RECORD	PCT. RANK	GAMES	SCHEDULE	OF SCHEDULE	RPI	RPI	RPI	RPI
DIV. I ONLY	1- 14	341	1- 8	219	237	330	330	18	18
DIV. I NON-CONF.	0- 10	338	0- 6	192	248	331	331	19	19
TOTALS	RPI 1-25	RPI 26-50	W-L RECORDS	RPI 51-100	RPI 101-150	RPI 150+			
1- 14	0- 0	0- 0	OVERALL	0- 4	0- 3	1- 7			
1- 7	0- 0	0- 0	HOME	0- 3	0- 2	1- 2			
0- 5	0- 0	0- 0	AWAY	0- 0	0- 1	0- 4			
0- 2	0- 0	0- 0	NEUTRAL	0- 1	0- 0	0- 1			
0- 10	0- 0	0- 0	NON-CONFERENCE	0- 3	0- 2	0- 5			
0- 5	0- 0	0- 0	HOME	0- 2	0- 1	0- 2			
0- 3	0- 0	0- 0	AWAY	0- 0	0- 1	0- 2			
0- 2	0- 0	0- 0	NEUTRAL	0- 1	0- 0	0- 1			
1- 4	0- 0	0- 0	CONFERENCE	0- 1	0- 1	1- 2			
1- 2	0- 0	0- 0	HOME	0- 1	0- 1	1- 0			
0- 2	0- 0	0- 0	AWAY	0- 0	0- 0	0- 2			
0- 0	0- 0	0- 0	NEUTRAL	0- 0	0- 0	0- 0			

RPI S	Opponent	Score	RPI S	Opponent	Score	RPI S	Opponent	Score	RPI S	Opponent	Score	Team's RPI: 330
						51 N	Washington St.	57 70	128 H	San Francisco	62 70	
						63 H	San Diego	47 84	135 A	Pacific	52 74	
						97 H	Middle Tenn.	46 90	147 H	New Mexico	47 51	
						100 H	Fresno St.	59 67	177 A	Boise St.	58 66	
									189 H	Montana St.	53 66	
									212 A	Ill.-Chicago	55 70	
									214 A	Wyoming	53 68	
									222 H	Utah Valley	65 73	
									261 N	Loyola Marymount	58 69	
									319 A	UC Irvine	64 68	
									344 H	Air Force	68 57	
LAST 12 Division I GAMES:												
214 A	Wyoming	53 68	177 A	Boise St.	58 66							
147 H	New Mexico	47 51	344 H	Air Force	68 57							
212 A	Ill.-Chicago	55 70	100 H	Fresno St.	59 67							
135 A	Pacific	52 74	97 H	Middle Tenn.	46 90							
319 A	UC Irvine	64 68	222 H	Utah Valley	65 73							
128 H	San Francisco	62 70	261 N	Loyola Marymount	58 69							

Non-Div I Games: San Fran. St. 57 51

Nevada

■ Loss,
 ■ Non-Conf, S Site,
 ■ Home
 ■ Away
 N Neutral

New Hampshire

Through Games Of Jan. 17, 2016

Average RPI Win:	302	WON-LOST	WINNING	LAST 10	STRENGTH OF	OPP. STRENGTH	TEAM	ADJ.	CONF.	ADJ CONF.
Average RPI Loss:	138	RECORD	PCT. RANK	GAMES	SCHEDULE	OF SCHEDULE	RPI	RPI	RPI	RPI
DIV. I ONLY	5- 10	252	1- 9	199	273	235	235	15	15	
DIV. I NON-CONF.	5- 7	198	3- 6	245	315	231	231	16	16	
TOTALS	RPI 1-25	RPI 26-50	W-L RECORDS	RPI 51-100	RPI 101-150	RPI 150+				
5- 10	0- 0	0- 1	OVERALL	0- 3	0- 2	5- 4				
2- 4	0- 0	0- 1	HOME	0- 1	0- 0	2- 2				
3- 6	0- 0	0- 0	AWAY	0- 0	0- 1	3- 1				
0- 0	0- 0	0- 0	NEUTRAL	0- 0	0- 0	0- 0				
5- 7	0- 0	0- 0	NON-CONFERENCE	0- 2	0- 2	5- 3				
2- 3	0- 0	0- 0	HOME	0- 1	0- 0	2- 2				
3- 4	0- 0	0- 0	AWAY	0- 1	0- 2	3- 1				
0- 0	0- 0	0- 0	NEUTRAL	0- 0	0- 0	0- 0				
0- 3	0- 0	0- 1	CONFERENCE	0- 1	0- 0	0- 1				
0- 1	0- 0	0- 1	HOME	0- 0	0- 0	0- 0				
0- 2	0- 0	0- 0	AWAY	0- 1	0- 0	0- 1				
0- 0	0- 0	0- 0	NEUTRAL	0- 0	0- 0	0- 0				

RPI 1-25				RPI 26-50				RPI 51-100				RPI 101+				Team's RPI: 235	
RPI	S	Opponent	Score	RPI	S	Opponent	Score	RPI	S	Opponent	Score	RPI	S	Opponent	Score		
				49	H	Albany (NY)	52 78	57	H	Penn	60 67	104	A	North Carolina	60 65		
								62	A	Boston College	51 71	124	A	Yale	46 63		
								95	A	Stony Brook	54 63	202	H	Northeastern	54 66		
												217	H	Siena	53 57		
												225	A	Binghamton	50 51		
												240	A	Bryant	42 55		
												258	H	Manhattan	72 57		
												277	A	Sacred Heart	81 69		
												306	A	Central Conn. St.	64 50		
												323	A	Dartmouth	61 57		
												348	H	Boston U.	69 52		
LAST 12 Division I GAMES:																	
124	A	Yale	46 63	95	A	Stony Brook	54 63										
104	A	North Carolina	60 65	49	H	Albany (NY)	52 78										
240	A	Bryant	42 55	225	A	Binghamton	50 51										
62	A	Boston College	51 71	202	H	Northeastern	54 66										
217	H	Siena	53 57	306	A	Central Conn. St.	64 50										
348	H	Boston U.	69 52	258	H	Manhattan	72 57										

Non-Div I Games: Colby-Sawyer 72 41

New Hampshire

Loss, Non-Conf, S Site, H Home A Away N Neutral

Average RPI Win:	234	WON-LOST	WINNING	LAST 10	STRENGTH OF	OPP. STRENGTH	TEAM	ADJ.	CONF.	ADJ CONF.
Average RPI Loss:	120	RECORD	PCT. RANK	GAMES	SCHEDULE	OF SCHEDULE	RPI	RPI	RPI	RPI
DIV. I ONLY	9- 7	135	0- 1	143	262	147	147	18	18	
DIV. I NON-CONF.	7- 4	110	0- 1	82	285	108	108	19	19	
TOTALS	RPI 1-25	RPI 26-50	W-L RECORDS	RPI 51-100	RPI 101-150	RPI 150+				
9- 7	0- 0	0- 2	OVERALL	0- 1	2- 2	7- 2				
6- 3	0- 0	0- 1	HOME	0- 1	0- 1	6- 0				
3- 4	0- 0	0- 1	AWAY	0- 0	2- 1	1- 2				
0- 0	0- 0	0- 0	NEUTRAL	0- 0	0- 0	0- 0				
7- 4	0- 0	0- 2	NON-CONFERENCE	0- 0	2- 2	5- 0				
5- 2	0- 0	0- 1	HOME	0- 0	0- 1	5- 0				
2- 2	0- 0	0- 1	AWAY	0- 0	2- 1	0- 0				
0- 0	0- 0	0- 0	NEUTRAL	0- 0	0- 0	0- 0				
2- 3	0- 0	0- 0	CONFERENCE	0- 1	0- 0	2- 2				
1- 1	0- 0	0- 0	HOME	0- 1	0- 0	1- 0				
1- 2	0- 0	0- 0	AWAY	0- 0	0- 0	1- 2				
0- 0	0- 0	0- 0	NEUTRAL	0- 0	0- 0	0- 0				

RPI 1-25				RPI 26-50				RPI 51-100				RPI 101+				Team's RPI: 147	
RPI	S	Opponent	Score	RPI	S	Opponent	Score	RPI	S	Opponent	Score	RPI	S	Opponent	Score		
				37	A	UTEP	62 70	100	H	Fresno St.	65 69	114	A	New Mexico St.	59 78		
				45	H	Duquesne	69 78					114	H	New Mexico St.	47 52		
												115	A	Minnesota	72 53		
												130	A	SMU	63 58		
												186	H	UNLV	67 53		
												194	H	Sacramento St.	84 71		
												214	A	Wyoming	48 66		
												215	A	Utah St.	56 72		
												231	H	Houston Baptist	65 57		
												268	H	Pepperdine	60 52		
												327	H	Nicholls St.	83 43		
												329	H	Southern Utah	70 48		
												330	A	Nevada	51 47		
LAST 12 Division I GAMES:																	
215	A	Utah St.	56 72	45	H	Duquesne	69 78	214	A	Wyoming	48 66						
100	H	Fresno St.	65 69					186	H	UNLV	67 53						
330	A	Nevada	51 47					130	A	SMU	63 58						
114	H	New Mexico St.	47 52					37	A	UTEP	62 70						
115	A	Minnesota	72 53					329	H	Southern Utah	70 48						
268	H	Pepperdine	60 52														

Non-Div I Games:

New Mexico

 Loss,
 Non-Conf,
 S Site,
 H Home
 A Away
N Neutral

Average RPI Win:	243	WON-LOST	WINNING	LAST 10	STRENGTH OF	OPP. STRENGTH	TEAM	ADJ.	CONF.	ADJ CONF.
Average RPI Loss:	57	RECORD	PCT. RANK	GAMES	SCHEDULE	OF SCHEDULE	RPI	RPI	RPI	RPI
DIV. I ONLY	13- 3	28	7- 1	284	176	114	114	24	24	
DIV. I NON-CONF.	9- 3	69	3- 3	233	146	116	116	26	26	
TOTALS	RPI 1-25	RPI 26-50	W-L RECORDS	RPI 51-100	RPI 101-150	RPI 150+				
13- 3	0- 0	0- 1	OVERALL	0- 2	3- 0	10- 0				
7- 1	0- 0	0- 1	HOME	0- 0	2- 0	5- 0				
5- 1	0- 0	0- 0	AWAY	0- 1	1- 0	4- 0				
1- 1	0- 0	0- 0	NEUTRAL	0- 1	0- 0	1- 0				
9- 3	0- 0	0- 1	NON-CONFERENCE	0- 2	3- 0	6- 0				
5- 1	0- 0	0- 1	HOME	0- 0	2- 0	3- 0				
3- 1	0- 0	0- 0	AWAY	0- 1	1- 0	2- 0				
1- 1	0- 0	0- 0	NEUTRAL	0- 1	0- 0	1- 0				
4- 0	0- 0	0- 0	CONFERENCE	0- 0	0- 0	4- 0				
2- 0	0- 0	0- 0	HOME	0- 0	0- 0	2- 0				
2- 0	0- 0	0- 0	AWAY	0- 0	0- 0	2- 0				
0- 0	0- 0	0- 0	NEUTRAL	0- 0	0- 0	0- 0				

RPI 1-25				RPI 26-50				RPI 51-100				RPI 101+				Team's RPI: 114	
RPI	S	Opponent	Score	RPI	S	Opponent	Score	RPI	S	Opponent	Score	RPI	S	Opponent	Score		
				37	H	UTEP	65 71	54	N	Vanderbilt	45 71	122	H	Northwestern St.	65 54		
								80	A	Arizona	64 68	147	A	New Mexico	52 47		
												147	H	New Mexico	78 59		
												194	H	Sacramento St.	80 77		
												222	H	Utah Valley	73 68		
												226	H	Grand Canyon	60 58		
												228	A	San Jose St.	75 66		
												252	H	Northern Ariz.	87 53		
												292	A	UMKC	68 62		
												329	H	Southern Utah	74 60		
												331	A	Chicago St.	70 60		
												332	N	A&M-Corpus Christi	70 51		
												334	A	North Dakota St.	79 69		
LAST 12 Division I GAMES:																	
				222	H	Utah Valley	73 68	331	A	Chicago St.	70 60						
				332	N	A&M-Corpus Christi	70 51	292	A	UMKC	68 62						
				54	N	Vanderbilt	45 71	226	H	Grand Canyon	60 58						
				147	A	New Mexico	52 47	80	A	Arizona	64 68						
				228	A	San Jose St.	75 66	252	H	Northern Ariz.	87 53						
				37	H	UTEP	65 71	122	H	Northwestern St.	65 54						

Non-Div I Games: Eastern N.M. 76 61 Western N.M. 68 39

New Mexico St.

Loss, Non-Conf, S Site, H Home A Away N Neutral

New Orleans

Through Games Of Jan. 17, 2016

Average RPI Win:	290	WON-LOST	WINNING	LAST 10	STRENGTH OF	OPP. STRENGTH	TEAM	ADJ.	CONF.	ADJ CONF.
Average RPI Loss:	226	RECORD	PCT. RANK	GAMES	SCHEDULE	OF SCHEDULE	RPI	RPI	RPI	RPI
DIV. I ONLY	3- 9	290	3- 6	339	299	342	342	26	26	
DIV. I NON-CONF.	1- 6	311	1- 5	269	320	335	335	25	25	
TOTALS	RPI 1-25	RPI 26-50	W-L RECORDS	RPI 51-100	RPI 101-150	RPI 150+				
3- 9	0- 0	0- 0	OVERALL	0- 1	0- 1	3- 7				
3- 2	0- 0	0- 0	HOME	0- 0	0- 0	3- 2				
0- 6	0- 0	0- 0	AWAY	0- 0	0- 0	0- 1				
0- 1	0- 0	0- 0	NEUTRAL	0- 0	0- 0	0- 1				
1- 6	0- 0	0- 0	NON-CONFERENCE	0- 1	0- 1	1- 4				
1- 1	0- 0	0- 0	HOME	0- 0	0- 0	1- 1				
0- 4	0- 0	0- 0	AWAY	0- 1	0- 1	0- 2				
0- 1	0- 0	0- 0	NEUTRAL	0- 0	0- 0	0- 1				
2- 3	0- 0	0- 0	CONFERENCE	0- 0	0- 0	2- 3				
2- 1	0- 0	0- 0	HOME	0- 0	0- 0	2- 1				
0- 2	0- 0	0- 0	AWAY	0- 0	0- 0	0- 2				
0- 0	0- 0	0- 0	NEUTRAL	0- 0	0- 0	0- 0				

RPI S	Opponent	Score	RPI S	Opponent	Score	RPI S	Opponent	Score	RPI S	Opponent	Score
						84	A TCU	36 85	137	A Arkansas	41 73
									172	A Ole Miss	59 97
									231	H Houston Baptist	51 71
									233	A Sam Houston St.	52 64
									256	H Stephen F. Austin	58 57
									259	H UNCG	79 81
									287	A Kennesaw St.	53 60
									293	H Jackson St.	85 68
									307	N Florida A&M	60 71
									320	H Incarnate Word	55 49
									326	A Lamar	52 79
LAST 12 Division I GAMES:											
320	H	Incarnate Word	55	49	231	H	Houston Baptist	51	71		
326	A	Lamar	52	79	256	H	Stephen F. Austin	58	57		
137	A	Arkansas	41	73	233	A	Sam Houston St.	52	64		
259	H	UNCG	79	81	287	A	Kennesaw St.	53	60		
172	A	Ole Miss	59	97	307	N	Florida A&M	60	71		
293	H	Jackson St.	85	68	84	A	TCU	36	85		

Non-Div I Games: LSU-Alexandria 93 75 Trinity Baptist 109 46

New Orleans

Loss, Non-Conf, S Site, H Home A Away N Neutral

Niagara

Through Games Of Jan. 17, 2016

Average RPI Win:	295	WON-LOST	WINNING	LAST 10	STRENGTH OF	OPP. STRENGTH	TEAM	ADJ.	CONF.	ADJ CONF.
Average RPI Loss:	184	RECORD	PCT. RANK	GAMES	SCHEDULE	OF SCHEDULE	RPI	RPI	RPI	RPI
DIV. I ONLY	6- 11	246	5- 5	274	301	273	273	25	25	
DIV. I NON-CONF.	2- 7	280	1- 3	195	290	274	274	24	24	
TOTALS	RPI 1-25	RPI 26-50	W-L RECORDS	RPI 51-100	RPI 101-150	RPI 150+				
6- 11	0- 0	0- 1	OVERALL	0- 2	0- 1	6- 7				
3- 5	0- 0	0- 0	HOME	0- 2	0- 0	3- 3				
3- 6	0- 0	0- 1	AWAY	0- 0	0- 1	3- 4				
0- 0	0- 0	0- 0	NEUTRAL	0- 0	0- 0	0- 0				
2- 7	0- 0	0- 1	NON-CONFERENCE	0- 2	0- 1	2- 3				
1- 3	0- 0	0- 0	HOME	0- 2	0- 0	1- 1				
1- 4	0- 0	0- 1	AWAY	0- 0	0- 1	1- 2				
0- 0	0- 0	0- 0	NEUTRAL	0- 0	0- 0	0- 0				
4- 4	0- 0	0- 0	CONFERENCE	0- 0	0- 0	4- 4				
2- 2	0- 0	0- 0	HOME	0- 0	0- 0	2- 2				
2- 2	0- 0	0- 0	AWAY	0- 0	0- 0	2- 2				
0- 0	0- 0	0- 0	NEUTRAL	0- 0	0- 0	0- 0				

RPI S	Opponent	Score	RPI S	Opponent	Score	RPI S	Opponent	Score	RPI S	Opponent	Score	Team's RPI: 273
39	A St. Bonaventure	55 67	90	H Youngstown St.	54 71	112	A Texas Tech	45 79	154	H Quinnipiac	54 61	
			94	H Buffalo	48 57	180	A Detroit	75 80	217	H Siena	51 59	
						234	H Fairfield	56 55	241	H Oakland	67 77	
						258	A Manhattan	62 80	278	A Rider	67 57	
						284	H Cleveland St.	73 72	316	A Monmouth	60 83	
						318	A Saint Peter's	52 48	318	H Saint Peter's	51 46	
						323	A Dartmouth	47 60	336	A Mt. St. Mary's	53 51	
LAST 12 Division I GAMES:												
318	A Saint Peter's	52 48	318	H Saint Peter's	51 46							
234	H Fairfield	56 55	154	H Quinnipiac	54 61							
217	H Siena	51 59	278	A Rider	67 57							
336	A Mt. St. Mary's	53 51	323	A Dartmouth	47 60							
39	A St. Bonaventure	55 67	316	A Monmouth	60 83							
94	H Buffalo	48 57	258	A Manhattan	62 80							

Non-Div I Games:

Niagara

■ Loss,
 ■ Non-Conf,
 S Site,
 ■ Home
 ■ Away
 N Neutral

Average RPI Win:	309	WON-LOST	WINNING	LAST 10	STRENGTH OF	OPP. STRENGTH	TEAM	ADJ.	CONF.	ADJ CONF.
Average RPI Loss:	196	RECORD	PCT. RANK	GAMES	SCHEDULE	OF SCHEDULE	RPI	RPI	RPI	RPI
DIV. I ONLY	4- 10	277	1- 0	338	311	327	327	26	26	
DIV. I NON-CONF.	1- 8	320	1- 0	333	335	349	349	25	25	
TOTALS	RPI 1-25	RPI 26-50	W-L RECORDS	RPI 51-100	RPI 101-150	RPI 150+				
4- 10	0- 1	0- 0	OVERALL	0- 0	0- 2	4- 7				
1- 5	0- 1	0- 0	HOME	0- 0	0- 0	1- 4				
2- 4	0- 0	0- 0	AWAY	0- 0	0- 2	2- 2				
1- 1	0- 0	0- 0	NEUTRAL	0- 0	0- 0	1- 1				
1- 8	0- 0	0- 0	NON-CONFERENCE	0- 0	0- 2	1- 6				
0- 4	0- 0	0- 0	HOME	0- 0	0- 0	0- 4				
0- 3	0- 0	0- 0	AWAY	0- 0	0- 2	0- 1				
1- 1	0- 0	0- 0	NEUTRAL	0- 0	0- 0	1- 1				
3- 2	0- 1	0- 0	CONFERENCE	0- 0	0- 0	3- 1				
1- 1	0- 1	0- 0	HOME	0- 0	0- 0	1- 0				
2- 1	0- 0	0- 0	AWAY	0- 0	0- 0	2- 1				
0- 0	0- 0	0- 0	NEUTRAL	0- 0	0- 0	0- 0				

RPI 1-25				RPI 26-50				RPI 51-100				RPI 101+ Team's RPI: 327			
RPI	S	Opponent	Score	RPI	S	Opponent	Score	RPI	S	Opponent	Score	RPI	S	Opponent	Score
18	H	Abilene Christian	68 71									140	A	Troy	51 104
												147	A	New Mexico	43 83
												158	N	Samford	43 45
												196	H	Grambling	65 69
												200	H	Louisiana Tech	55 58
												231	A	Houston Baptist	71 80
												233	A	Sam Houston St.	67 63
												270	A	La.-Monroe	57 69
												296	H	Prairie View	70 81
												305	H	Jacksonville St.	49 63
												326	H	Lamar	69 59
												332	A	A&M-Corpus Christi	64 62
												343	N	Mississippi Val.	63 54
LAST 12 Division I GAMES:															
18	H	Abilene Christian	68 71	343	N	Mississippi Val.	63 54								
231	A	Houston Baptist	71 80	332	A	A&M-Corpus Christi	64 62								
326	H	Lamar	69 59	233	A	Sam Houston St.	67 63								
196	H	Grambling	65 69	200	H	Louisiana Tech	55 58								
305	H	Jacksonville St.	49 63	140	A	Troy	51 104								
270	A	La.-Monroe	57 69	158	N	Samford	43 45								

Non-Div I Games: Southern-N.O. 98 65

Nicholls St.

■ Loss,
 ■ Non-Conf,
 S Site,
 ■ Home
 ■ Away
 N Neutral

Average RPI Win: 0		WON-LOST	WINNING	LAST 10	STRENGTH OF	OPP. STRENGTH	TEAM	ADJ.	CONF.	ADJ CONF.
Average RPI Loss: 226		RECORD	PCT. RANK	GAMES	SCHEDULE	OF SCHEDULE	RPI	RPI	RPI	RPI
DIV. I ONLY		0- 15	347	0- 10	291	346	347	347	30	30
DIV. I NON-CONF.		0- 10	338	0- 7	227	342	346	346	31	31
TOTALS	RPI 1-25		RPI 26-50		W-L RECORDS		RPI 51-100		RPI 101-150	RPI 150+
0- 15	0- 1		0- 0		OVERALL		0- 1		0- 0	0- 13
0- 5	0- 0		0- 0		HOME		0- 0		0- 0	0- 5
0- 8	0- 1		0- 0		AWAY		0- 1		0- 0	0- 6
0- 2	0- 0		0- 0		NEUTRAL		0- 0		0- 0	0- 2
0- 10	0- 1		0- 0		NON-CONFERENCE		0- 1		0- 0	0- 8
0- 3	0- 0		0- 0		HOME		0- 0		0- 0	0- 3
0- 5	0- 1		0- 0		AWAY		0- 1		0- 0	0- 3
0- 2	0- 0		0- 0		NEUTRAL		0- 0		0- 0	0- 2
0- 5	0- 0		0- 0		CONFERENCE		0- 0		0- 0	0- 5
0- 2	0- 0		0- 0		HOME		0- 0		0- 0	0- 2
0- 3	0- 0		0- 0		AWAY		0- 0		0- 0	0- 3
0- 0	0- 0		0- 0		NEUTRAL		0- 0		0- 0	0- 0

RPI 1-25				RPI 26-50				RPI 51-100				RPI 101+				Team's RPI: 347	
RPI	S	Opponent	Score	RPI	S	Opponent	Score	RPI	S	Opponent	Score	RPI	S	Opponent	Score		
25	A	Mississippi St.	34 92					77	A	Virginia	50 86	153	A	William & Mary	47 67		
												167	A	Marshall	67 81		
												192	A	Coppin St.	44 69		
												230	A	Morgan St.	58 67		
												241	H	Oakland	73 83		
												243	H	USC Upstate	62 82		
												248	H	UNCW	57 61		
												260	H	Bethune-Cookman	45 53		
												272	A	Loyola Maryland	67 75		
												283	N	La Salle	59 67		
												307	H	Florida A&M	67 83		
												346	N	St. Francis Brooklyn	55 59		
												349	A	N.C. Central	62 63		
LAST 12 Division I GAMES:																	
				192	A	Coppin St.	44 69					349	A	N.C. Central	62 63		
				346	N	St. Francis Brooklyn	55 59					260	H	Bethune-Cookman	45 53		
				283	N	La Salle	59 67					307	H	Florida A&M	67 83		
				167	A	Marshall	67 81					230	A	Morgan St.	58 67		
				153	A	William & Mary	47 67					25	A	Mississippi St.	34 92		
				248	H	UNCW	57 61					241	H	Oakland	73 83		

Non-Div I Games:

Norfolk St.

Loss, Non-Conf, S Site, H Home A Away N Neutral

North Carolina

Through Games Of Jan. 17, 2016

Average RPI Win:	179	WON-LOST	WINNING	LAST 10	STRENGTH OF	OPP. STRENGTH	TEAM	ADJ.	CONF.	ADJ CONF.
Average RPI Loss:	85	RECORD	PCT. RANK	GAMES	SCHEDULE	OF SCHEDULE	RPI	RPI	RPI	RPI
DIV. I ONLY	12- 8	115	6- 4	45	125	104	104	5	5	
DIV. I NON-CONF.	10- 5	100	5- 2	89	210	130	130	5	5	
TOTALS	RPI 1-25	RPI 26-50	W-L RECORDS	RPI 51-100	RPI 101-150	RPI 150+				
12- 8	0- 1	1- 2	OVERALL	1- 2	4- 2	6- 1				
10- 5	0- 0	1- 1	HOME	0- 2	3- 1	6- 1				
0- 3	0- 1	0- 1	AWAY	0- 0	0- 1	0- 0				
2- 0	0- 0	0- 0	NEUTRAL	1- 0	1- 0	0- 0				
10- 5	0- 0	0- 1	NON-CONFERENCE	1- 2	4- 1	5- 1				
8- 4	0- 0	0- 0	HOME	0- 2	3- 1	5- 1				
0- 1	0- 0	0- 1	AWAY	0- 0	0- 0	0- 0				
2- 0	0- 0	0- 0	NEUTRAL	1- 0	1- 0	0- 0				
2- 3	0- 1	1- 1	CONFERENCE	0- 0	0- 1	1- 0				
2- 1	0- 0	1- 1	HOME	0- 0	0- 0	1- 0				
0- 2	0- 1	0- 0	AWAY	0- 0	0- 1	0- 0				
0- 0	0- 0	0- 0	NEUTRAL	0- 0	0- 0	0- 0				

RPI S	Opponent	Score	RPI S	Opponent	Score	RPI S	Opponent	Score	RPI S	Opponent	Score	Team's RPI: 104
1	A Notre Dame	54 88	28	A Oklahoma St.	67 77	61	H Northwestern	72 85	106	H Maine	59 58	
			30	H Syracuse	77 73	72	N Gonzaga	67 62	109	A Georgia Tech	73 80	
			36	H Miami (FL)	61 76	99	H Oregon	77 79	119	H Iona	64 52	
									124	H Yale	70 63	
									131	N Southern Miss.	69 62	
									135	H Pacific	63 66	
									209	H Gardner-Webb	65 66	
									235	H New Hampshire	65 60	
									236	H Clemson	72 56	
									239	H Appalachian St.	68 59	
									243	H USC Upstate	80 40	
									302	H Fairleigh Dickinson	64 46	
									307	H Florida A&M	94 58	
LAST 12 Division I GAMES:												
30	H Syracuse	77 73	36	H Miami (FL)	61 76							
236	H Clemson	72 56	109	A Georgia Tech	73 80							
106	H Maine	59 58	1	A Notre Dame	54 88							
235	H New Hampshire	65 60	28	A Oklahoma St.	67 77							
131	N Southern Miss.	69 62	239	H Appalachian St.	68 59							
243	H USC Upstate	80 40	61	H Northwestern	72 85							

Non-Div I Games:

North Carolina

■ Loss,
 ■ Non-Conf, S Site,
 ■ Home
 ■ Away
 N Neutral

Average RPI Win:	157	WON-LOST	WINNING	LAST 10	STRENGTH OF	OPP. STRENGTH	TEAM	ADJ.	CONF.	ADJ CONF.
Average RPI Loss:	48	RECORD	PCT. RANK	GAMES	SCHEDULE	OF SCHEDULE	RPI	RPI	RPI	RPI
DIV. I ONLY	13- 6	91	6- 4	47	51	60	60	5	5	
DIV. I NON-CONF.	9- 4	97	3- 3	109	89	82	82	5	5	
TOTALS	RPI 1-25	RPI 26-50	W-L RECORDS	RPI 51-100	RPI 101-150	RPI 150+				
13- 6	0- 1	2- 3	OVERALL	1- 2	4- 0	6- 0				
8- 2	0- 1	1- 0	HOME	1- 1	1- 0	5- 0				
3- 3	0- 0	1- 2	AWAY	0- 1	2- 0	0- 0				
2- 1	0- 0	0- 1	NEUTRAL	0- 0	1- 0	1- 0				
9- 4	0- 0	1- 2	NON-CONFERENCE	1- 2	2- 0	5- 0				
6- 1	0- 0	1- 0	HOME	1- 1	0- 0	4- 0				
1- 2	0- 0	0- 1	AWAY	0- 1	1- 0	0- 0				
2- 1	0- 0	0- 1	NEUTRAL	0- 0	1- 0	1- 0				
4- 2	0- 1	1- 1	CONFERENCE	0- 0	2- 0	1- 0				
2- 1	0- 1	0- 0	HOME	0- 0	1- 0	1- 0				
2- 1	0- 0	1- 1	AWAY	0- 0	1- 0	0- 0				
0- 0	0- 0	0- 0	NEUTRAL	0- 0	0- 0	0- 0				

RPI S	Opponent	Score	RPI S	Opponent	Score	RPI S	Opponent	Score	RPI S	Opponent	Score
15	H Louisville	90 92	26	N Seton Hall	55 58	82	A Nebraska	67 88	109	H Georgia Tech	65 57
			36	A Miami (FL)	44 73	92	H Elon	66 69	132	A Liberty	61 53
			38	A Florida	72 79	93	H Charlotte	72 65	146	N UAB	67 56
			42	A Duke	65 62				150	A Pittsburgh	78 76
			50	H Villanova	70 64				175	N Eastern Ky.	73 62
									181	H Wake Forest	64 47
									183	H Davidson	58 42
									199	H Radford	67 52
									264	H High Point	89 48
									314	H Western Caro.	86 55
LAST 12 Division I GAMES:											
109	H Georgia Tech	65 57	15	H Louisville	90 92	42	A Duke	65 62			
181	H Wake Forest	64 47				150	A Pittsburgh	78 76			
36	A Miami (FL)	44 73				92	H Elon	66 69			
38	A Florida	72 79				93	H Charlotte	72 65			
175	N Eastern Ky.	73 62				82	A Nebraska	67 88			
314	H Western Caro.	86 55									

Non-Div I Games:

North Carolina St.

■ Loss,
■ Non-Conf, S Site,
■ Home
■ Away
N Neutral

North Dakota

Through Games Of Jan. 17, 2016

Average RPI Win:	228	WON-LOST	WINNING	LAST 10	STRENGTH OF	OPP. STRENGTH	TEAM	ADJ.	CONF.	ADJ CONF.
Average RPI Loss:	119	RECORD	PCT. RANK	GAMES	SCHEDULE	OF SCHEDULE	RPI	RPI	RPI	RPI
DIV. I ONLY	6- 11	246	4- 6	39	314	174	174	19	19	
DIV. I NON-CONF.	4- 7	222	3- 3	56	253	188	188	20	20	
TOTALS	RPI 1-25	RPI 26-50	W-L RECORDS	RPI 51-100	RPI 101-150	RPI 150+				
6- 11	0- 1	0- 0	OVERALL	0- 4	1- 3	5- 3				
5- 2	0- 0	0- 0	HOME	0- 1	1- 0	4- 1				
1- 8	0- 0	0- 0	AWAY	0- 0	0- 0	1- 0				
0- 1	0- 0	0- 0	NEUTRAL	0- 1	0- 0	0- 0				
4- 7	0- 1	0- 0	NON-CONFERENCE	0- 4	1- 2	3- 0				
4- 1	0- 0	0- 0	HOME	0- 1	1- 0	3- 0				
0- 5	0- 1	0- 0	AWAY	0- 2	0- 2	0- 0				
0- 1	0- 0	0- 0	NEUTRAL	0- 1	0- 0	0- 0				
2- 4	0- 0	0- 0	CONFERENCE	0- 0	0- 1	2- 3				
1- 1	0- 0	0- 0	HOME	0- 0	0- 0	1- 1				
1- 3	0- 0	0- 0	AWAY	0- 0	0- 1	1- 2				
0- 0	0- 0	0- 0	NEUTRAL	0- 0	0- 0	0- 0				

RPI 1-25				RPI 26-50				RPI 51-100				RPI 101+ Team's RPI: 174			
RPI	S	Opponent	Score	RPI	S	Opponent	Score	RPI	S	Opponent	Score	RPI	S	Opponent	Score
21	A	Iowa	61 83					81	H	South Dakota	70 73	115	A	Minnesota	47 57
								87	N	UT Martin	58 84	118	A	Idaho	65 92
								96	A	Drake	63 73	128	A	San Francisco	57 74
								99	A	Oregon	51 77	141	H	UNI	64 59
												165	H	Weber St.	56 62
												168	H	Idaho St.	45 42
												189	A	Montana St.	61 69
												206	A	Eastern Wash.	57 60
												220	A	Montana	61 59
												244	H	Western Ill.	78 67
												263	H	Omaha	67 52
												334	H	North Dakota St.	71 54
LAST 12 Division I GAMES:															
165	H	Weber St.	56 62	220	A	Montana	61 59								
206	A	Eastern Wash.	57 60	189	A	Montana St.	61 69								
118	A	Idaho	65 92	168	H	Idaho St.	45 42								
115	A	Minnesota	47 57	244	H	Western Ill.	78 67								
81	H	South Dakota	70 73	141	H	UNI	64 59								
334	H	North Dakota St.	71 54	99	A	Oregon	51 77								

Non-Div I Games:

North Dakota

Loss, Non-Conf, S Site, H Home A Away N Neutral

Average RPI Win:	319	WON-LOST	WINNING	LAST 10	STRENGTH OF	OPP. STRENGTH	TEAM	ADJ.	CONF.	ADJ CONF.
Average RPI Loss:	191	RECORD	PCT. RANK	GAMES	SCHEDULE	OF SCHEDULE	RPI	RPI	RPI	RPI
DIV. I ONLY	3- 14	316	3- 7	308	298	334	334	22	22	
DIV. I NON-CONF.	3- 8	258	3- 3	336	316	344	344	23	23	
TOTALS	RPI 1-25	RPI 26-50	W-L RECORDS	RPI 51-100	RPI 101-150	RPI 150+				
3- 14	0- 0	0- 0	OVERALL	0- 2	0- 3	3- 9				
1- 6	0- 0	0- 0	HOME	0- 2	0- 3	1- 1				
1- 6	0- 0	0- 0	AWAY	0- 0	0- 0	1- 6				
1- 2	0- 0	0- 0	NEUTRAL	0- 0	0- 0	1- 2				
3- 8	0- 0	0- 0	NON-CONFERENCE	0- 0	0- 2	3- 6				
1- 3	0- 0	0- 0	HOME	0- 0	0- 2	1- 1				
1- 3	0- 0	0- 0	AWAY	0- 0	0- 0	1- 3				
1- 2	0- 0	0- 0	NEUTRAL	0- 0	0- 0	1- 2				
0- 6	0- 0	0- 0	CONFERENCE	0- 2	0- 1	0- 3				
0- 3	0- 0	0- 0	HOME	0- 2	0- 1	0- 0				
0- 3	0- 0	0- 0	AWAY	0- 0	0- 0	0- 3				
0- 0	0- 0	0- 0	NEUTRAL	0- 0	0- 0	0- 0				

RPI 1-25				RPI 26-50				RPI 51-100				RPI 101+				Team's RPI: 334	
RPI	S	Opponent	Score	RPI	S	Opponent	Score	RPI	S	Opponent	Score	RPI	S	Opponent	Score		
								79	H	South Dakota St.	63	81	106	H	Maine	51	82
								81	H	South Dakota	94	96	114	H	New Mexico St.	69	79
													142	H	Oral Roberts	42	52
													152	A	IUPUI	44	67
													174	A	North Dakota	54	71
													198	N	Delaware	50	62
													226	H	Grand Canyon	67	76
													249	A	San Diego St.	54	64
													263	A	Omaha	52	77
													279	N	N.C. A&T	64	72
													288	A	Denver	53	64
													296	N	Prairie View	79	58
													322	A	Kent St.	54	75
													324	H	Cal St. Fullerton	79	64
													337	A	NJIT	64	59
LAST 12 Division I GAMES:																	
				288	A	Denver	53	64		152	A	IUPUI	44	67			
				79	H	South Dakota St.	63	81		81	H	South Dakota	94	96			
				263	A	Omaha	52	77		142	H	Oral Roberts	42	52			
				324	H	Cal St. Fullerton	79	64		279	N	N.C. A&T	64	72			
				337	A	NJIT	64	59		174	A	North Dakota	54	71			
				296	N	Prairie View	79	58		226	H	Grand Canyon	67	76			

Non-Div I Games: Valley City St. 85 77 St. Mary (NE) 88 68

North Dakota St.

Loss, Non-Conf, S Site, H Home A Away N Neutral

North Florida

Through Games Of Jan. 17, 2016

Average RPI Win:	284	WON-LOST	WINNING	LAST 10	STRENGTH OF	OPP. STRENGTH	TEAM	ADJ.	CONF.	ADJ CONF.
Average RPI Loss:	186	RECORD	PCT. RANK	GAMES	SCHEDULE	OF SCHEDULE	RPI	RPI	RPI	RPI
DIV. I ONLY	2- 12	321	0- 8	177	326	308	308	28	28	
DIV. I NON-CONF.	2- 10	304	1- 7	168	317	291	291	28	28	
TOTALS	RPI 1-25	RPI 26-50	W-L RECORDS	RPI 51-100	RPI 101-150	RPI 150+				
2- 12	0- 2	0- 0	OVERALL	0- 1	0- 2	2- 7				
1- 7	0- 1	0- 0	HOME	0- 0	0- 0	1- 6				
1- 5	0- 1	0- 0	AWAY	0- 1	0- 2	1- 1				
0- 0	0- 0	0- 0	NEUTRAL	0- 0	0- 0	0- 0				
2- 10	0- 2	0- 0	NON-CONFERENCE	0- 1	0- 2	2- 5				
1- 5	0- 1	0- 0	HOME	0- 0	0- 0	1- 4				
1- 5	0- 1	0- 0	AWAY	0- 1	0- 2	1- 1				
0- 0	0- 0	0- 0	NEUTRAL	0- 0	0- 0	0- 0				
0- 2	0- 0	0- 0	CONFERENCE	0- 0	0- 0	0- 2				
0- 2	0- 0	0- 0	HOME	0- 0	0- 0	0- 2				
0- 0	0- 0	0- 0	AWAY	0- 0	0- 0	0- 0				
0- 0	0- 0	0- 0	NEUTRAL	0- 0	0- 0	0- 0				

RPI 1-25				RPI 26-50				RPI 51-100				RPI 101+ Team's RPI: 308			
RPI	S	Opponent	Score	RPI	S	Opponent	Score	RPI	S	Opponent	Score	RPI	S	Opponent	Score
23	H	Purdue	47 70					82	A	Nebraska	46 91	133	A	Alabama	47 69
24	A	Florida St.	28 80									143	A	Mercer	54 68
												219	H	Jacksonville	39 73
												248	H	UNCW	47 63
												257	A	Georgia St.	63 76
												260	H	Bethune-Cookman	49 53
												267	H	Campbell	55 66
												276	H	Towson	74 72
												287	H	Kennesaw St.	55 70
												289	H	South Carolina St.	48 53
												292	A	UMKC	62 55
LAST 12 Division I GAMES:															
248	H	UNCW	47 63	287	H	Kennesaw St.	55 70								
267	H	Campbell	55 66	219	H	Jacksonville	39 73								
289	H	South Carolina St.	48 53	143	A	Mercer	54 68								
133	A	Alabama	47 69	260	H	Bethune-Cookman	49 53								
257	A	Georgia St.	63 76	24	A	Florida St.	28 80								
276	H	Towson	74 72	23	H	Purdue	47 70								

Non-Div I Games: Warner 60 51 Webber Int'l 60 72 Trinity Baptist 97 30

North Florida

Loss, Non-Conf, S Site, H Home A Away N Neutral

North Texas

Through Games Of Jan. 17, 2016

Average RPI Win:	190	WON-LOST	WINNING	LAST 10	STRENGTH OF	OPP. STRENGTH	TEAM	ADJ.	CONF.	ADJ CONF.
Average RPI Loss:	123	RECORD	PCT. RANK	GAMES	SCHEDULE	OF SCHEDULE	RPI	RPI	RPI	RPI
DIV. I ONLY	7- 8	188	5- 5	107	182	143	143	11	11	
DIV. I NON-CONF.	5- 5	160	4- 3	154	196	156	156	10	10	
TOTALS	RPI 1-25	RPI 26-50	W-L RECORDS	RPI 51-100	RPI 101-150	RPI 150+				
7- 8	0- 0	1- 1	OVERALL	0- 2	1- 2	5- 3				
3- 4	0- 0	0- 1	HOME	0- 1	1- 1	2- 1				
4- 4	0- 0	1- 0	AWAY	0- 1	0- 1	3- 2				
0- 0	0- 0	0- 0	NEUTRAL	0- 0	0- 0	0- 0				
5- 5	0- 0	1- 0	NON-CONFERENCE	0- 1	1- 2	3- 2				
2- 3	0- 0	0- 0	HOME	0- 1	1- 1	1- 1				
3- 2	0- 0	1- 0	AWAY	0- 0	0- 1	2- 1				
0- 0	0- 0	0- 0	NEUTRAL	0- 0	0- 0	0- 0				
2- 3	0- 0	0- 1	CONFERENCE	0- 1	0- 0	2- 1				
1- 1	0- 0	0- 1	HOME	0- 0	0- 0	1- 0				
1- 2	0- 0	0- 0	AWAY	0- 1	0- 0	1- 1				
0- 0	0- 0	0- 0	NEUTRAL	0- 0	0- 0	0- 0				

RPI S	Opponent	Score	RPI S	Opponent	Score	RPI S	Opponent	Score	RPI S	Opponent	Score	Team's RPI: 143
34	A Oklahoma	61 57	37	H UTEP	67 75	58	A Western Ky.	53 65	119	A Iona	51 62	
									128	H San Francisco	61 69	
									130	H SMU	60 57	
									152	H IUPUI	68 67	
									155	A Texas St.	62 64	
									165	H Weber St.	38 45	
									167	A Marshall	71 63	
									245	A Rice	97 100	
									247	H UTSA	68 58	
									283	A La Salle	69 63	
									320	A Incarnate Word	62 55	
LAST 12 Division I GAMES:												
37	H UTEP	67 75	58	A Western Ky.	53 65							
247	H UTSA	68 58	167	A Marshall	71 63							
320	A Incarnate Word	62 55	245	A Rice	97 100							
283	A La Salle	69 63	165	H Weber St.	38 45							
119	A Iona	51 62	130	H SMU	60 57							
152	H IUPUI	68 67	80	H Arizona	44 51							

Non-Div I Games:

North Texas

Loss, Non-Conf, S Site, H Home A Away N Neutral

Northeastern

Through Games Of Jan. 17, 2016

Average RPI Win:	211	WON-LOST	WINNING	LAST 10	STRENGTH OF	OPP. STRENGTH	TEAM	ADJ.	CONF.	ADJ CONF.
Average RPI Loss:	125	RECORD	PCT. RANK	GAMES	SCHEDULE	OF SCHEDULE	RPI	RPI	RPI	RPI
DIV. I ONLY	7- 9	203	3- 7	150	201	202	202	13	13	
DIV. I NON-CONF.	5- 6	180	2- 5	184	196	199	199	12	12	
TOTALS	RPI 1-25	RPI 26-50	W-L RECORDS	RPI 51-100	RPI 101-150	RPI 150+				
7- 9	0- 0	0- 2	OVERALL	0- 3	2- 0	5- 4				
3- 5	0- 0	0- 1	HOME	0- 1	1- 0	2- 3				
4- 2	0- 0	0- 0	AWAY	0- 1	1- 0	3- 1				
0- 2	0- 0	0- 1	NEUTRAL	0- 1	0- 0	0- 0				
5- 6	0- 0	0- 2	NON-CONFERENCE	0- 2	1- 0	4- 2				
2- 4	0- 0	0- 1	HOME	0- 1	1- 0	1- 2				
3- 0	0- 0	0- 0	AWAY	0- 0	0- 0	3- 0				
0- 2	0- 0	0- 1	NEUTRAL	0- 1	0- 0	0- 0				
2- 3	0- 0	0- 0	CONFERENCE	0- 1	1- 0	1- 2				
1- 1	0- 0	0- 0	HOME	0- 0	0- 0	1- 1				
1- 2	0- 0	0- 0	AWAY	0- 1	1- 0	0- 1				
0- 0	0- 0	0- 0	NEUTRAL	0- 0	0- 0	0- 0				

RPI S	Opponent	Score	RPI S	Opponent	Score	RPI S	Opponent	Score	RPI S	Opponent	Score	Team's RPI: 202
27	H Michigan St.	51 77	62	H Boston College	45 71	105	A Drexel	73 65	106	H Maine	56 44	
43	N Missouri	56 69	76	A James Madison	62 85	153	H William & Mary	69 68	154	H Quinnipiac	60 71	
			100	N Fresno St.	55 69	188	H Canisius	57 68	198	A Delaware	52 59	
						217	A Siena	70 67	235	A New Hampshire	66 54	
						276	H Towson	71 72	313	H UMES	60 49	
						348	A Boston U.	77 44				
LAST 12 Division I GAMES:												
105	A Drexel	73 65	76	A James Madison	62 85							
276	H Towson	71 72	153	H William & Mary	69 68							
62	H Boston College	45 71	198	A Delaware	52 59							
188	H Canisius	57 68	106	H Maine	56 44							
27	H Michigan St.	51 77	235	A New Hampshire	66 54							
154	H Quinnipiac	60 71	100	N Fresno St.	55 69							

Non-Div I Games:

Northeastern

■ Loss,
 ■ Non-Conf,
 ■ S Site,
 ■ H Home
 ■ A Away
 N Neutral

Average RPI Win:	325	WON-LOST	WINNING	LAST 10	STRENGTH OF	OPP. STRENGTH	TEAM	ADJ.	CONF.	ADJ CONF.
Average RPI Loss:	132	RECORD	PCT. RANK	GAMES	SCHEDULE	OF SCHEDULE	RPI	RPI	RPI	RPI
DIV. I ONLY	3- 11	303	2- 7	111	290	252	252	19	19	
DIV. I NON-CONF.	2- 7	280	1- 4	114	198	222	222	20	20	
TOTALS	RPI 1-25	RPI 26-50	W-L RECORDS	RPI 51-100	RPI 101-150	RPI 150+				
3- 11	0- 0	0- 1	OVERALL	0- 2	0- 5	3- 3				
2- 3	0- 0	0- 0	HOME	0- 0	0- 2	2- 1				
1- 7	0- 0	0- 1	AWAY	0- 2	0- 2	1- 2				
0- 1	0- 0	0- 0	NEUTRAL	0- 0	0- 1	0- 0				
2- 7	0- 0	0- 1	NON-CONFERENCE	0- 2	0- 4	2- 0				
1- 1	0- 0	0- 0	HOME	0- 0	0- 1	1- 0				
1- 5	0- 0	0- 1	AWAY	0- 2	0- 2	1- 0				
0- 1	0- 0	0- 0	NEUTRAL	0- 0	0- 1	0- 0				
1- 4	0- 0	0- 0	CONFERENCE	0- 0	0- 1	1- 3				
1- 2	0- 0	0- 0	HOME	0- 0	0- 1	1- 1				
0- 2	0- 0	0- 0	AWAY	0- 0	0- 0	0- 2				
0- 0	0- 0	0- 0	NEUTRAL	0- 0	0- 0	0- 0				

RPI 1-25				RPI 26-50				RPI 51-100				RPI 101+				Team's RPI: 252	
RPI	S	Opponent	Score	RPI	S	Opponent	Score	RPI	S	Opponent	Score	RPI	S	Opponent	Score		
				37	A	UTEP	66 77	78	A	Iowa St.	63 79	114	A	New Mexico St.	53 87		
								82	A	Nebraska	67 90	118	H	Idaho	51 72		
												125	H	Hawaii	52 61		
												139	N	Long Beach St.	48 69		
												149	A	Colorado	66 90		
												189	A	Montana St.	77 86		
												206	H	Eastern Wash.	71 81		
												220	A	Montana	58 81		
												319	A	UC Irvine	71 55		
												326	H	Lamar	75 63		
												329	H	Southern Utah	57 48		
LAST 12 Division I GAMES:																	
189	A	Montana St.	77 86	206	H	Eastern Wash.	71 81										
220	A	Montana	58 81	118	H	Idaho	51 72										
78	A	Iowa St.	63 79	329	H	Southern Utah	57 48										
82	A	Nebraska	67 90	114	A	New Mexico St.	53 87										
149	A	Colorado	66 90	139	N	Long Beach St.	48 69										
319	A	UC Irvine	71 55	326	H	Lamar	75 63										

Non-Div I Games: N.M. Highlands 91 43 Dixie St. 68 66

Northern Ariz.

Loss, Non-Conf, S Site, H Home A Away N Neutral

Non-Conference Games				Through Games of Jan. 17, 1918						
Average RPI Win:	194	WON-LOST	WINNING	LAST 10	STRENGTH OF	OPP. STRENGTH	TEAM	ADJ.	CONF.	ADJ CONF.
Average RPI Loss:	143	RECORD	PCT. RANK	GAMES	SCHEDULE	OF SCHEDULE	RPI	RPI	RPI	RPI
DIV. I ONLY	6- 9	218	3- 7	83	234	161	161	19	19	
DIV. I NON-CONF.	4- 5	193	3- 3	185	75	173	173	20	20	
<hr/>										
TOTALS	RPI 1-25	RPI 26-50		W-L RECORDS		RPI 51-100	RPI 101-150	RPI 150+		
6- 9	0- 0	0- 1		OVERALL		0- 2	1- 2	5- 4		
3- 2	0- 0	0- 1		HOME		0- 1	0- 0	3- 0		
1- 7	0- 0	0- 0		AWAY		0- 1	0- 2	1- 4		
2- 0	0- 0	0- 0		NEUTRAL		0- 0	1- 0	1- 0		
4- 5	0- 0	0- 1		NON-CONFERENCE		0- 2	1- 1	3- 1		
1- 2	0- 0	0- 1		HOME		0- 1	0- 0	1- 0		
1- 3	0- 0	0- 0		AWAY		0- 1	0- 1	1- 1		
2- 0	0- 0	0- 0		NEUTRAL		0- 0	1- 0	1- 0		
2- 4	0- 0	0- 0		CONFERENCE		0- 0	0- 1	2- 3		
2- 0	0- 0	0- 0		HOME		0- 0	0- 0	2- 0		
0- 4	0- 0	0- 0		AWAY		0- 0	0- 1	0- 3		
0- 0	0- 0	0- 0		NEUTRAL		0- 0	0- 0	0- 0		

RPI 1-25				RPI 26-50				RPI 51-100				RPI 101+				Team's RPI: 161	
RPI	S	Opponent	Score	RPI	S	Opponent	Score	RPI	S	Opponent	Score	RPI	S	Opponent	Score		
				48	H	St. Mary's (CA)	52 65	52	H	Colorado St.	46 62	118	A	Idaho	56 66		
								79	A	South Dakota St.	62 66	129	N	Akron	78 65		
												149	A	Colorado	41 63		
												165	H	Weber St.	65 63		
												168	H	Idaho St.	48 47		
												189	A	Montana St.	58 66		
												201	N	Valparaiso	77 63		
												206	A	Eastern Wash.	55 59		
												215	H	Utah St.	74 60		
												220	A	Montana	46 58		
												226	A	Grand Canyon	59 69		
												288	A	Denver	60 51		
LAST 12 Division I GAMES:																	
				168	H	Idaho St.	48 47	189	A	Montana St.	58 66						
				118	A	Idaho	56 66	220	A	Montana	46 58						
				206	A	Eastern Wash.	55 59	165	H	Weber St.	65 63						
				226	A	Grand Canyon	59 69	215	H	Utah St.	74 60						
				52	H	Colorado St.	46 62	201	N	Valparaiso	77 63						
				79	A	South Dakota St.	62 66	129	N	Akron	78 65						

Non-Div I Games:	Western St.	101	48
------------------	-------------	-----	----

Northern Colo.

■ Loss, ■ Non-Conf, S Site, H Home A Away N Neutral

Average RPI Win:	262	WON-LOST	WINNING	LAST 10	STRENGTH OF	OPP. STRENGTH	TEAM	ADJ.	CONF.	ADJ CONF.
Average RPI Loss:	158	RECORD	PCT. RANK	GAMES	SCHEDULE	OF SCHEDULE	RPI	RPI	RPI	RPI
DIV. I ONLY	7- 8	188	1- 0	322	189	237	237	10	10	
DIV. I NON-CONF.	6- 4	124	1- 0	346	250	255	255	11	11	
TOTALS	RPI 1-25	RPI 26-50	W-L RECORDS	RPI 51-100	RPI 101-150	RPI 150+				
7- 8	0- 0	0- 0	OVERALL	1- 1	1- 3	5- 4				
3- 1	0- 0	0- 0	HOME	1- 1	0- 0	2- 0				
2- 6	0- 0	0- 0	AWAY	0- 0	1- 3	1- 3				
2- 1	0- 0	0- 0	NEUTRAL	0- 0	0- 0	2- 1				
6- 4	0- 0	0- 0	NON-CONFERENCE	1- 0	0- 1	5- 3				
3- 0	0- 0	0- 0	HOME	1- 0	0- 0	2- 0				
1- 3	0- 0	0- 0	AWAY	0- 0	0- 1	1- 2				
2- 1	0- 0	0- 0	NEUTRAL	0- 0	0- 0	2- 1				
1- 4	0- 0	0- 0	CONFERENCE	0- 1	1- 2	0- 1				
0- 1	0- 0	0- 0	HOME	0- 1	0- 0	0- 0				
1- 3	0- 0	0- 0	AWAY	0- 0	1- 2	0- 1				
0- 0	0- 0	0- 0	NEUTRAL	0- 0	0- 0	0- 0				

RPI 1-25			RPI 26-50			RPI 51-100			RPI 101+			Team's RPI: 237
RPI	S	Opponent	Score	RPI	S	Opponent	Score	RPI	S	Opponent	Score	
						86 H Eastern Mich.	80 87	111 A Toledo			59 66	
						96 H Drake	87 73	117 A Central Mich.			63 95	
								129 A Akron			65 58	
								148 A Wisconsin			62 89	
								162 A SIUE			67 93	
								182 N Kansas			58 66	
								216 A Milwaukee			58 73	
								242 A Miami (OH)			60 66	
								280 H Bradley			68 64	
								324 N Cal St. Fullerton			72 49	
								331 A Chicago St.			68 50	
								335 N Illinois St.			68 59	
								341 H Eastern Ill.			79 63	
LAST 12 Division I GAMES:												
						86 H Eastern Mich.	80 87	324 N Cal St. Fullerton			72 49	
						242 A Miami (OH)	60 66	111 A Toledo			59 66	
						129 A Akron	65 58	117 A Central Mich.			63 95	
						331 A Chicago St.	68 50	148 A Wisconsin			62 89	
						280 H Bradley	68 64	335 N Illinois St.			68 59	
						96 H Drake	87 73	216 A Milwaukee			58 73	

Non-Div I Games: Wis. Lutheran 69 42

Northern Ill.

Average RPI Win:	232	WON-LOST	WINNING	LAST 10	STRENGTH OF	OPP. STRENGTH	TEAM	ADJ.	CONF.	ADJ CONF.
Average RPI Loss:	134	RECORD	PCT. RANK	GAMES	SCHEDULE	OF SCHEDULE	RPI	RPI	RPI	RPI
DIV. I ONLY	8- 6	131	3- 5	229	164	179	179	14	14	
DIV. I NON-CONF.	6- 3	100	3- 2	262	145	165	165	14	14	
TOTALS	RPI 1-25	RPI 26-50	W-L RECORDS	RPI 51-100	RPI 101-150	RPI 150+				
8- 6	0- 1	0- 0	OVERALL	1- 1	0- 1	7- 3				
5- 3	0- 1	0- 0	HOME	1- 0	0- 1	4- 1				
3- 3	0- 0	0- 0	AWAY	0- 1	0- 0	3- 2				
0- 0	0- 0	0- 0	NEUTRAL	0- 0	0- 0	0- 0				
6- 3	0- 1	0- 0	NON-CONFERENCE	1- 0	0- 1	5- 1				
4- 2	0- 1	0- 0	HOME	1- 0	0- 1	3- 0				
2- 1	0- 0	0- 0	AWAY	0- 0	0- 0	2- 1				
0- 0	0- 0	0- 0	NEUTRAL	0- 0	0- 0	0- 0				
2- 3	0- 0	0- 0	CONFERENCE	0- 1	0- 0	2- 2				
1- 1	0- 0	0- 0	HOME	0- 0	0- 0	1- 1				
1- 2	0- 0	0- 0	AWAY	0- 1	0- 0	1- 1				
0- 0	0- 0	0- 0	NEUTRAL	0- 0	0- 0	0- 0				

RPI 1-25				RPI 26-50				RPI 51-100				RPI 101+ Team's RPI: 179			
RPI	S	Opponent	Score	RPI	S	Opponent	Score	RPI	S	Opponent	Score	RPI	S	Opponent	Score
7	H	Kentucky	65 84					83	A	Wright St.	61 66	129	H	Akron	75 77
								89	H	Marquette	83 78	180	A	Detroit	65 66
												190	A	Robert Morris	72 70
												201	H	Valparaiso	60 61
												205	A	Cincinnati	68 71
												212	H	Ill.-Chicago	55 53
												241	A	Oakland	75 71
												242	A	Miami (OH)	71 57
												269	H	Indiana St.	73 67
												291	H	Tennessee Tech	88 62
												325	H	IPFW	77 64
LAST 12 Division I GAMES:															
212	H	Ill.-Chicago	55 53	180	A	Detroit	65 66								
201	H	Valparaiso	60 61	241	A	Oakland	75 71								
129	H	Akron	75 77	83	A	Wright St.	61 66								
325	H	IPFW	77 64	291	H	Tennessee Tech	88 62								
7	H	Kentucky	65 84	89	H	Marquette	83 78								
190	A	Robert Morris	72 70	205	A	Cincinnati	68 71								

Non-Div I Games: Ind.-Kokomo 104 33 West Virginia St. 92 47

Northern Ky.

■ Loss,
 ■ Non-Conf, S Site,
 ■ Home
 ■ Away
 N Neutral

Northwestern

Through Games Of Jan. 17, 2016

Average RPI Win:	166	WON-LOST	WINNING	LAST 10	STRENGTH OF	OPP. STRENGTH	TEAM	ADJ.	CONF.	ADJ CONF.
Average RPI Loss:	56	RECORD	PCT. RANK	GAMES	SCHEDULE	OF SCHEDULE	RPI	RPI	RPI	RPI
DIV. I ONLY	13- 5	61	5- 5	67	58	61	61	4	4	
DIV. I NON-CONF.	11- 1	15	5- 1	213	144	62	62	4	4	
TOTALS	RPI 1-25	RPI 26-50	W-L RECORDS	RPI 51-100	RPI 101-150	RPI 150+				
13- 5	1- 2	0- 2	OVERALL	1- 0	4- 0	7- 1				
8- 2	1- 1	0- 1	HOME	1- 0	1- 0	5- 0				
2- 3	0- 0	0- 0	AWAY	0- 0	1- 0	1- 1				
3- 0	0- 0	0- 0	NEUTRAL	0- 0	2- 0	1- 0				
11- 1	0- 0	0- 1	NON-CONFERENCE	0- 0	4- 0	7- 0				
6- 1	0- 0	0- 1	HOME	0- 0	1- 0	5- 0				
2- 0	0- 0	0- 0	AWAY	0- 0	1- 0	1- 0				
3- 0	0- 0	0- 0	NEUTRAL	0- 0	2- 0	1- 0				
2- 4	1- 2	0- 1	CONFERENCE	1- 0	0- 0	0- 1				
2- 1	1- 1	0- 0	HOME	1- 0	0- 0	0- 0				
0- 3	0- 1	0- 1	AWAY	0- 0	0- 0	0- 1				
0- 0	0- 0	0- 0	NEUTRAL	0- 0	0- 0	0- 0				

RPI 1-25				RPI 26-50				RPI 51-100				Team's RPI: 61		RPI 101+			
RPI	S	Opponent	Score	RPI	S	Opponent	Score	RPI	S	Opponent	Score			RPI	S	Opponent	Score
6	H	Ohio St.	86 82	27	A	Michigan St.	51 74	82	H	Nebraska	85 62			102	H	Western Mich.	86 62
19	A	Maryland	62 80	32	H	DePaul	64 77							103	N	Creighton	75 52
23	H	Purdue	71 85											104	A	North Carolina	85 72
														138	N	East Carolina	78 75
														151	A	Loyola Chicago	81 72
														168	H	Idaho St.	72 36
														178	A	Penn St.	72 79
														206	N	Eastern Wash.	74 70
														216	H	Milwaukee	69 44
														292	H	UMKC	80 38
														294	H	Howard	89 49
														295	H	Alcorn	91 47
LAST 12 Division I GAMES:																	
23	H	Purdue	71 85	19	A	Maryland	62 80										
82	H	Nebraska	85 62	6	H	Ohio St.	86 82										
178	A	Penn St.	72 79	27	A	Michigan St.	51 74										
292	H	UMKC	80 38	151	A	Loyola Chicago	81 72										
32	H	DePaul	64 77	216	H	Milwaukee	69 44										
295	H	Alcorn	91 47	104	A	North Carolina	85 72										

Non-Div I Games:

Northwestern

■ Loss,
 ■ Non-Conf, S Site,
 ■ Home
 ■ Away
 N Neutral

Average RPI Win:	276	WON-LOST	WINNING	LAST 10	STRENGTH OF	OPP. STRENGTH	TEAM	ADJ.	CONF.	ADJ CONF.
Average RPI Loss:	69	RECORD	PCT. RANK	GAMES	SCHEDULE	OF SCHEDULE	RPI	RPI	RPI	RPI
DIV. I ONLY	7- 6	152	7- 2	125	218	122	122	26	26	
DIV. I NON-CONF.	2- 5	253	2- 3	6	199	133	133	25	25	
TOTALS	RPI 1-25	RPI 26-50	W-L RECORDS	RPI 51-100	RPI 101-150	RPI 150+				
7- 6	0- 3	0- 0	OVERALL	0- 0	0- 3	7- 0				
5- 0	0- 0	0- 0	HOME	0- 0	0- 0	5- 0				
2- 5	0- 1	0- 0	AWAY	0- 0	0- 0	2- 0				
0- 1	0- 0	0- 0	NEUTRAL	0- 0	0- 1	0- 0				
2- 5	0- 2	0- 0	NON-CONFERENCE	0- 0	0- 3	2- 0				
2- 0	0- 0	0- 0	HOME	0- 0	0- 0	2- 0				
0- 4	0- 2	0- 0	AWAY	0- 0	0- 2	0- 0				
0- 1	0- 0	0- 0	NEUTRAL	0- 0	0- 1	0- 0				
5- 1	0- 1	0- 0	CONFERENCE	0- 0	0- 0	5- 0				
3- 0	0- 0	0- 0	HOME	0- 0	0- 0	3- 0				
2- 1	0- 1	0- 0	AWAY	0- 0	0- 0	2- 0				
0- 0	0- 0	0- 0	NEUTRAL	0- 0	0- 0	0- 0				

RPI	S	Opponent	Score
3	A	Baylor	44 86
8	A	Texas	33 86
18	A	Abilene Christian	46 67

RPI	S	Opponent	Score

RPI	S	Opponent	Score

RPI	S	Opponent	Score	Team's RPI: 122
114	A	New Mexico St.	54 65	
130	A	SMU	36 74	
139	N	Long Beach St.	59 60	
196	H	Grambling	71 62	
231	H	Houston Baptist	55 44	
233	H	Sam Houston St.	69 49	
293	H	Jackson St.	59 54	
320	A	Incarnate Word	53 48	
326	A	Lamar	73 51	
332	H	A&M-Corpus Christi	60 43	

LAST 12 Division I GAMES:

18	A	Abilene Christian	46 67	326	A	Lamar	73 51
233	H	Sam Houston St.	69 49	332	H	A&M-Corpus Christi	60 43
231	H	Houston Baptist	55 44	320	A	Incarnate Word	53 48
293	H	Jackson St.	59 54	139	N	Long Beach St.	59 60
196	H	Grambling	71 62	114	A	New Mexico St.	54 65
3	A	Baylor	44 86	8	A	Texas	33 86

Non-Div I Games: LeTourneau 73 44 Xavier (LA) 73 57 LSU-Alexandria 94 65 Central Baptist 86 56 Northwestern St.

Loss, Non-Conf, S Site, H Home A Away N Neutral

Notre Dame

Through Games Of Jan. 17, 2016

Average RPI Win:	93	WON-LOST	WINNING	LAST 10	STRENGTH OF	OPP. STRENGTH	TEAM	ADJ.	CONF.	ADJ CONF.
Average RPI Loss:	2	RECORD	PCT. RANK	GAMES	SCHEDULE	OF SCHEDULE	RPI	RPI	RPI	RPI
DIV. I ONLY	16- 1	4	1- 0	6	1	1	1	5	5	
DIV. I NON-CONF.	11- 1	15	1- 0	7	2	2	2	5	5	
TOTALS	RPI 1-25	RPI 26-50	W-L RECORDS	RPI 51-100	RPI 101-150	RPI 150+				
16- 1	3- 1	1- 0	OVERALL	5- 0	5- 0	2- 0				
7- 0	2- 0	1- 0	HOME	0- 0	4- 0	0- 0				
7- 1	0- 1	0- 0	AWAY	5- 0	1- 0	1- 0				
2- 0	1- 0	0- 0	NEUTRAL	0- 0	0- 0	1- 0				
11- 1	3- 1	1- 0	NON-CONFERENCE	3- 0	2- 0	2- 0				
5- 0	2- 0	1- 0	HOME	0- 0	2- 0	0- 0				
4- 1	0- 1	0- 0	AWAY	3- 0	0- 0	1- 0				
2- 0	1- 0	0- 0	NEUTRAL	0- 0	0- 0	1- 0				
5- 0	0- 0	0- 0	CONFERENCE	2- 0	3- 0	0- 0				
2- 0	0- 0	0- 0	HOME	0- 0	2- 0	0- 0				
3- 0	0- 0	0- 0	AWAY	2- 0	1- 0	0- 0				
0- 0	0- 0	0- 0	NEUTRAL	0- 0	0- 0	0- 0				

RPI 1-25				Team's RPI:	1	RPI 26-50				RPI 51-100				RPI 101+			
RPI	S	Opponent	Score			RPI	S	Opponent	Score	RPI	S	Opponent	Score	RPI	S	Opponent	Score
2	A	UConn	81	91		32	H	DePaul	95 90	62	A	Boston College	63 50	101	H	Bucknell	85 54
6	H	Ohio St.	75	72						68	A	Saint Joseph's	91 55	104	H	North Carolina	88 54
9	N	UCLA	92	84						77	A	Virginia	74 46	109	H	Georgia Tech	85 76
10	H	Oregon St.	62	61						79	A	South Dakota St.	75 64	111	H	Toledo	74 39
										84	A	TCU	88 72	150	A	Pittsburgh	65 55
														201	A	Valparaiso	110 54
														288	N	Denver	94 52
LAST 12 Division I GAMES:																	
77	A	Virginia	74	46		9	N	UCLA	92	84							
150	A	Pittsburgh	65	55		62	A	Boston College	63	50							
109	H	Georgia Tech	85	76		104	H	North Carolina	88	54							
10	H	Oregon St.	62	61		32	H	DePaul	95	90							
68	A	Saint Joseph's	91	55		2	A	UConn	81	91							
84	A	TCU	88	72		6	H	Ohio St.	75	72							

Non-Div I Games:

Notre Dame

Loss, Non-Conf, S Site, H Home A Away N Neutral

Average RPI Win: 299	WON-LOST	WINNING	LAST 10	STRENGTH OF	OPP. STRENGTH	TEAM	ADJ.	CONF.	ADJ CONF.
Average RPI Loss: 134	RECORD	PCT. RANK	GAMES	SCHEDULE	OF SCHEDULE	RPI	RPI	RPI	RPI
DIV. I ONLY	8- 7	154	5- 4	317	269	241	241	14	14
DIV. I NON-CONF.	6- 3	100	4- 2	344	318	248	248	14	14
TOTALS	RPI 1-25	RPI 26-50	W-L RECORDS	RPI 51-100	RPI 101-150	RPI 150+			
8- 7	0- 0	0- 1	OVERALL	0- 2	0- 1	8- 3			
3- 5	0- 0	0- 1	HOME	0- 2	0- 1	3- 1			
5- 2	0- 0	0- 0	AWAY	0- 0	0- 0	5- 2			
0- 0	0- 0	0- 0	NEUTRAL	0- 0	0- 0	0- 0			
6- 3	0- 0	0- 1	NON-CONFERENCE	0- 0	0- 1	6- 1			
2- 2	0- 0	0- 1	HOME	0- 0	0- 1	2- 0			
4- 1	0- 0	0- 0	AWAY	0- 0	0- 0	4- 1			
0- 0	0- 0	0- 0	NEUTRAL	0- 0	0- 0	0- 0			
2- 4	0- 0	0- 0	CONFERENCE	0- 2	0- 0	2- 2			
1- 3	0- 0	0- 0	HOME	0- 2	0- 0	1- 1			
1- 1	0- 0	0- 0	AWAY	0- 0	0- 0	1- 1			
0- 0	0- 0	0- 0	NEUTRAL	0- 0	0- 0	0- 0			

RPI S	Opponent	Score	RPI S	Opponent	Score	RPI S	Opponent	Score	RPI S	Opponent	Score	Team's RPI: 241
27	H Michigan St.	62 82	83	H Wright St.	72 77	117	H Central Mich.	87 110	179	H Northern Ky.	71 75	
			90	H Youngstown St.	77 96	201	A Valparaiso	66 81	212	A Ill.-Chicago	78 76	
						242	A Miami (OH)	54 65	273	A Niagara	77 67	
						284	H Cleveland St.	79 69	297	A Vermont	74 68	
						323	H Dartmouth	78 60	325	H IPFW	81 74	
						331	A Chicago St.	74 51	347	A Norfolk St.	83 73	
LAST 12 Division I GAMES:												
212	A Ill.-Chicago	78 76	83	H Wright St.	72 77							
284	H Cleveland St.	79 69	179	H Northern Ky.	71 75							
297	A Vermont	74 68	201	A Valparaiso	66 81							
325	H IPFW	81 74	242	A Miami (OH)	54 65							
331	A Chicago St.	74 51	323	H Dartmouth	78 60							
27	H Michigan St.	62 82	90	H Youngstown St.	77 96							

Non-Div I Games: Rochester College 83 49 Mich.-Dearborn 123 38

Oakland

Average RPI Win:	161	WON-LOST	WINNING	LAST 10	STRENGTH OF	OPP. STRENGTH	TEAM	ADJ.	CONF.	ADJ CONF.
Average RPI Loss:	69	RECORD	PCT. RANK	GAMES	SCHEDULE	OF SCHEDULE	RPI	RPI	RPI	RPI
DIV. I ONLY	13- 3	28	9- 1	105	66	33	33	10	10	
DIV. I NON-CONF.	8- 3	78	5- 2	193	44	67	67	11	11	
TOTALS	RPI 1-25	RPI 26-50	W-L RECORDS	RPI 51-100	RPI 101-150	RPI 150+				
13- 3	0- 0	0- 1	OVERALL	5- 1	3- 1	5- 0				
6- 0	0- 0	0- 0	HOME	2- 0	2- 0	2- 0				
3- 3	0- 0	0- 0	AWAY	1- 1	0- 0	2- 0				
4- 0	0- 0	0- 0	NEUTRAL	2- 0	1- 0	1- 0				
8- 3	0- 0	0- 1	NON-CONFERENCE	3- 1	1- 1	4- 0				
3- 0	0- 0	0- 0	HOME	1- 0	0- 0	2- 0				
1- 3	0- 0	0- 1	AWAY	0- 1	0- 1	1- 0				
4- 0	0- 0	0- 0	NEUTRAL	2- 0	1- 0	1- 0				
5- 0	0- 0	0- 0	CONFERENCE	2- 0	2- 0	1- 0				
3- 0	0- 0	0- 0	HOME	1- 0	2- 0	0- 0				
2- 0	0- 0	0- 0	AWAY	1- 0	0- 0	1- 0				
0- 0	0- 0	0- 0	NEUTRAL	0- 0	0- 0	0- 0				

RPI 1-25				RPI 26-50				Team's RPI: 33				RPI 51-100				RPI 101+			
RPI	S	Opponent	Score	RPI	S	Opponent	Score	RPI	S	Opponent	Score	RPI	S	Opponent	Score	RPI	S	Opponent	Score
				45	A	Duquesne	47 64					53	N	FGCU	69 57	102	H	Western Mich.	73 63
												54	A	Vanderbilt	59 62	107	A	Illinois	53 62
												56	H	Ball St.	73 48	117	H	Central Mich.	86 84
												70	N	Indiana	63 56	138	N	East Carolina	64 61
												86	A	Eastern Mich.	71 64	248	A	UNCW	75 59
												97	H	Middle Tenn.	72 49	251	A	Bowling Green	72 57
																265	H	Saint Francis (PA)	91 65
																286	N	Winthrop	75 54
																325	H	IPFW	79 52
LAST 12 Division I GAMES:																			
				56	H	Ball St.	73 48					117	H	Central Mich.	86 84				
				102	H	Western Mich.	73 63					86	A	Eastern Mich.	71 64				
				97	H	Middle Tenn.	72 49					251	A	Bowling Green	72 57				
				138	N	East Carolina	64 61					265	H	Saint Francis (PA)	91 65				
				248	A	UNCW	75 59					325	H	IPFW	79 52				
				45	A	Duquesne	47 64					54	A	Vanderbilt	59 62				

Non-Div I Games:

Ohio

■ Loss,
 ■ Non-Conf,
 ■ S Site,
 ■ H Home
 ■ A Away
 N Neutral

Average RPI Win:	108	WON-LOST	WINNING	LAST 10	STRENGTH OF	OPP. STRENGTH	TEAM	ADJ.	CONF.	ADJ CONF.
Average RPI Loss:	17	RECORD	PCT. RANK	GAMES	SCHEDULE	OF SCHEDULE	RPI	RPI	RPI	RPI
DIV. I ONLY	13- 4	46	9- 1	3	19	6	6	4	4	
DIV. I NON-CONF.	8- 3	78	5- 1	11	29	14	14	4	4	
TOTALS	RPI 1-25	RPI 26-50	W-L RECORDS	RPI 51-100	RPI 101-150	RPI 150+				
13- 4	3- 3	2- 0	OVERALL	3- 1	2- 0	3- 0				
9- 1	2- 1	1- 0	HOME	3- 0	1- 0	2- 0				
2- 3	1- 2	0- 0	AWAY	0- 1	0- 0	1- 0				
2- 0	0- 0	1- 0	NEUTRAL	0- 0	1- 0	0- 0				
8- 3	0- 3	1- 0	NON-CONFERENCE	2- 0	2- 0	3- 0				
5- 1	0- 1	0- 0	HOME	2- 0	1- 0	2- 0				
1- 2	0- 2	0- 0	AWAY	0- 0	0- 0	1- 0				
2- 0	0- 0	1- 0	NEUTRAL	0- 0	1- 0	0- 0				
5- 1	3- 0	1- 0	CONFERENCE	1- 1	0- 0	0- 0				
4- 0	2- 0	1- 0	HOME	1- 0	0- 0	0- 0				
1- 1	1- 0	0- 0	AWAY	0- 1	0- 0	0- 0				
0- 0	0- 0	0- 0	NEUTRAL	0- 0	0- 0	0- 0				

RPI 1-25				Team's RPI: 6				RPI 26-50				RPI 51-100				RPI 101+			
RPI	S	Opponent	Score					RPI	S	Opponent	Score					RPI	S	Opponent	Score
1	A	Notre Dame	72 75					27	H	Michigan St.	85 80					61	A	Northwestern	82 86
2	H	UConn	56 100					31	N	Texas A&M	95 80					67	H	Princeton	90 70
4	A	South Carolina	80 88													70	H	Indiana	97 70
19	A	Maryland	80 71													77	H	Virginia	93 73
20	H	Rutgers	90 78																
23	H	Purdue	90 70																
LAST 12 Division I GAMES:																			
70	H	Indiana	97 70					23	H	Purdue	90 70								
19	A	Maryland	80 71					61	A	Northwestern	82 86								
27	H	Michigan St.	85 80					20	H	Rutgers	90 78								
77	H	Virginia	93 73					205	A	Cincinnati	105 76								
67	H	Princeton	90 70					1	A	Notre Dame	72 75								
279	H	N.C. A&T	89 56					31	N	Texas A&M	95 80								

Non-Div I Games:

Ohio St.

Average RPI Win:	137	WON-LOST	WINNING	LAST 10	STRENGTH OF	OPP. STRENGTH	TEAM	ADJ.	CONF.	ADJ CONF.
Average RPI Loss:	51	RECORD	PCT. RANK	GAMES	SCHEDULE	OF SCHEDULE	RPI	RPI	RPI	RPI
DIV. I ONLY	12- 4	54	7- 3	60	4	34	34	2	2	
DIV. I NON-CONF.	9- 2	37	6- 1	151	13	54	54	3	3	
TOTALS	RPI 1-25	RPI 26-50	W-L RECORDS	RPI 51-100	RPI 101-150	RPI 150+				
12- 4	2- 1	2- 2	OVERALL	2- 0	0- 1	6- 0				
6- 1	1- 0	1- 0	HOME	0- 0	0- 1	4- 0				
4- 2	1- 1	0- 1	AWAY	1- 0	0- 0	2- 0				
2- 1	0- 0	1- 1	NEUTRAL	1- 0	0- 0	0- 0				
9- 2	2- 0	1- 1	NON-CONFERENCE	1- 0	0- 1	5- 0				
4- 1	1- 0	0- 0	HOME	0- 0	0- 1	3- 0				
3- 0	1- 0	0- 0	AWAY	0- 0	0- 0	2- 0				
2- 1	0- 0	1- 1	NEUTRAL	1- 0	0- 0	0- 0				
3- 2	0- 1	1- 1	CONFERENCE	1- 0	0- 0	1- 0				
2- 0	0- 0	1- 0	HOME	0- 0	0- 0	1- 0				
1- 2	0- 1	0- 1	AWAY	1- 0	0- 0	0- 0				
0- 0	0- 0	0- 0	NEUTRAL	0- 0	0- 0	0- 0				

RPI 1-25				RPI 26-50				Team's RPI: 34	RPI 51-100				RPI 101+			
RPI	S	Opponent	Score	RPI	S	Opponent	Score		RPI	S	Opponent	Score	RPI	S	Opponent	Score
3	A	Baylor	68 78	28	A	Oklahoma St.	42 73		62	N	Boston College	76 61	143	H	North Texas	57 61
12	H	BYU	73 47	31	N	Texas A&M	68 74		84	A	TCU	78 65	182	H	Kansas	67 44
16	A	Washington	71 68	35	N	Utah	70 55						193	A	Tulsa	75 62
				46	H	Kansas St.	68 58						204	H	Little Rock	65 52
													247	H	UTSA	80 41
													280	A	Bradley	79 46
													286	H	Winthrop	78 48
LAST 12 Division I GAMES:																
3	A	Baylor	68 78	28	A	Oklahoma St.	42 73		62	N	Boston College	76 61	143	H	North Texas	57 61
182	H	Kansas	67 44	46	H	Kansas St.	68 58		84	A	TCU	78 65	182	H	Kansas	67 44
31	N	Texas A&M	68 74	84	A	TCU	78 65		204	H	Little Rock	65 52	193	A	Tulsa	75 62
247	H	UTSA	80 41	62	N	Boston College	76 61		247	H	UTSA	80 41	204	H	Little Rock	65 52
193	A	Tulsa	75 62	35	N	Utah	70 55		280	A	Bradley	79 46	247	H	UTSA	80 41
16	A	Washington	71 68						286	H	Winthrop	78 48	280	A	Bradley	79 46

Non-Div I Games:

Oklahoma

Average RPI Win:	153	WON-LOST	WINNING	LAST 10	STRENGTH OF	OPP. STRENGTH	TEAM	ADJ.	CONF.	ADJ CONF.
Average RPI Loss:	39	RECORD	PCT. RANK	GAMES	SCHEDULE	OF SCHEDULE	RPI	RPI	RPI	RPI
DIV. I ONLY	13- 4	46	6- 4	34	72	28	28	2	2	
DIV. I NON-CONF.	10- 1	19	5- 1	172	180	34	34	3	3	
TOTALS	RPI 1-25	RPI 26-50	W-L RECORDS	RPI 51-100	RPI 101-150	RPI 150+				
13- 4	1- 2	1- 1	OVERALL	1- 1	4- 0	6- 0				
10- 1	1- 1	1- 0	HOME	1- 0	2- 0	5- 0				
3- 3	0- 1	0- 1	AWAY	0- 1	2- 0	1- 0				
0- 0	0- 0	0- 0	NEUTRAL	0- 0	0- 0	0- 0				
10- 1	0- 1	0- 0	NON-CONFERENCE	1- 0	3- 0	6- 0				
8- 0	0- 0	0- 0	HOME	1- 0	2- 0	5- 0				
2- 1	0- 1	0- 0	AWAY	0- 0	1- 0	1- 0				
0- 0	0- 0	0- 0	NEUTRAL	0- 0	0- 0	0- 0				
3- 3	1- 1	1- 1	CONFERENCE	0- 1	1- 0	0- 0				
2- 1	1- 1	1- 0	HOME	0- 0	0- 0	0- 0				
1- 2	0- 0	0- 1	AWAY	0- 1	1- 0	0- 0				
0- 0	0- 0	0- 0	NEUTRAL	0- 0	0- 0	0- 0				

RPI 1-25				RPI 26-50				Team's RPI: 28	RPI 51-100				RPI 101+			
RPI	S	Opponent	Score	RPI	S	Opponent	Score		RPI	S	Opponent	Score	RPI	S	Opponent	Score
3	H	Baylor	52 45	34	H	Oklahoma	73 42		51	H	Washington St.	70 60	104	H	North Carolina	77 67
8	H	Texas	48 78	46	A	Kansas St.	44 47		78	A	Iowa St.	42 49	108	A	Missouri St.	74 55
22	A	South Fla.	46 68										112	A	Texas Tech	69 46
													142	H	Oral Roberts	59 55
													162	H	SIUE	86 61
													163	H	UTRGV	78 54
													246	A	UCF	74 55
													255	H	Texas Southern	87 52
													285	H	Savannah St.	76 48
													326	H	Lamar	90 45
LAST 12 Division I GAMES:																
112	A	Texas Tech	69 46	34	H	Oklahoma	73 42		46	A	Kansas St.	44 47				
78	A	Iowa St.	42 49	8	H	Texas	48 78		104	H	North Carolina	77 67				
3	H	Baylor	52 45	163	H	UTRGV	78 54		51	H	Washington St.	70 60				
285	H	Savannah St.	76 48													
246	A	UCF	74 55													
22	A	South Fla.	46 68													

Non-Div I Games:

Oklahoma St.

Average RPI Win:	219	WON-LOST	WINNING	LAST 10	STRENGTH OF	OPP. STRENGTH	TEAM	ADJ.	CONF.	ADJ CONF.
Average RPI Loss:	127	RECORD	PCT. RANK	GAMES	SCHEDULE	OF SCHEDULE	RPI	RPI	RPI	RPI
DIV. I ONLY	7- 10	214	6- 4	119	203	176	176	11	11	
DIV. I NON-CONF.	4- 8	234	3- 4	156	267	216	216	10	10	
TOTALS	RPI 1-25	RPI 26-50	W-L RECORDS	RPI 51-100	RPI 101-150	RPI 150+				
7- 10	0- 1	0- 1	OVERALL	2- 2	1- 2	4- 4				
3- 3	0- 0	0- 1	HOME	0- 0	1- 0	2- 2				
4- 4	0- 0	0- 0	AWAY	2- 1	0- 1	2- 2				
0- 3	0- 1	0- 0	NEUTRAL	0- 1	0- 1	0- 0				
4- 8	0- 1	0- 1	NON-CONFERENCE	0- 2	0- 1	4- 3				
2- 2	0- 0	0- 1	HOME	0- 0	0- 0	2- 1				
2- 3	0- 0	0- 0	AWAY	0- 1	0- 0	2- 2				
0- 3	0- 1	0- 0	NEUTRAL	0- 1	0- 1	0- 0				
3- 2	0- 0	0- 0	CONFERENCE	2- 0	1- 1	0- 1				
1- 1	0- 0	0- 0	HOME	0- 0	1- 0	0- 1				
2- 1	0- 0	0- 0	AWAY	2- 0	0- 1	0- 0				
0- 0	0- 0	0- 0	NEUTRAL	0- 0	0- 0	0- 0				

RPI 1-25				RPI 26-50				RPI 51-100				RPI 101+ Team's RPI: 176			
RPI	S	Opponent	Score	RPI	S	Opponent	Score	RPI	S	Opponent	Score	RPI	S	Opponent	Score
19	N	Maryland	49 95	36	H	Miami (FL)	35 61	79	N	South Dakota St.	39 71	131	H	Southern Miss.	53 45
								93	A	Charlotte	71 59	146	A	UAB	55 58
								97	A	Middle Tenn.	61 58	150	N	Pittsburgh	58 67
								98	A	VCU	54 74	153	A	William & Mary	64 75
												164	H	ETSU	52 56
												200	H	Louisiana Tech	51 69
												224	A	Richmond	57 62
												272	H	Loyola Maryland	64 41
												294	A	Howard	83 64
												313	A	UMES	69 52
												333	H	Wagner	71 57
LAST 12 Division I GAMES:															
200	H	Louisiana Tech	51 69	97	A	Middle Tenn.	61 58								
93	A	Charlotte	71 59	146	A	UAB	55 58								
153	A	William & Mary	64 75	131	H	Southern Miss.	53 45								
313	A	UMES	69 52	272	H	Loyola Maryland	64 41								
98	A	VCU	54 74	79	N	South Dakota St.	39 71								
294	A	Howard	83 64	150	N	Pittsburgh	58 67								

Non-Div I Games:

Old Dominion

■ Loss,
 ■ Non-Conf, S Site,
 ■ Home
 ■ Away
 N Neutral

Average RPI Win:	225	WON-LOST	WINNING	LAST 10	STRENGTH OF	OPP. STRENGTH	TEAM	ADJ.	CONF.	ADJ CONF.
Average RPI Loss:	91	RECORD	PCT. RANK	GAMES	SCHEDULE	OF SCHEDULE	RPI	RPI	RPI	RPI
DIV. I ONLY	9- 8	159	5- 5	139	198	172	172	3	3	
DIV. I NON-CONF.	8- 5	118	6- 2	232	310	189	189	2	2	
TOTALS	RPI 1-25	RPI 26-50	W-L RECORDS	RPI 51-100	RPI 101-150	RPI 150+				
9- 8	0- 0	0- 2	OVERALL	3- 2	1- 4	5- 0				
7- 4	0- 0	0- 1	HOME	2- 1	1- 2	4- 0				
2- 4	0- 0	0- 1	AWAY	1- 1	0- 2	1- 0				
0- 0	0- 0	0- 0	NEUTRAL	0- 0	0- 0	0- 0				
8- 5	0- 0	0- 0	NON-CONFERENCE	2- 2	1- 3	5- 0				
6- 3	0- 0	0- 0	HOME	1- 1	1- 2	4- 0				
2- 2	0- 0	0- 0	AWAY	1- 1	0- 1	1- 0				
0- 0	0- 0	0- 0	NEUTRAL	0- 0	0- 0	0- 0				
1- 3	0- 0	0- 2	CONFERENCE	1- 0	0- 1	0- 0				
1- 1	0- 0	0- 1	HOME	1- 0	0- 0	0- 0				
0- 2	0- 0	0- 1	AWAY	0- 0	0- 1	0- 0				
0- 0	0- 0	0- 0	NEUTRAL	0- 0	0- 0	0- 0				

RPI S	Opponent	Score	RPI S	Opponent	Score	RPI S	Opponent	Score	RPI S	Opponent	Score	Team's RPI: 172
31	A Texas A&M	58 81	38	H Florida	65 85	54	H Vanderbilt	55 52	108	H Missouri St.	78 91	
						58	H Western Ky.	59 53	115	H McNeese St.	96 56	
						74	H Tulane	59 61	120	H La.-Lafayette	78 82	
						95	A Stony Brook	72 57	127	A LSU	57 76	
						97	A Middle Tenn.	75 84	131	A Southern Miss.	38 57	
									333	A Wagner	86 49	
									338	H Ark.-Pine Bluff	80 45	
									342	H New Orleans	97 59	
									343	H Mississippi Val.	97 61	
									345	H Alabama A&M	103 42	
LAST 12 Division I GAMES:												
54	H Vanderbilt	55 52	31	A Texas A&M	58 81							
345	H Alabama A&M	103 42	38	H Florida	65 85							
115	H McNeese St.	96 56	127	A LSU	57 76							
74	H Tulane	59 61	338	H Ark.-Pine Bluff	80 45							
342	H New Orleans	97 59	58	H Western Ky.	59 53							
131	A Southern Miss.	38 57	333	A Wagner	86 49							

Non-Div I Games:

Ole Miss

■ Loss,
 ■ Non-Conf,
 ■ S Site,
 ■ H Home
 ■ A Away
 N Neutral

Average RPI Win:	294	WON-LOST	WINNING	LAST 10	STRENGTH OF	OPP. STRENGTH	TEAM	ADJ.	CONF.	ADJ CONF.
Average RPI Loss:	151	RECORD	PCT. RANK	GAMES	SCHEDULE	OF SCHEDULE	RPI	RPI	RPI	RPI
DIV. I ONLY	8- 8	166	3- 6	327	260	263	263	22	22	
DIV. I NON-CONF.	5- 5	160	2- 3	348	208	315	315	23	23	
TOTALS	RPI 1-25	RPI 26-50	W-L RECORDS	RPI 51-100	RPI 101-150	RPI 150+				
8- 8	0- 0	0- 0	OVERALL	0- 2	0- 1	8- 5				
6- 2	0- 0	0- 0	HOME	0- 0	0- 1	6- 1				
1- 5	0- 0	0- 0	AWAY	0- 2	0- 0	1- 3				
1- 1	0- 0	0- 0	NEUTRAL	0- 0	0- 0	1- 1				
5- 5	0- 0	0- 0	NON-CONFERENCE	0- 0	0- 1	5- 4				
3- 2	0- 0	0- 0	HOME	0- 0	0- 1	3- 1				
1- 2	0- 0	0- 0	AWAY	0- 0	0- 0	1- 2				
1- 1	0- 0	0- 0	NEUTRAL	0- 0	0- 0	1- 1				
3- 3	0- 0	0- 0	CONFERENCE	0- 2	0- 0	3- 1				
3- 0	0- 0	0- 0	HOME	0- 0	0- 0	3- 0				
0- 3	0- 0	0- 0	AWAY	0- 2	0- 0	0- 1				
0- 0	0- 0	0- 0	NEUTRAL	0- 0	0- 0	0- 0				

RPI	S	Opponent	Score	RPI	S	Opponent	Score	RPI	S	Opponent	Score	RPI	S	Opponent	Score	Team's RPI: 263
79	A	South Dakota St.	58 68	81	A	South Dakota	76 82	103	H	Creighton	46 69	152	A	IUPUI	59 75	
								162	A	SIUE	86 90	174	A	North Dakota	52 67	
								222	H	Utah Valley	59 74	231	N	Houston Baptist	51 64	
								244	H	Western Ill.	79 66	246	H	UCF	75 60	
								269	A	Indiana St.	51 50	288	H	Denver	67 55	
								292	H	UMKC	57 42	334	H	North Dakota St.	77 52	
								335	N	Illinois St.	60 56	341	H	Eastern Ill.	76 67	
LAST 12 Division I GAMES:																
79	A	South Dakota St.	58 68	288	H	Denver	67 55	152	A	IUPUI	59 75	81	A	South Dakota	76 82	
244	H	Western Ill.	79 66	341	H	Eastern Ill.	76 67	292	H	UMKC	57 42	335	N	Illinois St.	60 56	
334	H	North Dakota St.	77 52													
222	H	Utah Valley	59 74													
103	H	Creighton	46 69													
162	A	SIUE	86 90													

Non-Div I Games: Midland 58 53 Waldorf 97 32

Omaha

Loss, Non-Conf, S Site, H Home A Away N Neutral

Oral Roberts

Through Games Of Jan. 17, 2016

Average RPI Win:	211	WON-LOST	WINNING	LAST 10	STRENGTH OF	OPP. STRENGTH	TEAM	ADJ.	CONF.	ADJ CONF.
Average RPI Loss:	123	RECORD	PCT. RANK	GAMES	SCHEDULE	OF SCHEDULE	RPI	RPI	RPI	RPI
DIV. I ONLY	6- 9	218	5- 4	159	91	142	142	22	22	
DIV. I NON-CONF.	2- 8	290	1- 5	123	8	183	183	23	23	
TOTALS	RPI 1-25	RPI 26-50	W-L RECORDS	RPI 51-100	RPI 101-150	RPI 150+				
6- 9	0- 1	0- 1	OVERALL	1- 2	0- 2	5- 3				
2- 1	0- 0	0- 0	HOME	1- 0	0- 0	1- 1				
4- 8	0- 1	0- 1	AWAY	0- 2	0- 2	4- 2				
0- 0	0- 0	0- 0	NEUTRAL	0- 0	0- 0	0- 0				
2- 8	0- 1	0- 1	NON-CONFERENCE	0- 2	0- 2	2- 2				
0- 1	0- 0	0- 0	HOME	0- 0	0- 0	0- 1				
2- 7	0- 1	0- 1	AWAY	0- 2	0- 2	2- 1				
0- 0	0- 0	0- 0	NEUTRAL	0- 0	0- 0	0- 0				
4- 1	0- 0	0- 0	CONFERENCE	1- 0	0- 0	3- 1				
2- 0	0- 0	0- 0	HOME	1- 0	0- 0	1- 0				
2- 1	0- 0	0- 0	AWAY	0- 0	0- 0	2- 1				
0- 0	0- 0	0- 0	NEUTRAL	0- 0	0- 0	0- 0				

RPI 1-25				RPI 26-50				RPI 51-100				RPI 101+ Team's RPI: 142			
RPI	S	Opponent	Score	RPI	S	Opponent	Score	RPI	S	Opponent	Score	RPI	S	Opponent	Score
3	A	Baylor	39 97	28	A	Oklahoma St.	55 59	71	A	Michigan	44 61	108	A	Missouri St.	64 72
								81	H	South Dakota	60 56	137	A	Arkansas	50 65
								86	A	Eastern Mich.	69 77	152	A	IUPUI	52 47
												182	A	Kansas	70 63
												193	A	Tulsa	59 53
												204	H	Little Rock	52 66
												226	A	Grand Canyon	64 66
												244	A	Western Ill.	61 72
												325	H	IPFW	61 59
												334	A	North Dakota St.	52 42
LAST 12 Division I GAMES:															
152	A	IUPUI	52 47	325	H	IPFW	61 59								
244	A	Western Ill.	61 72	334	A	North Dakota St.	52 42								
182	A	Kansas	70 63	81	H	South Dakota	60 56								
3	A	Baylor	39 97	86	A	Eastern Mich.	69 77								
108	A	Missouri St.	64 72	71	A	Michigan	44 61								
137	A	Arkansas	50 65	28	A	Oklahoma St.	55 59								

Non-Div I Games: Lyon 49 68 Evangel 89 46

Oral Roberts

Loss, Non-Conf, S Site, H Home A Away N Neutral

Oregon

Through Games Of Jan. 17, 2016

Average RPI Win:	194	WON-LOST	WINNING	LAST 10	STRENGTH OF	OPP. STRENGTH	TEAM	ADJ.	CONF.	ADJ CONF.
Average RPI Loss:	10	RECORD	PCT. RANK	GAMES	SCHEDULE	OF SCHEDULE	RPI	RPI	RPI	RPI
DIV. I ONLY	12- 5	74	5- 5	193	5	99	99	1	1	
DIV. I NON-CONF.	11- 0	1	6- 0	337	40	95	95	1	1	
TOTALS	RPI 1-25	RPI 26-50	W-L RECORDS	RPI 51-100	RPI 101-150	RPI 150+				
12- 5	0- 5	0- 0	OVERALL	2- 0	2- 0	8- 0				
11- 2	0- 2	0- 0	HOME	2- 0	1- 0	8- 0				
1- 3	0- 3	0- 0	AWAY	0- 0	1- 0	0- 0				
0- 0	0- 0	0- 0	NEUTRAL	0- 0	0- 0	0- 0				
11- 0	0- 0	0- 0	NON-CONFERENCE	1- 0	2- 0	8- 0				
10- 0	0- 0	0- 0	HOME	1- 0	1- 0	8- 0				
1- 0	0- 0	0- 0	AWAY	0- 0	1- 0	0- 0				
0- 0	0- 0	0- 0	NEUTRAL	0- 0	0- 0	0- 0				
1- 5	0- 5	0- 0	CONFERENCE	1- 0	0- 0	0- 0				
1- 2	0- 2	0- 0	HOME	1- 0	0- 0	0- 0				
0- 3	0- 3	0- 0	AWAY	0- 0	0- 0	0- 0				
0- 0	0- 0	0- 0	NEUTRAL	0- 0	0- 0	0- 0				

RPI	S	Opponent	Score	RPI	S	Opponent	Score	RPI	S	Opponent	Score	RPI	S	Opponent	Score
5	H	Stanford	62 64					69	H	California	69 59	104	A	North Carolina	79 77
9	A	UCLA	69 80					75	H	UC Riverside	95 81	145	H	Hampton	86 51
10	A	Oregon St.	33 60									174	H	North Dakota	77 51
10	H	Oregon St.	45 59									222	H	Utah Valley	79 68
17	A	Southern California	67 74									227	H	Seattle	82 62
												228	H	San Jose St.	104 74
												236	H	Clemson	69 56
												254	H	UC Santa Barbara	79 51
												271	H	Portland	93 52
												328	H	Portland St.	122 59
LAST 12 Division I GAMES:															
10	A	Oregon St.	33 60	69	H	California	69 59								
17	A	Southern California	67 74	5	H	Stanford	62 64								
9	A	UCLA	69 80	10	H	Oregon St.	45 59								
227	H	Seattle	82 62	271	H	Portland	93 52								
328	H	Portland St.	122 59	222	H	Utah Valley	79 68								
75	H	UC Riverside	95 81	228	H	San Jose St.	104 74								

Non-Div I Games:

Oregon

■ Loss,
 ■ Non-Conf, S Site,
 ■ Home
 ■ Away
 N Neutral

Average RPI Win:	126	WON-LOST	WINNING	LAST 10	STRENGTH OF	OPP. STRENGTH	TEAM	ADJ.	CONF.	ADJ CONF.
Average RPI Loss:	8	RECORD	PCT. RANK	GAMES	SCHEDULE	OF SCHEDULE	RPI	RPI	RPI	RPI
DIV. I ONLY	14- 3	24	7- 3	27	11	10	10	1	1	
DIV. I NON-CONF.	9- 2	37	4- 2	116	18	40	40	1	1	

TOTALS	RPI 1-25	RPI 26-50	W-L RECORDS	RPI 51-100	RPI 101-150	RPI 150+				
14- 3	2- 3	0- 0	OVERALL	6- 0	2- 0	4- 0				
8- 1	1- 1	0- 0	HOME	3- 0	1- 0	3- 0				
4- 2	1- 2	0- 0	AWAY	2- 0	0- 0	1- 0				
2- 0	0- 0	0- 0	NEUTRAL	1- 0	1- 0	0- 0				
9- 2	0- 2	0- 0	NON-CONFERENCE	3- 0	2- 0	4- 0				
5- 1	0- 1	0- 0	HOME	1- 0	1- 0	3- 0				
2- 1	0- 1	0- 0	AWAY	1- 0	0- 0	1- 0				
2- 0	0- 0	0- 0	NEUTRAL	1- 0	1- 0	0- 0				
5- 1	2- 1	0- 0	CONFERENCE	3- 0	0- 0	0- 0				
3- 0	1- 0	0- 0	HOME	2- 0	0- 0	0- 0				
2- 1	1- 1	0- 0	AWAY	1- 0	0- 0	0- 0				
0- 0	0- 0	0- 0	NEUTRAL	0- 0	0- 0	0- 0				

RPI 1-25				Team's RPI: 10	RPI 26-50				RPI 51-100				RPI 101+			
RPI	S	Opponent	Score		RPI	S	Opponent	Score	RPI	S	Opponent	Score	RPI	S	Opponent	Score
1	A	Notre Dame	61 62						64	N	Hofstra	73 50	118	H	Idaho	69 44
5	H	Stanford	58 50						69	H	California	70 48	137	N	Arkansas	63 47
9	A	UCLA	51 71						75	H	UC Riverside	86 65	156	H	Cal Poly	80 43
13	H	Tennessee	50 53						89	A	Marquette	65 58	262	H	CSU Bakersfield	75 51
17	A	Southern California	57 49						99	A	Oregon	59 45	271	A	Portland	94 50
									99	H	Oregon	60 33	303	H	Longwood	110 45
LAST 12 Division I GAMES:																
					99	H	Oregon	60 33	5	H	Stanford	58 50				
					9	A	UCLA	51 71	69	H	California	70 48				
					17	A	Southern California	57 49	99	A	Oregon	59 45				
					1	A	Notre Dame	61 62	262	H	CSU Bakersfield	75 51				
					156	H	Cal Poly	80 43	118	H	Idaho	69 44				
					13	H	Tennessee	50 53	89	A	Marquette	65 58				

Non-Div I Games:

Oregon St.

Pacific

Through Games Of Jan. 17, 2016

Average RPI Win:	217	WON-LOST	WINNING	LAST 10	STRENGTH OF	OPP. STRENGTH	TEAM	ADJ.	CONF.	ADJ CONF.
Average RPI Loss:	123	RECORD	PCT. RANK	GAMES	SCHEDULE	OF SCHEDULE	RPI	RPI	RPI	RPI
DIV. I ONLY	8- 9	183	4- 5	97	197	135	135	8	8	
DIV. I NON-CONF.	6- 4	124	2- 2	205	272	128	128	9	9	
TOTALS	RPI 1-25	RPI 26-50	W-L RECORDS	RPI 51-100	RPI 101-150	RPI 150+				
8- 9	0- 1	0- 1	OVERALL	0- 3	2- 1	6- 3				
4- 3	0- 0	0- 1	HOME	0- 0	1- 1	3- 1				
4- 6	0- 0	0- 0	AWAY	0- 0	1- 0	3- 0				
0- 0	0- 0	0- 0	NEUTRAL	0- 0	0- 0	0- 0				
6- 4	0- 0	0- 0	NON-CONFERENCE	0- 1	1- 1	5- 2				
2- 1	0- 0	0- 0	HOME	0- 0	0- 1	2- 0				
4- 3	0- 0	0- 0	AWAY	0- 1	1- 0	3- 2				
0- 0	0- 0	0- 0	NEUTRAL	0- 0	0- 0	0- 0				
2- 5	0- 1	0- 1	CONFERENCE	0- 2	1- 0	1- 1				
2- 2	0- 0	0- 1	HOME	0- 0	1- 0	1- 1				
0- 3	0- 1	0- 0	AWAY	0- 2	0- 0	0- 0				
0- 0	0- 0	0- 0	NEUTRAL	0- 0	0- 0	0- 0				

RPI 1-25				RPI 26-50				RPI 51-100				RPI 101+ Team's RPI: 135			
RPI	S	Opponent	Score	RPI	S	Opponent	Score	RPI	S	Opponent	Score	RPI	S	Opponent	Score
12	A	BYU	62 79	48	H	St. Mary's (CA)	73 82	63	A	San Diego	56 69	104	A	North Carolina	66 63
								73	A	Santa Clara	52 76	128	H	San Francisco	70 57
								80	A	Arizona	56 69	139	H	Long Beach St.	60 68
												209	A	Gardner-Webb	84 77
												210	A	UC Davis	66 53
												215	A	Utah St.	70 78
												220	A	Montana	54 64
												228	H	San Jose St.	81 69
												261	H	Loyola Marymount	60 63
												262	A	CSU Bakersfield	80 74
												268	H	Pepperdine	65 62
												330	H	Nevada	74 52
LAST 12 Division I GAMES:															
12	A	BYU	62 79	48	H	St. Mary's (CA)	73 82	261	H	Loyola Marymount	60 63				
63	A	San Diego	56 69	268	H	Pepperdine	65 62	80	A	Arizona	56 69				
128	H	San Francisco	70 57	80	A	Arizona	56 69	139	H	Long Beach St.	60 68				
73	A	Santa Clara	52 76	139	H	Long Beach St.	60 68	209	A	Gardner-Webb	84 77				
330	H	Nevada	74 52												
228	H	San Jose St.	81 69												

Non-Div I Games: Stanislaus St. 74 61

Pacific

■ Loss,
 ■ Non-Conf,
 ■ S Site,
 ■ H Home
 ■ A Away
 N Neutral

Average RPI Win:	188	WON-LOST	WINNING	LAST 10	STRENGTH OF	OPP. STRENGTH	TEAM	ADJ.	CONF.	ADJ CONF.
Average RPI Loss:	55	RECORD	PCT. RANK	GAMES	SCHEDULE	OF SCHEDULE	RPI	RPI	RPI	RPI
DIV. I ONLY	9- 2	27	8- 1	116	138	57	57	12	12	
DIV. I NON-CONF.	8- 2	51	8- 2	170	139	73	73	13	13	
TOTALS	RPI 1-25	RPI 26-50	W-L RECORDS	RPI 51-100	RPI 101-150	RPI 150+				
9- 2	0- 0	0- 1	OVERALL	2- 1	2- 0	5- 0				
6- 1	0- 0	0- 1	HOME	2- 0	1- 0	3- 0				
3- 1	0- 0	0- 0	AWAY	0- 1	1- 0	2- 0				
0- 0	0- 0	0- 0	NEUTRAL	0- 0	0- 0	0- 0				
8- 2	0- 0	0- 1	NON-CONFERENCE	1- 1	2- 0	5- 0				
5- 1	0- 0	0- 1	HOME	1- 0	1- 0	3- 0				
3- 1	0- 0	0- 0	AWAY	0- 1	1- 0	2- 0				
0- 0	0- 0	0- 0	NEUTRAL	0- 0	0- 0	0- 0				
1- 0	0- 0	0- 0	CONFERENCE	1- 0	0- 0	0- 0				
1- 0	0- 0	0- 0	HOME	1- 0	0- 0	0- 0				
0- 0	0- 0	0- 0	AWAY	0- 0	0- 0	0- 0				
0- 0	0- 0	0- 0	NEUTRAL	0- 0	0- 0	0- 0				

RPI 1-25				RPI 26-50				RPI 51-100				Team's RPI: 57				RPI 101+			
RPI	S	Opponent	Score	RPI	S	Opponent	Score	RPI	S	Opponent	Score			RPI	S	Opponent	Score		
				42	H	Duke	50 57							105	H	Drexel	72 67		
								52	H	Colorado St.	49 48			125	A	Hawaii	64 54		
								67	H	Princeton	50 48			187	A	UMBC	81 46		
								68	A	Saint Joseph's	46 50			235	A	New Hampshire	67 60		
														250	H	Navy	57 43		
														333	H	Wagner	78 50		
														339	H	Lafayette	54 37		
LAST 12 Division I GAMES:																			
				105	H	Drexel	72 67	67	H	Princeton	50 48								
				68	A	Saint Joseph's	46 50	125	A	Hawaii	64 54								
				250	H	Navy	57 43	333	H	Wagner	78 50								
				52	H	Colorado St.	49 48	187	A	UMBC	81 46								
				235	A	New Hampshire	67 60	42	H	Duke	50 57								
				339	H	Lafayette	54 37												

Non-Div I Games: BYU-Hawaii 73 41

Penn

Average RPI Win:	201	WON-LOST	WINNING	LAST 10	STRENGTH OF	OPP. STRENGTH	TEAM	ADJ.	CONF.	ADJ CONF.
Average RPI Loss:	81	RECORD	PCT. RANK	GAMES	SCHEDULE	OF SCHEDULE	RPI	RPI	RPI	RPI
DIV. I ONLY	6- 11	246	0- 1	41	70	178	178	4	4	
DIV. I NON-CONF.	5- 6	180	0- 1	65	120	147	147	4	4	
TOTALS	RPI 1-25	RPI 26-50	W-L RECORDS	RPI 51-100	RPI 101-150	RPI 150+				
6- 11	0- 3	0- 2	OVERALL	2- 3	0- 2	4- 1				
6- 4	0- 0	0- 1	HOME	2- 3	0- 0	4- 0				
0- 6	0- 2	0- 1	AWAY	0- 0	0- 2	0- 1				
0- 1	0- 1	0- 0	NEUTRAL	0- 0	0- 0	0- 0				
5- 6	0- 3	0- 1	NON-CONFERENCE	1- 1	0- 0	4- 1				
5- 1	0- 0	0- 0	HOME	1- 1	0- 0	4- 0				
0- 4	0- 2	0- 1	AWAY	0- 0	0- 0	0- 1				
0- 1	0- 1	0- 0	NEUTRAL	0- 0	0- 0	0- 0				
1- 5	0- 0	0- 1	CONFERENCE	1- 2	0- 2	0- 0				
1- 3	0- 0	0- 1	HOME	1- 2	0- 0	0- 0				
0- 2	0- 0	0- 0	AWAY	0- 0	0- 2	0- 0				
0- 0	0- 0	0- 0	NEUTRAL	0- 0	0- 0	0- 0				

RPI 1-25				RPI 26-50				RPI 51-100				RPI 101+ Team's RPI: 178			
RPI	S	Opponent	Score	RPI	S	Opponent	Score	RPI	S	Opponent	Score	RPI	S	Opponent	Score
12	N	BYU	51 63	27	H	Michigan St.	55 71	61	H	Northwestern	79 72	115	A	Minnesota	85 98
13	A	Tennessee	66 74	39	A	St. Bonaventure	60 70	66	H	Virginia Tech	59 64	148	A	Wisconsin	62 82
22	A	South Fla.	79 101					71	H	Michigan	87 91	191	H	Fordham	75 59
								82	H	Nebraska	78 83	277	H	Sacred Heart	83 46
								90	H	Youngstown St.	68 51	282	H	Holy Cross	86 82
												300	A	CSUN	73 81
												306	H	Central Conn. St.	73 47
LAST 12 Division I GAMES:															
27	H	Michigan St.	55 71	12	N	BYU	51 63	71	H	Michigan	87 91				
115	A	Minnesota	85 98	82	H	Nebraska	78 83	148	A	Wisconsin	62 82				
61	H	Northwestern	79 72	22	A	South Fla.	79 101	66	H	Virginia Tech	59 64				
277	H	Sacred Heart	83 46												
39	A	St. Bonaventure	60 70												
90	H	Youngstown St.	68 51												

Non-Div I Games:

Penn St.

Pepperdine

Through Games Of Jan. 17, 2016

Average RPI Win:	280	WON-LOST	WINNING	LAST 10	STRENGTH OF	OPP. STRENGTH	TEAM	ADJ.	CONF.	ADJ CONF.
Average RPI Loss:	127	RECORD	PCT. RANK	GAMES	SCHEDULE	OF SCHEDULE	RPI	RPI	RPI	RPI
DIV. I ONLY	5- 12	269	0- 1	215	162	268	268	8	8	
DIV. I NON-CONF.	4- 6	201	0- 1	251	230	242	242	9	9	
TOTALS	RPI 1-25	RPI 26-50	W-L RECORDS	RPI 51-100	RPI 101-150	RPI 150+				
5- 12	0- 0	0- 2	OVERALL	0- 3	0- 3	5- 4				
4- 4	0- 0	0- 0	HOME	0- 2	0- 1	4- 1				
1- 7	0- 0	0- 2	AWAY	0- 1	0- 2	1- 2				
0- 1	0- 0	0- 0	NEUTRAL	0- 0	0- 0	0- 1				
4- 6	0- 0	0- 1	NON-CONFERENCE	0- 1	0- 1	4- 3				
3- 1	0- 0	0- 0	HOME	0- 0	0- 0	3- 1				
1- 4	0- 0	0- 1	AWAY	0- 1	0- 1	1- 1				
0- 1	0- 0	0- 0	NEUTRAL	0- 0	0- 0	0- 1				
1- 6	0- 0	0- 1	CONFERENCE	0- 2	0- 2	1- 1				
1- 3	0- 0	0- 0	HOME	0- 2	0- 1	1- 0				
0- 3	0- 0	0- 1	AWAY	0- 0	0- 1	0- 1				
0- 0	0- 0	0- 0	NEUTRAL	0- 0	0- 0	0- 0				

RPI S	Opponent	Score	RPI S	Opponent	Score	RPI S	Opponent	Score	RPI S	Opponent	Score	Team's RPI: 268
48	A St. Mary's (CA)	72 88	72	H Gonzaga	57 74	128	H San Francisco	74 81				
49	A Albany (NY)	49 64	73	H Santa Clara	60 62	135	A Pacific	62 65				
			91	A Army West Point	53 63	147	A New Mexico	52 60				
						156	H Cal Poly	47 61				
						173	N George Mason	63 71				
						186	A UNLV	63 83				
						254	H UC Santa Barbara	71 69				
						261	A Loyola Marymount	69 79				
						262	A CSU Bakersfield	76 73				
						271	H Portland	74 62				
						288	H Denver	64 60				
						324	H Cal St. Fullerton	81 75				
LAST 12 Division I GAMES:												
135	A Pacific	62 65	173	N George Mason	63 71							
261	A Loyola Marymount	69 79	128	H San Francisco	74 81							
271	H Portland	74 62	73	H Santa Clara	60 62							
72	H Gonzaga	57 74	48	A St. Mary's (CA)	72 88							
147	A New Mexico	52 60	288	H Denver	64 60							
262	A CSU Bakersfield	76 73	156	H Cal Poly	47 61							

Non-Div I Games: Alas. Anchorage 61 94

Pepperdine

Loss, Non-Conf, S Site, H Home A Away N Neutral

Average RPI Win:	276	WON-LOST	WINNING	LAST 10	STRENGTH OF	OPP. STRENGTH	TEAM	ADJ.	CONF.	ADJ CONF.
Average RPI Loss:	43	RECORD	PCT. RANK	GAMES	SCHEDULE	OF SCHEDULE	RPI	RPI	RPI	RPI
DIV. I ONLY	8- 10	198	3- 7	58	118	150	150	5	5	
DIV. I NON-CONF.	8- 5	118	4- 3	215	221	161	161	5	5	
TOTALS	RPI 1-25	RPI 26-50	W-L RECORDS	RPI 51-100	RPI 101-150	RPI 150+				
8- 10	0- 3	0- 3	OVERALL	0- 4	0- 0	8- 0				
6- 4	0- 2	0- 1	HOME	0- 1	0- 0	6- 0				
1- 4	0- 0	0- 2	AWAY	0- 2	0- 0	1- 0				
1- 2	0- 1	0- 0	NEUTRAL	0- 1	0- 0	1- 0				
8- 5	0- 1	0- 1	NON-CONFERENCE	0- 3	0- 0	8- 0				
6- 1	0- 0	0- 1	HOME	0- 0	0- 0	6- 0				
1- 2	0- 0	0- 0	AWAY	0- 2	0- 0	1- 0				
1- 2	0- 1	0- 0	NEUTRAL	0- 1	0- 0	1- 0				
0- 5	0- 2	0- 2	CONFERENCE	0- 1	0- 0	0- 0				
0- 3	0- 2	0- 0	HOME	0- 1	0- 0	0- 0				
0- 2	0- 0	0- 2	AWAY	0- 0	0- 0	0- 0				
0- 0	0- 0	0- 0	NEUTRAL	0- 0	0- 0	0- 0				

RPI S	Opponent	Score	RPI S	Opponent	Score	RPI S	Opponent	Score	RPI S	Opponent	Score	Team's RPI: 150
1	H Notre Dame	55 65	30	A Syracuse	48 71	60	H North Carolina St.	76 78	176	N Old Dominion	67 58	
19	N Maryland	49 70	36	A Miami (FL)	55 79	67	A Princeton	47 61	229	H American	76 58	
24	H Florida St.	55 66	45	H Duquesne	65 79	71	A Michigan	45 82	265	A Saint Francis (PA)	74 59	
						79	N South Dakota St.	54 55	278	H Rider	75 44	
									282	H Holy Cross	56 50	
									309	H Delaware St.	77 43	
									333	H Wagner	67 41	
									336	H Mt. St. Mary's	74 57	
LAST 12 Division I GAMES:												
1	H Notre Dame	55 65	24	H Florida St.	55 66							
45	H Duquesne	65 79	30	A Syracuse	48 71							
229	H American	76 58	60	H North Carolina St.	76 78							
278	H Rider	75 44	36	A Miami (FL)	55 79							
67	A Princeton	47 61	282	H Holy Cross	56 50							
336	H Mt. St. Mary's	74 57	71	A Michigan	45 82							

Non-Div I Games:

Pittsburgh

■ Loss,
■ Non-Conf, S Site,
■ Home
■ Away
N Neutral

Portland

Through Games Of Jan. 17, 2016

Average RPI Win: 328	WON-LOST	WINNING	LAST 10	STRENGTH OF	OPP. STRENGTH	TEAM	ADJ.	CONF.	ADJ CONF.
Average RPI Loss: 141	RECORD	PCT. RANK	GAMES	SCHEDULE	OF SCHEDULE	RPI	RPI	RPI	RPI
DIV. I ONLY	1- 16	344	0- 10	62	235	271	271	8	8
DIV. I NON-CONF.	1- 9	325	0- 5	96	314	273	273	9	9
TOTALS	RPI 1-25	RPI 26-50	W-L RECORDS	RPI 51-100	RPI 101-150	RPI 150+			
1- 16	0- 3	0- 0	OVERALL	0- 4	0- 1	1- 8			
0- 8	0- 1	0- 0	HOME	0- 2	0- 1	0- 4			
1- 8	0- 2	0- 0	AWAY	0- 2	0- 0	1- 4			
0- 0	0- 0	0- 0	NEUTRAL	0- 0	0- 0	0- 0			
1- 9	0- 2	0- 0	NON-CONFERENCE	0- 1	0- 0	1- 6			
0- 5	0- 1	0- 0	HOME	0- 0	0- 0	0- 4			
1- 4	0- 1	0- 0	AWAY	0- 1	0- 0	1- 2			
0- 0	0- 0	0- 0	NEUTRAL	0- 0	0- 0	0- 0			
0- 7	0- 1	0- 0	CONFERENCE	0- 3	0- 1	0- 2			
0- 3	0- 0	0- 0	HOME	0- 2	0- 1	0- 0			
0- 4	0- 1	0- 0	AWAY	0- 1	0- 0	0- 2			
0- 0	0- 0	0- 0	NEUTRAL	0- 0	0- 0	0- 0			

RPI 1-25				RPI 26-50				RPI 51-100				RPI 101+ Team's RPI: 271			
RPI	S	Opponent	Score	RPI	S	Opponent	Score	RPI	S	Opponent	Score	RPI	S	Opponent	Score
10	H	Oregon St.	50 94					63	A	San Diego	43 71	128	H	San Francisco	63 82
12	A	BYU	66 78					72	H	Gonzaga	63 71	165	H	Weber St.	55 57
16	A	Washington	65 83					73	H	Santa Clara	45 67	177	H	Boise St.	49 89
								99	A	Oregon	52 93	189	A	Montana St.	57 86
												210	H	UC Davis	47 72
												220	A	Montana	67 90
												261	A	Loyola Marymount	52 62
												268	A	Pepperdine	62 74
												300	H	CSUN	62 68
												328	A	Portland St.	69 53
LAST 12 Division I GAMES:															
73	H	Santa Clara	45 67	12	A	BYU	66 78								
268	A	Pepperdine	62 74	63	A	San Diego	43 71								
261	A	Loyola Marymount	52 62	72	H	Gonzaga	63 71								
300	H	CSUN	62 68	128	H	San Francisco	63 82								
99	A	Oregon	52 93	16	A	Washington	65 83								
177	H	Boise St.	49 89	210	H	UC Davis	47 72								

Non-Div I Games: Willamette 73 54

Portland

Loss, Non-Conf, S Site, H Home A Away N Neutral

Average RPI Win:	300	WON-LOST	WINNING	LAST 10	STRENGTH OF	OPP. STRENGTH	TEAM	ADJ.	CONF.	ADJ CONF.
Average RPI Loss:	182	RECORD	PCT. RANK	GAMES	SCHEDULE	OF SCHEDULE	RPI	RPI	RPI	RPI
DIV. I ONLY	1- 13	340	1- 8	206	308	328	328	19	19	
DIV. I NON-CONF.	1- 8	320	1- 5	273	273	342	342	20	20	
TOTALS	RPI 1-25	RPI 26-50	W-L RECORDS	RPI 51-100	RPI 101-150	RPI 150+				
1- 13	0- 0	0- 0	OVERALL	0- 3	0- 1	1- 9				
1- 5	0- 0	0- 0	HOME	0- 0	0- 0	1- 5				
0- 8	0- 0	0- 0	AWAY	0- 3	0- 1	0- 4				
0- 0	0- 0	0- 0	NEUTRAL	0- 0	0- 0	0- 0				
1- 8	0- 0	0- 0	NON-CONFERENCE	0- 3	0- 1	1- 4				
1- 3	0- 0	0- 0	HOME	0- 0	0- 0	1- 3				
0- 5	0- 0	0- 0	AWAY	0- 3	0- 1	0- 1				
0- 0	0- 0	0- 0	NEUTRAL	0- 0	0- 0	0- 0				
0- 5	0- 0	0- 0	CONFERENCE	0- 0	0- 0	0- 5				
0- 2	0- 0	0- 0	HOME	0- 0	0- 0	0- 2				
0- 3	0- 0	0- 0	AWAY	0- 0	0- 0	0- 3				
0- 0	0- 0	0- 0	NEUTRAL	0- 0	0- 0	0- 0				

RPI 1-25				RPI 26-50				RPI 51-100				RPI 101+				Team's RPI: 328	
RPI	S	Opponent	Score	RPI	S	Opponent	Score	RPI	S	Opponent	Score	RPI	S	Opponent	Score		
								79	A	South Dakota St.	65	74	139	A	Long Beach St.	71	89
								81	A	South Dakota	61	103	165	A	Weber St.	73	102
								99	A	Oregon	59	122	168	A	Idaho St.	70	71
													189	H	Montana St.	59	106
													194	A	Sacramento St.	91	132
													210	H	UC Davis	70	82
													220	H	Montana	58	79
													227	H	Seattle	64	85
													271	H	Portland	53	69
													300	H	CSUN	83	77
													324	A	Cal St. Fullerton	69	84
LAST 12 Division I GAMES:																	
				194	A	Sacramento St.	91	132					168	A	Idaho St.	70	71
				300	H	CSUN	83	77					165	A	Weber St.	73	102
				99	A	Oregon	59	122					189	H	Montana St.	59	106
				227	H	Seattle	64	85					220	H	Montana	58	79
				81	A	South Dakota	61	103					210	H	UC Davis	70	82
				79	A	South Dakota St.	65	74					271	H	Portland	53	69

Non-Div I Games: Warner Pacific 64 76 Corban 90 76

Portland St.

Loss, Non-Conf, S Site, H Home A Away N Neutral

Average RPI Win:	287	WON-LOST	WINNING	LAST 10	STRENGTH OF	OPP. STRENGTH	TEAM	ADJ.	CONF.	ADJ CONF.
Average RPI Loss:	182	RECORD	PCT. RANK	GAMES	SCHEDULE	OF SCHEDULE	RPI	RPI	RPI	RPI
DIV. I ONLY	4- 8	252	3- 7	335	240	296	296	31	31	
DIV. I NON-CONF.	3- 5	218	3- 5	320	234	253	253	30	30	
TOTALS	RPI 1-25	RPI 26-50	W-L RECORDS	RPI 51-100	RPI 101-150	RPI 150+				
4- 8	0- 0	0- 1	OVERALL	0- 1	0- 2	4- 4				
2- 1	0- 0	0- 0	HOME	0- 0	0- 1	2- 0				
2- 6	0- 0	0- 1	AWAY	0- 0	0- 0	2- 0				
0- 1	0- 0	0- 0	NEUTRAL	0- 0	0- 0	0- 1				
3- 5	0- 0	0- 1	NON-CONFERENCE	0- 1	0- 1	3- 2				
1- 0	0- 0	0- 0	HOME	0- 0	0- 0	1- 0				
2- 4	0- 0	0- 1	AWAY	0- 1	0- 1	2- 1				
0- 1	0- 0	0- 0	NEUTRAL	0- 0	0- 0	0- 1				
1- 3	0- 0	0- 0	CONFERENCE	0- 0	0- 1	1- 2				
1- 1	0- 0	0- 0	HOME	0- 0	0- 1	1- 0				
0- 2	0- 0	0- 0	AWAY	0- 0	0- 0	0- 2				
0- 0	0- 0	0- 0	NEUTRAL	0- 0	0- 0	0- 0				

RPI 1-25			RPI 26-50			RPI 51-100			RPI 101+			Team's RPI: 296
RPI	S	Opponent	Score	RPI	S	Opponent	Score	RPI	S	Opponent	Score	
				31	A	Texas A&M	30 88	84	A	TCU	60 69	
								109	A	Georgia Tech	48 96	
								136	H	Southern U.	55 65	
								196	A	Grambling	66 69	
								200	A	Louisiana Tech	77 68	
								255	A	Texas Southern	65 72	
								295	H	Alcorn	58 54	
								311	A	Wichita St.	36 64	
								326	H	Lamar	80 72	
								327	A	Nicholls St.	81 70	
								334	N	North Dakota St.	58 79	
LAST 12 Division I GAMES:												
				31	A	Texas A&M	30 88	196	A	Grambling	66 69	
				334	N	North Dakota St.	58 79	255	A	Texas Southern	65 72	
				311	A	Wichita St.	36 64	136	H	Southern U.	55 65	
				109	A	Georgia Tech	48 96	295	H	Alcorn	58 54	
				326	H	Lamar	80 72	84	A	TCU	60 69	
				200	A	Louisiana Tech	77 68	327	A	Nicholls St.	81 70	

Non-Div I Games: Howard Payne 86 46

Prairie View

Loss, Non-Conf, S Site, H Home A Away N Neutral

Average RPI Win: 275		WON-LOST	WINNING	LAST 10	STRENGTH OF	OPP. STRENGTH	TEAM	ADJ.	CONF.	ADJ CONF.
Average RPI Loss: 154		RECORD	PCT. RANK	GAMES	SCHEDULE	OF SCHEDULE	RPI	RPI	RPI	RPI
DIV. I ONLY		6- 7	195	6- 3	286	271	232	232	27	27
DIV. I NON-CONF.		1- 5	304	1- 2	240	219	314	314	27	27
TOTALS	RPI 1-25	RPI 26-50		W-L RECORDS		RPI 51-100	RPI 101-150	RPI 150+		
6- 7	0- 0	0- 0		OVERALL		0- 2	1- 2	5- 3		
3- 2	0- 0	0- 0		HOME		0- 0	1- 0	2- 2		
3- 5	0- 0	0- 0		AWAY		0- 2	0- 2	3- 1		
0- 0	0- 0	0- 0		NEUTRAL		0- 0	0- 0	0- 0		
1- 5	0- 0	0- 0		NON-CONFERENCE		0- 2	0- 2	1- 1		
1- 0	0- 0	0- 0		HOME		0- 0	0- 0	1- 0		
0- 5	0- 0	0- 0		AWAY		0- 2	0- 2	0- 1		
0- 0	0- 0	0- 0		NEUTRAL		0- 0	0- 0	0- 0		
5- 2	0- 0	0- 0		CONFERENCE		0- 0	1- 0	4- 2		
2- 2	0- 0	0- 0		HOME		0- 0	1- 0	1- 2		
3- 0	0- 0	0- 0		AWAY		0- 0	0- 0	3- 0		
0- 0	0- 0	0- 0		NEUTRAL		0- 0	0- 0	0- 0		

RPI 1-25				RPI 26-50				RPI 51-100				RPI 101+				Team's RPI: 232	
RPI	S	Opponent	Score	RPI	S	Opponent	Score	RPI	S	Opponent	Score	RPI	S	Opponent	Score		
								54	A	Vanderbilt	38 56	132	H	Liberty	60 42		
								66	A	Virginia Tech	44 58	138	A	East Carolina	57 84		
												149	A	Colorado	60 72		
												184	H	UNC Asheville	63 72		
												199	H	Radford	53 64		
												264	H	High Point	82 70		
												286	A	Winthrop	59 48		
												287	A	Kennesaw St.	47 49		
												303	A	Longwood	59 38		
												317	A	Charleston So.	63 49		
												349	H	N.C. Central	60 50		
LAST 12 Division I GAMES:																	
				264	H	High Point	82 70					286	A	Winthrop	59 48		
				349	H	N.C. Central	60 50					132	H	Liberty	60 42		
				149	A	Colorado	60 72					199	H	Radford	53 64		
				303	A	Longwood	59 38					317	A	Charleston So.	63 49		
				184	H	UNC Asheville	63 72					138	A	East Carolina	57 84		
				54	A	Vanderbilt	38 56					287	A	Kennesaw St.	47 49		

Non-Div I Games:	Warren Wilson	95	56	Columbia (SC)	104	37	Brevard	70	53
------------------	---------------	----	----	---------------	-----	----	---------	----	----

Presbyterian

■ Loss, ■ Non-Conf, S Site, H Home A Away N Neutral

Average RPI Win:	198	WON-LOST	WINNING	LAST 10	STRENGTH OF	OPP. STRENGTH	TEAM	ADJ.	CONF.	ADJ CONF.
Average RPI Loss:	32	RECORD	PCT. RANK	GAMES	SCHEDULE	OF SCHEDULE	RPI	RPI	RPI	RPI
DIV. I ONLY	11- 4	57	7- 3	170	34	67	67	12	12	
DIV. I NON-CONF.	11- 3	55	9- 2	221	26	66	66	13	13	
TOTALS	RPI 1-25	RPI 26-50	W-L RECORDS	RPI 51-100	RPI 101-150	RPI 150+				
11- 4	0- 1	1- 2	OVERALL	1- 1	2- 0	7- 0				
7- 0	0- 0	1- 0	HOME	1- 0	2- 0	3- 0				
2- 4	0- 1	0- 2	AWAY	0- 1	0- 0	2- 0				
2- 0	0- 0	0- 0	NEUTRAL	0- 0	0- 0	2- 0				
11- 3	0- 1	1- 2	NON-CONFERENCE	1- 0	2- 0	7- 0				
7- 0	0- 0	1- 0	HOME	1- 0	2- 0	3- 0				
2- 3	0- 1	0- 2	AWAY	0- 0	0- 0	2- 0				
2- 0	0- 0	0- 0	NEUTRAL	0- 0	0- 0	2- 0				
0- 1	0- 0	0- 0	CONFERENCE	0- 1	0- 0	0- 0				
0- 0	0- 0	0- 0	HOME	0- 0	0- 0	0- 0				
0- 1	0- 0	0- 0	AWAY	0- 1	0- 0	0- 0				
0- 0	0- 0	0- 0	NEUTRAL	0- 0	0- 0	0- 0				

RPI 1-25				RPI 26-50				RPI 51-100				RPI 101+			
RPI	S	Opponent	Score	RPI	S	Opponent	Score	RPI	S	Opponent	Score	RPI	S	Opponent	Score
6	A	Ohio St.	70 90	26	A	Seton Hall	64 71	57	A	Penn	48 50	145	H	Hampton	79 55
				40	A	Dayton	81 85	71	H	Michigan	74 57	150	H	Pittsburgh	61 47
				45	H	Duquesne	94 66					191	H	Fordham	55 44
												208	A	Marist	77 44
												227	N	Seattle	85 48
												229	H	American	72 34
												278	A	Rider	78 59
												316	H	Monmouth	81 70
												319	N	UC Irvine	83 42
LAST 12 Division I GAMES:															
6	A	Ohio St.	70 90	57	A	Penn	48 50								
191	H	Fordham	55 44	145	H	Hampton	79 55								
150	H	Pittsburgh	61 47	208	A	Marist	77 44								
316	H	Monmouth	81 70	40	A	Dayton	81 85								
71	H	Michigan	74 57	319	N	UC Irvine	83 42								
227	N	Seattle	85 48	278	A	Rider	78 59								

Non-Div I Games:

Princeton

■ Loss,
■ Non-Conf,
■ S Site,
■ H Home
■ A Away
N Neutral

Providence

Through Games Of Jan. 17, 2016

Average RPI Win:	245	WON-LOST	WINNING	LAST 10	STRENGTH OF	OPP. STRENGTH	TEAM	ADJ.	CONF.	ADJ CONF.
Average RPI Loss:	97	RECORD	PCT. RANK	GAMES	SCHEDULE	OF SCHEDULE	RPI	RPI	RPI	RPI
DIV. I ONLY	4- 13	295	2- 8	31	195	211	211	6	6	
DIV. I NON-CONF.	4- 6	201	2- 3	31	303	160	160	6	6	
TOTALS	RPI 1-25	RPI 26-50	W-L RECORDS	RPI 51-100	RPI 101-150	RPI 150+				
4- 13	0- 0	0- 4	OVERALL	0- 3	0- 3	4- 3				
3- 7	0- 0	0- 2	HOME	0- 2	0- 1	3- 2				
1- 6	0- 0	0- 2	AWAY	0- 1	0- 2	1- 1				
0- 0	0- 0	0- 0	NEUTRAL	0- 0	0- 0	0- 0				
4- 6	0- 0	0- 1	NON-CONFERENCE	0- 3	0- 0	4- 2				
3- 3	0- 0	0- 0	HOME	0- 2	0- 0	3- 1				
1- 3	0- 0	0- 1	AWAY	0- 1	0- 0	1- 1				
0- 0	0- 0	0- 0	NEUTRAL	0- 0	0- 0	0- 0				
0- 7	0- 0	0- 3	CONFERENCE	0- 0	0- 3	0- 1				
0- 4	0- 0	0- 2	HOME	0- 0	0- 1	0- 1				
0- 3	0- 0	0- 1	AWAY	0- 0	0- 2	0- 0				
0- 0	0- 0	0- 0	NEUTRAL	0- 0	0- 0	0- 0				

RPI S	Opponent	Score	RPI S	Opponent	Score	RPI S	Opponent	Score	RPI S	Opponent	Score	Team's RPI: 211
26	H Seton Hall	54 64	53	H FGCU	41 50	103	A Creighton	48 72				
44	H St. John's (NY)	61 80	62	H Boston College	41 67	126	A Georgetown	53 63				
49	A Albany (NY)	58 71	66	A Virginia Tech	46 62	134	H Xavier	54 62				
50	A Villanova	39 67				159	H Butler	67 77				
						170	A Brown	47 57				
						185	A Rhode Island	64 55				
						224	H Richmond	50 57				
						238	H Hartford	69 50				
						240	H Bryant	88 78				
						316	H Monmouth	71 59				
LAST 12 Division I GAMES:												
50	A Villanova	39 67	103	A Creighton	48 72							
44	H St. John's (NY)	61 80	134	H Xavier	54 62							
26	H Seton Hall	54 64	159	H Butler	67 77							
185	A Rhode Island	64 55	126	A Georgetown	53 63							
53	H FGCU	41 50	224	H Richmond	50 57							
240	H Bryant	88 78	49	A Albany (NY)	58 71							

Non-Div I Games:

Providence

Loss, Non-Conf, S Site, H Home A Away N Neutral

Average RPI Win:	137	WON-LOST	WINNING	LAST 10	STRENGTH OF	OPP. STRENGTH	TEAM	ADJ.	CONF.	ADJ CONF.
Average RPI Loss:	24	RECORD	PCT. RANK	GAMES	SCHEDULE	OF SCHEDULE	RPI	RPI	RPI	RPI
DIV. I ONLY	14- 3	24	9- 1	54	14	23	23	4	4	
DIV. I NON-CONF.	9- 2	37	4- 2	124	33	61	61	4	4	
TOTALS	RPI 1-25	RPI 26-50	W-L RECORDS	RPI 51-100	RPI 101-150	RPI 150+				
14- 3	1- 2	1- 0	OVERALL	4- 1	4- 0	4- 0				
9- 1	0- 0	1- 0	HOME	2- 1	3- 0	3- 0				
3- 1	0- 1	0- 0	AWAY	2- 0	0- 0	1- 0				
2- 1	1- 1	0- 0	NEUTRAL	0- 0	1- 0	0- 0				
9- 2	1- 1	1- 0	NON-CONFERENCE	1- 1	2- 0	4- 0				
6- 1	0- 0	1- 0	HOME	1- 1	1- 0	3- 0				
1- 0	0- 0	0- 0	AWAY	0- 0	0- 0	1- 0				
2- 1	1- 1	0- 0	NEUTRAL	0- 0	1- 0	0- 0				
5- 1	0- 1	0- 0	CONFERENCE	3- 0	2- 0	0- 0				
3- 0	0- 0	0- 0	HOME	1- 0	2- 0	0- 0				
2- 1	0- 1	0- 0	AWAY	2- 0	0- 0	0- 0				
0- 0	0- 0	0- 0	NEUTRAL	0- 0	0- 0	0- 0				

RPI	S	Opponent	Score
5	N	Stanford	65 71
6	A	Ohio St.	70 90
15	N	Louisville	62 60

RPI	S	Opponent	Score
40	H	Dayton	61 58

RPI	S	Opponent	Score
56	H	Ball St.	73 63
61	A	Northwestern	85 71
62	H	Boston College	56 58
70	H	Indiana	63 53
71	A	Michigan	65 63

RPI	S	Opponent	Score
106	H	Maine	56 33
107	H	Illinois	69 65
115	H	Minnesota	84 72
127	N	LSU	69 52
212	H	Ill.-Chicago	62 51
305	H	Jacksonville St.	67 48
308	A	North Florida	70 47
320	H	Incarnate Word	95 27

LAST 12 Division I GAMES:

107	H	Illinois	69 65	6	A	Ohio St.	70 90
71	A	Michigan	65 63	115	H	Minnesota	84 72
106	H	Maine	56 33	70	H	Indiana	63 53
56	H	Ball St.	73 63	61	A	Northwestern	85 71
320	H	Incarnate Word	95 27	62	H	Boston College	56 58
40	H	Dayton	61 58	5	N	Stanford	65 71

Non-Div I Games:

Purdue

Quinnipiac

Through Games Of Jan. 17, 2016

Average RPI Win:	226	WON-LOST	WINNING	LAST 10	STRENGTH OF	OPP. STRENGTH	TEAM	ADJ.	CONF.	ADJ CONF.
Average RPI Loss:	165	RECORD	PCT. RANK	GAMES	SCHEDULE	OF SCHEDULE	RPI	RPI	RPI	RPI
DIV. I ONLY	9- 7	135	5- 5	231	224	154	154	25	25	
DIV. I NON-CONF.	5- 4	139	2- 3	121	195	113	113	24	24	
TOTALS	RPI 1-25	RPI 26-50	W-L RECORDS	RPI 51-100	RPI 101-150	RPI 150+				
9- 7	0- 0	0- 0	OVERALL	1- 2	0- 2	8- 3				
5- 1	0- 0	0- 0	HOME	1- 0	0- 0	4- 1				
4- 5	0- 0	0- 0	AWAY	0- 0	0- 0	4- 1				
0- 1	0- 0	0- 0	NEUTRAL	0- 0	0- 1	0- 0				
5- 4	0- 0	0- 0	NON-CONFERENCE	1- 2	0- 2	4- 0				
3- 0	0- 0	0- 0	HOME	1- 0	0- 0	2- 0				
2- 3	0- 0	0- 0	AWAY	0- 2	0- 1	2- 0				
0- 1	0- 0	0- 0	NEUTRAL	0- 0	0- 1	0- 0				
4- 3	0- 0	0- 0	CONFERENCE	0- 0	0- 0	4- 3				
2- 1	0- 0	0- 0	HOME	0- 0	0- 0	2- 1				
2- 2	0- 0	0- 0	AWAY	0- 0	0- 0	2- 2				
0- 0	0- 0	0- 0	NEUTRAL	0- 0	0- 0	0- 0				

RPI 1-25			RPI 26-50			RPI 51-100			RPI 101+			Team's RPI: 154
RPI	S	Opponent	Score	RPI	S	Opponent	Score	RPI	S	Opponent	Score	
						53 A FGCU	70 71	105 A Drexel			49 62	
						85 H Temple	58 56	126 N Georgetown			68 80	
						91 A Army West Point	57 67	188 A Canisius			80 68	
								188 H Canisius			63 54	
								202 A Northeastern			71 60	
								208 A Marist			47 56	
								238 H Hartford			71 69	
								258 H Manhattan			42 52	
								273 A Niagara			61 54	
								278 H Rider			64 51	
								282 H Holy Cross			74 61	
								297 A Vermont			77 65	
								316 A Monmouth			60 63	
LAST 12 Division I GAMES:												
316 A Monmouth			60 63	188 A Canisius			80 68					
53 A FGCU			70 71	273 A Niagara			61 54					
105 A Drexel			49 62	188 H Canisius			63 54					
202 A Northeastern			71 60	278 H Rider			64 51					
258 H Manhattan			42 52	297 A Vermont			77 65					
208 A Marist			47 56	126 N Georgetown			68 80					

Non-Div I Games:

Quinnipiac

Loss, Non-Conf, S Site, H Home A Away N Neutral

Average RPI Win:	248	WON-LOST	WINNING	LAST 10	STRENGTH OF	OPP. STRENGTH	TEAM	ADJ.	CONF.	ADJ CONF.
Average RPI Loss:	150	RECORD	PCT. RANK	GAMES	SCHEDULE	OF SCHEDULE	RPI	RPI	RPI	RPI
DIV. I ONLY	7- 7	166	5- 4	245	236	199	199	27	27	
DIV. I NON-CONF.	2- 5	253	1- 3	49	184	187	187	27	27	
TOTALS	RPI 1-25	RPI 26-50	W-L RECORDS	RPI 51-100	RPI 101-150	RPI 150+				
7- 7	0- 0	0- 0	OVERALL	0- 3	0- 2	7- 2				
5- 1	0- 0	0- 0	HOME	0- 0	0- 1	5- 0				
2- 6	0- 0	0- 0	AWAY	0- 3	0- 1	2- 2				
0- 0	0- 0	0- 0	NEUTRAL	0- 0	0- 0	0- 0				
2- 5	0- 0	0- 0	NON-CONFERENCE	0- 3	0- 1	2- 1				
2- 0	0- 0	0- 0	HOME	0- 0	0- 0	2- 0				
0- 5	0- 0	0- 0	AWAY	0- 3	0- 1	0- 1				
0- 0	0- 0	0- 0	NEUTRAL	0- 0	0- 0	0- 0				
5- 2	0- 0	0- 0	CONFERENCE	0- 0	0- 1	5- 1				
3- 1	0- 0	0- 0	HOME	0- 0	0- 1	3- 0				
2- 1	0- 0	0- 0	AWAY	0- 0	0- 0	2- 1				
0- 0	0- 0	0- 0	NEUTRAL	0- 0	0- 0	0- 0				

RPI 1-25				RPI 26-50				RPI 51-100				RPI 101+				Team's RPI: 199	
RPI	S	Opponent	Score	RPI	S	Opponent	Score	RPI	S	Opponent	Score	RPI	S	Opponent	Score		
								60	A	North Carolina St.	52	67	132	H	Liberty	43	49
								66	A	Virginia Tech	40	47	134	A	Xavier	56	63
								90	A	Youngstown St.	53	54	173	H	George Mason	66	63
												183	H	Davidson	79	68	
												232	A	Presbyterian	64	53	
												264	A	High Point	66	71	
												267	H	Campbell	62	59	
												286	H	Winthrop	66	44	
												290	H	Coastal Caro.	61	45	
												301	A	Wofford	70	79	
												303	A	Longwood	79	67	
LAST 12 Division I GAMES:																	
				132	H	Liberty	43	49		303	A	Longwood	79	67			
				290	H	Coastal Caro.	61	45		267	H	Campbell	62	59			
				66	A	Virginia Tech	40	47		286	H	Winthrop	66	44			
				301	A	Wofford	70	79		232	A	Presbyterian	64	53			
				134	A	Xavier	56	63		183	H	Davidson	79	68			
				264	A	High Point	66	71		90	A	Youngstown St.	53	54			

Non-Div I Games: Concord 92 36 Lees-McRae 84 39

Radford

Loss, Non-Conf, S Site, H Home A Away N Neutral

Rhode Island

Through Games Of Jan. 17, 2016

Average RPI Win:	269	WON-LOST	WINNING	LAST 10	STRENGTH OF	OPP. STRENGTH	TEAM	ADJ.	CONF.	ADJ CONF.
Average RPI Loss:	98	RECORD	PCT. RANK	GAMES	SCHEDULE	OF SCHEDULE	RPI	RPI	RPI	RPI
DIV. I ONLY	8- 9	183	5- 5	154	241	185	185	9	9	
DIV. I NON-CONF.	6- 6	160	4- 3	266	279	218	218	8	8	
TOTALS	RPI 1-25	RPI 26-50	W-L RECORDS	RPI 51-100	RPI 101-150	RPI 150+				
8- 9	0- 0	0- 5	OVERALL	0- 0	0- 1	8- 3				
3- 5	0- 0	0- 4	HOME	0- 0	0- 0	3- 1				
5- 3	0- 0	0- 1	AWAY	0- 0	0- 0	5- 2				
0- 1	0- 0	0- 0	NEUTRAL	0- 0	0- 1	0- 0				
6- 6	0- 0	0- 2	NON-CONFERENCE	0- 0	0- 1	6- 3				
3- 3	0- 0	0- 2	HOME	0- 0	0- 0	3- 1				
3- 2	0- 0	0- 0	AWAY	0- 0	0- 0	3- 2				
0- 1	0- 0	0- 0	NEUTRAL	0- 0	0- 1	0- 0				
2- 3	0- 0	0- 3	CONFERENCE	0- 0	0- 0	2- 0				
0- 2	0- 0	0- 2	HOME	0- 0	0- 0	0- 0				
2- 1	0- 0	0- 1	AWAY	0- 0	0- 0	2- 0				
0- 0	0- 0	0- 0	NEUTRAL	0- 0	0- 0	0- 0				

RPI 1-25				RPI 26-50				RPI 51-100				RPI 101+				Team's RPI: 185	
RPI	S	Opponent	Score	RPI	S	Opponent	Score	RPI	S	Opponent	Score	RPI	S	Opponent	Score		
				29	A	George Washington	52 68					145	N	Hampton	54 59		
				30	H	Syracuse	54 57					157	H	Harvard	56 52		
				39	H	St. Bonaventure	56 69					167	A	Marshall	62 72		
				45	H	Duquesne	70 79					170	A	Brown	63 67		
				49	H	Albany (NY)	58 67					197	H	Columbia	57 56		
												211	H	Providence	55 64		
												224	A	Richmond	57 50		
												283	A	La Salle	72 61		
												298	H	UMass Lowell	72 64		
												321	A	FIU	68 50		
												323	A	Dartmouth	57 41		
												348	A	Boston U.	57 41		
LAST 12 Division I GAMES:																	
				39	H	St. Bonaventure	56 69					283	A	La Salle	72 61		
				145	N	Hampton	54 59					45	H	Duquesne	70 79		
				321	A	FIU	68 50					224	A	Richmond	57 50		
				211	H	Providence	55 64					29	A	George Washington	52 68		
				197	H	Columbia	57 56					323	A	Dartmouth	57 41		
				348	A	Boston U.	57 41					170	A	Brown	63 67		

Non-Div I Games:

Rhode Island

■ Loss,
 ■ Non-Conf,
 ■ S Site,
 ■ H Home
 ■ A Away
 N Neutral

Average RPI Win:	208	WON-LOST	WINNING	LAST 10	STRENGTH OF	OPP. STRENGTH	TEAM	ADJ.	CONF.	ADJ CONF.
Average RPI Loss:	136	RECORD	PCT. RANK	GAMES	SCHEDULE	OF SCHEDULE	RPI	RPI	RPI	RPI
DIV. I ONLY	3- 13	308	3- 7	86	152	245	245	11	11	
DIV. I NON-CONF.	1- 10	330	1- 6	169	132	289	289	10	10	
TOTALS	RPI 1-25	RPI 26-50	W-L RECORDS	RPI 51-100	RPI 101-150	RPI 150+				
3- 13	0- 3	0- 1	OVERALL	0- 1	1- 1	2- 7				
2- 6	0- 1	0- 1	HOME	0- 0	1- 0	1- 4				
1- 7	0- 2	0- 0	AWAY	0- 1	0- 1	1- 3				
0- 0	0- 0	0- 0	NEUTRAL	0- 0	0- 0	0- 0				
1- 10	0- 3	0- 0	NON-CONFERENCE	0- 0	0- 1	1- 6				
0- 5	0- 1	0- 0	HOME	0- 0	0- 0	0- 4				
1- 5	0- 2	0- 0	AWAY	0- 0	0- 1	1- 2				
0- 0	0- 0	0- 0	NEUTRAL	0- 0	0- 0	0- 0				
2- 3	0- 0	0- 1	CONFERENCE	0- 1	1- 0	1- 1				
2- 1	0- 0	0- 1	HOME	0- 0	1- 0	1- 0				
0- 2	0- 0	0- 0	AWAY	0- 1	0- 0	0- 1				
0- 0	0- 0	0- 0	NEUTRAL	0- 0	0- 0	0- 0				

RPI 1-25				RPI 26-50				RPI 51-100				RPI 101+ Team's RPI: 245			
RPI	S	Opponent	Score	RPI	S	Opponent	Score	RPI	S	Opponent	Score	RPI	S	Opponent	Score
3	A	Baylor	38 89	37	H	UTEP	54 60	58	A	Western Ky.	49 52	115	A	McNeese St.	53 61
7	A	Kentucky	39 72									143	H	North Texas	100 97
8	H	Texas	47 70									151	H	Loyola Chicago	50 57
												157	H	Harvard	61 67
												167	A	Marshall	52 81
												218	H	Houston	59 62
												233	A	Sam Houston St.	58 46
												247	H	UTSA	49 48
												255	H	Texas Southern	66 69
												256	A	Stephen F. Austin	45 59
												332	A	A&M-Corpus Christi	55 60
LAST 12 Division I GAMES:															
37	H	UTEP	54 60	167	A	Marshall	52 81								
151	H	Loyola Chicago	50 57	58	A	Western Ky.	49 52								
255	H	Texas Southern	66 69	143	H	North Texas	100 97								
256	A	Stephen F. Austin	45 59	247	H	UTSA	49 48								
233	A	Sam Houston St.	58 46	3	A	Baylor	38 89								
218	H	Houston	59 62	157	H	Harvard	61 67								

Non-Div I Games:

Rice

■ Loss,
■ Non-Conf, S Site,
■ Home
■ Away
N Neutral

Average RPI Win:	235	WON-LOST	WINNING	LAST 10	STRENGTH OF	OPP. STRENGTH	TEAM	ADJ.	CONF.	ADJ CONF.
Average RPI Loss:	130	RECORD	PCT. RANK	GAMES	SCHEDULE	OF SCHEDULE	RPI	RPI	RPI	RPI
DIV. I ONLY	9- 9	166	3- 7	298	73	224	224	9	9	
DIV. I NON-CONF.	7- 6	156	2- 5	291	138	213	213	8	8	
TOTALS	RPI 1-25	RPI 26-50	W-L RECORDS	RPI 51-100	RPI 101-150	RPI 150+				
9- 9	0- 0	0- 1	OVERALL	0- 4	0- 0	9- 4				
4- 4	0- 0	0- 1	HOME	0- 1	0- 0	4- 2				
3- 4	0- 0	0- 0	AWAY	0- 2	0- 0	3- 2				
2- 1	0- 0	0- 0	NEUTRAL	0- 1	0- 0	2- 0				
7- 6	0- 0	0- 0	NON-CONFERENCE	0- 3	0- 0	7- 3				
4- 2	0- 0	0- 0	HOME	0- 1	0- 0	4- 1				
1- 3	0- 0	0- 0	AWAY	0- 1	0- 0	1- 2				
2- 1	0- 0	0- 0	NEUTRAL	0- 1	0- 0	2- 0				
2- 3	0- 0	0- 1	CONFERENCE	0- 1	0- 0	2- 1				
0- 2	0- 0	0- 1	HOME	0- 0	0- 0	0- 1				
2- 1	0- 0	0- 0	AWAY	0- 1	0- 0	2- 0				
0- 0	0- 0	0- 0	NEUTRAL	0- 0	0- 0	0- 0				

RPI 1-25				RPI 26-50				RPI 51-100				RPI 101+				Team's RPI: 224	
RPI	S	Opponent	Score	RPI	S	Opponent	Score	RPI	S	Opponent	Score	RPI	S	Opponent	Score		
				40	H	Dayton	48 60	68	A	Saint Joseph's	53 64	153	H	William & Mary	56 50		
								76	H	James Madison	47 73	175	H	Eastern Ky.	81 62		
								77	A	Virginia	51 71	176	H	Old Dominion	62 57		
								89	N	Marquette	80 98	181	A	Wake Forest	33 43		
												185	H	Rhode Island	50 57		
												211	A	Providence	57 50		
												213	H	Furman	62 69		
												221	A	Massachusetts	74 68		
												239	A	Appalachian St.	59 73		
												248	H	UNCW	63 53		
												283	A	La Salle	60 43		
												311	N	Wichita St.	63 50		
												339	N	Lafayette	54 46		
LAST 12 Division I GAMES:																	
283	A	La Salle	60 43	221	A	Massachusetts	74 68										
77	A	Virginia	51 71	68	A	Saint Joseph's	53 64										
339	N	Lafayette	54 46	185	H	Rhode Island	50 57										
181	A	Wake Forest	33 43	40	H	Dayton	48 60										
239	A	Appalachian St.	59 73	211	A	Providence	57 50										
76	H	James Madison	47 73	213	H	Furman	62 69										

Non-Div I Games:

Richmond

■ Loss,
 ■ Non-Conf,
 ■ S Site,
 ■ H Home
 ■ A Away
 N Neutral

R
i
d
e
rR
i
d
e
r

Rider

Average RPI Win:	289	WON-LOST	WINNING	LAST 10	STRENGTH OF	OPP. STRENGTH	TEAM	ADJ.	CONF.	ADJ CONF.
Average RPI Loss:	121	RECORD	PCT. RANK	GAMES	SCHEDULE	OF SCHEDULE	RPI	RPI	RPI	RPI
DIV. I ONLY	9- 6	115	7- 3	289	270	190	190	32	32	
DIV. I NON-CONF.	5- 5	160	3- 4	176	170	139	139	32	32	
TOTALS	RPI 1-25	RPI 26-50	W-L RECORDS	RPI 51-100	RPI 101-150	RPI 150+				
9- 6	0- 1	0- 1	OVERALL	0- 2	0- 0	9- 2				
4- 2	0- 0	0- 0	HOME	0- 0	0- 0	4- 2				
5- 4	0- 0	0- 0	AWAY	0- 0	0- 0	5- 0				
0- 0	0- 0	0- 0	NEUTRAL	0- 0	0- 0	0- 0				
5- 5	0- 1	0- 1	NON-CONFERENCE	0- 2	0- 0	5- 1				
2- 1	0- 0	0- 0	HOME	0- 0	0- 0	2- 1				
3- 4	0- 1	0- 1	AWAY	0- 2	0- 0	3- 0				
0- 0	0- 0	0- 0	NEUTRAL	0- 0	0- 0	0- 0				
4- 1	0- 0	0- 0	CONFERENCE	0- 0	0- 0	4- 1				
2- 1	0- 0	0- 0	HOME	0- 0	0- 0	2- 1				
2- 0	0- 0	0- 0	AWAY	0- 0	0- 0	2- 0				
0- 0	0- 0	0- 0	NEUTRAL	0- 0	0- 0	0- 0				

RPI 1-25				RPI 26-50				RPI 51-100				RPI 101+ Team's RPI: 190			
RPI	S	Opponent	Score	RPI	S	Opponent	Score	RPI	S	Opponent	Score	RPI	S	Opponent	Score
21	A	Iowa	50 69	38	A	Florida	52 79	90	A	Youngstown St.	46 55	179	H	Northern Ky.	70 72
								93	A	Charlotte	73 94	198	H	Delaware	53 50
												230	H	Morgan St.	76 44
												277	H	Sacred Heart	78 63
												283	A	La Salle	76 45
												302	H	Fairleigh Dickinson	68 83
												310	A	LIU Brooklyn	52 49
												312	A	Ga. Southern	64 49
												316	A	Monmouth	60 47
												333	H	Wagner	64 44
												346	A	St. Francis Brooklyn	62 53
LAST 12 Division I GAMES:															
277	H	Sacred Heart	78 63	302	H	Fairleigh Dickinson	68 83								
198	H	Delaware	53 50	310	A	LIU Brooklyn	52 49								
312	A	Ga. Southern	64 49	346	A	St. Francis Brooklyn	62 53								
38	A	Florida	52 79	333	H	Wagner	64 44								
21	A	Iowa	50 69	179	H	Northern Ky.	70 72								
230	H	Morgan St.	76 44	90	A	Youngstown St.	46 55								

Non-Div I Games: West Va. Wesleyan 124 59

Robert Morris

Average RPI Win: 113		WON-LOST	WINNING	LAST 10	STRENGTH OF	OPP. STRENGTH	TEAM	ADJ.	CONF.	ADJ CONF.
Average RPI Loss: 34		RECORD	PCT. RANK	GAMES	SCHEDULE	OF SCHEDULE	RPI	RPI	RPI	RPI
DIV. I ONLY		12- 6	96	7- 3	12	9	20	20	4	4
DIV. I NON-CONF.		9- 3	69	5- 1	16	10	13	13	4	4
TOTALS		RPI 1-25	RPI 26-50		W-L RECORDS		RPI 51-100	RPI 101-150	RPI 150+	
12- 6	1- 3	0- 2		OVERALL		4- 1	6- 0	1- 0		
8- 1	0- 0	0- 1		HOME		1- 0	6- 0	1- 0		
1- 5	0- 3	0- 1		AWAY		1- 1	0- 0	0- 0		
3- 0	1- 0	0- 0		NEUTRAL		2- 0	0- 0	0- 0		
9- 3	1- 1	0- 2		NON-CONFERENCE		4- 0	3- 0	1- 0		
5- 1	0- 0	0- 1		HOME		1- 0	3- 0	1- 0		
1- 2	0- 1	0- 1		AWAY		1- 0	0- 0	0- 0		
3- 0	1- 0	0- 0		NEUTRAL		2- 0	0- 0	0- 0		
3- 3	0- 2	0- 0		CONFERENCE		0- 1	3- 0	0- 0		
3- 0	0- 0	0- 0		HOME		0- 0	3- 0	0- 0		
0- 3	0- 2	0- 0		AWAY		0- 1	0- 0	0- 0		
0- 0	0- 0	0- 0		NEUTRAL		0- 0	0- 0	0- 0		

RPI	S	Opponent	Score	RPI	S	Opponent	Score	RPI	S	Opponent	Score	RPI	S	Opponent	Score
6	A	Ohio St.	78 90	26	A	Seton Hall	49 77	68	A	Saint Joseph's	78 65	107	H	Illinois	67 54
14	N	Green Bay	54 43	44	H	St. John's (NY)	62 69	74	N	Tulane	75 51	115	H	Minnesota	66 55
21	A	Iowa	65 69					77	N	Virginia	60 48	119	H	Iona	58 33
24	A	Florida St.	43 65					82	A	Nebraska	54 65	127	H	LSU	69 57
								85	H	Temple	61 51	137	H	Arkansas	60 40
												148	H	Wisconsin	61 41
												285	H	Savannah St.	65 26
LAST 12 Division I GAMES:															
21	A	Iowa	65 69	82	A	Nebraska	54 65	107	H	Illinois	67 54	6	A	Ohio St.	78 90
115	H	Minnesota	66 55	148	H	Wisconsin	61 41	24	A	Florida St.	43 65	14	N	Green Bay	54 43
127	H	LSU	69 57												
285	H	Savannah St.	65 26												
119	H	Iona	58 33												
137	H	Arkansas	60 40												

Non-Div I Games:

Rutgers

■ Loss,
 ■ Non-Conf,
 ■ S Site,
 ■ H Home
 ■ A Away
 N Neutral

S
I
U
E

SIUE				Through Games Of Jan. 17, 2016						
Average RPI Win:	239	WON-LOST	WINNING	LAST 10	STRENGTH OF	OPP. STRENGTH	TEAM	ADJ.	CONF.	ADJ CONF.
Average RPI Loss:	151	RECORD	PCT. RANK	GAMES	SCHEDULE	OF SCHEDULE	RPI	RPI	RPI	RPI
DIV. I ONLY		10- 9	164	6- 4	205	280	162	162	23	23
DIV. I NON-CONF.		5- 8	209	2- 4	166	277	193	193	22	22

TOTALS	RPI 1-25	RPI 26-50		W-L RECORDS	RPI 51-100		RPI 101-150		RPI 150+	
10- 9	0- 0	0- 2		OVERALL	1- 0		1- 2		8- 5	
6- 1	0- 0	0- 0		HOME	1- 0		1- 0		4- 1	
4- 7	0- 0	0- 2		AWAY	0- 0		0- 2		4- 3	
0- 1	0- 0	0- 0		NEUTRAL	0- 0		0- 0		0- 1	
5- 8	0- 0	0- 2		NON-CONFERENCE	1- 0		0- 2		4- 4	
3- 1	0- 0	0- 0		HOME	1- 0		0- 0		2- 1	
2- 6	0- 0	0- 2		AWAY	0- 0		0- 2		2- 2	
0- 1	0- 0	0- 0		NEUTRAL	0- 0		0- 0		0- 1	
5- 1	0- 0	0- 0		CONFERENCE	0- 0		1- 0		4- 1	
3- 0	0- 0	0- 0		HOME	0- 0		1- 0		2- 0	
2- 1	0- 0	0- 0		AWAY	0- 0		0- 0		2- 1	
0- 0	0- 0	0- 0		NEUTRAL	0- 0		0- 0		0- 0	

S
I
U
E

RPI 1-25				RPI 26-50				RPI 51-100				RPI 101+ Team's RPI: 162			
RPI	S	Opponent	Score	RPI	S	Opponent	Score	RPI	S	Opponent	Score	RPI	S	Opponent	Score
				28	A	Oklahoma St.	61 86	88	H	Saint Louis	71 64	113	A	Southern Ill.	57 71
				43	A	Missouri	46 75					117	A	Central Mich.	65 78
												121	H	Belmont	73 60
												152	H	IUPUI	67 85
												175	H	Eastern Ky.	89 74
												201	A	Valparaiso	56 69
												203	A	Tennessee St.	61 73
												237	H	Northern Ill.	93 67
												244	A	Western Ill.	74 78
												256	N	Stephen F. Austin	74 82
												263	H	Omaha	90 86
												281	H	Morehead St.	90 81
												291	A	Tennessee Tech	83 68
												292	A	UMKC	63 58
												305	A	Jacksonville St.	62 57
												335	A	Illinois St.	65 57
LAST 12 Division I GAMES:															
				291	A	Tennessee Tech	83 68	175	H	Eastern Ky.	89 74				
				305	A	Jacksonville St.	62 57	281	H	Morehead St.	90 81				
				117	A	Central Mich.	65 78	203	A	Tennessee St.	61 73				
				201	A	Valparaiso	56 69	121	H	Belmont	73 60				
				263	H	Omaha	90 86	88	H	Saint Louis	71 64				
				152	H	IUPUI	67 85	113	A	Southern Ill.	57 71				

Average RPI Win:	173	WON-LOST	WINNING	LAST 10	STRENGTH OF	OPP. STRENGTH	TEAM	ADJ.	CONF.	ADJ CONF.
Average RPI Loss:	82	RECORD	PCT. RANK	GAMES	SCHEDULE	OF SCHEDULE	RPI	RPI	RPI	RPI
DIV. I ONLY	8- 8	166	5- 5	85	32	130	130	7	7	
DIV. I NON-CONF.	5- 6	180	3- 4	64	25	143	143	7	7	
TOTALS	RPI 1-25	RPI 26-50	W-L RECORDS	RPI 51-100	RPI 101-150	RPI 150+				
8- 8	0- 3	0- 1	OVERALL	2- 1	1- 2	5- 1				
5- 3	0- 1	0- 0	HOME	1- 1	1- 1	3- 0				
1- 4	0- 1	0- 1	AWAY	0- 0	0- 1	1- 1				
2- 1	0- 1	0- 0	NEUTRAL	1- 0	0- 0	1- 0				
5- 6	0- 2	0- 1	NON-CONFERENCE	1- 1	1- 2	3- 0				
3- 3	0- 1	0- 0	HOME	0- 1	1- 1	2- 0				
0- 2	0- 0	0- 1	AWAY	0- 0	0- 1	0- 0				
2- 1	0- 1	0- 0	NEUTRAL	1- 0	0- 0	1- 0				
3- 2	0- 1	0- 0	CONFERENCE	1- 0	0- 0	2- 1				
2- 0	0- 0	0- 0	HOME	1- 0	0- 0	1- 0				
1- 2	0- 1	0- 0	AWAY	0- 0	0- 0	1- 1				
0- 0	0- 0	0- 0	NEUTRAL	0- 0	0- 0	0- 0				

RPI S	Opponent	Score	RPI S	Opponent	Score	RPI S	Opponent	Score	RPI S	Opponent	Score	Team's RPI: 130
11 H	Arizona St.	57 64	31 A	Texas A&M	55 67	80 N	Arizona	58 46	122 H	Northwestern St.	74 36	
22 A	South Fla.	56 83				84 H	TCU	79 89	143 A	North Texas	57 60	
25 N	Mississippi St.	70 72				85 H	Temple	69 67	147 H	New Mexico	58 63	
									160 H	Memphis	58 49	
									182 H	Kansas	73 64	
									193 A	Tulsa	54 56	
									209 N	Gardner-Webb	69 61	
									218 A	Houston	50 48	
									324 H	Cal St. Fullerton	74 53	
LAST 12 Division I GAMES:												
193 A	Tulsa	54 56	160 H	Memphis	58 49							
25 N	Mississippi St.	70 72	218 A	Houston	50 48							
209 N	Gardner-Webb	69 61	22 A	South Fla.	56 83							
80 N	Arizona	58 46	85 H	Temple	69 67							
31 A	Texas A&M	55 67	143 A	North Texas	57 60							
147 H	New Mexico	58 63	182 H	Kansas	73 64							

Non-Div I Games:

SMU

■ Loss,
 ■ Non-Conf,
 ■ S Site,
 ■ H Home
 ■ A Away
 N Neutral

Average RPI Win:	243	WON-LOST	WINNING	LAST 10	STRENGTH OF	OPP. STRENGTH	TEAM	ADJ.	CONF.	ADJ CONF.
Average RPI Loss:	115	RECORD	PCT. RANK	GAMES	SCHEDULE	OF SCHEDULE	RPI	RPI	RPI	RPI
DIV. I ONLY	6- 10	229	5- 5	104	245	194	194	19	19	
DIV. I NON-CONF.	3- 8	258	2- 5	105	143	196	196	20	20	
TOTALS	RPI 1-25	RPI 26-50	W-L RECORDS	RPI 51-100	RPI 101-150	RPI 150+				
6- 10	0- 1	0- 1	OVERALL	0- 1	0- 4	6- 3				
3- 4	0- 1	0- 0	HOME	0- 0	0- 2	3- 1				
3- 5	0- 0	0- 0	AWAY	0- 1	0- 2	3- 2				
0- 1	0- 0	0- 1	NEUTRAL	0- 0	0- 0	0- 0				
3- 8	0- 1	0- 1	NON-CONFERENCE	0- 1	0- 4	3- 1				
1- 3	0- 1	0- 0	HOME	0- 0	0- 2	1- 0				
2- 4	0- 0	0- 0	AWAY	0- 1	0- 2	2- 1				
0- 1	0- 0	0- 1	NEUTRAL	0- 0	0- 0	0- 0				
3- 2	0- 0	0- 0	CONFERENCE	0- 0	0- 0	3- 2				
2- 1	0- 0	0- 0	HOME	0- 0	0- 0	2- 1				
1- 1	0- 0	0- 0	AWAY	0- 0	0- 0	1- 1				
0- 0	0- 0	0- 0	NEUTRAL	0- 0	0- 0	0- 0				

RPI 1-25				RPI 26-50				RPI 51-100				RPI 101+ Team's RPI: 194			
RPI	S	Opponent	Score	RPI	S	Opponent	Score	RPI	S	Opponent	Score	RPI	S	Opponent	Score
9	H	UCLA	76 109	50	N	Villanova	54 78	69	A	California	99 117	114	A	New Mexico St.	77 80
												125	H	Hawaii	72 74
												128	H	San Francisco	94 95
												147	A	New Mexico	71 84
												156	A	Cal Poly	72 97
												165	A	Weber St.	66 77
												168	A	Idaho St.	68 59
												189	H	Montana St.	79 80
												210	A	UC Davis	92 77
												215	A	Utah St.	95 86
												220	H	Montana	83 75
												319	H	UC Irvine	126 78
												328	H	Portland St.	132 91
LAST 12 Division I GAMES:															
328	H	Portland St.	132 91	165	A	Weber St.	66 77								
156	A	Cal Poly	72 97	168	A	Idaho St.	68 59								
319	H	UC Irvine	126 78	220	H	Montana	83 75								
125	H	Hawaii	72 74	189	H	Montana St.	79 80								
9	H	UCLA	76 109	69	A	California	99 117								
210	A	UC Davis	92 77	50	N	Villanova	54 78								

Non-Div I Games:

Sacramento St.

Sacred Heart

Through Games Of Jan. 17, 2016

Average RPI Win:	294	WON-LOST	WINNING	LAST 10	STRENGTH OF	OPP. STRENGTH	TEAM	ADJ.	CONF.	ADJ CONF.
Average RPI Loss:	172	RECORD	PCT. RANK	GAMES	SCHEDULE	OF SCHEDULE	RPI	RPI	RPI	RPI
DIV. I ONLY	6- 10	229	5- 5	300	300	277	277	32	32	
DIV. I NON-CONF.	2- 9	296	1- 6	244	257	316	316	32	32	
TOTALS	RPI 1-25	RPI 26-50	W-L RECORDS	RPI 51-100	RPI 101-150	RPI 150+				
6- 10	0- 0	0- 1	OVERALL	0- 2	0- 1	6- 6				
3- 3	0- 0	0- 0	HOME	0- 1	0- 0	3- 2				
2- 6	0- 0	0- 1	AWAY	0- 1	0- 0	2- 4				
1- 1	0- 0	0- 0	NEUTRAL	0- 0	0- 1	1- 0				
2- 9	0- 0	0- 1	NON-CONFERENCE	0- 2	0- 1	2- 5				
1- 3	0- 0	0- 0	HOME	0- 1	0- 0	1- 2				
0- 5	0- 0	0- 1	AWAY	0- 1	0- 0	0- 3				
1- 1	0- 0	0- 0	NEUTRAL	0- 0	0- 1	1- 0				
4- 1	0- 0	0- 0	CONFERENCE	0- 0	0- 0	4- 1				
2- 0	0- 0	0- 0	HOME	0- 0	0- 0	2- 0				
2- 1	0- 0	0- 0	AWAY	0- 0	0- 0	2- 1				
0- 0	0- 0	0- 0	NEUTRAL	0- 0	0- 0	0- 0				

RPI 1-25				RPI 26-50				RPI 51-100				RPI 101+ Team's RPI: 277			
RPI	S	Opponent	Score	RPI	S	Opponent	Score	RPI	S	Opponent	Score	RPI	S	Opponent	Score
				44	A	St. John's (NY)	54 67	85	A	Temple	62 92	120	N	La.-Lafayette	58 60
								94	H	Buffalo	53 66	178	A	Penn St.	46 83
												190	A	Robert Morris	63 78
												225	H	Binghamton	69 60
												234	A	Fairfield	50 61
												235	H	New Hampshire	69 81
												238	H	Hartford	67 68
												265	A	Saint Francis (PA)	81 77
												290	N	Coastal Caro.	71 62
												297	A	Vermont	51 53
												302	H	Fairleigh Dickinson	72 61
												333	H	Wagner	73 62
												346	A	St. Francis Brooklyn	68 51
LAST 12 Division I GAMES:															
				190	A	Robert Morris	63 78	346	A	St. Francis Brooklyn	68 51				
				94	H	Buffalo	53 66	333	H	Wagner	73 62				
				178	A	Penn St.	46 83	302	H	Fairleigh Dickinson	72 61				
				225	H	Binghamton	69 60	265	A	Saint Francis (PA)	81 77				
				85	A	Temple	62 92	44	A	St. John's (NY)	54 67				
				297	A	Vermont	51 53	120	N	La.-Lafayette	58 60				

Non-Div I Games:

Sacred Heart

■ Loss,
 ■ Non-Conf,
 ■ S Site,
 ■ H Home
 ■ A Away
 N Neutral

Saint Francis (PA)

Through Games Of Jan. 17, 2016

Average RPI Win:	323	WON-LOST	WINNING	LAST 10	STRENGTH OF	OPP. STRENGTH	TEAM	ADJ.	CONF.	ADJ CONF.
Average RPI Loss:	160	RECORD	PCT. RANK	GAMES	SCHEDULE	OF SCHEDULE	RPI	RPI	RPI	RPI
DIV. I ONLY	5- 10	252	4- 5	255	319	265	265	32	32	
DIV. I NON-CONF.	1- 9	325	0- 6	102	223	284	284	32	32	
TOTALS	RPI 1-25	RPI 26-50	W-L RECORDS	RPI 51-100	RPI 101-150	RPI 150+				
5- 10	0- 0	0- 2	OVERALL	0- 0	0- 1	5- 7				
3- 2	0- 0	0- 0	HOME	0- 0	0- 1	3- 1				
2- 7	0- 0	0- 2	AWAY	0- 0	0- 0	2- 5				
0- 1	0- 0	0- 0	NEUTRAL	0- 0	0- 0	0- 1				
1- 9	0- 0	0- 2	NON-CONFERENCE	0- 0	0- 1	1- 6				
1- 1	0- 0	0- 0	HOME	0- 0	0- 1	1- 0				
0- 7	0- 0	0- 2	AWAY	0- 0	0- 0	0- 5				
0- 1	0- 0	0- 0	NEUTRAL	0- 0	0- 0	0- 1				
4- 1	0- 0	0- 0	CONFERENCE	0- 0	0- 0	4- 1				
2- 1	0- 0	0- 0	HOME	0- 0	0- 0	2- 1				
2- 0	0- 0	0- 0	AWAY	0- 0	0- 0	2- 0				
0- 0	0- 0	0- 0	NEUTRAL	0- 0	0- 0	0- 0				

RPI	S	Opponent	Score	RPI	S	Opponent	Score	RPI	S	Opponent	Score	RPI	S	Opponent	Score
33	A	Ohio	65 91	38	A	Florida	65 122					150	H	Pittsburgh	59 74
												167	A	Marshall	73 81
												171	A	Cornell	69 75
												175	N	Eastern Ky.	82 88
												188	A	Canisius	52 77
												197	A	Columbia	78 82
												205	A	Cincinnati	86 93
												277	H	Sacred Heart	77 81
												290	H	Coastal Caro.	106 74
												310	A	LIU Brooklyn	84 75
												333	H	Wagner	93 78
												336	H	Mt. St. Mary's	87 57
												346	A	St. Francis Brooklyn	83 76
LAST 12 Division I GAMES:															
333	H	Wagner	93 78	336	H	Mt. St. Mary's	87 57								
175	N	Eastern Ky.	82 88	346	A	St. Francis Brooklyn	83 76								
38	A	Florida	65 122	310	A	LIU Brooklyn	84 75								
167	A	Marshall	73 81	277	H	Sacred Heart	77 81								
33	A	Ohio	65 91	171	A	Cornell	69 75								
197	A	Columbia	78 82	188	A	Canisius	52 77								

Non-Div I Games: Pitt.-Johnstown 82 78

Saint Francis (PA)

Loss, Non-Conf, S Site, H Home A Away N Neutral

Saint Joseph's

Through Games Of Jan. 17, 2016

Average RPI Win:	146	WON-LOST	WINNING	LAST 10	STRENGTH OF	OPP. STRENGTH	TEAM	ADJ.	CONF.	ADJ CONF.
Average RPI Loss:	63	RECORD	PCT. RANK	GAMES	SCHEDULE	OF SCHEDULE	RPI	RPI	RPI	RPI
DIV. I ONLY	9- 8	159	6- 4	7	74	68	68	9	9	
DIV. I NON-CONF.	6- 6	160	4- 3	5	51	64	64	8	8	
TOTALS	RPI 1-25	RPI 26-50	W-L RECORDS	RPI 51-100	RPI 101-150	RPI 150+				
9- 8	0- 2	0- 3	OVERALL	3- 1	2- 1	4- 1				
5- 5	0- 2	0- 2	HOME	1- 0	2- 1	2- 0				
4- 3	0- 0	0- 1	AWAY	2- 1	0- 0	2- 1				
0- 0	0- 0	0- 0	NEUTRAL	0- 0	0- 0	0- 0				
6- 6	0- 2	0- 2	NON-CONFERENCE	2- 1	2- 1	2- 0				
4- 4	0- 2	0- 1	HOME	1- 0	2- 1	1- 0				
2- 2	0- 0	0- 1	AWAY	1- 1	0- 0	1- 0				
0- 0	0- 0	0- 0	NEUTRAL	0- 0	0- 0	0- 0				
3- 2	0- 0	0- 1	CONFERENCE	1- 0	0- 0	2- 1				
1- 1	0- 0	0- 1	HOME	0- 0	0- 0	1- 0				
2- 1	0- 0	0- 0	AWAY	1- 0	0- 0	1- 1				
0- 0	0- 0	0- 0	NEUTRAL	0- 0	0- 0	0- 0				

RPI 1-25				RPI 26-50				RPI 51-100				RPI 101+			
RPI	S	Opponent	Score	RPI	S	Opponent	Score	RPI	S	Opponent	Score	RPI	S	Opponent	Score
1	H	Notre Dame	55 91	26	H	Seton Hall	54 66	57	H	Penn	50 46	105	H	Drexel	53 46
20	H	Rutgers	65 78	29	H	George Washington	45 70	64	A	Hofstra	62 75	117	H	Central Mich.	76 66
				50	A	Villanova	49 55	85	A	Temple	70 67	119	H	Iona	75 81
								98	A	VCU	66 63	187	H	UMBC	104 45
												191	A	Fordham	40 47
												221	A	Massachusetts	62 58
												223	A	Lehigh	63 62
												224	H	Richmond	64 53
LAST 12 Division I GAMES:															
29	H	George Washington	45 70	191	A	Fordham	40 47								
117	H	Central Mich.	76 66	224	H	Richmond	64 53								
187	H	UMBC	104 45	98	A	VCU	66 63								
1	H	Notre Dame	55 91	221	A	Massachusetts	62 58								
119	H	Iona	75 81	57	H	Penn	50 46								
105	H	Drexel	53 46	64	A	Hofstra	62 75								

Non-Div I Games:

Saint Joseph's

■ Loss,
 ■ Non-Conf, S Site,
 ■ Home
 ■ Away
 N Neutral

Average RPI Win:	209	WON-LOST	WINNING	LAST 10	STRENGTH OF	OPP. STRENGTH	TEAM	ADJ.	CONF.	ADJ CONF.
Average RPI Loss:	116	RECORD	PCT. RANK	GAMES	SCHEDULE	OF SCHEDULE	RPI	RPI	RPI	RPI
DIV. I ONLY	13- 4	46	7- 3	241	167	88	88	9	9	
DIV. I NON-CONF.	9- 3	69	4- 3	263	268	105	105	8	8	
TOTALS	RPI 1-25	RPI 26-50	W-L RECORDS	RPI 51-100	RPI 101-150	RPI 150+				
13- 4	0- 0	1- 0	OVERALL	1- 2	1- 0	10- 2				
6- 1	0- 0	1- 0	HOME	0- 0	0- 0	5- 1				
6- 3	0- 0	0- 0	AWAY	1- 2	1- 0	4- 1				
1- 0	0- 0	0- 0	NEUTRAL	0- 0	0- 0	1- 0				
9- 3	0- 0	0- 0	NON-CONFERENCE	0- 2	1- 0	8- 1				
4- 0	0- 0	0- 0	HOME	0- 0	0- 0	4- 0				
4- 3	0- 0	0- 0	AWAY	0- 2	1- 0	3- 1				
1- 0	0- 0	0- 0	NEUTRAL	0- 0	0- 0	1- 0				
4- 1	0- 0	1- 0	CONFERENCE	1- 0	0- 0	2- 1				
2- 1	0- 0	1- 0	HOME	0- 0	0- 0	1- 1				
2- 0	0- 0	0- 0	AWAY	1- 0	0- 0	1- 0				
0- 0	0- 0	0- 0	NEUTRAL	0- 0	0- 0	0- 0				

RPI 1-25				RPI 26-50				RPI 51-100				Team's RPI: 88	RPI 101+			
RPI	S	Opponent	Score	RPI	S	Opponent	Score	RPI	S	Opponent	Score		RPI	S	Opponent	Score
				40	H	Dayton	70 56	56	A	Ball St.	70 79		143	A	Mercer	68 60
								74	A	Tulane	58 66		160	A	Memphis	63 57
								98	A	VCU	77 72		162	A	SIUE	64 71
													166	H	Southeast Mo. St.	67 52
													173	H	George Mason	63 73
													183	A	Davidson	79 50
													193	H	Tulsa	82 73
													221	H	Massachusetts	69 49
													269	A	Indiana St.	62 52
													280	H	Bradley	75 58
													284	N	Cleveland St.	76 65
													341	H	Eastern Ill.	78 47
													345	A	Alabama A&M	91 60
LAST 12 Division I GAMES:																
				173	H	George Mason	63 73	40	H	Dayton	70 56					
				280	H	Bradley	75 58	221	H	Massachusetts	69 49					
				56	A	Ball St.	70 79	183	A	Davidson	79 50					
				74	A	Tulane	58 66	98	A	VCU	77 72					
				284	N	Cleveland St.	76 65	162	A	SIUE	64 71					
				345	A	Alabama A&M	91 60	160	A	Memphis	63 57					

Non-Div I Games: Mo.-St. Louis 67 31

Saint Louis

Saint Peter's

Through Games Of Jan. 17, 2016

Average RPI Win:	267	WON-LOST	WINNING	LAST 10	STRENGTH OF	OPP. STRENGTH	TEAM	ADJ.	CONF.	ADJ CONF.
Average RPI Loss:	195	RECORD	PCT. RANK	GAMES	SCHEDULE	OF SCHEDULE	RPI	RPI	RPI	RPI
DIV. I ONLY	4- 13	295	3- 7	222	337	318	318	25	25	
DIV. I NON-CONF.	2- 7	280	1- 3	129	343	293	293	24	24	
TOTALS	RPI 1-25	RPI 26-50	W-L RECORDS	RPI 51-100	RPI 101-150	RPI 150+				
4- 13	0- 0	0- 2	OVERALL	0- 1	0- 1	4- 9				
4- 6	0- 0	0- 1	HOME	0- 1	0- 1	4- 3				
0- 7	0- 0	0- 0	AWAY	0- 0	0- 0	0- 0				
0- 0	0- 0	0- 0	NEUTRAL	0- 0	0- 0	0- 0				
2- 7	0- 0	0- 2	NON-CONFERENCE	0- 1	0- 0	2- 4				
2- 3	0- 0	0- 1	HOME	0- 1	0- 0	2- 1				
0- 4	0- 0	0- 1	AWAY	0- 0	0- 0	0- 3				
0- 0	0- 0	0- 0	NEUTRAL	0- 0	0- 0	0- 0				
2- 6	0- 0	0- 0	CONFERENCE	0- 0	0- 1	2- 5				
2- 3	0- 0	0- 0	HOME	0- 0	0- 1	2- 2				
0- 3	0- 0	0- 0	AWAY	0- 0	0- 0	0- 3				
0- 0	0- 0	0- 0	NEUTRAL	0- 0	0- 0	0- 0				

RPI S	Opponent	Score	RPI S	Opponent	Score	RPI S	Opponent	Score	RPI S	Opponent	Score	Team's RPI: 318
26	A Seton Hall	65 81	26	A Seton Hall	65 81	95	H Stony Brook	35 69	119	H Iona	51 65	
45	H Duquesne	38 63	45	H Duquesne	38 63				170	H Brown	79 67	
									188	A Canisius	42 54	
									188	H Canisius	53 60	
									217	A Siena	58 59	
									223	A Lehigh	42 74	
									234	H Fairfield	56 46	
									250	H Navy	39 50	
									273	A Niagara	46 51	
									273	H Niagara	48 52	
									302	A Fairleigh Dickinson	52 73	
									316	H Monmouth	67 62	
									339	A Lafayette	69 72	
									346	H St. Francis Brooklyn	44 40	
LAST 12 Division I GAMES:												
316	H Monmouth	67 62	273	A Niagara	46 51							
119	H Iona	51 65	188	A Canisius	42 54							
170	H Brown	79 67	234	H Fairfield	56 46							
26	A Seton Hall	65 81	273	H Niagara	48 52							
302	A Fairleigh Dickinson	52 73	188	H Canisius	53 60							
217	A Siena	58 59	339	A Lafayette	69 72							

Non-Div I Games:

Saint Peter's

■ Loss,
 ■ Non-Conf,
 ■ S Site,
 ■ H Home
 ■ A Away
 N Neutral

Sam Houston St.

Through Games Of Jan. 17, 2016

Average RPI Win:	306	WON-LOST	WINNING	LAST 10	STRENGTH OF	OPP. STRENGTH	TEAM	ADJ.	CONF.	ADJ CONF.
Average RPI Loss:	123	RECORD	PCT. RANK	GAMES	SCHEDULE	OF SCHEDULE	RPI	RPI	RPI	RPI
DIV. I ONLY	5- 9	239	4- 6	253	194	233	233	26	26	
DIV. I NON-CONF.	2- 6	272	2- 4	90	68	163	163	25	25	
TOTALS	RPI 1-25	RPI 26-50	W-L RECORDS	RPI 51-100	RPI 101-150	RPI 150+				
5- 9	0- 2	0- 1	OVERALL	0- 1	0- 3	5- 2				
2- 2	0- 0	0- 0	HOME	0- 0	0- 0	2- 2				
3- 6	0- 1	0- 1	AWAY	0- 1	0- 3	3- 0				
0- 1	0- 1	0- 0	NEUTRAL	0- 0	0- 0	0- 0				
2- 6	0- 2	0- 1	NON-CONFERENCE	0- 1	0- 1	2- 1				
0- 1	0- 0	0- 0	HOME	0- 0	0- 0	0- 1				
2- 4	0- 1	0- 1	AWAY	0- 1	0- 1	2- 0				
0- 1	0- 1	0- 0	NEUTRAL	0- 0	0- 0	0- 0				
3- 3	0- 0	0- 0	CONFERENCE	0- 0	0- 2	3- 1				
2- 1	0- 0	0- 0	HOME	0- 0	0- 0	2- 1				
1- 2	0- 0	0- 0	AWAY	0- 0	0- 2	1- 0				
0- 0	0- 0	0- 0	NEUTRAL	0- 0	0- 0	0- 0				

RPI 1-25				RPI 26-50				RPI 51-100				RPI 101+ Team's RPI: 233			
RPI	S	Opponent	Score	RPI	S	Opponent	Score	RPI	S	Opponent	Score	RPI	S	Opponent	Score
8	A	Texas	49 83	46	A	Kansas St.	50 78	84	A	TCU	59 85	115	A	McNeese St.	79 82
24	N	Florida St.	37 94									122	A	Northwestern St.	49 69
												137	A	Arkansas	47 67
												245	H	Rice	46 58
												255	A	Texas Southern	53 51
												304	H	Southeastern La.	80 56
												310	A	LIU Brooklyn	63 56
												320	A	Incarinate Word	65 60
												327	H	Nicholls St.	63 67
												342	H	New Orleans	64 52
LAST 12 Division I GAMES:															
122	A	Northwestern St.	49 69	115	A	McNeese St.	79 82								
320	A	Incarinate Word	65 60	327	H	Nicholls St.	63 67								
8	A	Texas	49 83	342	H	New Orleans	64 52								
46	A	Kansas St.	50 78	304	H	Southeastern La.	80 56								
245	H	Rice	46 58	310	A	LIU Brooklyn	63 56								
255	A	Texas Southern	53 51	24	N	Florida St.	37 94								

Non-Div I Games: LSU-Alexandria 85 50 Our Lady Of The Lak67 56

Sam Houston St.

Loss, Non-Conf, S Site, H Home A Away N Neutral

Average RPI Win:	270	WON-LOST	WINNING	LAST 10	STRENGTH OF	OPP. STRENGTH	TEAM	ADJ.	CONF.	ADJ CONF.
Average RPI Loss:	109	RECORD	PCT. RANK	GAMES	SCHEDULE	OF SCHEDULE	RPI	RPI	RPI	RPI
DIV. I ONLY	8- 8	166	4- 6	236	239	158	158	17	17	
DIV. I NON-CONF.	6- 7	176	3- 6	213	243	152	152	17	17	
TOTALS	RPI 1-25	RPI 26-50	W-L RECORDS	RPI 51-100	RPI 101-150	RPI 150+				
8- 8	0- 1	0- 0	OVERALL	0- 2	2- 4	6- 1				
1- 2	0- 0	0- 0	HOME	0- 0	1- 1	0- 1				
6- 6	0- 1	0- 0	AWAY	0- 2	1- 3	5- 0				
1- 0	0- 0	0- 0	NEUTRAL	0- 0	0- 0	1- 0				
6- 7	0- 1	0- 0	NON-CONFERENCE	0- 2	2- 3	4- 1				
1- 1	0- 0	0- 0	HOME	0- 0	1- 0	0- 1				
4- 6	0- 1	0- 0	AWAY	0- 2	1- 3	3- 0				
1- 0	0- 0	0- 0	NEUTRAL	0- 0	0- 0	1- 0				
2- 1	0- 0	0- 0	CONFERENCE	0- 0	0- 1	2- 0				
0- 1	0- 0	0- 0	HOME	0- 0	0- 1	0- 0				
2- 0	0- 0	0- 0	AWAY	0- 0	0- 0	2- 0				
0- 0	0- 0	0- 0	NEUTRAL	0- 0	0- 0	0- 0				

RPI 1-25				RPI 26-50				RPI 51-100				RPI 101+ Team's RPI: 158			
RPI	S	Opponent	Score	RPI	S	Opponent	Score	RPI	S	Opponent	Score	RPI	S	Opponent	Score
25	A	Mississippi St.	47 68					70	A	Indiana	56 65	109	A	Georgia Tech	55 66
								87	A	UT Martin	50 52	127	A	LSU	47 44
												131	A	Southern Miss.	48 56
												140	H	Troy	73 69
												143	H	Mercer	60 63
												146	A	UAB	41 61
												157	H	Harvard	54 60
												259	A	UNCG	57 52
												305	A	Jacksonville St.	50 39
												314	A	Western Caro.	59 42
												327	N	Nicholls St.	45 43
												340	A	Alabama St.	54 35
												345	A	Alabama A&M	54 30
LAST 12 Division I GAMES:															
127	A	LSU	47 44	143	H	Mercer	60 63								
146	A	UAB	41 61	259	A	UNCG	57 52								
340	A	Alabama St.	54 35	314	A	Western Caro.	59 42								
109	A	Georgia Tech	55 66	157	H	Harvard	54 60								
70	A	Indiana	56 65	345	A	Alabama A&M	54 30								
87	A	UT Martin	50 52	131	A	Southern Miss.	48 56								

Non-Div I Games: AUM 82 32 Shorter 53 33

Samford

Loss, Non-Conf, S Site, H Home A Away N Neutral

San Diego

Through Games Of Jan. 17, 2016

Average RPI Win:	173	WON-LOST	WINNING	LAST 10	STRENGTH OF	OPP. STRENGTH	TEAM	ADJ.	CONF.	ADJ CONF.
Average RPI Loss:	50	RECORD	PCT. RANK	GAMES	SCHEDULE	OF SCHEDULE	RPI	RPI	RPI	RPI
DIV. I ONLY	15- 2	12	8- 1	188	67	63	63	8	8	
DIV. I NON-CONF.	9- 1	22	3- 1	300	116	104	104	9	9	
TOTALS	RPI 1-25	RPI 26-50	W-L RECORDS	RPI 51-100	RPI 101-150	RPI 150+				
15- 2	1- 0	0- 1	OVERALL	4- 1	3- 0	7- 0				
8- 2	1- 0	0- 1	HOME	2- 1	2- 0	3- 0				
7- 0	0- 0	0- 0	AWAY	2- 0	1- 0	4- 0				
0- 0	0- 0	0- 0	NEUTRAL	0- 0	0- 0	0- 0				
9- 1	0- 0	0- 0	NON-CONFERENCE	2- 1	1- 0	6- 0				
4- 1	0- 0	0- 0	HOME	1- 1	1- 0	2- 0				
5- 0	0- 0	0- 0	AWAY	1- 0	0- 0	4- 0				
0- 0	0- 0	0- 0	NEUTRAL	0- 0	0- 0	0- 0				
6- 1	1- 0	0- 1	CONFERENCE	2- 0	2- 0	1- 0				
4- 1	1- 0	0- 1	HOME	1- 0	1- 0	1- 0				
2- 0	0- 0	0- 0	AWAY	1- 0	1- 0	0- 0				
0- 0	0- 0	0- 0	NEUTRAL	0- 0	0- 0	0- 0				

RPI 1-25				RPI 26-50				RPI 51-100 Team's RPI: 63				RPI 101+			
RPI	S	Opponent	Score	RPI	S	Opponent	Score	RPI	S	Opponent	Score	RPI	S	Opponent	Score
12	H	BYU	78 65	48	H	St. Mary's (CA)	68 73	51	H	Washington St.	72 78	128	A	San Francisco	67 58
								72	H	Gonzaga	63 54	129	H	Akron	86 65
								73	A	Santa Clara	70 58	135	H	Pacific	69 56
								80	H	Arizona	59 54	189	A	Montana St.	62 49
								100	A	Fresno St.	72 68	201	H	Valparaiso	76 60
												249	A	San Diego St.	60 53
												271	H	Portland	71 43
												300	H	CSUN	86 64
												324	A	Cal St. Fullerton	53 44
												330	A	Nevada	84 47
LAST 12 Division I GAMES:															
				48	H	St. Mary's (CA)	68 73	72	H	Gonzaga	63 54				
				135	H	Pacific	69 56	271	H	Portland	71 43				
				12	H	BYU	78 65	73	A	Santa Clara	70 58				
				100	A	Fresno St.	72 68	128	A	San Francisco	67 58				
				324	A	Cal St. Fullerton	53 44	249	A	San Diego St.	60 53				
				51	H	Washington St.	72 78	129	H	Akron	86 65				

Non-Div I Games: Hope Int'l 90 52

San Diego

■ Loss,
 ■ Non-Conf,
 ■ S Site,
 ■ H Home
 ■ A Away
 N Neutral

San Diego St.

Through Games Of Jan. 17, 2016

Average RPI Win:	264	WON-LOST	WINNING	LAST 10	STRENGTH OF	OPP. STRENGTH	TEAM	ADJ.	CONF.	ADJ CONF.
Average RPI Loss:	144	RECORD	PCT. RANK	GAMES	SCHEDULE	OF SCHEDULE	RPI	RPI	RPI	RPI
DIV. I ONLY	5- 10	252	3- 6	175	252	249	249	18	18	
DIV. I NON-CONF.	4- 6	201	4- 2	229	246	250	250	19	19	
TOTALS	RPI 1-25	RPI 26-50	W-L RECORDS	RPI 51-100	RPI 101-150	RPI 150+				
5- 10	0- 1	0- 0	OVERALL	0- 3	1- 1	4- 5				
3- 6	0- 0	0- 0	HOME	0- 3	1- 0	2- 3				
2- 4	0- 1	0- 0	AWAY	0- 0	0- 1	2- 2				
0- 0	0- 0	0- 0	NEUTRAL	0- 0	0- 0	0- 0				
4- 6	0- 1	0- 0	NON-CONFERENCE	0- 2	1- 1	3- 2				
3- 3	0- 0	0- 0	HOME	0- 2	1- 0	2- 1				
1- 3	0- 1	0- 0	AWAY	0- 0	0- 1	1- 1				
0- 0	0- 0	0- 0	NEUTRAL	0- 0	0- 0	0- 0				
1- 4	0- 0	0- 0	CONFERENCE	0- 1	0- 0	1- 3				
0- 3	0- 0	0- 0	HOME	0- 1	0- 0	0- 2				
1- 1	0- 0	0- 0	AWAY	0- 0	0- 0	1- 1				
0- 0	0- 0	0- 0	NEUTRAL	0- 0	0- 0	0- 0				

RPI 1-25				RPI 26-50				RPI 51-100				RPI 101+ Team's RPI: 249			
RPI	S	Opponent	Score	RPI	S	Opponent	Score	RPI	S	Opponent	Score	RPI	S	Opponent	Score
16	A	Washington	51 80					52	H	Colorado St.	57 60	139	A	Long Beach St.	54 74
								63	H	San Diego	53 60	148	H	Wisconsin	63 57
								75	H	UC Riverside	68 85	177	H	Boise St.	45 75
												210	H	UC Davis	54 65
												214	A	Wyoming	84 77
												215	H	Utah St.	36 55
												228	A	San Jose St.	73 78
												261	A	Loyola Marymount	65 92
												300	A	CSUN	67 65
												324	H	Cal St. Fullerton	54 43
												334	H	North Dakota St.	64 54
LAST 12 Division I GAMES:															
214	A	Wyoming	84 77	177	H	Boise St.	45 75								
324	H	Cal St. Fullerton	54 43	52	H	Colorado St.	57 60								
261	A	Loyola Marymount	65 92	228	A	San Jose St.	73 78								
300	A	CSUN	67 65	215	H	Utah St.	36 55								
63	H	San Diego	53 60	334	H	North Dakota St.	64 54								
148	H	Wisconsin	63 57	16	A	Washington	51 80								

Non-Div I Games: San Diego Christian60 25

San Diego St.

Loss, Non-Conf, S Site, H Home A Away N Neutral

San Francisco

Through Games Of Jan. 17, 2016

Average RPI Win:	208	WON-LOST	WINNING	LAST 10	STRENGTH OF	OPP. STRENGTH	TEAM	ADJ.	CONF.	ADJ CONF.
Average RPI Loss:	101	RECORD	PCT. RANK	GAMES	SCHEDULE	OF SCHEDULE	RPI	RPI	RPI	RPI
DIV. I ONLY	10- 7	124	4- 5	198	90	128	128	8	8	
DIV. I NON-CONF.	7- 2	58	3- 0	280	119	111	111	9	9	
TOTALS	RPI 1-25	RPI 26-50	W-L RECORDS	RPI 51-100	RPI 101-150	RPI 150+				
10- 7	0- 1	0- 1	OVERALL	1- 2	2- 1	7- 2				
2- 4	0- 1	0- 1	HOME	1- 1	0- 0	1- 1				
8- 3	0- 0	0- 0	AWAY	0- 1	2- 1	6- 1				
0- 0	0- 0	0- 0	NEUTRAL	0- 0	0- 0	0- 0				
7- 2	0- 0	0- 0	NON-CONFERENCE	1- 0	2- 0	4- 2				
2- 1	0- 0	0- 0	HOME	1- 0	0- 0	1- 1				
5- 1	0- 0	0- 0	AWAY	0- 0	2- 0	3- 1				
0- 0	0- 0	0- 0	NEUTRAL	0- 0	0- 0	0- 0				
3- 5	0- 1	0- 1	CONFERENCE	0- 2	0- 1	3- 0				
0- 3	0- 1	0- 1	HOME	0- 1	0- 0	0- 0				
3- 2	0- 0	0- 0	AWAY	0- 1	0- 1	3- 0				
0- 0	0- 0	0- 0	NEUTRAL	0- 0	0- 0	0- 0				

RPI 1-25				RPI 26-50				RPI 51-100				RPI 101+ Team's RPI: 128			
RPI	S	Opponent	Score	RPI	S	Opponent	Score	RPI	S	Opponent	Score	RPI	S	Opponent	Score
12	H	BYU	57 66	48	H	St. Mary's (CA)	68 78	63	H	San Diego	58 67	135	A	Pacific	57 70
								72	A	Gonzaga	47 68	139	A	Long Beach St.	66 52
								75	H	UC Riverside	88 76	143	A	North Texas	69 61
												156	H	Cal Poly	61 62
												174	H	North Dakota	74 57
												194	A	Sacramento St.	95 94
												222	A	Utah Valley	88 94
												228	A	San Jose St.	82 78
												261	A	Loyola Marymount	75 73
												268	A	Pepperdine	81 74
												271	A	Portland	82 63
												330	A	Nevada	70 62
LAST 12 Division I GAMES:															
271	A	Portland	82 63	268	A	Pepperdine	81 74								
72	A	Gonzaga	47 68	261	A	Loyola Marymount	75 73								
135	A	Pacific	57 70	12	H	BYU	57 66								
48	H	St. Mary's (CA)	68 78	63	H	San Diego	58 67								
139	A	Long Beach St.	66 52	75	H	UC Riverside	88 76								
228	A	San Jose St.	82 78	330	A	Nevada	70 62								

Non-Div I Games: Holy Names 77 31 San Fran. St. 73 45

San Francisco

■ Loss,
 ■ Non-Conf,
 ■ S Site,
 ■ H Home
 ■ A Away
 N Neutral

San Jose St.

Through Games Of Jan. 17, 2016

Average RPI Win:	268	WON-LOST	WINNING	LAST 10	STRENGTH OF	OPP. STRENGTH	TEAM	ADJ.	CONF.	ADJ CONF.
Average RPI Loss:	109	RECORD	PCT. RANK	GAMES	SCHEDULE	OF SCHEDULE	RPI	RPI	RPI	RPI
DIV. I ONLY	5- 11	258	5- 5	135	178	228	228	18	18	
DIV. I NON-CONF.	1- 9	325	1- 5	110	153	285	285	19	19	
TOTALS	RPI 1-25	RPI 26-50	W-L RECORDS	RPI 51-100	RPI 101-150	RPI 150+				
5- 11	0- 0	0- 1	OVERALL	0- 5	0- 4	5- 1				
3- 5	0- 0	0- 0	HOME	0- 2	0- 3	3- 0				
2- 6	0- 0	0- 1	AWAY	0- 3	0- 1	2- 1				
0- 0	0- 0	0- 0	NEUTRAL	0- 0	0- 0	0- 0				
1- 9	0- 0	0- 1	NON-CONFERENCE	0- 3	0- 4	1- 1				
1- 4	0- 0	0- 0	HOME	0- 1	0- 3	1- 0				
0- 5	0- 0	0- 1	AWAY	0- 2	0- 1	0- 1				
0- 0	0- 0	0- 0	NEUTRAL	0- 0	0- 0	0- 0				
4- 2	0- 0	0- 0	CONFERENCE	0- 2	0- 0	4- 0				
2- 1	0- 0	0- 0	HOME	0- 1	0- 0	2- 0				
2- 1	0- 0	0- 0	AWAY	0- 1	0- 0	2- 0				
0- 0	0- 0	0- 0	NEUTRAL	0- 0	0- 0	0- 0				

RPI 1-25				RPI 26-50				RPI 51-100				RPI 101+				Team's RPI: 228	
RPI	S	Opponent	Score	RPI	S	Opponent	Score	RPI	S	Opponent	Score	RPI	S	Opponent	Score		
				48	A	St. Mary's (CA)	81 91	51	A	Washington St.	80 95	114	H	New Mexico St.	66 75		
								52	A	Colorado St.	54 76	125	H	Hawaii	73 76		
								81	H	South Dakota	77 87	128	H	San Francisco	78 82		
								99	A	Oregon	74 104	135	A	Pacific	69 81		
								100	H	Fresno St.	54 59	214	A	Wyoming	67 66		
												215	A	Utah St.	86 74		
												249	H	San Diego St.	78 73		
												262	A	CSU Bakersfield	88 90		
												319	H	UC Irvine	79 58		
												344	H	Air Force	81 60		
LAST 12 Division I GAMES:																	
344	H	Air Force	81 60	100	H	Fresno St.	54 59	214	A	Wyoming	67 66	52	A	Colorado St.	54 76		
215	A	Utah St.	86 74	249	H	San Diego St.	78 73	81	H	South Dakota	77 87	128	H	San Francisco	78 82		
125	H	Hawaii	73 76	114	H	New Mexico St.	66 75	135	A	Pacific	69 81						

Non-Div I Games: Southern Ore. 92 78

San Jose St.

■ Loss,
 ■ Non-Conf,
 ■ S Site,
 ■ H Home
 ■ A Away
 N Neutral

Santa Clara

Through Games Of Jan. 17, 2016

Average RPI Win:	199	WON-LOST	WINNING	LAST 10	STRENGTH OF	OPP. STRENGTH	TEAM	ADJ.	CONF.	ADJ CONF.
Average RPI Loss:	36	RECORD	PCT. RANK	GAMES	SCHEDULE	OF SCHEDULE	RPI	RPI	RPI	RPI
DIV. I ONLY	12- 5	74	7- 3	138	45	73	73	8	8	
DIV. I NON-CONF.	7- 2	58	2- 0	208	30	56	56	9	9	
TOTALS	RPI 1-25	RPI 26-50	W-L RECORDS	RPI 51-100	RPI 101-150	RPI 150+				
12- 5	1- 3	1- 0	OVERALL	0- 2	2- 0	8- 0				
4- 2	0- 1	0- 0	HOME	0- 1	2- 0	2- 0				
7- 3	1- 2	1- 0	AWAY	0- 1	0- 0	5- 0				
1- 0	0- 0	0- 0	NEUTRAL	0- 0	0- 0	1- 0				
7- 2	1- 2	0- 0	NON-CONFERENCE	0- 0	1- 0	5- 0				
3- 0	0- 0	0- 0	HOME	0- 0	1- 0	2- 0				
3- 2	1- 2	0- 0	AWAY	0- 0	0- 0	2- 0				
1- 0	0- 0	0- 0	NEUTRAL	0- 0	0- 0	1- 0				
5- 3	0- 1	1- 0	CONFERENCE	0- 2	1- 0	3- 0				
1- 2	0- 1	0- 0	HOME	0- 1	1- 0	0- 0				
4- 1	0- 0	1- 0	AWAY	0- 1	0- 0	3- 0				
0- 0	0- 0	0- 0	NEUTRAL	0- 0	0- 0	0- 0				

RPI 1-25				RPI 26-50				RPI 51-100				RPI 101+			
RPI	S	Opponent	Score	RPI	S	Opponent	Score	RPI	S	Opponent	Score	RPI	S	Opponent	Score
5	A	Stanford	61 58	48	A	St. Mary's (CA)	73 67	63	H	San Diego	58 70	112	H	Texas Tech	75 70
12	H	BYU	63 68					72	A	Gonzaga	44 53	135	H	Pacific	76 52
16	A	Washington	55 100									156	A	Cal Poly	69 63
17	A	Southern California	46 81									254	A	UC Santa Barbara	48 37
												254	H	UC Santa Barbara	66 48
												261	A	Loyola Marymount	57 56
												268	A	Pepperdine	62 60
												271	A	Portland	67 45
												274	N	Evansville	62 44
												344	H	Air Force	68 34
LAST 12 Division I GAMES:															
				72	A	Gonzaga	44 53	261	A	Loyola Marymount	57 56				
				271	A	Portland	67 45	268	A	Pepperdine	62 60				
				48	A	St. Mary's (CA)	73 67	63	H	San Diego	58 70				
				135	H	Pacific	76 52	12	H	BYU	63 68				
				254	H	UC Santa Barbara	66 48	254	A	UC Santa Barbara	48 37				
				112	H	Texas Tech	75 70	274	N	Evansville	62 44				

Non-Div I Games: Hope Int'l 78 54 Simpson (CA) 112 34

Santa Clara

Loss, Non-Conf, S Site, H Home A Away N Neutral

Average RPI Win:	334	WON-LOST	WINNING	LAST 10	STRENGTH OF	OPP. STRENGTH	TEAM	ADJ.	CONF.	ADJ CONF.
Average RPI Loss:	159	RECORD	PCT. RANK	GAMES	SCHEDULE	OF SCHEDULE	RPI	RPI	RPI	RPI
DIV. I ONLY	3- 10	301	3- 6	213	310	285	285	30	30	
DIV. I NON-CONF.	1- 8	320	1- 6	71	191	233	233	31	31	
TOTALS	RPI 1-25	RPI 26-50	W-L RECORDS	RPI 51-100	RPI 101-150	RPI 150+				
3- 10	0- 2	0- 2	OVERALL	0- 1	0- 0	3- 5				
2- 3	0- 0	0- 0	HOME	0- 1	0- 0	2- 2				
1- 7	0- 2	0- 2	AWAY	0- 0	0- 0	1- 3				
0- 0	0- 0	0- 0	NEUTRAL	0- 0	0- 0	0- 0				
1- 8	0- 2	0- 2	NON-CONFERENCE	0- 1	0- 0	1- 3				
0- 2	0- 0	0- 0	HOME	0- 1	0- 0	0- 1				
1- 6	0- 2	0- 2	AWAY	0- 0	0- 0	1- 2				
0- 0	0- 0	0- 0	NEUTRAL	0- 0	0- 0	0- 0				
2- 2	0- 0	0- 0	CONFERENCE	0- 0	0- 0	2- 2				
2- 1	0- 0	0- 0	HOME	0- 0	0- 0	2- 1				
0- 1	0- 0	0- 0	AWAY	0- 0	0- 0	0- 1				
0- 0	0- 0	0- 0	NEUTRAL	0- 0	0- 0	0- 0				

RPI 1-25				RPI 26-50				RPI 51-100				RPI 101+ Team's RPI: 285			
RPI	S	Opponent	Score	RPI	S	Opponent	Score	RPI	S	Opponent	Score	RPI	S	Opponent	Score
20	A	Rutgers	26 65	28	A	Oklahoma St.	48 76	59	H	Auburn	40 62	219	A	Jacksonville	52 65
25	A	Mississippi St.	25 92	38	A	Florida	34 99					279	H	N.C. A&T	59 69
												305	A	Jacksonville St.	35 50
												307	A	Florida A&M	38 59
												312	H	Ga. Southern	48 64
												313	H	UMES	60 42
												340	A	Alabama St.	60 49
												349	H	N.C. Central	57 39
LAST 12 Division I GAMES:															
307	A	Florida A&M	38 59	313	H	UMES	60 42								
28	A	Oklahoma St.	48 76	349	H	N.C. Central	57 39								
305	A	Jacksonville St.	35 50	279	H	N.C. A&T	59 69								
20	A	Rutgers	26 65	219	A	Jacksonville	52 65								
340	A	Alabama St.	60 49	25	A	Mississippi St.	25 92								
312	H	Ga. Southern	48 64	38	A	Florida	34 99								

Non-Div I Games: Columbia (SC) 101 34 Allen 72 46

Savannah St.

Loss, Non-Conf, S Site, H Home A Away N Neutral

Average RPI Win: 289	WON-LOST	WINNING	LAST 10	STRENGTH OF	OPP. STRENGTH	TEAM	ADJ.	CONF.	ADJ CONF.
Average RPI Loss: 131	RECORD	PCT. RANK	GAMES	SCHEDULE	OF SCHEDULE	RPI	RPI	RPI	RPI
DIV. I ONLY	7- 10	214	4- 6	234	275	227	227	24	24
DIV. I NON-CONF.	5- 9	233	3- 6	147	283	195	195	26	26
TOTALS	RPI 1-25	RPI 26-50	W-L RECORDS	RPI 51-100	RPI 101-150	RPI 150+			
7- 10	0- 1	0- 0	OVERALL	0- 3	0- 2	7- 4			
3- 4	0- 0	0- 0	HOME	0- 1	0- 1	3- 2			
4- 5	0- 1	0- 0	AWAY	0- 1	0- 1	4- 2			
0- 1	0- 0	0- 0	NEUTRAL	0- 1	0- 0	0- 0			
5- 9	0- 1	0- 0	NON-CONFERENCE	0- 3	0- 2	5- 3			
1- 4	0- 0	0- 0	HOME	0- 1	0- 1	1- 2			
4- 4	0- 1	0- 0	AWAY	0- 1	0- 1	4- 1			
0- 1	0- 0	0- 0	NEUTRAL	0- 1	0- 0	0- 0			
2- 1	0- 0	0- 0	CONFERENCE	0- 0	0- 0	2- 1			
2- 0	0- 0	0- 0	HOME	0- 0	0- 0	2- 0			
0- 1	0- 0	0- 0	AWAY	0- 0	0- 0	0- 1			
0- 0	0- 0	0- 0	NEUTRAL	0- 0	0- 0	0- 0			

RPI 1-25				RPI 26-50				RPI 51-100				RPI 101+ Team's RPI: 227			
RPI	S	Opponent	Score	RPI	S	Opponent	Score	RPI	S	Opponent	Score	RPI	S	Opponent	Score
16	A	Washington	55 96					67	N	Princeton	48 85	118	A	Idaho	60 64
								75	H	UC Riverside	70 92	139	H	Long Beach St.	57 69
								99	A	Oregon	62 82	168	A	Idaho St.	67 83
												177	H	Boise St.	66 84
												189	H	Montana St.	51 80
												220	A	Montana	58 44
												261	A	Loyola Marymount	78 69
												262	A	CSU Bakersfield	68 76
												288	H	Denver	59 51
												292	H	UMKC	69 63
												300	A	CSUN	62 56
												328	A	Portland St.	85 64
												331	H	Chicago St.	59 45
LAST 12 Division I GAMES:															
139	H	Long Beach St.	57 69	262	A	CSU Bakersfield	68 76	67	N	Princeton	48 85				
99	A	Oregon	62 82	331	H	Chicago St.	59 45								
75	H	UC Riverside	70 92	292	H	UMKC	69 63								
177	H	Boise St.	66 84	300	A	CSUN	62 56								
328	A	Portland St.	85 64	288	H	Denver	59 51								
168	A	Idaho St.	67 83												

Non-Div I Games: Evergreen St. 81 38

Seattle

Average RPI Win:	138	WON-LOST	WINNING	LAST 10	STRENGTH OF	OPP. STRENGTH	TEAM	ADJ.	CONF.	ADJ CONF.
Average RPI Loss:	42	RECORD	PCT. RANK	GAMES	SCHEDULE	OF SCHEDULE	RPI	RPI	RPI	RPI
DIV. I ONLY	14- 4	36	7- 3	66	21	26	26	6	6	
DIV. I NON-CONF.	10- 1	19	4- 1	67	34	6	6	6	6	
TOTALS	RPI 1-25	RPI 26-50	W-L RECORDS	RPI 51-100	RPI 101-150	RPI 150+				
14- 4	1- 0	0- 4	OVERALL	4- 0	4- 0	5- 0				
6- 1	1- 0	0- 1	HOME	2- 0	0- 0	3- 0				
6- 3	0- 0	0- 3	AWAY	1- 0	3- 0	2- 0				
2- 0	0- 0	0- 0	NEUTRAL	1- 0	1- 0	0- 0				
10- 1	1- 0	0- 1	NON-CONFERENCE	3- 0	2- 0	4- 0				
5- 0	1- 0	0- 0	HOME	1- 0	0- 0	3- 0				
3- 1	0- 0	0- 1	AWAY	1- 0	1- 0	1- 0				
2- 0	0- 0	0- 0	NEUTRAL	1- 0	1- 0	0- 0				
4- 3	0- 0	0- 3	CONFERENCE	1- 0	2- 0	1- 0				
1- 1	0- 0	0- 1	HOME	1- 0	0- 0	0- 0				
3- 2	0- 0	0- 2	AWAY	0- 0	2- 0	1- 0				
0- 0	0- 0	0- 0	NEUTRAL	0- 0	0- 0	0- 0				

RPI 1-25				RPI 26-50				Team's RPI: 26				RPI 51-100				RPI 101+			
RPI	S	Opponent	Score	RPI	S	Opponent	Score	RPI	S	Opponent	Score	RPI	S	Opponent	Score	RPI	S	Opponent	Score
20	H	Rutgers	77 49	32	H	DePaul	74 86	60	N	North Carolina St.	58 55	103	A	Creighton	86 82				
				41	A	Georgia	52 70	67	H	Princeton	71 64	126	A	Georgetown	83 75				
				44	A	St. John's (NY)	69 71	68	A	Saint Joseph's	66 54	132	A	Liberty	92 56				
				50	A	Villanova	45 55	89	H	Marquette	99 68	141	N	UNI	57 49				
												169	A	Texas-Arlington	61 54				
												191	H	Fordham	66 54				
												211	A	Providence	64 54				
												240	H	Bryant	93 57				
												318	H	Saint Peter's	81 65				
LAST 12 Division I GAMES:																			
				89	H	Marquette	99 68	126	A	Georgetown	83 75								
				103	A	Creighton	86 82	50	A	Villanova	45 55								
				211	A	Providence	64 54	44	A	St. John's (NY)	69 71								
				318	H	Saint Peter's	81 65	32	H	DePaul	74 86								
				132	A	Liberty	92 56	41	A	Georgia	52 70								
				191	H	Fordham	66 54	141	N	UNI	57 49								

Non-Div I Games:

Seton Hall

Average RPI Win: 271	WON-LOST	WINNING	LAST 10	STRENGTH OF	OPP. STRENGTH	TEAM	ADJ.	CONF.	ADJ CONF.
Average RPI Loss: 193	RECORD	PCT. RANK	GAMES	SCHEDULE	OF SCHEDULE	RPI	RPI	RPI	RPI
DIV. I ONLY	10- 8	149	1- 1	315	282	217	217	25	25
DIV. I NON-CONF.	3- 7	248	1- 1	249	263	251	251	24	24
TOTALS	RPI 1-25	RPI 26-50	W-L RECORDS	RPI 51-100	RPI 101-150	RPI 150+			
10- 8	0- 0	0- 2	OVERALL	0- 0	0- 1	10- 5			
4- 2	0- 0	0- 1	HOME	0- 0	0- 0	4- 1			
5- 5	0- 0	0- 1	AWAY	0- 0	0- 1	5- 3			
1- 1	0- 0	0- 0	NEUTRAL	0- 0	0- 0	1- 1			
3- 7	0- 0	0- 2	NON-CONFERENCE	0- 0	0- 1	3- 4			
0- 2	0- 0	0- 1	HOME	0- 0	0- 0	0- 1			
2- 4	0- 0	0- 1	AWAY	0- 0	0- 1	2- 2			
1- 1	0- 0	0- 0	NEUTRAL	0- 0	0- 0	1- 1			
7- 1	0- 0	0- 0	CONFERENCE	0- 0	0- 0	7- 1			
4- 0	0- 0	0- 0	HOME	0- 0	0- 0	4- 0			
3- 1	0- 0	0- 0	AWAY	0- 0	0- 0	3- 1			
0- 0	0- 0	0- 0	NEUTRAL	0- 0	0- 0	0- 0			

RPI S	Opponent	Score	RPI S	Opponent	Score	RPI S	Opponent	Score	RPI S	Opponent	Score	Team's RPI: 217
39	A St. Bonaventure	40 57	49	H Albany (NY)	42 61				113	A Southern Ill.	54 73	
									188	A Canisius	58 52	
									202	H Northeastern	67 70	
									230	N Morgan St.	69 46	
									235	A New Hampshire	57 53	
									250	A Navy	58 59	
									258	H Manhattan	60 59	
									273	A Niagara	59 51	
									275	A Colgate	50 52	
									278	A Rider	58 70	
									278	H Rider	66 45	
									302	A Fairleigh Dickinson	81 65	
									316	A Monmouth	69 63	
									316	H Monmouth	64 54	
									318	H Saint Peter's	59 58	
									340	N Alabama St.	53 57	
LAST 12 Division I GAMES:												
258	H Manhattan	60 59	230	N Morgan St.	69 46							
278	H Rider	66 45	340	N Alabama St.	53 57							
188	A Canisius	58 52	278	A Rider	58 70							
273	A Niagara	59 51	316	H Monmouth	64 54							
302	A Fairleigh Dickinson	81 65	49	H Albany (NY)	42 61							
275	A Colgate	50 52	235	A New Hampshire	57 53							

Non-Div I Games:

Siena

Average RPI Win:	248	WON-LOST	WINNING	LAST 10	STRENGTH OF	OPP. STRENGTH	TEAM	ADJ.	CONF.	ADJ CONF.
Average RPI Loss:	159	RECORD	PCT. RANK	GAMES	SCHEDULE	OF SCHEDULE	RPI	RPI	RPI	RPI
DIV. I ONLY	4- 9	264	3- 6	250	209	266	266	16	16	
DIV. I NON-CONF.	2- 5	253	2- 3	242	223	260	260	15	15	
TOTALS	RPI 1-25	RPI 26-50	W-L RECORDS	RPI 51-100	RPI 101-150	RPI 150+				
4- 9	0- 0	0- 1	OVERALL	0- 1	0- 3	4- 4				
1- 6	0- 0	0- 1	HOME	0- 1	0- 1	1- 3				
3- 3	0- 0	0- 0	AWAY	0- 0	0- 2	3- 1				
0- 0	0- 0	0- 0	NEUTRAL	0- 0	0- 0	0- 0				
2- 5	0- 0	0- 1	NON-CONFERENCE	0- 0	0- 3	2- 1				
0- 3	0- 0	0- 1	HOME	0- 0	0- 1	0- 1				
2- 2	0- 0	0- 0	AWAY	0- 0	0- 2	2- 0				
0- 0	0- 0	0- 0	NEUTRAL	0- 0	0- 0	0- 0				
2- 4	0- 0	0- 0	CONFERENCE	0- 1	0- 0	2- 3				
1- 3	0- 0	0- 0	HOME	0- 1	0- 0	1- 2				
1- 1	0- 0	0- 0	AWAY	0- 0	0- 0	1- 1				
0- 0	0- 0	0- 0	NEUTRAL	0- 0	0- 0	0- 0				

RPI S	Opponent	Score	RPI S	Opponent	Score	RPI S	Opponent	Score	RPI S	Opponent	Score	Team's RPI: 266
38	H Florida	60 72	65	H Arkansas St.	53 66	131	A Southern Miss.	51 71	136	A Southern U.	45 50	
						146	H UAB	39 53	155	H Texas St.	71 73	
						169	H Texas-Arlington	59 55	204	H Little Rock	34 47	
						226	A Grand Canyon	59 56	246	H UCF	36 77	
						257	A Georgia St.	60 52	312	A Ga. Southern	43 57	
						340	A Alabama St.	47 43				
LAST 12 Division I GAMES:												
65	H Arkansas St.	53 66	169	H Texas-Arlington	59 55							
204	H Little Rock	34 47	155	H Texas St.	71 73							
226	A Grand Canyon	59 56	257	A Georgia St.	60 52							
146	H UAB	39 53	312	A Ga. Southern	43 57							
131	A Southern Miss.	51 71	38	H Florida	60 72							
340	A Alabama St.	47 43	246	H UCF	36 77							

Non-Div I Games: Spring Hill 64 49 William Carey 66 30

South Ala.

Loss, Non-Conf, S Site, H Home A Away N Neutral

South Carolina

Through Games Of Jan. 17, 2016

Average RPI Win:	111	WON-LOST	WINNING	LAST 10	STRENGTH OF	OPP. STRENGTH	TEAM	ADJ.	CONF.	ADJ CONF.
Average RPI Loss:	0	RECORD	PCT. RANK	GAMES	SCHEDULE	OF SCHEDULE	RPI	RPI	RPI	RPI
DIV. I ONLY	17- 0	1	10- 0	43	2	4	4	3	3	
DIV. I NON-CONF.	12- 0	1	7- 0	152	4	9	9	2	2	
TOTALS	RPI 1-25		RPI 26-50	W-L RECORDS	RPI 51-100	RPI 101-150	RPI 150+			
17- 0	4- 0		3- 0	OVERALL	2- 0	4- 0	4- 0			
9- 0	1- 0		3- 0	HOME	1- 0	2- 0	2- 0			
5- 0	2- 0		0- 0	AWAY	1- 0	1- 0	1- 0			
3- 0	1- 0		0- 0	NEUTRAL	0- 0	1- 0	1- 0			
12- 0	3- 0		1- 0	NON-CONFERENCE	1- 0	3- 0	4- 0			
6- 0	1- 0		1- 0	HOME	1- 0	1- 0	2- 0			
3- 0	1- 0		0- 0	AWAY	0- 0	1- 0	1- 0			
3- 0	1- 0		0- 0	NEUTRAL	0- 0	1- 0	1- 0			
5- 0	1- 0		2- 0	CONFERENCE	1- 0	1- 0	0- 0			
3- 0	0- 0		2- 0	HOME	0- 0	1- 0	0- 0			
2- 0	1- 0		0- 0	AWAY	1- 0	0- 0	0- 0			
0- 0	0- 0		0- 0	NEUTRAL	0- 0	0- 0	0- 0			

RPI	S	Opponent	Score	RPI	S	Opponent	Score	RPI	S	Opponent	Score	RPI	S	Opponent	Score
6	H	Ohio St.	88 80	31	H	Texas A&M	59 58	54	A	Vanderbilt	71 61	125	A	Hawaii	67 51
7	A	Kentucky	73 62	42	H	Duke	66 55	92	H	Elon	78 63	137	H	Arkansas	85 32
9	A	UCLA	68 65	43	H	Missouri	83 58					138	N	East Carolina	88 57
11	N	Arizona St.	60 58									145	H	Hampton	86 48
												236	A	Clemson	67 41
												259	H	UNCG	92 44
												262	N	CSU Bakersfield	90 71
												286	H	Winthrop	86 37
LAST 12 Division I GAMES:															
137	H	Arkansas	85 32	31	H	Texas A&M	59 58								
92	H	Elon	78 63	7	A	Kentucky	73 62								
138	N	East Carolina	88 57	43	H	Missouri	83 58								
145	H	Hampton	86 48	54	A	Vanderbilt	71 61								
286	H	Winthrop	86 37	125	A	Hawaii	67 51								
42	H	Duke	66 55	262	N	CSU Bakersfield	90 71								

Non-Div I Games:

South Carolina

Loss, Non-Conf, S Site, H Home A Away N Neutral

Average RPI Win:	315	WON-LOST	WINNING	LAST 10	STRENGTH OF	OPP. STRENGTH	TEAM	ADJ.	CONF.	ADJ CONF.
Average RPI Loss:	207	RECORD	PCT. RANK	GAMES	SCHEDULE	OF SCHEDULE	RPI	RPI	RPI	RPI
DIV. I ONLY	5- 8	227	4- 5	329	345	289	289	30	30	
DIV. I NON-CONF.	2- 6	272	2- 4	297	276	298	298	31	31	
TOTALS	RPI 1-25	RPI 26-50	W-L RECORDS	RPI 51-100	RPI 101-150	RPI 150+				
5- 8	0- 0	0- 0	OVERALL	0- 0	0- 2	5- 6				
3- 1	0- 0	0- 0	HOME	0- 0	0- 0	3- 1				
2- 6	0- 0	0- 0	AWAY	0- 0	0- 1	2- 5				
0- 1	0- 0	0- 0	NEUTRAL	0- 0	0- 1	0- 0				
2- 6	0- 0	0- 0	NON-CONFERENCE	0- 0	0- 2	2- 4				
1- 0	0- 0	0- 0	HOME	0- 0	0- 0	1- 0				
1- 5	0- 0	0- 0	AWAY	0- 0	0- 1	1- 4				
0- 1	0- 0	0- 0	NEUTRAL	0- 0	0- 1	0- 0				
3- 2	0- 0	0- 0	CONFERENCE	0- 0	0- 0	3- 2				
2- 1	0- 0	0- 0	HOME	0- 0	0- 0	2- 1				
1- 1	0- 0	0- 0	AWAY	0- 0	0- 0	1- 1				
0- 0	0- 0	0- 0	NEUTRAL	0- 0	0- 0	0- 0				

RPI 1-25			RPI 26-50			RPI 51-100			RPI 101+			Team's RPI: 289
RPI	S	Opponent	Score	RPI	S	Opponent	Score	RPI	S	Opponent	Score	
								123	N	Central Ark.	38	51
								146	A	UAB	38	71
								183	A	Davidson	51	63
								213	A	Furman	46	59
								219	A	Jacksonville	47	79
								236	A	Clemson	54	63
								260	A	Bethune-Cookman	50	65
								279	H	N.C. A&T	54	57
								301	H	Wofford	60	47
								307	A	Florida A&M	68	62
								308	A	North Florida	53	48
								309	H	Delaware St.	61	48
								349	H	N.C. Central	58	51
LAST 12 Division I GAMES:												
123	N	Central Ark.	38	51	309	H	Delaware St.	61	48			
308	A	North Florida	53	48	279	H	N.C. A&T	54	57			
183	A	Davidson	51	63	349	H	N.C. Central	58	51			
260	A	Bethune-Cookman	50	65	219	A	Jacksonville	47	79			
307	A	Florida A&M	68	62	301	H	Wofford	60	47			
236	A	Clemson	54	63	146	A	UAB	38	71			

Non-Div I Games: Morris 90 39 Southern Wesleyan 75 52

South Carolina St.

Loss, Non-Conf, S Site, H Home A Away N Neutral

South Dakota

Through Games Of Jan. 17, 2016

Average RPI Win:	195	WON-LOST	WINNING	LAST 10	STRENGTH OF	OPP. STRENGTH	TEAM	ADJ.	CONF.	ADJ CONF.
Average RPI Loss:	76	RECORD	PCT. RANK	GAMES	SCHEDULE	OF SCHEDULE	RPI	RPI	RPI	RPI
DIV. I ONLY	12- 5	74	7- 2	192	63	81	81	22	22	
DIV. I NON-CONF.	8- 4	100	5- 1	163	9	72	72	23	23	
TOTALS	RPI 1-25	RPI 26-50	W-L RECORDS	RPI 51-100	RPI 101-150	RPI 150+				
12- 5	0- 1	0- 2	OVERALL	3- 0	2- 2	7- 0				
5- 1	0- 1	0- 0	HOME	2- 0	0- 0	3- 0				
6- 4	0- 0	0- 2	AWAY	1- 0	2- 2	3- 0				
1- 0	0- 0	0- 0	NEUTRAL	0- 0	0- 0	1- 0				
8- 4	0- 1	0- 2	NON-CONFERENCE	2- 0	2- 1	4- 0				
3- 1	0- 1	0- 0	HOME	2- 0	0- 0	1- 0				
4- 3	0- 0	0- 2	AWAY	0- 0	2- 1	2- 0				
1- 0	0- 0	0- 0	NEUTRAL	0- 0	0- 0	1- 0				
4- 1	0- 0	0- 0	CONFERENCE	1- 0	0- 1	3- 0				
2- 0	0- 0	0- 0	HOME	0- 0	0- 0	2- 0				
2- 1	0- 0	0- 0	AWAY	1- 0	0- 1	1- 0				
0- 0	0- 0	0- 0	NEUTRAL	0- 0	0- 0	0- 0				

RPI 1-25				RPI 26-50				RPI 51-100				RPI 101+			
RPI	S	Opponent	Score	RPI	S	Opponent	Score	RPI	S	Opponent	Score	RPI	S	Opponent	Score
16	H	Washington	64 77	35	A	Utah	59 66	79	A	South Dakota St.	63 58	107	A	Illinois	85 76
				46	A	Kansas St.	81 84	89	H	Marquette	97 69	110	A	Fla. Atlantic	76 53
								96	H	Drake	92 87	141	A	UNI	43 64
												142	A	Oral Roberts	56 60
												174	A	North Dakota	73 70
												228	A	San Jose St.	87 77
												239	N	Appalachian St.	87 60
												263	H	Omaha	82 76
												288	H	Denver	85 60
												328	H	Portland St.	103 61
												334	A	North Dakota St.	96 94
LAST 12 Division I GAMES:															
288	H	Denver	85 60	79	A	South Dakota St.	63 58	334	A	North Dakota St.	96 94	263	H	Omaha	82 76
107	A	Illinois	85 76	142	A	Oral Roberts	56 60	96	H	Drake	92 87	110	A	Fla. Atlantic	76 53
174	A	North Dakota	73 70												
16	H	Washington	64 77												
228	A	San Jose St.	87 77												
328	H	Portland St.	103 61												

Non-Div I Games: Dakota Wesleyan 94 54

South Dakota

Loss, Non-Conf, S Site, H Home A Away N Neutral

Average RPI Win:	207	WON-LOST	WINNING	LAST 10	STRENGTH OF	OPP. STRENGTH	TEAM	ADJ.	CONF.	ADJ CONF.
Average RPI Loss:	29	RECORD	PCT. RANK	GAMES	SCHEDULE	OF SCHEDULE	RPI	RPI	RPI	RPI
DIV. I ONLY	14- 4	36	8- 2	161	75	79	79	22	22	
DIV. I NON-CONF.	10- 3	62	6- 1	86	14	43	43	23	23	
TOTALS	RPI 1-25	RPI 26-50	W-L RECORDS	RPI 51-100	RPI 101-150	RPI 150+				
14- 4	0- 3	1- 0	OVERALL	0- 1	4- 0	9- 0				
7- 2	0- 1	1- 0	HOME	0- 1	2- 0	4- 0				
5- 1	0- 1	0- 0	AWAY	0- 0	1- 0	4- 0				
2- 1	0- 1	0- 0	NEUTRAL	0- 0	1- 0	1- 0				
10- 3	0- 3	1- 0	NON-CONFERENCE	0- 0	4- 0	5- 0				
6- 1	0- 1	1- 0	HOME	0- 0	2- 0	3- 0				
2- 1	0- 1	0- 0	AWAY	0- 0	1- 0	1- 0				
2- 1	0- 1	0- 0	NEUTRAL	0- 0	1- 0	1- 0				
4- 1	0- 0	0- 0	CONFERENCE	0- 1	0- 0	4- 0				
1- 1	0- 0	0- 0	HOME	0- 1	0- 0	1- 0				
3- 0	0- 0	0- 0	AWAY	0- 0	0- 0	3- 0				
0- 0	0- 0	0- 0	NEUTRAL	0- 0	0- 0	0- 0				

RPI 1-25				RPI 26-50				RPI 51-100				Team's RPI: 79				RPI 101+			
RPI	S	Opponent	Score	RPI	S	Opponent	Score	RPI	S	Opponent	Score	RPI	S	Opponent	Score	RPI	S	Opponent	Score
1	H	Notre Dame	64 75	32	H	DePaul	88 79	81	H	South Dakota	58 63	103	A	Creighton	53 51				
14	A	Green Bay	57 58									137	H	Arkansas	76 69				
19	N	Maryland	55 62									141	H	UNI	89 86				
												150	N	Pittsburgh	55 54				
												161	H	Northern Colo.	66 62				
												176	N	Old Dominion	71 39				
												208	H	Marist	77 68				
												251	A	Bowling Green	58 45				
												263	H	Omaha	68 58				
												288	A	Denver	76 39				
												325	A	IPFW	61 42				
												328	H	Portland St.	74 65				
												334	A	North Dakota St.	81 63				
LAST 12 Division I GAMES:																			
288	A	Denver	76 39	81	H	South Dakota	58 63	325	A	IPFW	61 42								
251	A	Bowling Green	58 45	263	H	Omaha	68 58	334	A	North Dakota St.	81 63								
14	A	Green Bay	57 58	32	H	DePaul	88 79	161	H	Northern Colo.	66 62								
103	A	Creighton	53 51	328	H	Portland St.	74 65												
141	H	UNI	89 86																

Non-Div I Games:

South Dakota St.

Average RPI Win:	136	WON-LOST	WINNING	LAST 10	STRENGTH OF	OPP. STRENGTH	TEAM	ADJ.	CONF.	ADJ CONF.
Average RPI Loss:	19	RECORD	PCT. RANK	GAMES	SCHEDULE	OF SCHEDULE	RPI	RPI	RPI	RPI
DIV. I ONLY	12- 4	54	0- 1	19	27	22	22	7	7	
DIV. I NON-CONF.	7- 3	92	0- 1	12	20	20	20	7	7	
TOTALS	RPI 1-25	RPI 26-50	W-L RECORDS	RPI 51-100	RPI 101-150	RPI 150+				
12- 4	0- 3	1- 1	OVERALL	2- 0	4- 0	5- 0				
10- 1	0- 1	1- 0	HOME	1- 0	3- 0	5- 0				
2- 2	0- 1	0- 0	AWAY	1- 0	1- 0	0- 0				
0- 1	0- 1	0- 0	NEUTRAL	0- 0	0- 0	0- 0				
7- 3	0- 2	1- 1	NON-CONFERENCE	1- 0	1- 0	4- 0				
7- 0	0- 0	1- 0	HOME	1- 0	1- 0	4- 0				
0- 2	0- 1	0- 1	AWAY	0- 0	0- 0	0- 0				
0- 1	0- 1	0- 0	NEUTRAL	0- 0	0- 0	0- 0				
5- 1	0- 1	0- 0	CONFERENCE	1- 0	3- 0	1- 0				
3- 1	0- 1	0- 0	HOME	0- 0	2- 0	1- 0				
2- 0	0- 0	0- 0	AWAY	1- 0	1- 0	0- 0				
0- 0	0- 0	0- 0	NEUTRAL	0- 0	0- 0	0- 0				

RPI	S	Opponent	Score	RPI	S	Opponent	Score	RPI	S	Opponent	Score	RPI	S	Opponent	Score
2	H	UConn	59 75	28	H	Oklahoma St.	68 46	55	H	Chattanooga	61 33	105	H	Drexel	73 58
3	A	Baylor	63 66	44	A	St. John's (NY)	70 74	74	A	Tulane	71 67	130	H	SMU	83 56
25	N	Mississippi St.	58 68									138	A	East Carolina	61 59
												138	H	East Carolina	75 54
												157	H	Harvard	86 59
												159	H	Butler	87 77
												178	H	Penn St.	101 79
												219	H	Jacksonville	74 52
												246	H	UCF	108 63
LAST 12 Division I GAMES:															
130	H	SMU	83 56	3	A	Baylor	63 66	138	H	East Carolina	75 54				
246	H	UCF	108 63	74	A	Tulane	71 67	2	H	UConn	59 75				
138	A	East Carolina	61 59	178	H	Penn St.	101 79	157	H	Harvard	86 59				
25	N	Mississippi St.	58 68												
28	H	Oklahoma St.	68 46												
55	H	Chattanooga	61 33												

Non-Div I Games:

South Fla.

Average RPI Win:	271	WON-LOST	WINNING	LAST 10	STRENGTH OF	OPP. STRENGTH	TEAM	ADJ.	CONF.	ADJ CONF.
Average RPI Loss:	112	RECORD	PCT. RANK	GAMES	SCHEDULE	OF SCHEDULE	RPI	RPI	RPI	RPI
DIV. I ONLY	10- 7	124	0- 1	244	294	166	166	23	23	
DIV. I NON-CONF.	5- 6	180	0- 1	217	297	190	190	22	22	
TOTALS	RPI 1-25	RPI 26-50	W-L RECORDS	RPI 51-100	RPI 101-150	RPI 150+				
10- 7	0- 0	0- 1	OVERALL	0- 2	1- 2	9- 2				
4- 2	0- 0	0- 0	HOME	0- 0	1- 2	3- 0				
6- 3	0- 0	0- 1	AWAY	0- 1	0- 0	6- 1				
0- 2	0- 0	0- 0	NEUTRAL	0- 1	0- 0	0- 1				
5- 6	0- 0	0- 1	NON-CONFERENCE	0- 2	0- 2	5- 1				
1- 2	0- 0	0- 0	HOME	0- 0	0- 2	1- 0				
4- 2	0- 0	0- 1	AWAY	0- 1	0- 0	4- 0				
0- 2	0- 0	0- 0	NEUTRAL	0- 1	0- 0	0- 1				
5- 1	0- 0	0- 0	CONFERENCE	0- 0	1- 0	4- 1				
3- 0	0- 0	0- 0	HOME	0- 0	1- 0	2- 0				
2- 1	0- 0	0- 0	AWAY	0- 0	0- 0	2- 1				
0- 0	0- 0	0- 0	NEUTRAL	0- 0	0- 0	0- 0				

RPI S	Opponent	Score	RPI S	Opponent	Score	RPI S	Opponent	Score	RPI S	Opponent	Score	Team's RPI: 166
43	A Missouri	32 74	75	N UC Riverside	67 85	113	H Southern Ill.	72 87	121	H Belmont	81 74	
			88	A Saint Louis	52 67	123	H Central Ark.	54 63	168	N Idaho St.	64 65	
						175	A Eastern Ky.	55 56	203	H Tennessee St.	75 65	
						244	A Western Ill.	89 84	281	A Morehead St.	89 79	
						291	A Tennessee Tech	60 57	292	H UMKC	78 65	
						305	H Jacksonville St.	61 47	311	A Wichita St.	66 62	
						315	A Lipscomb	84 69	345	A Alabama A&M	69 58	
LAST 12 Division I GAMES:												
281	A Morehead St.	89 79	75	N UC Riverside	67 85							
203	H Tennessee St.	75 65	291	A Tennessee Tech	60 57							
121	H Belmont	81 74	305	H Jacksonville St.	61 47							
113	H Southern Ill.	72 87	175	A Eastern Ky.	55 56							
123	H Central Ark.	54 63	311	A Wichita St.	66 62							
315	A Lipscomb	84 69	43	A Missouri	32 74							

Non-Div I Games: Harris-Stowe 78 66 William Woods 94 58

Southeast Mo. St.

Loss, Non-Conf, S Site, H Home A Away N Neutral

Average RPI Win:	296	WON-LOST	WINNING	LAST 10	STRENGTH OF	OPP. STRENGTH	TEAM	ADJ.	CONF.	ADJ CONF.
Average RPI Loss:	165	RECORD	PCT. RANK	GAMES	SCHEDULE	OF SCHEDULE	RPI	RPI	RPI	RPI
DIV. I ONLY	3- 13	308	3- 7	223	266	304	304	26	26	
DIV. I NON-CONF.	1- 10	330	1- 6	58	269	254	254	25	25	
TOTALS	RPI 1-25	RPI 26-50	W-L RECORDS	RPI 51-100	RPI 101-150	RPI 150+				
3- 13	0- 1	0- 0	OVERALL	0- 2	0- 5	3- 5				
2- 5	0- 0	0- 0	HOME	0- 1	0- 1	2- 3				
1- 8	0- 1	0- 0	AWAY	0- 1	0- 4	1- 2				
0- 0	0- 0	0- 0	NEUTRAL	0- 0	0- 0	0- 0				
1- 10	0- 1	0- 0	NON-CONFERENCE	0- 2	0- 5	1- 2				
0- 4	0- 0	0- 0	HOME	0- 1	0- 1	0- 2				
1- 6	0- 1	0- 0	AWAY	0- 1	0- 4	1- 0				
0- 0	0- 0	0- 0	NEUTRAL	0- 0	0- 0	0- 0				
2- 3	0- 0	0- 0	CONFERENCE	0- 0	0- 0	2- 3				
2- 1	0- 0	0- 0	HOME	0- 0	0- 0	2- 1				
0- 2	0- 0	0- 0	AWAY	0- 0	0- 0	0- 2				
0- 0	0- 0	0- 0	NEUTRAL	0- 0	0- 0	0- 0				

RPI	S	Opponent	Score	RPI	S	Opponent	Score	RPI	S	Opponent	Score	RPI	S	Opponent	Score	Team's RPI: 304
25	A	Mississippi St.	41 81					59	H	Auburn	68 80	109	A	Georgia Tech	49 102	
								83	A	Wright St.	72 106	112	A	Texas Tech	51 113	
												134	A	Xavier	27 67	
												137	A	Arkansas	53 97	
												140	H	Troy	90 100	
												231	A	Houston Baptist	56 64	
												233	A	Sam Houston St.	56 80	
												256	H	Stephen F. Austin	65 56	
												270	H	La.-Monroe	84 88	
												293	H	Jackson St.	72 79	
												307	A	Florida A&M	62 57	
												320	H	Incarinate Word	66 70	
												326	H	Lamar	73 66	
LAST 12 Division I GAMES:																
256	H	Stephen F. Austin	65 56	320	H	Incarinate Word	66 70									
25	A	Mississippi St.	41 81	326	H	Lamar	73 66									
140	H	Troy	90 100	231	A	Houston Baptist	56 64									
293	H	Jackson St.	72 79	233	A	Sam Houston St.	56 80									
307	A	Florida A&M	62 57	134	A	Xavier	27 67									
270	H	La.-Monroe	84 88	83	A	Wright St.	72 106									

Non-Div I Games:

Southeastern La.

■ Loss,
 ■ Non-Conf,
 ■ S Site,
 ■ H Home
 ■ A Away
 N Neutral

Average RPI Win:	152	WON-LOST	WINNING	LAST 10	STRENGTH OF	OPP. STRENGTH	TEAM	ADJ.	CONF.	ADJ CONF.
Average RPI Loss:	22	RECORD	PCT. RANK	GAMES	SCHEDULE	OF SCHEDULE	RPI	RPI	RPI	RPI
DIV. I ONLY	13- 4	46	6- 4	18	94	17	17	1	1	
DIV. I NON-CONF.	11- 0	1	6- 0	75	274	7	7	1	1	
TOTALS	RPI 1-25	RPI 26-50	W-L RECORDS	RPI 51-100	RPI 101-150	RPI 150+				
13- 4	1- 3	2- 0	OVERALL	3- 1	2- 0	5- 0				
9- 1	1- 1	1- 0	HOME	2- 0	1- 0	4- 0				
1- 3	0- 2	0- 0	AWAY	1- 1	0- 0	0- 0				
3- 0	0- 0	1- 0	NEUTRAL	0- 0	1- 0	1- 0				
11- 0	0- 0	2- 0	NON-CONFERENCE	2- 0	2- 0	5- 0				
7- 0	0- 0	1- 0	HOME	1- 0	1- 0	4- 0				
1- 0	0- 0	0- 0	AWAY	1- 0	0- 0	0- 0				
3- 0	0- 0	1- 0	NEUTRAL	0- 0	1- 0	1- 0				
2- 4	1- 3	0- 0	CONFERENCE	1- 1	0- 0	0- 0				
2- 1	1- 1	0- 0	HOME	1- 0	0- 0	0- 0				
0- 3	0- 2	0- 0	AWAY	0- 1	0- 0	0- 0				
0- 0	0- 0	0- 0	NEUTRAL	0- 0	0- 0	0- 0				

RPI	S	Opponent	Score	RPI	S	Opponent	Score	RPI	S	Opponent	Score	RPI	S	Opponent	Score
9	A	UCLA	73 78	47	N	West Virginia	78 67	51	A	Washington St.	61 73	119	N	Iona	76 56
9	H	UCLA	71 68	49	H	Albany (NY)	68 67	72	A	Gonzaga	60 56	139	H	Long Beach St.	69 43
10	H	Oregon St.	49 57					73	H	Santa Clara	81 46	186	H	UNLV	73 42
16	A	Washington	60 69					99	H	Oregon	74 67	226	N	Grand Canyon	75 44
												307	H	Florida A&M	88 45
												319	H	UC Irvine	75 56
												329	H	Southern Utah	71 32
LAST 12 Division I GAMES:															
10	H	Oregon St.	49 57	16	A	Washington	60 69								
9	A	UCLA	73 78	51	A	Washington St.	61 73								
319	H	UC Irvine	75 56	9	H	UCLA	71 68								
49	H	Albany (NY)	68 67	99	H	Oregon	74 67								
307	H	Florida A&M	88 45	186	H	UNLV	73 42								
139	H	Long Beach St.	69 43	329	H	Southern Utah	71 32								

Non-Div I Games: Hope Int'l 92 43

Southern California

■ Loss,
 ■ Non-Conf,
 ■ S Site,
 ■ H Home
 ■ A Away
 N Neutral

Average RPI Win:	206	WON-LOST	WINNING	LAST 10	STRENGTH OF	OPP. STRENGTH	TEAM	ADJ.	CONF.	ADJ CONF.
Average RPI Loss:	117	RECORD	PCT. RANK	GAMES	SCHEDULE	OF SCHEDULE	RPI	RPI	RPI	RPI
DIV. I ONLY	11- 6	102	1- 0	153	206	113	113	21	21	
DIV. I NON-CONF.	7- 5	136	1- 0	117	238	122	122	18	18	
TOTALS	RPI 1-25	RPI 26-50	W-L RECORDS	RPI 51-100	RPI 101-150	RPI 150+				
11- 6	0- 0	0- 1	OVERALL	1- 1	2- 1	8- 3				
6- 3	0- 0	0- 0	HOME	0- 1	0- 0	6- 2				
5- 3	0- 0	0- 1	AWAY	1- 0	2- 1	2- 1				
0- 0	0- 0	0- 0	NEUTRAL	0- 0	0- 0	0- 0				
7- 5	0- 0	0- 1	NON-CONFERENCE	0- 1	1- 1	6- 2				
4- 2	0- 0	0- 0	HOME	0- 1	0- 0	4- 1				
3- 3	0- 0	0- 1	AWAY	0- 0	1- 1	2- 1				
0- 0	0- 0	0- 0	NEUTRAL	0- 0	0- 0	0- 0				
4- 1	0- 0	0- 0	CONFERENCE	1- 0	1- 0	2- 1				
2- 1	0- 0	0- 0	HOME	0- 0	0- 0	2- 1				
2- 0	0- 0	0- 0	AWAY	1- 0	1- 0	0- 0				
0- 0	0- 0	0- 0	NEUTRAL	0- 0	0- 0	0- 0				

RPI S	Opponent	Score	RPI S	Opponent	Score	RPI S	Opponent	Score	RPI S	Opponent	Score	Team's RPI: 113
32	A DePaul	61 105	87	H UT Martin	63 70	107	A Illinois	64 78	141	A UNI	65 60	
			96	A Drake	77 67	143	A Mercer	55 52	151	H Loyola Chicago	68 69	
						160	A Memphis	58 61	162	H SIUE	71 57	
						166	A Southeast Mo. St.	87 72	167	H Marshall	55 61	
						203	H Tennessee St.	79 70	217	H Siena	73 54	
						274	H Evansville	74 56	280	H Bradley	75 49	
						281	H Morehead St.	102 69	299	A Murray St.	70 57	
LAST 12 Division I GAMES:												
141	A UNI	65 60	203	H Tennessee St.	79 70							
96	A Drake	77 67	274	H Evansville	74 56							
167	H Marshall	55 61	151	H Loyola Chicago	68 69							
166	A Southeast Mo. St.	87 72	280	H Bradley	75 49							
143	A Mercer	55 52	107	A Illinois	64 78							
281	H Morehead St.	102 69	162	H SIUE	71 57							

Non-Div I Games:

Southern Ill.

Average RPI Win:	245	WON-LOST	WINNING	LAST 10	STRENGTH OF	OPP. STRENGTH	TEAM	ADJ.	CONF.	ADJ CONF.
Average RPI Loss:	76	RECORD	PCT. RANK	GAMES	SCHEDULE	OF SCHEDULE	RPI	RPI	RPI	RPI
DIV. I ONLY	9- 6	115	1- 1	174	137	131	131	11	11	
DIV. I NON-CONF.	6- 4	124	1- 1	134	181	119	119	10	10	
TOTALS	RPI 1-25	RPI 26-50	W-L RECORDS	RPI 51-100	RPI 101-150	RPI 150+				
9- 6	0- 2	0- 0	OVERALL	0- 2	1- 1	8- 1				
8- 0	0- 0	0- 0	HOME	0- 0	1- 0	7- 0				
1- 5	0- 2	0- 0	AWAY	0- 2	0- 0	1- 1				
0- 1	0- 0	0- 0	NEUTRAL	0- 0	0- 1	0- 0				
6- 4	0- 2	0- 0	NON-CONFERENCE	0- 1	0- 1	6- 0				
5- 0	0- 0	0- 0	HOME	0- 0	0- 0	5- 0				
1- 3	0- 2	0- 0	AWAY	0- 1	0- 0	1- 0				
0- 1	0- 0	0- 0	NEUTRAL	0- 0	0- 1	0- 0				
3- 2	0- 0	0- 0	CONFERENCE	0- 1	1- 0	2- 1				
3- 0	0- 0	0- 0	HOME	0- 0	1- 0	2- 0				
0- 2	0- 0	0- 0	AWAY	0- 1	0- 0	0- 1				
0- 0	0- 0	0- 0	NEUTRAL	0- 0	0- 0	0- 0				

RPI	S	Opponent	Score	RPI	S	Opponent	Score	RPI	S	Opponent	Score	RPI	S	Opponent	Score	Team's RPI: 131
3	A	Baylor	42 97					55	A	Chattanooga	48 53	104	N	North Carolina	62 69	
25	A	Mississippi St.	65 78					93	A	Charlotte	59 80	110	H	Fla. Atlantic	89 80	
												158	H	Samford	56 48	
												172	H	Ole Miss	57 38	
												176	A	Old Dominion	45 53	
												200	H	Louisiana Tech	69 59	
												266	H	South Ala.	71 51	
												291	A	Tennessee Tech	69 57	
												321	H	FIU	82 55	
												340	H	Alabama St.	65 44	
												343	H	Mississippi Val.	71 55	
LAST 12 Division I GAMES:																
176	A	Old Dominion	45 53	158	H	Samford	56 48	55	A	Chattanooga	48 53	321	H	FIU	82 55	
93	A	Charlotte	59 80	110	H	Fla. Atlantic	89 80	266	H	South Ala.	71 51	291	A	Tennessee Tech	69 57	
200	H	Louisiana Tech	69 59	25	A	Mississippi St.	65 78									
104	N	North Carolina	62 69	172	H	Ole Miss	57 38									

Non-Div I Games: William Carey 75 34

Southern Miss.

Southern U.

Through Games Of Jan. 17, 2016

Average RPI Win:	278	WON-LOST	WINNING	LAST 10	STRENGTH OF	OPP. STRENGTH	TEAM	ADJ.	CONF.	ADJ CONF.
Average RPI Loss:	84	RECORD	PCT. RANK	GAMES	SCHEDULE	OF SCHEDULE	RPI	RPI	RPI	RPI
DIV. I ONLY	5- 7	213	4- 5	108	221	136	136	31	31	
DIV. I NON-CONF.	1- 6	311	1- 5	9	28	157	157	30	30	
TOTALS	RPI 1-25	RPI 26-50	W-L RECORDS	RPI 51-100	RPI 101-150	RPI 150+				
5- 7	0- 1	0- 2	OVERALL	0- 3	0- 0	5- 1				
3- 0	0- 0	0- 0	HOME	0- 0	0- 0	3- 0				
2- 7	0- 1	0- 1	AWAY	0- 3	0- 0	2- 1				
0- 0	0- 0	0- 0	NEUTRAL	0- 0	0- 0	0- 0				
1- 6	0- 1	0- 2	NON-CONFERENCE	0- 3	0- 0	1- 0				
1- 0	0- 0	0- 0	HOME	0- 0	0- 0	1- 0				
0- 6	0- 1	0- 2	AWAY	0- 3	0- 0	0- 0				
0- 0	0- 0	0- 0	NEUTRAL	0- 0	0- 0	0- 0				
4- 1	0- 0	0- 0	CONFERENCE	0- 0	0- 0	4- 1				
2- 0	0- 0	0- 0	HOME	0- 0	0- 0	2- 0				
2- 1	0- 0	0- 0	AWAY	0- 0	0- 0	2- 1				
0- 0	0- 0	0- 0	NEUTRAL	0- 0	0- 0	0- 0				

RPI 1-25				RPI 26-50				RPI 51-100				RPI 101+ Team's RPI: 136			
RPI	S	Opponent	Score	RPI	S	Opponent	Score	RPI	S	Opponent	Score	RPI	S	Opponent	Score
19	A	Maryland	61 94	31	A	Texas A&M	47 88	74	A	Tulane	48 77	196	H	Grambling	80 68
				46	A	Kansas St.	47 59	78	A	Iowa St.	46 86	255	A	Texas Southern	45 59
								82	A	Nebraska	38 89	266	H	South Ala.	50 45
												293	H	Jackson St.	84 57
												296	A	Prairie View	65 55
												338	A	Ark.-Pine Bluff	78 61
LAST 12 Division I GAMES:															
255	A	Texas Southern	45 59	338	A	Ark.-Pine Bluff	78 61								
74	A	Tulane	48 77	293	H	Jackson St.	84 57								
19	A	Maryland	61 94	196	H	Grambling	80 68								
78	A	Iowa St.	46 86	296	A	Prairie View	65 55								
46	A	Kansas St.	47 59	266	H	South Ala.	50 45								
82	A	Nebraska	38 89	31	A	Texas A&M	47 88								

Non-Div I Games: Tougaloo 81 48 Spring Hill 65 46

Southern U.

Loss, Non-Conf, S Site, H Home A Away N Neutral

Southern Utah

Through Games Of Jan. 17, 2016

Average RPI Win:	322	WON-LOST	WINNING	LAST 10	STRENGTH OF	OPP. STRENGTH	TEAM	ADJ.	CONF.	ADJ CONF.
Average RPI Loss:	181	RECORD	PCT. RANK	GAMES	SCHEDULE	OF SCHEDULE	RPI	RPI	RPI	RPI
DIV. I ONLY	2- 13	325	0- 1	256	276	329	329	19	19	
DIV. I NON-CONF.	2- 8	290	0- 1	311	215	338	338	20	20	
TOTALS	RPI 1-25	RPI 26-50	W-L RECORDS	RPI 51-100	RPI 101-150	RPI 150+				
2- 13	0- 1	0- 0	OVERALL	0- 1	0- 3	2- 8				
2- 3	0- 0	0- 0	HOME	0- 0	0- 1	2- 2				
0- 9	0- 1	0- 0	AWAY	0- 1	0- 2	0- 5				
0- 1	0- 0	0- 0	NEUTRAL	0- 0	0- 0	0- 1				
2- 8	0- 1	0- 0	NON-CONFERENCE	0- 1	0- 2	2- 4				
2- 1	0- 0	0- 0	HOME	0- 0	0- 0	2- 1				
0- 6	0- 1	0- 0	AWAY	0- 1	0- 2	0- 2				
0- 1	0- 0	0- 0	NEUTRAL	0- 0	0- 0	0- 1				
0- 5	0- 0	0- 0	CONFERENCE	0- 0	0- 1	0- 4				
0- 2	0- 0	0- 0	HOME	0- 0	0- 1	0- 1				
0- 3	0- 0	0- 0	AWAY	0- 0	0- 0	0- 3				
0- 0	0- 0	0- 0	NEUTRAL	0- 0	0- 0	0- 0				

RPI 1-25				RPI 26-50				RPI 51-100				RPI 101+ Team's RPI: 329			
RPI	S	Opponent	Score	RPI	S	Opponent	Score	RPI	S	Opponent	Score	RPI	S	Opponent	Score
17	A	Southern California	32 71					84	A	TCU	47 76	114	A	New Mexico St.	60 74
												118	H	Idaho	51 62
												147	A	New Mexico	48 70
												186	A	UNLV	44 79
												189	A	Montana St.	59 86
												206	H	Eastern Wash.	82 85
												220	A	Montana	60 66
												222	A	Utah Valley	58 70
												252	A	Northern Ariz.	48 57
												279	N	N.C. A&T	65 78
												300	H	CSUN	67 65
												319	H	UC Irvine	58 63
												344	H	Air Force	75 56
LAST 12 Division I GAMES:															
220	A	Montana	60 66	279	N	N.C. A&T	65 78								
189	A	Montana St.	59 86	118	H	Idaho	51 62								
84	A	TCU	47 76	206	H	Eastern Wash.	82 85								
344	H	Air Force	75 56	252	A	Northern Ariz.	48 57								
17	A	Southern California	32 71	147	A	New Mexico	48 70								
300	H	CSUN	67 65	114	A	New Mexico St.	60 74								

Non-Div I Games:

Southern Utah

 Loss,
 Non-Conf,
 S Site,
 H Home
 A Away
N Neutral

Average RPI Win:	173	WON-LOST	WINNING	LAST 10	STRENGTH OF	OPP. STRENGTH	TEAM	ADJ.	CONF.	ADJ CONF.
Average RPI Loss:	69	RECORD	PCT. RANK	GAMES	SCHEDULE	OF SCHEDULE	RPI	RPI	RPI	RPI
DIV. I ONLY	16- 2	9	0- 1	158	78	39	39	9	9	
DIV. I NON-CONF.	11- 2	28	0- 1	125	73	28	28	8	8	
TOTALS	RPI 1-25	RPI 26-50	W-L RECORDS	RPI 51-100	RPI 101-150	RPI 150+				
16- 2	0- 0	0- 1	OVERALL	3- 0	2- 1	11- 0				
11- 0	0- 0	0- 0	HOME	2- 0	2- 0	7- 0				
5- 2	0- 0	0- 1	AWAY	1- 0	0- 1	4- 0				
0- 0	0- 0	0- 0	NEUTRAL	0- 0	0- 0	0- 0				
11- 2	0- 0	0- 1	NON-CONFERENCE	3- 0	2- 1	6- 0				
8- 0	0- 0	0- 0	HOME	2- 0	2- 0	4- 0				
3- 2	0- 0	0- 1	AWAY	1- 0	0- 1	2- 0				
0- 0	0- 0	0- 0	NEUTRAL	0- 0	0- 0	0- 0				
5- 0	0- 0	0- 0	CONFERENCE	0- 0	0- 0	5- 0				
3- 0	0- 0	0- 0	HOME	0- 0	0- 0	3- 0				
2- 0	0- 0	0- 0	AWAY	0- 0	0- 0	2- 0				
0- 0	0- 0	0- 0	NEUTRAL	0- 0	0- 0	0- 0				

RPI 1-25				RPI 26-50				Team's RPI: 39				RPI 51-100				RPI 101+			
RPI	S	Opponent	Score	RPI	S	Opponent	Score	RPI	S	Opponent	Score	RPI	S	Opponent	Score	RPI	S	Opponent	Score
				32	A	DePaul	54 77					76	H	James Madison	56 45	105	A	Drexel	46 58
												94	H	Buffalo	59 32	111	H	Toledo	74 63
												95	A	Stony Brook	73 68	126	H	Georgetown	69 54
																173	H	George Mason	70 55
																178	H	Penn St.	70 60
																180	H	Detroit	84 73
																183	A	Davidson	59 47
																185	A	Rhode Island	69 56
																188	A	Canisius	59 47
																191	H	Fordham	55 41
																217	H	Siena	57 40
																221	H	Massachusetts	66 41
																273	H	Niagara	67 55
																275	A	Colgate	62 38
LAST 12 Division I GAMES:																			
				191	H	Fordham	55 41					105	A	Drexel	46 58				
				185	A	Rhode Island	69 56					173	H	George Mason	70 55				
				188	A	Canisius	59 47					183	A	Davidson	59 47				
				273	H	Niagara	67 55					221	H	Massachusetts	66 41				
				275	A	Colgate	62 38					94	H	Buffalo	59 32				
				178	H	Penn St.	70 60					76	H	James Madison	56 45				

Non-Div I Games:

St. Bonaventure

Loss, Non-Conf, S Site, H Home A Away N Neutral

Average RPI Win:	305	WON-LOST	WINNING	LAST 10	STRENGTH OF	OPP. STRENGTH	TEAM	ADJ.	CONF.	ADJ CONF.
Average RPI Loss:	247	RECORD	PCT. RANK	GAMES	SCHEDULE	OF SCHEDULE	RPI	RPI	RPI	RPI
DIV. I ONLY	3- 13	308	2- 8	345	334	346	346	32	32	
DIV. I NON-CONF.	3- 8	258	2- 5	341	323	340	340	32	32	
TOTALS	RPI 1-25	RPI 26-50	W-L RECORDS	RPI 51-100	RPI 101-150	RPI 150+				
3- 13	0- 0	0- 0	OVERALL	0- 1	0- 2	3- 10				
1- 5	0- 0	0- 0	HOME	0- 1	0- 0	1- 4				
1- 7	0- 0	0- 0	AWAY	0- 0	0- 1	1- 6				
1- 1	0- 0	0- 0	NEUTRAL	0- 0	0- 1	1- 0				
3- 8	0- 0	0- 0	NON-CONFERENCE	0- 1	0- 2	3- 5				
1- 2	0- 0	0- 0	HOME	0- 1	0- 0	1- 1				
1- 5	0- 0	0- 0	AWAY	0- 0	0- 1	1- 4				
1- 1	0- 0	0- 0	NEUTRAL	0- 0	0- 1	1- 0				
0- 5	0- 0	0- 0	CONFERENCE	0- 0	0- 0	0- 5				
0- 3	0- 0	0- 0	HOME	0- 0	0- 0	0- 3				
0- 2	0- 0	0- 0	AWAY	0- 0	0- 0	0- 2				
0- 0	0- 0	0- 0	NEUTRAL	0- 0	0- 0	0- 0				

RPI 1-25				RPI 26-50				RPI 51-100				RPI 101+				Team's RPI: 346	
RPI	S	Opponent	Score	RPI	S	Opponent	Score	RPI	S	Opponent	Score	RPI	S	Opponent	Score		
								91	H	Army West Point	35	74	109	A	Georgia Tech	51	89
													126	N	Georgetown	52	74
													190	H	Robert Morris	53	62
													258	A	Manhattan	53	61
													265	H	Saint Francis (PA)	76	83
													272	H	Loyola Maryland	64	54
													277	H	Sacred Heart	51	68
													278	H	Rider	59	71
													297	A	Vermont	59	55
													302	A	Fairleigh Dickinson	61	65
													316	A	Monmouth	54	63
													318	A	Saint Peter's	40	44
													336	A	Mt. St. Mary's	56	66
													339	A	Lafayette	59	77
													347	N	Norfolk St.	59	55
LAST 12 Division I GAMES:																	
				302	A	Fairleigh Dickinson	61	65		277	H	Sacred Heart	51	68			
				347	N	Norfolk St.	59	55		265	H	Saint Francis (PA)	76	83			
				316	A	Monmouth	54	63		190	H	Robert Morris	53	62			
				272	H	Loyola Maryland	64	54		336	A	Mt. St. Mary's	56	66			
				258	A	Manhattan	53	61		339	A	Lafayette	59	77			
				91	H	Army West Point	35	74		126	N	Georgetown	52	74			

Non-Div I Games:

St. Francis Brooklyn

■ Loss,
 ■ Non-Conf,
 ■ S Site,
 ■ H Home
 ■ A Away
 N Neutral

Average RPI Win:	156	WON-LOST	WINNING	LAST 10	STRENGTH OF	OPP. STRENGTH	TEAM	ADJ.	CONF.	ADJ CONF.
Average RPI Loss:	34	RECORD	PCT. RANK	GAMES	SCHEDULE	OF SCHEDULE	RPI	RPI	RPI	RPI
DIV. I ONLY	14- 4	36	7- 3	118	18	44	44	6	6	
DIV. I NON-CONF.	9- 2	37	4- 1	160	37	32	32	6	6	
TOTALS	RPI 1-25	RPI 26-50	W-L RECORDS	RPI 51-100	RPI 101-150	RPI 150+				
14- 4	2- 1	1- 3	OVERALL	1- 0	3- 0	7- 0				
7- 1	1- 0	1- 1	HOME	1- 0	1- 0	3- 0				
7- 3	1- 1	0- 2	AWAY	0- 0	2- 0	4- 0				
0- 0	0- 0	0- 0	NEUTRAL	0- 0	0- 0	0- 0				
9- 2	2- 1	0- 1	NON-CONFERENCE	0- 0	1- 0	6- 0				
5- 0	1- 0	0- 0	HOME	0- 0	1- 0	3- 0				
4- 2	1- 1	0- 1	AWAY	0- 0	0- 0	3- 0				
0- 0	0- 0	0- 0	NEUTRAL	0- 0	0- 0	0- 0				
5- 2	0- 0	1- 2	CONFERENCE	1- 0	2- 0	1- 0				
2- 1	0- 0	1- 1	HOME	1- 0	0- 0	0- 0				
3- 1	0- 0	0- 1	AWAY	0- 0	2- 0	1- 0				
0- 0	0- 0	0- 0	NEUTRAL	0- 0	0- 0	0- 0				

RPI 1-25				RPI 26-50				Team's RPI: 44	RPI 51-100				RPI 101+			
RPI	S	Opponent	Score	RPI	S	Opponent	Score		RPI	S	Opponent	Score	RPI	S	Opponent	Score
9	A	UCLA	58 73	26	H	Seton Hall	71 69		89	H	Marquette	81 77	103	A	Creighton	66 55
20	A	Rutgers	69 62	32	H	DePaul	61 71						124	H	Yale	69 56
22	H	South Fla.	74 70	45	A	Duquesne	57 76						126	A	Georgetown	65 60
				50	A	Villanova	54 58						182	A	Kansas	86 71
LAST 12 Division I GAMES:																
				32	H	DePaul	61 71		50	A	Villanova	54 58				
				211	A	Providence	80 61		126	A	Georgetown	65 60				
				103	A	Creighton	66 55		26	H	Seton Hall	71 69				
				234	H	Fairfield	73 54		89	H	Marquette	81 77				
				45	A	Duquesne	57 76		124	H	Yale	69 56				
				246	A	UCF	70 42		182	A	Kansas	86 71				

Non-Div I Games:

St. John's (NY)

■ Loss,
 ■ Non-Conf, S Site,
 ■ Home
 ■ Away
 N Neutral

St. Mary's (CA)

Through Games Of Jan. 17, 2016

Average RPI Win:	156	WON-LOST	WINNING	LAST 10	STRENGTH OF	OPP. STRENGTH	TEAM	ADJ.	CONF.	ADJ CONF.
Average RPI Loss:	85	RECORD	PCT. RANK	GAMES	SCHEDULE	OF SCHEDULE	RPI	RPI	RPI	RPI
DIV. I ONLY	14- 4	36	8- 2	55	122	48	48	8	8	
DIV. I NON-CONF.	9- 2	37	4- 1	91	108	48	48	9	9	
TOTALS	RPI 1-25	RPI 26-50	W-L RECORDS	RPI 51-100	RPI 101-150	RPI 150+				
14- 4	0- 1	1- 1	OVERALL	4- 1	2- 0	7- 1				
6- 3	0- 0	0- 1	HOME	2- 1	0- 0	4- 1				
7- 1	0- 1	0- 0	AWAY	2- 0	2- 0	3- 0				
1- 0	0- 0	1- 0	NEUTRAL	0- 0	0- 0	0- 0				
9- 2	0- 0	1- 1	NON-CONFERENCE	3- 0	0- 0	5- 1				
4- 2	0- 0	0- 1	HOME	2- 0	0- 0	2- 1				
4- 0	0- 0	0- 0	AWAY	1- 0	0- 0	3- 0				
1- 0	0- 0	1- 0	NEUTRAL	0- 0	0- 0	0- 0				
5- 2	0- 1	0- 0	CONFERENCE	1- 1	2- 0	2- 0				
2- 1	0- 0	0- 0	HOME	0- 1	0- 0	2- 0				
3- 1	0- 1	0- 0	AWAY	1- 0	2- 0	0- 0				
0- 0	0- 0	0- 0	NEUTRAL	0- 0	0- 0	0- 0				

RPI 1-25				RPI 26-50				Team's RPI: 48				RPI 51-100				RPI 101+			
RPI	S	Opponent	Score	RPI	S	Opponent	Score	RPI	S	Opponent	Score	RPI	S	Opponent	Score	RPI	S	Opponent	Score
12	A	BYU	59 65	43	H	Missouri	78 95	51	H	Washington St.	75 71	128	A	San Francisco	78 68				
				50	N	Villanova	67 60	63	A	San Diego	73 68	135	A	Pacific	82 73				
								69	A	California	64 63	156	H	Cal Poly	87 83				
								73	H	Santa Clara	67 73	161	A	Northern Colo.	65 52				
								100	H	Fresno St.	83 81	210	H	UC Davis	71 78				
												214	A	Wyoming	70 64				
												228	H	San Jose St.	91 81				
												261	H	Loyola Marymount	72 57				
												268	H	Pepperdine	88 72				
												300	A	CSUN	93 59				
LAST 12 Division I GAMES:																			
12	A	BYU	59 65	135	A	Pacific	82 73												
73	H	Santa Clara	67 73	268	H	Pepperdine	88 72												
128	A	San Francisco	78 68	261	H	Loyola Marymount	72 57												
156	H	Cal Poly	87 83	63	A	San Diego	73 68												
51	H	Washington St.	75 71	69	A	California	64 63												
50	N	Villanova	67 60	210	H	UC Davis	71 78												

Non-Div I Games:

St. Mary's (CA)

■ Loss,
 ■ Non-Conf,
 ■ S Site,
 ■ H Home
 ■ A Away
 N Neutral

Average RPI Win: 96		WON-LOST	WINNING	LAST 10	STRENGTH OF	OPP. STRENGTH	TEAM	ADJ.	CONF.	ADJ CONF.
Average RPI Loss: 26		RECORD	PCT. RANK	GAMES	SCHEDULE	OF SCHEDULE	RPI	RPI	RPI	RPI
DIV. I ONLY		14- 4	36	8- 2	4	15	5	5	1	1
DIV. I NON-CONF.		10- 2	33	5- 1	4	23	3	3	1	1
TOTALS	RPI 1-25		RPI 26-50		W-L RECORDS	RPI 51-100	RPI 101-150		RPI 150+	
14- 4	2- 3		3- 0		OVERALL	4- 1	2- 0		3- 0	
7- 1	1- 0		2- 0		HOME	1- 1	1- 0		2- 0	
4- 3	0- 3		0- 0		AWAY	3- 0	0- 0		1- 0	
3- 0	1- 0		1- 0		NEUTRAL	0- 0	1- 0		0- 0	
10- 2	2- 1		2- 0		NON-CONFERENCE	2- 1	1- 0		3- 0	
5- 1	1- 0		1- 0		HOME	1- 1	0- 0		2- 0	
2- 1	0- 1		0- 0		AWAY	1- 0	0- 0		1- 0	
3- 0	1- 0		1- 0		NEUTRAL	0- 0	1- 0		0- 0	
4- 2	0- 2		1- 0		CONFERENCE	2- 0	1- 0		0- 0	
2- 0	0- 0		1- 0		HOME	0- 0	1- 0		0- 0	
2- 2	0- 2		0- 0		AWAY	2- 0	0- 0		0- 0	
0- 0	0- 0		0- 0		NEUTRAL	0- 0	0- 0		0- 0	

RPI 1-25				Team's RPI: 5		RPI 26-50				RPI 51-100				RPI 101+			
RPI	S	Opponent	Score	RPI	S	Opponent	Score	RPI	S	Opponent	Score	RPI	S	Opponent	Score		
8	A	Texas	69 77	29	H	George Washington	84 63	55	H	Chattanooga	73 30	108	N	Missouri St.	82 65		
10	A	Oregon St.	50 58	35	H	Utah	72 52	72	A	Gonzaga	65 48	149	H	Colorado	71 56		
11	A	Arizona St.	31 49	40	N	Dayton	74 66	73	H	Santa Clara	58 61	171	H	Cornell	93 38		
13	H	Tennessee	69 55					80	A	Arizona	59 34	210	A	UC Davis	74 45		
23	N	Purdue	71 65					99	A	Oregon	64 62	262	H	CSU Bakersfield	83 41		
LAST 12 Division I GAMES:																	
11	A	Arizona St.	31 49	10	A	Oregon St.	50 58										
80	A	Arizona	59 34	99	A	Oregon	64 62										
55	H	Chattanooga	73 30	149	H	Colorado	71 56										
262	H	CSU Bakersfield	83 41	35	H	Utah	72 52										
171	H	Cornell	93 38	8	A	Texas	69 77										
13	H	Tennessee	69 55	23	N	Purdue	71 65										

Non-Div I Games:

Stanford

■ Loss, ■ Non-Conf, S Site, H Home A Away N Neutral

Average RPI Win:	198	WON-LOST	WINNING	LAST 10	STRENGTH OF	OPP. STRENGTH	TEAM	ADJ.	CONF.	ADJ CONF.
Average RPI Loss:	173	RECORD	PCT. RANK	GAMES	SCHEDULE	OF SCHEDULE	RPI	RPI	RPI	RPI
DIV. I ONLY	4- 9	264	2- 7	160	285	256	256	26	26	
DIV. I NON-CONF.	3- 5	218	2- 4	194	270	229	229	25	25	
TOTALS	RPI 1-25	RPI 26-50	W-L RECORDS	RPI 51-100	RPI 101-150	RPI 150+				
4- 9	0- 1	0- 0	OVERALL	0- 1	1- 1	3- 6				
2- 3	0- 1	0- 0	HOME	0- 0	1- 1	1- 1				
0- 4	0- 0	0- 0	AWAY	0- 1	0- 0	0- 3				
2- 2	0- 0	0- 0	NEUTRAL	0- 0	0- 0	2- 2				
3- 5	0- 0	0- 0	NON-CONFERENCE	0- 1	0- 0	3- 4				
1- 1	0- 0	0- 0	HOME	0- 0	0- 0	1- 1				
0- 2	0- 0	0- 0	AWAY	0- 1	0- 0	0- 1				
2- 2	0- 0	0- 0	NEUTRAL	0- 0	0- 0	2- 2				
1- 4	0- 1	0- 0	CONFERENCE	0- 0	1- 1	0- 2				
1- 2	0- 1	0- 0	HOME	0- 0	1- 1	0- 0				
0- 2	0- 0	0- 0	AWAY	0- 0	0- 0	0- 2				
0- 0	0- 0	0- 0	NEUTRAL	0- 0	0- 0	0- 0				

RPI 1-25				RPI 26-50				RPI 51-100				RPI 101+ Team's RPI: 256			
RPI	S	Opponent	Score	RPI	S	Opponent	Score	RPI	S	Opponent	Score	RPI	S	Opponent	Score
18	H	Abilene Christian	70 85					84	A	TCU	55 88	115	H	McNeese St.	80 55
												123	H	Central Ark.	53 55
												152	N	IUPUI	55 62
												162	N	SIUE	82 74
												165	N	Weber St.	46 56
												169	H	Texas-Arlington	63 67
												200	A	Louisiana Tech	44 76
												245	H	Rice	59 45
												269	N	Indiana St.	71 62
												304	A	Southeastern La.	56 65
												342	A	New Orleans	57 58
LAST 12 Division I GAMES:															
115	H	McNeese St.	80 55	18	H	Abilene Christian	70 85	342	A	New Orleans	57 58	123	H	Central Ark.	53 55
245	H	Rice	59 45	84	A	TCU	55 88	304	A	Southeastern La.	56 65	269	N	Indiana St.	71 62
84	A	TCU	55 88	165	N	Weber St.	46 56	162	N	SIUE	82 74				
165	N	Weber St.	46 56	152	N	IUPUI	55 62								
152	N	IUPUI	55 62	169	H	Texas-Arlington	63 67								
169	H	Texas-Arlington	63 67												

Non-Div I Games: Texas-Tyler 91 69 Tex. A&M-Commerce 75 65 LSU-Shreveport 94 39

Stephen F. Austin

Average RPI Win:	270	WON-LOST	WINNING	LAST 10	STRENGTH OF	OPP. STRENGTH	TEAM	ADJ.	CONF.	ADJ CONF.
Average RPI Loss:	109	RECORD	PCT. RANK	GAMES	SCHEDULE	OF SCHEDULE	RPI	RPI	RPI	RPI
DIV. I ONLY	7- 6	152	6- 3	280	127	207	207	28	28	
DIV. I NON-CONF.	6- 5	147	5- 4	288	133	194	194	28	28	
TOTALS	RPI 1-25	RPI 26-50	W-L RECORDS	RPI 51-100	RPI 101-150	RPI 150+				
7- 6	0- 1	0- 1	OVERALL	0- 1	1- 1	6- 2				
4- 1	0- 0	0- 0	HOME	0- 0	1- 0	3- 1				
3- 3	0- 1	0- 1	AWAY	0- 1	0- 0	3- 0				
0- 2	0- 0	0- 0	NEUTRAL	0- 0	0- 1	0- 1				
6- 5	0- 1	0- 1	NON-CONFERENCE	0- 0	1- 1	5- 2				
3- 1	0- 0	0- 0	HOME	0- 0	1- 0	2- 1				
3- 2	0- 1	0- 1	AWAY	0- 0	0- 0	3- 0				
0- 2	0- 0	0- 0	NEUTRAL	0- 0	0- 1	0- 1				
1- 1	0- 0	0- 0	CONFERENCE	0- 1	0- 0	1- 0				
1- 0	0- 0	0- 0	HOME	0- 0	0- 0	1- 0				
0- 1	0- 0	0- 0	AWAY	0- 1	0- 0	0- 0				
0- 0	0- 0	0- 0	NEUTRAL	0- 0	0- 0	0- 0				

RPI 1-25				RPI 26-50				RPI 51-100				RPI 101+ Team's RPI: 207			
RPI	S	Opponent	Score	RPI	S	Opponent	Score	RPI	S	Opponent	Score	RPI	S	Opponent	Score
13	A	Tennessee	56 90	41	A	Georgia	55 76	53	A	FGCU	48 61	115	N	Minnesota	69 72
												145	H	Hampton	68 59
												177	N	Boise St.	65 71
												246	H	UCF	83 68
												248	A	UNCW	52 49
												257	H	Georgia St.	72 80
												260	A	Bethune-Cookman	62 38
												312	H	Ga. Southern	79 57
												337	H	NJIT	60 55
												341	A	Eastern Ill.	68 66
LAST 12 Division I GAMES:															
257	H	Georgia St.	72 80	337	H	NJIT	60 55								
312	H	Ga. Southern	79 57	53	A	FGCU	48 61								
248	A	UNCW	52 49	145	H	Hampton	68 59								
341	A	Eastern Ill.	68 66	13	A	Tennessee	56 90								
246	H	UCF	83 68	115	N	Minnesota	69 72								
177	N	Boise St.	65 71	260	A	Bethune-Cookman	62 38								

Non-Div I Games: Trinity Baptist 107 30 Armstrong St. 61 45 Flagler 84 47

Stetson

Average RPI Win:	232	WON-LOST	WINNING	LAST 10	STRENGTH OF	OPP. STRENGTH	TEAM	ADJ.	CONF.	ADJ CONF.
Average RPI Loss:	86	RECORD	PCT. RANK	GAMES	SCHEDULE	OF SCHEDULE	RPI	RPI	RPI	RPI
DIV. I ONLY	12- 5	74	8- 2	179	210	95	95	15	15	
DIV. I NON-CONF.	8- 5	118	5- 3	128	207	114	114	16	16	
TOTALS	RPI 1-25	RPI 26-50	W-L RECORDS	RPI 51-100	RPI 101-150	RPI 150+				
12- 5	0- 0	0- 2	OVERALL	0- 1	1- 1	11- 1				
6- 2	0- 0	0- 1	HOME	0- 0	1- 0	5- 1				
6- 3	0- 0	0- 1	AWAY	0- 1	0- 1	6- 0				
0- 0	0- 0	0- 0	NEUTRAL	0- 0	0- 0	0- 0				
8- 5	0- 0	0- 2	NON-CONFERENCE	0- 1	1- 1	7- 1				
4- 2	0- 0	0- 1	HOME	0- 0	1- 0	3- 1				
4- 3	0- 0	0- 1	AWAY	0- 1	0- 1	4- 0				
0- 0	0- 0	0- 0	NEUTRAL	0- 0	0- 0	0- 0				
4- 0	0- 0	0- 0	CONFERENCE	0- 0	0- 0	4- 0				
2- 0	0- 0	0- 0	HOME	0- 0	0- 0	2- 0				
2- 0	0- 0	0- 0	AWAY	0- 0	0- 0	2- 0				
0- 0	0- 0	0- 0	NEUTRAL	0- 0	0- 0	0- 0				

RPI S	Opponent	Score	RPI S	Opponent	Score	RPI S	Opponent	Score	RPI S	Opponent	Score
30	A Syracuse	49 64	39	H St. Bonaventure	68 73	64	A Hofstra	66 71	119	H Iona	58 53
									124	A Yale	57 62
									157	H Harvard	64 63
									171	A Cornell	58 49
									172	H Ole Miss	57 72
									187	A UMBC	69 60
									197	A Columbia	79 71
									225	H Binghamton	64 58
									230	H Morgan St.	46 42
									235	H New Hampshire	63 54
									298	A UMass Lowell	64 50
									310	H LIU Brooklyn	71 54
									318	A Saint Peter's	69 35
									333	A Wagner	73 62
LAST 12 Division I GAMES:											
157	H Harvard	64 63	235	H New Hampshire	63 54						
310	H LIU Brooklyn	71 54	187	A UMBC	69 60						
333	A Wagner	73 62	298	A UMass Lowell	64 50						
230	H Morgan St.	46 42	225	H Binghamton	64 58						
124	A Yale	57 62	171	A Cornell	58 49						
30	A Syracuse	49 64	39	H St. Bonaventure	68 73						

Non-Div I Games:

Stony Brook

Syracuse

Through Games Of Jan. 17, 2016

Average RPI Win:	152	WON-LOST	WINNING	LAST 10	STRENGTH OF	OPP. STRENGTH	TEAM	ADJ.	CONF.	ADJ CONF.
Average RPI Loss:	37	RECORD	PCT. RANK	GAMES	SCHEDULE	OF SCHEDULE	RPI	RPI	RPI	RPI
DIV. I ONLY	14- 4	36	8- 2	44	42	30	30	5	5	
DIV. I NON-CONF.	10- 3	62	6- 1	62	52	37	37	5	5	
TOTALS	RPI 1-25	RPI 26-50	W-L RECORDS	RPI 51-100	RPI 101-150	RPI 150+				
14- 4	1- 3	1- 0	OVERALL	2- 0	2- 1	8- 0				
10- 1	0- 1	1- 0	HOME	2- 0	2- 0	5- 0				
2- 3	0- 2	0- 0	AWAY	0- 0	0- 1	2- 0				
2- 0	1- 0	0- 0	NEUTRAL	0- 0	0- 0	1- 0				
10- 3	1- 3	0- 0	NON-CONFERENCE	1- 0	1- 0	7- 0				
7- 1	0- 1	0- 0	HOME	1- 0	1- 0	5- 0				
1- 2	0- 2	0- 0	AWAY	0- 0	0- 0	1- 0				
2- 0	1- 0	0- 0	NEUTRAL	0- 0	0- 0	1- 0				
4- 1	0- 0	1- 0	CONFERENCE	1- 0	1- 1	1- 0				
3- 0	0- 0	1- 0	HOME	1- 0	1- 0	0- 0				
1- 1	0- 0	0- 0	AWAY	0- 0	0- 1	1- 0				
0- 0	0- 0	0- 0	NEUTRAL	0- 0	0- 0	0- 0				

RPI S	Opponent	Score	RPI S	Opponent	Score	Team's RPI: 30	RPI S	Opponent	Score	RPI S	Opponent	Score
11	H Arizona St.	54 61	42	H Duke	86 50		66	H Virginia Tech	60 39	104	A North Carolina	73 77
13	A Tennessee	55 57					95	H Stony Brook	64 49	105	H Drexel	83 62
16	N Washington	66 62								150	H Pittsburgh	71 48
19	A Maryland	64 82								163	H UTRGV	91 32
										181	A Wake Forest	91 65
										185	A Rhode Island	57 54
										191	N Fordham	76 54
										192	H Coppin St.	88 56
										219	H Jacksonville	65 49
										230	H Morgan St.	90 61
										294	H Howard	97 48
LAST 12 Division I GAMES:												
42	H Duke	86 50	181	A Wake Forest	91 65							
163	H UTRGV	91 32	150	H Pittsburgh	71 48							
294	H Howard	97 48	66	H Virginia Tech	60 39							
105	H Drexel	83 62	104	A North Carolina	73 77							
219	H Jacksonville	65 49	192	H Coppin St.	88 56							
11	H Arizona St.	54 61	95	H Stony Brook	64 49							

Non-Div I Games:

Syracuse

■ Loss,
 ■ Non-Conf,
 ■ S Site,
 ■ Home
 ■ Away
 N Neutral

Average RPI Win:	208	WON-LOST	WINNING	LAST 10	STRENGTH OF	OPP. STRENGTH	TEAM	ADJ.	CONF.	ADJ CONF.
Average RPI Loss:	46	RECORD	PCT. RANK	GAMES	SCHEDULE	OF SCHEDULE	RPI	RPI	RPI	RPI
DIV. I ONLY	11- 6	102	6- 4	80	86	84	84	2	2	
DIV. I NON-CONF.	8- 3	78	4- 2	256	233	144	144	3	3	
TOTALS	RPI 1-25	RPI 26-50	W-L RECORDS	RPI 51-100	RPI 101-150	RPI 150+				
11- 6	0- 2	1- 3	OVERALL	0- 0	3- 0	7- 1				
9- 2	0- 1	1- 1	HOME	0- 0	1- 0	7- 0				
2- 4	0- 1	0- 2	AWAY	0- 0	2- 0	0- 1				
0- 0	0- 0	0- 0	NEUTRAL	0- 0	0- 0	0- 0				
8- 3	0- 1	0- 1	NON-CONFERENCE	0- 0	1- 0	7- 1				
7- 1	0- 1	0- 0	HOME	0- 0	0- 0	7- 0				
1- 2	0- 0	0- 1	AWAY	0- 0	1- 0	0- 1				
0- 0	0- 0	0- 0	NEUTRAL	0- 0	0- 0	0- 0				
3- 3	0- 1	1- 2	CONFERENCE	0- 0	2- 0	0- 0				
2- 1	0- 0	1- 1	HOME	0- 0	1- 0	0- 0				
1- 2	0- 1	0- 1	AWAY	0- 0	1- 0	0- 0				
0- 0	0- 0	0- 0	NEUTRAL	0- 0	0- 0	0- 0				

RPI 1-25				RPI 26-50				RPI 51-100				Team's RPI: 84	RPI 101+			
RPI	S	Opponent	Score	RPI	S	Opponent	Score	RPI	S	Opponent	Score		RPI	S	Opponent	Score
1	H	Notre Dame	72 88	31	A	Texas A&M	78 82						112	A	Texas Tech	78 69
3	A	Baylor	55 72	34	H	Oklahoma	65 78						112	H	Texas Tech	69 48
				46	A	Kansas St.	49 58						130	A	SMU	89 79
				46	H	Kansas St.	87 73						159	A	Butler	53 65
													163	H	UTRGV	71 67
													233	H	Sam Houston St.	85 59
													256	H	Stephen F. Austin	88 55
													270	H	La.-Monroe	80 42
													296	H	Prairie View	69 60
													329	H	Southern Utah	76 47
													342	H	New Orleans	85 36
LAST 12 Division I GAMES:																
46	H	Kansas St.	87 73	46	A	Kansas St.	49 58									
112	A	Texas Tech	78 69	112	H	Texas Tech	69 48									
329	H	Southern Utah	76 47	3	A	Baylor	55 72									
1	H	Notre Dame	72 88	34	H	Oklahoma	65 78									
256	H	Stephen F. Austin	88 55	159	A	Butler	53 65									
270	H	La.-Monroe	80 42	163	H	UTRGV	71 67									

Non-Div I Games:

TCU

Average RPI Win:	197	WON-LOST	WINNING	LAST 10	STRENGTH OF	OPP. STRENGTH	TEAM	ADJ.	CONF.	ADJ CONF.
Average RPI Loss:	66	RECORD	PCT. RANK	GAMES	SCHEDULE	OF SCHEDULE	RPI	RPI	RPI	RPI
DIV. I ONLY	11- 6	102	8- 2	157	39	85	85	7	7	
DIV. I NON-CONF.	6- 4	124	4- 1	115	55	99	99	7	7	
TOTALS	RPI 1-25	RPI 26-50	W-L RECORDS	RPI 51-100	RPI 101-150	RPI 150+				
11- 6	0- 3	2- 0	OVERALL	0- 1	0- 1	9- 1				
7- 1	0- 0	2- 0	HOME	0- 1	0- 0	5- 0				
4- 5	0- 1	0- 0	AWAY	0- 0	0- 0	4- 1				
0- 0	0- 0	0- 0	NEUTRAL	0- 0	0- 0	0- 0				
6- 4	0- 2	2- 0	NON-CONFERENCE	0- 1	0- 0	4- 1				
4- 1	0- 0	2- 0	HOME	0- 1	0- 0	2- 0				
2- 3	0- 2	0- 0	AWAY	0- 0	0- 0	2- 1				
0- 0	0- 0	0- 0	NEUTRAL	0- 0	0- 0	0- 0				
5- 2	0- 1	0- 0	CONFERENCE	0- 0	0- 1	5- 0				
3- 0	0- 0	0- 0	HOME	0- 0	0- 0	3- 0				
2- 2	0- 1	0- 0	AWAY	0- 0	0- 1	2- 0				
0- 0	0- 0	0- 0	NEUTRAL	0- 0	0- 0	0- 0				

RPI 1-25				RPI 26-50				RPI 51-100				Team's RPI: 85	RPI 101+			
RPI	S	Opponent	Score	RPI	S	Opponent	Score	RPI	S	Opponent	Score		RPI	S	Opponent	Score
2	A	UConn	49 104	38	H	Florida	97 91	68	H	Saint Joseph's	67 70		130	A	SMU	67 69
20	A	Rutgers	51 61	50	H	Villanova	61 55						154	A	Quinnipiac	56 58
24	A	Florida St.	47 75										160	H	Memphis	82 58
													191	A	Fordham	57 44
													193	H	Tulsa	66 46
													205	H	Cincinnati	74 51
													218	A	Houston	75 66
													246	A	UCF	71 63
													277	H	Sacred Heart	92 62
													283	A	La Salle	77 48
													309	H	Delaware St.	100 59
LAST 12 Division I GAMES:																
130	A	SMU	67 69	2	A	UConn	49 104									
218	A	Houston	75 66	246	A	UCF	71 63									
160	H	Memphis	82 58	205	H	Cincinnati	74 51									
309	H	Delaware St.	100 59	193	H	Tulsa	66 46									
191	A	Fordham	57 44	24	A	Florida St.	47 75									
277	H	Sacred Heart	92 62	50	H	Villanova	61 55									

Non-Div I Games:

Temple

Tennessee

Through Games Of Jan. 17, 2016

Average RPI Win:	112	WON-LOST	WINNING	LAST 10	STRENGTH OF	OPP. STRENGTH	TEAM	ADJ.	CONF.	ADJ CONF.
Average RPI Loss:	51	RECORD	PCT. RANK	GAMES	SCHEDULE	OF SCHEDULE	RPI	RPI	RPI	RPI
DIV. I ONLY	11- 5	84	6- 4	2	48	13	13	3	3	
DIV. I NON-CONF.	9- 3	69	5- 3	2	66	8	8	2	2	
TOTALS	RPI 1-25	RPI 26-50	W-L RECORDS	RPI 51-100	RPI 101-150	RPI 150+				
11- 5	1- 2	3- 1	OVERALL	2- 1	1- 1	4- 0				
8- 3	0- 1	2- 1	HOME	2- 1	1- 0	3- 0				
3- 2	1- 1	1- 0	AWAY	0- 0	0- 1	1- 0				
0- 0	0- 0	0- 0	NEUTRAL	0- 0	0- 0	0- 0				
9- 3	1- 2	2- 0	NON-CONFERENCE	1- 1	1- 0	4- 0				
7- 2	0- 1	2- 0	HOME	1- 1	1- 0	3- 0				
2- 1	1- 1	0- 0	AWAY	0- 0	0- 0	1- 0				
0- 0	0- 0	0- 0	NEUTRAL	0- 0	0- 0	0- 0				
2- 2	0- 0	1- 1	CONFERENCE	1- 0	0- 1	0- 0				
1- 1	0- 0	0- 1	HOME	1- 0	0- 0	0- 0				
1- 1	0- 0	1- 0	AWAY	0- 0	0- 1	0- 0				
0- 0	0- 0	0- 0	NEUTRAL	0- 0	0- 0	0- 0				

RPI	S	Opponent	Score	RPI	S	Opponent	Score	RPI	S	Opponent	Score	RPI	S	Opponent	Score
5	A	Stanford	55 69	30	H	Syracuse	57 55	55	H	Chattanooga	59 57	123	H	Central Ark.	102 47
8	H	Texas	53 64	38	H	Florida	66 74	59	H	Auburn	79 52	137	A	Arkansas	59 64
10	A	Oregon St.	53 50	43	A	Missouri	71 55	66	H	Virginia Tech	43 57	164	H	ETSU	85 49
				49	H	Albany (NY)	63 55					178	H	Penn St.	74 66
												207	H	Stetson	90 56
												311	A	Wichita St.	58 51
LAST 12 Division I GAMES:															
207	H	Stetson	90 56	137	A	Arkansas	59 64								
10	A	Oregon St.	53 50	59	H	Auburn	79 52								
5	A	Stanford	55 69	38	H	Florida	66 74								
311	A	Wichita St.	58 51	43	A	Missouri	71 55								
66	H	Virginia Tech	43 57	8	H	Texas	53 64								
164	H	ETSU	85 49	49	H	Albany (NY)	63 55								

Non-Div I Games:

Tennessee

■ Loss,
 ■ Non-Conf, S Site,
 ■ Home
 ■ Away
 N Neutral

Tennessee St.

Through Games Of Jan. 17, 2016

Average RPI Win:	281	WON-LOST	WINNING	LAST 10	STRENGTH OF	OPP. STRENGTH	TEAM	ADJ.	CONF.	ADJ CONF.
Average RPI Loss:	100	RECORD	PCT. RANK	GAMES	SCHEDULE	OF SCHEDULE	RPI	RPI	RPI	RPI
DIV. I ONLY	7- 9	203	5- 5	194	168	203	203	23	23	
DIV. I NON-CONF.	3- 8	258	1- 5	101	128	206	206	22	22	
TOTALS	RPI 1-25	RPI 26-50	W-L RECORDS	RPI 51-100	RPI 101-150	RPI 150+				
7- 9	0- 2	0- 0	OVERALL	0- 2	0- 3	7- 2				
5- 0	0- 0	0- 0	HOME	0- 0	0- 0	5- 0				
1- 7	0- 2	0- 0	AWAY	0- 2	0- 2	1- 1				
1- 2	0- 0	0- 0	NEUTRAL	0- 0	0- 1	1- 1				
3- 8	0- 2	0- 0	NON-CONFERENCE	0- 2	0- 3	3- 1				
2- 0	0- 0	0- 0	HOME	0- 0	0- 0	2- 0				
0- 6	0- 2	0- 0	AWAY	0- 2	0- 2	0- 0				
1- 2	0- 0	0- 0	NEUTRAL	0- 0	0- 1	1- 1				
4- 1	0- 0	0- 0	CONFERENCE	0- 0	0- 0	4- 1				
3- 0	0- 0	0- 0	HOME	0- 0	0- 0	3- 0				
1- 1	0- 0	0- 0	AWAY	0- 0	0- 0	1- 1				
0- 0	0- 0	0- 0	NEUTRAL	0- 0	0- 0	0- 0				

RPI 1-25				RPI 26-50				RPI 51-100				RPI 101+ Team's RPI: 203			
RPI	S	Opponent	Score	RPI	S	Opponent	Score	RPI	S	Opponent	Score	RPI	S	Opponent	Score
7	A	Kentucky	39 81					70	A	Indiana	56 88	107	A	Illinois	43 98
25	A	Mississippi St.	54 82					90	A	Youngstown St.	58 69	110	N	Fla. Atlantic	64 69
												113	A	Southern Ill.	70 79
												162	H	SIUE	73 61
												166	A	Southeast Mo. St.	65 75
												215	N	Utah St.	46 63
												253	H	Austin Peay	66 58
												255	H	Texas Southern	72 56
												299	H	Murray St.	69 58
												315	H	Lipscomb	77 65
												340	N	Alabama St.	74 64
												341	A	Eastern Ill.	62 53
LAST 12 Division I GAMES:															
166	A	Southeast Mo. St.	65 75	299	H	Murray St.	69 58								
90	A	Youngstown St.	58 69	253	H	Austin Peay	66 58								
7	A	Kentucky	39 81	162	H	SIUE	73 61								
110	N	Fla. Atlantic	64 69	341	A	Eastern Ill.	62 53								
215	N	Utah St.	46 63	25	A	Mississippi St.	54 82								
315	H	Lipscomb	77 65	255	H	Texas Southern	72 56								

Non-Div I Games: Lane 75 44 North Ala. 58 40

Tennessee St.

Loss, Non-Conf, S Site, H Home A Away N Neutral

Tennessee Tech

Through Games Of Jan. 17, 2016

Average RPI Win:	297	WON-LOST	WINNING	LAST 10	STRENGTH OF	OPP. STRENGTH	TEAM	ADJ.	CONF.	ADJ CONF.
Average RPI Loss:	143	RECORD	PCT. RANK	GAMES	SCHEDULE	OF SCHEDULE	RPI	RPI	RPI	RPI
DIV. I ONLY	5- 14	289	2- 8	237	187	291	291	23	23	
DIV. I NON-CONF.	4- 9	245	2- 4	141	178	243	243	22	22	
TOTALS	RPI 1-25	RPI 26-50	W-L RECORDS	RPI 51-100	RPI 101-150	RPI 150+				
5- 14	0- 1	0- 1	OVERALL	0- 3	0- 3	5- 6				
4- 7	0- 1	0- 0	HOME	0- 1	0- 2	4- 3				
1- 7	0- 0	0- 1	AWAY	0- 2	0- 1	1- 3				
0- 0	0- 0	0- 0	NEUTRAL	0- 0	0- 0	0- 0				
4- 9	0- 1	0- 1	NON-CONFERENCE	0- 2	0- 3	4- 2				
3- 5	0- 1	0- 0	HOME	0- 1	0- 2	3- 1				
1- 4	0- 0	0- 1	AWAY	0- 1	0- 1	1- 1				
0- 0	0- 0	0- 0	NEUTRAL	0- 0	0- 0	0- 0				
1- 5	0- 0	0- 0	CONFERENCE	0- 1	0- 0	1- 4				
1- 2	0- 0	0- 0	HOME	0- 0	0- 0	1- 2				
0- 3	0- 0	0- 0	AWAY	0- 1	0- 0	0- 2				
0- 0	0- 0	0- 0	NEUTRAL	0- 0	0- 0	0- 0				

RPI 1-25				RPI 26-50				RPI 51-100				RPI 101+ Team's RPI: 291			
RPI	S	Opponent	Score	RPI	S	Opponent	Score	RPI	S	Opponent	Score	RPI	S	Opponent	Score
15	H	Louisville	54 76	41	A	Georgia	48 81	65	H	Arkansas St.	55 77	131	H	Southern Miss.	57 69
								87	A	UT Martin	53 67	134	A	Xavier	47 64
								97	A	Middle Tenn.	53 69	143	H	Mercer	47 63
												162	H	SIUE	68 83
												166	H	Southeast Mo. St.	57 60
												179	A	Northern Ky.	62 88
												236	H	Clemson	53 71
												253	A	Austin Peay	75 91
												257	H	Georgia St.	72 65
												259	A	UNCG	73 64
												299	A	Murray St.	50 56
												311	H	Wichita St.	54 48
												315	H	Lipscomb	81 70
												341	H	Eastern Ill.	81 74
LAST 12 Division I GAMES:															
162	H	SIUE	68 83	166	H	Southeast Mo. St.	57 60								
341	H	Eastern Ill.	81 74	87	A	UT Martin	53 67								
41	A	Georgia	48 81	253	A	Austin Peay	75 91								
311	H	Wichita St.	54 48	299	A	Murray St.	50 56								
97	A	Middle Tenn.	53 69	236	H	Clemson	53 71								
15	H	Louisville	54 76	259	A	UNCG	73 64								

Non-Div I Games:

Tennessee Tech

■ Loss,
 ■ Non-Conf, S Site,
 ■ Home
 ■ Away
 N Neutral

Average RPI Win:	126	WON-LOST	WINNING	LAST 10	STRENGTH OF	OPP. STRENGTH	TEAM	ADJ.	CONF.	ADJ CONF.
Average RPI Loss:	3	RECORD	PCT. RANK	GAMES	SCHEDULE	OF SCHEDULE	RPI	RPI	RPI	RPI
DIV. I ONLY	16- 1	4	9- 1	49	6	8	8	2	2	
DIV. I NON-CONF.	11- 0	1	6- 0	167	5	12	12	3	3	
TOTALS	RPI 1-25	RPI 26-50	W-L RECORDS	RPI 51-100	RPI 101-150	RPI 150+				
16- 1	3- 1	2- 0	OVERALL	1- 0	4- 0	6- 0				
9- 1	2- 1	0- 0	HOME	1- 0	3- 0	3- 0				
6- 0	1- 0	2- 0	AWAY	0- 0	0- 0	3- 0				
1- 0	0- 0	0- 0	NEUTRAL	0- 0	1- 0	0- 0				
11- 0	3- 0	0- 0	NON-CONFERENCE	0- 0	3- 0	5- 0				
7- 0	2- 0	0- 0	HOME	0- 0	2- 0	3- 0				
3- 0	1- 0	0- 0	AWAY	0- 0	0- 0	2- 0				
1- 0	0- 0	0- 0	NEUTRAL	0- 0	1- 0	0- 0				
5- 1	0- 1	2- 0	CONFERENCE	1- 0	1- 0	1- 0				
2- 1	0- 1	0- 0	HOME	1- 0	1- 0	0- 0				
3- 0	0- 0	2- 0	AWAY	0- 0	0- 0	1- 0				
0- 0	0- 0	0- 0	NEUTRAL	0- 0	0- 0	0- 0				

RPI	S	Opponent	Score	RPI	S	Opponent	Score	RPI	S	Opponent	Score	RPI	S	Opponent	Score
3	H	Baylor	67 80	28	A	Oklahoma St.	78 48	78	H	Iowa St.	75 54	112	H	Texas Tech	86 62
5	H	Stanford	77 69	47	A	West Virginia	65 54					122	H	Northwestern St.	86 33
13	A	Tennessee	64 53									137	N	Arkansas	61 50
25	H	Mississippi St.	53 47									145	H	Hampton	79 52
												182	A	Kansas	75 38
												188	H	Canisius	92 62
												204	A	Little Rock	66 56
												233	H	Sam Houston St.	83 49
												245	A	Rice	70 47
												247	H	UTSA	90 53
LAST 12 Division I GAMES:															
112	H	Texas Tech	86 62	3	H	Baylor	67 80								
47	A	West Virginia	65 54	182	A	Kansas	75 38								
233	H	Sam Houston St.	83 49	28	A	Oklahoma St.	78 48								
137	N	Arkansas	61 50	78	H	Iowa St.	75 54								
188	H	Canisius	92 62	204	A	Little Rock	66 56								
5	H	Stanford	77 69	25	H	Mississippi St.	53 47								

Non-Div I Games:

Texas

Average RPI Win:	124	WON-LOST	WINNING	LAST 10	STRENGTH OF	OPP. STRENGTH	TEAM	ADJ.	CONF.	ADJ CONF.
Average RPI Loss:	38	RECORD	PCT. RANK	GAMES	SCHEDULE	OF SCHEDULE	RPI	RPI	RPI	RPI
DIV. I ONLY	13- 5	61	7- 3	29	7	31	31	3	3	
DIV. I NON-CONF.	10- 3	62	5- 2	35	7	27	27	2	2	
TOTALS	RPI 1-25	RPI 26-50	W-L RECORDS	RPI 51-100	RPI 101-150	RPI 150+				
13- 5	0- 3	3- 1	OVERALL	2- 0	4- 1	4- 0				
8- 1	0- 0	1- 1	HOME	1- 0	2- 0	4- 0				
2- 2	0- 0	1- 0	AWAY	0- 0	1- 0	0- 0				
3- 2	0- 2	1- 0	NEUTRAL	1- 0	1- 0	0- 0				
10- 3	0- 2	2- 1	NON-CONFERENCE	2- 0	3- 0	3- 0				
6- 1	0- 0	0- 1	HOME	1- 0	2- 0	3- 0				
1- 0	0- 0	1- 0	AWAY	0- 0	0- 0	0- 0				
3- 2	0- 2	1- 0	NEUTRAL	1- 0	1- 0	0- 0				
3- 2	0- 1	1- 0	CONFERENCE	0- 0	1- 1	1- 0				
2- 0	0- 0	1- 0	HOME	0- 0	0- 0	1- 0				
1- 2	0- 1	0- 0	AWAY	0- 0	1- 1	0- 0				
0- 0	0- 0	0- 0	NEUTRAL	0- 0	0- 0	0- 0				

RPI 1-25				RPI 26-50				Team's RPI: 31	RPI 51-100				RPI 101+			
RPI	S	Opponent	Score	RPI	S	Opponent	Score		RPI	S	Opponent	Score	RPI	S	Opponent	Score
4	A	South Carolina	58 59	32	H	DePaul	66 80		69	N	California	75 58	125	N	Hawaii	82 41
6	N	Ohio St.	80 95	34	N	Oklahoma	74 68		84	H	TCU	82 78	127	A	LSU	53 35
12	N	BYU	64 72	41	H	Georgia	73 62						130	H	SMU	67 55
				42	A	Duke	72 66						136	H	Southern U.	88 47
													137	A	Arkansas	61 67
													155	H	Texas St.	87 50
													172	H	Ole Miss	81 58
													204	H	Little Rock	69 39
													296	H	Prairie View	88 30
LAST 12 Division I GAMES:																
41	H	Georgia	73 62	4	A	South Carolina	58 59									
296	H	Prairie View	88 30	172	H	Ole Miss	81 58									
204	H	Little Rock	69 39	127	A	LSU	53 35									
34	N	Oklahoma	74 68	137	A	Arkansas	61 67									
32	H	DePaul	66 80	12	N	BYU	64 72									
130	H	SMU	67 55	125	N	Hawaii	82 41									

Non-Div I Games:

Texas A&M

Average RPI Win:	270	WON-LOST	WINNING	LAST 10	STRENGTH OF	OPP. STRENGTH	TEAM	ADJ.	CONF.	ADJ CONF.
Average RPI Loss:	167	RECORD	PCT. RANK	GAMES	SCHEDULE	OF SCHEDULE	RPI	RPI	RPI	RPI
DIV. I ONLY	8- 6	131	7- 3	347	150	255	255	31	31	
DIV. I NON-CONF.	4- 6	201	4- 4	347	69	305	305	30	30	
TOTALS	RPI 1-25	RPI 26-50	W-L RECORDS	RPI 51-100	RPI 101-150	RPI 150+				
8- 6	0- 0	0- 1	OVERALL	0- 0	1- 1	7- 4				
4- 2	0- 0	0- 0	HOME	0- 0	1- 0	3- 2				
3- 4	0- 0	0- 1	AWAY	0- 0	0- 1	3- 2				
1- 0	0- 0	0- 0	NEUTRAL	0- 0	0- 0	1- 0				
4- 6	0- 0	0- 1	NON-CONFERENCE	0- 0	0- 1	4- 4				
1- 2	0- 0	0- 0	HOME	0- 0	0- 0	1- 2				
2- 4	0- 0	0- 1	AWAY	0- 0	0- 1	2- 2				
1- 0	0- 0	0- 0	NEUTRAL	0- 0	0- 0	1- 0				
4- 0	0- 0	0- 0	CONFERENCE	0- 0	1- 0	3- 0				
3- 0	0- 0	0- 0	HOME	0- 0	1- 0	2- 0				
1- 0	0- 0	0- 0	AWAY	0- 0	0- 0	1- 0				
0- 0	0- 0	0- 0	NEUTRAL	0- 0	0- 0	0- 0				

RPI 1-25			RPI 26-50			RPI 51-100			RPI 101+			Team's RPI: 255
RPI	S	Opponent	Score	RPI	S	Opponent	Score	RPI	S	Opponent	Score	
				28	A	Oklahoma St.	52 87					
								127	A	LSU	36 86	
								136	H	Southern U.	59 45	
								182	A	Kansas	65 72	
								203	A	Tennessee St.	56 72	
								231	H	Houston Baptist	65 77	
								233	H	Sam Houston St.	51 53	
								245	A	Rice	69 66	
								247	A	UTSA	59 44	
								293	A	Jackson St.	62 36	
								295	H	Alcorn	68 39	
								296	H	Prairie View	72 65	
								315	N	Lipscomb	66 62	
								332	H	A&M-Corpus Christi	51 43	
LAST 12 Division I GAMES:												
247	A	UTSA	59 44	293	A	Jackson St.	62 36					
245	A	Rice	69 66	296	H	Prairie View	72 65					
332	H	A&M-Corpus Christi	51 43	295	H	Alcorn	68 39					
233	H	Sam Houston St.	51 53	136	H	Southern U.	59 45					
231	H	Houston Baptist	65 77	315	N	Lipscomb	66 62					
127	A	LSU	36 86	203	A	Tennessee St.	56 72					

Non-Div I Games:

Texas Southern

Average RPI Win:	243	WON-LOST	WINNING	LAST 10	STRENGTH OF	OPP. STRENGTH	TEAM	ADJ.	CONF.	ADJ CONF.
Average RPI Loss:	99	RECORD	PCT. RANK	GAMES	SCHEDULE	OF SCHEDULE	RPI	RPI	RPI	RPI
DIV. I ONLY	6- 7	195	5- 4	145	130	155	155	16	16	
DIV. I NON-CONF.	3- 5	218	2- 4	46	36	138	138	15	15	
TOTALS	RPI 1-25	RPI 26-50	W-L RECORDS	RPI 51-100	RPI 101-150	RPI 150+				
6- 7	0- 0	0- 3	OVERALL	0- 1	1- 2	5- 1				
4- 0	0- 0	0- 0	HOME	0- 0	1- 0	3- 0				
2- 4	0- 0	0- 2	AWAY	0- 0	0- 1	2- 1				
0- 3	0- 0	0- 1	NEUTRAL	0- 1	0- 1	0- 0				
3- 5	0- 0	0- 3	NON-CONFERENCE	0- 1	1- 1	2- 0				
2- 0	0- 0	0- 0	HOME	0- 0	1- 0	1- 0				
1- 2	0- 0	0- 2	AWAY	0- 0	0- 0	1- 0				
0- 3	0- 0	0- 1	NEUTRAL	0- 1	0- 1	0- 0				
3- 2	0- 0	0- 0	CONFERENCE	0- 0	0- 1	3- 1				
2- 0	0- 0	0- 0	HOME	0- 0	0- 0	2- 0				
1- 2	0- 0	0- 0	AWAY	0- 0	0- 1	1- 1				
0- 0	0- 0	0- 0	NEUTRAL	0- 0	0- 0	0- 0				

RPI 1-25				RPI 26-50				RPI 51-100				RPI 101+ Team's RPI: 155			
RPI	S	Opponent	Score	RPI	S	Opponent	Score	RPI	S	Opponent	Score	RPI	S	Opponent	Score
				31	A	Texas A&M	50 87	78	N	Iowa St.	61 83	118	N	Idaho	55 75
				42	N	Duke	34 85					140	A	Troy	79 112
				43	A	Missouri	56 82					143	H	North Texas	64 62
												231	A	Houston Baptist	71 66
												239	A	Appalachian St.	71 90
												247	H	UTSA	72 64
												257	H	Georgia St.	80 71
												266	A	South Ala.	73 71
												312	H	Ga. Southern	61 56
LAST 12 Division I GAMES:															
				312	H	Ga. Southern	61 56	140	A	Troy	79 112				
				43	A	Missouri	56 82	266	A	South Ala.	73 71				
				231	A	Houston Baptist	71 66	239	A	Appalachian St.	71 90				
				247	H	UTSA	72 64	257	H	Georgia St.	80 71				
				42	N	Duke	34 85	78	N	Iowa St.	61 83				
				118	N	Idaho	55 75	143	H	North Texas	64 62				

Non-Div I Games: Tex. A&M-Commerce 80 60 St. Edward's 52 44

Texas St.

■ Loss,
 ■ Non-Conf,
 ■ S Site,
 ■ Home
 ■ A Away
 N Neutral

Average RPI Win:	200	WON-LOST	WINNING	LAST 10	STRENGTH OF	OPP. STRENGTH	TEAM	ADJ.	CONF.	ADJ CONF.
Average RPI Loss:	49	RECORD	PCT. RANK	GAMES	SCHEDULE	OF SCHEDULE	RPI	RPI	RPI	RPI
DIV. I ONLY	10- 7	124	4- 6	75	77	112	112	2	2	
DIV. I NON-CONF.	9- 2	37	5- 1	239	150	102	102	3	3	
TOTALS	RPI 1-25	RPI 26-50	W-L RECORDS	RPI 51-100	RPI 101-150	RPI 150+				
10- 7	1- 2	0- 2	OVERALL	1- 3	1- 0	7- 0				
9- 2	1- 0	0- 1	HOME	1- 1	1- 0	6- 0				
0- 4	0- 0	0- 0	AWAY	0- 0	0- 0	0- 0				
1- 1	0- 1	0- 0	NEUTRAL	0- 0	0- 0	1- 0				
9- 2	1- 1	0- 0	NON-CONFERENCE	0- 1	1- 0	7- 0				
8- 0	1- 0	0- 0	HOME	0- 0	1- 0	6- 0				
0- 1	0- 0	0- 0	AWAY	0- 1	0- 0	0- 0				
1- 1	0- 1	0- 0	NEUTRAL	0- 0	0- 0	1- 0				
1- 5	0- 1	0- 2	CONFERENCE	1- 2	0- 0	0- 0				
1- 2	0- 0	0- 1	HOME	1- 1	0- 0	0- 0				
0- 3	0- 1	0- 1	AWAY	0- 1	0- 0	0- 0				
0- 0	0- 0	0- 0	NEUTRAL	0- 0	0- 0	0- 0				

RPI 1-25				RPI 26-50				RPI 51-100				RPI 101+ Team's RPI: 112			
RPI	S	Opponent	Score	RPI	S	Opponent	Score	RPI	S	Opponent	Score	RPI	S	Opponent	Score
8	A	Texas	62 86	28	H	Oklahoma St.	46 69	73	A	Santa Clara	70 75	118	H	Idaho	78 62
16	N	Washington	73 77	47	A	West Virginia	57 79	78	H	Iowa St.	69 66	168	H	Idaho St.	79 64
18	H	Abilene Christian	71 65					84	A	TCU	48 69	191	N	Fordham	62 48
								84	H	TCU	69 78	196	H	Grambling	70 55
												273	H	Niagara	79 45
												304	H	Southeastern La.	113 51
												320	H	Incarnate Word	70 55
												338	H	Ark.-Pine Bluff	84 40
LAST 12 Division I GAMES:															
8	A	Texas	62 86	78	H	Iowa St.	69 66								
84	H	TCU	69 78	84	A	TCU	48 69								
338	H	Ark.-Pine Bluff	84 40	47	A	West Virginia	57 79								
196	H	Grambling	70 55	28	H	Oklahoma St.	46 69								
320	H	Incarnate Word	70 55	118	H	Idaho	78 62								
73	A	Santa Clara	70 75	18	H	Abilene Christian	71 65								

Non-Div I Games:

Texas Tech

 Loss,
 Non-Conf,
 S Site,
 H Home
 A Away
N Neutral

Texas-Arlington

Through Games Of Jan. 17, 2016

Average RPI Win:	251	WON-LOST	WINNING	LAST 10	STRENGTH OF	OPP. STRENGTH	TEAM	ADJ.	CONF.	ADJ CONF.
Average RPI Loss:	114	RECORD	PCT. RANK	GAMES	SCHEDULE	OF SCHEDULE	RPI	RPI	RPI	RPI
DIV. I ONLY	6- 8	210	5- 5	131	173	169	169	16	16	
DIV. I NON-CONF.	4- 5	193	3- 3	39	98	110	110	15	15	
TOTALS	RPI 1-25	RPI 26-50	W-L RECORDS	RPI 51-100	RPI 101-150	RPI 150+				
6- 8	0- 1	0- 2	OVERALL	0- 1	0- 2	6- 2				
2- 4	0- 0	0- 1	HOME	0- 1	0- 1	2- 1				
4- 4	0- 1	0- 1	AWAY	0- 0	0- 1	4- 1				
0- 0	0- 0	0- 0	NEUTRAL	0- 0	0- 0	0- 0				
4- 5	0- 1	0- 2	NON-CONFERENCE	0- 1	0- 1	4- 0				
1- 3	0- 0	0- 1	HOME	0- 1	0- 1	1- 0				
3- 2	0- 1	0- 1	AWAY	0- 0	0- 0	3- 0				
0- 0	0- 0	0- 0	NEUTRAL	0- 0	0- 0	0- 0				
2- 3	0- 0	0- 0	CONFERENCE	0- 0	0- 1	2- 2				
1- 1	0- 0	0- 0	HOME	0- 0	0- 0	1- 1				
1- 2	0- 0	0- 0	AWAY	0- 0	0- 1	1- 1				
0- 0	0- 0	0- 0	NEUTRAL	0- 0	0- 0	0- 0				

RPI 1-25				RPI 26-50				RPI 51-100				RPI 101+ Team's RPI: 169			
RPI	S	Opponent	Score	RPI	S	Opponent	Score	RPI	S	Opponent	Score	RPI	S	Opponent	Score
3	A	Baylor	20 62	26	H	Seton Hall	54 61	58	H	Western Ky.	64 73	115	H	McNeese St.	57 63
				46	A	Kansas St.	41 61					140	A	Troy	71 88
												219	H	Jacksonville	56 54
												231	A	Houston Baptist	64 40
												239	A	Appalachian St.	76 45
												247	A	UTSA	51 47
												256	A	Stephen F. Austin	67 63
												257	H	Georgia St.	63 68
												266	A	South Ala.	55 59
												312	H	Ga. Southern	70 31
LAST 12 Division I GAMES:															
257	H	Georgia St.	63 68	266	A	South Ala.	55 59								
247	A	UTSA	51 47	140	A	Troy	71 88								
231	A	Houston Baptist	64 40	239	A	Appalachian St.	76 45								
58	H	Western Ky.	64 73	312	H	Ga. Southern	70 31								
46	A	Kansas St.	41 61	26	H	Seton Hall	54 61								
256	A	Stephen F. Austin	67 63	115	H	McNeese St.	57 63								

Non-Div I Games: Missouri Valley 96 30

Texas-Arlington

■ Loss,
 ■ Non-Conf, S Site,
 ■ Home
 ■ Away
 N Neutral

Average RPI Win: 226		WON-LOST	WINNING	LAST 10	STRENGTH OF	OPP. STRENGTH	TEAM	ADJ.	CONF.	ADJ CONF.
Average RPI Loss: 60		RECORD	PCT. RANK	GAMES	SCHEDULE	OF SCHEDULE	RPI	RPI	RPI	RPI
DIV. I ONLY		9- 7	135	9- 1	79	142	111	111	10	10
DIV. I NON-CONF.		5- 6	180	5- 2	50	91	131	131	11	11
TOTALS	RPI 1-25		RPI 26-50		W-L RECORDS	RPI 51-100	RPI 101-150		RPI 150+	
9- 7	0- 1		0- 3		OVERALL	1- 2	1- 0		7- 1	
5- 2	0- 0		0- 1		HOME	0- 1	1- 0		4- 0	
2- 3	0- 0		0- 0		AWAY	0- 0	0- 0		2- 0	
2- 2	0- 0		0- 1		NEUTRAL	1- 0	0- 0		1- 1	
5- 6	0- 1		0- 3		NON-CONFERENCE	1- 1	0- 0		4- 1	
2- 2	0- 0		0- 1		HOME	0- 1	0- 0		2- 0	
1- 2	0- 1		0- 1		AWAY	0- 0	0- 0		1- 0	
2- 2	0- 0		0- 1		NEUTRAL	1- 0	0- 0		1- 1	
4- 1	0- 0		0- 0		CONFERENCE	0- 1	1- 0		3- 0	
3- 0	0- 0		0- 0		HOME	0- 0	1- 0		2- 0	
1- 1	0- 0		0- 0		AWAY	0- 1	0- 0		1- 0	
0- 0	0- 0		0- 0		NEUTRAL	0- 0	0- 0		0- 0	

RPI 1-25				RPI 26-50				RPI 51-100				RPI 101+				Team's RPI: 111	
RPI	S	Opponent	Score	RPI	S	Opponent	Score	RPI	S	Opponent	Score	RPI	S	Opponent	Score		
1	A	Notre Dame	39 74	39	A	St. Bonaventure	63 74	56	A	Ball St.	69 75	102	H	Western Mich.	80 73		
				40	H	Dayton	57 83	80	H	Arizona	59 62	157	N	Harvard	70 76		
				49	N	Albany (NY)	55 63	98	N	VCU	80 61	197	N	Columbia	88 75		
												212	A	Ill.-Chicago	60 51		
												237	H	Northern Ill.	66 59		
												242	A	Miami (OH)	55 50		
												284	H	Cleveland St.	66 53		
												322	H	Kent St.	73 67		
												338	H	Ark.-Pine Bluff	74 47		
LAST 12 Division I GAMES:																	
				56	A	Ball St.	69 75	237	H	Northern Ill.	66 59						
				338	H	Ark.-Pine Bluff	74 47	242	A	Miami (OH)	55 50						
				212	A	Ill.-Chicago	60 51	102	H	Western Mich.	80 73						
				284	H	Cleveland St.	66 53	322	H	Kent St.	73 67						
				98	N	VCU	80 61	40	H	Dayton	57 83						
				197	N	Columbia	88 75	39	A	St. Bonaventure	63 74						

Non-Div I Games:

Toledo

Loss, Non-Conf, S Site, H Home A Away N Neutral

**T
O
W
S
O
n**

T
O
W
S
O
N

Towson

Page 294

Average RPI Win:	259	WON-LOST	WINNING	LAST 10	STRENGTH OF	OPP. STRENGTH	TEAM	ADJ.	CONF.	ADJ CONF.
Average RPI Loss:	109	RECORD	PCT. RANK	GAMES	SCHEDULE	OF SCHEDULE	RPI	RPI	RPI	RPI
DIV. I ONLY	8- 5	110	7- 3	235	281	140	140	16	16	
DIV. I NON-CONF.	3- 4	197	3- 3	260	330	192	192	15	15	
TOTALS	RPI 1-25	RPI 26-50	W-L RECORDS	RPI 51-100	RPI 101-150	RPI 150+				
8- 5	0- 0	0- 0	OVERALL	0- 2	0- 2	8- 1				
4- 1	0- 0	0- 0	HOME	0- 1	0- 0	4- 0				
4- 4	0- 0	0- 0	AWAY	0- 1	0- 2	4- 1				
0- 0	0- 0	0- 0	NEUTRAL	0- 0	0- 0	0- 0				
3- 4	0- 0	0- 0	NON-CONFERENCE	0- 1	0- 2	3- 1				
1- 0	0- 0	0- 0	HOME	0- 0	0- 0	1- 0				
2- 4	0- 0	0- 0	AWAY	0- 1	0- 2	2- 1				
0- 0	0- 0	0- 0	NEUTRAL	0- 0	0- 0	0- 0				
5- 1	0- 0	0- 0	CONFERENCE	0- 1	0- 0	5- 0				
3- 1	0- 0	0- 0	HOME	0- 1	0- 0	3- 0				
2- 0	0- 0	0- 0	AWAY	0- 0	0- 0	2- 0				
0- 0	0- 0	0- 0	NEUTRAL	0- 0	0- 0	0- 0				

RPI 1-25				RPI 26-50				RPI 51-100				RPI 101+ Team's RPI: 140			
RPI	S	Opponent	Score	RPI	S	Opponent	Score	RPI	S	Opponent	Score	RPI	S	Opponent	Score
								54	A	Vanderbilt	43 97	121	A	Belmont	93 102
								65	H	Arkansas St.	81 101	146	A	UAB	67 89
												155	H	Texas St.	112 79
												158	A	Samford	69 73
												169	H	Texas-Arlington	88 71
												204	H	Little Rock	78 71
												257	A	Georgia St.	97 90
												304	A	Southeastern La.	100 90
												312	A	Ga. Southern	81 66
												327	H	Nicholls St.	104 51
												340	A	Alabama St.	73 59
LAST 12 Division I GAMES:															
				204	H	Little Rock	78 71					155	H	Texas St.	112 79
				65	H	Arkansas St.	81 101					169	H	Texas-Arlington	88 71
				304	A	Southeastern La.	100 90					312	A	Ga. Southern	81 66
				146	A	UAB	67 89					257	A	Georgia St.	97 90
				340	A	Alabama St.	73 59					327	H	Nicholls St.	104 51
				54	A	Vanderbilt	43 97					121	A	Belmont	93 102

Non-Div I Games: West Ala. 103 72 Fort Valley St. 118 72

Troy

Average RPI Win:	174	WON-LOST	WINNING	LAST 10	STRENGTH OF	OPP. STRENGTH	TEAM	ADJ.	CONF.	ADJ CONF.
Average RPI Loss:	48	RECORD	PCT. RANK	GAMES	SCHEDULE	OF SCHEDULE	RPI	RPI	RPI	RPI
DIV. I ONLY	13- 5	61	8- 2	109	54	74	74	7	7	
DIV. I NON-CONF.	9- 3	69	6- 0	40	72	33	33	7	7	
TOTALS	RPI 1-25	RPI 26-50	W-L RECORDS	RPI 51-100	RPI 101-150	RPI 150+				
13- 5	0- 4	0- 0	OVERALL	2- 0	4- 0	7- 1				
9- 1	0- 1	0- 0	HOME	1- 0	3- 0	5- 0				
3- 2	0- 1	0- 0	AWAY	0- 0	1- 0	2- 1				
1- 2	0- 2	0- 0	NEUTRAL	1- 0	0- 0	0- 0				
9- 3	0- 3	0- 0	NON-CONFERENCE	2- 0	3- 0	4- 0				
7- 0	0- 0	0- 0	HOME	1- 0	3- 0	3- 0				
1- 1	0- 1	0- 0	AWAY	0- 0	0- 0	1- 0				
1- 2	0- 2	0- 0	NEUTRAL	1- 0	0- 0	0- 0				
4- 2	0- 1	0- 0	CONFERENCE	0- 0	1- 0	3- 1				
2- 1	0- 1	0- 0	HOME	0- 0	0- 0	2- 0				
2- 1	0- 0	0- 0	AWAY	0- 0	1- 0	1- 1				
0- 0	0- 0	0- 0	NEUTRAL	0- 0	0- 0	0- 0				

RPI 1-25				RPI 26-50				RPI 51-100 Team's RPI: 74				RPI 101+			
RPI	S	Opponent	Score	RPI	S	Opponent	Score	RPI	S	Opponent	Score	RPI	S	Opponent	Score
14	N	Green Bay	58 79					77	N	Virginia	67 62	115	H	McNeese St.	74 55
20	N	Rutgers	51 75					88	H	Saint Louis	66 58	127	H	LSU	67 63
22	H	South Fla.	67 71									136	H	Southern U.	77 48
24	A	Florida St.	72 78									138	A	East Carolina	66 51
												160	A	Memphis	67 83
												172	A	Ole Miss	61 59
												193	A	Tulsa	71 47
												204	H	Little Rock	69 53
												218	H	Houston	70 48
												246	H	UCF	75 54
												259	H	UNCG	74 53
												293	H	Jackson St.	92 49
LAST 12 Division I GAMES:															
160	A	Memphis	67 83	193	A	Tulsa	71 47								
218	H	Houston	70 48	22	H	South Fla.	67 71								
88	H	Saint Louis	66 58	246	H	UCF	75 54								
259	H	UNCG	74 53	138	A	East Carolina	66 51								
136	H	Southern U.	77 48	115	H	McNeese St.	74 55								
172	A	Ole Miss	61 59	77	N	Virginia	67 62								

Non-Div I Games:

Tulane

Average RPI Win:	161	WON-LOST	WINNING	LAST 10	STRENGTH OF	OPP. STRENGTH	TEAM	ADJ.	CONF.	ADJ CONF.
Average RPI Loss:	113	RECORD	PCT. RANK	GAMES	SCHEDULE	OF SCHEDULE	RPI	RPI	RPI	RPI
DIV. I ONLY	6- 12	252	4- 6	91	57	193	193	7	7	
DIV. I NON-CONF.	3- 8	258	2- 3	155	80	224	224	7	7	
TOTALS	RPI 1-25	RPI 26-50	W-L RECORDS	RPI 51-100	RPI 101-150	RPI 150+				
6- 12	0- 1	0- 2	OVERALL	0- 4	3- 2	3- 3				
3- 6	0- 0	0- 2	HOME	0- 1	2- 1	1- 2				
3- 4	0- 1	0- 0	AWAY	0- 2	1- 1	2- 0				
0- 2	0- 0	0- 0	NEUTRAL	0- 1	0- 0	0- 1				
3- 8	0- 0	0- 2	NON-CONFERENCE	0- 2	1- 2	2- 2				
1- 4	0- 0	0- 2	HOME	0- 0	0- 1	1- 1				
2- 2	0- 0	0- 0	AWAY	0- 1	1- 1	1- 0				
0- 2	0- 0	0- 0	NEUTRAL	0- 1	0- 0	0- 1				
3- 4	0- 1	0- 0	CONFERENCE	0- 2	2- 0	1- 1				
2- 2	0- 0	0- 0	HOME	0- 1	2- 0	0- 1				
1- 2	0- 1	0- 0	AWAY	0- 1	0- 0	1- 0				
0- 0	0- 0	0- 0	NEUTRAL	0- 0	0- 0	0- 0				

RPI	S	Opponent	Score	RPI	S	Opponent	Score	RPI	S	Opponent	Score	RPI	S	Opponent	Score	Team's RPI: 193
2	A	UConn	35 95	34	H	Oklahoma	62 75	74	H	Tulane	47 71	130	H	SMU	56 54	
				46	H	Kansas St.	67 75	85	A	Temple	46 66	137	A	Arkansas	74 67	
								88	A	Saint Louis	73 82	138	H	East Carolina	81 79	
								96	N	Drake	80 91	141	A	UNI	59 75	
												142	H	Oral Roberts	53 59	
												160	A	Memphis	65 59	
												173	N	George Mason	63 64	
												196	H	Grambling	79 51	
												204	A	Little Rock	74 63	
												205	H	Cincinnati	53 55	
												269	H	Indiana St.	63 67	
LAST 12 Division I GAMES:																
2	A	UConn	35 95	74	H	Tulane	47 71	205	H	Cincinnati	53 55	160	A	Memphis	65 59	
130	H	SMU	56 54	269	H	Indiana St.	63 67	196	H	Grambling	79 51					
138	H	East Carolina	81 79													
141	A	UNI	59 75													
204	A	Little Rock	74 63													
34	H	Oklahoma	62 75													

Non-Div I Games:

Tulsa

■ Loss,
 ■ Non-Conf,
 ■ S Site,
 ■ H Home
 ■ A Away
 N Neutral

Average RPI Win:	230	WON-LOST	WINNING	LAST 10	STRENGTH OF	OPP. STRENGTH	TEAM	ADJ.	CONF.	ADJ CONF.
Average RPI Loss:	92	RECORD	PCT. RANK	GAMES	SCHEDULE	OF SCHEDULE	RPI	RPI	RPI	RPI
DIV. I ONLY	9- 7	135	7- 3	214	154	146	146	11	11	
DIV. I NON-CONF.	7- 4	110	6- 1	254	222	149	149	10	10	
TOTALS	RPI 1-25	RPI 26-50	W-L RECORDS	RPI 51-100	RPI 101-150	RPI 150+				
9- 7	0- 1	0- 1	OVERALL	1- 3	1- 1	7- 1				
7- 0	0- 0	0- 0	HOME	1- 0	1- 0	5- 0				
1- 6	0- 1	0- 1	AWAY	0- 2	0- 1	1- 1				
1- 1	0- 0	0- 0	NEUTRAL	0- 1	0- 0	1- 0				
7- 4	0- 1	0- 0	NON-CONFERENCE	0- 2	1- 1	6- 0				
5- 0	0- 0	0- 0	HOME	0- 0	1- 0	4- 0				
1- 3	0- 1	0- 0	AWAY	0- 1	0- 1	1- 0				
1- 1	0- 0	0- 0	NEUTRAL	0- 1	0- 0	1- 0				
2- 3	0- 0	0- 1	CONFERENCE	1- 1	0- 0	1- 1				
2- 0	0- 0	0- 0	HOME	1- 0	0- 0	1- 0				
0- 3	0- 0	0- 1	AWAY	0- 1	0- 0	0- 1				
0- 0	0- 0	0- 0	NEUTRAL	0- 0	0- 0	0- 0				

RPI 1-25				RPI 26-50				RPI 51-100				RPI 101+ Team's RPI: 146			
RPI	S	Opponent	Score	RPI	S	Opponent	Score	RPI	S	Opponent	Score	RPI	S	Opponent	Score
24	A	Florida St.	44 84	37	A	UTEP	54 62	59	A	Auburn	71 85	121	A	Belmont	62 63
								60	N	North Carolina St.	56 67	140	H	Troy	89 67
								93	H	Charlotte	75 57	158	H	Samford	61 41
								97	A	Middle Tenn.	40 68	176	H	Old Dominion	58 55
												247	A	UTSA	52 54
												264	N	High Point	56 46
												266	A	South Ala.	53 39
												289	H	South Carolina St.	71 38
												338	H	Ark.-Pine Bluff	82 32
												343	H	Mississippi Val.	80 33
LAST 12 Division I GAMES:															
				97	A	Middle Tenn.	40 68	93	H	Charlotte	75 57				
				158	H	Samford	61 41	176	H	Old Dominion	58 55				
				140	H	Troy	89 67	37	A	UTEP	54 62				
				266	A	South Ala.	53 39	247	A	UTSA	52 54				
				343	H	Mississippi Val.	80 33	60	N	North Carolina St.	56 67				
				338	H	Ark.-Pine Bluff	82 32	264	N	High Point	56 46				

Non-Div I Games:

UAB

■ Loss,
■ Non-Conf,
■ S Site,
■ H Home
■ A Away
N Neutral

Average RPI Win:	245	WON-LOST	WINNING	LAST 10	STRENGTH OF	OPP. STRENGTH	TEAM	ADJ.	CONF.	ADJ CONF.
Average RPI Loss:	121	RECORD	PCT. RANK	GAMES	SCHEDULE	OF SCHEDULE	RPI	RPI	RPI	RPI
DIV. I ONLY	9- 6	115	5- 4	321	107	210	210	20	20	
DIV. I NON-CONF.	6- 6	160	4- 4	289	81	205	205	21	21	
TOTALS	RPI 1-25	RPI 26-50	W-L RECORDS	RPI 51-100	RPI 101-150	RPI 150+				
9- 6	0- 1	1- 2	OVERALL	0- 0	1- 1	7- 2				
3- 3	0- 1	0- 0	HOME	0- 0	1- 1	2- 1				
6- 1	0- 0	1- 1	AWAY	0- 0	0- 0	5- 0				
0- 2	0- 0	0- 1	NEUTRAL	0- 0	0- 0	0- 1				
6- 6	0- 1	1- 2	NON-CONFERENCE	0- 0	0- 1	5- 2				
1- 3	0- 1	0- 0	HOME	0- 0	0- 1	1- 1				
5- 1	0- 0	1- 1	AWAY	0- 0	0- 0	4- 0				
0- 2	0- 0	0- 1	NEUTRAL	0- 0	0- 0	0- 1				
3- 0	0- 0	0- 0	CONFERENCE	0- 0	1- 0	2- 0				
2- 0	0- 0	0- 0	HOME	0- 0	1- 0	1- 0				
1- 0	0- 0	0- 0	AWAY	0- 0	0- 0	1- 0				
0- 0	0- 0	0- 0	NEUTRAL	0- 0	0- 0	0- 0				

RPI 1-25				RPI 26-50				RPI 51-100				RPI 101+ Team's RPI: 210			
RPI	S	Opponent	Score	RPI	S	Opponent	Score	RPI	S	Opponent	Score	RPI	S	Opponent	Score
5	H	Stanford	45 74	35	A	Utah	58 88					125	H	Hawaii	60 58
				48	A	St. Mary's (CA)	78 71					135	H	Pacific	53 66
				49	N	Albany (NY)	70 80					194	H	Sacramento St.	77 92
												222	A	Utah Valley	59 55
												249	A	San Diego St.	65 54
												271	A	Portland	72 47
												300	A	CSUN	75 52
												307	N	Florida A&M	58 61
												319	H	UC Irvine	74 61
												328	A	Portland St.	82 70
												344	H	Air Force	66 40
LAST 12 Division I GAMES:															
				35	A	Utah	58 88	319	H	UC Irvine	74 61				
				307	N	Florida A&M	58 61	125	H	Hawaii	60 58				
				49	N	Albany (NY)	70 80	300	A	CSUN	75 52				
				194	H	Sacramento St.	77 92	222	A	Utah Valley	59 55				
				48	A	St. Mary's (CA)	78 71	328	A	Portland St.	82 70				
				271	A	Portland	72 47	344	H	Air Force	66 40				

Non-Div I Games: Cal St. Monterey Ba91 36

UC Davis

Average RPI Win:	330	WON-LOST	WINNING	LAST 10	STRENGTH OF	OPP. STRENGTH	TEAM	ADJ.	CONF.	ADJ CONF.
Average RPI Loss:	155	RECORD	PCT. RANK	GAMES	SCHEDULE	OF SCHEDULE	RPI	RPI	RPI	RPI
DIV. I ONLY	2- 15	333	0- 10	248	165	319	319	20	20	
DIV. I NON-CONF.	2- 11	306	1- 6	301	112	327	327	21	21	
TOTALS	RPI 1-25	RPI 26-50	W-L RECORDS	RPI 51-100	RPI 101-150	RPI 150+				
2- 15	0- 2	0- 1	OVERALL	0- 2	0- 1	2- 9				
1- 5	0- 0	0- 1	HOME	0- 0	0- 1	1- 3				
1- 9	0- 0	0- 0	AWAY	0- 0	0- 0	1- 1				
0- 1	0- 0	0- 0	NEUTRAL	0- 1	0- 0	0- 0				
2- 11	0- 2	0- 1	NON-CONFERENCE	0- 1	0- 0	2- 7				
1- 3	0- 0	0- 1	HOME	0- 0	0- 0	1- 2				
1- 7	0- 2	0- 0	AWAY	0- 0	0- 0	1- 5				
0- 1	0- 0	0- 0	NEUTRAL	0- 1	0- 0	0- 0				
0- 4	0- 0	0- 0	CONFERENCE	0- 1	0- 1	0- 2				
0- 2	0- 0	0- 0	HOME	0- 0	0- 1	0- 1				
0- 2	0- 0	0- 0	AWAY	0- 1	0- 0	0- 1				
0- 0	0- 0	0- 0	NEUTRAL	0- 0	0- 0	0- 0				

RPI	S	Opponent	Score	RPI	S	Opponent	Score	RPI	S	Opponent	Score	RPI	S	Opponent	Score	Team's RPI: 319
9	A	UCLA	48 83	44	H	St. John's (NY)	63 85	67	N	Princeton	42 83	139	H	Long Beach St.	65 71	
17	A	Southern California	56 75					75	A	UC Riverside	69 93	156	H	Cal Poly	54 72	
												186	A	UNLV	52 72	
												194	A	Sacramento St.	78 126	
												210	A	UC Davis	61 74	
												226	H	Grand Canyon	53 58	
												228	A	San Jose St.	58 79	
												252	H	Northern Ariz.	55 71	
												261	A	Loyola Marymount	50 95	
												262	A	CSU Bakersfield	39 65	
												329	A	Southern Utah	63 58	
												330	H	Nevada	68 64	
LAST 12 Division I GAMES:																
262	A	CSU Bakersfield	39 65	139	H	Long Beach St.	65 71									
17	A	Southern California	56 75	210	A	UC Davis	61 74									
194	A	Sacramento St.	78 126	156	H	Cal Poly	54 72									
228	A	San Jose St.	58 79	75	A	UC Riverside	69 93									
9	A	UCLA	48 83	330	H	Nevada	68 64									
226	H	Grand Canyon	53 58	252	H	Northern Ariz.	55 71									

Non-Div I Games: San Diego Christian78 49

UC Irvine

UC Riverside

Through Games Of Jan. 17, 2016

Average RPI Win:	212	WON-LOST	WINNING	LAST 10	STRENGTH OF	OPP. STRENGTH	TEAM	ADJ.	CONF.	ADJ CONF.
Average RPI Loss:	53	RECORD	PCT. RANK	GAMES	SCHEDULE	OF SCHEDULE	RPI	RPI	RPI	RPI
DIV. I ONLY	11- 7	111	7- 3	92	123	75	75	20	20	
DIV. I NON-CONF.	7- 7	160	4- 4	60	84	86	86	21	21	
TOTALS	RPI 1-25	RPI 26-50	W-L RECORDS	RPI 51-100	RPI 101-150	RPI 150+				
11- 7	0- 3	0- 1	OVERALL	1- 2	2- 1	8- 0				
4- 1	0- 1	0- 0	HOME	1- 0	0- 0	3- 0				
6- 6	0- 2	0- 1	AWAY	0- 2	2- 1	4- 0				
1- 0	0- 0	0- 0	NEUTRAL	0- 0	0- 0	1- 0				
7- 7	0- 3	0- 1	NON-CONFERENCE	1- 2	0- 1	6- 0				
3- 1	0- 1	0- 0	HOME	1- 0	0- 0	2- 0				
3- 6	0- 2	0- 1	AWAY	0- 2	0- 1	3- 0				
1- 0	0- 0	0- 0	NEUTRAL	0- 0	0- 0	1- 0				
4- 0	0- 0	0- 0	CONFERENCE	0- 0	2- 0	2- 0				
1- 0	0- 0	0- 0	HOME	0- 0	0- 0	1- 0				
3- 0	0- 0	0- 0	AWAY	0- 0	2- 0	1- 0				
0- 0	0- 0	0- 0	NEUTRAL	0- 0	0- 0	0- 0				

RPI 1-25				RPI 26-50				RPI 51-100				RPI 101+			
RPI	S	Opponent	Score	RPI	S	Opponent	Score	RPI	S	Opponent	Score	RPI	S	Opponent	Score
9	H	UCLA	56 70	37	A	UTEP	57 68	69	A	California	58 64	125	A	Hawaii	77 74
10	A	Oregon St.	65 86					99	A	Oregon	81 95	128	A	San Francisco	76 88
16	A	Washington	43 78					100	H	Fresno St.	86 68	139	A	Long Beach St.	78 60
												166	N	Southeast Mo. St.	85 67
												226	A	Grand Canyon	85 67
												227	A	Seattle	92 70
												249	A	San Diego St.	85 68
												254	A	UC Santa Barbara	83 53
												261	H	Loyola Marymount	80 62
												262	H	CSU Bakersfield	81 61
												319	H	UC Irvine	93 69
LAST 12 Division I GAMES:															
226	A	Grand Canyon	85 67	125	A	Hawaii	77 74								
9	H	UCLA	56 70	139	A	Long Beach St.	78 60								
227	A	Seattle	92 70	254	A	UC Santa Barbara	83 53								
16	A	Washington	43 78	319	H	UC Irvine	93 69								
99	A	Oregon	81 95	128	A	San Francisco	76 88								
262	H	CSU Bakersfield	81 61	261	H	Loyola Marymount	80 62								

Non-Div I Games:

UC Riverside

■ Loss,
 ■ Non-Conf,
 ■ S Site,
 ■ H Home
 ■ A Away
 N Neutral

Average RPI Win:	265	WON-LOST	WINNING	LAST 10	STRENGTH OF	OPP. STRENGTH	TEAM	ADJ.	CONF.	ADJ CONF.
Average RPI Loss:	137	RECORD	PCT. RANK	GAMES	SCHEDULE	OF SCHEDULE	RPI	RPI	RPI	RPI
DIV. I ONLY	5- 12	269	4- 5	201	232	254	254	20	20	
DIV. I NON-CONF.	2- 11	306	1- 6	146	258	299	299	21	21	
TOTALS	RPI 1-25	RPI 26-50	W-L RECORDS	RPI 51-100	RPI 101-150	RPI 150+				
5- 12	0- 0	0- 0	OVERALL	0- 5	0- 3	5- 4				
3- 4	0- 0	0- 0	HOME	0- 2	0- 0	3- 2				
2- 8	0- 0	0- 0	AWAY	0- 3	0- 3	2- 2				
0- 0	0- 0	0- 0	NEUTRAL	0- 0	0- 0	0- 0				
2- 11	0- 0	0- 0	NON-CONFERENCE	0- 4	0- 3	2- 4				
2- 3	0- 0	0- 0	HOME	0- 1	0- 0	2- 2				
0- 8	0- 0	0- 0	AWAY	0- 3	0- 3	0- 2				
0- 0	0- 0	0- 0	NEUTRAL	0- 0	0- 0	0- 0				
3- 1	0- 0	0- 0	CONFERENCE	0- 1	0- 0	3- 0				
1- 1	0- 0	0- 0	HOME	0- 1	0- 0	1- 0				
2- 0	0- 0	0- 0	AWAY	0- 0	0- 0	2- 0				
0- 0	0- 0	0- 0	NEUTRAL	0- 0	0- 0	0- 0				

RPI S	Opponent	Score	RPI S	Opponent	Score	RPI S	Opponent	Score	RPI S	Opponent	Score	Team's RPI: 254
						51	A Washington St.	44 61	118	A Idaho	42 64	
						73	A Santa Clara	48 66	120	A La.-Lafayette	42 61	
						73	H Santa Clara	37 48	127	A LSU	50 68	
						75	H UC Riverside	53 83	156	H Cal Poly	78 67	
						99	A Oregon	51 79	163	H UTRGV	60 62	
									214	A Wyoming	67 76	
									261	H Loyola Marymount	63 70	
									262	H CSU Bakersfield	61 60	
									268	A Pepperdine	69 71	
									281	H Morehead St.	93 78	
									300	A CSUN	65 49	
									324	A Cal St. Fullerton	65 47	
LAST 12 Division I GAMES:												
281	H Morehead St.	93 78	300	A CSUN	65 49							
73	A Santa Clara	48 66	324	A Cal St. Fullerton	65 47							
120	A La.-Lafayette	42 61	75	H UC Riverside	53 83							
127	A LSU	50 68	156	H Cal Poly	78 67							
261	H Loyola Marymount	63 70	268	A Pepperdine	69 71							
73	H Santa Clara	37 48	214	A Wyoming	67 76							

Non-Div I Games: La Verne 89 41

UC Santa Barbara

■ Loss,
 ■ Non-Conf,
 ■ S Site,
 ■ H Home
 ■ A Away
 N Neutral

Average RPI Win:	275	WON-LOST	WINNING	LAST 10	STRENGTH OF	OPP. STRENGTH	TEAM	ADJ.	CONF.	ADJ CONF.
Average RPI Loss:	114	RECORD	PCT. RANK	GAMES	SCHEDULE	OF SCHEDULE	RPI	RPI	RPI	RPI
DIV. I ONLY	4- 13	295	1- 9	130	131	246	246	7	7	
DIV. I NON-CONF.	3- 8	258	0- 6	148	225	256	256	7	7	
TOTALS	RPI 1-25	RPI 26-50	W-L RECORDS	RPI 51-100	RPI 101-150	RPI 150+				
4- 13	0- 1	0- 3	OVERALL	0- 3	0- 2	4- 4				
2- 7	0- 0	0- 2	HOME	0- 2	0- 1	2- 2				
2- 5	0- 1	0- 0	AWAY	0- 1	0- 1	2- 2				
0- 1	0- 0	0- 1	NEUTRAL	0- 0	0- 0	0- 0				
3- 8	0- 0	0- 3	NON-CONFERENCE	0- 1	0- 1	3- 3				
2- 4	0- 0	0- 2	HOME	0- 1	0- 0	2- 1				
1- 3	0- 0	0- 0	AWAY	0- 0	0- 1	1- 2				
0- 1	0- 0	0- 1	NEUTRAL	0- 0	0- 0	0- 0				
1- 5	0- 1	0- 0	CONFERENCE	0- 2	0- 1	1- 1				
0- 3	0- 0	0- 0	HOME	0- 1	0- 1	0- 1				
1- 2	0- 1	0- 0	AWAY	0- 1	0- 0	1- 0				
0- 0	0- 0	0- 0	NEUTRAL	0- 0	0- 0	0- 0				

RPI	S	Opponent	Score	RPI	S	Opponent	Score	RPI	S	Opponent	Score	RPI	S	Opponent	Score	Team's RPI: 246
22	A	South Fla.	63 108	28	H	Oklahoma St.	55 74	74	A	Tulane	54 75	129	A	Akron	54 74	
				38	N	Florida	79 93	85	H	Temple	63 71	138	H	East Carolina	56 71	
				44	H	St. John's (NY)	42 70	94	H	Buffalo	60 66	159	H	Butler	63 71	
												205	A	Cincinnati	80 60	
												205	H	Cincinnati	50 68	
												207	A	Stetson	68 83	
												263	A	Omaha	60 75	
												266	A	South Ala.	77 36	
												307	H	Florida A&M	93 55	
												321	H	FIU	89 72	
LAST 12 Division I GAMES:																
22	A	South Fla.	63 108	205	A	Cincinnati	80 60									
205	H	Cincinnati	50 68	85	H	Temple	63 71									
38	N	Florida	79 93	74	A	Tulane	54 75									
28	H	Oklahoma St.	55 74	138	H	East Carolina	56 71									
44	H	St. John's (NY)	42 70	207	A	Stetson	68 83									
129	A	Akron	54 74	159	H	Butler	63 71									

Non-Div I Games:

UCF

■ Loss,
■ Non-Conf,
■ S Site,
■ H Home
■ A Away
N Neutral

Average RPI Win:	118	WON-LOST	WINNING	LAST 10	STRENGTH OF	OPP. STRENGTH	TEAM	ADJ.	CONF.	ADJ CONF.
Average RPI Loss:	21	RECORD	PCT. RANK	GAMES	SCHEDULE	OF SCHEDULE	RPI	RPI	RPI	RPI
DIV. I ONLY	12- 5	74	7- 3	5	13	9	9	1	1	
DIV. I NON-CONF.	8- 2	51	5- 0	25	35	17	17	1	1	
TOTALS	RPI 1-25	RPI 26-50	W-L RECORDS	RPI 51-100	RPI 101-150	RPI 150+				
12- 5	2- 4	1- 0	OVERALL	5- 1	0- 0	4- 0				
7- 1	2- 1	1- 0	HOME	2- 0	0- 0	2- 0				
4- 3	0- 0	0- 0	AWAY	3- 0	0- 0	1- 0				
1- 1	0- 1	0- 0	NEUTRAL	0- 0	0- 0	1- 0				
8- 2	0- 2	1- 0	NON-CONFERENCE	3- 0	0- 0	4- 0				
4- 1	0- 1	1- 0	HOME	1- 0	0- 0	2- 0				
3- 0	0- 0	0- 0	AWAY	2- 0	0- 0	1- 0				
1- 1	0- 1	0- 0	NEUTRAL	0- 0	0- 0	1- 0				
4- 3	2- 2	0- 0	CONFERENCE	2- 1	0- 0	0- 0				
3- 0	2- 0	0- 0	HOME	1- 0	0- 0	0- 0				
1- 3	0- 2	0- 0	AWAY	1- 1	0- 0	0- 0				
0- 0	0- 0	0- 0	NEUTRAL	0- 0	0- 0	0- 0				

RPI	S	Opponent	Score	RPI	S	Opponent	Score	RPI	S	Opponent	Score	RPI	S	Opponent	Score
1	N	Notre Dame	84 92	44	H	St. John's (NY)	73 58	51	A	Washington St.	75 73	194	A	Sacramento St.	109 76
4	H	South Carolina	65 68					69	A	California	104 108	200	N	Louisiana Tech	68 57
10	H	Oregon St.	71 51					71	A	Michigan	86 77	262	H	CSU Bakersfield	82 68
16	A	Washington	56 64					75	A	UC Riverside	70 56	319	H	UC Irvine	83 48
17	A	Southern California	68 71					76	H	James Madison	90 61				
17	H	Southern California	78 73					99	H	Oregon	80 69				
LAST 12 Division I GAMES:															
99	H	Oregon	80 69	51	A	Washington St.	75 73	16	A	Washington	56 64				
17	H	Southern California	78 73	16	A	Washington	56 64	17	A	Southern California	68 71				
75	A	UC Riverside	70 56	10	H	Oregon St.	71 51	71	A	Michigan	86 77				
69	A	California	104 108	71	A	Michigan	86 77	262	H	CSU Bakersfield	82 68				
194	A	Sacramento St.	109 76												
319	H	UC Irvine	83 48												

Non-Div I Games:

UCLA

■ Loss,
 ■ Non-Conf, S Site,
 ■ Home
 ■ Away
 N Neutral

Average RPI Win:	97	WON-LOST	WINNING	LAST 10	STRENGTH OF	OPP. STRENGTH	TEAM	ADJ.	CONF.	ADJ CONF.
Average RPI Loss:	0	RECORD	PCT. RANK	GAMES	SCHEDULE	OF SCHEDULE	RPI	RPI	RPI	RPI
DIV. I ONLY	16- 0	1	10- 0	11	3	2	2	7	7	
DIV. I NON-CONF.	10- 0	1	6- 0	1	1	1	1	7	7	
TOTALS	RPI 1-25		RPI 26-50	W-L RECORDS	RPI 51-100	RPI 101-150		RPI 150+		
16- 0	5- 0		2- 0	OVERALL	3- 0	1- 0		5- 0		
6- 0	1- 0		1- 0	HOME	2- 0	1- 0		1- 0		
8- 0	2- 0		1- 0	AWAY	1- 0	0- 0		4- 0		
2- 0	2- 0		0- 0	NEUTRAL	0- 0	0- 0		0- 0		
10- 0	4- 0		2- 0	NON-CONFERENCE	2- 0	1- 0		1- 0		
4- 0	1- 0		1- 0	HOME	1- 0	1- 0		0- 0		
4- 0	1- 0		1- 0	AWAY	1- 0	0- 0		1- 0		
2- 0	2- 0		0- 0	NEUTRAL	0- 0	0- 0		0- 0		
6- 0	1- 0		0- 0	CONFERENCE	1- 0	0- 0		4- 0		
2- 0	0- 0		0- 0	HOME	1- 0	0- 0		1- 0		
4- 0	1- 0		0- 0	AWAY	0- 0	0- 0		3- 0		
0- 0	0- 0		0- 0	NEUTRAL	0- 0	0- 0		0- 0		

RPI	S	Opponent	Score	RPI	S	Opponent	Score	RPI	S	Opponent	Score	RPI	S	Opponent	Score
1	H	Notre Dame	91 81	32	A	DePaul	86 70	55	A	Chattanooga	79 31	127	H	LSU	86 40
6	A	Ohio St.	100 56	46	H	Kansas St.	97 57	82	H	Nebraska	88 46	160	A	Memphis	86 46
19	N	Maryland	83 73					85	H	Temple	104 49	193	H	Tulsa	95 35
22	A	South Fla.	75 59									205	A	Cincinnati	107 45
24	N	Florida St.	73 49									218	A	Houston	76 37
												275	A	Colgate	94 50
LAST 12 Division I GAMES:															
193	H	Tulsa	95 35	85	H	Temple	104 49	160	A	Memphis	86 46	22	A	South Fla.	75 59
205	A	Cincinnati	107 45	218	A	Houston	76 37	1	H	Notre Dame	91 81	32	A	DePaul	86 70
19	N	Maryland	83 73												
127	H	LSU	86 40												
24	N	Florida St.	73 49												
275	A	Colgate	94 50												

Non-Div I Games:

UConn

■ Loss,
 ■ Non-Conf, S Site,
 ■ Home
 ■ Away
 N Neutral

Average RPI Win:	252	WON-LOST	WINNING	LAST 10	STRENGTH OF	OPP. STRENGTH	TEAM	ADJ.	CONF.	ADJ CONF.
Average RPI Loss:	121	RECORD	PCT. RANK	GAMES	SCHEDULE	OF SCHEDULE	RPI	RPI	RPI	RPI
DIV. I ONLY	11- 7	111	6- 4	275	181	187	187	15	15	
DIV. I NON-CONF.	9- 4	97	6- 1	307	174	172	172	16	16	
TOTALS	RPI 1-25	RPI 26-50	W-L RECORDS	RPI 51-100	RPI 101-150	RPI 150+				
11- 7	0- 0	0- 1	OVERALL	0- 3	1- 1	10- 2				
5- 4	0- 0	0- 1	HOME	0- 2	1- 0	4- 1				
5- 3	0- 0	0- 0	AWAY	0- 1	0- 1	5- 1				
1- 0	0- 0	0- 0	NEUTRAL	0- 0	0- 0	1- 0				
9- 4	0- 0	0- 0	NON-CONFERENCE	0- 2	1- 0	8- 2				
4- 2	0- 0	0- 0	HOME	0- 1	1- 0	3- 1				
4- 2	0- 0	0- 0	AWAY	0- 1	0- 0	4- 1				
1- 0	0- 0	0- 0	NEUTRAL	0- 0	0- 0	1- 0				
2- 3	0- 0	0- 1	CONFERENCE	0- 1	0- 1	2- 0				
1- 2	0- 0	0- 1	HOME	0- 1	0- 0	1- 0				
1- 1	0- 0	0- 0	AWAY	0- 0	0- 1	1- 0				
0- 0	0- 0	0- 0	NEUTRAL	0- 0	0- 0	0- 0				

RPI 1-25				RPI 26-50				RPI 51-100				RPI 101+				Team's RPI: 187	
RPI	S	Opponent	Score	RPI	S	Opponent	Score	RPI	S	Opponent	Score	RPI	S	Opponent	Score		
				49	H	Albany (NY)	42 77	57	H	Penn	46 81	101	H	Bucknell	65 52		
								68	A	Saint Joseph's	45 104	106	A	Maine	55 65		
								95	H	Stony Brook	60 69	192	A	Coppin St.	68 61		
												197	H	Columbia	68 70		
												229	H	American	47 46		
												230	A	Morgan St.	65 46		
												272	A	Loyola Maryland	52 46		
												276	A	Towson	51 61		
												278	H	Rider	58 53		
												278	N	Rider	67 58		
												283	H	La Salle	60 29		
												297	H	Vermont	85 48		
												298	A	UMass Lowell	68 44		
												313	A	UMES	55 52		
LAST 12 Division I GAMES:																	
				297	H	Vermont	85 48					298	A	UMass Lowell	68 44		
				278	N	Rider	67 58					95	H	Stony Brook	60 69		
				68	A	Saint Joseph's	45 104					106	A	Maine	55 65		
				272	A	Loyola Maryland	52 46					49	H	Albany (NY)	42 77		
				313	A	UMES	55 52					101	H	Bucknell	65 52		
				230	A	Morgan St.	65 46					283	H	La Salle	60 29		

Non-Div I Games:

UMBC

UMES				STRENGTH OF SCHEDULE	OPP. STRENGTH OF SCHEDULE	TEAM RPI	ADJ. RPI	CONF. RPI	ADJ CONF. RPI
Average RPI Win:	261	WON-LOST RECORD	WINNING PCT. RANK						
Average RPI Loss:	188		LAST 10 GAMES						
DIV. I ONLY	2- 13	325	1- 9	211	316	313	313	30	30
DIV. I NON-CONF.	1- 10	330	0- 7	80	294	288	288	31	31

TOTALS	RPI 1-25	RPI 26-50	W-L RECORDS	RPI 51-100	RPI 101-150	RPI 150+			
2- 13	0- 1	0- 1	OVERALL	0- 1	0- 2	2- 8			
1- 6	0- 1	0- 0	HOME	0- 0	0- 1	1- 4			
1- 7	0- 0	0- 1	AWAY	0- 1	0- 1	1- 4			
0- 0	0- 0	0- 0	NEUTRAL	0- 0	0- 0	0- 0			
1- 10	0- 1	0- 1	NON-CONFERENCE	0- 1	0- 2	1- 5			
1- 5	0- 1	0- 0	HOME	0- 0	0- 1	1- 3			
0- 5	0- 0	0- 1	AWAY	0- 1	0- 1	0- 2			
0- 0	0- 0	0- 0	NEUTRAL	0- 0	0- 0	0- 0			
1- 3	0- 0	0- 0	CONFERENCE	0- 0	0- 0	1- 3			
0- 1	0- 0	0- 0	HOME	0- 0	0- 0	0- 1			
1- 2	0- 0	0- 0	AWAY	0- 0	0- 0	1- 2			
0- 0	0- 0	0- 0	NEUTRAL	0- 0	0- 0	0- 0			

RPI 1-25				RPI 26-50				RPI 51-100				RPI 101+ Team's RPI: 313			
RPI	S	Opponent	Score	RPI	S	Opponent	Score	RPI	S	Opponent	Score	RPI	S	Opponent	Score
19	H	Maryland	30 106	45	A	Duquesne	59 95	98	A	VCU	39 63	126	H	Georgetown	60 71
												134	A	Xavier	56 61
												176	H	Old Dominion	52 69
												187	H	UMBC	52 55
												202	A	Northeastern	49 60
												230	H	Morgan St.	69 77
												243	H	USC Upstate	78 59
												259	A	UNCG	51 71
												279	A	N.C. A&T	56 50
												285	A	Savannah St.	42 60
												336	H	Mt. St. Mary's	50 57
												349	A	N.C. Central	46 49
LAST 12 Division I GAMES:															
19	H	Maryland	30 106	285	A	Savannah St.	42 60								
187	H	UMBC	52 55	230	H	Morgan St.	69 77								
98	A	VCU	39 63	259	A	UNCG	51 71								
45	A	Duquesne	59 95	176	H	Old Dominion	52 69								
279	A	N.C. A&T	56 50	336	H	Mt. St. Mary's	50 57								
349	A	N.C. Central	46 49	134	A	Xavier	56 61								

Non-Div I Games: Cheyney 76 46

UMES

■ Loss,
 ■ Non-Conf,
 ■ S Site,
 ■ Home
 ■ A Away
 N Neutral

Average RPI Win:	241	WON-LOST	WINNING	LAST 10	STRENGTH OF	OPP. STRENGTH	TEAM	ADJ.	CONF.	ADJ CONF.
Average RPI Loss:	202	RECORD	PCT. RANK	GAMES	SCHEDULE	OF SCHEDULE	RPI	RPI	RPI	RPI
DIV. I ONLY	4- 11	282	4- 5	281	267	292	292	24	24	
DIV. I NON-CONF.	3- 8	258	3- 3	316	244	311	311	26	26	
TOTALS	RPI 1-25	RPI 26-50	W-L RECORDS	RPI 51-100	RPI 101-150	RPI 150+				
4- 11	0- 0	0- 0	OVERALL	0- 1	0- 1	4- 9				
1- 5	0- 0	0- 0	HOME	0- 0	0- 1	1- 4				
3- 6	0- 0	0- 0	AWAY	0- 1	0- 0	3- 5				
0- 0	0- 0	0- 0	NEUTRAL	0- 0	0- 0	0- 0				
3- 8	0- 0	0- 0	NON-CONFERENCE	0- 1	0- 0	3- 7				
1- 3	0- 0	0- 0	HOME	0- 0	0- 0	1- 3				
2- 5	0- 0	0- 0	AWAY	0- 1	0- 0	2- 4				
0- 0	0- 0	0- 0	NEUTRAL	0- 0	0- 0	0- 0				
1- 3	0- 0	0- 0	CONFERENCE	0- 0	0- 1	1- 2				
0- 2	0- 0	0- 0	HOME	0- 0	0- 1	0- 1				
1- 1	0- 0	0- 0	AWAY	0- 0	0- 0	1- 1				
0- 0	0- 0	0- 0	NEUTRAL	0- 0	0- 0	0- 0				

RPI 1-25			RPI 26-50			RPI 51-100			RPI 101+			Team's RPI: 292
RPI	S	Opponent	Score	RPI	S	Opponent	Score	RPI	S	Opponent	Score	
						61 A Northwestern	38 80			114 H New Mexico St.	62 68	
										162 H SIUE	58 63	
										163 H UTRGV	53 62	
										166 A Southeast Mo. St.	65 78	
										182 A Kansas	47 44	
										216 A Milwaukee	48 70	
										227 A Seattle	63 69	
										230 A Morgan St.	59 50	
										262 A CSU Bakersfield	56 40	
										263 A Omaha	42 57	
										269 H Indiana St.	47 77	
										276 A Towson	47 70	
										288 H Denver	68 58	
										308 H North Florida	55 62	
LAST 12 Division I GAMES:												
230	A	Morgan St.	59 50	163	H	UTRGV	53 62					
276	A	Towson	47 70	114	H	New Mexico St.	62 68					
61	A	Northwestern	38 80	262	A	CSU Bakersfield	56 40					
288	H	Denver	68 58	227	A	Seattle	63 69					
182	A	Kansas	47 44	162	H	SIUE	58 63					
263	A	Omaha	42 57	269	H	Indiana St.	47 77					

Non-Div I Games: Stephens College 76 46 Bethany (KS) 64 51

UMKC

Loss, Non-Conf, S Site, H Home A Away N Neutral

Average RPI Win:	311	WON-LOST	WINNING	LAST 10	STRENGTH OF	OPP. STRENGTH	TEAM	ADJ.	CONF.	ADJ CONF.
Average RPI Loss:	170	RECORD	PCT. RANK	GAMES	SCHEDULE	OF SCHEDULE	RPI	RPI	RPI	RPI
DIV. I ONLY	3- 13	308	2- 8	209	292	298	298	15	15	
DIV. I NON-CONF.	3- 9	272	3- 5	250	308	292	292	16	16	
TOTALS	RPI 1-25	RPI 26-50	W-L RECORDS	RPI 51-100	RPI 101-150	RPI 150+				
3- 13	0- 1	0- 1	OVERALL	0- 2	0- 1	3- 8				
2- 4	0- 0	0- 0	HOME	0- 1	0- 0	2- 3				
1- 9	0- 0	0- 0	AWAY	0- 0	0- 0	1- 0				
0- 0	0- 0	0- 0	NEUTRAL	0- 0	0- 0	0- 0				
3- 9	0- 1	0- 1	NON-CONFERENCE	0- 1	0- 0	3- 6				
2- 2	0- 0	0- 0	HOME	0- 0	0- 0	2- 2				
1- 7	0- 1	0- 1	AWAY	0- 1	0- 0	1- 4				
0- 0	0- 0	0- 0	NEUTRAL	0- 0	0- 0	0- 0				
0- 4	0- 0	0- 0	CONFERENCE	0- 1	0- 1	0- 2				
0- 2	0- 0	0- 0	HOME	0- 1	0- 0	0- 1				
0- 2	0- 0	0- 0	AWAY	0- 0	0- 1	0- 1				
0- 0	0- 0	0- 0	NEUTRAL	0- 0	0- 0	0- 0				

RPI 1-25				RPI 26-50				RPI 51-100				RPI 101+ Team's RPI: 298			
RPI	S	Opponent	Score	RPI	S	Opponent	Score	RPI	S	Opponent	Score	RPI	S	Opponent	Score
19	A	Maryland	53 102	36	A	Miami (FL)	53 84	62	A	Boston College	55 66	106	A	Maine	44 74
								95	H	Stony Brook	50 64	185	A	Rhode Island	64 72
												187	H	UMBC	44 68
												197	H	Columbia	57 67
												221	A	Massachusetts	58 84
												238	A	Hartford	59 72
												240	H	Bryant	64 83
												282	H	Holy Cross	75 67
												302	A	Fairleigh Dickinson	78 67
												306	A	Central Conn. St.	53 64
												321	A	FIU	68 71
												348	H	Boston U.	70 57
LAST 12 Division I GAMES:															
221	A	Massachusetts	58 84	187	H	UMBC	44 68								
62	A	Boston College	55 66	106	A	Maine	44 74								
302	A	Fairleigh Dickinson	78 67	95	H	Stony Brook	50 64								
282	H	Holy Cross	75 67	238	A	Hartford	59 72								
36	A	Miami (FL)	53 84	348	H	Boston U.	70 57								
321	A	FIU	68 71	185	A	Rhode Island	64 72								

Non-Div I Games:

UMass Lowell

■ Loss,
 ■ Non-Conf,
 ■ S Site,
 ■ H Home
 ■ A Away
 N Neutral

UNC Asheville

Through Games Of Jan. 17, 2016

Average RPI Win:	275	WON-LOST	WINNING	LAST 10	STRENGTH OF	OPP. STRENGTH	TEAM	ADJ.	CONF.	ADJ CONF.
Average RPI Loss:	185	RECORD	PCT. RANK	GAMES	SCHEDULE	OF SCHEDULE	RPI	RPI	RPI	RPI
DIV. I ONLY	11- 4	57	7- 3	336	312	184	184	27	27	
DIV. I NON-CONF.	5- 2	87	2- 1	335	282	181	181	27	27	
TOTALS	RPI 1-25	RPI 26-50	W-L RECORDS	RPI 51-100	RPI 101-150	RPI 150+				
11- 4	0- 0	0- 0	OVERALL	0- 0	0- 1	11- 3				
5- 1	0- 0	0- 0	HOME	0- 0	0- 0	5- 1				
6- 3	0- 0	0- 0	AWAY	0- 0	0- 0	6- 0				
0- 0	0- 0	0- 0	NEUTRAL	0- 0	0- 0	0- 0				
5- 2	0- 0	0- 0	NON-CONFERENCE	0- 0	0- 0	5- 2				
3- 0	0- 0	0- 0	HOME	0- 0	0- 0	3- 0				
2- 2	0- 0	0- 0	AWAY	0- 0	0- 0	2- 2				
0- 0	0- 0	0- 0	NEUTRAL	0- 0	0- 0	0- 0				
6- 2	0- 0	0- 0	CONFERENCE	0- 0	0- 1	6- 1				
2- 1	0- 0	0- 0	HOME	0- 0	0- 0	2- 1				
4- 1	0- 0	0- 0	AWAY	0- 0	0- 1	4- 0				
0- 0	0- 0	0- 0	NEUTRAL	0- 0	0- 0	0- 0				

RPI 1-25			RPI 26-50			RPI 51-100			RPI 101+			Team's RPI: 184
RPI	S	Opponent	Score	RPI	S	Opponent	Score	RPI	S	Opponent	Score	
								132	A	Liberty	53	71
								164	A	ETSU	68	74
								209	H	Gardner-Webb	56	58
								213	H	Furman	84	71
								232	A	Presbyterian	72	63
								236	A	Clemson	49	67
								243	H	USC Upstate	68	59
								259	H	UNCG	95	52
								267	A	Campbell	72	58
								286	H	Winthrop	63	55
								290	A	Coastal Caro.	63	52
								301	A	Wofford	70	63
								303	H	Longwood	81	42
								314	A	Western Caro.	67	45
								317	A	Charleston So.	58	50
LAST 12 Division I GAMES:												
267	A	Campbell	72	58	209	H	Gardner-Webb	56	58			
286	H	Winthrop	63	55	303	H	Longwood	81	42			
236	A	Clemson	49	67	317	A	Charleston So.	58	50			
213	H	Furman	84	71	132	A	Liberty	53	71			
290	A	Coastal Caro.	63	52	232	A	Presbyterian	72	63			
259	H	UNCG	95	52	243	H	USC Upstate	68	59			

Non-Div I Games: Montreat 89 41 Warren Wilson 108 47

UNC Asheville

■ Loss,
 ■ Non-Conf,
 ■ S Site,
 ■ H Home
 ■ A Away
 N Neutral

Average RPI Win:	309	WON-LOST	WINNING	LAST 10	STRENGTH OF	OPP. STRENGTH	TEAM	ADJ.	CONF.	ADJ CONF.
Average RPI Loss:	153	RECORD	PCT. RANK	GAMES	SCHEDULE	OF SCHEDULE	RPI	RPI	RPI	RPI
DIV. I ONLY	6- 10	229	4- 6	239	330	259	259	17	17	
DIV. I NON-CONF.	6- 6	160	4- 3	287	341	232	232	17	17	
TOTALS	RPI 1-25	RPI 26-50	W-L RECORDS	RPI 51-100	RPI 101-150	RPI 150+				
6- 10	0- 1	0- 0	OVERALL	0- 2	0- 1	6- 6				
4- 3	0- 0	0- 0	HOME	0- 0	0- 1	4- 2				
1- 7	0- 1	0- 0	AWAY	0- 2	0- 0	1- 4				
1- 0	0- 0	0- 0	NEUTRAL	0- 0	0- 0	1- 0				
6- 6	0- 1	0- 0	NON-CONFERENCE	0- 1	0- 0	6- 4				
4- 1	0- 0	0- 0	HOME	0- 0	0- 0	4- 1				
1- 5	0- 1	0- 0	AWAY	0- 1	0- 0	1- 3				
1- 0	0- 0	0- 0	NEUTRAL	0- 0	0- 0	1- 0				
0- 4	0- 0	0- 0	CONFERENCE	0- 1	0- 1	0- 2				
0- 2	0- 0	0- 0	HOME	0- 0	0- 1	0- 1				
0- 2	0- 0	0- 0	AWAY	0- 1	0- 0	0- 1				
0- 0	0- 0	0- 0	NEUTRAL	0- 0	0- 0	0- 0				

RPI 1-25				RPI 26-50				RPI 51-100				RPI 101+ Team's RPI: 259			
RPI	S	Opponent	Score	RPI	S	Opponent	Score	RPI	S	Opponent	Score	RPI	S	Opponent	Score
4	A	South Carolina	44 92					55	A	Chattanooga	61 72	143	H	Mercer	78 86
								74	A	Tulane	53 74	158	H	Samford	52 57
												164	A	ETSU	73 89
												184	A	UNC Asheville	52 95
												209	A	Gardner-Webb	57 59
												243	A	USC Upstate	61 84
												264	H	High Point	82 72
												284	N	Cleveland St.	55 51
												291	H	Tennessee Tech	64 73
												303	H	Longwood	81 60
												313	H	UMES	71 51
												342	A	New Orleans	81 79
												349	H	N.C. Central	103 56
LAST 12 Division I GAMES:															
349	H	N.C. Central	103 56	55	A	Chattanooga	61 72	164	A	ETSU	73 89	158	H	Samford	52 57
313	H	UMES	71 51	74	A	Tulane	53 74	143	H	Mercer	78 86	291	H	Tennessee Tech	64 73
284	N	Cleveland St.	55 51	342	A	New Orleans	81 79	243	A	USC Upstate	61 84	303	H	Longwood	81 60
74	A	Tulane	53 74	184	A	UNC Asheville	52 95					313	H	UMES	71 51

Non-Div I Games: Barton 82 55 Pfeiffer 71 52 Francis Marion 63 66

UNCG

Loss, Non-Conf, S Site, H Home A Away N Neutral

Average RPI Win:	288	WON-LOST	WINNING	LAST 10	STRENGTH OF	OPP. STRENGTH	TEAM	ADJ.	CONF.	ADJ CONF.
Average RPI Loss:	126	RECORD	PCT. RANK	GAMES	SCHEDULE	OF SCHEDULE	RPI	RPI	RPI	RPI
DIV. I ONLY	4- 11	282	2- 8	165	215	248	248	13	13	
DIV. I NON-CONF.	3- 7	248	2- 5	186	240	239	239	12	12	
TOTALS	RPI 1-25	RPI 26-50	W-L RECORDS	RPI 51-100	RPI 101-150	RPI 150+				
4- 11	0- 0	0- 2	OVERALL	0- 4	0- 0	4- 5				
1- 7	0- 0	0- 1	HOME	0- 3	0- 0	1- 3				
3- 4	0- 0	0- 1	AWAY	0- 1	0- 0	3- 2				
0- 0	0- 0	0- 0	NEUTRAL	0- 0	0- 0	0- 0				
3- 7	0- 0	0- 2	NON-CONFERENCE	0- 2	0- 0	3- 3				
1- 4	0- 0	0- 1	HOME	0- 1	0- 0	1- 2				
2- 3	0- 0	0- 1	AWAY	0- 1	0- 0	2- 1				
0- 0	0- 0	0- 0	NEUTRAL	0- 0	0- 0	0- 0				
1- 4	0- 0	0- 0	CONFERENCE	0- 2	0- 0	1- 2				
0- 3	0- 0	0- 0	HOME	0- 2	0- 0	0- 1				
1- 1	0- 0	0- 0	AWAY	0- 0	0- 0	1- 1				
0- 0	0- 0	0- 0	NEUTRAL	0- 0	0- 0	0- 0				

RPI S	Opponent	Score	RPI S	Opponent	Score	RPI S	Opponent	Score	RPI S	Opponent	Score	Team's RPI: 248
33	H Ohio	59 75	55	H Chattanooga	33 61	183	H Davidson	50 77				
42	A Duke	56 78	64	H Hofstra	64 68	195	H Col. of Charleston	53 64				
			92	H Elon	60 67	198	A Delaware	59 67				
			98	A VCU	45 58	207	H Stetson	49 52				
						219	H Jacksonville	51 49				
						224	A Richmond	53 63				
						276	A Towson	52 49				
						308	A North Florida	63 47				
						347	A Norfolk St.	61 57				
LAST 12 Division I GAMES:												
92	H Elon	60 67	195	H Col. of Charleston	53 64							
42	A Duke	56 78	64	H Hofstra	64 68							
308	A North Florida	63 47	276	A Towson	52 49							
55	H Chattanooga	33 61	198	A Delaware	59 67							
33	H Ohio	59 75	347	A Norfolk St.	61 57							
207	H Stetson	49 52	98	A VCU	45 58							

Non-Div I Games: UNC Pembroke 68 43

UNCW

■ Loss,
 ■ Non-Conf,
 ■ S Site,
 ■ Home
 ■ A Away
 N Neutral

Average RPI Win:	201	WON-LOST	WINNING	LAST 10	STRENGTH OF	OPP. STRENGTH	TEAM	ADJ.	CONF.	ADJ CONF.
Average RPI Loss:	85	RECORD	PCT. RANK	GAMES	SCHEDULE	OF SCHEDULE	RPI	RPI	RPI	RPI
DIV. I ONLY	9- 7	135	7- 3	148	80	141	141	21	21	
DIV. I NON-CONF.	4- 6	201	2- 4	35	21	132	132	18	18	
TOTALS	RPI 1-25	RPI 26-50	W-L RECORDS	RPI 51-100	RPI 101-150	RPI 150+				
9- 7	0- 1	0- 1	OVERALL	1- 2	3- 2	5- 1				
5- 3	0- 1	0- 0	HOME	1- 1	0- 1	4- 0				
2- 3	0- 0	0- 0	AWAY	0- 1	1- 1	1- 1				
2- 1	0- 0	0- 1	NEUTRAL	0- 0	2- 0	0- 0				
4- 6	0- 1	0- 1	NON-CONFERENCE	1- 2	2- 1	1- 1				
2- 2	0- 1	0- 0	HOME	1- 1	0- 0	1- 0				
0- 3	0- 0	0- 0	AWAY	0- 1	0- 1	0- 1				
2- 1	0- 0	0- 1	NEUTRAL	0- 0	2- 0	0- 0				
5- 1	0- 0	0- 0	CONFERENCE	0- 0	1- 1	4- 0				
3- 1	0- 0	0- 0	HOME	0- 0	0- 1	3- 0				
2- 0	0- 0	0- 0	AWAY	0- 0	1- 0	1- 0				
0- 0	0- 0	0- 0	NEUTRAL	0- 0	0- 0	0- 0				

RPI 1-25				RPI 26-50				RPI 51-100				RPI 101+ Team's RPI: 141			
RPI	S	Opponent	Score	RPI	S	Opponent	Score	RPI	S	Opponent	Score	RPI	S	Opponent	Score
21	H	Iowa	65 80	26	N	Seton Hall	49 57	78	H	Iowa St.	75 84	103	A	Creighton	61 69
								79	A	South Dakota St.	86 89	108	A	Missouri St.	65 60
								81	H	South Dakota	64 43	109	N	Georgia Tech	61 58
												113	H	Southern Ill.	60 65
												129	N	Akron	59 51
												174	A	North Dakota	59 64
												193	H	Tulsa	75 59
												269	H	Indiana St.	53 42
												274	H	Evansville	62 51
												311	A	Wichita St.	55 44
												335	H	Illinois St.	65 51
LAST 12 Division I GAMES:															
113	H	Southern Ill.	60 65	269	H	Indiana St.	53 42								
274	H	Evansville	62 51	335	H	Illinois St.	65 51								
103	A	Creighton	61 69	108	A	Missouri St.	65 60								
193	H	Tulsa	75 59	311	A	Wichita St.	55 44								
129	N	Akron	59 51	174	A	North Dakota	59 64								
79	A	South Dakota St.	86 89	78	H	Iowa St.	75 84								

Non-Div I Games: Rockhurst 58 39

UNI

Average RPI Win:	275	WON-LOST	WINNING	LAST 10	STRENGTH OF	OPP. STRENGTH	TEAM	ADJ.	CONF.	ADJ CONF.
Average RPI Loss:	84	RECORD	PCT. RANK	GAMES	SCHEDULE	OF SCHEDULE	RPI	RPI	RPI	RPI
DIV. I ONLY	8- 7	154	4- 6	224	196	186	186	18	18	
DIV. I NON-CONF.	6- 4	124	3- 4	265	188	179	179	19	19	
TOTALS	RPI 1-25	RPI 26-50	W-L RECORDS	RPI 51-100	RPI 101-150	RPI 150+				
8- 7	0- 1	0- 1	OVERALL	0- 3	0- 2	8- 0				
5- 2	0- 0	0- 0	HOME	0- 2	0- 0	5- 0				
3- 4	0- 1	0- 0	AWAY	0- 1	0- 2	3- 0				
0- 1	0- 0	0- 1	NEUTRAL	0- 0	0- 0	0- 0				
6- 4	0- 1	0- 1	NON-CONFERENCE	0- 1	0- 1	6- 0				
4- 1	0- 0	0- 0	HOME	0- 1	0- 0	4- 0				
2- 2	0- 1	0- 0	AWAY	0- 0	0- 1	2- 0				
0- 1	0- 0	0- 1	NEUTRAL	0- 0	0- 0	0- 0				
2- 3	0- 0	0- 0	CONFERENCE	0- 2	0- 1	2- 0				
1- 1	0- 0	0- 0	HOME	0- 1	0- 0	1- 0				
1- 2	0- 0	0- 0	AWAY	0- 1	0- 1	1- 0				
0- 0	0- 0	0- 0	NEUTRAL	0- 0	0- 0	0- 0				

RPI 1-25				RPI 26-50				RPI 51-100				RPI 101+ Team's RPI: 186			
RPI	S	Opponent	Score	RPI	S	Opponent	Score	RPI	S	Opponent	Score	RPI	S	Opponent	Score
17	A	Southern California	42 73	37	N	UTEP	52 60	52	H	Colorado St.	56 64	139	A	Long Beach St.	63 67
								96	H	Drake	68 76	147	A	New Mexico	53 67
								100	A	Fresno St.	54 58	173	H	George Mason	67 59
												214	H	Wyoming	66 37
												218	A	Houston	63 60
												268	H	Pepperdine	83 63
												319	H	UC Irvine	72 52
												329	H	Southern Utah	79 44
												332	A	A&M-Corpus Christi	65 51
												344	A	Air Force	60 56
LAST 12 Division I GAMES:															
100	A	Fresno St.	54 58	344	A	Air Force	60 56								
139	A	Long Beach St.	63 67	147	A	New Mexico	53 67								
37	N	UTEP	52 60	214	H	Wyoming	66 37								
332	A	A&M-Corpus Christi	65 51	52	H	Colorado St.	56 64								
218	A	Houston	63 60	96	H	Drake	68 76								
17	A	Southern California	42 73	173	H	George Mason	67 59								

Non-Div I Games: Cal St. San Marcos 62 43

UNLV

■ Loss,
 ■ Non-Conf,
 ■ S Site,
 ■ H Home
 ■ A Away
 N Neutral

Average RPI Win:	316	WON-LOST	WINNING	LAST 10	STRENGTH OF	OPP. STRENGTH	TEAM	ADJ.	CONF.	ADJ CONF.
Average RPI Loss:	150	RECORD	PCT. RANK	GAMES	SCHEDULE	OF SCHEDULE	RPI	RPI	RPI	RPI
DIV. I ONLY	7- 7	166	5- 4	341	246	243	243	28	28	
DIV. I NON-CONF.	6- 6	160	4- 5	342	287	267	267	28	28	
TOTALS	RPI 1-25	RPI 26-50	W-L RECORDS	RPI 51-100	RPI 101-150	RPI 150+				
7- 7	0- 0	0- 0	OVERALL	0- 2	0- 2	7- 3				
3- 1	0- 0	0- 0	HOME	0- 0	0- 0	3- 1				
4- 6	0- 0	0- 0	AWAY	0- 2	0- 2	4- 2				
0- 0	0- 0	0- 0	NEUTRAL	0- 0	0- 0	0- 0				
6- 6	0- 0	0- 0	NON-CONFERENCE	0- 1	0- 2	6- 3				
3- 1	0- 0	0- 0	HOME	0- 0	0- 0	3- 1				
3- 5	0- 0	0- 0	AWAY	0- 1	0- 2	3- 2				
0- 0	0- 0	0- 0	NEUTRAL	0- 0	0- 0	0- 0				
1- 1	0- 0	0- 0	CONFERENCE	0- 1	0- 0	1- 0				
0- 0	0- 0	0- 0	HOME	0- 0	0- 0	0- 0				
1- 1	0- 0	0- 0	AWAY	0- 1	0- 0	1- 0				
0- 0	0- 0	0- 0	NEUTRAL	0- 0	0- 0	0- 0				

RPI S	Opponent	Score	RPI S	Opponent	Score	RPI S	Opponent	Score	RPI S	Opponent	Score	Team's RPI: 243
						53	A FGCU	43 54	104	A North Carolina	40 80	
						71	A Michigan	61 119	109	A Georgia Tech	46 87	
									184	A UNC Asheville	59 68	
									213	H Furman	63 75	
									259	H UNCG	84 61	
									281	A Morehead St.	86 72	
									313	A UMES	59 78	
									314	H Western Caro.	68 59	
									325	A IPFW	84 81	
									337	A NJIT	58 41	
									347	A Norfolk St.	82 62	
									349	H N.C. Central	68 46	
LAST 12 Division I GAMES:												
104	A North Carolina	40 80	53	A FGCU	43 54							
281	A Morehead St.	86 72	337	A NJIT	58 41							
213	H Furman	63 75	314	H Western Caro.	68 59							
109	A Georgia Tech	46 87	349	H N.C. Central	68 46							
259	H UNCG	84 61	71	A Michigan	61 119							
184	A UNC Asheville	59 68	325	A IPFW	84 81							

Non-Div I Games: Southern Wesleyan 84 51 Mars Hill 81 65 Bob Jones 96 46

USC Upstate

Loss, Non-Conf, S Site, H Home A Away N Neutral

Average RPI Win:	218	WON-LOST	WINNING	LAST 10	STRENGTH OF	OPP. STRENGTH	TEAM	ADJ.	CONF.	ADJ CONF.
Average RPI Loss:	70	RECORD	PCT. RANK	GAMES	SCHEDULE	OF SCHEDULE	RPI	RPI	RPI	RPI
DIV. I ONLY	10- 7	124	7- 3	126	116	87	87	23	23	
DIV. I NON-CONF.	7- 6	156	5- 3	68	42	77	77	22	22	
TOTALS	RPI 1-25	RPI 26-50	W-L RECORDS	RPI 51-100	RPI 101-150	RPI 150+				
10- 7	0- 2	0- 0	OVERALL	0- 3	2- 1	8- 1				
4- 1	0- 0	0- 0	HOME	0- 1	1- 0	3- 0				
5- 6	0- 2	0- 0	AWAY	0- 2	1- 1	4- 1				
1- 0	0- 0	0- 0	NEUTRAL	0- 0	0- 0	1- 0				
7- 6	0- 2	0- 0	NON-CONFERENCE	0- 3	2- 1	5- 0				
3- 1	0- 0	0- 0	HOME	0- 1	1- 0	2- 0				
3- 5	0- 2	0- 0	AWAY	0- 2	1- 1	2- 0				
1- 0	0- 0	0- 0	NEUTRAL	0- 0	0- 0	1- 0				
3- 1	0- 0	0- 0	CONFERENCE	0- 0	0- 0	3- 1				
1- 0	0- 0	0- 0	HOME	0- 0	0- 0	1- 0				
2- 1	0- 0	0- 0	AWAY	0- 0	0- 0	2- 1				
0- 0	0- 0	0- 0	NEUTRAL	0- 0	0- 0	0- 0				

RPI 1-25				RPI 26-50				RPI 51-100 Team's RPI: 87				RPI 101+			
RPI	S	Opponent	Score	RPI	S	Opponent	Score	RPI	S	Opponent	Score	RPI	S	Opponent	Score
15	A	Louisville	66 88					54	A	Vanderbilt	61 64	107	A	Illinois	74 94
21	A	Iowa	56 62					55	A	Chattanooga	46 61	113	A	Southern Ill.	70 63
								65	H	Arkansas St.	74 76	133	H	Alabama	83 65
												158	H	Samford	52 50
												174	N	North Dakota	84 58
												175	A	Eastern Ky.	61 70
												205	A	Cincinnati	63 57
												242	H	Miami (OH)	74 47
												274	A	Evansville	75 48
												281	A	Morehead St.	85 67
												291	H	Tennessee Tech	67 53
												305	A	Jacksonville St.	63 53
LAST 12 Division I GAMES:															
15	A	Louisville	66 88	305	A	Jacksonville St.	63 53								
54	A	Vanderbilt	61 64	291	H	Tennessee Tech	67 53								
205	A	Cincinnati	63 57	281	A	Morehead St.	85 67								
242	H	Miami (OH)	74 47	175	A	Eastern Ky.	61 70								
274	A	Evansville	75 48	133	H	Alabama	83 65								
158	H	Samford	52 50	55	A	Chattanooga	46 61								

Non-Div I Games:

UT Martin

■ Loss,
 ■ Non-Conf,
 ■ S Site,
 ■ H Home
 ■ A Away
 N Neutral

Average RPI Win:	169	WON-LOST	WINNING	LAST 10	STRENGTH OF	OPP. STRENGTH	TEAM	ADJ.	CONF.	ADJ CONF.
Average RPI Loss:	139	RECORD	PCT. RANK	GAMES	SCHEDULE	OF SCHEDULE	RPI	RPI	RPI	RPI
DIV. I ONLY	13- 1	6	8- 1	172	126	37	37	11	11	
DIV. I NON-CONF.	8- 1	23	5- 1	118	166	24	24	10	10	
TOTALS	RPI 1-25	RPI 26-50	W-L RECORDS	RPI 51-100	RPI 101-150	RPI 150+				
13- 1	0- 0	0- 0	OVERALL	2- 0	5- 1	6- 0				
9- 0	0- 0	0- 0	HOME	2- 0	3- 0	4- 0				
3- 1	0- 0	0- 0	AWAY	0- 0	2- 1	1- 0				
1- 0	0- 0	0- 0	NEUTRAL	0- 0	0- 0	1- 0				
8- 1	0- 0	0- 0	NON-CONFERENCE	1- 0	3- 1	4- 0				
6- 0	0- 0	0- 0	HOME	1- 0	2- 0	3- 0				
1- 1	0- 0	0- 0	AWAY	0- 0	1- 1	0- 0				
1- 0	0- 0	0- 0	NEUTRAL	0- 0	0- 0	1- 0				
5- 0	0- 0	0- 0	CONFERENCE	1- 0	2- 0	2- 0				
3- 0	0- 0	0- 0	HOME	1- 0	1- 0	1- 0				
2- 0	0- 0	0- 0	AWAY	0- 0	1- 0	1- 0				
0- 0	0- 0	0- 0	NEUTRAL	0- 0	0- 0	0- 0				

RPI 1-25			RPI 26-50			Team's RPI: 37			RPI 51-100			RPI 101+		
RPI	S	Opponent	Score	RPI	S	Opponent	Score		RPI	S	Opponent	Score		
									75	H	UC Riverside	68	57	
									97	H	Middle Tenn.	84	73	
												114	A	New Mexico St.
												139	A	Long Beach St.
												143	A	North Texas
												145	H	Hampton
												146	H	UAB
												147	H	New Mexico
												168	H	Idaho St.
												186	N	UNLV
												231	H	Houston Baptist
												245	A	Rice
												247	H	UTSA
												252	H	Northern Ariz.
LAST 12 Division I GAMES:														
245	A	Rice	60	54	247	H	UTSA	62	55					
186	N	UNLV	60	52	146	H	UAB	62	54					
139	A	Long Beach St.	40	47	97	H	Middle Tenn.	84	73					
114	A	New Mexico St.	71	65	143	A	North Texas	75	67					
147	H	New Mexico	70	62	75	H	UC Riverside	68	57					
168	H	Idaho St.	67	54	145	H	Hampton	78	54					

Non-Div I Games: Tex. Permian Basin 86 32

UTEP

■ Loss,
 ■ Non-Conf,
 ■ S Site,
 ■ H Home
 ■ A Away
 N Neutral

Average RPI Win:	260	WON-LOST	WINNING	LAST 10	STRENGTH OF	OPP. STRENGTH	TEAM	ADJ.	CONF.	ADJ CONF.
Average RPI Loss:	106	RECORD	PCT. RANK	GAMES	SCHEDULE	OF SCHEDULE	RPI	RPI	RPI	RPI
DIV. I ONLY	9- 7	135	6- 3	303	128	163	163	24	24	
DIV. I NON-CONF.	5- 7	198	3- 4	253	76	177	177	26	26	
TOTALS	RPI 1-25	RPI 26-50	W-L RECORDS	RPI 51-100	RPI 101-150	RPI 150+				
9- 7	0- 0	0- 3	OVERALL	0- 2	0- 1	9- 1				
3- 0	0- 0	0- 0	HOME	0- 0	0- 0	3- 0				
5- 6	0- 0	0- 3	AWAY	0- 2	0- 0	5- 1				
1- 1	0- 0	0- 0	NEUTRAL	0- 0	0- 1	1- 0				
5- 7	0- 0	0- 3	NON-CONFERENCE	0- 2	0- 1	5- 1				
1- 0	0- 0	0- 0	HOME	0- 0	0- 0	1- 0				
3- 6	0- 0	0- 3	AWAY	0- 2	0- 0	3- 1				
1- 1	0- 0	0- 0	NEUTRAL	0- 0	0- 1	1- 0				
4- 0	0- 0	0- 0	CONFERENCE	0- 0	0- 0	4- 0				
2- 0	0- 0	0- 0	HOME	0- 0	0- 0	2- 0				
2- 0	0- 0	0- 0	AWAY	0- 0	0- 0	2- 0				
0- 0	0- 0	0- 0	NEUTRAL	0- 0	0- 0	0- 0				

RPI S	Opponent	Score	RPI S	Opponent	Score	RPI S	Opponent	Score	RPI S	Opponent	Score	Team's RPI: 163
28	A Oklahoma St.	54 78	84	A TCU	67 71	138	N East Carolina	59 70				
30	A Syracuse	32 91	86	A Eastern Mich.	56 78	156	N Cal Poly	66 58				
46	A Kansas St.	43 61				218	A Houston	55 45				
						222	H Utah Valley	61 48				
						226	H Grand Canyon	52 28				
						254	A UC Santa Barbara	62 60				
						292	A UMKC	62 53				
						320	A Incarnate Word	68 50				
						320	H Incarnate Word	60 47				
						331	A Chicago St.	64 56				
						332	A A&M-Corpus Christi	46 49				
LAST 12 Division I GAMES:												
30	A Syracuse	32 91	292	A UMKC	62 53							
218	A Houston	55 45	331	A Chicago St.	64 56							
320	H Incarnate Word	60 47	222	H Utah Valley	61 48							
46	A Kansas St.	43 61	226	H Grand Canyon	52 28							
28	A Oklahoma St.	54 78	332	A A&M-Corpus Christi	46 49							
320	A Incarnate Word	68 50	84	A TCU	67 71							

Non-Div I Games: Concordia (TX) 90 44 Evangel 75 60 Texas Lutheran 90 38

UTRGV

Loss, Non-Conf, S Site, H Home A Away N Neutral

UTSA

Through Games Of Jan. 17, 2016

Average RPI Win:	237	WON-LOST	WINNING	LAST 10	STRENGTH OF	OPP. STRENGTH	TEAM	ADJ.	CONF.	ADJ CONF.
Average RPI Loss:	116	RECORD	PCT. RANK	GAMES	SCHEDULE	OF SCHEDULE	RPI	RPI	RPI	RPI
DIV. I ONLY	3- 10	301	1- 7	95	136	247	247	11	11	
DIV. I NON-CONF.	2- 6	272	1- 4	88	185	240	240	10	10	
TOTALS	RPI 1-25	RPI 26-50	W-L RECORDS	RPI 51-100	RPI 101-150	RPI 150+				
3- 10	0- 2	0- 2	OVERALL	0- 1	1- 1	2- 4				
3- 3	0- 0	0- 0	HOME	0- 1	1- 0	2- 2				
0- 7	0- 2	0- 2	AWAY	0- 0	0- 1	0- 2				
0- 0	0- 0	0- 0	NEUTRAL	0- 0	0- 0	0- 0				
2- 6	0- 2	0- 1	NON-CONFERENCE	0- 0	0- 0	2- 3				
2- 2	0- 0	0- 0	HOME	0- 0	0- 0	2- 2				
0- 4	0- 2	0- 1	AWAY	0- 0	0- 0	0- 1				
0- 0	0- 0	0- 0	NEUTRAL	0- 0	0- 0	0- 0				
1- 4	0- 0	0- 1	CONFERENCE	0- 1	1- 1	0- 1				
1- 1	0- 0	0- 0	HOME	0- 1	1- 0	0- 0				
0- 3	0- 0	0- 1	AWAY	0- 0	0- 1	0- 1				
0- 0	0- 0	0- 0	NEUTRAL	0- 0	0- 0	0- 0				

RPI 1-25				RPI 26-50				RPI 51-100				RPI 101+ Team's RPI: 247			
RPI	S	Opponent	Score	RPI	S	Opponent	Score	RPI	S	Opponent	Score	RPI	S	Opponent	Score
8	A	Texas	53 90	34	A	Oklahoma	41 80	97	H	Middle Tenn.	63 74	143	A	North Texas	58 68
18	A	Abilene Christian	60 79	37	A	UTEP	55 62					146	H	UAB	54 52
												155	A	Texas St.	64 72
												169	H	Texas-Arlington	47 51
												231	H	Houston Baptist	79 50
												245	A	Rice	48 49
												255	H	Texas Southern	44 59
												335	H	Illinois St.	77 51
LAST 12 Division I GAMES:															
143	A	North Texas	58 68	37	A	UTEP	55 62	97	H	Middle Tenn.	63 74	146	H	UAB	54 52
255	H	Texas Southern	44 59	97	H	Middle Tenn.	63 74	245	A	Rice	48 49	335	H	Illinois St.	77 51
169	H	Texas-Arlington	47 51	146	H	UAB	54 52	18	A	Abilene Christian	60 79				
34	A	Oklahoma	41 80												
155	A	Texas St.	64 72												
231	H	Houston Baptist	79 50												

Non-Div I Games: Howard Payne 106 65 Tex. A&M-Kingsville 88 51

UTSA

Loss, Non-Conf, S Site, H Home A Away N Neutral

Average RPI Win:	144	WON-LOST	WINNING	LAST 10	STRENGTH OF	OPP. STRENGTH	TEAM	ADJ.	CONF.	ADJ CONF.
Average RPI Loss:	25	RECORD	PCT. RANK	GAMES	SCHEDULE	OF SCHEDULE	RPI	RPI	RPI	RPI
DIV. I ONLY	12- 5	74	7- 3	36	25	35	35	1	1	
DIV. I NON-CONF.	8- 3	78	5- 1	127	97	89	89	1	1	
TOTALS	RPI 1-25	RPI 26-50	W-L RECORDS	RPI 51-100	RPI 101-150	RPI 150+				
12- 5	1- 3	0- 1	OVERALL	5- 1	1- 0	5- 0				
9- 0	1- 0	0- 0	HOME	3- 0	1- 0	4- 0				
3- 3	0- 3	0- 0	AWAY	2- 0	0- 0	1- 0				
0- 2	0- 0	0- 1	NEUTRAL	0- 1	0- 0	0- 0				
8- 3	0- 1	0- 1	NON-CONFERENCE	2- 1	1- 0	5- 0				
7- 0	0- 0	0- 0	HOME	2- 0	1- 0	4- 0				
1- 1	0- 1	0- 0	AWAY	0- 0	0- 0	1- 0				
0- 2	0- 0	0- 1	NEUTRAL	0- 1	0- 0	0- 0				
4- 2	1- 2	0- 0	CONFERENCE	3- 0	0- 0	0- 0				
2- 0	1- 0	0- 0	HOME	1- 0	0- 0	0- 0				
2- 2	0- 2	0- 0	AWAY	2- 0	0- 0	0- 0				
0- 0	0- 0	0- 0	NEUTRAL	0- 0	0- 0	0- 0				

RPI 1-25				RPI 26-50				Team's RPI: 35				RPI 51-100				RPI 101+			
RPI	S	Opponent	Score	RPI	S	Opponent	Score	RPI	S	Opponent	Score	RPI	S	Opponent	Score	RPI	S	Opponent	Score
5	A	Stanford	52 72	34	N	Oklahoma	55 70	51	H	Washington St.	73 71	103	H	Creighton	74 58				
11	A	Arizona St.	60 80					62	N	Boston College	51 76	173	H	George Mason	74 62				
12	A	BYU	59 73					69	A	California	84 79	210	H	UC Davis	88 58				
16	H	Washington	88 83					80	A	Arizona	60 55	215	A	Utah St.	64 61				
								81	H	South Dakota	66 59	300	H	CSUN	97 56				
								100	H	Fresno St.	78 63	326	H	Lamar	71 67				
LAST 12 Division I GAMES:																			
				16	H	Washington	88 83					11	A	Arizona St.	60 80				
				51	H	Washington St.	73 71					80	A	Arizona	60 55				
				210	H	UC Davis	88 58					69	A	California	84 79				
				215	A	Utah St.	64 61					5	A	Stanford	52 72				
				100	H	Fresno St.	78 63					103	H	Creighton	74 58				
				12	A	BYU	59 73					300	H	CSUN	97 56				

Non-Div I Games:

Utah

Average RPI Win:	217	WON-LOST	WINNING	LAST 10	STRENGTH OF	OPP. STRENGTH	TEAM	ADJ.	CONF.	ADJ CONF.
Average RPI Loss:	139	RECORD	PCT. RANK	GAMES	SCHEDULE	OF SCHEDULE	RPI	RPI	RPI	RPI
DIV. I ONLY	6- 9	218	5- 5	217	129	215	215	18	18	
DIV. I NON-CONF.	3- 6	234	2- 3	200	63	209	209	19	19	
TOTALS	RPI 1-25	RPI 26-50	W-L RECORDS	RPI 51-100	RPI 101-150	RPI 150+				
6- 9	0- 1	0- 1	OVERALL	0- 1	2- 0	4- 6				
2- 4	0- 0	0- 1	HOME	0- 1	2- 0	0- 2				
3- 5	0- 1	0- 0	AWAY	0- 0	0- 0	3- 4				
1- 0	0- 0	0- 0	NEUTRAL	0- 0	0- 0	1- 0				
3- 6	0- 1	0- 1	NON-CONFERENCE	0- 0	1- 0	2- 4				
1- 2	0- 0	0- 1	HOME	0- 0	1- 0	0- 1				
1- 4	0- 1	0- 0	AWAY	0- 0	0- 0	1- 3				
1- 0	0- 0	0- 0	NEUTRAL	0- 0	0- 0	1- 0				
3- 3	0- 0	0- 0	CONFERENCE	0- 1	1- 0	2- 2				
1- 2	0- 0	0- 0	HOME	0- 1	1- 0	0- 1				
2- 1	0- 0	0- 0	AWAY	0- 0	0- 0	2- 1				
0- 0	0- 0	0- 0	NEUTRAL	0- 0	0- 0	0- 0				

RPI 1-25				RPI 26-50				RPI 51-100				RPI 101+ Team's RPI: 215			
RPI	S	Opponent	Score	RPI	S	Opponent	Score	RPI	S	Opponent	Score	RPI	S	Opponent	Score
12	A	BYU	69 81	35	H	Utah	61 64	52	H	Colorado St.	49 69	135	H	Pacific	78 70
												147	H	New Mexico	72 56
												161	A	Northern Colo.	60 74
												168	A	Idaho St.	67 81
												177	A	Boise St.	78 84
												194	H	Sacramento St.	86 95
												203	N	Tennessee St.	63 46
												220	A	Montana	70 86
												222	A	Utah Valley	76 72
												228	H	San Jose St.	74 86
												249	A	San Diego St.	55 36
												344	A	Air Force	66 53
LAST 12 Division I GAMES:															
249	A	San Diego St.	55 36	52	H	Colorado St.	49 69								
228	H	San Jose St.	74 86	344	A	Air Force	66 53								
35	H	Utah	61 64	147	H	New Mexico	72 56								
220	A	Montana	70 86	177	A	Boise St.	78 84								
203	N	Tennessee St.	63 46	168	A	Idaho St.	67 81								
222	A	Utah Valley	76 72	161	A	Northern Colo.	60 74								

Non-Div I Games: Westminster (UT) 74 67 Haskell 90 63

Utah St.

Loss, Non-Conf, S Site, H Home A Away N Neutral

Utah Valley

Through Games Of Jan. 17, 2016

Average RPI Win:	245	WON-LOST	WINNING	LAST 10	STRENGTH OF	OPP. STRENGTH	TEAM	ADJ.	CONF.	ADJ CONF.
Average RPI Loss:	156	RECORD	PCT. RANK	GAMES	SCHEDULE	OF SCHEDULE	RPI	RPI	RPI	RPI
DIV. I ONLY	5- 11	258	1- 9	121	327	222	222	24	24	
DIV. I NON-CONF.	5- 8	209	2- 7	142	324	198	198	26	26	
TOTALS	RPI 1-25	RPI 26-50	W-L RECORDS	RPI 51-100	RPI 101-150	RPI 150+				
5- 11	0- 1	0- 0	OVERALL	0- 1	1- 2	4- 7				
2- 4	0- 0	0- 0	HOME	0- 0	1- 0	1- 4				
3- 6	0- 1	0- 0	AWAY	0- 1	0- 1	3- 3				
0- 1	0- 0	0- 0	NEUTRAL	0- 0	0- 1	0- 0				
5- 8	0- 1	0- 0	NON-CONFERENCE	0- 1	1- 1	4- 5				
2- 3	0- 0	0- 0	HOME	0- 0	1- 0	1- 3				
3- 4	0- 1	0- 0	AWAY	0- 1	0- 0	3- 2				
0- 1	0- 0	0- 0	NEUTRAL	0- 0	0- 1	0- 0				
0- 3	0- 0	0- 0	CONFERENCE	0- 0	0- 1	0- 2				
0- 1	0- 0	0- 0	HOME	0- 0	0- 0	0- 1				
0- 2	0- 0	0- 0	AWAY	0- 0	0- 1	0- 1				
0- 0	0- 0	0- 0	NEUTRAL	0- 0	0- 0	0- 0				

RPI 1-25				RPI 26-50				RPI 51-100				RPI 101+ Team's RPI: 222			
RPI	S	Opponent	Score	RPI	S	Opponent	Score	RPI	S	Opponent	Score	RPI	S	Opponent	Score
12	A	BYU	62 78					99	A	Oregon	68 79	114	A	New Mexico St.	68 73
												128	H	San Francisco	94 88
												133	N	Alabama	60 67
												163	A	UTRGV	48 61
												165	A	Weber St.	56 61
												168	H	Idaho St.	47 56
												177	A	Boise St.	72 70
												206	A	Eastern Wash.	64 68
												210	H	UC Davis	55 59
												215	H	Utah St.	72 76
												226	H	Grand Canyon	53 61
												263	A	Omaha	74 59
												329	H	Southern Utah	70 58
												330	A	Nevada	73 65
LAST 12 Division I GAMES:															
168	H	Idaho St.	47 56	226	H	Grand Canyon	53 61								
263	A	Omaha	74 59	163	A	UTRGV	48 61								
165	A	Weber St.	56 61	114	A	New Mexico St.	68 73								
215	H	Utah St.	72 76	210	H	UC Davis	55 59								
99	A	Oregon	68 79	133	N	Alabama	60 67								
206	A	Eastern Wash.	64 68	330	A	Nevada	73 65								

Non-Div I Games: Bethesda (CA) 91 64 Dixie St. 77 63

Utah Valley

Loss, Non-Conf, S Site, H Home A Away N Neutral

Average RPI Win:	192	WON-LOST	WINNING	LAST 10	STRENGTH OF	OPP. STRENGTH	TEAM	ADJ.	CONF.	ADJ CONF.
Average RPI Loss:	120	RECORD	PCT. RANK	GAMES	SCHEDULE	OF SCHEDULE	RPI	RPI	RPI	RPI
DIV. I ONLY	13- 5	61	7- 3	183	132	98	98	9	9	
DIV. I NON-CONF.	11- 2	28	6- 1	209	226	69	69	8	8	
TOTALS	RPI 1-25	RPI 26-50	W-L RECORDS	RPI 51-100	RPI 101-150	RPI 150+				
13- 5	1- 0	1- 0	OVERALL	0- 2	1- 1	10- 2				
7- 3	0- 0	0- 0	HOME	0- 2	0- 0	7- 1				
6- 1	1- 0	1- 0	AWAY	0- 0	1- 0	3- 0				
0- 1	0- 0	0- 0	NEUTRAL	0- 0	0- 1	0- 0				
11- 2	1- 0	0- 0	NON-CONFERENCE	0- 0	1- 1	9- 1				
7- 0	0- 0	0- 0	HOME	0- 0	0- 0	7- 0				
4- 1	1- 0	0- 0	AWAY	0- 0	1- 0	2- 1				
0- 1	0- 0	0- 0	NEUTRAL	0- 0	0- 1	0- 0				
2- 3	0- 0	1- 0	CONFERENCE	0- 2	0- 0	1- 1				
0- 3	0- 0	0- 0	HOME	0- 2	0- 0	0- 1				
2- 0	0- 0	1- 0	AWAY	0- 0	0- 0	1- 0				
0- 0	0- 0	0- 0	NEUTRAL	0- 0	0- 0	0- 0				

RPI 1-25				RPI 26-50				RPI 51-100				Team's RPI: 98	RPI 101+			
RPI	S	Opponent	Score	RPI	S	Opponent	Score	RPI	S	Opponent	Score		RPI	S	Opponent	Score
11	A	Arizona St.	57 48	40	A	Dayton	74 72	68	H	Saint Joseph's	63 66		111	N	Toledo	61 80
								88	H	Saint Louis	72 77		119	A	Iona	74 58
													152	A	IUPUI	69 70
													153	H	William & Mary	73 47
													176	H	Old Dominion	74 54
													183	H	Davidson	50 56
													192	H	Coppin St.	73 42
													213	H	Furman	67 45
													221	A	Massachusetts	74 66
													248	H	UNCW	58 45
													264	A	High Point	69 39
													267	H	Campbell	57 34
													279	A	N.C. A&T	64 49
													313	H	UMES	63 39
LAST 12 Division I GAMES:																
221	A	Massachusetts	74 66	183	H	Davidson	50 56									
279	A	N.C. A&T	64 49	40	A	Dayton	74 72									
153	H	William & Mary	73 47	68	H	Saint Joseph's	63 66									
176	H	Old Dominion	74 54	88	H	Saint Louis	72 77									
264	A	High Point	69 39	111	N	Toledo	61 80									
313	H	UMES	63 39	11	A	Arizona St.	57 48									

Non-Div I Games:

VCU

■ Loss,
 ■ Non-Conf, S Site,
 ■ Home
 ■ Away
 N Neutral

Valparaiso

Through Games Of Jan. 17, 2016

Average RPI Win:	194	WON-LOST	WINNING	LAST 10	STRENGTH OF	OPP. STRENGTH	TEAM	ADJ.	CONF.	ADJ CONF.
Average RPI Loss:	115	RECORD	PCT. RANK	GAMES	SCHEDULE	OF SCHEDULE	RPI	RPI	RPI	RPI
DIV. I ONLY	3- 11	303	3- 5	33	121	201	201	14	14	
DIV. I NON-CONF.	1- 7	318	1- 2	44	39	241	241	14	14	
TOTALS	RPI 1-25	RPI 26-50	W-L RECORDS	RPI 51-100	RPI 101-150	RPI 150+				
3- 11	0- 3	0- 0	OVERALL	0- 2	0- 1	3- 5				
2- 4	0- 1	0- 0	HOME	0- 0	0- 1	2- 2				
1- 6	0- 2	0- 0	AWAY	0- 2	0- 0	1- 2				
0- 1	0- 0	0- 0	NEUTRAL	0- 0	0- 0	0- 1				
1- 7	0- 2	0- 0	NON-CONFERENCE	0- 1	0- 1	1- 3				
1- 3	0- 1	0- 0	HOME	0- 0	0- 1	1- 1				
0- 3	0- 1	0- 0	AWAY	0- 1	0- 0	0- 1				
0- 1	0- 0	0- 0	NEUTRAL	0- 0	0- 0	0- 1				
2- 4	0- 1	0- 0	CONFERENCE	0- 1	0- 0	2- 2				
1- 1	0- 0	0- 0	HOME	0- 0	0- 0	1- 1				
1- 3	0- 1	0- 0	AWAY	0- 1	0- 0	1- 1				
0- 0	0- 0	0- 0	NEUTRAL	0- 0	0- 0	0- 0				

RPI 1-25				RPI 26-50				RPI 51-100				RPI 101+ Team's RPI: 201			
RPI	S	Opponent	Score	RPI	S	Opponent	Score	RPI	S	Opponent	Score	RPI	S	Opponent	Score
1	H	Notre Dame	54 110					63	A	San Diego	60 76	129	H	Akron	74 85
14	A	Green Bay	42 81					83	A	Wright St.	63 80	159	A	Butler	53 72
15	A	Louisville	42 75									161	N	Northern Colo.	63 77
												162	H	SIUE	69 56
												179	A	Northern Ky.	61 60
												180	H	Detroit	66 72
												216	A	Milwaukee	60 82
												241	H	Oakland	81 66
												242	H	Miami (OH)	72 75
LAST 12 Division I GAMES:															
				83	A	Wright St.	63 80	216	A	Milwaukee	60 82				
				179	A	Northern Ky.	61 60	14	A	Green Bay	42 81				
				162	H	SIUE	69 56	241	H	Oakland	81 66				
				129	H	Akron	74 85	180	H	Detroit	66 72				
				15	A	Louisville	42 75	161	N	Northern Colo.	63 77				
				242	H	Miami (OH)	72 75	63	A	San Diego	60 76				

Non-Div I Games: Ind.-Northwest 79 57 Cardinal Stritch 63 62 Ind.-Kokomo 88 22

Valparaiso

Loss, Non-Conf, S Site, H Home A Away N Neutral

Vanderbilt

Through Games Of Jan. 17, 2016

Average RPI Win:	174	WON-LOST	WINNING	LAST 10	STRENGTH OF	OPP. STRENGTH	TEAM	ADJ.	CONF.	ADJ CONF.
Average RPI Loss:	58	RECORD	PCT. RANK	GAMES	SCHEDULE	OF SCHEDULE	RPI	RPI	RPI	RPI
DIV. I ONLY	13- 4	46	8- 2	90	106	54	54	3	3	
DIV. I NON-CONF.	11- 2	28	8- 0	162	122	44	44	2	2	
TOTALS	RPI 1-25	RPI 26-50	W-L RECORDS	RPI 51-100	RPI 101-150	RPI 150+				
13- 4	0- 2	1- 1	OVERALL	1- 0	5- 0	6- 1				
9- 1	0- 1	1- 0	HOME	1- 0	2- 0	5- 0				
3- 3	0- 1	0- 1	AWAY	0- 0	2- 0	1- 1				
1- 0	0- 0	0- 0	NEUTRAL	0- 0	1- 0	0- 0				
11- 2	0- 1	1- 1	NON-CONFERENCE	1- 0	3- 0	6- 0				
8- 0	0- 0	1- 0	HOME	1- 0	1- 0	5- 0				
2- 2	0- 1	0- 1	AWAY	0- 0	1- 0	1- 0				
1- 0	0- 0	0- 0	NEUTRAL	0- 0	1- 0	0- 0				
2- 2	0- 1	0- 0	CONFERENCE	0- 0	2- 0	0- 1				
1- 1	0- 1	0- 0	HOME	0- 0	1- 0	0- 0				
1- 1	0- 0	0- 0	AWAY	0- 0	1- 0	0- 1				
0- 0	0- 0	0- 0	NEUTRAL	0- 0	0- 0	0- 0				

RPI 1-25				RPI 26-50				RPI 51-100				Team's RPI: 54	RPI 101+			
RPI	S	Opponent	Score	RPI	S	Opponent	Score	RPI	S	Opponent	Score		RPI	S	Opponent	Score
4	H	South Carolina	61 71	33	H	Ohio	62 59	87	H	UT Martin	64 61		105	A	Drexel	74 64
14	A	Green Bay	56 58	40	A	Dayton	56 81						114	N	New Mexico St.	71 45
													127	H	LSU	58 42
													133	A	Alabama	54 48
													140	H	Troy	97 43
													164	H	ETSU	65 39
													172	A	Ole Miss	52 55
													191	A	Fordham	53 40
													232	H	Presbyterian	56 38
													253	H	Austin Peay	73 56
													343	H	Mississippi Val.	89 39
													344	H	Air Force	86 29
LAST 12 Division I GAMES:																
191	A	Fordham	53 40	127	H	LSU	58 42									
114	N	New Mexico St.	71 45	133	A	Alabama	54 48									
87	H	UT Martin	64 61	4	H	South Carolina	61 71									
140	H	Troy	97 43	172	A	Ole Miss	52 55									
164	H	ETSU	65 39	344	H	Air Force	86 29									
105	A	Drexel	74 64	33	H	Ohio	62 59									

Non-Div I Games:

Vanderbilt

■ Loss,
■ Non-Conf, S Site,
■ Home
■ Away
N Neutral

Average RPI Win:	318	WON-LOST	WINNING	LAST 10	STRENGTH OF	OPP. STRENGTH	TEAM	ADJ.	CONF.	ADJ CONF.
Average RPI Loss:	201	RECORD	PCT. RANK	GAMES	SCHEDULE	OF SCHEDULE	RPI	RPI	RPI	RPI
DIV. I ONLY	5- 12	269	4- 6	272	349	297	297	15	15	
DIV. I NON-CONF.	5- 8	209	4- 4	314	349	306	306	16	16	
TOTALS	RPI 1-25	RPI 26-50	W-L RECORDS	RPI 51-100	RPI 101-150	RPI 150+				
5- 12	0- 0	0- 1	OVERALL	0- 0	0- 1	5- 10				
2- 5	0- 0	0- 0	HOME	0- 0	0- 1	2- 4				
3- 7	0- 0	0- 1	AWAY	0- 0	0- 0	3- 6				
0- 0	0- 0	0- 0	NEUTRAL	0- 0	0- 0	0- 0				
5- 8	0- 0	0- 0	NON-CONFERENCE	0- 0	0- 0	5- 8				
2- 3	0- 0	0- 0	HOME	0- 0	0- 0	2- 3				
3- 5	0- 0	0- 0	AWAY	0- 0	0- 0	3- 5				
0- 0	0- 0	0- 0	NEUTRAL	0- 0	0- 0	0- 0				
0- 4	0- 0	0- 1	CONFERENCE	0- 0	0- 1	0- 2				
0- 2	0- 0	0- 0	HOME	0- 0	0- 1	0- 1				
0- 2	0- 0	0- 1	AWAY	0- 0	0- 0	0- 1				
0- 0	0- 0	0- 0	NEUTRAL	0- 0	0- 0	0- 0				

RPI	S	Opponent	Score	RPI	S	Opponent	Score	RPI	S	Opponent	Score	RPI	S	Opponent	Score
49	A	Albany (NY)	43 72									106	H	Maine	41 62
												154	H	Quinnipiac	65 77
												170	A	Brown	54 71
												187	A	UMBC	48 85
												197	A	Columbia	56 73
												198	A	Delaware	60 71
												238	H	Hartford	47 51
												240	A	Bryant	52 68
												241	H	Oakland	68 74
												277	H	Sacred Heart	53 51
												282	A	Holy Cross	63 77
												306	H	Central Conn. St.	79 63
												323	A	Dartmouth	56 54
												337	A	NJIT	54 46
												346	H	St. Francis Brooklyn	55 59
												348	A	Boston U.	60 45
LAST 12 Division I GAMES:															
241	H	Oakland	68 74	238	H	Hartford	47 51								
348	A	Boston U.	60 45	49	A	Albany (NY)	43 72								
198	A	Delaware	60 71	106	H	Maine	41 62								
337	A	NJIT	54 46	187	A	UMBC	48 85								
323	A	Dartmouth	56 54	282	A	Holy Cross	63 77								
277	H	Sacred Heart	53 51	154	H	Quinnipiac	65 77								

Non-Div I Games:

Vermont

Average RPI Win:	142	WON-LOST	WINNING	LAST 10	STRENGTH OF	OPP. STRENGTH	TEAM	ADJ.	CONF.	ADJ CONF.
Average RPI Loss:	77	RECORD	PCT. RANK	GAMES	SCHEDULE	OF SCHEDULE	RPI	RPI	RPI	RPI
DIV. I ONLY	12- 6	96	7- 3	57	36	50	50	6	6	
DIV. I NON-CONF.	6- 4	124	2- 2	92	60	68	68	6	6	
TOTALS	RPI 1-25	RPI 26-50	W-L RECORDS	RPI 51-100	RPI 101-150	RPI 150+				
12- 6	0- 0	3- 2	OVERALL	2- 2	1- 2	6- 0				
5- 1	0- 0	2- 0	HOME	1- 0	0- 1	2- 0				
5- 4	0- 0	1- 1	AWAY	1- 2	0- 1	3- 0				
2- 1	0- 0	0- 1	NEUTRAL	0- 0	1- 0	1- 0				
6- 4	0- 0	0- 2	NON-CONFERENCE	1- 2	1- 0	4- 0				
2- 0	0- 0	0- 0	HOME	1- 0	0- 0	1- 0				
2- 3	0- 0	0- 1	AWAY	0- 2	0- 0	2- 0				
2- 1	0- 0	0- 1	NEUTRAL	0- 0	1- 0	1- 0				
6- 2	0- 0	3- 0	CONFERENCE	1- 0	0- 2	2- 0				
3- 1	0- 0	2- 0	HOME	0- 0	0- 1	1- 0				
3- 1	0- 0	1- 0	AWAY	1- 0	0- 1	1- 0				
0- 0	0- 0	0- 0	NEUTRAL	0- 0	0- 0	0- 0				

RPI 1-25				RPI 26-50				Team's RPI: 50				RPI 51-100				RPI 101+			
RPI	S	Opponent	Score	RPI	S	Opponent	Score	RPI	S	Opponent	Score	RPI	S	Opponent	Score	RPI	S	Opponent	Score
26	H	Seton Hall	55 45	29	A	George Washington	70 78	60	A	North Carolina St.	64 70	103	H	Creighton	62 65				
32	A	DePaul	64 60	44	H	St. John's (NY)	58 54	68	H	Saint Joseph's	55 49	105	N	Drexel	67 55				
48	N	St. Mary's (CA)	60 67					85	A	Temple	55 61	134	A	Xavier	67 74				
								89	A	Marquette	82 75	159	A	Butler	57 45				
												194	N	Sacramento St.	78 54				
												211	H	Providence	67 39				
												223	A	Lehigh	65 44				
												272	H	Loyola Maryland	67 55				
												283	A	La Salle	67 56				
LAST 12 Division I GAMES:																			
103	H	Creighton	62 65	44	H	St. John's (NY)	58 54	29	A	George Washington	70 78	194	N	Sacramento St.	78 54				
211	H	Providence	67 39	26	H	Seton Hall	55 45												
134	A	Xavier	67 74	32	A	DePaul	64 60												
159	A	Butler	57 45	89	A	Marquette	82 75												
283	A	La Salle	67 56	48	N	St. Mary's (CA)	60 67												

Non-Div I Games:

Villanova

■ Loss,
■ Non-Conf, S Site,
■ Home
■ Away
N Neutral

Average RPI Win:	190	WON-LOST	WINNING	LAST 10	STRENGTH OF	OPP. STRENGTH	TEAM	ADJ.	CONF.	ADJ CONF.
Average RPI Loss:	23	RECORD	PCT. RANK	GAMES	SCHEDULE	OF SCHEDULE	RPI	RPI	RPI	RPI
DIV. I ONLY	13- 6	91	7- 3	63	62	77	77	5	5	
DIV. I NON-CONF.	10- 4	87	5- 2	177	100	107	107	5	5	
TOTALS	RPI 1-25	RPI 26-50	W-L RECORDS	RPI 51-100	RPI 101-150	RPI 150+				
13- 6	1- 5	1- 0	OVERALL	2- 1	1- 0	8- 0				
8- 3	0- 3	1- 0	HOME	0- 0	0- 0	7- 0				
4- 1	0- 1	0- 0	AWAY	2- 0	1- 0	1- 0				
1- 2	1- 1	0- 0	NEUTRAL	0- 1	0- 0	0- 0				
10- 4	1- 3	0- 0	NON-CONFERENCE	2- 1	0- 0	7- 0				
7- 1	0- 1	0- 0	HOME	0- 0	0- 0	7- 0				
2- 1	0- 1	0- 0	AWAY	2- 0	0- 0	0- 0				
1- 2	1- 1	0- 0	NEUTRAL	0- 1	0- 0	0- 0				
3- 2	0- 2	1- 0	CONFERENCE	0- 0	1- 0	1- 0				
1- 2	0- 2	1- 0	HOME	0- 0	0- 0	0- 0				
2- 0	0- 0	0- 0	AWAY	0- 0	1- 0	1- 0				
0- 0	0- 0	0- 0	NEUTRAL	0- 0	0- 0	0- 0				

RPI S	Opponent	Score	RPI S	Opponent	Score	RPI S	Opponent	Score	RPI S	Opponent	Score
1	H Notre Dame	46 74	36	H Miami (FL)	76 56	59	A Auburn	69 52	109	A Georgia Tech	78 67
6	A Ohio St.	73 93				74	N Tulane	62 67	181	A Wake Forest	52 50
14	N Green Bay	68 59				97	A Middle Tenn.	70 66	192	H Coppin St.	75 40
15	H Louisville	41 59							224	H Richmond	71 51
20	N Rutgers	48 60							251	H Bowling Green	68 39
21	H Iowa	73 85							303	H Longwood	81 46
									317	H Charleston So.	85 65
									337	H NJIT	81 54
									347	H Norfolk St.	86 50
LAST 12 Division I GAMES:											
36	H Miami (FL)	76 56	109	A Georgia Tech	78 67						
224	H Richmond	71 51	15	H Louisville	41 59						
192	H Coppin St.	75 40	181	A Wake Forest	52 50						
6	A Ohio St.	73 93	1	H Notre Dame	46 74						
317	H Charleston So.	85 65	337	H NJIT	81 54						
251	H Bowling Green	68 39	21	H Iowa	73 85						

Non-Div I Games:

Virginia

■ Loss,
■ Non-Conf, S Site,
■ Home
■ Away
N Neutral

Average RPI Win:	195	WON-LOST	WINNING	LAST 10	STRENGTH OF	OPP. STRENGTH	TEAM	ADJ.	CONF.	ADJ CONF.
Average RPI Loss:	57	RECORD	PCT. RANK	GAMES	SCHEDULE	OF SCHEDULE	RPI	RPI	RPI	RPI
DIV. I ONLY	13- 3	28	8- 2	207	53	66	66	5	5	
DIV. I NON-CONF.	12- 1	10	9- 0	296	87	78	78	5	5	
TOTALS	RPI 1-25	RPI 26-50	W-L RECORDS	RPI 51-100	RPI 101-150	RPI 150+				
13- 3	1- 1	0- 1	OVERALL	1- 0	0- 1	11- 0				
11- 0	0- 0	0- 0	HOME	1- 0	0- 0	10- 0				
2- 3	1- 1	0- 1	AWAY	0- 0	0- 1	1- 0				
0- 0	0- 0	0- 0	NEUTRAL	0- 0	0- 0	0- 0				
12- 1	1- 0	0- 0	NON-CONFERENCE	0- 0	0- 1	11- 0				
10- 0	0- 0	0- 0	HOME	0- 0	0- 0	10- 0				
2- 1	1- 0	0- 0	AWAY	0- 0	0- 1	1- 0				
0- 0	0- 0	0- 0	NEUTRAL	0- 0	0- 0	0- 0				
1- 2	0- 1	0- 1	CONFERENCE	1- 0	0- 0	0- 0				
1- 0	0- 0	0- 0	HOME	1- 0	0- 0	0- 0				
0- 2	0- 1	0- 1	AWAY	0- 0	0- 0	0- 0				
0- 0	0- 0	0- 0	NEUTRAL	0- 0	0- 0	0- 0				

RPI 1-25				RPI 26-50				RPI 51-100				RPI 101+			
RPI	S	Opponent	Score	RPI	S	Opponent	Score	RPI	S	Opponent	Score	RPI	S	Opponent	Score
13	A	Tennessee	57 43	30	A	Syracuse	39 60	62	H	Boston College	58 33	126	A	Georgetown	56 73
15	A	Louisville	45 56									173	H	George Mason	80 63
												178	A	Penn St.	64 59
												192	H	Coppin St.	72 39
												195	H	Col. of Charleston	81 47
												199	H	Radford	47 40
												211	H	Providence	62 46
												213	H	Furman	59 30
												230	H	Morgan St.	73 33
												232	H	Presbyterian	58 44
												301	H	Wofford	73 42
												336	H	Mt. St. Mary's	59 42
LAST 12 Division I GAMES:															
199	H	Radford	47 40	30	A	Syracuse	39 60								
336	H	Mt. St. Mary's	59 42	15	A	Louisville	45 56								
192	H	Coppin St.	72 39	62	H	Boston College	58 33								
230	H	Morgan St.	73 33	213	H	Furman	59 30								
13	A	Tennessee	57 43	301	H	Wofford	73 42								
178	A	Penn St.	64 59	195	H	Col. of Charleston	81 47								

Non-Div I Games:

Virginia Tech

Average RPI Win: 338	WON-LOST	WINNING	LAST 10	STRENGTH OF	OPP. STRENGTH	TEAM	ADJ.	CONF.	ADJ CONF.
Average RPI Loss: 183	RECORD	PCT. RANK	GAMES	SCHEDULE	OF SCHEDULE	RPI	RPI	RPI	RPI
DIV. I ONLY	2- 14	327	1- 9	262	242	333	333	32	32
DIV. I NON-CONF.	2- 9	296	2- 5	231	129	310	310	32	32
TOTALS	RPI 1-25	RPI 26-50	W-L RECORDS	RPI 51-100	RPI 101-150	RPI 150+			
2- 14	0- 1	0- 0	OVERALL	0- 2	0- 2	2- 9			
2- 4	0- 0	0- 0	HOME	0- 1	0- 0	2- 3			
0- 10	0- 1	0- 0	AWAY	0- 1	0- 2	0- 6			
0- 0	0- 0	0- 0	NEUTRAL	0- 0	0- 0	0- 0			
2- 9	0- 1	0- 0	NON-CONFERENCE	0- 2	0- 2	2- 4			
2- 2	0- 0	0- 0	HOME	0- 1	0- 0	2- 1			
0- 7	0- 1	0- 0	AWAY	0- 1	0- 2	0- 3			
0- 0	0- 0	0- 0	NEUTRAL	0- 0	0- 0	0- 0			
0- 5	0- 0	0- 0	CONFERENCE	0- 0	0- 0	0- 5			
0- 2	0- 0	0- 0	HOME	0- 0	0- 0	0- 2			
0- 3	0- 0	0- 0	AWAY	0- 0	0- 0	0- 3			
0- 0	0- 0	0- 0	NEUTRAL	0- 0	0- 0	0- 0			

RPI	S	Opponent	Score	RPI	S	Opponent	Score	RPI	S	Opponent	Score	RPI	S	Opponent	Score	Team's RPI: 333
6	A	Ohio St.	47 106					57	A	Penn	50 78	124	A	Yale	60 78	
								95	H	Stony Brook	62 73	150	A	Pittsburgh	41 67	
												172	H	Ole Miss	49 86	
												176	A	Old Dominion	57 71	
												190	A	Robert Morris	44 64	
												197	A	Columbia	48 67	
												240	H	Bryant	71 82	
												265	A	Saint Francis (PA)	78 93	
												277	A	Sacred Heart	62 73	
												306	H	Central Conn. St.	52 62	
												309	A	Delaware St.	44 66	
												337	H	NJIT	76 53	
												339	H	Lafayette	69 48	
LAST 12 Division I GAMES:																
265	A	Saint Francis (PA)	78 93	306	H	Central Conn. St.	52 62									
197	A	Columbia	48 67	277	A	Sacred Heart	62 73									
57	A	Penn	50 78	240	H	Bryant	71 82									
95	H	Stony Brook	62 73	190	A	Robert Morris	44 64									
309	A	Delaware St.	44 66	124	A	Yale	60 78									
339	H	Lafayette	69 48	337	H	NJIT	76 53									

Non-Div I Games:

Wagner

Wake Forest

Through Games Of Jan. 17, 2016

Average RPI Win:	227	WON-LOST	WINNING	LAST 10	STRENGTH OF	OPP. STRENGTH	TEAM	ADJ.	CONF.	ADJ CONF.
Average RPI Loss:	78	RECORD	PCT. RANK	GAMES	SCHEDULE	OF SCHEDULE	RPI	RPI	RPI	RPI
DIV. I ONLY	9- 9	166	4- 6	162	100	181	181	5	5	
DIV. I NON-CONF.	9- 4	97	4- 3	298	171	184	184	5	5	
TOTALS	RPI 1-25	RPI 26-50	W-L RECORDS	RPI 51-100	RPI 101-150	RPI 150+				
9- 9	0- 0	0- 4	OVERALL	0- 2	1- 3	8- 0				
6- 4	0- 0	0- 1	HOME	0- 1	1- 2	5- 0				
2- 4	0- 0	0- 3	AWAY	0- 1	0- 0	2- 0				
1- 1	0- 0	0- 0	NEUTRAL	0- 0	0- 1	1- 0				
9- 4	0- 0	0- 1	NON-CONFERENCE	0- 0	1- 3	8- 0				
6- 2	0- 0	0- 0	HOME	0- 0	1- 2	5- 0				
2- 1	0- 0	0- 1	AWAY	0- 0	0- 0	2- 0				
1- 1	0- 0	0- 0	NEUTRAL	0- 0	0- 1	1- 0				
0- 5	0- 0	0- 3	CONFERENCE	0- 2	0- 0	0- 0				
0- 2	0- 0	0- 1	HOME	0- 1	0- 0	0- 0				
0- 3	0- 0	0- 2	AWAY	0- 1	0- 0	0- 0				
0- 0	0- 0	0- 0	NEUTRAL	0- 0	0- 0	0- 0				

RPI S	Opponent	Score	RPI S	Opponent	Score	RPI S	Opponent	Score	RPI S	Opponent	Score	Team's RPI: 181
30	H Syracuse	65 91	60	A North Carolina St.	47 64	121	H Belmont	64 78				
36	A Miami (FL)	60 71	77	H Virginia	50 52	127	H LSU	60 57				
42	A Duke	68 95				145	N Hampton	42 47				
43	A Missouri	81 94				148	H Wisconsin	51 64				
						164	H ETSU	69 52				
						183	H Davidson	77 58				
						219	H Jacksonville	57 51				
						224	H Richmond	43 33				
						229	A American	71 70				
						283	H La Salle	61 53				
						290	N Coastal Caro.	81 52				
						321	A FIU	57 53				
LAST 12 Division I GAMES:												
60	A North Carolina St.	47 64	30	H Syracuse	65 91							
321	A FIU	57 53	36	A Miami (FL)	60 71							
145	N Hampton	42 47	77	H Virginia	50 52							
224	H Richmond	43 33	42	A Duke	68 95							
290	N Coastal Caro.	81 52	121	H Belmont	64 78							
219	H Jacksonville	57 51	148	H Wisconsin	51 64							

Non-Div I Games:

Wake Forest

■ Loss,
■ Non-Conf, S Site,
■ Home
■ Away
N Neutral

Average RPI Win:	119	WON-LOST	WINNING	LAST 10	STRENGTH OF	OPP. STRENGTH	TEAM	ADJ.	CONF.	ADJ CONF.
Average RPI Loss:	28	RECORD	PCT. RANK	GAMES	SCHEDULE	OF SCHEDULE	RPI	RPI	RPI	RPI
DIV. I ONLY	14- 4	36	8- 2	24	22	16	16	1	1	
DIV. I NON-CONF.	9- 2	37	4- 1	45	92	31	31	1	1	
TOTALS	RPI 1-25	RPI 26-50	W-L RECORDS	RPI 51-100	RPI 101-150	RPI 150+				
14- 4	2- 1	0- 3	OVERALL	6- 0	2- 0	4- 0				
9- 2	2- 1	0- 1	HOME	3- 0	0- 0	4- 0				
4- 1	0- 0	0- 1	AWAY	3- 0	1- 0	0- 0				
1- 1	0- 0	0- 1	NEUTRAL	0- 0	1- 0	0- 0				
9- 2	0- 0	0- 2	NON-CONFERENCE	4- 0	1- 0	4- 0				
6- 1	0- 0	0- 1	HOME	2- 0	0- 0	4- 0				
2- 0	0- 0	0- 0	AWAY	2- 0	0- 0	0- 0				
1- 1	0- 0	0- 1	NEUTRAL	0- 0	1- 0	0- 0				
5- 2	2- 1	0- 1	CONFERENCE	2- 0	1- 0	0- 0				
3- 1	2- 1	0- 0	HOME	1- 0	0- 0	0- 0				
2- 1	0- 0	0- 1	AWAY	1- 0	1- 0	0- 0				
0- 0	0- 0	0- 0	NEUTRAL	0- 0	0- 0	0- 0				

RPI	S	Opponent	Score	RPI	S	Opponent	Score	RPI	S	Opponent	Score	RPI	S	Opponent	Score
9	H	UCLA	64 56	30	N	Syracuse	62 66	51	A	Washington St.	79 64	112	N	Texas Tech	77 73
11	H	Arizona St.	61 68	34	H	Oklahoma	68 71	73	H	Santa Clara	100 55	149	A	Colorado	76 74
17	H	Southern California	69 60	35	A	Utah	83 88	75	H	UC Riverside	78 43	165	H	Weber St.	69 56
								80	H	Arizona	63 47	227	H	Seattle	96 55
								81	A	South Dakota	77 64	249	H	San Diego St.	80 51
								100	A	Fresno St.	89 79	271	H	Portland	83 65
LAST 12 Division I GAMES:															
				35	A	Utah	83 88	17	H	Southern California	69 60				
				149	A	Colorado	76 74	9	H	UCLA	64 56				
				51	A	Washington St.	79 64	80	H	Arizona	63 47				
				165	H	Weber St.	69 56	11	H	Arizona St.	61 68				
				75	H	UC Riverside	78 43	34	H	Oklahoma	68 71				
				81	A	South Dakota	77 64	271	H	Portland	83 65				

Non-Div I Games:

Washington

■ Loss,
 ■ Non-Conf, S Site,
 ■ Home
 ■ Away
 N Neutral

Average RPI Win:	152	WON-LOST	WINNING	LAST 10	STRENGTH OF	OPP. STRENGTH	TEAM	ADJ.	CONF.	ADJ CONF.
Average RPI Loss:	25	RECORD	PCT. RANK	GAMES	SCHEDULE	OF SCHEDULE	RPI	RPI	RPI	RPI
DIV. I ONLY	12- 6	96	5- 5	48	8	51	51	1	1	
DIV. I NON-CONF.	9- 2	37	4- 1	144	47	29	29	1	1	
TOTALS	RPI 1-25	RPI 26-50	W-L RECORDS	RPI 51-100	RPI 101-150	RPI 150+				
12- 6	1- 3	0- 3	OVERALL	3- 0	3- 0	5- 0				
6- 3	1- 3	0- 0	HOME	2- 0	1- 0	2- 0				
5- 3	0- 0	0- 3	AWAY	1- 0	2- 0	2- 0				
1- 0	0- 0	0- 0	NEUTRAL	0- 0	0- 0	1- 0				
9- 2	0- 0	0- 2	NON-CONFERENCE	2- 0	2- 0	5- 0				
4- 0	0- 0	0- 0	HOME	1- 0	1- 0	2- 0				
4- 2	0- 0	0- 2	AWAY	1- 0	1- 0	2- 0				
1- 0	0- 0	0- 0	NEUTRAL	0- 0	0- 0	1- 0				
3- 4	1- 3	0- 1	CONFERENCE	1- 0	1- 0	0- 0				
2- 3	1- 3	0- 0	HOME	1- 0	0- 0	0- 0				
1- 1	0- 0	0- 1	AWAY	0- 0	1- 0	0- 0				
0- 0	0- 0	0- 0	NEUTRAL	0- 0	0- 0	0- 0				

RPI 1-25				RPI 26-50				RPI 51-100				Team's RPI: 51	RPI 101+			
RPI	S	Opponent	Score	RPI	S	Opponent	Score	RPI	S	Opponent	Score		RPI	S	Opponent	Score
9	H	UCLA	73 75	28	A	Oklahoma St.	60 70	63	A	San Diego	78 72		125	A	Hawaii	62 52
11	H	Arizona St.	45 63	35	A	Utah	71 73	72	H	Gonzaga	55 48		145	H	Hampton	68 61
16	H	Washington	64 79	48	A	St. Mary's (CA)	71 75	80	H	Arizona	67 46		149	A	Colorado	74 66
17	H	Southern California	73 61										177	A	Boise St.	57 52
													182	A	Kansas	66 53
													228	H	San Jose St.	95 80
													254	H	UC Santa Barbara	61 44
													330	N	Nevada	70 57
LAST 12 Division I GAMES:																
149	A	Colorado	74 66	9	H	UCLA	73 75	17	H	Southern California	73 61		11	H	Arizona St.	45 63
35	A	Utah	71 73	80	H	Arizona	67 46	63	A	San Diego	78 72		177	A	Boise St.	57 52
16	H	Washington	64 79	48	A	St. Mary's (CA)	71 75	72	H	Gonzaga	55 48					
182	A	Kansas	66 53													
48	A	St. Mary's (CA)	71 75													
72	H	Gonzaga	55 48													

Non-Div I Games:

Washington St.

Average RPI Win:	237	WON-LOST	WINNING	LAST 10	STRENGTH OF	OPP. STRENGTH	TEAM	ADJ.	CONF.	ADJ CONF.
Average RPI Loss:	96	RECORD	PCT. RANK	GAMES	SCHEDULE	OF SCHEDULE	RPI	RPI	RPI	RPI
DIV. I ONLY	10- 4	70	6- 3	337	41	165	165	19	19	
DIV. I NON-CONF.	6- 3	100	4- 2	325	32	176	176	20	20	
TOTALS	RPI 1-25	RPI 26-50	W-L RECORDS	RPI 51-100	RPI 101-150	RPI 150+				
10- 4	0- 2	0- 0	OVERALL	0- 0	1- 0	9- 2				
3- 2	0- 1	0- 0	HOME	0- 0	0- 0	3- 1				
6- 2	0- 1	0- 0	AWAY	0- 0	1- 0	5- 1				
1- 0	0- 0	0- 0	NEUTRAL	0- 0	0- 0	1- 0				
6- 3	0- 2	0- 0	NON-CONFERENCE	0- 0	1- 0	5- 1				
1- 2	0- 1	0- 0	HOME	0- 0	0- 0	1- 1				
4- 1	0- 1	0- 0	AWAY	0- 0	1- 0	3- 0				
1- 0	0- 0	0- 0	NEUTRAL	0- 0	0- 0	1- 0				
4- 1	0- 0	0- 0	CONFERENCE	0- 0	0- 0	4- 1				
2- 0	0- 0	0- 0	HOME	0- 0	0- 0	2- 0				
2- 1	0- 0	0- 0	AWAY	0- 0	0- 0	2- 1				
0- 0	0- 0	0- 0	NEUTRAL	0- 0	0- 0	0- 0				

RPI 1-25				RPI 26-50				RPI 51-100				RPI 101+ Team's RPI: 165			
RPI	S	Opponent	Score	RPI	S	Opponent	Score	RPI	S	Opponent	Score	RPI	S	Opponent	Score
12	H	BYU	51 68									143	A	North Texas	45 38
16	A	Washington	56 69									161	A	Northern Colo.	63 65
												168	A	Idaho St.	61 46
												174	A	North Dakota	62 56
												194	H	Sacramento St.	77 66
												195	H	Col. of Charleston	42 50
												222	H	Utah Valley	61 56
												256	N	Stephen F. Austin	56 46
												271	A	Portland	57 55
												288	A	Denver	61 49
												324	A	Cal St. Fullerton	60 40
												328	H	Portland St.	102 73
LAST 12 Division I GAMES:															
168	A	Idaho St.	61 46	194	H	Sacramento St.	77 66								
16	A	Washington	56 69	328	H	Portland St.	102 73								
222	H	Utah Valley	61 56	161	A	Northern Colo.	63 65								
12	H	BYU	51 68	174	A	North Dakota	62 56								
256	N	Stephen F. Austin	56 46	271	A	Portland	57 55								
143	A	North Texas	45 38	324	A	Cal St. Fullerton	60 40								

Non-Div I Games: Westminster (UT) 79 46 Bethesda (CA) 86 60

Weber St.

Loss, Non-Conf, S Site, H Home A Away N Neutral

West Virginia

Through Games Of Jan. 17, 2016

Average RPI Win:	178	WON-LOST	WINNING	LAST 10	STRENGTH OF	OPP. STRENGTH	TEAM	ADJ.	CONF.	ADJ CONF.
Average RPI Loss:	25	RECORD	PCT. RANK	GAMES	SCHEDULE	OF SCHEDULE	RPI	RPI	RPI	RPI
DIV. I ONLY	15- 4	34	8- 2	88	47	47	47	2	2	
DIV. I NON-CONF.	11- 2	28	6- 0	178	148	58	58	3	3	
TOTALS	RPI 1-25	RPI 26-50	W-L RECORDS	RPI 51-100	RPI 101-150	RPI 150+				
15- 4	0- 3	1- 0	OVERALL	3- 1	2- 0	9- 0				
8- 1	0- 1	0- 0	HOME	1- 0	1- 0	6- 0				
2- 2	0- 1	1- 0	AWAY	0- 1	0- 0	1- 0				
5- 1	0- 1	0- 0	NEUTRAL	2- 0	1- 0	2- 0				
11- 2	0- 1	0- 0	NON-CONFERENCE	3- 1	1- 0	7- 0				
6- 0	0- 0	0- 0	HOME	1- 0	0- 0	5- 0				
0- 1	0- 0	0- 0	AWAY	0- 1	0- 0	0- 0				
5- 1	0- 1	0- 0	NEUTRAL	2- 0	1- 0	2- 0				
4- 2	0- 2	1- 0	CONFERENCE	0- 0	1- 0	2- 0				
2- 1	0- 1	0- 0	HOME	0- 0	1- 0	1- 0				
2- 1	0- 1	1- 0	AWAY	0- 0	0- 0	1- 0				
0- 0	0- 0	0- 0	NEUTRAL	0- 0	0- 0	0- 0				

RPI 1-25				RPI 26-50				Team's RPI: 47	RPI 51-100				RPI 101+			
RPI	S	Opponent	Score	RPI	S	Opponent	Score		RPI	S	Opponent	Score	RPI	S	Opponent	Score
3	A	Baylor	64 69	46	A	Kansas St.	72 53		70	N	Indiana	75 64	112	H	Texas Tech	79 57
8	H	Texas	54 65						72	A	Gonzaga	57 62	124	N	Yale	70 60
17	N	Southern California	67 78						76	N	James Madison	69 62	167	N	Marshall	66 60
									92	H	Elon	67 57	182	A	Kansas	65 45
													182	H	Kansas	72 35
													192	H	Coppin St.	96 64
													226	N	Grand Canyon	68 50
													281	H	Morehead St.	94 56
													302	H	Fairleigh Dickinson	91 42
													303	H	Longwood	74 43
													309	H	Delaware St.	77 34
LAST 12 Division I GAMES:																
182	A	Kansas	65 45	182	H	Kansas	72 35		3	A	Baylor	64 69				
8	H	Texas	54 65						112	H	Texas Tech	79 57				
92	H	Elon	67 57						46	A	Kansas St.	72 53				
70	N	Indiana	75 64						167	N	Marshall	66 60				
76	N	James Madison	69 62						302	H	Fairleigh Dickinson	91 42				
303	H	Longwood	74 43													

Non-Div I Games:

West Virginia

■ Loss,
■ Non-Conf, S Site,
■ Home
■ Away
N Neutral

Average RPI Win:	307	WON-LOST	WINNING	LAST 10	STRENGTH OF	OPP. STRENGTH	TEAM	ADJ.	CONF.	ADJ CONF.
Average RPI Loss:	181	RECORD	PCT. RANK	GAMES	SCHEDULE	OF SCHEDULE	RPI	RPI	RPI	RPI
DIV. I ONLY	1- 14	341	0- 9	149	336	314	314	17	17	
DIV. I NON-CONF.	1- 10	330	1- 6	206	344	324	324	17	17	
TOTALS	RPI 1-25	RPI 26-50	W-L RECORDS	RPI 51-100	RPI 101-150	RPI 150+				
1- 14	0- 0	0- 1	OVERALL	0- 2	0- 1	1- 10				
0- 4	0- 0	0- 0	HOME	0- 0	0- 1	0- 3				
0- 10	0- 0	0- 1	AWAY	0- 2	0- 0	0- 7				
1- 0	0- 0	0- 0	NEUTRAL	0- 0	0- 0	1- 0				
1- 10	0- 0	0- 1	NON-CONFERENCE	0- 1	0- 0	1- 8				
0- 2	0- 0	0- 0	HOME	0- 0	0- 0	0- 2				
0- 8	0- 0	0- 1	AWAY	0- 1	0- 0	0- 6				
1- 0	0- 0	0- 0	NEUTRAL	0- 0	0- 0	1- 0				
0- 4	0- 0	0- 0	CONFERENCE	0- 1	0- 1	0- 2				
0- 2	0- 0	0- 0	HOME	0- 0	0- 1	0- 1				
0- 2	0- 0	0- 0	AWAY	0- 1	0- 0	0- 1				
0- 0	0- 0	0- 0	NEUTRAL	0- 0	0- 0	0- 0				

RPI S	Opponent	Score	RPI S	Opponent	Score	RPI S	Opponent	Score	RPI S	Opponent	Score	Team's RPI: 314
			42 A	Duke	47 84	55 A	Chattanooga	59 77	143 H	Mercer	88 92	
						60 A	North Carolina St.	55 86	158 H	Samford	42 59	
									164 A	ETSU	62 74	
									175 A	Eastern Ky.	62 91	
									183 A	Davidson	51 64	
									184 H	UNC Asheville	45 67	
									243 A	USC Upstate	59 68	
									260 H	Bethune-Cookman	59 66	
									267 A	Campbell	66 73	
									287 A	Kennesaw St.	53 65	
									307 N	Florida A&M	69 53	
									317 A	Charleston So.	59 80	
LAST 12 Division I GAMES:												
243 A	USC Upstate	59 68	164 A	ETSU	62 74							
42 A	Duke	47 84	55 A	Chattanooga	59 77							
317 A	Charleston So.	59 80	143 H	Mercer	88 92							
60 A	North Carolina St.	55 86	158 H	Samford	42 59							
267 A	Campbell	66 73	307 N	Florida A&M	69 53							
183 A	Davidson	51 64	287 A	Kennesaw St.	53 65							

Non-Div I Games: Anderson (SC) 72 55 Brevard 68 60 Warren Wilson 106 52

Western Caro.

Average RPI Win:	273	WON-LOST	WINNING	LAST 10	STRENGTH OF	OPP. STRENGTH	TEAM	ADJ.	CONF.	ADJ CONF.
Average RPI Loss:	164	RECORD	PCT. RANK	GAMES	SCHEDULE	OF SCHEDULE	RPI	RPI	RPI	RPI
DIV. I ONLY	8- 8	166	4- 5	314	253	244	244	22	22	
DIV. I NON-CONF.	5- 6	180	3- 3	304	217	249	249	23	23	
TOTALS	RPI 1-25	RPI 26-50	W-L RECORDS	RPI 51-100	RPI 101-150	RPI 150+				
8- 8	0- 1	0- 1	OVERALL	0- 0	1- 0	7- 6				
4- 3	0- 0	0- 0	HOME	0- 0	1- 0	3- 3				
3- 4	0- 1	0- 1	AWAY	0- 0	0- 0	3- 2				
1- 1	0- 0	0- 0	NEUTRAL	0- 0	0- 0	1- 1				
5- 6	0- 1	0- 1	NON-CONFERENCE	0- 0	0- 0	5- 4				
2- 2	0- 0	0- 0	HOME	0- 0	0- 0	2- 2				
2- 3	0- 1	0- 1	AWAY	0- 0	0- 0	2- 1				
1- 1	0- 0	0- 0	NEUTRAL	0- 0	0- 0	1- 1				
3- 2	0- 0	0- 0	CONFERENCE	0- 0	1- 0	2- 2				
2- 1	0- 0	0- 0	HOME	0- 0	1- 0	1- 1				
1- 1	0- 0	0- 0	AWAY	0- 0	0- 0	1- 1				
0- 0	0- 0	0- 0	NEUTRAL	0- 0	0- 0	0- 0				

RPI 1-25				RPI 26-50				RPI 51-100				RPI 101+ Team's RPI: 244			
RPI	S	Opponent	Score	RPI	S	Opponent	Score	RPI	S	Opponent	Score	RPI	S	Opponent	Score
21	A	Iowa	81 96	46	A	Kansas St.	45 84					142	H	Oral Roberts	72 61
												152	H	IUPUI	60 68
												162	H	SIUE	78 74
												166	H	Southeast Mo. St.	84 89
												174	A	North Dakota	67 78
												212	H	Ill.-Chicago	70 78
												260	N	Bethune-Cookman	75 59
												263	A	Omaha	66 79
												276	N	Towson	77 83
												288	H	Denver	63 60
												325	A	IPFW	78 74
												331	H	Chicago St.	88 50
												335	A	Illinois St.	79 64
												341	A	Eastern Ill.	92 69
LAST 12 Division I GAMES:															
142	H	Oral Roberts	72 61	288	H	Denver	63 60								
335	A	Illinois St.	79 64	152	H	IUPUI	60 68								
46	A	Kansas St.	45 84	325	A	IPFW	78 74								
212	H	Ill.-Chicago	70 78	263	A	Omaha	66 79								
174	A	North Dakota	67 78	260	N	Bethune-Cookman	75 59								
341	A	Eastern Ill.	92 69	276	N	Towson	77 83								

Non-Div I Games: Ashford 86 58 Central Methodist 108 46

Western Ill.

Loss, Non-Conf, S Site, H Home A Away N Neutral

Average RPI Win:	185	WON-LOST	WINNING	LAST 10	STRENGTH OF	OPP. STRENGTH	TEAM	ADJ.	CONF.	ADJ CONF.
Average RPI Loss:	114	RECORD	PCT. RANK	GAMES	SCHEDULE	OF SCHEDULE	RPI	RPI	RPI	RPI
DIV. I ONLY	13- 2	16	10- 0	226	88	58	58	11	11	
DIV. I NON-CONF.	8- 2	51	6- 1	223	64	63	63	10	10	
TOTALS	RPI 1-25	RPI 26-50	W-L RECORDS	RPI 51-100	RPI 101-150	RPI 150+				
13- 2	1- 0	0- 0	OVERALL	0- 1	3- 0	9- 1				
7- 0	1- 0	0- 0	HOME	0- 0	2- 0	4- 0				
5- 2	0- 0	0- 0	AWAY	0- 1	1- 0	4- 1				
1- 0	0- 0	0- 0	NEUTRAL	0- 0	0- 0	1- 0				
8- 2	1- 0	0- 0	NON-CONFERENCE	0- 1	1- 0	6- 1				
4- 0	1- 0	0- 0	HOME	0- 0	1- 0	2- 0				
3- 2	0- 0	0- 0	AWAY	0- 1	0- 0	3- 1				
1- 0	0- 0	0- 0	NEUTRAL	0- 0	0- 0	1- 0				
5- 0	0- 0	0- 0	CONFERENCE	0- 0	2- 0	3- 0				
3- 0	0- 0	0- 0	HOME	0- 0	1- 0	2- 0				
2- 0	0- 0	0- 0	AWAY	0- 0	1- 0	1- 0				
0- 0	0- 0	0- 0	NEUTRAL	0- 0	0- 0	0- 0				

RPI 1-25				RPI 26-50				RPI 51-100				RPI 101+			
RPI	S	Opponent	Score	RPI	S	Opponent	Score	RPI	S	Opponent	Score	RPI	S	Opponent	Score
15	H	Louisville	71 69					56	A	Ball St.	60 74	110	A	Fla. Atlantic	81 62
												121	H	Belmont	80 65
												143	H	North Texas	65 53
												167	H	Marshall	81 52
												169	A	Texas-Arlington	73 64
												172	A	Ole Miss	53 59
												173	N	George Mason	84 58
												175	H	Eastern Ky.	76 60
												195	A	Col. of Charleston	78 44
												245	H	Rice	52 49
												253	H	Austin Peay	88 69
												315	A	Lipscomb	64 56
												321	A	FIU	71 69
LAST 12 Division I GAMES:															
167	H	Marshall	81 52	143	H	North Texas	65 53								
121	H	Belmont	80 65	245	H	Rice	52 49								
315	A	Lipscomb	64 56	110	A	Fla. Atlantic	81 62								
195	A	Col. of Charleston	78 44	321	A	FIU	71 69								
175	H	Eastern Ky.	76 60	253	H	Austin Peay	88 69								
169	A	Texas-Arlington	73 64	172	A	Ole Miss	53 59								

Non-Div I Games: Alas. Anchorage 62 58

Western Ky.

Loss, Non-Conf, S Site, H Home A Away N Neutral

Average RPI Win:	255	WON-LOST	WINNING	LAST 10	STRENGTH OF	OPP. STRENGTH	TEAM	ADJ.	CONF.	ADJ CONF.
Average RPI Loss:	52	RECORD	PCT. RANK	GAMES	SCHEDULE	OF SCHEDULE	RPI	RPI	RPI	RPI
DIV. I ONLY	9- 6	115	5- 4	155	144	102	102	10	10	
DIV. I NON-CONF.	6- 4	124	4- 2	126	134	94	94	11	11	
TOTALS	RPI 1-25	RPI 26-50	W-L RECORDS	RPI 51-100	RPI 101-150	RPI 150+				
9- 6	0- 1	0- 2	OVERALL	0- 2	0- 1	9- 0				
5- 0	0- 0	0- 0	HOME	0- 0	0- 0	5- 0				
3- 4	0- 0	0- 2	AWAY	0- 1	0- 1	3- 0				
1- 2	0- 1	0- 0	NEUTRAL	0- 1	0- 0	1- 0				
6- 4	0- 1	0- 1	NON-CONFERENCE	0- 2	0- 0	6- 0				
2- 0	0- 0	0- 0	HOME	0- 0	0- 0	2- 0				
3- 2	0- 0	0- 1	AWAY	0- 1	0- 0	3- 0				
1- 2	0- 1	0- 0	NEUTRAL	0- 1	0- 0	1- 0				
3- 2	0- 0	0- 1	CONFERENCE	0- 0	0- 1	3- 0				
3- 0	0- 0	0- 0	HOME	0- 0	0- 0	3- 0				
0- 2	0- 0	0- 1	AWAY	0- 0	0- 1	0- 0				
0- 0	0- 0	0- 0	NEUTRAL	0- 0	0- 0	0- 0				

RPI 1-25				RPI 26-50				RPI 51-100				RPI 101+				Team's RPI: 102	
RPI	S	Opponent	Score	RPI	S	Opponent	Score	RPI	S	Opponent	Score	RPI	S	Opponent	Score		
25	N	Mississippi St.	68 90	27	A	Michigan St.	40 78	53	N	FGCU	42 60	111	A	Toledo	73 80		
				33	A	Ohio	63 73	61	A	Northwestern	62 86	151	A	Loyola Chicago	68 45		
												180	H	Detroit	70 66		
												209	N	Gardner-Webb	71 44		
												242	H	Miami (OH)	80 66		
												251	H	Bowling Green	74 45		
												280	A	Bradley	72 59		
												322	H	Kent St.	73 52		
												325	A	IPFW	70 48		
												331	H	Chicago St.	65 56		
LAST 12 Division I GAMES:																	
				33	A	Ohio	63 73	242	H	Miami (OH)	80 66						
				53	N	FGCU	42 60	322	H	Kent St.	73 52						
				25	N	Mississippi St.	68 90	111	A	Toledo	73 80						
				209	N	Gardner-Webb	71 44	251	H	Bowling Green	74 45						
				180	H	Detroit	70 66	325	A	IPFW	70 48						
				151	A	Loyola Chicago	68 45	280	A	Bradley	72 59						

Non-Div I Games: Ferris St. 73 41 Wis.-Parkside 56 49

Western Mich.

Loss, Non-Conf, S Site, H Home A Away N Neutral

Average RPI Win:	299	WON-LOST	WINNING	LAST 10	STRENGTH OF	OPP. STRENGTH	TEAM	ADJ.	CONF.	ADJ CONF.
Average RPI Loss:	170	RECORD	PCT. RANK	GAMES	SCHEDULE	OF SCHEDULE	RPI	RPI	RPI	RPI
DIV. I ONLY	3- 14	316	1- 0	240	259	311	311	21	21	
DIV. I NON-CONF.	3- 8	258	1- 0	183	254	272	272	18	18	
TOTALS	RPI 1-25	RPI 26-50	W-L RECORDS	RPI 51-100	RPI 101-150	RPI 150+				
3- 14	0- 1	0- 1	OVERALL	0- 2	0- 2	3- 8				
2- 6	0- 1	0- 1	HOME	0- 1	0- 1	2- 2				
1- 7	0- 0	0- 0	AWAY	0- 1	0- 1	1- 5				
0- 1	0- 0	0- 0	NEUTRAL	0- 0	0- 0	0- 1				
3- 8	0- 1	0- 1	NON-CONFERENCE	0- 1	0- 1	3- 4				
2- 4	0- 1	0- 1	HOME	0- 0	0- 0	2- 2				
1- 3	0- 0	0- 0	AWAY	0- 1	0- 1	1- 1				
0- 1	0- 0	0- 0	NEUTRAL	0- 0	0- 0	0- 1				
0- 6	0- 0	0- 0	CONFERENCE	0- 1	0- 1	0- 4				
0- 2	0- 0	0- 0	HOME	0- 1	0- 1	0- 0				
0- 4	0- 0	0- 0	AWAY	0- 0	0- 0	0- 4				
0- 0	0- 0	0- 0	NEUTRAL	0- 0	0- 0	0- 0				

RPI 1-25				RPI 26-50				RPI 51-100				RPI 101+ Team's RPI: 311			
RPI	S	Opponent	Score	RPI	S	Opponent	Score	RPI	S	Opponent	Score	RPI	S	Opponent	Score
13	H	Tennessee	51 58	43	H	Missouri	37 57	65	A	Arkansas St.	40 67	103	A	Creighton	54 79
								96	H	Drake	56 87	141	H	UNI	44 55
												151	A	Loyola Chicago	55 60
												166	H	Southeast Mo. St.	62 66
												206	H	Eastern Wash.	62 67
												224	N	Richmond	50 63
												269	A	Indiana St.	33 59
												279	H	N.C. A&T	55 53
												280	A	Bradley	44 50
												291	A	Tennessee Tech	48 54
												296	H	Prairie View	64 36
												321	A	FIU	76 62
												335	A	Illinois St.	49 70
LAST 12 Division I GAMES:															
141	H	UNI	44 55	321	A	FIU	76 62								
335	A	Illinois St.	49 70	280	A	Bradley	44 50								
269	A	Indiana St.	33 59	151	A	Loyola Chicago	55 60								
291	A	Tennessee Tech	48 54	96	H	Drake	56 87								
279	H	N.C. A&T	55 53	206	H	Eastern Wash.	62 67								
296	H	Prairie View	64 36	13	H	Tennessee	51 58								

Non-Div I Games:

Wichita St.

■ Loss,
 ■ Non-Conf,
 S Site,
 ■ Home
 ■ Away
 N Neutral

William & Mary

Through Games Of Jan. 17, 2016

Average RPI Win:	250	WON-LOST	WINNING	LAST 10	STRENGTH OF	OPP. STRENGTH	TEAM	ADJ.	CONF.	ADJ CONF.
Average RPI Loss:	139	RECORD	PCT. RANK	GAMES	SCHEDULE	OF SCHEDULE	RPI	RPI	RPI	RPI
DIV. I ONLY	11- 5	84	6- 4	310	213	153	153	13	13	
DIV. I NON-CONF.	9- 2	37	6- 1	338	286	153	153	12	12	
TOTALS	RPI 1-25	RPI 26-50	W-L RECORDS	RPI 51-100	RPI 101-150	RPI 150+				
11- 5	0- 0	0- 0	OVERALL	1- 2	0- 1	10- 2				
6- 1	0- 0	0- 0	HOME	1- 0	0- 1	5- 0				
5- 4	0- 0	0- 0	AWAY	0- 0	0- 0	5- 1				
0- 0	0- 0	0- 0	NEUTRAL	0- 0	0- 0	0- 0				
9- 2	0- 0	0- 0	NON-CONFERENCE	0- 1	0- 0	9- 1				
5- 0	0- 0	0- 0	HOME	0- 0	0- 0	5- 0				
4- 2	0- 0	0- 0	AWAY	0- 1	0- 0	4- 1				
0- 0	0- 0	0- 0	NEUTRAL	0- 0	0- 0	0- 0				
2- 3	0- 0	0- 0	CONFERENCE	1- 1	0- 1	1- 1				
1- 1	0- 0	0- 0	HOME	1- 0	0- 1	0- 0				
1- 2	0- 0	0- 0	AWAY	0- 1	0- 0	1- 1				
0- 0	0- 0	0- 0	NEUTRAL	0- 0	0- 0	0- 0				

RPI 1-25				RPI 26-50				RPI 51-100				RPI 101+				Team's RPI: 153	
RPI	S	Opponent	Score	RPI	S	Opponent	Score	RPI	S	Opponent	Score	RPI	S	Opponent	Score		
								64	A	Hofstra	45	75	105	H	Drexel	50	67
								76	H	James Madison	65	59	176	H	Old Dominion	75	64
								98	A	VCU	47	73	196	H	Grambling	74	55
													202	A	Northeastern	68	69
													224	A	Richmond	50	56
													229	H	American	62	51
													236	A	Clemson	58	41
													272	A	Loyola Maryland	62	61
													276	A	Towson	73	54
													301	H	Wofford	75	55
													309	A	Delaware St.	65	59
													336	A	Mt. St. Mary's	76	74
													347	H	Norfolk St.	67	47
LAST 12 Division I GAMES:																	
				76	H	James Madison	65	59	64	A	Hofstra	45	75				
				176	H	Old Dominion	75	64	202	A	Northeastern	68	69				
				98	A	VCU	47	73	105	H	Drexel	50	67				
				347	H	Norfolk St.	67	47	276	A	Towson	73	54				
				236	A	Clemson	58	41	309	A	Delaware St.	65	59				
				301	H	Wofford	75	55	229	H	American	62	51				

Non-Div I Games:

William & Mary

 Loss,
 Non-Conf,
 S Site,
 H Home
 A Away
N Neutral

Winthrop

Through Games Of Jan. 17, 2016

Average RPI Win:	279	WON-LOST	WINNING	LAST 10	STRENGTH OF	OPP. STRENGTH	TEAM	ADJ.	CONF.	ADJ CONF.
Average RPI Loss:	148	RECORD	PCT. RANK	GAMES	SCHEDULE	OF SCHEDULE	RPI	RPI	RPI	RPI
DIV. I ONLY	2- 14	327	1- 9	120	219	286	286	27	27	
DIV. I NON-CONF.	1- 8	320	1- 4	43	78	234	234	27	27	
TOTALS	RPI 1-25	RPI 26-50	W-L RECORDS	RPI 51-100	RPI 101-150	RPI 150+				
2- 14	0- 1	0- 3	OVERALL	0- 1	0- 2	2- 7				
2- 2	0- 0	0- 0	HOME	0- 0	0- 0	2- 2				
0- 11	0- 1	0- 2	AWAY	0- 1	0- 2	0- 5				
0- 1	0- 0	0- 1	NEUTRAL	0- 0	0- 0	0- 0				
1- 8	0- 1	0- 3	NON-CONFERENCE	0- 1	0- 1	1- 2				
1- 0	0- 0	0- 0	HOME	0- 0	0- 0	1- 0				
0- 7	0- 1	0- 2	AWAY	0- 1	0- 1	0- 2				
0- 1	0- 0	0- 1	NEUTRAL	0- 0	0- 0	0- 0				
1- 6	0- 0	0- 0	CONFERENCE	0- 0	0- 1	1- 5				
1- 2	0- 0	0- 0	HOME	0- 0	0- 0	1- 2				
0- 4	0- 0	0- 0	AWAY	0- 0	0- 1	0- 3				
0- 0	0- 0	0- 0	NEUTRAL	0- 0	0- 0	0- 0				

RPI 1-25				RPI 26-50				RPI 51-100				RPI 101+ Team's RPI: 286			
RPI	S	Opponent	Score	RPI	S	Opponent	Score	RPI	S	Opponent	Score	RPI	S	Opponent	Score
4	A	South Carolina	37 86	33	N	Ohio	54 75	59	A	Auburn	33 76	129	A	Akron	59 76
				34	A	Oklahoma	48 78					132	A	Liberty	61 77
				42	A	Duke	50 78					184	A	UNC Asheville	55 63
												195	A	Col. of Charleston	63 77
												199	A	Radford	44 66
												209	H	Gardner-Webb	81 62
												213	A	Furman	52 71
												232	H	Presbyterian	48 59
												303	H	Longwood	60 63
												317	A	Charleston So.	51 54
												349	H	N.C. Central	62 39
LAST 12 Division I GAMES:															
184	A	UNC Asheville	55 63	132	A	Liberty	61 77								
195	A	Col. of Charleston	63 77	232	H	Presbyterian	48 59								
59	A	Auburn	33 76	199	A	Radford	44 66								
4	A	South Carolina	37 86	303	H	Longwood	60 63								
209	H	Gardner-Webb	81 62	349	H	N.C. Central	62 39								
317	A	Charleston So.	51 54	213	A	Furman	52 71								

Non-Div I Games:

Winthrop

■ Loss,
 ■ Non-Conf, S Site,
 ■ Home
 ■ Away
 N Neutral

Average RPI Win:	177	WON-LOST	WINNING	LAST 10	STRENGTH OF	OPP. STRENGTH	TEAM	ADJ.	CONF.	ADJ CONF.
Average RPI Loss:	70	RECORD	PCT. RANK	GAMES	SCHEDULE	OF SCHEDULE	RPI	RPI	RPI	RPI
DIV. I ONLY	6- 10	229	3- 7	61	20	148	148	4	4	
DIV. I NON-CONF.	4- 6	201	2- 4	83	74	159	159	4	4	
TOTALS	RPI 1-25	RPI 26-50	W-L RECORDS	RPI 51-100	RPI 101-150	RPI 150+				
6- 10	0- 3	0- 3	OVERALL	1- 2	0- 1	5- 1				
4- 4	0- 2	0- 1	HOME	1- 1	0- 0	3- 0				
1- 6	0- 1	0- 2	AWAY	0- 1	0- 1	1- 1				
1- 0	0- 0	0- 0	NEUTRAL	0- 0	0- 0	1- 0				
4- 6	0- 1	0- 2	NON-CONFERENCE	0- 2	0- 0	4- 1				
2- 3	0- 1	0- 1	HOME	0- 1	0- 0	2- 0				
1- 3	0- 0	0- 1	AWAY	0- 1	0- 0	1- 1				
1- 0	0- 0	0- 0	NEUTRAL	0- 0	0- 0	1- 0				
2- 4	0- 2	0- 1	CONFERENCE	1- 0	0- 1	1- 0				
2- 1	0- 1	0- 0	HOME	1- 0	0- 0	1- 0				
0- 3	0- 1	0- 1	AWAY	0- 0	0- 1	0- 0				
0- 0	0- 0	0- 0	NEUTRAL	0- 0	0- 0	0- 0				

RPI 1-25				RPI 26-50				RPI 51-100				RPI 101+ Team's RPI: 148			
RPI	S	Opponent	Score	RPI	S	Opponent	Score	RPI	S	Opponent	Score	RPI	S	Opponent	Score
14	H	Green Bay	58 72	27	A	Michigan St.	67 77	70	H	Indiana	73 69	107	A	Illinois	65 71
20	A	Rutgers	41 61	38	H	Florida	75 91	89	A	Marquette	61 77	178	H	Penn St.	82 62
21	H	Iowa	54 57	40	A	Dayton	64 87	96	H	Drake	70 89	181	A	Wake Forest	64 51
												198	N	Delaware	54 52
												200	H	Louisiana Tech	79 65
												237	H	Northern Ill.	89 62
												249	A	San Diego St.	57 63
LAST 12 Division I GAMES:															
27	A	Michigan St.	67 77	107	A	Illinois	65 71								
70	H	Indiana	73 69	21	H	Iowa	54 57								
237	H	Northern Ill.	89 62	178	H	Penn St.	82 62								
14	H	Green Bay	58 72	20	A	Rutgers	41 61								
38	H	Florida	75 91	181	A	Wake Forest	64 51								
89	A	Marquette	61 77	249	A	San Diego St.	57 63								

Non-Div I Games:

Wisconsin

■ Loss,
 ■ Non-Conf, S Site,
 ■ Home
 ■ Away
 N Neutral

Wofford

Through Games Of Jan. 17, 2016

Average RPI Win:	285	WON-LOST	WINNING	LAST 10	STRENGTH OF	OPP. STRENGTH	TEAM	ADJ.	CONF.	ADJ CONF.
Average RPI Loss:	187	RECORD	PCT. RANK	GAMES	SCHEDULE	OF SCHEDULE	RPI	RPI	RPI	RPI
DIV. I ONLY	4- 11	282	3- 6	184	348	301	301	17	17	
DIV. I NON-CONF.	4- 8	234	4- 4	210	348	280	280	17	17	
TOTALS	RPI 1-25	RPI 26-50	W-L RECORDS	RPI 51-100	RPI 101-150	RPI 150+				
4- 11	0- 0	0- 0	OVERALL	0- 2	0- 1	4- 8				
4- 4	0- 0	0- 0	HOME	0- 1	0- 0	4- 3				
0- 7	0- 0	0- 0	AWAY	0- 1	0- 1	0- 5				
0- 0	0- 0	0- 0	NEUTRAL	0- 0	0- 0	0- 0				
4- 8	0- 0	0- 0	NON-CONFERENCE	0- 1	0- 1	4- 6				
4- 1	0- 0	0- 0	HOME	0- 0	0- 0	4- 1				
0- 7	0- 0	0- 0	AWAY	0- 1	0- 1	0- 5				
0- 0	0- 0	0- 0	NEUTRAL	0- 0	0- 0	0- 0				
0- 3	0- 0	0- 0	CONFERENCE	0- 1	0- 0	0- 2				
0- 3	0- 0	0- 0	HOME	0- 1	0- 0	0- 2				
0- 0	0- 0	0- 0	AWAY	0- 0	0- 0	0- 0				
0- 0	0- 0	0- 0	NEUTRAL	0- 0	0- 0	0- 0				

RPI S	Opponent	Score	RPI S	Opponent	Score	RPI S	Opponent	Score	RPI S	Opponent	Score	Team's RPI: 301
						55	H Chattanooga	40 53	115	A Minnesota	54 98	
						66	A Virginia Tech	42 73	153	A William & Mary	55 75	
									164	H ETSU	54 70	
									184	H UNC Asheville	63 70	
									199	H Radford	79 70	
									209	A Gardner-Webb	61 64	
									213	H Furman	61 70	
									287	H Kennesaw St.	70 59	
									289	A South Carolina St.	47 60	
									290	A Coastal Caro.	69 83	
									305	H Jacksonville St.	66 54	
									317	A Charleston So.	64 74	
									349	H N.C. Central	60 37	
LAST 12 Division I GAMES:												
290	A Coastal Caro.	69 83	213	H Furman	61 70							
199	H Radford	79 70	164	H ETSU	54 70							
349	H N.C. Central	60 37	55	H Chattanooga	40 53							
153	A William & Mary	55 75	287	H Kennesaw St.	70 59							
289	A South Carolina St.	47 60	66	A Virginia Tech	42 73							
305	H Jacksonville St.	66 54	317	A Charleston So.	64 74							

Non-Div I Games: Bluefield Col. 69 58

Wofford

Loss, Non-Conf, S Site, H Home A Away N Neutral

Average RPI Win:	214	WON-LOST	WINNING	LAST 10	STRENGTH OF	OPP. STRENGTH	TEAM	ADJ.	CONF.	ADJ CONF.
Average RPI Loss:	33	RECORD	PCT. RANK	GAMES	SCHEDULE	OF SCHEDULE	RPI	RPI	RPI	RPI
DIV. I ONLY	13- 3	28	7- 1	220	101	83	83	14	14	
DIV. I NON-CONF.	8- 3	78	4- 1	238	57	117	117	14	14	
TOTALS	RPI 1-25	RPI 26-50	W-L RECORDS	RPI 51-100	RPI 101-150	RPI 150+				
13- 3	0- 1	1- 2	OVERALL	0- 0	0- 0	12- 0				
7- 1	0- 0	0- 1	HOME	0- 0	0- 0	7- 0				
4- 1	0- 0	0- 1	AWAY	0- 0	0- 0	4- 0				
2- 1	0- 1	1- 0	NEUTRAL	0- 0	0- 0	1- 0				
8- 3	0- 1	1- 2	NON-CONFERENCE	0- 0	0- 0	7- 0				
4- 1	0- 0	0- 1	HOME	0- 0	0- 0	4- 0				
2- 1	0- 0	0- 1	AWAY	0- 0	0- 0	2- 0				
2- 1	0- 1	1- 0	NEUTRAL	0- 0	0- 0	1- 0				
5- 0	0- 0	0- 0	CONFERENCE	0- 0	0- 0	5- 0				
3- 0	0- 0	0- 0	HOME	0- 0	0- 0	3- 0				
2- 0	0- 0	0- 0	AWAY	0- 0	0- 0	2- 0				
0- 0	0- 0	0- 0	NEUTRAL	0- 0	0- 0	0- 0				

RPI 1-25				RPI 26-50				RPI 51-100				Team's RPI: 83		RPI 101+			
RPI	S	Opponent	Score	RPI	S	Opponent	Score	RPI	S	Opponent	Score			RPI	S	Opponent	Score
21	N	Iowa	77 83	29	N	George Washington	77 71							159	H	Butler	66 53
				36	A	Miami (FL)	67 80							175	A	Eastern Ky.	71 69
				41	H	Georgia	57 63							179	H	Northern Ky.	66 61
														180	A	Detroit	89 71
														201	H	Valparaiso	80 63
														212	H	Ill.-Chicago	73 62
														218	N	Houston	75 61
														241	A	Oakland	77 72
														253	H	Austin Peay	77 56
														304	H	Southeastern La.	106 72
														315	H	Lipscomb	92 65
														322	A	Kent St.	73 68
LAST 12 Division I GAMES:																	
				212	H	Ill.-Chicago	73 62					241	A	Oakland		77 72	
				41	H	Georgia	57 63					180	A	Detroit		89 71	
				175	A	Eastern Ky.	71 69					179	H	Northern Ky.		66 61	
				159	H	Butler	66 53					201	H	Valparaiso		80 63	
				29	N	George Washington	77 71					21	N	Iowa	77	83	
				218	N	Houston	75 61					304	H	Southeastern La.		106 72	

Non-Div I Games: Mt. St. Joseph 117 26 Cincinnati Christian 107 44

Wright St.

Wyoming

Through Games Of Jan. 17, 2016

Average RPI Win:	249	WON-LOST	WINNING	LAST 10	STRENGTH OF	OPP. STRENGTH	TEAM	ADJ.	CONF.	ADJ CONF.
Average RPI Loss:	150	RECORD	PCT. RANK	GAMES	SCHEDULE	OF SCHEDULE	RPI	RPI	RPI	RPI
DIV. I ONLY	9- 6	115	7- 3	296	202	214	214	18	18	
DIV. I NON-CONF.	6- 3	100	4- 2	181	200	118	118	19	19	
TOTALS	RPI 1-25	RPI 26-50	W-L RECORDS	RPI 51-100	RPI 101-150	RPI 150+				
9- 6	0- 0	0- 1	OVERALL	0- 1	2- 1	7- 3				
6- 3	0- 0	0- 1	HOME	0- 0	2- 0	4- 2				
3- 3	0- 0	0- 0	AWAY	0- 1	0- 1	3- 1				
0- 0	0- 0	0- 0	NEUTRAL	0- 0	0- 0	0- 0				
6- 3	0- 0	0- 1	NON-CONFERENCE	0- 1	1- 1	5- 0				
4- 1	0- 0	0- 1	HOME	0- 0	1- 0	3- 0				
2- 2	0- 0	0- 0	AWAY	0- 1	0- 1	2- 0				
0- 0	0- 0	0- 0	NEUTRAL	0- 0	0- 0	0- 0				
3- 3	0- 0	0- 0	CONFERENCE	0- 0	1- 0	2- 3				
2- 2	0- 0	0- 0	HOME	0- 0	1- 0	1- 2				
1- 1	0- 0	0- 0	AWAY	0- 0	0- 0	1- 1				
0- 0	0- 0	0- 0	NEUTRAL	0- 0	0- 0	0- 0				

RPI S	Opponent	Score	RPI S	Opponent	Score	RPI S	Opponent	Score	RPI S	Opponent	Score	Team's RPI: 214
48	H St. Mary's (CA)	64 70	72	A Gonzaga	57 61	118	A Idaho	57 61	147	H New Mexico	66 48	
						149	H Colorado	77 68	186	A UNLV	37 66	
						189	H Montana St.	75 69	220	H Montana	68 61	
						228	H San Jose St.	66 67	249	H San Diego St.	77 84	
						254	H UC Santa Barbara	76 67	288	A Denver	75 64	
						324	A Cal St. Fullerton	61 56	330	H Nevada	68 53	
						344	A Air Force	67 45				
LAST 12 Division I GAMES:												
330	H Nevada	68 53	147	H New Mexico	66 48							
249	H San Diego St.	77 84	228	H San Jose St.	66 67							
149	H Colorado	77 68	186	A UNLV	37 66							
189	H Montana St.	75 69	344	A Air Force	67 45							
220	H Montana	68 61	118	A Idaho	57 61							
288	A Denver	75 64	72	A Gonzaga	57 61							

Non-Div I Games: Chadron St. 81 53

Wyoming

■ Loss,
 ■ Non-Conf,
 ■ S Site,
 ■ H Home
 ■ A Away
 N Neutral

Average RPI Win:	216	WON-LOST	WINNING	LAST 10	STRENGTH OF	OPP. STRENGTH	TEAM	ADJ.	CONF.	ADJ CONF.
Average RPI Loss:	90	RECORD	PCT. RANK	GAMES	SCHEDULE	OF SCHEDULE	RPI	RPI	RPI	RPI
DIV. I ONLY	14- 3	24	9- 1	326	71	134	134	6	6	
DIV. I NON-CONF.	9- 2	37	5- 1	340	172	197	197	6	6	
TOTALS	RPI 1-25	RPI 26-50	W-L RECORDS	RPI 51-100	RPI 101-150	RPI 150+				
14- 3	0- 0	1- 0	OVERALL	1- 2	1- 1	11- 0				
12- 1	0- 0	1- 0	HOME	1- 1	1- 0	9- 0				
2- 2	0- 0	0- 0	AWAY	0- 0	0- 0	2- 0				
0- 0	0- 0	0- 0	NEUTRAL	0- 0	0- 0	0- 0				
9- 2	0- 0	0- 0	NON-CONFERENCE	0- 2	0- 0	9- 0				
9- 1	0- 0	0- 0	HOME	0- 1	0- 0	9- 0				
0- 1	0- 0	0- 0	AWAY	0- 1	0- 0	0- 0				
0- 0	0- 0	0- 0	NEUTRAL	0- 0	0- 0	0- 0				
5- 1	0- 0	1- 0	CONFERENCE	1- 0	1- 1	2- 0				
3- 0	0- 0	1- 0	HOME	1- 0	1- 0	0- 0				
2- 1	0- 0	0- 0	AWAY	0- 0	0- 1	2- 0				
0- 0	0- 0	0- 0	NEUTRAL	0- 0	0- 0	0- 0				

RPI 1-25				RPI 26-50				RPI 51-100				RPI 101+				Team's RPI: 134	
RPI	S	Opponent	Score	RPI	S	Opponent	Score	RPI	S	Opponent	Score	RPI	S	Opponent	Score		
				50	H	Villanova	74 67	71	A	Michigan	54 92	103	A	Creighton	47 74		
								89	H	Marquette	71 66	126	H	Georgetown	59 54		
								97	H	Middle Tenn.	53 62	159	A	Butler	73 63		
												199	H	Radford	63 56		
												205	H	Cincinnati	65 56		
												211	A	Providence	62 54		
												225	H	Binghamton	64 55		
												274	H	Evansville	65 57		
												287	H	Kennesaw St.	62 59		
												291	H	Tennessee Tech	64 47		
												294	H	Howard	70 47		
												304	H	Southeastern La.	67 27		
												313	H	UMES	61 56		
LAST 12 Division I GAMES:																	
				50	H	Villanova	74 67	89	H	Marquette	71 66						
				126	H	Georgetown	59 54	211	A	Providence	62 54						
				287	H	Kennesaw St.	62 59	103	A	Creighton	47 74						
				294	H	Howard	70 47	159	A	Butler	73 63						
				205	H	Cincinnati	65 56	97	H	Middle Tenn.	53 62						
				199	H	Radford	63 56	291	H	Tennessee Tech	64 47						

Non-Div I Games:

Xavier

Average RPI Win:	237	WON-LOST	WINNING	LAST 10	STRENGTH OF	OPP. STRENGTH	TEAM	ADJ.	CONF.	ADJ CONF.
Average RPI Loss:	63	RECORD	PCT. RANK	GAMES	SCHEDULE	OF SCHEDULE	RPI	RPI	RPI	RPI
DIV. I ONLY	9- 8	159	5- 5	76	172	124	124	12	12	
DIV. I NON-CONF.	8- 8	160	5- 6	111	141	142	142	13	13	
TOTALS	RPI 1-25	RPI 26-50	W-L RECORDS	RPI 51-100	RPI 101-150	RPI 150+				
9- 8	0- 0	0- 4	OVERALL	1- 3	1- 1	7- 0				
7- 1	0- 0	0- 0	HOME	1- 1	0- 0	6- 0				
0- 6	0- 0	0- 3	AWAY	0- 2	0- 1	0- 0				
2- 1	0- 0	0- 1	NEUTRAL	0- 0	1- 0	1- 0				
8- 8	0- 0	0- 4	NON-CONFERENCE	1- 3	1- 1	6- 0				
6- 1	0- 0	0- 0	HOME	1- 1	0- 0	5- 0				
0- 6	0- 0	0- 3	AWAY	0- 2	0- 1	0- 0				
2- 1	0- 0	0- 1	NEUTRAL	0- 0	1- 0	1- 0				
1- 0	0- 0	0- 0	CONFERENCE	0- 0	0- 0	1- 0				
1- 0	0- 0	0- 0	HOME	0- 0	0- 0	1- 0				
0- 0	0- 0	0- 0	AWAY	0- 0	0- 0	0- 0				
0- 0	0- 0	0- 0	NEUTRAL	0- 0	0- 0	0- 0				

RPI 1-25				RPI 26-50				RPI 51-100				RPI 101+				Team's RPI: 124
RPI	S	Opponent	Score	RPI	S	Opponent	Score	RPI	S	Opponent	Score	RPI	S	Opponent	Score	
				40	A	Dayton	75 81	62	A	Boston College	60 73	104	A	North Carolina	63 70	
				44	A	St. John's (NY)	56 69	70	A	Indiana	60 76	119	N	Iona	63 48	
				47	N	West Virginia	60 70	91	H	Army West Point	61 65	170	H	Brown	81 54	
				49	A	Albany (NY)	70 74	95	H	Stony Brook	62 57	235	H	New Hampshire	63 46	
												258	H	Manhattan	62 36	
												282	H	Holy Cross	69 59	
												302	N	Fairleigh Dickinson	77 58	
												333	H	Wagner	78 60	
												335	H	Illinois St.	60 47	
LAST 12 Division I GAMES:																
				70	A	Indiana	60 76	170	H	Brown	81 54					
				335	H	Illinois St.	60 47	62	A	Boston College	60 73					
				95	H	Stony Brook	62 57	235	H	New Hampshire	63 46					
				44	A	St. John's (NY)	56 69	49	A	Albany (NY)	70 74					
				333	H	Wagner	78 60	258	H	Manhattan	62 36					
				91	H	Army West Point	61 65	47	N	West Virginia	60 70					

Non-Div I Games: Albertus Magnus 67 34

Yale

■ Loss,
 ■ Non-Conf,
 ■ S Site,
 ■ H Home
 ■ A Away
 N Neutral

Average RPI Win:	211	WON-LOST	WINNING	LAST 10	STRENGTH OF	OPP. STRENGTH	TEAM	ADJ.	CONF.	ADJ CONF.
Average RPI Loss:	151	RECORD	PCT. RANK	GAMES	SCHEDULE	OF SCHEDULE	RPI	RPI	RPI	RPI
DIV. I ONLY	10- 4	70	4- 4	171	227	90	90	14	14	
DIV. I NON-CONF.	7- 2	58	3- 2	228	236	88	88	14	14	
TOTALS	RPI 1-25	RPI 26-50	W-L RECORDS	RPI 51-100	RPI 101-150	RPI 150+				
10- 4	0- 1	0- 0	OVERALL	0- 0	1- 1	9- 2				
6- 1	0- 1	0- 0	HOME	0- 0	0- 0	6- 0				
4- 3	0- 0	0- 0	AWAY	0- 0	1- 1	3- 2				
0- 0	0- 0	0- 0	NEUTRAL	0- 0	0- 0	0- 0				
7- 2	0- 0	0- 0	NON-CONFERENCE	0- 0	1- 1	6- 1				
5- 0	0- 0	0- 0	HOME	0- 0	0- 0	5- 0				
2- 2	0- 0	0- 0	AWAY	0- 0	1- 1	1- 1				
0- 0	0- 0	0- 0	NEUTRAL	0- 0	0- 0	0- 0				
3- 2	0- 1	0- 0	CONFERENCE	0- 0	0- 0	3- 1				
1- 1	0- 1	0- 0	HOME	0- 0	0- 0	1- 0				
2- 1	0- 0	0- 0	AWAY	0- 0	0- 0	2- 1				
0- 0	0- 0	0- 0	NEUTRAL	0- 0	0- 0	0- 0				

RPI S	Opponent	Score	RPI S	Opponent	Score	RPI S	Opponent	Score	RPI S	Opponent	Score
14	H Green Bay	60 68							101	A Bucknell	55 47
									129	A Akron	49 74
									178	A Penn St.	51 68
									180	A Detroit	72 70
									188	H Canisius	53 51
									190	H Robert Morris	55 46
									199	H Radford	54 53
									203	H Tennessee St.	69 58
									216	H Milwaukee	69 67
									241	A Oakland	96 77
									273	A Niagara	71 54
									284	A Cleveland St.	68 75
									322	H Kent St.	91 61
LAST 12 Division I GAMES:											
203	H Tennessee St.	69 58	284	A Cleveland St.	68 75						
129	A Akron	49 74	14	H Green Bay	60 68						
322	H Kent St.	91 61	216	H Milwaukee	69 67						
178	A Penn St.	51 68	180	A Detroit	72 70						
101	A Bucknell	55 47	190	H Robert Morris	55 46						
241	A Oakland	96 77	199	H Radford	54 53						

Non-Div I Games: Lake Erie 89 61 Salem Int'l 80 40

Youngstown St.

Loss, Non-Conf, S Site, H Home A Away N Neutral