



Average RPI Win: 182		WON-LOST	WINNING	LAST 10	STRENGTH OF	OPP. STRENGTH	TEAM	ADJ.	CONF.	ADJ CONF.
Average RPI Loss: 96		RECORD	PCT. RANK	GAMES	SCHEDULE	OF SCHEDULE	RPI	RPI	RPI	RPI
DIV. I ONLY		8- 2	33	7- 1	84	165	30	30	27	27
DIV. I NON-CONF.		5- 2	87	5- 1	77	102	29	29	25	25
TOTALS	RPI 1-25		RPI 26-50		W-L RECORDS	RPI 51-100	RPI 101-150		RPI 150+	
8- 2	0- 0		0- 0		OVERALL	1- 1	3- 1		4- 0	
2- 0	0- 0		0- 0		HOME	0- 0	1- 0		1- 0	
4- 2	0- 0		0- 0		AWAY	0- 1	2- 1		2- 0	
2- 0	0- 0		0- 0		NEUTRAL	1- 0	0- 0		1- 0	
5- 2	0- 0		0- 0		NON-CONFERENCE	1- 1	1- 1		3- 0	
1- 0	0- 0		0- 0		HOME	0- 0	0- 0		1- 0	
2- 2	0- 0		0- 0		AWAY	0- 1	1- 1		1- 0	
2- 0	0- 0		0- 0		NEUTRAL	1- 0	0- 0		1- 0	
3- 0	0- 0		0- 0		CONFERENCE	0- 0	2- 0		1- 0	
1- 0	0- 0		0- 0		HOME	0- 0	1- 0		0- 0	
2- 0	0- 0		0- 0		AWAY	0- 0	1- 0		1- 0	
0- 0	0- 0		0- 0		NEUTRAL	0- 0	0- 0		0- 0	

RPI 1-25				RPI 26-50				Team's RPI: 30				RPI 51-100				RPI 101+					
RPI	S	Opponent	Score	RPI	S	Opponent	Score	RPI	S	Opponent	Score	RPI	S	Opponent	Score	RPI	S	Opponent	Score		
												58	A	Kansas St.	45	76	102	A	Central Ark.	61	49
												70	N	Eastern Mich.	83	59	118	H	Northwestern St.	67	46
																	119	A	Idaho	71	59
																	134	A	Texas Tech	65	71
																	203	A	Eastern Wash.	72	60
																	237	N	Grand Canyon	75	71
																	256	H	UTSA	79	60
																	347	A	Nicholls St.	71	68
LAST 12 Division I GAMES:																					
												347	A	Nicholls St.	71	68	237	N	Grand Canyon	75	71
												118	H	Northwestern St.	67	46	134	A	Texas Tech	65	71
												102	A	Central Ark.	61	49	256	H	UTSA	79	60
												119	A	Idaho	71	59	58	A	Kansas St.	45	76
												203	A	Eastern Wash.	72	60					
												70	N	Eastern Mich.	83	59					

Non-Div I Games:	Southwest (NM)	91	39	Schreiner	79	51	Wayland Baptist	96	71	Missouri Valley	96	35
------------------	----------------	----	----	-----------	----	----	-----------------	----	----	-----------------	----	----

Abilene Christian

Loss, Non-Conf, S Site, H Home A Away N Neutral

Average RPI Win:	0	WON-LOST	WINNING	LAST 10	STRENGTH OF	OPP. STRENGTH	TEAM	ADJ.	CONF.	ADJ CONF.
Average RPI Loss:	191	RECORD	PCT. RANK	GAMES	SCHEDULE	OF SCHEDULE	RPI	RPI	RPI	RPI
DIV. I ONLY	0- 14	344	0- 10	263	228	343	343	17	17	
DIV. I NON-CONF.	0- 11	338	0- 9	205	214	336	336	18	18	
TOTALS	RPI 1-25	RPI 26-50	W-L RECORDS	RPI 51-100	RPI 101-150	RPI 150+				
0- 14	0- 0	0- 0	OVERALL	0- 4	0- 0	0- 10				
0- 4	0- 0	0- 0	HOME	0- 1	0- 0	0- 3				
0- 10	0- 0	0- 0	AWAY	0- 3	0- 0	0- 7				
0- 0	0- 0	0- 0	NEUTRAL	0- 0	0- 0	0- 0				
0- 11	0- 0	0- 0	NON-CONFERENCE	0- 4	0- 0	0- 7				
0- 3	0- 0	0- 0	HOME	0- 1	0- 0	0- 2				
0- 8	0- 0	0- 0	AWAY	0- 3	0- 0	0- 5				
0- 0	0- 0	0- 0	NEUTRAL	0- 0	0- 0	0- 0				
0- 3	0- 0	0- 0	CONFERENCE	0- 0	0- 0	0- 3				
0- 1	0- 0	0- 0	HOME	0- 0	0- 0	0- 1				
0- 2	0- 0	0- 0	AWAY	0- 0	0- 0	0- 2				
0- 0	0- 0	0- 0	NEUTRAL	0- 0	0- 0	0- 0				

RPI S	Opponent	Score	RPI S	Opponent	Score	RPI S	Opponent	Score	RPI S	Opponent	Score	Team's RPI: 343
						59	A Vanderbilt	29 86	166	A George Mason	52 69	
						69	A Gonzaga	35 88	187	A UC Davis	40 66	
						70	H Eastern Mich.	59 72	190	H Wyoming	45 67	
						75	A Santa Clara	34 68	203	A Eastern Wash.	44 65	
									237	H Grand Canyon	39 73	
									242	A Navy	46 64	
									248	A San Jose St.	60 81	
									271	H Denver	48 57	
									327	A Southern Utah	56 75	
									329	A Nevada	57 68	
LAST 12 Division I GAMES:												
248	A San Jose St.	60 81	329	A Nevada	57 68							
242	A Navy	46 64	190	H Wyoming	45 67							
166	A George Mason	52 69	59	A Vanderbilt	29 86							
327	A Southern Utah	56 75	187	A UC Davis	40 66							
237	H Grand Canyon	39 73	75	A Santa Clara	34 68							
70	H Eastern Mich.	59 72	271	H Denver	48 57							

Non-Div I Games:

Air Force

■ Loss, 
 ■ Non-Conf, 
 ■ S Site, 
 ■ H Home 
 ■ A Away 
 N Neutral

Average RPI Win:	174	WON-LOST	WINNING	LAST 10	STRENGTH OF	OPP. STRENGTH	TEAM	ADJ.	CONF.	ADJ CONF.
Average RPI Loss:	119	RECORD	PCT. RANK	GAMES	SCHEDULE	OF SCHEDULE	RPI	RPI	RPI	RPI
DIV. I ONLY	6- 7	187	5- 4	90	101	146	146	10	10	
DIV. I NON-CONF.	5- 5	160	4- 4	138	63	143	143	10	10	
TOTALS	RPI 1-25	RPI 26-50	W-L RECORDS	RPI 51-100	RPI 101-150	RPI 150+				
6- 7	0- 0	0- 0	OVERALL	2- 3	0- 2	4- 2				
3- 3	0- 0	0- 0	HOME	1- 1	0- 1	2- 1				
3- 2	0- 0	0- 0	AWAY	1- 2	0- 0	2- 0				
0- 2	0- 0	0- 0	NEUTRAL	0- 0	0- 1	0- 1				
5- 5	0- 0	0- 0	NON-CONFERENCE	1- 3	0- 1	4- 1				
3- 1	0- 0	0- 0	HOME	1- 1	0- 0	2- 0				
2- 2	0- 0	0- 0	AWAY	0- 2	0- 0	2- 0				
0- 2	0- 0	0- 0	NEUTRAL	0- 0	0- 1	0- 1				
1- 2	0- 0	0- 0	CONFERENCE	1- 0	0- 1	0- 1				
0- 2	0- 0	0- 0	HOME	0- 0	0- 1	0- 1				
1- 0	0- 0	0- 0	AWAY	1- 0	0- 0	0- 0				
0- 0	0- 0	0- 0	NEUTRAL	0- 0	0- 0	0- 0				

RPI 1-25				RPI 26-50				RPI 51-100				RPI 101+				Team's RPI: 146	
RPI	S	Opponent	Score	RPI	S	Opponent	Score	RPI	S	Opponent	Score	RPI	S	Opponent	Score		
								56	H	FGCU	64	82	111	H	Central Mich.	77	97
								62	A	San Diego	65	86	128	N	UNI	51	59
								70	A	Eastern Mich.	68	65	155	N	Northern Colo.	65	78
								82	H	Youngstown St.	74	49	171	A	Northern Ky.	77	75
								94	A	Fla. Atlantic	77	91	194	A	Valparaiso	85	74
													230	H	Northern Ill.	58	65
													253	H	UCF	74	54
													276	H	Winthrop	76	59
LAST 12 Division I GAMES:																	
230	H	Northern Ill.	58	65	111	H	Central Mich.	77	97								
82	H	Youngstown St.	74	49	70	A	Eastern Mich.	68	65								
171	A	Northern Ky.	77	75	62	A	San Diego	65	86								
128	N	UNI	51	59	155	N	Northern Colo.	65	78								
194	A	Valparaiso	85	74	56	H	FGCU	64	82								
253	H	UCF	74	54	276	H	Winthrop	76	59								

Non-Div I Games: Rochester College 103 37

Akron

■ Loss, 
 ■ Non-Conf, S Site, 
 ■ Home 
 ■ Away 
 N Neutral

## Alabama

Through Games Of Jan. 10, 2016

Average RPI Win:	238	WON-LOST	WINNING	LAST 10	STRENGTH OF	OPP. STRENGTH	TEAM	ADJ.	CONF.	ADJ CONF.
Average RPI Loss:	67	RECORD	PCT. RANK	GAMES	SCHEDULE	OF SCHEDULE	RPI	RPI	RPI	RPI
DIV. I ONLY	12- 4	52	6- 4	307	106	149	149	3	3	
DIV. I NON-CONF.	11- 2	28	7- 2	340	168	156	156	2	2	
TOTALS	RPI 1-25	RPI 26-50	W-L RECORDS	RPI 51-100	RPI 101-150	RPI 150+				
12- 4	0- 1	0- 0	OVERALL	1- 2	2- 1	9- 0				
10- 1	0- 0	0- 0	HOME	0- 1	2- 0	8- 0				
0- 3	0- 1	0- 0	AWAY	0- 1	0- 1	0- 0				
2- 0	0- 0	0- 0	NEUTRAL	1- 0	0- 0	1- 0				
11- 2	0- 0	0- 0	NON-CONFERENCE	1- 1	1- 1	9- 0				
9- 0	0- 0	0- 0	HOME	0- 0	1- 0	8- 0				
0- 2	0- 0	0- 0	AWAY	0- 1	0- 1	0- 0				
2- 0	0- 0	0- 0	NEUTRAL	1- 0	0- 0	1- 0				
1- 2	0- 1	0- 0	CONFERENCE	0- 1	1- 0	0- 0				
1- 1	0- 0	0- 0	HOME	0- 1	1- 0	0- 0				
0- 1	0- 1	0- 0	AWAY	0- 0	0- 0	0- 0				
0- 0	0- 0	0- 0	NEUTRAL	0- 0	0- 0	0- 0				

RPI 1-25				RPI 26-50				RPI 51-100				RPI 101+ Team's RPI: 149			
RPI	S	Opponent	Score	RPI	S	Opponent	Score	RPI	S	Opponent	Score	RPI	S	Opponent	Score
8	A	Kentucky	48 73					59	H	Vanderbilt	48 54	101	H	Georgetown	78 66
								86	A	UT Martin	65 83	116	A	Georgia Tech	58 70
								88	N	Middle Tenn.	64 46	132	H	LSU	62 45
												219	N	Utah Valley	67 60
												226	H	Grambling	72 57
												236	H	Appalachian St.	93 59
												255	H	Georgia St.	72 56
												297	H	North Florida	69 47
												306	H	Alcorn	97 50
												321	H	Lipscomb	68 49
												331	H	Mississippi Val.	98 35
												342	H	Alabama A&M	96 44
LAST 12 Division I GAMES:															
132	H	LSU	62 45	59	H	Vanderbilt	48 54								
321	H	Lipscomb	68 49	8	A	Kentucky	48 73								
226	H	Grambling	72 57	306	H	Alcorn	97 50								
116	A	Georgia Tech	58 70	86	A	UT Martin	65 83								
297	H	North Florida	69 47	219	N	Utah Valley	67 60								
101	H	Georgetown	78 66	88	N	Middle Tenn.	64 46								

Non-Div I Games:

Alabama

■ Loss, 
 ■ Non-Conf, S Site, 
 ■ Home 
 ■ Away 
 N Neutral

Average RPI Win:	332	WON-LOST	WINNING	LAST 10	STRENGTH OF	OPP. STRENGTH	TEAM	ADJ.	CONF.	ADJ CONF.
Average RPI Loss:	194	RECORD	PCT. RANK	GAMES	SCHEDULE	OF SCHEDULE	RPI	RPI	RPI	RPI
DIV. I ONLY	1- 11	337	1- 8	256	341	342	342	32	32	
DIV. I NON-CONF.	0- 9	338	0- 8	150	334	332	332	31	31	
TOTALS	RPI 1-25	RPI 26-50	W-L RECORDS	RPI 51-100	RPI 101-150	RPI 150+				
1- 11	0- 0	0- 0	OVERALL	0- 1	0- 3	1- 7				
1- 5	0- 0	0- 0	HOME	0- 1	0- 1	1- 3				
0- 6	0- 0	0- 0	AWAY	0- 0	0- 2	0- 4				
0- 0	0- 0	0- 0	NEUTRAL	0- 0	0- 0	0- 0				
0- 9	0- 0	0- 0	NON-CONFERENCE	0- 1	0- 3	0- 5				
0- 5	0- 0	0- 0	HOME	0- 1	0- 1	0- 3				
0- 4	0- 0	0- 0	AWAY	0- 0	0- 2	0- 2				
0- 0	0- 0	0- 0	NEUTRAL	0- 0	0- 0	0- 0				
1- 2	0- 0	0- 0	CONFERENCE	0- 0	0- 0	1- 2				
1- 0	0- 0	0- 0	HOME	0- 0	0- 0	1- 0				
0- 2	0- 0	0- 0	AWAY	0- 0	0- 0	0- 2				
0- 0	0- 0	0- 0	NEUTRAL	0- 0	0- 0	0- 0				

RPI 1-25				RPI 26-50				RPI 51-100				RPI 101+				Team's RPI: 342	
RPI	S	Opponent	Score	RPI	S	Opponent	Score	RPI	S	Opponent	Score	RPI	S	Opponent	Score		
								100	H	Saint Louis	60	91	129	H	Belmont	28	78
												133	A	Marshall	45	81	
												149	A	Alabama	44	96	
												169	H	Samford	30	54	
												180	A	Ole Miss	42	103	
												184	H	Southeast Mo. St.	58	69	
												226	A	Grambling	56	75	
												283	A	Jackson St.	58	59	
												287	A	Morehead St.	69	112	
												298	H	Murray St.	59	76	
												332	H	Ark.-Pine Bluff	78	70	
LAST 12 Division I GAMES:																	
226	A	Grambling	56	75	332	H	Ark.-Pine Bluff	78	70								
180	A	Ole Miss	42	103	283	A	Jackson St.	58	59								
287	A	Morehead St.	69	112	129	H	Belmont	28	78								
100	H	Saint Louis	60	91	184	H	Southeast Mo. St.	58	69								
133	A	Marshall	45	81	298	H	Murray St.	59	76								
169	H	Samford	30	54	149	A	Alabama	44	96								

Non-Div I Games: Tuskegee 66 55

Alabama A&amp;M

■ Loss, 
■ Non-Conf, 
■ S Site, 
■ H Home 
■ A Away 
N Neutral

Average RPI Win: 268		WON-LOST	WINNING	LAST 10	STRENGTH OF	OPP. STRENGTH	TEAM	ADJ.	CONF.	ADJ CONF.
Average RPI Loss: 209		RECORD	PCT. RANK	GAMES	SCHEDULE	OF SCHEDULE	RPI	RPI	RPI	RPI
DIV. I ONLY		2- 9	315	2- 7	335	318	346	346	32	32
DIV. I NON-CONF.		1- 7	318	1- 7	307	289	346	346	31	31
TOTALS	RPI 1-25		RPI 26-50		W-L RECORDS		RPI 51-100		RPI 101-150	RPI 150+
2- 9	0- 0		0- 0		OVERALL	0- 0		0- 2		2- 7
1- 4	0- 0		0- 0		HOME	0- 0		0- 0		1- 4
0- 4	0- 0		0- 0		AWAY	0- 0		0- 2		0- 2
1- 1	0- 0		0- 0		NEUTRAL	0- 0		0- 0		1- 1
1- 7	0- 0		0- 0		NON-CONFERENCE	0- 0		0- 2		1- 5
0- 4	0- 0		0- 0		HOME	0- 0		0- 0		0- 4
0- 2	0- 0		0- 0		AWAY	0- 0		0- 2		0- 0
1- 1	0- 0		0- 0		NEUTRAL	0- 0		0- 0		1- 1
1- 2	0- 0		0- 0		CONFERENCE	0- 0		0- 0		1- 2
1- 0	0- 0		0- 0		HOME	0- 0		0- 0		1- 0
0- 2	0- 0		0- 0		AWAY	0- 0		0- 0		0- 2
0- 0	0- 0		0- 0		NEUTRAL	0- 0		0- 0		0- 0

[illegible]

Non-Div I Games:	Mobile	71	56
------------------	--------	----	----

Alabama St.

Loss, Non-Conf, S Site, H Home A Away N Neutral

Average RPI Win:	213	WON-LOST	WINNING	LAST 10	STRENGTH OF	OPP. STRENGTH	TEAM	ADJ.	CONF.	ADJ CONF.
Average RPI Loss:	39	RECORD	PCT. RANK	GAMES	SCHEDULE	OF SCHEDULE	RPI	RPI	RPI	RPI
DIV. I ONLY	11- 3	41	7- 3	136	162	50	50	16	16	
DIV. I NON-CONF.	9- 3	69	7- 3	145	118	41	41	17	17	
TOTALS	RPI 1-25	RPI 26-50	W-L RECORDS	RPI 51-100	RPI 101-150	RPI 150+				
11- 3	0- 2	0- 0	OVERALL	0- 1	2- 0	9- 0				
4- 0	0- 0	0- 0	HOME	0- 0	1- 0	3- 0				
5- 3	0- 2	0- 0	AWAY	0- 1	0- 0	5- 0				
2- 0	0- 0	0- 0	NEUTRAL	0- 0	1- 0	1- 0				
9- 3	0- 2	0- 0	NON-CONFERENCE	0- 1	2- 0	7- 0				
3- 0	0- 0	0- 0	HOME	0- 0	1- 0	2- 0				
4- 3	0- 2	0- 0	AWAY	0- 1	0- 0	4- 0				
2- 0	0- 0	0- 0	NEUTRAL	0- 0	1- 0	1- 0				
2- 0	0- 0	0- 0	CONFERENCE	0- 0	0- 0	2- 0				
1- 0	0- 0	0- 0	HOME	0- 0	0- 0	1- 0				
1- 0	0- 0	0- 0	AWAY	0- 0	0- 0	1- 0				
0- 0	0- 0	0- 0	NEUTRAL	0- 0	0- 0	0- 0				

RPI S	Opponent	Score	RPI S	Opponent	Score	Team's RPI: 50	RPI S	Opponent	Score	RPI S	Opponent	Score
10	A Tennessee	55 63					92	A Army West Point	62 65	120	N Toledo	63 55
14	A Southern California	67 68								125	H Yale	74 70
										177	A UMBC	77 42
										182	A Rhode Island	67 58
										187	N UC Davis	80 70
										193	H Providence	71 58
										205	A Siena	61 42
										252	H Pepperdine	64 49
										263	A Fairfield	62 50
										291	H Vermont	72 43
										349	A Boston U.	83 43
LAST 12 Division I GAMES:												
14	A Southern California	67 68	291	H Vermont	72 43							
187	N UC Davis	80 70	177	A UMBC	77 42							
205	A Siena	61 42	125	H Yale	74 70							
263	A Fairfield	62 50	10	A Tennessee	55 63							
92	A Army West Point	62 65	182	A Rhode Island	67 58							
193	H Providence	71 58	120	N Toledo	63 55							

Non-Div I Games:

Albany (NY)

■ Loss, 
 ■ Non-Conf, S Site, 
 ■ Home 
 ■ Away 
 N Neutral



Average RPI Win:	0	WON-LOST	WINNING	LAST 10	STRENGTH OF	OPP. STRENGTH	TEAM	ADJ.	CONF.	ADJ CONF.
Average RPI Loss:	178	RECORD	PCT. RANK	GAMES	SCHEDULE	OF SCHEDULE	RPI	RPI	RPI	RPI
DIV. I ONLY	0- 11	344	0- 9	44	349	306	306	32	32	
DIV. I NON-CONF.	0- 8	338	0- 8	16	329	260	260	31	31	
TOTALS	RPI 1-25	RPI 26-50	W-L RECORDS	RPI 51-100	RPI 101-150	RPI 150+				
0- 11	0- 0	0- 0	OVERALL	0- 3	0- 3	0- 5				
0- 1	0- 0	0- 0	HOME	0- 0	0- 0	0- 1				
0- 10	0- 0	0- 0	AWAY	0- 1	0- 3	0- 2				
0- 0	0- 0	0- 0	NEUTRAL	0- 0	0- 0	0- 0				
0- 8	0- 0	0- 0	NON-CONFERENCE	0- 3	0- 3	0- 2				
0- 0	0- 0	0- 0	HOME	0- 0	0- 0	0- 0				
0- 8	0- 0	0- 0	AWAY	0- 3	0- 3	0- 2				
0- 0	0- 0	0- 0	NEUTRAL	0- 0	0- 0	0- 0				
0- 3	0- 0	0- 0	CONFERENCE	0- 0	0- 0	0- 3				
0- 1	0- 0	0- 0	HOME	0- 0	0- 0	0- 1				
0- 2	0- 0	0- 0	AWAY	0- 0	0- 0	0- 2				
0- 0	0- 0	0- 0	NEUTRAL	0- 0	0- 0	0- 0				

RPI 1-25				RPI 26-50				RPI 51-100				RPI 101+				Team's RPI: 306	
RPI	S	Opponent	Score	RPI	S	Opponent	Score	RPI	S	Opponent	Score	RPI	S	Opponent	Score		
								77	A	Iowa St.	41	91	102	A	Central Ark.	35	58
								78	A	Arkansas St.	50	82	148	A	East Carolina	58	87
								81	A	Northwestern	47	91	149	A	Alabama	50	97
												159	A	La.-Lafayette	61	73	
												269	A	Texas Southern	39	68	
												283	H	Jackson St.	66	73	
												303	A	Prairie View	54	58	
												309	A	Jacksonville St.	65	67	
LAST 12 Division I GAMES:																	
				159	A	La.-Lafayette	61	73	283	H	Jackson St.	66	73				
				77	A	Iowa St.	41	91	269	A	Texas Southern	39	68				
				81	A	Northwestern	47	91	303	A	Prairie View	54	58				
				78	A	Arkansas St.	50	82	102	A	Central Ark.	35	58				
				149	A	Alabama	50	97	148	A	East Carolina	58	87				
				309	A	Jacksonville St.	65	67									

Non-Div I Games: Mt. Mercy 60 56 Delta St. 66 57

Alcorn

Loss, Non-Conf, S Site, H Home A Away N Neutral

Average RPI Win:	267	WON-LOST	WINNING	LAST 10	STRENGTH OF	OPP. STRENGTH	TEAM	ADJ.	CONF.	ADJ CONF.
Average RPI Loss:	123	RECORD	PCT. RANK	GAMES	SCHEDULE	OF SCHEDULE	RPI	RPI	RPI	RPI
DIV. I ONLY	4- 11	275	4- 6	71	282	199	199	29	29	
DIV. I NON-CONF.	2- 9	296	2- 6	35	261	206	206	29	29	
TOTALS	RPI 1-25	RPI 26-50	W-L RECORDS	RPI 51-100	RPI 101-150	RPI 150+				
4- 11	0- 0	0- 1	OVERALL	0- 4	0- 1	4- 5				
1- 4	0- 0	0- 0	HOME	0- 2	0- 1	1- 1				
3- 7	0- 0	0- 1	AWAY	0- 2	0- 0	3- 4				
0- 0	0- 0	0- 0	NEUTRAL	0- 0	0- 0	0- 0				
2- 9	0- 0	0- 1	NON-CONFERENCE	0- 4	0- 0	2- 4				
1- 3	0- 0	0- 0	HOME	0- 2	0- 0	1- 1				
1- 6	0- 0	0- 1	AWAY	0- 2	0- 0	1- 3				
0- 0	0- 0	0- 0	NEUTRAL	0- 0	0- 0	0- 0				
2- 2	0- 0	0- 0	CONFERENCE	0- 0	0- 1	2- 1				
0- 1	0- 0	0- 0	HOME	0- 0	0- 1	0- 0				
2- 1	0- 0	0- 0	AWAY	0- 0	0- 0	2- 1				
0- 0	0- 0	0- 0	NEUTRAL	0- 0	0- 0	0- 0				

RPI 1-25				RPI 26-50				RPI 51-100				RPI 101+				Team's RPI: 199	
RPI	S	Opponent	Score	RPI	S	Opponent	Score	RPI	S	Opponent	Score	RPI	S	Opponent	Score		
				26	A	George Washington	48 78	61	A	Princeton	34 72	112	H	Bucknell	60 66		
								71	H	Elon	54 62	154	A	Pittsburgh	58 76		
								74	H	Hofstra	51 60	157	A	William & Mary	51 62		
								80	A	James Madison	45 74	177	A	UMBC	46 47		
												179	H	Wake Forest	70 71		
												228	H	Manhattan	52 48		
												235	A	Lehigh	59 55		
												265	A	Loyola Maryland	46 52		
												282	A	Colgate	49 37		
												322	A	Dartmouth	45 41		
LAST 12 Division I GAMES:																	
				154	A	Pittsburgh	58 76					235	A	Lehigh	59 55		
				228	H	Manhattan	52 48					112	H	Bucknell	60 66		
				322	A	Dartmouth	45 41					282	A	Colgate	49 37		
				80	A	James Madison	45 74					265	A	Loyola Maryland	46 52		
				177	A	UMBC	46 47					157	A	William & Mary	51 62		
				179	H	Wake Forest	70 71					71	H	Elon	54 62		

Non-Div I Games:

American

■ Loss, 
 ■ Non-Conf, 
 ■ S Site, 
 ■ H Home 
 ■ A Away 
 N Neutral

## Appalachian St.

Through Games Of Jan. 10, 2016

Average RPI Win:	205	WON-LOST	WINNING	LAST 10	STRENGTH OF	OPP. STRENGTH	TEAM	ADJ.	CONF.	ADJ CONF.
Average RPI Loss:	152	RECORD	PCT. RANK	GAMES	SCHEDULE	OF SCHEDULE	RPI	RPI	RPI	RPI
DIV. I ONLY	5- 8	226	4- 6	210	187	236	236	20	20	
DIV. I NON-CONF.	3- 6	234	3- 5	220	145	268	268	21	21	
TOTALS	RPI 1-25	RPI 26-50	W-L RECORDS	RPI 51-100	RPI 101-150	RPI 150+				
5- 8	0- 0	0- 0	OVERALL	0- 2	1- 3	4- 3				
4- 2	0- 0	0- 0	HOME	0- 0	1- 2	3- 0				
1- 4	0- 0	0- 0	AWAY	0- 1	0- 1	1- 2				
0- 2	0- 0	0- 0	NEUTRAL	0- 1	0- 0	0- 1				
3- 6	0- 0	0- 0	NON-CONFERENCE	0- 2	1- 2	2- 2				
3- 1	0- 0	0- 0	HOME	0- 0	1- 1	2- 0				
0- 3	0- 0	0- 0	AWAY	0- 1	0- 1	0- 1				
0- 2	0- 0	0- 0	NEUTRAL	0- 1	0- 0	0- 1				
2- 2	0- 0	0- 0	CONFERENCE	0- 0	0- 1	2- 1				
1- 1	0- 0	0- 0	HOME	0- 0	0- 1	1- 0				
1- 1	0- 0	0- 0	AWAY	0- 0	0- 0	1- 1				
0- 0	0- 0	0- 0	NEUTRAL	0- 0	0- 0	0- 0				

RPI 1-25			RPI 26-50			RPI 51-100			RPI 101+			Team's RPI: 236
RPI	S	Opponent	Score	RPI	S	Opponent	Score	RPI	S	Opponent	Score	
						89 A North Carolina	59 68	109 H Liberty		68 74		
						91 N South Dakota	60 87	137 H Texas-Arlington		45 76		
								139 H ETSU		70 52		
								149 A Alabama		59 93		
								158 H Texas St.		90 71		
								159 A La.-Lafayette		51 60		
								186 A Col. of Charleston		50 60		
								211 H Furman		92 78		
								224 H Richmond		73 59		
								292 A La.-Monroe		57 54		
								293 N Delaware St.		69 76		
LAST 12 Division I GAMES:												
211	H	Furman	92 78	158	H	Texas St.	90 71					
224	H	Richmond	73 59	137	H	Texas-Arlington	45 76					
89	A	North Carolina	59 68	159	A	La.-Lafayette	51 60					
186	A	Col. of Charleston	50 60	292	A	La.-Monroe	57 54					
293	N	Delaware St.	69 76	139	H	ETSU	70 52					
91	N	South Dakota	60 87	149	A	Alabama	59 93					

Non-Div I Games:

Appalachian St.

■ Loss, 
 ■ Non-Conf, 
 ■ S Site, 
 ■ H Home 
 ■ A Away 
 N Neutral

Arizona

Through Games Of Jan. 10, 2016

Average RPI Win:	168	WON-LOST	WINNING	LAST 10	STRENGTH OF	OPP. STRENGTH	TEAM	ADJ.	CONF.	ADJ CONF.
Average RPI Loss:	58	RECORD	PCT. RANK	GAMES	SCHEDULE	OF SCHEDULE	RPI	RPI	RPI	RPI
DIV. I ONLY	10- 6	110	5- 5	46	44	72	72	1	1	
DIV. I NON-CONF.	9- 3	69	6- 2	112	104	66	66	1	1	
TOTALS	RPI 1-25	RPI 26-50	W-L RECORDS	RPI 51-100	RPI 101-150	RPI 150+				
10- 6	0- 1	0- 1	OVERALL	1- 3	3- 1	6- 0				
7- 1	0- 1	0- 0	HOME	1- 0	2- 0	4- 0				
2- 3	0- 0	0- 0	AWAY	0- 0	1- 0	1- 0				
1- 2	0- 0	0- 0	NEUTRAL	0- 1	0- 1	1- 0				
9- 3	0- 0	0- 0	NON-CONFERENCE	0- 2	3- 1	6- 0				
6- 0	0- 0	0- 0	HOME	0- 0	2- 0	4- 0				
2- 1	0- 0	0- 0	AWAY	0- 1	1- 0	1- 0				
1- 2	0- 0	0- 0	NEUTRAL	0- 1	0- 1	1- 0				
1- 3	0- 1	0- 1	CONFERENCE	1- 1	0- 0	0- 0				
1- 1	0- 1	0- 0	HOME	1- 0	0- 0	0- 0				
0- 2	0- 0	0- 1	AWAY	0- 1	0- 0	0- 0				
0- 0	0- 0	0- 0	NEUTRAL	0- 0	0- 0	0- 0				

RPI 1-25				RPI 26-50				RPI 51-100				RPI 101-150				RPI 150+			
RPI	S	Opponent	Score	RPI	S	Opponent	Score	RPI	S	Opponent	Score	RPI	S	Opponent	Score	RPI	S	Opponent	Score
3	H	Stanford	34 59	35	A	Washington	47 63	55	A	Washington St.	46 67	110	H	New Mexico St.	68 64				
								56	N	FGCU	55 57	120	A	Toledo	62 59				
								62	A	San Diego	54 59	131	H	Pacific	69 56				
								67	H	California	57 52	135	N	SMU	46 58				
												166	H	George Mason	68 60				
												181	H	Kansas	67 52				
												196	A	North Texas	51 44				
												201	H	Louisiana Tech	77 67				
												231	N	Gardner-Webb	79 60				
												272	H	Howard	65 28				
LAST 12 Division I GAMES:																			
166	H	George Mason	68 60	35	A	Washington	47 63	55	A	Washington St.	46 67	110	H	New Mexico St.	68 64				
231	N	Gardner-Webb	79 60	56	N	FGCU	55 57	67	H	California	57 52	120	A	Toledo	62 59				
56	N	FGCU	55 57	62	A	San Diego	54 59	3	H	Stanford	34 59	131	H	Pacific	69 56				
135	N	SMU	46 58	67	H	California	57 52	135	N	SMU	46 58	166	H	George Mason	68 60				
201	H	Louisiana Tech	77 67					181	H	Kansas	67 52	196	A	North Texas	51 44				
131	H	Pacific	69 56					201	H	Louisiana Tech	77 67	231	N	Gardner-Webb	79 60				
								272	H	Howard	65 28								

Non-Div I Games:

Arizona

Loss, Non-Conf, S Site, H Home A Away N Neutral

Average RPI Win:	115	WON-LOST	WINNING	LAST 10	STRENGTH OF	OPP. STRENGTH	TEAM	ADJ.	CONF.	ADJ CONF.
Average RPI Loss:	35	RECORD	PCT. RANK	GAMES	SCHEDULE	OF SCHEDULE	RPI	RPI	RPI	RPI
DIV. I ONLY	13- 3	25	10- 0	12	17	12	12	1	1	
DIV. I NON-CONF.	9- 3	69	7- 1	33	36	30	30	1	1	
TOTALS	RPI 1-25	RPI 26-50	W-L RECORDS	RPI 51-100	RPI 101-150	RPI 150+				
13- 3	2- 2	2- 0	OVERALL	3- 1	2- 0	4- 0				
6- 2	2- 1	0- 0	HOME	2- 1	0- 0	2- 0				
6- 0	0- 0	2- 0	AWAY	1- 0	2- 0	1- 0				
1- 1	0- 1	0- 0	NEUTRAL	0- 0	0- 0	1- 0				
9- 3	1- 2	1- 0	NON-CONFERENCE	1- 1	2- 0	4- 0				
4- 2	1- 1	0- 0	HOME	1- 1	0- 0	2- 0				
4- 0	0- 0	1- 0	AWAY	0- 0	2- 0	1- 0				
1- 1	0- 1	0- 0	NEUTRAL	0- 0	0- 0	1- 0				
4- 0	1- 0	1- 0	CONFERENCE	2- 0	0- 0	0- 0				
2- 0	1- 0	0- 0	HOME	1- 0	0- 0	0- 0				
2- 0	0- 0	1- 0	AWAY	1- 0	0- 0	0- 0				
0- 0	0- 0	0- 0	NEUTRAL	0- 0	0- 0	0- 0				

RPI 1-25				Team's RPI: 12		RPI 26-50				RPI 51-100				RPI 101+					
RPI	S	Opponent	Score		RPI	S	Opponent	Score		RPI	S	Opponent	Score		RPI	S	Opponent	Score	
3	H	Stanford	49	31	35	A	Washington	68	61	55	A	Washington St.	63	45	103	A	Hawaii	75	49
6	N	South Carolina	58	60	35	A	Syracuse	61	54	67	H	California	57	49	135	A	SMU	64	57
8	H	Kentucky	64	68						90	H	VCU	48	57	172	H	Columbia	70	49
18	H	Florida St.	68	56						97	H	Marquette	90	80	234	A	Hartford	60	29

Non-Div I Games:

Arizona St.

■ Loss, 
 ■ Non-Conf, S Site, 
 ■ Home 
 ■ Away 
 N Neutral

Average RPI Win:	0	WON-LOST	WINNING	LAST 10	STRENGTH OF	OPP. STRENGTH	TEAM	ADJ.	CONF.	ADJ CONF.
Average RPI Loss:	169	RECORD	PCT. RANK	GAMES	SCHEDULE	OF SCHEDULE	RPI	RPI	RPI	RPI
DIV. I ONLY	0- 9	344	0- 7	218	180	332	332	32	32	
DIV. I NON-CONF.	0- 7	338	0- 6	30	129	264	264	31	31	
TOTALS	RPI 1-25	RPI 26-50	W-L RECORDS	RPI 51-100	RPI 101-150	RPI 150+				
0- 9	0- 0	0- 1	OVERALL	0- 1	0- 3	0- 4				
0- 0	0- 0	0- 0	HOME	0- 0	0- 0	0- 0				
0- 9	0- 0	0- 1	AWAY	0- 0	0- 2	0- 2				
0- 0	0- 0	0- 0	NEUTRAL	0- 0	0- 0	0- 0				
0- 7	0- 0	0- 1	NON-CONFERENCE	0- 1	0- 3	0- 2				
0- 0	0- 0	0- 0	HOME	0- 0	0- 0	0- 0				
0- 7	0- 0	0- 1	AWAY	0- 1	0- 3	0- 2				
0- 0	0- 0	0- 0	NEUTRAL	0- 0	0- 0	0- 0				
0- 2	0- 0	0- 0	CONFERENCE	0- 0	0- 0	0- 2				
0- 0	0- 0	0- 0	HOME	0- 0	0- 0	0- 0				
0- 2	0- 0	0- 0	AWAY	0- 0	0- 0	0- 2				
0- 0	0- 0	0- 0	NEUTRAL	0- 0	0- 0	0- 0				

RPI 1-25				RPI 26-50				RPI 51-100				RPI 101+				Team's RPI: 332	
RPI	S	Opponent	Score	RPI	S	Opponent	Score	RPI	S	Opponent	Score	RPI	S	Opponent	Score		
				39	A	Missouri	34 85	77	A	Iowa St.	41 70	105	A	Nebraska	46 96		
												120	A	Toledo	47 74		
												134	A	Texas Tech	40 84		
												180	A	Ole Miss	45 80		
												191	A	UAB	32 82		
												331	A	Mississippi Val.	60 62		
												342	A	Alabama A&M	70 78		
LAST 12 Division I GAMES:																	
				77	A	Iowa St.	41 70	342	A	Alabama A&M	70 78						
				180	A	Ole Miss	45 80	331	A	Mississippi Val.	60 62						
				191	A	UAB	32 82	120	A	Toledo	47 74						
				39	A	Missouri	34 85	134	A	Texas Tech	40 84						
				105	A	Nebraska	46 96										

Non-Div I Games: Talladega 73 83 Philander Smith 63 51 Tougaloo 65 51 Talladega 68 55 Ark.-Pine Bluff

## Arkansas

Through Games Of Jan. 10, 2016

Average RPI Win: <b>225</b>	WON-LOST	WINNING	LAST 10	STRENGTH OF	OPP. STRENGTH	TEAM	ADJ.	CONF.	ADJ CONF.
Average RPI Loss: <b>74</b>	RECORD	PCT. RANK	GAMES	SCHEDULE	OF SCHEDULE	RPI	RPI	RPI	RPI
DIV. I ONLY	6- 10	233	4- 6	56	114	178	178	3	3
DIV. I NON-CONF.	5- 8	209	3- 6	181	149	237	237	2	2
-----									
TOTALS	RPI 1-25	RPI 26-50	W-L RECORDS	RPI 51-100	RPI 101-150	RPI 150+			
6- 10	0- 4	1- 1	OVERALL	0- 1	1- 2	4- 2			
6- 2	0- 0	1- 0	HOME	0- 0	1- 1	4- 1			
0- 5	0- 2	0- 1	AWAY	0- 1	0- 1	0- 0			
0- 3	0- 2	0- 0	NEUTRAL	0- 0	0- 0	0- 1			
5- 8	0- 3	0- 0	NON-CONFERENCE	0- 1	1- 2	4- 2			
5- 2	0- 0	0- 0	HOME	0- 0	1- 1	4- 1			
0- 3	0- 1	0- 0	AWAY	0- 1	0- 1	0- 0			
0- 3	0- 2	0- 0	NEUTRAL	0- 0	0- 0	0- 1			
1- 2	0- 1	1- 1	CONFERENCE	0- 0	0- 0	0- 0			
1- 0	0- 0	1- 0	HOME	0- 0	0- 0	0- 0			
0- 2	0- 1	0- 1	AWAY	0- 0	0- 0	0- 0			
0- 0	0- 0	0- 0	NEUTRAL	0- 0	0- 0	0- 0			

RPI 1-25				RPI 26-50				RPI 51-100				RPI 101+ Team's RPI: 178			
RPI	S	Opponent	Score	RPI	S	Opponent	Score	RPI	S	Opponent	Score	RPI	S	Opponent	Score
4	N	Texas	50 <b>61</b>	32	H	Texas A&M	67 61	66	A	South Dakota St.	69 <b>76</b>	126	H	Missouri St.	54 <b>69</b>
6	A	South Carolina	32 <b>85</b>	33	A	Mississippi St.	55 <b>80</b>					142	A	Butler	57 <b>63</b>
15	N	Oregon St.	47 <b>63</b>									147	H	Oral Roberts	65 50
16	A	Rutgers	40 <b>60</b>									159	N	La.-Lafayette	59 <b>67</b>
												175	H	Tulsa	67 <b>74</b>
												214	H	Sam Houston St.	67 47
												279	H	Southeastern La.	97 53
												331	H	Mississippi Val.	86 46
												345	H	New Orleans	73 41
LAST 12 Division I GAMES:															
		33	A	Mississippi St.	55	<b>80</b>		32	H	Texas A&M	67	61			
		147	H	Oral Roberts	65	50		6	A	South Carolina	32	<b>85</b>			
		16	A	Rutgers	40	<b>60</b>		345	H	New Orleans	73	41			
		126	H	Missouri St.	54	<b>69</b>		331	H	Mississippi Val.	86	46			
		15	N	Oregon St.	47	<b>63</b>		4	N	Texas	50	<b>61</b>			
		159	N	La.-Lafayette	59	<b>67</b>		142	A	Butler	57	<b>63</b>			

Non-Div I Games:

Arkansas

■ Loss, 
 ■ Non-Conf, S Site, 
 ■ Home 
 ■ Away 
 N Neutral

Average RPI Win:	220	WON-LOST	WINNING	LAST 10	STRENGTH OF	OPP. STRENGTH	TEAM	ADJ.	CONF.	ADJ CONF.
Average RPI Loss:	57	RECORD	PCT. RANK	GAMES	SCHEDULE	OF SCHEDULE	RPI	RPI	RPI	RPI
DIV. I ONLY	10- 3	47	7- 3	203	177	78	78	20	20	
DIV. I NON-CONF.	6- 3	100	5- 3	217	45	83	83	21	21	
TOTALS	RPI 1-25	RPI 26-50	W-L RECORDS	RPI 51-100	RPI 101-150	RPI 150+				
10- 3	0- 1	0- 1	OVERALL	2- 0	0- 1	8- 0				
5- 0	0- 0	0- 0	HOME	0- 0	0- 0	5- 0				
5- 3	0- 1	0- 1	AWAY	2- 0	0- 1	3- 0				
0- 0	0- 0	0- 0	NEUTRAL	0- 0	0- 0	0- 0				
6- 3	0- 1	0- 1	NON-CONFERENCE	2- 0	0- 1	4- 0				
3- 0	0- 0	0- 0	HOME	0- 0	0- 0	3- 0				
3- 3	0- 1	0- 1	AWAY	2- 0	0- 1	1- 0				
0- 0	0- 0	0- 0	NEUTRAL	0- 0	0- 0	0- 0				
4- 0	0- 0	0- 0	CONFERENCE	0- 0	0- 0	4- 0				
2- 0	0- 0	0- 0	HOME	0- 0	0- 0	2- 0				
2- 0	0- 0	0- 0	AWAY	0- 0	0- 0	2- 0				
0- 0	0- 0	0- 0	NEUTRAL	0- 0	0- 0	0- 0				

RPI 1-25				RPI 26-50				RPI 51-100 Team's RPI: 78				RPI 101+			
RPI	S	Opponent	Score	RPI	S	Opponent	Score	RPI	S	Opponent	Score	RPI	S	Opponent	Score
24	A	Florida	72 76	43	A	Chattanooga	54 55	56	A	FGCU	62 48	105	A	Nebraska	71 79
								86	A	UT Martin	76 74	159	H	La.-Lafayette	83 56
												192	A	Troy	101 81
												233	H	Austin Peay	66 55
												285	A	Tennessee Tech	77 55
												289	A	South Ala.	66 53
												292	H	La.-Monroe	66 43
												298	H	Wichita St.	67 40
												306	H	Alcorn	82 50
LAST 12 Division I GAMES:															
159	H	La.-Lafayette	83 56	292	H	La.-Monroe	66 43								
24	A	Florida	72 76	289	A	South Ala.	66 53								
56	A	FGCU	62 48	192	A	Troy	101 81								
43	A	Chattanooga	54 55	105	A	Nebraska	71 79								
298	H	Wichita St.	67 40	233	H	Austin Peay	66 55								
86	A	UT Martin	76 74	306	H	Alcorn	82 50								

Non-Div I Games:

Arkansas St.

■ Loss, 
 ■ Non-Conf, S Site, 
 ■ Home 
 ■ Away 
 N Neutral



Army West Point

Through Games Of Jan. 10, 2016

Average RPI Win:	250	WON-LOST	WINNING	LAST 10	STRENGTH OF	OPP. STRENGTH	TEAM	ADJ.	CONF.	ADJ CONF.
Average RPI Loss:	69	RECORD	PCT. RANK	GAMES	SCHEDULE	OF SCHEDULE	RPI	RPI	RPI	RPI
DIV. I ONLY	11- 2	20	8- 1	278	302	92	92	29	29	
DIV. I NON-CONF.	8- 1	23	6- 1	296	246	92	92	29	29	
TOTALS	RPI 1-25	RPI 26-50	W-L RECORDS	RPI 51-100	RPI 101-150	RPI 150+				
11- 2	0- 1	1- 0	OVERALL	0- 0	1- 1	9- 0				
7- 0	0- 0	1- 0	HOME	0- 0	0- 0	6- 0				
4- 2	0- 1	0- 0	AWAY	0- 0	1- 1	3- 0				
0- 0	0- 0	0- 0	NEUTRAL	0- 0	0- 0	0- 0				
8- 1	0- 1	1- 0	NON-CONFERENCE	0- 0	1- 0	6- 0				
5- 0	0- 0	1- 0	HOME	0- 0	0- 0	4- 0				
3- 1	0- 1	0- 0	AWAY	0- 0	1- 0	2- 0				
0- 0	0- 0	0- 0	NEUTRAL	0- 0	0- 0	0- 0				
3- 1	0- 0	0- 0	CONFERENCE	0- 0	0- 1	3- 0				
2- 0	0- 0	0- 0	HOME	0- 0	0- 0	2- 0				
1- 1	0- 0	0- 0	AWAY	0- 0	0- 1	1- 0				
0- 0	0- 0	0- 0	NEUTRAL	0- 0	0- 0	0- 0				

RPI 1-25				RPI 26-50				RPI 51-100				RPI 101+			
RPI	S	Opponent	Score	RPI	S	Opponent	Score	RPI	S	Opponent	Score	RPI	S	Opponent	Score
25	A	Duke	61 72	50	H	Albany (NY)	65 62					112	A	Bucknell	69 79
												125	A	Yale	65 61
												200	H	Quinnipiac	67 57
												235	H	Lehigh	63 39
												252	H	Pepperdine	63 53
												265	H	Loyola Maryland	70 37
												284	H	Rider	57 42
												330	H	Central Conn. St.	81 52
												334	A	NJIT	71 35
												338	A	Lafayette	78 45
												341	A	St. Francis Brooklyn	74 35
LAST 12 Division I GAMES:															
265	H	Loyola Maryland	70 37	338	A	Lafayette	78 45								
125	A	Yale	65 61	112	A	Bucknell	69 79								
284	H	Rider	57 42	235	H	Lehigh	63 39								
25	A	Duke	61 72	334	A	NJIT	71 35								
330	H	Central Conn. St.	81 52	341	A	St. Francis Brooklyn	74 35								
200	H	Quinnipiac	67 57	50	H	Albany (NY)	65 62								

Non-Div I Games: Emerson 86 47

Army West Point

Loss, Non-Conf, S Site, H Home A Away N Neutral

Average RPI Win:	190	WON-LOST	WINNING	LAST 10	STRENGTH OF	OPP. STRENGTH	TEAM	ADJ.	CONF.	ADJ CONF.
Average RPI Loss:	53	RECORD	PCT. RANK	GAMES	SCHEDULE	OF SCHEDULE	RPI	RPI	RPI	RPI
DIV. I ONLY	11- 5	86	6- 4	138	39	79	79	3	3	
DIV. I NON-CONF.	10- 3	62	7- 2	274	79	108	108	2	2	
TOTALS	RPI 1-25	RPI 26-50	W-L RECORDS	RPI 51-100	RPI 101-150	RPI 150+				
11- 5	1- 1	0- 1	OVERALL	0- 3	2- 0	8- 0				
5- 1	1- 0	0- 0	HOME	0- 1	1- 0	3- 0				
3- 4	0- 1	0- 1	AWAY	0- 2	0- 0	3- 0				
3- 0	0- 0	0- 0	NEUTRAL	0- 0	1- 0	2- 0				
10- 3	0- 0	0- 0	NON-CONFERENCE	0- 3	2- 0	8- 0				
4- 1	0- 0	0- 0	HOME	0- 1	1- 0	3- 0				
3- 2	0- 0	0- 0	AWAY	0- 2	0- 0	3- 0				
3- 0	0- 0	0- 0	NEUTRAL	0- 0	1- 0	2- 0				
1- 2	1- 1	0- 1	CONFERENCE	0- 0	0- 0	0- 0				
1- 0	1- 0	0- 0	HOME	0- 0	0- 0	0- 0				
0- 2	0- 1	0- 1	AWAY	0- 0	0- 0	0- 0				
0- 0	0- 0	0- 0	NEUTRAL	0- 0	0- 0	0- 0				

RPI 1-25				RPI 26-50				RPI 51-100 Team's RPI: 79				RPI 101+			
RPI	S	Opponent	Score	RPI	S	Opponent	Score	RPI	S	Opponent	Score	RPI	S	Opponent	Score
8	H	Kentucky	66 61	33	A	Mississippi St.	45 60	56	A	FGCU	45 52	127	N	Minnesota	81 79
10	A	Tennessee	52 79					68	H	Virginia	52 69	148	H	East Carolina	83 69
								97	A	Marquette	69 70	164	N	Coppin St.	69 54
												166	H	George Mason	88 59
												174	N	Boise St.	55 53
												191	H	UAB	85 71
												274	A	Savannah St.	62 40
												276	H	Winthrop	76 33
												279	A	Southeastern La.	80 68
												280	A	Towson	74 52
LAST 12 Division I GAMES:															
10	A	Tennessee	52 79	33	A	Mississippi St.	45 60								
276	H	Winthrop	76 33	8	H	Kentucky	66 61								
97	A	Marquette	69 70	56	A	FGCU	45 52								
148	H	East Carolina	83 69	166	H	George Mason	88 59								
127	N	Minnesota	81 79	280	A	Towson	74 52								
174	N	Boise St.	55 53	164	N	Coppin St.	69 54								

Non-Div I Games:

Auburn

■ Loss, 
■ Non-Conf, S Site, 
■ Home 
■ Away 
N Neutral

Average RPI Win:	255	WON-LOST	WINNING	LAST 10	STRENGTH OF	OPP. STRENGTH	TEAM	ADJ.	CONF.	ADJ CONF.
Average RPI Loss:	112	RECORD	PCT. RANK	GAMES	SCHEDULE	OF SCHEDULE	RPI	RPI	RPI	RPI
DIV. I ONLY	3- 11	295	3- 7	69	170	233	233	23	23	
DIV. I NON-CONF.	0- 11	338	0- 9	41	103	267	267	22	22	
TOTALS	RPI 1-25	RPI 26-50	W-L RECORDS	RPI 51-100	RPI 101-150	RPI 150+				
3- 11	0- 0	0- 1	OVERALL	0- 7	0- 1	3- 2				
3- 2	0- 0	0- 0	HOME	0- 2	0- 0	3- 0				
0- 8	0- 0	0- 1	AWAY	0- 4	0- 1	0- 2				
0- 1	0- 0	0- 0	NEUTRAL	0- 1	0- 0	0- 0				
0- 11	0- 0	0- 1	NON-CONFERENCE	0- 7	0- 1	0- 2				
0- 2	0- 0	0- 0	HOME	0- 2	0- 0	0- 0				
0- 8	0- 0	0- 1	AWAY	0- 4	0- 1	0- 2				
0- 1	0- 0	0- 0	NEUTRAL	0- 1	0- 0	0- 0				
3- 0	0- 0	0- 0	CONFERENCE	0- 0	0- 0	3- 0				
3- 0	0- 0	0- 0	HOME	0- 0	0- 0	3- 0				
0- 0	0- 0	0- 0	AWAY	0- 0	0- 0	0- 0				
0- 0	0- 0	0- 0	NEUTRAL	0- 0	0- 0	0- 0				

RPI 1-25				RPI 26-50				RPI 51-100				RPI 101+				Team's RPI: 233	
RPI	S	Opponent	Score	RPI	S	Opponent	Score	RPI	S	Opponent	Score	RPI	S	Opponent	Score		
				44	A	Western Ky.	69 88	57	A	Ball St.	44 72	139	A	ETSU	76 80		
								59	A	Vanderbilt	56 73	170	H	Eastern Ky.	94 66		
								67	H	California	58 67	223	A	Miami (OH)	60 75		
								73	N	Indiana	58 90	285	H	Tennessee Tech	91 75		
								78	A	Arkansas St.	55 66	309	H	Jacksonville St.	61 59		
								87	A	Wright St.	56 77	312	A	Kennesaw St.	65 73		
								88	H	Middle Tenn.	55 86						
LAST 12 Division I GAMES:																	
				285	H	Tennessee Tech	91 75	309	H	Jacksonville St.	61 59						
				88	H	Middle Tenn.	55 86	170	H	Eastern Ky.	94 66						
				73	N	Indiana	58 90	139	A	ETSU	76 80						
				59	A	Vanderbilt	56 73	78	A	Arkansas St.	55 66						
				57	A	Ball St.	44 72	312	A	Kennesaw St.	65 73						
				87	A	Wright St.	56 77	44	A	Western Ky.	69 88						

Non-Div I Games: Trevecca Nazarene 97 75 Christian Bros. 74 55

Austin Peay

■ Loss, 
 ■ Non-Conf, S Site, 
 ■ Home 
 ■ Away 
 N Neutral

Average RPI Win:	119	WON-LOST	WINNING	LAST 10	STRENGTH OF	OPP. STRENGTH	TEAM	ADJ.	CONF.	ADJ CONF.
Average RPI Loss:	47	RECORD	PCT. RANK	GAMES	SCHEDULE	OF SCHEDULE	RPI	RPI	RPI	RPI
DIV. I ONLY	11- 4	67	8- 1	8	59	9	9	8	8	
DIV. I NON-CONF.	7- 3	91	5- 1	14	59	14	14	9	9	
TOTALS	RPI 1-25	RPI 26-50	W-L RECORDS	RPI 51-100	RPI 101-150	RPI 150+				
11- 4	0- 0	3- 2	OVERALL	1- 2	4- 0	3- 0				
5- 0	0- 0	2- 0	HOME	0- 0	1- 0	2- 0				
3- 3	0- 0	0- 1	AWAY	1- 2	2- 0	0- 0				
3- 1	0- 0	1- 1	NEUTRAL	0- 0	1- 0	1- 0				
7- 3	0- 0	2- 2	NON-CONFERENCE	0- 1	2- 0	3- 0				
3- 0	0- 0	1- 0	HOME	0- 0	0- 0	2- 0				
1- 2	0- 0	0- 1	AWAY	0- 1	1- 0	0- 0				
3- 1	0- 0	1- 1	NEUTRAL	0- 0	1- 0	1- 0				
4- 1	0- 0	1- 0	CONFERENCE	1- 1	2- 0	0- 0				
2- 0	0- 0	1- 0	HOME	0- 0	1- 0	0- 0				
2- 1	0- 0	0- 0	AWAY	1- 1	1- 0	0- 0				
0- 0	0- 0	0- 0	NEUTRAL	0- 0	0- 0	0- 0				

RPI 1-25			Team's RPI: 9		RPI 26-50			RPI 51-100			RPI 101+				
RPI	S	Opponent	Score	RPI	S	Opponent	Score	RPI	S	Opponent	Score	RPI	S	Opponent	Score
29	A	Oklahoma	47 73	52	A	Colorado St.	55 61	103	N	Hawaii	67 56				
32	N	Texas A&M	72 64	62	A	San Diego	65 78	131	H	Pacific	79 62				
38	H	Utah	73 59	75	A	Santa Clara	68 63	140	A	San Francisco	66 57				
46	N	Georgia	58 66					150	A	Weber St.	68 51				
49	H	St. Mary's (CA)	65 59					162	N	Penn St.	63 51				
								212	H	Utah St.	81 69				
								219	H	Utah Valley	78 62				
LAST 12 Division I GAMES:															
140	A	San Francisco	66 57	75	A	Santa Clara	68 63								
32	N	Texas A&M	72 64	131	H	Pacific	79 62								
103	N	Hawaii	67 56	49	H	St. Mary's (CA)	65 59								
162	N	Penn St.	63 51	62	A	San Diego	65 78								
46	N	Georgia	58 66	38	H	Utah	73 59								
212	H	Utah St.	81 69	150	A	Weber St.	68 51								

Non-Div I Games: BYU-Hawaii 85 40

BYU

■ Loss, 
 ■ Non-Conf, 
 ■ S Site, 
 ■ Home 
 ■ A Away 
 N Neutral

Average RPI Win:	188	WON-LOST	WINNING	LAST 10	STRENGTH OF	OPP. STRENGTH	TEAM	ADJ.	CONF.	ADJ CONF.
Average RPI Loss:	44	RECORD	PCT. RANK	GAMES	SCHEDULE	OF SCHEDULE	RPI	RPI	RPI	RPI
DIV. I ONLY	9- 4	82	7- 2	70	89	57	57	10	10	
DIV. I NON-CONF.	7- 3	91	6- 2	99	90	60	60	10	10	
TOTALS	RPI 1-25	RPI 26-50	W-L RECORDS	RPI 51-100	RPI 101-150	RPI 150+				
9- 4	0- 2	1- 1	OVERALL	1- 1	2- 0	5- 0				
6- 0	0- 0	1- 0	HOME	1- 0	2- 0	2- 0				
2- 3	0- 0	0- 1	AWAY	0- 0	0- 0	2- 0				
1- 1	0- 1	0- 0	NEUTRAL	0- 0	0- 0	1- 0				
7- 3	0- 2	1- 0	NON-CONFERENCE	1- 1	1- 0	4- 0				
4- 0	0- 0	1- 0	HOME	1- 0	1- 0	1- 0				
2- 2	0- 1	0- 0	AWAY	0- 1	0- 0	2- 0				
1- 1	0- 1	0- 0	NEUTRAL	0- 0	0- 0	1- 0				
2- 1	0- 0	0- 1	CONFERENCE	0- 0	1- 0	1- 0				
2- 0	0- 0	0- 0	HOME	0- 0	1- 0	1- 0				
0- 1	0- 0	0- 1	AWAY	0- 0	0- 0	0- 0				
0- 0	0- 0	0- 0	NEUTRAL	0- 0	0- 0	0- 0				

RPI 1-25				RPI 26-50				RPI 51-100				Team's RPI: 57	RPI 101+			
RPI	S	Opponent	Score	RPI	S	Opponent	Score	RPI	S	Opponent	Score		RPI	S	Opponent	Score
19	A	Purdue	63 73	44	H	Western Ky.	74 60	84	A	Charlotte	66 72		120	H	Toledo	75 69
24	N	Florida	79 85	47	A	Ohio	48 73	100	H	Saint Louis	79 70		142	H	Butler	58 50
													218	N	Massachusetts	81 54
													223	H	Miami (OH)	66 41
													233	H	Austin Peay	72 44
													288	A	Evansville	73 53
													321	A	Lipscomb	72 60
LAST 12 Division I GAMES:																
223	H	Miami (OH)	66 41	47	A	Ohio	48 73	120	H	Toledo	75 69		100	H	Saint Louis	79 70
142	H	Butler	58 50	288	A	Evansville	73 53	19	A	Purdue	63 73		24	N	Florida	79 85
218	N	Massachusetts	81 54	321	A	Lipscomb	72 60	233	H	Austin Peay	72 44		44	H	Western Ky.	74 60

Non-Div I Games: Ohio Valley 94 45

Ball St.

■ Loss, 
 ■ Non-Conf, S Site, 
 ■ Home 
 ■ Away 
 N Neutral

Average RPI Loss: 40

Average RPI Win:	114	WON-LOST	WINNING	LAST 10	STRENGTH OF	OPP. STRENGTH	TEAM	ADJ.	CONF.	ADJ CONF.
Average RPI Loss:	40	RECORD	PCT. RANK	GAMES	SCHEDULE	OF SCHEDULE	RPI	RPI	RPI	RPI
DIV. I ONLY	16- 1	4	9- 1	33	18	7	7	2	2	
DIV. I NON-CONF.	13- 0	1	8- 0	60	20	4	4	3	3	
<hr/>										
TOTALS	RPI 1-25	RPI 26-50		W-L RECORDS	RPI 51-100		RPI 101-150		RPI 150+	
16- 1	1- 0	4- 1		OVERALL	2- 0		5- 0		4- 0	
11- 0	0- 0	3- 0		HOME	1- 0		5- 0		2- 0	
1- 1	0- 0	0- 1		AWAY	0- 0		0- 0		1- 0	
4- 0	1- 0	1- 0		NEUTRAL	1- 0		0- 0		1- 0	
<hr/>										
13- 0	1- 0	3- 0		NON-CONFERENCE	1- 0		5- 0		3- 0	
9- 0	0- 0	2- 0		HOME	0- 0		5- 0		2- 0	
0- 0	0- 0	0- 0		AWAY	0- 0		0- 0		0- 0	
4- 0	1- 0	1- 0		NEUTRAL	1- 0		0- 0		1- 0	
<hr/>										
3- 1	0- 0	1- 1		CONFERENCE	1- 0		0- 0		1- 0	
2- 0	0- 0	1- 0		HOME	1- 0		0- 0		0- 0	
1- 1	0- 0	0- 1		AWAY	0- 0		0- 0		1- 0	
0- 0	0- 0	0- 0		NEUTRAL	0- 0		0- 0		0- 0	

RPI 1-25				Team's RPI: 7		RPI 26-50				RPI 51-100				RPI 101+			
RPI	S	Opponent	Score	RPI	S	Opponent	Score	RPI	S	Opponent	Score	RPI	S	Opponent	Score		
21	N	Michigan St.	84 76	27	H	DePaul	86 72	80	N	James Madison	77 63	118	H	Northwestern St.	86 44		
				29	H	Oklahoma	78 68	93	H	TCU	72 55	122	H	McNeese St.	105 46		
				37	H	South Fla.	66 63					137	H	Texas-Arlington	62 20		
				40	A	Oklahoma St.	45 52					138	H	Southern Miss.	97 42		
				41	N	Miami (FL)	88 81					147	H	Oral Roberts	97 39		
												176	N	Cincinnati	72 34		
												181	A	Kansas	58 40		
												226	H	Grambling	96 42		
												249	H	Rice	89 38		
LAST 12 Division I GAMES:																	
				93	H	TCU	72 55	181	A	Kansas	58 40						
				122	H	McNeese St.	105 46	29	H	Oklahoma	78 68						
				226	H	Grambling	96 42	40	A	Oklahoma St.	45 52						
				118	H	Northwestern St.	86 44	80	N	James Madison	77 63						
				249	H	Rice	89 38	41	N	Miami (FL)	88 81						
				21	N	Michigan St.	84 76	147	H	Oral Roberts	97 39						

Non-Div I Games:

Baylor

■ Loss, ■ Non-Conf, S Site, H Home A Away N Neutral

Average RPI Win:	268	WON-LOST	WINNING	LAST 10	STRENGTH OF	OPP. STRENGTH	TEAM	ADJ.	CONF.	ADJ CONF.
Average RPI Loss:	88	RECORD	PCT. RANK	GAMES	SCHEDULE	OF SCHEDULE	RPI	RPI	RPI	RPI
DIV. I ONLY	7- 7	159	3- 6	177	200	129	129	23	23	
DIV. I NON-CONF.	6- 5	147	4- 4	103	175	89	89	22	22	
TOTALS	RPI 1-25	RPI 26-50	W-L RECORDS	RPI 51-100	RPI 101-150	RPI 150+				
7- 7	0- 2	0- 2	OVERALL	0- 0	0- 0	7- 3				
4- 0	0- 0	0- 0	HOME	0- 0	0- 0	4- 0				
3- 7	0- 2	0- 2	AWAY	0- 0	0- 0	3- 3				
0- 0	0- 0	0- 0	NEUTRAL	0- 0	0- 0	0- 0				
6- 5	0- 2	0- 2	NON-CONFERENCE	0- 0	0- 0	6- 1				
3- 0	0- 0	0- 0	HOME	0- 0	0- 0	3- 0				
3- 5	0- 2	0- 2	AWAY	0- 0	0- 0	3- 1				
0- 0	0- 0	0- 0	NEUTRAL	0- 0	0- 0	0- 0				
1- 2	0- 0	0- 0	CONFERENCE	0- 0	0- 0	1- 2				
1- 0	0- 0	0- 0	HOME	0- 0	0- 0	1- 0				
0- 2	0- 0	0- 0	AWAY	0- 0	0- 0	0- 2				
0- 0	0- 0	0- 0	NEUTRAL	0- 0	0- 0	0- 0				

RPI 1-25				RPI 26-50				RPI 51-100				RPI 101+ Team's RPI: 129			
RPI	S	Opponent	Score	RPI	S	Opponent	Score	RPI	S	Opponent	Score	RPI	S	Opponent	Score
5	A	Ohio St.	56 84	43	A	Chattanooga	53 62					160	A	IUPUI	59 62
11	A	Green Bay	62 66	44	A	Western Ky.	65 80					167	A	SIUE	60 73
												179	A	Wake Forest	78 64
												184	A	Southeast Mo. St.	74 81
												191	H	UAB	63 62
												192	H	Troy	102 93
												315	H	Cleveland St.	76 58
												321	A	Lipscomb	90 68
												339	H	Eastern Ill.	89 61
												342	A	Alabama A&M	78 28
LAST 12 Division I GAMES:															
339	H	Eastern Ill.	89 61	167	A	SIUE	60 73								
179	A	Wake Forest	78 64	184	A	Southeast Mo. St.	74 81								
321	A	Lipscomb	90 68	44	A	Western Ky.	65 80								
192	H	Troy	102 93	11	A	Green Bay	62 66								
342	A	Alabama A&M	78 28	160	A	IUPUI	59 62								
315	H	Cleveland St.	76 58	43	A	Chattanooga	53 62								

Non-Div I Games: Young Harris 80 31 Trevecca Nazarene 86 59

Belmont

Loss, Non-Conf, S Site, H Home A Away N Neutral

Average RPI Win:	303	WON-LOST	WINNING	LAST 10	STRENGTH OF	OPP. STRENGTH	TEAM	ADJ.	CONF.	ADJ CONF.
Average RPI Loss:	169	RECORD	PCT. RANK	GAMES	SCHEDULE	OF SCHEDULE	RPI	RPI	RPI	RPI
DIV. I ONLY	5- 8	226	4- 5	274	329	258	258	30	30	
DIV. I NON-CONF.	4- 7	222	3- 5	240	338	258	258	30	30	
TOTALS	RPI 1-25	RPI 26-50	W-L RECORDS	RPI 51-100	RPI 101-150	RPI 150+				
5- 8	0- 0	0- 1	OVERALL	0- 1	0- 1	5- 5				
1- 3	0- 0	0- 0	HOME	0- 0	0- 0	1- 3				
2- 3	0- 0	0- 0	AWAY	0- 0	0- 0	2- 0				
2- 2	0- 0	0- 0	NEUTRAL	0- 0	0- 0	2- 2				
4- 7	0- 0	0- 1	NON-CONFERENCE	0- 1	0- 0	4- 5				
0- 3	0- 0	0- 0	HOME	0- 0	0- 0	0- 3				
2- 2	0- 0	0- 1	AWAY	0- 1	0- 0	2- 0				
2- 2	0- 0	0- 0	NEUTRAL	0- 0	0- 0	2- 2				
1- 1	0- 0	0- 0	CONFERENCE	0- 0	0- 1	1- 0				
1- 0	0- 0	0- 0	HOME	0- 0	0- 0	1- 0				
0- 1	0- 0	0- 0	AWAY	0- 0	0- 1	0- 0				
0- 0	0- 0	0- 0	NEUTRAL	0- 0	0- 0	0- 0				

RPI S	Opponent	Score	RPI S	Opponent	Score	RPI S	Opponent	Score	RPI S	Opponent	Score	Team's RPI: 258
			41 A	Miami (FL)	47 55	94 A	Fla. Atlantic	60 82	141 A	Hampton	45 60	
									173 H	Brown	61 68	
									188 H	Stetson	38 62	
									210 H	Jacksonville	53 63	
									251 N	Western Ill.	59 75	
									255 N	Georgia St.	61 68	
									277 H	South Carolina St.	65 50	
									297 A	North Florida	53 49	
									310 N	Ga. Southern	65 49	
									311 N	LIU Brooklyn	68 55	
									318 A	Western Caro.	66 59	
LAST 12 Division I GAMES:												
			141 A	Hampton	45 60	311 N	LIU Brooklyn	68 55				
			251 N	Western Ill.	59 75	94 A	Fla. Atlantic	60 82				
			297 A	North Florida	53 49	310 N	Ga. Southern	65 49				
			188 H	Stetson	38 62	255 N	Georgia St.	61 68				
			318 A	Western Caro.	66 59	210 H	Jacksonville	53 63				
			41 A	Miami (FL)	47 55	277 H	South Carolina St.	65 50				

Non-Div I Games: Warner 100 28 Edward Waters 67 48

Bethune-Cookman

Loss, Non-Conf, S Site, H Home A Away N Neutral



Binghamton

Through Games Of Jan. 10, 2016

Average RPI Win:	289	WON-LOST	WINNING	LAST 10	STRENGTH OF	OPP. STRENGTH	TEAM	ADJ.	CONF.	ADJ CONF.
Average RPI Loss:	159	RECORD	PCT. RANK	GAMES	SCHEDULE	OF SCHEDULE	RPI	RPI	RPI	RPI
DIV. I ONLY	3- 9	281	2- 6	151	332	257	257	16	16	
DIV. I NON-CONF.	2- 8	290	1- 6	169	332	284	284	17	17	
TOTALS	RPI 1-25	RPI 26-50	W-L RECORDS	RPI 51-100	RPI 101-150	RPI 150+				
3- 9	0- 0	0- 0	OVERALL	0- 1	0- 3	3- 5				
3- 0	0- 0	0- 0	HOME	0- 0	0- 0	3- 0				
0- 9	0- 0	0- 0	AWAY	0- 1	0- 3	0- 5				
0- 0	0- 0	0- 0	NEUTRAL	0- 0	0- 0	0- 0				
2- 8	0- 0	0- 0	NON-CONFERENCE	0- 1	0- 2	2- 5				
2- 0	0- 0	0- 0	HOME	0- 0	0- 0	2- 0				
0- 8	0- 0	0- 0	AWAY	0- 1	0- 2	0- 5				
0- 0	0- 0	0- 0	NEUTRAL	0- 0	0- 0	0- 0				
1- 1	0- 0	0- 0	CONFERENCE	0- 0	0- 1	1- 0				
1- 0	0- 0	0- 0	HOME	0- 0	0- 0	1- 0				
0- 1	0- 0	0- 0	AWAY	0- 0	0- 1	0- 0				
0- 0	0- 0	0- 0	NEUTRAL	0- 0	0- 0	0- 0				

RPI 1-25			RPI 26-50			RPI 51-100			RPI 101+			Team's RPI: 257
RPI	S	Opponent	Score	RPI	S	Opponent	Score	RPI	S	Opponent	Score	
						63 A Michigan	62 90	112 A Bucknell		46 76		
								114 A Stony Brook		58 64		
								143 A Xavier		55 64		
								163 A Canisius		50 80		
								172 A Columbia		64 71		
								173 A Brown		65 67		
								206 A Cornell		57 64		
								250 H New Hampshire		51 50		
								282 H Colgate		63 56		
								286 A Sacred Heart		60 69		
								334 H NJIT		54 50		
LAST 12 Division I GAMES:												
250	H	New Hampshire	51 50	114	A	Stony Brook	58 64					
143	A	Xavier	55 64	206	A	Cornell	57 64					
163	A	Canisius	50 80	286	A	Sacred Heart	60 69					
112	A	Bucknell	46 76	172	A	Columbia	64 71					
334	H	NJIT	54 50	282	H	Colgate	63 56					
63	A	Michigan	62 90	173	A	Brown	65 67					

Non-Div I Games: Cedar Crest 74 18 Misericordia 73 44 Nyack 65 33

Binghamton

Loss, Non-Conf, S Site, H Home A Away N Neutral

Average RPI Win:	217	WON-LOST	WINNING	LAST 10	STRENGTH OF	OPP. STRENGTH	TEAM	ADJ.	CONF.	ADJ CONF.
Average RPI Loss:	108	RECORD	PCT. RANK	GAMES	SCHEDULE	OF SCHEDULE	RPI	RPI	RPI	RPI
DIV. I ONLY	6- 6	159	5- 4	197	133	174	174	17	17	
DIV. I NON-CONF.	5- 4	139	4- 4	244	138	185	185	18	18	
TOTALS	RPI 1-25	RPI 26-50	W-L RECORDS	RPI 51-100	RPI 101-150	RPI 150+				
6- 6	0- 0	0- 0	OVERALL	0- 3	0- 2	6- 1				
2- 3	0- 0	0- 0	HOME	0- 1	0- 1	2- 1				
3- 2	0- 0	0- 0	AWAY	0- 1	0- 1	3- 0				
1- 1	0- 0	0- 0	NEUTRAL	0- 1	0- 0	1- 0				
5- 4	0- 0	0- 0	NON-CONFERENCE	0- 2	0- 1	5- 1				
1- 3	0- 0	0- 0	HOME	0- 1	0- 1	1- 1				
3- 0	0- 0	0- 0	AWAY	0- 0	0- 0	3- 0				
1- 1	0- 0	0- 0	NEUTRAL	0- 1	0- 0	1- 0				
1- 2	0- 0	0- 0	CONFERENCE	0- 1	0- 1	1- 0				
1- 0	0- 0	0- 0	HOME	0- 0	0- 0	1- 0				
0- 2	0- 0	0- 0	AWAY	0- 1	0- 1	0- 0				
0- 0	0- 0	0- 0	NEUTRAL	0- 0	0- 0	0- 0				

RPI 1-25			RPI 26-50			RPI 51-100			RPI 101+			Team's RPI: 174
RPI	S	Opponent	Score	RPI	S	Opponent	Score	RPI	S	Opponent	Score	
						52 A Colorado St.	64 68	121 A Fresno St.		57 62		
						55 H Washington St.	52 57	123 H Idaho St.		77 80		
						79 N Auburn	53 55	186 H Col. of Charleston		61 38		
								188 N Stetson		71 65		
								203 A Eastern Wash.		84 79		
								212 H Utah St.		84 78		
								215 A Seattle		84 66		
								219 H Utah Valley		70 72		
								295 A Portland		89 49		
LAST 12 Division I GAMES:												
						121 A Fresno St.	57 62	212 H Utah St.		84 78		
						55 H Washington St.	52 57	52 A Colorado St.		64 68		
						188 N Stetson	71 65	203 A Eastern Wash.		84 79		
						79 N Auburn	53 55	215 A Seattle		84 66		
						219 H Utah Valley	70 72	123 H Idaho St.		77 80		
						186 H Col. of Charleston	61 38	295 A Portland		89 49		

Non-Div I Games: Concordia Portland 84 77 Cal St. L.A. 58 44

Boise St.

■ Loss, 
 ■ Non-Conf, 
 ■ S Site, 
 ■ H Home 
 ■ A Away 
 N Neutral

Average RPI Win:	<b>195</b>	WON-LOST	WINNING	LAST 10	STRENGTH OF	OPP. STRENGTH	TEAM	ADJ.	CONF.	ADJ CONF.
Average RPI Loss:	<b>37</b>	RECORD	PCT. RANK	GAMES	SCHEDULE	OF SCHEDULE	RPI	RPI	RPI	RPI
DIV. I ONLY	<b>12- 3</b>	<b>33</b>	<b>7- 3</b>	<b>123</b>	<b>137</b>	<b>54</b>	<b>54</b>	<b>5</b>	<b>5</b>	
DIV. I NON-CONF.	<b>12- 1</b>	<b>10</b>	<b>9- 1</b>	<b>201</b>	<b>179</b>	<b>43</b>	<b>43</b>	<b>5</b>	<b>5</b>	
TOTALS	RPI 1-25	RPI 26-50	W-L RECORDS	RPI 51-100	RPI 101-150	RPI 150+				
12- 3	1- 1	1- 1	OVERALL	1- 1	1- 0	8- 0				
7- 0	0- 0	0- 0	HOME	1- 0	1- 0	5- 0				
4- 2	1- 1	0- 0	AWAY	0- 1	0- 0	3- 0				
1- 1	0- 0	1- 1	NEUTRAL	0- 0	0- 0	0- 0				
12- 1	1- 0	1- 1	NON-CONFERENCE	1- 0	1- 0	8- 0				
7- 0	0- 0	0- 0	HOME	1- 0	1- 0	5- 0				
4- 0	1- 0	0- 0	AWAY	0- 0	0- 0	3- 0				
1- 1	0- 0	1- 1	NEUTRAL	0- 0	0- 0	0- 0				
0- 2	0- 1	0- 0	CONFERENCE	0- 1	0- 0	0- 0				
0- 0	0- 0	0- 0	HOME	0- 0	0- 0	0- 0				
0- 2	0- 1	0- 0	AWAY	0- 1	0- 0	0- 0				
0- 0	0- 0	0- 0	NEUTRAL	0- 0	0- 0	0- 0				

RPI 1-25				RPI 26-50				RPI 51-100				Team's RPI: 54	RPI 101+			
RPI	S	Opponent	Score	RPI	S	Opponent	Score	RPI	S	Opponent	Score		RPI	S	Opponent	Score
18	A	Florida St.	42 75	29	N	Oklahoma	61 76	64	A	Virginia Tech	33 58		125	H	Yale	73 60
19	A	Purdue	58 56	38	N	Utah	76 51	96	H	Maine	55 48		193	A	Providence	67 41
													217	A	Northeastern	71 45
													234	H	Hartford	62 28
													239	H	Bryant	74 59
													250	H	New Hampshire	71 51
													273	H	Holy Cross	60 51
													307	H	UMass Lowell	66 55
													349	A	Boston U.	58 37
LAST 12 Division I GAMES:																
125	H	Yale	73 60	18	A	Florida St.	42 75									
234	H	Hartford	62 28	64	A	Virginia Tech	33 58									
19	A	Purdue	58 56	239	H	Bryant	74 59									
29	N	Oklahoma	61 76	217	A	Northeastern	71 45									
38	N	Utah	76 51	307	H	UMass Lowell	66 55									
349	A	Boston U.	58 37	250	H	New Hampshire	71 51									

Non-Div I Games:

Boston College

■ Loss, 
 ■ Non-Conf, S Site, 
 ■ Home 
 ■ Away 
 N Neutral

Exposition.

B  
O  
S  
T  
O  
N  
U  
.

### Non-Div I Games:

## Bowling Green

Through Games Of Jan. 10, 2016

Average RPI Win:	264	WON-LOST	WINNING	LAST 10	STRENGTH OF	OPP. STRENGTH	TEAM	ADJ.	CONF.	ADJ CONF.
Average RPI Loss:	142	RECORD	PCT. RANK	GAMES	SCHEDULE	OF SCHEDULE	RPI	RPI	RPI	RPI
DIV. I ONLY	5- 7	213	3- 7	261	214	243	243	10	10	
DIV. I NON-CONF.	4- 5	193	4- 5	316	236	286	286	10	10	
TOTALS	RPI 1-25	RPI 26-50	W-L RECORDS	RPI 51-100	RPI 101-150	RPI 150+				
5- 7	0- 0	0- 1	OVERALL	0- 3	0- 0	5- 3				
3- 2	0- 0	0- 1	HOME	0- 1	0- 0	3- 0				
1- 4	0- 0	0- 0	AWAY	0- 2	0- 0	1- 2				
1- 1	0- 0	0- 0	NEUTRAL	0- 0	0- 0	1- 1				
4- 5	0- 0	0- 0	NON-CONFERENCE	0- 2	0- 0	4- 3				
3- 1	0- 0	0- 0	HOME	0- 1	0- 0	3- 0				
0- 3	0- 0	0- 0	AWAY	0- 1	0- 0	0- 2				
1- 1	0- 0	0- 0	NEUTRAL	0- 0	0- 0	1- 1				
1- 2	0- 0	0- 1	CONFERENCE	0- 1	0- 0	1- 0				
0- 1	0- 0	0- 1	HOME	0- 0	0- 0	0- 0				
1- 1	0- 0	0- 0	AWAY	0- 1	0- 0	1- 0				
0- 0	0- 0	0- 0	NEUTRAL	0- 0	0- 0	0- 0				

RPI S	Opponent	Score	RPI S	Opponent	Score	RPI S	Opponent	Score	RPI S	Opponent	Score	Team's RPI: 243
			47 H Ohio		57 72	66 H South Dakota St.		45 58	176 A Cincinnati		51 54	
						68 A Virginia		39 68	210 N Jacksonville		72 69	
						99 A Western Mich.		45 74	221 N Davidson		56 60	
									223 A Miami (OH)		64 58	
									264 H Bradley		66 53	
									288 H Evansville		74 56	
									315 A Cleveland St.		48 69	
									337 H Illinois St.		70 52	
LAST 12 Division I GAMES:												
			47 H Ohio		57 72	99 A Western Mich.		45 74				
			210 N Jacksonville		72 69	223 A Miami (OH)		64 58				
			221 N Davidson		56 60	66 H South Dakota St.		45 58				
			176 A Cincinnati		51 54	68 A Virginia		39 68				
			264 H Bradley		66 53	315 A Cleveland St.		48 69				
			337 H Illinois St.		70 52	288 H Evansville		74 56				

Non-Div I Games:

Bowling Green

■ Loss, 
 ■ Non-Conf, 
 ■ S Site, 
 ■ H Home 
 ■ A Away 
 N Neutral

## Bradley

Through Games Of Jan. 10, 2016

Average RPI Win: <b>281</b>	WON-LOST	WINNING	LAST 10	STRENGTH OF	OPP. STRENGTH	TEAM	ADJ.	CONF.	ADJ CONF.
Average RPI Loss: <b>146</b>	RECORD	PCT. RANK	GAMES	SCHEDULE	OF SCHEDULE	RPI	RPI	RPI	RPI
DIV. I ONLY	3- 10	291	2- 7	223	220	264	264	21	21
DIV. I NON-CONF.	3- 7	248	2- 6	191	256	230	230	16	16
TOTALS	RPI 1-25	RPI 26-50	W-L RECORDS	RPI 51-100	RPI 101-150	RPI 150+			
3- 10	0- 1	0- 1	OVERALL	0- 2	0- 2	3- 4			
1- 4	0- 0	0- 1	HOME	0- 1	0- 1	1- 1			
2- 6	0- 1	0- 0	AWAY	0- 1	0- 1	2- 3			
0- 0	0- 0	0- 0	NEUTRAL	0- 0	0- 0	0- 0			
3- 7	0- 1	0- 1	NON-CONFERENCE	0- 2	0- 0	3- 3			
1- 3	0- 0	0- 1	HOME	0- 1	0- 0	1- 1			
2- 4	0- 1	0- 0	AWAY	0- 1	0- 0	2- 2			
0- 0	0- 0	0- 0	NEUTRAL	0- 0	0- 0	0- 0			
0- 3	0- 0	0- 0	CONFERENCE	0- 0	0- 2	0- 1			
0- 1	0- 0	0- 0	HOME	0- 0	0- 1	0- 0			
0- 2	0- 0	0- 0	AWAY	0- 0	0- 1	0- 1			
0- 0	0- 0	0- 0	NEUTRAL	0- 0	0- 0	0- 0			

RPI 1-25				RPI 26-50				RPI 51-100				RPI 101+ Team's RPI: 264			
RPI	S	Opponent	Score	RPI	S	Opponent	Score	RPI	S	Opponent	Score	RPI	S	Opponent	Score
22	A	Iowa	53 60	29	H	Oklahoma	46 79	99	H	Western Mich.	59 72	113	A	Southern Ill.	49 75
								100	A	Saint Louis	58 75	130	H	Loyola Chicago	54 67
												183	A	Detroit	75 67
												209	H	Ill.-Chicago	56 66
												230	A	Northern Ill.	64 68
												243	A	Bowling Green	53 66
												288	A	Evansville	46 62
												325	H	Kent St.	68 60
												335	A	Chicago St.	66 60
LAST 12 Division I GAMES:															
288	A	Evansville	46 62	113	A	Southern Ill.	49 75								
209	H	Ill.-Chicago	56 66	130	H	Loyola Chicago	54 67								
335	A	Chicago St.	66 60	100	A	Saint Louis	58 75								
99	H	Western Mich.	59 72	230	A	Northern Ill.	64 68								
29	H	Oklahoma	46 79	22	A	Iowa	53 60								
243	A	Bowling Green	53 66	325	H	Kent St.	68 60								

Non-Div I Games: Eureka

87 47

Bradley

■ Loss, 
 ■ Non-Conf, S Site, 
 ■ Home 
 ■ Away 
 N Neutral

**B  
r  
o  
w  
n**

B  
r  
o  
w  
n

Non-Div I Games:	Mount Ida	114	28	Rhode Island Col.	90	35
------------------	-----------	-----	----	-------------------	----	----

Average RPI Win:	301	WON-LOST	WINNING	LAST 10	STRENGTH OF	OPP. STRENGTH	TEAM	ADJ.	CONF.	ADJ CONF.
Average RPI Loss:	154	RECORD	PCT. RANK	GAMES	SCHEDULE	OF SCHEDULE	RPI	RPI	RPI	RPI
DIV. I ONLY	6- 8	201	4- 6	272	309	239	239	31	31	
DIV. I NON-CONF.	3- 8	258	3- 6	192	305	270	270	32	32	
TOTALS	RPI 1-25	RPI 26-50	W-L RECORDS	RPI 51-100	RPI 101-150	RPI 150+				
6- 8	0- 1	0- 0	OVERALL	0- 2	0- 0	6- 5				
3- 3	0- 0	0- 0	HOME	0- 0	0- 0	3- 3				
3- 5	0- 1	0- 0	AWAY	0- 2	0- 0	3- 2				
0- 0	0- 0	0- 0	NEUTRAL	0- 0	0- 0	0- 0				
3- 8	0- 1	0- 0	NON-CONFERENCE	0- 2	0- 0	3- 5				
2- 3	0- 0	0- 0	HOME	0- 0	0- 0	2- 3				
1- 5	0- 1	0- 0	AWAY	0- 2	0- 0	1- 2				
0- 0	0- 0	0- 0	NEUTRAL	0- 0	0- 0	0- 0				
3- 0	0- 0	0- 0	CONFERENCE	0- 0	0- 0	3- 0				
1- 0	0- 0	0- 0	HOME	0- 0	0- 0	1- 0				
2- 0	0- 0	0- 0	AWAY	0- 0	0- 0	2- 0				
0- 0	0- 0	0- 0	NEUTRAL	0- 0	0- 0	0- 0				

RPI S	Opponent	Score	RPI S	Opponent	Score	RPI S	Opponent	Score	RPI S	Opponent	Score	Team's RPI: 239
20	A Seton Hall	57 93				54	A Boston College	59 74	173	H Brown	67 84	
						96	A Maine	38 76	193	A Providence	78 88	
									206	H Cornell	62 70	
									218	H Massachusetts	69 86	
									250	H New Hampshire	55 42	
									273	A Holy Cross	64 65	
									291	H Vermont	68 52	
									307	A UMass Lowell	83 64	
									308	A Fairleigh Dickinson	70 41	
									320	A Wagner	82 71	
									330	H Central Conn. St.	70 56	
LAST 12 Division I GAMES:												
320	A Wagner	82 71	308	A Fairleigh Dickinson	70 41							
173	H Brown	67 84	330	H Central Conn. St.	70 56							
218	H Massachusetts	69 86	54	A Boston College	59 74							
273	A Holy Cross	64 65	250	H New Hampshire	55 42							
307	A UMass Lowell	83 64	96	A Maine	38 76							
291	H Vermont	68 52	193	A Providence	78 88							

Non-Div I Games:

Bryant

■ Loss, 
■ Non-Conf, 
■ S Site, 
■ H Home 
■ A Away 
N Neutral



## Bucknell

Through Games Of Jan. 10, 2016

Average RPI Win:	245	WON-LOST	WINNING	LAST 10	STRENGTH OF	OPP. STRENGTH	TEAM	ADJ.	CONF.	ADJ CONF.
Average RPI Loss:	136	RECORD	PCT. RANK	GAMES	SCHEDULE	OF SCHEDULE	RPI	RPI	RPI	RPI
DIV. I ONLY	10- 5	90	6- 4	214	256	112	112	29	29	
DIV. I NON-CONF.	6- 5	147	4- 4	249	231	181	181	29	29	
TOTALS	RPI 1-25	RPI 26-50	W-L RECORDS	RPI 51-100	RPI 101-150	RPI 150+				
10- 5	0- 1	0- 0	OVERALL	1- 1	0- 0	9- 3				
5- 1	0- 0	0- 0	HOME	1- 1	0- 0	4- 0				
5- 4	0- 1	0- 0	AWAY	0- 0	0- 0	5- 3				
0- 0	0- 0	0- 0	NEUTRAL	0- 0	0- 0	0- 0				
6- 5	0- 1	0- 0	NON-CONFERENCE	0- 1	0- 0	6- 3				
4- 1	0- 0	0- 0	HOME	0- 1	0- 0	4- 0				
2- 4	0- 1	0- 0	AWAY	0- 0	0- 0	2- 3				
0- 0	0- 0	0- 0	NEUTRAL	0- 0	0- 0	0- 0				
4- 0	0- 0	0- 0	CONFERENCE	1- 0	0- 0	3- 0				
1- 0	0- 0	0- 0	HOME	1- 0	0- 0	0- 0				
3- 0	0- 0	0- 0	AWAY	0- 0	0- 0	3- 0				
0- 0	0- 0	0- 0	NEUTRAL	0- 0	0- 0	0- 0				

RPI 1-25				RPI 26-50				RPI 51-100				RPI 101+ Team's RPI: 112			
RPI	S	Opponent	Score	RPI	S	Opponent	Score	RPI	S	Opponent	Score	RPI	S	Opponent	Score
1	A	Notre Dame	54 85					82	H	Youngstown St.	47 55	163	A	Canisius	56 61
								92	H	Army West Point	79 69	177	A	UMBC	52 65
												199	A	American	66 60
												216	H	Delaware	80 51
												228	A	Manhattan	61 56
												242	A	Navy	51 41
												257	H	Binghamton	76 46
												259	A	Morgan St.	50 64
												273	A	Holy Cross	58 51
												308	H	Fairleigh Dickinson	72 62
												315	A	Cleveland St.	59 57
												324	H	Mt. St. Mary's	71 45
LAST 12 Division I GAMES:															
273	A	Holy Cross	58 51	199	A	American	66 60								
308	H	Fairleigh Dickinson	72 62	92	H	Army West Point	79 69								
82	H	Youngstown St.	47 55	242	A	Navy	51 41								
163	A	Canisius	56 61	259	A	Morgan St.	50 64								
324	H	Mt. St. Mary's	71 45	216	H	Delaware	80 51								
228	A	Manhattan	61 56	177	A	UMBC	52 65								

Non-Div I Games:

Bucknell

■ Loss, 
 ■ Non-Conf, S Site, 
 ■ Home 
 ■ Away 
 N Neutral

## Buffalo

Through Games Of Jan. 10, 2016

Average RPI Win:	235	WON-LOST	WINNING	LAST 10	STRENGTH OF	OPP. STRENGTH	TEAM	ADJ.	CONF.	ADJ CONF.
Average RPI Loss:	50	RECORD	PCT. RANK	GAMES	SCHEDULE	OF SCHEDULE	RPI	RPI	RPI	RPI
DIV. I ONLY	10- 4	76	6- 4	164	218	83	83	10	10	
DIV. I NON-CONF.	8- 3	78	6- 3	170	239	85	85	10	10	
TOTALS	RPI 1-25	RPI 26-50	W-L RECORDS	RPI 51-100	RPI 101-150	RPI 150+				
10- 4	0- 1	0- 1	OVERALL	0- 2	1- 0	9- 0				
4- 1	0- 1	0- 0	HOME	0- 0	1- 0	3- 0				
5- 3	0- 0	0- 1	AWAY	0- 2	0- 0	5- 0				
1- 0	0- 0	0- 0	NEUTRAL	0- 0	0- 0	1- 0				
8- 3	0- 1	0- 1	NON-CONFERENCE	0- 1	0- 0	8- 0				
3- 1	0- 1	0- 0	HOME	0- 0	0- 0	3- 0				
4- 2	0- 0	0- 1	AWAY	0- 1	0- 0	4- 0				
1- 0	0- 0	0- 0	NEUTRAL	0- 0	0- 0	1- 0				
2- 1	0- 0	0- 0	CONFERENCE	0- 1	1- 0	1- 0				
1- 0	0- 0	0- 0	HOME	0- 0	1- 0	0- 0				
1- 1	0- 0	0- 0	AWAY	0- 1	0- 0	1- 0				
0- 0	0- 0	0- 0	NEUTRAL	0- 0	0- 0	0- 0				

RPI 1-25				RPI 26-50				RPI 51-100				Team's RPI: 83	RPI 101+			
RPI	S	Opponent	Score	RPI	S	Opponent	Score	RPI	S	Opponent	Score		RPI	S	Opponent	Score
23	H	Duquesne	62 79	34	A	St. Bonaventure	32 59	70	A	Eastern Mich.	56 67		111	H	Central Mich.	67 61
								74	A	Hofstra	36 79		163	H	Canisius	54 40
													206	H	Cornell	59 41
													218	A	Massachusetts	56 48
													227	N	Clemson	61 51
													253	A	UCF	66 60
													254	A	Niagara	57 48
													286	A	Sacred Heart	66 53
													311	H	LIU Brooklyn	55 38
													325	A	Kent St.	77 66
LAST 12 Division I GAMES:																
325	A	Kent St.	77 66	111	H	Central Mich.	67 61									
74	A	Hofstra	36 79	70	A	Eastern Mich.	56 67									
227	N	Clemson	61 51	286	A	Sacred Heart	66 53									
253	A	UCF	66 60	254	A	Niagara	57 48									
206	H	Cornell	59 41	34	A	St. Bonaventure	32 59									
218	A	Massachusetts	56 48	23	H	Duquesne	62 79									

Non-Div I Games:

Buffalo

■ Loss, 
 ■ Non-Conf, S Site, 
 ■ Home 
 ■ Away 
 N Neutral

Average RPI Win:	177	WON-LOST	WINNING	LAST 10	STRENGTH OF	OPP. STRENGTH	TEAM	ADJ.	CONF.	ADJ CONF.
Average RPI Loss:	91	RECORD	PCT. RANK	GAMES	SCHEDULE	OF SCHEDULE	RPI	RPI	RPI	RPI
DIV. I ONLY	7- 9	194	3- 7	97	29	142	142	6	6	
DIV. I NON-CONF.	5- 6	180	3- 4	111	19	131	131	6	6	
TOTALS	RPI 1-25	RPI 26-50	W-L RECORDS	RPI 51-100	RPI 101-150	RPI 150+				
7- 9	0- 1	0- 2	OVERALL	1- 3	1- 2	5- 1				
4- 3	0- 1	0- 0	HOME	1- 1	1- 1	2- 0				
2- 6	0- 0	0- 2	AWAY	0- 2	0- 1	2- 1				
1- 0	0- 0	0- 0	NEUTRAL	0- 0	0- 0	1- 0				
5- 6	0- 1	0- 2	NON-CONFERENCE	1- 2	0- 0	4- 1				
3- 1	0- 1	0- 0	HOME	1- 0	0- 0	2- 0				
1- 5	0- 0	0- 2	AWAY	0- 2	0- 0	1- 1				
1- 0	0- 0	0- 0	NEUTRAL	0- 0	0- 0	1- 0				
2- 3	0- 0	0- 0	CONFERENCE	0- 1	1- 2	1- 0				
1- 2	0- 0	0- 0	HOME	0- 1	1- 1	0- 0				
1- 1	0- 0	0- 0	AWAY	0- 0	0- 1	1- 0				
0- 0	0- 0	0- 0	NEUTRAL	0- 0	0- 0	0- 0				

RPI	S	Opponent	Score	RPI	S	Opponent	Score	RPI	S	Opponent	Score	RPI	S	Opponent	Score	Team's RPI: 142
11	H	Green Bay	46 55	37	A	South Fla.	77 87	57	A	Ball St.	50 58	101	H	Georgetown	82 76	
				43	A	Chattanooga	49 60	76	H	Villanova	45 57	106	A	Creighton	49 77	
								87	A	Wright St.	53 66	143	H	Xavier	63 73	
								93	H	TCU	65 53	178	H	Arkansas	63 57	
												193	A	Providence	77 67	
												194	H	Valparaiso	72 53	
												227	N	Clemson	54 50	
												253	A	UCF	71 63	
												262	A	Indiana St.	63 70	
LAST 12 Division I GAMES:																
106	A	Creighton	49 77	193	A	Providence	77 67									
11	H	Green Bay	46 55	143	H	Xavier	63 73									
57	A	Ball St.	50 58	101	H	Georgetown	82 76									
87	A	Wright St.	53 66	76	H	Villanova	45 57									
93	H	TCU	65 53	262	A	Indiana St.	63 70									
253	A	UCF	71 63	178	H	Arkansas	63 57									

Non-Div I Games:

Butler

■ Loss, 
■ Non-Conf, S Site, 
■ Home 
■ Away 
N Neutral

CSU Bakersfield

Through Games Of Jan. 10, 2016

Average RPI Win:	266	WON-LOST	WINNING	LAST 10	STRENGTH OF	OPP. STRENGTH	TEAM	ADJ.	CONF.	ADJ CONF.
Average RPI Loss:	110	RECORD	PCT. RANK	GAMES	SCHEDULE	OF SCHEDULE	RPI	RPI	RPI	RPI
DIV. I ONLY	4- 13	289	3- 7	194	53	268	268	25	25	
DIV. I NON-CONF.	3- 12	290	2- 8	136	21	255	255	26	26	
TOTALS	RPI 1-25	RPI 26-50	W-L RECORDS	RPI 51-100	RPI 101-150	RPI 150+				
4- 13	0- 5	0- 0	OVERALL	0- 1	0- 4	4- 3				
4- 4	0- 0	0- 0	HOME	0- 0	0- 2	4- 2				
0- 7	0- 3	0- 0	AWAY	0- 1	0- 2	0- 1				
0- 2	0- 2	0- 0	NEUTRAL	0- 0	0- 0	0- 0				
3- 12	0- 5	0- 0	NON-CONFERENCE	0- 1	0- 4	3- 2				
3- 3	0- 0	0- 0	HOME	0- 0	0- 2	3- 1				
0- 7	0- 3	0- 0	AWAY	0- 1	0- 2	0- 1				
0- 2	0- 2	0- 0	NEUTRAL	0- 0	0- 0	0- 0				
1- 1	0- 0	0- 0	CONFERENCE	0- 0	0- 0	1- 1				
1- 1	0- 0	0- 0	HOME	0- 0	0- 0	1- 1				
0- 0	0- 0	0- 0	AWAY	0- 0	0- 0	0- 0				
0- 0	0- 0	0- 0	NEUTRAL	0- 0	0- 0	0- 0				

RPI 1-25				RPI 26-50				RPI 51-100				RPI 101+ Team's RPI: 268			
RPI	S	Opponent	Score	RPI	S	Opponent	Score	RPI	S	Opponent	Score	RPI	S	Opponent	Score
3	A	Stanford	41 83					95	A	UC Riverside	61 81	103	A	Hawaii	60 74
6	N	South Carolina	71 90									103	H	Hawaii	55 65
12	N	Arizona St.	47 60									121	A	Fresno St.	52 57
13	A	UCLA	68 82									131	H	Pacific	74 80
15	A	Oregon St.	51 75									161	H	Cal Poly	57 52
												248	H	San Jose St.	90 88
												252	H	Pepperdine	73 76
												280	A	UC Santa Barbara	60 61
												300	H	UMKC	40 56
												319	H	UC Irvine	65 39
												335	H	Chicago St.	76 43
LAST 12 Division I GAMES:															
300	H	UMKC	40 56	335	H	Chicago St.	76 43								
95	A	UC Riverside	61 81	319	H	UC Irvine	65 39								
252	H	Pepperdine	73 76	103	H	Hawaii	55 65								
13	A	UCLA	68 82	3	A	Stanford	41 83								
121	A	Fresno St.	52 57	161	H	Cal Poly	57 52								
12 N		Arizona St.	47 60	15	A	Oregon St.	51 75								

Non-Div I Games:

CSU Bakersfield

Loss, Non-Conf, S Site, H Home A Away N Neutral

Average RPI Win: <b>229</b>	WON-LOST	WINNING	LAST 10	STRENGTH OF	OPP. STRENGTH	TEAM	ADJ.	CONF.	ADJ CONF.
Average RPI Loss: <b>146</b>	RECORD	PCT. RANK	GAMES	SCHEDULE	OF SCHEDULE	RPI	RPI	RPI	RPI
DIV. I ONLY	2- 13	329	1- 9	175	87	275	275	19	19
DIV. I NON-CONF.	2- 12	311	2- 9	190	69	274	274	20	20
TOTALS	RPI 1-25	RPI 26-50	W-L RECORDS	RPI 51-100	RPI 101-150	RPI 150+			
2- 13	0- 1	0- 3	OVERALL	0- 2	0- 1	2- 6			
1- 5	0- 0	0- 2	HOME	0- 0	0- 0	1- 3			
1- 8	0- 1	0- 1	AWAY	0- 2	0- 1	1- 3			
0- 0	0- 0	0- 0	NEUTRAL	0- 0	0- 0	0- 0			
2- 12	0- 1	0- 3	NON-CONFERENCE	0- 2	0- 1	2- 5			
1- 4	0- 0	0- 2	HOME	0- 0	0- 0	1- 2			
1- 8	0- 1	0- 1	AWAY	0- 2	0- 1	1- 3			
0- 0	0- 0	0- 0	NEUTRAL	0- 0	0- 0	0- 0			
0- 1	0- 0	0- 0	CONFERENCE	0- 0	0- 0	0- 1			
0- 1	0- 0	0- 0	HOME	0- 0	0- 0	0- 1			
0- 0	0- 0	0- 0	AWAY	0- 0	0- 0	0- 0			
0- 0	0- 0	0- 0	NEUTRAL	0- 0	0- 0	0- 0			

RPI 1-25				RPI 26-50				RPI 51-100				RPI 101+ Team's RPI: 275			
RPI	S	Opponent	Score	RPI	S	Opponent	Score	RPI	S	Opponent	Score	RPI	S	Opponent	Score
12	A	Arizona St.	46 <b>69</b>	38	A	Utah	56 <b>97</b>	62	A	San Diego	64 <b>86</b>	119	A	Idaho	50 <b>106</b>
				46	H	Georgia	58 <b>83</b>	67	A	California	44 <b>106</b>	162	H	Penn St.	81 73
				49	H	St. Mary's (CA)	59 <b>93</b>					187	H	UC Davis	52 <b>75</b>
												203	A	Eastern Wash.	59 <b>70</b>
												215	H	Seattle	56 <b>62</b>
												245	H	San Diego St.	65 <b>67</b>
												295	A	Portland	68 62
												327	A	Southern Utah	65 <b>67</b>
												328	A	Portland St.	77 <b>83</b>
LAST 12 Division I GAMES:															
187	H	UC Davis	52 <b>75</b>	215	H	Seattle	56 <b>62</b>								
38	A	Utah	56 <b>97</b>	67	A	California	44 <b>106</b>								
327	A	Southern Utah	65 <b>67</b>	12	A	Arizona St.	46 <b>69</b>								
46	H	Georgia	58 <b>83</b>	328	A	Portland St.	77 <b>83</b>								
162	H	Penn St.	81 73	295	A	Portland	68 62								
203	A	Eastern Wash.	59 <b>70</b>	245	H	San Diego St.	65 <b>67</b>								

Non-Div I Games:

CSUN

■ Loss, 
■ Non-Conf, 
■ S Site, 
■ H Home 
■ A Away 
N Neutral

Average RPI Win:	226	WON-LOST	WINNING	LAST 10	STRENGTH OF	OPP. STRENGTH	TEAM	ADJ.	CONF.	ADJ CONF.
Average RPI Loss:	134	RECORD	PCT. RANK	GAMES	SCHEDULE	OF SCHEDULE	RPI	RPI	RPI	RPI
DIV. I ONLY	8- 7	151	6- 4	228	198	161	161	19	19	
DIV. I NON-CONF.	7- 6	156	5- 5	159	184	138	138	20	20	
TOTALS	RPI 1-25	RPI 26-50	W-L RECORDS	RPI 51-100	RPI 101-150	RPI 150+				
8- 7	0- 1	0- 1	OVERALL	0- 2	2- 0	6- 3				
4- 1	0- 0	0- 0	HOME	0- 1	1- 0	3- 0				
4- 5	0- 1	0- 1	AWAY	0- 1	1- 0	3- 2				
0- 1	0- 0	0- 0	NEUTRAL	0- 0	0- 0	0- 1				
7- 6	0- 1	0- 1	NON-CONFERENCE	0- 2	2- 0	5- 2				
4- 1	0- 0	0- 0	HOME	0- 1	1- 0	3- 0				
3- 4	0- 1	0- 1	AWAY	0- 1	1- 0	2- 1				
0- 1	0- 0	0- 0	NEUTRAL	0- 0	0- 0	0- 1				
1- 1	0- 0	0- 0	CONFERENCE	0- 0	0- 0	1- 1				
0- 0	0- 0	0- 0	HOME	0- 0	0- 0	0- 0				
1- 1	0- 0	0- 0	AWAY	0- 0	0- 0	1- 1				
0- 0	0- 0	0- 0	NEUTRAL	0- 0	0- 0	0- 0				

RPI	S	Opponent	Score	RPI	S	Opponent	Score	RPI	S	Opponent	Score	RPI	S	Opponent	Score	Team's RPI: 161
15	A	Oregon St.	43 80	49	A	St. Mary's (CA)	83 87	67	A	California	57 82	121	H	Fresno St.	64 60	
								75	H	Santa Clara	63 69	140	A	San Francisco	62 61	
												185	N	UTRGV	58 66	
												198	H	Montana St.	66 57	
												208	H	Sacramento St.	97 72	
												246	H	Loyola Marymount	70 58	
												252	A	Pepperdine	61 47	
												268	A	CSU Bakersfield	52 57	
												280	A	UC Santa Barbara	67 78	
												319	A	UC Irvine	72 54	
												326	A	A&M-Corpus Christi	56 45	
LAST 12 Division I GAMES:																
319	A	UC Irvine	72 54	280	A	UC Santa Barbara	67 78									
121	H	Fresno St.	64 60	208	H	Sacramento St.	97 72									
252	A	Pepperdine	61 47	15	A	Oregon St.	43 80									
198	H	Montana St.	66 57	268	A	CSU Bakersfield	52 57									
75	H	Santa Clara	63 69	49	A	St. Mary's (CA)	83 87									
67	A	California	57 82	246	H	Loyola Marymount	70 58									

Non-Div I Games:

Cal Poly

Average RPI Win:	<b>287</b>	WON-LOST	WINNING	LAST 10	STRENGTH OF	OPP. STRENGTH	TEAM	ADJ.	CONF.	ADJ CONF.
Average RPI Loss:	<b>193</b>	RECORD	PCT. RANK	GAMES	SCHEDULE	OF SCHEDULE	RPI	RPI	RPI	RPI
DIV. I ONLY	<b>2- 13</b>	<b>329</b>	<b>0- 10</b>	<b>181</b>	<b>345</b>	<b>314</b>	<b>314</b>	<b>19</b>	<b>19</b>	
DIV. I NON-CONF.	<b>2- 12</b>	<b>311</b>	<b>0- 11</b>	<b>219</b>	<b>346</b>	<b>321</b>	<b>321</b>	<b>20</b>	<b>20</b>	
TOTALS	RPI 1-25	RPI 26-50	W-L RECORDS	RPI 51-100	RPI 101-150	RPI 150+				
2- 13	0- 0	0- 0	OVERALL	0- 1	0- 3	2- 9				
1- 6	0- 0	0- 0	HOME	0- 1	0- 2	1- 3				
1- 6	0- 0	0- 0	AWAY	0- 0	0- 1	1- 5				
0- 1	0- 0	0- 0	NEUTRAL	0- 0	0- 0	0- 1				
2- 12	0- 0	0- 0	NON-CONFERENCE	0- 1	0- 2	2- 9				
1- 5	0- 0	0- 0	HOME	0- 1	0- 1	1- 3				
1- 6	0- 0	0- 0	AWAY	0- 0	0- 1	1- 5				
0- 1	0- 0	0- 0	NEUTRAL	0- 0	0- 0	0- 1				
0- 1	0- 0	0- 0	CONFERENCE	0- 0	0- 1	0- 0				
0- 1	0- 0	0- 0	HOME	0- 0	0- 1	0- 0				
0- 0	0- 0	0- 0	AWAY	0- 0	0- 0	0- 0				
0- 0	0- 0	0- 0	NEUTRAL	0- 0	0- 0	0- 0				

RPI S	Opponent	Score	RPI S	Opponent	Score	RPI S	Opponent	Score	RPI S	Opponent	Score	Team's RPI: 314
						62	H San Diego	44 53	104	H Long Beach St.	61 82	
									135	A SMU	53 74	
									150	H Weber St.	40 60	
									190	H Wyoming	56 61	
									195	A Montana	51 86	
									198	A Montana St.	66 89	
									203	H Eastern Wash.	57 68	
									206	H Cornell	47 59	
									230	N Northern Ill.	49 72	
									245	A San Diego St.	43 54	
									246	A Loyola Marymount	75 73	
									252	A Pepperdine	75 81	
									328	H Portland St.	84 69	
									340	A North Dakota St.	64 79	
LAST 12 Division I GAMES:												
104	H Long Beach St.	61 82	340	A North Dakota St.	64 79							
198	A Montana St.	66 89	206	H Cornell	47 59							
230	N Northern Ill.	49 72	245	A San Diego St.	43 54							
135	A SMU	53 74	203	H Eastern Wash.	57 68							
190	H Wyoming	56 61	62	H San Diego	44 53							
150	H Weber St.	40 60	195	A Montana	51 86							

Non-Div I Games:

Cal St. Fullerton

■ Loss, 
 ■ Non-Conf, 
 ■ S Site, 
 ■ H Home 
 ■ A Away 
 N Neutral

## California

Through Games Of Jan. 10, 2016

Average RPI Win:	136	WON-LOST	WINNING	LAST 10	STRENGTH OF	OPP. STRENGTH	TEAM	ADJ.	CONF.	ADJ CONF.
Average RPI Loss:	41	RECORD	PCT. RANK	GAMES	SCHEDULE	OF SCHEDULE	RPI	RPI	RPI	RPI
DIV. I ONLY	10- 5	90	6- 4	61	3	67	67	1	1	
DIV. I NON-CONF.	8- 2	51	5- 2	121	26	59	59	1	1	
TOTALS	RPI 1-25	RPI 26-50	W-L RECORDS	RPI 51-100	RPI 101-150	RPI 150+				
10- 5	1- 1	1- 3	OVERALL	1- 1	3- 0	4- 0				
7- 2	1- 0	0- 2	HOME	1- 0	2- 0	3- 0				
2- 2	0- 0	1- 0	AWAY	0- 0	0- 0	1- 0				
1- 1	0- 0	0- 1	NEUTRAL	0- 0	1- 0	0- 0				
8- 2	0- 0	1- 2	NON-CONFERENCE	1- 0	2- 0	4- 0				
5- 1	0- 0	0- 1	HOME	1- 0	1- 0	3- 0				
2- 0	0- 0	1- 0	AWAY	0- 0	0- 0	1- 0				
1- 1	0- 0	0- 1	NEUTRAL	0- 0	1- 0	0- 0				
2- 3	1- 1	0- 1	CONFERENCE	0- 1	1- 0	0- 0				
2- 1	1- 0	0- 1	HOME	0- 0	1- 0	0- 0				
0- 2	0- 1	0- 0	AWAY	0- 1	0- 0	0- 0				
0- 0	0- 0	0- 0	NEUTRAL	0- 0	0- 0	0- 0				

RPI 1-25				RPI 26-50				RPI 51-100 Team's RPI: 67				RPI 101+			
RPI	S	Opponent	Score	RPI	S	Opponent	Score	RPI	S	Opponent	Score	RPI	S	Opponent	Score
12	A	Arizona St.	49 57	28	A	Louisville	75 71	72	A	Arizona	52 57	105	H	Nebraska	87 80
13	H	UCLA	108 104	32	N	Texas A&M	58 75	95	H	UC Riverside	64 58	109	N	Liberty	77 72
				38	H	Utah	79 84					136	H	Colorado	64 35
				49	H	St. Mary's (CA)	63 64					161	H	Cal Poly	82 57
												208	H	Sacramento St.	117 99
												233	A	Austin Peay	67 58
												275	H	CSUN	106 44
LAST 12 Division I GAMES:															
38	H	Utah	79 84	136	H	Colorado	64 35								
208	H	Sacramento St.	117 99	72	A	Arizona	52 57								
49	H	St. Mary's (CA)	63 64	12	A	Arizona St.	49 57								
109	N	Liberty	77 72	275	H	CSUN	106 44								
32	N	Texas A&M	58 75	13	H	UCLA	108 104								
161	H	Cal Poly	82 57	105	H	Nebraska	87 80								

Non-Div I Games:

California

■ Loss, 
 ■ Non-Conf, S Site, 
 ■ Home 
 ■ Away 
 N Neutral



Average RPI Win:	309	WON-LOST	WINNING	LAST 10	STRENGTH OF	OPP. STRENGTH	TEAM	ADJ.	CONF.	ADJ CONF.
Average RPI Loss:	136	RECORD	PCT. RANK	GAMES	SCHEDULE	OF SCHEDULE	RPI	RPI	RPI	RPI
DIV. I ONLY	7- 6	143	4- 6	313	330	241	241	26	26	
DIV. I NON-CONF.	5- 3	117	4- 3	325	327	213	213	27	27	
TOTALS	RPI 1-25	RPI 26-50	W-L RECORDS	RPI 51-100	RPI 101-150	RPI 150+				
7- 6	0- 0	0- 0	OVERALL	0- 1	0- 4	7- 1				
3- 3	0- 0	0- 0	HOME	0- 0	0- 2	3- 1				
4- 2	0- 0	0- 0	AWAY	0- 1	0- 1	4- 0				
0- 1	0- 0	0- 0	NEUTRAL	0- 0	0- 1	0- 0				
5- 3	0- 0	0- 0	NON-CONFERENCE	0- 1	0- 2	5- 0				
3- 0	0- 0	0- 0	HOME	0- 0	0- 0	3- 0				
2- 2	0- 0	0- 0	AWAY	0- 1	0- 1	2- 0				
0- 1	0- 0	0- 0	NEUTRAL	0- 0	0- 1	0- 0				
2- 3	0- 0	0- 0	CONFERENCE	0- 0	0- 2	2- 1				
0- 3	0- 0	0- 0	HOME	0- 0	0- 2	0- 1				
2- 0	0- 0	0- 0	AWAY	0- 0	0- 0	2- 0				
0- 0	0- 0	0- 0	NEUTRAL	0- 0	0- 0	0- 0				

RPI S	Opponent	Score	RPI S	Opponent	Score	RPI S	Opponent	Score	RPI S	Opponent	Score	Team's RPI: 241
90	A VCU	34 57							102	N Central Ark.	34 57	
									109	H Liberty	52 62	
									139	A ETSU	55 70	
									145	H UNC Asheville	58 72	
									231	H Gardner-Webb	35 70	
									267	H N.C. A&T	56 55	
									297	A North Florida	66 55	
									304	A Longwood	73 56	
									305	A Coastal Caro.	83 70	
									318	H Western Caro.	73 66	
									324	H Mt. St. Mary's	62 53	
									348	A N.C. Central	57 48	
LAST 12 Division I GAMES:												
304	A Longwood	73 56	231	H Gardner-Webb	35 70							
318	H Western Caro.	73 66	145	H UNC Asheville	58 72							
305	A Coastal Caro.	83 70	109	H Liberty	52 62							
90	A VCU	34 57	297	A North Florida	66 55							
324	H Mt. St. Mary's	62 53	102	N Central Ark.	34 57							
267	H N.C. A&T	56 55	139	A ETSU	55 70							

Non-Div I Games: UNC Pembroke

62 67

Campbell

Average RPI Win:	251	WON-LOST	WINNING	LAST 10	STRENGTH OF	OPP. STRENGTH	TEAM	ADJ.	CONF.	ADJ CONF.
Average RPI Loss:	122	RECORD	PCT. RANK	GAMES	SCHEDULE	OF SCHEDULE	RPI	RPI	RPI	RPI
DIV. I ONLY	7- 8	182	4- 6	158	222	163	163	24	24	
DIV. I NON-CONF.	5- 4	139	4- 2	52	178	88	88	23	23	
TOTALS	RPI 1-25	RPI 26-50	W-L RECORDS	RPI 51-100	RPI 101-150	RPI 150+				
7- 8	0- 1	0- 1	OVERALL	0- 2	1- 1	6- 3				
3- 3	0- 0	0- 1	HOME	0- 0	1- 0	2- 2				
4- 5	0- 1	0- 0	AWAY	0- 2	0- 1	4- 1				
0- 0	0- 0	0- 0	NEUTRAL	0- 0	0- 0	0- 0				
5- 4	0- 1	0- 1	NON-CONFERENCE	0- 2	1- 0	4- 0				
3- 1	0- 0	0- 1	HOME	0- 0	1- 0	2- 0				
2- 3	0- 1	0- 0	AWAY	0- 2	0- 0	2- 0				
0- 0	0- 0	0- 0	NEUTRAL	0- 0	0- 0	0- 0				
2- 4	0- 0	0- 0	CONFERENCE	0- 0	0- 1	2- 3				
0- 2	0- 0	0- 0	HOME	0- 0	0- 0	0- 2				
2- 2	0- 0	0- 0	AWAY	0- 0	0- 1	2- 1				
0- 0	0- 0	0- 0	NEUTRAL	0- 0	0- 0	0- 0				

RPI 1-25				RPI 26-50				RPI 51-100				RPI 101+ Team's RPI: 163			
RPI	S	Opponent	Score	RPI	S	Opponent	Score	RPI	S	Opponent	Score	RPI	S	Opponent	Score
4	A	Texas	62 92	34	H	St. Bonaventure	47 59	82	A	Youngstown St.	51 53	108	A	Iona	56 79
								83	A	Buffalo	40 54	112	H	Bucknell	61 56
												200	A	Quinnipiac	54 63
												205	H	Siena	52 58
												217	A	Northeastern	68 57
												257	H	Binghamton	80 50
												263	H	Fairfield	50 51
												270	H	Saint Francis (PA)	77 52
												284	A	Rider	73 64
												296	A	Saint Peter's	60 53
												323	A	Lamar	57 55
LAST 12 Division I GAMES:															
108	A	Iona	56 79	200	A	Quinnipiac	54 63								
323	A	Lamar	57 55	205	H	Siena	52 58								
284	A	Rider	73 64	263	H	Fairfield	50 51								
296	A	Saint Peter's	60 53	34	H	St. Bonaventure	47 59								
112	H	Bucknell	61 56	217	A	Northeastern	68 57								
257	H	Binghamton	80 50	4	A	Texas	62 92								

Non-Div I Games:

Canisius

■ Loss, 
■ Non-Conf, 
■ S Site, 
■ H Home 
■ A Away 
N Neutral

## Central Ark.

Through Games Of Jan. 10, 2016

Average RPI Win:	271	WON-LOST	WINNING	LAST 10	STRENGTH OF	OPP. STRENGTH	TEAM	ADJ.	CONF.	ADJ CONF.
Average RPI Loss:	20	RECORD	PCT. RANK	GAMES	SCHEDULE	OF SCHEDULE	RPI	RPI	RPI	RPI
DIV. I ONLY	8- 2	33	6- 1	258	236	102	102	27	27	
DIV. I NON-CONF.	6- 1	27	6- 0	267	269	84	84	25	25	
TOTALS	RPI 1-25	RPI 26-50	W-L RECORDS	RPI 51-100	RPI 101-150	RPI 150+				
8- 2	0- 1	0- 1	OVERALL	0- 0	0- 0	8- 0				
2- 1	0- 0	0- 1	HOME	0- 0	0- 0	2- 0				
4- 1	0- 0	0- 0	AWAY	0- 0	0- 0	4- 0				
2- 0	0- 0	0- 0	NEUTRAL	0- 0	0- 0	2- 0				
6- 1	0- 1	0- 0	NON-CONFERENCE	0- 0	0- 0	6- 0				
2- 0	0- 0	0- 0	HOME	0- 0	0- 0	2- 0				
2- 1	0- 1	0- 0	AWAY	0- 0	0- 0	2- 0				
2- 0	0- 0	0- 0	NEUTRAL	0- 0	0- 0	2- 0				
2- 1	0- 0	0- 1	CONFERENCE	0- 0	0- 0	2- 0				
0- 1	0- 0	0- 1	HOME	0- 0	0- 0	0- 0				
2- 0	0- 0	0- 0	AWAY	0- 0	0- 0	2- 0				
0- 0	0- 0	0- 0	NEUTRAL	0- 0	0- 0	0- 0				

RPI 1-25				RPI 26-50				RPI 51-100				RPI 101+ Team's RPI: 102			
RPI	S	Opponent	Score	RPI	S	Opponent	Score	RPI	S	Opponent	Score	RPI	S	Opponent	Score
10	A	Tennessee	47 102	30	H	Abilene Christian	49 61					184	A	Southeast Mo. St.	63 54
												240	A	Stephen F. Austin	55 53
												241	N	Campbell	57 34
												277	N	South Carolina St.	51 38
												298	A	Murray St.	61 51
												298	H	Murray St.	50 40
												306	H	Alcorn	58 35
												326	A	A&M-Corpus Christi	66 55
LAST 12 Division I GAMES:															
240	A	Stephen F. Austin	55 53	326	A	A&M-Corpus Christi	66 55								
306	H	Alcorn	58 35	30	H	Abilene Christian	49 61								
298	A	Murray St.	61 51	277	N	South Carolina St.	51 38								
10	A	Tennessee	47 102	241	N	Campbell	57 34								
				184	A	Southeast Mo. St.	63 54								
				298	H	Murray St.	50 40								

Non-Div I Games: Central Baptist 70 37 Hendrix 72 43 Crowley's Ridge 93 38 Jarvis Christian 77 23  
Central Ark.

Loss, Non-Conf, S Site, H Home A Away N Neutral

Average RPI Win:	<b>282</b>	WON-LOST	WINNING	LAST 10	STRENGTH OF	OPP. STRENGTH	TEAM	ADJ.	CONF.	ADJ CONF.
Average RPI Loss:	<b>204</b>	RECORD	PCT. RANK	GAMES	SCHEDULE	OF SCHEDULE	RPI	RPI	RPI	RPI
DIV. I ONLY	<b>3- 11</b>	<b>295</b>	<b>2- 8</b>	<b>303</b>	<b>315</b>	<b>330</b>	<b>330</b>	<b>31</b>	<b>31</b>	
DIV. I NON-CONF.	<b>3- 8</b>	<b>258</b>	<b>2- 7</b>	<b>260</b>	<b>283</b>	<b>305</b>	<b>305</b>	<b>32</b>	<b>32</b>	
TOTALS	RPI 1-25	RPI 26-50	W-L RECORDS	RPI 51-100	RPI 101-150	RPI 150+				
3- 11	0- 0	0- 1	OVERALL	0- 2	0- 0	3- 8				
3- 2	0- 0	0- 0	HOME	0- 0	0- 0	3- 2				
0- 9	0- 0	0- 1	AWAY	0- 2	0- 0	0- 6				
0- 0	0- 0	0- 0	NEUTRAL	0- 0	0- 0	0- 0				
3- 8	0- 0	0- 1	NON-CONFERENCE	0- 2	0- 0	3- 5				
3- 1	0- 0	0- 0	HOME	0- 0	0- 0	3- 1				
0- 7	0- 0	0- 1	AWAY	0- 2	0- 0	0- 4				
0- 0	0- 0	0- 0	NEUTRAL	0- 0	0- 0	0- 0				
0- 3	0- 0	0- 0	CONFERENCE	0- 0	0- 0	0- 3				
0- 1	0- 0	0- 0	HOME	0- 0	0- 0	0- 1				
0- 2	0- 0	0- 0	AWAY	0- 0	0- 0	0- 2				
0- 0	0- 0	0- 0	NEUTRAL	0- 0	0- 0	0- 0				

RPI 1-25				RPI 26-50				RPI 51-100				RPI 101+ Team's RPI: 330			
RPI	S	Opponent	Score	RPI	S	Opponent	Score	RPI	S	Opponent	Score	RPI	S	Opponent	Score
				45	A	Maryland	43 86	92	A	Army West Point	52 81	162	A	Penn St.	47 73
								96	A	Maine	42 62	204	A	Fordham	48 63
												218	H	Massachusetts	78 68
												234	A	Hartford	41 49
												239	A	Bryant	56 70
												250	H	New Hampshire	50 64
												291	A	Vermont	63 79
												307	H	UMass Lowell	64 53
												311	H	LIU Brooklyn	45 59
												322	H	Dartmouth	59 55
												324	A	Mt. St. Mary's	48 54
LAST 12 Division I GAMES:															
				324	A	Mt. St. Mary's	48 54	322	H	Dartmouth	59 55				
				311	H	LIU Brooklyn	45 59	204	A	Fordham	48 63				
				239	A	Bryant	56 70	218	H	Massachusetts	78 68				
				96	A	Maine	42 62	45	A	Maryland	43 86				
				162	A	Penn St.	47 73	234	A	Hartford	41 49				
				92	A	Army West Point	52 81	250	H	New Hampshire	50 64				

Non-Div I Games:

Central Conn. St.

■ Loss, 
 ■ Non-Conf, 
 ■ S Site, 
 ■ Home 
 ■ A Away 
 N Neutral

Average RPI Win:	203	WON-LOST	WINNING	LAST 10	STRENGTH OF	OPP. STRENGTH	TEAM	ADJ.	CONF.	ADJ CONF.
Average RPI Loss:	106	RECORD	PCT. RANK	GAMES	SCHEDULE	OF SCHEDULE	RPI	RPI	RPI	RPI
DIV. I ONLY	8- 6	126	4- 6	125	132	111	111	10	10	
DIV. I NON-CONF.	6- 5	147	4- 5	104	133	121	121	10	10	
TOTALS	RPI 1-25	RPI 26-50	W-L RECORDS	RPI 51-100	RPI 101-150	RPI 150+				
8- 6	0- 1	0- 0	OVERALL	1- 2	2- 1	5- 2				
4- 2	0- 1	0- 0	HOME	1- 0	0- 0	3- 1				
3- 4	0- 0	0- 0	AWAY	0- 2	2- 1	1- 1				
1- 0	0- 0	0- 0	NEUTRAL	0- 0	0- 0	1- 0				
6- 5	0- 1	0- 0	NON-CONFERENCE	1- 1	1- 1	4- 2				
3- 2	0- 1	0- 0	HOME	1- 0	0- 0	2- 1				
2- 3	0- 0	0- 0	AWAY	0- 1	1- 1	1- 1				
1- 0	0- 0	0- 0	NEUTRAL	0- 0	0- 0	1- 0				
2- 1	0- 0	0- 0	CONFERENCE	0- 1	1- 0	1- 0				
1- 0	0- 0	0- 0	HOME	0- 0	0- 0	1- 0				
1- 1	0- 0	0- 0	AWAY	0- 1	1- 0	0- 0				
0- 0	0- 0	0- 0	NEUTRAL	0- 0	0- 0	0- 0				

RPI 1-25				RPI 26-50				RPI 51-100				RPI 101+ Team's RPI: 111			
RPI	S	Opponent	Score	RPI	S	Opponent	Score	RPI	S	Opponent	Score	RPI	S	Opponent	Score
23	H	Duquesne	49 68					51	A	Saint Joseph's	66 76	115	A	Illinois	69 74
								83	A	Buffalo	61 67	130	A	Loyola Chicago	68 59
								88	H	Middle Tenn.	81 59	146	A	Akron	97 77
												153	H	Memphis	61 64
												167	H	SIUE	78 65
												209	A	Ill.-Chicago	63 66
												225	A	Oakland	110 87
												262	H	Indiana St.	85 65
												284	N	Rider	76 58
												325	H	Kent St.	81 61
LAST 12 Division I GAMES:															
146	A	Akron	97 77	51	A	Saint Joseph's	66 76								
83	A	Buffalo	61 67	284	N	Rider	76 58								
325	H	Kent St.	81 61	167	H	SIUE	78 65								
209	A	Ill.-Chicago	63 66	153	H	Memphis	61 64								
130	A	Loyola Chicago	68 59	115	A	Illinois	69 74								
88	H	Middle Tenn.	81 59	23	H	Duquesne	49 68								

Non-Div I Games:

Central Mich.

■ Loss, 
 ■ Non-Conf, 
 ■ S Site, 
 ■ H Home 
 ■ A Away 
 N Neutral

Charleston So.

Through Games Of Jan. 10, 2016

Average RPI Win:	299	WON-LOST	WINNING	LAST 10	STRENGTH OF	OPP. STRENGTH	TEAM	ADJ.	CONF.	ADJ CONF.
Average RPI Loss:	184	RECORD	PCT. RANK	GAMES	SCHEDULE	OF SCHEDULE	RPI	RPI	RPI	RPI
DIV. I ONLY	5- 7	213	4- 6	345	172	301	301	26	26	
DIV. I NON-CONF.	2- 4	234	2- 3	347	97	334	334	27	27	
TOTALS	RPI 1-25	RPI 26-50	W-L RECORDS	RPI 51-100	RPI 101-150	RPI 150+				
5- 7	0- 0	0- 0	OVERALL	0- 1	0- 2	5- 4				
3- 2	0- 0	0- 0	HOME	0- 0	0- 1	3- 1				
2- 5	0- 0	0- 0	AWAY	0- 1	0- 1	2- 3				
0- 0	0- 0	0- 0	NEUTRAL	0- 0	0- 0	0- 0				
2- 4	0- 0	0- 0	NON-CONFERENCE	0- 1	0- 0	2- 3				
2- 0	0- 0	0- 0	HOME	0- 0	0- 0	2- 0				
0- 4	0- 0	0- 0	AWAY	0- 1	0- 0	0- 3				
0- 0	0- 0	0- 0	NEUTRAL	0- 0	0- 0	0- 0				
3- 3	0- 0	0- 0	CONFERENCE	0- 0	0- 2	3- 1				
1- 2	0- 0	0- 0	HOME	0- 0	0- 1	1- 1				
2- 1	0- 0	0- 0	AWAY	0- 0	0- 1	2- 0				
0- 0	0- 0	0- 0	NEUTRAL	0- 0	0- 0	0- 0				

RPI S	Opponent	Score	RPI S	Opponent	Score	RPI S	Opponent	Score	RPI S	Opponent	Score
						68	A Virginia	65 85	109	A Liberty	40 51
									145	H UNC Asheville	50 58
									186	A Col. of Charleston	66 81
									227	A Clemson	36 43
									244	H Presbyterian	49 63
									276	H Winthrop	54 51
									294	H Wofford	74 64
									302	A High Point	64 62
									304	A Longwood	63 54
									310	A Ga. Southern	51 64
									318	H Western Caro.	80 59
LAST 12 Division I GAMES:											
145	H	UNC Asheville	50	58	304	A	Longwood	63	54		
302	A	High Point	64	62	318	H	Western Caro.	80	59		
244	H	Presbyterian	49	63	68	A	Virginia	65	85		
186	A	Col. of Charleston	66	81	310	A	Ga. Southern	51	64		
294	H	Wofford	74	64	109	A	Liberty	40	51		
227	A	Clemson	36	43	276	H	Winthrop	54	51		

Non-Div I Games: Paine 69 62 Columbia Int'l 67 35 Warner 73 53

Charleston So.

Loss, Non-Conf, S Site, H Home A Away N Neutral

Average RPI Win:	189	WON-LOST	WINNING	LAST 10	STRENGTH OF	OPP. STRENGTH	TEAM	ADJ.	CONF.	ADJ CONF.
Average RPI Loss:	81	RECORD	PCT. RANK	GAMES	SCHEDULE	OF SCHEDULE	RPI	RPI	RPI	RPI
DIV. I ONLY	9- 5	105	7- 3	62	189	84	84	11	11	
DIV. I NON-CONF.	7- 4	110	5- 4	32	217	56	56	11	11	
TOTALS	RPI 1-25	RPI 26-50	W-L RECORDS	RPI 51-100	RPI 101-150	RPI 150+				
9- 5	0- 0	0- 2	OVERALL	1- 2	2- 0	6- 1				
6- 2	0- 0	0- 1	HOME	1- 0	2- 0	3- 1				
2- 3	0- 0	0- 1	AWAY	0- 2	0- 0	2- 0				
1- 0	0- 0	0- 0	NEUTRAL	0- 0	0- 0	1- 0				
7- 4	0- 0	0- 2	NON-CONFERENCE	1- 2	1- 0	5- 0				
4- 1	0- 0	0- 1	HOME	1- 0	1- 0	2- 0				
2- 3	0- 0	0- 1	AWAY	0- 2	0- 0	2- 0				
1- 0	0- 0	0- 0	NEUTRAL	0- 0	0- 0	1- 0				
2- 1	0- 0	0- 0	CONFERENCE	0- 0	1- 0	1- 1				
2- 1	0- 0	0- 0	HOME	0- 0	1- 0	1- 1				
0- 0	0- 0	0- 0	AWAY	0- 0	0- 0	0- 0				
0- 0	0- 0	0- 0	NEUTRAL	0- 0	0- 0	0- 0				

RPI 1-25				RPI 26-50				RPI 51-100				Team's RPI: 84	RPI 101+			
RPI	S	Opponent	Score	RPI	S	Opponent	Score	RPI	S	Opponent	Score		RPI	S	Opponent	Score
				39	A	Missouri	71 88	57	H	Ball St.	72 66		138	H	Southern Miss.	80 59
				41	H	Miami (FL)	70 77	65	A	North Carolina St.	65 72		144	H	Robert Morris	94 73
								71	A	Elon	83 90		151	N	Mercer	72 62
													186	H	Col. of Charleston	89 61
													189	H	Old Dominion	59 71
													201	H	Louisiana Tech	63 58
													221	A	Davidson	99 88
													255	A	Georgia St.	83 71
													348	H	N.C. Central	67 52
LAST 12 Division I GAMES:																
				201	H	Louisiana Tech	63 58	39	A	Missouri	71 88					
				138	H	Southern Miss.	80 59	221	A	Davidson	99 88					
				189	H	Old Dominion	59 71	186	H	Col. of Charleston	89 61					
				151	N	Mercer	72 62	65	A	North Carolina St.	65 72					
				41	H	Miami (FL)	70 77	348	H	N.C. Central	67 52					
				71	A	Elon	83 90	255	A	Georgia St.	83 71					

Non-Div I Games:

Charlotte

■ Loss, 
 ■ Non-Conf, 
 S Site, 
 ■ Home 
 ■ Away 
 N Neutral

Average RPI Win: 159		WON-LOST	WINNING	LAST 10	STRENGTH OF	OPP. STRENGTH	TEAM	ADJ.	CONF.	ADJ CONF.
Average RPI Loss: 25		RECORD	PCT. RANK	GAMES	SCHEDULE	OF SCHEDULE	RPI	RPI	RPI	RPI
DIV. I ONLY		11- 5	86	1- 0	47	23	43	43	15	15
DIV. I NON-CONF.		9- 5	109	1- 0	22	13	35	35	15	15
TOTALS	RPI 1-25	RPI 26-50		W-L RECORDS		RPI 51-100	RPI 101-150	RPI 150+		
11- 5	0- 3	0- 1		OVERALL		2- 1	5- 0	4- 0		
7- 1	0- 1	0- 0		HOME		2- 0	4- 0	1- 0		
3- 4	0- 2	0- 1		AWAY		0- 1	0- 0	3- 0		
1- 0	0- 0	0- 0		NEUTRAL		0- 0	1- 0	0- 0		
9- 5	0- 3	0- 1		NON-CONFERENCE		2- 1	5- 0	2- 0		
7- 1	0- 1	0- 0		HOME		2- 0	4- 0	1- 0		
1- 4	0- 2	0- 1		AWAY		0- 1	0- 0	1- 0		
1- 0	0- 0	0- 0		NEUTRAL		0- 0	1- 0	0- 0		
2- 0	0- 0	0- 0		CONFERENCE		0- 0	0- 0	2- 0		
0- 0	0- 0	0- 0		HOME		0- 0	0- 0	0- 0		
2- 0	0- 0	0- 0		AWAY		0- 0	0- 0	2- 0		
0- 0	0- 0	0- 0		NEUTRAL		0- 0	0- 0	0- 0		

RPI 1-25				Team's RPI: 43		RPI 51-100				RPI 101+					
RPI	S	Opponent	Score	RPI	S	Opponent	Score	RPI	S	Opponent	Score	RPI	S	Opponent	Score
2	H	UConn	31 79	37	A	South Fla.	33 61	73	A	Indiana	43 54	122	H	McNeese St.	68 53
3	A	Stanford	30 73					78	H	Arkansas St.	55 54	129	H	Belmont	62 53
10	A	Tennessee	57 59					86	H	UT Martin	61 46	138	H	Southern Miss.	53 48
												142	H	Butler	60 49
												148	N	East Carolina	72 61
												168	H	Harvard	62 58
												211	A	Furman	56 50
												238	A	UNCW	61 33
												294	A	Wofford	53 40
LAST 12 Division I GAMES:															
138	H	Southern Miss.	53 48	168	H	Harvard	62 58								
211	A	Furman	56 50	3	A	Stanford	30 73								
294	A	Wofford	53 40	238	A	UNCW	61 33								
2	H	UConn	31 79	148	N	East Carolina	72 61								
86	H	UT Martin	61 46	129	H	Belmont	62 53								
78	H	Arkansas St.	55 54	37	A	South Fla.	33 61								

Non-Div I Games:

Chattanooga

■ Loss, ■ Non-Conf, S Site, H Home A Away N Neutral



Average RPI Win:	285	WON-LOST	WINNING	LAST 10	STRENGTH OF	OPP. STRENGTH	TEAM	ADJ.	CONF.	ADJ CONF.
Average RPI Loss:	203	RECORD	PCT. RANK	GAMES	SCHEDULE	OF SCHEDULE	RPI	RPI	RPI	RPI
DIV. I ONLY	2- 14	334	1- 9	297	294	335	335	25	25	
DIV. I NON-CONF.	2- 12	311	2- 8	275	303	335	335	26	26	
TOTALS	RPI 1-25	RPI 26-50	W-L RECORDS	RPI 51-100	RPI 101-150	RPI 150+				
2- 14	0- 0	0- 1	OVERALL	0- 2	0- 1	2- 10				
1- 6	0- 0	0- 0	HOME	0- 1	0- 0	1- 5				
1- 8	0- 0	0- 1	AWAY	0- 1	0- 1	1- 5				
0- 0	0- 0	0- 0	NEUTRAL	0- 0	0- 0	0- 0				
2- 12	0- 0	0- 1	NON-CONFERENCE	0- 2	0- 1	2- 8				
1- 6	0- 0	0- 0	HOME	0- 1	0- 0	1- 5				
1- 6	0- 0	0- 1	AWAY	0- 1	0- 1	1- 3				
0- 0	0- 0	0- 0	NEUTRAL	0- 0	0- 0	0- 0				
0- 2	0- 0	0- 0	CONFERENCE	0- 0	0- 0	0- 2				
0- 0	0- 0	0- 0	HOME	0- 0	0- 0	0- 0				
0- 2	0- 0	0- 0	AWAY	0- 0	0- 0	0- 2				
0- 0	0- 0	0- 0	NEUTRAL	0- 0	0- 0	0- 0				

RPI S	Opponent	Score	RPI S	Opponent	Score	RPI S	Opponent	Score	RPI S	Opponent	Score	Team's RPI: 335
27	A DePaul	42 88	58	H Kansas St.	54 63	115	A Illinois	36 67	209	H Ill.-Chicago	47 51	
			99	A Western Mich.	56 65	213	H Milwaukee	48 55	215	A Seattle	45 59	
						225	H Oakland	51 74	230	H Northern Ill.	50 68	
						251	A Western Ill.	50 88	264	H Bradley	60 66	
						268	A CSU Bakersfield	43 76	283	A Jackson St.	76 59	
						287	H Morehead St.	75 71	333	A IPFW	51 62	
						337	A Illinois St.	53 57				
LAST 12 Division I GAMES:												
215	A Seattle	45 59	230	H Northern Ill.	50 68							
268	A CSU Bakersfield	43 76	337	A Illinois St.	53 57							
213	H Milwaukee	48 55	225	H Oakland	51 74							
264	H Bradley	60 66	283	A Jackson St.	76 59							
287	H Morehead St.	75 71	333	A IPFW	51 62							
27	A DePaul	42 88	58	H Kansas St.	54 63							

Non-Div I Games:

Chicago St.

■ Loss, 
 ■ Non-Conf, 
 ■ S Site, 
 ■ H Home 
 ■ A Away 
 N Neutral

Average RPI Win:	255	WON-LOST	WINNING	LAST 10	STRENGTH OF	OPP. STRENGTH	TEAM	ADJ.	CONF.	ADJ CONF.
Average RPI Loss:	74	RECORD	PCT. RANK	GAMES	SCHEDULE	OF SCHEDULE	RPI	RPI	RPI	RPI
DIV. I ONLY	5- 10	247	2- 8	50	71	176	176	7	7	
DIV. I NON-CONF.	4- 7	222	1- 7	58	81	183	183	7	7	
TOTALS	RPI 1-25	RPI 26-50	W-L RECORDS	RPI 51-100	RPI 101-150	RPI 150+				
5- 10	0- 4	0- 1	OVERALL	0- 2	0- 1	5- 2				
4- 4	0- 2	0- 0	HOME	0- 1	0- 0	4- 1				
1- 4	0- 0	0- 1	AWAY	0- 1	0- 1	1- 1				
0- 2	0- 2	0- 0	NEUTRAL	0- 0	0- 0	0- 0				
4- 7	0- 3	0- 1	NON-CONFERENCE	0- 1	0- 1	4- 1				
4- 2	0- 1	0- 0	HOME	0- 1	0- 0	4- 0				
0- 3	0- 0	0- 1	AWAY	0- 0	0- 1	0- 1				
0- 2	0- 2	0- 0	NEUTRAL	0- 0	0- 0	0- 0				
1- 3	0- 1	0- 0	CONFERENCE	0- 1	0- 0	1- 1				
0- 2	0- 1	0- 0	HOME	0- 0	0- 0	0- 1				
1- 1	0- 0	0- 0	AWAY	0- 1	0- 0	1- 0				
0- 0	0- 0	0- 0	NEUTRAL	0- 0	0- 0	0- 0				

RPI	S	Opponent	Score	RPI	S	Opponent	Score	RPI	S	Opponent	Score	RPI	S	Opponent	Score	Team's RPI: 176
2	H	UConn	45 107	46	A	Georgia	42 60	86	H	UT Martin	57 63	143	A	Xavier	56 65	
5	H	Ohio St.	76 105					98	A	Temple	51 74	153	H	Memphis	47 64	
7	N	Baylor	34 72									171	H	Northern Ky.	71 68	
21	N	Michigan St.	63 103									183	A	Detroit	68 77	
												243	H	Bowling Green	54 51	
												253	A	UCF	68 50	
												270	H	Saint Francis (PA)	93 86	
												339	H	Eastern Ill.	70 57	
LAST 12 Division I GAMES:																
98	A	Temple	51 74	2	H	UConn	45 107									
153	H	Memphis	47 64	46	A	Georgia	42 60									
253	A	UCF	68 50	339	H	Eastern Ill.	70 57									
183	A	Detroit	68 77	86	H	UT Martin	57 63									
21 N		Michigan St.	63 103	143	A	Xavier	56 65									
7 N		Baylor	34 72	5	H	Ohio St.	76 105									

Non-Div I Games:

Cincinnati

■ Loss, 
■ Non-Conf, 
■ S Site, 
■ H Home 
■ A Away 
N Neutral

Average RPI Win: <b>252</b>	WON-LOST	WINNING	LAST 10	STRENGTH OF	OPP. STRENGTH	TEAM	ADJ.	CONF.	ADJ CONF.
Average RPI Loss: <b>141</b>	RECORD	PCT. RANK	GAMES	SCHEDULE	OF SCHEDULE	RPI	RPI	RPI	RPI
DIV. I ONLY	4- 11	275	3- 7	57	324	227	227	5	5
DIV. I NON-CONF.	4- 9	245	3- 7	96	342	241	241	5	5
TOTALS	RPI 1-25	RPI 26-50	W-L RECORDS	RPI 51-100	RPI 101-150	RPI 150+			
4- 11	0- 1	0- 1	OVERALL	0- 3	1- 2	3- 4			
3- 5	0- 1	0- 1	HOME	0- 0	1- 0	2- 3			
1- 4	0- 0	0- 0	AWAY	0- 2	0- 1	1- 1			
0- 2	0- 0	0- 0	NEUTRAL	0- 1	0- 1	0- 0			
4- 9	0- 1	0- 0	NON-CONFERENCE	0- 2	1- 2	3- 4			
3- 4	0- 1	0- 0	HOME	0- 0	1- 0	2- 3			
1- 3	0- 0	0- 0	AWAY	0- 1	0- 1	1- 1			
0- 2	0- 0	0- 0	NEUTRAL	0- 1	0- 1	0- 0			
0- 2	0- 0	0- 1	CONFERENCE	0- 1	0- 0	0- 0			
0- 1	0- 0	0- 1	HOME	0- 0	0- 0	0- 0			
0- 1	0- 0	0- 0	AWAY	0- 1	0- 0	0- 0			
0- 0	0- 0	0- 0	NEUTRAL	0- 0	0- 0	0- 0			

RPI 1-25				RPI 26-50				RPI 51-100				RPI 101+ Team's RPI: 227			
RPI	S	Opponent	Score	RPI	S	Opponent	Score	RPI	S	Opponent	Score	RPI	S	Opponent	Score
6	H	South Carolina	41 <b>67</b>	41	H	Miami (FL)	49 <b>83</b>	83	N	Buffalo	51 <b>61</b>	107	A	Oregon	56 <b>69</b>
								89	A	North Carolina	56 <b>72</b>	142	N	Butler	50 <b>54</b>
								96	A	Maine	42 <b>75</b>	145	H	UNC Asheville	67 49
												157	H	William & Mary	41 <b>58</b>
												211	A	Furman	49 <b>70</b>
												277	H	South Carolina St.	63 54
												285	A	Tennessee Tech	71 53
												301	H	Charleston So.	43 36
												305	H	Coastal Caro.	47 <b>63</b>
												316	H	Florida A&M	68 <b>77</b>
LAST 12 Division I GAMES:															
41	H	Miami (FL)	49 <b>83</b>	145	H	UNC Asheville	67 49	83	N	Buffalo	51 <b>61</b>	107	A	Oregon	56 <b>69</b>
89	A	North Carolina	56 <b>72</b>	96	A	Maine	42 <b>75</b>	285	A	Tennessee Tech	71 53	157	H	William & Mary	41 <b>58</b>
316	H	Florida A&M	68 <b>77</b>	277	H	South Carolina St.	63 54	211	A	Furman	49 <b>70</b>	301	H	Charleston So.	43 36
142	N	Butler	50 <b>54</b>	305	H	Coastal Caro.	47 <b>63</b>	316	H	Florida A&M	68 <b>77</b>	305	H	Coastal Caro.	47 <b>63</b>
107	A	Oregon	56 <b>69</b>	316	H	Florida A&M	68 <b>77</b>	316	H	Florida A&M	68 <b>77</b>	316	H	Florida A&M	68 <b>77</b>
211	A	Furman	49 <b>70</b>												

Non-Div I Games:

Clemson

■ Loss, 
■ Non-Conf, S Site, 
■ Home 
■ Away 
N Neutral

Average RPI Win:	295	WON-LOST	WINNING	LAST 10	STRENGTH OF	OPP. STRENGTH	TEAM	ADJ.	CONF.	ADJ CONF.
Average RPI Loss:	172	RECORD	PCT. RANK	GAMES	SCHEDULE	OF SCHEDULE	RPI	RPI	RPI	RPI
DIV. I ONLY	3- 11	295	0- 1	270	241	315	315	14	14	
DIV. I NON-CONF.	3- 7	248	0- 1	321	262	324	324	14	14	
TOTALS	RPI 1-25	RPI 26-50	W-L RECORDS	RPI 51-100	RPI 101-150	RPI 150+				
3- 11	0- 1	0- 0	OVERALL	0- 1	0- 3	3- 6				
2- 4	0- 1	0- 0	HOME	0- 0	0- 1	2- 2				
1- 5	0- 0	0- 0	AWAY	0- 0	0- 2	1- 3				
0- 2	0- 0	0- 0	NEUTRAL	0- 1	0- 0	0- 1				
3- 7	0- 0	0- 0	NON-CONFERENCE	0- 1	0- 3	3- 3				
2- 2	0- 0	0- 0	HOME	0- 0	0- 1	2- 1				
1- 3	0- 0	0- 0	AWAY	0- 0	0- 2	1- 1				
0- 2	0- 0	0- 0	NEUTRAL	0- 1	0- 0	0- 1				
0- 4	0- 1	0- 0	CONFERENCE	0- 0	0- 0	0- 3				
0- 2	0- 1	0- 0	HOME	0- 0	0- 0	0- 1				
0- 2	0- 0	0- 0	AWAY	0- 0	0- 0	0- 2				
0- 0	0- 0	0- 0	NEUTRAL	0- 0	0- 0	0- 0				

RPI S	Opponent	Score	RPI S	Opponent	Score	RPI S	Opponent	Score	RPI S	Opponent	Score	Team's RPI: 315
11	H Green Bay	45 66				100	N Saint Louis	65 76	112	H Bucknell	57 59	
									120	A Toledo	53 66	
									129	A Belmont	58 76	
									183	A Detroit	68 82	
									213	H Milwaukee	46 62	
									225	A Oakland	69 79	
									243	H Bowling Green	69 48	
									254	A Niagara	72 73	
									261	N UNCG	51 55	
									288	H Evansville	63 72	
									317	H FIU	64 57	
									325	A Kent St.	60 49	
LAST 12 Division I GAMES:												
261	N UNCG	51 55	183	A Detroit	68 82							
213	H Milwaukee	46 62	225	A Oakland	69 79							
11	H Green Bay	45 66	100	N Saint Louis	65 76							
325	A Kent St.	60 49	317	H FIU	64 57							
254	A Niagara	72 73	120	A Toledo	53 66							
129	A Belmont	58 76	243	H Bowling Green	69 48							

Non-Div I Games:

Cleveland St.

Average RPI Win:	251	WON-LOST	WINNING	LAST 10	STRENGTH OF	OPP. STRENGTH	TEAM	ADJ.	CONF.	ADJ CONF.
Average RPI Loss:	215	RECORD	PCT. RANK	GAMES	SCHEDULE	OF SCHEDULE	RPI	RPI	RPI	RPI
DIV. I ONLY	3- 8	273	2- 7	285	323	305	305	26	26	
DIV. I NON-CONF.	2- 4	234	1- 4	320	220	300	300	27	27	
TOTALS	RPI 1-25	RPI 26-50	W-L RECORDS	RPI 51-100	RPI 101-150	RPI 150+				
3- 8	0- 0	0- 0	OVERALL	0- 1	0- 1	3- 6				
1- 3	0- 0	0- 0	HOME	0- 0	0- 1	1- 2				
2- 2	0- 0	0- 0	AWAY	0- 0	0- 0	2- 2				
0- 3	0- 0	0- 0	NEUTRAL	0- 1	0- 0	0- 2				
2- 4	0- 0	0- 0	NON-CONFERENCE	0- 1	0- 0	2- 3				
1- 0	0- 0	0- 0	HOME	0- 0	0- 0	1- 0				
1- 1	0- 0	0- 0	AWAY	0- 0	0- 0	1- 1				
0- 3	0- 0	0- 0	NEUTRAL	0- 1	0- 0	0- 2				
1- 4	0- 0	0- 0	CONFERENCE	0- 0	0- 1	1- 3				
0- 3	0- 0	0- 0	HOME	0- 0	0- 1	0- 2				
1- 1	0- 0	0- 0	AWAY	0- 0	0- 0	1- 1				
0- 0	0- 0	0- 0	NEUTRAL	0- 0	0- 0	0- 0				

RPI 1-25				RPI 26-50				RPI 51-100				RPI 101+				Team's RPI: 305	
RPI	S	Opponent	Score	RPI	S	Opponent	Score	RPI	S	Opponent	Score	RPI	S	Opponent	Score		
								74	N	Hofstra	40	82	145	H	UNC Asheville	52	63
													179	N	Wake Forest	52	81
													222	A	Radford	45	61
													227	A	Clemson	63	47
													231	A	Gardner-Webb	59	56
													241	H	Campbell	70	83
													270	A	Saint Francis (PA)	74	106
													286	N	Sacred Heart	62	71
													294	H	Wofford	83	69
													304	H	Longwood	48	56
LAST 12 Division I GAMES:																	
				304	H	Longwood	48	56		294	H	Wofford	83	69			
				231	A	Gardner-Webb	59	56		179	N	Wake Forest	52	81			
				222	A	Radford	45	61		145	H	UNC Asheville	52	63			
				270	A	Saint Francis (PA)	74	106		241	H	Campbell	70	83			
				227	A	Clemson	63	47		74	N	Hofstra	40	82			
										286	N	Sacred Heart	62	71			

Non-Div I Games:	Allen	86	45	Warren Wilson	100	49	Mid-Atlantic Christ	105	15
------------------	-------	----	----	---------------	-----	----	---------------------	-----	----

Coastal Caro.

■ Loss, ■ Non-Conf, S Site, H Home A Away N Neutral

Average RPI Win:	234	WON-LOST	WINNING	LAST 10	STRENGTH OF	OPP. STRENGTH	TEAM	ADJ.	CONF.	ADJ CONF.
Average RPI Loss:	91	RECORD	PCT. RANK	GAMES	SCHEDULE	OF SCHEDULE	RPI	RPI	RPI	RPI
DIV. I ONLY	5- 9	241	3- 7	72	161	186	186	13	13	
DIV. I NON-CONF.	5- 6	180	4- 5	91	211	161	161	12	12	
TOTALS	RPI 1-25	RPI 26-50	W-L RECORDS	RPI 51-100	RPI 101-150	RPI 150+				
5- 9	0- 0	0- 2	OVERALL	0- 4	1- 1	4- 2				
4- 3	0- 0	0- 2	HOME	0- 1	0- 0	4- 0				
1- 6	0- 0	0- 0	AWAY	0- 3	1- 1	0- 2				
0- 0	0- 0	0- 0	NEUTRAL	0- 0	0- 0	0- 0				
5- 6	0- 0	0- 2	NON-CONFERENCE	0- 2	1- 0	4- 2				
4- 2	0- 0	0- 2	HOME	0- 0	0- 0	4- 0				
1- 4	0- 0	0- 0	AWAY	0- 2	1- 0	0- 2				
0- 0	0- 0	0- 0	NEUTRAL	0- 0	0- 0	0- 0				
0- 3	0- 0	0- 0	CONFERENCE	0- 2	0- 1	0- 0				
0- 1	0- 0	0- 0	HOME	0- 1	0- 0	0- 0				
0- 2	0- 0	0- 0	AWAY	0- 1	0- 1	0- 0				
0- 0	0- 0	0- 0	NEUTRAL	0- 0	0- 0	0- 0				

RPI S	Opponent	Score	RPI S	Opponent	Score	RPI S	Opponent	Score	RPI S	Opponent	Score	Team's RPI: 186
28	H Louisville	67 71	64	A Virginia Tech	47 81	117	A Drexel	54 66				
44	H Western Ky.	44 78	74	H Hofstra	58 62	150	A Weber St.	50 42				
			80	A James Madison	61 83	151	A Mercer	58 66				
			84	A Charlotte	61 89	174	A Boise St.	38 61				
						207	H Houston	55 48				
						236	H Appalachian St.	60 50				
						276	H Winthrop	77 63				
						301	H Charleston So.	81 66				
LAST 12 Division I GAMES:												
74	H Hofstra	58 62	276	H Winthrop	77 63							
80	A James Madison	61 83	28	H Louisville	67 71							
117	A Drexel	54 66	44	H Western Ky.	44 78							
151	A Mercer	58 66	84	A Charlotte	61 89							
64	A Virginia Tech	47 81	236	H Appalachian St.	60 50							
150	A Weber St.	50 42	301	H Charleston So.	81 66							

Non-Div I Games:

Col. of Charleston

■ Loss, 
 ■ Non-Conf, 
 ■ S Site, 
 ■ H Home 
 ■ A Away 
 N Neutral

Average RPI Win: <b>285</b>	WON-LOST	WINNING	LAST 10	STRENGTH OF	OPP. STRENGTH	TEAM	ADJ.	CONF.	ADJ CONF.
Average RPI Loss: <b>177</b>	RECORD	PCT. RANK	GAMES	SCHEDULE	OF SCHEDULE	RPI	RPI	RPI	RPI
DIV. I ONLY	3- 11	295	3- 7	222	248	282	282	29	29
DIV. I NON-CONF.	2- 8	290	2- 6	130	201	256	256	29	29
TOTALS	RPI 1-25	RPI 26-50	W-L RECORDS	RPI 51-100	RPI 101-150	RPI 150+			
3- 11	0- 1	0- 2	OVERALL	0- 1	0- 0	3- 7			
1- 6	0- 1	0- 1	HOME	0- 1	0- 0	1- 3			
2- 5	0- 0	0- 1	AWAY	0- 0	0- 0	2- 4			
0- 0	0- 0	0- 0	NEUTRAL	0- 0	0- 0	0- 0			
2- 8	0- 1	0- 2	NON-CONFERENCE	0- 1	0- 0	2- 4			
1- 4	0- 1	0- 1	HOME	0- 1	0- 0	1- 1			
1- 4	0- 0	0- 1	AWAY	0- 0	0- 0	1- 3			
0- 0	0- 0	0- 0	NEUTRAL	0- 0	0- 0	0- 0			
1- 3	0- 0	0- 0	CONFERENCE	0- 0	0- 0	1- 3			
0- 2	0- 0	0- 0	HOME	0- 0	0- 0	0- 2			
1- 1	0- 0	0- 0	AWAY	0- 0	0- 0	1- 1			
0- 0	0- 0	0- 0	NEUTRAL	0- 0	0- 0	0- 0			

RPI 1-25				RPI 26-50				RPI 51-100				RPI 101+ Team's RPI: 282			
RPI	S	Opponent	Score	RPI	S	Opponent	Score	RPI	S	Opponent	Score	RPI	S	Opponent	Score
2	H	UConn	50 <b>94</b>	27	A	DePaul	46 <b>96</b>	69	H	Gonzaga	50 <b>80</b>	199	H	American	37 <b>49</b>
				34	H	St. Bonaventure	38 <b>62</b>					205	H	Siena	52 50
												206	A	Cornell	60 <b>73</b>
												242	A	Navy	41 <b>51</b>
												257	A	Binghamton	56 <b>63</b>
												273	H	Holy Cross	71 <b>80</b>
												311	A	LIU Brooklyn	63 53
												313	H	Monmouth	80 <b>86</b>
												325	A	Kent St.	71 <b>76</b>
												338	A	Lafayette	72 59
LAST 12 Division I GAMES:															
242	A	Navy	41 <b>51</b>	338	A	Lafayette	72 59	34	H	St. Bonaventure	38 <b>62</b>	2	H	UConn	50 <b>94</b>
273	H	Holy Cross	71 <b>80</b>	69	H	Gonzaga	50 <b>80</b>	257	A	Binghamton	56 <b>63</b>	311	A	LIU Brooklyn	63 53
199	H	American	37 <b>49</b>	2	H	UConn	50 <b>94</b>								
205	H	Siena	52 50												
27	A	DePaul	46 <b>96</b>												
313	H	Monmouth	80 <b>86</b>												

Non-Div I Games:

Colgate

■ Loss, 
 ■ Non-Conf, 
 S Site, 
 ■ Home 
 ■ Away 
 N Neutral

Colorado

Through Games Of Jan. 10, 2016

Average RPI Win:	218	WON-LOST	WINNING	LAST 10	STRENGTH OF	OPP. STRENGTH	TEAM	ADJ.	CONF.	ADJ CONF.
Average RPI Loss:	58	RECORD	PCT. RANK	GAMES	SCHEDULE	OF SCHEDULE	RPI	RPI	RPI	RPI
DIV. I ONLY	5- 10	247	2- 8	10	88	136	136	1	1	
DIV. I NON-CONF.	5- 6	180	3- 5	18	206	126	126	1	1	
TOTALS	RPI 1-25	RPI 26-50	W-L RECORDS	RPI 51-100	RPI 101-150	RPI 150+				
5- 10	0- 3	0- 2	OVERALL	0- 3	0- 1	5- 1				
5- 4	0- 1	0- 2	HOME	0- 1	0- 0	5- 0				
0- 6	0- 2	0- 0	AWAY	0- 2	0- 1	0- 1				
0- 0	0- 0	0- 0	NEUTRAL	0- 0	0- 0	0- 0				
5- 6	0- 2	0- 1	NON-CONFERENCE	0- 1	0- 1	5- 1				
5- 2	0- 1	0- 1	HOME	0- 0	0- 0	5- 0				
0- 4	0- 1	0- 0	AWAY	0- 1	0- 1	0- 1				
0- 0	0- 0	0- 0	NEUTRAL	0- 0	0- 0	0- 0				
0- 4	0- 1	0- 1	CONFERENCE	0- 2	0- 0	0- 0				
0- 2	0- 0	0- 1	HOME	0- 1	0- 0	0- 0				
0- 2	0- 1	0- 0	AWAY	0- 1	0- 0	0- 0				
0- 0	0- 0	0- 0	NEUTRAL	0- 0	0- 0	0- 0				

RPI 1-25				RPI 26-50				RPI 51-100				RPI 101+ Team's RPI: 136			
RPI	S	Opponent	Score	RPI	S	Opponent	Score	RPI	S	Opponent	Score	RPI	S	Opponent	Score
3	A	Stanford	56 71	35	H	Washington	74 76	52	A	Colorado St.	63 64	104	A	Long Beach St.	42 59
8	A	Kentucky	61 86	39	H	Missouri	75 79	55	H	Washington St.	66 74	155	H	Northern Colo.	63 41
24	H	Florida	61 83					67	A	California	35 64	190	A	Wyoming	68 77
												218	H	Massachusetts	90 63
												229	H	Northern Ariz.	90 66
												244	H	Presbyterian	72 60
												246	H	Loyola Marymount	92 81
LAST 12 Division I GAMES:															
3	A	Stanford	56 71	190	A	Wyoming	68 77								
67	A	California	35 64	244	H	Presbyterian	72 60								
55	H	Washington St.	66 74	39	H	Missouri	75 79								
35	H	Washington	74 76	229	H	Northern Ariz.	90 66								
24	H	Florida	61 83	104	A	Long Beach St.	42 59								
218	H	Massachusetts	90 63	52	A	Colorado St.	63 64								

Non-Div I Games:

Colorado

Loss, Non-Conf, S Site, H Home A Away N Neutral



Average RPI Win:	198	WON-LOST	WINNING	LAST 10	STRENGTH OF	OPP. STRENGTH	TEAM	ADJ.	CONF.	ADJ CONF.
Average RPI Loss:	53	RECORD	PCT. RANK	GAMES	SCHEDULE	OF SCHEDULE	RPI	RPI	RPI	RPI
DIV. I ONLY	11- 1	10	9- 0	226	92	52	52	17	17	
DIV. I NON-CONF.	8- 1	23	7- 1	236	76	51	51	18	18	
TOTALS	RPI 1-25	RPI 26-50	W-L RECORDS	RPI 51-100	RPI 101-150	RPI 150+				
11- 1	1- 0	0- 0	OVERALL	0- 1	1- 0	9- 0				
6- 0	1- 0	0- 0	HOME	0- 0	1- 0	4- 0				
4- 1	0- 0	0- 0	AWAY	0- 1	0- 0	4- 0				
1- 0	0- 0	0- 0	NEUTRAL	0- 0	0- 0	1- 0				
8- 1	1- 0	0- 0	NON-CONFERENCE	0- 1	1- 0	6- 0				
4- 0	1- 0	0- 0	HOME	0- 0	1- 0	2- 0				
3- 1	0- 0	0- 0	AWAY	0- 1	0- 0	3- 0				
1- 0	0- 0	0- 0	NEUTRAL	0- 0	0- 0	1- 0				
3- 0	0- 0	0- 0	CONFERENCE	0- 0	0- 0	3- 0				
2- 0	0- 0	0- 0	HOME	0- 0	0- 0	2- 0				
1- 0	0- 0	0- 0	AWAY	0- 0	0- 0	1- 0				
0- 0	0- 0	0- 0	NEUTRAL	0- 0	0- 0	0- 0				

RPI 1-25				RPI 26-50				RPI 51-100 Team's RPI: 52				RPI 101+			
RPI	S	Opponent	Score	RPI	S	Opponent	Score	RPI	S	Opponent	Score	RPI	S	Opponent	Score
9	H	BYU	61 55					53	A	Penn	48 49	136	H	Colorado	64 63
												152	A	UNLV	64 56
												155	A	Northern Colo.	62 46
												174	H	Boise St.	68 64
												195	H	Montana	75 43
												242	A	Navy	82 73
												248	H	San Jose St.	76 54
												259	N	Morgan St.	54 36
												271	A	Denver	74 46
												336	H	Incarnate Word	60 37
LAST 12 Division I GAMES:															
248	H	San Jose St.	76 54	195	H	Montana	75 43								
152	A	UNLV	64 56	155	A	Northern Colo.	62 46								
174	H	Boise St.	68 64	136	H	Colorado	64 63								
271	A	Denver	74 46	242	A	Navy	82 73								
9	H	BYU	61 55	259	N	Morgan St.	54 36								
336	H	Incarnate Word	60 37	53	A	Penn	48 49								

Non-Div I Games: Okla. Panhandle 90 45 Western St. 84 42

Colorado St.

■ Loss, 
■ Non-Conf, 
■ S Site, 
■ H Home 
■ A Away 
N Neutral

Average RPI Win: 278		WON-LOST	WINNING	LAST 10	STRENGTH OF	OPP. STRENGTH	TEAM	ADJ.	CONF.	ADJ CONF.
Average RPI Loss: 107		RECORD	PCT. RANK	GAMES	SCHEDULE	OF SCHEDULE	RPI	RPI	RPI	RPI
DIV. I ONLY		9- 4	82	6- 3	311	238	172	172	12	12
DIV. I NON-CONF.		9- 4	96	7- 4	305	243	169	169	13	13
TOTALS		RPI 1-25	RPI 26-50	W-L RECORDS	RPI 51-100	RPI 101-150	RPI 150+			
9- 4	0- 1		0- 0	OVERALL	0- 0	0- 2	9- 1			
5- 1	0- 0		0- 0	HOME	0- 0	0- 1	5- 0			
4- 2	0- 1		0- 0	AWAY	0- 0	0- 0	4- 1			
0- 1	0- 0		0- 0	NEUTRAL	0- 0	0- 1	0- 0			
9- 4	0- 1		0- 0	NON-CONFERENCE	0- 0	0- 2	9- 1			
5- 1	0- 0		0- 0	HOME	0- 0	0- 1	5- 0			
4- 2	0- 1		0- 0	AWAY	0- 0	0- 0	4- 1			
0- 1	0- 0		0- 0	NEUTRAL	0- 0	0- 1	0- 0			
0- 0	0- 0		0- 0	CONFERENCE	0- 0	0- 0	0- 0			
0- 0	0- 0		0- 0	HOME	0- 0	0- 0	0- 0			
0- 0	0- 0		0- 0	AWAY	0- 0	0- 0	0- 0			
0- 0	0- 0		0- 0	NEUTRAL	0- 0	0- 0	0- 0			

RPI 1-25				RPI 26-50				RPI 51-100				RPI 101+				Team's RPI: 172	
RPI	S	Opponent	Score	RPI	S	Opponent	Score	RPI	S	Opponent	Score	RPI	S	Opponent	Score		
12	A	Arizona St.	49 70									114	H	Stony Brook	71 79		
												120	N	Toledo	75 88		
												177	A	UMBC	70 68		
												182	A	Rhode Island	56 57		
												257	H	Binghamton	71 64		
												265	H	Loyola Maryland	63 53		
												270	H	Saint Francis (PA)	82 78		
												291	H	Vermont	73 56		
												307	A	UMass Lowell	67 57		
												308	A	Fairleigh Dickinson	87 83		
												311	A	LIU Brooklyn	84 74		
												320	H	Wagner	67 48		
LAST 12 Division I GAMES:																	
308	A	Fairleigh Dickinson	87 83	257	H	Binghamton	71 64										
320	H	Wagner	67 48	12	A	Arizona St.	49 70										
311	A	LIU Brooklyn	84 74	120	N	Toledo	75 88										
182	A	Rhode Island	56 57	270	H	Saint Francis (PA)	82 78										
307	A	UMass Lowell	67 57	265	H	Loyola Maryland	63 53										
291	H	Vermont	73 56	114	H	Stony Brook	71 79										

Non-Div I Games:	Central Penn	102	18
------------------	--------------	-----	----

Columbia

Loss, Non-Conf, S Site, H Home A Away N Neutral

Average RPI Win:	312	WON-LOST	WINNING	LAST 10	STRENGTH OF	OPP. STRENGTH	TEAM	ADJ.	CONF.	ADJ CONF.
Average RPI Loss:	75	RECORD	PCT. RANK	GAMES	SCHEDULE	OF SCHEDULE	RPI	RPI	RPI	RPI
DIV. I ONLY	5- 8	226	4- 5	107	217	164	164	30	30	
DIV. I NON-CONF.	3- 8	258	3- 6	25	210	148	148	30	30	
TOTALS	RPI 1-25	RPI 26-50	W-L RECORDS	RPI 51-100	RPI 101-150	RPI 150+				
5- 8	0- 0	0- 3	OVERALL	0- 4	0- 0	5- 1				
2- 1	0- 0	0- 0	HOME	0- 0	0- 0	2- 1				
2- 6	0- 0	0- 3	AWAY	0- 3	0- 0	2- 0				
1- 1	0- 0	0- 0	NEUTRAL	0- 1	0- 0	1- 0				
3- 8	0- 0	0- 3	NON-CONFERENCE	0- 4	0- 0	3- 1				
1- 1	0- 0	0- 0	HOME	0- 0	0- 0	1- 1				
1- 6	0- 0	0- 3	AWAY	0- 3	0- 0	1- 0				
1- 1	0- 0	0- 0	NEUTRAL	0- 1	0- 0	1- 0				
2- 0	0- 0	0- 0	CONFERENCE	0- 0	0- 0	2- 0				
1- 0	0- 0	0- 0	HOME	0- 0	0- 0	1- 0				
1- 0	0- 0	0- 0	AWAY	0- 0	0- 0	1- 0				
0- 0	0- 0	0- 0	NEUTRAL	0- 0	0- 0	0- 0				

RPI	S	Opponent	Score	RPI	S	Opponent	Score	RPI	S	Opponent	Score	RPI	S	Opponent	Score	Team's RPI: 164
35	A	Syracuse	56 88	64	A	Virginia Tech	39 72	177	H	UMBC	61 68					
41	A	Miami (FL)	59 78	68	A	Virginia	40 75	272	A	Howard	83 67					
42	A	West Virginia	64 96	79	N	Auburn	54 69	280	A	Towson	81 69					
				90	A	VCU	42 73	324	H	Mt. St. Mary's	66 55					
								338	N	Lafayette	64 57					
								344	H	Norfolk St.	69 44					
LAST 12 Division I GAMES:																
272	A	Howard	83 67	79	N	Auburn	54 69									
344	H	Norfolk St.	69 44	64	A	Virginia Tech	39 72									
338	N	Lafayette	64 57	35	A	Syracuse	56 88									
68	A	Virginia	40 75	41	A	Miami (FL)	59 78									
177	H	UMBC	61 68	324	H	Mt. St. Mary's	66 55									
42	A	West Virginia	64 96	280	A	Towson	81 69									

Non-Div I Games: Bowie St.

63 64

Coppin St.

Average RPI Win:	275	WON-LOST	WINNING	LAST 10	STRENGTH OF	OPP. STRENGTH	TEAM	ADJ.	CONF.	ADJ CONF.
Average RPI Loss:	140	RECORD	PCT. RANK	GAMES	SCHEDULE	OF SCHEDULE	RPI	RPI	RPI	RPI
DIV. I ONLY	8- 6	126	5- 5	310	215	206	206	12	12	
DIV. I NON-CONF.	8- 6	137	7- 5	302	219	208	208	13	13	
TOTALS	RPI 1-25	RPI 26-50	W-L RECORDS	RPI 51-100	RPI 101-150	RPI 150+				
8- 6	0- 1	0- 0	OVERALL	0- 1	0- 2	8- 2				
6- 1	0- 0	0- 0	HOME	0- 0	0- 1	6- 0				
2- 5	0- 1	0- 0	AWAY	0- 1	0- 1	2- 2				
0- 0	0- 0	0- 0	NEUTRAL	0- 0	0- 0	0- 0				
8- 6	0- 1	0- 0	NON-CONFERENCE	0- 1	0- 2	8- 2				
6- 1	0- 0	0- 0	HOME	0- 0	0- 1	6- 0				
2- 5	0- 1	0- 0	AWAY	0- 1	0- 1	2- 2				
0- 0	0- 0	0- 0	NEUTRAL	0- 0	0- 0	0- 0				
0- 0	0- 0	0- 0	CONFERENCE	0- 0	0- 0	0- 0				
0- 0	0- 0	0- 0	HOME	0- 0	0- 0	0- 0				
0- 0	0- 0	0- 0	AWAY	0- 0	0- 0	0- 0				
0- 0	0- 0	0- 0	NEUTRAL	0- 0	0- 0	0- 0				

RPI 1-25				RPI 26-50				RPI 51-100				RPI 101+				Team's RPI: 206
RPI	S	Opponent	Score	RPI	S	Opponent	Score	RPI	S	Opponent	Score	RPI	S	Opponent	Score	
3	A	Stanford	38 93					83	A	Buffalo	41 59	114	H	Stony Brook	49 58	
												133	A	Marshall	47 73	
												234	A	Hartford	50 53	
												239	A	Bryant	70 62	
												257	H	Binghamton	64 57	
												263	H	Fairfield	59 35	
												270	H	Saint Francis (PA)	75 69	
												272	A	Howard	74 76	
												280	H	Towson	88 60	
												282	H	Colgate	73 60	
												293	H	Delaware St.	71 62	
												314	A	Cal St. Fullerton	59 47	
LAST 12 Division I GAMES:																
293	H	Delaware St.	71 62	3	A	Stanford	38 93	263	H	Fairfield	59 35	114	H	Stony Brook	49 58	
272	A	Howard	74 76	280	H	Towson	88 60	133	A	Marshall	47 73	83	A	Buffalo	41 59	
257	H	Binghamton	64 57													
314	A	Cal St. Fullerton	59 47													
270	H	Saint Francis (PA)	75 69													
282	H	Colgate	73 60													

Non-Div I Games:

Cornell

Creighton

Through Games Of Jan. 10, 2016

Average RPI Win:	182	WON-LOST	WINNING	LAST 10	STRENGTH OF	OPP. STRENGTH	TEAM	ADJ.	CONF.	ADJ CONF.
Average RPI Loss:	81	RECORD	PCT. RANK	GAMES	SCHEDULE	OF SCHEDULE	RPI	RPI	RPI	RPI
DIV. I ONLY	9- 9	159	5- 5	43	130	106	106	6	6	
DIV. I NON-CONF.	6- 6	160	2- 4	114	128	136	136	6	6	
TOTALS	RPI 1-25	RPI 26-50	W-L RECORDS	RPI 51-100	RPI 101-150	RPI 150+				
9- 9	0- 1	0- 2	OVERALL	1- 3	4- 2	4- 1				
5- 3	0- 1	0- 1	HOME	0- 1	3- 0	2- 0				
2- 5	0- 0	0- 1	AWAY	1- 1	0- 2	1- 1				
2- 1	0- 0	0- 0	NEUTRAL	0- 1	1- 0	1- 0				
6- 6	0- 0	0- 1	NON-CONFERENCE	0- 3	2- 1	4- 1				
3- 1	0- 0	0- 0	HOME	0- 1	1- 0	2- 0				
1- 4	0- 0	0- 1	AWAY	0- 1	0- 1	1- 1				
2- 1	0- 0	0- 0	NEUTRAL	0- 1	1- 0	1- 0				
3- 3	0- 1	0- 1	CONFERENCE	1- 0	2- 1	0- 0				
2- 2	0- 1	0- 1	HOME	0- 0	2- 0	0- 0				
1- 1	0- 0	0- 0	AWAY	1- 0	0- 1	0- 0				
0- 0	0- 0	0- 0	NEUTRAL	0- 0	0- 0	0- 0				

RPI S	Opponent	Score	RPI S	Opponent	Score	RPI S	Opponent	Score	RPI S	Opponent	Score	Team's RPI: 106
20	H Seton Hall	82 86	38	A Utah	58 74	66	H South Dakota St.	51 53	101	A Georgetown	57 69	
			48	H St. John's (NY)	55 66	76	A Villanova	65 62	105	A Nebraska	63 65	
						81	N Northwestern	52 75	128	H UNI	69 61	
						85	A Drake	72 81	142	H Butler	77 49	
									143	H Xavier	74 47	
									148	N East Carolina	91 66	
									181	A Kansas	54 67	
									203	N Eastern Wash.	66 60	
									232	H Marist	89 46	
									266	A Omaha	69 46	
									298	H Wichita St.	79 54	
LAST 12 Division I GAMES:												
142	H Butler	77 49	20	H Seton Hall	82 86							
143	H Xavier	74 47	48	H St. John's (NY)	55 66							
76	A Villanova	65 62	128	H UNI	69 61							
101	A Georgetown	57 69	266	A Omaha	69 46							
105	A Nebraska	63 65	66	H South Dakota St.	51 53							
181	A Kansas	54 67	38	A Utah	58 74							

Non-Div I Games:

Creighton

Loss, Non-Conf, S Site, H Home A Away N Neutral

Average RPI Win: <b>289</b>	WON-LOST	WINNING	LAST 10	STRENGTH OF	OPP. STRENGTH	TEAM	ADJ.	CONF.	ADJ CONF.
Average RPI Loss: <b>185</b>	RECORD	PCT. RANK	GAMES	SCHEDULE	OF SCHEDULE	RPI	RPI	RPI	RPI
DIV. I ONLY	5- 12	265	4- 6	328	284	322	322	12	12
DIV. I NON-CONF.	5- 11	244	4- 7	328	295	323	323	13	13
TOTALS	RPI 1-25	RPI 26-50	W-L RECORDS	RPI 51-100	RPI 101-150	RPI 150+			
5- 12	0- 0	0- 1	OVERALL	0- 1	0- 2	5- 8			
2- 6	0- 0	0- 0	HOME	0- 1	0- 0	2- 5			
3- 4	0- 0	0- 1	AWAY	0- 0	0- 1	3- 2			
0- 2	0- 0	0- 0	NEUTRAL	0- 0	0- 1	0- 1			
5- 11	0- 0	0- 1	NON-CONFERENCE	0- 1	0- 2	5- 7			
2- 5	0- 0	0- 0	HOME	0- 1	0- 0	2- 4			
3- 4	0- 0	0- 1	AWAY	0- 0	0- 1	3- 2			
0- 2	0- 0	0- 0	NEUTRAL	0- 0	0- 1	0- 1			
0- 1	0- 0	0- 0	CONFERENCE	0- 0	0- 0	0- 1			
0- 1	0- 0	0- 0	HOME	0- 0	0- 0	0- 1			
0- 0	0- 0	0- 0	AWAY	0- 0	0- 0	0- 0			
0- 0	0- 0	0- 0	NEUTRAL	0- 0	0- 0	0- 0			

RPI 1-25			RPI 26-50			RPI 51-100			RPI 101+ Team's RPI: 322		
RPI	S	Opponent	Score	RPI	S	Opponent	Score	RPI	S	Opponent	Score
				28	A	Louisville	52 94	96	H	Maine	41 59
								117	A	Drexel	53 69
								122	N	McNeese St.	56 78
								168	H	Harvard	43 56
								182	H	Rhode Island	41 57
								199	H	American	41 45
								210	N	Jacksonville	44 51
								225	A	Oakland	60 78
								234	A	Hartford	43 36
								250	H	New Hampshire	57 61
								254	H	Niagara	60 47
								273	A	Holy Cross	60 54
								291	H	Vermont	54 56
								330	A	Central Conn. St.	55 59
								334	A	NJIT	46 39
								349	H	Boston U.	72 52
LAST 12 Division I GAMES:											
168	H	Harvard	43 56	254	H	Niagara	60 47				
334	A	NJIT	46 39	199	H	American	41 45				
330	A	Central Conn. St.	55 59	28	A	Louisville	52 94				
273	A	Holy Cross	60 54	234	A	Hartford	43 36				
182	H	Rhode Island	41 57	291	H	Vermont	54 56				
225	A	Oakland	60 78	96	H	Maine	41 59				

Non-Div I Games:

Dartmouth

■ Loss, 
■ Non-Conf, 
■ S Site, 
■ H Home 
■ A Away 
N Neutral

Average RPI Win:	<b>268</b>	WON-LOST	WINNING	LAST 10	STRENGTH OF	OPP. STRENGTH	TEAM	ADJ.	CONF.	ADJ CONF.
Average RPI Loss:	<b>122</b>	RECORD	PCT. RANK	GAMES	SCHEDULE	OF SCHEDULE	RPI	RPI	RPI	RPI
DIV. I ONLY	<b>7- 9</b>	<b>194</b>	<b>3- 7</b>	<b>257</b>	<b>169</b>	<b>221</b>	<b>221</b>	<b>9</b>	<b>9</b>	
DIV. I NON-CONF.	<b>6- 7</b>	<b>176</b>	<b>4- 5</b>	<b>246</b>	<b>160</b>	<b>202</b>	<b>202</b>	<b>8</b>	<b>8</b>	
TOTALS	RPI 1-25	RPI 26-50	W-L RECORDS	RPI 51-100	RPI 101-150	RPI 150+				
7- 9	0- 1	0- 0	OVERALL	0- 4	0- 1	7- 3				
2- 4	0- 1	0- 0	HOME	0- 2	0- 1	2- 0				
4- 5	0- 0	0- 0	AWAY	0- 2	0- 0	4- 3				
1- 0	0- 0	0- 0	NEUTRAL	0- 0	0- 0	1- 0				
6- 7	0- 1	0- 0	NON-CONFERENCE	0- 3	0- 1	6- 2				
2- 3	0- 1	0- 0	HOME	0- 1	0- 1	2- 0				
3- 4	0- 0	0- 0	AWAY	0- 2	0- 0	3- 2				
1- 0	0- 0	0- 0	NEUTRAL	0- 0	0- 0	1- 0				
1- 2	0- 0	0- 0	CONFERENCE	0- 1	0- 0	1- 1				
0- 1	0- 0	0- 0	HOME	0- 1	0- 0	0- 0				
1- 1	0- 0	0- 0	AWAY	0- 0	0- 0	1- 1				
0- 0	0- 0	0- 0	NEUTRAL	0- 0	0- 0	0- 0				

RPI 1-25				RPI 26-50				RPI 51-100				RPI 101+ Team's RPI: 221			
RPI	S	Opponent	Score	RPI	S	Opponent	Score	RPI	S	Opponent	Score	RPI	S	Opponent	Score
21	H	Michigan St.	44 73					65	A	North Carolina St.	42 58	139	H	ETSU	58 65
								80	A	James Madison	45 87	179	A	Wake Forest	58 77
								84	H	Charlotte	88 99	204	A	Fordham	40 51
								100	H	Saint Louis	50 79	211	A	Furman	69 51
												222	A	Radford	68 79
												238	A	UNCW	77 50
												243	N	Bowling Green	60 56
												277	H	South Carolina St.	63 51
												290	A	La Salle	66 58
												302	A	High Point	62 60
												318	H	Western Caro.	64 51
LAST 12 Division I GAMES:															
100	H	Saint Louis	50 79	84	H	Charlotte	88 99								
290	A	La Salle	66 58	139	H	ETSU	58 65								
204	A	Fordham	40 51	277	H	South Carolina St.	63 51								
80	A	James Madison	45 87	21	H	Michigan St.	44 73								
238	A	UNCW	77 50	318	H	Western Caro.	64 51								
243	N	Bowling Green	60 56	222	A	Radford	68 79								

Non-Div I Games:

Davidson

■ Loss, 
■ Non-Conf, 
■ S Site, 
■ H Home 
■ A Away 
N Neutral

Average RPI Win:	105	WON-LOST	WINNING	LAST 10	STRENGTH OF	OPP. STRENGTH	TEAM	ADJ.	CONF.	ADJ CONF.
Average RPI Loss:	25	RECORD	PCT. RANK	GAMES	SCHEDULE	OF SCHEDULE	RPI	RPI	RPI	RPI
DIV. I ONLY	8- 6	126	4- 6	2	19	17	17	9	9	
DIV. I NON-CONF.	7- 4	110	5- 4	2	5	11	11	8	8	
TOTALS	RPI 1-25	RPI 26-50	W-L RECORDS	RPI 51-100	RPI 101-150	RPI 150+				
8- 6	0- 4	1- 1	OVERALL	3- 1	3- 0	1- 0				
4- 2	0- 0	0- 1	HOME	2- 1	2- 0	0- 0				
2- 3	0- 3	0- 0	AWAY	0- 0	1- 0	1- 0				
2- 1	0- 1	1- 0	NEUTRAL	1- 0	0- 0	0- 0				
7- 4	0- 3	1- 0	NON-CONFERENCE	3- 1	3- 0	0- 0				
4- 1	0- 0	0- 0	HOME	2- 1	2- 0	0- 0				
1- 2	0- 2	0- 0	AWAY	0- 0	1- 0	0- 0				
2- 1	0- 1	1- 0	NEUTRAL	1- 0	0- 0	0- 0				
1- 2	0- 1	0- 1	CONFERENCE	0- 0	0- 0	1- 0				
0- 1	0- 0	0- 1	HOME	0- 0	0- 0	0- 0				
1- 1	0- 1	0- 0	AWAY	0- 0	0- 0	1- 0				
0- 0	0- 0	0- 0	NEUTRAL	0- 0	0- 0	0- 0				

RPI	S	Opponent	Score	RPI	S	Opponent	Score	RPI	S	Opponent	Score	RPI	S	Opponent	Score
3	N	Stanford	66 74	26	H	George Washington	61 62	59	H	Vanderbilt	81 56	120	A	Toledo	83 57
11	A	Green Bay	52 68	28	N	Louisville	79 66	61	H	Princeton	85 81	124	H	Wisconsin	87 64
19	A	Purdue	58 61					69	H	Gonzaga	47 57	125	H	Yale	81 75
23	A	Duquesne	58 89					96	N	Maine	58 37	224	A	Richmond	60 48
LAST 12 Division I GAMES:															
26	H	George Washington	61 62	61	H	Princeton	85 81								
224	A	Richmond	60 48	69	H	Gonzaga	47 57								
23	A	Duquesne	58 89	19	A	Purdue	58 61								
11	A	Green Bay	52 68	120	A	Toledo	83 57								
96	N	Maine	58 37	28	N	Louisville	79 66								
124	H	Wisconsin	87 64	3	N	Stanford	66 74								

Non-Div I Games:

Dayton



Average RPI Win:	129	WON-LOST	WINNING	LAST 10	STRENGTH OF	OPP. STRENGTH	TEAM	ADJ.	CONF.	ADJ CONF.
Average RPI Loss:	47	RECORD	PCT. RANK	GAMES	SCHEDULE	OF SCHEDULE	RPI	RPI	RPI	RPI
DIV. I ONLY	12- 6	90	0- 1	9	46	27	27	6	6	
DIV. I NON-CONF.	8- 5	118	0- 1	12	56	34	34	6	6	
TOTALS	RPI 1-25	RPI 26-50	W-L RECORDS	RPI 51-100	RPI 101-150	RPI 150+				
12- 6	1- 3	3- 0	OVERALL	3- 2	2- 1	3- 0				
8- 3	0- 1	1- 0	HOME	2- 1	2- 1	3- 0				
4- 3	1- 2	2- 0	AWAY	1- 1	0- 0	0- 0				
0- 0	0- 0	0- 0	NEUTRAL	0- 0	0- 0	0- 0				
8- 5	0- 3	2- 0	NON-CONFERENCE	2- 1	1- 1	3- 0				
6- 2	0- 1	1- 0	HOME	1- 0	1- 1	3- 0				
2- 3	0- 2	1- 0	AWAY	1- 1	0- 0	0- 0				
0- 0	0- 0	0- 0	NEUTRAL	0- 0	0- 0	0- 0				
4- 1	1- 0	1- 0	CONFERENCE	1- 1	1- 0	0- 0				
2- 1	0- 0	0- 0	HOME	1- 1	1- 0	0- 0				
2- 0	1- 0	1- 0	AWAY	0- 0	0- 0	0- 0				
0- 0	0- 0	0- 0	NEUTRAL	0- 0	0- 0	0- 0				

RPI 1-25				RPI 26-50				RPI 51-100				RPI 101+			
RPI	S	Opponent	Score	RPI	S	Opponent	Score	RPI	S	Opponent	Score	RPI	S	Opponent	Score
1	A	Notre Dame	90 95	32	A	Texas A&M	80 66	66	A	South Dakota St.	79 88	101	H	Georgetown	75 53
2	H	UConn	70 86	34	H	St. Bonaventure	77 54	73	H	Indiana	84 69	113	H	Southern Ill.	105 61
7	A	Baylor	72 86	48	A	St. John's (NY)	71 61	76	H	Villanova	60 64	130	H	Loyola Chicago	75 88
20	A	Seton Hall	86 74					81	A	Northwestern	77 64	282	H	Colgate	96 46
								97	H	Marquette	91 86	335	H	Chicago St.	88 42
												337	H	Illinois St.	89 41
LAST 12 Division I GAMES:															
7	A	Baylor	72 86	48	A	St. John's (NY)	71 61								
76	H	Villanova	60 64	97	H	Marquette	91 86								
101	H	Georgetown	75 53	130	H	Loyola Chicago	75 88								
20	A	Seton Hall	86 74	81	A	Northwestern	77 64								
1	A	Notre Dame	90 95	66	A	South Dakota St.	79 88								
337	H	Illinois St.	89 41	32	A	Texas A&M	80 66								

Non-Div I Games:

DePaul

■ Loss, 
 ■ Non-Conf, S Site, 
 ■ Home 
 ■ Away 
 N Neutral

Delaware

Through Games Of Jan. 10, 2016

Average RPI Win:	266	WON-LOST	WINNING	LAST 10	STRENGTH OF	OPP. STRENGTH	TEAM	ADJ.	CONF.	ADJ CONF.
Average RPI Loss:	124	RECORD	PCT. RANK	GAMES	SCHEDULE	OF SCHEDULE	RPI	RPI	RPI	RPI
DIV. I ONLY	7- 7	159	5- 5	279	226	216	216	13	13	
DIV. I NON-CONF.	5- 6	180	3- 6	303	227	235	235	12	12	
TOTALS	RPI 1-25	RPI 26-50	W-L RECORDS	RPI 51-100	RPI 101-150	RPI 150+				
7- 7	0- 0	0- 0	OVERALL	0- 1	0- 5	7- 1				
4- 1	0- 0	0- 0	HOME	0- 0	0- 1	4- 0				
2- 5	0- 0	0- 0	AWAY	0- 1	0- 3	2- 1				
1- 1	0- 0	0- 0	NEUTRAL	0- 0	0- 1	1- 0				
5- 6	0- 0	0- 0	NON-CONFERENCE	0- 0	0- 5	5- 1				
2- 1	0- 0	0- 0	HOME	0- 0	0- 1	2- 0				
2- 4	0- 0	0- 0	AWAY	0- 0	0- 3	2- 1				
1- 1	0- 0	0- 0	NEUTRAL	0- 0	0- 1	1- 0				
2- 1	0- 0	0- 0	CONFERENCE	0- 1	0- 0	2- 0				
2- 0	0- 0	0- 0	HOME	0- 0	0- 0	2- 0				
0- 1	0- 0	0- 0	AWAY	0- 1	0- 0	0- 0				
0- 0	0- 0	0- 0	NEUTRAL	0- 0	0- 0	0- 0				

RPI S	Opponent	Score	RPI S	Opponent	Score	RPI S	Opponent	Score	RPI S	Opponent	Score	Team's RPI: 216
						74 A	Hofstra	49 58	101 A	Georgetown	50 61	
									112 A	Bucknell	51 80	
									124 N	Wisconsin	52 54	
									144 A	Robert Morris	50 53	
									148 H	East Carolina	58 68	
									166 A	George Mason	83 90	
									204 A	Fordham	55 48	
									217 H	Northeastern	59 52	
									232 A	Marist	56 50	
									238 H	UNCW	67 59	
									291 H	Vermont	71 60	
									338 H	Lafayette	67 47	
									340 N	North Dakota St.	62 50	
LAST 12 Division I GAMES:												
217 H	Northeastern	59 52	291 H	Vermont	71 60							
238 H	UNCW	67 59	112 A	Bucknell	51 80							
74 A	Hofstra	49 58	101 A	Georgetown	50 61							
144 A	Robert Morris	50 53	166 A	George Mason	83 90							
124 N	Wisconsin	52 54	204 A	Fordham	55 48							
148 H	East Carolina	58 68	340 N	North Dakota St.	62 50							

Non-Div I Games:

Delaware

Loss, Non-Conf, S Site, H Home A Away N Neutral

Average RPI Win:	287	WON-LOST	WINNING	LAST 10	STRENGTH OF	OPP. STRENGTH	TEAM	ADJ.	CONF.	ADJ CONF.
Average RPI Loss:	168	RECORD	PCT. RANK	GAMES	SCHEDULE	OF SCHEDULE	RPI	RPI	RPI	RPI
DIV. I ONLY	3- 11	295	3- 7	202	283	293	293	30	30	
DIV. I NON-CONF.	3- 10	278	3- 8	172	309	280	280	30	30	
TOTALS	RPI 1-25	RPI 26-50	W-L RECORDS	RPI 51-100	RPI 101-150	RPI 150+				
3- 11	0- 0	0- 1	OVERALL	0- 3	0- 0	3- 7				
2- 4	0- 0	0- 0	HOME	0- 1	0- 0	2- 3				
0- 7	0- 0	0- 1	AWAY	0- 2	0- 0	0- 4				
1- 0	0- 0	0- 0	NEUTRAL	0- 0	0- 0	1- 0				
3- 10	0- 0	0- 1	NON-CONFERENCE	0- 3	0- 0	3- 6				
2- 4	0- 0	0- 0	HOME	0- 1	0- 0	2- 3				
0- 6	0- 0	0- 1	AWAY	0- 2	0- 0	0- 3				
1- 0	0- 0	0- 0	NEUTRAL	0- 0	0- 0	1- 0				
0- 1	0- 0	0- 0	CONFERENCE	0- 0	0- 0	0- 1				
0- 0	0- 0	0- 0	HOME	0- 0	0- 0	0- 0				
0- 1	0- 0	0- 0	AWAY	0- 0	0- 0	0- 1				
0- 0	0- 0	0- 0	NEUTRAL	0- 0	0- 0	0- 0				

RPI 1-25				RPI 26-50				RPI 51-100				RPI 101+ Team's RPI: 293			
RPI	S	Opponent	Score	RPI	S	Opponent	Score	RPI	S	Opponent	Score	RPI	S	Opponent	Score
				42	A	West Virginia	34 77	74	H	Hofstra	49 66	154	A	Pittsburgh	43 77
								94	A	Fla. Atlantic	55 83	157	H	William & Mary	59 65
								98	A	Temple	59 100	204	A	Fordham	58 74
												206	A	Cornell	62 71
												235	H	Lehigh	49 83
												236	N	Appalachian St.	76 69
												259	A	Morgan St.	49 56
												304	H	Longwood	88 63
												320	H	Wagner	66 44
												324	H	Mt. St. Mary's	41 54
LAST 12 Division I GAMES:															
				259	A	Morgan St.	49 56	98	A	Temple	59 100				
				206	A	Cornell	62 71	320	H	Wagner	66 44				
				74	H	Hofstra	49 66	204	A	Fordham	58 74				
				304	H	Longwood	88 63	157	H	William & Mary	59 65				
				235	H	Lehigh	49 83	236	N	Appalachian St.	76 69				
				154	A	Pittsburgh	43 77	94	A	Fla. Atlantic	55 83				

Non-Div I Games:

Delaware St.

■ Loss, 
 ■ Non-Conf, 
 S Site, 
 ■ Home 
 ■ Away 
 N Neutral

Average RPI Win: <b>307</b>	WON-LOST	WINNING	LAST 10	STRENGTH OF	OPP. STRENGTH	TEAM	ADJ.	CONF.	ADJ CONF.
Average RPI Loss: <b>153</b>	RECORD	PCT. RANK	GAMES	SCHEDULE	OF SCHEDULE	RPI	RPI	RPI	RPI
DIV. I ONLY	4- 13	289	3- 7	182	311	271	271	22	22
DIV. I NON-CONF.	2- 11	306	1- 7	171	308	283	283	24	24
TOTALS	RPI 1-25	RPI 26-50	W-L RECORDS	RPI 51-100	RPI 101-150	RPI 150+			
4- 13	0- 1	0- 0	OVERALL	0- 3	0- 2	4- 7			
2- 7	0- 0	0- 0	HOME	0- 2	0- 2	2- 3			
2- 4	0- 0	0- 0	AWAY	0- 0	0- 0	2- 1			
0- 2	0- 1	0- 0	NEUTRAL	0- 0	0- 0	0- 1			
2- 11	0- 1	0- 0	NON-CONFERENCE	0- 1	0- 2	2- 7			
0- 6	0- 0	0- 0	HOME	0- 1	0- 2	0- 3			
2- 3	0- 0	0- 0	AWAY	0- 0	0- 0	2- 3			
0- 2	0- 1	0- 0	NEUTRAL	0- 0	0- 0	0- 1			
2- 2	0- 0	0- 0	CONFERENCE	0- 2	0- 0	2- 0			
2- 1	0- 0	0- 0	HOME	0- 1	0- 0	2- 0			
0- 1	0- 0	0- 0	AWAY	0- 1	0- 0	0- 0			
0- 0	0- 0	0- 0	NEUTRAL	0- 0	0- 0	0- 0			

RPI S	Opponent	Score	RPI S	Opponent	Score	RPI S	Opponent	Score	RPI S	Opponent	Score	Team's RPI: 271
1 N	Notre Dame	52 <b>94</b>				52 H	Colorado St.	46 <b>74</b>	104 H	Long Beach St.	41 <b>48</b>	
						66 H	South Dakota St.	39 <b>76</b>	150 H	Weber St.	49 <b>61</b>	
						91 A	South Dakota	60 <b>85</b>	155 H	Northern Colo.	51 <b>60</b>	
									190 H	Wyoming	64 <b>75</b>	
									201 N	Louisiana Tech	53 <b>58</b>	
									209 H	Ill.-Chicago	46 <b>56</b>	
									213 A	Milwaukee	56 49	
									215 A	Seattle	51 <b>59</b>	
									252 A	Pepperdine	60 <b>64</b>	
									300 A	UMKC	58 <b>68</b>	
									333 H	IPFW	53 50	
									340 H	North Dakota St.	64 53	
									343 A	Air Force	57 48	
LAST 12 Division I GAMES:												
333 H	IPFW	53 50	104 H	Long Beach St.	41 <b>48</b>							
340 H	North Dakota St.	64 53	52 H	Colorado St.	46 <b>74</b>							
91 A	South Dakota	60 <b>85</b>	209 H	Ill.-Chicago	46 <b>56</b>							
66 H	South Dakota St.	39 <b>76</b>	213 A	Milwaukee	56 49							
252 A	Pepperdine	60 <b>64</b>	300 A	UMKC	58 <b>68</b>							
215 A	Seattle	51 <b>59</b>	190 H	Wyoming	64 <b>75</b>							

Non-Div I Games:

Denver

Average RPI Win:	247	WON-LOST	WINNING	LAST 10	STRENGTH OF	OPP. STRENGTH	TEAM	ADJ.	CONF.	ADJ CONF.
Average RPI Loss:	85	RECORD	PCT. RANK	GAMES	SCHEDULE	OF SCHEDULE	RPI	RPI	RPI	RPI
DIV. I ONLY	6- 8	201	5- 4	128	116	183	183	14	14	
DIV. I NON-CONF.	3- 7	248	3- 4	102	82	225	225	14	14	
TOTALS	RPI 1-25	RPI 26-50	W-L RECORDS	RPI 51-100	RPI 101-150	RPI 150+				
6- 8	0- 1	0- 2	OVERALL	0- 4	0- 0	6- 1				
4- 4	0- 0	0- 0	HOME	0- 3	0- 0	4- 1				
2- 4	0- 1	0- 2	AWAY	0- 1	0- 0	2- 0				
0- 0	0- 0	0- 0	NEUTRAL	0- 0	0- 0	0- 0				
3- 7	0- 1	0- 2	NON-CONFERENCE	0- 3	0- 0	3- 1				
3- 3	0- 0	0- 0	HOME	0- 2	0- 0	3- 1				
0- 4	0- 1	0- 2	AWAY	0- 1	0- 0	0- 0				
0- 0	0- 0	0- 0	NEUTRAL	0- 0	0- 0	0- 0				
3- 1	0- 0	0- 0	CONFERENCE	0- 1	0- 0	3- 0				
1- 1	0- 0	0- 0	HOME	0- 1	0- 0	1- 0				
2- 0	0- 0	0- 0	AWAY	0- 0	0- 0	2- 0				
0- 0	0- 0	0- 0	NEUTRAL	0- 0	0- 0	0- 0				

RPI	S	Opponent	Score	RPI	S	Opponent	Score	RPI	S	Opponent	Score	RPI	S	Opponent	Score	Team's RPI: 183
21	A	Michigan St.	42 81	34	A	St. Bonaventure	73 84	63	H	Michigan	61 88	176	H	Cincinnati	77 68	
				45	A	Maryland	41 97	70	H	Eastern Mich.	68 85	194	A	Valparaiso	72 66	
								82	H	Youngstown St.	70 72	209	A	Ill.-Chicago	89 80	
								99	A	Western Mich.	66 70	254	H	Niagara	80 75	
												264	H	Bradley	67 75	
												315	H	Cleveland St.	82 68	
												333	H	IPFW	64 63	
LAST 12 Division I GAMES:																
209	A	Ill.-Chicago	89 80	70	H	Eastern Mich.	68 85									
194	A	Valparaiso	72 66	21	A	Michigan St.	42 81									
315	H	Cleveland St.	82 68	99	A	Western Mich.	66 70									
82	H	Youngstown St.	70 72	333	H	IPFW	64 63									
34	A	St. Bonaventure	73 84	176	H	Cincinnati	77 68									
45	A	Maryland	41 97	254	H	Niagara	80 75									

Non-Div I Games: Salem Int'l 81 50

Detroit

Loss, Non-Conf, S Site, H Home A Away N Neutral

## Drake

Through Games Of Jan. 10, 2016

Average RPI Win:	174	WON-LOST	WINNING	LAST 10	STRENGTH OF	OPP. STRENGTH	TEAM	ADJ.	CONF.	ADJ CONF.
Average RPI Loss:	93	RECORD	PCT. RANK	GAMES	SCHEDULE	OF SCHEDULE	RPI	RPI	RPI	RPI
DIV. I ONLY	9- 5	105	4- 5	119	74	85	85	21	21	
DIV. I NON-CONF.	6- 4	124	3- 4	47	54	64	64	16	16	
TOTALS	RPI 1-25	RPI 26-50	W-L RECORDS	RPI 51-100	RPI 101-150	RPI 150+				
9- 5	0- 2	0- 0	OVERALL	1- 1	3- 1	5- 1				
4- 2	0- 1	0- 0	HOME	1- 0	1- 1	2- 0				
4- 3	0- 1	0- 0	AWAY	0- 1	2- 0	2- 1				
1- 0	0- 0	0- 0	NEUTRAL	0- 0	0- 0	1- 0				
6- 4	0- 2	0- 0	NON-CONFERENCE	1- 1	2- 0	3- 1				
3- 1	0- 1	0- 0	HOME	1- 0	1- 0	1- 0				
2- 3	0- 1	0- 0	AWAY	0- 1	1- 0	1- 1				
1- 0	0- 0	0- 0	NEUTRAL	0- 0	0- 0	1- 0				
3- 1	0- 0	0- 0	CONFERENCE	0- 0	1- 1	2- 0				
1- 1	0- 0	0- 0	HOME	0- 0	0- 1	1- 0				
2- 0	0- 0	0- 0	AWAY	0- 0	1- 0	1- 0				
0- 0	0- 0	0- 0	NEUTRAL	0- 0	0- 0	2- 0				

RPI 1-25				RPI 26-50				RPI 51-100 Team's RPI: 85				RPI 101+			
RPI	S	Opponent	Score	RPI	S	Opponent	Score	RPI	S	Opponent	Score	RPI	S	Opponent	Score
11	H	Green Bay	61 86					77	H	Iowa St.	74 70	106	H	Creighton	81 72
22	A	Iowa	76 89					91	A	South Dakota	87 92	113	H	Southern Ill.	67 77
												124	A	Wisconsin	89 70
												126	A	Missouri St.	82 75
												152	A	UNLV	76 68
												175	N	Tulsa	91 80
												220	H	North Dakota	73 63
												230	A	Northern Ill.	73 87
												288	H	Evansville	94 52
												298	A	Wichita St.	87 56
LAST 12 Division I GAMES:															
298	A	Wichita St.	87 56	22	A	Iowa	76 89	230	A	Northern Ill.	73 87	11	H	Green Bay	61 86
126	A	Missouri St.	82 75					91	A	South Dakota	87 92	152	A	UNLV	76 68
288	H	Evansville	94 52					175	N	Tulsa	91 80				
113	H	Southern Ill.	67 77												
106	H	Creighton	81 72												
220	H	North Dakota	73 63												

Non-Div I Games: William Penn 100 61

Drake

■ Loss, 
 ■ Non-Conf, S Site, 
 ■ Home 
 ■ Away 
 N Neutral

Average RPI Win:	173	WON-LOST	WINNING	LAST 10	STRENGTH OF	OPP. STRENGTH	TEAM	ADJ.	CONF.	ADJ CONF.
Average RPI Loss:	90	RECORD	PCT. RANK	GAMES	SCHEDULE	OF SCHEDULE	RPI	RPI	RPI	RPI
DIV. I ONLY	6- 8	201	4- 6	34	83	117	117	13	13	
DIV. I NON-CONF.	4- 7	222	3- 6	26	46	132	132	12	12	
TOTALS	RPI 1-25	RPI 26-50	W-L RECORDS	RPI 51-100	RPI 101-150	RPI 150+				
6- 8	0- 0	1- 2	OVERALL	0- 4	1- 0	4- 2				
4- 2	0- 0	1- 0	HOME	0- 1	0- 0	3- 1				
2- 4	0- 0	0- 2	AWAY	0- 2	1- 0	1- 0				
0- 2	0- 0	0- 0	NEUTRAL	0- 1	0- 0	0- 1				
4- 7	0- 0	1- 2	NON-CONFERENCE	0- 4	1- 0	2- 1				
3- 1	0- 0	1- 0	HOME	0- 1	0- 0	2- 0				
1- 4	0- 0	0- 2	AWAY	0- 2	1- 0	0- 0				
0- 2	0- 0	0- 0	NEUTRAL	0- 1	0- 0	0- 1				
2- 1	0- 0	0- 0	CONFERENCE	0- 0	0- 0	2- 1				
1- 1	0- 0	0- 0	HOME	0- 0	0- 0	1- 1				
1- 0	0- 0	0- 0	AWAY	0- 0	0- 0	1- 0				
0- 0	0- 0	0- 0	NEUTRAL	0- 0	0- 0	0- 0				

RPI 1-25				RPI 26-50				RPI 51-100				RPI 101+				Team's RPI: 117	
RPI	S	Opponent	Score	RPI	S	Opponent	Score	RPI	S	Opponent	Score	RPI	S	Opponent	Score		
				34	H	St. Bonaventure	58 46	51	A	Saint Joseph's	46 53	141	A	Hampton	57 36		
				35	A	Syracuse	62 83	53	A	Penn	67 72	157	A	William & Mary	67 50		
				37	A	South Fla.	58 73	59	H	Vanderbilt	64 74	186	H	Col. of Charleston	66 54		
								76	N	Villanova	55 67	195	N	Montana	50 58		
												200	H	Quinnipiac	62 49		
												217	H	Northeastern	65 73		
												322	H	Dartmouth	69 53		
LAST 12 Division I GAMES:																	
				157	A	William & Mary	67 50	200	H	Quinnipiac	62 49						
				217	H	Northeastern	65 73	53	A	Penn	67 72						
				186	H	Col. of Charleston	66 54	51	A	Saint Joseph's	46 53						
				35	A	Syracuse	62 83	141	A	Hampton	57 36						
				76	N	Villanova	55 67	59	H	Vanderbilt	64 74						
				34	H	St. Bonaventure	58 46	195	N	Montana	50 58						

Non-Div I Games:

Drexel

Average RPI Win:	164	WON-LOST	WINNING	LAST 10	STRENGTH OF	OPP. STRENGTH	TEAM	ADJ.	CONF.	ADJ CONF.
Average RPI Loss:	22	RECORD	PCT. RANK	GAMES	SCHEDULE	OF SCHEDULE	RPI	RPI	RPI	RPI
DIV. I ONLY	12- 5	78	6- 4	21	49	25	25	5	5	
DIV. I NON-CONF.	11- 3	55	7- 2	24	66	18	18	5	5	
TOTALS	RPI 1-25	RPI 26-50	W-L RECORDS	RPI 51-100	RPI 101-150	RPI 150+				
12- 5	0- 2	0- 3	OVERALL	3- 0	3- 0	6- 0				
8- 1	0- 0	0- 1	HOME	1- 0	2- 0	5- 0				
1- 4	0- 2	0- 2	AWAY	1- 0	0- 0	0- 0				
3- 0	0- 0	0- 0	NEUTRAL	1- 0	1- 0	1- 0				
11- 3	0- 2	0- 1	NON-CONFERENCE	3- 0	3- 0	5- 0				
7- 1	0- 0	0- 1	HOME	1- 0	2- 0	4- 0				
1- 2	0- 2	0- 0	AWAY	1- 0	0- 0	0- 0				
3- 0	0- 0	0- 0	NEUTRAL	1- 0	1- 0	1- 0				
1- 2	0- 0	0- 2	CONFERENCE	0- 0	0- 0	1- 0				
1- 0	0- 0	0- 0	HOME	0- 0	0- 0	1- 0				
0- 2	0- 0	0- 2	AWAY	0- 0	0- 0	0- 0				
0- 0	0- 0	0- 0	NEUTRAL	0- 0	0- 0	0- 0				

RPI 1-25				RPI 26-50				RPI 51-100				RPI 101+			
RPI	S	Opponent	Score	RPI	S	Opponent	Score	RPI	S	Opponent	Score	RPI	S	Opponent	Score
6	A	South Carolina	55 66	28	A	Louisville	48 65	53	A	Penn	57 50	109	H	Liberty	79 41
8	A	Kentucky	61 71	32	H	Texas A&M	66 72	77	N	Iowa St.	86 48	119	N	Idaho	74 68
				35	A	Syracuse	50 86	92	H	Army West Point	72 61	127	H	Minnesota	84 64
												158	N	Texas St.	85 34
												179	H	Wake Forest	95 68
												218	H	Massachusetts	70 46
												238	H	UNCW	78 56
												276	H	Winthrop	78 50
												318	H	Western Caro.	84 47
LAST 12 Division I GAMES:															
				28	A	Louisville	48 65	318	H	Western Caro.	84 47				
				179	H	Wake Forest	95 68	8	A	Kentucky	61 71				
				35	A	Syracuse	50 86	109	H	Liberty	79 41				
				238	H	UNCW	78 56	218	H	Massachusetts	70 46				
				158	N	Texas St.	85 34	6	A	South Carolina	55 66				
				77	N	Iowa St.	86 48	127	H	Minnesota	84 64				

Non-Div I Games:

Duke

■ Loss, 
■ Non-Conf, S Site, 
■ Home 
■ Away 
N Neutral



Average RPI Win:	175	WON-LOST	WINNING	LAST 10	STRENGTH OF	OPP. STRENGTH	TEAM	ADJ.	CONF.	ADJ CONF.
Average RPI Loss:	61	RECORD	PCT. RANK	GAMES	SCHEDULE	OF SCHEDULE	RPI	RPI	RPI	RPI
DIV. I ONLY	14- 1	7	9- 0	148	111	23	23	9	9	
DIV. I NON-CONF.	11- 1	15	8- 0	151	187	24	24	8	8	
TOTALS	RPI 1-25	RPI 26-50	W-L RECORDS	RPI 51-100	RPI 101-150	RPI 150+				
14- 1	1- 0	2- 0	OVERALL	1- 1	1- 0	9- 0				
6- 0	1- 0	2- 0	HOME	0- 0	0- 0	3- 0				
7- 1	0- 0	0- 0	AWAY	1- 1	1- 0	5- 0				
1- 0	0- 0	0- 0	NEUTRAL	0- 0	0- 0	1- 0				
11- 1	0- 0	2- 0	NON-CONFERENCE	1- 1	1- 0	7- 0				
4- 0	0- 0	2- 0	HOME	0- 0	0- 0	2- 0				
6- 1	0- 0	0- 0	AWAY	1- 1	1- 0	4- 0				
1- 0	0- 0	0- 0	NEUTRAL	0- 0	0- 0	1- 0				
3- 0	1- 0	0- 0	CONFERENCE	0- 0	0- 0	2- 0				
2- 0	1- 0	0- 0	HOME	0- 0	0- 0	1- 0				
1- 0	0- 0	0- 0	AWAY	0- 0	0- 0	1- 0				
0- 0	0- 0	0- 0	NEUTRAL	0- 0	0- 0	0- 0				

RPI	S	Opponent	Score	RPI	S	Opponent	Score	RPI	S	Opponent	Score	RPI	S	Opponent	Score
17	H	Dayton	89 58	47	H	Ohio	64 47	61	A	Princeton	66 94	111	A	Central Mich.	68 49
				48	H	St. John's (NY)	76 57	83	A	Buffalo	79 62	154	A	Pittsburgh	79 65
												165	A	New Mexico	78 69
												166	A	George Mason	72 56
												204	H	Fordham	55 40
												267	N	N.C. A&T	81 67
												272	H	Howard	86 62
												278	H	UMES	95 59
												296	A	Saint Peter's	63 38
												338	A	Lafayette	73 65
LAST 12 Division I GAMES:															
204	H	Fordham	55 40	48	H	St. John's (NY)	76 57	47	H	Ohio	64 47	278	H	UMES	95 59
166	A	George Mason	72 56					83	A	Buffalo	79 62	111	A	Central Mich.	68 49
17	H	Dayton	89 58					165	A	New Mexico	78 69				
154	A	Pittsburgh	79 65												
267	N	N.C. A&T	81 67												
272	H	Howard	86 62												

Non-Div I Games: Slippery Rock 79 54

Duquesne

Average RPI Win:	221	WON-LOST	WINNING	LAST 10	STRENGTH OF	OPP. STRENGTH	TEAM	ADJ.	CONF.	ADJ CONF.
Average RPI Loss:	131	RECORD	PCT. RANK	GAMES	SCHEDULE	OF SCHEDULE	RPI	RPI	RPI	RPI
DIV. I ONLY	6- 8	201	4- 4	160	145	139	139	15	15	
DIV. I NON-CONF.	5- 7	198	3- 5	113	147	137	137	15	15	
TOTALS	RPI 1-25	RPI 26-50	W-L RECORDS	RPI 51-100	RPI 101-150	RPI 150+				
6- 8	0- 1	0- 0	OVERALL	0- 2	1- 1	5- 4				
3- 0	0- 0	0- 0	HOME	0- 0	1- 0	2- 0				
3- 8	0- 1	0- 0	AWAY	0- 2	0- 1	3- 4				
0- 0	0- 0	0- 0	NEUTRAL	0- 0	0- 0	0- 0				
5- 7	0- 1	0- 0	NON-CONFERENCE	0- 2	1- 1	4- 3				
3- 0	0- 0	0- 0	HOME	0- 0	1- 0	2- 0				
2- 7	0- 1	0- 0	AWAY	0- 2	0- 1	2- 3				
0- 0	0- 0	0- 0	NEUTRAL	0- 0	0- 0	0- 0				
1- 1	0- 0	0- 0	CONFERENCE	0- 0	0- 0	1- 1				
0- 0	0- 0	0- 0	HOME	0- 0	0- 0	0- 0				
1- 1	0- 0	0- 0	AWAY	0- 0	0- 0	1- 1				
0- 0	0- 0	0- 0	NEUTRAL	0- 0	0- 0	0- 0				

RPI 1-25				RPI 26-50				RPI 51-100				RPI 101+ Team's RPI: 139			
RPI	S	Opponent	Score	RPI	S	Opponent	Score	RPI	S	Opponent	Score	RPI	S	Opponent	Score
10	A	Tennessee	49 85					59	A	Vanderbilt	39 65	108	A	Iona	50 56
								71	A	Elon	38 50	145	H	UNC Asheville	74 68
												170	A	Eastern Ky.	41 64
												179	A	Wake Forest	52 69
												189	A	Old Dominion	56 52
												211	A	Furman	77 81
												221	A	Davidson	65 58
												233	H	Austin Peay	80 76
												236	A	Appalachian St.	52 70
												241	H	Campbell	70 55
												294	A	Wofford	70 54
LAST 12 Division I GAMES:															
294	A	Wofford	70 54	221	A	Davidson	65 58								
211	A	Furman	77 81	241	H	Campbell	70 55								
108	A	Iona	50 56	59	A	Vanderbilt	39 65								
233	H	Austin Peay	80 76	10	A	Tennessee	49 85								
189	A	Old Dominion	56 52	71	A	Elon	38 50								
236	A	Appalachian St.	52 70	170	A	Eastern Ky.	41 64								

Non-Div I Games: Armstrong St. 62 52 Lees-McRae 73 46 Brevard 69 46

ETSU

## East Carolina

Through Games Of Jan. 10, 2016

Average RPI Win:	248	WON-LOST	WINNING	LAST 10	STRENGTH OF	OPP. STRENGTH	TEAM	ADJ.	CONF.	ADJ CONF.
Average RPI Loss:	70	RECORD	PCT. RANK	GAMES	SCHEDULE	OF SCHEDULE	RPI	RPI	RPI	RPI
DIV. I ONLY	7- 9	194	2- 8	103	105	148	148	7	7	
DIV. I NON-CONF.	6- 6	160	2- 6	85	157	128	128	7	7	
TOTALS	RPI 1-25	RPI 26-50	W-L RECORDS	RPI 51-100	RPI 101-150	RPI 150+				
7- 9	0- 1	0- 3	OVERALL	0- 3	0- 1	7- 1				
2- 2	0- 0	0- 1	HOME	0- 1	0- 0	2- 0				
3- 2	0- 0	0- 0	AWAY	0- 1	0- 0	3- 1				
2- 5	0- 1	0- 2	NEUTRAL	0- 1	0- 1	2- 0				
6- 6	0- 1	0- 2	NON-CONFERENCE	0- 2	0- 1	6- 0				
2- 0	0- 0	0- 0	HOME	0- 0	0- 0	2- 0				
2- 1	0- 0	0- 0	AWAY	0- 1	0- 0	2- 0				
2- 5	0- 1	0- 2	NEUTRAL	0- 1	0- 1	2- 0				
1- 3	0- 0	0- 1	CONFERENCE	0- 1	0- 0	1- 1				
0- 2	0- 0	0- 1	HOME	0- 1	0- 0	0- 0				
1- 1	0- 0	0- 0	AWAY	0- 0	0- 0	1- 1				
0- 0	0- 0	0- 0	NEUTRAL	0- 0	0- 0	0- 0				

RPI 1-25				RPI 26-50				RPI 51-100				RPI 101+				Team's RPI: 148
RPI	S	Opponent	Score	RPI	S	Opponent	Score	RPI	S	Opponent	Score	RPI	S	Opponent	Score	
6	N	South Carolina	57 88	37	H	South Fla.	59 61	60	H	Tulane	51 66	106	N	Creighton	66 91	
				43	N	Chattanooga	61 72	79	A	Auburn	69 83	175	A	Tulsa	79 81	
				47	N	Ohio	61 64	81	N	Northwestern	75 78	185	N	UTRGV	70 59	
												203	N	Eastern Wash.	80 62	
												216	A	Delaware	68 58	
												244	H	Presbyterian	84 57	
												253	A	UCF	71 56	
												306	H	Alcorn	87 58	
												326	A	A&M-Corpus Christi	82 46	
LAST 12 Division I GAMES:																
253	A	UCF	71 56	6	N	South Carolina	57 88									
60	H	Tulane	51 66	47	N	Ohio	61 64									
37	H	South Fla.	59 61	43	N	Chattanooga	61 72									
175	A	Tulsa	79 81	79	A	Auburn	69 83									
106	N	Creighton	66 91	81	N	Northwestern	75 78									
216	A	Delaware	68 58	203	N	Eastern Wash.	80 62									

Non-Div I Games:

East Carolina

■ Loss, 
 ■ Non-Conf, 
 ■ S Site, 
 ■ H Home 
 ■ A Away 
 N Neutral

Average RPI Win: <b>160</b>	WON-LOST	WINNING	LAST 10	STRENGTH OF	OPP. STRENGTH	TEAM	ADJ.	CONF.	ADJ CONF.
Average RPI Loss: <b>207</b>	RECORD	PCT. RANK	GAMES	SCHEDULE	OF SCHEDULE	RPI	RPI	RPI	RPI
DIV. I ONLY	1- 15	343	0- 10	237	335	339	339	23	23
DIV. I NON-CONF.	1- 11	336	0- 8	189	333	329	329	22	22
TOTALS	RPI 1-25	RPI 26-50	W-L RECORDS	RPI 51-100	RPI 101-150	RPI 150+			
1- 15	0- 0	0- 0	OVERALL	0- 1	0- 2	1- 12			
1- 5	0- 0	0- 0	HOME	0- 0	0- 1	1- 4			
0- 10	0- 0	0- 0	AWAY	0- 1	0- 1	0- 8			
0- 0	0- 0	0- 0	NEUTRAL	0- 0	0- 0	0- 0			
1- 11	0- 0	0- 0	NON-CONFERENCE	0- 1	0- 1	1- 9			
1- 4	0- 0	0- 0	HOME	0- 0	0- 1	1- 3			
0- 7	0- 0	0- 0	AWAY	0- 1	0- 0	0- 6			
0- 0	0- 0	0- 0	NEUTRAL	0- 0	0- 0	0- 0			
0- 4	0- 0	0- 0	CONFERENCE	0- 0	0- 1	0- 3			
0- 1	0- 0	0- 0	HOME	0- 0	0- 0	0- 1			
0- 3	0- 0	0- 0	AWAY	0- 0	0- 1	0- 2			
0- 0	0- 0	0- 0	NEUTRAL	0- 0	0- 0	0- 0			

RPI 1-25				RPI 26-50				RPI 51-100				RPI 101+				Team's RPI: 339	
RPI	S	Opponent	Score	RPI	S	Opponent	Score	RPI	S	Opponent	Score	RPI	S	Opponent	Score		
								100	A	Saint Louis	47	78	129	A	Belmont	61	89
												130	H	Loyola Chicago	75	86	
												153	A	Memphis	49	80	
												160	H	IUPUI	77	71	
												176	A	Cincinnati	57	70	
												188	H	Stetson	66	68	
												197	H	Tennessee St.	53	62	
												209	A	Ill.-Chicago	54	66	
												213	H	Milwaukee	71	82	
												230	A	Northern Ill.	63	79	
												251	H	Western Ill.	69	92	
												262	A	Indiana St.	42	60	
												266	A	Omaha	67	76	
												285	A	Tennessee Tech	74	81	
												309	A	Jacksonville St.	52	60	
LAST 12 Division I GAMES:																	
129	A	Belmont	61	89	209	A	Ill.-Chicago	54	66								
197	H	Tennessee St.	53	62	176	A	Cincinnati	57	70								
309	A	Jacksonville St.	52	60	188	H	Stetson	66	68								
285	A	Tennessee Tech	74	81	213	H	Milwaukee	71	82								
100	A	Saint Louis	47	78	266	A	Omaha	67	76								
230	A	Northern Ill.	63	79	251	H	Western Ill.	69	92								

Non-Div I Games:

Eastern Ill.

Average RPI Win:	203	WON-LOST	WINNING	LAST 10	STRENGTH OF	OPP. STRENGTH	TEAM	ADJ.	CONF.	ADJ CONF.
Average RPI Loss:	130	RECORD	PCT. RANK	GAMES	SCHEDULE	OF SCHEDULE	RPI	RPI	RPI	RPI
DIV. I ONLY	6- 6	159	3- 5	188	158	170	170	23	23	
DIV. I NON-CONF.	4- 5	193	3- 4	164	188	173	173	22	22	
TOTALS	RPI 1-25	RPI 26-50	W-L RECORDS	RPI 51-100	RPI 101-150	RPI 150+				
6- 6	0- 0	0- 1	OVERALL	1- 2	1- 1	4- 2				
4- 1	0- 0	0- 0	HOME	1- 1	1- 0	2- 0				
1- 4	0- 0	0- 1	AWAY	0- 0	0- 1	1- 2				
1- 1	0- 0	0- 0	NEUTRAL	0- 1	0- 0	1- 0				
4- 5	0- 0	0- 1	NON-CONFERENCE	0- 2	1- 1	3- 1				
2- 1	0- 0	0- 0	HOME	0- 1	1- 0	1- 0				
1- 3	0- 0	0- 1	AWAY	0- 0	0- 1	1- 1				
1- 1	0- 0	0- 0	NEUTRAL	0- 1	0- 0	1- 0				
2- 1	0- 0	0- 0	CONFERENCE	1- 0	0- 0	1- 1				
2- 0	0- 0	0- 0	HOME	1- 0	0- 0	1- 0				
0- 1	0- 0	0- 0	AWAY	0- 0	0- 0	0- 1				
0- 0	0- 0	0- 0	NEUTRAL	0- 0	0- 0	0- 0				

RPI 1-25				RPI 26-50				RPI 51-100				RPI 101+ Team's RPI: 170			
RPI	S	Opponent	Score	RPI	S	Opponent	Score	RPI	S	Opponent	Score	RPI	S	Opponent	Score
				44	A	Western Ky.	60 76	65	N	North Carolina St.	62 73	126	A	Missouri St.	63 87
								86	H	UT Martin	70 61	139	H	ETSU	64 41
								87	H	Wright St.	69 71	184	H	Southeast Mo. St.	56 55
												223	A	Miami (OH)	77 72
												224	A	Richmond	62 81
												233	A	Austin Peay	66 94
												270	N	Saint Francis (PA)	88 82
												318	H	Western Caro.	91 62
LAST 12 Division I GAMES:															
				184	H	Southeast Mo. St.	56 55	65	N	North Carolina St.	62 73				
				86	H	UT Martin	70 61	44	A	Western Ky.	60 76				
				233	A	Austin Peay	66 94	87	H	Wright St.	69 71				
				270	N	Saint Francis (PA)	88 82	126	A	Missouri St.	63 87				
				318	H	Western Caro.	91 62	139	H	ETSU	64 41				
				224	A	Richmond	62 81	223	A	Miami (OH)	77 72				

Non-Div I Games: Cincinnati Christian 112 34 Davis &amp; Elkins 73 58

Eastern Ky.

Average RPI Win:	191	WON-LOST	WINNING	LAST 10	STRENGTH OF	OPP. STRENGTH	TEAM	ADJ.	CONF.	ADJ CONF.
Average RPI Loss:	61	RECORD	PCT. RANK	GAMES	SCHEDULE	OF SCHEDULE	RPI	RPI	RPI	RPI
DIV. I ONLY	9- 3	52	7- 2	109	174	70	70	10	10	
DIV. I NON-CONF.	7- 2	58	6- 2	154	148	54	54	10	10	
TOTALS	RPI 1-25	RPI 26-50	W-L RECORDS	RPI 51-100	RPI 101-150	RPI 150+				
9- 3	0- 1	0- 1	OVERALL	2- 0	1- 1	6- 0				
4- 1	0- 0	0- 0	HOME	2- 0	1- 1	1- 0				
5- 1	0- 1	0- 0	AWAY	0- 0	0- 0	5- 0				
0- 1	0- 0	0- 1	NEUTRAL	0- 0	0- 0	0- 0				
7- 2	0- 1	0- 1	NON-CONFERENCE	1- 0	1- 0	5- 0				
3- 0	0- 0	0- 0	HOME	1- 0	1- 0	1- 0				
4- 1	0- 1	0- 0	AWAY	0- 0	0- 0	4- 0				
0- 1	0- 0	0- 1	NEUTRAL	0- 0	0- 0	0- 0				
2- 1	0- 0	0- 0	CONFERENCE	1- 0	0- 1	1- 0				
1- 1	0- 0	0- 0	HOME	1- 0	0- 1	0- 0				
1- 0	0- 0	0- 0	AWAY	0- 0	0- 0	1- 0				
0- 0	0- 0	0- 0	NEUTRAL	0- 0	0- 0	0- 0				

RPI 1-25				RPI 26-50				RPI 51-100				RPI 101+			
RPI	S	Opponent	Score	RPI	S	Opponent	Score	RPI	S	Opponent	Score	RPI	S	Opponent	Score
8	A	Kentucky	67 89	30	N	Abilene Christian	59 83	63	H	Michigan	64 63	146	H	Akron	65 68
								83	H	Buffalo	67 56	147	H	Oral Roberts	77 69
												168	A	Harvard	85 81
												183	A	Detroit	85 68
												185	H	UTRGV	78 56
												230	A	Northern Ill.	87 80
												313	A	Monmouth	78 68
												343	A	Air Force	72 59
LAST 12 Division I GAMES:															
230	A	Northern Ill.	87 80	63	H	Michigan	64 63	313	A	Monmouth	78 68				
146	H	Akron	65 68	168	A	Harvard	85 81	30	N	Abilene Christian	59 83				
83	H	Buffalo	67 56	8	A	Kentucky	67 89	343	A	Air Force	72 59				
183	A	Detroit	85 68	185	H	UTRGV	78 56	147	H	Oral Roberts	77 69				

Non-Div I Games: Madonna 104 45 Hillsdale 94 77

Eastern Mich.

Loss, Non-Conf, S Site, H Home A Away N Neutral

Average RPI Win:	243	WON-LOST	WINNING	LAST 10	STRENGTH OF	OPP. STRENGTH	TEAM	ADJ.	CONF.	ADJ CONF.
Average RPI Loss:	101	RECORD	PCT. RANK	GAMES	SCHEDULE	OF SCHEDULE	RPI	RPI	RPI	RPI
DIV. I ONLY	8- 6	126	6- 4	282	99	203	203	18	18	
DIV. I NON-CONF.	5- 6	180	4- 5	301	116	259	259	19	19	
TOTALS	RPI 1-25	RPI 26-50	W-L RECORDS	RPI 51-100	RPI 101-150	RPI 150+				
8- 6	0- 0	0- 1	OVERALL	0- 2	1- 2	7- 1				
5- 2	0- 0	0- 1	HOME	0- 0	0- 0	5- 1				
3- 1	0- 0	0- 0	AWAY	0- 0	1- 0	2- 0				
0- 3	0- 0	0- 0	NEUTRAL	0- 1	0- 2	0- 0				
5- 6	0- 0	0- 1	NON-CONFERENCE	0- 2	0- 2	5- 1				
3- 2	0- 0	0- 1	HOME	0- 0	0- 0	3- 1				
2- 1	0- 0	0- 0	AWAY	0- 1	0- 0	2- 0				
0- 3	0- 0	0- 0	NEUTRAL	0- 1	0- 2	0- 0				
3- 0	0- 0	0- 0	CONFERENCE	0- 0	1- 0	2- 0				
2- 0	0- 0	0- 0	HOME	0- 0	0- 0	2- 0				
1- 0	0- 0	0- 0	AWAY	0- 0	1- 0	0- 0				
0- 0	0- 0	0- 0	NEUTRAL	0- 0	0- 0	0- 0				

RPI 1-25			RPI 26-50			RPI 51-100			RPI 101+			Team's RPI: 203
RPI	S	Opponent	Score	RPI	S	Opponent	Score	RPI	S	Opponent	Score	
				30	H	Abilene Christian	60 72	69	A	Gonzaga	56 78	106 N Creighton 60 66
								81	N	Northwestern	70 74	119 A Idaho 74 66
												148 N East Carolina 62 80
												155 H Northern Colo. 59 55
												174 H Boise St. 79 84
												219 H Utah Valley 68 64
												220 H North Dakota 60 57
												275 H CSUN 70 59
												298 A Wichita St. 67 62
												314 A Cal St. Fullerton 68 57
												343 H Air Force 65 44
LAST 12 Division I GAMES:												
119	A	Idaho	74 66	30	H	Abilene Christian	60 72	298	A	Wichita St.	67 62	
220	H	North Dakota	60 57					314	A	Cal St. Fullerton	68 57	
155	H	Northern Colo.	59 55					219	H	Utah Valley	68 64	
174	H	Boise St.	79 84					106	N	Creighton	60 66	
81	N	Northwestern	70 74					148	N	East Carolina	62 80	
275	H	CSUN	70 59									

Non-Div I Games: Eastern Ore. 64 40

Eastern Wash.

Average RPI Win:	164	WON-LOST	WINNING	LAST 10	STRENGTH OF	OPP. STRENGTH	TEAM	ADJ.	CONF.	ADJ CONF.
Average RPI Loss:	96	RECORD	PCT. RANK	GAMES	SCHEDULE	OF SCHEDULE	RPI	RPI	RPI	RPI
DIV. I ONLY	8- 5	115	6- 4	77	62	71	71	13	13	
DIV. I NON-CONF.	6- 4	124	6- 3	101	40	65	65	12	12	
TOTALS	RPI 1-25	RPI 26-50	W-L RECORDS	RPI 51-100	RPI 101-150	RPI 150+				
8- 5	0- 1	0- 1	OVERALL	3- 1	1- 1	4- 1				
4- 1	0- 0	0- 0	HOME	2- 1	1- 0	1- 0				
4- 4	0- 1	0- 1	AWAY	1- 0	0- 1	3- 1				
0- 0	0- 0	0- 0	NEUTRAL	0- 0	0- 0	0- 0				
6- 4	0- 1	0- 1	NON-CONFERENCE	2- 0	1- 1	3- 1				
3- 0	0- 0	0- 0	HOME	1- 0	1- 0	1- 0				
3- 4	0- 1	0- 1	AWAY	1- 0	0- 1	2- 1				
0- 0	0- 0	0- 0	NEUTRAL	0- 0	0- 0	0- 0				
2- 1	0- 0	0- 0	CONFERENCE	1- 1	0- 0	1- 0				
1- 1	0- 0	0- 0	HOME	1- 1	0- 0	0- 0				
1- 0	0- 0	0- 0	AWAY	0- 0	0- 0	1- 0				
0- 0	0- 0	0- 0	NEUTRAL	0- 0	0- 0	0- 0				

RPI 1-25				RPI 26-50				RPI 51-100 Team's RPI: 71				RPI 101+			
RPI	S	Opponent	Score	RPI	S	Opponent	Score	RPI	S	Opponent	Score	RPI	S	Opponent	Score
6	A	South Carolina	63 78	42	A	West Virginia	57 67	65	A	North Carolina St.	69 66	109	A	Liberty	63 72
								74	H	Hofstra	61 60	139	H	ETSU	50 38
								80	H	James Madison	76 81	199	A	American	62 54
								84	H	Charlotte	90 83	211	A	Furman	65 55
												238	A	UNCW	67 60
												242	A	Navy	70 73
												302	H	High Point	80 69
LAST 12 Division I GAMES:															
80	H	James Madison	76 81	6	A	South Carolina	63 78	302	H	High Point	80 69				
74	H	Hofstra	61 60	65	A	North Carolina St.	69 66	211	A	Furman	65 55				
238	A	UNCW	67 60	42	A	West Virginia	57 67	139	H	ETSU	50 38				
199	A	American	62 54	84	H	Charlotte	90 83	242	A	Navy	70 73				

Non-Div I Games: Lenoir-Rhyne 67 29

Elon

■ Loss, 
 ■ Non-Conf, 
 ■ S Site, 
 ■ H Home 
 ■ A Away 
 N Neutral



Average RPI Win:	290	WON-LOST	WINNING	LAST 10	STRENGTH OF	OPP. STRENGTH	TEAM	ADJ.	CONF.	ADJ CONF.
Average RPI Loss:	149	RECORD	PCT. RANK	GAMES	SCHEDULE	OF SCHEDULE	RPI	RPI	RPI	RPI
DIV. I ONLY	2- 13	329	1- 9	156	271	288	288	21	21	
DIV. I NON-CONF.	1- 10	330	0- 8	123	317	288	288	16	16	
TOTALS	RPI 1-25	RPI 26-50	W-L RECORDS	RPI 51-100	RPI 101-150	RPI 150+				
2- 13	0- 0	0- 0	OVERALL	0- 4	0- 4	2- 5				
1- 5	0- 0	0- 0	HOME	0- 2	0- 1	1- 2				
1- 6	0- 0	0- 0	AWAY	0- 1	0- 3	1- 2				
0- 2	0- 0	0- 0	NEUTRAL	0- 1	0- 0	0- 1				
1- 10	0- 0	0- 0	NON-CONFERENCE	0- 3	0- 2	1- 5				
0- 4	0- 0	0- 0	HOME	0- 2	0- 0	0- 2				
1- 4	0- 0	0- 0	AWAY	0- 0	0- 2	1- 2				
0- 2	0- 0	0- 0	NEUTRAL	0- 1	0- 0	0- 1				
1- 3	0- 0	0- 0	CONFERENCE	0- 1	0- 2	1- 0				
1- 1	0- 0	0- 0	HOME	0- 0	0- 1	1- 0				
0- 2	0- 0	0- 0	AWAY	0- 1	0- 1	0- 0				
0- 0	0- 0	0- 0	NEUTRAL	0- 0	0- 0	0- 0				

RPI S	Opponent	Score	RPI S	Opponent	Score	RPI S	Opponent	Score	RPI S	Opponent	Score	Team's RPI: 288
						57	H Ball St.	53 73	105	A Nebraska	40 85	
						75	N Santa Clara	44 62	128	A UNI	51 62	
						85	A Drake	52 94	130	H Loyola Chicago	49 63	
						86	H UT Martin	48 75	143	A Xavier	57 65	
									160	H IUPUI	62 68	
									198	N Montana St.	55 81	
									223	A Miami (OH)	85 91	
									243	A Bowling Green	56 74	
									264	H Bradley	62 46	
									298	H Murray St.	54 73	
									315	A Cleveland St.	72 63	
LAST 12 Division I GAMES:												
264	H Bradley	62 46	160	H IUPUI	62 68							
130	H Loyola Chicago	49 63	57	H Ball St.	53 73							
85	A Drake	52 94	86	H UT Martin	48 75							
128	A UNI	51 62	105	A Nebraska	40 85							
75	N Santa Clara	44 62	298	H Murray St.	54 73							
198	N Montana St.	55 81	243	A Bowling Green	56 74							

Non-Div I Games:

Average RPI Win: <b>166</b>	WON-LOST	WINNING	LAST 10	STRENGTH OF	OPP. STRENGTH	TEAM	ADJ.	CONF.	ADJ CONF.
Average RPI Loss: <b>63</b>	RECORD	PCT. RANK	GAMES	SCHEDULE	OF SCHEDULE	RPI	RPI	RPI	RPI
DIV. I ONLY	12- 4	52	8- 1	58	124	56	56	28	28
DIV. I NON-CONF.	11- 4	77	8- 2	57	109	53	53	28	28
TOTALS	RPI 1-25	RPI 26-50	W-L RECORDS	RPI 51-100	RPI 101-150	RPI 150+			
12- 4	0- 0	1- 2	OVERALL	3- 2	1- 0	7- 0			
5- 2	0- 0	0- 0	HOME	1- 2	0- 0	4- 0			
5- 0	0- 0	1- 0	AWAY	0- 0	1- 0	3- 0			
2- 2	0- 0	0- 2	NEUTRAL	2- 0	0- 0	0- 0			
11- 4	0- 0	1- 2	NON-CONFERENCE	3- 2	1- 0	6- 0			
4- 2	0- 0	0- 0	HOME	1- 2	0- 0	3- 0			
5- 0	0- 0	1- 0	AWAY	0- 0	1- 0	3- 0			
2- 2	0- 0	0- 2	NEUTRAL	2- 0	0- 0	0- 0			
1- 0	0- 0	0- 0	CONFERENCE	0- 0	0- 0	1- 0			
1- 0	0- 0	0- 0	HOME	0- 0	0- 0	1- 0			
0- 0	0- 0	0- 0	AWAY	0- 0	0- 0	0- 0			
0- 0	0- 0	0- 0	NEUTRAL	0- 0	0- 0	0- 0			

RPI 1-25				RPI 26-50				RPI 51-100				Team's RPI: 56	RPI 101+			
RPI	S	Opponent	Score	RPI	S	Opponent	Score	RPI	S	Opponent	Score		RPI	S	Opponent	Score
				26	A	George Washington	64 60	72	N	Arizona	57 55		146	A	Akron	82 64
				33	N	Mississippi St.	60 65	78	H	Arkansas St.	48 62		168	H	Harvard	74 65
				47	N	Ohio	57 69	79	H	Auburn	52 45		188	H	Stetson	61 48
								94	H	Fla. Atlantic	55 62		193	A	Providence	50 41
								99	N	Western Mich.	60 42		200	H	Quinnipiac	71 70
													234	H	Hartford	64 44
													267	A	N.C. A&T	60 36
													317	A	FIU	81 53
LAST 12 Division I GAMES:																
				188	H	Stetson	61 48	99	N	Western Mich.	60 42					
				234	H	Hartford	64 44	72	N	Arizona	57 55					
				79	H	Auburn	52 45	33	N	Mississippi St.	60 65					
				200	H	Quinnipiac	71 70	193	A	Providence	50 41					
				78	H	Arkansas St.	48 62	168	H	Harvard	74 65					
				317	A	FIU	81 53	26	A	George Washington	64 60					

Non-Div I Games: St. Thomas (FL) 86 33

FGCU

■ Loss, 
 ■ Non-Conf, S Site, 
 ■ Home 
 ■ Away 
 N Neutral

Average RPI Win:	312	WON-LOST	WINNING	LAST 10	STRENGTH OF	OPP. STRENGTH	TEAM	ADJ.	CONF.	ADJ CONF.
Average RPI Loss:	159	RECORD	PCT. RANK	GAMES	SCHEDULE	OF SCHEDULE	RPI	RPI	RPI	RPI
DIV. I ONLY	2- 12	324	1- 9	204	230	317	317	11	11	
DIV. I NON-CONF.	2- 9	296	1- 8	299	245	343	343	11	11	
TOTALS	RPI 1-25	RPI 26-50	W-L RECORDS	RPI 51-100	RPI 101-150	RPI 150+				
2- 12	0- 0	0- 2	OVERALL	0- 3	0- 1	2- 6				
2- 7	0- 0	0- 1	HOME	0- 2	0- 1	2- 3				
0- 5	0- 0	0- 0	AWAY	0- 0	0- 0	0- 1				
0- 0	0- 0	0- 0	NEUTRAL	0- 0	0- 0	0- 0				
2- 9	0- 0	0- 1	NON-CONFERENCE	0- 2	0- 0	2- 6				
2- 5	0- 0	0- 0	HOME	0- 2	0- 0	2- 3				
0- 4	0- 0	0- 1	AWAY	0- 0	0- 0	0- 3				
0- 0	0- 0	0- 0	NEUTRAL	0- 0	0- 0	0- 0				
0- 3	0- 0	0- 1	CONFERENCE	0- 1	0- 1	0- 0				
0- 2	0- 0	0- 1	HOME	0- 0	0- 1	0- 0				
0- 1	0- 0	0- 0	AWAY	0- 1	0- 0	0- 0				
0- 0	0- 0	0- 0	NEUTRAL	0- 0	0- 0	0- 0				

RPI S	Opponent	Score	RPI S	Opponent	Score	RPI S	Opponent	Score	RPI S	Opponent	Score	Team's RPI: 317
41	A Miami (FL)	55 83	44	H Western Ky.	69 71	56	H FGCU	53 81	133	H Marshall	58 65	
						94	A Fla. Atlantic	82 87	179	H Wake Forest	53 57	
						97	H Marquette	83 95	182	H Rhode Island	50 68	
									210	A Jacksonville	44 80	
									253	A UCF	72 89	
									298	H Wichita St.	62 76	
									307	H UMass Lowell	71 68	
									315	A Cleveland St.	57 64	
									316	H Florida A&M	81 65	
LAST 12 Division I GAMES:												
133	H Marshall	58 65	182	H Rhode Island	50 68							
44	H Western Ky.	69 71	41	A Miami (FL)	55 83							
94	A Fla. Atlantic	82 87	315	A Cleveland St.	57 64							
179	H Wake Forest	53 57	210	A Jacksonville	44 80							
97	H Marquette	83 95	307	H UMass Lowell	71 68							
56	H FGCU	53 81	298	H Wichita St.	62 76							

Non-Div I Games:

FIU

■ Loss, 
■ Non-Conf, 
■ S Site, 
■ H Home 
■ A Away 
N Neutral

## Fairfield

Through Games Of Jan. 10, 2016

Average RPI Win:	251	WON-LOST	WINNING	LAST 10	STRENGTH OF	OPP. STRENGTH	TEAM	ADJ.	CONF.	ADJ CONF.
Average RPI Loss:	166	RECORD	PCT. RANK	GAMES	SCHEDULE	OF SCHEDULE	RPI	RPI	RPI	RPI
DIV. I ONLY	6- 9	219	3- 7	271	260	263	263	24	24	
DIV. I NON-CONF.	5- 4	139	2- 4	206	292	189	189	23	23	
TOTALS	RPI 1-25	RPI 26-50	W-L RECORDS	RPI 51-100	RPI 101-150	RPI 150+				
6- 9	0- 0	0- 2	OVERALL	0- 1	0- 1	6- 5				
4- 5	0- 0	0- 1	HOME	0- 1	0- 1	4- 2				
2- 4	0- 0	0- 1	AWAY	0- 0	0- 0	2- 3				
0- 0	0- 0	0- 0	NEUTRAL	0- 0	0- 0	0- 0				
5- 4	0- 0	0- 2	NON-CONFERENCE	0- 1	0- 0	5- 1				
4- 2	0- 0	0- 1	HOME	0- 1	0- 0	4- 0				
1- 2	0- 0	0- 1	AWAY	0- 0	0- 0	1- 1				
0- 0	0- 0	0- 0	NEUTRAL	0- 0	0- 0	0- 0				
1- 5	0- 0	0- 0	CONFERENCE	0- 0	0- 1	1- 4				
0- 3	0- 0	0- 0	HOME	0- 0	0- 1	0- 2				
1- 2	0- 0	0- 0	AWAY	0- 0	0- 0	1- 2				
0- 0	0- 0	0- 0	NEUTRAL	0- 0	0- 0	0- 0				

RPI 1-25				RPI 26-50				RPI 51-100				RPI 101+				Team's RPI: 263	
RPI	S	Opponent	Score	RPI	S	Opponent	Score	RPI	S	Opponent	Score	RPI	S	Opponent	Score		
				48	A	St. John's (NY)	54 73	74	H	Hofstra	53 67	108	H	Iona	46 56		
				50	H	Albany (NY)	50 62					163	A	Canisius	51 50		
												168	H	Harvard	67 50		
												206	A	Cornell	35 59		
												228	H	Manhattan	55 70		
												232	H	Marist	57 72		
												254	A	Niagara	55 56		
												265	A	Loyola Maryland	71 45		
												286	H	Sacred Heart	61 50		
												290	H	La Salle	62 59		
												296	A	Saint Peter's	46 56		
												333	H	IPFW	74 62		
LAST 12 Division I GAMES:																	
				296	A	Saint Peter's	46 56	168	H	Harvard	67 50						
				228	H	Manhattan	55 70	48	A	St. John's (NY)	54 73						
				254	A	Niagara	55 56	333	H	IPFW	74 62						
				163	A	Canisius	51 50	206	A	Cornell	35 59						
				108	H	Iona	46 56	50	H	Albany (NY)	50 62						
				74	H	Hofstra	53 67	232	H	Marist	57 72						

Non-Div I Games:

Fairfield

■ Loss, 
■ Non-Conf, 
■ S Site, 
■ H Home 
■ A Away 
N Neutral

Average RPI Win: 297		WON-LOST	WINNING	LAST 10	STRENGTH OF	OPP. STRENGTH	TEAM	ADJ.	CONF.	ADJ CONF.
Average RPI Loss: 174		RECORD	PCT. RANK	GAMES	SCHEDULE	OF SCHEDULE	RPI	RPI	RPI	RPI
DIV. I ONLY		4- 12	281	3- 7	217	319	308	308	31	31
DIV. I NON-CONF.		3- 10	278	3- 6	153	294	279	279	32	32
TOTALS	RPI 1-25		RPI 26-50		W-L RECORDS		RPI 51-100		RPI 101-150	RPI 150+
4- 12	0- 0		0- 1		OVERALL		0- 1		0- 3	4- 7
3- 6	0- 0		0- 0		HOME		0- 0		0- 0	3- 6
0- 4	0- 0		0- 1		AWAY		0- 1		0- 1	0- 1
1- 2	0- 0		0- 0		NEUTRAL		0- 0		0- 2	1- 0
3- 10	0- 0		0- 1		NON-CONFERENCE		0- 1		0- 3	3- 5
2- 5	0- 0		0- 0		HOME		0- 0		0- 0	2- 5
0- 3	0- 0		0- 1		AWAY		0- 1		0- 1	0- 0
1- 2	0- 0		0- 0		NEUTRAL		0- 0		0- 2	1- 0
1- 2	0- 0		0- 0		CONFERENCE		0- 0		0- 0	1- 2
1- 1	0- 0		0- 0		HOME		0- 0		0- 0	1- 1
0- 1	0- 0		0- 0		AWAY		0- 0		0- 0	0- 1
0- 0	0- 0		0- 0		NEUTRAL		0- 0		0- 0	0- 0

RPI 1-25				RPI 26-50				RPI 51-100				RPI 101+				Team's RPI: 308	
RPI	S	Opponent	Score	RPI	S	Opponent	Score	RPI	S	Opponent	Score	RPI	S	Opponent	Score		
				42	A	West Virginia	42 91	89	A	North Carolina	46 64	108	N	Iona	54 77		
												112	A	Bucknell	62 72		
												125	N	Yale	58 77		
												172	H	Columbia	83 87		
												173	H	Brown	48 63		
												205	H	Siena	65 81		
												228	H	Manhattan	78 85		
												237	N	Grand Canyon	74 68		
												239	H	Bryant	41 70		
												286	A	Sacred Heart	61 72		
												296	H	Saint Peter's	73 52		
												307	H	UMass Lowell	67 78		
												313	H	Monmouth	81 75		
												341	H	St. Francis Brooklyn	65 61		
LAST 12 Division I GAMES:																	
				286	A	Sacred Heart	61 72	205	H	Siena	65 81						
				172	H	Columbia	83 87	173	H	Brown	48 63						
				239	H	Bryant	41 70	313	H	Monmouth	81 75						
				341	H	St. Francis Brooklyn	65 61	307	H	UMass Lowell	67 78						
				112	A	Bucknell	62 72	296	H	Saint Peter's	73 52						
				237	N	Grand Canyon	74 68	42	A	West Virginia	42 91						

Non-Div I Games:

Fairleigh Dickinson

■ Loss, ■ Non-Conf, S Site, H Home A Away N Neutral

Average RPI Win:	204	WON-LOST	WINNING	LAST 10	STRENGTH OF	OPP. STRENGTH	TEAM	ADJ.	CONF.	ADJ CONF.
Average RPI Loss:	97	RECORD	PCT. RANK	GAMES	SCHEDULE	OF SCHEDULE	RPI	RPI	RPI	RPI
DIV. I ONLY	9- 4	82	5- 4	87	219	94	94	11	11	
DIV. I NON-CONF.	7- 3	91	5- 3	127	196	93	93	11	11	
TOTALS	RPI 1-25	RPI 26-50	W-L RECORDS	RPI 51-100	RPI 101-150	RPI 150+				
9- 4	0- 0	0- 1	OVERALL	1- 2	2- 0	6- 1				
7- 2	0- 0	0- 1	HOME	0- 1	2- 0	5- 0				
1- 2	0- 0	0- 0	AWAY	1- 1	0- 0	0- 1				
1- 0	0- 0	0- 0	NEUTRAL	0- 0	0- 0	1- 0				
7- 3	0- 0	0- 0	NON-CONFERENCE	1- 2	1- 0	5- 1				
5- 1	0- 0	0- 0	HOME	0- 1	1- 0	4- 0				
1- 2	0- 0	0- 0	AWAY	1- 1	0- 0	0- 1				
1- 0	0- 0	0- 0	NEUTRAL	0- 0	0- 0	1- 0				
2- 1	0- 0	0- 1	CONFERENCE	0- 0	1- 0	1- 0				
2- 1	0- 0	0- 1	HOME	0- 0	1- 0	1- 0				
0- 0	0- 0	0- 0	AWAY	0- 0	0- 0	0- 0				
0- 0	0- 0	0- 0	NEUTRAL	0- 0	0- 0	0- 0				

RPI S	Opponent	Score	RPI S	Opponent	Score	RPI S	Opponent	Score	RPI S	Opponent	Score
44	H Western Ky.	62 81	56	A FGCU	62 55	133	H Marshall	84 73	146	H Akron	91 77
			58	A Kansas St.	53 102	195	A Montana	69 83	197	N Tennessee St.	69 64
			91	H South Dakota	53 76	213	H Milwaukee	71 67	223	H Miami (OH)	68 65
						258	H Bethune-Cookman	82 60	293	H Delaware St.	83 55
						317	H FIU	87 82			
LAST 12 Division I GAMES:											
44	H Western Ky.	62 81	258	H Bethune-Cookman	82 60						
133	H Marshall	84 73	197	N Tennessee St.	69 64						
317	H FIU	87 82	195	A Montana	69 83						
223	H Miami (OH)	68 65	58	A Kansas St.	53 102						
213	H Milwaukee	71 67	91	H South Dakota	53 76						
56	A FGCU	62 55	293	H Delaware St.	83 55						

Non-Div I Games: Keiser 74 52

Fla. Atlantic

Average RPI Win:	158	WON-LOST	WINNING	LAST 10	STRENGTH OF	OPP. STRENGTH	TEAM	ADJ.	CONF.	ADJ CONF.
Average RPI Loss:	66	RECORD	PCT. RANK	GAMES	SCHEDULE	OF SCHEDULE	RPI	RPI	RPI	RPI
DIV. I ONLY	14- 2	12	9- 1	85	61	24	24	3	3	
DIV. I NON-CONF.	12- 1	10	9- 0	183	95	28	28	2	2	
TOTALS	RPI 1-25	RPI 26-50	W-L RECORDS	RPI 51-100	RPI 101-150	RPI 150+				
14- 2	2- 0	0- 1	OVERALL	3- 1	3- 0	6- 0				
7- 1	1- 0	0- 1	HOME	2- 0	1- 0	3- 0				
5- 1	1- 0	0- 0	AWAY	0- 1	2- 0	2- 0				
2- 0	0- 0	0- 0	NEUTRAL	1- 0	0- 0	1- 0				
12- 1	1- 0	0- 0	NON-CONFERENCE	3- 1	3- 0	5- 0				
7- 0	1- 0	0- 0	HOME	2- 0	1- 0	3- 0				
3- 1	0- 0	0- 0	AWAY	0- 1	2- 0	1- 0				
2- 0	0- 0	0- 0	NEUTRAL	1- 0	0- 0	1- 0				
2- 1	1- 0	0- 1	CONFERENCE	0- 0	0- 0	1- 0				
0- 1	0- 0	0- 1	HOME	0- 0	0- 0	0- 0				
2- 0	1- 0	0- 0	AWAY	0- 0	0- 0	1- 0				
0- 0	0- 0	0- 0	NEUTRAL	0- 0	0- 0	0- 0				

RPI	S	Opponent	Score
10	A	Tennessee	74 66
18	H	Florida St.	82 72

RPI	S	Opponent	Score
33	H	Mississippi St.	70 76

RPI	S	Opponent	Score
57	N	Ball St.	85 79
65	H	North Carolina St.	79 72
78	H	Arkansas St.	76 72
98	A	Temple	91 97

RPI	S	Opponent	Score
124	A	Wisconsin	91 75
136	A	Colorado	83 61
144	H	Robert Morris	79 52
180	A	Ole Miss	85 65
253	N	UCF	93 79
270	H	Saint Francis (PA)	122 65
274	H	Savannah St.	99 34
289	A	South Ala.	72 60
312	H	Kennesaw St.	84 57

## LAST 12 Division I GAMES:

180	A	Ole Miss	85 65	65	H	North Carolina St.	79 72
10	A	Tennessee	74 66	270	H	Saint Francis (PA)	122 65
33	H	Mississippi St.	70 76	144	H	Robert Morris	79 52
253	N	UCF	93 79	124	A	Wisconsin	91 75
136	A	Colorado	83 61	78	H	Arkansas St.	76 72
57	N	Ball St.	85 79	289	A	South Ala.	72 60

F  
l  
o  
r  
i  
d  
aF  
l  
o  
r  
i  
d  
a

Non-Div I Games:

Florida

■ Loss, 
 ■ Non-Conf, S Site, 
 ■ Home 
 ■ Away 
 N Neutral

Average RPI Win:	282	WON-LOST	WINNING	LAST 10	STRENGTH OF	OPP. STRENGTH	TEAM	ADJ.	CONF.	ADJ CONF.
Average RPI Loss:	212	RECORD	PCT. RANK	GAMES	SCHEDULE	OF SCHEDULE	RPI	RPI	RPI	RPI
DIV. I ONLY	6- 8	201	4- 5	346	211	316	316	30	30	
DIV. I NON-CONF.	4- 7	222	4- 4	332	180	302	302	30	30	
TOTALS	RPI 1-25	RPI 26-50	W-L RECORDS	RPI 51-100	RPI 101-150	RPI 150+				
6- 8	0- 1	0- 0	OVERALL	0- 1	0- 0	6- 6				
2- 3	0- 0	0- 0	HOME	0- 0	0- 0	2- 3				
2- 4	0- 1	0- 0	AWAY	0- 1	0- 0	2- 2				
2- 1	0- 0	0- 0	NEUTRAL	0- 0	0- 0	2- 1				
4- 7	0- 1	0- 0	NON-CONFERENCE	0- 1	0- 0	4- 5				
1- 2	0- 0	0- 0	HOME	0- 0	0- 0	1- 2				
1- 4	0- 1	0- 0	AWAY	0- 1	0- 0	1- 2				
2- 1	0- 0	0- 0	NEUTRAL	0- 0	0- 0	2- 1				
2- 1	0- 0	0- 0	CONFERENCE	0- 0	0- 0	2- 1				
1- 1	0- 0	0- 0	HOME	0- 0	0- 0	1- 1				
1- 0	0- 0	0- 0	AWAY	0- 0	0- 0	1- 0				
0- 0	0- 0	0- 0	NEUTRAL	0- 0	0- 0	0- 0				

RPI 1-25				RPI 26-50				RPI 51-100				RPI 101+ Team's RPI: 316			
RPI	S	Opponent	Score	RPI	S	Opponent	Score	RPI	S	Opponent	Score	RPI	S	Opponent	Score
14	A	Southern California	45 88					89	A	North Carolina	58 94	151	H	Mercer	50 54
												187	N	UC Davis	61 58
												227	A	Clemson	77 68
												253	A	UCF	55 93
												274	H	Savannah St.	59 38
												277	H	South Carolina St.	62 68
												279	H	Southeastern La.	57 62
												312	H	Kennesaw St.	69 67
												317	A	FIU	65 81
												318	N	Western Caro.	53 69
												344	A	Norfolk St.	83 67
												345	N	New Orleans	71 60
LAST 12 Division I GAMES:															
344	A	Norfolk St.	83 67	187	N	UC Davis	61 58	14	A	Southern California	45 88				
151	H	Mercer	50 54	277	H	South Carolina St.	62 68	279	H	Southeastern La.	57 62				
274	H	Savannah St.	59 38	318	N	Western Caro.	53 69	345	N	New Orleans	71 60				
227	A	Clemson	77 68												
312	H	Kennesaw St.	69 67												
253	A	UCF	55 93												

Non-Div I Games: Clark Atlanta 98 88 Fla. Memorial 66 62

Florida A&M

Loss, Non-Conf, S Site, H Home A Away N Neutral



Average RPI Win:	168	WON-LOST	WINNING	LAST 10	STRENGTH OF	OPP. STRENGTH	TEAM	ADJ.	CONF.	ADJ CONF.
Average RPI Loss:	17	RECORD	PCT. RANK	GAMES	SCHEDULE	OF SCHEDULE	RPI	RPI	RPI	RPI
DIV. I ONLY	12- 4	52	7- 3	15	119	18	18	5	5	
DIV. I NON-CONF.	10- 3	62	7- 2	23	163	22	22	5	5	
TOTALS	RPI 1-25	RPI 26-50	W-L RECORDS	RPI 51-100	RPI 101-150	RPI 150+				
12- 4	1- 3	0- 1	OVERALL	3- 0	1- 0	7- 0				
10- 0	1- 0	0- 0	HOME	3- 0	1- 0	5- 0				
1- 3	0- 2	0- 1	AWAY	0- 0	0- 0	1- 0				
1- 1	0- 1	0- 0	NEUTRAL	0- 0	0- 0	1- 0				
10- 3	1- 3	0- 0	NON-CONFERENCE	2- 0	0- 0	7- 0				
8- 0	1- 0	0- 0	HOME	2- 0	0- 0	5- 0				
1- 2	0- 2	0- 0	AWAY	0- 0	0- 0	1- 0				
1- 1	0- 1	0- 0	NEUTRAL	0- 0	0- 0	1- 0				
2- 1	0- 0	0- 1	CONFERENCE	1- 0	1- 0	0- 0				
2- 0	0- 0	0- 0	HOME	1- 0	1- 0	0- 0				
0- 1	0- 0	0- 1	AWAY	0- 0	0- 0	0- 0				
0- 0	0- 0	0- 0	NEUTRAL	0- 0	0- 0	0- 0				

RPI	S	Opponent	Score
2	N	UConn	49 73
12	A	Arizona St.	56 68
16	H	Rutgers	65 43
24	A	Florida	72 82

RPI	S	Opponent	Score
28	A	Louisville	69 79

RPI	S	Opponent	Score
54	H	Boston College	75 42
60	H	Tulane	78 72
98	H	Temple	75 47

RPI	S	Opponent	Score
116	H	Georgia Tech	75 69
151	H	Mercer	79 36
191	H	UAB	84 44
210	H	Jacksonville	77 60
214	N	Sam Houston St.	94 37
297	H	North Florida	80 28
298	H	Murray St.	101 59
311	A	LIU Brooklyn	78 42

## LAST 12 Division I GAMES:

116	H	Georgia Tech	75 69	12	A	Arizona St.	56 68
54	H	Boston College	75 42	298	H	Murray St.	101 59
28	A	Louisville	69 79	151	H	Mercer	79 36
210	H	Jacksonville	77 60	2	N	UConn	49 73
214	N	Sam Houston St.	94 37	98	H	Temple	75 47
311	A	LIU Brooklyn	78 42	16	H	Rutgers	65 43

Non-Div I Games:

Florida St.

Average RPI Win:	<b>289</b>	WON-LOST	WINNING	LAST 10	STRENGTH OF	OPP. STRENGTH	TEAM	ADJ.	CONF.	ADJ CONF.
Average RPI Loss:	<b>84</b>	RECORD	PCT. RANK	GAMES	SCHEDULE	OF SCHEDULE	RPI	RPI	RPI	RPI
DIV. I ONLY	<b>6- 10</b>	<b>233</b>	<b>4- 6</b>	<b>101</b>	<b>201</b>	<b>204</b>	<b>204</b>	<b>9</b>	<b>9</b>	
DIV. I NON-CONF.	<b>5- 8</b>	<b>209</b>	<b>3- 6</b>	<b>202</b>	<b>204</b>	<b>239</b>	<b>239</b>	<b>8</b>	<b>8</b>	
TOTALS	RPI 1-25	RPI 26-50	W-L RECORDS	RPI 51-100	RPI 101-150	RPI 150+				
6- 10	0- 2	0- 2	OVERALL	0- 3	0- 1	6- 2				
5- 3	0- 0	0- 0	HOME	0- 2	0- 0	5- 1				
1- 5	0- 1	0- 1	AWAY	0- 0	0- 0	1- 0				
0- 2	0- 0	0- 1	NEUTRAL	0- 0	0- 1	0- 0				
5- 8	0- 1	0- 1	NON-CONFERENCE	0- 3	0- 1	5- 2				
4- 3	0- 0	0- 0	HOME	0- 2	0- 0	4- 1				
1- 3	0- 1	0- 0	AWAY	0- 1	0- 0	1- 1				
0- 2	0- 0	0- 1	NEUTRAL	0- 0	0- 1	0- 0				
1- 2	0- 1	0- 1	CONFERENCE	0- 0	0- 0	1- 0				
1- 0	0- 0	0- 0	HOME	0- 0	0- 0	1- 0				
0- 2	0- 1	0- 1	AWAY	0- 0	0- 0	0- 0				
0- 0	0- 0	0- 0	NEUTRAL	0- 0	0- 0	0- 0				

RPI 1-25				RPI 26-50				RPI 51-100				RPI 101+ Team's RPI: 204			
RPI	S	Opponent	Score	RPI	S	Opponent	Score	RPI	S	Opponent	Score	RPI	S	Opponent	Score
20	A	Seton Hall	54 <b>66</b>	34	A	St. Bonaventure	41 <b>55</b>	59	H	Vanderbilt	40 <b>53</b>	134	N	Texas Tech	48 <b>62</b>
23	A	Duquesne	40 <b>55</b>	35	N	Syracuse	54 <b>76</b>	61	A	Princeton	44 <b>55</b>	162	A	Penn St.	59 <b>75</b>
								98	H	Temple	44 <b>57</b>	216	H	Delaware	48 <b>55</b>
												221	H	Davidson	51 40
												228	A	Manhattan	60 49
												293	H	Delaware St.	74 58
												326	H	A&M-Corpus Christi	67 49
												330	H	Central Conn. St.	63 48
												338	H	Lafayette	61 49
LAST 12 Division I GAMES:															
23	A	Duquesne	40 <b>55</b>	326	H	A&M-Corpus Christi	67 49								
34	A	St. Bonaventure	41 <b>55</b>	330	H	Central Conn. St.	63 48								
221	H	Davidson	51 40	61	A	Princeton	44 <b>55</b>								
59	H	Vanderbilt	40 <b>53</b>	98	H	Temple	44 <b>57</b>								
216	H	Delaware	48 <b>55</b>	20	A	Seton Hall	54 <b>66</b>								
35	N	Syracuse	54 <b>76</b>	293	H	Delaware St.	74 58								

Non-Div I Games:

Fordham

Fresno St.

Through Games Of Jan. 10, 2016

Average RPI Win:	218	WON-LOST	WINNING	LAST 10	STRENGTH OF	OPP. STRENGTH	TEAM	ADJ.	CONF.	ADJ CONF.
Average RPI Loss:	67	RECORD	PCT. RANK	GAMES	SCHEDULE	OF SCHEDULE	RPI	RPI	RPI	RPI
DIV. I ONLY	6- 7	187	6- 3	63	96	121	121	17	17	
DIV. I NON-CONF.	2- 7	280	2- 5	21	61	176	176	18	18	
TOTALS	RPI 1-25	RPI 26-50	W-L RECORDS	RPI 51-100	RPI 101-150	RPI 150+				
6- 7	0- 0	0- 4	OVERALL	0- 2	0- 0	6- 1				
3- 3	0- 0	0- 2	HOME	0- 1	0- 0	3- 0				
2- 4	0- 0	0- 2	AWAY	0- 1	0- 0	2- 1				
1- 0	0- 0	0- 0	NEUTRAL	0- 0	0- 0	1- 0				
2- 7	0- 0	0- 4	NON-CONFERENCE	0- 2	0- 0	2- 1				
1- 3	0- 0	0- 2	HOME	0- 1	0- 0	1- 0				
0- 4	0- 0	0- 2	AWAY	0- 1	0- 0	0- 1				
1- 0	0- 0	0- 0	NEUTRAL	0- 0	0- 0	1- 0				
4- 0	0- 0	0- 0	CONFERENCE	0- 0	0- 0	4- 0				
2- 0	0- 0	0- 0	HOME	0- 0	0- 0	2- 0				
2- 0	0- 0	0- 0	AWAY	0- 0	0- 0	2- 0				
0- 0	0- 0	0- 0	NEUTRAL	0- 0	0- 0	0- 0				

RPI S	Opponent	Score	RPI S	Opponent	Score	RPI S	Opponent	Score	RPI S	Opponent	Score	Team's RPI: 121
26	H George Washington	53 61	62	H San Diego	68 72	152	H UNLV	58 54				
35	H Washington	79 89	95	A UC Riverside	68 86	161	A Cal Poly	60 64				
38	A Utah	63 78				165	A New Mexico	69 65				
49	A St. Mary's (CA)	81 83				174	H Boise St.	62 57				
						217	N Northeastern	69 55				
						268	H CSU Bakersfield	57 52				
						329	A Nevada	67 59				
LAST 12 Division I GAMES:												
174	H Boise St.	62 57	38	A Utah	63 78							
329	A Nevada	67 59	62	H San Diego	68 72							
165	A New Mexico	69 65	161	A Cal Poly	60 64							
152	H UNLV	58 54	268	H CSU Bakersfield	57 52							
26	H George Washington	53 61	217	N Northeastern	69 55							
35	H Washington	79 89	49	A St. Mary's (CA)	81 83							

Non-Div I Games: Fresno Pacific 78 33 Stanislaus St. 72 49

Fresno St.

Loss, Non-Conf, S Site, H Home A Away N Neutral

Average RPI Win:	232	WON-LOST	WINNING	LAST 10	STRENGTH OF	OPP. STRENGTH	TEAM	ADJ.	CONF.	ADJ CONF.
Average RPI Loss:	140	RECORD	PCT. RANK	GAMES	SCHEDULE	OF SCHEDULE	RPI	RPI	RPI	RPI
DIV. I ONLY	6- 9	219	2- 7	172	265	211	211	15	15	
DIV. I NON-CONF.	5- 8	209	2- 7	198	302	218	218	15	15	
TOTALS	RPI 1-25	RPI 26-50	W-L RECORDS	RPI 51-100	RPI 101-150	RPI 150+				
6- 9	0- 0	0- 2	OVERALL	0- 3	1- 1	5- 3				
4- 3	0- 0	0- 1	HOME	0- 1	1- 0	3- 1				
2- 6	0- 0	0- 0	AWAY	0- 1	0- 1	2- 0				
0- 0	0- 0	0- 0	NEUTRAL	0- 0	0- 0	0- 0				
5- 8	0- 0	0- 1	NON-CONFERENCE	0- 3	0- 1	5- 3				
3- 2	0- 0	0- 0	HOME	0- 1	0- 0	3- 1				
2- 6	0- 0	0- 1	AWAY	0- 2	0- 1	2- 2				
0- 0	0- 0	0- 0	NEUTRAL	0- 0	0- 0	0- 0				
1- 1	0- 0	0- 1	CONFERENCE	0- 0	1- 0	0- 0				
1- 1	0- 0	0- 1	HOME	0- 0	1- 0	0- 0				
0- 0	0- 0	0- 0	AWAY	0- 0	0- 0	0- 0				
0- 0	0- 0	0- 0	NEUTRAL	0- 0	0- 0	0- 0				

RPI S	Opponent	Score	RPI S	Opponent	Score	RPI S	Opponent	Score	RPI S	Opponent	Score	Team's RPI: 211
43	H Chattanooga	50 56	46	A Georgia	39 77	64	A Virginia Tech	30 59	139	H ETSU	81 77	
						71	H Elon	55 65	145	A UNC Asheville	71 84	
						90	A VCU	45 67	221	H Davidson	51 69	
									224	A Richmond	69 62	
									227	H Clemson	70 49	
									236	A Appalachian St.	78 92	
									247	A USC Upstate	75 63	
									276	H Winthrop	71 52	
									277	H South Carolina St.	59 46	
									348	A N.C. Central	61 66	
LAST 12 Division I GAMES:												
43	H Chattanooga	50 56	236	A Appalachian St.	78 92							
139	H ETSU	81 77	145	A UNC Asheville	71 84							
348	A N.C. Central	61 66	247	A USC Upstate	75 63							
64	A Virginia Tech	30 59	46	A Georgia	39 77							
90	A VCU	45 67	71	H Elon	55 65							
276	H Winthrop	71 52	224	A Richmond	69 62							

Non-Div I Games: Converse 89 52 North Greenville 69 39

Furman

## Ga. Southern

Through Games Of Jan. 10, 2016

Average RPI Win:	<b>293</b>	WON-LOST	WINNING	LAST 10	STRENGTH OF	OPP. STRENGTH	TEAM	ADJ.	CONF.	ADJ CONF.
Average RPI Loss:	<b>177</b>	RECORD	PCT. RANK	GAMES	SCHEDULE	OF SCHEDULE	RPI	RPI	RPI	RPI
DIV. I ONLY	<b>4- 9</b>	<b>260</b>	<b>4- 6</b>	<b>292</b>	<b>313</b>	<b>310</b>	<b>310</b>	<b>20</b>	<b>20</b>	
DIV. I NON-CONF.	<b>3- 6</b>	<b>234</b>	<b>3- 5</b>	<b>284</b>	<b>328</b>	<b>299</b>	<b>299</b>	<b>21</b>	<b>21</b>	
TOTALS	RPI 1-25	RPI 26-50	W-L RECORDS	RPI 51-100	RPI 101-150	RPI 150+				
4- 9	0- 0	0- 1	OVERALL	0- 0	0- 2	4- 6				
3- 3	0- 0	0- 0	HOME	0- 0	0- 1	3- 2				
1- 5	0- 0	0- 1	AWAY	0- 0	0- 1	1- 3				
0- 1	0- 0	0- 0	NEUTRAL	0- 0	0- 0	0- 1				
3- 6	0- 0	0- 1	NON-CONFERENCE	0- 0	0- 1	3- 4				
2- 2	0- 0	0- 0	HOME	0- 0	0- 1	2- 1				
1- 3	0- 0	0- 1	AWAY	0- 0	0- 0	1- 2				
0- 1	0- 0	0- 0	NEUTRAL	0- 0	0- 0	0- 1				
1- 3	0- 0	0- 0	CONFERENCE	0- 0	0- 1	1- 2				
1- 1	0- 0	0- 0	HOME	0- 0	0- 0	1- 1				
0- 2	0- 0	0- 0	AWAY	0- 0	0- 1	0- 1				
0- 0	0- 0	0- 0	NEUTRAL	0- 0	0- 0	0- 0				

RPI S	Opponent	Score	RPI S	Opponent	Score	RPI S	Opponent	Score	RPI S	Opponent	Score	Team's RPI: 310
			46 A	Georgia	28 75				137 A	Texas-Arlington	31 70	
									144 H	Robert Morris	49 64	
									151 A	Mercer	50 62	
									158 A	Texas St.	56 61	
									188 A	Stetson	57 79	
									192 H	Troy	66 81	
									258 N	Bethune-Cookman	49 65	
									274 A	Savannah St.	64 48	
									289 H	South Ala.	57 43	
									301 H	Charleston So.	64 51	
									309 H	Jacksonville St.	60 56	
									321 H	Lipscomb	55 66	
LAST 12 Division I GAMES:												
192 H	Troy	66 81	258 N	Bethune-Cookman	49 65							
289 H	South Ala.	57 43	188 A	Stetson	57 79							
137 A	Texas-Arlington	31 70	144 H	Robert Morris	49 64							
158 A	Texas St.	56 61	301 H	Charleston So.	64 51							
46 A	Georgia	28 75	309 H	Jacksonville St.	60 56							
151 A	Mercer	50 62	274 A	Savannah St.	64 48							

Non-Div I Games:

Ga. Southern

■ Loss, 
 ■ Non-Conf, 
 ■ S Site, 
 ■ Home 
 ■ A Away 
 N Neutral

Average RPI Win:	230	WON-LOST	WINNING	LAST 10	STRENGTH OF	OPP. STRENGTH	TEAM	ADJ.	CONF.	ADJ CONF.
Average RPI Loss:	170	RECORD	PCT. RANK	GAMES	SCHEDULE	OF SCHEDULE	RPI	RPI	RPI	RPI
DIV. I ONLY	7- 6	143	4- 5	302	134	231	231	26	26	
DIV. I NON-CONF.	4- 4	160	2- 4	216	108	203	203	27	27	
TOTALS	RPI 1-25	RPI 26-50	W-L RECORDS	RPI 51-100	RPI 101-150	RPI 150+				
7- 6	0- 0	0- 0	OVERALL	1- 2	1- 2	5- 2				
5- 2	0- 0	0- 0	HOME	0- 0	1- 1	4- 1				
2- 1	0- 0	0- 0	AWAY	1- 0	0- 0	1- 1				
0- 3	0- 0	0- 0	NEUTRAL	0- 2	0- 1	0- 0				
4- 4	0- 0	0- 0	NON-CONFERENCE	1- 2	0- 2	3- 0				
3- 1	0- 0	0- 0	HOME	0- 0	0- 1	3- 0				
1- 0	0- 0	0- 0	AWAY	1- 0	0- 0	0- 0				
0- 3	0- 0	0- 0	NEUTRAL	0- 2	0- 1	0- 0				
3- 2	0- 0	0- 0	CONFERENCE	0- 0	1- 0	2- 2				
2- 1	0- 0	0- 0	HOME	0- 0	1- 0	1- 1				
1- 1	0- 0	0- 0	AWAY	0- 0	0- 0	1- 1				
0- 0	0- 0	0- 0	NEUTRAL	0- 0	0- 0	0- 0				

RPI 1-25			RPI 26-50			RPI 51-100			RPI 101+			Team's RPI: 231
RPI	S	Opponent	Score	RPI	S	Opponent	Score	RPI	S	Opponent	Score	
						72 N Arizona	60 79	109 H Liberty			61 57	
						89 A North Carolina	66 65	131 H Pacific			77 84	
						99 N Western Mich.	44 71	135 N SMU			61 69	
								241 A Campbell			70 35	
								261 H UNCG			59 57	
								276 A Winthrop			62 81	
								294 H Wofford			64 61	
								302 H High Point			82 70	
								305 H Coastal Caro.			56 59	
								312 H Kennesaw St.			70 56	
LAST 12 Division I GAMES:												
302	H	High Point	82 70	135	N	SMU	61 69					
241	A	Campbell	70 35	99	N	Western Mich.	44 71					
305	H	Coastal Caro.	56 59	312	H	Kennesaw St.	70 56					
72	N	Arizona	60 79	276	A	Winthrop	62 81					
261	H	UNCG	59 57	109	H	Liberty	61 57					
294	H	Wofford	64 61	131	H	Pacific	77 84					

Non-Div I Games: Montreat 84 49 Bluefield Col. 64 51

Gardner-Webb

Loss, Non-Conf, S Site, H Home A Away N Neutral

## George Mason

Through Games Of Jan. 10, 2016

Average RPI Win:	237	WON-LOST	WINNING	LAST 10	STRENGTH OF	OPP. STRENGTH	TEAM	ADJ.	CONF.	ADJ CONF.
Average RPI Loss:	88	RECORD	PCT. RANK	GAMES	SCHEDULE	OF SCHEDULE	RPI	RPI	RPI	RPI
DIV. I ONLY	7- 9	194	5- 5	111	185	166	166	9	9	
DIV. I NON-CONF.	5- 8	209	4- 5	167	174	197	197	8	8	
TOTALS	RPI 1-25	RPI 26-50	W-L RECORDS	RPI 51-100	RPI 101-150	RPI 150+				
7- 9	0- 1	0- 2	OVERALL	1- 3	0- 1	6- 2				
4- 2	0- 1	0- 0	HOME	0- 0	0- 1	4- 0				
1- 6	0- 0	0- 1	AWAY	1- 3	0- 0	0- 2				
2- 1	0- 0	0- 1	NEUTRAL	0- 0	0- 0	2- 0				
5- 8	0- 0	0- 2	NON-CONFERENCE	0- 3	0- 1	5- 2				
3- 1	0- 0	0- 0	HOME	0- 0	0- 1	3- 0				
0- 6	0- 0	0- 1	AWAY	0- 3	0- 0	0- 2				
2- 1	0- 0	0- 1	NEUTRAL	0- 0	0- 0	2- 0				
2- 1	0- 1	0- 0	CONFERENCE	1- 0	0- 0	1- 0				
1- 1	0- 1	0- 0	HOME	0- 0	0- 0	1- 0				
1- 0	0- 0	0- 0	AWAY	1- 0	0- 0	0- 0				
0- 0	0- 0	0- 0	NEUTRAL	0- 0	0- 0	0- 0				

RPI	S	Opponent	Score	RPI	S	Opponent	Score	RPI	S	Opponent	Score	RPI	S	Opponent	Score	Team's RPI: 166
23	H	Duquesne	56 72	38	A	Utah	62 74	64	A	Virginia Tech	63 80	101	H	Georgetown	57 63	
				44	N	Western Ky.	58 84	72	A	Arizona	60 68	152	A	UNLV	59 67	
								79	A	Auburn	59 88	175	N	Tulsa	64 63	
								100	A	Saint Louis	73 63	216	H	Delaware	90 83	
												222	A	Radford	63 66	
												252	N	Pepperdine	71 63	
												280	H	Towson	88 76	
												290	H	La Salle	79 70	
												343	H	Air Force	69 52	
LAST 12 Division I GAMES:																
290	H	La Salle	79 70	79	A	Auburn	59 88									
23	H	Duquesne	56 72	343	H	Air Force	69 52									
100	A	Saint Louis	73 63	216	H	Delaware	90 83									
72	A	Arizona	60 68	101	H	Georgetown	57 63									
252	N	Pepperdine	71 63	175	N	Tulsa	64 63									
44	N	Western Ky.	58 84	152	A	UNLV	59 67									

Non-Div I Games:

George Mason

■ Loss, 
 ■ Non-Conf, 
 S Site, 
 ■ Home 
 ■ Away 
 N Neutral

Average RPI Win:	132	WON-LOST	WINNING	LAST 10	STRENGTH OF	OPP. STRENGTH	TEAM	ADJ.	CONF.	ADJ CONF.
Average RPI Loss:	49	RECORD	PCT. RANK	GAMES	SCHEDULE	OF SCHEDULE	RPI	RPI	RPI	RPI
DIV. I ONLY	13- 3	25	8- 2	79	9	26	26	9	9	
DIV. I NON-CONF.	10- 3	62	7- 2	84	16	38	38	8	8	
TOTALS	RPI 1-25	RPI 26-50	W-L RECORDS	RPI 51-100	RPI 101-150	RPI 150+				
13- 3	2- 1	0- 0	OVERALL	2- 2	3- 0	6- 0				
6- 1	0- 0	0- 0	HOME	1- 1	1- 0	4- 0				
5- 1	1- 1	0- 0	AWAY	1- 0	2- 0	1- 0				
2- 1	1- 0	0- 0	NEUTRAL	0- 1	0- 0	1- 0				
10- 3	1- 1	0- 0	NON-CONFERENCE	1- 2	3- 0	5- 0				
5- 1	0- 0	0- 0	HOME	1- 1	1- 0	3- 0				
3- 1	0- 1	0- 0	AWAY	0- 0	2- 0	1- 0				
2- 1	1- 0	0- 0	NEUTRAL	0- 1	0- 0	1- 0				
3- 0	1- 0	0- 0	CONFERENCE	1- 0	0- 0	1- 0				
1- 0	0- 0	0- 0	HOME	0- 0	0- 0	1- 0				
2- 0	1- 0	0- 0	AWAY	1- 0	0- 0	0- 0				
0- 0	0- 0	0- 0	NEUTRAL	0- 0	0- 0	0- 0				

RPI 1-25				RPI 26-50				RPI 51-100				RPI 101+			
RPI	S	Opponent	Score	RPI	S	Opponent	Score	RPI	S	Opponent	Score	RPI	S	Opponent	Score
3	A	Stanford	63 84					51	A	Saint Joseph's	70 45	108	H	Iona	70 65
17	A	Dayton	62 61					56	H	FGCU	60 64	115	A	Illinois	70 57
22	N	Iowa	81 77					76	H	Villanova	78 70	121	A	Fresno St.	61 53
								87	N	Wright St.	71 77	153	A	Memphis	68 62
												182	H	Rhode Island	68 52
												199	H	American	78 48
												207	N	Houston	82 78
												226	H	Grambling	85 58
												234	H	Hartford	82 51
LAST 12 Division I GAMES:															
17	A	Dayton	62 61	115	A	Illinois	70 57								
182	H	Rhode Island	68 52	108	H	Iona	70 65								
51	A	Saint Joseph's	70 45	76	H	Villanova	78 70								
234	H	Hartford	82 51	153	A	Memphis	68 62								
22	N	Iowa	81 77	56	H	FGCU	60 64								
207	N	Houston	82 78	87	N	Wright St.	71 77								

Non-Div I Games:

George Washington

■ Loss, 
 ■ Non-Conf, 
 ■ S Site, 
 ■ Home 
 ■ A Away 
 N Neutral



Average RPI Win:	205	WON-LOST	WINNING	LAST 10	STRENGTH OF	OPP. STRENGTH	TEAM	ADJ.	CONF.	ADJ CONF.
Average RPI Loss:	106	RECORD	PCT. RANK	GAMES	SCHEDULE	OF SCHEDULE	RPI	RPI	RPI	RPI
DIV. I ONLY	9- 7	134	1- 0	144	143	101	101	6	6	
DIV. I NON-CONF.	7- 3	91	1- 0	137	298	77	77	6	6	
TOTALS	RPI 1-25	RPI 26-50	W-L RECORDS	RPI 51-100	RPI 101-150	RPI 150+				
9- 7	0- 0	0- 2	OVERALL	1- 1	1- 3	7- 1				
5- 0	0- 0	0- 0	HOME	1- 0	1- 0	3- 0				
2- 7	0- 0	0- 2	AWAY	0- 1	0- 3	2- 1				
2- 0	0- 0	0- 0	NEUTRAL	0- 0	0- 0	2- 0				
7- 3	0- 0	0- 1	NON-CONFERENCE	1- 0	0- 1	6- 1				
3- 0	0- 0	0- 0	HOME	1- 0	0- 0	2- 0				
2- 3	0- 0	0- 1	AWAY	0- 0	0- 1	2- 1				
2- 0	0- 0	0- 0	NEUTRAL	0- 0	0- 0	2- 0				
2- 4	0- 0	0- 1	CONFERENCE	0- 1	1- 2	1- 0				
2- 0	0- 0	0- 0	HOME	0- 0	1- 0	1- 0				
0- 4	0- 0	0- 1	AWAY	0- 1	0- 2	0- 0				
0- 0	0- 0	0- 0	NEUTRAL	0- 0	0- 0	0- 0				

RPI 1-25				RPI 26-50				RPI 51-100				RPI 101+				Team's RPI: 101	
RPI	S	Opponent	Score	RPI	S	Opponent	Score	RPI	S	Opponent	Score	RPI	S	Opponent	Score		
				27	A	DePaul	53 75	64	H	Virginia Tech	73 56	106	H	Creighton	69 57		
				34	A	St. Bonaventure	54 69	97	A	Marquette	72 87	142	A	Butler	76 82		
												143	A	Xavier	54 59		
												149	A	Alabama	66 78		
												153	A	Memphis	53 57		
												166	A	George Mason	63 57		
												193	H	Providence	63 53		
												200	N	Quinnipiac	80 68		
												216	H	Delaware	61 50		
												278	A	UMES	71 60		
												280	H	Towson	82 46		
												341	N	St. Francis Brooklyn	74 52		
LAST 12 Division I GAMES:																	
				341	N	St. Francis Brooklyn	74 52	106	H	Creighton	69 57						
				97	A	Marquette	72 87	142	A	Butler	76 82						
				27	A	DePaul	53 75	143	A	Xavier	54 59						
				193	H	Providence	63 53	280	H	Towson	82 46						
				34	A	St. Bonaventure	54 69	149	A	Alabama	66 78						
				166	A	George Mason	63 57	216	H	Delaware	61 50						

Non-Div I Games:

Georgetown

■ Loss, 
■ Non-Conf, 
■ S Site, 
■ H Home 
■ A Away 
N Neutral

Average RPI Win:	178	WON-LOST	WINNING	LAST 10	STRENGTH OF	OPP. STRENGTH	TEAM	ADJ.	CONF.	ADJ CONF.
Average RPI Loss:	25	RECORD	PCT. RANK	GAMES	SCHEDULE	OF SCHEDULE	RPI	RPI	RPI	RPI
DIV. I ONLY	12- 4	52	1- 0	32	94	46	46	3	3	
DIV. I NON-CONF.	12- 1	10	1- 0	98	143	17	17	2	2	
TOTALS	RPI 1-25	RPI 26-50	W-L RECORDS	RPI 51-100	RPI 101-150	RPI 150+				
12- 4	2- 2	0- 2	OVERALL	1- 0	1- 0	8- 0				
9- 2	1- 1	0- 1	HOME	0- 0	1- 0	7- 0				
2- 2	0- 1	0- 1	AWAY	1- 0	0- 0	1- 0				
1- 0	1- 0	0- 0	NEUTRAL	0- 0	0- 0	0- 0				
12- 1	2- 1	0- 0	NON-CONFERENCE	1- 0	1- 0	8- 0				
9- 0	1- 0	0- 0	HOME	0- 0	1- 0	7- 0				
2- 1	0- 1	0- 0	AWAY	1- 0	0- 0	1- 0				
1- 0	1- 0	0- 0	NEUTRAL	0- 0	0- 0	0- 0				
0- 3	0- 1	0- 2	CONFERENCE	0- 0	0- 0	0- 0				
0- 2	0- 1	0- 1	HOME	0- 0	0- 0	0- 0				
0- 1	0- 0	0- 1	AWAY	0- 0	0- 0	0- 0				
0- 0	0- 0	0- 0	NEUTRAL	0- 0	0- 0	0- 0				

RPI 1-25				RPI 26-50				Team's RPI: 46	RPI 51-100				RPI 101+			
RPI	S	Opponent	Score	RPI	S	Opponent	Score		RPI	S	Opponent	Score	RPI	S	Opponent	Score
8	H	Kentucky	53 64	32	A	Texas A&M	62 73		87	A	Wright St.	63 57	116	H	Georgia Tech	78 66
9	N	BYU	66 58	39	H	Missouri	48 54						151	H	Mercer	57 44
20	H	Seton Hall	70 52										176	H	Cincinnati	60 42
21	A	Michigan St.	45 66										188	H	Stetson	76 55
													211	H	Furman	77 39
													275	A	CSUN	83 58
													285	H	Tennessee Tech	81 48
													310	H	Ga. Southern	75 28
													312	H	Kennesaw St.	89 34
LAST 12 Division I GAMES:																
275	A	CSUN	83 58	285	H	Tennessee Tech	81 48									
8	H	Kentucky	53 64	176	H	Cincinnati	60 42									
39	H	Missouri	48 54	87	A	Wright St.	63 57									
32	A	Texas A&M	62 73	211	H	Furman	77 39									
151	H	Mercer	57 44	20	H	Seton Hall	70 52									
9	N	BYU	66 58	312	H	Kennesaw St.	89 34									

Non-Div I Games:

Georgia

Average RPI Win:	244	WON-LOST	WINNING	LAST 10	STRENGTH OF	OPP. STRENGTH	TEAM	ADJ.	CONF.	ADJ CONF.
Average RPI Loss:	206	RECORD	PCT. RANK	GAMES	SCHEDULE	OF SCHEDULE	RPI	RPI	RPI	RPI
DIV. I ONLY	6- 7	187	5- 5	314	285	255	255	20	20	
DIV. I NON-CONF.	5- 4	139	4- 4	314	306	236	236	21	21	
TOTALS	RPI 1-25	RPI 26-50	W-L RECORDS	RPI 51-100	RPI 101-150	RPI 150+				
6- 7	0- 0	0- 0	OVERALL	0- 1	1- 1	5- 5				
2- 4	0- 0	0- 0	HOME	0- 1	0- 0	2- 3				
3- 3	0- 0	0- 0	AWAY	0- 0	1- 1	2- 2				
1- 0	0- 0	0- 0	NEUTRAL	0- 0	0- 0	1- 0				
5- 4	0- 0	0- 0	NON-CONFERENCE	0- 1	0- 1	5- 2				
2- 2	0- 0	0- 0	HOME	0- 1	0- 0	2- 1				
2- 2	0- 0	0- 0	AWAY	0- 0	0- 1	2- 1				
1- 0	0- 0	0- 0	NEUTRAL	0- 0	0- 0	1- 0				
1- 3	0- 0	0- 0	CONFERENCE	0- 0	1- 0	0- 3				
0- 2	0- 0	0- 0	HOME	0- 0	0- 0	0- 2				
1- 1	0- 0	0- 0	AWAY	0- 0	1- 0	0- 1				
0- 0	0- 0	0- 0	NEUTRAL	0- 0	0- 0	0- 0				

RPI 1-25			RPI 26-50			RPI 51-100			RPI 101+			Team's RPI: 255
RPI	S	Opponent	Score	RPI	S	Opponent	Score	RPI	S	Opponent	Score	
						84	H Charlotte	71	83	137	A Texas-Arlington	68 63
										149	A Alabama	56 72
										158	A Texas St.	71 80
										188	A Stetson	80 72
										192	H Troy	90 97
										258	N Bethune-Cookman	68 61
										272	H Howard	65 58
										285	A Tennessee Tech	65 72
										287	H Morehead St.	90 99
										289	H South Ala.	52 60
										297	H North Florida	76 63
										312	A Kennesaw St.	66 62
LAST 12 Division I GAMES:												
289	H	South Ala.	52	60	188	A	Stetson	80	72			
192	H	Troy	90	97	258	N	Bethune-Cookman	68	61			
158	A	Texas St.	71	80	297	H	North Florida	76	63			
137	A	Texas-Arlington	68	63	84	H	Charlotte	71	83			
287	H	Morehead St.	90	99	272	H	Howard	65	58			
285	A	Tennessee Tech	65	72	149	A	Alabama	56	72			

Non-Div I Games:

Georgia St.

Average RPI Win:	243	WON-LOST	WINNING	LAST 10	STRENGTH OF	OPP. STRENGTH	TEAM	ADJ.	CONF.	ADJ CONF.
Average RPI Loss:	51	RECORD	PCT. RANK	GAMES	SCHEDULE	OF SCHEDULE	RPI	RPI	RPI	RPI
DIV. I ONLY	10- 7	122	5- 5	106	192	116	116	5	5	
DIV. I NON-CONF.	10- 3	62	6- 2	231	322	116	116	5	5	
TOTALS	RPI 1-25	RPI 26-50	W-L RECORDS	RPI 51-100	RPI 101-150	RPI 150+				
10- 7	0- 2	0- 2	OVERALL	0- 2	2- 1	8- 0				
8- 1	0- 0	0- 1	HOME	0- 0	2- 0	6- 0				
1- 5	0- 2	0- 1	AWAY	0- 2	0- 0	1- 0				
1- 1	0- 0	0- 0	NEUTRAL	0- 0	0- 1	1- 0				
10- 3	0- 0	0- 1	NON-CONFERENCE	0- 1	2- 1	8- 0				
8- 0	0- 0	0- 0	HOME	0- 0	2- 0	6- 0				
1- 2	0- 0	0- 1	AWAY	0- 1	0- 0	1- 0				
1- 1	0- 0	0- 0	NEUTRAL	0- 0	0- 1	1- 0				
0- 4	0- 2	0- 1	CONFERENCE	0- 1	0- 0	0- 0				
0- 1	0- 0	0- 1	HOME	0- 0	0- 0	0- 0				
0- 3	0- 2	0- 0	AWAY	0- 1	0- 0	0- 0				
0- 0	0- 0	0- 0	NEUTRAL	0- 0	0- 0	0- 0				

RPI 1-25				RPI 26-50				RPI 51-100				RPI 101+ Team's RPI: 116			
RPI	S	Opponent	Score	RPI	S	Opponent	Score	RPI	S	Opponent	Score	RPI	S	Opponent	Score
1	A	Notre Dame	76 85	28	H	Louisville	65 78	65	A	North Carolina St.	57 65	128	N	UNI	58 61
18	A	Florida St.	69 75	46	A	Georgia	66 78	73	A	Indiana	60 69	130	H	Loyola Chicago	84 77
												149	H	Alabama	70 58
												160	A	IUPUI	60 50
												169	H	Samford	66 55
												247	H	USC Upstate	87 46
												279	H	Southeastern La.	102 49
												302	N	High Point	81 61
												303	H	Prairie View	96 48
												341	H	St. Francis Brooklyn	89 51
												346	H	Alabama St.	80 54
LAST 12 Division I GAMES:															
18	A	Florida St.	69 75	160	A	IUPUI	60 50								
65	A	North Carolina St.	57 65	149	H	Alabama	70 58								
28	H	Louisville	65 78	303	H	Prairie View	96 48								
1	A	Notre Dame	76 85	169	H	Samford	66 55								
302	N	High Point	81 61	247	H	USC Upstate	87 46								
128	N	UNI	58 61	73	A	Indiana	60 69								

Non-Div I Games:

Georgia Tech

■ Loss, 
 ■ Non-Conf, 
 ■ S Site, 
 ■ H Home 
 ■ A Away 
 N Neutral

Average RPI Win: <b>194</b>	WON-LOST	WINNING	LAST 10	STRENGTH OF	OPP. STRENGTH	TEAM	ADJ.	CONF.	ADJ CONF.
Average RPI Loss: <b>40</b>	RECORD	PCT. RANK	GAMES	SCHEDULE	OF SCHEDULE	RPI	RPI	RPI	RPI
DIV. I ONLY	13- 4	50	9- 1	93	115	69	69	8	8
DIV. I NON-CONF.	8- 4	100	4- 3	46	80	78	78	9	9
TOTALS	RPI 1-25	RPI 26-50	W-L RECORDS	RPI 51-100	RPI 101-150	RPI 150+			
13- 4	1- 2	1- 0	OVERALL	1- 2	1- 0	9- 0			
8- 2	0- 2	1- 0	HOME	1- 0	1- 0	5- 0			
5- 1	1- 0	0- 0	AWAY	0- 1	0- 0	4- 0			
0- 1	0- 0	0- 0	NEUTRAL	0- 1	0- 0	0- 0			
8- 4	1- 2	1- 0	NON-CONFERENCE	0- 2	0- 0	6- 0			
6- 2	0- 2	1- 0	HOME	0- 0	0- 0	5- 0			
2- 1	1- 0	0- 0	AWAY	0- 1	0- 0	1- 0			
0- 1	0- 0	0- 0	NEUTRAL	0- 1	0- 0	0- 0			
5- 0	0- 0	0- 0	CONFERENCE	1- 0	1- 0	3- 0			
2- 0	0- 0	0- 0	HOME	1- 0	1- 0	0- 0			
3- 0	0- 0	0- 0	AWAY	0- 0	0- 0	3- 0			
0- 0	0- 0	0- 0	NEUTRAL	0- 0	0- 0	0- 0			

RPI	S	Opponent	Score	RPI	S	Opponent	Score	RPI	S	Opponent	Score	RPI	S	Opponent	Score
3	H	Stanford	48 65	42	H	West Virginia	62 57	55	A	Washington St.	48 55	140	H	San Francisco	68 47
14	H	Southern California	56 60					75	H	Santa Clara	53 44	190	H	Wyoming	61 57
17	A	Dayton	57 47					89	N	North Carolina	62 67	198	H	Montana St.	65 52
												203	H	Eastern Wash.	78 56
												237	H	Grand Canyon	70 44
												246	A	Loyola Marymount	66 59
												252	A	Pepperdine	74 57
												282	A	Colgate	80 50
												295	A	Portland	71 63
												343	H	Air Force	88 35
LAST 12 Division I GAMES:															
295	A	Portland	71 63	252	A	Pepperdine	74 57								
75	H	Santa Clara	53 44	282	A	Colgate	80 50								
140	H	San Francisco	68 47	17	A	Dayton	57 47								
246	A	Loyola Marymount	66 59	55	A	Washington St.	48 55								
89	N	North Carolina	62 67	198	H	Montana St.	65 52								
14	H	Southern California	56 60	190	H	Wyoming	61 57								

Non-Div I Games:

Gonzaga

■ Loss, 
■ Non-Conf, S Site, 
■ Home 
■ Away 
N Neutral

Average RPI Win:	345	WON-LOST	WINNING	LAST 10	STRENGTH OF	OPP. STRENGTH	TEAM	ADJ.	CONF.	ADJ CONF.
Average RPI Loss:	106	RECORD	PCT. RANK	GAMES	SCHEDULE	OF SCHEDULE	RPI	RPI	RPI	RPI
DIV. I ONLY	3- 9	281	3- 6	143	232	226	226	32	32	
DIV. I NON-CONF.	1- 8	320	1- 6	19	215	175	175	31	31	
TOTALS	RPI 1-25	RPI 26-50	W-L RECORDS	RPI 51-100	RPI 101-150	RPI 150+				
3- 9	0- 1	0- 2	OVERALL	0- 0	0- 3	3- 3				
2- 0	0- 0	0- 0	HOME	0- 0	0- 0	2- 0				
1- 9	0- 0	0- 0	AWAY	0- 0	0- 2	1- 1				
0- 0	0- 0	0- 0	NEUTRAL	0- 0	0- 0	0- 0				
1- 8	0- 1	0- 2	NON-CONFERENCE	0- 0	0- 3	1- 2				
0- 0	0- 0	0- 0	HOME	0- 0	0- 0	0- 0				
1- 8	0- 1	0- 2	AWAY	0- 0	0- 3	1- 2				
0- 0	0- 0	0- 0	NEUTRAL	0- 0	0- 0	0- 0				
2- 1	0- 0	0- 0	CONFERENCE	0- 0	0- 0	2- 1				
2- 0	0- 0	0- 0	HOME	0- 0	0- 0	2- 0				
0- 1	0- 0	0- 0	AWAY	0- 0	0- 0	0- 1				
0- 0	0- 0	0- 0	NEUTRAL	0- 0	0- 0	0- 0				

RPI 1-25				RPI 26-50				RPI 51-100				RPI 101+ Team's RPI: 226			
RPI	S	Opponent	Score	RPI	S	Opponent	Score	RPI	S	Opponent	Score	RPI	S	Opponent	Score
7	A	Baylor	42 96	26	A	George Washington	58 85					118	A	Northwestern St.	62 71
				33	A	Mississippi St.	43 107					134	A	Texas Tech	55 70
												149	A	Alabama	57 72
												156	A	Southern U.	68 80
												157	A	William & Mary	55 74
												175	A	Tulsa	51 79
												342	H	Alabama A&M	75 56
												346	H	Alabama St.	89 69
												347	A	Nicholls St.	69 65
LAST 12 Division I GAMES:															
156	A	Southern U.	68 80	149	A	Alabama	57 72								
346	H	Alabama St.	89 69	134	A	Texas Tech	55 70								
342	H	Alabama A&M	75 56	118	A	Northwestern St.	62 71								
347	A	Nicholls St.	69 65	7	A	Baylor	42 96								
157	A	William & Mary	55 74	175	A	Tulsa	51 79								
26	A	George Washington	58 85	33	A	Mississippi St.	43 107								

Non-Div I Games: Southern-N.O. 73 61 LSU-Alexandria 106 50

Grambling

Loss, Non-Conf, S Site, H Home A Away N Neutral

## Grand Canyon

Through Games Of Jan. 10, 2016

Average RPI Win:	261	WON-LOST	WINNING	LAST 10	STRENGTH OF	OPP. STRENGTH	TEAM	ADJ.	CONF.	ADJ CONF.
Average RPI Loss:	125	RECORD	PCT. RANK	GAMES	SCHEDULE	OF SCHEDULE	RPI	RPI	RPI	RPI
DIV. I ONLY	5- 10	247	4- 4	215	196	237	237	25	25	
DIV. I NON-CONF.	5- 8	209	4- 4	245	158	242	242	26	26	
TOTALS	RPI 1-25	RPI 26-50	W-L RECORDS	RPI 51-100	RPI 101-150	RPI 150+				
5- 10	0- 1	0- 2	OVERALL	0- 2	1- 2	4- 3				
2- 3	0- 0	0- 0	HOME	0- 1	1- 1	1- 1				
3- 3	0- 0	0- 0	AWAY	0- 0	0- 0	3- 0				
0- 4	0- 1	0- 2	NEUTRAL	0- 0	0- 0	0- 1				
5- 8	0- 1	0- 2	NON-CONFERENCE	0- 2	1- 1	4- 2				
2- 3	0- 0	0- 0	HOME	0- 1	1- 1	1- 1				
3- 1	0- 0	0- 0	AWAY	0- 1	0- 0	3- 0				
0- 4	0- 1	0- 2	NEUTRAL	0- 0	0- 0	0- 1				
0- 2	0- 0	0- 0	CONFERENCE	0- 0	0- 1	0- 1				
0- 0	0- 0	0- 0	HOME	0- 0	0- 0	0- 0				
0- 2	0- 0	0- 0	AWAY	0- 0	0- 1	0- 1				
0- 0	0- 0	0- 0	NEUTRAL	0- 0	0- 0	0- 0				

RPI 1-25				RPI 26-50				RPI 51-100				RPI 101+ Team's RPI: 237			
RPI	S	Opponent	Score	RPI	S	Opponent	Score	RPI	S	Opponent	Score	RPI	S	Opponent	Score
14	N	Southern California	44 75	30	N	Abilene Christian	71 75	69	A	Gonzaga	44 70	103	H	Hawaii	41 74
				42	N	West Virginia	50 68	95	H	UC Riverside	67 85	110	A	New Mexico St.	58 60
												147	H	Oral Roberts	66 64
												155	H	Northern Colo.	69 59
												185	A	UTRGV	28 52
												289	H	South Ala.	56 59
												308	N	Fairleigh Dickinson	68 74
												319	A	UC Irvine	58 53
												340	A	North Dakota St.	76 67
												343	A	Air Force	73 39
LAST 12 Division I GAMES:															
				110	A	New Mexico St.	58 60	289	H	South Ala.	56 59				
				185	A	UTRGV	28 52	319	A	UC Irvine	58 53				
				95	H	UC Riverside	67 85	340	A	North Dakota St.	76 67				
				155	H	Northern Colo.	69 59	343	A	Air Force	73 39				
				42	N	West Virginia	50 68	30	N	Abilene Christian	71 75				
				69	A	Gonzaga	44 70	308	N	Fairleigh Dickinson	68 74				

Non-Div I Games: Western St. 77 40 San Diego Christian 60 40 Arizona Christian 87 54

Grand Canyon

Loss, Non-Conf, S Site, H Home A Away N Neutral

Average RPI Win:	117	WON-LOST	WINNING	LAST 10	STRENGTH OF	OPP. STRENGTH	TEAM	ADJ.	CONF.	ADJ CONF.
Average RPI Loss:	42	RECORD	PCT. RANK	GAMES	SCHEDULE	OF SCHEDULE	RPI	RPI	RPI	RPI
DIV. I ONLY	13- 2	16	10- 0	27	26	11	11	14	14	
DIV. I NON-CONF.	10- 2	33	8- 1	20	7	7	7	14	14	
TOTALS	RPI 1-25	RPI 26-50	W-L RECORDS	RPI 51-100	RPI 101-150	RPI 150+				
13- 2	1- 1	0- 0	OVERALL	6- 1	4- 0	2- 0				
6- 0	1- 0	0- 0	HOME	3- 0	2- 0	0- 0				
6- 0	0- 0	0- 0	AWAY	2- 0	2- 0	2- 0				
1- 2	0- 1	0- 0	NEUTRAL	1- 1	0- 0	0- 0				
10- 2	1- 1	0- 0	NON-CONFERENCE	5- 1	4- 0	0- 0				
6- 0	1- 0	0- 0	HOME	3- 0	2- 0	0- 0				
3- 0	0- 0	0- 0	AWAY	1- 0	2- 0	0- 0				
1- 2	0- 1	0- 0	NEUTRAL	1- 1	0- 0	0- 0				
3- 0	0- 0	0- 0	CONFERENCE	1- 0	0- 0	2- 0				
0- 0	0- 0	0- 0	HOME	0- 0	0- 0	0- 0				
3- 0	0- 0	0- 0	AWAY	1- 0	0- 0	2- 0				
0- 0	0- 0	0- 0	NEUTRAL	0- 0	0- 0	0- 0				

RPI	S	Opponent	Score	RPI	S	Opponent	Score	RPI	S	Opponent	Score	RPI	S	Opponent	Score
16	N	Rutgers	43 54					59	H	Vanderbilt	58 56	124	A	Wisconsin	72 58
17	H	Dayton	68 52					60	N	Tulane	79 58	129	H	Belmont	66 62
								66	H	South Dakota St.	58 57	130	H	Loyola Chicago	65 51
								68	N	Virginia	59 68	142	A	Butler	55 46
								82	A	Youngstown St.	68 60	213	A	Milwaukee	63 42
								85	A	Drake	86 61	315	A	Cleveland St.	66 45
								97	H	Marquette	75 55				
LAST 12 Division I GAMES:															
82	A	Youngstown St.	68 60	129	H	Belmont	66 62								
315	A	Cleveland St.	66 45	66	H	South Dakota St.	58 57								
213	A	Milwaukee	63 42	130	H	Loyola Chicago	65 51								
17	H	Dayton	68 52	124	A	Wisconsin	72 58								
16	N	Rutgers	43 54	142	A	Butler	55 46								
60	N	Tulane	79 58	85	A	Drake	86 61								

Non-Div I Games:

Green Bay

■ Loss, 
 ■ Non-Conf, S Site, 
 ■ Home 
 ■ Away 
 N Neutral



Average RPI Win:	220	WON-LOST	WINNING	LAST 10	STRENGTH OF	OPP. STRENGTH	TEAM	ADJ.	CONF.	ADJ CONF.
Average RPI Loss:	87	RECORD	PCT. RANK	GAMES	SCHEDULE	OF SCHEDULE	RPI	RPI	RPI	RPI
DIV. I ONLY	4- 11	275	4- 6	18	138	141	141	30	30	
DIV. I NON-CONF.	2- 11	306	2- 8	6	137	149	149	30	30	
TOTALS	RPI 1-25	RPI 26-50	W-L RECORDS	RPI 51-100	RPI 101-150	RPI 150+				
4- 11	0- 2	0- 1	OVERALL	0- 4	0- 2	4- 2				
1- 3	0- 0	0- 0	HOME	0- 1	0- 1	1- 1				
1- 8	0- 2	0- 1	AWAY	0- 3	0- 1	1- 1				
2- 0	0- 0	0- 0	NEUTRAL	0- 0	0- 0	2- 0				
2- 11	0- 2	0- 1	NON-CONFERENCE	0- 4	0- 2	2- 2				
0- 3	0- 0	0- 0	HOME	0- 1	0- 1	0- 1				
0- 8	0- 2	0- 1	AWAY	0- 3	0- 1	0- 1				
2- 0	0- 0	0- 0	NEUTRAL	0- 0	0- 0	2- 0				
2- 0	0- 0	0- 0	CONFERENCE	0- 0	0- 0	2- 0				
1- 0	0- 0	0- 0	HOME	0- 0	0- 0	1- 0				
1- 0	0- 0	0- 0	AWAY	0- 0	0- 0	1- 0				
0- 0	0- 0	0- 0	NEUTRAL	0- 0	0- 0	0- 0				

RPI 1-25				RPI 26-50				RPI 51-100				RPI 101+ Team's RPI: 141			
RPI	S	Opponent	Score	RPI	S	Opponent	Score	RPI	S	Opponent	Score	RPI	S	Opponent	Score
4	A	Texas	52 79	31	A	UTEP	54 78	55	A	Washington St.	61 68	107	A	Oregon	51 86
6	A	South Carolina	48 86					61	A	Princeton	55 79	117	H	Drexel	36 57
								77	A	Iowa St.	59 95	179	N	Wake Forest	47 42
								80	H	James Madison	56 68	182	N	Rhode Island	59 54
												188	A	Stetson	59 68
												235	H	Lehigh	56 63
												258	H	Bethune-Cookman	60 45
												259	A	Morgan St.	65 51
LAST 12 Division I GAMES:															
258	H	Bethune-Cookman	60 45	179	N	Wake Forest	47 42	235	H	Lehigh	56 63	6	A	South Carolina	48 86
61	A	Princeton	55 79	259	A	Morgan St.	65 51	117	H	Drexel	36 57	80	H	James Madison	56 68
188	A	Stetson	59 68												
182	N	Rhode Island	59 54												
4	A	Texas	52 79												
31	A	UTEP	54 78												

Non-Div I Games:

Hampton

■ Loss, 
 ■ Non-Conf, 
 ■ S Site, 
 ■ H Home 
 ■ A Away 
 N Neutral

Average RPI Win:	<b>293</b>	WON-LOST	WINNING	LAST 10	STRENGTH OF	OPP. STRENGTH	TEAM	ADJ.	CONF.	ADJ CONF.
Average RPI Loss:	<b>127</b>	RECORD	PCT. RANK	GAMES	SCHEDULE	OF SCHEDULE	RPI	RPI	RPI	RPI
DIV. I ONLY	<b>5- 9</b>	<b>241</b>	<b>2- 8</b>	<b>213</b>	<b>184</b>	<b>234</b>	<b>234</b>	<b>16</b>	<b>16</b>	
DIV. I NON-CONF.	<b>4- 9</b>	<b>245</b>	<b>2- 9</b>	<b>193</b>	<b>170</b>	<b>234</b>	<b>234</b>	<b>17</b>	<b>17</b>	
TOTALS	RPI 1-25	RPI 26-50	W-L RECORDS	RPI 51-100	RPI 101-150	RPI 150+				
5- 9	0- 1	0- 1	OVERALL	0- 3	0- 0	5- 4				
4- 2	0- 1	0- 0	HOME	0- 0	0- 0	4- 1				
1- 7	0- 0	0- 1	AWAY	0- 3	0- 0	1- 3				
0- 0	0- 0	0- 0	NEUTRAL	0- 0	0- 0	0- 0				
4- 9	0- 1	0- 1	NON-CONFERENCE	0- 3	0- 0	4- 4				
3- 2	0- 1	0- 0	HOME	0- 0	0- 0	3- 1				
1- 7	0- 0	0- 1	AWAY	0- 3	0- 0	1- 3				
0- 0	0- 0	0- 0	NEUTRAL	0- 0	0- 0	0- 0				
1- 0	0- 0	0- 0	CONFERENCE	0- 0	0- 0	1- 0				
1- 0	0- 0	0- 0	HOME	0- 0	0- 0	1- 0				
0- 0	0- 0	0- 0	AWAY	0- 0	0- 0	0- 0				
0- 0	0- 0	0- 0	NEUTRAL	0- 0	0- 0	0- 0				

RPI 1-25				RPI 26-50				RPI 51-100				RPI 101+				Team's RPI: 234	
RPI	S	Opponent	Score	RPI	S	Opponent	Score	RPI	S	Opponent	Score	RPI	S	Opponent	Score		
12	H	Arizona St.	29 60	26	A	George Washington	51 82	54	A	Boston College	28 62	193	A	Providence	50 69		
								56	A	FGCU	44 64	200	A	Quinnipiac	69 71		
								63	A	Michigan	47 83	206	H	Cornell	53 50		
												218	A	Massachusetts	57 63		
												286	A	Sacred Heart	68 67		
												307	H	UMass Lowell	72 59		
												322	H	Dartmouth	36 43		
												330	H	Central Conn. St.	49 41		
												338	H	Lafayette	55 50		
LAST 12 Division I GAMES:																	
307	H	UMass Lowell	72 59	12	H	Arizona St.	29 60	322	H	Dartmouth	36 43						
56	A	FGCU	44 64	54	A	Boston College	28 62										
26	A	George Washington	51 82	330	H	Central Conn. St.	49 41										
218	A	Massachusetts	57 63	63	A	Michigan	47 83										
338	H	Lafayette	55 50	193	A	Providence	50 69										
200	A	Quinnipiac	69 71														

Non-Div I Games:

Hartford

■ Loss, 
 ■ Non-Conf, S Site, 
 ■ Home 
 ■ Away 
 N Neutral

Average RPI Win:	238	WON-LOST	WINNING	LAST 10	STRENGTH OF	OPP. STRENGTH	TEAM	ADJ.	CONF.	ADJ CONF.
Average RPI Loss:	108	RECORD	PCT. RANK	GAMES	SCHEDULE	OF SCHEDULE	RPI	RPI	RPI	RPI
DIV. I ONLY	6- 8	201	4- 6	179	154	168	168	12	12	
DIV. I NON-CONF.	5- 8	209	4- 7	166	126	178	178	13	13	
TOTALS	RPI 1-25	RPI 26-50	W-L RECORDS	RPI 51-100	RPI 101-150	RPI 150+				
6- 8	0- 0	0- 2	OVERALL	0- 3	1- 1	5- 2				
2- 2	0- 0	0- 0	HOME	0- 2	0- 0	2- 0				
3- 6	0- 0	0- 2	AWAY	0- 1	0- 1	3- 2				
1- 0	0- 0	0- 0	NEUTRAL	0- 0	1- 0	0- 0				
5- 8	0- 0	0- 2	NON-CONFERENCE	0- 3	1- 1	4- 2				
2- 2	0- 0	0- 0	HOME	0- 2	0- 0	2- 0				
2- 6	0- 0	0- 2	AWAY	0- 1	0- 1	2- 2				
1- 0	0- 0	0- 0	NEUTRAL	0- 0	1- 0	0- 0				
1- 0	0- 0	0- 0	CONFERENCE	0- 0	0- 0	1- 0				
0- 0	0- 0	0- 0	HOME	0- 0	0- 0	0- 0				
1- 0	0- 0	0- 0	AWAY	0- 0	0- 0	1- 0				
0- 0	0- 0	0- 0	NEUTRAL	0- 0	0- 0	0- 0				

RPI 1-25				RPI 26-50				RPI 51-100				RPI 101+ Team's RPI: 168			
RPI	S	Opponent	Score	RPI	S	Opponent	Score	RPI	S	Opponent	Score	RPI	S	Opponent	Score
				37	A	South Fla.	59 86	56	A	FGCU	65 74	114	A	Stony Brook	63 64
				43	A	Chattanooga	58 62	70	H	Eastern Mich.	81 85	120	N	Toledo	76 70
								96	H	Maine	53 64	169	A	Samford	60 54
												182	A	Rhode Island	52 56
												218	H	Massachusetts	67 65
												249	A	Rice	67 61
												263	A	Fairfield	50 67
												322	A	Dartmouth	56 43
												349	H	Boston U.	73 55
LAST 12 Division I GAMES:															
322	A	Dartmouth	56 43	263	A	Fairfield	50 67								
43	A	Chattanooga	58 62	70	H	Eastern Mich.	81 85								
169	A	Samford	60 54	56	A	FGCU	65 74								
114	A	Stony Brook	63 64	37	A	South Fla.	59 86								
120	N	Toledo	76 70	249	A	Rice	67 61								
182	A	Rhode Island	52 56	349	H	Boston U.	73 55								

Non-Div I Games:

Harvard

  Loss, 
  Non-Conf, 
  S Site, 
  H Home 
  A Away 
N Neutral

Average RPI Win:	226	WON-LOST	WINNING	LAST 10	STRENGTH OF	OPP. STRENGTH	TEAM	ADJ.	CONF.	ADJ CONF.
Average RPI Loss:	51	RECORD	PCT. RANK	GAMES	SCHEDULE	OF SCHEDULE	RPI	RPI	RPI	RPI
DIV. I ONLY	8- 7	151	4- 6	74	82	103	103	19	19	
DIV. I NON-CONF.	7- 6	156	4- 6	105	44	123	123	20	20	
TOTALS	RPI 1-25	RPI 26-50	W-L RECORDS	RPI 51-100	RPI 101-150	RPI 150+				
8- 7	0- 3	0- 1	OVERALL	0- 2	1- 0	7- 1				
2- 4	0- 2	0- 0	HOME	0- 2	0- 0	2- 0				
6- 1	0- 0	0- 0	AWAY	0- 0	1- 0	5- 1				
0- 2	0- 1	0- 1	NEUTRAL	0- 0	0- 0	0- 0				
7- 6	0- 3	0- 1	NON-CONFERENCE	0- 2	0- 0	7- 0				
2- 4	0- 2	0- 0	HOME	0- 2	0- 0	2- 0				
5- 0	0- 0	0- 0	AWAY	0- 0	0- 0	5- 0				
0- 2	0- 1	0- 1	NEUTRAL	0- 0	0- 0	0- 0				
1- 1	0- 0	0- 0	CONFERENCE	0- 0	1- 0	0- 1				
0- 0	0- 0	0- 0	HOME	0- 0	0- 0	0- 0				
1- 1	0- 0	0- 0	AWAY	0- 0	1- 0	0- 1				
0- 0	0- 0	0- 0	NEUTRAL	0- 0	0- 0	0- 0				

RPI 1-25				RPI 26-50				RPI 51-100				RPI 101+ Team's RPI: 103			
RPI	S	Opponent	Score	RPI	S	Opponent	Score	RPI	S	Opponent	Score	RPI	S	Opponent	Score
6	H	South Carolina	51 67	32	N	Texas A&M	41 82	53	H	Penn	54 64	104	A	Long Beach St.	67 55
9	N	BYU	56 67					55	H	Washington St.	52 62	187	A	UC Davis	58 60
12	H	Arizona St.	49 75									208	A	Sacramento St.	74 72
												229	A	Northern Ariz.	61 52
												237	A	Grand Canyon	74 41
												246	H	Loyola Marymount	65 51
												248	A	San Jose St.	76 73
												268	A	CSU Bakersfield	65 55
												268	H	CSU Bakersfield	74 60
LAST 12 Division I GAMES:															
187	A	UC Davis	58 60	248	A	San Jose St.	76 73								
104	A	Long Beach St.	67 55	208	A	Sacramento St.	74 72								
53	H	Penn	54 64	32	N	Texas A&M	41 82								
268	A	CSU Bakersfield	65 55	9	N	BYU	56 67								
268	H	CSU Bakersfield	74 60	6	H	South Carolina	51 67								
55	H	Washington St.	52 62	12	H	Arizona St.	49 75								

Non-Div I Games:

Hawaii

■ Loss, 
■ Non-Conf, S Site, 
■ Home 
■ Away 
N Neutral

Average RPI Win:	263	WON-LOST	WINNING	LAST 10	STRENGTH OF	OPP. STRENGTH	TEAM	ADJ.	CONF.	ADJ CONF.
Average RPI Loss:	167	RECORD	PCT. RANK	GAMES	SCHEDULE	OF SCHEDULE	RPI	RPI	RPI	RPI
DIV. I ONLY	2- 11	319	2- 8	161	289	302	302	26	26	
DIV. I NON-CONF.	0- 8	338	0- 7	48	167	278	278	27	27	
TOTALS	RPI 1-25	RPI 26-50	W-L RECORDS	RPI 51-100	RPI 101-150	RPI 150+				
2- 11	0- 0	0- 1	OVERALL	0- 3	0- 1	2- 6				
2- 3	0- 0	0- 0	HOME	0- 1	0- 0	2- 2				
0- 6	0- 0	0- 1	AWAY	0- 2	0- 0	0- 3				
0- 2	0- 0	0- 0	NEUTRAL	0- 0	0- 1	0- 1				
0- 8	0- 0	0- 1	NON-CONFERENCE	0- 3	0- 1	0- 3				
0- 2	0- 0	0- 0	HOME	0- 1	0- 0	0- 1				
0- 4	0- 0	0- 1	AWAY	0- 2	0- 0	0- 1				
0- 2	0- 0	0- 0	NEUTRAL	0- 0	0- 1	0- 1				
2- 3	0- 0	0- 0	CONFERENCE	0- 0	0- 0	2- 3				
2- 1	0- 0	0- 0	HOME	0- 0	0- 0	2- 1				
0- 2	0- 0	0- 0	AWAY	0- 0	0- 0	0- 2				
0- 0	0- 0	0- 0	NEUTRAL	0- 0	0- 0	0- 0				

RPI S	Opponent	Score	RPI S	Opponent	Score	RPI S	Opponent	Score	RPI S	Opponent	Score	Team's RPI: 302
45	A Maryland	50 105	65	A North Carolina St.	48 89	116	N Georgia Tech	61 81				
			71	A Elon	69 80	191	N UAB	46 56				
			90	H VCU	39 69	221	H Davidson	60 62				
						222	H Radford	71 66				
						231	A Gardner-Webb	70 82				
						244	A Presbyterian	70 82				
						261	A UNCG	72 82				
						301	H Charleston So.	62 64				
						304	H Longwood	79 68				
LAST 12 Division I GAMES:												
231	A Gardner-Webb	70 82	90	H VCU	39 69							
301	H Charleston So.	62 64	222	H Radford	71 66							
244	A Presbyterian	70 82	304	H Longwood	79 68							
71	A Elon	69 80	116	N Georgia Tech	61 81							
261	A UNCG	72 82	191	N UAB	46 56							
45	A Maryland	50 105	221	H Davidson	60 62							

Non-Div I Games: Greensboro 82 49

High Point

■ Loss, 
 ■ Non-Conf, 
 ■ S Site, 
 ■ H Home 
 ■ A Away 
 N Neutral

# Hofstra

Through Games Of Jan. 10, 2016

Average RPI Win:	199	WON-LOST	WINNING	LAST 10	STRENGTH OF	OPP. STRENGTH	TEAM	ADJ.	CONF.	ADJ CONF.
Average RPI Loss:	101	RECORD	PCT. RANK	GAMES	SCHEDULE	OF SCHEDULE	RPI	RPI	RPI	RPI
DIV. I ONLY	11- 3	41	7- 3	199	121	74	74	13	13	
DIV. I NON-CONF.	9- 2	37	7- 2	215	127	71	71	12	12	
TOTALS	RPI 1-25	RPI 26-50	W-L RECORDS	RPI 51-100	RPI 101-150	RPI 150+				
11- 3	0- 1	0- 0	OVERALL	2- 1	1- 0	8- 1				
5- 0	0- 0	0- 0	HOME	2- 0	1- 0	2- 0				
5- 2	0- 0	0- 0	AWAY	0- 1	0- 0	5- 1				
1- 1	0- 1	0- 0	NEUTRAL	0- 0	0- 0	1- 0				
9- 2	0- 1	0- 0	NON-CONFERENCE	2- 0	1- 0	6- 1				
4- 0	0- 0	0- 0	HOME	2- 0	1- 0	1- 0				
4- 1	0- 0	0- 0	AWAY	0- 0	0- 0	4- 1				
1- 1	0- 1	0- 0	NEUTRAL	0- 0	0- 0	1- 0				
2- 1	0- 0	0- 0	CONFERENCE	0- 1	0- 0	2- 0				
1- 0	0- 0	0- 0	HOME	0- 0	0- 0	1- 0				
1- 1	0- 0	0- 0	AWAY	0- 1	0- 0	1- 0				
0- 0	0- 0	0- 0	NEUTRAL	0- 0	0- 0	0- 0				

RPI S	Opponent	Score	RPI S	Opponent	Score	RPI S	Opponent	Score	RPI S	Opponent	Score
15 N	Oregon St.	50 73				51 H	Saint Joseph's	75 62	114 H	Stony Brook	71 66
						71 A	Elon	60 61	186 A	Col. of Charleston	62 58
						83 H	Buffalo	79 36	199 A	American	60 51
									216 H	Delaware	58 49
									218 A	Massachusetts	56 57
									232 A	Marist	71 67
									242 H	Navy	65 63
									263 A	Fairfield	67 53
									293 A	Delaware St.	66 49
									305 N	Coastal Caro.	82 40
LAST 12 Division I GAMES:											
186 A	Col. of Charleston	62 58	232 A	Marist	71 67						
71 A	Elon	60 61	218 A	Massachusetts	56 57						
216 H	Delaware	58 49	51 H	Saint Joseph's	75 62						
293 A	Delaware St.	66 49	83 H	Buffalo	79 36						
263 A	Fairfield	67 53	305 N	Coastal Caro.	82 40						
199 A	American	60 51	15 N	Oregon St.	50 73						

Non-Div I Games:

Hofstra

Loss, Non-Conf, S Site, H Home A Away N Neutral

# Holy Cross

Through Games Of Jan. 10, 2016

Average RPI Win:	272	WON-LOST	WINNING	LAST 10	STRENGTH OF	OPP. STRENGTH	TEAM	ADJ.	CONF.	ADJ CONF.
Average RPI Loss:	184	RECORD	PCT. RANK	GAMES	SCHEDULE	OF SCHEDULE	RPI	RPI	RPI	RPI
DIV. I ONLY	6- 9	219	6- 4	312	276	273	273	29	29	
DIV. I NON-CONF.	3- 8	258	3- 5	294	247	322	322	29	29	
TOTALS	RPI 1-25	RPI 26-50	W-L RECORDS	RPI 51-100	RPI 101-150	RPI 150+				
6- 9	0- 0	0- 0	OVERALL	0- 1	0- 2	6- 6				
4- 3	0- 0	0- 0	HOME	0- 0	0- 1	4- 2				
2- 6	0- 0	0- 0	AWAY	0- 1	0- 1	2- 4				
0- 0	0- 0	0- 0	NEUTRAL	0- 0	0- 0	0- 0				
3- 8	0- 0	0- 0	NON-CONFERENCE	0- 1	0- 1	3- 6				
3- 2	0- 0	0- 0	HOME	0- 0	0- 0	3- 2				
0- 6	0- 0	0- 0	AWAY	0- 1	0- 1	0- 4				
0- 0	0- 0	0- 0	NEUTRAL	0- 0	0- 0	0- 0				
3- 1	0- 0	0- 0	CONFERENCE	0- 0	0- 1	3- 0				
1- 1	0- 0	0- 0	HOME	0- 0	0- 1	1- 0				
2- 0	0- 0	0- 0	AWAY	0- 0	0- 0	2- 0				
0- 0	0- 0	0- 0	NEUTRAL	0- 0	0- 0	0- 0				

RPI S	Opponent	Score	RPI S	Opponent	Score	RPI S	Opponent	Score	RPI S	Opponent	Score	Team's RPI: 273
						54	A Boston College	51 60	112	H Bucknell	51 58	
									125	A Yale	59 69	
									154	A Pittsburgh	50 56	
									162	A Penn St.	82 86	
									200	A Quinnipiac	61 74	
									218	H Massachusetts	60 74	
									228	H Manhattan	58 44	
									239	H Bryant	65 64	
									242	H Navy	57 49	
									282	A Colgate	80 71	
									291	H Vermont	77 63	
									307	A UMass Lowell	67 75	
									322	H Dartmouth	54 60	
									349	A Boston U.	60 41	
LAST 12 Division I GAMES:												
112	H Bucknell	51 58	322	H Dartmouth	54 60							
282	A Colgate	80 71	228	H Manhattan	58 44							
242	H Navy	57 49	307	A UMass Lowell	67 75							
349	A Boston U.	60 41	154	A Pittsburgh	50 56							
125	A Yale	59 69	291	H Vermont	77 63							
200	A Quinnipiac	61 74	239	H Bryant	65 64							

Non-Div I Games:

Holy Cross

Average RPI Win:	268	WON-LOST	WINNING	LAST 10	STRENGTH OF	OPP. STRENGTH	TEAM	ADJ.	CONF.	ADJ CONF.
Average RPI Loss:	101	RECORD	PCT. RANK	GAMES	SCHEDULE	OF SCHEDULE	RPI	RPI	RPI	RPI
DIV. I ONLY	4- 12	281	3- 7	83	136	207	207	7	7	
DIV. I NON-CONF.	4- 7	222	3- 4	179	208	212	212	7	7	
TOTALS	RPI 1-25	RPI 26-50	W-L RECORDS	RPI 51-100	RPI 101-150	RPI 150+				
4- 12	0- 2	0- 1	OVERALL	0- 3	0- 2	4- 4				
1- 6	0- 1	0- 0	HOME	0- 1	0- 2	1- 2				
3- 3	0- 0	0- 0	AWAY	0- 1	0- 0	3- 2				
0- 3	0- 1	0- 1	NEUTRAL	0- 1	0- 0	0- 0				
4- 7	0- 1	0- 1	NON-CONFERENCE	0- 1	0- 1	4- 3				
1- 3	0- 0	0- 0	HOME	0- 0	0- 1	1- 2				
3- 1	0- 0	0- 0	AWAY	0- 0	0- 0	3- 1				
0- 3	0- 1	0- 1	NEUTRAL	0- 1	0- 0	0- 0				
0- 5	0- 1	0- 0	CONFERENCE	0- 2	0- 1	0- 1				
0- 3	0- 1	0- 0	HOME	0- 1	0- 1	0- 0				
0- 2	0- 0	0- 0	AWAY	0- 1	0- 0	0- 1				
0- 0	0- 0	0- 0	NEUTRAL	0- 0	0- 0	0- 0				

RPI 1-25				RPI 26-50				RPI 51-100				RPI 101+ Team's RPI: 207			
RPI	S	Opponent	Score	RPI	S	Opponent	Score	RPI	S	Opponent	Score	RPI	S	Opponent	Score
2	H	UConn	37 76	26	N	George Washington	78 82	60	A	Tulane	48 70	104	H	Long Beach St.	41 47
22	N	Iowa	50 64					87	N	Wright St.	61 75	135	H	SMU	48 50
								98	H	Temple	66 75	152	H	UNLV	60 63
												153	A	Memphis	57 74
												159	H	La.-Lafayette	52 51
												185	H	UTRGV	45 55
												186	A	Col. of Charleston	48 55
												249	A	Rice	62 59
												326	A	A&M-Corpus Christi	76 73
												336	A	Incarnate Word	67 51
LAST 12 Division I GAMES:															
135	H	SMU	48 50	60	A	Tulane	48 70	185	H	UTRGV	45 55				
2	H	UConn	37 76	326	A	A&M-Corpus Christi	76 73	152	H	UNLV	60 63				
153	A	Memphis	57 74	336	A	Incarnate Word	67 51	249	A	Rice	62 59				
98	H	Temple	66 75												
22	N	Iowa	50 64												
87	N	Wright St.	61 75												

Non-Div I Games:

Houston

  Loss, 
  Non-Conf, S Site, 
  H Home 
  A Away 
N Neutral



Average RPI Win: 290		WON-LOST	WINNING	LAST 10	STRENGTH OF	OPP. STRENGTH	TEAM	ADJ.	CONF.	ADJ CONF.
Average RPI Loss: 141		RECORD	PCT. RANK	GAMES	SCHEDULE	OF SCHEDULE	RPI	RPI	RPI	RPI
DIV. I ONLY		4- 7	237	3- 5	255	268	260	260	27	27
DIV. I NON-CONF.		2- 5	253	2- 3	155	288	223	223	25	25
TOTALS	RPI 1-25	RPI 26-50		W-L RECORDS		RPI 51-100	RPI 101-150	RPI 150+		
4- 7	0- 0	0- 1		OVERALL		0- 0	0- 3	4- 3		
2- 3	0- 0	0- 0		HOME		0- 0	0- 2	2- 1		
1- 4	0- 0	0- 1		AWAY		0- 0	0- 1	1- 2		
1- 0	0- 0	0- 0		NEUTRAL		0- 0	0- 0	1- 0		
2- 5	0- 0	0- 1		NON-CONFERENCE		0- 0	0- 1	2- 3		
0- 2	0- 0	0- 0		HOME		0- 0	0- 1	0- 1		
1- 3	0- 0	0- 1		AWAY		0- 0	0- 0	1- 2		
1- 0	0- 0	0- 0		NEUTRAL		0- 0	0- 0	1- 0		
2- 2	0- 0	0- 0		CONFERENCE		0- 0	0- 2	2- 0		
2- 1	0- 0	0- 0		HOME		0- 0	0- 1	2- 0		
0- 1	0- 0	0- 0		AWAY		0- 0	0- 1	0- 0		
0- 0	0- 0	0- 0		NEUTRAL		0- 0	0- 0	0- 0		

RPI 1-25				RPI 26-50				RPI 51-100				RPI 101+				Team's RPI: 260	
RPI	S	Opponent	Score	RPI	S	Opponent	Score	RPI	S	Opponent	Score	RPI	S	Opponent	Score		
				31	A	UTEP	63 98					118	A	Northwestern St.	44 55		
												122	H	McNeese St.	64 71		
												137	H	Texas-Arlington	40 64		
												158	H	Texas St.	66 71		
												165	A	New Mexico	57 65		
												256	A	UTSA	50 79		
												266	N	Omaha	64 51		
												269	A	Texas Southern	77 65		
												279	H	Southeastern La.	64 56		
												347	H	Nicholls St.	80 71		
LAST 12 Division I GAMES:																	
				279	H	Southeastern La.	64 56	137	H	Texas-Arlington	40 64						
				347	H	Nicholls St.	80 71	158	H	Texas St.	66 71						
				122	H	McNeese St.	64 71	269	A	Texas Southern	77 65						
				118	A	Northwestern St.	44 55	256	A	UTSA	50 79						
				165	A	New Mexico	57 65	266	N	Omaha	64 51						
								31	A	UTEP	63 98						

Non-Div I Games:	Trinity (TX)	60	46	Huston-Tillotson	96	65	Paul Quinn	95	42
------------------	--------------	----	----	------------------	----	----	------------	----	----

Houston Baptist

■ Loss, ■ Non-Conf, S Site, H Home A Away N Neutral

Average RPI Win: <b>293</b>	WON-LOST	WINNING	LAST 10	STRENGTH OF	OPP. STRENGTH	TEAM	ADJ.	CONF.	ADJ CONF.
Average RPI Loss: <b>168</b>	RECORD	PCT. RANK	GAMES	SCHEDULE	OF SCHEDULE	RPI	RPI	RPI	RPI
DIV. I ONLY	3- 13	314	3- 7	187	317	272	272	30	30
DIV. I NON-CONF.	2- 11	306	2- 7	100	311	265	265	30	30
TOTALS	RPI 1-25	RPI 26-50	W-L RECORDS	RPI 51-100	RPI 101-150	RPI 150+			
3- 13	0- 1	0- 1	OVERALL	0- 2	0- 1	3- 8			
1- 4	0- 0	0- 0	HOME	0- 0	0- 0	1- 4			
2- 8	0- 1	0- 0	AWAY	0- 2	0- 1	2- 3			
0- 1	0- 0	0- 0	NEUTRAL	0- 0	0- 0	0- 1			
2- 11	0- 1	0- 1	NON-CONFERENCE	0- 2	0- 1	2- 6			
1- 3	0- 0	0- 0	HOME	0- 0	0- 0	1- 3			
1- 7	0- 1	0- 1	AWAY	0- 2	0- 1	1- 2			
0- 1	0- 0	0- 0	NEUTRAL	0- 0	0- 0	0- 1			
1- 2	0- 0	0- 0	CONFERENCE	0- 0	0- 0	1- 2			
0- 1	0- 0	0- 0	HOME	0- 0	0- 0	0- 1			
1- 1	0- 0	0- 0	AWAY	0- 0	0- 0	1- 1			
0- 0	0- 0	0- 0	NEUTRAL	0- 0	0- 0	0- 0			

RPI 1-25				RPI 26-50				RPI 51-100				RPI 101+ Team's RPI: 272			
RPI	S	Opponent	Score	RPI	S	Opponent	Score	RPI	S	Opponent	Score	RPI	S	Opponent	Score
23	A	Duquesne	62 <b>86</b>	35	A	Syracuse	48 <b>97</b>	72	A	Arizona	28 <b>65</b>	143	A	Xavier	47 <b>70</b>
								81	A	Northwestern	49 <b>89</b>	151	N	Mercer	53 <b>70</b>
												164	H	Coppin St.	67 <b>83</b>
												189	H	Old Dominion	64 <b>83</b>
												206	H	Cornell	76 74
												209	A	Ill.-Chicago	48 <b>75</b>
												255	A	Georgia St.	58 <b>65</b>
												267	A	N.C. A&T	70 <b>88</b>
												290	H	La Salle	68 <b>71</b>
												311	H	LIU Brooklyn	72 <b>89</b>
												324	A	Mt. St. Mary's	62 49
												348	A	N.C. Central	68 61
LAST 12 Division I GAMES:															
164	H	Coppin St.	67 <b>83</b>	324	A	Mt. St. Mary's	62 49								
206	H	Cornell	76 74	348	A	N.C. Central	68 61								
35	A	Syracuse	48 <b>97</b>	267	A	N.C. A&T	70 <b>88</b>								
143	A	Xavier	47 <b>70</b>	290	H	La Salle	68 <b>71</b>								
189	H	Old Dominion	64 <b>83</b>	151	N	Mercer	53 <b>70</b>								
23	A	Duquesne	62 <b>86</b>	255	A	Georgia St.	58 <b>65</b>								

Non-Div I Games:

Howard

Average RPI Win:	330	WON-LOST	WINNING	LAST 10	STRENGTH OF	OPP. STRENGTH	TEAM	ADJ.	CONF.	ADJ CONF.
Average RPI Loss:	184	RECORD	PCT. RANK	GAMES	SCHEDULE	OF SCHEDULE	RPI	RPI	RPI	RPI
DIV. I ONLY	2- 12	324	1- 9	260	310	333	333	22	22	
DIV. I NON-CONF.	2- 9	296	1- 8	247	299	326	326	24	24	
TOTALS	RPI 1-25	RPI 26-50	W-L RECORDS	RPI 51-100	RPI 101-150	RPI 150+				
2- 12	0- 0	0- 1	OVERALL	0- 2	0- 0	2- 9				
2- 5	0- 0	0- 0	HOME	0- 2	0- 0	2- 3				
0- 7	0- 0	0- 1	AWAY	0- 0	0- 0	0- 6				
0- 0	0- 0	0- 0	NEUTRAL	0- 0	0- 0	0- 0				
2- 9	0- 0	0- 1	NON-CONFERENCE	0- 2	0- 0	2- 6				
2- 3	0- 0	0- 0	HOME	0- 2	0- 0	2- 1				
0- 6	0- 0	0- 1	AWAY	0- 0	0- 0	0- 5				
0- 0	0- 0	0- 0	NEUTRAL	0- 0	0- 0	0- 0				
0- 3	0- 0	0- 0	CONFERENCE	0- 0	0- 0	0- 3				
0- 2	0- 0	0- 0	HOME	0- 0	0- 0	0- 2				
0- 1	0- 0	0- 0	AWAY	0- 0	0- 0	0- 1				
0- 0	0- 0	0- 0	NEUTRAL	0- 0	0- 0	0- 0				

RPI 1-25				RPI 26-50				RPI 51-100				RPI 101+				Team's RPI: 333	
RPI	S	Opponent	Score	RPI	S	Opponent	Score	RPI	S	Opponent	Score	RPI	S	Opponent	Score		
				47	A	Ohio	52 79	73	H	Indiana	72 79	160	H	IUPUI	50 69		
								99	H	Western Mich.	48 70	171	A	Northern Ky.	64 77		
												183	A	Detroit	63 64		
												213	A	Milwaukee	60 73		
												225	A	Oakland	74 81		
												247	H	USC Upstate	81 84		
												251	H	Western Ill.	74 78		
												263	A	Fairfield	62 74		
												271	A	Denver	50 53		
												325	H	Kent St.	86 68		
												335	H	Chicago St.	62 51		
LAST 12 Division I GAMES:																	
				271	A	Denver	50 53	263	A	Fairfield	62 74						
				251	H	Western Ill.	74 78	335	H	Chicago St.	62 51						
				160	H	IUPUI	50 69	183	A	Detroit	63 64						
				213	A	Milwaukee	60 73	171	A	Northern Ky.	64 77						
				225	A	Oakland	74 81	47	A	Ohio	52 79						
				73	H	Indiana	72 79	99	H	Western Mich.	48 70						

Non-Div I Games: Trine 82 62 Grace (IN) 91 39

IPFW

Loss, Non-Conf, S Site, H Home A Away N Neutral

Average RPI Win:	206	WON-LOST	WINNING	LAST 10	STRENGTH OF	OPP. STRENGTH	TEAM	ADJ.	CONF.	ADJ CONF.
Average RPI Loss:	165	RECORD	PCT. RANK	GAMES	SCHEDULE	OF SCHEDULE	RPI	RPI	RPI	RPI
DIV. I ONLY	9- 5	105	6- 4	293	166	160	160	22	22	
DIV. I NON-CONF.	7- 4	110	5- 3	255	123	141	141	24	24	
TOTALS	RPI 1-25	RPI 26-50	W-L RECORDS	RPI 51-100	RPI 101-150	RPI 150+				
9- 5	0- 0	0- 1	OVERALL	2- 0	1- 2	6- 2				
3- 2	0- 0	0- 0	HOME	1- 0	1- 2	1- 0				
5- 3	0- 0	0- 1	AWAY	1- 0	0- 0	4- 2				
1- 0	0- 0	0- 0	NEUTRAL	0- 0	0- 0	1- 0				
7- 4	0- 0	0- 1	NON-CONFERENCE	2- 0	1- 1	4- 2				
3- 1	0- 0	0- 0	HOME	1- 0	1- 1	1- 0				
3- 3	0- 0	0- 1	AWAY	1- 0	0- 0	2- 2				
1- 0	0- 0	0- 0	NEUTRAL	0- 0	0- 0	1- 0				
2- 1	0- 0	0- 0	CONFERENCE	0- 0	0- 1	2- 0				
0- 1	0- 0	0- 0	HOME	0- 0	0- 1	0- 0				
2- 0	0- 0	0- 0	AWAY	0- 0	0- 0	2- 0				
0- 0	0- 0	0- 0	NEUTRAL	0- 0	0- 0	0- 0				

RPI 1-25				RPI 26-50				RPI 51-100				RPI 101+				Team's RPI: 160	
RPI	S	Opponent	Score	RPI	S	Opponent	Score	RPI	S	Opponent	Score	RPI	S	Opponent	Score		
				28	A	Louisville	61 70	90	H	VCU	70 69	116	H	Georgia Tech	50 60		
								97	A	Marquette	60 55	129	H	Belmont	62 59		
												147	H	Oral Roberts	47 52		
												167	A	SIUE	85 67		
												196	A	North Texas	67 68		
												240	N	Stephen F. Austin	62 55		
												251	A	Western Ill.	68 60		
												262	H	Indiana St.	68 43		
												288	A	Evansville	68 62		
												333	A	IPFW	69 50		
												339	A	Eastern Ill.	71 77		
LAST 12 Division I GAMES:																	
				251	A	Western Ill.	68 60					129	H	Belmont	62 59		
				147	H	Oral Roberts	47 52					28	A	Louisville	61 70		
				333	A	IPFW	69 50					167	A	SIUE	85 67		
				288	A	Evansville	68 62					196	A	North Texas	67 68		
				116	H	Georgia Tech	50 60					240	N	Stephen F. Austin	62 55		
				90	H	VCU	70 69					262	H	Indiana St.	68 43		

Non-Div I Games: Oakland City 104 30 Ind.-Southeast 99 50

IUPUI

Loss, Non-Conf, S Site, H Home A Away N Neutral

## Idaho

Through Games Of Jan. 10, 2016

Average RPI Win:	196	WON-LOST	WINNING	LAST 10	STRENGTH OF	OPP. STRENGTH	TEAM	ADJ.	CONF.	ADJ CONF.
Average RPI Loss:	81	RECORD	PCT. RANK	GAMES	SCHEDULE	OF SCHEDULE	RPI	RPI	RPI	RPI
DIV. I ONLY	8- 5	115	4- 4	104	97	119	119	18	18	
DIV. I NON-CONF.	6- 4	124	3- 4	80	87	104	104	19	19	
TOTALS	RPI 1-25	RPI 26-50	W-L RECORDS	RPI 51-100	RPI 101-150	RPI 150+				
8- 5	0- 2	0- 1	OVERALL	1- 0	0- 1	7- 1				
6- 2	0- 0	0- 1	HOME	0- 0	0- 0	6- 1				
0- 2	0- 1	0- 0	AWAY	0- 0	0- 1	0- 0				
2- 1	0- 1	0- 0	NEUTRAL	1- 0	0- 0	1- 0				
6- 4	0- 2	0- 1	NON-CONFERENCE	1- 0	0- 1	5- 0				
4- 1	0- 0	0- 1	HOME	0- 0	0- 0	4- 0				
0- 2	0- 1	0- 0	AWAY	0- 0	0- 1	0- 0				
2- 1	0- 1	0- 0	NEUTRAL	1- 0	0- 0	1- 0				
2- 1	0- 0	0- 0	CONFERENCE	0- 0	0- 0	2- 1				
2- 1	0- 0	0- 0	HOME	0- 0	0- 0	2- 1				
0- 0	0- 0	0- 0	AWAY	0- 0	0- 0	0- 0				
0- 0	0- 0	0- 0	NEUTRAL	0- 0	0- 0	0- 0				

RPI 1-25				RPI 26-50				RPI 51-100				RPI 101+ Team's RPI: 119			
RPI	S	Opponent	Score	RPI	S	Opponent	Score	RPI	S	Opponent	Score	RPI	S	Opponent	Score
15	A	Oregon St.	44 69	30	H	Abilene Christian	59 71	77	N	Iowa St.	97 65	134	A	Texas Tech	62 78
25	N	Duke	68 74									155	H	Northern Colo.	66 56
												158	N	Texas St.	75 55
												190	H	Wyoming	61 57
												203	H	Eastern Wash.	66 74
												215	H	Seattle	64 60
												220	H	North Dakota	92 65
												275	H	CSUN	106 50
												280	H	UC Santa Barbara	64 42
LAST 12 Division I GAMES:															
203	H	Eastern Wash.	66 74	134	A	Texas Tech	62 78								
155	H	Northern Colo.	66 56	190	H	Wyoming	61 57								
220	H	North Dakota	92 65	77	N	Iowa St.	97 65								
30	H	Abilene Christian	59 71	158	N	Texas St.	75 55								
15	A	Oregon St.	44 69	25	N	Duke	68 74								
275	H	CSUN	106 50	215	H	Seattle	64 60								

Non-Div I Games: Carroll (MT) 75 47 Northwest Chrst. 71 48

Idaho

Loss, Non-Conf, S Site, H Home A Away N Neutral

Average RPI Win:	201	WON-LOST	WINNING	LAST 10	STRENGTH OF	OPP. STRENGTH	TEAM	ADJ.	CONF.	ADJ CONF.
Average RPI Loss:	113	RECORD	PCT. RANK	GAMES	SCHEDULE	OF SCHEDULE	RPI	RPI	RPI	RPI
DIV. I ONLY	5- 7	213	0- 1	73	155	123	123	18	18	
DIV. I NON-CONF.	5- 4	139	0- 1	43	150	52	52	19	19	
TOTALS	RPI 1-25	RPI 26-50	W-L RECORDS	RPI 51-100	RPI 101-150	RPI 150+				
5- 7	0- 1	0- 1	OVERALL	0- 1	0- 2	5- 2				
2- 1	0- 0	0- 0	HOME	0- 0	0- 1	2- 0				
2- 6	0- 1	0- 1	AWAY	0- 1	0- 1	2- 2				
1- 0	0- 0	0- 0	NEUTRAL	0- 0	0- 0	1- 0				
5- 4	0- 1	0- 1	NON-CONFERENCE	0- 1	0- 1	5- 0				
2- 0	0- 0	0- 0	HOME	0- 0	0- 0	2- 0				
2- 4	0- 1	0- 1	AWAY	0- 1	0- 1	2- 0				
1- 0	0- 0	0- 0	NEUTRAL	0- 0	0- 0	1- 0				
0- 3	0- 0	0- 0	CONFERENCE	0- 0	0- 1	0- 2				
0- 1	0- 0	0- 0	HOME	0- 0	0- 1	0- 0				
0- 2	0- 0	0- 0	AWAY	0- 0	0- 0	0- 2				
0- 0	0- 0	0- 0	NEUTRAL	0- 0	0- 0	0- 0				

RPI 1-25				RPI 26-50				RPI 51-100				RPI 101+ Team's RPI: 123			
RPI	S	Opponent	Score	RPI	S	Opponent	Score	RPI	S	Opponent	Score	RPI	S	Opponent	Score
21	A	Michigan St.	60 79	31	A	UTEP	54 67	81	A	Northwestern	36 72	134	A	Texas Tech	64 79
												150	H	Weber St.	46 61
												155	A	Northern Colo.	47 48
												174	A	Boise St.	80 77
												184	N	Southeast Mo. St.	65 64
												212	H	Utah St.	81 67
												215	H	Seattle	83 67
												219	A	Utah Valley	56 47
												220	A	North Dakota	42 45
LAST 12 Division I GAMES:															
				31	A	UTEP	54 67	174	A	Boise St.	80 77				
				220	A	North Dakota	42 45	212	H	Utah St.	81 67				
				155	A	Northern Colo.	47 48	215	H	Seattle	83 67				
				150	H	Weber St.	46 61	184	N	Southeast Mo. St.	65 64				
				219	A	Utah Valley	56 47	134	A	Texas Tech	64 79				
				81	A	Northwestern	36 72	21	A	Michigan St.	60 79				

Non-Div I Games: Colo. Christian 82 56 Montana Tech 82 55

Idaho St.

Loss, Non-Conf, S Site, H Home A Away N Neutral

Average RPI Win:	279	WON-LOST	WINNING	LAST 10	STRENGTH OF	OPP. STRENGTH	TEAM	ADJ.	CONF.	ADJ CONF.
Average RPI Loss:	134	RECORD	PCT. RANK	GAMES	SCHEDULE	OF SCHEDULE	RPI	RPI	RPI	RPI
DIV. I ONLY	9- 6	120	5- 5	316	261	209	209	14	14	
DIV. I NON-CONF.	9- 2	37	7- 1	341	257	179	179	14	14	
TOTALS	RPI 1-25	RPI 26-50	W-L RECORDS	RPI 51-100	RPI 101-150	RPI 150+				
9- 6	0- 1	0- 0	OVERALL	0- 1	1- 1	8- 3				
4- 3	0- 0	0- 0	HOME	0- 0	1- 1	3- 2				
5- 3	0- 1	0- 0	AWAY	0- 1	0- 0	5- 1				
0- 0	0- 0	0- 0	NEUTRAL	0- 0	0- 0	0- 0				
9- 2	0- 1	0- 0	NON-CONFERENCE	0- 0	1- 1	8- 0				
4- 1	0- 0	0- 0	HOME	0- 0	1- 1	3- 0				
5- 1	0- 1	0- 0	AWAY	0- 0	0- 0	5- 0				
0- 0	0- 0	0- 0	NEUTRAL	0- 0	0- 0	0- 0				
0- 4	0- 0	0- 0	CONFERENCE	0- 1	0- 0	0- 3				
0- 2	0- 0	0- 0	HOME	0- 0	0- 0	0- 2				
0- 2	0- 0	0- 0	AWAY	0- 1	0- 0	0- 1				
0- 0	0- 0	0- 0	NEUTRAL	0- 0	0- 0	0- 0				

RPI 1-25				RPI 26-50				RPI 51-100				RPI 101+ Team's RPI: 209			
RPI	S	Opponent	Score	RPI	S	Opponent	Score	RPI	S	Opponent	Score	RPI	S	Opponent	Score
19	A	Purdue	51 62					87	A	Wright St.	62 73	111	H	Central Mich.	66 63
												120	H	Toledo	51 60
												171	A	Northern Ky.	53 55
												183	H	Detroit	80 89
												225	H	Oakland	76 78
												251	A	Western Ill.	78 70
												264	A	Bradley	66 56
												271	A	Denver	56 46
												272	H	Howard	75 48
												329	H	Nevada	70 55
												335	A	Chicago St.	51 47
												337	A	Illinois St.	74 65
												339	H	Eastern Ill.	66 54
LAST 12 Division I GAMES:															
183	H	Detroit	80 89	329	H	Nevada	70 55								
225	H	Oakland	76 78	120	H	Toledo	51 60								
171	A	Northern Ky.	53 55	271	A	Denver	56 46								
87	A	Wright St.	62 73	251	A	Western Ill.	78 70								
339	H	Eastern Ill.	66 54	264	A	Bradley	66 56								
337	A	Illinois St.	74 65	111	H	Central Mich.	66 63								

Non-Div I Games:

Ill.-Chicago

Average RPI Win:	161	WON-LOST	WINNING	LAST 10	STRENGTH OF	OPP. STRENGTH	TEAM	ADJ.	CONF.	ADJ CONF.
Average RPI Loss:	76	RECORD	PCT. RANK	GAMES	SCHEDULE	OF SCHEDULE	RPI	RPI	RPI	RPI
DIV. I ONLY	7- 8	182	3- 7	13	153	115	115	4	4	
DIV. I NON-CONF.	7- 4	110	4- 4	29	191	96	96	4	4	
TOTALS	RPI 1-25	RPI 26-50	W-L RECORDS	RPI 51-100	RPI 101-150	RPI 150+				
7- 8	0- 1	1- 3	OVERALL	1- 1	2- 2	3- 1				
7- 4	0- 0	1- 2	HOME	1- 1	2- 1	3- 0				
0- 4	0- 1	0- 1	AWAY	0- 0	0- 1	0- 1				
0- 0	0- 0	0- 0	NEUTRAL	0- 0	0- 0	0- 0				
7- 4	0- 0	1- 2	NON-CONFERENCE	1- 1	2- 0	3- 1				
7- 2	0- 0	1- 1	HOME	1- 1	2- 0	3- 0				
0- 2	0- 0	0- 1	AWAY	0- 0	0- 0	0- 1				
0- 0	0- 0	0- 0	NEUTRAL	0- 0	0- 0	0- 0				
0- 4	0- 1	0- 1	CONFERENCE	0- 0	0- 2	0- 0				
0- 2	0- 0	0- 1	HOME	0- 0	0- 1	0- 0				
0- 2	0- 1	0- 0	AWAY	0- 0	0- 1	0- 0				
0- 0	0- 0	0- 0	NEUTRAL	0- 0	0- 0	0- 0				

RPI 1-25				RPI 26-50				RPI 51-100				RPI 101+ Team's RPI: 115			
RPI	S	Opponent	Score	RPI	S	Opponent	Score	RPI	S	Opponent	Score	RPI	S	Opponent	Score
19	A	Purdue	65 69	26	H	George Washington	57 70	86	H	UT Martin	94 74	105	A	Nebraska	57 73
				41	A	Miami (FL)	64 73	91	H	South Dakota	76 85	111	H	Central Mich.	74 69
				45	H	Maryland	63 79					113	H	Southern Ill.	78 64
				47	H	Ohio	62 53					127	H	Minnesota	75 106
												153	A	Memphis	75 81
												197	H	Tennessee St.	98 43
												235	H	Lehigh	76 67
												335	H	Chicago St.	67 36
LAST 12 Division I GAMES:															
105	A	Nebraska	57 73	91	H	South Dakota	76 85								
127	H	Minnesota	75 106	153	A	Memphis	75 81								
19	A	Purdue	65 69	111	H	Central Mich.	74 69								
45	H	Maryland	63 79	113	H	Southern Ill.	78 64								
26	H	George Washington	57 70	235	H	Lehigh	76 67								
197	H	Tennessee St.	98 43	41	A	Miami (FL)	64 73								

Non-Div I Games:

Illinois

■ Loss, 
■ Non-Conf, 
■ S Site, 
■ H Home 
■ A Away 
N Neutral



Average RPI Win:	310	WON-LOST	WINNING	LAST 10	STRENGTH OF	OPP. STRENGTH	TEAM	ADJ.	CONF.	ADJ CONF.
Average RPI Loss:	197	RECORD	PCT. RANK	GAMES	SCHEDULE	OF SCHEDULE	RPI	RPI	RPI	RPI
DIV. I ONLY	3- 11	295	2- 8	306	307	337	337	21	21	
DIV. I NON-CONF.	2- 9	296	1- 8	293	319	345	345	16	16	
TOTALS	RPI 1-25	RPI 26-50	W-L RECORDS	RPI 51-100	RPI 101-150	RPI 150+				
3- 11	0- 0	0- 1	OVERALL	0- 0	0- 2	3- 8				
3- 4	0- 0	0- 0	HOME	0- 0	0- 1	3- 3				
0- 5	0- 0	0- 1	AWAY	0- 0	0- 1	0- 3				
0- 2	0- 0	0- 0	NEUTRAL	0- 0	0- 0	0- 2				
2- 9	0- 0	0- 1	NON-CONFERENCE	0- 0	0- 1	2- 7				
2- 3	0- 0	0- 0	HOME	0- 0	0- 0	2- 3				
0- 4	0- 0	0- 1	AWAY	0- 0	0- 1	0- 2				
0- 2	0- 0	0- 0	NEUTRAL	0- 0	0- 0	0- 2				
1- 2	0- 0	0- 0	CONFERENCE	0- 0	0- 1	1- 1				
1- 1	0- 0	0- 0	HOME	0- 0	0- 1	1- 0				
0- 1	0- 0	0- 0	AWAY	0- 0	0- 0	0- 1				
0- 0	0- 0	0- 0	NEUTRAL	0- 0	0- 0	0- 0				

RPI S	Opponent	Score	RPI S	Opponent	Score	RPI S	Opponent	Score	RPI S	Opponent	Score
			27 A	DePaul	41 89				125 A	Yale	47 60
									126 H	Missouri St.	51 73
									167 H	SIUE	57 65
									209 H	Ill.-Chicago	65 74
									230 N	Northern Ill.	59 68
									243 A	Bowling Green	52 70
									251 H	Western Ill.	64 79
									256 A	UTSA	51 77
									262 A	Indiana St.	56 63
									266 N	Omaha	56 60
									298 H	Murray St.	81 76
									298 H	Wichita St.	70 49
									335 H	Chicago St.	57 53
LAST 12 Division I GAMES:											
262 A	Indiana St.	56 63	125 A	Yale	47 60						
298 H	Wichita St.	70 49	230 N	Northern Ill.	59 68						
126 H	Missouri St.	51 73	27 A	DePaul	41 89						
251 H	Western Ill.	64 79	167 H	SIUE	57 65						
335 H	Chicago St.	57 53	266 N	Omaha	56 60						
209 H	Ill.-Chicago	65 74	256 A	UTSA	51 77						

Non-Div I Games:

Illinois St.

Average RPI Win:	0	WON-LOST	WINNING	LAST 10	STRENGTH OF	OPP. STRENGTH	TEAM	ADJ.	CONF.	ADJ CONF.
Average RPI Loss:	166	RECORD	PCT. RANK	GAMES	SCHEDULE	OF SCHEDULE	RPI	RPI	RPI	RPI
DIV. I ONLY	0- 10	344	0- 9	225	240	336	336	27	27	
DIV. I NON-CONF.	0- 7	338	0- 6	106	205	309	309	25	25	
TOTALS	RPI 1-25	RPI 26-50	W-L RECORDS	RPI 51-100	RPI 101-150	RPI 150+				
0- 10	0- 1	0- 0	OVERALL	0- 1	0- 2	0- 6				
0- 5	0- 0	0- 0	HOME	0- 0	0- 1	0- 4				
0- 5	0- 1	0- 0	AWAY	0- 1	0- 1	0- 2				
0- 0	0- 0	0- 0	NEUTRAL	0- 0	0- 0	0- 0				
0- 7	0- 1	0- 0	NON-CONFERENCE	0- 1	0- 1	0- 4				
0- 3	0- 0	0- 0	HOME	0- 0	0- 0	0- 3				
0- 4	0- 1	0- 0	AWAY	0- 1	0- 1	0- 1				
0- 0	0- 0	0- 0	NEUTRAL	0- 0	0- 0	0- 0				
0- 3	0- 0	0- 0	CONFERENCE	0- 0	0- 1	0- 2				
0- 2	0- 0	0- 0	HOME	0- 0	0- 1	0- 1				
0- 1	0- 0	0- 0	AWAY	0- 0	0- 0	0- 1				
0- 0	0- 0	0- 0	NEUTRAL	0- 0	0- 0	0- 0				

RPI 1-25				RPI 26-50				RPI 51-100				RPI 101+ Team's RPI: 336			
RPI	S	Opponent	Score	RPI	S	Opponent	Score	RPI	S	Opponent	Score	RPI	S	Opponent	Score
19	A	Purdue	27 95					52	A	Colorado St.	37 60	118	H	Northwestern St.	48 53
												134	A	Texas Tech	55 70
												185	A	UTRGV	47 60
												185	H	UTRGV	50 68
												196	H	North Texas	55 62
												207	H	Houston	51 67
												214	H	Sam Houston St.	60 65
												345	A	New Orleans	49 55
LAST 12 Division I GAMES:															
118	H	Northwestern St.	48 53	134	A	Texas Tech	55 70	19	A	Purdue	27 95	207	H	Houston	51 67
345	A	New Orleans	49 55	52	A	Colorado St.	37 60	185	H	UTRGV	50 68				
214	H	Sam Houston St.	60 65												
196	H	North Texas	55 62												
185	A	UTRGV	47 60												

Non-Div I Games: LSU-Alexandria 96 59 Howard Payne 78 65 Sul Ross St. 54 35 Trinity (TX) 55 61 Incarnate Word

## Indiana

Through Games Of Jan. 10, 2016

Average RPI Win:	171	WON-LOST	WINNING	LAST 10	STRENGTH OF	OPP. STRENGTH	TEAM	ADJ.	CONF.	ADJ CONF.
Average RPI Loss:	44	RECORD	PCT. RANK	GAMES	SCHEDULE	OF SCHEDULE	RPI	RPI	RPI	RPI
DIV. I ONLY	9- 7	134	5- 5	35	28	73	73	4	4	
DIV. I NON-CONF.	8- 4	100	5- 3	72	84	73	73	4	4	
TOTALS	RPI 1-25	RPI 26-50	W-L RECORDS	RPI 51-100	RPI 101-150	RPI 150+				
9- 7	0- 2	1- 4	OVERALL	1- 0	2- 1	5- 0				
6- 0	0- 0	1- 0	HOME	1- 0	2- 0	2- 0				
2- 4	0- 2	0- 1	AWAY	0- 0	0- 1	2- 0				
1- 3	0- 0	0- 3	NEUTRAL	0- 0	0- 0	1- 0				
8- 4	0- 0	1- 4	NON-CONFERENCE	0- 0	2- 0	5- 0				
5- 0	0- 0	1- 0	HOME	0- 0	2- 0	2- 0				
2- 1	0- 0	0- 1	AWAY	0- 0	0- 0	2- 0				
1- 3	0- 0	0- 3	NEUTRAL	0- 0	0- 0	1- 0				
1- 3	0- 2	0- 0	CONFERENCE	1- 0	0- 1	0- 0				
1- 0	0- 0	0- 0	HOME	1- 0	0- 0	0- 0				
0- 3	0- 2	0- 0	AWAY	0- 0	0- 1	0- 0				
0- 0	0- 0	0- 0	NEUTRAL	0- 0	0- 0	0- 0				

RPI 1-25				RPI 26-50				RPI 51-100				RPI 101+			
RPI	S	Opponent	Score	RPI	S	Opponent	Score	RPI	S	Opponent	Score	RPI	S	Opponent	Score
5	A	Ohio St.	70 97	27	A	DePaul	69 84	63	H	Michigan	77 69	116	H	Georgia Tech	69 60
19	A	Purdue	53 63	41	N	Miami (FL)	75 89					124	A	Wisconsin	69 73
				42	N	West Virginia	64 75					125	H	Yale	76 60
				43	H	Chattanooga	54 43					169	H	Samford	65 56
				47	N	Ohio	56 63					197	H	Tennessee St.	88 56
Team's RPI: 73															
LAST 12 Division I GAMES:															
5	A	Ohio St.	70 97	19	A	Purdue	53 63	63	H	Michigan	77 69	169	H	Samford	65 56
124	A	Wisconsin	69 73	262	A	Indiana St.	53 50	116	H	Georgia Tech	69 60	233	N	Austin Peay	90 58
125	H	Yale	76 60	49	H	Georgia Tech	69 60	262	A	Indiana St.	53 50	333	A	IPFW	79 72
42	N	West Virginia	64 75	233	N	Austin Peay	90 58								
41	N	Miami (FL)	75 89	47	N	Ohio	56 63								

Non-Div I Games:

Indiana

■ Loss, 
 ■ Non-Conf, 
 ■ S Site, 
 ■ H Home 
 ■ A Away 
 N Neutral

Average RPI Win:	265	WON-LOST	WINNING	LAST 10	STRENGTH OF	OPP. STRENGTH	TEAM	ADJ.	CONF.	ADJ CONF.
Average RPI Loss:	156	RECORD	PCT. RANK	GAMES	SCHEDULE	OF SCHEDULE	RPI	RPI	RPI	RPI
DIV. I ONLY	6- 8	201	5- 5	287	262	262	262	21	21	
DIV. I NON-CONF.	4- 7	222	4- 5	242	266	257	257	16	16	
TOTALS	RPI 1-25	RPI 26-50	W-L RECORDS	RPI 51-100	RPI 101-150	RPI 150+				
6- 8	0- 0	0- 0	OVERALL	0- 2	1- 2	5- 4				
4- 4	0- 0	0- 0	HOME	0- 2	1- 1	3- 1				
2- 3	0- 0	0- 0	AWAY	0- 0	0- 1	2- 2				
0- 1	0- 0	0- 0	NEUTRAL	0- 0	0- 0	0- 1				
4- 7	0- 0	0- 0	NON-CONFERENCE	0- 2	1- 1	3- 4				
2- 3	0- 0	0- 0	HOME	0- 2	1- 0	1- 1				
2- 3	0- 0	0- 0	AWAY	0- 0	0- 1	2- 2				
0- 1	0- 0	0- 0	NEUTRAL	0- 0	0- 0	0- 1				
2- 1	0- 0	0- 0	CONFERENCE	0- 0	0- 1	2- 0				
2- 1	0- 0	0- 0	HOME	0- 0	0- 1	2- 0				
0- 0	0- 0	0- 0	AWAY	0- 0	0- 0	0- 0				
0- 0	0- 0	0- 0	NEUTRAL	0- 0	0- 0	0- 0				

RPI 1-25			RPI 26-50			RPI 51-100			RPI 101+			Team's RPI: 262
RPI	S	Opponent	Score	RPI	S	Opponent	Score	RPI	S	Opponent	Score	
						73 H Indiana	50 53	111 A Central Mich.		65 85		
						100 H Saint Louis	52 62	126 H Missouri St.		51 59		
								142 H Butler		70 63		
								160 A IUPUI		43 68		
								171 A Northern Ky.		67 73		
								175 A Tulsa		67 63		
								240 N Stephen F. Austin		62 71		
								266 H Omaha		50 51		
								298 H Wichita St.		59 33		
								300 A UMKC		77 47		
								337 H Illinois St.		63 56		
								339 H Eastern Ill.		60 42		
LAST 12 Division I GAMES:												
126	H	Missouri St.	51 59	337	H	Illinois St.	63 56					
298	H	Wichita St.	59 33	240	N	Stephen F. Austin	62 71					
142	H	Butler	70 63	300	A	UMKC	77 47					
73	H	Indiana	50 53	100	H	Saint Louis	52 62					
175	A	Tulsa	67 63	266	H	Omaha	50 51					
160	A	IUPUI	43 68	339	H	Eastern Ill.	60 42					

Non-Div I Games:

Indiana St.

Average RPI Win:	216	WON-LOST	WINNING	LAST 10	STRENGTH OF	OPP. STRENGTH	TEAM	ADJ.	CONF.	ADJ CONF.
Average RPI Loss:	68	RECORD	PCT. RANK	GAMES	SCHEDULE	OF SCHEDULE	RPI	RPI	RPI	RPI
DIV. I ONLY	10- 7	122	8- 2	137	63	108	108	24	24	
DIV. I NON-CONF.	4- 7	222	3- 3	38	15	120	120	23	23	
TOTALS	RPI 1-25	RPI 26-50	W-L RECORDS	RPI 51-100	RPI 101-150	RPI 150+				
10- 7	0- 2	0- 1	OVERALL	1- 2	1- 2	8- 0				
6- 1	0- 0	0- 0	HOME	0- 1	1- 0	5- 0				
3- 4	0- 1	0- 1	AWAY	1- 1	0- 1	2- 0				
1- 2	0- 1	0- 0	NEUTRAL	0- 0	0- 1	1- 0				
4- 7	0- 2	0- 1	NON-CONFERENCE	1- 2	1- 2	2- 0				
2- 1	0- 0	0- 0	HOME	0- 1	1- 0	1- 0				
1- 4	0- 1	0- 1	AWAY	1- 1	0- 1	0- 0				
1- 2	0- 1	0- 0	NEUTRAL	0- 0	0- 1	1- 0				
6- 0	0- 0	0- 0	CONFERENCE	0- 0	0- 0	6- 0				
4- 0	0- 0	0- 0	HOME	0- 0	0- 0	4- 0				
2- 0	0- 0	0- 0	AWAY	0- 0	0- 0	2- 0				
0- 0	0- 0	0- 0	NEUTRAL	0- 0	0- 0	0- 0				

RPI 1-25				RPI 26-50				RPI 51-100				RPI 101+ Team's RPI: 108			
RPI	S	Opponent	Score	RPI	S	Opponent	Score	RPI	S	Opponent	Score	RPI	S	Opponent	Score
14	N	Southern California	56 76	26	A	George Washington	65 70	51	A	Saint Joseph's	81 75	114	A	Stony Brook	53 58
16	A	Rutgers	33 58					89	A	North Carolina	52 64	125	N	Yale	48 63
								90	H	VCU	58 74	139	H	ETSU	56 50
												163	H	Canisius	79 56
												196	H	North Texas	62 51
												228	H	Manhattan	67 56
												232	H	Marist	69 49
												263	A	Fairfield	56 46
												284	H	Rider	59 46
												296	A	Saint Peter's	65 51
												308	N	Fairleigh Dickinson	77 54
LAST 12 Division I GAMES:															
232	H	Marist	69 49	163	H	Canisius	79 56								
296	A	Saint Peter's	65 51	196	H	North Texas	62 51								
228	H	Manhattan	67 56	16	A	Rutgers	33 58								
139	H	ETSU	56 50	284	H	Rider	59 46								
26	A	George Washington	65 70	263	A	Fairfield	56 46								
51	A	Saint Joseph's	81 75	14	N	Southern California	56 76								

Non-Div I Games:

Iona

Average RPI Win:	138	WON-LOST	WINNING	LAST 10	STRENGTH OF	OPP. STRENGTH	TEAM	ADJ.	CONF.	ADJ CONF.
Average RPI Loss:	53	RECORD	PCT. RANK	GAMES	SCHEDULE	OF SCHEDULE	RPI	RPI	RPI	RPI
DIV. I ONLY	12- 4	52	7- 3	22	72	22	22	4	4	
DIV. I NON-CONF.	10- 2	33	6- 2	54	114	20	20	4	4	
TOTALS	RPI 1-25	RPI 26-50	W-L RECORDS	RPI 51-100	RPI 101-150	RPI 150+				
12- 4	1- 0	0- 2	OVERALL	4- 2	3- 0	4- 0				
7- 1	1- 0	0- 1	HOME	2- 0	1- 0	3- 0				
3- 2	0- 0	0- 0	AWAY	1- 2	2- 0	0- 0				
2- 1	0- 0	0- 1	NEUTRAL	1- 0	0- 0	1- 0				
10- 2	0- 0	0- 1	NON-CONFERENCE	4- 1	2- 0	4- 0				
6- 0	0- 0	0- 0	HOME	2- 0	1- 0	3- 0				
2- 1	0- 0	0- 0	AWAY	1- 1	1- 0	0- 0				
2- 1	0- 0	0- 1	NEUTRAL	1- 0	0- 0	1- 0				
2- 2	1- 0	0- 1	CONFERENCE	0- 1	1- 0	0- 0				
1- 1	1- 0	0- 1	HOME	0- 0	0- 0	0- 0				
1- 1	0- 0	0- 0	AWAY	0- 1	1- 0	0- 0				
0- 0	0- 0	0- 0	NEUTRAL	0- 0	0- 0	0- 0				

RPI	S	Opponent	Score	RPI	S	Opponent	Score	RPI	S	Opponent	Score	RPI	S	Opponent	Score
16	H	Rutgers	69 65	26	N	George Washington	77 81	63	A	Michigan	75 82	105	A	Nebraska	74 68
				45	H	Maryland	56 76	68	A	Virginia	85 73	128	A	UNI	80 65
								77	A	Iowa St.	66 69	144	H	Robert Morris	69 50
								85	H	Drake	89 76	207	N	Houston	64 50
								86	H	UT Martin	62 56	220	H	North Dakota	83 61
								87	N	Wright St.	83 77	251	H	Western Ill.	96 81
												264	H	Bradley	60 53
LAST 12 Division I GAMES:															
63	A	Michigan	75 82	45	H	Maryland	56 76	144	H	Robert Morris	69 50	68	A	Virginia	85 73
16	H	Rutgers	69 65	26	N	George Washington	77 81	207	N	Houston	64 50	251	H	Western Ill.	96 81
105	A	Nebraska	74 68	77	A	Iowa St.	66 69	264	H	Bradley	60 53				
85	H	Drake	89 76												
264	H	Bradley	60 53												
77	A	Iowa St.	66 69												

Non-Div I Games:

Iowa

Average RPI Win: 159		WON-LOST	WINNING	LAST 10	STRENGTH OF	OPP. STRENGTH	TEAM	ADJ.	CONF.	ADJ CONF.
Average RPI Loss: 58		RECORD	PCT. RANK	GAMES	SCHEDULE	OF SCHEDULE	RPI	RPI	RPI	RPI
DIV. I ONLY		11- 4	67	9- 1	169	10	77	77	2	2
DIV. I NON-CONF.		8- 3	78	6- 2	286	10	140	140	3	3
TOTALS		RPI 1-25	RPI 26-50		W-L RECORDS		RPI 51-100	RPI 101-150	RPI 150+	
11- 4	1- 2	1- 0		OVERALL		1- 1	2- 1	6- 0		
8- 0	1- 0	1- 0		HOME		0- 0	1- 0	5- 0		
2- 2	0- 1	0- 0		AWAY		1- 1	1- 0	0- 0		
1- 2	0- 1	0- 0		NEUTRAL		0- 0	0- 1	1- 0		
8- 3	1- 1	0- 0		NON-CONFERENCE		0- 1	2- 1	5- 0		
6- 0	1- 0	0- 0		HOME		0- 0	1- 0	4- 0		
1- 1	0- 0	0- 0		AWAY		0- 1	1- 0	0- 0		
1- 2	0- 1	0- 0		NEUTRAL		0- 0	0- 1	1- 0		
3- 1	0- 1	1- 0		CONFERENCE		1- 0	0- 0	1- 0		
2- 0	0- 0	1- 0		HOME		0- 0	0- 0	1- 0		
1- 1	0- 1	0- 0		AWAY		1- 0	0- 0	0- 0		
0- 0	0- 0	0- 0		NEUTRAL		0- 0	0- 0	0- 0		

RPI 1-25				RPI 26-50				RPI 51-100				Team's RPI: 77	RPI 101+			
RPI	S	Opponent	Score	RPI	S	Opponent	Score	RPI	S	Opponent	Score		RPI	S	Opponent	Score
4	A	Texas	54 75	40	H	Oklahoma St.	49 42	58	A	Kansas St.	84 79		119	N	Idaho	65 97
22	H	Iowa	69 66					85	A	Drake	70 74		128	A	UNI	84 75
25	N	Duke	48 86										141	H	Hampton	95 59
													156	H	Southern U.	86 46
													158	N	Texas St.	83 61
													181	H	Kansas	65 49
													229	H	Northern Ariz.	79 63
													306	H	Alcorn	91 41
													332	H	Ark.-Pine Bluff	70 41
LAST 12 Division I GAMES:																
4	A	Texas	54 75	181	H	Kansas	65 49									
40	H	Oklahoma St.	49 42	22	H	Iowa	69 66									
58	A	Kansas St.	84 79	156	H	Southern U.	86 46									
229	H	Northern Ariz.	79 63	128	A	UNI	84 75									
306	H	Alcorn	91 41	119	N	Idaho	65 97									
332	H	Ark.-Pine Bluff	70 41	25	N	Duke	48 86									

Non-Div I Games:

Iowa St.

■ Loss, 
 ■ Non-Conf, S Site, 
 ■ Home 
 ■ Away 
 N Neutral

Average RPI Win:	317	WON-LOST	WINNING	LAST 10	STRENGTH OF	OPP. STRENGTH	TEAM	ADJ.	CONF.	ADJ CONF.
Average RPI Loss:	173	RECORD	PCT. RANK	GAMES	SCHEDULE	OF SCHEDULE	RPI	RPI	RPI	RPI
DIV. I ONLY	6- 5	141	5- 3	349	257	283	283	32	32	
DIV. I NON-CONF.	3- 5	218	3- 4	327	244	293	293	31	31	
TOTALS	RPI 1-25	RPI 26-50	W-L RECORDS	RPI 51-100	RPI 101-150	RPI 150+				
6- 5	0- 1	0- 0	OVERALL	0- 1	0- 1	6- 2				
4- 1	0- 0	0- 0	HOME	0- 0	0- 0	4- 1				
2- 4	0- 1	0- 0	AWAY	0- 1	0- 1	2- 1				
0- 0	0- 0	0- 0	NEUTRAL	0- 0	0- 0	0- 0				
3- 5	0- 1	0- 0	NON-CONFERENCE	0- 1	0- 1	3- 2				
2- 1	0- 0	0- 0	HOME	0- 0	0- 0	2- 1				
1- 4	0- 1	0- 0	AWAY	0- 1	0- 1	1- 1				
0- 0	0- 0	0- 0	NEUTRAL	0- 0	0- 0	0- 0				
3- 0	0- 0	0- 0	CONFERENCE	0- 0	0- 0	3- 0				
2- 0	0- 0	0- 0	HOME	0- 0	0- 0	2- 0				
1- 0	0- 0	0- 0	AWAY	0- 0	0- 0	1- 0				
0- 0	0- 0	0- 0	NEUTRAL	0- 0	0- 0	0- 0				

RPI 1-25				RPI 26-50				RPI 51-100				RPI 101+ Team's RPI: 283			
RPI	S	Opponent	Score	RPI	S	Opponent	Score	RPI	S	Opponent	Score	RPI	S	Opponent	Score
8	A	Kentucky	24 92					60	A	Tulane	49 92	118	A	Northwestern St.	54 59
												279	A	Southeastern La.	79 72
												306	A	Alcorn	73 66
												309	H	Jacksonville St.	71 65
												321	H	Lipscomb	53 52
												335	H	Chicago St.	59 76
												342	H	Alabama A&M	59 58
												345	A	New Orleans	68 85
												346	H	Alabama St.	70 69
LAST 12 Division I GAMES:															
342	H	Alabama A&M	59 58	306	A	Alcorn	73 66								
346	H	Alabama St.	70 69	345	A	New Orleans	68 85								
321	H	Lipscomb	53 52	8	A	Kentucky	24 92								
118	A	Northwestern St.	54 59	309	H	Jacksonville St.	71 65								
279	A	Southeastern La.	79 72	60	A	Tulane	49 92								
335	H	Chicago St.	59 76												

Non-Div I Games: Fisk 78 58 Blue Mountain 74 52 Mobile 100 57

Jackson St.



## Jacksonville

Through Games Of Jan. 10, 2016

Average RPI Win:	292	WON-LOST	WINNING	LAST 10	STRENGTH OF	OPP. STRENGTH	TEAM	ADJ.	CONF.	ADJ CONF.
Average RPI Loss:	127	RECORD	PCT. RANK	GAMES	SCHEDULE	OF SCHEDULE	RPI	RPI	RPI	RPI
DIV. I ONLY	7- 7	159	6- 3	304	205	210	210	28	28	
DIV. I NON-CONF.	6- 7	176	5- 5	280	209	222	222	28	28	
TOTALS	RPI 1-25	RPI 26-50	W-L RECORDS	RPI 51-100	RPI 101-150	RPI 150+				
7- 7	0- 1	0- 2	OVERALL	0- 0	0- 1	7- 3				
4- 0	0- 0	0- 0	HOME	0- 0	0- 0	4- 0				
2- 6	0- 0	0- 2	AWAY	0- 0	0- 1	2- 0				
1- 1	0- 0	0- 0	NEUTRAL	0- 0	0- 0	1- 1				
6- 7	0- 1	0- 2	NON-CONFERENCE	0- 0	0- 1	6- 3				
4- 0	0- 0	0- 0	HOME	0- 0	0- 0	4- 0				
1- 6	0- 1	0- 2	AWAY	0- 0	0- 1	1- 2				
1- 1	0- 0	0- 0	NEUTRAL	0- 0	0- 0	1- 1				
1- 0	0- 0	0- 0	CONFERENCE	0- 0	0- 0	1- 0				
0- 0	0- 0	0- 0	HOME	0- 0	0- 0	0- 0				
1- 0	0- 0	0- 0	AWAY	0- 0	0- 0	1- 0				
0- 0	0- 0	0- 0	NEUTRAL	0- 0	0- 0	0- 0				

RPI 1-25				RPI 26-50				RPI 51-100				RPI 101+ Team's RPI: 210			
RPI	S	Opponent	Score	RPI	S	Opponent	Score	RPI	S	Opponent	Score	RPI	S	Opponent	Score
18	A	Florida St.	60 77	35	A	Syracuse	49 65					137	A	Texas-Arlington	54 56
				37	A	South Fla.	52 74					179	A	Wake Forest	51 57
												238	A	UNCW	49 51
												243	N	Bowling Green	69 72
												258	A	Bethune-Cookman	63 53
												274	H	Savannah St.	65 52
												277	H	South Carolina St.	79 47
												297	A	North Florida	73 39
												298	H	Murray St.	79 54
												317	H	FIU	80 44
												322	N	Dartmouth	51 44
LAST 12 Division I GAMES:															
277	H	South Carolina St.	79 47	297	A	North Florida	73 39								
18	A	Florida St.	60 77	274	H	Savannah St.	65 52								
35	A	Syracuse	49 65	317	H	FIU	80 44								
298	H	Murray St.	79 54	243	N	Bowling Green	69 72								
179	A	Wake Forest	51 57	238	A	UNCW	49 51								
258	A	Bethune-Cookman	63 53	322	N	Dartmouth	51 44								

Non-Div I Games: Edward Waters 90 51 Thomas (GA) 88 50

Jacksonville

Loss, Non-Conf, S Site, H Home A Away N Neutral

Average RPI Win:	313	WON-LOST	WINNING	LAST 10	STRENGTH OF	OPP. STRENGTH	TEAM	ADJ.	CONF.	ADJ CONF.
Average RPI Loss:	198	RECORD	PCT. RANK	GAMES	SCHEDULE	OF SCHEDULE	RPI	RPI	RPI	RPI
DIV. I ONLY	6- 9	219	5- 4	342	298	309	309	23	23	
DIV. I NON-CONF.	4- 7	222	3- 4	323	316	303	303	22	22	
TOTALS	RPI 1-25	RPI 26-50	W-L RECORDS	RPI 51-100	RPI 101-150	RPI 150+				
6- 9	0- 1	0- 0	OVERALL	0- 0	0- 0	6- 8				
4- 2	0- 0	0- 0	HOME	0- 0	0- 0	4- 2				
2- 7	0- 1	0- 0	AWAY	0- 0	0- 0	2- 6				
0- 0	0- 0	0- 0	NEUTRAL	0- 0	0- 0	0- 0				
4- 7	0- 1	0- 0	NON-CONFERENCE	0- 0	0- 0	4- 6				
3- 1	0- 0	0- 0	HOME	0- 0	0- 0	3- 1				
1- 6	0- 1	0- 0	AWAY	0- 0	0- 0	1- 5				
0- 0	0- 0	0- 0	NEUTRAL	0- 0	0- 0	0- 0				
2- 2	0- 0	0- 0	CONFERENCE	0- 0	0- 0	2- 2				
1- 1	0- 0	0- 0	HOME	0- 0	0- 0	1- 1				
1- 1	0- 0	0- 0	AWAY	0- 0	0- 0	1- 1				
0- 0	0- 0	0- 0	NEUTRAL	0- 0	0- 0	0- 0				

RPI 1-25				RPI 26-50				RPI 51-100				RPI 101+ Team's RPI: 309			
RPI	S	Opponent	Score	RPI	S	Opponent	Score	RPI	S	Opponent	Score	RPI	S	Opponent	Score
19	A	Purdue	48 67									151	A	Mercer	39 46
												153	A	Memphis	55 70
												167	H	SIUE	57 62
												169	H	Samford	39 50
												233	A	Austin Peay	59 61
												274	H	Savannah St.	50 35
												283	A	Jackson St.	65 71
												294	A	Wofford	54 66
												298	A	Murray St.	74 71
												306	H	Alcorn	67 65
												310	A	Ga. Southern	56 60
												312	H	Kennesaw St.	61 52
												339	H	Eastern Ill.	60 52
												347	A	Nicholls St.	63 49
LAST 12 Division I GAMES:															
339	H	Eastern Ill.	60 52	298	A	Murray St.	74 71								
167	H	SIUE	57 62	233	A	Austin Peay	59 61								
151	A	Mercer	39 46	306	H	Alcorn	67 65								
347	A	Nicholls St.	63 49	294	A	Wofford	54 66								
274	H	Savannah St.	50 35	169	H	Samford	39 50								
310	A	Ga. Southern	56 60	283	A	Jackson St.	65 71								

Non-Div I Games: Tuskegee 74 47

Jacksonville St.

Average RPI Win:	190	WON-LOST	WINNING	LAST 10	STRENGTH OF	OPP. STRENGTH	TEAM	ADJ.	CONF.	ADJ CONF.
Average RPI Loss:	51	RECORD	PCT. RANK	GAMES	SCHEDULE	OF SCHEDULE	RPI	RPI	RPI	RPI
DIV. I ONLY	9- 5	105	6- 4	86	54	80	80	13	13	
DIV. I NON-CONF.	7- 4	110	5- 4	126	31	87	87	12	12	
TOTALS	RPI 1-25	RPI 26-50	W-L RECORDS	RPI 51-100	RPI 101-150	RPI 150+				
9- 5	0- 2	0- 2	OVERALL	1- 0	2- 0	6- 1				
6- 0	0- 0	0- 0	HOME	0- 0	1- 0	5- 0				
3- 3	0- 1	0- 1	AWAY	1- 0	1- 0	1- 1				
0- 2	0- 1	0- 1	NEUTRAL	0- 0	0- 0	0- 0				
7- 4	0- 2	0- 2	NON-CONFERENCE	0- 0	2- 0	5- 0				
5- 0	0- 0	0- 0	HOME	0- 0	1- 0	4- 0				
2- 2	0- 1	0- 1	AWAY	0- 0	1- 0	1- 0				
0- 2	0- 1	0- 1	NEUTRAL	0- 0	0- 0	0- 0				
2- 1	0- 0	0- 0	CONFERENCE	1- 0	0- 0	1- 1				
1- 0	0- 0	0- 0	HOME	0- 0	0- 0	1- 0				
1- 1	0- 0	0- 0	AWAY	1- 0	0- 0	0- 1				
0- 0	0- 0	0- 0	NEUTRAL	0- 0	0- 0	0- 0				

RPI 1-25				RPI 26-50				RPI 51-100				RPI 101+			
RPI	S	Opponent	Score	RPI	S	Opponent	Score	RPI	S	Opponent	Score	RPI	S	Opponent	Score
7	N	Baylor	63 77	34	A	St. Bonaventure	45 56	71	A	Elon	81 76	109	H	Liberty	72 56
13	A	UCLA	61 90	42	N	West Virginia	62 69					141	A	Hampton	68 56
												157	A	William & Mary	59 65
												186	H	Col. of Charleston	83 61
												199	H	American	74 45
												221	H	Davidson	87 45
												224	A	Richmond	73 47
												259	H	Morgan St.	92 31
												304	H	Longwood	88 30
LAST 12 Division I GAMES:															
157	A	William & Mary	59 65	71	A	Elon	81 76								
221	H	Davidson	87 45	186	H	Col. of Charleston	83 61								
7	N	Baylor	63 77	199	H	American	74 45								
42	N	West Virginia	62 69	141	A	Hampton	68 56								
224	A	Richmond	73 47	109	H	Liberty	72 56								
34	A	St. Bonaventure	45 56	13	A	UCLA	61 90								

Non-Div I Games:

James Madison

■ Loss, 
 ■ Non-Conf, 
 ■ S Site, 
 ■ H Home 
 ■ A Away 
 N Neutral

Kansas

Through Games Of Jan. 10, 2016

Average RPI Win:	200	WON-LOST	WINNING	LAST 10	STRENGTH OF	OPP. STRENGTH	TEAM	ADJ.	CONF.	ADJ CONF.
Average RPI Loss:	91	RECORD	PCT. RANK	GAMES	SCHEDULE	OF SCHEDULE	RPI	RPI	RPI	RPI
DIV. I ONLY	5- 10	247	2- 8	26	156	181	181	2	2	
DIV. I NON-CONF.	5- 6	180	3- 5	117	241	207	207	3	3	
TOTALS	RPI 1-25	RPI 26-50	W-L RECORDS	RPI 51-100	RPI 101-150	RPI 150+				
5- 10	0- 1	0- 3	OVERALL	0- 3	1- 2	4- 1				
4- 6	0- 1	0- 2	HOME	0- 1	1- 1	3- 1				
0- 4	0- 0	0- 1	AWAY	0- 2	0- 1	0- 0				
1- 0	0- 0	0- 0	NEUTRAL	0- 0	0- 0	1- 0				
5- 6	0- 0	0- 1	NON-CONFERENCE	0- 2	1- 2	4- 1				
4- 4	0- 0	0- 1	HOME	0- 1	1- 1	3- 1				
0- 2	0- 0	0- 0	AWAY	0- 1	0- 1	0- 0				
1- 0	0- 0	0- 0	NEUTRAL	0- 0	0- 0	1- 0				
0- 4	0- 1	0- 2	CONFERENCE	0- 1	0- 0	0- 0				
0- 2	0- 1	0- 1	HOME	0- 0	0- 0	0- 0				
0- 2	0- 0	0- 1	AWAY	0- 1	0- 0	0- 0				
0- 0	0- 0	0- 0	NEUTRAL	0- 0	0- 0	0- 0				

RPI S	Opponent	Score	RPI S	Opponent	Score	RPI S	Opponent	Score	RPI S	Opponent	Score	Team's RPI: 181
7	H Baylor	40 58	29	A Oklahoma	44 67	55	H Washington St.	53 66	106	H Creighton	67 54	
			42	H West Virginia	45 65	72	A Arizona	52 67	135	A SMU	64 73	
			48	H St. John's (NY)	71 86	77	A Iowa St.	49 65	147	H Oral Roberts	63 70	
									153	H Memphis	72 63	
									230	N Northern Ill.	66 58	
									242	H Navy	61 54	
									269	H Texas Southern	72 65	
									300	H UMKC	44 47	
LAST 12 Division I GAMES:												
42	H West Virginia	45 65	77	A Iowa St.	49 65							
29	A Oklahoma	44 67	7	H Baylor	40 58							
147	H Oral Roberts	63 70	48	H St. John's (NY)	71 86							
55	H Washington St.	53 66	106	H Creighton	67 54							
242	H Navy	61 54	135	A SMU	64 73							
300	H UMKC	44 47	230	N Northern Ill.	66 58							

Non-Div I Games:

Kansas

Loss, Non-Conf, S Site, H Home A Away N Neutral

Average RPI Win:	167	WON-LOST	WINNING	LAST 10	STRENGTH OF	OPP. STRENGTH	TEAM	ADJ.	CONF.	ADJ CONF.
Average RPI Loss:	49	RECORD	PCT. RANK	GAMES	SCHEDULE	OF SCHEDULE	RPI	RPI	RPI	RPI
DIV. I ONLY	10- 5	90	6- 4	24	118	58	58	2	2	
DIV. I NON-CONF.	10- 1	19	7- 1	69	156	15	15	3	3	
TOTALS	RPI 1-25	RPI 26-50	W-L RECORDS	RPI 51-100	RPI 101-150	RPI 150+				
10- 5	0- 1	1- 2	OVERALL	2- 2	1- 0	6- 0				
8- 2	0- 0	1- 1	HOME	2- 1	1- 0	4- 0				
2- 3	0- 1	0- 1	AWAY	0- 1	0- 0	2- 0				
0- 0	0- 0	0- 0	NEUTRAL	0- 0	0- 0	0- 0				
10- 1	0- 1	1- 0	NON-CONFERENCE	2- 0	1- 0	6- 0				
8- 0	0- 0	1- 0	HOME	2- 0	1- 0	4- 0				
2- 1	0- 1	0- 0	AWAY	0- 0	0- 0	2- 0				
0- 0	0- 0	0- 0	NEUTRAL	0- 0	0- 0	0- 0				
0- 4	0- 0	0- 2	CONFERENCE	0- 2	0- 0	0- 0				
0- 2	0- 0	0- 1	HOME	0- 1	0- 0	0- 0				
0- 2	0- 0	0- 1	AWAY	0- 1	0- 0	0- 0				
0- 0	0- 0	0- 0	NEUTRAL	0- 0	0- 0	0- 0				

RPI 1-25				RPI 26-50				RPI 51-100 Team's RPI: 58				RPI 101+			
RPI	S	Opponent	Score	RPI	S	Opponent	Score	RPI	S	Opponent	Score	RPI	S	Opponent	Score
2	A	UConn	57 97	29	A	Oklahoma	58 68	77	H	Iowa St.	79 84	137	H	Texas-Arlington	61 41
				30	H	Abilene Christian	76 45	91	H	South Dakota	84 81	156	H	Southern U.	59 47
				42	H	West Virginia	53 72	93	A	TCU	73 87	175	A	Tulsa	75 67
								94	H	Fla. Atlantic	102 53	185	H	UTRGV	61 43
												214	H	Sam Houston St.	78 50
												251	H	Western Ill.	84 45
												335	A	Chicago St.	63 54
LAST 12 Division I GAMES:															
				93	A	TCU	73 87	29	A	Oklahoma	58 68				
				77	H	Iowa St.	79 84	42	H	West Virginia	53 72				
				251	H	Western Ill.	84 45	335	A	Chicago St.	63 54				
				214	H	Sam Houston St.	78 50	137	H	Texas-Arlington	61 41				
				94	H	Fla. Atlantic	102 53	156	H	Southern U.	59 47				
				185	H	UTRGV	61 43	2	A	UConn	57 97				

Non-Div I Games:

Kansas St.

Average RPI Win:	292	WON-LOST	WINNING	LAST 10	STRENGTH OF	OPP. STRENGTH	TEAM	ADJ.	CONF.	ADJ CONF.
Average RPI Loss:	206	RECORD	PCT. RANK	GAMES	SCHEDULE	OF SCHEDULE	RPI	RPI	RPI	RPI
DIV. I ONLY	5- 10	247	3- 6	295	333	312	312	28	28	
DIV. I NON-CONF.	4- 10	253	3- 7	268	331	311	311	28	28	
TOTALS	RPI 1-25	RPI 26-50	W-L RECORDS	RPI 51-100	RPI 101-150	RPI 150+				
5- 10	0- 1	0- 1	OVERALL	0- 0	0- 1	5- 7				
5- 2	0- 0	0- 0	HOME	0- 0	0- 0	5- 2				
0- 8	0- 1	0- 1	AWAY	0- 0	0- 1	0- 5				
0- 0	0- 0	0- 0	NEUTRAL	0- 0	0- 0	0- 0				
4- 10	0- 1	0- 1	NON-CONFERENCE	0- 0	0- 1	4- 7				
4- 2	0- 0	0- 0	HOME	0- 0	0- 0	4- 2				
0- 8	0- 1	0- 1	AWAY	0- 0	0- 1	0- 5				
0- 0	0- 0	0- 0	NEUTRAL	0- 0	0- 0	0- 0				
1- 0	0- 0	0- 0	CONFERENCE	0- 0	0- 0	1- 0				
1- 0	0- 0	0- 0	HOME	0- 0	0- 0	1- 0				
0- 0	0- 0	0- 0	AWAY	0- 0	0- 0	0- 0				
0- 0	0- 0	0- 0	NEUTRAL	0- 0	0- 0	0- 0				

RPI 1-25				RPI 26-50				RPI 51-100				RPI 101+ Team's RPI: 312			
RPI	S	Opponent	Score	RPI	S	Opponent	Score	RPI	S	Opponent	Score	RPI	S	Opponent	Score
24	A	Florida	57 84	46	A	Georgia	34 89					143	A	Xavier	59 62
												151	H	Mercer	61 72
												231	A	Gardner-Webb	56 70
												233	H	Austin Peay	73 65
												244	H	Presbyterian	49 47
												255	H	Georgia St.	62 66
												287	A	Morehead St.	77 83
												294	A	Wofford	59 70
												309	A	Jacksonville St.	52 61
												316	A	Florida A&M	67 69
												318	H	Western Caro.	65 53
												321	H	Lipscomb	55 54
												345	H	New Orleans	60 53
LAST 12 Division I GAMES:															
143	A	Xavier	59 62	321	H	Lipscomb	55 54								
287	A	Morehead St.	77 83	294	A	Wofford	59 70								
231	A	Gardner-Webb	56 70	345	H	New Orleans	60 53								
233	H	Austin Peay	73 65	318	H	Western Caro.	65 53								
151	H	Mercer	61 72	316	A	Florida A&M	67 69								
46	A	Georgia	34 89	24	A	Florida	57 84								

Non-Div I Games: Thomas (GA) 70 41

Kennesaw St.

■ Loss, 
■ Non-Conf, 
■ S Site, 
■ H Home 
■ A Away 
N Neutral

Average RPI Win:	311	WON-LOST	WINNING	LAST 10	STRENGTH OF	OPP. STRENGTH	TEAM	ADJ.	CONF.	ADJ CONF.
Average RPI Loss:	170	RECORD	PCT. RANK	GAMES	SCHEDULE	OF SCHEDULE	RPI	RPI	RPI	RPI
DIV. I ONLY	2- 10	316	1- 8	232	300	325	325	10	10	
DIV. I NON-CONF.	2- 7	280	1- 7	279	339	342	342	10	10	
TOTALS	RPI 1-25	RPI 26-50	W-L RECORDS	RPI 51-100	RPI 101-150	RPI 150+				
2- 10	0- 0	0- 0	OVERALL	0- 3	0- 3	2- 4				
2- 5	0- 0	0- 0	HOME	0- 2	0- 1	2- 2				
0- 5	0- 0	0- 0	AWAY	0- 1	0- 2	0- 2				
0- 0	0- 0	0- 0	NEUTRAL	0- 0	0- 0	0- 0				
2- 7	0- 0	0- 0	NON-CONFERENCE	0- 2	0- 1	2- 4				
2- 4	0- 0	0- 0	HOME	0- 1	0- 1	2- 2				
0- 3	0- 0	0- 0	AWAY	0- 1	0- 0	0- 2				
0- 0	0- 0	0- 0	NEUTRAL	0- 0	0- 0	0- 0				
0- 3	0- 0	0- 0	CONFERENCE	0- 1	0- 2	0- 0				
0- 1	0- 0	0- 0	HOME	0- 1	0- 0	0- 0				
0- 2	0- 0	0- 0	AWAY	0- 0	0- 2	0- 0				
0- 0	0- 0	0- 0	NEUTRAL	0- 0	0- 0	0- 0				

RPI 1-25				RPI 26-50				RPI 51-100				RPI 101+				Team's RPI: 325	
RPI	S	Opponent	Score	RPI	S	Opponent	Score	RPI	S	Opponent	Score	RPI	S	Opponent	Score		
								82	A	Youngstown St.	61	91	111	A	Central Mich.	61	81
								83	H	Buffalo	66	77	120	A	Toledo	67	73
								87	H	Wright St.	68	73	127	H	Minnesota	73	85
													173	H	Brown	57	62
													264	A	Bradley	60	68
													282	H	Colgate	76	71
													315	H	Cleveland St.	49	60
													333	A	IPFW	68	86
													340	H	North Dakota St.	75	54
LAST 12 Division I GAMES:																	
				111	A	Central Mich.	61	81	83	H	Buffalo	66	77				
				173	H	Brown	57	62	120	A	Toledo	67	73				
				82	A	Youngstown St.	61	91	127	H	Minnesota	73	85				
				264	A	Bradley	60	68	333	A	IPFW	68	86				
				340	H	North Dakota St.	75	54	87	H	Wright St.	68	73				
				315	H	Cleveland St.	49	60	282	H	Colgate	76	71				

Non-Div I Games: Malone 73 59

Kent St.

## Kentucky

Through Games Of Jan. 10, 2016

Average RPI Win:	134	WON-LOST	WINNING	LAST 10	STRENGTH OF	OPP. STRENGTH	TEAM	ADJ.	CONF.	ADJ CONF.
Average RPI Loss:	79	RECORD	PCT. RANK	GAMES	SCHEDULE	OF SCHEDULE	RPI	RPI	RPI	RPI
DIV. I ONLY	13- 1	8	9- 1	25	58	8	8	3	3	
DIV. I NON-CONF.	11- 0	1	9- 0	65	43	5	5	2	2	
TOTALS	RPI 1-25	RPI 26-50	W-L RECORDS	RPI 51-100	RPI 101-150	RPI 150+				
13- 1	2- 0	2- 0	OVERALL	2- 1	2- 0	5- 0				
9- 0	1- 0	1- 0	HOME	1- 0	2- 0	4- 0				
4- 1	1- 0	1- 0	AWAY	1- 1	0- 0	1- 0				
0- 0	0- 0	0- 0	NEUTRAL	0- 0	0- 0	0- 0				
11- 0	2- 0	1- 0	NON-CONFERENCE	2- 0	1- 0	5- 0				
8- 0	1- 0	1- 0	HOME	1- 0	1- 0	4- 0				
3- 0	1- 0	0- 0	AWAY	1- 0	0- 0	1- 0				
0- 0	0- 0	0- 0	NEUTRAL	0- 0	0- 0	0- 0				
2- 1	0- 0	1- 0	CONFERENCE	0- 1	1- 0	0- 0				
1- 0	0- 0	0- 0	HOME	0- 0	1- 0	0- 0				
1- 1	0- 0	1- 0	AWAY	0- 1	0- 0	0- 0				
0- 0	0- 0	0- 0	NEUTRAL	0- 0	0- 0	0- 0				

RPI 1-25				RPI 26-50				RPI 51-100				RPI 101+			
RPI	S	Opponent	Score	RPI	S	Opponent	Score	RPI	S	Opponent	Score	RPI	S	Opponent	Score
12	A	Arizona St.	68 64	28	H	Louisville	72 54	70	H	Eastern Mich.	89 67	136	H	Colorado	86 61
25	H	Duke	71 61	46	A	Georgia	64 53	79	A	Auburn	61 66	149	H	Alabama	73 48
								88	A	Middle Tenn.	68 52	171	A	Northern Ky.	84 65
												197	H	Tennessee St.	81 39
												249	H	Rice	72 39
												283	H	Jackson St.	92 24
												287	H	Morehead St.	112 57
LAST 12 Division I GAMES:															
79	A	Auburn	61 66	46	A	Georgia	64 53								
197	H	Tennessee St.	81 39	149	H	Alabama	73 48								
25	H	Duke	71 61	283	H	Jackson St.	92 24								
88	A	Middle Tenn.	68 52	70	H	Eastern Mich.	89 67								
28	H	Louisville	72 54	136	H	Colorado	86 61								
171	A	Northern Ky.	84 65	287	H	Morehead St.	112 57								

Non-Div I Games:

Kentucky

■ Loss, 
■ Non-Conf, S Site, 
■ Home 
■ Away 
N Neutral



Average RPI Win:	<b>292</b>	WON-LOST	WINNING	LAST 10	STRENGTH OF	OPP. STRENGTH	TEAM	ADJ.	CONF.	ADJ CONF.
Average RPI Loss:	<b>197</b>	RECORD	PCT. RANK	GAMES	SCHEDULE	OF SCHEDULE	RPI	RPI	RPI	RPI
DIV. I ONLY	<b>4- 10</b>	<b>267</b>	<b>3- 7</b>	<b>320</b>	<b>301</b>	<b>311</b>	<b>311</b>	<b>31</b>	<b>31</b>	
DIV. I NON-CONF.	<b>2- 9</b>	<b>296</b>	<b>1- 8</b>	<b>272</b>	<b>277</b>	<b>313</b>	<b>313</b>	<b>32</b>	<b>32</b>	
TOTALS	RPI 1-25	RPI 26-50	W-L RECORDS	RPI 51-100	RPI 101-150	RPI 150+				
4- 10	0- 1	0- 0	OVERALL	0- 1	0- 1	4- 7				
0- 6	0- 1	0- 0	HOME	0- 0	0- 0	0- 5				
4- 2	0- 0	0- 0	AWAY	0- 1	0- 1	4- 0				
0- 2	0- 0	0- 0	NEUTRAL	0- 0	0- 0	0- 2				
2- 9	0- 1	0- 0	NON-CONFERENCE	0- 1	0- 1	2- 6				
0- 5	0- 1	0- 0	HOME	0- 0	0- 0	0- 4				
2- 2	0- 0	0- 0	AWAY	0- 1	0- 1	2- 0				
0- 2	0- 0	0- 0	NEUTRAL	0- 0	0- 0	0- 2				
2- 1	0- 0	0- 0	CONFERENCE	0- 0	0- 0	2- 1				
0- 1	0- 0	0- 0	HOME	0- 0	0- 0	0- 1				
2- 0	0- 0	0- 0	AWAY	0- 0	0- 0	2- 0				
0- 0	0- 0	0- 0	NEUTRAL	0- 0	0- 0	0- 0				

RPI 1-25				RPI 26-50				RPI 51-100				RPI 101+ Team's RPI: 311			
RPI	S	Opponent	Score	RPI	S	Opponent	Score	RPI	S	Opponent	Score	RPI	S	Opponent	Score
18	H	Florida St.	42 <b>78</b>					83	A	Buffalo	38 <b>55</b>	114	A	Stony Brook	54 <b>71</b>
												172	H	Columbia	74 <b>84</b>
												214	H	Sam Houston St.	56 <b>63</b>
												223	N	Miami (OH)	49 <b>68</b>
												242	A	Navy	68 66
												258	N	Bethune-Cookman	55 <b>68</b>
												270	H	Saint Francis (PA)	75 <b>84</b>
												272	A	Howard	89 72
												282	H	Colgate	53 <b>63</b>
												324	A	Mt. St. Mary's	61 51
												330	A	Central Conn. St.	59 45
												334	H	NJIT	44 <b>53</b>
LAST 12 Division I GAMES:															
324	A	Mt. St. Mary's	61 51	270	H	Saint Francis (PA)	75 <b>84</b>	330	A	Central Conn. St.	59 45	282	H	Colgate	53 <b>63</b>
258	N	Bethune-Cookman	55 <b>68</b>	214	H	Sam Houston St.	56 <b>63</b>	18	H	Florida St.	42 <b>78</b>	242	A	Navy	68 66
223	N	Miami (OH)	49 <b>68</b>												
114	A	Stony Brook	54 <b>71</b>												
172	H	Columbia	74 <b>84</b>												
334	H	NJIT	44 <b>53</b>												

Non-Div I Games:

LIU Brooklyn

■ Loss, 
 ■ Non-Conf, S Site, 
 ■ Home 
 ■ Away 
 N Neutral

Average RPI Win:	223	WON-LOST	WINNING	LAST 10	STRENGTH OF	OPP. STRENGTH	TEAM	ADJ.	CONF.	ADJ CONF.
Average RPI Loss:	80	RECORD	PCT. RANK	GAMES	SCHEDULE	OF SCHEDULE	RPI	RPI	RPI	RPI
DIV. I ONLY	7- 9	194	4- 6	40	147	132	132	3	3	
DIV. I NON-CONF.	6- 7	176	3- 6	74	151	142	142	2	2	
TOTALS	RPI 1-25	RPI 26-50	W-L RECORDS	RPI 51-100	RPI 101-150	RPI 150+				
7- 9	0- 3	0- 1	OVERALL	0- 2	1- 1	6- 2				
5- 2	0- 0	0- 1	HOME	0- 0	1- 0	4- 1				
1- 5	0- 2	0- 0	AWAY	0- 1	0- 1	1- 1				
1- 2	0- 1	0- 0	NEUTRAL	0- 1	0- 0	1- 0				
6- 7	0- 3	0- 0	NON-CONFERENCE	0- 2	1- 0	5- 2				
4- 1	0- 0	0- 0	HOME	0- 0	1- 0	3- 1				
1- 4	0- 2	0- 0	AWAY	0- 1	0- 0	1- 1				
1- 2	0- 1	0- 0	NEUTRAL	0- 1	0- 0	1- 0				
1- 2	0- 0	0- 1	CONFERENCE	0- 0	0- 1	1- 0				
1- 1	0- 0	0- 1	HOME	0- 0	0- 0	1- 0				
0- 1	0- 0	0- 0	AWAY	0- 0	0- 1	0- 0				
0- 0	0- 0	0- 0	NEUTRAL	0- 0	0- 0	0- 0				

RPI	S	Opponent	Score	RPI	S	Opponent	Score	RPI	S	Opponent	Score	RPI	S	Opponent	Score	Team's RPI: 132
2	A	UConn	40 86	32	H	Texas A&M	35 53	60	A	Tulane	63 67	104	H	Long Beach St.	59 53	
16	A	Rutgers	57 69					96	N	Maine	41 52	149	A	Alabama	45 62	
19	N	Purdue	52 69									169	H	Samford	44 47	
												179	A	Wake Forest	57 60	
												180	H	Ole Miss	76 57	
												202	A	Little Rock	57 51	
												232	N	Marist	72 49	
												269	H	Texas Southern	86 36	
												280	H	UC Santa Barbara	68 50	
												292	H	La.-Monroe	61 54	
LAST 12 Division I GAMES:																
149	A	Alabama	45 62	32	H	Texas A&M	35 53	96	N	Maine	41 52	232	N	Marist	72 49	
169	H	Samford	44 47	180	H	Ole Miss	76 57	19	N	Purdue	52 69	60	A	Tulane	63 67	
2	A	UConn	40 86													
16	A	Rutgers	57 69													
280	H	UC Santa Barbara	68 50													
269	H	Texas Southern	86 36													

Non-Div I Games:

LSU

■ Loss, 
■ Non-Conf, 
■ S Site, 
■ H Home 
■ A Away 
N Neutral

Average RPI Win:	310	WON-LOST	WINNING	LAST 10	STRENGTH OF	OPP. STRENGTH	TEAM	ADJ.	CONF.	ADJ CONF.
Average RPI Loss:	167	RECORD	PCT. RANK	GAMES	SCHEDULE	OF SCHEDULE	RPI	RPI	RPI	RPI
DIV. I ONLY	3- 12	306	3- 7	230	293	290	290	9	9	
DIV. I NON-CONF.	3- 9	272	3- 6	226	301	273	273	8	8	
TOTALS	RPI 1-25	RPI 26-50	W-L RECORDS	RPI 51-100	RPI 101-150	RPI 150+				
3- 12	0- 0	0- 1	OVERALL	0- 2	0- 1	3- 8				
0- 6	0- 0	0- 0	HOME	0- 2	0- 1	0- 3				
2- 5	0- 0	0- 1	AWAY	0- 0	0- 0	2- 4				
1- 1	0- 0	0- 0	NEUTRAL	0- 0	0- 0	1- 1				
3- 9	0- 0	0- 1	NON-CONFERENCE	0- 2	0- 1	3- 5				
0- 4	0- 0	0- 0	HOME	0- 2	0- 1	0- 1				
2- 4	0- 0	0- 1	AWAY	0- 0	0- 0	2- 3				
1- 1	0- 0	0- 0	NEUTRAL	0- 0	0- 0	1- 1				
0- 3	0- 0	0- 0	CONFERENCE	0- 0	0- 0	0- 3				
0- 2	0- 0	0- 0	HOME	0- 0	0- 0	0- 2				
0- 1	0- 0	0- 0	AWAY	0- 0	0- 0	0- 1				
0- 0	0- 0	0- 0	NEUTRAL	0- 0	0- 0	0- 0				

RPI 1-25				RPI 26-50				RPI 51-100				RPI 101+				Team's RPI: 290	
RPI	S	Opponent	Score	RPI	S	Opponent	Score	RPI	S	Opponent	Score	RPI	S	Opponent	Score		
				41	A	Miami (FL)	58 86	76	H	Villanova	56 67	144	H	Robert Morris	45 76		
								98	H	Temple	48 77	166	A	George Mason	70 79		
												177	A	UMBC	29 60		
												179	A	Wake Forest	53 61		
												196	H	North Texas	63 69		
												213	N	Milwaukee	53 69		
												221	H	Davidson	58 66		
												224	H	Richmond	43 60		
												263	A	Fairfield	59 62		
												272	A	Howard	71 68		
												313	A	Monmouth	65 50		
												344	N	Norfolk St.	67 59		
LAST 12 Division I GAMES:																	
				224	H	Richmond	43 60	166	A	George Mason	70 79						
				313	A	Monmouth	65 50	221	H	Davidson	58 66						
				344	N	Norfolk St.	67 59	272	A	Howard	71 68						
				76	H	Villanova	56 67	41	A	Miami (FL)	58 86						
				196	H	North Texas	63 69	213	N	Milwaukee	53 69						
				177	A	UMBC	29 60	179	A	Wake Forest	53 61						

Non-Div I Games:

La Salle

■ Loss, 
■ Non-Conf, 
■ S Site, 
■ H Home 
■ A Away 
N Neutral

## La.-Lafayette

Through Games Of Jan. 10, 2016

Average RPI Win:	245	WON-LOST	WINNING	LAST 10	STRENGTH OF	OPP. STRENGTH	TEAM	ADJ.	CONF.	ADJ CONF.
Average RPI Loss:	162	RECORD	PCT. RANK	GAMES	SCHEDULE	OF SCHEDULE	RPI	RPI	RPI	RPI
DIV. I ONLY	8- 3	75	7- 2	340	123	159	159	20	20	
DIV. I NON-CONF.	5- 2	87	4- 2	349	85	196	196	21	21	
TOTALS	RPI 1-25	RPI 26-50	W-L RECORDS	RPI 51-100	RPI 101-150	RPI 150+				
8- 3	0- 0	0- 0	OVERALL	0- 1	0- 0	8- 2				
3- 0	0- 0	0- 0	HOME	0- 0	0- 0	3- 0				
3- 3	0- 0	0- 0	AWAY	0- 1	0- 0	3- 2				
2- 0	0- 0	0- 0	NEUTRAL	0- 0	0- 0	2- 0				
5- 2	0- 0	0- 0	NON-CONFERENCE	0- 0	0- 0	5- 2				
2- 0	0- 0	0- 0	HOME	0- 0	0- 0	2- 0				
1- 2	0- 0	0- 0	AWAY	0- 0	0- 0	1- 2				
2- 0	0- 0	0- 0	NEUTRAL	0- 0	0- 0	2- 0				
3- 1	0- 0	0- 0	CONFERENCE	0- 1	0- 0	3- 0				
1- 0	0- 0	0- 0	HOME	0- 0	0- 0	1- 0				
2- 1	0- 0	0- 0	AWAY	0- 1	0- 0	2- 0				
0- 0	0- 0	0- 0	NEUTRAL	0- 0	0- 0	0- 0				

RPI 1-25			RPI 26-50			RPI 51-100			RPI 101+			Team's RPI: 159
RPI	S	Opponent	Score	RPI	S	Opponent	Score	RPI	S	Opponent	Score	
						78	A Arkansas St.	56	83	178	N Arkansas	67 59
										180	A Ole Miss	82 78
										201	A Louisiana Tech	62 79
										202	A Little Rock	65 58
										207	A Houston	51 52
										236	H Appalachian St.	60 51
										280	H UC Santa Barbara	61 42
										286	N Sacred Heart	60 58
										292	A La.-Monroe	71 52
										306	H Alcorn	73 61
LAST 12 Division I GAMES:												
236	H	Appalachian St.	60 51	78	A	Arkansas St.	56 83	202	A	Little Rock	65 58	
306	H	Alcorn	73 61	207	A	Houston	51 52	178	N	Arkansas	67 59	
201	A	Louisiana Tech	62 79	180	A	Ole Miss	82 78					
280	H	UC Santa Barbara	61 42									
292	A	La.-Monroe	71 52									
286	N	Sacred Heart	60 58									

Non-Div I Games: Southern-N.O. 81 28 Dillard 84 36

La.-Lafayette

Loss, Non-Conf, S Site, H Home A Away N Neutral

Average RPI Win:	313	WON-LOST	WINNING	LAST 10	STRENGTH OF	OPP. STRENGTH	TEAM	ADJ.	CONF.	ADJ CONF.
Average RPI Loss:	146	RECORD	PCT. RANK	GAMES	SCHEDULE	OF SCHEDULE	RPI	RPI	RPI	RPI
DIV. I ONLY	2- 7	294	2- 6	265	242	292	292	20	20	
DIV. I NON-CONF.	2- 3	201	2- 3	318	200	240	240	21	21	
TOTALS	RPI 1-25	RPI 26-50	W-L RECORDS	RPI 51-100	RPI 101-150	RPI 150+				
2- 7	0- 0	0- 0	OVERALL	0- 2	0- 2	2- 3				
1- 2	0- 0	0- 0	HOME	0- 0	0- 0	1- 2				
1- 5	0- 0	0- 0	AWAY	0- 2	0- 2	1- 1				
0- 0	0- 0	0- 0	NEUTRAL	0- 0	0- 0	0- 0				
2- 3	0- 0	0- 0	NON-CONFERENCE	0- 1	0- 2	2- 0				
1- 0	0- 0	0- 0	HOME	0- 0	0- 0	1- 0				
1- 3	0- 0	0- 0	AWAY	0- 1	0- 2	1- 0				
0- 0	0- 0	0- 0	NEUTRAL	0- 0	0- 0	0- 0				
0- 4	0- 0	0- 0	CONFERENCE	0- 1	0- 0	0- 3				
0- 2	0- 0	0- 0	HOME	0- 0	0- 0	0- 2				
0- 2	0- 0	0- 0	AWAY	0- 1	0- 0	0- 1				
0- 0	0- 0	0- 0	NEUTRAL	0- 0	0- 0	0- 0				

RPI 1-25				RPI 26-50				RPI 51-100				RPI 101+ Team's RPI: 292					
RPI	S	Opponent	Score	RPI	S	Opponent	Score	RPI	S	Opponent	Score	RPI	S	Opponent	Score		
								78	A	Arkansas St.	43	66	122	A	McNeese St.	62	72
								93	A	TCU	42	80	132	A	LSU	54	61
												159	H	La.-Lafayette	52	71	
												202	A	Little Rock	44	56	
												236	H	Appalachian St.	54	57	
												279	A	Southeastern La.	88	84	
												347	H	Nicholls St.	69	57	
LAST 12 Division I GAMES:																	
				122	A	McNeese St.	62	72				202	A	Little Rock	44	56	
				347	H	Nicholls St.	69	57				78	A	Arkansas St.	43	66	
				93	A	TCU	42	80				236	H	Appalachian St.	54	57	
				159	H	La.-Lafayette	52	71									
				279	A	Southeastern La.	88	84									
				132	A	LSU	54	61									

Non-Div I Games: LSU-Alexandria 73 42 Louisiana Col. 85 42 LSU-Shreveport 57 40 Dillard 70 46  
La.-Monroe

## Lafayette

Through Games Of Jan. 10, 2016

Average RPI Win:	329	WON-LOST	WINNING	LAST 10	STRENGTH OF	OPP. STRENGTH	TEAM	ADJ.	CONF.	ADJ CONF.
Average RPI Loss:	189	RECORD	PCT. RANK	GAMES	SCHEDULE	OF SCHEDULE	RPI	RPI	RPI	RPI
DIV. I ONLY	3- 11	295	3- 7	317	296	338	338	29	29	
DIV. I NON-CONF.	2- 8	290	2- 6	283	267	330	330	29	29	
TOTALS	RPI 1-25	RPI 26-50	W-L RECORDS	RPI 51-100	RPI 101-150	RPI 150+				
3- 11	0- 1	0- 0	OVERALL	0- 2	0- 0	3- 8				
3- 3	0- 1	0- 0	HOME	0- 1	0- 0	3- 1				
0- 6	0- 0	0- 0	AWAY	0- 1	0- 0	0- 5				
0- 2	0- 0	0- 0	NEUTRAL	0- 0	0- 0	0- 2				
2- 8	0- 1	0- 0	NON-CONFERENCE	0- 1	0- 0	2- 6				
2- 1	0- 1	0- 0	HOME	0- 0	0- 0	2- 0				
0- 5	0- 0	0- 0	AWAY	0- 1	0- 0	0- 4				
0- 2	0- 0	0- 0	NEUTRAL	0- 0	0- 0	0- 2				
1- 3	0- 0	0- 0	CONFERENCE	0- 1	0- 0	1- 2				
1- 2	0- 0	0- 0	HOME	0- 1	0- 0	1- 1				
0- 1	0- 0	0- 0	AWAY	0- 0	0- 0	0- 1				
0- 0	0- 0	0- 0	NEUTRAL	0- 0	0- 0	0- 0				

RPI 1-25				RPI 26-50				RPI 51-100				RPI 101+ Team's RPI: 338			
RPI	S	Opponent	Score	RPI	S	Opponent	Score	RPI	S	Opponent	Score	RPI	S	Opponent	Score
23	H	Duquesne	65 73					53	A	Penn	37 54	164	N	Coppin St.	57 64
								92	H	Army West Point	45 78	204	A	Fordham	49 61
												216	A	Delaware	47 67
												224	N	Richmond	46 54
												234	A	Hartford	50 55
												265	A	Loyola Maryland	65 66
												282	H	Colgate	59 72
												296	H	Saint Peter's	72 69
												320	A	Wagner	48 69
												341	H	St. Francis Brooklyn	77 59
												349	H	Boston U.	71 56
LAST 12 Division I GAMES:															
320	A	Wagner	48 69	349	H	Boston U.	71 56								
341	H	St. Francis Brooklyn	77 59	92	H	Army West Point	45 78								
296	H	Saint Peter's	72 69	265	A	Loyola Maryland	65 66								
204	A	Fordham	49 61	164	N	Coppin St.	57 64								
234	A	Hartford	50 55	224	N	Richmond	46 54								
23	H	Duquesne	65 73	282	H	Colgate	59 72								

Non-Div I Games:

Lafayette

■ Loss, 
■ Non-Conf, 
■ S Site, 
■ H Home 
■ A Away 
N Neutral

Average RPI Win:	336	WON-LOST	WINNING	LAST 10	STRENGTH OF	OPP. STRENGTH	TEAM	ADJ.	CONF.	ADJ CONF.
Average RPI Loss:	161	RECORD	PCT. RANK	GAMES	SCHEDULE	OF SCHEDULE	RPI	RPI	RPI	RPI
DIV. I ONLY	2- 8	306	2- 5	286	258	323	323	27	27	
DIV. I NON-CONF.	0- 7	338	0- 5	118	115	308	308	25	25	
TOTALS	RPI 1-25	RPI 26-50	W-L RECORDS	RPI 51-100	RPI 101-150	RPI 150+				
2- 8	0- 0	0- 3	OVERALL	0- 0	0- 1	2- 4				
2- 1	0- 0	0- 0	HOME	0- 0	0- 0	2- 1				
0- 7	0- 0	0- 3	AWAY	0- 0	0- 1	0- 3				
0- 0	0- 0	0- 0	NEUTRAL	0- 0	0- 0	0- 0				
0- 7	0- 0	0- 3	NON-CONFERENCE	0- 0	0- 1	0- 3				
0- 1	0- 0	0- 0	HOME	0- 0	0- 0	0- 1				
0- 6	0- 0	0- 3	AWAY	0- 0	0- 1	0- 2				
0- 0	0- 0	0- 0	NEUTRAL	0- 0	0- 0	0- 0				
2- 1	0- 0	0- 0	CONFERENCE	0- 0	0- 0	2- 1				
2- 0	0- 0	0- 0	HOME	0- 0	0- 0	2- 0				
0- 1	0- 0	0- 0	AWAY	0- 0	0- 0	0- 1				
0- 0	0- 0	0- 0	NEUTRAL	0- 0	0- 0	0- 0				

RPI 1-25			RPI 26-50			RPI 51-100			RPI 101+			Team's RPI: 323
RPI	S	Opponent	Score	RPI	S	Opponent	Score	RPI	S	Opponent	Score	
				38	A	Utah	67 71					
				39	A	Missouri	57 91					
				40	A	Oklahoma St.	45 90					
LAST 12 Division I GAMES:												
				130	A	Loyola Chicago	71 82					
				229	A	Northern Ariz.	63 75					
				38	A	Utah	67 71					
				40	A	Oklahoma St.	45 90					
				326	H	A&M-Corpus Christi	75 70					
				345	H	New Orleans	79 52					
				347	A	Nicholls St.	59 69					
				39	A	Missouri	57 91					
				163	H	Canisius	55 57					
				303	A	Prairie View	72 80					

Non-Div I Games: Howard Payne 88 50 Schreiner 60 41 Tex. A&M-Kingsville 82 66 Louisiana Col. 99 34  
Lamar

Average RPI Win:	273	WON-LOST	WINNING	LAST 10	STRENGTH OF	OPP. STRENGTH	TEAM	ADJ.	CONF.	ADJ CONF.
Average RPI Loss:	136	RECORD	PCT. RANK	GAMES	SCHEDULE	OF SCHEDULE	RPI	RPI	RPI	RPI
DIV. I ONLY	8- 6	126	4- 6	336	146	235	235	29	29	
DIV. I NON-CONF.	6- 4	124	4- 4	331	91	221	221	29	29	
TOTALS	RPI 1-25	RPI 26-50	W-L RECORDS	RPI 51-100	RPI 101-150	RPI 150+				
8- 6	0- 0	0- 0	OVERALL	0- 3	1- 1	7- 2				
4- 3	0- 0	0- 0	HOME	0- 2	0- 0	4- 1				
4- 3	0- 0	0- 0	AWAY	0- 1	1- 1	3- 1				
0- 0	0- 0	0- 0	NEUTRAL	0- 0	0- 0	0- 0				
6- 4	0- 0	0- 0	NON-CONFERENCE	0- 2	1- 1	5- 1				
3- 2	0- 0	0- 0	HOME	0- 2	0- 0	3- 0				
3- 2	0- 0	0- 0	AWAY	0- 0	1- 1	2- 1				
0- 0	0- 0	0- 0	NEUTRAL	0- 0	0- 0	0- 0				
2- 2	0- 0	0- 0	CONFERENCE	0- 1	0- 0	2- 1				
1- 1	0- 0	0- 0	HOME	0- 0	0- 0	1- 1				
1- 1	0- 0	0- 0	AWAY	0- 1	0- 0	1- 0				
0- 0	0- 0	0- 0	NEUTRAL	0- 0	0- 0	0- 0				

RPI 1-25				RPI 26-50				RPI 51-100				RPI 101+				Team's RPI: 235	
RPI	S	Opponent	Score	RPI	S	Opponent	Score	RPI	S	Opponent	Score	RPI	S	Opponent	Score		
								51	H	Saint Joseph's	62	63	115	A	Illinois	67	76
								76	H	Villanova	44	65	141	A	Hampton	63	56
								92	A	Army West Point	39	63	195	H	Montana	80	53
													199	H	American	55	59
													265	H	Loyola Maryland	66	48
													284	A	Rider	60	61
													293	A	Delaware St.	83	49
													296	H	Saint Peter's	74	42
													313	H	Monmouth	95	88
													334	A	NJIT	75	47
													349	A	Boston U.	73	66
LAST 12 Division I GAMES:																	
				199	H	American	55	59	349	A	Boston U.	73	66				
				265	H	Loyola Maryland	66	48	92	A	Army West Point	39	63				
				76	H	Villanova	44	65	141	A	Hampton	63	56				
				195	H	Montana	80	53	284	A	Rider	60	61				
				296	H	Saint Peter's	74	42	115	A	Illinois	67	76				
				293	A	Delaware St.	83	49	51	H	Saint Joseph's	62	63				

Non-Div I Games: Kutztown 81 51

Lehigh



Liberty

Through Games Of Jan. 10, 2016

Average RPI Win:	203	WON-LOST	WINNING	LAST 10	STRENGTH OF	OPP. STRENGTH	TEAM	ADJ.	CONF.	ADJ CONF.
Average RPI Loss:	92	RECORD	PCT. RANK	GAMES	SCHEDULE	OF SCHEDULE	RPI	RPI	RPI	RPI
DIV. I ONLY	6- 8	201	4- 5	28	171	109	109	26	26	
DIV. I NON-CONF.	2- 6	272	0- 5	9	4	119	119	27	27	
TOTALS	RPI 1-25	RPI 26-50	W-L RECORDS	RPI 51-100	RPI 101-150	RPI 150+				
6- 8	0- 3	0- 0	OVERALL	1- 3	1- 0	4- 2				
3- 2	0- 1	0- 0	HOME	1- 1	1- 0	1- 0				
3- 4	0- 1	0- 0	AWAY	0- 1	0- 0	3- 2				
0- 2	0- 1	0- 0	NEUTRAL	0- 1	0- 0	0- 0				
2- 6	0- 3	0- 0	NON-CONFERENCE	1- 3	0- 0	1- 0				
1- 2	0- 1	0- 0	HOME	1- 1	0- 0	0- 0				
1- 2	0- 1	0- 0	AWAY	0- 1	0- 0	1- 0				
0- 2	0- 1	0- 0	NEUTRAL	0- 1	0- 0	0- 0				
4- 2	0- 0	0- 0	CONFERENCE	0- 0	1- 0	3- 2				
2- 0	0- 0	0- 0	HOME	0- 0	1- 0	1- 0				
2- 2	0- 0	0- 0	AWAY	0- 0	0- 0	2- 2				
0- 0	0- 0	0- 0	NEUTRAL	0- 0	0- 0	0- 0				

RPI 1-25				RPI 26-50				RPI 51-100				RPI 101+ Team's RPI: 109			
RPI	S	Opponent	Score	RPI	S	Opponent	Score	RPI	S	Opponent	Score	RPI	S	Opponent	Score
5	N	Ohio St.	65 75					65	H	North Carolina St.	53 61	145	H	UNC Asheville	71 53
20	H	Seton Hall	56 92					67	N	California	72 77	222	A	Radford	49 43
25	A	Duke	41 79					71	H	Elon	72 63	231	A	Gardner-Webb	57 61
								80	A	James Madison	56 72	236	A	Appalachian St.	74 68
												241	A	Campbell	62 52
												244	A	Presbyterian	42 60
												301	H	Charleston So.	51 40
LAST 12 Division I GAMES:															
244	A	Presbyterian	42 60	222	A	Radford	49 43								
145	H	UNC Asheville	71 53	241	A	Campbell	62 52								
67	N	California	72 77	25	A	Duke	41 79								
5	N	Ohio St.	65 75	20	H	Seton Hall	56 92								
80	A	James Madison	56 72	301	H	Charleston So.	51 40								
65	H	North Carolina St.	53 61	231	A	Gardner-Webb	57 61								

Non-Div I Games: Shepherd 69 57

Liberty

Loss, Non-Conf, S Site, H Home A Away N Neutral

Average RPI Win:	304	WON-LOST	WINNING	LAST 10	STRENGTH OF	OPP. STRENGTH	TEAM	ADJ.	CONF.	ADJ CONF.
Average RPI Loss:	196	RECORD	PCT. RANK	GAMES	SCHEDULE	OF SCHEDULE	RPI	RPI	RPI	RPI
DIV. I ONLY	2- 13	329	0- 10	224	338	321	321	28	28	
DIV. I NON-CONF.	2- 12	311	1- 9	214	336	319	319	28	28	
TOTALS	RPI 1-25	RPI 26-50	W-L RECORDS	RPI 51-100	RPI 101-150	RPI 150+				
2- 13	0- 0	0- 1	OVERALL	0- 2	0- 2	2- 8				
1- 6	0- 0	0- 1	HOME	0- 1	0- 1	1- 3				
1- 6	0- 0	0- 0	AWAY	0- 1	0- 1	1- 4				
0- 1	0- 0	0- 0	NEUTRAL	0- 0	0- 0	0- 1				
2- 12	0- 0	0- 1	NON-CONFERENCE	0- 2	0- 2	2- 7				
1- 6	0- 0	0- 1	HOME	0- 1	0- 1	1- 3				
1- 5	0- 0	0- 0	AWAY	0- 1	0- 1	1- 3				
0- 1	0- 0	0- 0	NEUTRAL	0- 0	0- 0	0- 1				
0- 1	0- 0	0- 0	CONFERENCE	0- 0	0- 0	0- 1				
0- 0	0- 0	0- 0	HOME	0- 0	0- 0	0- 0				
0- 1	0- 0	0- 0	AWAY	0- 0	0- 0	0- 1				
0- 0	0- 0	0- 0	NEUTRAL	0- 0	0- 0	0- 0				

RPI S	Opponent	Score	RPI S	Opponent	Score	RPI S	Opponent	Score	RPI S	Opponent	Score	Team's RPI: 321
44	H Western Ky.	56 64	57	H Ball St.	60 72	129	H Belmont	68 90				
			87	A Wright St.	65 92	149	A Alabama	49 68				
						184	H Southeast Mo. St.	69 84				
						197	A Tennessee St.	65 77				
						265	H Loyola Maryland	52 57				
						269	N Texas Southern	62 66				
						283	A Jackson St.	52 53				
						285	A Tennessee Tech	70 81				
						287	H Morehead St.	77 92				
						298	H Murray St.	93 85				
						310	A Ga. Southern	66 55				
						312	A Kennesaw St.	54 55				
LAST 12 Division I GAMES:												
312	A Kennesaw St.	54 55	149	A Alabama	49 68							
283	A Jackson St.	52 53	44	H Western Ky.	56 64							
129	H Belmont	68 90	197	A Tennessee St.	65 77							
269	N Texas Southern	62 66	57	H Ball St.	60 72							
298	H Murray St.	93 85	184	H Southeast Mo. St.	69 84							
285	A Tennessee Tech	70 81	287	H Morehead St.	77 92							

Non-Div I Games: North Ala. 88 67

Lipscomb

■ Loss, 
■ Non-Conf, 
■ S Site, 
■ H Home 
■ A Away 
N Neutral

Little Rock

Through Games Of Jan. 10, 2016

Average RPI Win:	220	WON-LOST	WINNING	LAST 10	STRENGTH OF	OPP. STRENGTH	TEAM	ADJ.	CONF.	ADJ CONF.
Average RPI Loss:	101	RECORD	PCT. RANK	GAMES	SCHEDULE	OF SCHEDULE	RPI	RPI	RPI	RPI
DIV. I ONLY	4- 9	260	3- 7	80	141	202	202	20	20	
DIV. I NON-CONF.	2- 7	280	2- 6	28	24	171	171	21	21	
TOTALS	RPI 1-25	RPI 26-50	W-L RECORDS	RPI 51-100	RPI 101-150	RPI 150+				
4- 9	0- 1	0- 2	OVERALL	0- 1	1- 2	3- 3				
2- 5	0- 1	0- 0	HOME	0- 0	0- 2	2- 2				
2- 4	0- 0	0- 2	AWAY	0- 1	1- 0	1- 1				
0- 0	0- 0	0- 0	NEUTRAL	0- 0	0- 0	0- 0				
2- 7	0- 1	0- 2	NON-CONFERENCE	0- 1	1- 2	1- 1				
1- 4	0- 1	0- 0	HOME	0- 0	0- 2	1- 1				
1- 3	0- 0	0- 2	AWAY	0- 1	1- 0	0- 0				
0- 0	0- 0	0- 0	NEUTRAL	0- 0	0- 0	0- 0				
2- 2	0- 0	0- 0	CONFERENCE	0- 0	0- 0	2- 2				
1- 1	0- 0	0- 0	HOME	0- 0	0- 0	1- 1				
1- 1	0- 0	0- 0	AWAY	0- 0	0- 0	1- 1				
0- 0	0- 0	0- 0	NEUTRAL	0- 0	0- 0	0- 0				

RPI 1-25				RPI 26-50				RPI 51-100				RPI 101+ Team's RPI: 202			
RPI	S	Opponent	Score	RPI	S	Opponent	Score	RPI	S	Opponent	Score	RPI	S	Opponent	Score
4	H	Texas	56 66	29	A	Oklahoma	52 65	60	A	Tulane	53 69	126	H	Missouri St.	58 64
				32	A	Texas A&M	39 69					132	H	LSU	51 57
												147	A	Oral Roberts	66 52
												153	H	Memphis	61 53
												159	H	La.-Lafayette	58 65
												175	H	Tulsa	63 74
												192	A	Troy	71 78
												289	A	South Ala.	47 34
												292	H	La.-Monroe	56 44
LAST 12 Division I GAMES:															
292	H	La.-Monroe	56 44	192	A	Troy	71 78								
159	H	La.-Lafayette	58 65	289	A	South Ala.	47 34								
29	A	Oklahoma	52 65	32	A	Texas A&M	39 69								
153	H	Memphis	61 53	126	H	Missouri St.	58 64								
147	A	Oral Roberts	66 52	175	H	Tulsa	63 74								
132	H	LSU	51 57	4	H	Texas	56 66								

Non-Div I Games:

Little Rock

Loss, Non-Conf, S Site, H Home A Away N Neutral

Average RPI Win:	198	WON-LOST	WINNING	LAST 10	STRENGTH OF	OPP. STRENGTH	TEAM	ADJ.	CONF.	ADJ CONF.
Average RPI Loss:	97	RECORD	PCT. RANK	GAMES	SCHEDULE	OF SCHEDULE	RPI	RPI	RPI	RPI
DIV. I ONLY	12- 4	52	7- 3	252	50	104	104	19	19	
DIV. I NON-CONF.	11- 3	55	8- 2	234	55	82	82	20	20	
TOTALS	RPI 1-25	RPI 26-50	W-L RECORDS	RPI 51-100	RPI 101-150	RPI 150+				
12- 4	0- 1	1- 0	OVERALL	0- 0	3- 3	8- 0				
5- 2	0- 0	1- 0	HOME	0- 0	1- 2	3- 0				
5- 2	0- 1	0- 0	AWAY	0- 0	1- 1	4- 0				
2- 0	0- 0	0- 0	NEUTRAL	0- 0	1- 0	1- 0				
11- 3	0- 1	1- 0	NON-CONFERENCE	0- 0	3- 2	7- 0				
5- 1	0- 0	1- 0	HOME	0- 0	1- 1	3- 0				
4- 2	0- 1	0- 0	AWAY	0- 0	1- 1	3- 0				
2- 0	0- 0	0- 0	NEUTRAL	0- 0	1- 0	1- 0				
1- 1	0- 0	0- 0	CONFERENCE	0- 0	0- 1	1- 0				
0- 1	0- 0	0- 0	HOME	0- 0	0- 1	0- 0				
1- 0	0- 0	0- 0	AWAY	0- 0	0- 0	1- 0				
0- 0	0- 0	0- 0	NEUTRAL	0- 0	0- 0	0- 0				

RPI 1-25				RPI 26-50				RPI 51-100				RPI 101+ Team's RPI: 104			
RPI	S	Opponent	Score	RPI	S	Opponent	Score	RPI	S	Opponent	Score	RPI	S	Opponent	Score
14	A	Southern California	43 69	31	H	UTEP	47 40					103	H	Hawaii	55 67
												118	N	Northwestern St.	60 59
												131	A	Pacific	68 60
												132	A	LSU	53 59
												136	H	Colorado	59 42
												140	H	San Francisco	52 66
												152	H	UNLV	67 63
												207	A	Houston	47 41
												215	A	Seattle	69 57
												229	N	Northern Ariz.	69 48
												245	H	San Diego St.	74 54
												271	A	Denver	48 41
												314	A	Cal St. Fullerton	82 61
												328	H	Portland St.	89 71
LAST 12 Division I GAMES:															
314	A	Cal St. Fullerton	82 61	215	A	Seattle	69 57								
103	H	Hawaii	55 67	271	A	Denver	48 41								
136	H	Colorado	59 42	152	H	UNLV	67 63								
131	A	Pacific	68 60	31	H	UTEP	47 40								
118	N	Northwestern St.	60 59	14	A	Southern California	43 69								
229	N	Northern Ariz.	69 48	140	H	San Francisco	52 66								

Non-Div I Games:

Long Beach St.

■ Loss, 
■ Non-Conf, S Site, 
■ Home 
■ Away 
N Neutral

Average RPI Win:	310	WON-LOST	WINNING	LAST 10	STRENGTH OF	OPP. STRENGTH	TEAM	ADJ.	CONF.	ADJ CONF.
Average RPI Loss:	185	RECORD	PCT. RANK	GAMES	SCHEDULE	OF SCHEDULE	RPI	RPI	RPI	RPI
DIV. I ONLY	3- 10	291	2- 6	300	266	304	304	26	26	
DIV. I NON-CONF.	1- 6	311	1- 3	157	141	275	275	27	27	
TOTALS	RPI 1-25	RPI 26-50	W-L RECORDS	RPI 51-100	RPI 101-150	RPI 150+				
3- 10	0- 1	0- 1	OVERALL	0- 2	0- 0	3- 6				
1- 3	0- 0	0- 0	HOME	0- 0	0- 0	1- 3				
2- 7	0- 0	0- 0	AWAY	0- 0	0- 0	2- 0				
0- 0	0- 0	0- 0	NEUTRAL	0- 0	0- 0	0- 0				
1- 6	0- 1	0- 1	NON-CONFERENCE	0- 2	0- 0	1- 2				
1- 0	0- 0	0- 0	HOME	0- 0	0- 0	1- 0				
0- 6	0- 1	0- 1	AWAY	0- 2	0- 0	0- 2				
0- 0	0- 0	0- 0	NEUTRAL	0- 0	0- 0	0- 0				
2- 4	0- 0	0- 0	CONFERENCE	0- 0	0- 0	2- 4				
0- 3	0- 0	0- 0	HOME	0- 0	0- 0	0- 3				
2- 1	0- 0	0- 0	AWAY	0- 0	0- 0	2- 1				
0- 0	0- 0	0- 0	NEUTRAL	0- 0	0- 0	0- 0				

RPI 1-25				RPI 26-50				RPI 51-100				RPI 101+ Team's RPI: 304			
RPI	S	Opponent	Score	RPI	S	Opponent	Score	RPI	S	Opponent	Score	RPI	S	Opponent	Score
15	A	Oregon St.	45 110	42	A	West Virginia	43 74	68	A	Virginia	46 81	241	H	Campbell	56 73
								80	A	James Madison	30 88	244	H	Presbyterian	38 59
												261	A	UNCG	60 81
												276	A	Winthrop	63 60
												293	A	Delaware St.	63 88
												301	H	Charleston So.	54 63
												302	A	High Point	68 79
												305	A	Coastal Caro.	56 48
												348	H	N.C. Central	60 49
LAST 12 Division I GAMES:															
241	H	Campbell	56 73	276	A	Winthrop	63 60	301	H	Charleston So.	54 63	293	A	Delaware St.	63 88
305	A	Coastal Caro.	56 48	42	A	West Virginia	43 74	244	H	Presbyterian	38 59	302	A	High Point	68 79
261	A	UNCG	60 81	68	A	Virginia	46 81	80	A	James Madison	30 88				
348	H	N.C. Central	60 49												

Non-Div I Games: Notre Dame (MD) 83 32 N.C. Wesleyan 100 57

Longwood

■ Loss, 
■ Non-Conf, 
■ S Site, 
■ H Home 
■ A Away 
N Neutral

Average RPI Win:	241	WON-LOST	WINNING	LAST 10	STRENGTH OF	OPP. STRENGTH	TEAM	ADJ.	CONF.	ADJ CONF.
Average RPI Loss:	111	RECORD	PCT. RANK	GAMES	SCHEDULE	OF SCHEDULE	RPI	RPI	RPI	RPI
DIV. I ONLY	5- 8	226	1- 0	150	186	201	201	11	11	
DIV. I NON-CONF.	4- 6	201	1- 0	163	238	217	217	11	11	
TOTALS	RPI 1-25	RPI 26-50	W-L RECORDS	RPI 51-100	RPI 101-150	RPI 150+				
5- 8	0- 1	0- 1	OVERALL	0- 2	0- 3	5- 1				
2- 3	0- 0	0- 1	HOME	0- 0	0- 1	2- 1				
2- 4	0- 0	0- 0	AWAY	0- 1	0- 0	2- 0				
1- 1	0- 1	0- 0	NEUTRAL	0- 0	0- 0	1- 0				
4- 6	0- 1	0- 1	NON-CONFERENCE	0- 1	0- 2	4- 1				
2- 3	0- 0	0- 1	HOME	0- 0	0- 1	2- 1				
1- 2	0- 0	0- 0	AWAY	0- 1	0- 1	1- 0				
1- 1	0- 1	0- 0	NEUTRAL	0- 0	0- 0	1- 0				
1- 2	0- 0	0- 0	CONFERENCE	0- 1	0- 1	1- 0				
0- 0	0- 0	0- 0	HOME	0- 0	0- 0	0- 0				
1- 2	0- 0	0- 0	AWAY	0- 1	0- 1	1- 0				
0- 0	0- 0	0- 0	NEUTRAL	0- 0	0- 0	0- 0				

RPI 1-25				RPI 26-50				RPI 51-100				RPI 101+				Team's RPI: 201	
RPI	S	Opponent	Score	RPI	S	Opponent	Score	RPI	S	Opponent	Score	RPI	S	Opponent	Score		
13	N	UCLA	57 68	33	H	Mississippi St.	63 93	72	A	Arizona	67 77	122	H	McNeese St.	71 74		
								84	A	Charlotte	58 63	124	A	Wisconsin	65 79		
												138	A	Southern Miss.	59 69		
												159	H	La.-Lafayette	79 62		
												189	A	Old Dominion	69 51		
												240	H	Stephen F. Austin	76 44		
												271	N	Denver	58 53		
												303	H	Prairie View	68 77		
												347	A	Nicholls St.	58 55		
LAST 12 Division I GAMES:																	
271	N	Denver	58 53	189	A	Old Dominion	69 51										
84	A	Charlotte	58 63	138	A	Southern Miss.	59 69										
347	A	Nicholls St.	58 55	122	H	McNeese St.	71 74										
303	H	Prairie View	68 77	159	H	La.-Lafayette	79 62										
13	N	UCLA	57 68	33	H	Mississippi St.	63 93										
240	H	Stephen F. Austin	76 44	72	A	Arizona	67 77										

Non-Div I Games: Loyola (LA) 76 40

Louisiana Tech

■ Loss, 
 ■ Non-Conf, 
 ■ S Site, 
 ■ H Home 
 ■ A Away 
 N Neutral

## Louisville

Through Games Of Jan. 10, 2016

Average RPI Win:	142	WON-LOST	WINNING	LAST 10	STRENGTH OF	OPP. STRENGTH	TEAM	ADJ.	CONF.	ADJ CONF.
Average RPI Loss:	31	RECORD	PCT. RANK	GAMES	SCHEDULE	OF SCHEDULE	RPI	RPI	RPI	RPI
DIV. I ONLY	12- 5	78	9- 1	23	27	28	28	5	5	
DIV. I NON-CONF.	8- 5	118	7- 1	59	38	72	72	5	5	
TOTALS	RPI 1-25	RPI 26-50	W-L RECORDS	RPI 51-100	RPI 101-150	RPI 150+				
12- 5	3- 3	0- 1	OVERALL	2- 1	1- 0	6- 0				
7- 1	2- 0	0- 0	HOME	2- 1	0- 0	3- 0				
4- 2	1- 1	0- 1	AWAY	0- 0	1- 0	2- 0				
1- 2	0- 2	0- 0	NEUTRAL	0- 0	0- 0	1- 0				
8- 5	1- 3	0- 1	NON-CONFERENCE	1- 1	0- 0	6- 0				
4- 1	0- 0	0- 0	HOME	1- 1	0- 0	3- 0				
3- 2	1- 1	0- 1	AWAY	0- 0	0- 0	2- 0				
1- 2	0- 2	0- 0	NEUTRAL	0- 0	0- 0	1- 0				
4- 0	2- 0	0- 0	CONFERENCE	1- 0	1- 0	0- 0				
3- 0	2- 0	0- 0	HOME	1- 0	0- 0	0- 0				
1- 0	0- 0	0- 0	AWAY	0- 0	1- 0	0- 0				
0- 0	0- 0	0- 0	NEUTRAL	0- 0	0- 0	0- 0				

RPI S	Opponent	Score	RPI S	Opponent	Score	RPI S	Opponent	Score	RPI S	Opponent	Score
8 A	Kentucky	54 72	44 A	Western Ky.	69 71	64 H	Virginia Tech	56 45	116 A	Georgia Tech	78 65
17 N	Dayton	66 79				67 H	California	71 75	160 H	IUPUI	70 61
18 H	Florida St.	79 69				86 H	UT Martin	88 66	186 A	Col. of Charleston	71 67
19 N	Purdue	60 62							194 H	Valparaiso	75 42
21 A	Michigan St.	85 78							232 N	Marist	65 53
25 H	Duke	65 48							285 A	Tennessee Tech	76 54
									322 H	Dartmouth	94 52
LAST 12 Division I GAMES:											
25 H	Duke	65 48	116 A	Georgia Tech	78 65						
64 H	Virginia Tech	56 45	18 H	Florida St.	79 69						
160 H	IUPUI	70 61	86 H	UT Martin	88 66						
8 A	Kentucky	54 72	186 A	Col. of Charleston	71 67						
194 H	Valparaiso	75 42	285 A	Tennessee Tech	76 54						
21 A	Michigan St.	85 78	322 H	Dartmouth	94 52						

Non-Div I Games:

Louisville

■ Loss, 
 ■ Non-Conf, S Site, 
 ■ Home 
 ■ Away 
 N Neutral

Average RPI Win:	229	WON-LOST	WINNING	LAST 10	STRENGTH OF	OPP. STRENGTH	TEAM	ADJ.	CONF.	ADJ CONF.
Average RPI Loss:	69	RECORD	PCT. RANK	GAMES	SCHEDULE	OF SCHEDULE	RPI	RPI	RPI	RPI
DIV. I ONLY	7- 7	159	6- 4	157	68	130	130	21	21	
DIV. I NON-CONF.	4- 7	222	3- 6	86	48	152	152	16	16	
TOTALS	RPI 1-25	RPI 26-50	W-L RECORDS	RPI 51-100	RPI 101-150	RPI 150+				
7- 7	0- 2	1- 1	OVERALL	0- 2	1- 2	5- 0				
1- 4	0- 0	0- 1	HOME	0- 2	0- 1	1- 0				
6- 3	0- 2	1- 0	AWAY	0- 0	1- 1	4- 0				
0- 0	0- 0	0- 0	NEUTRAL	0- 0	0- 0	0- 0				
4- 7	0- 2	1- 1	NON-CONFERENCE	0- 2	0- 2	3- 0				
1- 4	0- 0	0- 1	HOME	0- 2	0- 1	1- 0				
3- 3	0- 2	1- 0	AWAY	0- 0	0- 1	2- 0				
0- 0	0- 0	0- 0	NEUTRAL	0- 0	0- 0	0- 0				
3- 0	0- 0	0- 0	CONFERENCE	0- 0	1- 0	2- 0				
0- 0	0- 0	0- 0	HOME	0- 0	0- 0	0- 0				
3- 0	0- 0	0- 0	AWAY	0- 0	1- 0	2- 0				
0- 0	0- 0	0- 0	NEUTRAL	0- 0	0- 0	0- 0				

RPI 1-25				RPI 26-50				RPI 51-100				RPI 101+ Team's RPI: 130			
RPI	S	Opponent	Score	RPI	S	Opponent	Score	RPI	S	Opponent	Score	RPI	S	Opponent	Score
11	A	Green Bay	51 65	27	A	DePaul	88 75	81	H	Northwestern	72 81	111	H	Central Mich.	59 68
21	A	Michigan St.	47 76	41	H	Miami (FL)	50 77	99	H	Western Mich.	45 68	113	A	Southern Ill.	69 68
												116	A	Georgia Tech	77 84
												249	A	Rice	57 50
												264	A	Bradley	67 54
												288	A	Evansville	63 49
												323	H	Lamar	82 71
												339	A	Eastern Ill.	86 75
LAST 12 Division I GAMES:															
				113	A	Southern Ill.	69 68	264	A	Bradley	67 54				
				288	A	Evansville	63 49	249	A	Rice	57 50				
				99	H	Western Mich.	45 68	27	A	DePaul	88 75				
				323	H	Lamar	82 71	11	A	Green Bay	51 65				
				111	H	Central Mich.	59 68	81	H	Northwestern	72 81				
				41	H	Miami (FL)	50 77	21	A	Michigan St.	47 76				

Non-Div I Games:

Loyola Chicago

■ Loss, 
■ Non-Conf, S Site, 
■ Home 
■ Away 
N Neutral



Loyola Maryland

Through Games Of Jan. 10, 2016

Average RPI Win:	305	WON-LOST	WINNING	LAST 10	STRENGTH OF	OPP. STRENGTH	TEAM	ADJ.	CONF.	ADJ CONF.
Average RPI Loss:	175	RECORD	PCT. RANK	GAMES	SCHEDULE	OF SCHEDULE	RPI	RPI	RPI	RPI
DIV. I ONLY	5- 10	247	3- 7	251	337	265	265	29	29	
DIV. I NON-CONF.	3- 8	258	2- 6	269	335	289	289	29	29	
TOTALS	RPI 1-25	RPI 26-50	W-L RECORDS	RPI 51-100	RPI 101-150	RPI 150+				
5- 10	0- 0	0- 1	OVERALL	0- 2	0- 0	5- 7				
3- 3	0- 0	0- 0	HOME	0- 0	0- 0	3- 3				
2- 7	0- 0	0- 1	AWAY	0- 2	0- 0	2- 4				
0- 0	0- 0	0- 0	NEUTRAL	0- 0	0- 0	0- 0				
3- 8	0- 0	0- 1	NON-CONFERENCE	0- 1	0- 0	3- 6				
1- 3	0- 0	0- 0	HOME	0- 0	0- 0	1- 3				
2- 5	0- 0	0- 1	AWAY	0- 1	0- 0	2- 3				
0- 0	0- 0	0- 0	NEUTRAL	0- 0	0- 0	0- 0				
2- 2	0- 0	0- 0	CONFERENCE	0- 1	0- 0	2- 1				
2- 0	0- 0	0- 0	HOME	0- 0	0- 0	2- 0				
0- 2	0- 0	0- 0	AWAY	0- 1	0- 0	0- 1				
0- 0	0- 0	0- 0	NEUTRAL	0- 0	0- 0	0- 0				

RPI 1-25				RPI 26-50				RPI 51-100				RPI 101+				Team's RPI: 265	
RPI	S	Opponent	Score	RPI	S	Opponent	Score	RPI	S	Opponent	Score	RPI	S	Opponent	Score		
				45	A	Maryland	47 97	76	A	Villanova	55 67	157	H	William & Mary	61 62		
								92	A	Army West Point	37 70	172	A	Columbia	53 63		
												177	H	UMBC	46 52		
												189	A	Old Dominion	41 64		
												199	H	American	52 46		
												235	A	Lehigh	48 66		
												263	H	Fairfield	45 71		
												321	A	Lipscomb	57 52		
												324	A	Mt. St. Mary's	65 63		
												338	H	Lafayette	66 65		
												341	A	St. Francis Brooklyn	54 64		
												344	H	Norfolk St.	75 67		
LAST 12 Division I GAMES:																	
				92	A	Army West Point	37 70	338	H	Lafayette	66 65						
				235	A	Lehigh	48 66	199	H	American	52 46						
				189	A	Old Dominion	41 64	341	A	St. Francis Brooklyn	54 64						
				172	A	Columbia	53 63	177	H	UMBC	46 52						
				157	H	William & Mary	61 62	45	A	Maryland	47 97						
				344	H	Norfolk St.	75 67	324	A	Mt. St. Mary's	65 63						

Non-Div I Games:

Loyola Maryland

Loss, Non-Conf, S Site, H Home A Away N Neutral

Average RPI Win:	264	WON-LOST	WINNING	LAST 10	STRENGTH OF	OPP. STRENGTH	TEAM	ADJ.	CONF.	ADJ CONF.
Average RPI Loss:	131	RECORD	PCT. RANK	GAMES	SCHEDULE	OF SCHEDULE	RPI	RPI	RPI	RPI
DIV. I ONLY	7- 9	194	1- 0	305	117	246	246	8	8	
DIV. I NON-CONF.	4- 7	222	1- 0	330	142	297	297	9	9	
TOTALS	RPI 1-25	RPI 26-50	W-L RECORDS	RPI 51-100	RPI 101-150	RPI 150+				
7- 9	0- 0	0- 2	OVERALL	0- 2	1- 2	6- 3				
4- 3	0- 0	0- 0	HOME	0- 1	0- 0	4- 2				
2- 6	0- 0	0- 2	AWAY	0- 1	1- 2	1- 1				
1- 0	0- 0	0- 0	NEUTRAL	0- 0	0- 0	1- 0				
4- 7	0- 0	0- 1	NON-CONFERENCE	0- 1	0- 2	4- 3				
2- 2	0- 0	0- 0	HOME	0- 0	0- 0	2- 2				
1- 5	0- 0	0- 1	AWAY	0- 1	0- 2	1- 1				
1- 0	0- 0	0- 0	NEUTRAL	0- 0	0- 0	1- 0				
3- 2	0- 0	0- 1	CONFERENCE	0- 1	1- 0	2- 0				
2- 1	0- 0	0- 0	HOME	0- 1	0- 0	2- 0				
1- 1	0- 0	0- 1	AWAY	0- 0	1- 0	0- 0				
0- 0	0- 0	0- 0	NEUTRAL	0- 0	0- 0	0- 0				

RPI S	Opponent	Score	RPI S	Opponent	Score	RPI S	Opponent	Score	RPI S	Opponent	Score	Team's RPI: 246
39	A Missouri	48 80	49	A St. Mary's (CA)	57 72	69	H Gonzaga	59 66	103	A Hawaii	51 65	
						95	A UC Riverside	62 80	131	A Pacific	63 60	
									136	A Colorado	81 92	
									161	A Cal Poly	58 70	
									215	H Seattle	69 78	
									245	H San Diego St.	92 65	
									252	H Pepperdine	79 69	
									280	A UC Santa Barbara	70 63	
									295	H Portland	62 52	
									314	H Cal St. Fullerton	73 75	
									319	H UC Irvine	95 50	
									329	N Nevada	69 58	
LAST 12 Division I GAMES:												
319	H UC Irvine	95 50	49	A St. Mary's (CA)	57 72	252	H Pepperdine	79 69				
131	A Pacific	63 60	69	H Gonzaga	59 66	295	H Portland	62 52				
39	A Missouri	48 80	161	A Cal Poly	58 70	245	H San Diego St.	92 65				
280	A UC Santa Barbara	70 63										
95	A UC Riverside	62 80										
215	H Seattle	69 78										

Non-Div I Games:

Loyola Marymount

■ Loss, 
 ■ Non-Conf, 
 ■ S Site, 
 ■ H Home 
 ■ A Away 
 N Neutral

Average RPI Win:	235	WON-LOST	WINNING	LAST 10	STRENGTH OF	OPP. STRENGTH	TEAM	ADJ.	CONF.	ADJ CONF.
Average RPI Loss:	87	RECORD	PCT. RANK	GAMES	SCHEDULE	OF SCHEDULE	RPI	RPI	RPI	RPI
DIV. I ONLY	10- 6	110	6- 3	185	168	96	96	16	16	
DIV. I NON-CONF.	8- 6	137	5- 4	199	132	115	115	17	17	
TOTALS	RPI 1-25	RPI 26-50	W-L RECORDS	RPI 51-100	RPI 101-150	RPI 150+				
10- 6	0- 2	0- 0	OVERALL	0- 2	2- 1	8- 1				
4- 0	0- 0	0- 0	HOME	0- 0	0- 0	4- 0				
4- 5	0- 1	0- 0	AWAY	0- 2	0- 1	4- 1				
2- 1	0- 1	0- 0	NEUTRAL	0- 0	2- 0	0- 0				
8- 6	0- 2	0- 0	NON-CONFERENCE	0- 2	2- 1	6- 1				
3- 0	0- 0	0- 0	HOME	0- 0	0- 0	3- 0				
3- 5	0- 1	0- 0	AWAY	0- 2	0- 1	3- 1				
2- 1	0- 1	0- 0	NEUTRAL	0- 0	2- 0	0- 0				
2- 0	0- 0	0- 0	CONFERENCE	0- 0	0- 0	2- 0				
1- 0	0- 0	0- 0	HOME	0- 0	0- 0	1- 0				
1- 0	0- 0	0- 0	AWAY	0- 0	0- 0	1- 0				
0- 0	0- 0	0- 0	NEUTRAL	0- 0	0- 0	0- 0				

RPI 1-25			RPI 26-50			RPI 51-100			Team's RPI: 96	RPI 101+		
RPI	S	Opponent	Score	RPI	S	Opponent	Score	RPI	S	Opponent	Score	
17	N	Dayton	37 58					54	A	Boston College	48 55	126 N Missouri St. 69 65
19	A	Purdue	33 56					89	A	North Carolina	58 59	127 A Minnesota 64 91
												132 N LSU 52 41
												168 A Harvard 64 53
												177 H UMBC 65 55
												217 A Northeastern 44 56
												227 H Clemson 75 42
												239 H Bryant 76 38
												291 A Vermont 62 41
												322 A Dartmouth 59 41
												330 H Central Conn. St. 62 42
												340 A North Dakota St. 82 51
LAST 12 Division I GAMES:												
177	H	UMBC	65 55	89	A	North Carolina	58 59					
291	A	Vermont	62 41	19	A	Purdue	33 56					
132	N	LSU	52 41	227	H	Clemson	75 42					
126	N	Missouri St.	69 65	239	H	Bryant	76 38					
17	N	Dayton	37 58	322	A	Dartmouth	59 41					
330	H	Central Conn. St.	62 42	217	A	Northeastern	44 56					

Non-Div I Games: Colby 82 42

Maine

Average RPI Win:	257	WON-LOST	WINNING	LAST 10	STRENGTH OF	OPP. STRENGTH	TEAM	ADJ.	CONF.	ADJ CONF.
Average RPI Loss:	185	RECORD	PCT. RANK	GAMES	SCHEDULE	OF SCHEDULE	RPI	RPI	RPI	RPI
DIV. I ONLY	6- 8	201	5- 5	262	321	228	228	24	24	
DIV. I NON-CONF.	3- 6	234	2- 5	290	324	296	296	23	23	
TOTALS	RPI 1-25	RPI 26-50	W-L RECORDS	RPI 51-100	RPI 101-150	RPI 150+				
6- 8	0- 0	0- 0	OVERALL	0- 0	0- 3	6- 5				
3- 2	0- 0	0- 0	HOME	0- 0	0- 1	3- 1				
3- 6	0- 0	0- 0	AWAY	0- 0	0- 2	3- 4				
0- 0	0- 0	0- 0	NEUTRAL	0- 0	0- 0	0- 0				
3- 6	0- 0	0- 0	NON-CONFERENCE	0- 0	0- 2	3- 4				
2- 2	0- 0	0- 0	HOME	0- 0	0- 1	2- 1				
1- 4	0- 0	0- 0	AWAY	0- 0	0- 1	1- 3				
0- 0	0- 0	0- 0	NEUTRAL	0- 0	0- 0	0- 0				
3- 2	0- 0	0- 0	CONFERENCE	0- 0	0- 1	3- 1				
1- 0	0- 0	0- 0	HOME	0- 0	0- 0	1- 0				
2- 2	0- 0	0- 0	AWAY	0- 0	0- 1	2- 1				
0- 0	0- 0	0- 0	NEUTRAL	0- 0	0- 0	0- 0				

RPI 1-25			RPI 26-50			RPI 51-100			RPI 101+			Team's RPI: 228
RPI	S	Opponent	Score	RPI	S	Opponent	Score	RPI	S	Opponent	Score	
								108	A	Iona	56	67
								112	H	Bucknell	56	61
								125	A	Yale	36	62
								173	H	Brown	80	56
								199	A	American	48	52
								200	A	Quinnipiac	52	42
								204	H	Fordham	49	60
								205	A	Siena	59	60
								250	A	New Hampshire	57	72
								254	H	Niagara	80	62
								263	A	Fairfield	70	55
								273	A	Holy Cross	44	58
								308	A	Fairleigh Dickinson	85	78
								341	H	St. Francis Brooklyn	61	53
LAST 12 Division I GAMES:												
205	A	Siena	59	60	108	A	Iona	56	67			
263	A	Fairfield	70	55	199	A	American	48	52			
125	A	Yale	36	62	341	H	St. Francis Brooklyn	61	53			
173	H	Brown	80	56	273	A	Holy Cross	44	58			
250	A	New Hampshire	57	72	200	A	Quinnipiac	52	42			
112	H	Bucknell	56	61	254	H	Niagara	80	62			

Non-Div I Games:

Manhattan

  Loss, 
  Non-Conf, 
  S Site, 
  H Home 
  A Away 
N Neutral

Average RPI Win:	274	WON-LOST	WINNING	LAST 10	STRENGTH OF	OPP. STRENGTH	TEAM	ADJ.	CONF.	ADJ CONF.
Average RPI Loss:	116	RECORD	PCT. RANK	GAMES	SCHEDULE	OF SCHEDULE	RPI	RPI	RPI	RPI
DIV. I ONLY	4- 11	275	4- 6	155	182	232	232	24	24	
DIV. I NON-CONF.	1- 9	325	1- 6	79	110	250	250	23	23	
TOTALS	RPI 1-25	RPI 26-50	W-L RECORDS	RPI 51-100	RPI 101-150	RPI 150+				
4- 11	0- 0	0- 2	OVERALL	0- 3	0- 4	4- 2				
2- 3	0- 0	0- 0	HOME	0- 2	0- 0	2- 1				
2- 5	0- 0	0- 1	AWAY	0- 1	0- 2	2- 1				
0- 3	0- 0	0- 1	NEUTRAL	0- 0	0- 2	0- 0				
1- 9	0- 0	0- 2	NON-CONFERENCE	0- 3	0- 3	1- 1				
0- 3	0- 0	0- 0	HOME	0- 2	0- 0	0- 1				
1- 3	0- 0	0- 1	AWAY	0- 1	0- 1	1- 0				
0- 3	0- 0	0- 1	NEUTRAL	0- 0	0- 2	0- 0				
3- 2	0- 0	0- 0	CONFERENCE	0- 0	0- 1	3- 1				
2- 0	0- 0	0- 0	HOME	0- 0	0- 0	2- 0				
1- 2	0- 0	0- 0	AWAY	0- 0	0- 1	1- 1				
0- 0	0- 0	0- 0	NEUTRAL	0- 0	0- 0	0- 0				

RPI 1-25				RPI 26-50				RPI 51-100				RPI 101+				Team's RPI: 232	
RPI	S	Opponent	Score	RPI	S	Opponent	Score	RPI	S	Opponent	Score	RPI	S	Opponent	Score		
				28	N	Louisville	53 65	61	H	Princeton	44 77	106	A	Creighton	46 89		
				48	A	St. John's (NY)	47 61	66	A	South Dakota St.	68 77	108	A	Iona	49 69		
								74	H	Hofstra	67 71	126	N	Missouri St.	45 77		
												132	N	LSU	49 72		
												200	H	Quinnipiac	56 47		
												216	H	Delaware	50 56		
												263	A	Fairfield	72 57		
												284	H	Rider	66 54		
												313	A	Monmouth	52 60		
												349	A	Boston U.	73 54		
LAST 12 Division I GAMES:																	
				313	A	Monmouth	52 60	284	H	Rider	66 54						
				108	A	Iona	49 69	61	H	Princeton	44 77						
				126	N	Missouri St.	45 77	74	H	Hofstra	67 71						
				132	N	LSU	49 72	349	A	Boston U.	73 54						
				28	N	Louisville	53 65	263	A	Fairfield	72 57						
				48	A	St. John's (NY)	47 61	200	H	Quinnipiac	56 47						

Non-Div I Games:

Marist

■ Loss, 
■ Non-Conf, 
■ S Site, 
■ H Home 
■ A Away 
N Neutral

Average RPI Win:	176	WON-LOST	WINNING	LAST 10	STRENGTH OF	OPP. STRENGTH	TEAM	ADJ.	CONF.	ADJ CONF.
Average RPI Loss:	63	RECORD	PCT. RANK	GAMES	SCHEDULE	OF SCHEDULE	RPI	RPI	RPI	RPI
DIV. I ONLY	6- 10	233	4- 6	17	67	97	97	6	6	
DIV. I NON-CONF.	5- 6	180	5- 2	31	107	98	98	6	6	
TOTALS	RPI 1-25	RPI 26-50	W-L RECORDS	RPI 51-100	RPI 101-150	RPI 150+				
6- 10	0- 4	0- 2	OVERALL	1- 2	2- 0	3- 2				
3- 3	0- 1	0- 0	HOME	1- 1	2- 0	0- 1				
2- 7	0- 3	0- 2	AWAY	0- 1	0- 0	2- 1				
1- 0	0- 0	0- 0	NEUTRAL	0- 0	0- 0	1- 0				
5- 6	0- 3	0- 0	NON-CONFERENCE	1- 1	1- 0	3- 2				
2- 2	0- 1	0- 0	HOME	1- 0	1- 0	0- 1				
2- 4	0- 2	0- 0	AWAY	0- 1	0- 0	2- 1				
1- 0	0- 0	0- 0	NEUTRAL	0- 0	0- 0	1- 0				
1- 4	0- 1	0- 2	CONFERENCE	0- 1	1- 0	0- 0				
1- 1	0- 0	0- 0	HOME	0- 1	1- 0	0- 0				
0- 3	0- 1	0- 2	AWAY	0- 0	0- 0	0- 0				
0- 0	0- 0	0- 0	NEUTRAL	0- 0	0- 0	0- 0				

RPI 1-25				RPI 26-50				RPI 51-100 Team's RPI: 97				RPI 101+			
RPI	S	Opponent	Score	RPI	S	Opponent	Score	RPI	S	Opponent	Score	RPI	S	Opponent	Score
11	A	Green Bay	55 75	27	A	DePaul	86 91	76	H	Villanova	75 82	101	H	Georgetown	87 72
12	A	Arizona St.	80 90	48	A	St. John's (NY)	77 81	79	H	Auburn	70 69	124	H	Wisconsin	77 61
15	H	Oregon St.	58 65					91	A	South Dakota	69 97	160	H	IUPUI	55 60
20	A	Seton Hall	68 99									171	A	Northern Ky.	78 83
												213	A	Milwaukee	101 81
												224	N	Richmond	98 80
												317	A	FIU	95 83
LAST 12 Division I GAMES:															
101	H	Georgetown	87 72	48	A	St. John's (NY)	77 81	20	A	Seton Hall	68 99				
76	H	Villanova	75 82					27	A	DePaul	86 91				
124	H	Wisconsin	77 61					213	A	Milwaukee	101 81				
15	H	Oregon St.	58 65					12	A	Arizona St.	80 90				
224	N	Richmond	98 80					79	H	Auburn	70 69				
317	A	FIU	95 83												

Non-Div I Games:

Marquette

Average RPI Win:	266	WON-LOST	WINNING	LAST 10	STRENGTH OF	OPP. STRENGTH	TEAM	ADJ.	CONF.	ADJ CONF.
Average RPI Loss:	60	RECORD	PCT. RANK	GAMES	SCHEDULE	OF SCHEDULE	RPI	RPI	RPI	RPI
DIV. I ONLY	9- 3	52	6- 3	299	235	133	133	11	11	
DIV. I NON-CONF.	8- 1	23	7- 1	329	279	144	144	11	11	
TOTALS	RPI 1-25	RPI 26-50	W-L RECORDS	RPI 51-100	RPI 101-150	RPI 150+				
9- 3	0- 0	0- 2	OVERALL	0- 1	1- 0	8- 0				
6- 0	0- 0	0- 0	HOME	0- 0	0- 0	6- 0				
3- 2	0- 0	0- 1	AWAY	0- 1	1- 0	2- 0				
0- 1	0- 0	0- 1	NEUTRAL	0- 0	0- 0	0- 0				
8- 1	0- 0	0- 1	NON-CONFERENCE	0- 0	1- 0	7- 0				
6- 0	0- 0	0- 0	HOME	0- 0	0- 0	6- 0				
2- 0	0- 0	0- 0	AWAY	0- 0	1- 0	1- 0				
0- 1	0- 0	0- 1	NEUTRAL	0- 0	0- 0	0- 0				
1- 2	0- 0	0- 1	CONFERENCE	0- 1	0- 0	1- 0				
0- 0	0- 0	0- 0	HOME	0- 0	0- 0	0- 0				
1- 2	0- 0	0- 1	AWAY	0- 1	0- 0	1- 0				
0- 0	0- 0	0- 0	NEUTRAL	0- 0	0- 0	0- 0				

RPI 1-25				RPI 26-50				RPI 51-100				RPI 101+				Team's RPI: 133	
RPI	S	Opponent	Score	RPI	S	Opponent	Score	RPI	S	Opponent	Score	RPI	S	Opponent	Score		
				42	N	West Virginia	60 66	94	A	Fla. Atlantic	73 84	113	A	Southern Ill.	61 55		
				44	A	Western Ky.	52 81					182	H	Rhode Island	72 62		
												206	H	Cornell	73 47		
												270	H	Saint Francis (PA)	81 73		
												287	A	Morehead St.	104 101		
												317	A	FIU	65 58		
												334	H	NJIT	63 50		
												342	H	Alabama A&M	81 45		
												344	H	Norfolk St.	81 67		
LAST 12 Division I GAMES:																	
				317	A	FIU	65 58	44	A	Western Ky.	52 81						
				94	A	Fla. Atlantic	73 84	113	A	Southern Ill.	61 55						
				206	H	Cornell	73 47	344	H	Norfolk St.	81 67						
				334	H	NJIT	63 50	270	H	Saint Francis (PA)	81 73						
				182	H	Rhode Island	72 62	42	N	West Virginia	60 66						
				287	A	Morehead St.	104 101	342	H	Alabama A&M	81 45						

Non-Div I Games:      Brescia                      92    40                      West Va. Tech                      83    39

Marshall

Loss, Non-Conf, S Site, H Home A Away N Neutral

Maryland

Through Games Of Jan. 10, 2016

Average RPI Win:	179	WON-LOST	WINNING	LAST 10	STRENGTH OF	OPP. STRENGTH	TEAM	ADJ.	CONF.	ADJ CONF.
Average RPI Loss:	4	RECORD	PCT. RANK	GAMES	SCHEDULE	OF SCHEDULE	RPI	RPI	RPI	RPI
DIV. I ONLY	14- 2	12	8- 2	126	35	45	45	4	4	
DIV. I NON-CONF.	11- 1	15	7- 1	233	98	63	63	4	4	
TOTALS	RPI 1-25	RPI 26-50	W-L RECORDS	RPI 51-100	RPI 101-150	RPI 150+				
14- 2	1- 2	1- 0	OVERALL	1- 0	2- 0	9- 0				
8- 1	0- 1	1- 0	HOME	0- 0	1- 0	6- 0				
3- 0	1- 0	0- 0	AWAY	0- 0	1- 0	1- 0				
3- 1	0- 1	0- 0	NEUTRAL	1- 0	0- 0	2- 0				
11- 1	0- 1	1- 0	NON-CONFERENCE	1- 0	0- 0	9- 0				
7- 0	0- 0	1- 0	HOME	0- 0	0- 0	6- 0				
1- 0	0- 0	0- 0	AWAY	0- 0	0- 0	1- 0				
3- 1	0- 1	0- 0	NEUTRAL	1- 0	0- 0	2- 0				
3- 1	1- 1	0- 0	CONFERENCE	0- 0	2- 0	0- 0				
1- 1	0- 1	0- 0	HOME	0- 0	1- 0	0- 0				
2- 0	1- 0	0- 0	AWAY	0- 0	1- 0	0- 0				
0- 0	0- 0	0- 0	NEUTRAL	0- 0	0- 0	0- 0				

RPI 1-25				RPI 26-50				Team's RPI: 45				RPI 51-100				RPI 101+			
RPI	S	Opponent	Score	RPI	S	Opponent	Score	RPI	S	Opponent	Score	RPI	S	Opponent	Score	RPI	S	Opponent	Score
2	N	UConn	73 83	35	H	Syracuse	82 64	66	N	South Dakota St.	62 55	105	H	Nebraska	89 50				
5	H	Ohio St.	71 80									115	A	Illinois	79 63				
22	A	Iowa	76 56									154	N	Pittsburgh	70 49				
												156	H	Southern U.	94 61				
												183	H	Detroit	97 41				
												189	N	Old Dominion	95 49				
												265	H	Loyola Maryland	97 47				
												278	A	UMES	106 30				
												302	H	High Point	105 50				
												307	H	UMass Lowell	102 53				
												330	H	Central Conn. St.	86 43				
LAST 12 Division I GAMES:																			
22	A	Iowa	76 56	5	H	Ohio St.	71 80												
105	H	Nebraska	89 50	115	A	Illinois	79 63												
330	H	Central Conn. St.	86 43	2	N	UConn	73 83												
35	H	Syracuse	82 64	278	A	UMES	106 30												
154	N	Pittsburgh	70 49	156	H	Southern U.	94 61												
66	N	South Dakota St.	62 55	265	H	Loyola Maryland	97 47												

Non-Div I Games:

Maryland

Loss, Non-Conf, S Site, H Home A Away N Neutral



Massachusetts

Through Games Of Jan. 10, 2016

Average RPI Win:	246	WON-LOST	WINNING	LAST 10	STRENGTH OF	OPP. STRENGTH	TEAM	ADJ.	CONF.	ADJ CONF.
Average RPI Loss:	108	RECORD	PCT. RANK	GAMES	SCHEDULE	OF SCHEDULE	RPI	RPI	RPI	RPI
DIV. I ONLY	6- 9	219	0- 1	191	139	218	218	9	9	
DIV. I NON-CONF.	6- 6	160	0- 1	271	207	210	210	8	8	
TOTALS	RPI 1-25	RPI 26-50	W-L RECORDS	RPI 51-100	RPI 101-150	RPI 150+				
6- 9	0- 1	0- 1	OVERALL	1- 4	0- 1	5- 2				
4- 3	0- 0	0- 0	HOME	1- 3	0- 0	3- 0				
2- 5	0- 1	0- 1	AWAY	0- 0	0- 1	2- 2				
0- 1	0- 0	0- 0	NEUTRAL	0- 1	0- 0	0- 0				
6- 6	0- 1	0- 0	NON-CONFERENCE	1- 2	0- 1	5- 2				
4- 1	0- 0	0- 0	HOME	1- 1	0- 0	3- 0				
2- 4	0- 1	0- 0	AWAY	0- 0	0- 1	2- 2				
0- 1	0- 0	0- 0	NEUTRAL	0- 1	0- 0	0- 0				
0- 3	0- 0	0- 1	CONFERENCE	0- 2	0- 0	0- 0				
0- 2	0- 0	0- 0	HOME	0- 2	0- 0	0- 0				
0- 1	0- 0	0- 1	AWAY	0- 0	0- 0	0- 0				
0- 0	0- 0	0- 0	NEUTRAL	0- 0	0- 0	0- 0				

RPI 1-25				RPI 26-50				RPI 51-100				RPI 101+ Team's RPI: 218			
RPI	S	Opponent	Score	RPI	S	Opponent	Score	RPI	S	Opponent	Score	RPI	S	Opponent	Score
25	A	Duke	46 70	34	A	St. Bonaventure	41 66	51	H	Saint Joseph's	58 62	136	A	Colorado	63 90
								57	N	Ball St.	54 81	168	A	Harvard	65 67
								74	H	Hofstra	57 56	234	H	Hartford	63 57
								83	H	Buffalo	48 56	239	A	Bryant	86 69
								90	H	VCU	66 74	273	A	Holy Cross	74 60
												307	H	UMass Lowell	84 58
												330	A	Central Conn. St.	68 78
												349	H	Boston U.	73 56
LAST 12 Division I GAMES:															
57	N	Ball St.	54 81	51	H	Saint Joseph's	58 62								
34	A	St. Bonaventure	41 66	90	H	VCU	66 74								
330	A	Central Conn. St.	68 78	307	H	UMass Lowell	84 58								
74	H	Hofstra	57 56	234	H	Hartford	63 57								
239	A	Bryant	86 69	349	H	Boston U.	73 56								
136	A	Colorado	63 90	25	A	Duke	46 70								

Non-Div I Games:

Massachusetts

Loss, Non-Conf, S Site, H Home A Away N Neutral

Average RPI Win:	255	WON-LOST	WINNING	LAST 10	STRENGTH OF	OPP. STRENGTH	TEAM	ADJ.	CONF.	ADJ CONF.
Average RPI Loss:	106	RECORD	PCT. RANK	GAMES	SCHEDULE	OF SCHEDULE	RPI	RPI	RPI	RPI
DIV. I ONLY	7- 5	124	1- 0	236	159	122	122	27	27	
DIV. I NON-CONF.	5- 4	139	1- 0	158	113	99	99	25	25	
TOTALS	RPI 1-25	RPI 26-50	W-L RECORDS	RPI 51-100	RPI 101-150	RPI 150+				
7- 5	0- 1	0- 1	OVERALL	0- 1	1- 0	6- 2				
3- 0	0- 0	0- 0	HOME	0- 0	0- 0	3- 0				
3- 5	0- 1	0- 1	AWAY	0- 1	1- 0	2- 2				
1- 0	0- 0	0- 0	NEUTRAL	0- 0	0- 0	1- 0				
5- 4	0- 1	0- 1	NON-CONFERENCE	0- 1	1- 0	4- 1				
2- 0	0- 0	0- 0	HOME	0- 0	0- 0	2- 0				
2- 4	0- 1	0- 1	AWAY	0- 1	1- 0	1- 1				
1- 0	0- 0	0- 0	NEUTRAL	0- 0	0- 0	1- 0				
2- 1	0- 0	0- 0	CONFERENCE	0- 0	0- 0	2- 1				
1- 0	0- 0	0- 0	HOME	0- 0	0- 0	1- 0				
1- 1	0- 0	0- 0	AWAY	0- 0	0- 0	1- 1				
0- 0	0- 0	0- 0	NEUTRAL	0- 0	0- 0	0- 0				

RPI 1-25				RPI 26-50				RPI 51-100				RPI 101+ Team's RPI: 122			
RPI	S	Opponent	Score	RPI	S	Opponent	Score	RPI	S	Opponent	Score	RPI	S	Opponent	Score
7	A	Baylor	46 105	43	A	Chattanooga	53 68	60	A	Tulane	55 74	137	A	Texas-Arlington	63 57
												180	A	Ole Miss	56 96
												201	A	Louisiana Tech	74 71
												240	A	Stephen F. Austin	55 80
												249	H	Rice	61 53
												260	A	Houston Baptist	71 64
												292	H	La.-Monroe	72 62
												322	N	Dartmouth	78 56
												326	H	A&M-Corpus Christi	72 51
LAST 12 Division I GAMES:															
137	A	Texas-Arlington	63 57	260	A	Houston Baptist	71 64								
326	H	A&M-Corpus Christi	72 51	240	A	Stephen F. Austin	55 80								
60	A	Tulane	55 74	201	A	Louisiana Tech	74 71								
249	H	Rice	61 53	180	A	Ole Miss	56 96								
322	N	Dartmouth	78 56	292	H	La.-Monroe	72 62								
43	A	Chattanooga	53 68	7	A	Baylor	46 105								

Non-Div I Games: Loyola (LA) 70 69 Louisiana Col. 73 59 Southern-N.O. 97 61

McNeese St.

Loss, Non-Conf, S Site, H Home A Away N Neutral

Average RPI Win:	170	WON-LOST	WINNING	LAST 10	STRENGTH OF	OPP. STRENGTH	TEAM	ADJ.	CONF.	ADJ CONF.
Average RPI Loss:	130	RECORD	PCT. RANK	GAMES	SCHEDULE	OF SCHEDULE	RPI	RPI	RPI	RPI
DIV. I ONLY	9- 7	134	5- 5	176	85	153	153	7	7	
DIV. I NON-CONF.	6- 5	147	3- 4	173	111	158	158	7	7	
TOTALS	RPI 1-25	RPI 26-50	W-L RECORDS	RPI 51-100	RPI 101-150	RPI 150+				
9- 7	0- 0	0- 1	OVERALL	1- 2	4- 1	4- 3				
7- 3	0- 0	0- 1	HOME	1- 1	3- 0	3- 1				
2- 4	0- 0	0- 0	AWAY	0- 1	1- 1	1- 2				
0- 0	0- 0	0- 0	NEUTRAL	0- 0	0- 0	0- 0				
6- 5	0- 0	0- 1	NON-CONFERENCE	0- 1	4- 1	2- 2				
5- 2	0- 0	0- 1	HOME	0- 1	3- 0	2- 0				
1- 3	0- 0	0- 0	AWAY	0- 0	1- 1	0- 2				
0- 0	0- 0	0- 0	NEUTRAL	0- 0	0- 0	0- 0				
3- 2	0- 0	0- 0	CONFERENCE	1- 1	0- 0	2- 1				
2- 1	0- 0	0- 0	HOME	1- 0	0- 0	1- 1				
1- 1	0- 0	0- 0	AWAY	0- 1	0- 0	1- 0				
0- 0	0- 0	0- 0	NEUTRAL	0- 0	0- 0	0- 0				

RPI 1-25				RPI 26-50				RPI 51-100				RPI 101+				Team's RPI: 153	
RPI	S	Opponent	Score	RPI	S	Opponent	Score	RPI	S	Opponent	Score	RPI	S	Opponent	Score		
				26	H	George Washington	62 68	60	H	Tulane	83 67	101	H	Georgetown	57 53		
								98	A	Temple	58 82	111	A	Central Mich.	64 61		
								100	H	Saint Louis	57 63	113	H	Southern Ill.	61 58		
												115	H	Illinois	81 75		
												127	A	Minnesota	60 70		
												175	H	Tulsa	59 65		
												176	A	Cincinnati	64 47		
												181	A	Kansas	63 72		
												202	A	Little Rock	53 61		
												207	H	Houston	74 57		
												309	H	Jacksonville St.	70 55		
												339	H	Eastern Ill.	80 49		
LAST 12 Division I GAMES:																	
				175	H	Tulsa	59 65	207	H	Houston	74 57						
				176	A	Cincinnati	64 47	60	H	Tulane	83 67						
				26	H	George Washington	62 68	98	A	Temple	58 82						
				100	H	Saint Louis	57 63	115	H	Illinois	81 75						
				113	H	Southern Ill.	61 58	111	A	Central Mich.	64 61						
				202	A	Little Rock	53 61	127	A	Minnesota	60 70						

Non-Div I Games:

Memphis

■ Loss, 
■ Non-Conf, S Site, 
■ Home 
■ Away 
N Neutral

Average RPI Win:	287	WON-LOST	WINNING	LAST 10	STRENGTH OF	OPP. STRENGTH	TEAM	ADJ.	CONF.	ADJ CONF.
Average RPI Loss:	72	RECORD	PCT. RANK	GAMES	SCHEDULE	OF SCHEDULE	RPI	RPI	RPI	RPI
DIV. I ONLY	10- 5	90	7- 2	266	237	151	151	15	15	
DIV. I NON-CONF.	8- 5	118	6- 3	232	233	159	159	15	15	
TOTALS	RPI 1-25	RPI 26-50	W-L RECORDS	RPI 51-100	RPI 101-150	RPI 150+				
10- 5	0- 1	0- 1	OVERALL	0- 2	0- 1	10- 0				
4- 2	0- 0	0- 0	HOME	0- 1	0- 1	4- 0				
5- 2	0- 1	0- 1	AWAY	0- 0	0- 0	5- 0				
1- 1	0- 0	0- 0	NEUTRAL	0- 1	0- 0	1- 0				
8- 5	0- 1	0- 1	NON-CONFERENCE	0- 2	0- 1	8- 0				
4- 2	0- 0	0- 0	HOME	0- 1	0- 1	4- 0				
3- 2	0- 1	0- 1	AWAY	0- 0	0- 0	3- 0				
1- 1	0- 0	0- 0	NEUTRAL	0- 1	0- 0	1- 0				
2- 0	0- 0	0- 0	CONFERENCE	0- 0	0- 0	2- 0				
0- 0	0- 0	0- 0	HOME	0- 0	0- 0	0- 0				
2- 0	0- 0	0- 0	AWAY	0- 0	0- 0	2- 0				
0- 0	0- 0	0- 0	NEUTRAL	0- 0	0- 0	0- 0				

RPI 1-25				RPI 26-50				RPI 51-100				RPI 101+ Team's RPI: 151			
RPI	S	Opponent	Score	RPI	S	Opponent	Score	RPI	S	Opponent	Score	RPI	S	Opponent	Score
18	A	Florida St.	36 79	46	A	Georgia	44 57	84	N	Charlotte	62 72	113	H	Southern Ill.	52 55
								100	H	Saint Louis	60 68	186	H	Col. of Charleston	66 58
												261	A	UNCG	86 78
												272	N	Howard	70 53
												285	A	Tennessee Tech	63 47
												297	H	North Florida	68 54
												309	H	Jacksonville St.	46 39
												310	H	Ga. Southern	62 50
												312	A	Kennesaw St.	72 61
												316	A	Florida A&M	54 50
												318	A	Western Caro.	92 88
LAST 12 Division I GAMES:															
318	A	Western Caro.	92 88	316	A	Florida A&M	54 50	297	H	North Florida	68 54	186	H	Col. of Charleston	66 58
261	A	UNCG	86 78	272	N	Howard	70 53	113	H	Southern Ill.	52 55	309	H	Jacksonville St.	46 39
312	A	Kennesaw St.	72 61	46	A	Georgia	44 57	84	N	Charlotte	62 72	18	A	Florida St.	36 79

Non-Div I Games: Faulkner 86 33 Coastal Ga. 87 48

Mercer

Loss, Non-Conf, S Site, H Home A Away N Neutral

Average RPI Win:	178	WON-LOST	WINNING	LAST 10	STRENGTH OF	OPP. STRENGTH	TEAM	ADJ.	CONF.	ADJ CONF.
Average RPI Loss:	38	RECORD	PCT. RANK	GAMES	SCHEDULE	OF SCHEDULE	RPI	RPI	RPI	RPI
DIV. I ONLY	15- 2	11	8- 2	140	66	41	41	5	5	
DIV. I NON-CONF.	12- 1	10	7- 1	180	106	33	33	5	5	
TOTALS	RPI 1-25	RPI 26-50	W-L RECORDS	RPI 51-100	RPI 101-150	RPI 150+				
15- 2	0- 1	0- 0	OVERALL	4- 1	2- 0	9- 0				
10- 0	0- 0	0- 0	HOME	2- 0	1- 0	7- 0				
4- 1	0- 0	0- 0	AWAY	1- 1	1- 0	2- 0				
1- 1	0- 1	0- 0	NEUTRAL	1- 0	0- 0	0- 0				
12- 1	0- 1	0- 0	NON-CONFERENCE	3- 0	2- 0	7- 0				
8- 0	0- 0	0- 0	HOME	1- 0	1- 0	6- 0				
3- 0	0- 0	0- 0	AWAY	1- 0	1- 0	1- 0				
1- 1	0- 1	0- 0	NEUTRAL	1- 0	0- 0	0- 0				
3- 1	0- 0	0- 0	CONFERENCE	1- 1	0- 0	2- 0				
2- 0	0- 0	0- 0	HOME	1- 0	0- 0	1- 0				
1- 1	0- 0	0- 0	AWAY	0- 1	0- 0	1- 0				
0- 0	0- 0	0- 0	NEUTRAL	0- 0	0- 0	0- 0				

RPI S	Opponent	Score	RPI S	Opponent	Score	Team's RPI: 41	RPI S	Opponent	Score	RPI S	Opponent	Score
7 N	Baylor	81 88					65 H	North Carolina St.	73 44	115 H	Illinois	73 64
							68 A	Virginia	56 76	130 A	Loyola Chicago	77 50
							73 N	Indiana	89 75	154 H	Pittsburgh	79 55
							84 A	Charlotte	77 70	164 H	Coppin St.	78 59
							87 H	Wright St.	80 67	189 A	Old Dominion	61 35
										213 H	Milwaukee	77 38
										227 A	Clemson	83 49
										258 H	Bethune-Cookman	55 47
										290 H	La Salle	86 58
										307 H	UMass Lowell	84 53
										317 H	FIU	83 55
LAST 12 Division I GAMES:												
227 A	Clemson	83 49	68 A	Virginia	56 76							
154 H	Pittsburgh	79 55	65 H	North Carolina St.	73 44							
164 H	Coppin St.	78 59	317 H	FIU	83 55							
115 H	Illinois	73 64	73 N	Indiana	89 75							
290 H	La Salle	86 58	7 N	Baylor	81 88							
213 H	Milwaukee	77 38	307 H	UMass Lowell	84 53							

Non-Div I Games:

Miami (FL)

■ Loss, 
 ■ Non-Conf, S Site, 
 ■ Home 
 ■ Away 
 N Neutral

Average RPI Win:	253	WON-LOST	WINNING	LAST 10	STRENGTH OF	OPP. STRENGTH	TEAM	ADJ.	CONF.	ADJ CONF.
Average RPI Loss:	126	RECORD	PCT. RANK	GAMES	SCHEDULE	OF SCHEDULE	RPI	RPI	RPI	RPI
DIV. I ONLY	7- 7	159	5- 5	245	194	223	223	10	10	
DIV. I NON-CONF.	6- 5	147	5- 4	276	152	214	214	10	10	
TOTALS	RPI 1-25	RPI 26-50	W-L RECORDS	RPI 51-100	RPI 101-150	RPI 150+				
7- 7	0- 0	0- 0	OVERALL	0- 4	0- 0	7- 3				
5- 3	0- 0	0- 0	HOME	0- 0	0- 0	5- 3				
1- 4	0- 0	0- 0	AWAY	0- 4	0- 0	1- 0				
1- 0	0- 0	0- 0	NEUTRAL	0- 0	0- 0	1- 0				
6- 5	0- 0	0- 0	NON-CONFERENCE	0- 3	0- 0	6- 2				
4- 2	0- 0	0- 0	HOME	0- 0	0- 0	4- 2				
1- 3	0- 0	0- 0	AWAY	0- 3	0- 0	1- 0				
1- 0	0- 0	0- 0	NEUTRAL	0- 0	0- 0	1- 0				
1- 2	0- 0	0- 0	CONFERENCE	0- 1	0- 0	1- 1				
1- 1	0- 0	0- 0	HOME	0- 0	0- 0	1- 1				
0- 1	0- 0	0- 0	AWAY	0- 1	0- 0	0- 0				
0- 0	0- 0	0- 0	NEUTRAL	0- 0	0- 0	0- 0				

RPI 1-25			RPI 26-50			RPI 51-100			RPI 101+			Team's RPI: 223
RPI	S	Opponent	Score	RPI	S	Opponent	Score	RPI	S	Opponent	Score	
						57 A Ball St.	41 66	170 H Eastern Ky.		72 77		
						63 A Michigan	55 97	171 H Northern Ky.		57 71		
						86 A UT Martin	47 74	194 A Valparaiso		75 72		
						94 A Fla. Atlantic	65 68	225 H Oakland		65 54		
								230 H Northern Ill.		66 60		
								233 H Austin Peay		75 60		
								243 H Bowling Green		58 64		
								287 H Morehead St.		59 57		
								288 H Evansville		91 85		
								311 N LIU Brooklyn		68 49		
LAST 12 Division I GAMES:												
						57 A Ball St.	41 66	243 H Bowling Green		58 64		
						230 H Northern Ill.	66 60	94 A Fla. Atlantic		65 68		
						194 A Valparaiso	75 72	311 N LIU Brooklyn		68 49		
						287 H Morehead St.	59 57	63 A Michigan		55 97		
						170 H Eastern Ky.	72 77	86 A UT Martin		47 74		
						233 H Austin Peay	75 60	225 H Oakland		65 54		

Non-Div I Games:

Miami (OH)

## Michigan

Through Games Of Jan. 10, 2016

Average RPI Win:	174	WON-LOST	WINNING	LAST 10	STRENGTH OF	OPP. STRENGTH	TEAM	ADJ.	CONF.	ADJ CONF.
Average RPI Loss:	47	RECORD	PCT. RANK	GAMES	SCHEDULE	OF SCHEDULE	RPI	RPI	RPI	RPI
DIV. I ONLY	10- 5	90	5- 5	29	108	63	63	4	4	
DIV. I NON-CONF.	8- 3	78	5- 3	78	183	76	76	4	4	
TOTALS	RPI 1-25	RPI 26-50	W-L RECORDS	RPI 51-100	RPI 101-150	RPI 150+				
10- 5	1- 2	0- 0	OVERALL	0- 3	3- 0	6- 0				
8- 2	1- 2	0- 0	HOME	0- 0	2- 0	5- 0				
2- 3	0- 0	0- 0	AWAY	0- 3	1- 0	1- 0				
0- 0	0- 0	0- 0	NEUTRAL	0- 0	0- 0	0- 0				
8- 3	0- 1	0- 0	NON-CONFERENCE	0- 2	2- 0	6- 0				
7- 1	0- 1	0- 0	HOME	0- 0	2- 0	5- 0				
1- 2	0- 0	0- 0	AWAY	0- 2	0- 0	1- 0				
0- 0	0- 0	0- 0	NEUTRAL	0- 0	0- 0	0- 0				
2- 2	1- 1	0- 0	CONFERENCE	0- 1	1- 0	0- 0				
1- 1	1- 1	0- 0	HOME	0- 0	0- 0	0- 0				
1- 1	0- 0	0- 0	AWAY	0- 1	1- 0	0- 0				
0- 0	0- 0	0- 0	NEUTRAL	0- 0	0- 0	0- 0				

RPI 1-25				RPI 26-50				RPI 51-100 Team's RPI: 63				RPI 101+			
RPI	S	Opponent	Score	RPI	S	Opponent	Score	RPI	S	Opponent	Score	RPI	S	Opponent	Score
13	H	UCLA	77 86					61	A	Princeton	57 74	127	A	Minnesota	93 86
19	H	Purdue	63 65					70	A	Eastern Mich.	63 64	143	H	Xavier	92 54
22	H	Iowa	82 75					73	A	Indiana	69 77	147	H	Oral Roberts	61 44
												154	H	Pittsburgh	82 45
												183	A	Detroit	88 61
												223	H	Miami (OH)	97 55
												234	H	Hartford	83 47
												247	H	USC Upstate	119 61
												257	H	Binghamton	90 62
LAST 12 Division I GAMES:															
127	A	Minnesota	93 86	73	A	Indiana	69 77								
22	H	Iowa	82 75	19	H	Purdue	63 65								
154	H	Pittsburgh	82 45	70	A	Eastern Mich.	63 64								
147	H	Oral Roberts	61 44	223	H	Miami (OH)	97 55								
234	H	Hartford	83 47	13	H	UCLA	77 86								
247	H	USC Upstate	119 61	61	A	Princeton	57 74								

Non-Div I Games:

Michigan

■ Loss, 
 ■ Non-Conf, S Site, 
 ■ Home 
 ■ Away 
 N Neutral

Average RPI Win: 149		WON-LOST	WINNING	LAST 10	STRENGTH OF	OPP. STRENGTH	TEAM	ADJ.	CONF.	ADJ CONF.
Average RPI Loss: 13		RECORD	PCT. RANK	GAMES	SCHEDULE	OF SCHEDULE	RPI	RPI	RPI	RPI
DIV. I ONLY		12- 3	33	8- 2	38	30	21	21	4	4
DIV. I NON-CONF.		9- 2	37	6- 2	50	65	27	27	4	4
TOTALS		RPI 1-25	RPI 26-50		W-L RECORDS		RPI 51-100	RPI 101-150	RPI 150+	
12- 3	0- 2	1- 1		OVERALL		2- 0	3- 0	6- 0		
7- 1	0- 0	1- 1		HOME		2- 0	3- 0	1- 0		
4- 1	0- 1	0- 0		AWAY		0- 0	0- 0	4- 0		
1- 1	0- 1	0- 0		NEUTRAL		0- 0	0- 0	1- 0		
9- 2	0- 1	1- 1		NON-CONFERENCE		1- 0	2- 0	5- 0		
5- 1	0- 0	1- 1		HOME		1- 0	2- 0	1- 0		
3- 0	0- 0	0- 0		AWAY		0- 0	0- 0	3- 0		
1- 1	0- 1	0- 0		NEUTRAL		0- 0	0- 0	1- 0		
3- 1	0- 1	0- 0		CONFERENCE		1- 0	1- 0	1- 0		
2- 0	0- 0	0- 0		HOME		1- 0	1- 0	0- 0		
1- 1	0- 1	0- 0		AWAY		0- 0	0- 0	1- 0		
0- 0	0- 0	0- 0		NEUTRAL		0- 0	0- 0	0- 0		

RPI	S	Opponent	Score	RPI	S	Opponent	Score	RPI	S	Opponent	Score	RPI	S	Opponent	Score
5	A	Ohio St.	80 85	28	H	Louisville	78 85	81	H	Northwestern	74 51	123	H	Idaho St.	79 60
7	N	Baylor	76 84	46	H	Georgia	66 45	99	H	Western Mich.	78 40	124	H	Wisconsin	77 67
												130	H	Loyola Chicago	76 47
												162	A	Penn St.	71 55
												176	N	Cincinnati	103 63
												183	H	Detroit	81 42
												217	A	Northeastern	77 51
												221	A	Davidson	73 44
												225	A	Oakland	82 62
LAST 12 Division I GAMES:															
				81	H	Northwestern	74 51					124	H	Wisconsin	77 67
				162	A	Penn St.	71 55					5	A	Ohio St.	80 85
				130	H	Loyola Chicago	76 47					183	H	Detroit	81 42
				28	H	Louisville	78 85					217	A	Northeastern	77 51
				7	N	Baylor	76 84					225	A	Oakland	82 62
				176	N	Cincinnati	103 63					221	A	Davidson	73 44

Non-Div I Games:

Michigan St.

■ Loss, 
 ■ Non-Conf, S Site, 
 ■ Home 
 ■ Away 
 N Neutral



Average RPI Win:	218	WON-LOST	WINNING	LAST 10	STRENGTH OF	OPP. STRENGTH	TEAM	ADJ.	CONF.	ADJ CONF.
Average RPI Loss:	69	RECORD	PCT. RANK	GAMES	SCHEDULE	OF SCHEDULE	RPI	RPI	RPI	RPI
DIV. I ONLY	8- 6	126	7- 3	59	163	88	88	11	11	
DIV. I NON-CONF.	6- 5	147	6- 3	63	162	103	103	11	11	
TOTALS	RPI 1-25	RPI 26-50	W-L RECORDS	RPI 51-100	RPI 101-150	RPI 150+				
8- 6	0- 1	0- 2	OVERALL	0- 1	2- 2	6- 0				
4- 2	0- 1	0- 0	HOME	0- 1	1- 0	3- 0				
4- 3	0- 0	0- 1	AWAY	0- 0	1- 0	3- 0				
0- 1	0- 0	0- 0	NEUTRAL	0- 0	0- 1	0- 0				
6- 5	0- 1	0- 1	NON-CONFERENCE	0- 1	2- 2	4- 0				
3- 2	0- 1	0- 0	HOME	0- 1	1- 0	2- 0				
3- 2	0- 0	0- 1	AWAY	0- 0	1- 1	2- 0				
0- 1	0- 0	0- 0	NEUTRAL	0- 0	0- 1	0- 0				
2- 1	0- 0	0- 1	CONFERENCE	0- 0	0- 0	2- 0				
1- 0	0- 0	0- 0	HOME	0- 0	0- 0	1- 0				
1- 1	0- 0	0- 1	AWAY	0- 0	0- 0	1- 0				
0- 0	0- 0	0- 0	NEUTRAL	0- 0	0- 0	0- 0				

RPI 1-25				RPI 26-50				RPI 51-100				Team's RPI: 88	RPI 101+			
RPI	S	Opponent	Score	RPI	S	Opponent	Score	RPI	S	Opponent	Score		RPI	S	Opponent	Score
8	H	Kentucky	52 68	31	A	UTEP	73 84	68	H	Virginia	66 70		111	A	Central Mich.	59 81
				47	A	Ohio	49 72						126	H	Missouri St.	70 54
													143	A	Xavier	62 53
													149	N	Alabama	46 64
													180	H	Ole Miss	84 75
													191	H	UAB	68 40
													233	A	Austin Peay	86 55
													256	A	UTSA	74 63
													285	H	Tennessee Tech	69 53
													329	A	Nevada	90 46
LAST 12 Division I GAMES:																
256	A	UTSA	74 63	191	H	UAB	68 40									
31	A	UTEP	73 84	47	A	Ohio	49 72									
233	A	Austin Peay	86 55	285	H	Tennessee Tech	69 53									
329	A	Nevada	90 46	126	H	Missouri St.	70 54									
149	N	Alabama	46 64	8	H	Kentucky	52 68									
180	H	Ole Miss	84 75	143	A	Xavier	62 53									

Non-Div I Games:

Middle Tenn.

■ Loss, 
 ■ Non-Conf, S Site, 
 ■ Home 
 ■ Away 
 N Neutral

Average RPI Win:	306	WON-LOST	WINNING	LAST 10	STRENGTH OF	OPP. STRENGTH	TEAM	ADJ.	CONF.	ADJ CONF.
Average RPI Loss:	97	RECORD	PCT. RANK	GAMES	SCHEDULE	OF SCHEDULE	RPI	RPI	RPI	RPI
DIV. I ONLY	7- 7	159	5- 5	269	227	213	213	14	14	
DIV. I NON-CONF.	6- 5	147	5- 4	313	272	232	232	14	14	
TOTALS	RPI 1-25	RPI 26-50	W-L RECORDS	RPI 51-100	RPI 101-150	RPI 150+				
7- 7	0- 1	0- 1	OVERALL	0- 4	0- 0	7- 1				
3- 3	0- 1	0- 0	HOME	0- 1	0- 0	3- 1				
3- 4	0- 0	0- 1	AWAY	0- 3	0- 0	3- 0				
1- 0	0- 0	0- 0	NEUTRAL	0- 0	0- 0	1- 0				
6- 5	0- 0	0- 1	NON-CONFERENCE	0- 3	0- 0	6- 1				
3- 2	0- 0	0- 0	HOME	0- 1	0- 0	3- 1				
2- 3	0- 0	0- 1	AWAY	0- 2	0- 0	2- 0				
1- 0	0- 0	0- 0	NEUTRAL	0- 0	0- 0	1- 0				
1- 2	0- 1	0- 0	CONFERENCE	0- 1	0- 0	1- 0				
0- 1	0- 1	0- 0	HOME	0- 0	0- 0	0- 0				
1- 1	0- 0	0- 0	AWAY	0- 1	0- 0	1- 0				
0- 0	0- 0	0- 0	NEUTRAL	0- 0	0- 0	0- 0				

RPI 1-25				RPI 26-50				RPI 51-100				RPI 101+ Team's RPI: 213			
RPI	S	Opponent	Score	RPI	S	Opponent	Score	RPI	S	Opponent	Score	RPI	S	Opponent	Score
11	H	Green Bay	42 63	41	A	Miami (FL)	38 77	81	A	Northwestern	44 69	230	H	Northern Ill.	73 58
								82	A	Youngstown St.	67 69	271	H	Denver	49 56
								94	A	Fla. Atlantic	67 71	290	N	La Salle	69 53
								97	H	Marquette	81 101	300	H	UMKC	70 48
												315	A	Cleveland St.	62 46
												333	H	IPFW	73 60
												335	A	Chicago St.	55 48
												339	A	Eastern Ill.	82 71
LAST 12 Division I GAMES:															
315	A	Cleveland St.	62 46	335	A	Chicago St.	55 48	11	H	Green Bay	42 63				
82	A	Youngstown St.	67 69	81	A	Northwestern	44 69	333	H	IPFW	73 60				
230	H	Northern Ill.	73 58	97	H	Marquette	81 101	271	H	Denver	49 56				
290	N	La Salle	69 53	41	A	Miami (FL)	38 77	339	A	Eastern Ill.	82 71				

Non-Div I Games:

Milwaukee

■ Loss, 
 ■ Non-Conf, 
 ■ S Site, 
 ■ H Home 
 ■ A Away 
 N Neutral

Average RPI Win:	217	WON-LOST	WINNING	LAST 10	STRENGTH OF	OPP. STRENGTH	TEAM	ADJ.	CONF.	ADJ CONF.
Average RPI Loss:	70	RECORD	PCT. RANK	GAMES	SCHEDULE	OF SCHEDULE	RPI	RPI	RPI	RPI
DIV. I ONLY	10- 5	90	6- 4	207	60	127	127	4	4	
DIV. I NON-CONF.	8- 3	78	5- 3	250	176	146	146	4	4	
TOTALS	RPI 1-25	RPI 26-50	W-L RECORDS	RPI 51-100	RPI 101-150	RPI 150+				
10- 5	0- 2	0- 0	OVERALL	1- 2	1- 0	8- 1				
7- 2	0- 0	0- 0	HOME	1- 1	0- 0	6- 1				
2- 2	0- 2	0- 0	AWAY	0- 0	1- 0	1- 0				
1- 1	0- 0	0- 0	NEUTRAL	0- 1	0- 0	1- 0				
8- 3	0- 1	0- 0	NON-CONFERENCE	1- 1	0- 0	7- 1				
6- 1	0- 0	0- 0	HOME	1- 0	0- 0	5- 1				
1- 1	0- 1	0- 0	AWAY	0- 0	0- 0	1- 0				
1- 1	0- 0	0- 0	NEUTRAL	0- 1	0- 0	1- 0				
2- 2	0- 1	0- 0	CONFERENCE	0- 1	1- 0	1- 0				
1- 1	0- 0	0- 0	HOME	0- 1	0- 0	1- 0				
1- 1	0- 1	0- 0	AWAY	0- 0	1- 0	0- 0				
0- 0	0- 0	0- 0	NEUTRAL	0- 0	0- 0	0- 0				

RPI	S	Opponent	Score	RPI	S	Opponent	Score	RPI	S	Opponent	Score	RPI	S	Opponent	Score	Team's RPI: 127
16	A	Rutgers	55 66					63	H	Michigan	86 93	115	A	Illinois	106 75	
25	A	Duke	64 84					79	N	Auburn	79 81	153	H	Memphis	70 60	
								96	H	Maine	91 64	162	H	Penn St.	98 85	
												165	H	New Mexico	53 72	
												188	N	Stetson	72 69	
												220	H	North Dakota	57 47	
												280	H	Towson	105 86	
												294	H	Wofford	98 54	
												325	A	Kent St.	85 73	
												334	H	NJIT	83 50	
LAST 12 Division I GAMES:																
63	H	Michigan	86 93	162	H	Penn St.	98 85									
115	A	Illinois	106 75	16	A	Rutgers	55 66									
280	H	Towson	105 86	334	H	NJIT	83 50									
25	A	Duke	64 84	220	H	North Dakota	57 47									
79	N	Auburn	79 81	165	H	New Mexico	53 72									
188	N	Stetson	72 69	153	H	Memphis	70 60									

Non-Div I Games:

Minnesota

Average RPI Win:	173	WON-LOST	WINNING	LAST 10	STRENGTH OF	OPP. STRENGTH	TEAM	ADJ.	CONF.	ADJ CONF.
Average RPI Loss:	4	RECORD	PCT. RANK	GAMES	SCHEDULE	OF SCHEDULE	RPI	RPI	RPI	RPI
DIV. I ONLY	16- 1	4	10- 0	190	74	33	33	3	3	
DIV. I NON-CONF.	13- 1	9	8- 1	256	94	55	55	2	2	
TOTALS	RPI 1-25	RPI 26-50	W-L RECORDS	RPI 51-100	RPI 101-150	RPI 150+				
16- 1	1- 1	1- 0	OVERALL	3- 0	2- 0	9- 0				
10- 0	0- 0	0- 0	HOME	1- 0	1- 0	8- 0				
2- 1	1- 1	0- 0	AWAY	0- 0	0- 0	1- 0				
4- 0	0- 0	1- 0	NEUTRAL	2- 0	1- 0	0- 0				
13- 1	0- 1	1- 0	NON-CONFERENCE	2- 0	2- 0	8- 0				
8- 0	0- 0	0- 0	HOME	0- 0	1- 0	7- 0				
1- 1	0- 1	0- 0	AWAY	0- 0	0- 0	1- 0				
4- 0	0- 0	1- 0	NEUTRAL	2- 0	1- 0	0- 0				
3- 0	1- 0	0- 0	CONFERENCE	1- 0	0- 0	1- 0				
2- 0	0- 0	0- 0	HOME	1- 0	0- 0	1- 0				
1- 0	1- 0	0- 0	AWAY	0- 0	0- 0	0- 0				
0- 0	0- 0	0- 0	NEUTRAL	0- 0	0- 0	0- 0				

RPI 1-25				RPI 26-50				Team's RPI: 33				RPI 51-100				RPI 101+			
RPI	S	Opponent	Score	RPI	S	Opponent	Score	RPI	S	Opponent	Score	RPI	S	Opponent	Score	RPI	S	Opponent	Score
4	A	Texas	47 53	37	N	South Fla.	68 58	56	N	FGCU	65 60	135	N	SMU	72 70				
24	A	Florida	76 70					79	H	Auburn	60 45	138	H	Southern Miss.	78 65				
								99	N	Western Mich.	90 68	169	H	Samford	68 47				
												178	H	Arkansas	80 55				
												197	H	Tennessee St.	82 54				
												201	A	Louisiana Tech	93 63				
												226	H	Grambling	107 43				
												274	H	Savannah St.	92 25				
												279	H	Southeastern La.	81 41				
												331	H	Mississippi Val.	109 37				
												344	H	Norfolk St.	92 34				
LAST 12 Division I GAMES:																			
178	H	Arkansas	80 55	24	A	Florida	76 70												
79	H	Auburn	60 45	37	N	South Fla.	68 58												
138	H	Southern Miss.	78 65	279	H	Southeastern La.	81 41												
201	A	Louisiana Tech	93 63	135	N	SMU	72 70												
197	H	Tennessee St.	82 54	99	N	Western Mich.	90 68												
4	A	Texas	47 53	56	N	FGCU	65 60												

Non-Div I Games:

Mississippi St.

■ Loss, 
■ Non-Conf, 
■ S Site, 
■ H Home 
■ A Away 
N Neutral

## Mississippi Val.

Through Games Of Jan. 10, 2016

Average RPI Win:	332	WON-LOST	WINNING	LAST 10	STRENGTH OF	OPP. STRENGTH	TEAM	ADJ.	CONF.	ADJ CONF.
Average RPI Loss:	180	RECORD	PCT. RANK	GAMES	SCHEDULE	OF SCHEDULE	RPI	RPI	RPI	RPI
DIV. I ONLY	1- 9	335	1- 7	259	286	331	331	32	32	
DIV. I NON-CONF.	0- 8	338	0- 8	108	258	312	312	31	31	
TOTALS	RPI 1-25	RPI 26-50	W-L RECORDS	RPI 51-100	RPI 101-150	RPI 150+				
1- 9	0- 0	0- 1	OVERALL	0- 1	0- 2	1- 5				
1- 0	0- 0	0- 0	HOME	0- 0	0- 0	1- 0				
0- 8	0- 0	0- 1	AWAY	0- 1	0- 2	0- 4				
0- 1	0- 0	0- 0	NEUTRAL	0- 0	0- 0	0- 1				
0- 8	0- 0	0- 1	NON-CONFERENCE	0- 1	0- 2	0- 4				
0- 0	0- 0	0- 0	HOME	0- 0	0- 0	0- 0				
0- 7	0- 0	0- 1	AWAY	0- 1	0- 2	0- 3				
0- 1	0- 0	0- 0	NEUTRAL	0- 0	0- 0	0- 1				
1- 1	0- 0	0- 0	CONFERENCE	0- 0	0- 0	1- 1				
1- 0	0- 0	0- 0	HOME	0- 0	0- 0	1- 0				
0- 1	0- 0	0- 0	AWAY	0- 0	0- 0	0- 1				
0- 0	0- 0	0- 0	NEUTRAL	0- 0	0- 0	0- 0				

RPI 1-25				RPI 26-50				RPI 51-100				RPI 101+				Team's RPI: 331	
RPI	S	Opponent	Score	RPI	S	Opponent	Score	RPI	S	Opponent	Score	RPI	S	Opponent	Score		
				33	A	Mississippi St.	37 109										
								59	A	Vanderbilt	39 89	138	A	Southern Miss.	55 71		
												149	A	Alabama	35 98		
												178	A	Arkansas	46 86		
												180	A	Ole Miss	61 97		
												191	A	UAB	33 80		
												332	H	Ark.-Pine Bluff	62 60		
												346	A	Alabama St.	50 100		
												347	N	Nicholls St.	54 63		
LAST 12 Division I GAMES:																	
				346	A	Alabama St.	50 100					178	A	Arkansas	46 86		
				332	H	Ark.-Pine Bluff	62 60					191	A	UAB	33 80		
				59	A	Vanderbilt	39 89					347	N	Nicholls St.	54 63		
				180	A	Ole Miss	61 97					138	A	Southern Miss.	55 71		
												33	A	Mississippi St.	37 109		
												149	A	Alabama	35 98		

Non-Div I Games: Philander Smith 64 53 Blue Mountain 72 67

Mississippi Val.

Loss, Non-Conf, S Site, H Home A Away N Neutral

Average RPI Win:	182	WON-LOST	WINNING	LAST 10	STRENGTH OF	OPP. STRENGTH	TEAM	ADJ.	CONF.	ADJ CONF.
Average RPI Loss:	8	RECORD	PCT. RANK	GAMES	SCHEDULE	OF SCHEDULE	RPI	RPI	RPI	RPI
DIV. I ONLY	14- 2	12	8- 2	115	73	39	39	3	3	
DIV. I NON-CONF.	13- 0	1	9- 0	237	155	37	37	2	2	
TOTALS	RPI 1-25	RPI 26-50	W-L RECORDS	RPI 51-100	RPI 101-150	RPI 150+				
14- 2	0- 2	2- 0	OVERALL	1- 0	2- 0	9- 0				
8- 1	0- 1	0- 0	HOME	1- 0	0- 0	7- 0				
5- 1	0- 0	2- 0	AWAY	0- 0	2- 0	1- 0				
1- 0	0- 0	0- 0	NEUTRAL	0- 0	0- 0	1- 0				
13- 0	0- 0	1- 0	NON-CONFERENCE	1- 0	2- 0	9- 0				
8- 0	0- 0	0- 0	HOME	1- 0	0- 0	7- 0				
4- 0	0- 0	1- 0	AWAY	0- 0	2- 0	1- 0				
1- 0	0- 0	0- 0	NEUTRAL	0- 0	0- 0	1- 0				
1- 2	0- 2	1- 0	CONFERENCE	0- 0	0- 0	0- 0				
0- 1	0- 1	0- 0	HOME	0- 0	0- 0	0- 0				
1- 1	0- 1	1- 0	AWAY	0- 0	0- 0	0- 0				
0- 0	0- 0	0- 0	NEUTRAL	0- 0	0- 0	0- 0				

RPI 1-25				RPI 26-50				Team's RPI: 39	RPI 51-100				RPI 101+			
RPI	S	Opponent	Score	RPI	S	Opponent	Score		RPI	S	Opponent	Score	RPI	S	Opponent	Score
6	A	South Carolina	58 83	46	A	Georgia	54 48		84	H	Charlotte	88 71	126	A	Missouri St.	71 55
10	H	Tennessee	55 71	49	A	St. Mary's (CA)	95 78						136	A	Colorado	79 75
													158	H	Texas St.	82 56
													167	H	SIUE	75 46
													179	H	Wake Forest	94 81
													184	H	Southeast Mo. St.	74 32
													217	N	Northeastern	69 56
													246	H	Loyola Marymount	80 48
													298	A	Wichita St.	57 37
													323	H	Lamar	91 57
													332	H	Ark.-Pine Bluff	85 34
LAST 12 Division I GAMES:																
6	A	South Carolina	58 83	158	H	Texas St.	82 56									
46	A	Georgia	54 48	323	H	Lamar	91 57									
10	H	Tennessee	55 71	136	A	Colorado	79 75									
84	H	Charlotte	88 71	246	H	Loyola Marymount	80 48									
217	N	Northeastern	69 56	184	H	Southeast Mo. St.	74 32									
167	H	SIUE	75 46	49	A	St. Mary's (CA)	95 78									

Non-Div I Games:

Missouri

Average RPI Win:	214	WON-LOST	WINNING	LAST 10	STRENGTH OF	OPP. STRENGTH	TEAM	ADJ.	CONF.	ADJ CONF.
Average RPI Loss:	68	RECORD	PCT. RANK	GAMES	SCHEDULE	OF SCHEDULE	RPI	RPI	RPI	RPI
DIV. I ONLY	8- 7	151	7- 3	118	76	126	126	21	21	
DIV. I NON-CONF.	6- 5	147	5- 3	82	28	102	102	16	16	
TOTALS	RPI 1-25	RPI 26-50	W-L RECORDS	RPI 51-100	RPI 101-150	RPI 150+				
8- 7	0- 1	0- 2	OVERALL	0- 3	1- 1	7- 0				
2- 4	0- 0	0- 2	HOME	0- 1	1- 1	1- 0				
5- 1	0- 0	0- 0	AWAY	0- 1	0- 0	5- 0				
1- 2	0- 1	0- 0	NEUTRAL	0- 1	0- 0	1- 0				
6- 5	0- 1	0- 2	NON-CONFERENCE	0- 2	1- 0	5- 0				
2- 2	0- 0	0- 2	HOME	0- 0	1- 0	1- 0				
3- 1	0- 0	0- 0	AWAY	0- 1	0- 0	3- 0				
1- 2	0- 1	0- 0	NEUTRAL	0- 1	0- 0	1- 0				
2- 2	0- 0	0- 0	CONFERENCE	0- 1	0- 1	2- 0				
0- 2	0- 0	0- 0	HOME	0- 1	0- 1	0- 0				
2- 0	0- 0	0- 0	AWAY	0- 0	0- 0	2- 0				
0- 0	0- 0	0- 0	NEUTRAL	0- 0	0- 0	0- 0				

RPI 1-25				RPI 26-50				RPI 51-100				RPI 101+				Team's RPI: 126	
RPI	S	Opponent	Score	RPI	S	Opponent	Score	RPI	S	Opponent	Score	RPI	S	Opponent	Score		
3	N	Stanford	65 82	39	H	Missouri	55 71	85	H	Drake	75 82	128	H	UNI	60 65		
				40	H	Oklahoma St.	55 74	88	A	Middle Tenn.	54 70	147	H	Oral Roberts	72 64		
								96	N	Maine	65 69	170	H	Eastern Ky.	87 63		
												178	A	Arkansas	69 54		
												180	A	Ole Miss	91 78		
												202	A	Little Rock	64 58		
												232	N	Marist	77 45		
												262	A	Indiana St.	59 51		
												337	A	Illinois St.	73 51		
LAST 12 Division I GAMES:																	
128	H	UNI	60 65	202	A	Little Rock	64 58	85	H	Drake	75 82	88	A	Middle Tenn.	54 70		
262	A	Indiana St.	59 51	147	H	Oral Roberts	72 64	337	A	Illinois St.	73 51	170	H	Eastern Ky.	87 63		
96	N	Maine	65 69	178	A	Arkansas	69 54	3	N	Stanford	65 82	232	N	Marist	77 45		

Non-Div I Games: MidAmerica Naz. 88 61

Missouri St.

Average RPI Win:	262	WON-LOST	WINNING	LAST 10	STRENGTH OF	OPP. STRENGTH	TEAM	ADJ.	CONF.	ADJ CONF.
Average RPI Loss:	200	RECORD	PCT. RANK	GAMES	SCHEDULE	OF SCHEDULE	RPI	RPI	RPI	RPI
DIV. I ONLY	5- 9	241	4- 6	318	280	313	313	24	24	
DIV. I NON-CONF.	2- 7	280	2- 5	306	286	327	327	23	23	
TOTALS	RPI 1-25	RPI 26-50	W-L RECORDS	RPI 51-100	RPI 101-150	RPI 150+				
5- 9	0- 0	0- 0	OVERALL	0- 2	0- 1	5- 6				
4- 4	0- 0	0- 0	HOME	0- 1	0- 1	4- 2				
1- 5	0- 0	0- 0	AWAY	0- 1	0- 0	1- 4				
0- 0	0- 0	0- 0	NEUTRAL	0- 0	0- 0	0- 0				
2- 7	0- 0	0- 0	NON-CONFERENCE	0- 2	0- 1	2- 4				
1- 3	0- 0	0- 0	HOME	0- 1	0- 1	1- 1				
1- 4	0- 0	0- 0	AWAY	0- 1	0- 0	1- 3				
0- 0	0- 0	0- 0	NEUTRAL	0- 0	0- 0	0- 0				
3- 2	0- 0	0- 0	CONFERENCE	0- 0	0- 0	3- 2				
3- 1	0- 0	0- 0	HOME	0- 0	0- 0	3- 1				
0- 1	0- 0	0- 0	AWAY	0- 0	0- 0	0- 1				
0- 0	0- 0	0- 0	NEUTRAL	0- 0	0- 0	0- 0				

RPI	S	Opponent	Score	RPI	S	Opponent	Score	RPI	S	Opponent	Score	RPI	S	Opponent	Score	Team's RPI: 313
61	A	Princeton	70	81	70	H	Eastern Mich.	68	78	144	H	Robert Morris	47	60		
										193	A	Providence	59	71		
										200	H	Quinnipiac	63	60		
										205	H	Siena	63	69		
										232	H	Marist	60	52		
										235	A	Lehigh	88	95		
										254	H	Niagara	83	60		
										282	A	Colgate	86	80		
										290	H	La Salle	50	65		
										296	A	Saint Peter's	62	67		
										308	A	Fairleigh Dickinson	75	81		
										341	H	St. Francis Brooklyn	63	54		
LAST 12 Division I GAMES:																
232	H	Marist	60	52	341	H	St. Francis Brooklyn	63	54							
296	A	Saint Peter's	62	67	308	A	Fairleigh Dickinson	75	81							
200	H	Quinnipiac	63	60	70	H	Eastern Mich.	68	78							
290	H	La Salle	50	65	61	A	Princeton	70	81							
193	A	Providence	59	71	254	H	Niagara	83	60							
282	A	Colgate	86	80	205	H	Siena	63	69							

Non-Div I Games:

Monmouth



Average RPI Win:	227	WON-LOST	WINNING	LAST 10	STRENGTH OF	OPP. STRENGTH	TEAM	ADJ.	CONF.	ADJ CONF.
Average RPI Loss:	180	RECORD	PCT. RANK	GAMES	SCHEDULE	OF SCHEDULE	RPI	RPI	RPI	RPI
DIV. I ONLY	9- 5	105	7- 3	309	212	195	195	18	18	
DIV. I NON-CONF.	6- 4	124	5- 3	212	218	162	162	19	19	
TOTALS	RPI 1-25	RPI 26-50	W-L RECORDS	RPI 51-100	RPI 101-150	RPI 150+				
9- 5	0- 0	0- 0	OVERALL	1- 1	2- 0	6- 4				
7- 1	0- 0	0- 0	HOME	1- 0	1- 0	5- 1				
1- 4	0- 0	0- 0	AWAY	0- 1	0- 0	1- 3				
1- 0	0- 0	0- 0	NEUTRAL	0- 0	1- 0	0- 0				
6- 4	0- 0	0- 0	NON-CONFERENCE	1- 1	2- 0	3- 3				
5- 1	0- 0	0- 0	HOME	1- 0	1- 0	3- 1				
0- 3	0- 0	0- 0	AWAY	0- 1	0- 0	0- 2				
1- 0	0- 0	0- 0	NEUTRAL	0- 0	1- 0	0- 0				
3- 1	0- 0	0- 0	CONFERENCE	0- 0	0- 0	3- 1				
2- 0	0- 0	0- 0	HOME	0- 0	0- 0	2- 0				
1- 1	0- 0	0- 0	AWAY	0- 0	0- 0	1- 1				
0- 0	0- 0	0- 0	NEUTRAL	0- 0	0- 0	0- 0				

RPI 1-25				RPI 26-50				RPI 51-100				RPI 101+				Team's RPI: 195	
RPI	S	Opponent	Score	RPI	S	Opponent	Score	RPI	S	Opponent	Score	RPI	S	Opponent	Score		
								52	A	Colorado St.	43	75	117	N	Drexel	58	50
								94	H	Fla. Atlantic	83	69	131	H	Pacific	64	54
													190	A	Wyoming	61	68
													208	A	Sacramento St.	75	83
													212	H	Utah St.	86	70
													215	H	Seattle	44	58
													229	H	Northern Ariz.	81	58
													235	A	Lehigh	53	80
													295	H	Portland	90	67
													314	H	Cal St. Fullerton	86	51
													327	H	Southern Utah	66	60
													328	A	Portland St.	79	58
LAST 12 Division I GAMES:																	
				208	A	Sacramento St.	75	83		212	H	Utah St.	86	70			
				328	A	Portland St.	79	58		94	H	Fla. Atlantic	83	69			
				327	H	Southern Utah	66	60		190	A	Wyoming	61	68			
				229	H	Northern Ariz.	81	58		52	A	Colorado St.	43	75			
				235	A	Lehigh	53	80		314	H	Cal St. Fullerton	86	51			
				295	H	Portland	90	67		117	N	Drexel	58	50			

Non-Div I Games: Mont. St.-Northern 80 32

Montana

Montana St.

Through Games Of Jan. 10, 2016

Average RPI Win:	281	WON-LOST	WINNING	LAST 10	STRENGTH OF	OPP. STRENGTH	TEAM	ADJ.	CONF.	ADJ CONF.
Average RPI Loss:	121	RECORD	PCT. RANK	GAMES	SCHEDULE	OF SCHEDULE	RPI	RPI	RPI	RPI
DIV. I ONLY	9- 4	82	5- 3	339	209	198	198	18	18	
DIV. I NON-CONF.	5- 4	139	2- 4	304	213	200	200	19	19	
TOTALS	RPI 1-25	RPI 26-50	W-L RECORDS	RPI 51-100	RPI 101-150	RPI 150+				
9- 4	0- 0	0- 0	OVERALL	0- 2	0- 0	9- 2				
4- 1	0- 0	0- 0	HOME	0- 1	0- 0	4- 0				
4- 3	0- 0	0- 0	AWAY	0- 1	0- 0	4- 2				
1- 0	0- 0	0- 0	NEUTRAL	0- 0	0- 0	1- 0				
5- 4	0- 0	0- 0	NON-CONFERENCE	0- 2	0- 0	5- 2				
2- 1	0- 0	0- 0	HOME	0- 1	0- 0	2- 0				
2- 3	0- 0	0- 0	AWAY	0- 1	0- 0	2- 2				
1- 0	0- 0	0- 0	NEUTRAL	0- 0	0- 0	1- 0				
4- 0	0- 0	0- 0	CONFERENCE	0- 0	0- 0	4- 0				
2- 0	0- 0	0- 0	HOME	0- 0	0- 0	2- 0				
2- 0	0- 0	0- 0	AWAY	0- 0	0- 0	2- 0				
0- 0	0- 0	0- 0	NEUTRAL	0- 0	0- 0	0- 0				

RPI 1-25				RPI 26-50				RPI 51-100				RPI 101+				Team's RPI: 198	
RPI	S	Opponent	Score	RPI	S	Opponent	Score	RPI	S	Opponent	Score	RPI	S	Opponent	Score		
								62	H	San Diego	49	62	161	A	Cal Poly	57	66
								69	A	Gonzaga	52	65	190	A	Wyoming	69	75
													208	A	Sacramento St.	80	79
													215	A	Seattle	80	51
													229	H	Northern Ariz.	86	77
													288	N	Evansville	81	55
													295	H	Portland	86	57
													314	H	Cal St. Fullerton	89	66
													327	H	Southern Utah	86	59
													328	A	Portland St.	106	59
													329	A	Nevada	66	53
LAST 12 Division I GAMES:																	
328	A	Portland St.	106	59	190	A	Wyoming	69	75								
208	A	Sacramento St.	80	79	69	A	Gonzaga	52	65								
229	H	Northern Ariz.	86	77	314	H	Cal St. Fullerton	89	66								
327	H	Southern Utah	86	59	161	A	Cal Poly	57	66								
295	H	Portland	86	57	288	N	Evansville	81	55								
329	A	Nevada	66	53	62	H	San Diego	49	62								

Non-Div I Games: Montana Western 74 36 Carroll (MT) 74 34

Montana St.

Loss, Non-Conf, S Site, H Home A Away N Neutral

Average RPI Win:	308	WON-LOST	WINNING	LAST 10	STRENGTH OF	OPP. STRENGTH	TEAM	ADJ.	CONF.	ADJ CONF.
Average RPI Loss:	177	RECORD	PCT. RANK	GAMES	SCHEDULE	OF SCHEDULE	RPI	RPI	RPI	RPI
DIV. I ONLY	4- 11	275	3- 7	264	303	287	287	23	23	
DIV. I NON-CONF.	4- 8	234	3- 6	258	310	263	263	22	22	
TOTALS	RPI 1-25	RPI 26-50	W-L RECORDS	RPI 51-100	RPI 101-150	RPI 150+				
4- 11	0- 1	0- 1	OVERALL	0- 1	0- 2	4- 6				
2- 4	0- 0	0- 0	HOME	0- 1	0- 1	2- 2				
2- 7	0- 0	0- 0	AWAY	0- 0	0- 0	2- 0				
0- 0	0- 0	0- 0	NEUTRAL	0- 0	0- 0	0- 0				
4- 8	0- 1	0- 1	NON-CONFERENCE	0- 0	0- 2	4- 4				
2- 2	0- 0	0- 0	HOME	0- 0	0- 1	2- 1				
2- 6	0- 1	0- 1	AWAY	0- 0	0- 1	2- 3				
0- 0	0- 0	0- 0	NEUTRAL	0- 0	0- 0	0- 0				
0- 3	0- 0	0- 0	CONFERENCE	0- 1	0- 0	0- 2				
0- 2	0- 0	0- 0	HOME	0- 1	0- 0	0- 1				
0- 1	0- 0	0- 0	AWAY	0- 0	0- 0	0- 1				
0- 0	0- 0	0- 0	NEUTRAL	0- 0	0- 0	0- 0				

RPI 1-25				RPI 26-50				RPI 51-100				RPI 101+ Team's RPI: 287			
RPI	S	Opponent	Score	RPI	S	Opponent	Score	RPI	S	Opponent	Score	RPI	S	Opponent	Score
8	A	Kentucky	57 112	42	A	West Virginia	56 94	86	H	UT Martin	67 85	113	A	Southern Ill.	69 102
												133	H	Marshall	101 104
												184	H	Southeast Mo. St.	79 89
												223	A	Miami (OH)	57 59
												247	H	USC Upstate	72 86
												255	A	Georgia St.	99 90
												280	A	UC Santa Barbara	78 93
												298	A	Murray St.	79 83
												312	H	Kennesaw St.	83 77
												321	A	Lipscomb	92 77
												335	A	Chicago St.	71 75
												342	H	Alabama A&M	112 69
LAST 12 Division I GAMES:															
				86	H	UT Martin	67 85					342	H	Alabama A&M	112 69
				184	H	Southeast Mo. St.	79 89					312	H	Kennesaw St.	83 77
				298	A	Murray St.	79 83					247	H	USC Upstate	72 86
				280	A	UC Santa Barbara	78 93					113	A	Southern Ill.	69 102
				223	A	Miami (OH)	57 59					321	A	Lipscomb	92 77
				335	A	Chicago St.	71 75					42	A	West Virginia	56 94

Non-Div I Games: Ky. Christian 121 91 Mt. St. Joseph 117 53

Morehead St.

Loss, Non-Conf, S Site, H Home A Away N Neutral

Average RPI Win: <b>250</b>	WON-LOST	WINNING	LAST 10	STRENGTH OF	OPP. STRENGTH	TEAM	ADJ.	CONF.	ADJ CONF.
Average RPI Loss: <b>135</b>	RECORD	PCT. RANK	GAMES	SCHEDULE	OF SCHEDULE	RPI	RPI	RPI	RPI
DIV. I ONLY	3- 11	295	3- 7	91	279	259	259	30	30
DIV. I NON-CONF.	1- 10	330	1- 8	13	321	224	224	30	30
TOTALS	RPI 1-25	RPI 26-50	W-L RECORDS	RPI 51-100	RPI 101-150	RPI 150+			
3- 11	0- 0	0- 1	OVERALL	0- 3	1- 3	2- 4			
3- 3	0- 0	0- 0	HOME	0- 0	1- 1	2- 2			
0- 6	0- 0	0- 0	AWAY	0- 0	0- 1	0- 0			
0- 2	0- 0	0- 0	NEUTRAL	0- 1	0- 0	0- 1			
1- 10	0- 0	0- 1	NON-CONFERENCE	0- 3	1- 2	0- 4			
1- 2	0- 0	0- 0	HOME	0- 0	1- 0	0- 2			
0- 6	0- 0	0- 1	AWAY	0- 2	0- 2	0- 1			
0- 2	0- 0	0- 0	NEUTRAL	0- 1	0- 0	0- 1			
2- 1	0- 0	0- 0	CONFERENCE	0- 0	0- 1	2- 0			
2- 1	0- 0	0- 0	HOME	0- 0	0- 1	2- 0			
0- 0	0- 0	0- 0	AWAY	0- 0	0- 0	0- 0			
0- 0	0- 0	0- 0	NEUTRAL	0- 0	0- 0	0- 0			

RPI S	Opponent	Score	RPI S	Opponent	Score	RPI S	Opponent	Score	RPI S	Opponent	Score	Team's RPI: 259
			35 A	Syracuse	61 90	52 N	Colorado St.	36 54	112 H	Bucknell	64 50	
						64 A	Virginia Tech	33 73	114 A	Stony Brook	42 46	
						80 A	James Madison	31 92	141 H	Hampton	51 65	
									144 A	Robert Morris	44 76	
									173 A	Brown	45 72	
									177 H	UMBC	46 65	
									205 N	Siena	46 69	
									293 H	Delaware St.	56 49	
									300 H	UMKC	50 59	
									344 H	Norfolk St.	67 58	
LAST 12 Division I GAMES:												
293 H	Delaware St.	56 49	177 H	UMBC	46 65							
300 H	UMKC	50 59	64 A	Virginia Tech	33 73							
112 H	Bucknell	64 50	141 H	Hampton	51 65							
114 A	Stony Brook	42 46	344 H	Norfolk St.	67 58							
52 N	Colorado St.	36 54	144 A	Robert Morris	44 76							
35 A	Syracuse	61 90	205 N	Siena	46 69							

Non-Div I Games: Washington Adventis74 36

Morgan St.

Average RPI Win:	311	WON-LOST	WINNING	LAST 10	STRENGTH OF	OPP. STRENGTH	TEAM	ADJ.	CONF.	ADJ CONF.
Average RPI Loss:	199	RECORD	PCT. RANK	GAMES	SCHEDULE	OF SCHEDULE	RPI	RPI	RPI	RPI
DIV. I ONLY	4- 10	267	3- 7	324	320	324	324	31	31	
DIV. I NON-CONF.	2- 9	296	1- 8	287	278	314	314	32	32	
TOTALS	RPI 1-25	RPI 26-50	W-L RECORDS	RPI 51-100	RPI 101-150	RPI 150+				
4- 10	0- 0	0- 0	OVERALL	0- 1	0- 1	4- 8				
2- 5	0- 0	0- 0	HOME	0- 0	0- 0	2- 5				
2- 5	0- 0	0- 0	AWAY	0- 0	0- 0	2- 0				
0- 0	0- 0	0- 0	NEUTRAL	0- 0	0- 0	0- 0				
2- 9	0- 0	0- 0	NON-CONFERENCE	0- 1	0- 1	2- 7				
0- 4	0- 0	0- 0	HOME	0- 0	0- 0	0- 4				
2- 5	0- 0	0- 0	AWAY	0- 1	0- 1	2- 3				
0- 0	0- 0	0- 0	NEUTRAL	0- 0	0- 0	0- 0				
2- 1	0- 0	0- 0	CONFERENCE	0- 0	0- 0	2- 1				
2- 1	0- 0	0- 0	HOME	0- 0	0- 0	2- 1				
0- 0	0- 0	0- 0	AWAY	0- 0	0- 0	0- 0				
0- 0	0- 0	0- 0	NEUTRAL	0- 0	0- 0	0- 0				

RPI 1-25			RPI 26-50			RPI 51-100			RPI 101+			Team's RPI: 324
RPI	S	Opponent	Score	RPI	S	Opponent	Score	RPI	S	Opponent	Score	
						64 A Virginia Tech	42 59	112 A Bucknell		45 71		
								154 A Pittsburgh		57 74		
								157 H William & Mary		74 76		
								164 A Coppin St.		55 66		
								241 A Campbell		53 62		
								254 H Niagara		51 53		
								265 H Loyola Maryland		63 65		
								272 H Howard		49 62		
								278 A UMES		57 50		
								293 A Delaware St.		54 41		
								311 H LIU Brooklyn		51 61		
								330 H Central Conn. St.		54 48		
								341 H St. Francis Brooklyn		66 56		
LAST 12 Division I GAMES:												
330	H	Central Conn. St.	54 48	64	A	Virginia Tech	42 59					
341	H	St. Francis Brooklyn	66 56	272	H	Howard	49 62					
311	H	LIU Brooklyn	51 61	154	A	Pittsburgh	57 74					
254	H	Niagara	51 53	265	H	Loyola Maryland	63 65					
112	A	Bucknell	45 71	278	A	UMES	57 50					
241	A	Campbell	53 62	164	A	Coppin St.	55 66					

Non-Div I Games:

Mt. St. Mary's

Average RPI Win:	301	WON-LOST	WINNING	LAST 10	STRENGTH OF	OPP. STRENGTH	TEAM	ADJ.	CONF.	ADJ CONF.
Average RPI Loss:	189	RECORD	PCT. RANK	GAMES	SCHEDULE	OF SCHEDULE	RPI	RPI	RPI	RPI
DIV. I ONLY	4- 8	247	3- 6	319	308	298	298	23	23	
DIV. I NON-CONF.	2- 7	280	1- 7	291	273	291	291	22	22	
TOTALS	RPI 1-25	RPI 26-50	W-L RECORDS	RPI 51-100	RPI 101-150	RPI 150+				
4- 8	0- 1	0- 0	OVERALL	0- 0	0- 3	4- 4				
2- 3	0- 0	0- 0	HOME	0- 0	0- 2	2- 1				
2- 5	0- 1	0- 0	AWAY	0- 0	0- 1	2- 3				
0- 0	0- 0	0- 0	NEUTRAL	0- 0	0- 0	0- 0				
2- 7	0- 1	0- 0	NON-CONFERENCE	0- 0	0- 3	2- 3				
0- 2	0- 0	0- 0	HOME	0- 0	0- 2	0- 0				
2- 5	0- 1	0- 0	AWAY	0- 0	0- 1	2- 3				
0- 0	0- 0	0- 0	NEUTRAL	0- 0	0- 0	0- 0				
2- 1	0- 0	0- 0	CONFERENCE	0- 0	0- 0	2- 1				
2- 1	0- 0	0- 0	HOME	0- 0	0- 0	2- 1				
0- 0	0- 0	0- 0	AWAY	0- 0	0- 0	0- 0				
0- 0	0- 0	0- 0	NEUTRAL	0- 0	0- 0	0- 0				

RPI S	Opponent	Score	RPI S	Opponent	Score	RPI S	Opponent	Score	RPI S	Opponent	Score	Team's RPI: 298
18	A Florida St.	59 101							102	A Central Ark.	40 50	
									102	H Central Ark.	51 61	
									113	H Southern Ill.	57 70	
									210	A Jacksonville	54 79	
									285	H Tennessee Tech	56 50	
									287	H Morehead St.	83 79	
									288	A Evansville	73 54	
									309	H Jacksonville St.	71 74	
									321	A Lipscomb	85 93	
									337	A Illinois St.	76 81	
									342	A Alabama A&M	76 59	
LAST 12 Division I GAMES:												
309	H Jacksonville St.	71 74	210	A Jacksonville	54 79							
285	H Tennessee Tech	56 50	288	A Evansville	73 54							
287	H Morehead St.	83 79	113	H Southern Ill.	57 70							
18	A Florida St.	59 101	102	A Central Ark.	40 50							
337	A Illinois St.	76 81	321	A Lipscomb	85 93							
342	A Alabama A&M	76 59	102	H Central Ark.	51 61							

Non-Div I Games: Blue Mountain 89 64 Oakland City 91 75

Murray St.

Loss, Non-Conf, S Site, H Home A Away N Neutral

Average RPI Win:	303	WON-LOST	WINNING	LAST 10	STRENGTH OF	OPP. STRENGTH	TEAM	ADJ.	CONF.	ADJ CONF.
Average RPI Loss:	154	RECORD	PCT. RANK	GAMES	SCHEDULE	OF SCHEDULE	RPI	RPI	RPI	RPI
DIV. I ONLY	4- 8	247	4- 4	291	195	267	267	30	30	
DIV. I NON-CONF.	2- 7	280	2- 5	147	223	252	252	30	30	
TOTALS	RPI 1-25	RPI 26-50	W-L RECORDS	RPI 51-100	RPI 101-150	RPI 150+				
4- 8	0- 2	0- 0	OVERALL	0- 2	0- 0	4- 4				
1- 3	0- 0	0- 0	HOME	0- 2	0- 0	1- 1				
1- 4	0- 1	0- 0	AWAY	0- 0	0- 0	1- 3				
2- 1	0- 1	0- 0	NEUTRAL	0- 0	0- 0	2- 0				
2- 7	0- 2	0- 0	NON-CONFERENCE	0- 2	0- 0	2- 3				
0- 2	0- 0	0- 0	HOME	0- 2	0- 0	0- 0				
0- 4	0- 1	0- 0	AWAY	0- 0	0- 0	0- 3				
2- 1	0- 1	0- 0	NEUTRAL	0- 0	0- 0	2- 0				
2- 1	0- 0	0- 0	CONFERENCE	0- 0	0- 0	2- 1				
1- 1	0- 0	0- 0	HOME	0- 0	0- 0	1- 1				
1- 0	0- 0	0- 0	AWAY	0- 0	0- 0	1- 0				
0- 0	0- 0	0- 0	NEUTRAL	0- 0	0- 0	0- 0				





























































RPI 1-25				RPI 26-50				RPI 51-100				RPI 101+ Team's RPI: 267			
RPI	S	Opponent	Score	RPI	S	Opponent	Score	RPI	S	Opponent	Score	RPI	S	Opponent	Score
5	A	Ohio St.	56 89					56	H	FGCU	36 60	241	A	Campbell	55 56
23	N	Duquesne	67 81					90	H	VCU	49 64	242	A	Navy	48 52
												272	H	Howard	88 70
												274	A	Savannah St.	69 59
												278	H	UMES	50 56
												298	A	Wichita St.	53 55
												327	N	Southern Utah	78 65
												340	N	North Dakota St.	72 64
LAST 12 Division I GAMES:															
274	A	Savannah St.	69 59	5	A	Ohio St.	56 89	278	H	UMES	50 56	242	A	Navy	48 52
90	H	VCU	49 64	272	H	Howard	88 70	327	N	Southern Utah	78 65	23	N	Duquesne	67 81
298	A	Wichita St.	53 55	241	A	Campbell	55 56	242	A	Navy	48 52				
340	N	North Dakota St.	72 64	56	H	FGCU	36 60								

Non-Div I Games: Pfeiffer 74 55 North Greenville 64 37

N.C. A&amp;T

Loss, Non-Conf, S Site, H Home A Away N Neutral

Average RPI Win:	<b>245</b>	WON-LOST	WINNING	LAST 10	STRENGTH OF	OPP. STRENGTH	TEAM	ADJ.	CONF.	ADJ CONF.
Average RPI Loss:	<b>237</b>	RECORD	PCT. RANK	GAMES	SCHEDULE	OF SCHEDULE	RPI	RPI	RPI	RPI
DIV. I ONLY	<b>2- 11</b>	<b>319</b>	<b>2- 8</b>	<b>338</b>	<b>305</b>	<b>348</b>	<b>348</b>	<b>30</b>	<b>30</b>	
DIV. I NON-CONF.	<b>1- 9</b>	<b>325</b>	<b>1- 8</b>	<b>312</b>	<b>312</b>	<b>347</b>	<b>347</b>	<b>30</b>	<b>30</b>	
TOTALS	RPI 1-25	RPI 26-50	W-L RECORDS	RPI 51-100	RPI 101-150	RPI 150+				
2- 11	0- 0	0- 0	OVERALL	0- 1	0- 1	2- 9				
2- 2	0- 0	0- 0	HOME	0- 0	0- 0	2- 2				
0- 9	0- 0	0- 0	AWAY	0- 1	0- 1	0- 7				
0- 0	0- 0	0- 0	NEUTRAL	0- 0	0- 0	0- 0				
1- 9	0- 0	0- 0	NON-CONFERENCE	0- 1	0- 1	1- 7				
1- 1	0- 0	0- 0	HOME	0- 0	0- 0	1- 1				
0- 8	0- 0	0- 0	AWAY	0- 1	0- 1	0- 6				
0- 0	0- 0	0- 0	NEUTRAL	0- 0	0- 0	0- 0				
1- 2	0- 0	0- 0	CONFERENCE	0- 0	0- 0	1- 2				
1- 1	0- 0	0- 0	HOME	0- 0	0- 0	1- 1				
0- 1	0- 0	0- 0	AWAY	0- 0	0- 0	0- 1				
0- 0	0- 0	0- 0	NEUTRAL	0- 0	0- 0	0- 0				

RPI 1-25			RPI 26-50			RPI 51-100			RPI 101+			Team's RPI: 348
RPI	S	Opponent	Score	RPI	S	Opponent	Score	RPI	S	Opponent	Score	
						84 	 Charlotte	52 	105 	 Nebraska	47 	
									211 	 Furman	66	61
									241 	 Campbell	48	
									244 	 Presbyterian	50	
									247 	 USC Upstate	46	
									261 	 UNCG	56	
									272 	 Howard	61	
									276 	 Winthrop	39	
									277 	 South Carolina St.	51	
									278 	 UMES	49	46
									294 	 Wofford	37	
									304 	 Longwood	49	
LAST 12 Division I GAMES:												
277		South Carolina St.	51		247		USC Upstate	46				
211		Furman	66	61	294		Wofford	37				
261		UNCG	56		272		Howard	61				
244		Presbyterian	50		278		UMES	49	46			
304		Longwood	49		84		Charlotte	52				
105		Nebraska	47		276		Winthrop	39				

Non-Div I Games:

N.C. Central



N  
J  
I  
TN  
J  
I  
T

NJIT

Page 185

Average RPI Loss: 151

Average RPI Win:	259	WON-LOST	WINNING	LAST 10	STRENGTH OF	OPP. STRENGTH	TEAM	ADJ.	CONF.	ADJ CONF.
Average RPI Loss:	151	RECORD	PCT. RANK	GAMES	SCHEDULE	OF SCHEDULE	RPI	RPI	RPI	RPI
DIV. I ONLY	7- 7	159	3- 6	267	281	242	242	29	29	
DIV. I NON-CONF.	5- 5	160	3- 4	196	237	191	191	29	29	
<hr/>										
TOTALS	RPI 1-25	RPI 26-50	W-L RECORDS	RPI 51-100	RPI 101-150	RPI 150+				
7- 7	0- 0	0- 0	OVERALL	1- 3	0- 1	6- 3				
6- 3	0- 0	0- 0	HOME	1- 1	0- 1	5- 1				
1- 4	0- 0	0- 0	AWAY	0- 2	0- 0	1- 2				
0- 0	0- 0	0- 0	NEUTRAL	0- 0	0- 0	0- 0				
<hr/>										
5- 5	0- 0	0- 0	NON-CONFERENCE	1- 3	0- 0	4- 2				
4- 2	0- 0	0- 0	HOME	1- 1	0- 0	3- 1				
1- 3	0- 0	0- 0	AWAY	0- 2	0- 0	1- 1				
0- 0	0- 0	0- 0	NEUTRAL	0- 0	0- 0	0- 0				
<hr/>										
2- 2	0- 0	0- 0	CONFERENCE	0- 0	0- 1	2- 1				
2- 1	0- 0	0- 0	HOME	0- 0	0- 1	2- 0				
0- 1	0- 0	0- 0	AWAY	0- 0	0- 0	0- 1				
0- 0	0- 0	0- 0	NEUTRAL	0- 0	0- 0	0- 0				

RPI 1-25				RPI 26-50				RPI 51-100				RPI 101+				Team's RPI: 242	
RPI	S	Opponent	Score	RPI	S	Opponent	Score	RPI	S	Opponent	Score	RPI	S	Opponent	Score		
								52	H	Colorado St.	73 82	112	H	Bucknell	41 51		
								53	A	Penn	43 57	181	A	Kansas	54 61		
								71	H	Elon	73 70	205	H	Siena	59 58		
								74	A	Hofstra	63 65	267	H	N.C. A&T	52 48		
												273	A	Holy Cross	49 57		
												282	H	Colgate	51 41		
												296	A	Saint Peter's	50 39		
												311	H	LIU Brooklyn	66 68		
												343	H	Air Force	64 46		
												349	H	Boston U.	67 56		
LAST 12 Division I GAMES:																	
				282	H	Colgate	51 41	343	H	Air Force	64 46						
				349	H	Boston U.	67 56	181	A	Kansas	54 61						
				273	A	Holy Cross	49 57	53	A	Penn	43 57						
				112	H	Bucknell	41 51	311	H	LIU Brooklyn	66 68						
				71	H	Elon	73 70	52	H	Colorado St.	73 82						
				267	H	N.C. A&T	52 48	205	H	Siena	59 58						

Non-Div I Games:	Johns Hopkins	77	45
------------------	---------------	----	----

Navy

■ Loss, ■ Non-Conf, S Site, H Home A Away N Neutral

## Nebraska

Through Games Of Jan. 10, 2016

Average RPI Win:	201	WON-LOST	WINNING	LAST 10	STRENGTH OF	OPP. STRENGTH	TEAM	ADJ.	CONF.	ADJ CONF.
Average RPI Loss:	43	RECORD	PCT. RANK	GAMES	SCHEDULE	OF SCHEDULE	RPI	RPI	RPI	RPI
DIV. I ONLY	10- 5	90	6- 4	153	43	105	105	4	4	
DIV. I NON-CONF.	9- 2	37	6- 2	266	78	94	94	4	4	
TOTALS	RPI 1-25	RPI 26-50	W-L RECORDS	RPI 51-100	RPI 101-150	RPI 150+				
10- 5	0- 2	0- 1	OVERALL	2- 2	2- 0	6- 0				
10- 1	0- 1	0- 0	HOME	2- 0	2- 0	6- 0				
0- 4	0- 1	0- 1	AWAY	0- 2	0- 0	0- 0				
0- 0	0- 0	0- 0	NEUTRAL	0- 0	0- 0	0- 0				
9- 2	0- 1	0- 0	NON-CONFERENCE	2- 1	1- 0	6- 0				
9- 0	0- 0	0- 0	HOME	2- 0	1- 0	6- 0				
0- 2	0- 1	0- 0	AWAY	0- 1	0- 0	0- 0				
0- 0	0- 0	0- 0	NEUTRAL	0- 0	0- 0	0- 0				
1- 3	0- 1	0- 1	CONFERENCE	0- 1	1- 0	0- 0				
1- 1	0- 1	0- 0	HOME	0- 0	1- 0	0- 0				
0- 2	0- 0	0- 1	AWAY	0- 1	0- 0	0- 0				
0- 0	0- 0	0- 0	NEUTRAL	0- 0	0- 0	0- 0				

RPI	S	Opponent	Score	RPI	S	Opponent	Score	RPI	S	Opponent	Score	RPI	S	Opponent	Score	Team's RPI: 105
2	A	UConn	46 88	45	A	Maryland	50 89	65	H	North Carolina St.	88 67	106	H	Creighton	65 63	
22	H	Iowa	68 74					67	A	California	80 87	115	H	Illinois	73 57	
								78	H	Arkansas St.	79 71	156	H	Southern U.	89 38	
								81	A	Northwestern	62 85	229	H	Northern Ariz.	90 67	
												288	H	Evansville	85 40	
												297	H	North Florida	91 46	
												332	H	Ark.-Pine Bluff	96 46	
												348	H	N.C. Central	88 47	
LAST 12 Division I GAMES:																
115	H	Illinois	73 57	78	H	Arkansas St.	79 71	229	H	Northern Ariz.	90 67					
45	A	Maryland	50 89	67	A	California	80 87	288	H	Evansville	85 40	106	H	Creighton	65 63	
81	A	Northwestern	62 85	106	H	Creighton	65 63	65	H	North Carolina St.	88 67					
22	H	Iowa	68 74													
2	A	UConn	46 88													
156	H	Southern U.	89 38													

Non-Div I Games:

Nebraska

■ Loss, 
■ Non-Conf, S Site, 
■ Home 
■ Away 
N Neutral

N  
e  
v  
a  
d  
aN  
e  
v  
a  
d  
a

Nevada

Page 188

New Hampshire

Through Games Of Jan. 10, 2016

Average RPI Win:	303	WON-LOST	WINNING	LAST 10	STRENGTH OF	OPP. STRENGTH	TEAM	ADJ.	CONF.	ADJ CONF.
Average RPI Loss:	155	RECORD	PCT. RANK	GAMES	SCHEDULE	OF SCHEDULE	RPI	RPI	RPI	RPI
DIV. I ONLY	5- 8	226	3- 7	288	278	250	250	16	16	
DIV. I NON-CONF.	5- 7	198	4- 7	259	293	233	233	17	17	
TOTALS	RPI 1-25	RPI 26-50	W-L RECORDS	RPI 51-100	RPI 101-150	RPI 150+				
5- 8	0- 0	0- 0	OVERALL	0- 3	0- 1	5- 4				
2- 3	0- 0	0- 0	HOME	0- 1	0- 0	2- 2				
3- 5	0- 0	0- 0	AWAY	0- 1	0- 0	3- 1				
0- 0	0- 0	0- 0	NEUTRAL	0- 0	0- 0	0- 0				
5- 7	0- 0	0- 0	NON-CONFERENCE	0- 3	0- 1	5- 3				
2- 3	0- 0	0- 0	HOME	0- 1	0- 0	2- 2				
3- 4	0- 0	0- 0	AWAY	0- 2	0- 1	3- 1				
0- 0	0- 0	0- 0	NEUTRAL	0- 0	0- 0	0- 0				
0- 1	0- 0	0- 0	CONFERENCE	0- 0	0- 0	0- 1				
0- 0	0- 0	0- 0	HOME	0- 0	0- 0	0- 0				
0- 1	0- 0	0- 0	AWAY	0- 0	0- 0	0- 1				
0- 0	0- 0	0- 0	NEUTRAL	0- 0	0- 0	0- 0				

RPI 1-25				RPI 26-50				RPI 51-100				RPI 101+ Team's RPI: 250			
RPI	S	Opponent	Score	RPI	S	Opponent	Score	RPI	S	Opponent	Score	RPI	S	Opponent	Score
								53	H	Penn	60 67	125	A	Yale	46 63
								54	A	Boston College	51 71	205	H	Siena	53 57
								89	A	North Carolina	60 65	217	H	Northeastern	54 66
												228	H	Manhattan	72 57
												239	A	Bryant	42 55
												257	A	Binghamton	50 51
												286	A	Sacred Heart	81 69
												322	A	Dartmouth	61 57
												330	A	Central Conn. St.	64 50
												349	H	Boston U.	69 52
LAST 12 Division I GAMES:															
257	A	Binghamton	50 51	54	A	Boston College	51 71								
125	A	Yale	46 63	205	H	Siena	53 57								
89	A	North Carolina	60 65	349	H	Boston U.	69 52								
239	A	Bryant	42 55	217	H	Northeastern	54 66								
53	H	Penn	60 67	330	A	Central Conn. St.	64 50								
286	A	Sacred Heart	81 69	228	H	Manhattan	72 57								

Non-Div I Games: Colby-Sawyer 72 41

New Hampshire

Loss, Non-Conf, S Site, H Home A Away N Neutral

Average RPI Win:	248	WON-LOST	WINNING	LAST 10	STRENGTH OF	OPP. STRENGTH	TEAM	ADJ.	CONF.	ADJ CONF.
Average RPI Loss:	101	RECORD	PCT. RANK	GAMES	SCHEDULE	OF SCHEDULE	RPI	RPI	RPI	RPI
DIV. I ONLY	8- 6	126	0- 1	186	254	165	165	17	17	
DIV. I NON-CONF.	7- 4	110	0- 1	92	287	114	114	18	18	
TOTALS	RPI 1-25	RPI 26-50	W-L RECORDS	RPI 51-100	RPI 101-150	RPI 150+				
8- 6	0- 1	0- 1	OVERALL	0- 0	2- 3	6- 1				
5- 3	0- 1	0- 0	HOME	0- 0	0- 2	5- 0				
3- 3	0- 0	0- 1	AWAY	0- 0	2- 1	1- 1				
0- 0	0- 0	0- 0	NEUTRAL	0- 0	0- 0	0- 0				
7- 4	0- 1	0- 1	NON-CONFERENCE	0- 0	2- 2	5- 0				
5- 2	0- 1	0- 0	HOME	0- 0	0- 1	5- 0				
2- 2	0- 0	0- 1	AWAY	0- 0	2- 1	0- 0				
0- 0	0- 0	0- 0	NEUTRAL	0- 0	0- 0	0- 0				
1- 2	0- 0	0- 0	CONFERENCE	0- 0	0- 1	1- 1				
0- 1	0- 0	0- 0	HOME	0- 0	0- 1	0- 0				
1- 1	0- 0	0- 0	AWAY	0- 0	0- 0	1- 1				
0- 0	0- 0	0- 0	NEUTRAL	0- 0	0- 0	0- 0				

RPI 1-25				RPI 26-50				RPI 51-100				RPI 101+ Team's RPI: 165			
RPI	S	Opponent	Score	RPI	S	Opponent	Score	RPI	S	Opponent	Score	RPI	S	Opponent	Score
23	H	Duquesne	69 78	31	A	UTEP	62 70					110	A	New Mexico St.	59 78
												110	H	New Mexico St.	47 52
												121	H	Fresno St.	65 69
												127	A	Minnesota	72 53
												135	A	SMU	63 58
												208	H	Sacramento St.	84 71
												212	A	Utah St.	56 72
												252	H	Pepperdine	60 52
												260	H	Houston Baptist	65 57
												327	H	Southern Utah	70 48
												329	A	Nevada	51 47
												347	H	Nicholls St.	83 43
LAST 12 Division I GAMES:															
23	H	Duquesne	69 78	110	H	New Mexico St.	47 52								
212	A	Utah St.	56 72	127	A	Minnesota	72 53								
121	H	Fresno St.	65 69	252	H	Pepperdine	60 52								
329	A	Nevada	51 47	135	A	SMU	63 58								
347	H	Nicholls St.	83 43	31	A	UTEP	62 70								
208	H	Sacramento St.	84 71	327	H	Southern Utah	70 48								

Non-Div I Games:

New Mexico

■ Loss, 
■ Non-Conf, 
■ S Site, 
■ H Home 
■ A Away 
N Neutral

Average RPI Win:	235	WON-LOST	WINNING	LAST 10	STRENGTH OF	OPP. STRENGTH	TEAM	ADJ.	CONF.	ADJ CONF.
Average RPI Loss:	54	RECORD	PCT. RANK	GAMES	SCHEDULE	OF SCHEDULE	RPI	RPI	RPI	RPI
DIV. I ONLY	11- 3	41	5- 3	246	164	110	110	25	25	
DIV. I NON-CONF.	9- 3	69	5- 3	229	166	113	113	26	26	
TOTALS	RPI 1-25	RPI 26-50	W-L RECORDS	RPI 51-100	RPI 101-150	RPI 150+				
11- 3	0- 0	0- 1	OVERALL	0- 2	1- 0	10- 0				
7- 1	0- 0	0- 1	HOME	0- 0	1- 0	6- 0				
3- 1	0- 0	0- 0	AWAY	0- 1	0- 0	3- 0				
1- 1	0- 0	0- 0	NEUTRAL	0- 1	0- 0	1- 0				
9- 3	0- 0	0- 1	NON-CONFERENCE	0- 2	1- 0	8- 0				
5- 1	0- 0	0- 1	HOME	0- 0	1- 0	4- 0				
3- 1	0- 0	0- 0	AWAY	0- 1	0- 0	3- 0				
1- 1	0- 0	0- 0	NEUTRAL	0- 1	0- 0	1- 0				
2- 0	0- 0	0- 0	CONFERENCE	0- 0	0- 0	2- 0				
2- 0	0- 0	0- 0	HOME	0- 0	0- 0	2- 0				
0- 0	0- 0	0- 0	AWAY	0- 0	0- 0	0- 0				
0- 0	0- 0	0- 0	NEUTRAL	0- 0	0- 0	0- 0				

RPI 1-25				RPI 26-50				RPI 51-100				RPI 101+ Team's RPI: 110			
RPI	S	Opponent	Score	RPI	S	Opponent	Score	RPI	S	Opponent	Score	RPI	S	Opponent	Score
				31	H	UTEP	65 71	59	N	Vanderbilt	45 71	118	H	Northwestern St.	65 54
								72	A	Arizona	64 68	165	A	New Mexico	52 47
												165	H	New Mexico	78 59
												208	H	Sacramento St.	80 77
												219	H	Utah Valley	73 68
												229	H	Northern Ariz.	87 53
												237	H	Grand Canyon	60 58
												248	A	San Jose St.	75 66
												326	N	A&M-Corpus Christi	70 51
												327	H	Southern Utah	74 60
												340	A	North Dakota St.	79 69
LAST 12 Division I GAMES:															
				237	H	Grand Canyon	60 58	165	A	New Mexico	52 47				
				219	H	Utah Valley	73 68	248	A	San Jose St.	75 66				
				326	N	A&M-Corpus Christi	70 51	31	H	UTEP	65 71				
				59	N	Vanderbilt	45 71	72	A	Arizona	64 68				
				327	H	Southern Utah	74 60	229	H	Northern Ariz.	87 53				
				208	H	Sacramento St.	80 77	118	H	Northwestern St.	65 54				

Non-Div I Games: Eastern N.M. 76 61 Western N.M. 68 39

New Mexico St.

Loss, Non-Conf, S Site, H Home A Away N Neutral

Average RPI Win:	310	WON-LOST	WINNING	LAST 10	STRENGTH OF	OPP. STRENGTH	TEAM	ADJ.	CONF.	ADJ CONF.
Average RPI Loss:	235	RECORD	PCT. RANK	GAMES	SCHEDULE	OF SCHEDULE	RPI	RPI	RPI	RPI
DIV. I ONLY	2- 8	306	2- 7	333	339	345	345	27	27	
DIV. I NON-CONF.	1- 6	311	1- 6	243	340	339	339	25	25	
TOTALS	RPI 1-25	RPI 26-50	W-L RECORDS	RPI 51-100	RPI 101-150	RPI 150+				
2- 8	0- 0	0- 0	OVERALL	0- 1	0- 0	2- 7				
2- 1	0- 0	0- 0	HOME	0- 0	0- 0	2- 1				
0- 6	0- 0	0- 0	AWAY	0- 0	0- 0	0- 1				
0- 1	0- 0	0- 0	NEUTRAL	0- 0	0- 0	0- 1				
1- 6	0- 0	0- 0	NON-CONFERENCE	0- 1	0- 0	1- 5				
1- 1	0- 0	0- 0	HOME	0- 0	0- 0	1- 1				
0- 4	0- 0	0- 0	AWAY	0- 1	0- 0	0- 3				
0- 1	0- 0	0- 0	NEUTRAL	0- 0	0- 0	0- 1				
1- 2	0- 0	0- 0	CONFERENCE	0- 0	0- 0	1- 2				
1- 0	0- 0	0- 0	HOME	0- 0	0- 0	1- 0				
0- 2	0- 0	0- 0	AWAY	0- 0	0- 0	0- 2				
0- 0	0- 0	0- 0	NEUTRAL	0- 0	0- 0	0- 0				

RPI S	Opponent	Score	RPI S	Opponent	Score	RPI S	Opponent	Score	RPI S	Opponent	Score	Team's RPI: 345
						93 A	TCU	36 85	178 A	Arkansas	41 73	
									180 A	Ole Miss	59 97	
									214 A	Sam Houston St.	52 64	
									261 H	UNCG	79 81	
									283 H	Jackson St.	85 68	
									312 A	Kennesaw St.	53 60	
									316 N	Florida A&M	60 71	
									323 A	Lamar	52 79	
									336 H	Incarnate Word	55 49	
LAST 12 Division I GAMES:												
214 A	Sam Houston St.	52 64	261 H	UNCG	79 81							
336 H	Incarnate Word	55 49	180 A	Ole Miss	59 97							
323 A	Lamar	52 79	283 H	Jackson St.	85 68							
178 A	Arkansas	41 73	312 A	Kennesaw St.	53 60							
			316 N	Florida A&M	60 71							
			93 A	TCU	36 85							

Non-Div I Games: LSU-Alexandria 93 75 Trinity Baptist 109 46

New Orleans

■ Loss, 
 ■ Non-Conf, S Site, 
 ■ Home 
 ■ Away 
 N Neutral



## Niagara

Through Games Of Jan. 10, 2016

Average RPI Win:	296	WON-LOST	WINNING	LAST 10	STRENGTH OF	OPP. STRENGTH	TEAM	ADJ.	CONF.	ADJ CONF.
Average RPI Loss:	181	RECORD	PCT. RANK	GAMES	SCHEDULE	OF SCHEDULE	RPI	RPI	RPI	RPI
DIV. I ONLY	5- 10	247	4- 6	243	322	254	254	24	24	
DIV. I NON-CONF.	2- 7	280	2- 4	156	313	266	266	23	23	
TOTALS	RPI 1-25	RPI 26-50	W-L RECORDS	RPI 51-100	RPI 101-150	RPI 150+				
5- 10	0- 0	0- 1	OVERALL	0- 2	0- 1	5- 6				
2- 4	0- 0	0- 0	HOME	0- 2	0- 0	2- 2				
3- 6	0- 0	0- 1	AWAY	0- 0	0- 1	3- 4				
0- 0	0- 0	0- 0	NEUTRAL	0- 0	0- 0	0- 0				
2- 7	0- 0	0- 1	NON-CONFERENCE	0- 2	0- 1	2- 3				
1- 3	0- 0	0- 0	HOME	0- 2	0- 0	1- 1				
1- 4	0- 0	0- 1	AWAY	0- 0	0- 1	1- 2				
0- 0	0- 0	0- 0	NEUTRAL	0- 0	0- 0	0- 0				
3- 3	0- 0	0- 0	CONFERENCE	0- 0	0- 0	3- 3				
1- 1	0- 0	0- 0	HOME	0- 0	0- 0	1- 1				
2- 2	0- 0	0- 0	AWAY	0- 0	0- 0	2- 2				
0- 0	0- 0	0- 0	NEUTRAL	0- 0	0- 0	0- 0				

RPI 1-25				RPI 26-50				RPI 51-100				RPI 101+				Team's RPI: 254	
RPI	S	Opponent	Score	RPI	S	Opponent	Score	RPI	S	Opponent	Score	RPI	S	Opponent	Score		
				34	A	St. Bonaventure	55 67	82	H	Youngstown St.	54 71	134	A	Texas Tech	45 79		
								83	H	Buffalo	48 57	183	A	Detroit	75 80		
												205	H	Siena	51 59		
												225	H	Oakland	67 77		
												228	A	Manhattan	62 80		
												263	H	Fairfield	56 55		
												284	A	Rider	67 57		
												296	A	Saint Peter's	52 48		
												313	A	Monmouth	60 83		
												315	H	Cleveland St.	73 72		
												322	A	Dartmouth	47 60		
												324	A	Mt. St. Mary's	53 51		
LAST 12 Division I GAMES:																	
				284	A	Rider	67 57	83	H	Buffalo	48 57						
				296	A	Saint Peter's	52 48	322	A	Dartmouth	47 60						
				263	H	Fairfield	56 55	313	A	Monmouth	60 83						
				205	H	Siena	51 59	228	A	Manhattan	62 80						
				324	A	Mt. St. Mary's	53 51	183	A	Detroit	75 80						
				34	A	St. Bonaventure	55 67	315	H	Cleveland St.	73 72						

Non-Div I Games:

Niagara

■ Loss, 
 ■ Non-Conf, 
 S Site, 
 ■ Home 
 ■ Away 
 N Neutral

Average RPI Win:	327	WON-LOST	WINNING	LAST 10	STRENGTH OF	OPP. STRENGTH	TEAM	ADJ.	CONF.	ADJ CONF.
Average RPI Loss:	215	RECORD	PCT. RANK	GAMES	SCHEDULE	OF SCHEDULE	RPI	RPI	RPI	RPI
DIV. I ONLY	2- 10	316	1- 0	337	331	347	347	27	27	
DIV. I NON-CONF.	1- 8	320	1- 0	342	341	349	349	25	25	
TOTALS	RPI 1-25	RPI 26-50	W-L RECORDS	RPI 51-100	RPI 101-150	RPI 150+				
2- 10	0- 0	0- 1	OVERALL	0- 0	0- 0	2- 9				
1- 5	0- 0	0- 1	HOME	0- 0	0- 0	1- 4				
0- 4	0- 0	0- 0	AWAY	0- 0	0- 0	0- 4				
1- 1	0- 0	0- 0	NEUTRAL	0- 0	0- 0	1- 1				
1- 8	0- 0	0- 0	NON-CONFERENCE	0- 0	0- 0	1- 8				
0- 4	0- 0	0- 0	HOME	0- 0	0- 0	0- 4				
0- 3	0- 0	0- 0	AWAY	0- 0	0- 0	0- 3				
1- 1	0- 0	0- 0	NEUTRAL	0- 0	0- 0	1- 1				
1- 2	0- 0	0- 1	CONFERENCE	0- 0	0- 0	1- 1				
1- 1	0- 0	0- 1	HOME	0- 0	0- 0	1- 0				
0- 1	0- 0	0- 0	AWAY	0- 0	0- 0	0- 1				
0- 0	0- 0	0- 0	NEUTRAL	0- 0	0- 0	0- 0				

RPI S	Opponent	Score	RPI S	Opponent	Score	RPI S	Opponent	Score	RPI S	Opponent	Score	Team's RPI: 347
			30 H	Abilene Christian	68 71				165 A	New Mexico	43 83	
									169 N	Samford	43 45	
									192 A	Troy	51 104	
									201 H	Louisiana Tech	55 58	
									226 H	Grambling	65 69	
									260 A	Houston Baptist	71 80	
									292 A	La.-Monroe	57 69	
									303 H	Prairie View	70 81	
									309 H	Jacksonville St.	49 63	
									323 H	Lamar	69 59	
									331 N	Mississippi Val.	63 54	
LAST 12 Division I GAMES:												
			331 N	Mississippi Val.	63 54				292 A	La.-Monroe	57 69	
			30 H	Abilene Christian	68 71				201 H	Louisiana Tech	55 58	
			260 A	Houston Baptist	71 80				192 A	Troy	51 104	
			323 H	Lamar	69 59				169 N	Samford	43 45	
			226 H	Grambling	65 69				165 A	New Mexico	43 83	
			309 H	Jacksonville St.	49 63				303 H	Prairie View	70 81	

Non-Div I Games: Southern-N.O. 98 65

Nicholls St.

■ Loss, 
 ■ Non-Conf, 
 S Site, 
 ■ Home 
 ■ Away 
 N Neutral

Average RPI Win:	0	WON-LOST	WINNING	LAST 10	STRENGTH OF	OPP. STRENGTH	TEAM	ADJ.	CONF.	ADJ CONF.
Average RPI Loss:	210	RECORD	PCT. RANK	GAMES	SCHEDULE	OF SCHEDULE	RPI	RPI	RPI	RPI
DIV. I ONLY	0- 13	344	0- 10	240	343	344	344	30	30	
DIV. I NON-CONF.	0- 10	338	0- 9	177	344	341	341	30	30	
TOTALS	RPI 1-25	RPI 26-50	W-L RECORDS	RPI 51-100	RPI 101-150	RPI 150+				
0- 13	0- 0	0- 1	OVERALL	0- 1	0- 1	0- 10				
0- 4	0- 0	0- 0	HOME	0- 0	0- 0	0- 4				
0- 7	0- 0	0- 1	AWAY	0- 1	0- 1	0- 4				
0- 2	0- 0	0- 0	NEUTRAL	0- 0	0- 0	0- 2				
0- 10	0- 0	0- 1	NON-CONFERENCE	0- 1	0- 1	0- 7				
0- 3	0- 0	0- 0	HOME	0- 0	0- 0	0- 3				
0- 5	0- 0	0- 1	AWAY	0- 1	0- 1	0- 2				
0- 2	0- 0	0- 0	NEUTRAL	0- 0	0- 0	0- 2				
0- 3	0- 0	0- 0	CONFERENCE	0- 0	0- 0	0- 3				
0- 1	0- 0	0- 0	HOME	0- 0	0- 0	0- 1				
0- 2	0- 0	0- 0	AWAY	0- 0	0- 0	0- 2				
0- 0	0- 0	0- 0	NEUTRAL	0- 0	0- 0	0- 0				

RPI 1-25				RPI 26-50				RPI 51-100				RPI 101+				Team's RPI: 344	
RPI	S	Opponent	Score	RPI	S	Opponent	Score	RPI	S	Opponent	Score	RPI	S	Opponent	Score		
				33	A	Mississippi St.	34 92	68	A	Virginia	50 86	133	A	Marshall	67 81		
												157	A	William & Mary	47 67		
												164	A	Coppin St.	44 69		
												225	H	Oakland	73 83		
												238	H	UNCW	57 61		
												247	H	USC Upstate	62 82		
												259	A	Morgan St.	58 67		
												265	A	Loyola Maryland	67 75		
												290	N	La Salle	59 67		
												316	H	Florida A&M	67 83		
												341	N	St. Francis Brooklyn	55 59		
LAST 12 Division I GAMES:																	
				316	H	Florida A&M	67 83	238	H	UNCW	57 61						
				164	A	Coppin St.	44 69	259	A	Morgan St.	58 67						
				341	N	St. Francis Brooklyn	55 59	33	A	Mississippi St.	34 92						
				290	N	La Salle	59 67	225	H	Oakland	73 83						
				133	A	Marshall	67 81	265	A	Loyola Maryland	67 75						
				157	A	William & Mary	47 67	68	A	Virginia	50 86						

Non-Div I Games:

Norfolk St.

■ Loss, 
■ Non-Conf, 
■ S Site, 
■ H Home 
■ A Away 
N Neutral

## North Carolina

Through Games Of Jan. 10, 2016

Average RPI Win:	180	WON-LOST	WINNING	LAST 10	STRENGTH OF	OPP. STRENGTH	TEAM	ADJ.	CONF.	ADJ CONF.
Average RPI Loss:	99	RECORD	PCT. RANK	GAMES	SCHEDULE	OF SCHEDULE	RPI	RPI	RPI	RPI
DIV. I ONLY	12- 6	90	7- 3	42	173	89	89	5	5	
DIV. I NON-CONF.	10- 5	100	6- 3	67	270	122	122	5	5	
TOTALS	RPI 1-25	RPI 26-50	W-L RECORDS	RPI 51-100	RPI 101-150	RPI 150+				
12- 6	0- 1	1- 1	OVERALL	2- 1	3- 2	6- 1				
10- 4	0- 0	1- 0	HOME	1- 1	2- 2	6- 1				
0- 2	0- 1	0- 1	AWAY	0- 0	0- 0	0- 0				
2- 0	0- 0	0- 0	NEUTRAL	1- 0	1- 0	0- 0				
10- 5	0- 0	0- 1	NON-CONFERENCE	2- 1	3- 2	5- 1				
8- 4	0- 0	0- 0	HOME	1- 1	2- 2	5- 1				
0- 1	0- 0	0- 1	AWAY	0- 0	0- 0	0- 0				
2- 0	0- 0	0- 0	NEUTRAL	1- 0	1- 0	0- 0				
2- 1	0- 1	1- 0	CONFERENCE	0- 0	0- 0	1- 0				
2- 0	0- 0	1- 0	HOME	0- 0	0- 0	1- 0				
0- 1	0- 1	0- 0	AWAY	0- 0	0- 0	0- 0				
0- 0	0- 0	0- 0	NEUTRAL	0- 0	0- 0	0- 0				

RPI 1-25				RPI 26-50				RPI 51-100				RPI 101+			
RPI	S	Opponent	Score	RPI	S	Opponent	Score	RPI	S	Opponent	Score	RPI	S	Opponent	Score
1	A	Notre Dame	54 88	35	H	Syracuse	77 73	69	N	Gonzaga	67 62	107	H	Oregon	77 79
				40	A	Oklahoma St.	67 77	81	H	Northwestern	72 85	108	H	Iona	64 52
								96	H	Maine	59 58	125	H	Yale	70 63
												131	H	Pacific	63 66
												138	N	Southern Miss.	69 62
												227	H	Clemson	72 56
												231	H	Gardner-Webb	65 66
												236	H	Appalachian St.	68 59
												247	H	USC Upstate	80 40
												250	H	New Hampshire	65 60
												308	H	Fairleigh Dickinson	64 46
												316	H	Florida A&M	94 58
LAST 12 Division I GAMES:															
1	A	Notre Dame	54 88	247	H	USC Upstate	80 40								
35	H	Syracuse	77 73	40	A	Oklahoma St.	67 77								
227	H	Clemson	72 56	236	H	Appalachian St.	68 59								
96	H	Maine	59 58	81	H	Northwestern	72 85								
250	H	New Hampshire	65 60	69	N	Gonzaga	67 62								
138	N	Southern Miss.	69 62	131	H	Pacific	63 66								

Non-Div I Games:

North Carolina

■ Loss, 
 ■ Non-Conf, S Site, 
 ■ Home 
 ■ Away 
 N Neutral

Average RPI Win: 179		WON-LOST	WINNING	LAST 10	STRENGTH OF	OPP. STRENGTH	TEAM	ADJ.	CONF.	ADJ CONF.
Average RPI Loss: 52		RECORD	PCT. RANK	GAMES	SCHEDULE	OF SCHEDULE	RPI	RPI	RPI	RPI
DIV. I ONLY		12- 5	78	6- 4	67	98	65	65	5	5
DIV. I NON-CONF.		9- 4	96	4- 4	115	99	86	86	5	5
TOTALS	RPI 1-25	RPI 26-50		W-L RECORDS		RPI 51-100	RPI 101-150	RPI 150+		
12- 5	0- 2	0- 1		OVERALL		2- 1	2- 1	8- 0		
8- 1	0- 0	0- 0		HOME		2- 1	1- 0	5- 0		
2- 3	0- 1	0- 1		AWAY		0- 0	1- 1	1- 0		
2- 1	0- 1	0- 0		NEUTRAL		0- 0	0- 0	2- 0		
9- 4	0- 2	0- 0		NON-CONFERENCE		2- 1	1- 1	6- 0		
6- 1	0- 0	0- 0		HOME		2- 1	0- 0	4- 0		
1- 2	0- 1	0- 0		AWAY		0- 0	1- 1	0- 0		
2- 1	0- 1	0- 0		NEUTRAL		0- 0	0- 0	2- 0		
3- 1	0- 0	0- 1		CONFERENCE		0- 0	1- 0	2- 0		
2- 0	0- 0	0- 0		HOME		0- 0	1- 0	1- 0		
1- 1	0- 0	0- 1		AWAY		0- 0	0- 0	1- 0		
0- 0	0- 0	0- 0		NEUTRAL		0- 0	0- 0	0- 0		

RPI 1-25					RPI 26-50					RPI 51-100					RPI 101+				
RPI	S	Opponent	Score		RPI	S	Opponent	Score		RPI	S	Opponent	Score		RPI	S	Opponent	Score	
20	N	Seton Hall	55	58	41	A	Miami (FL)	44	73	71	H	Elon	66	69	105	A	Nebraska	67	88
24	A	Florida	72	79						76	H	Villanova	70	64	109	A	Liberty	61	53
										84	H	Charlotte	72	65	116	H	Georgia Tech	65	57
															154	A	Pittsburgh	78	76
															170	N	Eastern Ky.	73	62
															179	H	Wake Forest	64	47
															191	N	UAB	67	56
															221	H	Davidson	58	42
															222	H	Radford	67	52
															302	H	High Point	89	48
															318	H	Western Caro.	86	55
LAST 12 Division I GAMES:																			
154	A	Pittsburgh	78	76	318	H	Western Caro.	86	55										
116	H	Georgia Tech	65	57	71	H	Elon	66	69										
179	H	Wake Forest	64	47	84	H	Charlotte	72	65										
41	A	Miami (FL)	44	73	105	A	Nebraska	67	88										
24	A	Florida	72	79	191	N	UAB	67	56										
170	N	Eastern Ky.	73	62	20	N	Seton Hall	55	58										

Non-Div I Games:

North Carolina St.

Loss, Non-Conf, S Site, H Home A Away N Neutral

North Dakota

Through Games Of Jan. 10, 2016

Average RPI Win:	222	WON-LOST	WINNING	LAST 10	STRENGTH OF	OPP. STRENGTH	TEAM	ADJ.	CONF.	ADJ CONF.
Average RPI Loss:	113	RECORD	PCT. RANK	GAMES	SCHEDULE	OF SCHEDULE	RPI	RPI	RPI	RPI
DIV. I ONLY	5- 10	247	4- 6	75	247	220	220	18	18	
DIV. I NON-CONF.	4- 7	222	3- 5	81	249	198	198	19	19	
TOTALS	RPI 1-25	RPI 26-50	W-L RECORDS	RPI 51-100	RPI 101-150	RPI 150+				
5- 10	0- 1	0- 0	OVERALL	0- 3	2- 5	3- 1				
5- 2	0- 0	0- 0	HOME	0- 1	2- 1	3- 0				
0- 7	0- 0	0- 0	AWAY	0- 0	0- 0	0- 0				
0- 1	0- 0	0- 0	NEUTRAL	0- 1	0- 0	0- 0				
4- 7	0- 1	0- 0	NON-CONFERENCE	0- 3	1- 3	3- 0				
4- 1	0- 0	0- 0	HOME	0- 1	1- 0	3- 0				
0- 5	0- 1	0- 0	AWAY	0- 1	0- 3	0- 0				
0- 1	0- 0	0- 0	NEUTRAL	0- 1	0- 0	0- 0				
1- 3	0- 0	0- 0	CONFERENCE	0- 0	1- 2	0- 1				
1- 1	0- 0	0- 0	HOME	0- 0	1- 1	0- 0				
0- 2	0- 0	0- 0	AWAY	0- 0	0- 1	0- 1				
0- 0	0- 0	0- 0	NEUTRAL	0- 0	0- 0	0- 0				

RPI 1-25				RPI 26-50				RPI 51-100				RPI 101+ Team's RPI: 220			
RPI	S	Opponent	Score	RPI	S	Opponent	Score	RPI	S	Opponent	Score	RPI	S	Opponent	Score
22	A	Iowa	61 83					85	A	Drake	63 73	107	A	Oregon	51 77
								86	N	UT Martin	58 84	119	A	Idaho	65 92
								91	H	South Dakota	70 73	123	H	Idaho St.	45 42
												127	A	Minnesota	47 57
												128	H	UNI	64 59
												140	A	San Francisco	57 74
												150	H	Weber St.	56 62
												203	A	Eastern Wash.	57 60
												251	H	Western Ill.	78 67
												266	H	Omaha	67 52
												340	H	North Dakota St.	71 54
LAST 12 Division I GAMES:															
123	H	Idaho St.	45 42	340	H	North Dakota St.	71 54								
150	H	Weber St.	56 62	251	H	Western Ill.	78 67								
203	A	Eastern Wash.	57 60	128	H	UNI	64 59								
119	A	Idaho	65 92	107	A	Oregon	51 77								
127	A	Minnesota	47 57	140	A	San Francisco	57 74								
91	H	South Dakota	70 73	85	A	Drake	63 73								

Non-Div I Games:

North Dakota

Loss, Non-Conf, S Site, H Home A Away N Neutral

Average RPI Win:	317	WON-LOST	WINNING	LAST 10	STRENGTH OF	OPP. STRENGTH	TEAM	ADJ.	CONF.	ADJ CONF.
Average RPI Loss:	206	RECORD	PCT. RANK	GAMES	SCHEDULE	OF SCHEDULE	RPI	RPI	RPI	RPI
DIV. I ONLY	3- 12	306	3- 7	332	299	340	340	22	22	
DIV. I NON-CONF.	3- 8	258	3- 5	338	315	344	344	24	24	
TOTALS	RPI 1-25	RPI 26-50	W-L RECORDS	RPI 51-100	RPI 101-150	RPI 150+				
3- 12	0- 0	0- 0	OVERALL	0- 2	0- 2	3- 8				
1- 5	0- 0	0- 0	HOME	0- 2	0- 2	1- 1				
1- 5	0- 0	0- 0	AWAY	0- 0	0- 0	1- 5				
1- 2	0- 0	0- 0	NEUTRAL	0- 0	0- 0	1- 2				
3- 8	0- 0	0- 0	NON-CONFERENCE	0- 1	0- 1	3- 6				
1- 3	0- 0	0- 0	HOME	0- 1	0- 1	1- 1				
1- 3	0- 0	0- 0	AWAY	0- 0	0- 0	1- 3				
1- 2	0- 0	0- 0	NEUTRAL	0- 0	0- 0	1- 2				
0- 4	0- 0	0- 0	CONFERENCE	0- 1	0- 1	0- 2				
0- 2	0- 0	0- 0	HOME	0- 1	0- 1	0- 0				
0- 2	0- 0	0- 0	AWAY	0- 0	0- 0	0- 2				
0- 0	0- 0	0- 0	NEUTRAL	0- 0	0- 0	0- 0				

RPI 1-25				RPI 26-50				RPI 51-100				RPI 101+				Team's RPI: 340	
RPI	S	Opponent	Score	RPI	S	Opponent	Score	RPI	S	Opponent	Score	RPI	S	Opponent	Score		
								66	H	South Dakota St.	63	81	110	H	New Mexico St.	69	79
								96	H	Maine	51	82	147	H	Oral Roberts	42	52
													216	N	Delaware	50	62
													220	A	North Dakota	54	71
													237	H	Grand Canyon	67	76
													245	A	San Diego St.	54	64
													266	A	Omaha	52	77
													267	N	N.C. A&T	64	72
													271	A	Denver	53	64
													303	N	Prairie View	79	58
													314	H	Cal St. Fullerton	79	64
													325	A	Kent St.	54	75
													334	A	NJIT	64	59
LAST 12 Division I GAMES:																	
				147	H	Oral Roberts	42	52		303	N	Prairie View	79	58			
				271	A	Denver	53	64		267	N	N.C. A&T	64	72			
				66	H	South Dakota St.	63	81		220	A	North Dakota	54	71			
				266	A	Omaha	52	77		237	H	Grand Canyon	67	76			
				314	H	Cal St. Fullerton	79	64		325	A	Kent St.	54	75			
				334	A	NJIT	64	59		216	N	Delaware	50	62			

Non-Div I Games: Valley City St. 85 77 St. Mary (NE) 88 68

North Dakota St.

Loss, Non-Conf, S Site, H Home A Away N Neutral

North Florida

Through Games Of Jan. 10, 2016

Average RPI Win:	290	WON-LOST	WINNING	LAST 10	STRENGTH OF	OPP. STRENGTH	TEAM	ADJ.	CONF.	ADJ CONF.
Average RPI Loss:	175	RECORD	PCT. RANK	GAMES	SCHEDULE	OF SCHEDULE	RPI	RPI	RPI	RPI
DIV. I ONLY	2- 11	319	1- 7	171	327	297	297	28	28	
DIV. I NON-CONF.	2- 10	304	1- 8	176	320	292	292	28	28	
TOTALS	RPI 1-25	RPI 26-50	W-L RECORDS	RPI 51-100	RPI 101-150	RPI 150+				
2- 11	0- 2	0- 0	OVERALL	0- 0	0- 2	2- 7				
1- 6	0- 1	0- 0	HOME	0- 0	0- 0	1- 5				
1- 5	0- 1	0- 0	AWAY	0- 0	0- 2	1- 2				
0- 0	0- 0	0- 0	NEUTRAL	0- 0	0- 0	0- 0				
2- 10	0- 2	0- 0	NON-CONFERENCE	0- 0	0- 2	2- 6				
1- 5	0- 1	0- 0	HOME	0- 0	0- 0	1- 4				
1- 5	0- 1	0- 0	AWAY	0- 0	0- 2	1- 2				
0- 0	0- 0	0- 0	NEUTRAL	0- 0	0- 0	0- 0				
0- 1	0- 0	0- 0	CONFERENCE	0- 0	0- 0	0- 1				
0- 1	0- 0	0- 0	HOME	0- 0	0- 0	0- 1				
0- 0	0- 0	0- 0	AWAY	0- 0	0- 0	0- 0				
0- 0	0- 0	0- 0	NEUTRAL	0- 0	0- 0	0- 0				

RPI 1-25				RPI 26-50				RPI 51-100				RPI 101+ Team's RPI: 297			
RPI	S	Opponent	Score	RPI	S	Opponent	Score	RPI	S	Opponent	Score	RPI	S	Opponent	Score
18	A	Florida St.	28 80									105	A	Nebraska	46 91
19	H	Purdue	47 70									149	A	Alabama	47 69
												151	A	Mercer	54 68
												210	H	Jacksonville	39 73
												238	H	UNCW	47 63
												241	H	Campbell	55 66
												255	A	Georgia St.	63 76
												258	H	Bethune-Cookman	49 53
												277	H	South Carolina St.	48 53
												280	H	Towson	74 72
												300	A	UMKC	62 55
LAST 12 Division I GAMES:															
210	H	Jacksonville	39 73	255	A	Georgia St.	63 76								
151	A	Mercer	54 68	280	H	Towson	74 72								
238	H	UNCW	47 63	258	H	Bethune-Cookman	49 53								
241	H	Campbell	55 66	18	A	Florida St.	28 80								
277	H	South Carolina St.	48 53	19	H	Purdue	47 70								
149	A	Alabama	47 69	105	A	Nebraska	46 91								

Non-Div I Games: Warner 60 51 Webber Int'l 60 72 Trinity Baptist 97 30

North Florida

Loss, Non-Conf, S Site, H Home A Away N Neutral



Average RPI Win: 201		WON-LOST	WINNING	LAST 10	STRENGTH OF	OPP. STRENGTH	TEAM	ADJ.	CONF.	ADJ CONF.
Average RPI Loss: 130		RECORD	PCT. RANK	GAMES	SCHEDULE	OF SCHEDULE	RPI	RPI	RPI	RPI
DIV. I ONLY		6- 7	187	5- 5	195	142	196	196	11	11
DIV. I NON-CONF.		5- 5	160	5- 4	188	169	164	164	11	11
TOTALS	RPI 1-25	RPI 26-50		W-L RECORDS		RPI 51-100	RPI 101-150	RPI 150+		
6- 7	0- 0	1- 1		OVERALL		0- 1	1- 3	4- 2		
3- 4	0- 0	0- 1		HOME		0- 1	1- 2	2- 0		
3- 3	0- 0	1- 0		AWAY		0- 0	0- 1	2- 2		
0- 0	0- 0	0- 0		NEUTRAL		0- 0	0- 0	0- 0		
5- 5	0- 0	1- 0		NON-CONFERENCE		0- 1	1- 3	3- 1		
2- 3	0- 0	0- 0		HOME		0- 1	1- 2	1- 0		
3- 2	0- 0	1- 0		AWAY		0- 0	0- 1	2- 1		
0- 0	0- 0	0- 0		NEUTRAL		0- 0	0- 0	0- 0		
1- 2	0- 0	0- 1		CONFERENCE		0- 0	0- 0	1- 1		
1- 1	0- 0	0- 1		HOME		0- 0	0- 0	1- 0		
0- 1	0- 0	0- 0		AWAY		0- 0	0- 0	0- 1		
0- 0	0- 0	0- 0		NEUTRAL		0- 0	0- 0	0- 0		

RPI 1-25				RPI 26-50				RPI 51-100				RPI 101+				Team's RPI: 196	
RPI	S	Opponent	Score	RPI	S	Opponent	Score	RPI	S	Opponent	Score	RPI	S	Opponent	Score		
				29	A	Oklahoma	61 57	72	H	Arizona	44 51	108	A	Iona	51 62		
				31	H	UTEP	67 75					135	H	SMU	60 57		
												140	H	San Francisco	61 69		
												150	H	Weber St.	38 45		
												158	A	Texas St.	62 64		
												160	H	IUPUI	68 67		
												249	A	Rice	97 100		
												256	H	UTSA	68 58		
												290	A	La Salle	69 63		
												336	A	Incarnate Word	62 55		
LAST 12 Division I GAMES:																	
				249	A	Rice	97 100	160	H	IUPUI	68 67						
				31	H	UTEP	67 75	150	H	Weber St.	38 45						
				256	H	UTSA	68 58	135	H	SMU	60 57						
				336	A	Incarnate Word	62 55	72	H	Arizona	44 51						
				290	A	La Salle	69 63	158	A	Texas St.	62 64						
				108	A	Iona	51 62	29	A	Oklahoma	61 57						

Non-Div I Games:

North Texas

■ Loss, ■ Non-Conf, S Site, H Home A Away N Neutral

## Northeastern

Through Games Of Jan. 10, 2016

Average RPI Win:	216	WON-LOST	WINNING	LAST 10	STRENGTH OF	OPP. STRENGTH	TEAM	ADJ.	CONF.	ADJ CONF.
Average RPI Loss:	137	RECORD	PCT. RANK	GAMES	SCHEDULE	OF SCHEDULE	RPI	RPI	RPI	RPI
DIV. I ONLY	6- 8	201	3- 7	200	197	217	217	13	13	
DIV. I NON-CONF.	5- 6	180	3- 6	168	197	188	188	12	12	
TOTALS	RPI 1-25	RPI 26-50	W-L RECORDS	RPI 51-100	RPI 101-150	RPI 150+				
6- 8	0- 1	0- 1	OVERALL	1- 1	1- 1	4- 4				
2- 5	0- 1	0- 0	HOME	1- 1	0- 0	1- 3				
4- 1	0- 0	0- 0	AWAY	0- 0	1- 0	3- 1				
0- 2	0- 0	0- 1	NEUTRAL	0- 0	0- 1	0- 0				
5- 6	0- 1	0- 1	NON-CONFERENCE	1- 1	0- 1	4- 2				
2- 4	0- 1	0- 0	HOME	1- 1	0- 0	1- 2				
3- 0	0- 0	0- 0	AWAY	0- 0	0- 0	3- 0				
0- 2	0- 0	0- 1	NEUTRAL	0- 0	0- 1	0- 0				
1- 2	0- 0	0- 0	CONFERENCE	0- 0	1- 0	0- 2				
0- 1	0- 0	0- 0	HOME	0- 0	0- 0	0- 1				
1- 1	0- 0	0- 0	AWAY	0- 0	1- 0	0- 1				
0- 0	0- 0	0- 0	NEUTRAL	0- 0	0- 0	0- 0				

RPI 1-25				RPI 26-50				RPI 51-100				RPI 101+ Team's RPI: 217			
RPI	S	Opponent	Score	RPI	S	Opponent	Score	RPI	S	Opponent	Score	RPI	S	Opponent	Score
21	H	Michigan St.	51 77	39	N	Missouri	56 69	54	H	Boston College	45 71	117	A	Drexel	73 65
								96	H	Maine	56 44	121	N	Fresno St.	55 69
												163	H	Canisius	57 68
												200	H	Quinnipiac	60 71
												205	A	Siena	70 67
												216	A	Delaware	52 59
												250	A	New Hampshire	66 54
												278	H	UMES	60 49
												280	H	Towson	71 72
												349	A	Boston U.	77 44
LAST 12 Division I GAMES:															
216	A	Delaware	52 59	200	H	Quinnipiac	60 71								
117	A	Drexel	73 65	96	H	Maine	56 44								
280	H	Towson	71 72	250	A	New Hampshire	66 54								
54	H	Boston College	45 71	121	N	Fresno St.	55 69								
163	H	Canisius	57 68	39	N	Missouri	56 69								
21	H	Michigan St.	51 77	278	H	UMES	60 49								

Non-Div I Games:

Northeastern

■ Loss, 
 ■ Non-Conf, S Site, 
 ■ Home 
 ■ Away 
 N Neutral

Average RPI Win:	323	WON-LOST	WINNING	LAST 10	STRENGTH OF	OPP. STRENGTH	TEAM	ADJ.	CONF.	ADJ CONF.
Average RPI Loss:	118	RECORD	PCT. RANK	GAMES	SCHEDULE	OF SCHEDULE	RPI	RPI	RPI	RPI
DIV. I ONLY	3- 9	281	2- 6	114	269	229	229	18	18	
DIV. I NON-CONF.	2- 7	280	2- 5	97	171	216	216	19	19	
TOTALS	RPI 1-25	RPI 26-50	W-L RECORDS	RPI 51-100	RPI 101-150	RPI 150+				
3- 9	0- 0	0- 1	OVERALL	0- 1	0- 5	3- 2				
2- 1	0- 0	0- 0	HOME	0- 0	0- 1	2- 0				
1- 7	0- 0	0- 1	AWAY	0- 1	0- 3	1- 2				
0- 1	0- 0	0- 0	NEUTRAL	0- 0	0- 1	0- 0				
2- 7	0- 0	0- 1	NON-CONFERENCE	0- 1	0- 5	2- 0				
1- 1	0- 0	0- 0	HOME	0- 0	0- 1	1- 0				
1- 5	0- 0	0- 1	AWAY	0- 1	0- 3	1- 0				
0- 1	0- 0	0- 0	NEUTRAL	0- 0	0- 1	0- 0				
1- 2	0- 0	0- 0	CONFERENCE	0- 0	0- 0	1- 2				
1- 0	0- 0	0- 0	HOME	0- 0	0- 0	1- 0				
0- 2	0- 0	0- 0	AWAY	0- 0	0- 0	0- 2				
0- 0	0- 0	0- 0	NEUTRAL	0- 0	0- 0	0- 0				

RPI 1-25				RPI 26-50				RPI 51-100				RPI 101+ Team's RPI: 229			
RPI	S	Opponent	Score	RPI	S	Opponent	Score	RPI	S	Opponent	Score	RPI	S	Opponent	Score
				31	A	UTEP	66 77	77	A	Iowa St.	63 79	103	H	Hawaii	52 61
												104	N	Long Beach St.	48 69
												105	A	Nebraska	67 90
												110	A	New Mexico St.	53 87
												136	A	Colorado	66 90
												195	A	Montana	58 81
												198	A	Montana St.	77 86
												319	A	UC Irvine	71 55
												323	H	Lamar	75 63
												327	H	Southern Utah	57 48
LAST 12 Division I GAMES:															
				327	H	Southern Utah	57 48					319	A	UC Irvine	71 55
				198	A	Montana St.	77 86					110	A	New Mexico St.	53 87
				195	A	Montana	58 81					104	N	Long Beach St.	48 69
				77	A	Iowa St.	63 79					323	H	Lamar	75 63
				105	A	Nebraska	67 90					31	A	UTEP	66 77
				136	A	Colorado	66 90					103	H	Hawaii	52 61

Non-Div I Games: N.M. Highlands 91 43 Dixie St. 68 66

Northern Ariz.

■ Loss, 
 ■ Non-Conf, S Site, 
 ■ Home 
 ■ Away 
 N Neutral

Average RPI Win:	183	WON-LOST	WINNING	LAST 10	STRENGTH OF	OPP. STRENGTH	TEAM	ADJ.	CONF.	ADJ CONF.
Average RPI Loss:	123	RECORD	PCT. RANK	GAMES	SCHEDULE	OF SCHEDULE	RPI	RPI	RPI	RPI
DIV. I ONLY	6- 7	187	5- 5	130	107	155	155	18	18	
DIV. I NON-CONF.	4- 5	193	3- 5	187	62	167	167	19	19	
TOTALS	RPI 1-25	RPI 26-50	W-L RECORDS	RPI 51-100	RPI 101-150	RPI 150+				
6- 7	0- 0	0- 1	OVERALL	0- 2	3- 2	3- 2				
3- 2	0- 0	0- 1	HOME	0- 1	2- 0	1- 0				
1- 5	0- 0	0- 0	AWAY	0- 1	0- 2	1- 2				
2- 0	0- 0	0- 0	NEUTRAL	0- 0	1- 0	1- 0				
4- 5	0- 0	0- 1	NON-CONFERENCE	0- 2	1- 1	3- 1				
1- 2	0- 0	0- 1	HOME	0- 1	0- 0	1- 0				
1- 3	0- 0	0- 0	AWAY	0- 1	0- 1	1- 1				
2- 0	0- 0	0- 0	NEUTRAL	0- 0	1- 0	1- 0				
2- 2	0- 0	0- 0	CONFERENCE	0- 0	2- 1	0- 1				
2- 0	0- 0	0- 0	HOME	0- 0	2- 0	0- 0				
0- 2	0- 0	0- 0	AWAY	0- 0	0- 1	0- 1				
0- 0	0- 0	0- 0	NEUTRAL	0- 0	0- 0	0- 0				

RPI S	Opponent	Score	RPI S	Opponent	Score	RPI S	Opponent	Score	RPI S	Opponent	Score	Team's RPI: 155
49	H St. Mary's (CA)	52 65	52	H Colorado St.	46 62	52	A South Dakota St.	62 66	119	A Idaho	56 66	
									123	H Idaho St.	48 47	
									136	A Colorado	41 63	
									146	N Akron	78 65	
									150	H Weber St.	65 63	
									194	N Valparaiso	77 63	
									203	A Eastern Wash.	55 59	
									212	H Utah St.	74 60	
									237	A Grand Canyon	59 69	
									271	A Denver	60 51	
LAST 12 Division I GAMES:												
150	H Weber St.	65 63	66	A South Dakota St.	62 66	212	H Utah St.	74 60	49	H St. Mary's (CA)	52 65	
123	H Idaho St.	48 47	194	N Valparaiso	77 63	136	A Colorado	41 63				
119	A Idaho	56 66	146	N Akron	78 65							
203	A Eastern Wash.	55 59										
237	A Grand Canyon	59 69										
52	H Colorado St.	46 62										

Non-Div I Games: Western St. 101 48

Northern Colo.

Average RPI Win:	260	WON-LOST	WINNING	LAST 10	STRENGTH OF	OPP. STRENGTH	TEAM	ADJ.	CONF.	ADJ CONF.
Average RPI Loss:	163	RECORD	PCT. RANK	GAMES	SCHEDULE	OF SCHEDULE	RPI	RPI	RPI	RPI
DIV. I ONLY	7- 6	143	1- 0	331	191	230	230	10	10	
DIV. I NON-CONF.	6- 4	124	1- 0	346	212	253	253	10	10	
TOTALS	RPI 1-25	RPI 26-50	W-L RECORDS	RPI 51-100	RPI 101-150	RPI 150+				
7- 6	0- 0	0- 0	OVERALL	1- 1	1- 1	5- 4				
3- 1	0- 0	0- 0	HOME	1- 1	0- 0	2- 0				
2- 4	0- 0	0- 0	AWAY	0- 0	1- 1	1- 3				
2- 1	0- 0	0- 0	NEUTRAL	0- 0	0- 0	2- 1				
6- 4	0- 0	0- 0	NON-CONFERENCE	1- 0	0- 1	5- 3				
3- 0	0- 0	0- 0	HOME	1- 0	0- 0	2- 0				
1- 3	0- 0	0- 0	AWAY	0- 0	0- 1	1- 2				
2- 1	0- 0	0- 0	NEUTRAL	0- 0	0- 0	2- 1				
1- 2	0- 0	0- 0	CONFERENCE	0- 1	1- 0	0- 1				
0- 1	0- 0	0- 0	HOME	0- 1	0- 0	0- 0				
1- 1	0- 0	0- 0	AWAY	0- 0	1- 0	0- 1				
0- 0	0- 0	0- 0	NEUTRAL	0- 0	0- 0	0- 0				

RPI 1-25			RPI 26-50			RPI 51-100			RPI 101+			Team's RPI: 230
RPI	S	Opponent	Score	RPI	S	Opponent	Score	RPI	S	Opponent	Score	
						70 H Eastern Mich.	80 87	124 A Wisconsin			62 89	
						85 H Drake	87 73	146 A Akron			65 58	
								167 A SIUE			67 93	
								181 N Kansas			58 66	
								213 A Milwaukee			58 73	
								223 A Miami (OH)			60 66	
								264 H Bradley			68 64	
								314 N Cal St. Fullerton			72 49	
								335 A Chicago St.			68 50	
								337 N Illinois St.			68 59	
								339 H Eastern Ill.			79 63	
LAST 12 Division I GAMES:												
314 N		Cal St. Fullerton	72 49	85 H		Drake	87 73	124 A		Wisconsin	62 89	
70 H		Eastern Mich.	80 87	124 A		Wisconsin	62 89	337 N		Illinois St.	68 59	
223 A		Miami (OH)	60 66	213 A		Milwaukee	58 73	181 N		Kansas	58 66	
146 A		Akron	65 58	339 H		Eastern Ill.	79 63					
335 A		Chicago St.	68 50									
264 H		Bradley	68 64									

Non-Div I Games: Wis. Lutheran 69 42

Northern Ill.

Average RPI Win:	222	WON-LOST	WINNING	LAST 10	STRENGTH OF	OPP. STRENGTH	TEAM	ADJ.	CONF.	ADJ CONF.
Average RPI Loss:	122	RECORD	PCT. RANK	GAMES	SCHEDULE	OF SCHEDULE	RPI	RPI	RPI	RPI
DIV. I ONLY	7- 5	124	4- 4	206	140	171	171	14	14	
DIV. I NON-CONF.	6- 3	100	4- 3	235	131	150	150	14	14	
TOTALS	RPI 1-25	RPI 26-50	W-L RECORDS	RPI 51-100	RPI 101-150	RPI 150+				
7- 5	0- 1	0- 0	OVERALL	1- 1	1- 1	5- 2				
5- 3	0- 1	0- 0	HOME	1- 0	0- 1	4- 1				
2- 2	0- 0	0- 0	AWAY	0- 1	1- 0	1- 1				
0- 0	0- 0	0- 0	NEUTRAL	0- 0	0- 0	0- 0				
6- 3	0- 1	0- 0	NON-CONFERENCE	1- 0	1- 1	4- 1				
4- 2	0- 1	0- 0	HOME	1- 0	0- 1	3- 0				
2- 1	0- 0	0- 0	AWAY	0- 0	1- 0	1- 1				
0- 0	0- 0	0- 0	NEUTRAL	0- 0	0- 0	0- 0				
1- 2	0- 0	0- 0	CONFERENCE	0- 1	0- 0	1- 1				
1- 1	0- 0	0- 0	HOME	0- 0	0- 0	1- 1				
0- 1	0- 0	0- 0	AWAY	0- 1	0- 0	0- 0				
0- 0	0- 0	0- 0	NEUTRAL	0- 0	0- 0	0- 0				

RPI	S	Opponent	Score	RPI	S	Opponent	Score	RPI	S	Opponent	Score	RPI	S	Opponent	Score	Team's RPI: 171
8	H	Kentucky	65 84					87	A	Wright St.	61 66	144	A	Robert Morris	72 70	
								97	H	Marquette	83 78	146	H	Akron	75 77	
												176	A	Cincinnati	68 71	
												194	H	Valparaiso	60 61	
												209	H	Ill.-Chicago	55 53	
												223	A	Miami (OH)	71 57	
												262	H	Indiana St.	73 67	
												285	H	Tennessee Tech	88 62	
												333	H	IPFW	77 64	
LAST 12 Division I GAMES:																
87	A	Wright St.	61 66	144	A	Robert Morris	72 70									
209	H	Ill.-Chicago	55 53	285	H	Tennessee Tech	88 62									
194	H	Valparaiso	60 61	97	H	Marquette	83 78									
146	H	Akron	75 77	176	A	Cincinnati	68 71									
333	H	IPFW	77 64	262	H	Indiana St.	73 67									
8	H	Kentucky	65 84	223	A	Miami (OH)	71 57									

Non-Div I Games: Ind.-Kokomo 104 33 West Virginia St. 92 47

Northern Ky.

Loss, Non-Conf, S Site, H Home A Away N Neutral

## Northwestern

Through Games Of Jan. 10, 2016

Average RPI Win:	175	WON-LOST	WINNING	LAST 10	STRENGTH OF	OPP. STRENGTH	TEAM	ADJ.	CONF.	ADJ CONF.
Average RPI Loss:	57	RECORD	PCT. RANK	GAMES	SCHEDULE	OF SCHEDULE	RPI	RPI	RPI	RPI
DIV. I ONLY	12- 4	52	6- 4	133	48	81	81	4	4	
DIV. I NON-CONF.	11- 1	15	7- 1	228	88	69	69	4	4	
TOTALS	RPI 1-25	RPI 26-50	W-L RECORDS	RPI 51-100	RPI 101-150	RPI 150+				
12- 4	0- 2	0- 1	OVERALL	2- 0	5- 0	5- 1				
7- 2	0- 1	0- 1	HOME	1- 0	2- 0	4- 0				
2- 2	0- 0	0- 0	AWAY	1- 0	1- 0	0- 1				
3- 0	0- 0	0- 0	NEUTRAL	0- 0	2- 0	1- 0				
11- 1	0- 0	0- 1	NON-CONFERENCE	2- 0	4- 0	5- 0				
6- 1	0- 0	0- 1	HOME	1- 0	1- 0	4- 0				
2- 0	0- 0	0- 0	AWAY	1- 0	1- 0	0- 0				
3- 0	0- 0	0- 0	NEUTRAL	0- 0	2- 0	1- 0				
1- 3	0- 2	0- 0	CONFERENCE	0- 0	1- 0	0- 1				
1- 1	0- 1	0- 0	HOME	0- 0	1- 0	0- 0				
0- 2	0- 1	0- 0	AWAY	0- 0	0- 0	0- 1				
0- 0	0- 0	0- 0	NEUTRAL	0- 0	0- 0	0- 0				

RPI S	Opponent	Score	RPI S	Opponent	Score	RPI S	Opponent	Score	RPI S	Opponent	Score
19	H Purdue	71 85	27	H DePaul	64 77	89	A North Carolina	85 72	105	H Nebraska	85 62
21	A Michigan St.	51 74				99	H Western Mich.	86 62	106	N Creighton	75 52
									123	H Idaho St.	72 36
									130	A Loyola Chicago	81 72
									148	N East Carolina	78 75
									162	A Penn St.	72 79
									203	N Eastern Wash.	74 70
									213	H Milwaukee	69 44
									272	H Howard	89 49
									300	H UMKC	80 38
									306	H Alcorn	91 47
LAST 12 Division I GAMES:											
21	A Michigan St.	51 74	306	H Alcorn	91 47						
19	H Purdue	71 85	130	A Loyola Chicago	81 72						
105	H Nebraska	85 62	213	H Milwaukee	69 44						
162	A Penn St.	72 79	89	A North Carolina	85 72						
300	H UMKC	80 38	148	N East Carolina	78 75						
27	H DePaul	64 77	106	N Creighton	75 52						

Non-Div I Games:

Northwestern

■ Loss, 
 ■ Non-Conf, S Site, 
 ■ Home 
 ■ Away 
 N Neutral

Average RPI Win:	264	WON-LOST	WINNING	LAST 10	STRENGTH OF	OPP. STRENGTH	TEAM	ADJ.	CONF.	ADJ CONF.
Average RPI Loss:	65	RECORD	PCT. RANK	GAMES	SCHEDULE	OF SCHEDULE	RPI	RPI	RPI	RPI
DIV. I ONLY	5- 6	192	5- 4	53	223	118	118	27	27	
DIV. I NON-CONF.	2- 5	253	2- 3	8	199	135	135	25	25	
TOTALS	RPI 1-25	RPI 26-50	W-L RECORDS	RPI 51-100	RPI 101-150	RPI 150+				
5- 6	0- 2	0- 1	OVERALL	0- 0	0- 3	5- 0				
4- 0	0- 0	0- 0	HOME	0- 0	0- 0	4- 0				
1- 5	0- 1	0- 0	AWAY	0- 0	0- 0	1- 0				
0- 1	0- 0	0- 0	NEUTRAL	0- 0	0- 1	0- 0				
2- 5	0- 2	0- 0	NON-CONFERENCE	0- 0	0- 3	2- 0				
2- 0	0- 0	0- 0	HOME	0- 0	0- 0	2- 0				
0- 4	0- 2	0- 0	AWAY	0- 0	0- 2	0- 0				
0- 1	0- 0	0- 0	NEUTRAL	0- 0	0- 1	0- 0				
3- 1	0- 0	0- 1	CONFERENCE	0- 0	0- 0	3- 0				
2- 0	0- 0	0- 0	HOME	0- 0	0- 0	2- 0				
1- 1	0- 0	0- 1	AWAY	0- 0	0- 0	1- 0				
0- 0	0- 0	0- 0	NEUTRAL	0- 0	0- 0	0- 0				

RPI 1-25				RPI 26-50				RPI 51-100				RPI 101+ Team's RPI: 118			
RPI	S	Opponent	Score	RPI	S	Opponent	Score	RPI	S	Opponent	Score	RPI	S	Opponent	Score
4	A	Texas	33 86	30	A	Abilene Christian	46 67					104	N	Long Beach St.	59 60
7	A	Baylor	44 86									110	A	New Mexico St.	54 65
												135	A	SMU	36 74
												214	H	Sam Houston St.	69 49
												226	H	Grambling	71 62
												260	H	Houston Baptist	55 44
												283	H	Jackson St.	59 54
												336	A	Incarnate Word	53 48
LAST 12 Division I GAMES:															
336	A	Incarnate Word	53 48	7	A	Baylor	44 86								
30	A	Abilene Christian	46 67	104	N	Long Beach St.	59 60								
214	H	Sam Houston St.	69 49	110	A	New Mexico St.	54 65								
260	H	Houston Baptist	55 44	4	A	Texas	33 86								
283	H	Jackson St.	59 54	135	A	SMU	36 74								
226	H	Grambling	71 62												

Non-Div I Games: LeTourneau 73 44 Xavier (LA) 73 57 LSU-Alexandria 94 65 Central Baptist 86 56

Northwestern St.

Loss, Non-Conf, S Site, H Home A Away N Neutral



Average RPI Win:	93	WON-LOST	WINNING	LAST 10	STRENGTH OF	OPP. STRENGTH	TEAM	ADJ.	CONF.	ADJ CONF.
Average RPI Loss:	2	RECORD	PCT. RANK	GAMES	SCHEDULE	OF SCHEDULE	RPI	RPI	RPI	RPI
DIV. I ONLY	15- 1	6	1- 0	7	2	1	1	5	5	
DIV. I NON-CONF.	11- 1	15	1- 0	7	2	2	2	5	5	
TOTALS	RPI 1-25	RPI 26-50	W-L RECORDS	RPI 51-100	RPI 101-150	RPI 150+				
15- 1	3- 1	1- 0	OVERALL	5- 0	3- 0	3- 0				
7- 0	2- 0	1- 0	HOME	1- 0	3- 0	0- 0				
6- 1	0- 1	0- 0	AWAY	4- 0	0- 0	2- 0				
2- 0	1- 0	0- 0	NEUTRAL	0- 0	0- 0	1- 0				
11- 1	3- 1	1- 0	NON-CONFERENCE	3- 0	2- 0	2- 0				
5- 0	2- 0	1- 0	HOME	0- 0	2- 0	0- 0				
4- 1	0- 1	0- 0	AWAY	3- 0	0- 0	1- 0				
2- 0	1- 0	0- 0	NEUTRAL	0- 0	0- 0	1- 0				
4- 0	0- 0	0- 0	CONFERENCE	2- 0	1- 0	1- 0				
2- 0	0- 0	0- 0	HOME	1- 0	1- 0	0- 0				
2- 0	0- 0	0- 0	AWAY	1- 0	0- 0	1- 0				
0- 0	0- 0	0- 0	NEUTRAL	0- 0	0- 0	0- 0				

RPI	S	Opponent	Score	RPI	S	Opponent	Score	RPI	S	Opponent	Score	RPI	S	Opponent	Score
2	A	UConn	81 91	27	H	DePaul	95 90	51	A	Saint Joseph's	91 55	112	H	Bucknell	85 54
5	H	Ohio St.	75 72					66	A	South Dakota St.	75 64	116	H	Georgia Tech	85 76
13	N	UCLA	92 84					68	A	Virginia	74 46	120	H	Toledo	74 39
15	H	Oregon St.	62 61					89	H	North Carolina	88 54	154	A	Pittsburgh	65 55
								93	A	TCU	88 72	194	A	Valparaiso	110 54
												271	N	Denver	94 52
LAST 12 Division I GAMES:															
				89	H	North Carolina	88 54	13	N	UCLA	92 84				
				68	A	Virginia	74 46	93	A	TCU	88 72				
				154	A	Pittsburgh	65 55	27	H	DePaul	95 90				
				116	H	Georgia Tech	85 76	2	A	UConn	81 91				
				15	H	Oregon St.	62 61	5	H	Ohio St.	75 72				
				51	A	Saint Joseph's	91 55	271	N	Denver	94 52				

Non-Div I Games:

Notre Dame

Average RPI Win:	300	WON-LOST	WINNING	LAST 10	STRENGTH OF	OPP. STRENGTH	TEAM	ADJ.	CONF.	ADJ CONF.
Average RPI Loss:	126	RECORD	PCT. RANK	GAMES	SCHEDULE	OF SCHEDULE	RPI	RPI	RPI	RPI
DIV. I ONLY	8- 5	115	6- 3	325	287	225	225	14	14	
DIV. I NON-CONF.	6- 3	100	5- 2	336	314	229	229	14	14	
TOTALS	RPI 1-25	RPI 26-50	W-L RECORDS	RPI 51-100	RPI 101-150	RPI 150+				
8- 5	0- 1	0- 0	OVERALL	0- 1	0- 1	8- 2				
3- 3	0- 1	0- 0	HOME	0- 1	0- 1	3- 0				
5- 2	0- 0	0- 0	AWAY	0- 0	0- 0	5- 2				
0- 0	0- 0	0- 0	NEUTRAL	0- 0	0- 0	0- 0				
6- 3	0- 1	0- 0	NON-CONFERENCE	0- 0	0- 1	6- 1				
2- 2	0- 1	0- 0	HOME	0- 0	0- 1	2- 0				
4- 1	0- 0	0- 0	AWAY	0- 0	0- 0	4- 1				
0- 0	0- 0	0- 0	NEUTRAL	0- 0	0- 0	0- 0				
2- 2	0- 0	0- 0	CONFERENCE	0- 1	0- 0	2- 1				
1- 1	0- 0	0- 0	HOME	0- 1	0- 0	1- 0				
1- 1	0- 0	0- 0	AWAY	0- 0	0- 0	1- 1				
0- 0	0- 0	0- 0	NEUTRAL	0- 0	0- 0	0- 0				

RPI 1-25				RPI 26-50				RPI 51-100				RPI 101+ Team's RPI: 225			
RPI	S	Opponent	Score	RPI	S	Opponent	Score	RPI	S	Opponent	Score	RPI	S	Opponent	Score
21	H	Michigan St.	62 82					82	H	Youngstown St.	77 96	111	H	Central Mich.	87 110
												194	A	Valparaiso	66 81
												209	A	Ill.-Chicago	78 76
												223	A	Miami (OH)	54 65
												254	A	Niagara	77 67
												291	A	Vermont	74 68
												315	H	Cleveland St.	79 69
												322	H	Dartmouth	78 60
												333	H	IPFW	81 74
												335	A	Chicago St.	74 51
												344	A	Norfolk St.	83 73
LAST 12 Division I GAMES:															
209	A	Ill.-Chicago	78 76	194	A	Valparaiso	66 81								
315	H	Cleveland St.	79 69	223	A	Miami (OH)	54 65								
291	A	Vermont	74 68	322	H	Dartmouth	78 60								
333	H	IPFW	81 74	82	H	Youngstown St.	77 96								
335	A	Chicago St.	74 51	344	A	Norfolk St.	83 73								
21	H	Michigan St.	62 82	254	A	Niagara	77 67								

Non-Div I Games: Rochester College 83 49 Mich.-Dearborn 123 38

Oakland

Loss, Non-Conf, S Site, H Home A Away N Neutral

Through Games of Jan. 10, 1910										
Average RPI Win:	171	WON-LOST	WINNING	LAST 10	STRENGTH OF	OPP. STRENGTH	TEAM	ADJ.	CONF.	ADJ CONF.
Average RPI Loss:	66	RECORD	PCT. RANK	GAMES	SCHEDULE	OF SCHEDULE	RPI	RPI	RPI	RPI
DIV. I ONLY	11- 3	41	8- 2	135	55	47	47	10	10	
DIV. I NON-CONF.	8- 3	78	7- 2	186	47	68	68	10	10	
-----										
TOTALS	RPI 1-25	RPI 26-50		W-L RECORDS		RPI 51-100	RPI 101-150	RPI 150+		
11- 3	0- 1	0- 0		OVERALL		5- 1	1- 1	5- 0		
5- 0	0- 0	0- 0		HOME		3- 0	0- 0	2- 0		
2- 3	0- 0	0- 0		AWAY		0- 1	0- 0	2- 0		
4- 0	0- 0	0- 0		NEUTRAL		2- 0	1- 0	1- 0		
8- 3	0- 1	0- 0		NON-CONFERENCE		3- 1	1- 1	4- 0		
3- 0	0- 0	0- 0		HOME		1- 0	0- 0	2- 0		
1- 3	0- 1	0- 0		AWAY		0- 1	0- 1	1- 0		
4- 0	0- 0	0- 0		NEUTRAL		2- 0	1- 0	1- 0		
3- 0	0- 0	0- 0		CONFERENCE		2- 0	0- 0	1- 0		
2- 0	0- 0	0- 0		HOME		2- 0	0- 0	0- 0		
1- 0	0- 0	0- 0		AWAY		0- 0	0- 0	1- 0		
0- 0	0- 0	0- 0		NEUTRAL		0- 0	0- 0	0- 0		

RPI 1-25				RPI 26-50				Team's RPI: 47				RPI 51-100				RPI 101+			
RPI	S	Opponent	Score	RPI	S	Opponent	Score					RPI	S	Opponent	Score	RPI	S	Opponent	Score
23	A	Duquesne	47 64									56	N	FGCU	69 57	115	A	Illinois	53 62
												57	H	Ball St.	73 48	148	N	East Carolina	64 61
												59	A	Vanderbilt	59 62	238	A	UNCW	75 59
												73	N	Indiana	63 56	243	A	Bowling Green	72 57
												88	H	Middle Tenn.	72 49	270	H	Saint Francis (PA)	91 65
												99	H	Western Mich.	73 63	276	N	Winthrop	75 54
																333	H	IPFW	79 52
LAST 12 Division I GAMES:																			
				57	H	Ball St.	73 48					243	A	Bowling Green	72 57				
				99	H	Western Mich.	73 63					270	H	Saint Francis (PA)	91 65				
				88	H	Middle Tenn.	72 49					333	H	IPFW	79 52				
				148	N	East Carolina	64 61					59	A	Vanderbilt	59 62				
				238	A	UNCW	75 59					73	N	Indiana	63 56				
				23	A	Duquesne	47 64					276	N	Winthrop	75 54				

Non-Div I Games:

Ohio

Average RPI Win:	110	WON-LOST	WINNING	LAST 10	STRENGTH OF	OPP. STRENGTH	TEAM	ADJ.	CONF.	ADJ CONF.
Average RPI Loss:	3	RECORD	PCT. RANK	GAMES	SCHEDULE	OF SCHEDULE	RPI	RPI	RPI	RPI
DIV. I ONLY	12- 3	33	9- 1	5	13	5	5	4	4	
DIV. I NON-CONF.	8- 3	78	7- 1	15	17	16	16	4	4	
TOTALS	RPI 1-25	RPI 26-50	W-L RECORDS	RPI 51-100	RPI 101-150	RPI 150+				
12- 3	2- 3	2- 0	OVERALL	3- 0	2- 0	3- 0				
8- 1	2- 1	0- 0	HOME	3- 0	1- 0	2- 0				
2- 2	0- 2	1- 0	AWAY	0- 0	0- 0	1- 0				
2- 0	0- 0	1- 0	NEUTRAL	0- 0	1- 0	0- 0				
8- 3	0- 3	1- 0	NON-CONFERENCE	2- 0	2- 0	3- 0				
5- 1	0- 1	0- 0	HOME	2- 0	1- 0	2- 0				
1- 2	0- 2	0- 0	AWAY	0- 0	0- 0	1- 0				
2- 0	0- 0	1- 0	NEUTRAL	0- 0	1- 0	0- 0				
4- 0	2- 0	1- 0	CONFERENCE	1- 0	0- 0	0- 0				
3- 0	2- 0	0- 0	HOME	1- 0	0- 0	0- 0				
1- 0	0- 0	1- 0	AWAY	0- 0	0- 0	0- 0				
0- 0	0- 0	0- 0	NEUTRAL	0- 0	0- 0	0- 0				

RPI	S	Opponent	Score	RPI	S	Opponent	Score	RPI	S	Opponent	Score	RPI	S	Opponent	Score
1	A	Notre Dame	72 75	32	N	Texas A&M	95 80	61	H	Princeton	90 70	109	N	Liberty	75 65
2	H	UConn	56 100	45	A	Maryland	80 71	68	H	Virginia	93 73	129	H	Belmont	84 56
6	A	South Carolina	80 88					73	H	Indiana	97 70	176	A	Cincinnati	105 76
16	H	Rutgers	90 78									267	H	N.C. A&T	89 56
21	H	Michigan St.	85 80									320	H	Wagner	106 47
LAST 12 Division I GAMES:															
73	H	Indiana	97 70	16	H	Rutgers	90 78								
45	A	Maryland	80 71	176	A	Cincinnati	105 76								
21	H	Michigan St.	85 80	1	A	Notre Dame	72 75								
68	H	Virginia	93 73	32	N	Texas A&M	95 80								
61	H	Princeton	90 70	109	N	Liberty	75 65								
267	H	N.C. A&T	89 56	320	H	Wagner	106 47								

Non-Div I Games:

Ohio St.

■ Loss, 
 ■ Non-Conf, S Site, 
 ■ Home 
 ■ Away 
 N Neutral

Average RPI Win:	137	WON-LOST	WINNING	LAST 10	STRENGTH OF	OPP. STRENGTH	TEAM	ADJ.	CONF.	ADJ CONF.
Average RPI Loss:	78	RECORD	PCT. RANK	GAMES	SCHEDULE	OF SCHEDULE	RPI	RPI	RPI	RPI
DIV. I ONLY	12- 3	33	8- 2	66	14	29	29	2	2	
DIV. I NON-CONF.	9- 2	37	7- 1	135	23	45	45	3	3	
TOTALS	RPI 1-25	RPI 26-50	W-L RECORDS	RPI 51-100	RPI 101-150	RPI 150+				
12- 3	1- 1	2- 1	OVERALL	3- 0	0- 0	6- 1				
6- 1	1- 0	0- 0	HOME	1- 0	0- 0	4- 1				
4- 1	0- 1	1- 0	AWAY	1- 0	0- 0	2- 0				
2- 1	0- 0	1- 1	NEUTRAL	1- 0	0- 0	0- 0				
9- 2	1- 0	2- 1	NON-CONFERENCE	1- 0	0- 0	5- 1				
4- 1	1- 0	0- 0	HOME	0- 0	0- 0	3- 1				
3- 0	0- 0	1- 0	AWAY	0- 0	0- 0	2- 0				
2- 1	0- 0	1- 1	NEUTRAL	1- 0	0- 0	0- 0				
3- 1	0- 1	0- 0	CONFERENCE	2- 0	0- 0	1- 0				
2- 0	0- 0	0- 0	HOME	1- 0	0- 0	1- 0				
1- 1	0- 1	0- 0	AWAY	1- 0	0- 0	0- 0				
0- 0	0- 0	0- 0	NEUTRAL	0- 0	0- 0	0- 0				

RPI 1-25				RPI 26-50				Team's RPI: 29	RPI 51-100				RPI 101+			
RPI	S	Opponent	Score	RPI	S	Opponent	Score		RPI	S	Opponent	Score	RPI	S	Opponent	Score
7	A	Baylor	68 78	32	N	Texas A&M	68 74		54	N	Boston College	76 61	175	A	Tulsa	75 62
9	H	BYU	73 47	35	A	Washington	71 68		58	H	Kansas St.	68 58	181	H	Kansas	67 44
				38	N	Utah	70 55		93	A	TCU	78 65	196	H	North Texas	57 61
													202	H	Little Rock	65 52
													256	H	UTSA	80 41
													264	A	Bradley	79 46
													276	H	Winthrop	78 48
LAST 12 Division I GAMES:																
93	A	TCU	78 65	58	H	Kansas St.	68 58		35	A	Washington	71 68				
7	A	Baylor	68 78	202	H	Little Rock	65 52		54	N	Boston College	76 61				
181	H	Kansas	67 44	38	N	Utah	70 55		264	A	Bradley	79 46				
32	N	Texas A&M	68 74													
256	H	UTSA	80 41													
175	A	Tulsa	75 62													

Non-Div I Games:

Oklahoma

  Loss, 
  Non-Conf, S Site, 
  Home 
  Away 
N Neutral

Average RPI Win:	169	WON-LOST	WINNING	LAST 10	STRENGTH OF	OPP. STRENGTH	TEAM	ADJ.	CONF.	ADJ CONF.
Average RPI Loss:	39	RECORD	PCT. RANK	GAMES	SCHEDULE	OF SCHEDULE	RPI	RPI	RPI	RPI
DIV. I ONLY	12- 3	33	7- 3	60	112	40	40	2	2	
DIV. I NON-CONF.	10- 1	19	7- 1	221	164	49	49	3	3	
TOTALS	RPI 1-25	RPI 26-50	W-L RECORDS	RPI 51-100	RPI 101-150	RPI 150+				
12- 3	1- 1	0- 1	OVERALL	2- 1	3- 0	6- 0				
9- 1	1- 1	0- 0	HOME	2- 0	1- 0	5- 0				
3- 2	0- 0	0- 1	AWAY	0- 1	2- 0	1- 0				
0- 0	0- 0	0- 0	NEUTRAL	0- 0	0- 0	0- 0				
10- 1	0- 0	0- 1	NON-CONFERENCE	2- 0	2- 0	6- 0				
8- 0	0- 0	0- 0	HOME	2- 0	1- 0	5- 0				
2- 1	0- 0	0- 1	AWAY	0- 0	1- 0	1- 0				
0- 0	0- 0	0- 0	NEUTRAL	0- 0	0- 0	0- 0				
2- 2	1- 1	0- 0	CONFERENCE	0- 1	1- 0	0- 0				
1- 1	1- 1	0- 0	HOME	0- 0	0- 0	0- 0				
1- 1	0- 0	0- 0	AWAY	0- 1	1- 0	0- 0				
0- 0	0- 0	0- 0	NEUTRAL	0- 0	0- 0	0- 0				

RPI 1-25				RPI 26-50				Team's RPI: 40				RPI 51-100				RPI 101+			
RPI	S	Opponent	Score	RPI	S	Opponent	Score	RPI	S	Opponent	Score	RPI	S	Opponent	Score	RPI	S	Opponent	Score
4	H	Texas	48 78	37	A	South Fla.	46 68	55	H	Washington St.	70 60	126	A	Missouri St.	74 55				
7	H	Baylor	52 45					77	A	Iowa St.	42 49	134	A	Texas Tech	69 46				
								89	H	North Carolina	77 67	147	H	Oral Roberts	59 55				
												167	H	SIUE	86 61				
												185	H	UTRGV	78 54				
												253	A	UCF	74 55				
												269	H	Texas Southern	87 52				
												274	H	Savannah St.	76 48				
												323	H	Lamar	90 45				
LAST 12 Division I GAMES:																			
134	A	Texas Tech	69 46	4	H	Texas	48 78	89	H	North Carolina	77 67	185	H	UTRGV	78 54				
77	A	Iowa St.	42 49	55	H	Washington St.	70 60	147	H	Oral Roberts	59 55								
7	H	Baylor	52 45	126	A	Missouri St.	74 55												
274	H	Savannah St.	76 48																
253	A	UCF	74 55																
37	A	South Fla.	46 68																

Non-Div I Games:

Oklahoma St.

■ Loss, 
 ■ Non-Conf, S Site, 
 ■ Home 
 ■ Away 
 N Neutral

Average RPI Win:	226	WON-LOST	WINNING	LAST 10	STRENGTH OF	OPP. STRENGTH	TEAM	ADJ.	CONF.	ADJ CONF.
Average RPI Loss:	124	RECORD	PCT. RANK	GAMES	SCHEDULE	OF SCHEDULE	RPI	RPI	RPI	RPI
DIV. I ONLY	6- 9	219	5- 5	127	193	189	189	11	11	
DIV. I NON-CONF.	4- 8	234	3- 6	146	229	215	215	11	11	
TOTALS	RPI 1-25	RPI 26-50	W-L RECORDS	RPI 51-100	RPI 101-150	RPI 150+				
6- 9	0- 0	0- 2	OVERALL	1- 2	1- 1	4- 4				
3- 3	0- 0	0- 1	HOME	0- 0	1- 1	2- 1				
3- 3	0- 0	0- 0	AWAY	1- 1	0- 0	2- 2				
0- 3	0- 0	0- 1	NEUTRAL	0- 1	0- 0	0- 1				
4- 8	0- 0	0- 2	NON-CONFERENCE	0- 2	0- 1	4- 3				
2- 2	0- 0	0- 1	HOME	0- 0	0- 1	2- 0				
2- 3	0- 0	0- 0	AWAY	0- 1	0- 0	2- 2				
0- 3	0- 0	0- 1	NEUTRAL	0- 1	0- 0	0- 1				
2- 1	0- 0	0- 0	CONFERENCE	1- 0	1- 0	0- 1				
1- 1	0- 0	0- 0	HOME	0- 0	1- 0	0- 1				
1- 0	0- 0	0- 0	AWAY	1- 0	0- 0	0- 0				
0- 0	0- 0	0- 0	NEUTRAL	0- 0	0- 0	0- 0				

RPI 1-25				RPI 26-50				RPI 51-100				RPI 101+				Team's RPI: 189	
RPI	S	Opponent	Score	RPI	S	Opponent	Score	RPI	S	Opponent	Score	RPI	S	Opponent	Score		
				41	H	Miami (FL)	35 61	66	N	South Dakota St.	39 71	138	H	Southern Miss.	53 45		
				45	N	Maryland	49 95	84	A	Charlotte	71 59	139	H	ETSU	52 56		
								90	A	VCU	54 74	154	N	Pittsburgh	58 67		
												157	A	William & Mary	64 75		
												201	H	Louisiana Tech	51 69		
												224	A	Richmond	57 62		
												265	H	Loyola Maryland	64 41		
												272	A	Howard	83 64		
												278	A	UMES	69 52		
												320	H	Wagner	71 57		
LAST 12 Division I GAMES:																	
201	H	Louisiana Tech	51 69	138	H	Southern Miss.	53 45	265	H	Loyola Maryland	64 41	66	N	South Dakota St.	39 71		
84	A	Charlotte	71 59	154	N	Pittsburgh	58 67	45	N	Maryland	49 95	139	H	ETSU	52 56		
157	A	William & Mary	64 75	90	A	VCU	54 74	272	A	Howard	83 64	278	A	UMES	69 52		
278	A	UMES	69 52	201	H	Louisiana Tech	51 69	224	A	Richmond	57 62	265	H	Loyola Maryland	64 41		
90	A	VCU	54 74	272	A	Howard	83 64	278	A	UMES	69 52	320	H	Wagner	71 57		
272	A	Howard	83 64	201	H	Louisiana Tech	51 69	224	A	Richmond	57 62	265	H	Loyola Maryland	64 41		

Non-Div I Games:

Old Dominion

■ Loss, 
 ■ Non-Conf, 
 ■ S Site, 
 ■ H Home 
 ■ A Away 
 N Neutral

Average RPI Win:	223	WON-LOST	WINNING	LAST 10	STRENGTH OF	OPP. STRENGTH	TEAM	ADJ.	CONF.	ADJ CONF.
Average RPI Loss:	104	RECORD	PCT. RANK	GAMES	SCHEDULE	OF SCHEDULE	RPI	RPI	RPI	RPI
DIV. I ONLY	9- 7	134	6- 4	183	210	180	180	3	3	
DIV. I NON-CONF.	8- 5	118	7- 2	254	284	194	194	2	2	
TOTALS	RPI 1-25	RPI 26-50	W-L RECORDS	RPI 51-100	RPI 101-150	RPI 150+				
9- 7	0- 1	1- 0	OVERALL	1- 2	2- 3	5- 1				
7- 4	0- 1	1- 0	HOME	1- 1	1- 1	4- 1				
2- 3	0- 0	0- 0	AWAY	0- 1	1- 2	1- 0				
0- 0	0- 0	0- 0	NEUTRAL	0- 0	0- 0	0- 0				
8- 5	0- 0	1- 0	NON-CONFERENCE	0- 2	2- 2	5- 1				
6- 3	0- 0	1- 0	HOME	0- 1	1- 1	4- 1				
2- 2	0- 0	0- 0	AWAY	0- 1	1- 1	1- 0				
0- 0	0- 0	0- 0	NEUTRAL	0- 0	0- 0	0- 0				
1- 2	0- 1	0- 0	CONFERENCE	1- 0	0- 1	0- 0				
1- 1	0- 1	0- 0	HOME	1- 0	0- 0	0- 0				
0- 1	0- 0	0- 0	AWAY	0- 0	0- 1	0- 0				
0- 0	0- 0	0- 0	NEUTRAL	0- 0	0- 0	0- 0				

RPI 1-25				RPI 26-50				RPI 51-100				RPI 101+ Team's RPI: 180			
RPI	S	Opponent	Score	RPI	S	Opponent	Score	RPI	S	Opponent	Score	RPI	S	Opponent	Score
24	H	Florida	65 85	44	H	Western Ky.	59 53	59	H	Vanderbilt	55 52	114	A	Stony Brook	72 57
								60	H	Tulane	59 61	122	H	McNeese St.	96 56
								88	A	Middle Tenn.	75 84	126	H	Missouri St.	78 91
												132	A	LSU	57 76
												138	A	Southern Miss.	38 57
												159	H	La.-Lafayette	78 82
												320	A	Wagner	86 49
												331	H	Mississippi Val.	97 61
												332	H	Ark.-Pine Bluff	80 45
												342	H	Alabama A&M	103 42
												345	H	New Orleans	97 59
LAST 12 Division I GAMES:															
132	A	LSU	57 76	24	H	Florida	65 85	138	A	Southern Miss.	38 57				
59	H	Vanderbilt	55 52	342	H	Alabama A&M	103 42	332	H	Ark.-Pine Bluff	80 45				
122	H	McNeese St.	96 56	44	H	Western Ky.	59 53	320	A	Wagner	86 49				
60	H	Tulane	59 61	345	H	New Orleans	97 59	114	A	Stony Brook	72 57				

Non-Div I Games:

Ole Miss

■ Loss, 
 ■ Non-Conf, 
 ■ S Site, 
 ■ H Home 
 ■ A Away 
 N Neutral



Average RPI Win:	297	WON-LOST	WINNING	LAST 10	STRENGTH OF	OPP. STRENGTH	TEAM	ADJ.	CONF.	ADJ CONF.
Average RPI Loss:	161	RECORD	PCT. RANK	GAMES	SCHEDULE	OF SCHEDULE	RPI	RPI	RPI	RPI
DIV. I ONLY	7- 7	159	4- 5	326	288	266	266	22	22	
DIV. I NON-CONF.	5- 5	160	3- 4	345	263	317	317	24	24	
TOTALS	RPI 1-25	RPI 26-50	W-L RECORDS	RPI 51-100	RPI 101-150	RPI 150+				
7- 7	0- 0	0- 0	OVERALL	0- 2	0- 1	7- 4				
5- 2	0- 0	0- 0	HOME	0- 0	0- 1	5- 1				
1- 4	0- 0	0- 0	AWAY	0- 2	0- 0	1- 2				
1- 1	0- 0	0- 0	NEUTRAL	0- 0	0- 0	1- 1				
5- 5	0- 0	0- 0	NON-CONFERENCE	0- 0	0- 1	5- 4				
3- 2	0- 0	0- 0	HOME	0- 0	0- 1	3- 1				
1- 2	0- 0	0- 0	AWAY	0- 0	0- 0	1- 2				
1- 1	0- 0	0- 0	NEUTRAL	0- 0	0- 0	1- 1				
2- 2	0- 0	0- 0	CONFERENCE	0- 2	0- 0	2- 0				
2- 0	0- 0	0- 0	HOME	0- 0	0- 0	2- 0				
0- 2	0- 0	0- 0	AWAY	0- 2	0- 0	0- 0				
0- 0	0- 0	0- 0	NEUTRAL	0- 0	0- 0	0- 0				

RPI 1-25			RPI 26-50			RPI 51-100			RPI 101+			Team's RPI: 266
RPI	S	Opponent	Score	RPI	S	Opponent	Score	RPI	S	Opponent	Score	
						66 A South Dakota St.	58 68	106 H Creighton			46 69	
						91 A South Dakota	76 82	167 A SIUE			86 90	
								219 H Utah Valley			59 74	
								220 A North Dakota			52 67	
								251 H Western Ill.			79 66	
								253 H UCF			75 60	
								260 N Houston Baptist			51 64	
								262 A Indiana St.			51 50	
								300 H UMKC			57 42	
								337 N Illinois St.			60 56	
								339 H Eastern Ill.			76 67	
								340 H North Dakota St.			77 52	
LAST 12 Division I GAMES:												
						66 A South Dakota St.	58 68	91 A South Dakota			76 82	
						251 H Western Ill.	79 66	339 H Eastern Ill.			76 67	
						340 H North Dakota St.	77 52	300 H UMKC			57 42	
						219 H Utah Valley	59 74	337 N Illinois St.			60 56	
						106 H Creighton	46 69	260 N Houston Baptist			51 64	
						167 A SIUE	86 90	262 A Indiana St.			51 50	

Non-Div I Games: Midland 58 53 Waldorf 97 32

Omaha

Loss, Non-Conf, S Site, H Home A Away N Neutral

Oral Roberts

Through Games Of Jan. 10, 2016

Average RPI Win:	189	WON-LOST	WINNING	LAST 10	STRENGTH OF	OPP. STRENGTH	TEAM	ADJ.	CONF.	ADJ CONF.
Average RPI Loss:	130	RECORD	PCT. RANK	GAMES	SCHEDULE	OF SCHEDULE	RPI	RPI	RPI	RPI
DIV. I ONLY	5- 9	241	4- 5	134	102	147	147	22	22	
DIV. I NON-CONF.	2- 8	290	1- 6	142	14	186	186	24	24	
TOTALS	RPI 1-25	RPI 26-50	W-L RECORDS	RPI 51-100	RPI 101-150	RPI 150+				
5- 9	0- 1	0- 1	OVERALL	1- 2	0- 1	4- 4				
1- 1	0- 0	0- 0	HOME	1- 0	0- 0	0- 1				
4- 8	0- 1	0- 1	AWAY	0- 2	0- 1	4- 3				
0- 0	0- 0	0- 0	NEUTRAL	0- 0	0- 0	0- 0				
2- 8	0- 1	0- 1	NON-CONFERENCE	0- 2	0- 1	2- 3				
0- 1	0- 0	0- 0	HOME	0- 0	0- 0	0- 1				
2- 7	0- 1	0- 1	AWAY	0- 2	0- 1	2- 2				
0- 0	0- 0	0- 0	NEUTRAL	0- 0	0- 0	0- 0				
3- 1	0- 0	0- 0	CONFERENCE	1- 0	0- 0	2- 1				
1- 0	0- 0	0- 0	HOME	1- 0	0- 0	0- 0				
2- 1	0- 0	0- 0	AWAY	0- 0	0- 0	2- 1				
0- 0	0- 0	0- 0	NEUTRAL	0- 0	0- 0	0- 0				

RPI 1-25				RPI 26-50				RPI 51-100				RPI 101+ Team's RPI: 147			
RPI	S	Opponent	Score	RPI	S	Opponent	Score	RPI	S	Opponent	Score	RPI	S	Opponent	Score
7	A	Baylor	39 97	40	A	Oklahoma St.	55 59	63	A	Michigan	44 61	126	A	Missouri St.	64 72
								70	A	Eastern Mich.	69 77	160	A	IUPUI	52 47
								91	H	South Dakota	60 56	175	A	Tulsa	59 53
												178	A	Arkansas	50 65
												181	A	Kansas	70 63
												202	H	Little Rock	52 66
												237	A	Grand Canyon	64 66
												251	A	Western Ill.	61 72
												340	A	North Dakota St.	52 42
LAST 12 Division I GAMES:															
				91	H	South Dakota	60 56	340	A	North Dakota St.	52 42				
				160	A	IUPUI	52 47	178	A	Arkansas	50 65				
				251	A	Western Ill.	61 72	70	A	Eastern Mich.	69 77				
				181	A	Kansas	70 63	63	A	Michigan	44 61				
				7	A	Baylor	39 97	40	A	Oklahoma St.	55 59				
				126	A	Missouri St.	64 72	202	H	Little Rock	52 66				

Non-Div I Games: Lyon 49 68 Evangel 89 46

Oral Roberts

Loss, Non-Conf, S Site, H Home A Away N Neutral

## Oregon

Through Games Of Jan. 10, 2016

Average RPI Win:	214	WON-LOST	WINNING	LAST 10	STRENGTH OF	OPP. STRENGTH	TEAM	ADJ.	CONF.	ADJ CONF.
Average RPI Loss:	14	RECORD	PCT. RANK	GAMES	SCHEDULE	OF SCHEDULE	RPI	RPI	RPI	RPI
DIV. I ONLY	11- 4	67	6- 4	238	16	107	107	1	1	
DIV. I NON-CONF.	11- 0	1	8- 0	337	57	100	100	1	1	
TOTALS	RPI 1-25	RPI 26-50	W-L RECORDS	RPI 51-100	RPI 101-150	RPI 150+				
11- 4	0- 4	0- 0	OVERALL	2- 0	1- 0	8- 0				
10- 1	0- 1	0- 0	HOME	1- 0	1- 0	8- 0				
1- 3	0- 3	0- 0	AWAY	1- 0	0- 0	0- 0				
0- 0	0- 0	0- 0	NEUTRAL	0- 0	0- 0	0- 0				
11- 0	0- 0	0- 0	NON-CONFERENCE	2- 0	1- 0	8- 0				
10- 0	0- 0	0- 0	HOME	1- 0	1- 0	8- 0				
1- 0	0- 0	0- 0	AWAY	1- 0	0- 0	0- 0				
0- 0	0- 0	0- 0	NEUTRAL	0- 0	0- 0	0- 0				
0- 4	0- 4	0- 0	CONFERENCE	0- 0	0- 0	0- 0				
0- 1	0- 1	0- 0	HOME	0- 0	0- 0	0- 0				
0- 3	0- 3	0- 0	AWAY	0- 0	0- 0	0- 0				
0- 0	0- 0	0- 0	NEUTRAL	0- 0	0- 0	0- 0				

RPI 1-25				RPI 26-50				RPI 51-100				RPI 101+ Team's RPI: 107			
RPI	S	Opponent	Score	RPI	S	Opponent	Score	RPI	S	Opponent	Score	RPI	S	Opponent	Score
13	A	UCLA	69 80					89	A	North Carolina	79 77	141	H	Hampton	86 51
14	A	Southern California	67 74					95	H	UC Riverside	95 81	215	H	Seattle	82 62
15	A	Oregon St.	33 60									219	H	Utah Valley	79 68
15	H	Oregon St.	45 59									220	H	North Dakota	77 51
												227	H	Clemson	69 56
												248	H	San Jose St.	104 74
												280	H	UC Santa Barbara	79 51
												295	H	Portland	93 52
												328	H	Portland St.	122 59
LAST 12 Division I GAMES:															
15	A	Oregon St.	33 60	15	H	Oregon St.	45 59								
14	A	Southern California	67 74	295	H	Portland	93 52								
13	A	UCLA	69 80	219	H	Utah Valley	79 68								
215	H	Seattle	82 62	248	H	San Jose St.	104 74								
328	H	Portland St.	122 59	220	H	North Dakota	77 51								
95	H	UC Riverside	95 81	227	H	Clemson	69 56								

Non-Div I Games:

Oregon

  Loss, 
  Non-Conf, S Site, 
  Home 
  Away 
N Neutral

Average RPI Win:	152	WON-LOST	WINNING	LAST 10	STRENGTH OF	OPP. STRENGTH	TEAM	ADJ.	CONF.	ADJ CONF.
Average RPI Loss:	8	RECORD	PCT. RANK	GAMES	SCHEDULE	OF SCHEDULE	RPI	RPI	RPI	RPI
DIV. I ONLY	12- 3	33	7- 3	31	22	15	15	1	1	
DIV. I NON-CONF.	9- 2	37	6- 2	147	25	48	48	1	1	
TOTALS	RPI 1-25	RPI 26-50	W-L RECORDS	RPI 51-100	RPI 101-150	RPI 150+				
12- 3	1- 3	0- 0	OVERALL	3- 0	3- 0	5- 0				
6- 1	0- 1	0- 0	HOME	1- 0	2- 0	3- 0				
4- 2	1- 2	0- 0	AWAY	1- 0	1- 0	1- 0				
2- 0	0- 0	0- 0	NEUTRAL	1- 0	0- 0	1- 0				
9- 2	0- 2	0- 0	NON-CONFERENCE	3- 0	1- 0	5- 0				
5- 1	0- 1	0- 0	HOME	1- 0	1- 0	3- 0				
2- 1	0- 1	0- 0	AWAY	1- 0	0- 0	1- 0				
2- 0	0- 0	0- 0	NEUTRAL	1- 0	0- 0	1- 0				
3- 1	1- 1	0- 0	CONFERENCE	0- 0	2- 0	0- 0				
1- 0	0- 0	0- 0	HOME	0- 0	1- 0	0- 0				
2- 1	1- 1	0- 0	AWAY	0- 0	1- 0	0- 0				
0- 0	0- 0	0- 0	NEUTRAL	0- 0	0- 0	0- 0				

RPI S	Opponent	Score	RPI S	Opponent	Score	RPI S	Opponent	Score	RPI S	Opponent	Score
1	A Notre Dame	61 62				74	N Hofstra	73 50	107	A Oregon	59 45
10	H Tennessee	50 53				95	H UC Riverside	86 65	107	H Oregon	60 33
13	A UCLA	51 71				97	A Marquette	65 58	119	H Idaho	69 44
14	A Southern California	57 49							161	H Cal Poly	80 43
									178	N Arkansas	63 47
									268	H CSU Bakersfield	75 51
									295	A Portland	94 50
									304	H Longwood	110 45
LAST 12 Division I GAMES:											
107	H Oregon	60 33	107	A Oregon	59 45						
13	A UCLA	51 71	268	H CSU Bakersfield	75 51						
14	A Southern California	57 49	119	H Idaho	69 44						
1	A Notre Dame	61 62	97	A Marquette	65 58						
161	H Cal Poly	80 43	178	N Arkansas	63 47						
10	H Tennessee	50 53	74	N Hofstra	73 50						

Non-Div I Games:

Oregon St.

  Loss, 
  Non-Conf, 
  S Site, 
  H Home 
  A Away 
N Neutral

## Pacific

Through Games Of Jan. 10, 2016

Average RPI Win:	218	WON-LOST	WINNING	LAST 10	STRENGTH OF	OPP. STRENGTH	TEAM	ADJ.	CONF.	ADJ CONF.
Average RPI Loss:	122	RECORD	PCT. RANK	GAMES	SCHEDULE	OF SCHEDULE	RPI	RPI	RPI	RPI
DIV. I ONLY	8- 8	159	4- 5	129	206	131	131	8	8	
DIV. I NON-CONF.	6- 4	124	3- 2	210	255	130	130	9	9	
TOTALS	RPI 1-25	RPI 26-50	W-L RECORDS	RPI 51-100	RPI 101-150	RPI 150+				
8- 8	0- 1	0- 0	OVERALL	1- 3	1- 1	6- 3				
4- 2	0- 0	0- 0	HOME	0- 0	1- 1	3- 1				
4- 6	0- 0	0- 0	AWAY	1- 0	0- 0	3- 0				
0- 0	0- 0	0- 0	NEUTRAL	0- 0	0- 0	0- 0				
6- 4	0- 0	0- 0	NON-CONFERENCE	1- 1	0- 1	5- 2				
2- 1	0- 0	0- 0	HOME	0- 0	0- 1	2- 0				
4- 3	0- 0	0- 0	AWAY	1- 1	0- 0	3- 2				
0- 0	0- 0	0- 0	NEUTRAL	0- 0	0- 0	0- 0				
2- 4	0- 1	0- 0	CONFERENCE	0- 2	1- 0	1- 1				
2- 1	0- 0	0- 0	HOME	0- 0	1- 0	1- 1				
0- 3	0- 1	0- 0	AWAY	0- 2	0- 0	0- 0				
0- 0	0- 0	0- 0	NEUTRAL	0- 0	0- 0	0- 0				

RPI 1-25				RPI 26-50				RPI 51-100				RPI 101+ Team's RPI: 131			
RPI	S	Opponent	Score	RPI	S	Opponent	Score	RPI	S	Opponent	Score	RPI	S	Opponent	Score
9	A	BYU	62 79					62	A	San Diego	56 69	104	H	Long Beach St.	60 68
								72	A	Arizona	56 69	140	H	San Francisco	70 57
								75	A	Santa Clara	52 76	187	A	UC Davis	66 53
								89	A	North Carolina	66 63	195	A	Montana	54 64
												212	A	Utah St.	70 78
												231	A	Gardner-Webb	84 77
												246	H	Loyola Marymount	60 63
												248	H	San Jose St.	81 69
												252	H	Pepperdine	65 62
												268	A	CSU Bakersfield	80 74
												329	H	Nevada	74 52
LAST 12 Division I GAMES:															
252	H	Pepperdine	65 62	246	H	Loyola Marymount	60 63								
9	A	BYU	62 79	248	H	San Jose St.	81 69								
62	A	San Diego	56 69	72	A	Arizona	56 69								
140	H	San Francisco	70 57	104	H	Long Beach St.	60 68								
75	A	Santa Clara	52 76	231	A	Gardner-Webb	84 77								
329	H	Nevada	74 52	89	A	North Carolina	66 63								

Non-Div I Games: Stanislaus St. 74 61

Pacific

■ Loss, 
 ■ Non-Conf, 
 ■ S Site, 
 ■ H Home 
 ■ A Away 
 N Neutral

Average RPI Win:	184	WON-LOST	WINNING	LAST 10	STRENGTH OF	OPP. STRENGTH	TEAM	ADJ.	CONF.	ADJ CONF.
Average RPI Loss:	38	RECORD	PCT. RANK	GAMES	SCHEDULE	OF SCHEDULE	RPI	RPI	RPI	RPI
DIV. I ONLY	9- 2	24	8- 1	89	135	53	53	12	12	
DIV. I NON-CONF.	8- 2	51	8- 2	140	146	67	67	13	13	
TOTALS	RPI 1-25	RPI 26-50	W-L RECORDS	RPI 51-100	RPI 101-150	RPI 150+				
9- 2	0- 1	0- 0	OVERALL	2- 1	2- 0	5- 0				
6- 1	0- 1	0- 0	HOME	2- 0	1- 0	3- 0				
3- 1	0- 0	0- 0	AWAY	0- 1	1- 0	2- 0				
0- 0	0- 0	0- 0	NEUTRAL	0- 0	0- 0	0- 0				
8- 2	0- 1	0- 0	NON-CONFERENCE	1- 1	2- 0	5- 0				
5- 1	0- 1	0- 0	HOME	1- 0	1- 0	3- 0				
3- 1	0- 0	0- 0	AWAY	0- 1	1- 0	2- 0				
0- 0	0- 0	0- 0	NEUTRAL	0- 0	0- 0	0- 0				
1- 0	0- 0	0- 0	CONFERENCE	1- 0	0- 0	0- 0				
1- 0	0- 0	0- 0	HOME	1- 0	0- 0	0- 0				
0- 0	0- 0	0- 0	AWAY	0- 0	0- 0	0- 0				
0- 0	0- 0	0- 0	NEUTRAL	0- 0	0- 0	0- 0				

RPI 1-25				RPI 26-50				RPI 51-100 Team's RPI: 53				RPI 101+			
RPI	S	Opponent	Score	RPI	S	Opponent	Score	RPI	S	Opponent	Score	RPI	S	Opponent	Score
25	H	Duke	50 57					51	A	Saint Joseph's	46 50	103	A	Hawaii	64 54
								52	H	Colorado St.	49 48	117	H	Drexel	72 67
								61	H	Princeton	50 48	177	A	UMBC	81 46
												242	H	Navy	57 43
												250	A	New Hampshire	67 60
												320	H	Wagner	78 50
												338	H	Lafayette	54 37
LAST 12 Division I GAMES:															
103	A	Hawaii	64 54	61	H	Princeton	50 48	250	A	New Hampshire	67 60	338	H	Lafayette	54 37
320	H	Wagner	78 50	51	A	Saint Joseph's	46 50	177	A	UMBC	81 46	25	H	Duke	50 57
117	H	Drexel	72 67	242	H	Navy	57 43								
52	H	Colorado St.	49 48												

Non-Div I Games: BYU-Hawaii 73 41

Penn

Average RPI Win:	209	WON-LOST	WINNING	LAST 10	STRENGTH OF	OPP. STRENGTH	TEAM	ADJ.	CONF.	ADJ CONF.
Average RPI Loss:	78	RECORD	PCT. RANK	GAMES	SCHEDULE	OF SCHEDULE	RPI	RPI	RPI	RPI
DIV. I ONLY	6- 9	219	0- 1	55	56	162	162	4	4	
DIV. I NON-CONF.	5- 6	180	0- 1	89	72	160	160	4	4	
TOTALS	RPI 1-25	RPI 26-50	W-L RECORDS	RPI 51-100	RPI 101-150	RPI 150+				
6- 9	0- 3	0- 2	OVERALL	2- 1	0- 2	4- 1				
6- 2	0- 1	0- 0	HOME	2- 1	0- 0	4- 0				
0- 6	0- 1	0- 2	AWAY	0- 0	0- 2	0- 1				
0- 1	0- 1	0- 0	NEUTRAL	0- 0	0- 0	0- 0				
5- 6	0- 2	0- 2	NON-CONFERENCE	1- 1	0- 0	4- 1				
5- 1	0- 0	0- 0	HOME	1- 1	0- 0	4- 0				
0- 4	0- 1	0- 2	AWAY	0- 0	0- 0	0- 1				
0- 1	0- 1	0- 0	NEUTRAL	0- 0	0- 0	0- 0				
1- 3	0- 1	0- 0	CONFERENCE	1- 0	0- 2	0- 0				
1- 1	0- 1	0- 0	HOME	1- 0	0- 0	0- 0				
0- 2	0- 0	0- 0	AWAY	0- 0	0- 2	0- 0				
0- 0	0- 0	0- 0	NEUTRAL	0- 0	0- 0	0- 0				

RPI 1-25				RPI 26-50				RPI 51-100				RPI 101+ Team's RPI: 162			
RPI	S	Opponent	Score	RPI	S	Opponent	Score	RPI	S	Opponent	Score	RPI	S	Opponent	Score
9	N	BYU	51 63	34	A	St. Bonaventure	60 70	64	H	Virginia Tech	59 64	124	A	Wisconsin	62 82
10	A	Tennessee	66 74	37	A	South Fla.	79 101	81	H	Northwestern	79 72	127	A	Minnesota	85 98
21	H	Michigan St.	55 71					82	H	Youngstown St.	68 51	204	H	Fordham	75 59
												273	H	Holy Cross	86 82
												275	A	CSUN	73 81
												286	H	Sacred Heart	83 46
												330	H	Central Conn. St.	73 47
LAST 12 Division I GAMES:															
21	H	Michigan St.	55 71	9	N	BYU	51 63	124	A	Wisconsin	62 82				
127	A	Minnesota	85 98	37	A	South Fla.	79 101	64	H	Virginia Tech	59 64				
81	H	Northwestern	79 72	275	A	CSUN	73 81	330	H	Central Conn. St.	73 47				
286	H	Sacred Heart	83 46												
34	A	St. Bonaventure	60 70												
82	H	Youngstown St.	68 51												

Non-Div I Games:

Penn St.

Pepperdine

Through Games Of Jan. 10, 2016

Average RPI Win:	286	WON-LOST	WINNING	LAST 10	STRENGTH OF	OPP. STRENGTH	TEAM	ADJ.	CONF.	ADJ CONF.
Average RPI Loss:	128	RECORD	PCT. RANK	GAMES	SCHEDULE	OF SCHEDULE	RPI	RPI	RPI	RPI
DIV. I ONLY	5- 10	247	0- 1	239	157	252	252	8	8	
DIV. I NON-CONF.	4- 6	201	0- 1	265	192	249	249	9	9	
TOTALS	RPI 1-25	RPI 26-50	W-L RECORDS	RPI 51-100	RPI 101-150	RPI 150+				
5- 10	0- 0	0- 2	OVERALL	0- 2	0- 1	5- 5				
4- 2	0- 0	0- 0	HOME	0- 1	0- 0	4- 1				
1- 7	0- 0	0- 2	AWAY	0- 1	0- 1	1- 3				
0- 1	0- 0	0- 0	NEUTRAL	0- 0	0- 0	0- 1				
4- 6	0- 0	0- 1	NON-CONFERENCE	0- 1	0- 0	4- 4				
3- 1	0- 0	0- 0	HOME	0- 0	0- 0	3- 1				
1- 4	0- 0	0- 1	AWAY	0- 1	0- 0	1- 2				
0- 1	0- 0	0- 0	NEUTRAL	0- 0	0- 0	0- 1				
1- 4	0- 0	0- 1	CONFERENCE	0- 1	0- 1	1- 1				
1- 1	0- 0	0- 0	HOME	0- 1	0- 0	1- 0				
0- 3	0- 0	0- 1	AWAY	0- 0	0- 1	0- 1				
0- 0	0- 0	0- 0	NEUTRAL	0- 0	0- 0	0- 0				

RPI 1-25				RPI 26-50				RPI 51-100				RPI 101+ Team's RPI: 252			
RPI	S	Opponent	Score	RPI	S	Opponent	Score	RPI	S	Opponent	Score	RPI	S	Opponent	Score
				49	A	St. Mary's (CA)	72 88	69	H	Gonzaga	57 74	131	A	Pacific	62 65
				50	A	Albany (NY)	49 64	92	A	Army West Point	53 63	152	A	UNLV	63 83
												161	H	Cal Poly	47 61
												165	A	New Mexico	52 60
												166	N	George Mason	63 71
												246	A	Loyola Marymount	69 79
												268	A	CSU Bakersfield	76 73
												271	H	Denver	64 60
												280	H	UC Santa Barbara	71 69
												295	H	Portland	74 62
												314	H	Cal St. Fullerton	81 75
LAST 12 Division I GAMES:															
				131	A	Pacific	62 65	166	N	George Mason	63 71				
				246	A	Loyola Marymount	69 79	49	A	St. Mary's (CA)	72 88				
				295	H	Portland	74 62	271	H	Denver	64 60				
				69	H	Gonzaga	57 74	161	H	Cal Poly	47 61				
				165	A	New Mexico	52 60	280	H	UC Santa Barbara	71 69				
				268	A	CSU Bakersfield	76 73	314	H	Cal St. Fullerton	81 75				

Non-Div I Games: Alas. Anchorage 61 94

Pepperdine

Loss, Non-Conf, S Site, H Home A Away N Neutral



Average RPI Win:	269	WON-LOST	WINNING	LAST 10	STRENGTH OF	OPP. STRENGTH	TEAM	ADJ.	CONF.	ADJ CONF.
Average RPI Loss:	46	RECORD	PCT. RANK	GAMES	SCHEDULE	OF SCHEDULE	RPI	RPI	RPI	RPI
DIV. I ONLY	8- 8	159	4- 6	88	127	154	154	5	5	
DIV. I NON-CONF.	8- 5	118	5- 4	211	193	157	157	5	5	
TOTALS	RPI 1-25	RPI 26-50	W-L RECORDS	RPI 51-100	RPI 101-150	RPI 150+				
8- 8	0- 2	0- 2	OVERALL	0- 4	0- 0	8- 0				
6- 3	0- 2	0- 0	HOME	0- 1	0- 0	6- 0				
1- 3	0- 0	0- 1	AWAY	0- 2	0- 0	1- 0				
1- 2	0- 0	0- 1	NEUTRAL	0- 1	0- 0	1- 0				
8- 5	0- 1	0- 1	NON-CONFERENCE	0- 3	0- 0	8- 0				
6- 1	0- 1	0- 0	HOME	0- 0	0- 0	6- 0				
1- 2	0- 0	0- 0	AWAY	0- 2	0- 0	1- 0				
1- 2	0- 0	0- 1	NEUTRAL	0- 1	0- 0	1- 0				
0- 3	0- 1	0- 1	CONFERENCE	0- 1	0- 0	0- 0				
0- 2	0- 1	0- 0	HOME	0- 1	0- 0	0- 0				
0- 1	0- 0	0- 1	AWAY	0- 0	0- 0	0- 0				
0- 0	0- 0	0- 0	NEUTRAL	0- 0	0- 0	0- 0				

RPI S	Opponent	Score	RPI S	Opponent	Score	RPI S	Opponent	Score	RPI S	Opponent	Score	Team's RPI: 154
1	H Notre Dame	55 65	41	A Miami (FL)	55 79	61	A Princeton	47 61	189	N Old Dominion	67 58	
23	H Duquesne	65 79	45	N Maryland	49 70	63	A Michigan	45 82	199	H American	76 58	
						65	H North Carolina St.	76 78	270	A Saint Francis (PA)	74 59	
						66	N South Dakota St.	54 55	273	H Holy Cross	56 50	
									284	H Rider	75 44	
									293	H Delaware St.	77 43	
									320	H Wagner	67 41	
									324	H Mt. St. Mary's	74 57	
LAST 12 Division I GAMES:												
1	H Notre Dame	55 65	65	H North Carolina St.	76 78							
23	H Duquesne	65 79	41	A Miami (FL)	55 79							
199	H American	76 58	273	H Holy Cross	56 50							
284	H Rider	75 44	63	A Michigan	45 82							
61	A Princeton	47 61	45	N Maryland	49 70							
324	H Mt. St. Mary's	74 57	189	N Old Dominion	67 58							

Non-Div I Games:

Pittsburgh

■ Loss, 
 ■ Non-Conf, 
 S Site, 
 ■ Home 
 ■ Away 
 N Neutral

Portland

Through Games Of Jan. 10, 2016

Average RPI Win:	328	WON-LOST	WINNING	LAST 10	STRENGTH OF	OPP. STRENGTH	TEAM	ADJ.	CONF.	ADJ CONF.
Average RPI Loss:	151	RECORD	PCT. RANK	GAMES	SCHEDULE	OF SCHEDULE	RPI	RPI	RPI	RPI
DIV. I ONLY	1- 14	342	0- 10	122	264	295	295	8	8	
DIV. I NON-CONF.	1- 9	325	1- 6	129	291	285	285	9	9	
TOTALS	RPI 1-25	RPI 26-50	W-L RECORDS	RPI 51-100	RPI 101-150	RPI 150+				
1- 14	0- 1	0- 1	OVERALL	0- 2	0- 3	1- 7				
0- 8	0- 1	0- 0	HOME	0- 2	0- 2	0- 3				
1- 6	0- 0	0- 1	AWAY	0- 0	0- 1	1- 4				
0- 0	0- 0	0- 0	NEUTRAL	0- 0	0- 0	0- 0				
1- 9	0- 1	0- 1	NON-CONFERENCE	0- 0	0- 2	1- 5				
0- 5	0- 1	0- 0	HOME	0- 0	0- 1	0- 3				
1- 4	0- 0	0- 1	AWAY	0- 0	0- 1	1- 2				
0- 0	0- 0	0- 0	NEUTRAL	0- 0	0- 0	0- 0				
0- 5	0- 0	0- 0	CONFERENCE	0- 2	0- 1	0- 2				
0- 3	0- 0	0- 0	HOME	0- 2	0- 1	0- 0				
0- 2	0- 0	0- 0	AWAY	0- 0	0- 0	0- 2				
0- 0	0- 0	0- 0	NEUTRAL	0- 0	0- 0	0- 0				

RPI	S	Opponent	Score	RPI	S	Opponent	Score	RPI	S	Opponent	Score	RPI	S	Opponent	Score	Team's RPI: 295
15	H	Oregon St.	50 94	35	A	Washington	65 83	69	H	Gonzaga	63 71	107	A	Oregon	52 93	
								75	H	Santa Clara	45 67	140	H	San Francisco	63 82	
												150	H	Weber St.	55 57	
												174	H	Boise St.	49 89	
												187	H	UC Davis	47 72	
												195	A	Montana	67 90	
												198	A	Montana St.	57 86	
												246	A	Loyola Marymount	52 62	
												252	A	Pepperdine	62 74	
												275	H	CSUN	62 68	
												328	A	Portland St.	69 53	
LAST 12 Division I GAMES:																
75	H	Santa Clara	45 67	69	H	Gonzaga	63 71									
252	A	Pepperdine	62 74	140	H	San Francisco	63 82									
246	A	Loyola Marymount	52 62	35	A	Washington	65 83									
275	H	CSUN	62 68	187	H	UC Davis	47 72									
107	A	Oregon	52 93	150	H	Weber St.	55 57									
174	H	Boise St.	49 89	328	A	Portland St.	69 53									

Non-Div I Games: Willamette 73 54

Portland

Loss, Non-Conf, S Site, H Home A Away N Neutral

Average RPI Win:	275	WON-LOST	WINNING	LAST 10	STRENGTH OF	OPP. STRENGTH	TEAM	ADJ.	CONF.	ADJ CONF.
Average RPI Loss:	180	RECORD	PCT. RANK	GAMES	SCHEDULE	OF SCHEDULE	RPI	RPI	RPI	RPI
DIV. I ONLY	1- 11	337	1- 8	220	291	328	328	18	18	
DIV. I NON-CONF.	1- 8	320	1- 6	251	260	338	338	19	19	
TOTALS	RPI 1-25	RPI 26-50	W-L RECORDS	RPI 51-100	RPI 101-150	RPI 150+				
1- 11	0- 0	0- 0	OVERALL	0- 2	0- 2	1- 7				
1- 5	0- 0	0- 0	HOME	0- 0	0- 0	1- 5				
0- 6	0- 0	0- 0	AWAY	0- 2	0- 2	0- 2				
0- 0	0- 0	0- 0	NEUTRAL	0- 0	0- 0	0- 0				
1- 8	0- 0	0- 0	NON-CONFERENCE	0- 2	0- 2	1- 4				
1- 3	0- 0	0- 0	HOME	0- 0	0- 0	1- 3				
0- 5	0- 0	0- 0	AWAY	0- 2	0- 2	0- 1				
0- 0	0- 0	0- 0	NEUTRAL	0- 0	0- 0	0- 0				
0- 3	0- 0	0- 0	CONFERENCE	0- 0	0- 0	0- 3				
0- 2	0- 0	0- 0	HOME	0- 0	0- 0	0- 2				
0- 1	0- 0	0- 0	AWAY	0- 0	0- 0	0- 1				
0- 0	0- 0	0- 0	NEUTRAL	0- 0	0- 0	0- 0				

RPI 1-25				RPI 26-50				RPI 51-100				RPI 101+				Team's RPI: 328	
RPI	S	Opponent	Score	RPI	S	Opponent	Score	RPI	S	Opponent	Score	RPI	S	Opponent	Score		
								66	A	South Dakota St.	65	74	104	A	Long Beach St.	71	89
								91	A	South Dakota	61	103	107	A	Oregon	59	122
													187	H	UC Davis	70	82
													195	H	Montana	58	79
													198	H	Montana St.	59	106
													208	A	Sacramento St.	91	132
													215	H	Seattle	64	85
													275	H	CSUN	83	77
													295	H	Portland	53	69
													314	A	Cal St. Fullerton	69	84
LAST 12 Division I GAMES:																	
208	A	Sacramento St.	91	132	198	H	Montana St.	59	106								
275	H	CSUN	83	77	195	H	Montana	58	79								
107	A	Oregon	59	122	187	H	UC Davis	70	82								
215	H	Seattle	64	85	295	H	Portland	53	69								
91	A	South Dakota	61	103	104	A	Long Beach St.	71	89								
66	A	South Dakota St.	65	74	314	A	Cal St. Fullerton	69	84								

Non-Div I Games: Warner Pacific 64 76 Corban 90 76

Portland St.

Loss, Non-Conf, S Site, H Home A Away N Neutral

Average RPI Win:	294	WON-LOST	WINNING	LAST 10	STRENGTH OF	OPP. STRENGTH	TEAM	ADJ.	CONF.	ADJ CONF.
Average RPI Loss:	186	RECORD	PCT. RANK	GAMES	SCHEDULE	OF SCHEDULE	RPI	RPI	RPI	RPI
DIV. I ONLY	4- 7	237	3- 7	343	249	303	303	32	32	
DIV. I NON-CONF.	3- 5	218	3- 5	322	274	262	262	31	31	
TOTALS	RPI 1-25	RPI 26-50	W-L RECORDS	RPI 51-100	RPI 101-150	RPI 150+				
4- 7	0- 0	0- 1	OVERALL	0- 1	0- 1	4- 4				
2- 1	0- 0	0- 0	HOME	0- 0	0- 0	2- 1				
2- 5	0- 0	0- 1	AWAY	0- 0	0- 0	2- 0				
0- 1	0- 0	0- 0	NEUTRAL	0- 0	0- 0	0- 1				
3- 5	0- 0	0- 1	NON-CONFERENCE	0- 1	0- 1	3- 2				
1- 0	0- 0	0- 0	HOME	0- 0	0- 0	1- 0				
2- 4	0- 0	0- 1	AWAY	0- 1	0- 1	2- 1				
0- 1	0- 0	0- 0	NEUTRAL	0- 0	0- 0	0- 1				
1- 2	0- 0	0- 0	CONFERENCE	0- 0	0- 0	1- 2				
1- 1	0- 0	0- 0	HOME	0- 0	0- 0	1- 1				
0- 1	0- 0	0- 0	AWAY	0- 0	0- 0	0- 1				
0- 0	0- 0	0- 0	NEUTRAL	0- 0	0- 0	0- 0				

RPI 1-25				RPI 26-50				RPI 51-100				RPI 101+				Team's RPI: 303	
RPI	S	Opponent	Score	RPI	S	Opponent	Score	RPI	S	Opponent	Score	RPI	S	Opponent	Score		
				32	A	Texas A&M	30 88	93	A	TCU	60 69	116	A	Georgia Tech	48 96		
												156	H	Southern U.	55 65		
												201	A	Louisiana Tech	77 68		
												269	A	Texas Southern	65 72		
												298	A	Wichita St.	36 64		
												306	H	Alcorn	58 54		
												323	H	Lamar	80 72		
												340	N	North Dakota St.	58 79		
												347	A	Nicholls St.	81 70		
LAST 12 Division I GAMES:																	
				306	H	Alcorn	58 54	269	A	Texas Southern	65 72						
				32	A	Texas A&M	30 88	156	H	Southern U.	55 65						
				340	N	North Dakota St.	58 79	201	A	Louisiana Tech	77 68						
				298	A	Wichita St.	36 64	93	A	TCU	60 69						
				116	A	Georgia Tech	48 96	347	A	Nicholls St.	81 70						
				323	H	Lamar	80 72										

Non-Div I Games: Howard Payne 86 46

Prairie View

Presbyterian

Through Games Of Jan. 10, 2016

Average RPI Win:	273	WON-LOST	WINNING	LAST 10	STRENGTH OF	OPP. STRENGTH	TEAM	ADJ.	CONF.	ADJ CONF.
Average RPI Loss:	155	RECORD	PCT. RANK	GAMES	SCHEDULE	OF SCHEDULE	RPI	RPI	RPI	RPI
DIV. I ONLY	5- 7	213	5- 3	280	267	244	244	26	26	
DIV. I NON-CONF.	1- 5	304	1- 3	257	177	315	315	27	27	
TOTALS	RPI 1-25	RPI 26-50	W-L RECORDS	RPI 51-100	RPI 101-150	RPI 150+				
5- 7	0- 0	0- 0	OVERALL	0- 2	1- 3	4- 2				
3- 2	0- 0	0- 0	HOME	0- 0	1- 1	2- 1				
2- 5	0- 0	0- 0	AWAY	0- 2	0- 2	2- 1				
0- 0	0- 0	0- 0	NEUTRAL	0- 0	0- 0	0- 0				
1- 5	0- 0	0- 0	NON-CONFERENCE	0- 2	0- 2	1- 1				
1- 0	0- 0	0- 0	HOME	0- 0	0- 0	1- 0				
0- 5	0- 0	0- 0	AWAY	0- 2	0- 2	0- 1				
0- 0	0- 0	0- 0	NEUTRAL	0- 0	0- 0	0- 0				
4- 2	0- 0	0- 0	CONFERENCE	0- 0	1- 1	3- 1				
2- 2	0- 0	0- 0	HOME	0- 0	1- 1	1- 1				
2- 0	0- 0	0- 0	AWAY	0- 0	0- 0	2- 0				
0- 0	0- 0	0- 0	NEUTRAL	0- 0	0- 0	0- 0				

RPI 1-25				RPI 26-50				RPI 51-100				RPI 101+				Team's RPI: 244	
RPI	S	Opponent	Score	RPI	S	Opponent	Score	RPI	S	Opponent	Score	RPI	S	Opponent	Score		
								59	A	Vanderbilt	38	56	109	H	Liberty	60	42
								64	A	Virginia Tech	44	58	136	A	Colorado	60	72
													145	H	UNC Asheville	63	72
													148	A	East Carolina	57	84
													222	H	Radford	53	64
													301	A	Charleston So.	63	49
													302	H	High Point	82	70
													304	A	Longwood	59	38
													312	A	Kennesaw St.	47	49
													348	H	N.C. Central	60	50
LAST 12 Division I GAMES:																	
302	H	High Point	82	70	109	H	Liberty	60	42								
348	H	N.C. Central	60	50	222	H	Radford	53	64								
136	A	Colorado	60	72	301	A	Charleston So.	63	49								
304	A	Longwood	59	38	148	A	East Carolina	57	84								
145	H	UNC Asheville	63	72	312	A	Kennesaw St.	47	49								
59	A	Vanderbilt	38	56	64	A	Virginia Tech	44	58								

Non-Div I Games: Warren Wilson 95 56 Columbia (SC) 104 37 Brevard 70 53

Presbyterian

Loss, Non-Conf, S Site, H Home A Away N Neutral

Average RPI Win:	195	WON-LOST	WINNING	LAST 10	STRENGTH OF	OPP. STRENGTH	TEAM	ADJ.	CONF.	ADJ CONF.
Average RPI Loss:	24	RECORD	PCT. RANK	GAMES	SCHEDULE	OF SCHEDULE	RPI	RPI	RPI	RPI
DIV. I ONLY	11- 4	67	7- 3	159	31	61	61	12	12	
DIV. I NON-CONF.	11- 3	55	9- 2	203	27	58	58	13	13	
TOTALS	RPI 1-25	RPI 26-50	W-L RECORDS	RPI 51-100	RPI 101-150	RPI 150+				
11- 4	1- 3	0- 0	OVERALL	1- 1	1- 0	8- 0				
7- 0	1- 0	0- 0	HOME	1- 0	1- 0	4- 0				
2- 4	0- 3	0- 0	AWAY	0- 1	0- 0	2- 0				
2- 0	0- 0	0- 0	NEUTRAL	0- 0	0- 0	2- 0				
11- 3	1- 3	0- 0	NON-CONFERENCE	1- 0	1- 0	8- 0				
7- 0	1- 0	0- 0	HOME	1- 0	1- 0	4- 0				
2- 3	0- 3	0- 0	AWAY	0- 0	0- 0	2- 0				
2- 0	0- 0	0- 0	NEUTRAL	0- 0	0- 0	2- 0				
0- 1	0- 0	0- 0	CONFERENCE	0- 1	0- 0	0- 0				
0- 0	0- 0	0- 0	HOME	0- 0	0- 0	0- 0				
0- 1	0- 0	0- 0	AWAY	0- 1	0- 0	0- 0				
0- 0	0- 0	0- 0	NEUTRAL	0- 0	0- 0	0- 0				

RPI S	Opponent	Score	RPI S	Opponent	Score	RPI S	Opponent	Score	RPI S	Opponent	Score
5	A Ohio St.	70 90				53	A Penn	48 50	141	H Hampton	79 55
17	A Dayton	81 85				63	H Michigan	74 57	154	H Pittsburgh	61 47
20	A Seton Hall	64 71							199	H American	72 34
23	H Duquesne	94 66							204	H Fordham	55 44
									215	N Seattle	85 48
									232	A Marist	77 44
									284	A Rider	78 59
									313	H Monmouth	81 70
									319	N UC Irvine	83 42
LAST 12 Division I GAMES:											
17	A Dayton	81 85	53	A Penn	48 50						
5	A Ohio St.	70 90	141	H Hampton	79 55						
204	H Fordham	55 44	232	A Marist	77 44						
154	H Pittsburgh	61 47	215	N Seattle	85 48						
313	H Monmouth	81 70	319	N UC Irvine	83 42						
63	H Michigan	74 57	284	A Rider	78 59						

Non-Div I Games:

Princeton

Providence

Through Games Of Jan. 10, 2016

Average RPI Win:	242	WON-LOST	WINNING	LAST 10	STRENGTH OF	OPP. STRENGTH	TEAM	ADJ.	CONF.	ADJ CONF.
Average RPI Loss:	96	RECORD	PCT. RANK	GAMES	SCHEDULE	OF SCHEDULE	RPI	RPI	RPI	RPI
DIV. I ONLY	4- 12	281	2- 8	20	244	193	193	6	6	
DIV. I NON-CONF.	4- 6	201	3- 3	27	300	153	153	6	6	
TOTALS	RPI 1-25	RPI 26-50	W-L RECORDS	RPI 51-100	RPI 101-150	RPI 150+				
4- 12	0- 1	0- 2	OVERALL	0- 4	0- 3	4- 2				
3- 7	0- 1	0- 1	HOME	0- 2	0- 2	3- 1				
1- 5	0- 0	0- 1	AWAY	0- 2	0- 1	1- 1				
0- 0	0- 0	0- 0	NEUTRAL	0- 0	0- 0	0- 0				
4- 6	0- 0	0- 1	NON-CONFERENCE	0- 3	0- 0	4- 2				
3- 3	0- 0	0- 0	HOME	0- 2	0- 0	3- 1				
1- 3	0- 0	0- 1	AWAY	0- 1	0- 0	1- 1				
0- 0	0- 0	0- 0	NEUTRAL	0- 0	0- 0	0- 0				
0- 6	0- 1	0- 1	CONFERENCE	0- 1	0- 3	0- 0				
0- 4	0- 1	0- 1	HOME	0- 0	0- 2	0- 0				
0- 2	0- 0	0- 0	AWAY	0- 1	0- 1	0- 0				
0- 0	0- 0	0- 0	NEUTRAL	0- 0	0- 0	0- 0				

RPI S Opponent Score	RPI 26-50	RPI 51-100	RPI 101+ Team's RPI: 193
20 H Seton Hall 54 64	48 H St. John's (NY) 61 80	54 H Boston College 41 67	101 A Georgetown 53 63
	50 A Albany (NY) 58 71	56 H FGCU 41 50	142 H Butler 67 77
		64 A Virginia Tech 46 62	143 H Xavier 54 62
		76 A Villanova 39 67	173 A Brown 47 57
			182 A Rhode Island 64 55
			224 H Richmond 50 57
			234 H Hartford 69 50
			239 H Bryant 88 78
			313 H Monmouth 71 59
LAST 12 Division I GAMES:			
76 A Villanova 39 67	143 H Xavier 54 62		
48 H St. John's (NY) 61 80	142 H Butler 67 77		
20 H Seton Hall 54 64	101 A Georgetown 53 63		
182 A Rhode Island 64 55	224 H Richmond 50 57		
56 H FGCU 41 50	50 A Albany (NY) 58 71		
239 H Bryant 88 78	313 H Monmouth 71 59		

Non-Div I Games:

Providence

Loss, Non-Conf, S Site, H Home A Away N Neutral

Average RPI Win:	139	WON-LOST	WINNING	LAST 10	STRENGTH OF	OPP. STRENGTH	TEAM	ADJ.	CONF.	ADJ CONF.
Average RPI Loss:	29	RECORD	PCT. RANK	GAMES	SCHEDULE	OF SCHEDULE	RPI	RPI	RPI	RPI
DIV. I ONLY	13- 2	16	8- 2	54	21	19	19	4	4	
DIV. I NON-CONF.	9- 2	37	6- 2	88	50	46	46	4	4	
TOTALS	RPI 1-25	RPI 26-50	W-L RECORDS	RPI 51-100	RPI 101-150	RPI 150+				
13- 2	1- 1	1- 0	OVERALL	5- 1	2- 0	4- 0				
8- 1	1- 0	0- 0	HOME	3- 1	1- 0	3- 0				
3- 0	0- 0	0- 0	AWAY	2- 0	0- 0	1- 0				
2- 1	0- 1	1- 0	NEUTRAL	0- 0	1- 0	0- 0				
9- 2	1- 1	1- 0	NON-CONFERENCE	2- 1	1- 0	4- 0				
6- 1	1- 0	0- 0	HOME	2- 1	0- 0	3- 0				
1- 0	0- 0	0- 0	AWAY	0- 0	0- 0	1- 0				
2- 1	0- 1	1- 0	NEUTRAL	0- 0	1- 0	0- 0				
4- 0	0- 0	0- 0	CONFERENCE	3- 0	1- 0	0- 0				
2- 0	0- 0	0- 0	HOME	1- 0	1- 0	0- 0				
2- 0	0- 0	0- 0	AWAY	2- 0	0- 0	0- 0				
0- 0	0- 0	0- 0	NEUTRAL	0- 0	0- 0	0- 0				

RPI 1-25				RPI 26-50				RPI 51-100				RPI 101+			
RPI	S	Opponent	Score	RPI	S	Opponent	Score	RPI	S	Opponent	Score	RPI	S	Opponent	Score
3	N	Stanford	65 71	28	N	Louisville	62 60	54	H	Boston College	56 58	115	H	Illinois	69 65
17	H	Dayton	61 58					57	H	Ball St.	73 63	132	N	LSU	69 52
								63	A	Michigan	65 63	209	H	Ill.-Chicago	62 51
								73	H	Indiana	63 53	297	A	North Florida	70 47
								81	A	Northwestern	85 71	309	H	Jacksonville St.	67 48
								96	H	Maine	56 33	336	H	Incarnate Word	95 27
LAST 12 Division I GAMES:															
				63	A	Michigan	65 63	73	H	Indiana	63 53				
				96	H	Maine	56 33	81	A	Northwestern	85 71				
				57	H	Ball St.	73 63	115	H	Illinois	69 65				
				336	H	Incarnate Word	95 27	3	N	Stanford	65 71				
				17	H	Dayton	61 58	28	N	Louisville	62 60				
				54	H	Boston College	56 58	132	N	LSU	69 52				

Non-Div I Games:

Purdue

■ Loss, 
 ■ Non-Conf, S Site, 
 ■ Home 
 ■ Away 
 N Neutral



Quinnipiac

Through Games Of Jan. 10, 2016

Average RPI Win:	223	WON-LOST	WINNING	LAST 10	STRENGTH OF	OPP. STRENGTH	TEAM	ADJ.	CONF.	ADJ CONF.
Average RPI Loss:	163	RECORD	PCT. RANK	GAMES	SCHEDULE	OF SCHEDULE	RPI	RPI	RPI	RPI
DIV. I ONLY	7- 7	159	4- 6	235	245	200	200	24	24	
DIV. I NON-CONF.	5- 4	139	4- 3	118	222	109	109	23	23	
TOTALS	RPI 1-25	RPI 26-50	W-L RECORDS	RPI 51-100	RPI 101-150	RPI 150+				
7- 7	0- 0	0- 0	OVERALL	1- 2	0- 2	6- 3				
5- 1	0- 0	0- 0	HOME	1- 0	0- 0	4- 1				
2- 5	0- 0	0- 0	AWAY	0- 0	0- 0	2- 1				
0- 1	0- 0	0- 0	NEUTRAL	0- 0	0- 1	0- 0				
5- 4	0- 0	0- 0	NON-CONFERENCE	1- 2	0- 2	4- 0				
3- 0	0- 0	0- 0	HOME	1- 0	0- 0	2- 0				
2- 3	0- 0	0- 0	AWAY	0- 2	0- 1	2- 0				
0- 1	0- 0	0- 0	NEUTRAL	0- 0	0- 1	0- 0				
2- 3	0- 0	0- 0	CONFERENCE	0- 0	0- 0	2- 3				
2- 1	0- 0	0- 0	HOME	0- 0	0- 0	2- 1				
0- 2	0- 0	0- 0	AWAY	0- 0	0- 0	0- 2				
0- 0	0- 0	0- 0	NEUTRAL	0- 0	0- 0	0- 0				

RPI 1-25			RPI 26-50			RPI 51-100			RPI 101+			Team's RPI: 200
RPI	S	Opponent	Score	RPI	S	Opponent	Score	RPI	S	Opponent	Score	
						56 A FGCU	70 71	101 N Georgetown		68 80		
						92 A Army West Point	57 67	117 A Drexel		49 62		
						98 H Temple	58 56	163 H Canisius		63 54		
								217 A Northeastern		71 60		
								228 H Manhattan		42 52		
								232 A Marist		47 56		
								234 H Hartford		71 69		
								273 H Holy Cross		74 61		
								284 H Rider		64 51		
								291 A Vermont		77 65		
								313 A Monmouth		60 63		
LAST 12 Division I GAMES:												
						56 A FGCU	70 71	163 H Canisius		63 54		
						117 A Drexel	49 62	284 H Rider		64 51		
						217 A Northeastern	71 60	313 A Monmouth		60 63		
						228 H Manhattan	42 52	101 N Georgetown		68 80		
						232 A Marist	47 56	98 H Temple		58 56		
						291 A Vermont	77 65	273 H Holy Cross		74 61		

Non-Div I Games:

Quinnipiac

Loss, Non-Conf, S Site, H Home A Away N Neutral

Average RPI Win:	242	WON-LOST	WINNING	LAST 10	STRENGTH OF	OPP. STRENGTH	TEAM	ADJ.	CONF.	ADJ CONF.
Average RPI Loss:	151	RECORD	PCT. RANK	GAMES	SCHEDULE	OF SCHEDULE	RPI	RPI	RPI	RPI
DIV. I ONLY	5- 7	213	4- 5	227	203	222	222	26	26	
DIV. I NON-CONF.	2- 5	253	1- 4	39	224	177	177	27	27	
TOTALS	RPI 1-25	RPI 26-50	W-L RECORDS	RPI 51-100	RPI 101-150	RPI 150+				
5- 7	0- 0	0- 0	OVERALL	0- 3	0- 2	5- 2				
4- 1	0- 0	0- 0	HOME	0- 0	0- 1	4- 0				
1- 6	0- 0	0- 0	AWAY	0- 3	0- 1	1- 2				
0- 0	0- 0	0- 0	NEUTRAL	0- 0	0- 0	0- 0				
2- 5	0- 0	0- 0	NON-CONFERENCE	0- 3	0- 1	2- 1				
2- 0	0- 0	0- 0	HOME	0- 0	0- 0	2- 0				
0- 5	0- 0	0- 0	AWAY	0- 3	0- 1	0- 1				
0- 0	0- 0	0- 0	NEUTRAL	0- 0	0- 0	0- 0				
3- 2	0- 0	0- 0	CONFERENCE	0- 0	0- 1	3- 1				
2- 1	0- 0	0- 0	HOME	0- 0	0- 1	2- 0				
1- 1	0- 0	0- 0	AWAY	0- 0	0- 0	1- 1				
0- 0	0- 0	0- 0	NEUTRAL	0- 0	0- 0	0- 0				

RPI 1-25				RPI 26-50				RPI 51-100				RPI 101+				Team's RPI: 222	
RPI	S	Opponent	Score	RPI	S	Opponent	Score	RPI	S	Opponent	Score	RPI	S	Opponent	Score		
								64	A	Virginia Tech	40	47	109	H	Liberty	43	49
								65	A	North Carolina St.	52	67	143	A	Xavier	56	63
								82	A	Youngstown St.	53	54	166	H	George Mason	66	63
													221	H	Davidson	79	68
													244	A	Presbyterian	64	53
													276	H	Winthrop	66	44
													294	A	Wofford	70	79
													302	A	High Point	66	71
													305	H	Coastal Caro.	61	45
LAST 12 Division I GAMES:																	
				305	H	Coastal Caro.	61	45					276	H	Winthrop	66	44
				64	A	Virginia Tech	40	47					244	A	Presbyterian	64	53
				294	A	Wofford	70	79					109	H	Liberty	43	49
				143	A	Xavier	56	63					82	A	Youngstown St.	53	54
				302	A	High Point	66	71					65	A	North Carolina St.	52	67
				221	H	Davidson	79	68					166	H	George Mason	66	63

Non-Div I Games: Concord 92 36 Lees-McRae 84 39

Radford

## Rhode Island

Through Games Of Jan. 10, 2016

Average RPI Win:	266	WON-LOST	WINNING	LAST 10	STRENGTH OF	OPP. STRENGTH	TEAM	ADJ.	CONF.	ADJ CONF.
Average RPI Loss:	98	RECORD	PCT. RANK	GAMES	SCHEDULE	OF SCHEDULE	RPI	RPI	RPI	RPI
DIV. I ONLY	7- 8	182	5- 5	167	252	182	182	9	9	
DIV. I NON-CONF.	6- 6	160	5- 4	253	281	220	220	8	8	
TOTALS	RPI 1-25	RPI 26-50	W-L RECORDS	RPI 51-100	RPI 101-150	RPI 150+				
7- 8	0- 0	0- 4	OVERALL	0- 0	0- 2	7- 2				
3- 4	0- 0	0- 3	HOME	0- 0	0- 0	3- 1				
4- 3	0- 0	0- 1	AWAY	0- 0	0- 1	4- 1				
0- 1	0- 0	0- 0	NEUTRAL	0- 0	0- 1	0- 0				
6- 6	0- 0	0- 2	NON-CONFERENCE	0- 0	0- 2	6- 2				
3- 3	0- 0	0- 2	HOME	0- 0	0- 0	3- 1				
3- 2	0- 0	0- 0	AWAY	0- 0	0- 1	3- 1				
0- 1	0- 0	0- 0	NEUTRAL	0- 0	0- 1	0- 0				
1- 2	0- 0	0- 2	CONFERENCE	0- 0	0- 0	1- 0				
0- 1	0- 0	0- 1	HOME	0- 0	0- 0	0- 0				
1- 1	0- 0	0- 1	AWAY	0- 0	0- 0	1- 0				
0- 0	0- 0	0- 0	NEUTRAL	0- 0	0- 0	0- 0				

RPI 1-25			RPI 26-50			RPI 51-100			RPI 101+			Team's RPI: 182
RPI	S	Opponent	Score	RPI	S	Opponent	Score	RPI	S	Opponent	Score	
				26	A	George Washington	52 68					
				34	H	St. Bonaventure	56 69			133	A	Marshall 62 72
				35	H	Syracuse	54 57			141	N	Hampton 54 59
				50	H	Albany (NY)	58 67			168	H	Harvard 56 52
										172	H	Columbia 57 56
										173	A	Brown 63 67
										193	H	Providence 55 64
										224	A	Richmond 57 50
										307	H	UMass Lowell 72 64
										317	A	FIU 68 50
										322	A	Dartmouth 57 41
										349	A	Boston U. 57 41
LAST 12 Division I GAMES:												
				141	N	Hampton	54 59			224	A	Richmond 57 50
				317	A	FIU	68 50			26	A	George Washington 52 68
				193	H	Providence	55 64			34	H	St. Bonaventure 56 69
				172	H	Columbia	57 56			173	A	Brown 63 67
				349	A	Boston U.	57 41			307	H	UMass Lowell 72 64
				322	A	Dartmouth	57 41			50	H	Albany (NY) 58 67

Non-Div I Games:

Rhode Island

■ Loss, 
■ Non-Conf, 
■ S Site, 
■ H Home 
■ A Away 
N Neutral

Average RPI Win: <b>222</b>	WON-LOST	WINNING	LAST 10	STRENGTH OF	OPP. STRENGTH	TEAM	ADJ.	CONF.	ADJ CONF.
Average RPI Loss: <b>137</b>	RECORD	PCT. RANK	GAMES	SCHEDULE	OF SCHEDULE	RPI	RPI	RPI	RPI
DIV. I ONLY	3- 11	295	3- 7	108	160	249	249	11	11
DIV. I NON-CONF.	1- 10	330	1- 8	133	172	276	276	11	11
<hr/>									
TOTALS	RPI 1-25	RPI 26-50	W-L RECORDS	RPI 51-100	RPI 101-150	RPI 150+			
3- 11	0- 3	0- 1	OVERALL	0- 0	0- 2	3- 5			
2- 6	0- 1	0- 1	HOME	0- 0	0- 1	2- 3			
1- 5	0- 2	0- 0	AWAY	0- 0	0- 1	1- 2			
0- 0	0- 0	0- 0	NEUTRAL	0- 0	0- 0	0- 0			
1- 10	0- 3	0- 0	NON-CONFERENCE	0- 0	0- 2	1- 5			
0- 5	0- 1	0- 0	HOME	0- 0	0- 1	0- 3			
1- 5	0- 2	0- 0	AWAY	0- 0	0- 1	1- 2			
0- 0	0- 0	0- 0	NEUTRAL	0- 0	0- 0	0- 0			
2- 1	0- 0	0- 1	CONFERENCE	0- 0	0- 0	2- 0			
2- 1	0- 0	0- 1	HOME	0- 0	0- 0	2- 0			
0- 0	0- 0	0- 0	AWAY	0- 0	0- 0	0- 0			
0- 0	0- 0	0- 0	NEUTRAL	0- 0	0- 0	0- 0			

RPI 1-25				RPI 26-50				RPI 51-100				RPI 101+ Team's RPI: 249			
RPI	S	Opponent	Score	RPI	S	Opponent	Score	RPI	S	Opponent	Score	RPI	S	Opponent	Score
4	H	Texas	47 <b>70</b>	31	H	UTEP	54 <b>60</b>					122	A	McNeese St.	53 <b>61</b>
7	A	Baylor	38 <b>89</b>									130	H	Loyola Chicago	50 <b>57</b>
8	A	Kentucky	39 <b>72</b>									168	H	Harvard	61 <b>67</b>
												196	H	North Texas	100 97
												207	H	Houston	59 <b>62</b>
												214	A	Sam Houston St.	58 46
												240	A	Stephen F. Austin	45 <b>59</b>
												256	H	UTSA	49 48
												269	H	Texas Southern	66 <b>69</b>
												326	A	A&M-Corpus Christi	55 <b>60</b>
<hr/>															
LAST 12 Division I GAMES:															
130	H	Loyola Chicago	50 <b>57</b>	196	H	North Texas	100 97								
269	H	Texas Southern	66 <b>69</b>	256	H	UTSA	49 48								
240	A	Stephen F. Austin	45 <b>59</b>	31	H	UTEP	54 <b>60</b>								
214	A	Sam Houston St.	58 46	168	H	Harvard	61 <b>67</b>								
207	H	Houston	59 <b>62</b>	122	A	McNeese St.	53 <b>61</b>								
7	A	Baylor	38 <b>89</b>	4	H	Texas	47 <b>70</b>								

Non-Div I Games:

Rice

Average RPI Win:	234	WON-LOST	WINNING	LAST 10	STRENGTH OF	OPP. STRENGTH	TEAM	ADJ.	CONF.	ADJ CONF.
Average RPI Loss:	134	RECORD	PCT. RANK	GAMES	SCHEDULE	OF SCHEDULE	RPI	RPI	RPI	RPI
DIV. I ONLY	8- 8	159	3- 7	275	113	224	224	9	9	
DIV. I NON-CONF.	7- 6	156	3- 6	263	153	204	204	8	8	
TOTALS	RPI 1-25	RPI 26-50	W-L RECORDS	RPI 51-100	RPI 101-150	RPI 150+				
8- 8	0- 1	0- 0	OVERALL	0- 3	0- 0	8- 4				
4- 4	0- 1	0- 0	HOME	0- 1	0- 0	4- 2				
2- 3	0- 0	0- 0	AWAY	0- 1	0- 0	2- 2				
2- 1	0- 0	0- 0	NEUTRAL	0- 1	0- 0	2- 0				
7- 6	0- 0	0- 0	NON-CONFERENCE	0- 3	0- 0	7- 3				
4- 2	0- 0	0- 0	HOME	0- 1	0- 0	4- 1				
1- 3	0- 0	0- 0	AWAY	0- 1	0- 0	1- 2				
2- 1	0- 0	0- 0	NEUTRAL	0- 1	0- 0	2- 0				
1- 2	0- 1	0- 0	CONFERENCE	0- 0	0- 0	1- 1				
0- 2	0- 1	0- 0	HOME	0- 0	0- 0	0- 1				
1- 0	0- 0	0- 0	AWAY	0- 0	0- 0	1- 0				
0- 0	0- 0	0- 0	NEUTRAL	0- 0	0- 0	0- 0				

RPI	S	Opponent	Score	RPI	S	Opponent	Score	RPI	S	Opponent	Score	RPI	S	Opponent	Score	Team's RPI: 224
17	H	Dayton	48 60					68	A	Virginia	51 71	157	H	William & Mary	56 50	
								80	H	James Madison	47 73	170	H	Eastern Ky.	81 62	
								97	N	Marquette	80 98	179	A	Wake Forest	33 43	
												182	H	Rhode Island	50 57	
												189	H	Old Dominion	62 57	
												193	A	Providence	57 50	
												211	H	Furman	62 69	
												236	A	Appalachian St.	59 73	
												238	H	UNCW	63 53	
												290	A	La Salle	60 43	
												298	N	Wichita St.	63 50	
												338	N	Lafayette	54 46	
LAST 12 Division I GAMES:																
68	A	Virginia	51 71	182	H	Rhode Island	50 57									
338	N	Lafayette	54 46	17	H	Dayton	48 60									
179	A	Wake Forest	33 43	290	A	La Salle	60 43									
236	A	Appalachian St.	59 73	211	H	Furman	62 69									
80	H	James Madison	47 73	97	N	Marquette	80 98									
193	A	Providence	57 50	298	N	Wichita St.	63 50									

Non-Div I Games:

Richmond

■ Loss, 
 ■ Non-Conf, 
 ■ S Site, 
 ■ H Home 
 ■ A Away 
 N Neutral

Average RPI Win: <b>285</b>	WON-LOST	WINNING	LAST 10	STRENGTH OF	OPP. STRENGTH	TEAM	ADJ.	CONF.	ADJ CONF.
Average RPI Loss: <b>161</b>	RECORD	PCT. RANK	GAMES	SCHEDULE	OF SCHEDULE	RPI	RPI	RPI	RPI
DIV. I ONLY	3- 12	306	1- 9	189	314	284	284	24	24
DIV. I NON-CONF.	3- 6	234	1- 5	110	330	219	219	23	23
TOTALS	RPI 1-25	RPI 26-50	W-L RECORDS	RPI 51-100	RPI 101-150	RPI 150+			
3- 12	0- 0	0- 0	OVERALL	0- 2	0- 2	3- 8			
2- 3	0- 0	0- 0	HOME	0- 1	0- 0	2- 2			
1- 7	0- 0	0- 0	AWAY	0- 1	0- 1	1- 5			
0- 2	0- 0	0- 0	NEUTRAL	0- 0	0- 1	0- 1			
3- 6	0- 0	0- 0	NON-CONFERENCE	0- 2	0- 1	3- 3			
2- 1	0- 0	0- 0	HOME	0- 1	0- 0	2- 0			
1- 3	0- 0	0- 0	AWAY	0- 1	0- 0	1- 2			
0- 2	0- 0	0- 0	NEUTRAL	0- 0	0- 1	0- 1			
0- 6	0- 0	0- 0	CONFERENCE	0- 0	0- 1	0- 5			
0- 2	0- 0	0- 0	HOME	0- 0	0- 0	0- 2			
0- 4	0- 0	0- 0	AWAY	0- 0	0- 1	0- 3			
0- 0	0- 0	0- 0	NEUTRAL	0- 0	0- 0	0- 0			

RPI 1-25				RPI 26-50				RPI 51-100				RPI 101+				Team's RPI: 284	
RPI	S	Opponent	Score	RPI	S	Opponent	Score	RPI	S	Opponent	Score	RPI	S	Opponent	Score		
								61	H	Princeton	59	78	108	A	Iona	46	59
								92	A	Army West Point	42	57					
													111	N	Central Mich.	58	76
													154	A	Pittsburgh	44	75
													163	H	Canisius	64	73
													177	A	UMBC	53	58
													177	N	UMBC	58	67
													200	A	Quinnipiac	51	64
													205	A	Siena	45	66
													232	A	Marist	54	66
													235	H	Lehigh	61	60
													254	H	Niagara	57	67
													280	H	Towson	78	72
													341	A	St. Francis Brooklyn	71	59
LAST 12 Division I GAMES:																	
				232	A	Marist	54	66		254	H	Niagara	57	67			
				177	N	UMBC	58	67		205	A	Siena	45	66			
				111	N	Central Mich.	58	76		200	A	Quinnipiac	51	64			
				154	A	Pittsburgh	44	75		108	A	Iona	46	59			
				235	H	Lehigh	61	60		92	A	Army West Point	42	57			
				163	H	Canisius	64	73		61	H	Princeton	59	78			

Non-Div I Games:

Rider

■ Loss, 
 ■ Non-Conf, 
 ■ S Site, 
 ■ H Home 
 ■ A Away 
 N Neutral

Average RPI Win:	<b>292</b>	WON-LOST	WINNING	LAST 10	STRENGTH OF	OPP. STRENGTH	TEAM	ADJ.	CONF.	ADJ CONF.
Average RPI Loss:	<b>77</b>	RECORD	PCT. RANK	GAMES	SCHEDULE	OF SCHEDULE	RPI	RPI	RPI	RPI
DIV. I ONLY	<b>8- 5</b>	<b>115</b>	<b>6- 4</b>	<b>241</b>	<b>251</b>	<b>144</b>	<b>144</b>	<b>31</b>	<b>31</b>	
DIV. I NON-CONF.	<b>5- 5</b>	<b>160</b>	<b>5- 4</b>	<b>144</b>	<b>181</b>	<b>127</b>	<b>127</b>	<b>32</b>	<b>32</b>	
TOTALS	RPI 1-25	RPI 26-50	W-L RECORDS	RPI 51-100	RPI 101-150	RPI 150+				
8- 5	0- 2	0- 0	OVERALL	0- 2	0- 0	8- 1				
4- 1	0- 0	0- 0	HOME	0- 0	0- 0	4- 1				
4- 4	0- 0	0- 0	AWAY	0- 0	0- 0	4- 0				
0- 0	0- 0	0- 0	NEUTRAL	0- 0	0- 0	0- 0				
5- 5	0- 2	0- 0	NON-CONFERENCE	0- 2	0- 0	5- 1				
2- 1	0- 0	0- 0	HOME	0- 0	0- 0	2- 1				
3- 4	0- 2	0- 0	AWAY	0- 2	0- 0	3- 0				
0- 0	0- 0	0- 0	NEUTRAL	0- 0	0- 0	0- 0				
3- 0	0- 0	0- 0	CONFERENCE	0- 0	0- 0	3- 0				
2- 0	0- 0	0- 0	HOME	0- 0	0- 0	2- 0				
1- 0	0- 0	0- 0	AWAY	0- 0	0- 0	1- 0				
0- 0	0- 0	0- 0	NEUTRAL	0- 0	0- 0	0- 0				

RPI 1-25				RPI 26-50				RPI 51-100				RPI 101+ Team's RPI: 144			
RPI	S	Opponent	Score	RPI	S	Opponent	Score	RPI	S	Opponent	Score	RPI	S	Opponent	Score
22	A	Iowa	50 <b>69</b>					82	A	Youngstown St.	46 <b>55</b>	171	H	Northern Ky.	70 <b>72</b>
24	A	Florida	52 <b>79</b>					84	A	Charlotte	73 <b>94</b>	216	H	Delaware	53 50
												259	H	Morgan St.	76 44
												286	H	Sacred Heart	78 63
												290	A	La Salle	76 45
												310	A	Ga. Southern	64 49
												313	A	Monmouth	60 47
												320	H	Wagner	64 44
												341	A	St. Francis Brooklyn	62 53
LAST 12 Division I GAMES:															
216	H	Delaware	53 50	341	A	St. Francis Brooklyn	62 53								
310	A	Ga. Southern	64 49	320	H	Wagner	64 44								
24	A	Florida	52 <b>79</b>	286	H	Sacred Heart	78 63								
22	A	Iowa	50 <b>69</b>	82	A	Youngstown St.	46 <b>55</b>								
259	H	Morgan St.	76 44	290	A	La Salle	76 45								
171	H	Northern Ky.	70 <b>72</b>	313	A	Monmouth	60 47								

Non-Div I Games: West Va. Wesleyan 124 59

Robert Morris

■ Loss, 
■ Non-Conf, 
■ S Site, 
■ H Home 
■ A Away 
N Neutral

Average RPI Win: 112		WON-LOST	WINNING	LAST 10	STRENGTH OF	OPP. STRENGTH	TEAM	ADJ.	CONF.	ADJ CONF.
Average RPI Loss: 23		RECORD	PCT. RANK	GAMES	SCHEDULE	OF SCHEDULE	RPI	RPI	RPI	RPI
DIV. I ONLY		11- 5	86	7- 3	11	6	16	16	4	4
DIV. I NON-CONF.		9- 3	69	7- 1	17	8	13	13	4	4
TOTALS		RPI 1-25	RPI 26-50		W-L RECORDS		RPI 51-100	RPI 101-150		RPI 150+
11- 5	1- 4	0- 1		OVERALL		4- 0	4- 0		2- 0	
7- 1	0- 0	0- 1		HOME		1- 0	4- 0		2- 0	
1- 4	0- 4	0- 0		AWAY		1- 0	0- 0		0- 0	
3- 0	1- 0	0- 0		NEUTRAL		2- 0	0- 0		0- 0	
9- 3	1- 2	0- 1		NON-CONFERENCE		4- 0	2- 0		2- 0	
5- 1	0- 0	0- 1		HOME		1- 0	2- 0		2- 0	
1- 2	0- 2	0- 0		AWAY		1- 0	0- 0		0- 0	
3- 0	1- 0	0- 0		NEUTRAL		2- 0	0- 0		0- 0	
2- 2	0- 2	0- 0		CONFERENCE		0- 0	2- 0		0- 0	
2- 0	0- 0	0- 0		HOME		0- 0	2- 0		0- 0	
0- 2	0- 2	0- 0		AWAY		0- 0	0- 0		0- 0	
0- 0	0- 0	0- 0		NEUTRAL		0- 0	0- 0		0- 0	

RPI	S	Opponent	Score	RPI	S	Opponent	Score	RPI	S	Opponent	Score	RPI	S	Opponent	Score
5	A	Ohio St.	78 90	48	H	St. John's (NY)	62 69	51	A	Saint Joseph's	78 65	108	H	Iona	58 33
11	N	Green Bay	54 43					60	N	Tulane	75 51	124	H	Wisconsin	61 41
18	A	Florida St.	43 65					68	N	Virginia	60 48	127	H	Minnesota	66 55
20	A	Seton Hall	49 77					98	H	Temple	61 51	132	H	LSU	69 57
22	A	Iowa	65 69									178	H	Arkansas	60 40
												274	H	Savannah St.	65 26
LAST 12 Division I GAMES:															
127	H	Minnesota	66 55	5	A	Ohio St.	78 90	124	H	Wisconsin	61 41	22	A	Iowa	65 69
132	H	LSU	69 57					11	N	Green Bay	54 43	68	N	Virginia	60 48
274	H	Savannah St.	65 26					60	N	Tulane	75 51				
108	H	Iona	58 33												
178	H	Arkansas	60 40												
18	A	Florida St.	43 65												

Non-Div I Games:

Rutgers



S  
I  
U  
E

SIUE				Through Games Of Jan. 10, 2016						
Average RPI Win:	245	WON-LOST	WINNING	LAST 10	STRENGTH OF	OPP. STRENGTH	TEAM	ADJ.	CONF.	ADJ CONF.
Average RPI Loss:	149	RECORD	PCT. RANK	GAMES	SCHEDULE	OF SCHEDULE	RPI	RPI	RPI	RPI
DIV. I ONLY	8- 9	181	5- 5	184	306	167	167	23	23	
DIV. I NON-CONF.	5- 8	209	4- 4	141	304	184	184	22	22	
-----										
TOTALS	RPI 1-25	RPI 26-50	W-L RECORDS	RPI 51-100	RPI 101-150	RPI 150+				
8- 9	0- 0	0- 2	OVERALL	1- 0	1- 2	6- 5				
4- 1	0- 0	0- 0	HOME	1- 0	1- 0	2- 1				
4- 7	0- 0	0- 2	AWAY	0- 0	0- 2	4- 3				
0- 1	0- 0	0- 0	NEUTRAL	0- 0	0- 0	0- 1				
5- 8	0- 0	0- 2	NON-CONFERENCE	1- 0	0- 2	4- 4				
3- 1	0- 0	0- 0	HOME	1- 0	0- 0	2- 1				
2- 6	0- 0	0- 2	AWAY	0- 0	0- 2	2- 2				
0- 1	0- 0	0- 0	NEUTRAL	0- 0	0- 0	0- 1				
3- 1	0- 0	0- 0	CONFERENCE	0- 0	1- 0	2- 1				
1- 0	0- 0	0- 0	HOME	0- 0	1- 0	0- 0				
2- 1	0- 0	0- 0	AWAY	0- 0	0- 0	2- 1				
0- 0	0- 0	0- 0	NEUTRAL	0- 0	0- 0	0- 0				

S  
I  
U  
E

RPI 1-25			RPI 26-50			RPI 51-100			RPI 101+			Team's RPI: 167
RPI	S	Opponent	Score	RPI	S	Opponent	Score	RPI	S	Opponent	Score	
				39	A	Missouri	46 75	100	H	Saint Louis	71 64	
				40	A	Oklahoma St.	61 86					
LAST 12 Division I GAMES:												
309	A	Jacksonville St.	62 57	197	A	Tennessee St.	61 73	111	A	Central Mich.	65 78	
111	A	Central Mich.	65 78	129	H	Belmont	73 60	113	A	Southern Ill.	57 71	
194	A	Valparaiso	56 69	285	A	Tennessee Tech	83 68	129	H	Belmont	73 60	
266	H	Omaha	90 86	113	A	Southern Ill.	57 71	160	H	IUPUI	67 85	
160	H	IUPUI	67 85	337	A	Illinois St.	65 57	194	A	Valparaiso	56 69	
100	H	Saint Louis	71 64	300	A	UMKC	63 58	197	A	Tennessee St.	61 73	
								230	H	Northern Ill.	93 67	
								240	N	Stephen F. Austin	74 82	
								251	A	Western Ill.	74 78	
								266	H	Omaha	90 86	
								285	A	Tennessee Tech	83 68	
								300	A	UMKC	63 58	
								309	A	Jacksonville St.	62 57	
								337	A	Illinois St.	65 57	

Non-Div I Games:

SIUE

Average RPI Win:	174	WON-LOST	WINNING	LAST 10	STRENGTH OF	OPP. STRENGTH	TEAM	ADJ.	CONF.	ADJ CONF.
Average RPI Loss:	93	RECORD	PCT. RANK	GAMES	SCHEDULE	OF SCHEDULE	RPI	RPI	RPI	RPI
DIV. I ONLY	7- 8	182	4- 6	82	40	135	135	7	7	
DIV. I NON-CONF.	5- 6	180	4- 4	61	42	147	147	7	7	
TOTALS	RPI 1-25	RPI 26-50	W-L RECORDS	RPI 51-100	RPI 101-150	RPI 150+				
7- 8	0- 1	0- 3	OVERALL	2- 1	1- 0	4- 3				
4- 3	0- 1	0- 0	HOME	1- 1	1- 0	2- 1				
1- 4	0- 0	0- 2	AWAY	0- 0	0- 0	1- 2				
2- 1	0- 0	0- 1	NEUTRAL	1- 0	0- 0	1- 0				
5- 6	0- 1	0- 2	NON-CONFERENCE	1- 1	1- 0	3- 2				
3- 3	0- 1	0- 0	HOME	0- 1	1- 0	2- 1				
0- 2	0- 0	0- 1	AWAY	0- 0	0- 0	0- 1				
2- 1	0- 0	0- 1	NEUTRAL	1- 0	0- 0	1- 0				
2- 2	0- 0	0- 1	CONFERENCE	1- 0	0- 0	1- 1				
1- 0	0- 0	0- 0	HOME	1- 0	0- 0	0- 0				
1- 2	0- 0	0- 1	AWAY	0- 0	0- 0	1- 1				
0- 0	0- 0	0- 0	NEUTRAL	0- 0	0- 0	0- 0				

RPI	S	Opponent	Score	RPI	S	Opponent	Score	RPI	S	Opponent	Score	RPI	S	Opponent	Score	Team's RPI: 135
12	H	Arizona St.	57 64	32	A	Texas A&M	55 67	72	N	Arizona	58 46	118	H	Northwestern St.	74 36	
				33	N	Mississippi St.	70 72	93	H	TCU	79 89	165	H	New Mexico	58 63	
				37	A	South Fla.	56 83	98	H	Temple	69 67	175	A	Tulsa	54 56	
												181	H	Kansas	73 64	
												196	A	North Texas	57 60	
												207	A	Houston	50 48	
												231	N	Gardner-Webb	69 61	
												314	H	Cal St. Fullerton	74 53	
LAST 12 Division I GAMES:																
175	A	Tulsa	54 56	207	A	Houston	50 48									
33	N	Mississippi St.	70 72	37	A	South Fla.	56 83									
231	N	Gardner-Webb	69 61	98	H	Temple	69 67									
72	N	Arizona	58 46	196	A	North Texas	57 60									
32	A	Texas A&M	55 67	181	H	Kansas	73 64									
165	H	New Mexico	58 63	314	H	Cal St. Fullerton	74 53									

Non-Div I Games:

SMU

■ Loss, 
 ■ Non-Conf, 
 ■ S Site, 
 ■ H Home 
 ■ A Away 
 N Neutral

Average RPI Win:	248	WON-LOST	WINNING	LAST 10	STRENGTH OF	OPP. STRENGTH	TEAM	ADJ.	CONF.	ADJ CONF.
Average RPI Loss:	115	RECORD	PCT. RANK	GAMES	SCHEDULE	OF SCHEDULE	RPI	RPI	RPI	RPI
DIV. I ONLY	5- 9	241	4- 6	116	224	208	208	18	18	
DIV. I NON-CONF.	3- 8	258	2- 7	109	144	201	201	19	19	
TOTALS	RPI 1-25	RPI 26-50	W-L RECORDS	RPI 51-100	RPI 101-150	RPI 150+				
5- 9	0- 1	0- 0	OVERALL	0- 2	0- 3	5- 3				
3- 4	0- 1	0- 0	HOME	0- 0	0- 2	3- 1				
2- 4	0- 0	0- 0	AWAY	0- 1	0- 1	2- 2				
0- 1	0- 0	0- 0	NEUTRAL	0- 1	0- 0	0- 0				
3- 8	0- 1	0- 0	NON-CONFERENCE	0- 2	0- 3	3- 2				
1- 3	0- 1	0- 0	HOME	0- 0	0- 2	1- 0				
2- 4	0- 0	0- 0	AWAY	0- 1	0- 1	2- 2				
0- 1	0- 0	0- 0	NEUTRAL	0- 1	0- 0	0- 0				
2- 1	0- 0	0- 0	CONFERENCE	0- 0	0- 0	2- 1				
2- 1	0- 0	0- 0	HOME	0- 0	0- 0	2- 1				
0- 0	0- 0	0- 0	AWAY	0- 0	0- 0	0- 0				
0- 0	0- 0	0- 0	NEUTRAL	0- 0	0- 0	0- 0				

RPI 1-25				RPI 26-50				RPI 51-100				RPI 101+				Team's RPI: 208	
RPI	S	Opponent	Score	RPI	S	Opponent	Score	RPI	S	Opponent	Score	RPI	S	Opponent	Score		
13	H	UCLA	76 109					67	A	California	99 117	103	H	Hawaii	72 74		
								76	N	Villanova	54 78	110	A	New Mexico St.	77 80		
												140	H	San Francisco	94 95		
												161	A	Cal Poly	72 97		
												165	A	New Mexico	71 84		
												187	A	UC Davis	92 77		
												195	H	Montana	83 75		
												198	H	Montana St.	79 80		
												212	A	Utah St.	95 86		
												319	H	UC Irvine	126 78		
												328	H	Portland St.	132 91		
LAST 12 Division I GAMES:																	
161	A	Cal Poly	72 97	195	H	Montana	83 75										
319	H	UC Irvine	126 78	198	H	Montana St.	79 80										
103	H	Hawaii	72 74	328	H	Portland St.	132 91										
13	H	UCLA	76 109	76	N	Villanova	54 78										
187	A	UC Davis	92 77	140	H	San Francisco	94 95										
67	A	California	99 117	165	A	New Mexico	71 84										

Non-Div I Games:

Sacramento St.

■ Loss, 
 ■ Non-Conf, 
 ■ S Site, 
 ■ H Home 
 ■ A Away 
 N Neutral

## Sacred Heart

Through Games Of Jan. 10, 2016

Average RPI Win:	285	WON-LOST	WINNING	LAST 10	STRENGTH OF	OPP. STRENGTH	TEAM	ADJ.	CONF.	ADJ CONF.
Average RPI Loss:	173	RECORD	PCT. RANK	GAMES	SCHEDULE	OF SCHEDULE	RPI	RPI	RPI	RPI
DIV. I ONLY	4- 10	267	3- 7	268	290	286	286	31	31	
DIV. I NON-CONF.	2- 9	296	2- 7	238	297	318	318	32	32	
TOTALS	RPI 1-25	RPI 26-50	W-L RECORDS	RPI 51-100	RPI 101-150	RPI 150+				
4- 10	0- 0	0- 1	OVERALL	0- 2	0- 1	4- 6				
2- 3	0- 0	0- 0	HOME	0- 1	0- 0	2- 2				
1- 6	0- 0	0- 1	AWAY	0- 1	0- 1	1- 3				
1- 1	0- 0	0- 0	NEUTRAL	0- 0	0- 0	1- 1				
2- 9	0- 0	0- 1	NON-CONFERENCE	0- 2	0- 0	2- 6				
1- 3	0- 0	0- 0	HOME	0- 1	0- 0	1- 2				
0- 5	0- 0	0- 1	AWAY	0- 1	0- 0	0- 3				
1- 1	0- 0	0- 0	NEUTRAL	0- 0	0- 0	1- 1				
2- 1	0- 0	0- 0	CONFERENCE	0- 0	0- 1	2- 0				
1- 0	0- 0	0- 0	HOME	0- 0	0- 0	1- 0				
1- 1	0- 0	0- 0	AWAY	0- 0	0- 1	1- 0				
0- 0	0- 0	0- 0	NEUTRAL	0- 0	0- 0	0- 0				

RPI 1-25				RPI 26-50				RPI 51-100				RPI 101+ Team's RPI: 286			
RPI	S	Opponent	Score	RPI	S	Opponent	Score	RPI	S	Opponent	Score	RPI	S	Opponent	Score
				48	A	St. John's (NY)	54 67	83	H	Buffalo	53 66	144	A	Robert Morris	63 78
								98	A	Temple	62 92	159	N	La.-Lafayette	58 60
												162	A	Penn St.	46 83
												234	H	Hartford	67 68
												250	H	New Hampshire	69 81
												257	H	Binghamton	69 60
												263	A	Fairfield	50 61
												270	A	Saint Francis (PA)	81 77
												291	A	Vermont	51 53
												305	N	Coastal Caro.	71 62
												308	H	Fairleigh Dickinson	72 61
LAST 12 Division I GAMES:															
				83	H	Buffalo	53 66	308	H	Fairleigh Dickinson	72 61				
				162	A	Penn St.	46 83	270	A	Saint Francis (PA)	81 77				
				257	H	Binghamton	69 60	144	A	Robert Morris	63 78				
				98	A	Temple	62 92	159	N	La.-Lafayette	58 60				
				291	A	Vermont	51 53	305	N	Coastal Caro.	71 62				
				48	A	St. John's (NY)	54 67	263	A	Fairfield	50 61				

Non-Div I Games:

Sacred Heart

■ Loss, 
■ Non-Conf, 
■ S Site, 
■ H Home 
■ A Away 
N Neutral

## Saint Francis (PA)

Through Games Of Jan. 10, 2016

Average RPI Win:	312	WON-LOST	WINNING	LAST 10	STRENGTH OF	OPP. STRENGTH	TEAM	ADJ.	CONF.	ADJ CONF.
Average RPI Loss:	153	RECORD	PCT. RANK	GAMES	SCHEDULE	OF SCHEDULE	RPI	RPI	RPI	RPI
DIV. I ONLY	3- 10	291	2- 7	211	272	270	270	31	31	
DIV. I NON-CONF.	1- 9	325	1- 7	90	232	281	281	32	32	
TOTALS	RPI 1-25	RPI 26-50	W-L RECORDS	RPI 51-100	RPI 101-150	RPI 150+				
3- 10	0- 1	0- 1	OVERALL	0- 0	0- 1	3- 7				
2- 2	0- 0	0- 0	HOME	0- 0	0- 0	2- 2				
1- 7	0- 1	0- 1	AWAY	0- 0	0- 1	1- 4				
0- 1	0- 0	0- 0	NEUTRAL	0- 0	0- 0	0- 1				
1- 9	0- 1	0- 1	NON-CONFERENCE	0- 0	0- 1	1- 6				
1- 1	0- 0	0- 0	HOME	0- 0	0- 0	1- 1				
0- 7	0- 1	0- 1	AWAY	0- 0	0- 1	0- 4				
0- 1	0- 0	0- 0	NEUTRAL	0- 0	0- 0	0- 1				
2- 1	0- 0	0- 0	CONFERENCE	0- 0	0- 0	2- 1				
1- 1	0- 0	0- 0	HOME	0- 0	0- 0	1- 1				
1- 0	0- 0	0- 0	AWAY	0- 0	0- 0	1- 0				
0- 0	0- 0	0- 0	NEUTRAL	0- 0	0- 0	0- 0				

RPI 1-25				RPI 26-50				RPI 51-100				RPI 101+ Team's RPI: 270			
RPI	S	Opponent	Score	RPI	S	Opponent	Score	RPI	S	Opponent	Score	RPI	S	Opponent	Score
24	A	Florida	65 122	47	A	Ohio	65 91					133	A	Marshall	73 81
												154	H	Pittsburgh	59 74
												163	A	Canisius	52 77
												170	N	Eastern Ky.	82 88
												172	A	Columbia	78 82
												176	A	Cincinnati	86 93
												206	A	Cornell	69 75
												286	H	Sacred Heart	77 81
												305	H	Coastal Caro.	106 74
												311	A	LIU Brooklyn	84 75
												320	H	Wagner	93 78
LAST 12 Division I GAMES:															
170	N	Eastern Ky.	82 88	311	A	LIU Brooklyn	84 75								
24	A	Florida	65 122	286	H	Sacred Heart	77 81								
133	A	Marshall	73 81	320	H	Wagner	93 78								
47	A	Ohio	65 91	163	A	Canisius	52 77								
172	A	Columbia	78 82	305	H	Coastal Caro.	106 74								
206	A	Cornell	69 75	154	H	Pittsburgh	59 74								

Non-Div I Games: Pitt.-Johnstown 82 78

Saint Francis (PA)

■ Loss, 
 ■ Non-Conf, 
 ■ S Site, 
 ■ Home 
 ■ A Away 
 N Neutral

## Saint Joseph's

Through Games Of Jan. 10, 2016

Average RPI Win:	137	WON-LOST	WINNING	LAST 10	STRENGTH OF	OPP. STRENGTH	TEAM	ADJ.	CONF.	ADJ CONF.
Average RPI Loss:	46	RECORD	PCT. RANK	GAMES	SCHEDULE	OF SCHEDULE	RPI	RPI	RPI	RPI
DIV. I ONLY	8- 7	151	6- 4	4	78	51	51	9	9	
DIV. I NON-CONF.	6- 6	160	6- 3	5	70	62	62	8	8	
TOTALS	RPI 1-25	RPI 26-50	W-L RECORDS	RPI 51-100	RPI 101-150	RPI 150+				
8- 7	0- 3	0- 1	OVERALL	3- 2	2- 1	3- 0				
4- 5	0- 3	0- 1	HOME	1- 0	2- 1	1- 0				
4- 2	0- 0	0- 0	AWAY	2- 2	0- 0	2- 0				
0- 0	0- 0	0- 0	NEUTRAL	0- 0	0- 0	0- 0				
6- 6	0- 3	0- 0	NON-CONFERENCE	2- 2	2- 1	2- 0				
4- 4	0- 3	0- 0	HOME	1- 0	2- 1	1- 0				
2- 2	0- 0	0- 0	AWAY	1- 2	0- 0	1- 0				
0- 0	0- 0	0- 0	NEUTRAL	0- 0	0- 0	0- 0				
2- 1	0- 0	0- 1	CONFERENCE	1- 0	0- 0	1- 0				
0- 1	0- 0	0- 1	HOME	0- 0	0- 0	0- 0				
2- 0	0- 0	0- 0	AWAY	1- 0	0- 0	1- 0				
0- 0	0- 0	0- 0	NEUTRAL	0- 0	0- 0	0- 0				

RPI 1-25				RPI 26-50				RPI 51-100 Team's RPI: 51				RPI 101+			
RPI	S	Opponent	Score	RPI	S	Opponent	Score	RPI	S	Opponent	Score	RPI	S	Opponent	Score
1	H	Notre Dame	55 91	26	H	George Washington	45 70	53	H	Penn	50 46	108	H	Iona	75 81
16	H	Rutgers	65 78					74	A	Hofstra	62 75	111	H	Central Mich.	76 66
20	H	Seton Hall	54 66					76	A	Villanova	49 55	117	H	Drexel	53 46
								90	A	VCU	66 63	177	H	UMBC	104 45
								98	A	Temple	70 67	218	A	Massachusetts	62 58
												235	A	Lehigh	63 62
LAST 12 Division I GAMES:															
111	H	Central Mich.	76 66	90	A	VCU	66 63	218	A	Massachusetts	62 58				
177	H	UMBC	104 45	26	H	George Washington	45 70	74	A	Hofstra	62 75				
1	H	Notre Dame	55 91					235	A	Lehigh	63 62				
108	H	Iona	75 81					98	A	Temple	70 67				
117	H	Drexel	53 46												
53	H	Penn	50 46												

Non-Div I Games:

Saint Joseph's

■ Loss, 
 ■ Non-Conf, S Site, 
 ■ Home 
 ■ Away 
 N Neutral

Average RPI Win:	227	WON-LOST	WINNING	LAST 10	STRENGTH OF	OPP. STRENGTH	TEAM	ADJ.	CONF.	ADJ CONF.
Average RPI Loss:	113	RECORD	PCT. RANK	GAMES	SCHEDULE	OF SCHEDULE	RPI	RPI	RPI	RPI
DIV. I ONLY	11- 4	67	6- 4	234	234	100	100	9	9	
DIV. I NON-CONF.	9- 3	69	5- 3	270	250	107	107	8	8	
TOTALS	RPI 1-25	RPI 26-50	W-L RECORDS	RPI 51-100	RPI 101-150	RPI 150+				
11- 4	0- 0	0- 0	OVERALL	1- 2	0- 0	10- 2				
4- 1	0- 0	0- 0	HOME	0- 0	0- 0	4- 1				
6- 3	0- 0	0- 0	AWAY	1- 2	0- 0	5- 1				
1- 0	0- 0	0- 0	NEUTRAL	0- 0	0- 0	1- 0				
9- 3	0- 0	0- 0	NON-CONFERENCE	0- 2	0- 0	9- 1				
4- 0	0- 0	0- 0	HOME	0- 0	0- 0	4- 0				
4- 3	0- 0	0- 0	AWAY	0- 2	0- 0	4- 1				
1- 0	0- 0	0- 0	NEUTRAL	0- 0	0- 0	1- 0				
2- 1	0- 0	0- 0	CONFERENCE	1- 0	0- 0	1- 1				
0- 1	0- 0	0- 0	HOME	0- 0	0- 0	0- 1				
2- 0	0- 0	0- 0	AWAY	1- 0	0- 0	1- 0				
0- 0	0- 0	0- 0	NEUTRAL	0- 0	0- 0	0- 0				

RPI 1-25				RPI 26-50				RPI 51-100				Team's RPI: 100	RPI 101+			
RPI	S	Opponent	Score	RPI	S	Opponent	Score	RPI	S	Opponent	Score		RPI	S	Opponent	Score
								57	A	Ball St.	70	79	151	A	Mercer	68 60
								60	A	Tulane	58	66	153	A	Memphis	63 57
								90	A	VCU	77	72	166	H	George Mason	63 73
													167	A	SIUE	64 71
													175	H	Tulsa	82 73
													184	H	Southeast Mo. St.	67 52
													221	A	Davidson	79 50
													262	A	Indiana St.	62 52
													264	H	Bradley	75 58
													315	N	Cleveland St.	76 65
													339	H	Eastern Ill.	78 47
													342	A	Alabama A&M	91 60
LAST 12 Division I GAMES:																
264	H	Bradley	75 58	221	A	Davidson	79 50									
57	A	Ball St.	70 79	90	A	VCU	77 72									
60	A	Tulane	58 66	166	H	George Mason	63 73									
315	N	Cleveland St.	76 65	153	A	Memphis	63 57									
342	A	Alabama A&M	91 60	339	H	Eastern Ill.	78 47									
167	A	SIUE	64 71	262	A	Indiana St.	62 52									

Non-Div I Games: Mo.-St. Louis 67 31

Saint Louis

## Saint Peter's

Through Games Of Jan. 10, 2016

Average RPI Win:	273	WON-LOST	WINNING	LAST 10	STRENGTH OF	OPP. STRENGTH	TEAM	ADJ.	CONF.	ADJ CONF.
Average RPI Loss:	183	RECORD	PCT. RANK	GAMES	SCHEDULE	OF SCHEDULE	RPI	RPI	RPI	RPI
DIV. I ONLY	4- 11	275	3- 7	174	340	296	296	24	24	
DIV. I NON-CONF.	2- 7	280	2- 4	107	343	282	282	23	23	
TOTALS	RPI 1-25	RPI 26-50	W-L RECORDS	RPI 51-100	RPI 101-150	RPI 150+				
4- 11	0- 2	0- 0	OVERALL	0- 0	0- 2	4- 7				
4- 6	0- 1	0- 0	HOME	0- 0	0- 2	4- 3				
0- 5	0- 0	0- 0	AWAY	0- 0	0- 0	0- 0				
0- 0	0- 0	0- 0	NEUTRAL	0- 0	0- 0	0- 0				
2- 7	0- 2	0- 0	NON-CONFERENCE	0- 0	0- 1	2- 4				
2- 3	0- 1	0- 0	HOME	0- 0	0- 1	2- 1				
0- 4	0- 1	0- 0	AWAY	0- 0	0- 0	0- 3				
0- 0	0- 0	0- 0	NEUTRAL	0- 0	0- 0	0- 0				
2- 4	0- 0	0- 0	CONFERENCE	0- 0	0- 1	2- 3				
2- 3	0- 0	0- 0	HOME	0- 0	0- 1	2- 2				
0- 1	0- 0	0- 0	AWAY	0- 0	0- 0	0- 1				
0- 0	0- 0	0- 0	NEUTRAL	0- 0	0- 0	0- 0				

RPI 1-25				RPI 26-50				RPI 51-100				RPI 101+ Team's RPI: 296			
RPI	S	Opponent	Score	RPI	S	Opponent	Score	RPI	S	Opponent	Score	RPI	S	Opponent	Score
20	A	Seton Hall	65 81									108	H	Iona	51 65
23	H	Duquesne	38 63									114	H	Stony Brook	35 69
												163	H	Canisius	53 60
												173	H	Brown	79 67
												205	A	Siena	58 59
												235	A	Lehigh	42 74
												242	H	Navy	39 50
												254	H	Niagara	48 52
												263	H	Fairfield	56 46
												308	A	Fairleigh Dickinson	52 73
												313	H	Monmouth	67 62
												338	A	Lafayette	69 72
												341	H	St. Francis Brooklyn	44 40
LAST 12 Division I GAMES:															
108	H	Iona	51 65	263	H	Fairfield	56 46								
173	H	Brown	79 67	254	H	Niagara	48 52								
20	A	Seton Hall	65 81	313	H	Monmouth	67 62								
308	A	Fairleigh Dickinson	52 73	338	A	Lafayette	69 72								
205	A	Siena	58 59	235	A	Lehigh	42 74								
163	H	Canisius	53 60	341	H	St. Francis Brooklyn	44 40								

Non-Div I Games:

Saint Peter's

■ Loss, 
 ■ Non-Conf, 
 ■ S Site, 
 ■ H Home 
 ■ A Away 
 N Neutral



Average RPI Win:	308	WON-LOST	WINNING	LAST 10	STRENGTH OF	OPP. STRENGTH	TEAM	ADJ.	CONF.	ADJ CONF.
Average RPI Loss:	103	RECORD	PCT. RANK	GAMES	SCHEDULE	OF SCHEDULE	RPI	RPI	RPI	RPI
DIV. I ONLY	5- 7	213	5- 5	276	129	214	214	27	27	
DIV. I NON-CONF.	2- 6	272	2- 4	93	89	166	166	25	25	
TOTALS	RPI 1-25	RPI 26-50	W-L RECORDS	RPI 51-100	RPI 101-150	RPI 150+				
5- 7	0- 2	0- 0	OVERALL	0- 2	0- 1	5- 2				
2- 1	0- 0	0- 0	HOME	0- 0	0- 0	2- 1				
3- 5	0- 1	0- 0	AWAY	0- 2	0- 1	3- 1				
0- 1	0- 1	0- 0	NEUTRAL	0- 0	0- 0	0- 0				
2- 6	0- 2	0- 0	NON-CONFERENCE	0- 2	0- 0	2- 2				
0- 1	0- 0	0- 0	HOME	0- 0	0- 0	0- 1				
2- 4	0- 1	0- 0	AWAY	0- 2	0- 0	2- 1				
0- 1	0- 1	0- 0	NEUTRAL	0- 0	0- 0	0- 0				
3- 1	0- 0	0- 0	CONFERENCE	0- 0	0- 1	3- 0				
2- 0	0- 0	0- 0	HOME	0- 0	0- 0	2- 0				
1- 1	0- 0	0- 0	AWAY	0- 0	0- 1	1- 0				
0- 0	0- 0	0- 0	NEUTRAL	0- 0	0- 0	0- 0				

RPI 1-25				RPI 26-50				RPI 51-100				RPI 101+ Team's RPI: 214			
RPI	S	Opponent	Score	RPI	S	Opponent	Score	RPI	S	Opponent	Score	RPI	S	Opponent	Score
4	A	Texas	49 83					58	A	Kansas St.	50 78	118	A	Northwestern St.	49 69
18	N	Florida St.	37 94					93	A	TCU	59 85	178	A	Arkansas	47 67
												249	H	Rice	46 58
												269	A	Texas Southern	53 51
												279	H	Southeastern La.	80 56
												311	A	LIU Brooklyn	63 56
												336	A	Incarnate Word	65 60
												345	H	New Orleans	64 52
LAST 12 Division I GAMES:															
336	A	Incarnate Word	65 60	345	H	New Orleans	64 52	279	H	Southeastern La.	80 56	118	A	Northwestern St.	49 69
4	A	Texas	49 83	58	A	Kansas St.	50 78	18	N	Florida St.	37 94	178	A	Arkansas	47 67
58	A	Kansas St.	50 78	249	H	Rice	46 58	93	A	TCU	59 85				
269	A	Texas Southern	53 51												
311	A	LIU Brooklyn	63 56												

Non-Div I Games: LSU-Alexandria 85 50 Our Lady Of The Lak67 56

Sam Houston St.

Loss, Non-Conf, S Site, H Home A Away N Neutral

Average RPI Win:	281	WON-LOST	WINNING	LAST 10	STRENGTH OF	OPP. STRENGTH	TEAM	ADJ.	CONF.	ADJ CONF.
Average RPI Loss:	115	RECORD	PCT. RANK	GAMES	SCHEDULE	OF SCHEDULE	RPI	RPI	RPI	RPI
DIV. I ONLY	8- 7	151	5- 5	283	270	169	169	15	15	
DIV. I NON-CONF.	6- 7	176	4- 6	248	280	180	180	15	15	
TOTALS	RPI 1-25	RPI 26-50	W-L RECORDS	RPI 51-100	RPI 101-150	RPI 150+				
8- 7	0- 0	0- 1	OVERALL	0- 2	1- 2	7- 2				
1- 1	0- 0	0- 0	HOME	0- 0	0- 0	1- 1				
6- 6	0- 0	0- 1	AWAY	0- 2	1- 2	5- 1				
1- 0	0- 0	0- 0	NEUTRAL	0- 0	0- 0	1- 0				
6- 7	0- 0	0- 1	NON-CONFERENCE	0- 2	1- 2	5- 2				
1- 1	0- 0	0- 0	HOME	0- 0	0- 0	1- 1				
4- 6	0- 0	0- 1	AWAY	0- 2	1- 2	3- 1				
1- 0	0- 0	0- 0	NEUTRAL	0- 0	0- 0	1- 0				
2- 0	0- 0	0- 0	CONFERENCE	0- 0	0- 0	2- 0				
0- 0	0- 0	0- 0	HOME	0- 0	0- 0	0- 0				
2- 0	0- 0	0- 0	AWAY	0- 0	0- 0	2- 0				
0- 0	0- 0	0- 0	NEUTRAL	0- 0	0- 0	0- 0				

RPI	S	Opponent	Score	RPI	S	Opponent	Score	RPI	S	Opponent	Score	RPI	S	Opponent	Score	Team's RPI: 169
33	A	Mississippi St.	47 68	73	A	Indiana	56 65	116	A	Georgia Tech	55 66	132	A	LSU	47 44	
				86	A	UT Martin	50 52	138	A	Southern Miss.	48 56	168	H	Harvard	54 60	
								191	A	UAB	41 61	192	H	Troy	73 69	
								261	A	UNCG	57 52	309	A	Jacksonville St.	50 39	
								318	A	Western Caro.	59 42	342	A	Alabama A&M	54 30	
								346	A	Alabama St.	54 35	347	N	Nicholls St.	45 43	
LAST 12 Division I GAMES:																
132	A	LSU	47 44	261	A	UNCG	57 52	318	A	Western Caro.	59 42	168	H	Harvard	54 60	
191	A	UAB	41 61	342	A	Alabama A&M	54 30	138	A	Southern Miss.	48 56	347	N	Nicholls St.	45 43	
346	A	Alabama St.	54 35	132	A	LSU	47 44	191	A	UAB	41 61	261	A	UNCG	57 52	
116	A	Georgia Tech	55 66	318	A	Western Caro.	59 42	346	A	Alabama St.	54 35	138	A	Southern Miss.	48 56	
73	A	Indiana	56 65	168	H	Harvard	54 60	191	A	UAB	41 61	342	A	Alabama A&M	54 30	
86	A	UT Martin	50 52	347	N	Nicholls St.	45 43	261	A	UNCG	57 52	132	A	LSU	47 44	

Non-Div I Games: AUM 82 32 Shorter 53 33

Samford

Loss, Non-Conf, S Site, H Home A Away N Neutral

## San Diego

Through Games Of Jan. 10, 2016

Average RPI Win:	173	WON-LOST	WINNING	LAST 10	STRENGTH OF	OPP. STRENGTH	TEAM	ADJ.	CONF.	ADJ CONF.
Average RPI Loss:	52	RECORD	PCT. RANK	GAMES	SCHEDULE	OF SCHEDULE	RPI	RPI	RPI	RPI
DIV. I ONLY	13- 2	16	7- 2	173	70	62	62	8	8	
DIV. I NON-CONF.	9- 1	22	5- 1	295	125	101	101	9	9	
TOTALS	RPI 1-25	RPI 26-50	W-L RECORDS	RPI 51-100	RPI 101-150	RPI 150+				
13- 2	1- 0	0- 1	OVERALL	2- 1	4- 0	6- 0				
6- 2	1- 0	0- 1	HOME	1- 1	2- 0	2- 0				
7- 0	0- 0	0- 0	AWAY	1- 0	2- 0	4- 0				
0- 0	0- 0	0- 0	NEUTRAL	0- 0	0- 0	0- 0				
9- 1	0- 0	0- 0	NON-CONFERENCE	1- 1	2- 0	6- 0				
4- 1	0- 0	0- 0	HOME	1- 1	1- 0	2- 0				
5- 0	0- 0	0- 0	AWAY	0- 0	1- 0	4- 0				
0- 0	0- 0	0- 0	NEUTRAL	0- 0	0- 0	0- 0				
4- 1	1- 0	0- 1	CONFERENCE	1- 0	2- 0	0- 0				
2- 1	1- 0	0- 1	HOME	0- 0	1- 0	0- 0				
2- 0	0- 0	0- 0	AWAY	1- 0	1- 0	0- 0				
0- 0	0- 0	0- 0	NEUTRAL	0- 0	0- 0	0- 0				

RPI 1-25				RPI 26-50				RPI 51-100				RPI 101+			
RPI	S	Opponent	Score	RPI	S	Opponent	Score	RPI	S	Opponent	Score	RPI	S	Opponent	Score
9	H	BYU	78 65	49	H	St. Mary's (CA)	68 73	55	H	Washington St.	72 78	121	A	Fresno St.	72 68
								72	H	Arizona	59 54	131	H	Pacific	69 56
								75	A	Santa Clara	70 58	140	A	San Francisco	67 58
												146	H	Akron	86 65
												194	H	Valparaiso	76 60
												198	A	Montana St.	62 49
												245	A	San Diego St.	60 53
												275	H	CSUN	86 64
												314	A	Cal St. Fullerton	53 44
												329	A	Nevada	84 47
LAST 12 Division I GAMES:															
131	H	Pacific	69 56	75	A	Santa Clara	70 58								
9	H	BYU	78 65	140	A	San Francisco	67 58								
121	A	Fresno St.	72 68	49	H	St. Mary's (CA)	68 73								
314	A	Cal St. Fullerton	53 44	146	H	Akron	86 65								
55	H	Washington St.	72 78	194	H	Valparaiso	76 60								
245	A	San Diego St.	60 53	198	A	Montana St.	62 49								

Non-Div I Games: Hope Int'l 90 52

San Diego

■ Loss, 
 ■ Non-Conf, 
 ■ S Site, 
 ■ H Home 
 ■ A Away 
 N Neutral

## San Diego St.

Through Games Of Jan. 10, 2016

Average RPI Win:	249	WON-LOST	WINNING	LAST 10	STRENGTH OF	OPP. STRENGTH	TEAM	ADJ.	CONF.	ADJ CONF.
Average RPI Loss:	149	RECORD	PCT. RANK	GAMES	SCHEDULE	OF SCHEDULE	RPI	RPI	RPI	RPI
DIV. I ONLY	5- 8	226	5- 4	231	246	245	245	17	17	
DIV. I NON-CONF.	4- 6	201	4- 4	222	230	244	244	18	18	
TOTALS	RPI 1-25	RPI 26-50	W-L RECORDS	RPI 51-100	RPI 101-150	RPI 150+				
5- 8	0- 0	0- 1	OVERALL	0- 2	1- 1	4- 4				
3- 4	0- 0	0- 0	HOME	0- 2	1- 0	2- 2				
2- 4	0- 0	0- 1	AWAY	0- 0	0- 1	2- 2				
0- 0	0- 0	0- 0	NEUTRAL	0- 0	0- 0	0- 0				
4- 6	0- 0	0- 1	NON-CONFERENCE	0- 2	1- 1	3- 2				
3- 3	0- 0	0- 0	HOME	0- 2	1- 0	2- 1				
1- 3	0- 0	0- 1	AWAY	0- 0	0- 1	1- 1				
0- 0	0- 0	0- 0	NEUTRAL	0- 0	0- 0	0- 0				
1- 2	0- 0	0- 0	CONFERENCE	0- 0	0- 0	1- 2				
0- 1	0- 0	0- 0	HOME	0- 0	0- 0	0- 1				
1- 1	0- 0	0- 0	AWAY	0- 0	0- 0	1- 1				
0- 0	0- 0	0- 0	NEUTRAL	0- 0	0- 0	0- 0				

RPI 1-25				RPI 26-50				RPI 51-100				RPI 101+ Team's RPI: 245			
RPI	S	Opponent	Score	RPI	S	Opponent	Score	RPI	S	Opponent	Score	RPI	S	Opponent	Score
				35	A	Washington	51 80	62	H	San Diego	53 60	104	A	Long Beach St.	54 74
								95	H	UC Riverside	68 85	124	H	Wisconsin	63 57
												187	H	UC Davis	54 65
												190	A	Wyoming	84 77
												212	H	Utah St.	36 55
												246	A	Loyola Marymount	65 92
												248	A	San Jose St.	73 78
												275	A	CSUN	67 65
												314	H	Cal St. Fullerton	54 43
												340	H	North Dakota St.	64 54
LAST 12 Division I GAMES:															
				314	H	Cal St. Fullerton	54 43	248	A	San Jose St.	73 78				
				246	A	Loyola Marymount	65 92	212	H	Utah St.	36 55				
				275	A	CSUN	67 65	190	A	Wyoming	84 77				
				62	H	San Diego	53 60	35	A	Washington	51 80				
				124	H	Wisconsin	63 57	187	H	UC Davis	54 65				
				340	H	North Dakota St.	64 54	95	H	UC Riverside	68 85				

Non-Div I Games: San Diego Christian60 25

San Diego St.

■ Loss, 
 ■ Non-Conf, 
 ■ S Site, 
 ■ Home 
 ■ A Away 
 N Neutral

## San Francisco

Through Games Of Jan. 10, 2016

Average RPI Win:	212	WON-LOST	WINNING	LAST 10	STRENGTH OF	OPP. STRENGTH	TEAM	ADJ.	CONF.	ADJ CONF.
Average RPI Loss:	100	RECORD	PCT. RANK	GAMES	SCHEDULE	OF SCHEDULE	RPI	RPI	RPI	RPI
DIV. I ONLY	8- 7	151	4- 5	180	84	140	140	8	8	
DIV. I NON-CONF.	7- 2	58	5- 0	281	172	118	118	9	9	
TOTALS	RPI 1-25	RPI 26-50	W-L RECORDS	RPI 51-100	RPI 101-150	RPI 150+				
8- 7	0- 1	0- 1	OVERALL	1- 2	1- 1	6- 2				
2- 4	0- 1	0- 1	HOME	1- 1	0- 0	1- 1				
6- 3	0- 0	0- 0	AWAY	0- 1	1- 1	5- 1				
0- 0	0- 0	0- 0	NEUTRAL	0- 0	0- 0	0- 0				
7- 2	0- 0	0- 0	NON-CONFERENCE	1- 0	1- 0	5- 2				
2- 1	0- 0	0- 0	HOME	1- 0	0- 0	1- 1				
5- 1	0- 0	0- 0	AWAY	0- 0	1- 0	4- 1				
0- 0	0- 0	0- 0	NEUTRAL	0- 0	0- 0	0- 0				
1- 5	0- 1	0- 1	CONFERENCE	0- 2	0- 1	1- 0				
0- 3	0- 1	0- 1	HOME	0- 1	0- 0	0- 0				
1- 2	0- 0	0- 0	AWAY	0- 1	0- 1	1- 0				
0- 0	0- 0	0- 0	NEUTRAL	0- 0	0- 0	0- 0				

RPI 1-25				RPI 26-50				RPI 51-100				RPI 101+ Team's RPI: 140			
RPI	S	Opponent	Score	RPI	S	Opponent	Score	RPI	S	Opponent	Score	RPI	S	Opponent	Score
9	H	BYU	57 66	49	H	St. Mary's (CA)	68 78	62	H	San Diego	58 67	104	A	Long Beach St.	66 52
								69	A	Gonzaga	47 68	131	A	Pacific	57 70
								95	H	UC Riverside	88 76	161	H	Cal Poly	61 62
												196	A	North Texas	69 61
												208	A	Sacramento St.	95 94
												219	A	Utah Valley	88 94
												220	H	North Dakota	74 57
												248	A	San Jose St.	82 78
												295	A	Portland	82 63
												329	A	Nevada	70 62
LAST 12 Division I GAMES:															
69	A	Gonzaga	47 68	9	H	BYU	57 66								
131	A	Pacific	57 70	62	H	San Diego	58 67								
49	H	St. Mary's (CA)	68 78	295	A	Portland	82 63								
104	A	Long Beach St.	66 52	329	A	Nevada	70 62								
248	A	San Jose St.	82 78	208	A	Sacramento St.	95 94								
95	H	UC Riverside	88 76	220	H	North Dakota	74 57								

Non-Div I Games: Holy Names 77 31 San Fran. St. 73 45

San Francisco

Loss, Non-Conf, S Site, H Home A Away N Neutral

Average RPI Win:	280	WON-LOST	WINNING	LAST 10	STRENGTH OF	OPP. STRENGTH	TEAM	ADJ.	CONF.	ADJ CONF.
Average RPI Loss:	111	RECORD	PCT. RANK	GAMES	SCHEDULE	OF SCHEDULE	RPI	RPI	RPI	RPI
DIV. I ONLY	4- 10	267	4- 6	165	208	248	248	17	17	
DIV. I NON-CONF.	1- 9	325	1- 7	120	160	290	290	18	18	
TOTALS	RPI 1-25	RPI 26-50	W-L RECORDS	RPI 51-100	RPI 101-150	RPI 150+				
4- 10	0- 0	0- 1	OVERALL	0- 3	0- 5	4- 1				
3- 4	0- 0	0- 0	HOME	0- 1	0- 3	3- 0				
1- 6	0- 0	0- 1	AWAY	0- 2	0- 2	1- 1				
0- 0	0- 0	0- 0	NEUTRAL	0- 0	0- 0	0- 0				
1- 9	0- 0	0- 1	NON-CONFERENCE	0- 2	0- 5	1- 1				
1- 4	0- 0	0- 0	HOME	0- 1	0- 3	1- 0				
0- 5	0- 0	0- 1	AWAY	0- 1	0- 2	0- 1				
0- 0	0- 0	0- 0	NEUTRAL	0- 0	0- 0	0- 0				
3- 1	0- 0	0- 0	CONFERENCE	0- 1	0- 0	3- 0				
2- 0	0- 0	0- 0	HOME	0- 0	0- 0	2- 0				
1- 1	0- 0	0- 0	AWAY	0- 1	0- 0	1- 0				
0- 0	0- 0	0- 0	NEUTRAL	0- 0	0- 0	0- 0				

RPI S	Opponent	Score	RPI S	Opponent	Score	RPI S	Opponent	Score	RPI S	Opponent	Score	Team's RPI: 248
49	A St. Mary's (CA)	81 91	52	A Colorado St.	54 76	103	H Hawaii	73 76	107	A Oregon	74 104	
			55	A Washington St.	80 95	110	H New Mexico St.	66 75	131	A Pacific	69 81	
			91	H South Dakota	77 87	140	H San Francisco	78 82	212	A Utah St.	86 74	
						245	H San Diego St.	78 73	268	A CSU Bakersfield	88 90	
						319	H UC Irvine	79 58	343	H Air Force	81 60	
LAST 12 Division I GAMES:												
212	A Utah St.	86 74	52	A Colorado St.	54 76	245	H San Diego St.	78 73	343	H Air Force	81 60	
103	H Hawaii	73 76	55	A Washington St.	80 95	110	H New Mexico St.	66 75	131	A Pacific	69 81	
319	H UC Irvine	79 58	91	H South Dakota	77 87	140	H San Francisco	78 82	212	A Utah St.	86 74	
110	H New Mexico St.	66 75				245	H San Diego St.	78 73	268	A CSU Bakersfield	88 90	
131	A Pacific	69 81				319	H UC Irvine	79 58	343	H Air Force	81 60	
91	H South Dakota	77 87										

Non-Div I Games: Southern Ore. 92 78

San Jose St.

Santa Clara

Through Games Of Jan. 10, 2016

Average RPI Win:	196	WON-LOST	WINNING	LAST 10	STRENGTH OF	OPP. STRENGTH	TEAM	ADJ.	CONF.	ADJ CONF.
Average RPI Loss:	38	RECORD	PCT. RANK	GAMES	SCHEDULE	OF SCHEDULE	RPI	RPI	RPI	RPI
DIV. I ONLY	10- 5	90	5- 3	110	25	75	75	8	8	
DIV. I NON-CONF.	7- 2	58	4- 0	223	33	61	61	9	9	
TOTALS	RPI 1-25	RPI 26-50	W-L RECORDS	RPI 51-100	RPI 101-150	RPI 150+				
10- 5	1- 2	1- 1	OVERALL	0- 2	2- 0	6- 0				
4- 2	0- 1	0- 0	HOME	0- 1	2- 0	2- 0				
5- 3	1- 1	1- 1	AWAY	0- 1	0- 0	3- 0				
1- 0	0- 0	0- 0	NEUTRAL	0- 0	0- 0	1- 0				
7- 2	1- 1	0- 1	NON-CONFERENCE	0- 0	1- 0	5- 0				
3- 0	0- 0	0- 0	HOME	0- 0	1- 0	2- 0				
3- 2	1- 1	0- 1	AWAY	0- 0	0- 0	2- 0				
1- 0	0- 0	0- 0	NEUTRAL	0- 0	0- 0	1- 0				
3- 3	0- 1	1- 0	CONFERENCE	0- 2	1- 0	1- 0				
1- 2	0- 1	0- 0	HOME	0- 1	1- 0	0- 0				
2- 1	0- 0	1- 0	AWAY	0- 1	0- 0	1- 0				
0- 0	0- 0	0- 0	NEUTRAL	0- 0	0- 0	0- 0				

RPI 1-25				RPI 26-50				RPI 51-100				RPI 101+			
RPI	S	Opponent	Score	RPI	S	Opponent	Score	RPI	S	Opponent	Score	RPI	S	Opponent	Score
3	A	Stanford	61 58	35	A	Washington	55 100	62	H	San Diego	58 70	131	H	Pacific	76 52
9	H	BYU	63 68	49	A	St. Mary's (CA)	73 67	69	A	Gonzaga	44 53	134	H	Texas Tech	75 70
14	A	Southern California	46 81									161	A	Cal Poly	69 63
												280	A	UC Santa Barbara	48 37
												280	H	UC Santa Barbara	66 48
												288	N	Evansville	62 44
												295	A	Portland	67 45
												343	H	Air Force	68 34
LAST 12 Division I GAMES:															
295	A	Portland	67 45	62	H	San Diego	58 70								
49	A	St. Mary's (CA)	73 67	9	H	BYU	63 68								
131	H	Pacific	76 52	69	A	Gonzaga	44 53								
280	H	UC Santa Barbara	66 48	288	N	Evansville	62 44								
134	H	Texas Tech	75 70	161	A	Cal Poly	69 63								
280	A	UC Santa Barbara	48 37	3	A	Stanford	61 58								

Non-Div I Games: Hope Int'l 78 54 Simpson (CA) 112 34

Santa Clara

Loss, Non-Conf, S Site, H Home A Away N Neutral

Average RPI Win:	346	WON-LOST	WINNING	LAST 10	STRENGTH OF	OPP. STRENGTH	TEAM	ADJ.	CONF.	ADJ CONF.
Average RPI Loss:	160	RECORD	PCT. RANK	GAMES	SCHEDULE	OF SCHEDULE	RPI	RPI	RPI	RPI
DIV. I ONLY	1- 10	336	1- 8	113	312	274	274	30	30	
DIV. I NON-CONF.	1- 8	320	1- 8	56	253	227	227	30	30	
TOTALS	RPI 1-25	RPI 26-50	W-L RECORDS	RPI 51-100	RPI 101-150	RPI 150+				
1- 10	0- 2	0- 2	OVERALL	0- 1	0- 0	1- 5				
0- 3	0- 0	0- 0	HOME	0- 1	0- 0	0- 2				
1- 7	0- 2	0- 2	AWAY	0- 0	0- 0	1- 3				
0- 0	0- 0	0- 0	NEUTRAL	0- 0	0- 0	0- 0				
1- 8	0- 2	0- 2	NON-CONFERENCE	0- 1	0- 0	1- 3				
0- 2	0- 0	0- 0	HOME	0- 1	0- 0	0- 1				
1- 6	0- 2	0- 2	AWAY	0- 0	0- 0	1- 2				
0- 0	0- 0	0- 0	NEUTRAL	0- 0	0- 0	0- 0				
0- 2	0- 0	0- 0	CONFERENCE	0- 0	0- 0	0- 2				
0- 1	0- 0	0- 0	HOME	0- 0	0- 0	0- 1				
0- 1	0- 0	0- 0	AWAY	0- 0	0- 0	0- 1				
0- 0	0- 0	0- 0	NEUTRAL	0- 0	0- 0	0- 0				

RPI 1-25				RPI 26-50				RPI 51-100				RPI 101+ Team's RPI: 274			
RPI	S	Opponent	Score	RPI	S	Opponent	Score	RPI	S	Opponent	Score	RPI	S	Opponent	Score
16	A	Rutgers	26 65	33	A	Mississippi St.	25 92	79	H	Auburn	40 62	210	A	Jacksonville	52 65
24	A	Florida	34 99	40	A	Oklahoma St.	48 76					267	H	N.C. A&T	59 69
												309	A	Jacksonville St.	35 50
												310	H	Ga. Southern	48 64
												316	A	Florida A&M	38 59
												346	A	Alabama St.	60 49
LAST 12 Division I GAMES:															
40	A	Oklahoma St.	48 76	267	H	N.C. A&T	59 69								
309	A	Jacksonville St.	35 50	210	A	Jacksonville	52 65								
16	A	Rutgers	26 65	316	A	Florida A&M	38 59								
346	A	Alabama St.	60 49	24	A	Florida	34 99								
310	H	Ga. Southern	48 64	79	H	Auburn	40 62								
33	A	Mississippi St.	25 92												

Non-Div I Games: Columbia (SC) 101 34 Allen 72 46

Savannah St.



Average RPI Win:	279	WON-LOST	WINNING	LAST 10	STRENGTH OF	OPP. STRENGTH	TEAM	ADJ.	CONF.	ADJ CONF.
Average RPI Loss:	113	RECORD	PCT. RANK	GAMES	SCHEDULE	OF SCHEDULE	RPI	RPI	RPI	RPI
DIV. I ONLY	7- 9	194	5- 5	212	275	215	215	25	25	
DIV. I NON-CONF.	5- 9	233	4- 6	165	240	193	193	26	26	
TOTALS	RPI 1-25	RPI 26-50	W-L RECORDS	RPI 51-100	RPI 101-150	RPI 150+				
7- 9	0- 0	0- 1	OVERALL	0- 2	0- 4	7- 2				
3- 4	0- 0	0- 0	HOME	0- 1	0- 1	3- 2				
4- 4	0- 0	0- 1	AWAY	0- 0	0- 3	4- 0				
0- 1	0- 0	0- 0	NEUTRAL	0- 1	0- 0	0- 0				
5- 9	0- 0	0- 1	NON-CONFERENCE	0- 2	0- 4	5- 2				
1- 4	0- 0	0- 0	HOME	0- 1	0- 1	1- 2				
4- 4	0- 0	0- 1	AWAY	0- 0	0- 3	4- 0				
0- 1	0- 0	0- 0	NEUTRAL	0- 1	0- 0	0- 0				
2- 0	0- 0	0- 0	CONFERENCE	0- 0	0- 0	2- 0				
2- 0	0- 0	0- 0	HOME	0- 0	0- 0	2- 0				
0- 0	0- 0	0- 0	AWAY	0- 0	0- 0	0- 0				
0- 0	0- 0	0- 0	NEUTRAL	0- 0	0- 0	0- 0				

RPI 1-25				RPI 26-50				RPI 51-100				RPI 101+				Team's RPI: 215	
RPI	S	Opponent	Score	RPI	S	Opponent	Score	RPI	S	Opponent	Score	RPI	S	Opponent	Score		
				35	A	Washington	55 96	61	N	Princeton	48 85	104	H	Long Beach St.	57 69		
								95	H	UC Riverside	70 92						
												107	A	Oregon	62 82		
												119	A	Idaho	60 64		
												123	A	Idaho St.	67 83		
												174	H	Boise St.	66 84		
												195	A	Montana	58 44		
												198	H	Montana St.	51 80		
												246	A	Loyola Marymount	78 69		
												271	H	Denver	59 51		
												275	A	CSUN	62 56		
												300	H	UMKC	69 63		
												328	A	Portland St.	85 64		
												335	H	Chicago St.	59 45		
LAST 12 Division I GAMES:																	
				107	A	Oregon	62 82	335	H	Chicago St.	59 45						
				95	H	UC Riverside	70 92	300	H	UMKC	69 63						
				174	H	Boise St.	66 84	275	A	CSUN	62 56						
				328	A	Portland St.	85 64	104	H	Long Beach St.	57 69						
				123	A	Idaho St.	67 83	61	N	Princeton	48 85						
				271	H	Denver	59 51	246	A	Loyola Marymount	78 69						

Non-Div I Games: Evergreen St. 81 38

Seattle

Average RPI Win:	131	WON-LOST	WINNING	LAST 10	STRENGTH OF	OPP. STRENGTH	TEAM	ADJ.	CONF.	ADJ CONF.
Average RPI Loss:	40	RECORD	PCT. RANK	GAMES	SCHEDULE	OF SCHEDULE	RPI	RPI	RPI	RPI
DIV. I ONLY	13- 3	25	7- 3	75	5	20	20	6	6	
DIV. I NON-CONF.	10- 1	19	6- 1	68	11	9	9	6	6	
TOTALS	RPI 1-25	RPI 26-50	W-L RECORDS	RPI 51-100	RPI 101-150	RPI 150+				
13- 3	1- 0	0- 3	OVERALL	4- 0	4- 0	4- 0				
6- 1	1- 0	0- 1	HOME	2- 0	0- 0	3- 0				
5- 2	0- 0	0- 2	AWAY	1- 0	3- 0	1- 0				
2- 0	0- 0	0- 0	NEUTRAL	1- 0	1- 0	0- 0				
10- 1	1- 0	0- 1	NON-CONFERENCE	3- 0	3- 0	3- 0				
5- 0	1- 0	0- 0	HOME	1- 0	0- 0	3- 0				
3- 1	0- 0	0- 1	AWAY	1- 0	2- 0	0- 0				
2- 0	0- 0	0- 0	NEUTRAL	1- 0	1- 0	0- 0				
3- 2	0- 0	0- 2	CONFERENCE	1- 0	1- 0	1- 0				
1- 1	0- 0	0- 1	HOME	1- 0	0- 0	0- 0				
2- 1	0- 0	0- 1	AWAY	0- 0	1- 0	1- 0				
0- 0	0- 0	0- 0	NEUTRAL	0- 0	0- 0	0- 0				

RPI 1-25				RPI 26-50				RPI 51-100				RPI 101+			
RPI	S	Opponent	Score	RPI	S	Opponent	Score	RPI	S	Opponent	Score	RPI	S	Opponent	Score
16	H	Rutgers	77 49	27	H	DePaul	74 86	51	A	Saint Joseph's	66 54	106	A	Creighton	86 82
				46	A	Georgia	52 70	61	H	Princeton	71 64	109	A	Liberty	92 56
				48	A	St. John's (NY)	69 71	65	N	North Carolina St.	58 55	128	N	UNI	57 49
								97	H	Marquette	99 68	137	A	Texas-Arlington	61 54
												193	A	Providence	64 54
												204	H	Fordham	66 54
												239	H	Bryant	93 57
												296	H	Saint Peter's	81 65
LAST 12 Division I GAMES:															
193	A	Providence	64 54	48	A	St. John's (NY)	69 71	27	H	DePaul	74 86	97	H	Marquette	99 68
296	H	Saint Peter's	81 65	27	H	DePaul	74 86	106	A	Creighton	86 82	65	N	North Carolina St.	58 55
109	A	Liberty	92 56	97	H	Marquette	99 68	137	A	Texas-Arlington	61 54				
204	H	Fordham	66 54	106	A	Creighton	86 82								
46	A	Georgia	52 70	65	N	North Carolina St.	58 55								
128	N	UNI	57 49												

Non-Div I Games:

Seton Hall

Average RPI Win:	262	WON-LOST	WINNING	LAST 10	STRENGTH OF	OPP. STRENGTH	TEAM	ADJ.	CONF.	ADJ CONF.
Average RPI Loss:	183	RECORD	PCT. RANK	GAMES	SCHEDULE	OF SCHEDULE	RPI	RPI	RPI	RPI
DIV. I ONLY	9- 7	134	1- 1	308	274	205	205	24	24	
DIV. I NON-CONF.	3- 7	248	1- 1	278	276	272	272	23	23	
TOTALS	RPI 1-25	RPI 26-50	W-L RECORDS	RPI 51-100	RPI 101-150	RPI 150+				
9- 7	0- 0	0- 2	OVERALL	0- 0	0- 1	9- 4				
3- 2	0- 0	0- 1	HOME	0- 0	0- 0	3- 1				
5- 4	0- 0	0- 1	AWAY	0- 0	0- 1	5- 2				
1- 1	0- 0	0- 0	NEUTRAL	0- 0	0- 0	1- 1				
3- 7	0- 0	0- 2	NON-CONFERENCE	0- 0	0- 1	3- 4				
0- 2	0- 0	0- 1	HOME	0- 0	0- 0	0- 1				
2- 4	0- 0	0- 1	AWAY	0- 0	0- 1	2- 2				
1- 1	0- 0	0- 0	NEUTRAL	0- 0	0- 0	1- 1				
6- 0	0- 0	0- 0	CONFERENCE	0- 0	0- 0	6- 0				
3- 0	0- 0	0- 0	HOME	0- 0	0- 0	3- 0				
3- 0	0- 0	0- 0	AWAY	0- 0	0- 0	3- 0				
0- 0	0- 0	0- 0	NEUTRAL	0- 0	0- 0	0- 0				

RPI 1-25			RPI 26-50			RPI 51-100			RPI 101+			Team's RPI: 205
RPI	S	Opponent	Score	RPI	S	Opponent	Score	RPI	S	Opponent	Score	
				34	A	St. Bonaventure	40 57					
				50	H	Albany (NY)	42 61					
LAST 12 Division I GAMES:												
163	A	Canisius	58 52	259	N	Morgan St.	69 46	113	A	Southern Ill.	54 73	
254	A	Niagara	59 51	346	N	Alabama St.	53 57	163	A	Canisius	58 52	
308	A	Fairleigh Dickinson	81 65	228	H	Manhattan	60 59	217	H	Northeastern	67 70	
282	A	Colgate	50 52	284	H	Rider	66 45	228	H	Manhattan	60 59	
50	H	Albany (NY)	42 61	296	H	Saint Peter's	59 58	242	A	Navy	58 59	
250	A	New Hampshire	57 53	313	A	Monmouth	69 63	250	A	New Hampshire	57 53	
								254	A	Niagara	59 51	
								259	N	Morgan St.	69 46	
								282	A	Colgate	50 52	
								284	H	Rider	66 45	
								296	H	Saint Peter's	59 58	
								308	A	Fairleigh Dickinson	81 65	
								313	A	Monmouth	69 63	
								346	N	Alabama St.	53 57	

Non-Div I Games:

Siena

■ Loss, 
 ■ Non-Conf, 
 ■ S Site, 
 ■ H Home 
 ■ A Away 
 N Neutral

Average RPI Win:	279	WON-LOST	WINNING	LAST 10	STRENGTH OF	OPP. STRENGTH	TEAM	ADJ.	CONF.	ADJ CONF.
Average RPI Loss:	169	RECORD	PCT. RANK	GAMES	SCHEDULE	OF SCHEDULE	RPI	RPI	RPI	RPI
DIV. I ONLY	3- 8	273	3- 6	301	229	289	289	20	20	
DIV. I NON-CONF.	2- 5	253	2- 5	310	190	295	295	21	21	
TOTALS	RPI 1-25	RPI 26-50	W-L RECORDS	RPI 51-100	RPI 101-150	RPI 150+				
3- 8	0- 1	0- 0	OVERALL	0- 1	0- 1	3- 5				
0- 5	0- 1	0- 0	HOME	0- 1	0- 0	0- 3				
3- 3	0- 0	0- 0	AWAY	0- 0	0- 1	3- 2				
0- 0	0- 0	0- 0	NEUTRAL	0- 0	0- 0	0- 0				
2- 5	0- 1	0- 0	NON-CONFERENCE	0- 0	0- 1	2- 3				
0- 3	0- 1	0- 0	HOME	0- 0	0- 0	0- 2				
2- 2	0- 0	0- 0	AWAY	0- 0	0- 1	2- 1				
0- 0	0- 0	0- 0	NEUTRAL	0- 0	0- 0	0- 0				
1- 3	0- 0	0- 0	CONFERENCE	0- 1	0- 0	1- 2				
0- 2	0- 0	0- 0	HOME	0- 1	0- 0	0- 1				
1- 1	0- 0	0- 0	AWAY	0- 0	0- 0	1- 1				
0- 0	0- 0	0- 0	NEUTRAL	0- 0	0- 0	0- 0				

RPI 1-25				RPI 26-50				RPI 51-100				RPI 101+ Team's RPI: 289			
RPI	S	Opponent	Score	RPI	S	Opponent	Score	RPI	S	Opponent	Score	RPI	S	Opponent	Score
24	H	Florida	60 72					78	H	Arkansas St.	53 66	138	A	Southern Miss.	51 71
												156	A	Southern U.	45 50
												191	H	UAB	39 53
												202	H	Little Rock	34 47
												237	A	Grand Canyon	59 56
												253	H	UCF	36 77
												255	A	Georgia St.	60 52
												310	A	Ga. Southern	43 57
												346	A	Alabama St.	47 43
LAST 12 Division I GAMES:															
237	A	Grand Canyon	59 56	255	A	Georgia St.	60 52	310	A	Ga. Southern	43 57				
191	H	UAB	39 53					78	H	Arkansas St.	53 66				
138	A	Southern Miss.	51 71					202	H	Little Rock	34 47				
346	A	Alabama St.	47 43					156	A	Southern U.	45 50				
24	H	Florida	60 72												
253	H	UCF	36 77												

Non-Div I Games: Spring Hill 64 49 William Carey 66 30

South Ala.

Loss, Non-Conf, S Site, H Home A Away N Neutral

South Carolina

Through Games Of Jan. 10, 2016

Average RPI Win:	122	WON-LOST	WINNING	LAST 10	STRENGTH OF	OPP. STRENGTH	TEAM	ADJ.	CONF.	ADJ CONF.
Average RPI Loss:	0	RECORD	PCT. RANK	GAMES	SCHEDULE	OF SCHEDULE	RPI	RPI	RPI	RPI
DIV. I ONLY	15- 0	1	10- 0	64	7	6	6	3	3	
DIV. I NON-CONF.	12- 0	1	9- 0	122	3	6	6	2	2	
TOTALS	RPI 1-25	RPI 26-50	W-L RECORDS	RPI 51-100	RPI 101-150	RPI 150+				
15- 0	4- 0	1- 0	OVERALL	2- 0	3- 0	5- 0				
8- 0	2- 0	1- 0	HOME	1- 0	1- 0	3- 0				
4- 0	1- 0	0- 0	AWAY	1- 0	1- 0	1- 0				
3- 0	1- 0	0- 0	NEUTRAL	0- 0	1- 0	1- 0				
12- 0	4- 0	0- 0	NON-CONFERENCE	1- 0	3- 0	4- 0				
6- 0	2- 0	0- 0	HOME	1- 0	1- 0	2- 0				
3- 0	1- 0	0- 0	AWAY	0- 0	1- 0	1- 0				
3- 0	1- 0	0- 0	NEUTRAL	0- 0	1- 0	1- 0				
3- 0	0- 0	1- 0	CONFERENCE	1- 0	0- 0	1- 0				
2- 0	0- 0	1- 0	HOME	0- 0	0- 0	1- 0				
1- 0	0- 0	0- 0	AWAY	1- 0	0- 0	0- 0				
0- 0	0- 0	0- 0	NEUTRAL	0- 0	0- 0	0- 0				

RPI	S	Opponent	Score	RPI	S	Opponent	Score	RPI	S	Opponent	Score	RPI	S	Opponent	Score
5	H	Ohio St.	88 80	39	H	Missouri	83 58	59	A	Vanderbilt	71 61	103	A	Hawaii	67 51
12	N	Arizona St.	60 58					71	H	Elon	78 63	141	H	Hampton	86 48
13	A	UCLA	68 65									148	N	East Carolina	88 57
25	H	Duke	66 55									178	H	Arkansas	85 32
												227	A	Clemson	67 41
												261	H	UNCG	92 44
												268	N	CSU Bakersfield	90 71
												276	H	Winthrop	86 37
LAST 12 Division I GAMES:															
141	H	Hampton	86 48	39	H	Missouri	83 58	59	A	Vanderbilt	71 61	178	H	Arkansas	85 32
276	H	Winthrop	86 37	59	A	Vanderbilt	71 61	71	H	Elon	78 63	148	N	East Carolina	88 57
25	H	Duke	66 55	71	H	Elon	78 63	13	A	UCLA	68 65				
103	A	Hawaii	67 51												
268	N	CSU Bakersfield	90 71												
12	N	Arizona St.	60 58												

Non-Div I Games:

South Carolina

Loss, Non-Conf, S Site, H Home A Away N Neutral

Average RPI Win: 314		WON-LOST	WINNING	LAST 10	STRENGTH OF	OPP. STRENGTH	TEAM	ADJ.	CONF.	ADJ CONF.
Average RPI Loss: 203		RECORD	PCT. RANK	GAMES	SCHEDULE	OF SCHEDULE	RPI	RPI	RPI	RPI
DIV. I ONLY		4- 7	237	4- 5	327	334	277	277	30	30
DIV. I NON-CONF.		2- 6	272	2- 6	309	268	307	307	30	30
TOTALS		RPI 1-25	RPI 26-50	W-L RECORDS	RPI 51-100	RPI 101-150	RPI 150+			
4- 7	0- 0		0- 0	OVERALL	0- 0	0- 1	4- 6			
2- 0	0- 0		0- 0	HOME	0- 0	0- 0	2- 0			
2- 6	0- 0		0- 0	AWAY	0- 0	0- 0	2- 6			
0- 1	0- 0		0- 0	NEUTRAL	0- 0	0- 1	0- 0			
2- 6	0- 0		0- 0	NON-CONFERENCE	0- 0	0- 1	2- 5			
1- 0	0- 0		0- 0	HOME	0- 0	0- 0	1- 0			
1- 5	0- 0		0- 0	AWAY	0- 0	0- 0	1- 5			
0- 1	0- 0		0- 0	NEUTRAL	0- 0	0- 1	0- 0			
2- 1	0- 0		0- 0	CONFERENCE	0- 0	0- 0	2- 1			
1- 0	0- 0		0- 0	HOME	0- 0	0- 0	1- 0			
1- 1	0- 0		0- 0	AWAY	0- 0	0- 0	1- 1			
0- 0	0- 0		0- 0	NEUTRAL	0- 0	0- 0	0- 0			

RPI 1-25				RPI 26-50				RPI 51-100				RPI 101+				Team's RPI: 277	
RPI	S	Opponent	Score	RPI	S	Opponent	Score	RPI	S	Opponent	Score	RPI	S	Opponent	Score		
												102	N	Central Ark.	38	51	
												191	A	UAB	38	71	
												210	A	Jacksonville	47	79	
												211	A	Furman	46	59	
												221	A	Davidson	51	63	
												227	A	Clemson	54	63	
												258	A	Bethune-Cookman	50	65	
												294	H	Wofford	60	47	
												297	A	North Florida	53	48	
												316	A	Florida A&M	68	62	
												348	H	N.C. Central	58	51	
LAST 12 Division I GAMES:																	
				258	A	Bethune-Cookman	50	65	348	H	N.C. Central	58	51				
				316	A	Florida A&M	68	62	210	A	Jacksonville	47	79				
				227	A	Clemson	54	63	102	N	Central Ark.	38	51				
				294	H	Wofford	60	47	297	A	North Florida	53	48				
				191	A	UAB	38	71	221	A	Davidson	51	63				
				211	A	Furman	46	59									

Non-Div I Games:	Morris	90	39	Southern Wesleyan	75	52
------------------	--------	----	----	-------------------	----	----

South Carolina St.

Loss, Non-Conf, S Site, H Home A Away N Neutral

South Dakota

Through Games Of Jan. 10, 2016

Average RPI Win:	196	WON-LOST	WINNING	LAST 10	STRENGTH OF	OPP. STRENGTH	TEAM	ADJ.	CONF.	ADJ CONF.
Average RPI Loss:	81	RECORD	PCT. RANK	GAMES	SCHEDULE	OF SCHEDULE	RPI	RPI	RPI	RPI
DIV. I ONLY	10- 5	90	7- 2	209	41	91	91	22	22	
DIV. I NON-CONF.	8- 4	100	7- 1	174	12	79	79	24	24	
TOTALS	RPI 1-25	RPI 26-50	W-L RECORDS	RPI 51-100	RPI 101-150	RPI 150+				
10- 5	0- 0	0- 2	OVERALL	3- 1	1- 2	6- 0				
5- 1	0- 0	0- 1	HOME	2- 0	0- 0	3- 0				
4- 4	0- 0	0- 1	AWAY	1- 1	1- 2	2- 0				
1- 0	0- 0	0- 0	NEUTRAL	0- 0	0- 0	1- 0				
8- 4	0- 0	0- 2	NON-CONFERENCE	3- 1	1- 1	4- 0				
3- 1	0- 0	0- 1	HOME	2- 0	0- 0	1- 0				
4- 3	0- 0	0- 1	AWAY	1- 1	1- 1	2- 0				
1- 0	0- 0	0- 0	NEUTRAL	0- 0	0- 0	1- 0				
2- 1	0- 0	0- 0	CONFERENCE	0- 0	0- 1	2- 0				
2- 0	0- 0	0- 0	HOME	0- 0	0- 0	2- 0				
0- 1	0- 0	0- 0	AWAY	0- 0	0- 1	0- 0				
0- 0	0- 0	0- 0	NEUTRAL	0- 0	0- 0	0- 0				

RPI 1-25				RPI 26-50				RPI 51-100				Team's RPI: 91		RPI 101+			
RPI	S	Opponent	Score	RPI	S	Opponent	Score	RPI	S	Opponent	Score			RPI	S	Opponent	Score
				35	H	Washington	64 77	58	A	Kansas St.	81 84			115	A	Illinois	85 76
				38	A	Utah	59 66	85	H	Drake	92 87			128	A	UNI	43 64
								94	A	Fla. Atlantic	76 53			147	A	Oral Roberts	56 60
								97	H	Marquette	97 69			220	A	North Dakota	73 70
														236	N	Appalachian St.	87 60
														248	A	San Jose St.	87 77
														266	H	Omaha	82 76
														271	H	Denver	85 60
														328	H	Portland St.	103 61
LAST 12 Division I GAMES:																	
				248	A	San Jose St.	87 77	266	H	Omaha	82 76						
				328	H	Portland St.	103 61	147	A	Oral Roberts	56 60						
				85	H	Drake	92 87	271	H	Denver	85 60						
				94	A	Fla. Atlantic	76 53	115	A	Illinois	85 76						
				236	N	Appalachian St.	87 60	220	A	North Dakota	73 70						
				97	H	Marquette	97 69	35	H	Washington	64 77						

Non-Div I Games: Dakota Wesleyan 94 54

South Dakota

Loss, Non-Conf, S Site, H Home A Away N Neutral

Average RPI Win:	201	WON-LOST	WINNING	LAST 10	STRENGTH OF	OPP. STRENGTH	TEAM	ADJ.	CONF.	ADJ CONF.
Average RPI Loss:	19	RECORD	PCT. RANK	GAMES	SCHEDULE	OF SCHEDULE	RPI	RPI	RPI	RPI
DIV. I ONLY	13- 3	25	9- 1	162	77	66	66	22	22	
DIV. I NON-CONF.	10- 3	62	7- 2	95	22	47	47	24	24	
TOTALS	RPI 1-25	RPI 26-50	W-L RECORDS	RPI 51-100	RPI 101-150	RPI 150+				
13- 3	0- 2	1- 1	OVERALL	0- 0	2- 0	10- 0				
7- 1	0- 1	1- 0	HOME	0- 0	1- 0	5- 0				
4- 1	0- 1	0- 0	AWAY	0- 0	1- 0	3- 0				
2- 1	0- 0	0- 1	NEUTRAL	0- 0	0- 0	2- 0				
10- 3	0- 2	1- 1	NON-CONFERENCE	0- 0	2- 0	7- 0				
6- 1	0- 1	1- 0	HOME	0- 0	1- 0	4- 0				
2- 1	0- 1	0- 0	AWAY	0- 0	1- 0	1- 0				
2- 1	0- 0	0- 1	NEUTRAL	0- 0	0- 0	2- 0				
3- 0	0- 0	0- 0	CONFERENCE	0- 0	0- 0	3- 0				
1- 0	0- 0	0- 0	HOME	0- 0	0- 0	1- 0				
2- 0	0- 0	0- 0	AWAY	0- 0	0- 0	2- 0				
0- 0	0- 0	0- 0	NEUTRAL	0- 0	0- 0	0- 0				

RPI 1-25				RPI 26-50				RPI 51-100				Team's RPI: 66	RPI 101+			
RPI	S	Opponent	Score	RPI	S	Opponent	Score	RPI	S	Opponent	Score		RPI	S	Opponent	Score
1	H	Notre Dame	64 75	27	H	DePaul	88 79						106	A	Creighton	53 51
11	A	Green Bay	57 58	45	N	Maryland	55 62						128	H	UNI	89 86
													154	N	Pittsburgh	55 54
													155	H	Northern Colo.	66 62
													178	H	Arkansas	76 69
													189	N	Old Dominion	71 39
													232	H	Marist	77 68
													243	A	Bowling Green	58 45
													266	H	Omaha	68 58
													271	A	Denver	76 39
													328	H	Portland St.	74 65
													340	A	North Dakota St.	81 63
LAST 12 Division I GAMES:																
106	A	Creighton	53 51	266	H	Omaha	68 58									
128	H	UNI	89 86	340	A	North Dakota St.	81 63									
155	H	Northern Colo.	66 62	271	A	Denver	76 39									
328	H	Portland St.	74 65	243	A	Bowling Green	58 45									
189	N	Old Dominion	71 39	11	A	Green Bay	57 58									
45	N	Maryland	55 62	27	H	DePaul	88 79									

Non-Div I Games:

South Dakota St.

■ Loss, 
 ■ Non-Conf, 
 ■ S Site, 
 ■ Home 
 ■ Away 
 N Neutral



Average RPI Win:	142	WON-LOST	WINNING	LAST 10	STRENGTH OF	OPP. STRENGTH	TEAM	ADJ.	CONF.	ADJ CONF.
Average RPI Loss:	23	RECORD	PCT. RANK	GAMES	SCHEDULE	OF SCHEDULE	RPI	RPI	RPI	RPI
DIV. I ONLY	10- 4	76	0- 1	19	32	37	37	7	7	
DIV. I NON-CONF.	7- 3	91	0- 1	10	49	19	19	7	7	
TOTALS	RPI 1-25	RPI 26-50	W-L RECORDS	RPI 51-100	RPI 101-150	RPI 150+				
10- 4	0- 2	2- 2	OVERALL	0- 0	4- 0	4- 0				
9- 1	0- 1	2- 0	HOME	0- 0	3- 0	4- 0				
1- 2	0- 1	0- 0	AWAY	0- 0	1- 0	0- 0				
0- 1	0- 0	0- 1	NEUTRAL	0- 0	0- 0	0- 0				
7- 3	0- 1	2- 2	NON-CONFERENCE	0- 0	2- 0	3- 0				
7- 0	0- 0	2- 0	HOME	0- 0	2- 0	3- 0				
0- 2	0- 1	0- 1	AWAY	0- 0	0- 0	0- 0				
0- 1	0- 0	0- 1	NEUTRAL	0- 0	0- 0	0- 0				
3- 1	0- 1	0- 0	CONFERENCE	0- 0	2- 0	1- 0				
2- 1	0- 1	0- 0	HOME	0- 0	1- 0	1- 0				
1- 0	0- 0	0- 0	AWAY	0- 0	1- 0	0- 0				
0- 0	0- 0	0- 0	NEUTRAL	0- 0	0- 0	0- 0				

RPI	S	Opponent	Score	RPI	S	Opponent	Score	Team's RPI: 37	RPI	S	Opponent	Score	RPI	S	Opponent	Score	RPI	S	Opponent	Score
2	H	UConn	59 75	33	N	Mississippi St.	58 68						117	H	Drexel	73 58				
7	A	Baylor	63 66	40	H	Oklahoma St.	68 46						135	H	SMU	83 56				
				43	H	Chattanooga	61 33						142	H	Butler	87 77				
				48	A	St. John's (NY)	70 74						148	A	East Carolina	61 59				
													162	H	Penn St.	101 79				
													168	H	Harvard	86 59				
													210	H	Jacksonville	74 52				
													253	H	UCF	108 63				
LAST 12 Division I GAMES:																				
40	H	Oklahoma St.	68 46	7	A	Baylor	63 66													
43	H	Chattanooga	61 33	2	H	UConn	59 75													
162	H	Penn St.	101 79	135	H	SMU	83 56													
168	H	Harvard	86 59	253	H	UCF	108 63													
48	A	St. John's (NY)	70 74	148	A	East Carolina	61 59													
142	H	Butler	87 77	33	N	Mississippi St.	58 68													

Non-Div I Games:

South Fla.

Average RPI Win:	266	WON-LOST	WINNING	LAST 10	STRENGTH OF	OPP. STRENGTH	TEAM	ADJ.	CONF.	ADJ CONF.
Average RPI Loss:	106	RECORD	PCT. RANK	GAMES	SCHEDULE	OF SCHEDULE	RPI	RPI	RPI	RPI
DIV. I ONLY	8- 7	151	0- 1	242	263	184	184	23	23	
DIV. I NON-CONF.	5- 6	180	0- 1	230	285	192	192	22	22	
TOTALS	RPI 1-25	RPI 26-50	W-L RECORDS	RPI 51-100	RPI 101-150	RPI 150+				
8- 7	0- 0	0- 1	OVERALL	0- 2	1- 3	7- 1				
3- 2	0- 0	0- 0	HOME	0- 0	1- 2	2- 0				
5- 3	0- 0	0- 1	AWAY	0- 1	0- 0	5- 1				
0- 2	0- 0	0- 0	NEUTRAL	0- 1	0- 1	0- 0				
5- 6	0- 0	0- 1	NON-CONFERENCE	0- 2	0- 3	5- 0				
1- 2	0- 0	0- 0	HOME	0- 0	0- 2	1- 0				
4- 2	0- 0	0- 1	AWAY	0- 1	0- 0	4- 0				
0- 2	0- 0	0- 0	NEUTRAL	0- 1	0- 1	0- 0				
3- 1	0- 0	0- 0	CONFERENCE	0- 0	1- 0	2- 1				
2- 0	0- 0	0- 0	HOME	0- 0	1- 0	1- 0				
1- 1	0- 0	0- 0	AWAY	0- 0	0- 0	1- 1				
0- 0	0- 0	0- 0	NEUTRAL	0- 0	0- 0	0- 0				

RPI 1-25				RPI 26-50				RPI 51-100				RPI 101+				Team's RPI: 184	
RPI	S	Opponent	Score	RPI	S	Opponent	Score	RPI	S	Opponent	Score	RPI	S	Opponent	Score		
				39	A	Missouri	32 74	95	N	UC Riverside	67 85	102	H	Central Ark.	54 63		
								100	A	Saint Louis	52 67	113	H	Southern Ill.	72 87		
												123	N	Idaho St.	64 65		
												129	H	Belmont	81 74		
												170	A	Eastern Ky.	55 56		
												197	H	Tennessee St.	75 65		
												251	A	Western Ill.	89 84		
												287	A	Morehead St.	89 79		
												298	A	Wichita St.	66 62		
												300	H	UMKC	78 65		
												321	A	Lipscomb	84 69		
												342	A	Alabama A&M	69 58		
LAST 12 Division I GAMES:																	
				102	H	Central Ark.	54 63	95	N	UC Riverside	67 85						
				321	A	Lipscomb	84 69	170	A	Eastern Ky.	55 56						
				298	A	Wichita St.	66 62	287	A	Morehead St.	89 79						
				39	A	Missouri	32 74	197	H	Tennessee St.	75 65						
				123	N	Idaho St.	64 65	129	H	Belmont	81 74						
				251	A	Western Ill.	89 84	113	H	Southern Ill.	72 87						

Non-Div I Games: Harris-Stowe 78 66 William Woods 94 58

Southeast Mo. St.

Loss, Non-Conf, S Site, H Home A Away N Neutral

Average RPI Win:	278	WON-LOST	WINNING	LAST 10	STRENGTH OF	OPP. STRENGTH	TEAM	ADJ.	CONF.	ADJ CONF.
Average RPI Loss:	168	RECORD	PCT. RANK	GAMES	SCHEDULE	OF SCHEDULE	RPI	RPI	RPI	RPI
DIV. I ONLY	2- 12	324	2- 8	131	325	279	279	27	27	
DIV. I NON-CONF.	1- 10	330	1- 8	73	325	271	271	25	25	
TOTALS	RPI 1-25	RPI 26-50	W-L RECORDS	RPI 51-100	RPI 101-150	RPI 150+				
2- 12	0- 0	0- 1	OVERALL	0- 2	0- 3	2- 6				
1- 4	0- 0	0- 0	HOME	0- 1	0- 0	1- 3				
1- 8	0- 0	0- 1	AWAY	0- 1	0- 3	1- 3				
0- 0	0- 0	0- 0	NEUTRAL	0- 0	0- 0	0- 0				
1- 10	0- 0	0- 1	NON-CONFERENCE	0- 2	0- 3	1- 4				
0- 4	0- 0	0- 0	HOME	0- 1	0- 0	0- 3				
1- 6	0- 0	0- 1	AWAY	0- 1	0- 3	1- 1				
0- 0	0- 0	0- 0	NEUTRAL	0- 0	0- 0	0- 0				
1- 2	0- 0	0- 0	CONFERENCE	0- 0	0- 0	1- 2				
1- 0	0- 0	0- 0	HOME	0- 0	0- 0	1- 0				
0- 2	0- 0	0- 0	AWAY	0- 0	0- 0	0- 2				
0- 0	0- 0	0- 0	NEUTRAL	0- 0	0- 0	0- 0				

RPI 1-25				RPI 26-50				RPI 51-100				RPI 101+				Team's RPI: 279	
RPI	S	Opponent	Score	RPI	S	Opponent	Score	RPI	S	Opponent	Score	RPI	S	Opponent	Score		
				33	A	Mississippi St.	41 81	79	H	Auburn	68 80	116	A	Georgia Tech	49 102		
								87	A	Wright St.	72 106	134	A	Texas Tech	51 113		
												143	A	Xavier	27 67		
												178	A	Arkansas	53 97		
												192	H	Troy	90 100		
												214	A	Sam Houston St.	56 80		
												240	H	Stephen F. Austin	65 56		
												260	A	Houston Baptist	56 64		
												283	H	Jackson St.	72 79		
												292	H	La.-Monroe	84 88		
												316	A	Florida A&M	62 57		
LAST 12 Division I GAMES:																	
				316	A	Florida A&M	62 57					260	A	Houston Baptist	56 64		
				292	H	La.-Monroe	84 88					214	A	Sam Houston St.	56 80		
				143	A	Xavier	27 67					240	H	Stephen F. Austin	65 56		
				87	A	Wright St.	72 106					33	A	Mississippi St.	41 81		
				134	A	Texas Tech	51 113					192	H	Troy	90 100		
				116	A	Georgia Tech	49 102					283	H	Jackson St.	72 79		

Non-Div I Games:

Southeastern La.

■ Loss, 
 ■ Non-Conf, 
 ■ S Site, 
 ■ Home 
 ■ A Away 
 N Neutral

## Southern California

Through Games Of Jan. 10, 2016

Average RPI Win:	148	WON-LOST	WINNING	LAST 10	STRENGTH OF	OPP. STRENGTH	TEAM	ADJ.	CONF.	ADJ CONF.
Average RPI Loss:	14	RECORD	PCT. RANK	GAMES	SCHEDULE	OF SCHEDULE	RPI	RPI	RPI	RPI
DIV. I ONLY	13- 2	16	8- 2	16	120	14	14	1	1	
DIV. I NON-CONF.	11- 0	1	8- 0	53	251	8	8	1	1	
TOTALS	RPI 1-25	RPI 26-50	W-L RECORDS	RPI 51-100	RPI 101-150	RPI 150+				
13- 2	1- 2	2- 0	OVERALL	2- 0	3- 0	5- 0				
9- 1	1- 1	1- 0	HOME	1- 0	2- 0	4- 0				
1- 1	0- 1	0- 0	AWAY	1- 0	0- 0	0- 0				
3- 0	0- 0	1- 0	NEUTRAL	0- 0	1- 0	1- 0				
11- 0	0- 0	2- 0	NON-CONFERENCE	2- 0	2- 0	5- 0				
7- 0	0- 0	1- 0	HOME	1- 0	1- 0	4- 0				
1- 0	0- 0	0- 0	AWAY	1- 0	0- 0	0- 0				
3- 0	0- 0	1- 0	NEUTRAL	0- 0	1- 0	1- 0				
2- 2	1- 2	0- 0	CONFERENCE	0- 0	1- 0	0- 0				
2- 1	1- 1	0- 0	HOME	0- 0	1- 0	0- 0				
0- 1	0- 1	0- 0	AWAY	0- 0	0- 0	0- 0				
0- 0	0- 0	0- 0	NEUTRAL	0- 0	0- 0	0- 0				

RPI 1-25				Team's RPI: 14				RPI 26-50				RPI 51-100				RPI 101+			
RPI	S	Opponent	Score		RPI	S	Opponent	Score		RPI	S	Opponent	Score		RPI	S	Opponent	Score	
13	A	UCLA	73	78	42	N	West Virginia	78	67	69	A	Gonzaga	60	56	104	H	Long Beach St.	69	43
13	H	UCLA	71	68	50	H	Albany (NY)	68	67	75	H	Santa Clara	81	46	107	H	Oregon	74	67
15	H	Oregon St.	49	57											108	N	Iona	76	56
															152	H	UNLV	73	42
															237	N	Grand Canyon	75	44
															316	H	Florida A&M	88	45
															319	H	UC Irvine	75	56
															327	H	Southern Utah	71	32
LAST 12 Division I GAMES:																			
316	H	Florida A&M	88	45	13	H	UCLA	71	68										
104	H	Long Beach St.	69	43	107	H	Oregon	74	67										
152	H	UNLV	73	42	15	H	Oregon St.	49	57										
327	H	Southern Utah	71	32	13	A	UCLA	73	78										
108	N	Iona	76	56	319	H	UC Irvine	75	56										
69	A	Gonzaga	60	56	50	H	Albany (NY)	68	67										

Non-Div I Games: Hope Int'l 92 43

Southern California

Loss, Non-Conf, S Site, H Home A Away N Neutral

Average RPI Win:	197	WON-LOST	WINNING	LAST 10	STRENGTH OF	OPP. STRENGTH	TEAM	ADJ.	CONF.	ADJ CONF.
Average RPI Loss:	107	RECORD	PCT. RANK	GAMES	SCHEDULE	OF SCHEDULE	RPI	RPI	RPI	RPI
DIV. I ONLY	10- 6	110	1- 0	149	179	113	113	21	21	
DIV. I NON-CONF.	7- 5	136	1- 0	143	202	129	129	16	16	
TOTALS	RPI 1-25	RPI 26-50	W-L RECORDS	RPI 51-100	RPI 101-150	RPI 150+				
10- 6	0- 0	0- 1	OVERALL	1- 1	1- 3	8- 1				
5- 3	0- 0	0- 0	HOME	0- 1	0- 2	5- 0				
5- 3	0- 0	0- 1	AWAY	1- 0	1- 1	3- 1				
0- 0	0- 0	0- 0	NEUTRAL	0- 0	0- 0	0- 0				
7- 5	0- 0	0- 1	NON-CONFERENCE	0- 1	0- 2	7- 1				
4- 2	0- 0	0- 0	HOME	0- 1	0- 1	4- 0				
3- 3	0- 0	0- 1	AWAY	0- 0	0- 1	3- 1				
0- 0	0- 0	0- 0	NEUTRAL	0- 0	0- 0	0- 0				
3- 1	0- 0	0- 0	CONFERENCE	1- 0	1- 1	1- 0				
1- 1	0- 0	0- 0	HOME	0- 0	0- 1	1- 0				
2- 0	0- 0	0- 0	AWAY	1- 0	1- 0	0- 0				
0- 0	0- 0	0- 0	NEUTRAL	0- 0	0- 0	0- 0				

RPI 1-25				RPI 26-50				RPI 51-100				RPI 101+				Team's RPI: 113	
RPI	S	Opponent	Score	RPI	S	Opponent	Score	RPI	S	Opponent	Score	RPI	S	Opponent	Score		
				27	A	DePaul	61 105	85	A	Drake	77 67	115	A	Illinois	64 78		
								86	H	UT Martin	63 70	128	A	UNI	65 60		
												130	H	Loyola Chicago	68 69		
												133	H	Marshall	55 61		
												151	A	Mercer	55 52		
												153	A	Memphis	58 61		
												167	H	SIUE	71 57		
												184	A	Southeast Mo. St.	87 72		
												197	H	Tennessee St.	79 70		
												205	H	Siena	73 54		
												264	H	Bradley	75 49		
												287	H	Morehead St.	102 69		
												298	A	Murray St.	70 57		
LAST 12 Division I GAMES:																	
184	A	Southeast Mo. St.	87 72	197	H	Tennessee St.	79 70	130	H	Loyola Chicago	68 69						
151	A	Mercer	55 52	264	H	Bradley	75 49	128	A	UNI	65 60						
287	H	Morehead St.	102 69	85	A	Drake	77 67										
115	A	Illinois	64 78	133	H	Marshall	55 61										
167	H	SIUE	71 57														
298	A	Murray St.	70 57														

Non-Div I Games:

Southern Ill.

Average RPI Win:	257	WON-LOST	WINNING	LAST 10	STRENGTH OF	OPP. STRENGTH	TEAM	ADJ.	CONF.	ADJ CONF.
Average RPI Loss:	74	RECORD	PCT. RANK	GAMES	SCHEDULE	OF SCHEDULE	RPI	RPI	RPI	RPI
DIV. I ONLY	7- 6	143	1- 1	147	178	138	138	11	11	
DIV. I NON-CONF.	6- 4	124	1- 1	131	228	117	117	11	11	
TOTALS	RPI 1-25	RPI 26-50	W-L RECORDS	RPI 51-100	RPI 101-150	RPI 150+				
7- 6	0- 1	0- 2	OVERALL	0- 2	0- 0	7- 1				
6- 0	0- 0	0- 0	HOME	0- 0	0- 0	6- 0				
1- 5	0- 1	0- 2	AWAY	0- 1	0- 0	1- 1				
0- 1	0- 0	0- 0	NEUTRAL	0- 1	0- 0	0- 0				
6- 4	0- 1	0- 2	NON-CONFERENCE	0- 1	0- 0	6- 0				
5- 0	0- 0	0- 0	HOME	0- 0	0- 0	5- 0				
1- 3	0- 1	0- 2	AWAY	0- 0	0- 0	1- 0				
0- 1	0- 0	0- 0	NEUTRAL	0- 1	0- 0	0- 0				
1- 2	0- 0	0- 0	CONFERENCE	0- 1	0- 0	1- 1				
1- 0	0- 0	0- 0	HOME	0- 0	0- 0	1- 0				
0- 2	0- 0	0- 0	AWAY	0- 1	0- 0	0- 1				
0- 0	0- 0	0- 0	NEUTRAL	0- 0	0- 0	0- 0				

RPI	S	Opponent	Score	RPI	S	Opponent	Score	RPI	S	Opponent	Score	RPI	S	Opponent	Score	Team's RPI: 138
7	A	Baylor	42 97	33	A	Mississippi St.	65 78	84	A	Charlotte	59 80	169	H	Samford	56 48	
				43	A	Chattanooga	48 53	89	N	North Carolina	62 69	180	H	Ole Miss	57 38	
												189	A	Old Dominion	45 53	
												201	H	Louisiana Tech	69 59	
												285	A	Tennessee Tech	69 57	
												289	H	South Ala.	71 51	
												331	H	Mississippi Val.	71 55	
												346	H	Alabama St.	65 44	
LAST 12 Division I GAMES:																
33	A	Mississippi St.	65 78	169	H	Samford	56 48	43	A	Chattanooga	48 53	189	A	Old Dominion	45 53	
180	H	Ole Miss	57 38	84	A	Charlotte	59 80	201	H	Louisiana Tech	69 59	285	A	Tennessee Tech	69 57	
289	H	South Ala.	71 51	89	N	North Carolina	62 69	331	H	Mississippi Val.	71 55	346	H	Alabama St.	65 44	
285	A	Tennessee Tech	69 57													
331	H	Mississippi Val.	71 55													
7	A	Baylor	42 97													

Non-Div I Games: William Carey 75 34

Southern Miss.

## Southern U.

Through Games Of Jan. 10, 2016

Average RPI Win:	273	WON-LOST	WINNING	LAST 10	STRENGTH OF	OPP. STRENGTH	TEAM	ADJ.	CONF.	ADJ CONF.
Average RPI Loss:	92	RECORD	PCT. RANK	GAMES	SCHEDULE	OF SCHEDULE	RPI	RPI	RPI	RPI
DIV. I ONLY	3- 7	264	3- 6	51	220	156	156	32	32	
DIV. I NON-CONF.	1- 6	311	1- 6	11	73	163	163	31	31	
TOTALS	RPI 1-25	RPI 26-50	W-L RECORDS	RPI 51-100	RPI 101-150	RPI 150+				
3- 7	0- 0	0- 2	OVERALL	0- 3	0- 1	3- 1				
2- 0	0- 0	0- 0	HOME	0- 0	0- 0	2- 0				
1- 7	0- 0	0- 1	AWAY	0- 3	0- 1	1- 1				
0- 0	0- 0	0- 0	NEUTRAL	0- 0	0- 0	0- 0				
1- 6	0- 0	0- 2	NON-CONFERENCE	0- 3	0- 1	1- 0				
1- 0	0- 0	0- 0	HOME	0- 0	0- 0	1- 0				
0- 6	0- 0	0- 2	AWAY	0- 3	0- 1	0- 0				
0- 0	0- 0	0- 0	NEUTRAL	0- 0	0- 0	0- 0				
2- 1	0- 0	0- 0	CONFERENCE	0- 0	0- 0	2- 1				
1- 0	0- 0	0- 0	HOME	0- 0	0- 0	1- 0				
1- 1	0- 0	0- 0	AWAY	0- 0	0- 0	1- 1				
0- 0	0- 0	0- 0	NEUTRAL	0- 0	0- 0	0- 0				

RPI 1-25			RPI 26-50			RPI 51-100			RPI 101+			Team's RPI: 156
RPI	S	Opponent	Score	RPI	S	Opponent	Score	RPI	S	Opponent	Score	Score
32	A	Texas A&M	47 88	58	A	Kansas St.	47 59	105	A	Nebraska	38 89	
45	A	Maryland	61 94	60	A	Tulane	48 77	226	H	Grambling	80 68	
				77	A	Iowa St.	46 86	269	A	Texas Southern	45 59	
								289	H	South Ala.	50 45	
								303	A	Prairie View	65 55	
LAST 12 Division I GAMES:												
58	A	Kansas St.	47 59	226	H	Grambling	80 68					
105	A	Nebraska	38 89	303	A	Prairie View	65 55					
289	H	South Ala.	50 45	269	A	Texas Southern	45 59					
32	A	Texas A&M	47 88	60	A	Tulane	48 77					
				45	A	Maryland	61 94					
				77	A	Iowa St.	46 86					

Non-Div I Games: Tougaloo 81 48 Spring Hill 65 46

Southern U.

■ Loss, 
 ■ Non-Conf, 
 ■ S Site, 
 ■ Home 
 ■ A Away 
 N Neutral

## Southern Utah

Through Games Of Jan. 10, 2016

Average RPI Win:	309	WON-LOST	WINNING	LAST 10	STRENGTH OF	OPP. STRENGTH	TEAM	ADJ.	CONF.	ADJ CONF.
Average RPI Loss:	178	RECORD	PCT. RANK	GAMES	SCHEDULE	OF SCHEDULE	RPI	RPI	RPI	RPI
DIV. I ONLY	2- 11	319	0- 1	280	250	327	327	18	18	
DIV. I NON-CONF.	2- 8	290	0- 1	300	194	333	333	19	19	
TOTALS	RPI 1-25	RPI 26-50	W-L RECORDS	RPI 51-100	RPI 101-150	RPI 150+				
2- 11	0- 1	0- 0	OVERALL	0- 1	0- 1	2- 8				
2- 1	0- 0	0- 0	HOME	0- 0	0- 0	2- 1				
0- 9	0- 1	0- 0	AWAY	0- 1	0- 1	0- 6				
0- 1	0- 0	0- 0	NEUTRAL	0- 0	0- 0	0- 1				
2- 8	0- 1	0- 0	NON-CONFERENCE	0- 1	0- 1	2- 5				
2- 1	0- 0	0- 0	HOME	0- 0	0- 0	2- 1				
0- 6	0- 1	0- 0	AWAY	0- 1	0- 1	0- 3				
0- 1	0- 0	0- 0	NEUTRAL	0- 0	0- 0	0- 1				
0- 3	0- 0	0- 0	CONFERENCE	0- 0	0- 0	0- 3				
0- 0	0- 0	0- 0	HOME	0- 0	0- 0	0- 0				
0- 3	0- 0	0- 0	AWAY	0- 0	0- 0	0- 3				
0- 0	0- 0	0- 0	NEUTRAL	0- 0	0- 0	0- 0				

RPI 1-25				RPI 26-50				RPI 51-100				RPI 101+ Team's RPI: 327			
RPI	S	Opponent	Score	RPI	S	Opponent	Score	RPI	S	Opponent	Score	RPI	S	Opponent	Score
14	A	Southern California	32 71					93	A	TCU	47 76	110	A	New Mexico St.	60 74
												152	A	UNLV	44 79
												165	A	New Mexico	48 70
												195	A	Montana	60 66
												198	A	Montana St.	59 86
												219	A	Utah Valley	58 70
												229	A	Northern Ariz.	48 57
												267	N	N.C. A&T	65 78
												275	H	CSUN	67 65
												319	H	UC Irvine	58 63
												343	H	Air Force	75 56
LAST 12 Division I GAMES:															
267	N	N.C. A&T	65 78	195	A	Montana	60 66								
229	A	Northern Ariz.	48 57	198	A	Montana St.	59 86								
165	A	New Mexico	48 70	93	A	TCU	47 76								
110	A	New Mexico St.	60 74	343	H	Air Force	75 56								
319	H	UC Irvine	58 63	14	A	Southern California	32 71								
219	A	Utah Valley	58 70	275	H	CSUN	67 65								

Non-Div I Games:

Southern Utah

■ Loss, 
 ■ Non-Conf, 
 ■ S Site, 
 ■ H Home 
 ■ A Away 
 N Neutral



## St. Bonaventure

Through Games Of Jan. 10, 2016

Average RPI Win:	168	WON-LOST	WINNING	LAST 10	STRENGTH OF	OPP. STRENGTH	TEAM	ADJ.	CONF.	ADJ CONF.
Average RPI Loss:	72	RECORD	PCT. RANK	GAMES	SCHEDULE	OF SCHEDULE	RPI	RPI	RPI	RPI
DIV. I ONLY	14- 2	12	0- 1	141	86	34	34	9	9	
DIV. I NON-CONF.	11- 2	28	0- 1	124	86	26	26	8	8	
TOTALS	RPI 1-25	RPI 26-50	W-L RECORDS	RPI 51-100	RPI 101-150	RPI 150+				
14- 2	0- 0	0- 1	OVERALL	2- 0	3- 1	9- 0				
10- 0	0- 0	0- 0	HOME	2- 0	2- 0	6- 0				
4- 2	0- 0	0- 1	AWAY	0- 0	1- 1	3- 0				
0- 0	0- 0	0- 0	NEUTRAL	0- 0	0- 0	0- 0				
11- 2	0- 0	0- 1	NON-CONFERENCE	2- 0	3- 1	6- 0				
8- 0	0- 0	0- 0	HOME	2- 0	2- 0	4- 0				
3- 2	0- 0	0- 1	AWAY	0- 0	1- 1	2- 0				
0- 0	0- 0	0- 0	NEUTRAL	0- 0	0- 0	0- 0				
3- 0	0- 0	0- 0	CONFERENCE	0- 0	0- 0	3- 0				
2- 0	0- 0	0- 0	HOME	0- 0	0- 0	2- 0				
1- 0	0- 0	0- 0	AWAY	0- 0	0- 0	1- 0				
0- 0	0- 0	0- 0	NEUTRAL	0- 0	0- 0	0- 0				

RPI 1-25				RPI 26-50				Team's RPI: 34				RPI 51-100				RPI 101+			
RPI	S	Opponent	Score	RPI	S	Opponent	Score	RPI	S	Opponent	Score	RPI	S	Opponent	Score	RPI	S	Opponent	Score
				27	A	DePaul	54 77					80	H	James Madison	56 45	101	H	Georgetown	69 54
												83	H	Buffalo	59 32	114	A	Stony Brook	73 68
																117	A	Drexel	46 58
																120	H	Toledo	74 63
																162	H	Penn St.	70 60
																163	A	Canisius	59 47
																182	A	Rhode Island	69 56
																183	H	Detroit	84 73
																204	H	Fordham	55 41
																205	H	Siena	57 40
																218	H	Massachusetts	66 41
																254	H	Niagara	67 55
																282	A	Colgate	62 38
LAST 12 Division I GAMES:																			
				117	A	Drexel	46 58					204	H	Fordham	55 41				
				218	H	Massachusetts	66 41					182	A	Rhode Island	69 56				
				83	H	Buffalo	59 32					163	A	Canisius	59 47				
				80	H	James Madison	56 45					254	H	Niagara	67 55				
				101	H	Georgetown	69 54					282	A	Colgate	62 38				
				114	A	Stony Brook	73 68					162	H	Penn St.	70 60				

Non-Div I Games:

St. Bonaventure

■ Loss, 
 ■ Non-Conf, 
 S Site, 
 ■ Home 
 ■ Away 
 N Neutral

## St. Francis Brooklyn

Through Games Of Jan. 10, 2016

Average RPI Win:	300	WON-LOST	WINNING	LAST 10	STRENGTH OF	OPP. STRENGTH	TEAM	ADJ.	CONF.	ADJ CONF.
Average RPI Loss:	231	RECORD	PCT. RANK	GAMES	SCHEDULE	OF SCHEDULE	RPI	RPI	RPI	RPI
DIV. I ONLY	3- 11	295	2- 8	341	326	341	341	31	31	
DIV. I NON-CONF.	3- 8	258	3- 6	335	318	337	337	32	32	
TOTALS	RPI 1-25	RPI 26-50	W-L RECORDS	RPI 51-100	RPI 101-150	RPI 150+				
3- 11	0- 0	0- 0	OVERALL	0- 1	0- 3	3- 7				
1- 3	0- 0	0- 0	HOME	0- 1	0- 1	1- 1				
1- 7	0- 0	0- 0	AWAY	0- 0	0- 1	1- 6				
1- 1	0- 0	0- 0	NEUTRAL	0- 0	0- 1	1- 0				
3- 8	0- 0	0- 0	NON-CONFERENCE	0- 1	0- 2	3- 5				
1- 2	0- 0	0- 0	HOME	0- 1	0- 0	1- 1				
1- 5	0- 0	0- 0	AWAY	0- 0	0- 1	1- 4				
1- 1	0- 0	0- 0	NEUTRAL	0- 0	0- 1	1- 0				
0- 3	0- 0	0- 0	CONFERENCE	0- 0	0- 1	0- 2				
0- 1	0- 0	0- 0	HOME	0- 0	0- 1	0- 0				
0- 2	0- 0	0- 0	AWAY	0- 0	0- 0	0- 2				
0- 0	0- 0	0- 0	NEUTRAL	0- 0	0- 0	0- 0				

RPI S	Opponent	Score	RPI S	Opponent	Score	RPI S	Opponent	Score	RPI S	Opponent	Score	Team's RPI: 341
						92 H	Army West Point	35 74	101 N	Georgetown	52 74	
									116 A	Georgia Tech	51 89	
									144 H	Robert Morris	53 62	
									228 A	Manhattan	53 61	
									265 H	Loyola Maryland	64 54	
									284 H	Rider	59 71	
									291 A	Vermont	59 55	
									296 A	Saint Peter's	40 44	
									308 A	Fairleigh Dickinson	61 65	
									313 A	Monmouth	54 63	
									324 A	Mt. St. Mary's	56 66	
									338 A	Lafayette	59 77	
									344 N	Norfolk St.	59 55	
LAST 12 Division I GAMES:												
144 H	Robert Morris	53 62	308 A	Fairleigh Dickinson	61 65							
324 A	Mt. St. Mary's	56 66	344 N	Norfolk St.	59 55							
338 A	Lafayette	59 77	313 A	Monmouth	54 63							
101 N	Georgetown	52 74	265 H	Loyola Maryland	64 54							
291 A	Vermont	59 55	228 A	Manhattan	53 61							
296 A	Saint Peter's	40 44	92 H	Army West Point	35 74							

Non-Div I Games:

St. Francis Brooklyn

■ Loss, 
 ■ Non-Conf, 
 ■ S Site, 
 ■ H Home 
 ■ A Away 
 N Neutral

Average RPI Win:	164	WON-LOST	WINNING	LAST 10	STRENGTH OF	OPP. STRENGTH	TEAM	ADJ.	CONF.	ADJ CONF.
Average RPI Loss:	21	RECORD	PCT. RANK	GAMES	SCHEDULE	OF SCHEDULE	RPI	RPI	RPI	RPI
DIV. I ONLY	13- 3	25	8- 2	163	12	48	48	6	6	
DIV. I NON-CONF.	9- 2	37	6- 1	195	30	39	39	6	6	
TOTALS	RPI 1-25	RPI 26-50	W-L RECORDS	RPI 51-100	RPI 101-150	RPI 150+				
13- 3	2- 2	1- 1	OVERALL	1- 0	2- 0	7- 0				
7- 1	1- 0	1- 1	HOME	1- 0	1- 0	3- 0				
6- 2	1- 2	0- 0	AWAY	0- 0	1- 0	4- 0				
0- 0	0- 0	0- 0	NEUTRAL	0- 0	0- 0	0- 0				
9- 2	1- 2	1- 0	NON-CONFERENCE	0- 0	1- 0	6- 0				
5- 0	0- 0	1- 0	HOME	0- 0	1- 0	3- 0				
4- 2	1- 2	0- 0	AWAY	0- 0	0- 0	3- 0				
0- 0	0- 0	0- 0	NEUTRAL	0- 0	0- 0	0- 0				
4- 1	1- 0	0- 1	CONFERENCE	1- 0	1- 0	1- 0				
2- 1	1- 0	0- 1	HOME	1- 0	0- 0	0- 0				
2- 0	0- 0	0- 0	AWAY	0- 0	1- 0	1- 0				
0- 0	0- 0	0- 0	NEUTRAL	0- 0	0- 0	0- 0				

RPI S	Opponent	Score	RPI S	Opponent	Score	Team's RPI: 48	RPI S	Opponent	Score	RPI S	Opponent	Score
13	A UCLA	58 73	27	H DePaul	61 71		97	H Marquette	81 77	106	A Creighton	66 55
16	A Rutgers	69 62	37	H South Fla.	74 70					125	H Yale	69 56
20	H Seton Hall	71 69								181	A Kansas	86 71
23	A Duquesne	57 76								193	A Providence	80 61
										232	H Marist	61 47
										253	A UCF	70 42
										263	H Fairfield	73 54
										286	H Sacred Heart	67 54
										319	A UC Irvine	85 63
LAST 12 Division I GAMES:												
20	H Seton Hall	71 69	27	H DePaul	61 71		193	A Providence	80 61			
97	H Marquette	81 77					106	A Creighton	66 55			
125	H Yale	69 56					263	H Fairfield	73 54			
181	A Kansas	86 71					23	A Duquesne	57 76			
286	H Sacred Heart	67 54					253	A UCF	70 42			
37	H South Fla.	74 70										

Non-Div I Games:

St. John's (NY)

## St. Mary's (CA)

Through Games Of Jan. 10, 2016

Average RPI Win:	158	WON-LOST	WINNING	LAST 10	STRENGTH OF	OPP. STRENGTH	TEAM	ADJ.	CONF.	ADJ CONF.
Average RPI Loss:	78	RECORD	PCT. RANK	GAMES	SCHEDULE	OF SCHEDULE	RPI	RPI	RPI	RPI
DIV. I ONLY	13- 4	50	8- 2	49	131	49	49	8	8	
DIV. I NON-CONF.	9- 2	37	4- 2	75	136	40	40	9	9	
TOTALS	RPI 1-25	RPI 26-50	W-L RECORDS	RPI 51-100	RPI 101-150	RPI 150+				
13- 4	0- 1	0- 1	OVERALL	4- 1	2- 0	7- 1				
6- 3	0- 0	0- 1	HOME	1- 1	1- 0	4- 1				
6- 1	0- 1	0- 0	AWAY	2- 0	1- 0	3- 0				
1- 0	0- 0	0- 0	NEUTRAL	1- 0	0- 0	0- 0				
9- 2	0- 0	0- 1	NON-CONFERENCE	3- 0	1- 0	5- 1				
4- 2	0- 0	0- 1	HOME	1- 0	1- 0	2- 1				
4- 0	0- 0	0- 0	AWAY	1- 0	0- 0	3- 0				
1- 0	0- 0	0- 0	NEUTRAL	1- 0	0- 0	0- 0				
4- 2	0- 1	0- 0	CONFERENCE	1- 1	1- 0	2- 0				
2- 1	0- 0	0- 0	HOME	0- 1	0- 0	2- 0				
2- 1	0- 1	0- 0	AWAY	1- 0	1- 0	0- 0				
0- 0	0- 0	0- 0	NEUTRAL	0- 0	0- 0	0- 0				

RPI 1-25				RPI 26-50				Team's RPI: 49				RPI 51-100				RPI 101+			
RPI	S	Opponent	Score	RPI	S	Opponent	Score	RPI	S	Opponent	Score	RPI	S	Opponent	Score	RPI	S	Opponent	Score
9	A	BYU	59 65	39	H	Missouri	78 95	55	H	Washington St.	75 71	121	H	Fresno St.	83 81				
								62	A	San Diego	73 68	140	A	San Francisco	78 68				
								67	A	California	64 63	155	A	Northern Colo.	65 52				
								75	H	Santa Clara	67 73	161	H	Cal Poly	87 83				
								76	N	Villanova	67 60	187	H	UC Davis	71 78				
												190	A	Wyoming	70 64				
												246	H	Loyola Marymount	72 57				
												248	H	San Jose St.	91 81				
												252	H	Pepperdine	88 72				
												275	A	CSUN	93 59				
LAST 12 Division I GAMES:																			
252	H	Pepperdine	88 72	62	A	San Diego	73 68												
246	H	Loyola Marymount	72 57	9	A	BYU	59 65												
76	N	Villanova	67 60	75	H	Santa Clara	67 73												
67	A	California	64 63	140	A	San Francisco	78 68												
187	H	UC Davis	71 78	161	H	Cal Poly	87 83												
39	H	Missouri	78 95	55	H	Washington St.	75 71												

Non-Div I Games:

St. Mary's (CA)

■ Loss, 
 ■ Non-Conf, 
 ■ S Site, 
 ■ H Home 
 ■ A Away 
 N Neutral

Average RPI Win: 94		WON-LOST	WINNING	LAST 10	STRENGTH OF	OPP. STRENGTH	TEAM	ADJ.	CONF.	ADJ CONF.
Average RPI Loss: 30		RECORD	PCT. RANK	GAMES	SCHEDULE	OF SCHEDULE	RPI	RPI	RPI	RPI
DIV. I ONLY		13- 3	25	8- 2	3	8	3	3	1	1
DIV. I NON-CONF.		10- 2	33	7- 1	3	18	3	3	1	1
TOTALS		RPI 1-25	RPI 26-50		W-L RECORDS		RPI 51-100	RPI 101-150	RPI 150+	
13- 3	3- 2	3- 0		OVERALL		2- 1	2- 0	3- 0		
7- 1	1- 0	3- 0		HOME		0- 1	1- 0	2- 0		
3- 2	0- 2	0- 0		AWAY		2- 0	0- 0	1- 0		
3- 0	2- 0	0- 0		NEUTRAL		0- 0	1- 0	0- 0		
10- 2	3- 1	2- 0		NON-CONFERENCE		1- 1	1- 0	3- 0		
5- 1	1- 0	2- 0		HOME		0- 1	0- 0	2- 0		
2- 1	0- 1	0- 0		AWAY		1- 0	0- 0	1- 0		
3- 0	2- 0	0- 0		NEUTRAL		0- 0	1- 0	0- 0		
3- 1	0- 1	1- 0		CONFERENCE		1- 0	1- 0	0- 0		
2- 0	0- 0	1- 0		HOME		0- 0	1- 0	0- 0		
1- 1	0- 1	0- 0		AWAY		1- 0	0- 0	0- 0		
0- 0	0- 0	0- 0		NEUTRAL		0- 0	0- 0	0- 0		

RPI	S	Opponent	Score	RPI	S	Opponent	Score	RPI	S	Opponent	Score	RPI	S	Opponent	Score
4	A	Texas	69 77	26	H	George Washington	84 63	69	A	Gonzaga	65 48	126	N	Missouri St.	82 65
10	H	Tennessee	69 55	38	H	Utah	72 52	72	A	Arizona	59 34	136	H	Colorado	71 56
12	A	Arizona St.	31 49	43	H	Chattanooga	73 30	75	H	Santa Clara	58 61	187	A	UC Davis	74 45
17	N	Dayton	74 66									206	H	Cornell	93 38
19	N	Purdue	71 65									268	H	CSU Bakersfield	83 41
LAST 12 Division I GAMES:															
136	H	Colorado	71 56	12	A	Arizona St.	31 49								
38	H	Utah	72 52	72	A	Arizona	59 34								
4	A	Texas	69 77	43	H	Chattanooga	73 30								
19	N	Purdue	71 65	268	H	CSU Bakersfield	83 41								
17	N	Dayton	74 66	206	H	Cornell	93 38								
126	N	Missouri St.	82 65	10	H	Tennessee	69 55								

Non-Div I Games:

Stanford

Average RPI Win:	200	WON-LOST	WINNING	LAST 10	STRENGTH OF	OPP. STRENGTH	TEAM	ADJ.	CONF.	ADJ CONF.
Average RPI Loss:	160	RECORD	PCT. RANK	GAMES	SCHEDULE	OF SCHEDULE	RPI	RPI	RPI	RPI
DIV. I ONLY	4- 7	237	3- 6	192	243	240	240	27	27	
DIV. I NON-CONF.	3- 5	218	3- 4	208	234	228	228	25	25	
TOTALS	RPI 1-25	RPI 26-50	W-L RECORDS	RPI 51-100	RPI 101-150	RPI 150+				
4- 7	0- 0	0- 0	OVERALL	0- 1	1- 3	3- 3				
2- 2	0- 0	0- 0	HOME	0- 0	1- 2	1- 0				
0- 3	0- 0	0- 0	AWAY	0- 1	0- 0	0- 2				
2- 2	0- 0	0- 0	NEUTRAL	0- 0	0- 1	2- 1				
3- 5	0- 0	0- 0	NON-CONFERENCE	0- 1	0- 2	3- 2				
1- 1	0- 0	0- 0	HOME	0- 0	0- 1	1- 0				
0- 2	0- 0	0- 0	AWAY	0- 1	0- 0	0- 1				
2- 2	0- 0	0- 0	NEUTRAL	0- 0	0- 1	2- 1				
1- 2	0- 0	0- 0	CONFERENCE	0- 0	1- 1	0- 1				
1- 1	0- 0	0- 0	HOME	0- 0	1- 1	0- 0				
0- 1	0- 0	0- 0	AWAY	0- 0	0- 0	0- 1				
0- 0	0- 0	0- 0	NEUTRAL	0- 0	0- 0	0- 0				

RPI 1-25			RPI 26-50			RPI 51-100			RPI 101+			Team's RPI: 240
RPI	S	Opponent	Score	RPI	S	Opponent	Score	RPI	S	Opponent	Score	
						93 A TCU	55 88	102 H		Central Ark.	53 55	
								122 H		McNeese St.	80 55	
								137 H		Texas-Arlington	63 67	
								150 N		Weber St.	46 56	
								160 N		IUPUI	55 62	
								167 N		SIUE	82 74	
								201 A		Louisiana Tech	44 76	
								249 H		Rice	59 45	
								262 N		Indiana St.	71 62	
								279 A		Southeastern La.	56 65	
LAST 12 Division I GAMES:												
102 H		Central Ark.	53 55	122 H		McNeese St.	80 55					
279 A		Southeastern La.	56 65	249 H		Rice	59 45					
262 N		Indiana St.	71 62	93 A		TCU	55 88					
167 N		SIUE	82 74	150 N		Weber St.	46 56					
201 A		Louisiana Tech	44 76	160 N		IUPUI	55 62					
				137 H		Texas-Arlington	63 67					

Non-Div I Games: Texas-Tyler 91 69 Tex. A&M-Commerce 75 65 LSU-Shreveport 94 39

Stephen F. Austin

Average RPI Win:	257	WON-LOST	WINNING	LAST 10	STRENGTH OF	OPP. STRENGTH	TEAM	ADJ.	CONF.	ADJ CONF.
Average RPI Loss:	111	RECORD	PCT. RANK	GAMES	SCHEDULE	OF SCHEDULE	RPI	RPI	RPI	RPI
DIV. I ONLY	6- 6	159	5- 4	254	103	188	188	28	28	
DIV. I NON-CONF.	6- 5	147	5- 4	288	124	190	190	28	28	
TOTALS	RPI 1-25	RPI 26-50	W-L RECORDS	RPI 51-100	RPI 101-150	RPI 150+				
6- 6	0- 1	0- 1	OVERALL	0- 1	1- 1	5- 2				
3- 1	0- 0	0- 0	HOME	0- 0	1- 0	2- 1				
3- 3	0- 1	0- 1	AWAY	0- 1	0- 0	3- 0				
0- 2	0- 0	0- 0	NEUTRAL	0- 0	0- 1	0- 1				
6- 5	0- 1	0- 1	NON-CONFERENCE	0- 0	1- 1	5- 2				
3- 1	0- 0	0- 0	HOME	0- 0	1- 0	2- 1				
3- 2	0- 1	0- 1	AWAY	0- 0	0- 0	3- 0				
0- 2	0- 0	0- 0	NEUTRAL	0- 0	0- 1	0- 1				
0- 1	0- 0	0- 0	CONFERENCE	0- 1	0- 0	0- 0				
0- 0	0- 0	0- 0	HOME	0- 0	0- 0	0- 0				
0- 1	0- 0	0- 0	AWAY	0- 1	0- 0	0- 0				
0- 0	0- 0	0- 0	NEUTRAL	0- 0	0- 0	0- 0				

RPI 1-25				RPI 26-50				RPI 51-100				RPI 101+ Team's RPI: 188			
RPI	S	Opponent	Score	RPI	S	Opponent	Score	RPI	S	Opponent	Score	RPI	S	Opponent	Score
10	A	Tennessee	56 90	46	A	Georgia	55 76	56	A	FGCU	48 61	127	N	Minnesota	69 72
												141	H	Hampton	68 59
												174	N	Boise St.	65 71
												238	A	UNCW	52 49
												253	H	UCF	83 68
												255	H	Georgia St.	72 80
												258	A	Bethune-Cookman	62 38
												310	H	Ga. Southern	79 57
												339	A	Eastern Ill.	68 66
LAST 12 Division I GAMES:															
56	A	FGCU	48 61	255	H	Georgia St.	72 80								
141	H	Hampton	68 59	310	H	Ga. Southern	79 57								
10	A	Tennessee	56 90	238	A	UNCW	52 49								
127	N	Minnesota	69 72	339	A	Eastern Ill.	68 66								
258	A	Bethune-Cookman	62 38	253	H	UCF	83 68								
46	A	Georgia	55 76	174	N	Boise St.	65 71								

Non-Div I Games: Trinity Baptist 107 30 Armstrong St. 61 45 Flagler 84 47

Stetson

Stony Brook

Through Games Of Jan. 10, 2016

Average RPI Win:	240	WON-LOST	WINNING	LAST 10	STRENGTH OF	OPP. STRENGTH	TEAM	ADJ.	CONF.	ADJ CONF.
Average RPI Loss:	90	RECORD	PCT. RANK	GAMES	SCHEDULE	OF SCHEDULE	RPI	RPI	RPI	RPI
DIV. I ONLY	10- 5	90	7- 3	193	216	114	114	16	16	
DIV. I NON-CONF.	8- 5	118	6- 4	139	216	112	112	17	17	
TOTALS	RPI 1-25	RPI 26-50	W-L RECORDS	RPI 51-100	RPI 101-150	RPI 150+				
10- 5	0- 0	0- 2	OVERALL	0- 1	1- 1	9- 1				
5- 2	0- 0	0- 1	HOME	0- 0	1- 0	4- 1				
5- 3	0- 0	0- 1	AWAY	0- 1	0- 1	5- 0				
0- 0	0- 0	0- 0	NEUTRAL	0- 0	0- 0	0- 0				
8- 5	0- 0	0- 2	NON-CONFERENCE	0- 1	1- 1	7- 1				
4- 2	0- 0	0- 1	HOME	0- 0	1- 0	3- 1				
4- 3	0- 0	0- 1	AWAY	0- 1	0- 1	4- 0				
0- 0	0- 0	0- 0	NEUTRAL	0- 0	0- 0	0- 0				
2- 0	0- 0	0- 0	CONFERENCE	0- 0	0- 0	2- 0				
1- 0	0- 0	0- 0	HOME	0- 0	0- 0	1- 0				
1- 0	0- 0	0- 0	AWAY	0- 0	0- 0	1- 0				
0- 0	0- 0	0- 0	NEUTRAL	0- 0	0- 0	0- 0				

RPI 1-25				RPI 26-50				RPI 51-100				RPI 101+				Team's RPI: 114	
RPI	S	Opponent	Score	RPI	S	Opponent	Score	RPI	S	Opponent	Score	RPI	S	Opponent	Score		
				34	H	St. Bonaventure	68 73	74	A	Hofstra	66 71	108	H	Iona	58 53		
				35	A	Syracuse	49 64					125	A	Yale	57 62		
												168	H	Harvard	64 63		
												172	A	Columbia	79 71		
												180	H	Ole Miss	57 72		
												206	A	Cornell	58 49		
												257	H	Binghamton	64 58		
												259	H	Morgan St.	46 42		
												296	A	Saint Peter's	69 35		
												307	A	UMass Lowell	64 50		
												311	H	LIU Brooklyn	71 54		
												320	A	Wagner	73 62		
LAST 12 Division I GAMES:																	
				307	A	UMass Lowell	64 50	311	H	LIU Brooklyn	71 54						
				257	H	Binghamton	64 58	320	A	Wagner	73 62						
				168	H	Harvard	64 63	259	H	Morgan St.	46 42						
				34	H	St. Bonaventure	68 73	125	A	Yale	57 62						
				180	H	Ole Miss	57 72	35	A	Syracuse	49 64						
				172	A	Columbia	79 71	206	A	Cornell	58 49						

Non-Div I Games:

Stony Brook

Loss, Non-Conf, S Site, H Home A Away N Neutral



## Syracuse

Through Games Of Jan. 10, 2016

Average RPI Win:	153	WON-LOST	WINNING	LAST 10	STRENGTH OF	OPP. STRENGTH	TEAM	ADJ.	CONF.	ADJ CONF.
Average RPI Loss:	39	RECORD	PCT. RANK	GAMES	SCHEDULE	OF SCHEDULE	RPI	RPI	RPI	RPI
DIV. I ONLY	12- 4	52	8- 2	39	33	35	35	5	5	
DIV. I NON-CONF.	10- 3	62	7- 2	87	39	44	44	5	5	
TOTALS	RPI 1-25	RPI 26-50	W-L RECORDS	RPI 51-100	RPI 101-150	RPI 150+				
12- 4	1- 2	1- 1	OVERALL	1- 1	2- 0	7- 0				
9- 1	1- 1	0- 0	HOME	1- 0	2- 0	5- 0				
1- 3	0- 1	0- 1	AWAY	0- 1	0- 0	1- 0				
2- 0	0- 0	1- 0	NEUTRAL	0- 0	0- 0	1- 0				
10- 3	0- 2	1- 1	NON-CONFERENCE	0- 0	2- 0	7- 0				
7- 1	0- 1	0- 0	HOME	0- 0	2- 0	5- 0				
1- 2	0- 1	0- 1	AWAY	0- 0	0- 0	1- 0				
2- 0	0- 0	1- 0	NEUTRAL	0- 0	0- 0	1- 0				
2- 1	1- 0	0- 0	CONFERENCE	1- 1	0- 0	0- 0				
2- 0	1- 0	0- 0	HOME	1- 0	0- 0	0- 0				
0- 1	0- 0	0- 0	AWAY	0- 1	0- 0	0- 0				
0- 0	0- 0	0- 0	NEUTRAL	0- 0	0- 0	0- 0				

RPI 1-25				RPI 26-50				Team's RPI: 35				RPI 51-100				RPI 101+			
RPI	S	Opponent	Score	RPI	S	Opponent	Score	RPI	S	Opponent	Score	RPI	S	Opponent	Score	RPI	S	Opponent	Score
10	A	Tennessee	55 57	35	N	Washington	66 62	64	H	Virginia Tech	60 39	114	H	Stony Brook	64 49				
12	H	Arizona St.	54 61	45	A	Maryland	64 82	89	A	North Carolina	73 77	117	H	Drexel	83 62				
25	H	Duke	86 50									164	H	Coppin St.	88 56				
												182	A	Rhode Island	57 54				
												185	H	UTRGV	91 32				
												204	N	Fordham	76 54				
												210	H	Jacksonville	65 49				
												259	H	Morgan St.	90 61				
												272	H	Howard	97 48				
LAST 12 Division I GAMES:																			
64	H	Virginia Tech	60 39	185	H	UTRGV	91 32												
89	A	North Carolina	73 77	272	H	Howard	97 48												
25	H	Duke	86 50	117	H	Drexel	83 62												
114	H	Stony Brook	64 49	210	H	Jacksonville	65 49												
45	A	Maryland	64 82	12	H	Arizona St.	54 61												
204	N	Fordham	76 54	164	H	Coppin St.	88 56												

Non-Div I Games:

Syracuse

■ Loss, 
 ■ Non-Conf, 
 ■ S Site, 
 ■ H Home 
 ■ A Away 
 N Neutral

TCUTCU

TCU

Page 282

Average RPI Win:	188	WON-LOST	WINNING	LAST 10	STRENGTH OF	OPP. STRENGTH	TEAM	ADJ.	CONF.	ADJ CONF.
Average RPI Loss:	84	RECORD	PCT. RANK	GAMES	SCHEDULE	OF SCHEDULE	RPI	RPI	RPI	RPI
DIV. I ONLY	10- 5	90	8- 2	208	36	98	98	7	7	
DIV. I NON-CONF.	6- 4	124	4- 3	162	29	106	106	7	7	
TOTALS	RPI 1-25	RPI 26-50	W-L RECORDS	RPI 51-100	RPI 101-150	RPI 150+				
10- 5	1- 2	0- 0	OVERALL	1- 1	0- 1	8- 1				
7- 1	1- 0	0- 0	HOME	1- 1	0- 0	5- 0				
3- 4	0- 1	0- 0	AWAY	0- 0	0- 0	3- 1				
0- 0	0- 0	0- 0	NEUTRAL	0- 0	0- 0	0- 0				
6- 4	1- 2	0- 0	NON-CONFERENCE	1- 1	0- 0	4- 1				
4- 1	1- 0	0- 0	HOME	1- 1	0- 0	2- 0				
2- 3	0- 2	0- 0	AWAY	0- 0	0- 0	2- 1				
0- 0	0- 0	0- 0	NEUTRAL	0- 0	0- 0	0- 0				
4- 1	0- 0	0- 0	CONFERENCE	0- 0	0- 1	4- 0				
3- 0	0- 0	0- 0	HOME	0- 0	0- 0	3- 0				
1- 1	0- 0	0- 0	AWAY	0- 0	0- 1	1- 0				
0- 0	0- 0	0- 0	NEUTRAL	0- 0	0- 0	0- 0				

RPI S	Opponent	Score	RPI S	Opponent	Score	RPI S	Opponent	Score	RPI S	Opponent	Score
16	A Rutgers	51 61				51	H Saint Joseph's	67 70	135	A SMU	67 69
18	A Florida St.	47 75				76	H Villanova	61 55	153	H Memphis	82 58
24	H Florida	97 91							175	H Tulsa	66 46
									176	H Cincinnati	74 51
									200	A Quinnipiac	56 58
									204	A Fordham	57 44
									207	A Houston	75 66
									286	H Sacred Heart	92 62
									290	A La Salle	77 48
									293	H Delaware St.	100 59
LAST 12 Division I GAMES:											
176	H Cincinnati	74 51	207	A Houston	75 66						
175	H Tulsa	66 46	153	H Memphis	82 58						
135	A SMU	67 69	293	H Delaware St.	100 59						
76	H Villanova	61 55	204	A Fordham	57 44						
51	H Saint Joseph's	67 70	286	H Sacred Heart	92 62						
200	A Quinnipiac	56 58	18	A Florida St.	47 75						

Non-Div I Games:

Temple

## Tennessee

Through Games Of Jan. 10, 2016

Average RPI Win:	105	WON-LOST	WINNING	LAST 10	STRENGTH OF	OPP. STRENGTH	TEAM	ADJ.	CONF.	ADJ CONF.
Average RPI Loss:	24	RECORD	PCT. RANK	GAMES	SCHEDULE	OF SCHEDULE	RPI	RPI	RPI	RPI
DIV. I ONLY	11- 4	67	6- 4	1	42	10	10	3	3	
DIV. I NON-CONF.	9- 3	69	6- 3	4	37	10	10	2	2	
TOTALS	RPI 1-25	RPI 26-50	W-L RECORDS	RPI 51-100	RPI 101-150	RPI 150+				
11- 4	1- 3	4- 0	OVERALL	1- 1	2- 0	3- 0				
8- 3	0- 2	3- 0	HOME	1- 1	2- 0	2- 0				
3- 1	1- 1	1- 0	AWAY	0- 0	0- 0	1- 0				
0- 0	0- 0	0- 0	NEUTRAL	0- 0	0- 0	0- 0				
9- 3	1- 2	3- 0	NON-CONFERENCE	0- 1	2- 0	3- 0				
7- 2	0- 1	3- 0	HOME	0- 1	2- 0	2- 0				
2- 1	1- 1	0- 0	AWAY	0- 0	0- 0	1- 0				
0- 0	0- 0	0- 0	NEUTRAL	0- 0	0- 0	0- 0				
2- 1	0- 1	1- 0	CONFERENCE	1- 0	0- 0	0- 0				
1- 1	0- 1	0- 0	HOME	1- 0	0- 0	0- 0				
1- 0	0- 0	1- 0	AWAY	0- 0	0- 0	0- 0				
0- 0	0- 0	0- 0	NEUTRAL	0- 0	0- 0	0- 0				

RPI 1-25				Team's RPI: 10		RPI 26-50				RPI 51-100				RPI 101+					
RPI	S	Opponent	Score		RPI	S	Opponent	Score		RPI	S	Opponent	Score		RPI	S	Opponent	Score	
3	A	Stanford	55	69	35	H	Syracuse	57	55	64	H	Virginia Tech	43	57	102	H	Central Ark.	102	47
4	H	Texas	53	64	39	A	Missouri	71	55	79	H	Auburn	79	52	139	H	ETSU	85	49
15	A	Oregon St.	53	50	43	H	Chattanooga	59	57						162	H	Penn St.	74	66
24	H	Florida	66	74	50	H	Albany (NY)	63	55						188	H	Stetson	90	56
															298	A	Wichita St.	58	51
LAST 12 Division I GAMES:																			
					79	H	Auburn	79	52	188	H	Stetson	90	56					
					24	H	Florida	66	74	15	A	Oregon St.	53	50					
					39	A	Missouri	71	55	3	A	Stanford	55	69					
					4	H	Texas	53	64	298	A	Wichita St.	58	51					
					50	H	Albany (NY)	63	55	64	H	Virginia Tech	43	57					
					43	H	Chattanooga	59	57	139	H	ETSU	85	49					

## Tennessee St.

Through Games Of Jan. 10, 2016

Average RPI Win:	288	WON-LOST	WINNING	LAST 10	STRENGTH OF	OPP. STRENGTH	TEAM	ADJ.	CONF.	ADJ CONF.
Average RPI Loss:	102	RECORD	PCT. RANK	GAMES	SCHEDULE	OF SCHEDULE	RPI	RPI	RPI	RPI
DIV. I ONLY	5- 9	241	3- 6	152	188	197	197	23	23	
DIV. I NON-CONF.	3- 8	258	2- 5	83	165	205	205	22	22	
TOTALS	RPI 1-25	RPI 26-50	W-L RECORDS	RPI 51-100	RPI 101-150	RPI 150+				
5- 9	0- 1	0- 1	OVERALL	0- 3	0- 2	5- 2				
3- 0	0- 0	0- 0	HOME	0- 0	0- 0	3- 0				
1- 7	0- 1	0- 1	AWAY	0- 2	0- 2	1- 1				
1- 2	0- 0	0- 0	NEUTRAL	0- 1	0- 0	1- 1				
3- 8	0- 1	0- 1	NON-CONFERENCE	0- 3	0- 2	3- 1				
2- 0	0- 0	0- 0	HOME	0- 0	0- 0	2- 0				
0- 6	0- 1	0- 1	AWAY	0- 2	0- 2	0- 0				
1- 2	0- 0	0- 0	NEUTRAL	0- 1	0- 0	1- 1				
2- 1	0- 0	0- 0	CONFERENCE	0- 0	0- 0	2- 1				
1- 0	0- 0	0- 0	HOME	0- 0	0- 0	1- 0				
1- 1	0- 0	0- 0	AWAY	0- 0	0- 0	1- 1				
0- 0	0- 0	0- 0	NEUTRAL	0- 0	0- 0	0- 0				

RPI 1-25				RPI 26-50				RPI 51-100				RPI 101+ Team's RPI: 197			
RPI	S	Opponent	Score	RPI	S	Opponent	Score	RPI	S	Opponent	Score	RPI	S	Opponent	Score
8	A	Kentucky	39 81	33	A	Mississippi St.	54 82	73	A	Indiana	56 88	113	A	Southern Ill.	70 79
								82	A	Youngstown St.	58 69	115	A	Illinois	43 98
								94	N	Fla. Atlantic	64 69	167	H	SIUE	73 61
												184	A	Southeast Mo. St.	65 75
												212	N	Utah St.	46 63
												269	H	Texas Southern	72 56
												321	H	Lipscomb	77 65
												339	A	Eastern Ill.	62 53
												346	N	Alabama St.	74 64
LAST 12 Division I GAMES:															
167	H	SIUE	73 61	82	A	Youngstown St.	58 69	8	A	Kentucky	39 81				
339	A	Eastern Ill.	62 53	94	N	Fla. Atlantic	64 69	212	N	Utah St.	46 63				
184	A	Southeast Mo. St.	65 75	321	H	Lipscomb	77 65								
269	H	Texas Southern	72 56	33	A	Mississippi St.	54 82								
115	A	Illinois	43 98												
113	A	Southern Ill.	70 79												

Non-Div I Games: Lane 75 44 North Ala. 58 40

Tennessee St.

Loss, Non-Conf, S Site, H Home A Away N Neutral

## Tennessee Tech

Through Games Of Jan. 10, 2016

Average RPI Win:	295	WON-LOST	WINNING	LAST 10	STRENGTH OF	OPP. STRENGTH	TEAM	ADJ.	CONF.	ADJ CONF.
Average RPI Loss:	147	RECORD	PCT. RANK	GAMES	SCHEDULE	OF SCHEDULE	RPI	RPI	RPI	RPI
DIV. I ONLY	5- 12	265	3- 7	249	204	285	285	23	23	
DIV. I NON-CONF.	4- 9	245	2- 6	149	185	243	243	22	22	
TOTALS	RPI 1-25	RPI 26-50	W-L RECORDS	RPI 51-100	RPI 101-150	RPI 150+				
5- 12	0- 0	0- 2	OVERALL	0- 2	0- 2	5- 6				
4- 6	0- 0	0- 1	HOME	0- 1	0- 1	4- 3				
1- 6	0- 0	0- 1	AWAY	0- 1	0- 1	1- 3				
0- 0	0- 0	0- 0	NEUTRAL	0- 0	0- 0	0- 0				
4- 9	0- 0	0- 2	NON-CONFERENCE	0- 2	0- 2	4- 3				
3- 5	0- 0	0- 1	HOME	0- 1	0- 1	3- 2				
1- 4	0- 0	0- 1	AWAY	0- 1	0- 1	1- 1				
0- 0	0- 0	0- 0	NEUTRAL	0- 0	0- 0	0- 0				
1- 3	0- 0	0- 0	CONFERENCE	0- 0	0- 0	1- 3				
1- 1	0- 0	0- 0	HOME	0- 0	0- 0	1- 1				
0- 2	0- 0	0- 0	AWAY	0- 0	0- 0	0- 2				
0- 0	0- 0	0- 0	NEUTRAL	0- 0	0- 0	0- 0				

RPI 1-25				RPI 26-50				RPI 51-100				RPI 101+				Team's RPI: 285
RPI	S	Opponent	Score	RPI	S	Opponent	Score	RPI	S	Opponent	Score	RPI	S	Opponent	Score	
				28	H	Louisville	54 76	78	H	Arkansas St.	55 77	138	H	Southern Miss.	57 69	
				46	A	Georgia	48 81	88	A	Middle Tenn.	53 69	143	A	Xavier	47 64	
												151	H	Mercer	47 63	
												167	H	SIUE	68 83	
												171	A	Northern Ky.	62 88	
												227	H	Clemson	53 71	
												233	A	Austin Peay	75 91	
												255	H	Georgia St.	72 65	
												261	A	UNCG	73 64	
												298	A	Murray St.	50 56	
												298	H	Wichita St.	54 48	
												321	H	Lipscomb	81 70	
												339	H	Eastern Ill.	81 74	
LAST 12 Division I GAMES:																
				233	A	Austin Peay	75 91					339	H	Eastern Ill.	81 74	
				298	A	Murray St.	50 56					46	A	Georgia	48 81	
				167	H	SIUE	68 83					298	H	Wichita St.	54 48	
				261	A	UNCG	73 64					88	A	Middle Tenn.	53 69	
				143	A	Xavier	47 64					28	H	Louisville	54 76	
				138	H	Southern Miss.	57 69					227	H	Clemson	53 71	

Non-Div I Games:

Tennessee Tech

■ Loss, 
■ Non-Conf, 
■ S Site, 
■ H Home 
■ A Away 
N Neutral

Average RPI Win:	124	WON-LOST	WINNING	LAST 10	STRENGTH OF	OPP. STRENGTH	TEAM	ADJ.	CONF.	ADJ CONF.
Average RPI Loss:	0	RECORD	PCT. RANK	GAMES	SCHEDULE	OF SCHEDULE	RPI	RPI	RPI	RPI
DIV. I ONLY	15- 0	1	10- 0	45	15	4	4	2	2	
DIV. I NON-CONF.	11- 0	1	8- 0	161	9	12	12	3	3	
TOTALS	RPI 1-25	RPI 26-50	W-L RECORDS	RPI 51-100	RPI 101-150	RPI 150+				
15- 0	2- 0	3- 0	OVERALL	1- 0	3- 0	6- 0				
9- 0	1- 0	1- 0	HOME	1- 0	3- 0	3- 0				
5- 0	1- 0	2- 0	AWAY	0- 0	0- 0	2- 0				
1- 0	0- 0	0- 0	NEUTRAL	0- 0	0- 0	1- 0				
11- 0	2- 0	1- 0	NON-CONFERENCE	0- 0	2- 0	6- 0				
7- 0	1- 0	1- 0	HOME	0- 0	2- 0	3- 0				
3- 0	1- 0	0- 0	AWAY	0- 0	0- 0	2- 0				
1- 0	0- 0	0- 0	NEUTRAL	0- 0	0- 0	1- 0				
4- 0	0- 0	2- 0	CONFERENCE	1- 0	1- 0	0- 0				
2- 0	0- 0	0- 0	HOME	1- 0	1- 0	0- 0				
2- 0	0- 0	2- 0	AWAY	0- 0	0- 0	0- 0				
0- 0	0- 0	0- 0	NEUTRAL	0- 0	0- 0	0- 0				

RPI 1-25				Team's RPI: 4				RPI 26-50				RPI 51-100				RPI 101+			
RPI	S	Opponent	Score	RPI	S	Opponent	Score	RPI	S	Opponent	Score	RPI	S	Opponent	Score				
3	H	Stanford	77 69	33	H	Mississippi St.	53 47	77	H	Iowa St.	75 54	118	H	Northwestern St.	86 33				
10	A	Tennessee	64 53	40	A	Oklahoma St.	78 48					134	H	Texas Tech	86 62				
				42	A	West Virginia	65 54					141	H	Hampton	79 52				
												163	H	Canisius	92 62				
												178	N	Arkansas	61 50				
												202	A	Little Rock	66 56				
												214	H	Sam Houston St.	83 49				
												249	A	Rice	70 47				
												256	H	UTSA	90 53				
LAST 12 Division I GAMES:																			
				40	A	Oklahoma St.	78 48	42	A	West Virginia	65 54								
				77	H	Iowa St.	75 54	214	H	Sam Houston St.	83 49								
				134	H	Texas Tech	86 62	178	N	Arkansas	61 50								
				33	H	Mississippi St.	53 47	163	H	Canisius	92 62								
				10	A	Tennessee	64 53	3	H	Stanford	77 69								
				141	H	Hampton	79 52	202	A	Little Rock	66 56								

Non-Div I Games:

Texas

Average RPI Win: 121		WON-LOST	WINNING	LAST 10	STRENGTH OF	OPP. STRENGTH	TEAM	ADJ.	CONF.	ADJ CONF.
Average RPI Loss: 55		RECORD	PCT. RANK	GAMES	SCHEDULE	OF SCHEDULE	RPI	RPI	RPI	RPI
DIV. I ONLY		12- 4	52	7- 3	41	4	32	32	3	3
DIV. I NON-CONF.		10- 3	62	6- 3	37	6	25	25	2	2
TOTALS	RPI 1-25		RPI 26-50		W-L RECORDS	RPI 51-100	RPI 101-150		RPI 150+	
12- 4	1- 2		2- 1		OVERALL	2- 0	3- 0		4- 1	
7- 1	0- 0		1- 1		HOME	1- 0	1- 0		4- 0	
2- 1	1- 0		0- 0		AWAY	0- 0	1- 0		0- 0	
3- 2	0- 2		1- 0		NEUTRAL	1- 0	1- 0		0- 0	
10- 3	1- 2		1- 1		NON-CONFERENCE	2- 0	2- 0		4- 0	
6- 1	0- 0		0- 1		HOME	1- 0	1- 0		4- 0	
1- 0	1- 0		0- 0		AWAY	0- 0	0- 0		0- 0	
3- 2	0- 2		1- 0		NEUTRAL	1- 0	1- 0		0- 0	
2- 1	0- 0		1- 0		CONFERENCE	0- 0	1- 0		0- 1	
1- 0	0- 0		1- 0		HOME	0- 0	0- 0		0- 0	
1- 1	0- 0		0- 0		AWAY	0- 0	1- 0		0- 1	
0- 0	0- 0		0- 0		NEUTRAL	0- 0	0- 0		0- 0	

RPI 1-25				RPI 26-50				Team's RPI: 32				RPI 51-100				RPI 101+			
RPI	S	Opponent	Score	RPI	S	Opponent	Score	RPI	S	Opponent	Score	RPI	S	Opponent	Score	RPI	S	Opponent	Score
5	N	Ohio St.	80 95	27	H	DePaul	66 80	67	N	California	75 58	103	N	Hawaii	82 41				
9	N	BYU	64 72	29	N	Oklahoma	74 68	93	H	TCU	82 78	132	A	LSU	53 35				
25	A	Duke	72 66	46	H	Georgia	73 62					135	H	SMU	67 55				
												156	H	Southern U.	88 47				
												158	H	Texas St.	87 50				
												178	A	Arkansas	61 67				
												202	H	Little Rock	69 39				
												303	H	Prairie View	88 30				
LAST 12 Division I GAMES:																			
				132	A	LSU	53 35	303	H	Prairie View	88 30								
				178	A	Arkansas	61 67	202	H	Little Rock	69 39								
				46	H	Georgia	73 62	29	N	Oklahoma	74 68								
				103	N	Hawaii	82 41	27	H	DePaul	66 80								
				5	N	Ohio St.	80 95	135	H	SMU	67 55								
				67	N	California	75 58	9	N	BYU	64 72								

Non-Div I Games:

Texas A&amp;M

Loss, Non-Conf, S Site, H Home A Away N Neutral



Average RPI Win: 274				WON-LOST		WINNING		LAST 10		STRENGTH OF		OPP. STRENGTH		TEAM		ADJ.		CONF.		ADJ CONF.	
Average RPI Loss: 171				RECORD		PCT. RANK		GAMES		SCHEDULE		OF SCHEDULE		RPI		RPI		RPI		RPI	
DIV. I ONLY				7- 6		143		7- 3		347		126		269		269		32		32	
DIV. I NON-CONF.				4- 6		201		4- 5		344		120		294		294		31		31	
TOTALS				RPI 1-25		RPI 26-50		W-L RECORDS		RPI 51-100		RPI 101-150		RPI 150+							
7- 6				0- 0		0- 1		OVERALL		0- 0		0- 1		7- 4							
4- 2				0- 0		0- 0		HOME		0- 0		0- 0		4- 2							
2- 4				0- 0		0- 1		AWAY		0- 0		0- 1		2- 2							
1- 0				0- 0		0- 0		NEUTRAL		0- 0		0- 0		1- 0							
4- 6				0- 0		0- 1		NON-CONFERENCE		0- 0		0- 1		4- 4							
1- 2				0- 0		0- 0		HOME		0- 0		0- 0		1- 2							
2- 4				0- 0		0- 1		AWAY		0- 0		0- 1		2- 2							
1- 0				0- 0		0- 0		NEUTRAL		0- 0		0- 0		1- 0							
3- 0				0- 0		0- 0		CONFERENCE		0- 0		0- 0		3- 0							
3- 0				0- 0		0- 0		HOME		0- 0		0- 0		3- 0							
0- 0				0- 0		0- 0		AWAY		0- 0		0- 0		0- 0							
0- 0				0- 0		0- 0		NEUTRAL		0- 0		0- 0		0- 0							

RPI 1-25				RPI 26-50				RPI 51-100				RPI 101+				Team's RPI: 269	
RPI	S	Opponent	Score	RPI	S	Opponent	Score	RPI	S	Opponent	Score	RPI	S	Opponent	Score		
				40	A	Oklahoma St.	52 87					132	A	LSU	36 86		
												156	H	Southern U.	59 45		
												181	A	Kansas	65 72		
												197	A	Tennessee St.	56 72		
												214	H	Sam Houston St.	51 53		
												249	A	Rice	69 66		
												256	A	UTSA	59 44		
												260	H	Houston Baptist	65 77		
												303	H	Prairie View	72 65		
												306	H	Alcorn	68 39		
												321	N	Lipscomb	66 62		
												326	H	A&M-Corpus Christi	51 43		
LAST 12 Division I GAMES:																	
				303	H	Prairie View	72 65	256	A	UTSA	59 44						
				306	H	Alcorn	68 39	249	A	Rice	69 66						
				156	H	Southern U.	59 45	326	H	A&M-Corpus Christi	51 43						
				321	N	Lipscomb	66 62	214	H	Sam Houston St.	51 53						
				197	A	Tennessee St.	56 72	260	H	Houston Baptist	65 77						
				40	A	Oklahoma St.	52 87	132	A	LSU	36 86						

Non-Div I Games:

Texas Southern

Loss, Non-Conf, S Site, H Home A Away N Neutral

Average RPI Win:	255	WON-LOST	WINNING	LAST 10	STRENGTH OF	OPP. STRENGTH	TEAM	ADJ.	CONF.	ADJ CONF.
Average RPI Loss:	88	RECORD	PCT. RANK	GAMES	SCHEDULE	OF SCHEDULE	RPI	RPI	RPI	RPI
DIV. I ONLY	5- 6	192	4- 5	100	151	158	158	20	20	
DIV. I NON-CONF.	3- 5	218	3- 4	44	67	139	139	21	21	
TOTALS	RPI 1-25	RPI 26-50	W-L RECORDS	RPI 51-100	RPI 101-150	RPI 150+				
5- 6	0- 1	0- 2	OVERALL	0- 1	0- 1	5- 1				
4- 0	0- 0	0- 0	HOME	0- 0	0- 0	4- 0				
1- 3	0- 0	0- 2	AWAY	0- 0	0- 0	1- 1				
0- 3	0- 1	0- 0	NEUTRAL	0- 1	0- 1	0- 0				
3- 5	0- 1	0- 2	NON-CONFERENCE	0- 1	0- 1	3- 0				
2- 0	0- 0	0- 0	HOME	0- 0	0- 0	2- 0				
1- 2	0- 0	0- 2	AWAY	0- 0	0- 0	1- 0				
0- 3	0- 1	0- 0	NEUTRAL	0- 1	0- 1	0- 0				
2- 1	0- 0	0- 0	CONFERENCE	0- 0	0- 0	2- 1				
2- 0	0- 0	0- 0	HOME	0- 0	0- 0	2- 0				
0- 1	0- 0	0- 0	AWAY	0- 0	0- 0	0- 1				
0- 0	0- 0	0- 0	NEUTRAL	0- 0	0- 0	0- 0				

RPI 1-25				RPI 26-50				RPI 51-100				RPI 101+				Team's RPI: 158	
RPI	S	Opponent	Score	RPI	S	Opponent	Score	RPI	S	Opponent	Score	RPI	S	Opponent	Score		
25	N	Duke	34 85	32	A	Texas A&M	50 87	77	N	Iowa St.	61 83	119	N	Idaho	55 75		
				39	A	Missouri	56 82					196	H	North Texas	64 62		
												236	A	Appalachian St.	71 90		
												255	H	Georgia St.	80 71		
												256	H	UTSA	72 64		
												260	A	Houston Baptist	71 66		
												310	H	Ga. Southern	61 56		
LAST 12 Division I GAMES:																	
				236	A	Appalachian St.	71 90	39	A	Missouri	56 82						
				255	H	Georgia St.	80 71	260	A	Houston Baptist	71 66						
				310	H	Ga. Southern	61 56	256	H	UTSA	72 64						
				196	H	North Texas	64 62	25	N	Duke	34 85						
				32	A	Texas A&M	50 87	119	N	Idaho	55 75						
								77	N	Iowa St.	61 83						

Non-Div I Games: Tex. A&M-Commerce 80 60 St. Edward's 52 44

Texas St.

Loss, Non-Conf, S Site, H Home A Away N Neutral

Average RPI Win:	211	WON-LOST	WINNING	LAST 10	STRENGTH OF	OPP. STRENGTH	TEAM	ADJ.	CONF.	ADJ CONF.
Average RPI Loss:	48	RECORD	PCT. RANK	GAMES	SCHEDULE	OF SCHEDULE	RPI	RPI	RPI	RPI
DIV. I ONLY	9- 6	120	5- 5	132	52	134	134	2	2	
DIV. I NON-CONF.	9- 2	37	6- 2	292	92	124	124	3	3	
TOTALS	RPI 1-25	RPI 26-50	W-L RECORDS	RPI 51-100	RPI 101-150	RPI 150+				
9- 6	0- 1	1- 3	OVERALL	0- 2	2- 0	6- 0				
8- 2	0- 0	1- 1	HOME	0- 1	2- 0	5- 0				
0- 3	0- 0	0- 0	AWAY	0- 0	0- 0	0- 0				
1- 1	0- 0	0- 1	NEUTRAL	0- 0	0- 0	1- 0				
9- 2	0- 0	1- 1	NON-CONFERENCE	0- 1	2- 0	6- 0				
8- 0	0- 0	1- 0	HOME	0- 0	2- 0	5- 0				
0- 1	0- 0	0- 0	AWAY	0- 1	0- 0	0- 0				
1- 1	0- 0	0- 1	NEUTRAL	0- 0	0- 0	1- 0				
0- 4	0- 1	0- 2	CONFERENCE	0- 1	0- 0	0- 0				
0- 2	0- 0	0- 1	HOME	0- 1	0- 0	0- 0				
0- 2	0- 1	0- 1	AWAY	0- 0	0- 0	0- 0				
0- 0	0- 0	0- 0	NEUTRAL	0- 0	0- 0	0- 0				

RPI 1-25				RPI 26-50				RPI 51-100				RPI 101+ Team's RPI: 134			
RPI	S	Opponent	Score	RPI	S	Opponent	Score	RPI	S	Opponent	Score	RPI	S	Opponent	Score
4	A	Texas	62 86	30	H	Abilene Christian	71 65	75	A	Santa Clara	70 75	119	H	Idaho	78 62
				35	N	Washington	73 77	93	H	TCU	69 78	123	H	Idaho St.	79 64
				40	H	Oklahoma St.	46 69					204	N	Fordham	62 48
				42	A	West Virginia	57 79					226	H	Grambling	70 55
												254	H	Niagara	79 45
												279	H	Southeastern La.	113 51
												332	H	Ark.-Pine Bluff	84 40
												336	H	Incarnate Word	70 55
LAST 12 Division I GAMES:															
				42	A	West Virginia	57 79	332	H	Ark.-Pine Bluff	84 40				
				40	H	Oklahoma St.	46 69	226	H	Grambling	70 55				
				4	A	Texas	62 86	336	H	Incarnate Word	70 55				
				93	H	TCU	69 78	75	A	Santa Clara	70 75				
				35	N	Washington	73 77	119	H	Idaho	78 62				
				204	N	Fordham	62 48	30	H	Abilene Christian	71 65				

Non-Div I Games:

Texas Tech

■ Loss, 
 ■ Non-Conf, S Site, 
 ■ Home 
 ■ Away 
 N Neutral

Texas-Arlington

Through Games Of Jan. 10, 2016

Average RPI Win:	252	WON-LOST	WINNING	LAST 10	STRENGTH OF	OPP. STRENGTH	TEAM	ADJ.	CONF.	ADJ CONF.
Average RPI Loss:	84	RECORD	PCT. RANK	GAMES	SCHEDULE	OF SCHEDULE	RPI	RPI	RPI	RPI
DIV. I ONLY	6- 6	159	5- 4	94	207	137	137	20	20	
DIV. I NON-CONF.	4- 5	193	4- 4	42	134	110	110	21	21	
TOTALS	RPI 1-25	RPI 26-50	W-L RECORDS	RPI 51-100	RPI 101-150	RPI 150+				
6- 6	0- 2	0- 1	OVERALL	0- 1	0- 1	6- 1				
2- 4	0- 1	0- 1	HOME	0- 0	0- 1	2- 1				
4- 2	0- 1	0- 0	AWAY	0- 1	0- 0	4- 0				
0- 0	0- 0	0- 0	NEUTRAL	0- 0	0- 0	0- 0				
4- 5	0- 2	0- 1	NON-CONFERENCE	0- 1	0- 1	4- 0				
1- 3	0- 1	0- 1	HOME	0- 0	0- 1	1- 0				
3- 2	0- 1	0- 0	AWAY	0- 1	0- 0	3- 0				
0- 0	0- 0	0- 0	NEUTRAL	0- 0	0- 0	0- 0				
2- 1	0- 0	0- 0	CONFERENCE	0- 0	0- 0	2- 1				
1- 1	0- 0	0- 0	HOME	0- 0	0- 0	1- 1				
1- 0	0- 0	0- 0	AWAY	0- 0	0- 0	1- 0				
0- 0	0- 0	0- 0	NEUTRAL	0- 0	0- 0	0- 0				

RPI 1-25				RPI 26-50				RPI 51-100				RPI 101+ Team's RPI: 137			
RPI	S	Opponent	Score	RPI	S	Opponent	Score	RPI	S	Opponent	Score	RPI	S	Opponent	Score
7	A	Baylor	20 62	44	H	Western Ky.	64 73	58	A	Kansas St.	41 61	122	H	McNeese St.	57 63
20	H	Seton Hall	54 61									210	H	Jacksonville	56 54
												236	A	Appalachian St.	76 45
												240	A	Stephen F. Austin	67 63
												255	H	Georgia St.	63 68
												256	A	UTSA	51 47
												260	A	Houston Baptist	64 40
												310	H	Ga. Southern	70 31
LAST 12 Division I GAMES:															
236	A	Appalachian St.	76 45	260	A	Houston Baptist	64 40	44	H	Western Ky.	64 73	58	A	Kansas St.	41 61
310	H	Ga. Southern	70 31	240	A	Stephen F. Austin	67 63	20	H	Seton Hall	54 61	122	H	McNeese St.	57 63
255	H	Georgia St.	63 68												
256	A	UTSA	51 47												
210	H	Jacksonville	56 54												
7	A	Baylor	20 62												

Non-Div I Games: Missouri Valley 96 30

Texas-Arlington

Loss, Non-Conf, S Site, H Home A Away N Neutral

Average RPI Win:	220	WON-LOST	WINNING	LAST 10	STRENGTH OF	OPP. STRENGTH	TEAM	ADJ.	CONF.	ADJ CONF.
Average RPI Loss:	57	RECORD	PCT. RANK	GAMES	SCHEDULE	OF SCHEDULE	RPI	RPI	RPI	RPI
DIV. I ONLY	7- 7	159	7- 3	65	100	120	120	10	10	
DIV. I NON-CONF.	5- 6	180	5- 4	45	101	125	125	10	10	
TOTALS	RPI 1-25	RPI 26-50	W-L RECORDS	RPI 51-100	RPI 101-150	RPI 150+				
7- 7	0- 2	0- 2	OVERALL	2- 2	0- 0	5- 1				
4- 2	0- 1	0- 0	HOME	1- 1	0- 0	3- 0				
1- 3	0- 0	0- 0	AWAY	0- 0	0- 0	1- 0				
2- 2	0- 0	0- 1	NEUTRAL	1- 0	0- 0	1- 1				
5- 6	0- 2	0- 2	NON-CONFERENCE	1- 1	0- 0	4- 1				
2- 2	0- 1	0- 0	HOME	0- 1	0- 0	2- 0				
1- 2	0- 1	0- 1	AWAY	0- 0	0- 0	1- 0				
2- 2	0- 0	0- 1	NEUTRAL	1- 0	0- 0	1- 1				
2- 1	0- 0	0- 0	CONFERENCE	1- 1	0- 0	1- 0				
2- 0	0- 0	0- 0	HOME	1- 0	0- 0	1- 0				
0- 1	0- 0	0- 0	AWAY	0- 1	0- 0	0- 0				
0- 0	0- 0	0- 0	NEUTRAL	0- 0	0- 0	0- 0				

RPI 1-25				RPI 26-50				RPI 51-100				RPI 101+ Team's RPI: 120			
RPI	S	Opponent	Score	RPI	S	Opponent	Score	RPI	S	Opponent	Score	RPI	S	Opponent	Score
1	A	Notre Dame	39 74	34	A	St. Bonaventure	63 74	57	A	Ball St.	69 75	168	N	Harvard	70 76
17	H	Dayton	57 83	50	N	Albany (NY)	55 63	72	H	Arizona	59 62	172	N	Columbia	88 75
								90	N	VCU	80 61	209	A	Ill.-Chicago	60 51
								99	H	Western Mich.	80 73	315	H	Cleveland St.	66 53
												325	H	Kent St.	73 67
												332	H	Ark.-Pine Bluff	74 47
LAST 12 Division I GAMES:															
				99	H	Western Mich.	80 73	209	A	Ill.-Chicago	60 51				
				325	H	Kent St.	73 67	315	H	Cleveland St.	66 53				
				57	A	Ball St.	69 75	90	N	VCU	80 61				
				332	H	Ark.-Pine Bluff	74 47	172	N	Columbia	88 75				
				168	N	Harvard	70 76	17	H	Dayton	57 83				
				50	N	Albany (NY)	55 63	34	A	St. Bonaventure	63 74				

Non-Div I Games:

Toledo

Average RPI Win: <b>236</b>	WON-LOST	WINNING	LAST 10	STRENGTH OF	OPP. STRENGTH	TEAM	ADJ.	CONF.	ADJ CONF.
Average RPI Loss: <b>182</b>	RECORD	PCT. RANK	GAMES	SCHEDULE	OF SCHEDULE	RPI	RPI	RPI	RPI
DIV. I ONLY	4- 10	267	3- 7	247	297	280	280	13	13
DIV. I NON-CONF.	3- 8	258	3- 6	264	290	301	301	12	12
TOTALS	RPI 1-25	RPI 26-50	W-L RECORDS	RPI 51-100	RPI 101-150	RPI 150+			
4- 10	0- 0	0- 0	OVERALL	0- 1	0- 2	4- 7			
2- 4	0- 0	0- 0	HOME	0- 1	0- 0	2- 3			
1- 6	0- 0	0- 0	AWAY	0- 0	0- 2	1- 4			
1- 0	0- 0	0- 0	NEUTRAL	0- 0	0- 0	1- 0			
3- 8	0- 0	0- 0	NON-CONFERENCE	0- 1	0- 2	3- 5			
2- 2	0- 0	0- 0	HOME	0- 1	0- 0	2- 1			
0- 6	0- 0	0- 0	AWAY	0- 0	0- 2	0- 4			
1- 0	0- 0	0- 0	NEUTRAL	0- 0	0- 0	1- 0			
1- 2	0- 0	0- 0	CONFERENCE	0- 0	0- 0	1- 2			
0- 2	0- 0	0- 0	HOME	0- 0	0- 0	0- 2			
1- 0	0- 0	0- 0	AWAY	0- 0	0- 0	1- 0			
0- 0	0- 0	0- 0	NEUTRAL	0- 0	0- 0	0- 0			

RPI 1-25				RPI 26-50				RPI 51-100				RPI 101+				Team's RPI: 280	
RPI	S	Opponent	Score	RPI	S	Opponent	Score	RPI	S	Opponent	Score	RPI	S	Opponent	Score		
								79	H	Auburn	52	74	101	A	Georgetown	46	82
												127	A	Minnesota	86	105	
												157	H	William & Mary	54	73	
												164	H	Coppin St.	69	81	
												166	A	George Mason	76	88	
												177	H	UMBC	61	51	
												206	A	Cornell	60	88	
												217	A	Northeastern	72	71	
												238	H	UNCW	49	52	
												251	N	Western Ill.	83	77	
												284	A	Rider	72	78	
												297	A	North Florida	72	74	
												300	H	UMKC	70	47	
LAST 12 Division I GAMES:																	
238	H	UNCW	49	52	101	A	Georgetown	46	82								
157	H	William & Mary	54	73	79	H	Auburn	52	74								
217	A	Northeastern	72	71	127	A	Minnesota	86	105								
300	H	UMKC	70	47	206	A	Cornell	60	88								
177	H	UMBC	61	51	297	A	North Florida	72	74								
164	H	Coppin St.	69	81	251	N	Western Ill.	83	77								

Non-Div I Games:

Towson

Average RPI Win:	290	WON-LOST	WINNING	LAST 10	STRENGTH OF	OPP. STRENGTH	TEAM	ADJ.	CONF.	ADJ CONF.
Average RPI Loss:	125	RECORD	PCT. RANK	GAMES	SCHEDULE	OF SCHEDULE	RPI	RPI	RPI	RPI
DIV. I ONLY	6- 5	141	6- 4	294	316	192	192	20	20	
DIV. I NON-CONF.	3- 4	197	3- 4	319	326	231	231	21	21	
TOTALS	RPI 1-25	RPI 26-50	W-L RECORDS	RPI 51-100	RPI 101-150	RPI 150+				
6- 5	0- 0	0- 0	OVERALL	0- 2	0- 1	6- 2				
2- 1	0- 0	0- 0	HOME	0- 1	0- 0	2- 0				
4- 4	0- 0	0- 0	AWAY	0- 1	0- 1	4- 2				
0- 0	0- 0	0- 0	NEUTRAL	0- 0	0- 0	0- 0				
3- 4	0- 0	0- 0	NON-CONFERENCE	0- 1	0- 1	3- 2				
1- 0	0- 0	0- 0	HOME	0- 0	0- 0	1- 0				
2- 4	0- 0	0- 0	AWAY	0- 1	0- 1	2- 2				
0- 0	0- 0	0- 0	NEUTRAL	0- 0	0- 0	0- 0				
3- 1	0- 0	0- 0	CONFERENCE	0- 1	0- 0	3- 0				
1- 1	0- 0	0- 0	HOME	0- 1	0- 0	1- 0				
2- 0	0- 0	0- 0	AWAY	0- 0	0- 0	2- 0				
0- 0	0- 0	0- 0	NEUTRAL	0- 0	0- 0	0- 0				

RPI 1-25				RPI 26-50				RPI 51-100				RPI 101+				Team's RPI: 192	
RPI	S	Opponent	Score	RPI	S	Opponent	Score	RPI	S	Opponent	Score	RPI	S	Opponent	Score		
								59	A	Vanderbilt	43	97	129	A	Belmont	93	102
								78	H	Arkansas St.	81	101	169	A	Samford	69	73
													191	A	UAB	67	89
													202	H	Little Rock	78	71
													255	A	Georgia St.	97	90
													279	A	Southeastern La.	100	90
													310	A	Ga. Southern	81	66
													346	A	Alabama St.	73	59
													347	H	Nicholls St.	104	51
LAST 12 Division I GAMES:																	
				310	A	Ga. Southern	81	66					279	A	Southeastern La.	100	90
				255	A	Georgia St.	97	90					191	A	UAB	67	89
				202	H	Little Rock	78	71					346	A	Alabama St.	73	59
				78	H	Arkansas St.	81	101					59	A	Vanderbilt	43	97
				169	A	Samford	69	73					347	H	Nicholls St.	104	51
													129	A	Belmont	93	102

Non-Div I Games: West Ala. 103 72 Fort Valley St. 118 72

Troy

Average RPI Win:	176	WON-LOST	WINNING	LAST 10	STRENGTH OF	OPP. STRENGTH	TEAM	ADJ.	CONF.	ADJ CONF.
Average RPI Loss:	50	RECORD	PCT. RANK	GAMES	SCHEDULE	OF SCHEDULE	RPI	RPI	RPI	RPI
DIV. I ONLY	12- 4	52	9- 1	96	69	60	60	7	7	
DIV. I NON-CONF.	9- 3	69	6- 2	36	71	31	31	7	7	
TOTALS	RPI 1-25	RPI 26-50	W-L RECORDS	RPI 51-100	RPI 101-150	RPI 150+				
12- 4	0- 3	0- 0	OVERALL	2- 0	3- 0	7- 1				
9- 0	0- 0	0- 0	HOME	1- 0	2- 0	6- 0				
2- 2	0- 1	0- 0	AWAY	0- 0	1- 0	1- 1				
1- 2	0- 2	0- 0	NEUTRAL	1- 0	0- 0	0- 0				
9- 3	0- 3	0- 0	NON-CONFERENCE	2- 0	2- 0	5- 0				
7- 0	0- 0	0- 0	HOME	1- 0	2- 0	4- 0				
1- 1	0- 1	0- 0	AWAY	0- 0	0- 0	1- 0				
1- 2	0- 2	0- 0	NEUTRAL	1- 0	0- 0	0- 0				
3- 1	0- 0	0- 0	CONFERENCE	0- 0	1- 0	2- 1				
2- 0	0- 0	0- 0	HOME	0- 0	0- 0	2- 0				
1- 1	0- 0	0- 0	AWAY	0- 0	1- 0	0- 1				
0- 0	0- 0	0- 0	NEUTRAL	0- 0	0- 0	0- 0				

RPI 1-25				RPI 26-50				RPI 51-100 Team's RPI: 60				RPI 101+			
RPI	S	Opponent	Score	RPI	S	Opponent	Score	RPI	S	Opponent	Score	RPI	S	Opponent	Score
11	N	Green Bay	58 79					68	N	Virginia	67 62	122	H	McNeese St.	74 55
16	N	Rutgers	51 75					100	H	Saint Louis	66 58	132	H	LSU	67 63
18	A	Florida St.	72 78									148	A	East Carolina	66 51
												153	A	Memphis	67 83
												156	H	Southern U.	77 48
												180	A	Ole Miss	61 59
												202	H	Little Rock	69 53
												207	H	Houston	70 48
												253	H	UCF	75 54
												261	H	UNCG	74 53
												283	H	Jackson St.	92 49
LAST 12 Division I GAMES:															
253	H	UCF	75 54	261	H	UNCG	74 53								
148	A	East Carolina	66 51	156	H	Southern U.	77 48								
153	A	Memphis	67 83	180	A	Ole Miss	61 59								
207	H	Houston	70 48	122	H	McNeese St.	74 55								
100	H	Saint Louis	66 58	68	N	Virginia	67 62								
16	N	Rutgers	51 75	11	N	Green Bay	58 79								

Non-Div I Games:

Tulane



Average RPI Win:	174	WON-LOST	WINNING	LAST 10	STRENGTH OF	OPP. STRENGTH	TEAM	ADJ.	CONF.	ADJ CONF.
Average RPI Loss:	108	RECORD	PCT. RANK	GAMES	SCHEDULE	OF SCHEDULE	RPI	RPI	RPI	RPI
DIV. I ONLY	6- 10	233	5- 5	112	50	175	175	7	7	
DIV. I NON-CONF.	3- 8	258	2- 5	209	64	248	248	7	7	
TOTALS	RPI 1-25	RPI 26-50	W-L RECORDS	RPI 51-100	RPI 101-150	RPI 150+				
6- 10	0- 1	0- 1	OVERALL	0- 4	2- 2	4- 2				
3- 4	0- 0	0- 1	HOME	0- 1	2- 1	1- 1				
3- 4	0- 1	0- 0	AWAY	0- 2	0- 1	3- 0				
0- 2	0- 0	0- 0	NEUTRAL	0- 1	0- 0	0- 1				
3- 8	0- 0	0- 1	NON-CONFERENCE	0- 3	0- 2	3- 2				
1- 4	0- 0	0- 1	HOME	0- 1	0- 1	1- 1				
2- 2	0- 0	0- 0	AWAY	0- 1	0- 1	2- 0				
0- 2	0- 0	0- 0	NEUTRAL	0- 1	0- 0	0- 1				
3- 2	0- 1	0- 0	CONFERENCE	0- 1	2- 0	1- 0				
2- 0	0- 0	0- 0	HOME	0- 0	2- 0	0- 0				
1- 2	0- 1	0- 0	AWAY	0- 1	0- 0	1- 0				
0- 0	0- 0	0- 0	NEUTRAL	0- 0	0- 0	0- 0				

RPI	S	Opponent	Score	RPI	S	Opponent	Score	RPI	S	Opponent	Score	RPI	S	Opponent	Score	Team's RPI: 175
2	A	UConn	35 95	29	H	Oklahoma	62 75	58	H	Kansas St.	67 75	128	A	UNI	59 75	
								85	N	Drake	80 91	135	H	SMU	56 54	
								98	A	Temple	46 66	147	H	Oral Roberts	53 59	
								100	A	Saint Louis	73 82	148	H	East Carolina	81 79	
												153	A	Memphis	65 59	
												166	N	George Mason	63 64	
												178	A	Arkansas	74 67	
												202	A	Little Rock	74 63	
												226	H	Grambling	79 51	
												262	H	Indiana St.	63 67	
LAST 12 Division I GAMES:																
153	A	Memphis	65 59	128	A	UNI	59 75	202	A	Little Rock	74 63	29	H	Oklahoma	62 75	
98	A	Temple	46 66	262	H	Indiana St.	63 67	226	H	Grambling	79 51	166	N	George Mason	63 64	
2	A	UConn	35 95													
135	H	SMU	56 54													
148	H	East Carolina	81 79													
85	N	Drake	80 91													

Non-Div I Games:

Tulsa

■ Loss, 
 ■ Non-Conf, 
 ■ S Site, 
 ■ H Home 
 ■ A Away 
 N Neutral

Average RPI Win:	270	WON-LOST	WINNING	LAST 10	STRENGTH OF	OPP. STRENGTH	TEAM	ADJ.	CONF.	ADJ CONF.
Average RPI Loss:	95	RECORD	PCT. RANK	GAMES	SCHEDULE	OF SCHEDULE	RPI	RPI	RPI	RPI
DIV. I ONLY	7- 7	159	6- 4	244	202	191	191	11	11	
DIV. I NON-CONF.	7- 4	110	7- 2	277	254	165	165	11	11	
TOTALS	RPI 1-25	RPI 26-50	W-L RECORDS	RPI 51-100	RPI 101-150	RPI 150+				
7- 7	0- 1	0- 1	OVERALL	0- 3	0- 1	7- 1				
5- 0	0- 0	0- 0	HOME	0- 0	0- 0	5- 0				
1- 6	0- 1	0- 1	AWAY	0- 2	0- 1	1- 1				
1- 1	0- 0	0- 0	NEUTRAL	0- 1	0- 0	1- 0				
7- 4	0- 1	0- 0	NON-CONFERENCE	0- 2	0- 1	7- 0				
5- 0	0- 0	0- 0	HOME	0- 0	0- 0	5- 0				
1- 3	0- 1	0- 0	AWAY	0- 1	0- 1	1- 0				
1- 1	0- 0	0- 0	NEUTRAL	0- 1	0- 0	1- 0				
0- 3	0- 0	0- 1	CONFERENCE	0- 1	0- 0	0- 1				
0- 0	0- 0	0- 0	HOME	0- 0	0- 0	0- 0				
0- 3	0- 0	0- 1	AWAY	0- 1	0- 0	0- 1				
0- 0	0- 0	0- 0	NEUTRAL	0- 0	0- 0	0- 0				

RPI 1-25				RPI 26-50				RPI 51-100				RPI 101+ Team's RPI: 191			
RPI	S	Opponent	Score	RPI	S	Opponent	Score	RPI	S	Opponent	Score	RPI	S	Opponent	Score
18	A	Florida St.	44 84	31	A	UTEP	54 62	65	N	North Carolina St.	56 67	129	A	Belmont	62 63
								79	A	Auburn	71 85	169	H	Samford	61 41
								88	A	Middle Tenn.	40 68	192	H	Troy	89 67
												256	A	UTSA	52 54
												277	H	South Carolina St.	71 38
												289	A	South Ala.	53 39
												302	N	High Point	56 46
												331	H	Mississippi Val.	80 33
												332	H	Ark.-Pine Bluff	82 32
LAST 12 Division I GAMES:															
31	A	UTEP	54 62	289	A	South Ala.	53 39	65	N	North Carolina St.	56 67				
256	A	UTSA	52 54	331	H	Mississippi Val.	80 33	302	N	High Point	56 46				
88	A	Middle Tenn.	40 68	332	H	Ark.-Pine Bluff	82 32	18	A	Florida St.	44 84				
169	H	Samford	61 41												
192	H	Troy	89 67												
277	H	South Carolina St.	71 38												

Non-Div I Games:

UAB

■ Loss, 
■ Non-Conf, 
■ S Site, 
■ H Home 
■ A Away 
N Neutral

Average RPI Win:	232	WON-LOST	WINNING	LAST 10	STRENGTH OF	OPP. STRENGTH	TEAM	ADJ.	CONF.	ADJ CONF.
Average RPI Loss:	124	RECORD	PCT. RANK	GAMES	SCHEDULE	OF SCHEDULE	RPI	RPI	RPI	RPI
DIV. I ONLY	8- 6	126	5- 4	289	110	187	187	19	19	
DIV. I NON-CONF.	6- 6	160	5- 4	273	119	195	195	20	20	
TOTALS	RPI 1-25	RPI 26-50	W-L RECORDS	RPI 51-100	RPI 101-150	RPI 150+				
8- 6	0- 1	1- 2	OVERALL	0- 0	1- 1	6- 2				
2- 3	0- 1	0- 0	HOME	0- 0	1- 1	1- 1				
6- 1	0- 0	1- 1	AWAY	0- 0	0- 0	5- 0				
0- 2	0- 0	0- 1	NEUTRAL	0- 0	0- 0	0- 1				
6- 6	0- 1	1- 2	NON-CONFERENCE	0- 0	0- 1	5- 2				
1- 3	0- 1	0- 0	HOME	0- 0	0- 1	1- 1				
5- 1	0- 0	1- 1	AWAY	0- 0	0- 0	4- 0				
0- 2	0- 0	0- 1	NEUTRAL	0- 0	0- 0	0- 1				
2- 0	0- 0	0- 0	CONFERENCE	0- 0	1- 0	1- 0				
1- 0	0- 0	0- 0	HOME	0- 0	1- 0	0- 0				
1- 0	0- 0	0- 0	AWAY	0- 0	0- 0	1- 0				
0- 0	0- 0	0- 0	NEUTRAL	0- 0	0- 0	0- 0				

RPI 1-25				RPI 26-50				RPI 51-100				RPI 101+ Team's RPI: 187			
RPI	S	Opponent	Score	RPI	S	Opponent	Score	RPI	S	Opponent	Score	RPI	S	Opponent	Score
3	H	Stanford	45 74	38	A	Utah	58 88					103	H	Hawaii	60 58
				49	A	St. Mary's (CA)	78 71					131	H	Pacific	53 66
				50	N	Albany (NY)	70 80					208	H	Sacramento St.	77 92
												219	A	Utah Valley	59 55
												245	A	San Diego St.	65 54
												275	A	CSUN	75 52
												295	A	Portland	72 47
												316	N	Florida A&M	58 61
												328	A	Portland St.	82 70
												343	H	Air Force	66 40
LAST 12 Division I GAMES:															
103	H	Hawaii	60 58	50	N	Albany (NY)	70 80	208	H	Sacramento St.	77 92				
275	A	CSUN	75 52	49	A	St. Mary's (CA)	78 71	295	A	Portland	72 47				
219	A	Utah Valley	59 55	38	A	Utah	58 88	328	A	Portland St.	82 70				
				316	N	Florida A&M	58 61	343	H	Air Force	66 40				
				245	A	San Diego St.	65 54								

Non-Div I Games: Cal St. Monterey Ba91 36

UC Davis

■ Loss, 
 ■ Non-Conf, 
 ■ S Site, 
 ■ Home 
 ■ A Away 
 N Neutral

Average RPI Win:	328	WON-LOST	WINNING	LAST 10	STRENGTH OF	OPP. STRENGTH	TEAM	ADJ.	CONF.	ADJ CONF.
Average RPI Loss:	152	RECORD	PCT. RANK	GAMES	SCHEDULE	OF SCHEDULE	RPI	RPI	RPI	RPI
DIV. I ONLY	2- 13	329	1- 8	277	128	319	319	19	19	
DIV. I NON-CONF.	2- 11	306	1- 8	289	121	325	325	20	20	
TOTALS	RPI 1-25	RPI 26-50	W-L RECORDS	RPI 51-100	RPI 101-150	RPI 150+				
2- 13	0- 2	0- 1	OVERALL	0- 2	0- 0	2- 8				
1- 4	0- 0	0- 1	HOME	0- 0	0- 0	1- 3				
1- 8	0- 0	0- 0	AWAY	0- 0	0- 0	1- 1				
0- 1	0- 0	0- 0	NEUTRAL	0- 1	0- 0	0- 0				
2- 11	0- 2	0- 1	NON-CONFERENCE	0- 1	0- 0	2- 7				
1- 3	0- 0	0- 1	HOME	0- 0	0- 0	1- 2				
1- 7	0- 2	0- 0	AWAY	0- 0	0- 0	1- 5				
0- 1	0- 0	0- 0	NEUTRAL	0- 1	0- 0	0- 0				
0- 2	0- 0	0- 0	CONFERENCE	0- 1	0- 0	0- 1				
0- 1	0- 0	0- 0	HOME	0- 0	0- 0	0- 1				
0- 1	0- 0	0- 0	AWAY	0- 1	0- 0	0- 0				
0- 0	0- 0	0- 0	NEUTRAL	0- 0	0- 0	0- 0				

RPI 1-25				RPI 26-50				RPI 51-100				RPI 101+ Team's RPI: 319			
RPI	S	Opponent	Score	RPI	S	Opponent	Score	RPI	S	Opponent	Score	RPI	S	Opponent	Score
13	A	UCLA	48 83	48	H	St. John's (NY)	63 85	61	N	Princeton	42 83	152	A	UNLV	52 72
14	A	Southern California	56 75					95	A	UC Riverside	69 93	161	H	Cal Poly	54 72
												208	A	Sacramento St.	78 126
												229	H	Northern Ariz.	55 71
												237	H	Grand Canyon	53 58
												246	A	Loyola Marymount	50 95
												248	A	San Jose St.	58 79
												268	A	CSU Bakersfield	39 65
												327	A	Southern Utah	63 58
												329	H	Nevada	68 64
LAST 12 Division I GAMES:															
161	H	Cal Poly	54 72	248	A	San Jose St.	58 79								
95	A	UC Riverside	69 93	13	A	UCLA	48 83								
268	A	CSU Bakersfield	39 65	237	H	Grand Canyon	53 58								
14	A	Southern California	56 75	329	H	Nevada	68 64								
208	A	Sacramento St.	78 126	229	H	Northern Ariz.	55 71								
61	N	Princeton	42 83	246	A	Loyola Marymount	50 95								

Non-Div I Games: San Diego Christian78 49

UC Irvine

■ Loss, 
 ■ Non-Conf, S Site, 
 ■ Home 
 ■ Away 
 N Neutral

## UC Riverside

Through Games Of Jan. 10, 2016

Average RPI Win:	235	WON-LOST	WINNING	LAST 10	STRENGTH OF	OPP. STRENGTH	TEAM	ADJ.	CONF.	ADJ CONF.
Average RPI Loss:	58	RECORD	PCT. RANK	GAMES	SCHEDULE	OF SCHEDULE	RPI	RPI	RPI	RPI
DIV. I ONLY	9- 7	134	6- 4	124	122	95	95	19	19	
DIV. I NON-CONF.	7- 7	160	5- 5	62	105	90	90	20	20	
TOTALS	RPI 1-25	RPI 26-50	W-L RECORDS	RPI 51-100	RPI 101-150	RPI 150+				
9- 7	0- 2	0- 2	OVERALL	0- 1	1- 2	8- 0				
4- 1	0- 1	0- 0	HOME	0- 0	1- 0	3- 0				
4- 6	0- 1	0- 2	AWAY	0- 1	0- 2	4- 0				
1- 0	0- 0	0- 0	NEUTRAL	0- 0	0- 0	1- 0				
7- 7	0- 2	0- 2	NON-CONFERENCE	0- 1	1- 2	6- 0				
3- 1	0- 1	0- 0	HOME	0- 0	1- 0	2- 0				
3- 6	0- 1	0- 2	AWAY	0- 1	0- 2	3- 0				
1- 0	0- 0	0- 0	NEUTRAL	0- 0	0- 0	1- 0				
2- 0	0- 0	0- 0	CONFERENCE	0- 0	0- 0	2- 0				
1- 0	0- 0	0- 0	HOME	0- 0	0- 0	1- 0				
1- 0	0- 0	0- 0	AWAY	0- 0	0- 0	1- 0				
0- 0	0- 0	0- 0	NEUTRAL	0- 0	0- 0	0- 0				

RPI 1-25				RPI 26-50				RPI 51-100				Team's RPI: 95	RPI 101+			
RPI	S	Opponent	Score	RPI	S	Opponent	Score	RPI	S	Opponent	Score		RPI	S	Opponent	Score
13	H	UCLA	56 70	31	A	UTEP	57 68	67	A	California	58 64		107	A	Oregon	81 95
15	A	Oregon St.	65 86	35	A	Washington	43 78						121	H	Fresno St.	86 68
													140	A	San Francisco	76 88
													184	N	Southeast Mo. St.	85 67
													215	A	Seattle	92 70
													237	A	Grand Canyon	85 67
													245	A	San Diego St.	85 68
													246	H	Loyola Marymount	80 62
													268	H	CSU Bakersfield	81 61
													280	A	UC Santa Barbara	83 53
													319	H	UC Irvine	93 69
LAST 12 Division I GAMES:																
280	A	UC Santa Barbara	83 53	35	A	Washington	43 78									
319	H	UC Irvine	93 69	107	A	Oregon	81 95									
237	A	Grand Canyon	85 67	268	H	CSU Bakersfield	81 61									
13	H	UCLA	56 70	140	A	San Francisco	76 88									
215	A	Seattle	92 70	246	H	Loyola Marymount	80 62									
31	A	UTEP	57 68	184	N	Southeast Mo. St.	85 67									

Non-Div I Games:

UC Riverside

■ Loss, 
■ Non-Conf, 
■ S Site, 
■ H Home 
■ A Away 
N Neutral

Average RPI Win:	239	WON-LOST	WINNING	LAST 10	STRENGTH OF	OPP. STRENGTH	TEAM	ADJ.	CONF.	ADJ CONF.
Average RPI Loss:	141	RECORD	PCT. RANK	GAMES	SCHEDULE	OF SCHEDULE	RPI	RPI	RPI	RPI
DIV. I ONLY	3- 12	306	2- 7	154	255	280	280	19	19	
DIV. I NON-CONF.	2- 11	306	1- 8	175	271	304	304	20	20	
TOTALS	RPI 1-25	RPI 26-50	W-L RECORDS	RPI 51-100	RPI 101-150	RPI 150+				
3- 12	0- 0	0- 0	OVERALL	0- 4	0- 3	3- 5				
3- 4	0- 0	0- 0	HOME	0- 2	0- 0	3- 2				
0- 8	0- 0	0- 0	AWAY	0- 2	0- 3	0- 3				
0- 0	0- 0	0- 0	NEUTRAL	0- 0	0- 0	0- 0				
2- 11	0- 0	0- 0	NON-CONFERENCE	0- 3	0- 3	2- 5				
2- 3	0- 0	0- 0	HOME	0- 1	0- 0	2- 2				
0- 8	0- 0	0- 0	AWAY	0- 2	0- 3	0- 3				
0- 0	0- 0	0- 0	NEUTRAL	0- 0	0- 0	0- 0				
1- 1	0- 0	0- 0	CONFERENCE	0- 1	0- 0	1- 0				
1- 1	0- 0	0- 0	HOME	0- 1	0- 0	1- 0				
0- 0	0- 0	0- 0	AWAY	0- 0	0- 0	0- 0				
0- 0	0- 0	0- 0	NEUTRAL	0- 0	0- 0	0- 0				

RPI 1-25				RPI 26-50				RPI 51-100				RPI 101+				Team's RPI: 280	
RPI	S	Opponent	Score	RPI	S	Opponent	Score	RPI	S	Opponent	Score	RPI	S	Opponent	Score		
								55	A	Washington St.	44	61	107	A	Oregon	51	79
								75	A	Santa Clara	48	66	119	A	Idaho	42	64
								75	H	Santa Clara	37	48	132	A	LSU	50	68
								95	H	UC Riverside	53	83	159	A	La.-Lafayette	42	61
													161	H	Cal Poly	78	67
													185	H	UTRGV	60	62
													190	A	Wyoming	67	76
													246	H	Loyola Marymount	63	70
													252	A	Pepperdine	69	71
													268	H	CSU Bakersfield	61	60
													287	H	Morehead St.	93	78
LAST 12 Division I GAMES:																	
				95	H	UC Riverside	53	83	132	A	LSU	50	68				
				161	H	Cal Poly	78	67	246	H	Loyola Marymount	63	70				
				287	H	Morehead St.	93	78	75	H	Santa Clara	37	48				
				75	A	Santa Clara	48	66	252	A	Pepperdine	69	71				
				159	A	La.-Lafayette	42	61	190	A	Wyoming	67	76				
				107	A	Oregon	51	79	185	H	UTRGV	60	62				

Non-Div I Games: La Verne 89 41

UC Santa Barbara

■ Loss, 
 ■ Non-Conf, 
 ■ S Site, 
 ■ H Home 
 ■ A Away 
 N Neutral

Average RPI Win:	307	WON-LOST	WINNING	LAST 10	STRENGTH OF	OPP. STRENGTH	TEAM	ADJ.	CONF.	ADJ CONF.
Average RPI Loss:	113	RECORD	PCT. RANK	GAMES	SCHEDULE	OF SCHEDULE	RPI	RPI	RPI	RPI
DIV. I ONLY	3- 12	306	0- 10	120	150	253	253	7	7	
DIV. I NON-CONF.	3- 8	258	1- 7	134	264	251	251	7	7	
TOTALS	RPI 1-25	RPI 26-50	W-L RECORDS	RPI 51-100	RPI 101-150	RPI 150+				
3- 12	0- 1	0- 3	OVERALL	0- 2	0- 3	3- 3				
2- 6	0- 0	0- 2	HOME	0- 1	0- 2	2- 1				
1- 5	0- 0	0- 1	AWAY	0- 1	0- 1	1- 2				
0- 1	0- 1	0- 0	NEUTRAL	0- 0	0- 0	0- 0				
3- 8	0- 1	0- 2	NON-CONFERENCE	0- 1	0- 2	3- 2				
2- 4	0- 0	0- 2	HOME	0- 1	0- 1	2- 0				
1- 3	0- 0	0- 0	AWAY	0- 0	0- 1	1- 2				
0- 1	0- 1	0- 0	NEUTRAL	0- 0	0- 0	0- 0				
0- 4	0- 0	0- 1	CONFERENCE	0- 1	0- 1	0- 1				
0- 2	0- 0	0- 0	HOME	0- 0	0- 1	0- 1				
0- 2	0- 0	0- 1	AWAY	0- 1	0- 0	0- 0				
0- 0	0- 0	0- 0	NEUTRAL	0- 0	0- 0	0- 0				

RPI 1-25				RPI 26-50				RPI 51-100				RPI 101+ Team's RPI: 253			
RPI	S	Opponent	Score	RPI	S	Opponent	Score	RPI	S	Opponent	Score	RPI	S	Opponent	Score
24	N	Florida	79 93	37	A	South Fla.	63 108	60	A	Tulane	54 75	142	H	Butler	63 71
				40	H	Oklahoma St.	55 74	83	H	Buffalo	60 66	146	A	Akron	54 74
				48	H	St. John's (NY)	42 70					148	H	East Carolina	56 71
												176	H	Cincinnati	50 68
												188	A	Stetson	68 83
												266	A	Omaha	60 75
												289	A	South Ala.	77 36
												316	H	Florida A&M	93 55
												317	H	FIU	89 72
LAST 12 Division I GAMES:															
				60	A	Tulane	54 75	40	H	Oklahoma St.	55 74				
				148	H	East Carolina	56 71	48	H	St. John's (NY)	42 70				
				37	A	South Fla.	63 108	146	A	Akron	54 74				
				176	H	Cincinnati	50 68	188	A	Stetson	68 83				
				24	N	Florida	79 93	142	H	Butler	63 71				
				289	A	South Ala.	77 36	83	H	Buffalo	60 66				

Non-Div I Games:

UCF

■ Loss, 
■ Non-Conf, 
S Site, 
■ Home 
■ Away 
N Neutral

Average RPI Win:	129	WON-LOST	WINNING	LAST 10	STRENGTH OF	OPP. STRENGTH	TEAM	ADJ.	CONF.	ADJ CONF.
Average RPI Loss:	22	RECORD	PCT. RANK	GAMES	SCHEDULE	OF SCHEDULE	RPI	RPI	RPI	RPI
DIV. I ONLY	11- 4	67	8- 2	6	20	13	13	1	1	
DIV. I NON-CONF.	8- 2	51	6- 1	40	41	21	21	1	1	
TOTALS	RPI 1-25	RPI 26-50	W-L RECORDS	RPI 51-100	RPI 101-150	RPI 150+				
11- 4	2- 3	1- 0	OVERALL	3- 1	1- 0	4- 0				
7- 1	2- 1	1- 0	HOME	1- 0	1- 0	2- 0				
3- 2	0- 0	0- 0	AWAY	2- 0	0- 0	1- 0				
1- 1	0- 1	0- 0	NEUTRAL	0- 0	0- 0	1- 0				
8- 2	0- 2	1- 0	NON-CONFERENCE	3- 0	0- 0	4- 0				
4- 1	0- 1	1- 0	HOME	1- 0	0- 0	2- 0				
3- 0	0- 0	0- 0	AWAY	2- 0	0- 0	1- 0				
1- 1	0- 1	0- 0	NEUTRAL	0- 0	0- 0	1- 0				
3- 2	2- 1	0- 0	CONFERENCE	0- 1	1- 0	0- 0				
3- 0	2- 0	0- 0	HOME	0- 0	1- 0	0- 0				
0- 2	0- 1	0- 0	AWAY	0- 1	0- 0	0- 0				
0- 0	0- 0	0- 0	NEUTRAL	0- 0	0- 0	0- 0				

RPI	S	Opponent	Score	RPI	S	Opponent	Score	RPI	S	Opponent	Score	RPI	S	Opponent	Score
1	N	Notre Dame	84 92	48	H	St. John's (NY)	73 58	63	A	Michigan	86 77	107	H	Oregon	80 69
6	H	South Carolina	65 68					67	A	California	104 108	201	N	Louisiana Tech	68 57
14	A	Southern California	68 71					80	H	James Madison	90 61	208	A	Sacramento St.	109 76
14	H	Southern California	78 73					95	A	UC Riverside	70 56	268	H	CSU Bakersfield	82 68
15	H	Oregon St.	71 51									319	H	UC Irvine	83 48
LAST 12 Division I GAMES:															
14	A	Southern California	68 71	67	A	California	104 108								
15	H	Oregon St.	71 51	208	A	Sacramento St.	109 76								
107	H	Oregon	80 69	319	H	UC Irvine	83 48								
14	H	Southern California	78 73	63	A	Michigan	86 77								
95	A	UC Riverside	70 56	268	H	CSU Bakersfield	82 68								
201	N	Louisiana Tech	68 57	1	N	Notre Dame	84 92								

Non-Div I Games:

UCLA

■ Loss, 
 ■ Non-Conf, S Site, 
 ■ Home 
 ■ Away 
 N Neutral



Average RPI Win:	94	WON-LOST	WINNING	LAST 10	STRENGTH OF	OPP. STRENGTH	TEAM	ADJ.	CONF.	ADJ CONF.
Average RPI Loss:	0	RECORD	PCT. RANK	GAMES	SCHEDULE	OF SCHEDULE	RPI	RPI	RPI	RPI
DIV. I ONLY	14- 0	1	10- 0	14	1	2	2	7	7	
DIV. I NON-CONF.	10- 0	1	8- 0	1	1	1	1	7	7	
TOTALS	RPI 1-25		RPI 26-50	W-L RECORDS	RPI 51-100	RPI 101-150		RPI 150+		
14- 0	3- 0		4- 0	OVERALL	1- 0	2- 0		4- 0		
5- 0	1- 0		0- 0	HOME	1- 0	2- 0		1- 0		
7- 0	1- 0		3- 0	AWAY	0- 0	0- 0		3- 0		
2- 0	1- 0		1- 0	NEUTRAL	0- 0	0- 0		0- 0		
10- 0	3- 0		3- 0	NON-CONFERENCE	1- 0	2- 0		1- 0		
4- 0	1- 0		0- 0	HOME	1- 0	2- 0		0- 0		
4- 0	1- 0		2- 0	AWAY	0- 0	0- 0		1- 0		
2- 0	1- 0		1- 0	NEUTRAL	0- 0	0- 0		0- 0		
4- 0	0- 0		1- 0	CONFERENCE	0- 0	0- 0		3- 0		
1- 0	0- 0		0- 0	HOME	0- 0	0- 0		1- 0		
3- 0	0- 0		1- 0	AWAY	0- 0	0- 0		2- 0		
0- 0	0- 0		0- 0	NEUTRAL	0- 0	0- 0		0- 0		

RPI 1-25				RPI 26-50				RPI 51-100				RPI 101+			
RPI	S	Opponent	Score	RPI	S	Opponent	Score	RPI	S	Opponent	Score	RPI	S	Opponent	Score
1	H	Notre Dame	91 81	27	A	DePaul	86 70	58	H	Kansas St.	97 57	105	H	Nebraska	88 46
5	A	Ohio St.	100 56	37	A	South Fla.	75 59					132	H	LSU	86 40
18	N	Florida St.	73 49	43	A	Chattanooga	79 31					175	H	Tulsa	95 35
				45	N	Maryland	83 73					176	A	Cincinnati	107 45
												207	A	Houston	76 37
												282	A	Colgate	94 50
LAST 12 Division I GAMES:															
				37	A	South Fla.	75 59	132	H	LSU	86 40				
				207	A	Houston	76 37	18	N	Florida St.	73 49				
				175	H	Tulsa	95 35	282	A	Colgate	94 50				
				176	A	Cincinnati	107 45	1	H	Notre Dame	91 81				
				45	N	Maryland	83 73	27	A	DePaul	86 70				
				105	H	Nebraska	88 46	43	A	Chattanooga	79 31				

Non-Div I Games:

UConn

UMBC				STRENGTH OF SCHEDULE	OPP. STRENGTH OF SCHEDULE	TEAM RPI	ADJ. RPI	CONF. RPI	ADJ CONF. RPI
Average RPI Win:	243	WON-LOST RECORD	WINNING PCT. RANK						
Average RPI Loss:	117		LAST 10 GAMES						
DIV. I ONLY	10- 6	110	7- 3	290	148	177	177	16	16
DIV. I NON-CONF.	9- 4	96	7- 2	315	135	172	172	17	17
-----									
TOTALS	RPI 1-25	RPI 26-50	W-L RECORDS	RPI 51-100	RPI 101-150	RPI 150+			
10- 6	0- 0	0- 1	OVERALL	0- 3	1- 0	9- 2			
5- 3	0- 0	0- 1	HOME	0- 1	1- 0	4- 1			
4- 3	0- 0	0- 0	AWAY	0- 2	0- 0	4- 1			
1- 0	0- 0	0- 0	NEUTRAL	0- 0	0- 0	1- 0			
9- 4	0- 0	0- 0	NON-CONFERENCE	0- 2	1- 0	8- 2			
4- 2	0- 0	0- 0	HOME	0- 1	1- 0	3- 1			
4- 2	0- 0	0- 0	AWAY	0- 1	0- 0	4- 1			
1- 0	0- 0	0- 0	NEUTRAL	0- 0	0- 0	1- 0			
1- 2	0- 0	0- 1	CONFERENCE	0- 1	0- 0	1- 0			
1- 1	0- 0	0- 1	HOME	0- 0	0- 0	1- 0			
0- 1	0- 0	0- 0	AWAY	0- 1	0- 0	0- 0			
0- 0	0- 0	0- 0	NEUTRAL	0- 0	0- 0	0- 0			

RPI 1-25			RPI 26-50			RPI 51-100			RPI 101+ Team's RPI: 177		
RPI	S	Opponent	Score	RPI	S	Opponent	Score	RPI	S	Opponent	Score
				50	H	Albany (NY)	42 77	51	A	Saint Joseph's	45 104
								53	H	Penn	46 81
								96	A	Maine	55 65
								112	H	Bucknell	65 52
								164	A	Coppin St.	68 61
								172	H	Columbia	68 70
								199	H	American	47 46
								259	A	Morgan St.	65 46
								265	A	Loyola Maryland	52 46
								278	A	UMES	55 52
								280	A	Towson	51 61
								284	H	Rider	58 53
								284	N	Rider	67 58
								290	H	La Salle	60 29
								291	H	Vermont	85 48
LAST 12 Division I GAMES:											
				96	A	Maine	55 65	265	A	Loyola Maryland	52 46
				50	H	Albany (NY)	42 77	278	A	UMES	55 52
				291	H	Vermont	85 48	259	A	Morgan St.	65 46
				284	N	Rider	67 58	112	H	Bucknell	65 52
				51	A	Saint Joseph's	45 104	290	H	La Salle	60 29
				280	A	Towson	51 61	199	H	American	47 46

Non-Div I Games:

UMBC

■ Loss, 
 ■ Non-Conf, 
 ■ S Site, 
 ■ H Home 
 ■ A Away 
 N Neutral

Average RPI Win:	257	WON-LOST	WINNING	LAST 10	STRENGTH OF	OPP. STRENGTH	TEAM	ADJ.	CONF.	ADJ CONF.
Average RPI Loss:	174	RECORD	PCT. RANK	GAMES	SCHEDULE	OF SCHEDULE	RPI	RPI	RPI	RPI
DIV. I ONLY	2- 11	319	1- 8	121	336	278	278	30	30	
DIV. I NON-CONF.	1- 10	330	0- 9	51	323	277	277	30	30	
TOTALS	RPI 1-25	RPI 26-50	W-L RECORDS	RPI 51-100	RPI 101-150	RPI 150+				
2- 11	0- 1	0- 1	OVERALL	0- 1	0- 2	2- 6				
1- 5	0- 0	0- 1	HOME	0- 0	0- 1	1- 3				
1- 6	0- 1	0- 0	AWAY	0- 1	0- 1	1- 3				
0- 0	0- 0	0- 0	NEUTRAL	0- 0	0- 0	0- 0				
1- 10	0- 1	0- 1	NON-CONFERENCE	0- 1	0- 2	1- 5				
1- 5	0- 0	0- 1	HOME	0- 0	0- 1	1- 3				
0- 5	0- 1	0- 0	AWAY	0- 1	0- 1	0- 2				
0- 0	0- 0	0- 0	NEUTRAL	0- 0	0- 0	0- 0				
1- 1	0- 0	0- 0	CONFERENCE	0- 0	0- 0	1- 1				
0- 0	0- 0	0- 0	HOME	0- 0	0- 0	0- 0				
1- 1	0- 0	0- 0	AWAY	0- 0	0- 0	1- 1				
0- 0	0- 0	0- 0	NEUTRAL	0- 0	0- 0	0- 0				

RPI 1-25				RPI 26-50				RPI 51-100				RPI 101+ Team's RPI: 278			
RPI	S	Opponent	Score	RPI	S	Opponent	Score	RPI	S	Opponent	Score	RPI	S	Opponent	Score
23	A	Duquesne	59 95	45	H	Maryland	30 106	90	A	VCU	39 63	101	H	Georgetown	60 71
												143	A	Xavier	56 61
												177	H	UMBC	52 55
												189	H	Old Dominion	52 69
												217	A	Northeastern	49 60
												247	H	USC Upstate	78 59
												261	A	UNCG	51 71
												267	A	N.C. A&T	56 50
												324	H	Mt. St. Mary's	50 57
												348	A	N.C. Central	46 49
LAST 12 Division I GAMES:															
261	A	UNCG	51 71	23	A	Duquesne	59 95								
189	H	Old Dominion	52 69	267	A	N.C. A&T	56 50								
45	H	Maryland	30 106	348	A	N.C. Central	46 49								
177	H	UMBC	52 55	324	H	Mt. St. Mary's	50 57								
90	A	VCU	39 63	143	A	Xavier	56 61								
247	H	USC Upstate	78 59	217	A	Northeastern	49 60								

Non-Div I Games: Cheyney 76 46

UMES

■ Loss, 
 ■ Non-Conf, 
 ■ S Site, 
 ■ H Home 
 ■ A Away 
 N Neutral

Average RPI Win:	245	WON-LOST	WINNING	LAST 10	STRENGTH OF	OPP. STRENGTH	TEAM	ADJ.	CONF.	ADJ CONF.
Average RPI Loss:	218	RECORD	PCT. RANK	GAMES	SCHEDULE	OF SCHEDULE	RPI	RPI	RPI	RPI
DIV. I ONLY	4- 9	260	4- 4	330	231	300	300	25	25	
DIV. I NON-CONF.	3- 8	258	3- 5	324	235	316	316	26	26	
TOTALS	RPI 1-25	RPI 26-50	W-L RECORDS	RPI 51-100	RPI 101-150	RPI 150+				
4- 9	0- 0	0- 0	OVERALL	0- 1	0- 0	4- 8				
1- 3	0- 0	0- 0	HOME	0- 0	0- 0	1- 3				
3- 6	0- 0	0- 0	AWAY	0- 1	0- 0	3- 5				
0- 0	0- 0	0- 0	NEUTRAL	0- 0	0- 0	0- 0				
3- 8	0- 0	0- 0	NON-CONFERENCE	0- 1	0- 0	3- 7				
1- 3	0- 0	0- 0	HOME	0- 0	0- 0	1- 3				
2- 5	0- 0	0- 0	AWAY	0- 1	0- 0	2- 4				
0- 0	0- 0	0- 0	NEUTRAL	0- 0	0- 0	0- 0				
1- 1	0- 0	0- 0	CONFERENCE	0- 0	0- 0	1- 1				
0- 0	0- 0	0- 0	HOME	0- 0	0- 0	0- 0				
1- 1	0- 0	0- 0	AWAY	0- 0	0- 0	1- 1				
0- 0	0- 0	0- 0	NEUTRAL	0- 0	0- 0	0- 0				

RPI 1-25			RPI 26-50			RPI 51-100			RPI 101+			Team's RPI: 300
RPI	S	Opponent	Score	RPI	S	Opponent	Score	RPI	S	Opponent	Score	
						81 A Northwestern	38 80	167 H SIUE			58 63	
								181 A Kansas			47 44	
								184 A Southeast Mo. St.			65 78	
								213 A Milwaukee			48 70	
								215 A Seattle			63 69	
								259 A Morgan St.			59 50	
								262 H Indiana St.			47 77	
								266 A Omaha			42 57	
								268 A CSU Bakersfield			56 40	
								271 H Denver			68 58	
								280 A Towson			47 70	
								297 H North Florida			55 62	
LAST 12 Division I GAMES:												
268 A		CSU Bakersfield	56 40	271 H		Denver	68 58					
215 A		Seattle	63 69	181 A		Kansas	47 44					
259 A		Morgan St.	59 50	266 A		Omaha	42 57					
280 A		Towson	47 70	167 H		SIUE	58 63					
81 A		Northwestern	38 80	262 H		Indiana St.	47 77					
213 A		Milwaukee	48 70	184 A		Southeast Mo. St.	65 78					

Non-Div I Games: Stephens College 76 46 Bethany (KS) 64 51

UMKC

Loss, Non-Conf, S Site, H Home A Away N Neutral

Average RPI Win:	310	WON-LOST	WINNING	LAST 10	STRENGTH OF	OPP. STRENGTH	TEAM	ADJ.	CONF.	ADJ CONF.
Average RPI Loss:	177	RECORD	PCT. RANK	GAMES	SCHEDULE	OF SCHEDULE	RPI	RPI	RPI	RPI
DIV. I ONLY	3- 11	295	3- 7	253	295	307	307	16	16	
DIV. I NON-CONF.	3- 9	272	3- 7	262	307	298	298	17	17	
TOTALS	RPI 1-25	RPI 26-50	W-L RECORDS	RPI 51-100	RPI 101-150	RPI 150+				
3- 11	0- 0	0- 2	OVERALL	0- 1	0- 1	3- 7				
2- 3	0- 0	0- 0	HOME	0- 0	0- 1	2- 2				
1- 8	0- 0	0- 0	AWAY	0- 0	0- 0	1- 0				
0- 0	0- 0	0- 0	NEUTRAL	0- 0	0- 0	0- 0				
3- 9	0- 0	0- 2	NON-CONFERENCE	0- 1	0- 0	3- 6				
2- 2	0- 0	0- 0	HOME	0- 0	0- 0	2- 2				
1- 7	0- 0	0- 2	AWAY	0- 1	0- 0	1- 4				
0- 0	0- 0	0- 0	NEUTRAL	0- 0	0- 0	0- 0				
0- 2	0- 0	0- 0	CONFERENCE	0- 0	0- 1	0- 1				
0- 1	0- 0	0- 0	HOME	0- 0	0- 1	0- 0				
0- 1	0- 0	0- 0	AWAY	0- 0	0- 0	0- 1				
0- 0	0- 0	0- 0	NEUTRAL	0- 0	0- 0	0- 0				

RPI 1-25				RPI 26-50				RPI 51-100				RPI 101+				Team's RPI: 307	
RPI	S	Opponent	Score	RPI	S	Opponent	Score	RPI	S	Opponent	Score	RPI	S	Opponent	Score		
				41	A	Miami (FL)	53 84	54	A	Boston College	55 66	114	H	Stony Brook	50 64		
				45	A	Maryland	53 102					172	H	Columbia	57 67		
												182	A	Rhode Island	64 72		
												218	A	Massachusetts	58 84		
												234	A	Hartford	59 72		
												239	H	Bryant	64 83		
												273	H	Holy Cross	75 67		
												308	A	Fairleigh Dickinson	78 67		
												317	A	FIU	68 71		
												330	A	Central Conn. St.	53 64		
												349	H	Boston U.	70 57		
LAST 12 Division I GAMES:																	
				114	H	Stony Brook	50 64	273	H	Holy Cross	75 67						
				234	A	Hartford	59 72	41	A	Miami (FL)	53 84						
				218	A	Massachusetts	58 84	317	A	FIU	68 71						
				54	A	Boston College	55 66	349	H	Boston U.	70 57						
				308	A	Fairleigh Dickinson	78 67	182	A	Rhode Island	64 72						
				172	H	Columbia	57 67	239	H	Bryant	64 83						

Non-Div I Games:

UMass Lowell

■ Loss, 
 ■ Non-Conf, 
 ■ S Site, 
 ■ H Home 
 ■ A Away 
 N Neutral

## UNC Asheville

Through Games Of Jan. 10, 2016

Average RPI Win:	270	WON-LOST	WINNING	LAST 10	STRENGTH OF	OPP. STRENGTH	TEAM	ADJ.	CONF.	ADJ CONF.
Average RPI Loss:	158	RECORD	PCT. RANK	GAMES	SCHEDULE	OF SCHEDULE	RPI	RPI	RPI	RPI
DIV. I ONLY	10- 3	47	7- 2	329	292	145	145	26	26	
DIV. I NON-CONF.	5- 2	87	4- 1	333	265	174	174	27	27	
TOTALS	RPI 1-25	RPI 26-50	W-L RECORDS	RPI 51-100	RPI 101-150	RPI 150+				
10- 3	0- 0	0- 0	OVERALL	0- 0	0- 2	10- 1				
4- 0	0- 0	0- 0	HOME	0- 0	0- 0	4- 0				
6- 3	0- 0	0- 0	AWAY	0- 0	0- 0	6- 0				
0- 0	0- 0	0- 0	NEUTRAL	0- 0	0- 0	0- 0				
5- 2	0- 0	0- 0	NON-CONFERENCE	0- 0	0- 1	5- 1				
3- 0	0- 0	0- 0	HOME	0- 0	0- 0	3- 0				
2- 2	0- 0	0- 0	AWAY	0- 0	0- 1	2- 1				
0- 0	0- 0	0- 0	NEUTRAL	0- 0	0- 0	0- 0				
5- 1	0- 0	0- 0	CONFERENCE	0- 0	0- 1	5- 0				
1- 0	0- 0	0- 0	HOME	0- 0	0- 0	1- 0				
4- 1	0- 0	0- 0	AWAY	0- 0	0- 1	4- 0				
0- 0	0- 0	0- 0	NEUTRAL	0- 0	0- 0	0- 0				

RPI 1-25			RPI 26-50			RPI 51-100			RPI 101+			Team's RPI: 145
RPI	S	Opponent	Score	RPI	S	Opponent	Score	RPI	S	Opponent	Score	
								109	A	Liberty	53	71
								139	A	ETSU	68	74
								211	H	Furman	84	71
								227	A	Clemson	49	67
								241	A	Campbell	72	58
								244	A	Presbyterian	72	63
								247	H	USC Upstate	68	59
								261	H	UNCG	95	52
								276	H	Winthrop	63	55
								294	A	Wofford	70	63
								301	A	Charleston So.	58	50
								305	A	Coastal Caro.	63	52
								318	A	Western Caro.	67	45
LAST 12 Division I GAMES:												
301	A	Charleston So.	58	50	211	H	Furman	84	71			
109	A	Liberty	53	71	305	A	Coastal Caro.	63	52			
241	A	Campbell	72	58	261	H	UNCG	95	52			
276	H	Winthrop	63	55	244	A	Presbyterian	72	63			
227	A	Clemson	49	67	247	H	USC Upstate	68	59			
294	A	Wofford	70	63	318	A	Western Caro.	67	45			

Non-Div I Games: Montreat 89 41 Warren Wilson 108 47

UNC Asheville

■ Loss, 
 ■ Non-Conf, S Site, 
 ■ Home 
 ■ Away 
 N Neutral

Average RPI Win:	315	WON-LOST	WINNING	LAST 10	STRENGTH OF	OPP. STRENGTH	TEAM	ADJ.	CONF.	ADJ CONF.
Average RPI Loss:	162	RECORD	PCT. RANK	GAMES	SCHEDULE	OF SCHEDULE	RPI	RPI	RPI	RPI
DIV. I ONLY	6- 8	201	4- 5	273	342	261	261	15	15	
DIV. I NON-CONF.	6- 6	160	5- 4	297	337	244	244	15	15	
TOTALS	RPI 1-25	RPI 26-50	W-L RECORDS	RPI 51-100	RPI 101-150	RPI 150+				
6- 8	0- 1	0- 0	OVERALL	0- 1	0- 1	6- 5				
4- 3	0- 0	0- 0	HOME	0- 0	0- 0	4- 3				
1- 5	0- 1	0- 0	AWAY	0- 1	0- 1	1- 2				
1- 0	0- 0	0- 0	NEUTRAL	0- 0	0- 0	1- 0				
6- 6	0- 1	0- 0	NON-CONFERENCE	0- 1	0- 1	6- 3				
4- 1	0- 0	0- 0	HOME	0- 0	0- 0	4- 1				
1- 5	0- 1	0- 0	AWAY	0- 1	0- 1	1- 2				
1- 0	0- 0	0- 0	NEUTRAL	0- 0	0- 0	1- 0				
0- 2	0- 0	0- 0	CONFERENCE	0- 0	0- 0	0- 2				
0- 2	0- 0	0- 0	HOME	0- 0	0- 0	0- 2				
0- 0	0- 0	0- 0	AWAY	0- 0	0- 0	0- 0				
0- 0	0- 0	0- 0	NEUTRAL	0- 0	0- 0	0- 0				

RPI 1-25			RPI 26-50			RPI 51-100			RPI 101+			Team's RPI: 261
RPI	S	Opponent	Score	RPI	S	Opponent	Score	RPI	S	Opponent	Score	
6	A	South Carolina	44 92					60	A	Tulane	53 74	145 A UNC Asheville 52 95
												151 H Mercer 78 86
												169 H Samford 52 57
												231 A Gardner-Webb 57 59
												247 A USC Upstate 61 84
												278 H UMES 71 51
												285 H Tennessee Tech 64 73
												302 H High Point 82 72
												304 H Longwood 81 60
												315 N Cleveland St. 55 51
												345 A New Orleans 81 79
												348 H N.C. Central 103 56
LAST 12 Division I GAMES:												
169	H	Samford	52 57	60	A	Tulane	53 74					
151	H	Mercer	78 86	345	A	New Orleans	81 79					
348	H	N.C. Central	103 56	145	A	UNC Asheville	52 95					
278	H	UMES	71 51	285	H	Tennessee Tech	64 73					
315	N	Cleveland St.	55 51	247	A	USC Upstate	61 84					
231	A	Gardner-Webb	57 59	304	H	Longwood	81 60					

Non-Div I Games: Barton 82 55 Pfeiffer 71 52 Francis Marion 63 66

UNCG

Loss, Non-Conf, S Site, H Home A Away N Neutral

Average RPI Win:	283	WON-LOST	WINNING	LAST 10	STRENGTH OF	OPP. STRENGTH	TEAM	ADJ.	CONF.	ADJ CONF.
Average RPI Loss:	125	RECORD	PCT. RANK	GAMES	SCHEDULE	OF SCHEDULE	RPI	RPI	RPI	RPI
DIV. I ONLY	4- 9	260	3- 7	205	213	238	238	13	13	
DIV. I NON-CONF.	3- 7	248	3- 6	204	203	246	246	12	12	
TOTALS	RPI 1-25	RPI 26-50	W-L RECORDS	RPI 51-100	RPI 101-150	RPI 150+				
4- 9	0- 1	0- 2	OVERALL	0- 2	0- 0	4- 4				
1- 5	0- 0	0- 2	HOME	0- 1	0- 0	1- 2				
3- 4	0- 1	0- 0	AWAY	0- 1	0- 0	3- 2				
0- 0	0- 0	0- 0	NEUTRAL	0- 0	0- 0	0- 0				
3- 7	0- 1	0- 2	NON-CONFERENCE	0- 1	0- 0	3- 3				
1- 4	0- 0	0- 2	HOME	0- 0	0- 0	1- 2				
2- 3	0- 1	0- 0	AWAY	0- 1	0- 0	2- 1				
0- 0	0- 0	0- 0	NEUTRAL	0- 0	0- 0	0- 0				
1- 2	0- 0	0- 0	CONFERENCE	0- 1	0- 0	1- 1				
0- 1	0- 0	0- 0	HOME	0- 1	0- 0	0- 0				
1- 1	0- 0	0- 0	AWAY	0- 0	0- 0	1- 1				
0- 0	0- 0	0- 0	NEUTRAL	0- 0	0- 0	0- 0				

RPI 1-25				RPI 26-50				RPI 51-100				RPI 101+ Team's RPI: 238			
RPI	S	Opponent	Score	RPI	S	Opponent	Score	RPI	S	Opponent	Score	RPI	S	Opponent	Score
25	A	Duke	56 78	43	H	Chattanooga	33 61	71	H	Elon	60 67	188	H	Stetson	49 52
				47	H	Ohio	59 75	90	A	VCU	45 58	210	H	Jacksonville	51 49
												216	A	Delaware	59 67
												221	H	Davidson	50 77
												224	A	Richmond	53 63
												280	A	Towson	52 49
												297	A	North Florida	63 47
												344	A	Norfolk St.	61 57
LAST 12 Division I GAMES:															
280	A	Towson	52 49	43	H	Chattanooga	33 61								
216	A	Delaware	59 67	47	H	Ohio	59 75								
71	H	Elon	60 67	188	H	Stetson	49 52								
25	A	Duke	56 78	344	A	Norfolk St.	61 57								
297	A	North Florida	63 47	90	A	VCU	45 58								
210	H	Jacksonville	51 49	221	H	Davidson	50 77								

Non-Div I Games: UNC Pembroke 68 43

UNCW

■ Loss, 
■ Non-Conf, 
■ S Site, 
■ H Home 
■ A Away 
N Neutral



Average RPI Win:	177	WON-LOST	WINNING	LAST 10	STRENGTH OF	OPP. STRENGTH	TEAM	ADJ.	CONF.	ADJ CONF.
Average RPI Loss:	89	RECORD	PCT. RANK	GAMES	SCHEDULE	OF SCHEDULE	RPI	RPI	RPI	RPI
DIV. I ONLY	7- 7	159	5- 5	98	57	128	128	21	21	
DIV. I NON-CONF.	4- 6	201	3- 5	34	35	133	133	16	16	
TOTALS	RPI 1-25	RPI 26-50	W-L RECORDS	RPI 51-100	RPI 101-150	RPI 150+				
7- 7	0- 2	0- 0	OVERALL	1- 2	3- 2	3- 1				
3- 3	0- 1	0- 0	HOME	1- 1	0- 1	2- 0				
2- 3	0- 0	0- 0	AWAY	0- 1	1- 1	1- 1				
2- 1	0- 1	0- 0	NEUTRAL	0- 0	2- 0	0- 0				
4- 6	0- 2	0- 0	NON-CONFERENCE	1- 2	2- 1	1- 1				
2- 2	0- 1	0- 0	HOME	1- 1	0- 0	1- 0				
0- 3	0- 0	0- 0	AWAY	0- 1	0- 1	0- 1				
2- 1	0- 1	0- 0	NEUTRAL	0- 0	2- 0	0- 0				
3- 1	0- 0	0- 0	CONFERENCE	0- 0	1- 1	2- 0				
1- 1	0- 0	0- 0	HOME	0- 0	0- 1	1- 0				
2- 0	0- 0	0- 0	AWAY	0- 0	1- 0	1- 0				
0- 0	0- 0	0- 0	NEUTRAL	0- 0	0- 0	0- 0				

RPI 1-25				RPI 26-50				RPI 51-100				RPI 101+ Team's RPI: 128			
RPI	S	Opponent	Score	RPI	S	Opponent	Score	RPI	S	Opponent	Score	RPI	S	Opponent	Score
20	N	Seton Hall	49 57					66	A	South Dakota St.	86 89	106	A	Creighton	61 69
22	H	Iowa	65 80					77	H	Iowa St.	75 84	113	H	Southern Ill.	60 65
								91	H	South Dakota	64 43	116	N	Georgia Tech	61 58
												126	A	Missouri St.	65 60
												146	N	Akron	59 51
												175	H	Tulsa	75 59
												220	A	North Dakota	59 64
												288	H	Evansville	62 51
												298	A	Wichita St.	55 44
LAST 12 Division I GAMES:															
126	A	Missouri St.	65 60	175	H	Tulsa	75 59								
298	A	Wichita St.	55 44	146	N	Akron	59 51								
113	H	Southern Ill.	60 65	66	A	South Dakota St.	86 89								
288	H	Evansville	62 51	220	A	North Dakota	59 64								
106	A	Creighton	61 69	77	H	Iowa St.	75 84								
116	N	Georgia Tech	61 58	20	N	Seton Hall	49 57								

Non-Div I Games: Rockhurst 58 39

UNI

■ Loss, 
 ■ Non-Conf, 
 ■ S Site, 
 ■ H Home 
 ■ A Away 
 N Neutral

Average RPI Win:	255	WON-LOST	WINNING	LAST 10	STRENGTH OF	OPP. STRENGTH	TEAM	ADJ.	CONF.	ADJ CONF.
Average RPI Loss:	68	RECORD	PCT. RANK	GAMES	SCHEDULE	OF SCHEDULE	RPI	RPI	RPI	RPI
DIV. I ONLY	7- 6	143	4- 6	142	190	152	152	17	17	
DIV. I NON-CONF.	6- 4	124	4- 4	227	182	155	155	18	18	
TOTALS	RPI 1-25	RPI 26-50	W-L RECORDS	RPI 51-100	RPI 101-150	RPI 150+				
7- 6	0- 1	0- 1	OVERALL	0- 2	0- 2	7- 0				
5- 2	0- 0	0- 0	HOME	0- 2	0- 0	5- 0				
2- 3	0- 1	0- 0	AWAY	0- 0	0- 2	2- 0				
0- 1	0- 0	0- 1	NEUTRAL	0- 0	0- 0	0- 0				
6- 4	0- 1	0- 1	NON-CONFERENCE	0- 1	0- 1	6- 0				
4- 1	0- 0	0- 0	HOME	0- 1	0- 0	4- 0				
2- 2	0- 1	0- 0	AWAY	0- 0	0- 1	2- 0				
0- 1	0- 0	0- 1	NEUTRAL	0- 0	0- 0	0- 0				
1- 2	0- 0	0- 0	CONFERENCE	0- 1	0- 1	1- 0				
1- 1	0- 0	0- 0	HOME	0- 1	0- 0	1- 0				
0- 1	0- 0	0- 0	AWAY	0- 0	0- 1	0- 0				
0- 0	0- 0	0- 0	NEUTRAL	0- 0	0- 0	0- 0				

RPI 1-25				RPI 26-50				RPI 51-100				RPI 101+ Team's RPI: 152			
RPI	S	Opponent	Score	RPI	S	Opponent	Score	RPI	S	Opponent	Score	RPI	S	Opponent	Score
14	A	Southern California	42 73	31	N	UTEP	52 60	52	H	Colorado St.	56 64	104	A	Long Beach St.	63 67
								85	H	Drake	68 76	121	A	Fresno St.	54 58
												166	H	George Mason	67 59
												190	H	Wyoming	66 37
												207	A	Houston	63 60
												252	H	Pepperdine	83 63
												319	H	UC Irvine	72 52
												326	A	A&M-Corpus Christi	65 51
												327	H	Southern Utah	79 44
LAST 12 Division I GAMES:															
190	H	Wyoming	66 37	326	A	A&M-Corpus Christi	65 51	207	A	Houston	63 60	14	A	Southern California	42 73
52	H	Colorado St.	56 64	85	H	Drake	68 76	166	H	George Mason	67 59	319	H	UC Irvine	72 52
121	A	Fresno St.	54 58	252	H	Pepperdine	83 63								
104	A	Long Beach St.	63 67												
31	N	UTEP	52 60												

Non-Div I Games: Cal St. San Marcos 62 43

UNLV

■ Loss, 
 ■ Non-Conf, 
 ■ S Site, 
 ■ H Home 
 ■ A Away 
 N Neutral

## USC Upstate

Through Games Of Jan. 10, 2016

Average RPI Win:	318	WON-LOST	WINNING	LAST 10	STRENGTH OF	OPP. STRENGTH	TEAM	ADJ.	CONF.	ADJ CONF.
Average RPI Loss:	150	RECORD	PCT. RANK	GAMES	SCHEDULE	OF SCHEDULE	RPI	RPI	RPI	RPI
DIV. I ONLY	7- 6	143	5- 4	344	253	247	247	28	28	
DIV. I NON-CONF.	6- 6	160	5- 5	334	252	254	254	28	28	
TOTALS	RPI 1-25	RPI 26-50	W-L RECORDS	RPI 51-100	RPI 101-150	RPI 150+				
7- 6	0- 0	0- 0	OVERALL	0- 2	0- 2	7- 2				
3- 1	0- 0	0- 0	HOME	0- 0	0- 0	3- 1				
4- 5	0- 0	0- 0	AWAY	0- 2	0- 2	4- 1				
0- 0	0- 0	0- 0	NEUTRAL	0- 0	0- 0	0- 0				
6- 6	0- 0	0- 0	NON-CONFERENCE	0- 2	0- 2	6- 2				
3- 1	0- 0	0- 0	HOME	0- 0	0- 0	3- 1				
3- 5	0- 0	0- 0	AWAY	0- 2	0- 2	3- 1				
0- 0	0- 0	0- 0	NEUTRAL	0- 0	0- 0	0- 0				
1- 0	0- 0	0- 0	CONFERENCE	0- 0	0- 0	1- 0				
0- 0	0- 0	0- 0	HOME	0- 0	0- 0	0- 0				
1- 0	0- 0	0- 0	AWAY	0- 0	0- 0	1- 0				
0- 0	0- 0	0- 0	NEUTRAL	0- 0	0- 0	0- 0				

RPI 1-25				RPI 26-50				RPI 51-100				RPI 101+				Team's RPI: 247	
RPI	S	Opponent	Score	RPI	S	Opponent	Score	RPI	S	Opponent	Score	RPI	S	Opponent	Score		
								63	A	Michigan	61	119	116	A	Georgia Tech	46	87
								89	A	North Carolina	40	80	145	A	UNC Asheville	59	68
													211	H	Furman	63	75
													261	H	UNCG	84	61
													278	A	UMES	59	78
													287	A	Morehead St.	86	72
													318	H	Western Caro.	68	59
													333	A	IPFW	84	81
													334	A	NJIT	58	41
													344	A	Norfolk St.	82	62
													348	H	N.C. Central	68	46
LAST 12 Division I GAMES:																	
				334	A	NJIT	58	41		211	H	Furman	63	75			
				318	H	Western Caro.	68	59		116	A	Georgia Tech	46	87			
				348	H	N.C. Central	68	46		261	H	UNCG	84	61			
				89	A	North Carolina	40	80		145	A	UNC Asheville	59	68			
				287	A	Morehead St.	86	72		63	A	Michigan	61	119			
				278	A	UMES	59	78		333	A	IPFW	84	81			

Non-Div I Games: Southern Wesleyan 84 51 Mars Hill 81 65 Bob Jones 96 46

USC Upstate

Loss, Non-Conf, S Site, H Home A Away N Neutral

Average RPI Win:	203	WON-LOST	WINNING	LAST 10	STRENGTH OF	OPP. STRENGTH	TEAM	ADJ.	CONF.	ADJ CONF.
Average RPI Loss:	74	RECORD	PCT. RANK	GAMES	SCHEDULE	OF SCHEDULE	RPI	RPI	RPI	RPI
DIV. I ONLY	8- 7	151	6- 4	92	80	86	86	23	23	
DIV. I NON-CONF.	7- 6	156	6- 4	66	58	80	80	22	22	
TOTALS	RPI 1-25	RPI 26-50	W-L RECORDS	RPI 51-100	RPI 101-150	RPI 150+				
8- 7	0- 1	0- 2	OVERALL	0- 2	2- 1	6- 1				
3- 1	0- 0	0- 0	HOME	0- 1	1- 0	2- 0				
4- 6	0- 1	0- 2	AWAY	0- 1	1- 1	3- 1				
1- 0	0- 0	0- 0	NEUTRAL	0- 0	0- 0	1- 0				
7- 6	0- 1	0- 2	NON-CONFERENCE	0- 2	2- 1	5- 0				
3- 1	0- 0	0- 0	HOME	0- 1	1- 0	2- 0				
3- 5	0- 1	0- 2	AWAY	0- 1	1- 1	2- 0				
1- 0	0- 0	0- 0	NEUTRAL	0- 0	0- 0	1- 0				
1- 1	0- 0	0- 0	CONFERENCE	0- 0	0- 0	1- 1				
0- 0	0- 0	0- 0	HOME	0- 0	0- 0	0- 0				
1- 1	0- 0	0- 0	AWAY	0- 0	0- 0	1- 1				
0- 0	0- 0	0- 0	NEUTRAL	0- 0	0- 0	0- 0				

RPI 1-25				RPI 26-50				RPI 51-100				RPI 101+			
RPI	S	Opponent	Score	RPI	S	Opponent	Score	RPI	S	Opponent	Score	RPI	S	Opponent	Score
22	A	Iowa	56 62	28	A	Louisville	66 88	59	A	Vanderbilt	61 64	113	A	Southern Ill.	70 63
				43	A	Chattanooga	46 61	78	H	Arkansas St.	74 76	115	A	Illinois	74 94
												149	H	Alabama	83 65
												169	H	Samford	52 50
												170	A	Eastern Ky.	61 70
												176	A	Cincinnati	63 57
												220	N	North Dakota	84 58
												223	H	Miami (OH)	74 47
												287	A	Morehead St.	85 67
												288	A	Evansville	75 48
LAST 12 Division I GAMES:															
287	A	Morehead St.	85 67	223	H	Miami (OH)	74 47								
170	A	Eastern Ky.	61 70	288	A	Evansville	75 48								
28	A	Louisville	66 88	169	H	Samford	52 50								
59	A	Vanderbilt	61 64	149	H	Alabama	83 65								
176	A	Cincinnati	63 57	43	A	Chattanooga	46 61								
115	A	Illinois	74 94	113	A	Southern Ill.	70 63								

Non-Div I Games:

UT Martin

■ Loss, 
■ Non-Conf, 
■ S Site, 
■ H Home 
■ A Away 
N Neutral

U  
T  
E  
P

U  
T  
E  
P

UTEP

Page 317

Average RPI Win:	254	WON-LOST	WINNING	LAST 10	STRENGTH OF	OPP. STRENGTH	TEAM	ADJ.	CONF.	ADJ CONF.
Average RPI Loss:	110	RECORD	PCT. RANK	GAMES	SCHEDULE	OF SCHEDULE	RPI	RPI	RPI	RPI
DIV. I ONLY	7- 7	159	5- 4	298	91	185	185	25	25	
DIV. I NON-CONF.	5- 7	198	4- 5	282	83	187	187	26	26	
TOTALS	RPI 1-25	RPI 26-50	W-L RECORDS	RPI 51-100	RPI 101-150	RPI 150+				
7- 7	0- 0	0- 2	OVERALL	0- 3	0- 1	7- 1				
3- 0	0- 0	0- 0	HOME	0- 0	0- 0	3- 0				
3- 6	0- 0	0- 2	AWAY	0- 3	0- 0	3- 1				
1- 1	0- 0	0- 0	NEUTRAL	0- 0	0- 1	1- 0				
5- 7	0- 0	0- 2	NON-CONFERENCE	0- 3	0- 1	5- 1				
1- 0	0- 0	0- 0	HOME	0- 0	0- 0	1- 0				
3- 6	0- 0	0- 2	AWAY	0- 3	0- 0	3- 1				
1- 1	0- 0	0- 0	NEUTRAL	0- 0	0- 1	1- 0				
2- 0	0- 0	0- 0	CONFERENCE	0- 0	0- 0	2- 0				
2- 0	0- 0	0- 0	HOME	0- 0	0- 0	2- 0				
0- 0	0- 0	0- 0	AWAY	0- 0	0- 0	0- 0				
0- 0	0- 0	0- 0	NEUTRAL	0- 0	0- 0	0- 0				

RPI S	Opponent	Score	RPI S	Opponent	Score	RPI S	Opponent	Score	RPI S	Opponent	Score	Team's RPI: 185
35	A Syracuse	32 91	40	A Oklahoma St.	54 78	58	A Kansas St.	43 61	148	N East Carolina	59 70	
						70	A Eastern Mich.	56 78	161	N Cal Poly	66 58	
						93	A TCU	67 71	207	A Houston	55 45	
									219	H Utah Valley	61 48	
									237	H Grand Canyon	52 28	
									280	A UC Santa Barbara	62 60	
									326	A A&M-Corpus Christi	46 49	
									336	A Incarnate Word	68 50	
									336	H Incarnate Word	60 47	
LAST 12 Division I GAMES:												
219	H Utah Valley	61 48	58	A Kansas St.	43 61	40	A Oklahoma St.	54 78	336	A Incarnate Word	68 50	
237	H Grand Canyon	52 28	40	A Oklahoma St.	54 78	326	A A&M-Corpus Christi	46 49	93	A TCU	67 71	
35	A Syracuse	32 91	336	A Incarnate Word	68 50	280	A UC Santa Barbara	62 60				
207	A Houston	55 45										
336	H Incarnate Word	60 47										
70	A Eastern Mich.	56 78										

Non-Div I Games: Concordia (TX) 90 44 Evangel 75 60 Texas Lutheran 90 38

UTRGV

Loss, Non-Conf, S Site, H Home A Away N Neutral

## UTSA

Through Games Of Jan. 10, 2016

Average RPI Win:	263	WON-LOST	WINNING	LAST 10	STRENGTH OF	OPP. STRENGTH	TEAM	ADJ.	CONF.	ADJ CONF.
Average RPI Loss:	129	RECORD	PCT. RANK	GAMES	SCHEDULE	OF SCHEDULE	RPI	RPI	RPI	RPI
DIV. I ONLY	3- 9	281	1- 7	139	167	256	256	11	11	
DIV. I NON-CONF.	2- 6	272	2- 4	70	195	226	226	11	11	
TOTALS	RPI 1-25	RPI 26-50	W-L RECORDS	RPI 51-100	RPI 101-150	RPI 150+				
3- 9	0- 1	0- 2	OVERALL	0- 1	0- 1	3- 4				
3- 3	0- 0	0- 0	HOME	0- 1	0- 1	3- 1				
0- 6	0- 1	0- 2	AWAY	0- 0	0- 0	0- 3				
0- 0	0- 0	0- 0	NEUTRAL	0- 0	0- 0	0- 0				
2- 6	0- 1	0- 2	NON-CONFERENCE	0- 0	0- 1	2- 2				
2- 2	0- 0	0- 0	HOME	0- 0	0- 1	2- 1				
0- 4	0- 1	0- 2	AWAY	0- 0	0- 0	0- 1				
0- 0	0- 0	0- 0	NEUTRAL	0- 0	0- 0	0- 0				
1- 3	0- 0	0- 0	CONFERENCE	0- 1	0- 0	1- 2				
1- 1	0- 0	0- 0	HOME	0- 1	0- 0	1- 0				
0- 2	0- 0	0- 0	AWAY	0- 0	0- 0	0- 2				
0- 0	0- 0	0- 0	NEUTRAL	0- 0	0- 0	0- 0				

RPI 1-25				RPI 26-50				RPI 51-100				RPI 101+ Team's RPI: 256			
RPI	S	Opponent	Score	RPI	S	Opponent	Score	RPI	S	Opponent	Score	RPI	S	Opponent	Score
4	A	Texas	53 90	29	A	Oklahoma	41 80	88	H	Middle Tenn.	63 74	137	H	Texas-Arlington	47 51
				30	A	Abilene Christian	60 79					158	A	Texas St.	64 72
												191	H	UAB	54 52
												196	A	North Texas	58 68
												249	A	Rice	48 49
												260	H	Houston Baptist	79 50
												269	H	Texas Southern	44 59
												337	H	Illinois St.	77 51
LAST 12 Division I GAMES:															
				88	H	Middle Tenn.	63 74					137	H	Texas-Arlington	47 51
				191	H	UAB	54 52					29	A	Oklahoma	41 80
				249	A	Rice	48 49					158	A	Texas St.	64 72
				196	A	North Texas	58 68					260	H	Houston Baptist	79 50
				269	H	Texas Southern	44 59					337	H	Illinois St.	77 51
				4	A	Texas	53 90					30	A	Abilene Christian	60 79

Non-Div I Games: Howard Payne 106 65 Tex. A&amp;M-Kingsville 88 51

UTSA

Loss, Non-Conf, S Site, H Home A Away N Neutral

Average RPI Win:	149	WON-LOST	WINNING	LAST 10	STRENGTH OF	OPP. STRENGTH	TEAM	ADJ.	CONF.	ADJ CONF.
Average RPI Loss:	24	RECORD	PCT. RANK	GAMES	SCHEDULE	OF SCHEDULE	RPI	RPI	RPI	RPI
DIV. I ONLY	11- 4	67	8- 2	36	34	38	38	1	1	
DIV. I NON-CONF.	8- 3	78	5- 3	116	93	81	81	1	1	
TOTALS	RPI 1-25	RPI 26-50	W-L RECORDS	RPI 51-100	RPI 101-150	RPI 150+				
11- 4	0- 2	1- 1	OVERALL	3- 1	2- 0	5- 0				
9- 0	0- 0	1- 0	HOME	2- 0	2- 0	4- 0				
2- 2	0- 2	0- 0	AWAY	1- 0	0- 0	1- 0				
0- 2	0- 0	0- 1	NEUTRAL	0- 1	0- 0	0- 0				
8- 3	0- 1	0- 1	NON-CONFERENCE	1- 1	2- 0	5- 0				
7- 0	0- 0	0- 0	HOME	1- 0	2- 0	4- 0				
1- 1	0- 1	0- 0	AWAY	0- 0	0- 0	1- 0				
0- 2	0- 0	0- 1	NEUTRAL	0- 1	0- 0	0- 0				
3- 1	0- 1	1- 0	CONFERENCE	2- 0	0- 0	0- 0				
2- 0	0- 0	1- 0	HOME	1- 0	0- 0	0- 0				
1- 1	0- 1	0- 0	AWAY	1- 0	0- 0	0- 0				
0- 0	0- 0	0- 0	NEUTRAL	0- 0	0- 0	0- 0				

RPI 1-25				RPI 26-50				Team's RPI: 38	RPI 51-100				RPI 101+			
RPI	S	Opponent	Score	RPI	S	Opponent	Score		RPI	S	Opponent	Score	RPI	S	Opponent	Score
3	A	Stanford	52 72	29	N	Oklahoma	55 70		54	N	Boston College	51 76	106	H	Creighton	74 58
9	A	BYU	59 73	35	H	Washington	88 83		55	H	Washington St.	73 71	121	H	Fresno St.	78 63
									67	A	California	84 79	166	H	George Mason	74 62
									91	H	South Dakota	66 59	187	H	UC Davis	88 58
LAST 12 Division I GAMES:																
67	A	California	84 79	212	A	Utah St.	64 61									
3	A	Stanford	52 72	121	H	Fresno St.	78 63									
35	H	Washington	88 83	9	A	BYU	59 73									
55	H	Washington St.	73 71	106	H	Creighton	74 58									
187	H	UC Davis	88 58	275	H	CSUN	97 56									
29	N	Oklahoma	55 70	54	N	Boston College	51 76									

Non-Div I Games:

Utah



Average RPI Win:	191	WON-LOST	WINNING	LAST 10	STRENGTH OF	OPP. STRENGTH	TEAM	ADJ.	CONF.	ADJ CONF.
Average RPI Loss:	144	RECORD	PCT. RANK	GAMES	SCHEDULE	OF SCHEDULE	RPI	RPI	RPI	RPI
DIV. I ONLY	5- 8	226	4- 5	219	93	212	212	17	17	
DIV. I NON-CONF.	3- 6	234	2- 5	200	52	209	209	18	18	
TOTALS	RPI 1-25	RPI 26-50	W-L RECORDS	RPI 51-100	RPI 101-150	RPI 150+				
5- 8	0- 1	0- 1	OVERALL	0- 0	1- 1	4- 5				
2- 3	0- 0	0- 1	HOME	0- 0	1- 0	1- 2				
2- 5	0- 1	0- 0	AWAY	0- 0	0- 1	2- 3				
1- 0	0- 0	0- 0	NEUTRAL	0- 0	0- 0	1- 0				
3- 6	0- 1	0- 1	NON-CONFERENCE	0- 0	1- 1	2- 3				
1- 2	0- 0	0- 1	HOME	0- 0	1- 0	0- 1				
1- 4	0- 1	0- 0	AWAY	0- 0	0- 1	1- 2				
1- 0	0- 0	0- 0	NEUTRAL	0- 0	0- 0	1- 0				
2- 2	0- 0	0- 0	CONFERENCE	0- 0	0- 0	2- 2				
1- 1	0- 0	0- 0	HOME	0- 0	0- 0	1- 1				
1- 1	0- 0	0- 0	AWAY	0- 0	0- 0	1- 1				
0- 0	0- 0	0- 0	NEUTRAL	0- 0	0- 0	0- 0				

RPI 1-25				RPI 26-50				RPI 51-100				RPI 101+ Team's RPI: 212			
RPI	S	Opponent	Score	RPI	S	Opponent	Score	RPI	S	Opponent	Score	RPI	S	Opponent	Score
9	A	BYU	69 81	38	H	Utah	61 64					123	A	Idaho St.	67 81
												131	H	Pacific	78 70
												155	A	Northern Colo.	60 74
												165	H	New Mexico	72 56
												174	A	Boise St.	78 84
												195	A	Montana	70 86
												197	N	Tennessee St.	63 46
												208	H	Sacramento St.	86 95
												219	A	Utah Valley	76 72
												245	A	San Diego St.	55 36
												248	H	San Jose St.	74 86
LAST 12 Division I GAMES:															
165	H	New Mexico	72 56	195	A	Montana	70 86								
174	A	Boise St.	78 84	197	N	Tennessee St.	63 46								
245	A	San Diego St.	55 36	219	A	Utah Valley	76 72								
248	H	San Jose St.	74 86	123	A	Idaho St.	67 81								
38	H	Utah	61 64	155	A	Northern Colo.	60 74								
131	H	Pacific	78 70	9	A	BYU	69 81								

Non-Div I Games: Westminster (UT) 74 67 Haskell 90 63

Utah St.

Loss, Non-Conf, S Site, H Home A Away N Neutral

## Utah Valley

Through Games Of Jan. 10, 2016

Average RPI Win:	247	WON-LOST	WINNING	LAST 10	STRENGTH OF	OPP. STRENGTH	TEAM	ADJ.	CONF.	ADJ CONF.
Average RPI Loss:	144	RECORD	PCT. RANK	GAMES	SCHEDULE	OF SCHEDULE	RPI	RPI	RPI	RPI
DIV. I ONLY	5- 10	247	1- 9	146	304	219	219	25	25	
DIV. I NON-CONF.	5- 8	209	3- 7	184	296	211	211	26	26	
TOTALS	RPI 1-25	RPI 26-50	W-L RECORDS	RPI 51-100	RPI 101-150	RPI 150+				
5- 10	0- 1	0- 0	OVERALL	0- 0	1- 5	4- 4				
2- 3	0- 0	0- 0	HOME	0- 0	1- 1	1- 2				
3- 6	0- 1	0- 0	AWAY	0- 0	0- 3	3- 2				
0- 1	0- 0	0- 0	NEUTRAL	0- 0	0- 1	0- 0				
5- 8	0- 1	0- 0	NON-CONFERENCE	0- 0	1- 4	4- 3				
2- 3	0- 0	0- 0	HOME	0- 0	1- 1	1- 2				
3- 4	0- 1	0- 0	AWAY	0- 0	0- 2	3- 1				
0- 1	0- 0	0- 0	NEUTRAL	0- 0	0- 1	0- 0				
0- 2	0- 0	0- 0	CONFERENCE	0- 0	0- 1	0- 1				
0- 0	0- 0	0- 0	HOME	0- 0	0- 0	0- 0				
0- 2	0- 0	0- 0	AWAY	0- 0	0- 1	0- 1				
0- 0	0- 0	0- 0	NEUTRAL	0- 0	0- 0	0- 0				

RPI 1-25				RPI 26-50				RPI 51-100				RPI 101+ Team's RPI: 219			
RPI	S	Opponent	Score	RPI	S	Opponent	Score	RPI	S	Opponent	Score	RPI	S	Opponent	Score
9	A	BYU	62 78									107	A	Oregon	68 79
												110	A	New Mexico St.	68 73
												123	H	Idaho St.	47 56
												140	H	San Francisco	94 88
												149	N	Alabama	60 67
												150	A	Weber St.	56 61
												174	A	Boise St.	72 70
												185	A	UTRGV	48 61
												187	H	UC Davis	55 59
												203	A	Eastern Wash.	64 68
												212	H	Utah St.	72 76
												266	A	Omaha	74 59
												327	H	Southern Utah	70 58
												329	A	Nevada	73 65
LAST 12 Division I GAMES:															
185	A	UTRGV	48 61	150	A	Weber St.	56 61								
110	A	New Mexico St.	68 73	212	H	Utah St.	72 76								
187	H	UC Davis	55 59	107	A	Oregon	68 79								
123	H	Idaho St.	47 56	203	A	Eastern Wash.	64 68								
266	A	Omaha	74 59	149	N	Alabama	60 67								
140	H	San Francisco	94 88	329	A	Nevada	73 65								

Non-Div I Games: Bethesda (CA) 91 64 Dixie St. 77 63

Utah Valley

Loss, Non-Conf, S Site, H Home A Away N Neutral

Average RPI Win:	199	WON-LOST	WINNING	LAST 10	STRENGTH OF	OPP. STRENGTH	TEAM	ADJ.	CONF.	ADJ CONF.
Average RPI Loss:	108	RECORD	PCT. RANK	GAMES	SCHEDULE	OF SCHEDULE	RPI	RPI	RPI	RPI
DIV. I ONLY	12- 4	52	7- 3	178	149	90	90	9	9	
DIV. I NON-CONF.	11- 2	28	8- 1	207	198	70	70	8	8	
TOTALS	RPI 1-25	RPI 26-50	W-L RECORDS	RPI 51-100	RPI 101-150	RPI 150+				
12- 4	1- 0	0- 0	OVERALL	0- 2	1- 1	10- 1				
7- 2	0- 0	0- 0	HOME	0- 2	0- 0	7- 0				
5- 1	1- 0	0- 0	AWAY	0- 0	1- 0	3- 0				
0- 1	0- 0	0- 0	NEUTRAL	0- 0	0- 1	0- 0				
11- 2	1- 0	0- 0	NON-CONFERENCE	0- 0	1- 1	9- 1				
7- 0	0- 0	0- 0	HOME	0- 0	0- 0	7- 0				
4- 1	1- 0	0- 0	AWAY	0- 0	1- 0	2- 1				
0- 1	0- 0	0- 0	NEUTRAL	0- 0	0- 1	0- 0				
1- 2	0- 0	0- 0	CONFERENCE	0- 2	0- 0	1- 0				
0- 2	0- 0	0- 0	HOME	0- 2	0- 0	0- 0				
1- 0	0- 0	0- 0	AWAY	0- 0	0- 0	1- 0				
0- 0	0- 0	0- 0	NEUTRAL	0- 0	0- 0	0- 0				

RPI 1-25				RPI 26-50				RPI 51-100				Team's RPI: 90	RPI 101+			
RPI	S	Opponent	Score	RPI	S	Opponent	Score	RPI	S	Opponent	Score		RPI	S	Opponent	Score
12	A	Arizona St.	57 48					51	H	Saint Joseph's	63 66		108	A	Iona	74 58
								100	H	Saint Louis	72 77		120	N	Toledo	61 80
													157	H	William & Mary	73 47
													160	A	IUPUI	69 70
													164	H	Coppin St.	73 42
													189	H	Old Dominion	74 54
													211	H	Furman	67 45
													218	A	Massachusetts	74 66
													238	H	UNCW	58 45
													241	H	Campbell	57 34
													267	A	N.C. A&T	64 49
													278	H	UMES	63 39
													302	A	High Point	69 39
LAST 12 Division I GAMES:																
51	H	Saint Joseph's	63 66	189	H	Old Dominion	74 54									
100	H	Saint Louis	72 77	302	A	High Point	69 39									
218	A	Massachusetts	74 66	278	H	UMES	63 39									
267	A	N.C. A&T	64 49	120	N	Toledo	61 80									
157	H	William & Mary	73 47	12	A	Arizona St.	57 48									
211	H	Furman	67 45	238	H	UNCW	58 45									

Non-Div I Games:

VCU

## Valparaiso

Through Games Of Jan. 10, 2016

Average RPI Win:	188	WON-LOST	WINNING	LAST 10	STRENGTH OF	OPP. STRENGTH	TEAM	ADJ.	CONF.	ADJ CONF.
Average RPI Loss:	114	RECORD	PCT. RANK	GAMES	SCHEDULE	OF SCHEDULE	RPI	RPI	RPI	RPI
DIV. I ONLY	3- 9	281	3- 4	37	104	194	194	14	14	
DIV. I NON-CONF.	1- 7	318	1- 4	49	32	238	238	14	14	
TOTALS	RPI 1-25	RPI 26-50	W-L RECORDS	RPI 51-100	RPI 101-150	RPI 150+				
3- 9	0- 1	0- 1	OVERALL	0- 2	0- 2	3- 3				
2- 4	0- 1	0- 0	HOME	0- 0	0- 1	2- 2				
1- 4	0- 0	0- 1	AWAY	0- 2	0- 1	1- 0				
0- 1	0- 0	0- 0	NEUTRAL	0- 0	0- 0	0- 1				
1- 7	0- 1	0- 1	NON-CONFERENCE	0- 1	0- 2	1- 2				
1- 3	0- 1	0- 0	HOME	0- 0	0- 1	1- 1				
0- 3	0- 0	0- 1	AWAY	0- 1	0- 1	0- 0				
0- 1	0- 0	0- 0	NEUTRAL	0- 0	0- 0	0- 1				
2- 2	0- 0	0- 0	CONFERENCE	0- 1	0- 0	2- 1				
1- 1	0- 0	0- 0	HOME	0- 0	0- 0	1- 1				
1- 1	0- 0	0- 0	AWAY	0- 1	0- 0	1- 0				
0- 0	0- 0	0- 0	NEUTRAL	0- 0	0- 0	0- 0				

RPI 1-25				RPI 26-50				RPI 51-100				RPI 101+ Team's RPI: 194			
RPI	S	Opponent	Score	RPI	S	Opponent	Score	RPI	S	Opponent	Score	RPI	S	Opponent	Score
1	H	Notre Dame	54 110	28	A	Louisville	42 75	62	A	San Diego	60 76	142	A	Butler	53 72
								87	A	Wright St.	63 80	146	H	Akron	74 85
												155	N	Northern Colo.	63 77
												167	H	SIUE	69 56
												171	A	Northern Ky.	61 60
												183	H	Detroit	66 72
												223	H	Miami (OH)	72 75
												225	H	Oakland	81 66
LAST 12 Division I GAMES:															
225	H	Oakland	81 66	146	H	Akron	74 85								
183	H	Detroit	66 72	28	A	Louisville	42 75								
87	A	Wright St.	63 80	223	H	Miami (OH)	72 75								
171	A	Northern Ky.	61 60	155	N	Northern Colo.	63 77								
167	H	SIUE	69 56	62	A	San Diego	60 76								
142	A	Butler	53 72	1	H	Notre Dame	54 110								

Non-Div I Games: Ind.-Northwest 79 57 Cardinal Stritch 63 62 Ind.-Kokomo 88 22

Valparaiso

Loss, Non-Conf, S Site, H Home A Away N Neutral

Vanderbilt

Through Games Of Jan. 10, 2016

Average RPI Win:	183	WON-LOST	WINNING	LAST 10	STRENGTH OF	OPP. STRENGTH	TEAM	ADJ.	CONF.	ADJ CONF.
Average RPI Loss:	54	RECORD	PCT. RANK	GAMES	SCHEDULE	OF SCHEDULE	RPI	RPI	RPI	RPI
DIV. I ONLY	12- 4	52	8- 2	95	109	59	59	3	3	
DIV. I NON-CONF.	11- 2	28	9- 0	197	95	50	50	2	2	
TOTALS	RPI 1-25	RPI 26-50	W-L RECORDS	RPI 51-100	RPI 101-150	RPI 150+				
12- 4	0- 3	1- 0	OVERALL	1- 0	4- 0	6- 1				
8- 1	0- 1	1- 0	HOME	1- 0	1- 0	5- 0				
3- 3	0- 2	0- 0	AWAY	0- 0	2- 0	1- 1				
1- 0	0- 0	0- 0	NEUTRAL	0- 0	1- 0	0- 0				
11- 2	0- 2	1- 0	NON-CONFERENCE	1- 0	3- 0	6- 0				
8- 0	0- 0	1- 0	HOME	1- 0	1- 0	5- 0				
2- 2	0- 2	0- 0	AWAY	0- 0	1- 0	1- 0				
1- 0	0- 0	0- 0	NEUTRAL	0- 0	1- 0	0- 0				
1- 2	0- 1	0- 0	CONFERENCE	0- 0	1- 0	0- 1				
0- 1	0- 1	0- 0	HOME	0- 0	0- 0	0- 0				
1- 1	0- 0	0- 0	AWAY	0- 0	1- 0	0- 1				
0- 0	0- 0	0- 0	NEUTRAL	0- 0	0- 0	0- 0				

RPI 1-25				RPI 26-50				RPI 51-100				RPI 101+			
RPI	S	Opponent	Score	RPI	S	Opponent	Score	RPI	S	Opponent	Score	RPI	S	Opponent	Score
6	H	South Carolina	61 71	47	H	Ohio	62 59	86	H	UT Martin	64 61	110	N	New Mexico St.	71 45
11	A	Green Bay	56 58									117	A	Drexel	74 64
17	A	Dayton	56 81									139	H	ETSU	65 39
												149	A	Alabama	54 48
												180	A	Ole Miss	52 55
												192	H	Troy	97 43
												204	A	Fordham	53 40
												233	H	Austin Peay	73 56
												244	H	Presbyterian	56 38
												331	H	Mississippi Val.	89 39
												343	H	Air Force	86 29
LAST 12 Division I GAMES:															
149	A	Alabama	54 48	86	H	UT Martin	64 61	192	H	Troy	97 43				
6	H	South Carolina	61 71	139	H	ETSU	65 39	117	A	Drexel	74 64				
180	A	Ole Miss	52 55	343	H	Air Force	86 29	47	H	Ohio	62 59				
204	A	Fordham	53 40												
110	N	New Mexico St.	71 45												
233	H	Austin Peay	73 56												

Non-Div I Games:

Vanderbilt

Loss, Non-Conf, S Site, H Home A Away N Neutral

Average RPI Win: 324		WON-LOST	WINNING	LAST 10	STRENGTH OF	OPP. STRENGTH	TEAM	ADJ.	CONF.	ADJ CONF.
Average RPI Loss: 197		RECORD	PCT. RANK	GAMES	SCHEDULE	OF SCHEDULE	RPI	RPI	RPI	RPI
DIV. I ONLY		5- 11	259	4- 6	284	348	291	291	16	16
DIV. I NON-CONF.		5- 8	209	4- 5	326	348	310	310	17	17
TOTALS		RPI 1-25	RPI 26-50	W-L RECORDS	RPI 51-100	RPI 101-150	RPI 150+			
5- 11	0- 0		0- 1	OVERALL	0- 1	0- 0	5- 9			
2- 4	0- 0		0- 0	HOME	0- 1	0- 0	2- 3			
3- 7	0- 0		0- 1	AWAY	0- 0	0- 0	3- 6			
0- 0	0- 0		0- 0	NEUTRAL	0- 0	0- 0	0- 0			
5- 8	0- 0		0- 0	NON-CONFERENCE	0- 0	0- 0	5- 8			
2- 3	0- 0		0- 0	HOME	0- 0	0- 0	2- 3			
3- 5	0- 0		0- 0	AWAY	0- 0	0- 0	3- 5			
0- 0	0- 0		0- 0	NEUTRAL	0- 0	0- 0	0- 0			
0- 3	0- 0		0- 1	CONFERENCE	0- 1	0- 0	0- 1			
0- 1	0- 0		0- 0	HOME	0- 1	0- 0	0- 0			
0- 2	0- 0		0- 1	AWAY	0- 0	0- 0	0- 1			
0- 0	0- 0		0- 0	NEUTRAL	0- 0	0- 0	0- 0			

RPI 1-25				RPI 26-50				RPI 51-100				RPI 101+				Team's RPI: 291	
RPI	S	Opponent	Score	RPI	S	Opponent	Score	RPI	S	Opponent	Score	RPI	S	Opponent	Score		
				50	A	Albany (NY)	43 72	96	H	Maine	41 62	172	A	Columbia	56 73		
												173	A	Brown	54 71		
												177	A	UMBC	48 85		
												200	H	Quinnipiac	65 77		
												216	A	Delaware	60 71		
												225	H	Oakland	68 74		
												239	A	Bryant	52 68		
												273	A	Holy Cross	63 77		
												286	H	Sacred Heart	53 51		
												322	A	Dartmouth	56 54		
												330	H	Central Conn. St.	79 63		
												334	A	NJIT	54 46		
												341	H	St. Francis Brooklyn	55 59		
												349	A	Boston U.	60 45		
LAST 12 Division I GAMES:																	
				50	A	Albany (NY)	43 72	216	A	Delaware	60 71						
				96	H	Maine	41 62	334	A	NJIT	54 46						
				177	A	UMBC	48 85	322	A	Dartmouth	56 54						
				225	H	Oakland	68 74	286	H	Sacred Heart	53 51						
				349	A	Boston U.	60 45	273	A	Holy Cross	63 77						
				341	H	St. Francis Brooklyn	55 59	200	H	Quinnipiac	65 77						

Non-Div I Games:

Vermont

■ Loss, ■ Non-Conf, S Site, H Home A Away N Neutral

Average RPI Win:	163	WON-LOST	WINNING	LAST 10	STRENGTH OF	OPP. STRENGTH	TEAM	ADJ.	CONF.	ADJ CONF.
Average RPI Loss:	81	RECORD	PCT. RANK	GAMES	SCHEDULE	OF SCHEDULE	RPI	RPI	RPI	RPI
DIV. I ONLY	10- 6	110	6- 4	105	37	76	76	6	6	
DIV. I NON-CONF.	6- 4	124	3- 3	94	77	75	75	6	6	
TOTALS	RPI 1-25	RPI 26-50	W-L RECORDS	RPI 51-100	RPI 101-150	RPI 150+				
10- 6	0- 0	1- 2	OVERALL	2- 2	2- 2	5- 0				
3- 1	0- 0	0- 0	HOME	1- 0	0- 1	2- 0				
5- 4	0- 0	1- 1	AWAY	1- 2	1- 1	2- 0				
2- 1	0- 0	0- 1	NEUTRAL	0- 0	1- 0	1- 0				
6- 4	0- 0	0- 2	NON-CONFERENCE	1- 2	1- 0	4- 0				
2- 0	0- 0	0- 0	HOME	1- 0	0- 0	1- 0				
2- 3	0- 0	0- 1	AWAY	0- 2	0- 0	2- 0				
2- 1	0- 0	0- 1	NEUTRAL	0- 0	1- 0	1- 0				
4- 2	0- 0	1- 0	CONFERENCE	1- 0	1- 2	1- 0				
1- 1	0- 0	0- 0	HOME	0- 0	0- 1	1- 0				
3- 1	0- 0	1- 0	AWAY	1- 0	1- 1	0- 0				
0- 0	0- 0	0- 0	NEUTRAL	0- 0	0- 0	0- 0				

RPI 1-25				RPI 26-50				RPI 51-100				Team's RPI: 76				RPI 101+			
RPI	S	Opponent	Score	RPI	S	Opponent	Score	RPI	S	Opponent	Score	RPI	S	Opponent	Score	RPI	S	Opponent	Score
				26	A	George Washington	70 78	51	H	Saint Joseph's	55 49	106	H	Creighton	62 65				
				27	A	DePaul	64 60	65	A	North Carolina St.	64 70	117	N	Drexel	67 55				
				49	N	St. Mary's (CA)	60 67	97	A	Marquette	82 75	142	A	Butler	57 45				
								98	A	Temple	55 61	143	A	Xavier	67 74				
												193	H	Providence	67 39				
												208	N	Sacramento St.	78 54				
												235	A	Lehigh	65 44				
												265	H	Loyola Maryland	67 55				
												290	A	La Salle	67 56				
LAST 12 Division I GAMES:																			
				27	A	DePaul	64 60	142	A	Butler	57 45								
				97	A	Marquette	82 75	290	A	La Salle	67 56								
				106	H	Creighton	62 65	26	A	George Washington	70 78								
				193	H	Providence	67 39	49	N	St. Mary's (CA)	60 67								
				143	A	Xavier	67 74	208	N	Sacramento St.	78 54								
				235	A	Lehigh	65 44	98	A	Temple	55 61								

Non-Div I Games:

Villanova

■ Loss, 
■ Non-Conf, S Site, 
■ Home 
■ Away 
N Neutral

## Virginia

Through Games Of Jan. 10, 2016

Average RPI Win:	193	WON-LOST	WINNING	LAST 10	STRENGTH OF	OPP. STRENGTH	TEAM	ADJ.	CONF.	ADJ CONF.
Average RPI Loss:	21	RECORD	PCT. RANK	GAMES	SCHEDULE	OF SCHEDULE	RPI	RPI	RPI	RPI
DIV. I ONLY	12- 5	78	7- 3	52	81	68	68	5	5	
DIV. I NON-CONF.	10- 4	87	5- 4	132	100	91	91	5	5	
TOTALS	RPI 1-25	RPI 26-50	W-L RECORDS	RPI 51-100	RPI 101-150	RPI 150+				
12- 5	1- 4	1- 0	OVERALL	2- 1	0- 0	8- 0				
8- 2	0- 2	1- 0	HOME	0- 0	0- 0	7- 0				
3- 1	0- 1	0- 0	AWAY	2- 0	0- 0	1- 0				
1- 2	1- 1	0- 0	NEUTRAL	0- 1	0- 0	0- 0				
10- 4	1- 3	0- 0	NON-CONFERENCE	2- 1	0- 0	7- 0				
7- 1	0- 1	0- 0	HOME	0- 0	0- 0	7- 0				
2- 1	0- 1	0- 0	AWAY	2- 0	0- 0	0- 0				
1- 2	1- 1	0- 0	NEUTRAL	0- 1	0- 0	0- 0				
2- 1	0- 1	1- 0	CONFERENCE	0- 0	0- 0	1- 0				
1- 1	0- 1	1- 0	HOME	0- 0	0- 0	0- 0				
1- 0	0- 0	0- 0	AWAY	0- 0	0- 0	1- 0				
0- 0	0- 0	0- 0	NEUTRAL	0- 0	0- 0	0- 0				

RPI	S	Opponent	Score	RPI	S	Opponent	Score	RPI	S	Opponent	Score	RPI	S	Opponent	Score
1	H	Notre Dame	46 74	41	H	Miami (FL)	76 56	60	N	Tulane	62 67	164	H	Coppin St.	75 40
5	A	Ohio St.	73 93					79	A	Auburn	69 52	179	A	Wake Forest	52 50
11	N	Green Bay	68 59					88	A	Middle Tenn.	70 66	224	H	Richmond	71 51
16	N	Rutgers	48 60									243	H	Bowling Green	68 39
22	H	Iowa	73 85									301	H	Charleston So.	85 65
												304	H	Longwood	81 46
												334	H	NJIT	81 54
												344	H	Norfolk St.	86 50
LAST 12 Division I GAMES:															
179	A	Wake Forest	52 50	5	A	Ohio St.	73 93	301	H	Charleston So.	85 65				
1	H	Notre Dame	46 74	243	H	Bowling Green	68 39	334	H	NJIT	81 54				
41	H	Miami (FL)	76 56	22	H	Iowa	73 85	60	N	Tulane	62 67				
224	H	Richmond	71 51												
164	H	Coppin St.	75 40												
16	N	Rutgers	48 60												

Non-Div I Games:

Virginia

■ Loss, 
 ■ Non-Conf, S Site, 
 ■ Home 
 ■ Away 
 N Neutral



Average RPI Win:	191	WON-LOST	WINNING	LAST 10	STRENGTH OF	OPP. STRENGTH	TEAM	ADJ.	CONF.	ADJ CONF.
Average RPI Loss:	55	RECORD	PCT. RANK	GAMES	SCHEDULE	OF SCHEDULE	RPI	RPI	RPI	RPI
DIV. I ONLY	13- 3	25	8- 2	198	47	64	64	5	5	
DIV. I NON-CONF.	12- 1	10	9- 0	285	68	74	74	5	5	
TOTALS	RPI 1-25	RPI 26-50	W-L RECORDS	RPI 51-100	RPI 101-150	RPI 150+				
13- 3	1- 0	0- 2	OVERALL	1- 0	0- 1	11- 0				
11- 0	0- 0	0- 0	HOME	1- 0	0- 0	10- 0				
2- 3	1- 0	0- 2	AWAY	0- 0	0- 1	1- 0				
0- 0	0- 0	0- 0	NEUTRAL	0- 0	0- 0	0- 0				
12- 1	1- 0	0- 0	NON-CONFERENCE	0- 0	0- 1	11- 0				
10- 0	0- 0	0- 0	HOME	0- 0	0- 0	10- 0				
2- 1	1- 0	0- 0	AWAY	0- 0	0- 1	1- 0				
0- 0	0- 0	0- 0	NEUTRAL	0- 0	0- 0	0- 0				
1- 2	0- 0	0- 2	CONFERENCE	1- 0	0- 0	0- 0				
1- 0	0- 0	0- 0	HOME	1- 0	0- 0	0- 0				
0- 2	0- 0	0- 2	AWAY	0- 0	0- 0	0- 0				
0- 0	0- 0	0- 0	NEUTRAL	0- 0	0- 0	0- 0				

RPI 1-25				RPI 26-50				RPI 51-100				Team's RPI: 64	RPI 101+			
RPI	S	Opponent	Score	RPI	S	Opponent	Score	RPI	S	Opponent	Score		RPI	S	Opponent	Score
10	A	Tennessee	57 43	28	A	Louisville	45 56	54	H	Boston College	58 33		101	A	Georgetown	56 73
				35	A	Syracuse	39 60						162	A	Penn St.	64 59
													164	H	Coppin St.	72 39
													166	H	George Mason	80 63
													186	H	Col. of Charleston	81 47
													193	H	Providence	62 46
													211	H	Furman	59 30
													222	H	Radford	47 40
													244	H	Presbyterian	58 44
													259	H	Morgan St.	73 33
													294	H	Wofford	73 42
													324	H	Mt. St. Mary's	59 42
LAST 12 Division I GAMES:																
				35	A	Syracuse	39 60	324	H	Mt. St. Mary's	59 42					
				28	A	Louisville	45 56	164	H	Coppin St.	72 39					
				54	H	Boston College	58 33	259	H	Morgan St.	73 33					
				211	H	Furman	59 30	10	A	Tennessee	57 43					
				222	H	Radford	47 40	162	A	Penn St.	64 59					
				186	H	Col. of Charleston	81 47	294	H	Wofford	73 42					

Non-Div I Games:

Virginia Tech

Average RPI Win: <b>336</b>	WON-LOST	WINNING	LAST 10	STRENGTH OF	OPP. STRENGTH	TEAM	ADJ.	CONF.	ADJ CONF.
Average RPI Loss: <b>162</b>	RECORD	PCT. RANK	GAMES	SCHEDULE	OF SCHEDULE	RPI	RPI	RPI	RPI
DIV. I ONLY	2- 12	324	2- 8	247	183	320	320	31	31
DIV. I NON-CONF.	2- 9	296	2- 7	225	140	306	306	32	32
TOTALS	RPI 1-25	RPI 26-50	W-L RECORDS	RPI 51-100	RPI 101-150	RPI 150+			
2- 12	0- 1	0- 0	OVERALL	0- 1	0- 3	2- 7			
2- 3	0- 0	0- 0	HOME	0- 0	0- 1	2- 2			
0- 9	0- 1	0- 0	AWAY	0- 1	0- 2	0- 5			
0- 0	0- 0	0- 0	NEUTRAL	0- 0	0- 0	0- 0			
2- 9	0- 1	0- 0	NON-CONFERENCE	0- 1	0- 2	2- 5			
2- 2	0- 0	0- 0	HOME	0- 0	0- 1	2- 1			
0- 7	0- 1	0- 0	AWAY	0- 1	0- 1	0- 4			
0- 0	0- 0	0- 0	NEUTRAL	0- 0	0- 0	0- 0			
0- 3	0- 0	0- 0	CONFERENCE	0- 0	0- 1	0- 2			
0- 1	0- 0	0- 0	HOME	0- 0	0- 0	0- 1			
0- 2	0- 0	0- 0	AWAY	0- 0	0- 1	0- 1			
0- 0	0- 0	0- 0	NEUTRAL	0- 0	0- 0	0- 0			

RPI 1-25				RPI 26-50				RPI 51-100				RPI 101+ Team's RPI: 320			
RPI	S	Opponent	Score	RPI	S	Opponent	Score	RPI	S	Opponent	Score	RPI	S	Opponent	Score
5	A	Ohio St.	47 <b>106</b>					53	A	Penn	50 <b>78</b>	114	H	Stony Brook	62 <b>73</b>
												125	A	Yale	60 <b>78</b>
												144	A	Robert Morris	44 <b>64</b>
												154	A	Pittsburgh	41 <b>67</b>
												172	A	Columbia	48 <b>67</b>
												180	H	Ole Miss	49 <b>86</b>
												189	A	Old Dominion	57 <b>71</b>
												239	H	Bryant	71 <b>82</b>
												270	A	Saint Francis (PA)	78 <b>93</b>
												293	A	Delaware St.	44 <b>66</b>
												334	H	NJIT	76 53
												338	H	Lafayette	69 48
LAST 12 Division I GAMES:															
239	H	Bryant	71 <b>82</b>	114	H	Stony Brook	62 <b>73</b>								
144	A	Robert Morris	44 <b>64</b>	293	A	Delaware St.	44 <b>66</b>								
270	A	Saint Francis (PA)	78 <b>93</b>	338	H	Lafayette	69 48								
172	A	Columbia	48 <b>67</b>	125	A	Yale	60 <b>78</b>								
53	A	Penn	50 <b>78</b>	334	H	NJIT	76 53								
5	A	Ohio St.	47 <b>106</b>	180	H	Ole Miss	49 <b>86</b>								

Non-Div I Games:

Wagner

## Wake Forest

Through Games Of Jan. 10, 2016

Average RPI Win:	226	WON-LOST	WINNING	LAST 10	STRENGTH OF	OPP. STRENGTH	TEAM	ADJ.	CONF.	ADJ CONF.
Average RPI Loss:	84	RECORD	PCT. RANK	GAMES	SCHEDULE	OF SCHEDULE	RPI	RPI	RPI	RPI
DIV. I ONLY	9- 7	134	4- 6	229	95	179	179	5	5	
DIV. I NON-CONF.	9- 4	96	6- 3	298	154	182	182	5	5	
TOTALS	RPI 1-25	RPI 26-50	W-L RECORDS	RPI 51-100	RPI 101-150	RPI 150+				
9- 7	0- 1	0- 1	OVERALL	0- 2	2- 3	7- 0				
6- 3	0- 0	0- 0	HOME	0- 1	2- 2	4- 0				
2- 3	0- 1	0- 1	AWAY	0- 1	0- 0	2- 0				
1- 1	0- 0	0- 0	NEUTRAL	0- 0	0- 1	1- 0				
9- 4	0- 0	0- 1	NON-CONFERENCE	0- 0	2- 3	7- 0				
6- 2	0- 0	0- 0	HOME	0- 0	2- 2	4- 0				
2- 1	0- 0	0- 1	AWAY	0- 0	0- 0	2- 0				
1- 1	0- 0	0- 0	NEUTRAL	0- 0	0- 1	1- 0				
0- 3	0- 1	0- 0	CONFERENCE	0- 2	0- 0	0- 0				
0- 1	0- 0	0- 0	HOME	0- 1	0- 0	0- 0				
0- 2	0- 1	0- 0	AWAY	0- 1	0- 0	0- 0				
0- 0	0- 0	0- 0	NEUTRAL	0- 0	0- 0	0- 0				

RPI 1-25				RPI 26-50				RPI 51-100				RPI 101+ Team's RPI: 179			
RPI	S	Opponent	Score	RPI	S	Opponent	Score	RPI	S	Opponent	Score	RPI	S	Opponent	Score
25	A	Duke	68 95	39	A	Missouri	81 94	65	A	North Carolina St.	47 64	124	H	Wisconsin	51 64
								68	H	Virginia	50 52	129	H	Belmont	64 78
												132	H	LSU	60 57
												139	H	ETSU	69 52
												141	N	Hampton	42 47
												199	A	American	71 70
												210	H	Jacksonville	57 51
												221	H	Davidson	77 58
												224	H	Richmond	43 33
												290	H	La Salle	61 53
												305	N	Coastal Caro.	81 52
												317	A	FIU	57 53
LAST 12 Division I GAMES:															
68	H	Virginia	50 52	224	H	Richmond	43 33								
25	A	Duke	68 95	305	N	Coastal Caro.	81 52								
65	A	North Carolina St.	47 64	210	H	Jacksonville	57 51								
317	A	FIU	57 53	129	H	Belmont	64 78								
141	N	Hampton	42 47	124	H	Wisconsin	51 64								
290	H	La Salle	61 53	199	A	American	71 70								

Non-Div I Games:

Wake Forest

■ Loss, 
■ Non-Conf, S Site, 
■ Home 
■ Away 
N Neutral

Average RPI Win:	140	WON-LOST	WINNING	LAST 10	STRENGTH OF	OPP. STRENGTH	TEAM	ADJ.	CONF.	ADJ CONF.
Average RPI Loss:	29	RECORD	PCT. RANK	GAMES	SCHEDULE	OF SCHEDULE	RPI	RPI	RPI	RPI
DIV. I ONLY	12- 4	52	7- 3	30	38	35	35	1	1	
DIV. I NON-CONF.	9- 2	37	5- 2	55	122	36	36	1	1	
TOTALS	RPI 1-25	RPI 26-50	W-L RECORDS	RPI 51-100	RPI 101-150	RPI 150+				
12- 4	0- 1	0- 3	OVERALL	5- 0	4- 0	3- 0				
7- 2	0- 1	0- 1	HOME	3- 0	1- 0	3- 0				
4- 1	0- 0	0- 1	AWAY	2- 0	2- 0	0- 0				
1- 1	0- 0	0- 1	NEUTRAL	0- 0	1- 0	0- 0				
9- 2	0- 0	0- 2	NON-CONFERENCE	3- 0	3- 0	3- 0				
6- 1	0- 0	0- 1	HOME	2- 0	1- 0	3- 0				
2- 0	0- 0	0- 0	AWAY	1- 0	1- 0	0- 0				
1- 1	0- 0	0- 1	NEUTRAL	0- 0	1- 0	0- 0				
3- 2	0- 1	0- 1	CONFERENCE	2- 0	1- 0	0- 0				
1- 1	0- 1	0- 0	HOME	1- 0	0- 0	0- 0				
2- 1	0- 0	0- 1	AWAY	1- 0	1- 0	0- 0				
0- 0	0- 0	0- 0	NEUTRAL	0- 0	0- 0	0- 0				

RPI 1-25				RPI 26-50				Team's RPI: 35	RPI 51-100				RPI 101+			
RPI	S	Opponent	Score	RPI	S	Opponent	Score		RPI	S	Opponent	Score	RPI	S	Opponent	Score
12	H	Arizona St.	61 68	29	H	Oklahoma	68 71		55	A	Washington St.	79 64	121	A	Fresno St.	89 79
				35	N	Syracuse	62 66		72	H	Arizona	63 47	134	N	Texas Tech	77 73
				38	A	Utah	83 88		75	H	Santa Clara	100 55	136	A	Colorado	76 74
									91	A	South Dakota	77 64	150	H	Weber St.	69 56
									95	H	UC Riverside	78 43	215	H	Seattle	96 55
													245	H	San Diego St.	80 51
													295	H	Portland	83 65
LAST 12 Division I GAMES:																
72	H	Arizona	63 47	150	H	Weber St.	69 56									
12	H	Arizona St.	61 68	95	H	UC Riverside	78 43									
38	A	Utah	83 88	91	A	South Dakota	77 64									
136	A	Colorado	76 74	29	H	Oklahoma	68 71									
55	A	Washington St.	79 64	295	H	Portland	83 65									
35	N	Syracuse	62 66	134	N	Texas Tech	77 73									

Non-Div I Games:

Washington

■ Loss, 
 ■ Non-Conf, S Site, 
 ■ Home 
 ■ Away 
 N Neutral

Average RPI Win:	163	WON-LOST	WINNING	LAST 10	STRENGTH OF	OPP. STRENGTH	TEAM	ADJ.	CONF.	ADJ CONF.
Average RPI Loss:	35	RECORD	PCT. RANK	GAMES	SCHEDULE	OF SCHEDULE	RPI	RPI	RPI	RPI
DIV. I ONLY	11- 5	86	6- 4	78	11	55	55	1	1	
DIV. I NON-CONF.	9- 2	37	5- 2	160	34	32	32	1	1	
TOTALS	RPI 1-25	RPI 26-50	W-L RECORDS	RPI 51-100	RPI 101-150	RPI 150+				
11- 5	0- 1	0- 4	OVERALL	3- 0	3- 0	5- 0				
5- 2	0- 1	0- 1	HOME	2- 0	1- 0	2- 0				
5- 3	0- 0	0- 3	AWAY	1- 0	2- 0	2- 0				
1- 0	0- 0	0- 0	NEUTRAL	0- 0	0- 0	1- 0				
9- 2	0- 0	0- 2	NON-CONFERENCE	2- 0	2- 0	5- 0				
4- 0	0- 0	0- 0	HOME	1- 0	1- 0	2- 0				
4- 2	0- 0	0- 2	AWAY	1- 0	1- 0	2- 0				
1- 0	0- 0	0- 0	NEUTRAL	0- 0	0- 0	1- 0				
2- 3	0- 1	0- 2	CONFERENCE	1- 0	1- 0	0- 0				
1- 2	0- 1	0- 1	HOME	1- 0	0- 0	0- 0				
1- 1	0- 0	0- 1	AWAY	0- 0	1- 0	0- 0				
0- 0	0- 0	0- 0	NEUTRAL	0- 0	0- 0	0- 0				

RPI 1-25				RPI 26-50				RPI 51-100				Team's RPI: 55	RPI 101+			
RPI	S	Opponent	Score	RPI	S	Opponent	Score	RPI	S	Opponent	Score		RPI	S	Opponent	Score
12	H	Arizona St.	45 63	35	H	Washington	64 79	62	A	San Diego	78 72		103	A	Hawaii	62 52
				38	A	Utah	71 73	69	H	Gonzaga	55 48		136	A	Colorado	74 66
				40	A	Oklahoma St.	60 70	72	H	Arizona	67 46		141	H	Hampton	68 61
				49	A	St. Mary's (CA)	71 75						174	A	Boise St.	57 52
													181	A	Kansas	66 53
													248	H	San Jose St.	95 80
													280	H	UC Santa Barbara	61 44
													329	N	Nevada	70 57
LAST 12 Division I GAMES:																
				12	H	Arizona St.	45 63						181	A	Kansas	66 53
				72	H	Arizona	67 46						49	A	St. Mary's (CA)	71 75
				136	A	Colorado	74 66						69	H	Gonzaga	55 48
				38	A	Utah	71 73						62	A	San Diego	78 72
				35	H	Washington	64 79						174	A	Boise St.	57 52
				248	H	San Jose St.	95 80						40	A	Oklahoma St.	60 70

Non-Div I Games:

Washington St.

■ Loss, 
■ Non-Conf, S Site, 
■ Home 
■ Away 
N Neutral

Average RPI Win:	235	WON-LOST	WINNING	LAST 10	STRENGTH OF	OPP. STRENGTH	TEAM	ADJ.	CONF.	ADJ CONF.
Average RPI Loss:	96	RECORD	PCT. RANK	GAMES	SCHEDULE	OF SCHEDULE	RPI	RPI	RPI	RPI
DIV. I ONLY	8- 4	90	6- 3	321	45	150	150	18	18	
DIV. I NON-CONF.	6- 3	100	5- 3	317	51	168	168	19	19	
TOTALS	RPI 1-25	RPI 26-50	W-L RECORDS	RPI 51-100	RPI 101-150	RPI 150+				
8- 4	0- 1	0- 1	OVERALL	0- 0	1- 0	7- 2				
1- 2	0- 1	0- 0	HOME	0- 0	0- 0	1- 1				
6- 2	0- 0	0- 1	AWAY	0- 0	1- 0	5- 1				
1- 0	0- 0	0- 0	NEUTRAL	0- 0	0- 0	1- 0				
6- 3	0- 1	0- 1	NON-CONFERENCE	0- 0	0- 0	6- 1				
1- 2	0- 1	0- 0	HOME	0- 0	0- 0	1- 1				
4- 1	0- 0	0- 1	AWAY	0- 0	0- 0	4- 0				
1- 0	0- 0	0- 0	NEUTRAL	0- 0	0- 0	1- 0				
2- 1	0- 0	0- 0	CONFERENCE	0- 0	1- 0	1- 1				
0- 0	0- 0	0- 0	HOME	0- 0	0- 0	0- 0				
2- 1	0- 0	0- 0	AWAY	0- 0	1- 0	1- 1				
0- 0	0- 0	0- 0	NEUTRAL	0- 0	0- 0	0- 0				

RPI 1-25				RPI 26-50				RPI 51-100				RPI 101+ Team's RPI: 150			
RPI	S	Opponent	Score	RPI	S	Opponent	Score	RPI	S	Opponent	Score	RPI	S	Opponent	Score
9	H	BYU	51 68	35	A	Washington	56 69					123	A	Idaho St.	61 46
												155	A	Northern Colo.	63 65
												186	H	Col. of Charleston	42 50
												196	A	North Texas	45 38
												219	H	Utah Valley	61 56
												220	A	North Dakota	62 56
												240	N	Stephen F. Austin	56 46
												271	A	Denver	61 49
												295	A	Portland	57 55
												314	A	Cal St. Fullerton	60 40
LAST 12 Division I GAMES:															
155	A	Northern Colo.	63 65	9	H	BYU	51 68	240	N	Stephen F. Austin	56 46				
220	A	North Dakota	62 56					196	A	North Texas	45 38				
123	A	Idaho St.	61 46					295	A	Portland	57 55				
35	A	Washington	56 69					314	A	Cal St. Fullerton	60 40				
219	H	Utah Valley	61 56					186	H	Col. of Charleston	42 50				
271	A	Denver	61 49												

Non-Div I Games: Westminster (UT) 79 46 Bethesda (CA) 86 60

Weber St.

Loss, Non-Conf, S Site, H Home A Away N Neutral

## West Virginia

Through Games Of Jan. 10, 2016

Average RPI Win:	175	WON-LOST	WINNING	LAST 10	STRENGTH OF	OPP. STRENGTH	TEAM	ADJ.	CONF.	ADJ CONF.
Average RPI Loss:	29	RECORD	PCT. RANK	GAMES	SCHEDULE	OF SCHEDULE	RPI	RPI	RPI	RPI
DIV. I ONLY	14- 3	23	9- 1	81	64	42	42	2	2	
DIV. I NON-CONF.	11- 2	28	8- 0	151	117	42	42	3	3	
TOTALS	RPI 1-25	RPI 26-50	W-L RECORDS	RPI 51-100	RPI 101-150	RPI 150+				
14- 3	0- 2	0- 0	OVERALL	4- 1	3- 0	7- 0				
7- 1	0- 1	0- 0	HOME	1- 0	1- 0	5- 0				
2- 1	0- 0	0- 0	AWAY	1- 1	0- 0	1- 0				
5- 1	0- 1	0- 0	NEUTRAL	2- 0	2- 0	1- 0				
11- 2	0- 1	0- 0	NON-CONFERENCE	3- 1	2- 0	6- 0				
6- 0	0- 0	0- 0	HOME	1- 0	0- 0	5- 0				
0- 1	0- 0	0- 0	AWAY	0- 1	0- 0	0- 0				
5- 1	0- 1	0- 0	NEUTRAL	2- 0	2- 0	1- 0				
3- 1	0- 1	0- 0	CONFERENCE	1- 0	1- 0	1- 0				
1- 1	0- 1	0- 0	HOME	0- 0	1- 0	0- 0				
2- 0	0- 0	0- 0	AWAY	1- 0	0- 0	1- 0				
0- 0	0- 0	0- 0	NEUTRAL	0- 0	0- 0	0- 0				

RPI 1-25				RPI 26-50		Team's RPI: 42		RPI 51-100				RPI 101+			
RPI	S	Opponent	Score	RPI	S	Opponent	Score	RPI	S	Opponent	Score	RPI	S	Opponent	Score
4	H	Texas	54 65					58	A	Kansas St.	72 53	125	N	Yale	70 60
14	N	Southern California	67 78					69	A	Gonzaga	57 62	133	N	Marshall	66 60
								71	H	Elon	67 57	134	H	Texas Tech	79 57
								73	N	Indiana	75 64	164	H	Coppin St.	96 64
								80	N	James Madison	69 62	181	A	Kansas	65 45
												237	N	Grand Canyon	68 50
												287	H	Morehead St.	94 56
												293	H	Delaware St.	77 34
												304	H	Longwood	74 43
												308	H	Fairleigh Dickinson	91 42
LAST 12 Division I GAMES:															
134	H	Texas Tech	79 57	73	N	Indiana	75 64								
58	A	Kansas St.	72 53	80	N	James Madison	69 62								
181	A	Kansas	65 45	304	H	Longwood	74 43								
4	H	Texas	54 65	133	N	Marshall	66 60								
71	H	Elon	67 57	308	H	Fairleigh Dickinson	91 42								
125	N	Yale	70 60	287	H	Morehead St.	94 56								

Non-Div I Games:

West Virginia

■ Loss, 
 ■ Non-Conf, S Site, 
 ■ Home 
 ■ Away 
 N Neutral

Average RPI Win:	316	WON-LOST	WINNING	LAST 10	STRENGTH OF	OPP. STRENGTH	TEAM	ADJ.	CONF.	ADJ CONF.
Average RPI Loss:	192	RECORD	PCT. RANK	GAMES	SCHEDULE	OF SCHEDULE	RPI	RPI	RPI	RPI
DIV. I ONLY	1- 12	339	1- 8	166	344	318	318	15	15	
DIV. I NON-CONF.	1- 10	330	1- 8	194	345	320	320	15	15	
TOTALS	RPI 1-25	RPI 26-50	W-L RECORDS	RPI 51-100	RPI 101-150	RPI 150+				
1- 12	0- 1	0- 0	OVERALL	0- 1	0- 1	1- 9				
0- 4	0- 0	0- 0	HOME	0- 0	0- 1	0- 3				
0- 8	0- 1	0- 0	AWAY	0- 1	0- 0	0- 6				
1- 0	0- 0	0- 0	NEUTRAL	0- 0	0- 0	1- 0				
1- 10	0- 1	0- 0	NON-CONFERENCE	0- 1	0- 1	1- 7				
0- 2	0- 0	0- 0	HOME	0- 0	0- 1	0- 1				
0- 8	0- 1	0- 0	AWAY	0- 1	0- 0	0- 6				
1- 0	0- 0	0- 0	NEUTRAL	0- 0	0- 0	1- 0				
0- 2	0- 0	0- 0	CONFERENCE	0- 0	0- 0	0- 2				
0- 2	0- 0	0- 0	HOME	0- 0	0- 0	0- 2				
0- 0	0- 0	0- 0	AWAY	0- 0	0- 0	0- 0				
0- 0	0- 0	0- 0	NEUTRAL	0- 0	0- 0	0- 0				

RPI 1-25				RPI 26-50				RPI 51-100				RPI 101+				Team's RPI: 318
RPI	S	Opponent	Score	RPI	S	Opponent	Score	RPI	S	Opponent	Score	RPI	S	Opponent	Score	
25	A	Duke	47 84					65	A	North Carolina St.	55 86	145	H	UNC Asheville	45 67	
												151	H	Mercer	88 92	
												169	H	Samford	42 59	
												170	A	Eastern Ky.	62 91	
												221	A	Davidson	51 64	
												241	A	Campbell	66 73	
												247	A	USC Upstate	59 68	
												258	H	Bethune-Cookman	59 66	
												301	A	Charleston So.	59 80	
												312	A	Kennesaw St.	53 65	
												316	N	Florida A&M	69 53	
LAST 12 Division I GAMES:																
151	H	Mercer	88 92	65	A	North Carolina St.	55 86									
169	H	Samford	42 59	241	A	Campbell	66 73									
247	A	USC Upstate	59 68	221	A	Davidson	51 64									
25	A	Duke	47 84	316	N	Florida A&M	69 53									
301	A	Charleston So.	59 80	312	A	Kennesaw St.	53 65									
170	A	Eastern Ky.	62 91	145	H	UNC Asheville	45 67									

Non-Div I Games: Anderson (SC) 72 55 Brevard 68 60 Warren Wilson 106 52

Western Caro.



Average RPI Win:	274	WON-LOST	WINNING	LAST 10	STRENGTH OF	OPP. STRENGTH	TEAM	ADJ.	CONF.	ADJ CONF.
Average RPI Loss:	175	RECORD	PCT. RANK	GAMES	SCHEDULE	OF SCHEDULE	RPI	RPI	RPI	RPI
DIV. I ONLY	7- 8	182	4- 5	315	277	251	251	22	22	
DIV. I NON-CONF.	5- 6	180	3- 4	311	242	261	261	24	24	
TOTALS	RPI 1-25	RPI 26-50	W-L RECORDS	RPI 51-100	RPI 101-150	RPI 150+				
7- 8	0- 1	0- 0	OVERALL	0- 1	1- 0	6- 6				
3- 3	0- 0	0- 0	HOME	0- 0	1- 0	2- 3				
3- 4	0- 1	0- 0	AWAY	0- 1	0- 0	3- 2				
1- 1	0- 0	0- 0	NEUTRAL	0- 0	0- 0	1- 1				
5- 6	0- 1	0- 0	NON-CONFERENCE	0- 1	0- 0	5- 4				
2- 2	0- 0	0- 0	HOME	0- 0	0- 0	2- 2				
2- 3	0- 1	0- 0	AWAY	0- 1	0- 0	2- 1				
1- 1	0- 0	0- 0	NEUTRAL	0- 0	0- 0	1- 1				
2- 2	0- 0	0- 0	CONFERENCE	0- 0	1- 0	1- 2				
1- 1	0- 0	0- 0	HOME	0- 0	1- 0	0- 1				
1- 1	0- 0	0- 0	AWAY	0- 0	0- 0	1- 1				
0- 0	0- 0	0- 0	NEUTRAL	0- 0	0- 0	0- 0				

RPI 1-25				RPI 26-50				RPI 51-100				RPI 101+ Team's RPI: 251			
RPI	S	Opponent	Score	RPI	S	Opponent	Score	RPI	S	Opponent	Score	RPI	S	Opponent	Score
22	A	Iowa	81 96					58	A	Kansas St.	45 84	147	H	Oral Roberts	72 61
												160	H	IUPUI	60 68
												167	H	SIUE	78 74
												184	H	Southeast Mo. St.	84 89
												209	H	Ill.-Chicago	70 78
												220	A	North Dakota	67 78
												258	N	Bethune-Cookman	75 59
												266	A	Omaha	66 79
												280	N	Towson	77 83
												333	A	IPFW	78 74
												335	H	Chicago St.	88 50
												337	A	Illinois St.	79 64
												339	A	Eastern Ill.	92 69
LAST 12 Division I GAMES:															
160	H	IUPUI	60 68	58	A	Kansas St.	45 84	209	H	Ill.-Chicago	70 78				
333	A	IPFW	78 74	220	A	North Dakota	67 78	339	A	Eastern Ill.	92 69				
266	A	Omaha	66 79	258	N	Bethune-Cookman	75 59	280	N	Towson	77 83				
147	H	Oral Roberts	72 61												
337	A	Illinois St.	79 64												
184	H	Southeast Mo. St.	84 89												

Non-Div I Games: Ashford 86 58 Central Methodist 108 46

Western Ill.

Average RPI Win:	174	WON-LOST	WINNING	LAST 10	STRENGTH OF	OPP. STRENGTH	TEAM	ADJ.	CONF.	ADJ CONF.
Average RPI Loss:	119	RECORD	PCT. RANK	GAMES	SCHEDULE	OF SCHEDULE	RPI	RPI	RPI	RPI
DIV. I ONLY	11- 2	20	9- 1	170	90	44	44	11	11	
DIV. I NON-CONF.	8- 2	51	7- 1	213	60	57	57	11	11	
TOTALS	RPI 1-25	RPI 26-50	W-L RECORDS	RPI 51-100	RPI 101-150	RPI 150+				
11- 2	0- 0	1- 0	OVERALL	1- 1	3- 0	6- 1				
5- 0	0- 0	1- 0	HOME	0- 0	2- 0	2- 0				
5- 2	0- 0	0- 0	AWAY	1- 1	1- 0	3- 1				
1- 0	0- 0	0- 0	NEUTRAL	0- 0	0- 0	1- 0				
8- 2	0- 0	1- 0	NON-CONFERENCE	0- 1	2- 0	5- 1				
4- 0	0- 0	1- 0	HOME	0- 0	1- 0	2- 0				
3- 2	0- 0	0- 0	AWAY	0- 1	1- 0	2- 1				
1- 0	0- 0	0- 0	NEUTRAL	0- 0	0- 0	1- 0				
3- 0	0- 0	0- 0	CONFERENCE	1- 0	1- 0	1- 0				
1- 0	0- 0	0- 0	HOME	0- 0	1- 0	0- 0				
2- 0	0- 0	0- 0	AWAY	1- 0	0- 0	1- 0				
0- 0	0- 0	0- 0	NEUTRAL	0- 0	0- 0	0- 0				

RPI S	Opponent	Score	RPI S	Opponent	Score	RPI S	Opponent	Score	RPI S	Opponent	Score
			28	H Louisville	71 69	57	A Ball St.	60 74	129	H Belmont	80 65
						94	A Fla. Atlantic	81 62	133	H Marshall	81 52
									137	A Texas-Arlington	73 64
									166	N George Mason	84 58
									170	H Eastern Ky.	76 60
									180	A Ole Miss	53 59
									186	A Col. of Charleston	78 44
									233	H Austin Peay	88 69
									317	A FIU	71 69
									321	A Lipscomb	64 56
LAST 12 Division I GAMES:											
			94	A Fla. Atlantic	81 62	186	A Col. of Charleston	78 44			
			317	A FIU	71 69	170	H Eastern Ky.	76 60			
			133	H Marshall	81 52	137	A Texas-Arlington	73 64			
			129	H Belmont	80 65	233	H Austin Peay	88 69			
			321	A Lipscomb	64 56	180	A Ole Miss	53 59			
			28	H Louisville	71 69	166	N George Mason	84 58			

Non-Div I Games: Alas. Anchorage 62 58

Western Ky.

Average RPI Win:	246	WON-LOST	WINNING	LAST 10	STRENGTH OF	OPP. STRENGTH	TEAM	ADJ.	CONF.	ADJ CONF.
Average RPI Loss:	60	RECORD	PCT. RANK	GAMES	SCHEDULE	OF SCHEDULE	RPI	RPI	RPI	RPI
DIV. I ONLY	7- 6	143	5- 4	102	175	99	99	10	10	
DIV. I NON-CONF.	6- 4	124	5- 3	128	189	95	95	10	10	
TOTALS	RPI 1-25	RPI 26-50	W-L RECORDS	RPI 51-100	RPI 101-150	RPI 150+				
7- 6	0- 1	0- 2	OVERALL	0- 2	1- 1	6- 0				
3- 0	0- 0	0- 0	HOME	0- 0	0- 0	3- 0				
3- 4	0- 1	0- 1	AWAY	0- 1	1- 1	2- 0				
1- 2	0- 0	0- 1	NEUTRAL	0- 1	0- 0	1- 0				
6- 4	0- 1	0- 1	NON-CONFERENCE	0- 2	1- 0	5- 0				
2- 0	0- 0	0- 0	HOME	0- 0	0- 0	2- 0				
3- 2	0- 1	0- 0	AWAY	0- 1	1- 0	2- 0				
1- 2	0- 0	0- 1	NEUTRAL	0- 1	0- 0	1- 0				
1- 2	0- 0	0- 1	CONFERENCE	0- 0	0- 1	1- 0				
1- 0	0- 0	0- 0	HOME	0- 0	0- 0	1- 0				
0- 2	0- 0	0- 1	AWAY	0- 0	0- 1	0- 0				
0- 0	0- 0	0- 0	NEUTRAL	0- 0	0- 0	0- 0				

RPI 1-25				RPI 26-50				RPI 51-100 Team's RPI: 99				RPI 101+			
RPI	S	Opponent	Score	RPI	S	Opponent	Score	RPI	S	Opponent	Score	RPI	S	Opponent	Score
21	A	Michigan St.	40 78	33	N	Mississippi St.	68 90	56	N	FGCU	42 60	120	A	Toledo	73 80
				47	A	Ohio	63 73	81	A	Northwestern	62 86	130	A	Loyola Chicago	68 45
												183	H	Detroit	70 66
												231	N	Gardner-Webb	71 44
												243	H	Bowling Green	74 45
												264	A	Bradley	72 59
												333	A	IPFW	70 48
												335	H	Chicago St.	65 56
LAST 12 Division I GAMES:															
120	A	Toledo	73 80	231	N	Gardner-Webb	71 44								
243	H	Bowling Green	74 45	183	H	Detroit	70 66								
47	A	Ohio	63 73	130	A	Loyola Chicago	68 45								
56	N	FGCU	42 60	333	A	IPFW	70 48								
33	N	Mississippi St.	68 90	264	A	Bradley	72 59								
335	H	Chicago St.	65 56	81	A	Northwestern	62 86								

Non-Div I Games: Ferris St. 73 41 Wis.-Parkside 56 49

Western Mich.

■ Loss, 
■ Non-Conf, S Site, 
■ Home 
■ Away 
N Neutral

Average RPI Win:	<b>296</b>	WON-LOST	WINNING	LAST 10	STRENGTH OF	OPP. STRENGTH	TEAM	ADJ.	CONF.	ADJ CONF.
Average RPI Loss:	<b>162</b>	RECORD	PCT. RANK	GAMES	SCHEDULE	OF SCHEDULE	RPI	RPI	RPI	RPI
DIV. I ONLY	<b>3- 12</b>	<b>306</b>	<b>1- 0</b>	<b>216</b>	<b>233</b>	<b>298</b>	<b>298</b>	<b>21</b>	<b>21</b>	
DIV. I NON-CONF.	<b>3- 8</b>	<b>258</b>	<b>1- 0</b>	<b>185</b>	<b>225</b>	<b>269</b>	<b>269</b>	<b>16</b>	<b>16</b>	
TOTALS	RPI 1-25	RPI 26-50	W-L RECORDS	RPI 51-100	RPI 101-150	RPI 150+				
3- 12	0- 1	0- 1	OVERALL	0- 2	0- 2	3- 6				
2- 6	0- 1	0- 1	HOME	0- 1	0- 1	2- 2				
1- 5	0- 0	0- 0	AWAY	0- 1	0- 1	1- 3				
0- 1	0- 0	0- 0	NEUTRAL	0- 0	0- 0	0- 1				
3- 8	0- 1	0- 1	NON-CONFERENCE	0- 1	0- 1	3- 4				
2- 4	0- 1	0- 1	HOME	0- 0	0- 0	2- 2				
1- 3	0- 0	0- 0	AWAY	0- 1	0- 1	1- 1				
0- 1	0- 0	0- 0	NEUTRAL	0- 0	0- 0	0- 1				
0- 4	0- 0	0- 0	CONFERENCE	0- 1	0- 1	0- 2				
0- 2	0- 0	0- 0	HOME	0- 1	0- 1	0- 0				
0- 2	0- 0	0- 0	AWAY	0- 0	0- 0	0- 2				
0- 0	0- 0	0- 0	NEUTRAL	0- 0	0- 0	0- 0				

RPI 1-25				RPI 26-50				RPI 51-100				RPI 101+ Team's RPI: 298			
RPI	S	Opponent	Score	RPI	S	Opponent	Score	RPI	S	Opponent	Score	RPI	S	Opponent	Score
10	H	Tennessee	51 <b>58</b>	39	H	Missouri	37 <b>57</b>	78	A	Arkansas St.	40 <b>67</b>	106	A	Creighton	54 <b>79</b>
								85	H	Drake	56 <b>87</b>	128	H	UNI	44 <b>55</b>
												184	H	Southeast Mo. St.	62 <b>66</b>
												203	H	Eastern Wash.	62 <b>67</b>
												224	N	Richmond	50 <b>63</b>
												262	A	Indiana St.	33 <b>59</b>
												267	H	N.C. A&T	55 53
												285	A	Tennessee Tech	48 <b>54</b>
												303	H	Prairie View	64 36
												317	A	FIU	76 62
												337	A	Illinois St.	49 <b>70</b>
LAST 12 Division I GAMES:															
317	A	FIU	76 62	285	A	Tennessee Tech	48 <b>54</b>								
85	H	Drake	56 <b>87</b>	267	H	N.C. A&T	55 53								
128	H	UNI	44 <b>55</b>	303	H	Prairie View	64 36								
337	A	Illinois St.	49 <b>70</b>	203	H	Eastern Wash.	62 <b>67</b>								
262	A	Indiana St.	33 <b>59</b>	10	H	Tennessee	51 <b>58</b>								
224	N	Richmond	50 <b>63</b>	184	H	Southeast Mo. St.	62 <b>66</b>								

Non-Div I Games:

Wichita St.

William & Mary

Through Games Of Jan. 10, 2016

Average RPI Win:	247	WON-LOST	WINNING	LAST 10	STRENGTH OF	OPP. STRENGTH	TEAM	ADJ.	CONF.	ADJ CONF.
Average RPI Loss:	144	RECORD	PCT. RANK	GAMES	SCHEDULE	OF SCHEDULE	RPI	RPI	RPI	RPI
DIV. I ONLY	11- 3	41	8- 2	334	181	157	157	13	13	
DIV. I NON-CONF.	9- 2	37	7- 2	339	221	154	154	12	12	
TOTALS	RPI 1-25	RPI 26-50	W-L RECORDS	RPI 51-100	RPI 101-150	RPI 150+				
11- 3	0- 0	0- 0	OVERALL	1- 1	0- 1	10- 1				
6- 1	0- 0	0- 0	HOME	1- 0	0- 1	5- 0				
5- 2	0- 0	0- 0	AWAY	0- 0	0- 0	5- 0				
0- 0	0- 0	0- 0	NEUTRAL	0- 0	0- 0	0- 0				
9- 2	0- 0	0- 0	NON-CONFERENCE	0- 1	0- 0	9- 1				
5- 0	0- 0	0- 0	HOME	0- 0	0- 0	5- 0				
4- 2	0- 0	0- 0	AWAY	0- 1	0- 0	4- 1				
0- 0	0- 0	0- 0	NEUTRAL	0- 0	0- 0	0- 0				
2- 1	0- 0	0- 0	CONFERENCE	1- 0	0- 1	1- 0				
1- 1	0- 0	0- 0	HOME	1- 0	0- 1	0- 0				
1- 0	0- 0	0- 0	AWAY	0- 0	0- 0	1- 0				
0- 0	0- 0	0- 0	NEUTRAL	0- 0	0- 0	0- 0				

RPI 1-25			RPI 26-50			RPI 51-100			RPI 101+			Team's RPI: 157
RPI	S	Opponent	Score	RPI	S	Opponent	Score	RPI	S	Opponent	Score	
						80	H James Madison	65 59	117	H Drexel	50	67
						90	A VCU	47 73	189	H Old Dominion	75	64
									199	H American	62	51
									224	A Richmond	50	56
									226	H Grambling	74	55
									227	A Clemson	58	41
									265	A Loyola Maryland	62	61
									280	A Towson	73	54
									293	A Delaware St.	65	59
									294	H Wofford	75	55
									324	A Mt. St. Mary's	76	74
									344	H Norfolk St.	67	47
LAST 12 Division I GAMES:												
117	H	Drexel	50	67	344	H	Norfolk St.	67	47			
280	A	Towson	73	54	227	A	Clemson	58	41			
80	H	James Madison	65	59	294	H	Wofford	75	55			
189	H	Old Dominion	75	64	293	A	Delaware St.	65	59			
90	A	VCU	47	73	199	H	American	62	51			
224	A	Richmond	50	56	265	A	Loyola Maryland	62	61			

Non-Div I Games:

William & Mary

Loss, Non-Conf, S Site, H Home A Away N Neutral

## Winthrop

Through Games Of Jan. 10, 2016

Average RPI Win:	290	WON-LOST	WINNING	LAST 10	STRENGTH OF	OPP. STRENGTH	TEAM	ADJ.	CONF.	ADJ CONF.
Average RPI Loss:	142	RECORD	PCT. RANK	GAMES	SCHEDULE	OF SCHEDULE	RPI	RPI	RPI	RPI
DIV. I ONLY	2- 12	324	2- 8	117	239	276	276	26	26	
DIV. I NON-CONF.	1- 8	320	1- 6	64	74	247	247	27	27	
TOTALS	RPI 1-25	RPI 26-50	W-L RECORDS	RPI 51-100	RPI 101-150	RPI 150+				
2- 12	0- 2	0- 2	OVERALL	0- 1	0- 2	2- 5				
2- 1	0- 0	0- 0	HOME	0- 0	0- 0	2- 1				
0- 10	0- 2	0- 1	AWAY	0- 1	0- 2	0- 4				
0- 1	0- 0	0- 1	NEUTRAL	0- 0	0- 0	0- 0				
1- 8	0- 2	0- 2	NON-CONFERENCE	0- 1	0- 1	1- 2				
1- 0	0- 0	0- 0	HOME	0- 0	0- 0	1- 0				
0- 7	0- 2	0- 1	AWAY	0- 1	0- 1	0- 2				
0- 1	0- 0	0- 1	NEUTRAL	0- 0	0- 0	0- 0				
1- 4	0- 0	0- 0	CONFERENCE	0- 0	0- 1	1- 3				
1- 1	0- 0	0- 0	HOME	0- 0	0- 0	1- 1				
0- 3	0- 0	0- 0	AWAY	0- 0	0- 1	0- 2				
0- 0	0- 0	0- 0	NEUTRAL	0- 0	0- 0	0- 0				

RPI 1-25				RPI 26-50				RPI 51-100				RPI 101+ Team's RPI: 276			
RPI	S	Opponent	Score	RPI	S	Opponent	Score	RPI	S	Opponent	Score	RPI	S	Opponent	Score
6	A	South Carolina	37 86	29	A	Oklahoma	48 78	79	A	Auburn	33 76	145	A	UNC Asheville	55 63
25	A	Duke	50 78	47	N	Ohio	54 75					146	A	Akron	59 76
												186	A	Col. of Charleston	63 77
												211	A	Furman	52 71
												222	A	Radford	44 66
												231	H	Gardner-Webb	81 62
												301	A	Charleston So.	51 54
												304	H	Longwood	60 63
												348	H	N.C. Central	62 39
LAST 12 Division I GAMES:															
222	A	Radford	44 66	6	A	South Carolina	37 86								
304	H	Longwood	60 63	231	H	Gardner-Webb	81 62								
145	A	UNC Asheville	55 63	301	A	Charleston So.	51 54								
186	A	Col. of Charleston	63 77	348	H	N.C. Central	62 39								
79	A	Auburn	33 76	211	A	Furman	52 71								
146	A	Akron	59 76	47	N	Ohio	54 75								

Non-Div I Games:

Winthrop

■ Loss, 
 ■ Non-Conf, 
 ■ S Site, 
 ■ H Home 
 ■ A Away 
 N Neutral

Average RPI Win:	177	WON-LOST	WINNING	LAST 10	STRENGTH OF	OPP. STRENGTH	TEAM	ADJ.	CONF.	ADJ CONF.
Average RPI Loss:	65	RECORD	PCT. RANK	GAMES	SCHEDULE	OF SCHEDULE	RPI	RPI	RPI	RPI
DIV. I ONLY	6- 8	201	4- 6	48	24	124	124	4	4	
DIV. I NON-CONF.	4- 6	201	3- 5	71	75	151	151	4	4	
TOTALS	RPI 1-25	RPI 26-50	W-L RECORDS	RPI 51-100	RPI 101-150	RPI 150+				
6- 8	0- 5	0- 0	OVERALL	1- 2	0- 0	5- 1				
4- 3	0- 2	0- 0	HOME	1- 1	0- 0	3- 0				
1- 5	0- 3	0- 0	AWAY	0- 1	0- 0	1- 1				
1- 0	0- 0	0- 0	NEUTRAL	0- 0	0- 0	1- 0				
4- 6	0- 3	0- 0	NON-CONFERENCE	0- 2	0- 0	4- 1				
2- 3	0- 2	0- 0	HOME	0- 1	0- 0	2- 0				
1- 3	0- 1	0- 0	AWAY	0- 1	0- 0	1- 1				
1- 0	0- 0	0- 0	NEUTRAL	0- 0	0- 0	1- 0				
2- 2	0- 2	0- 0	CONFERENCE	1- 0	0- 0	1- 0				
2- 0	0- 0	0- 0	HOME	1- 0	0- 0	1- 0				
0- 2	0- 2	0- 0	AWAY	0- 0	0- 0	0- 0				
0- 0	0- 0	0- 0	NEUTRAL	0- 0	0- 0	0- 0				

RPI S	Opponent	Score	RPI S	Opponent	Score	RPI S	Opponent	Score	RPI S	Opponent	Score	Team's RPI: 124
11	H Green Bay	58 72				73	H Indiana	73 69	162	H Penn St.	82 62	
16	A Rutgers	41 61				85	H Drake	70 89	179	A Wake Forest	64 51	
17	A Dayton	64 87				97	A Marquette	61 77	201	H Louisiana Tech	79 65	
21	A Michigan St.	67 77							216	N Delaware	54 52	
24	H Florida	75 91							230	H Northern Ill.	89 62	
									245	A San Diego St.	57 63	
LAST 12 Division I GAMES:												
162	H Penn St.	82 62	11	H Green Bay	58 72							
16	A Rutgers	41 61	24	H Florida	75 91							
21	A Michigan St.	67 77	97	A Marquette	61 77							
73	H Indiana	73 69	179	A Wake Forest	64 51							
230	H Northern Ill.	89 62	245	A San Diego St.	57 63							
17	A Dayton	64 87	216	N Delaware	54 52							

Non-Div I Games:

Wisconsin

■ Loss, 
 ■ Non-Conf, S Site, 
 ■ Home 
 ■ Away 
 N Neutral

Average RPI Win:	<b>298</b>	WON-LOST	WINNING	LAST 10	STRENGTH OF	OPP. STRENGTH	TEAM	ADJ.	CONF.	ADJ CONF.
Average RPI Loss:	<b>179</b>	RECORD	PCT. RANK	GAMES	SCHEDULE	OF SCHEDULE	RPI	RPI	RPI	RPI
DIV. I ONLY	<b>4- 10</b>	<b>267</b>	<b>4- 5</b>	<b>196</b>	<b>346</b>	<b>294</b>	<b>294</b>	<b>15</b>	<b>15</b>	
DIV. I NON-CONF.	<b>4- 8</b>	<b>234</b>	<b>4- 5</b>	<b>218</b>	<b>349</b>	<b>287</b>	<b>287</b>	<b>15</b>	<b>15</b>	
TOTALS	RPI 1-25	RPI 26-50	W-L RECORDS	RPI 51-100	RPI 101-150	RPI 150+				
4- 10	0- 0	0- 1	OVERALL	0- 1	0- 3	4- 5				
4- 3	0- 0	0- 1	HOME	0- 0	0- 2	4- 0				
0- 7	0- 0	0- 0	AWAY	0- 1	0- 1	0- 5				
0- 0	0- 0	0- 0	NEUTRAL	0- 0	0- 0	0- 0				
4- 8	0- 0	0- 0	NON-CONFERENCE	0- 1	0- 2	4- 5				
4- 1	0- 0	0- 0	HOME	0- 0	0- 1	4- 0				
0- 7	0- 0	0- 0	AWAY	0- 1	0- 1	0- 5				
0- 0	0- 0	0- 0	NEUTRAL	0- 0	0- 0	0- 0				
0- 2	0- 0	0- 1	CONFERENCE	0- 0	0- 1	0- 0				
0- 2	0- 0	0- 1	HOME	0- 0	0- 1	0- 0				
0- 0	0- 0	0- 0	AWAY	0- 0	0- 0	0- 0				
0- 0	0- 0	0- 0	NEUTRAL	0- 0	0- 0	0- 0				

RPI S	Opponent	Score	RPI S	Opponent	Score	RPI S	Opponent	Score	RPI S	Opponent	Score	Team's RPI: 294
43	H Chattanooga	40 <b>53</b>	64	A Virginia Tech	42 <b>73</b>	127	A Minnesota	54 <b>98</b>				
						139	H ETSU	54 <b>70</b>				
						145	H UNC Asheville	63 <b>70</b>				
						157	A William & Mary	55 <b>75</b>				
						222	H Radford	79 70				
						231	A Gardner-Webb	61 <b>64</b>				
						277	A South Carolina St.	47 <b>60</b>				
						301	A Charleston So.	64 <b>74</b>				
						305	A Coastal Caro.	69 <b>83</b>				
						309	H Jacksonville St.	66 54				
						312	H Kennesaw St.	70 59				
						348	H N.C. Central	60 37				
LAST 12 Division I GAMES:												
139	H ETSU	54 <b>70</b>	348	H N.C. Central	60 37							
43	H Chattanooga	40 <b>53</b>	157	A William & Mary	55 <b>75</b>							
312	H Kennesaw St.	70 59	277	A South Carolina St.	47 <b>60</b>							
305	A Coastal Caro.	69 <b>83</b>	309	H Jacksonville St.	66 54							
222	H Radford	79 70	64	A Virginia Tech	42 <b>73</b>							
231	A Gardner-Webb	61 <b>64</b>	301	A Charleston So.	64 <b>74</b>							

Non-Div I Games: Bluefield Col. 69 58

Wofford



Average RPI Win:	207	WON-LOST	WINNING	LAST 10	STRENGTH OF	OPP. STRENGTH	TEAM	ADJ.	CONF.	ADJ CONF.
Average RPI Loss:	36	RECORD	PCT. RANK	GAMES	SCHEDULE	OF SCHEDULE	RPI	RPI	RPI	RPI
DIV. I ONLY	11- 3	41	7- 1	201	79	87	87	14	14	
DIV. I NON-CONF.	8- 3	78	5- 2	224	53	105	105	14	14	
TOTALS	RPI 1-25	RPI 26-50	W-L RECORDS	RPI 51-100	RPI 101-150	RPI 150+				
11- 3	0- 1	1- 2	OVERALL	0- 0	1- 0	9- 0				
7- 1	0- 0	0- 1	HOME	0- 0	1- 0	6- 0				
2- 1	0- 0	0- 1	AWAY	0- 0	0- 0	2- 0				
2- 1	0- 1	1- 0	NEUTRAL	0- 0	0- 0	1- 0				
8- 3	0- 1	1- 2	NON-CONFERENCE	0- 0	1- 0	6- 0				
4- 1	0- 0	0- 1	HOME	0- 0	1- 0	3- 0				
2- 1	0- 0	0- 1	AWAY	0- 0	0- 0	2- 0				
2- 1	0- 1	1- 0	NEUTRAL	0- 0	0- 0	1- 0				
3- 0	0- 0	0- 0	CONFERENCE	0- 0	0- 0	3- 0				
3- 0	0- 0	0- 0	HOME	0- 0	0- 0	3- 0				
0- 0	0- 0	0- 0	AWAY	0- 0	0- 0	0- 0				
0- 0	0- 0	0- 0	NEUTRAL	0- 0	0- 0	0- 0				

RPI 1-25				RPI 26-50				RPI 51-100				Team's RPI: 87	RPI 101+			
RPI	S	Opponent	Score	RPI	S	Opponent	Score	RPI	S	Opponent	Score		RPI	S	Opponent	Score
22	N	Iowa	77 83	26	N	George Washington	77 71						142	H	Butler	66 53
				41	A	Miami (FL)	67 80						170	A	Eastern Ky.	71 69
				46	H	Georgia	57 63						171	H	Northern Ky.	66 61
													194	H	Valparaiso	80 63
													207	N	Houston	75 61
													209	H	Ill.-Chicago	73 62
													233	H	Austin Peay	77 56
													279	H	Southeastern La.	106 72
													321	H	Lipscomb	92 65
													325	A	Kent St.	73 68
LAST 12 Division I GAMES:																
				171	H	Northern Ky.	66 61						142	H	Butler	66 53
				194	H	Valparaiso	80 63						26	N	George Washington	77 71
				209	H	Ill.-Chicago	73 62						207	N	Houston	75 61
				46	H	Georgia	57 63						22	N	Iowa	77 83
				170	A	Eastern Ky.	71 69						279	H	Southeastern La.	106 72
				321	H	Lipscomb	92 65						233	H	Austin Peay	77 56

Non-Div I Games: Mt. St. Joseph 117 26 Cincinnati Christian 107 44

Wright St.

## Wyoming

Through Games Of Jan. 10, 2016

Average RPI Win:	258	WON-LOST	WINNING	LAST 10	STRENGTH OF	OPP. STRENGTH	TEAM	ADJ.	CONF.	ADJ CONF.
Average RPI Loss:	127	RECORD	PCT. RANK	GAMES	SCHEDULE	OF SCHEDULE	RPI	RPI	RPI	RPI
DIV. I ONLY	8- 5	115	6- 4	296	176	190	190	17	17	
DIV. I NON-CONF.	6- 3	100	6- 2	182	139	111	111	18	18	
TOTALS	RPI 1-25	RPI 26-50	W-L RECORDS	RPI 51-100	RPI 101-150	RPI 150+				
8- 5	0- 0	0- 1	OVERALL	0- 1	1- 1	7- 2				
5- 2	0- 0	0- 1	HOME	0- 0	1- 0	4- 1				
3- 3	0- 0	0- 0	AWAY	0- 1	0- 1	3- 1				
0- 0	0- 0	0- 0	NEUTRAL	0- 0	0- 0	0- 0				
6- 3	0- 0	0- 1	NON-CONFERENCE	0- 1	1- 1	5- 0				
4- 1	0- 0	0- 1	HOME	0- 0	1- 0	3- 0				
2- 2	0- 0	0- 0	AWAY	0- 1	0- 1	2- 0				
0- 0	0- 0	0- 0	NEUTRAL	0- 0	0- 0	0- 0				
2- 2	0- 0	0- 0	CONFERENCE	0- 0	0- 0	2- 2				
1- 1	0- 0	0- 0	HOME	0- 0	0- 0	1- 1				
1- 1	0- 0	0- 0	AWAY	0- 0	0- 0	1- 1				
0- 0	0- 0	0- 0	NEUTRAL	0- 0	0- 0	0- 0				

RPI 1-25				RPI 26-50				RPI 51-100				RPI 101+				Team's RPI: 190	
RPI	S	Opponent	Score	RPI	S	Opponent	Score	RPI	S	Opponent	Score	RPI	S	Opponent	Score		
				49	H	St. Mary's (CA)	64 70	69	A	Gonzaga	57 61	119	A	Idaho	57 61		
												136	H	Colorado	77 68		
												152	A	UNLV	37 66		
												195	H	Montana	68 61		
												198	H	Montana St.	75 69		
												245	H	San Diego St.	77 84		
												271	A	Denver	75 64		
												280	H	UC Santa Barbara	76 67		
												314	A	Cal St. Fullerton	61 56		
												329	H	Nevada	68 53		
												343	A	Air Force	67 45		
LAST 12 Division I GAMES:																	
				152	A	UNLV	37 66	198	H	Montana St.	75 69						
				343	A	Air Force	67 45	195	H	Montana	68 61						
				329	H	Nevada	68 53	271	A	Denver	75 64						
				245	H	San Diego St.	77 84	119	A	Idaho	57 61						
				136	H	Colorado	77 68	69	A	Gonzaga	57 61						
				314	A	Cal St. Fullerton	61 56	280	H	UC Santa Barbara	76 67						

Non-Div I Games: Chadron St. 81 53

Wyoming

■ Loss, 
 ■ Non-Conf, 
 ■ S Site, 
 ■ H Home 
 ■ A Away 
 N Neutral

Average RPI Win:	222	WON-LOST	WINNING	LAST 10	STRENGTH OF	OPP. STRENGTH	TEAM	ADJ.	CONF.	ADJ CONF.
Average RPI Loss:	86	RECORD	PCT. RANK	GAMES	SCHEDULE	OF SCHEDULE	RPI	RPI	RPI	RPI
DIV. I ONLY	13- 3	25	8- 2	323	65	143	143	6	6	
DIV. I NON-CONF.	9- 2	37	6- 1	343	112	199	199	6	6	
TOTALS	RPI 1-25	RPI 26-50	W-L RECORDS	RPI 51-100	RPI 101-150	RPI 150+				
13- 3	0- 0	0- 0	OVERALL	1- 2	2- 1	10- 0				
11- 1	0- 0	0- 0	HOME	1- 1	1- 0	9- 0				
2- 2	0- 0	0- 0	AWAY	0- 0	1- 0	1- 0				
0- 0	0- 0	0- 0	NEUTRAL	0- 0	0- 0	0- 0				
9- 2	0- 0	0- 0	NON-CONFERENCE	0- 2	0- 0	9- 0				
9- 1	0- 0	0- 0	HOME	0- 1	0- 0	9- 0				
0- 1	0- 0	0- 0	AWAY	0- 1	0- 0	0- 0				
0- 0	0- 0	0- 0	NEUTRAL	0- 0	0- 0	0- 0				
4- 1	0- 0	0- 0	CONFERENCE	1- 0	2- 1	1- 0				
2- 0	0- 0	0- 0	HOME	1- 0	1- 0	0- 0				
2- 1	0- 0	0- 0	AWAY	0- 0	1- 1	1- 0				
0- 0	0- 0	0- 0	NEUTRAL	0- 0	0- 0	0- 0				

RPI S	Opponent	Score	RPI S	Opponent	Score	RPI S	Opponent	Score	RPI S	Opponent	Score	Team's RPI: 143
						63	A Michigan	54 92	101	H Georgetown	59 54	
						76	H Villanova	74 67	106	A Creighton	47 74	
						88	H Middle Tenn.	53 62	142	A Butler	73 63	
									176	H Cincinnati	65 56	
									193	A Providence	62 54	
									222	H Radford	63 56	
									257	H Binghamton	64 55	
									272	H Howard	70 47	
									278	H UMES	61 56	
									279	H Southeastern La.	67 27	
									285	H Tennessee Tech	64 47	
									288	H Evansville	65 57	
									312	H Kennesaw St.	62 59	
LAST 12 Division I GAMES:												
193	A Providence	62 54	312	H Kennesaw St.	62 59							
106	A Creighton	47 74	272	H Howard	70 47							
142	A Butler	73 63	176	H Cincinnati	65 56							
76	H Villanova	74 67	222	H Radford	63 56							
101	H Georgetown	59 54	88	H Middle Tenn.	53 62							
257	H Binghamton	64 55	285	H Tennessee Tech	64 47							

Non-Div I Games:

Xavier

Average RPI Win:	242	WON-LOST	WINNING	LAST 10	STRENGTH OF	OPP. STRENGTH	TEAM	ADJ.	CONF.	ADJ CONF.
Average RPI Loss:	58	RECORD	PCT. RANK	GAMES	SCHEDULE	OF SCHEDULE	RPI	RPI	RPI	RPI
DIV. I ONLY	8- 8	159	5- 5	68	152	125	125	12	12	
DIV. I NON-CONF.	8- 8	160	6- 6	76	159	134	134	13	13	
TOTALS	RPI 1-25	RPI 26-50	W-L RECORDS	RPI 51-100	RPI 101-150	RPI 150+				
8- 8	0- 1	0- 3	OVERALL	0- 4	2- 0	6- 0				
6- 1	0- 0	0- 0	HOME	0- 1	1- 0	5- 0				
0- 6	0- 1	0- 2	AWAY	0- 3	0- 0	0- 0				
2- 1	0- 0	0- 1	NEUTRAL	0- 0	1- 0	1- 0				
8- 8	0- 1	0- 3	NON-CONFERENCE	0- 4	2- 0	6- 0				
6- 1	0- 0	0- 0	HOME	0- 1	1- 0	5- 0				
0- 6	0- 1	0- 2	AWAY	0- 3	0- 0	0- 0				
2- 1	0- 0	0- 1	NEUTRAL	0- 0	1- 0	1- 0				
0- 0	0- 0	0- 0	CONFERENCE	0- 0	0- 0	0- 0				
0- 0	0- 0	0- 0	HOME	0- 0	0- 0	0- 0				
0- 0	0- 0	0- 0	AWAY	0- 0	0- 0	0- 0				
0- 0	0- 0	0- 0	NEUTRAL	0- 0	0- 0	0- 0				

RPI 1-25				RPI 26-50				RPI 51-100				RPI 101+ Team's RPI: 125			
RPI	S	Opponent	Score	RPI	S	Opponent	Score	RPI	S	Opponent	Score	RPI	S	Opponent	Score
17	A	Dayton	75 81	42	N	West Virginia	60 70	54	A	Boston College	60 73	108	N	Iona	63 48
				48	A	St. John's (NY)	56 69	73	A	Indiana	60 76	114	H	Stony Brook	62 57
				50	A	Albany (NY)	70 74	89	A	North Carolina	63 70	228	H	Manhattan	62 36
								92	H	Army West Point	61 65	250	H	New Hampshire	63 46
												273	H	Holy Cross	69 59
												308	N	Fairleigh Dickinson	77 58
												320	H	Wagner	78 60
												337	H	Illinois St.	60 47
LAST 12 Division I GAMES:															
54	A	Boston College	60 73	114	H	Stony Brook	62 57								
250	H	New Hampshire	63 46	48	A	St. John's (NY)	56 69								
50	A	Albany (NY)	70 74	320	H	Wagner	78 60								
73	A	Indiana	60 76	92	H	Army West Point	61 65								
337	H	Illinois St.	60 47	228	H	Manhattan	62 36								
273	H	Holy Cross	69 59	42	N	West Virginia	60 70								

Non-Div I Games: Albertus Magnus 67 34

Yale

■ Loss, 
 ■ Non-Conf, 
 ■ S Site, 
 ■ H Home 
 ■ A Away 
 N Neutral

Average RPI Win:	204	WON-LOST	WINNING	LAST 10	STRENGTH OF	OPP. STRENGTH	TEAM	ADJ.	CONF.	ADJ CONF.
Average RPI Loss:	106	RECORD	PCT. RANK	GAMES	SCHEDULE	OF SCHEDULE	RPI	RPI	RPI	RPI
DIV. I ONLY	10- 3	47	5- 3	168	199	82	82	14	14	
DIV. I NON-CONF.	7- 2	58	4- 2	252	186	97	97	14	14	
TOTALS	RPI 1-25	RPI 26-50	W-L RECORDS	RPI 51-100	RPI 101-150	RPI 150+				
10- 3	0- 1	0- 0	OVERALL	0- 0	2- 1	8- 1				
6- 1	0- 1	0- 0	HOME	0- 0	1- 0	5- 0				
4- 2	0- 0	0- 0	AWAY	0- 0	1- 1	3- 1				
0- 0	0- 0	0- 0	NEUTRAL	0- 0	0- 0	0- 0				
7- 2	0- 0	0- 0	NON-CONFERENCE	0- 0	2- 1	5- 1				
5- 0	0- 0	0- 0	HOME	0- 0	1- 0	4- 0				
2- 2	0- 0	0- 0	AWAY	0- 0	1- 1	1- 1				
0- 0	0- 0	0- 0	NEUTRAL	0- 0	0- 0	0- 0				
3- 1	0- 1	0- 0	CONFERENCE	0- 0	0- 0	3- 0				
1- 1	0- 1	0- 0	HOME	0- 0	0- 0	1- 0				
2- 0	0- 0	0- 0	AWAY	0- 0	0- 0	2- 0				
0- 0	0- 0	0- 0	NEUTRAL	0- 0	0- 0	0- 0				

RPI S	Opponent	Score	RPI S	Opponent	Score	RPI S	Opponent	Score	RPI S	Opponent	Score
11	H Green Bay	60 68							112	A Bucknell	55 47
									144	H Robert Morris	55 46
									146	A Akron	49 74
									162	A Penn St.	51 68
									163	H Canisius	53 51
									183	A Detroit	72 70
									197	H Tennessee St.	69 58
									213	H Milwaukee	69 67
									222	H Radford	54 53
									225	A Oakland	96 77
									254	A Niagara	71 54
									325	H Kent St.	91 61
LAST 12 Division I GAMES:											
11	H Green Bay	60 68	325	H Kent St.	91 61						
213	H Milwaukee	69 67	162	A Penn St.	51 68						
183	A Detroit	72 70	112	A Bucknell	55 47						
197	H Tennessee St.	69 58	225	A Oakland	96 77						
146	A Akron	49 74	144	H Robert Morris	55 46						
254	A Niagara	71 54	222	H Radford	54 53						

Non-Div I Games: Lake Erie 89 61 Salem Int'l 80 40

Youngstown St.

Loss, Non-Conf, S Site, H Home A Away N Neutral