

Average RPI Win:		54	WON-LOST RECORD		WINNING PCT. RANK		LAST 10 GAMES		STRENGTH OF SCHEDULE		OPP. STRENGTH OF SCHEDULE		TEAM RPI		ADJ RPI		CONF. RPI		ADJ CONF. RPI					
DIV. I ONLY			8-0-2		.9		6		8-0-2		15		1		1		.72692		1		1		1	
DIV. I NON-CONF.			5-0-1		.91667		11		5-0-1		44		3		6		.69877		7		1		1	
TOTALS		RPI 1-25		RPI 26-50				W-L RECORDS				RPI 51-100				RPI 101-150				RPI 150+				
8-0-2		3-0-1		2-0-1				OVERALL				2-0-0				1-0-0				0-0-0				
6-0-1		2-0-0		1-0-1				HOME				2-0-0				1-0-0				0-0-0				
2-0-1		1-0-1		1-0-0				AWAY				0-0-0				0-0-0				0-0-0				
0-0-0		0-0-0		0-0-0				NEUTRAL				0-0-0				0-0-0				0-0-0				
5-0-1		2-0-0		0-0-1				NON-CONFERENCE				2-0-0				1-0-0				0-0-0				
4-0-1		1-0-0		0-0-1				HOME				2-0-0				1-0-0				0-0-0				
1-0-0		1-0-0		0-0-				AWAY				0-0-0				0-0-0				0-0-0				
0-0-0		0-0-0		0-0-0				NEUTRAL				0-0-0				0-0-0				0-0-0				
3-0-1		1-0-1		2-0-0				CONFERENCE				0-0-0				0-0-0				0-0-0				
2-0-0		1-0-0		1-0-0				HOME				0-0-0				0-0-0				0-0-0				
1-0-1		0-0-1		1-0-0				AWAY				0-0-0				0-0-0				0-0-0				
0-0-0		0-0-0		0-0-0				NEUTRAL				0-0-0				0-0-0				0-0-0				
RPI	S	Opponent		Score		RPI	S	Opponent		Score		RPI	S	Opponent		Score		RPI	S	Opponent		Score		
2	A	Wake Forest		0 0		33	H	Oklahoma St.		1 1		72	H	Auburn		4 1		145	H	Oregon St.		1 0		
4	H	North Carolina		1 0		44	A	Duke		2 1		86	H	Oklahoma		1 0								
18	A	Florida		3 0		47	H	North Carolina St.		1 0														
19	H	UCF		1 0																				
LAST 10 GAMES																								
47	H	North Carolina St.		1 0		33	H	Oklahoma St.		1 1		19	H	UCF		1 0		18	A	Florida		3 0		
4	H	North Carolina		1 0		44	A	Duke		2 1		72	H	Auburn		4 1		145	H	Oregon St.		1 0		
2	A	Wake Forest		0 0		86	H	Oklahoma		1 0														

**Non-Div. I Games:**

Florida St.



Average RPI Win: 60		WON-LOST	WINNING	LAST 10	STRENGTH OF		OPP. STRENGTH	TEAM	ADJ	CONF.	ADJ CONF.
Average RPI Loss: 14		RECORD	PCT. RANK	GAMES	SCHEDULE		OF SCHEDULE	RPI	RPI	RPI	RPI
DIV. I ONLY		7-1-1	.83333	20	7-1-1		6	8	2	.71966	2
DIV. I NON-CONF.		5-0-0	1	1	5-0-0		6	18	1	.74864	1
TOTALS		RPI 1-25	RPI 26-50		W-L RECORDS		RPI 51-100		RPI 101-150		RPI 150+
7-1-1		1-1-1	2-0-0		OVERALL		4-0-0		0-0-0		0-0-0
5-0-1		0-0-1	2-0-0		HOME		3-0-0		0-0-0		0-0-0
1-1-0		1-1-0	0-0-0		AWAY		0-0-0		0-0-0		0-0-0
1-0-0		0-0-0	0-0-0		NEUTRAL		1-0-0		0-0-0		0-0-0
5-0-0		1-0-0	1-0-0		NON-CONFERENCE		3-0-0		0-0-0		0-0-0
3-0-0		0-0-0	1-0-0		HOME		2-0-0		0-0-0		0-0-0
1-0-0		1-0-0	0-0-		AWAY		0-0-0		0-0-0		0-0-0
1-0-0		0-0-0	0-0-0		NEUTRAL		1-0-0		0-0-0		0-0-0
2-1-1		0-1-1	1-0-0		CONFERENCE		1-0-0		0-0-0		0-0-0
2-0-1		0-0-1	1-0-0		HOME		1-0-0		0-0-0		0-0-0
0-1-0		0-1-0	0-0-0		AWAY		0-0-0		0-0-0		0-0-0
0-0-0		0-0-0	0-0-0		NEUTRAL		0-0-0		0-0-0		0-0-0
RPI S	Opponent	Score		RPI S	Opponent	Score		RPI S	Opponent	Score	
1	H Florida St.	0	0	39	H Kentucky	3	1	55	H Miami (FL)	4	0
14	A Maryland	0	1	44	H Duke	3	1	75	N Washington	1	0
24	A Portland	3	2					88	H Alabama	3	0
								93	H North Texas	2	1
LAST 10 GAMES											
14	A Maryland	0	1	75	N Washington	1	0				
44	H Duke	3	1	93	H North Texas	2	1				
55	H Miami (FL)	4	0	88	H Alabama	3	0				
1	H Florida St.	0	0	39	H Kentucky	3	1				
24	A Portland	3	2								

Non-Div. I Games:

Wake Forest



Average RPI Win:	72	WON-LOST	WINNING		LAST 10	STRENGTH OF	OPP. STRENGTH	TEAM	ADJ	CONF.	ADJ CONF.			
Average RPI Loss:	0	RECORD	PCT. RANK		GAMES	SCHEDULE	OF SCHEDULE	RPI	RPI	RPI	RPI			
DIV. I ONLY		9-0-0	1	1	9-0-0	54	2	3	.71672	3	1			
DIV. I NON-CONF.		6-0-0	1	1	6-0-0	17	1	2	.74172	2	1			
<hr/>														
TOTALS	RPI 1-25	RPI 26-50		W-L RECORDS		RPI 51-100		RPI 101-150		RPI 150+				
9-0-0	3-0-0	1-0-0		OVERALL		2-0-0		2-0-0		1-0-0				
7-0-0	3-0-0	0-0-0		HOME		2-0-0		1-0-0		1-0-0				
2-0-0	0-0-0	1-0-0		AWAY		0-0-0		1-0-0		0-0-0				
0-0-0	0-0-0	0-0-0		NEUTRAL		0-0-0		0-0-0		0-0-0				
6-0-0	3-0-0	0-0-0		NON-CONFERENCE		1-0-0		1-0-0		1-0-0				
6-0-0	3-0-0	0-0-0		HOME		1-0-0		1-0-0		1-0-0				
0-0-0	0-0-0	0-0-		AWAY		0-0-0		0-0-0		0-0-0				
0-0-0	0-0-0	0-0-0		NEUTRAL		0-0-0		0-0-0		0-0-0				
3-0-0	0-0-0	1-0-0		CONFERENCE		1-0-0		1-0-0		0-0-0				
1-0-0	0-0-0	0-0-0		HOME		1-0-0		0-0-0		0-0-0				
2-0-0	0-0-0	1-0-0		AWAY		0-0-0		1-0-0		0-0-0				
0-0-0	0-0-0	0-0-0		NEUTRAL		0-0-0		0-0-0		0-0-0				
RPI	S	Opponent	Score		RPI	S	Opponent	Score		RPI	S	Opponent	Score	
7	H	Penn St.	5	1	26	A	Boston College	2	1	69	H	Syracuse	3	0
9	H	Santa Clara	4	0						78	H	VCU	4	2
12	H	Rutgers	6	0										



[illegible]

**Non-Div. I Games:**

North Carolina



[illegible]

**Non-Div. I Games:**

Georgetown







Average RPI Win:	94	WON-LOST RECORD	WINNING PCT. RANK	LAST 10 GAMES	STRENGTH OF SCHEDULE	OPP. STRENGTH OF SCHEDULE	TEAM RPI	ADJ RPI	CONF. RPI	ADJ CONF. RPI		
Average RPI Loss:	3											
DIV. I ONLY		7-1-1	.83333	20	1-0-0	9	58	6	.69797	7	3	3
DIV. I NON-CONF.		6-1-1	.8125	30	1-0-0	4	48	3	.71286	3	4	4
<hr/>												
TOTALS	RPI 1-25	RPI 26-50		W-L RECORDS		RPI 51-100		RPI 101-150		RPI 150+		
7-1-1	0-1-0	2-0-0		OVERALL		3-0-1		0-0-0		2-0-0		
4-0-1	0-0-0	1-0-0		HOME		2-0-1		0-0-0		1-0-0		
3-1-0	0-1-0	1-0-0		AWAY		1-0-0		0-0-0		1-0-0		
0-0-0	0-0-0	0-0-0		NEUTRAL		0-0-0		0-0-0		0-0-0		
<hr/>												
6-1-1	0-1-0	2-0-0		NON-CONFERENCE		3-0-1		0-0-0		1-0-0		
3-0-1	0-0-0	1-0-0		HOME		2-0-1		0-0-0		0-0-0		
3-1-0	0-1-0	1-0-		AWAY		1-0-0		0-0-0		1-0-0		
0-0-0	0-0-0	0-0-0		NEUTRAL		0-0-0		0-0-0		0-0-0		
<hr/>												
1-0-0	0-0-0	0-0-0		CONFERENCE		0-0-0		0-0-0		1-0-0		
1-0-0	0-0-0	0-0-0		HOME		0-0-0		0-0-0		1-0-0		
0-0-0	0-0-0	0-0-0		AWAY		0-0-0		0-0-0		0-0-0		
0-0-0	0-0-0	0-0-0		NEUTRAL		0-0-0		0-0-0		0-0-0		
<hr/>												
RPI S	Opponent	Score		RPI S	Opponent	Score		RPI S	Opponent	Score		
3	A Virginia	1	5	33	A Oklahoma St.	4	2	51	H La Salle	5	1	
				42	H Boston U.	1	0	74	A Tulsa	3	2	
								83	H West Virginia	2	2	
								97	H Hofstra	2	1	
<hr/>												
LAST 10 GAMES												
				51	H La Salle	5	1	192	A Bucknell	6	0	
				3	A Virginia	1	5	170	H Northwestern	3	2	
				97	H Hofstra	2	1	74	A Tulsa	3	2	
				83	H West Virginia	2	2	33	A Oklahoma St.	4	2	
								42	H Boston U.	1	0	

Non-Div. I Games:

Penn St.



Average RPI Win:	90	WON-LOST RECORD	WINNING PCT. RANK	LAST 10 GAMES	STRENGTH OF SCHEDULE	OPP. STRENGTH OF SCHEDULE	TEAM RPI	ADJ RPI	CONF. RPI	ADJ CONF. RPI	
DIV. I ONLY		7-1-0	.875 14	7-1-0	23	23	8	.68979	8	1	1
DIV. I NON-CONF.		4-1-0	.8 38	4-1-0	32	72	17	.64741	18	1	1
<hr/>											
TOTALS	RPI 1-25	RPI 26-50		W-L RECORDS	RPI 51-100		RPI 101-150		RPI 150+		
7-1-0	1-1-0	1-0-0		OVERALL	2-0-0		1-0-0		2-0-0		
5-1-0	0-1-0	0-0-0		HOME	2-0-0		1-0-0		2-0-0		
2-0-0	1-0-0	1-0-0		AWAY	0-0-0		0-0-0		0-0-0		
0-0-0	0-0-0	0-0-0		NEUTRAL	0-0-0		0-0-0		0-0-0		
<hr/>											
4-1-0	0-1-0	0-0-0		NON-CONFERENCE	1-0-0		1-0-0		2-0-0		
4-1-0	0-1-0	0-0-0		HOME	1-0-0		1-0-0		2-0-0		
0-0-0	0-0-0	0-0-		AWAY	0-0-0		0-0-0		0-0-0		
0-0-0	0-0-0	0-0-0		NEUTRAL	0-0-0		0-0-0		0-0-0		
<hr/>											
3-0-0	1-0-0	1-0-0		CONFERENCE	1-0-0		0-0-0		0-0-0		
1-0-0	0-0-0	0-0-0		HOME	1-0-0		0-0-0		0-0-0		
2-0-0	1-0-0	1-0-0		AWAY	0-0-0		0-0-0		0-0-0		
0-0-0	0-0-0	0-0-0		NEUTRAL	0-0-0		0-0-0		0-0-0		
<hr/>											
RPI S	Opponent	Score	RPI S	Opponent	Score	RPI S	Opponent	Score	RPI S	Opponent	Score
4 A	North Carolina	1 0	47 A	North Carolina St.	3 1	59 H	Illinois	4 1	131 H	Oakland	4 0
11 H	UCLA	0 1				69 H	Syracuse	1 0	153 H	Detroit	4 0
									170 H	Northwestern	4 1
<hr/>											
			LAST 10 GAMES								
			69 H Syracuse			4 A North Carolina			1 0		
			170 H Northwestern			47 A North Carolina St.			3 1		
			59 H Illinois			153 H Detroit			4 0		
						11 H UCLA			0 1		
						131 H Oakland			4 0		



Average RPI Win:		93	WON-LOST RECORD		WINNING PCT. RANK		LAST 10 GAMES		STRENGTH OF SCHEDULE		OPP. STRENGTH OF SCHEDULE		TEAM RPI		ADJ RPI		CONF. RPI		ADJ CONF. RPI	
Average RPI Loss:		4																		
DIV. I ONLY			4-3-1		.5625 125		4-3-1		2		16		9		.67965 9		8		8	
DIV. I NON-CONF.			4-3-1		.5625 127		4-3-1		2		13		8		.67965 8		8		8	
TOTALS		RPI 1-25		RPI 26-50		W-L RECORDS		RPI 51-100		RPI 101-150		RPI 150+								
4-3-1		1-3-0		1-0-1		OVERALL		0-0-0		1-0-0		1-0-0								
3-1-1		1-1-0		1-0-1		HOME		0-0-0		1-0-0		0-0-0								
1-1-0		0-1-0		0-0-0		AWAY		0-0-0		0-0-0		1-0-0								
0-1-0		0-1-0		0-0-0		NEUTRAL		0-0-0		0-0-0		0-0-0								
4-3-1		1-3-0		1-0-1		NON-CONFERENCE		0-0-0		1-0-0		1-0-0								
3-1-1		1-1-0		1-0-1		HOME		0-0-0		1-0-0		0-0-0								
1-1-0		0-1-0		0-0-		AWAY		0-0-0		0-0-0		1-0-0								
0-1-0		0-1-0		0-0-0		NEUTRAL		0-0-0		0-0-0		0-0-0								
0-0-0		0-0-0		0-0-0		CONFERENCE		0-0-0		0-0-0		0-0-0								
0-0-0		0-0-0		0-0-0		HOME		0-0-0		0-0-0		0-0-0								
0-0-0		0-0-0		0-0-0		AWAY		0-0-0		0-0-0		0-0-0								
0-0-0		0-0-0		0-0-0		NEUTRAL		0-0-0		0-0-0		0-0-0								
RPI	S	Opponent		Score		RPI	S	Opponent		Score		RPI	S	Opponent		Score				
3	A	Virginia		0	4	32	H	Long Beach St.		4	0	110	H	Iowa St.		5	1			
4	N	North Carolina		0	2	45	H	California		1	1	216	A	Fresno St.		1	0			
6	H	Stanford		2	3															
14	H	Maryland		1	0															
LAST 10 GAMES																				
6	H	Stanford		2	3	14	H	Maryland		1	0									
45	H	California		1	1	216	A	Fresno St.		1	0									
110	H	Iowa St.		5	1	32	H	Long Beach St.		4	0									
						3	A	Virginia		0	4									
						4	N	North Carolina		0	2									

Non-Div. I Games:

Santa Clara



Average RPI Win:	88	WON-LOST	WINNING	LAST 10	STRENGTH OF	OPP. STRENGTH	TEAM	ADJ	CONF.	ADJ CONF.	
Average RPI Loss:	4	RECORD	PCT. RANK	GAMES	SCHEDULE	OF SCHEDULE	RPI	RPI	RPI	RPI	
DIV. I ONLY	8-1-1	.85	18	8-1-1	39	10	10	.67665	10	1	1
DIV. I NON-CONF.	5-0-1	.91667	11	5-0-1	38	74	9	.67353	10	1	1
<hr/>											
TOTALS	RPI 1-25	RPI 26-50		W-L RECORDS		RPI 51-100		RPI 101-150		RPI 150+	
8-1-1	1-1-0	2-0-0		OVERALL		3-0-1		1-0-0		1-0-0	
4-1-0	0-1-0	0-0-0		HOME		2-0-0		1-0-0		1-0-0	
3-0-0	1-0-0	2-0-0		AWAY		0-0-0		0-0-0		0-0-0	
1-0-1	0-0-0	0-0-0		NEUTRAL		1-0-1		0-0-0		0-0-0	
5-0-1	0-0-0	1-0-0		NON-CONFERENCE		2-0-1		1-0-0		1-0-0	
3-0-0	0-0-0	0-0-0		HOME		1-0-0		1-0-0		1-0-0	
1-0-0	0-0-0	1-0-		AWAY		0-0-0		0-0-0		0-0-0	
1-0-1	0-0-0	0-0-0		NEUTRAL		1-0-1		0-0-0		0-0-0	
3-1-0	1-1-0	1-0-0		CONFERENCE		1-0-0		0-0-0		0-0-0	
1-1-0	0-1-0	0-0-0		HOME		1-0-0		0-0-0		0-0-0	
2-0-0	1-0-0	1-0-0		AWAY		0-0-0		0-0-0		0-0-0	
0-0-0	0-0-0	0-0-0		NEUTRAL		0-0-0		0-0-0		0-0-0	
RPI	S	Opponent	Score	RPI	S	Opponent	Score	RPI	S	Opponent	Score
4	H	North Carolina	1 2	26	A	Boston College	1 0	69	H	Syracuse	3 0
14	A	Maryland	2 0	43	A	James Madison	3 1	82	N	Louisville	1 1
								87	H	Charlotte	2 0
								93	N	North Texas	4 2

Non-Div. I Games:

Virginia Tech







Average RPI Win: 133		WON-LOST	WINNING	LAST 10	STRENGTH OF		OPP. STRENGTH	TEAM	ADJ	CONF.	ADJ CONF.
Average RPI Loss: 3		RECORD	PCT. RANK	GAMES	SCHEDULE		OF SCHEDULE	RPI	RPI	RPI	RPI
DIV. I ONLY		7-1-1	.83333	20	7-1-1		29	54	11	.66987	12
DIV. I NON-CONF.		7-1-1	.83333	25	7-1-1		21	47	11	.66987	12
TOTALS		RPI 1-25	RPI 26-50		W-L RECORDS		RPI 51-100		RPI 101-150		RPI 150+
7-1-1		0-1-0	0-0-1		OVERALL		2-0-0		3-0-0		2-0-0
6-0-0		0-0-0	0-0-0		HOME		2-0-0		2-0-0		2-0-0
1-1-0		0-1-0	0-0-0		AWAY		0-0-0		1-0-0		0-0-0
0-0-1		0-0-0	0-0-1		NEUTRAL		0-0-0		0-0-0		0-0-0
7-1-1		0-1-0	0-0-1		NON-CONFERENCE		2-0-0		3-0-0		2-0-0
6-0-0		0-0-0	0-0-0		HOME		2-0-0		2-0-0		2-0-0
1-1-0		0-1-0	0-0-		AWAY		0-0-0		1-0-0		0-0-0
0-0-1		0-0-0	0-0-1		NEUTRAL		0-0-0		0-0-0		0-0-0
0-0-0		0-0-0	0-0-0		CONFERENCE		0-0-0		0-0-0		0-0-0
0-0-0		0-0-0	0-0-0		HOME		0-0-0		0-0-0		0-0-0
0-0-0		0-0-0	0-0-0		AWAY		0-0-0		0-0-0		0-0-0
0-0-0		0-0-0	0-0-0		NEUTRAL		0-0-0		0-0-0		0-0-0
RPI S	Opponent	Score		RPI S	Opponent	Score		RPI S	Opponent	Score	
3 A	Virginia	0	6	28 N	William & Mary	1	1	53 H	Princeton	5	1
								79 H	Delaware	1	0

Non-Div. I Games:

Rutgers



Average RPI Win: 108		WON-LOST	WINNING	LAST 10	STRENGTH OF	OPP. STRENGTH	TEAM	ADJ	CONF.	ADJ CONF.				
Average RPI Loss: 94		RECORD	PCT. RANK	GAMES	SCHEDULE	OF SCHEDULE	RPI	RPI	RPI	RPI				
DIV. I ONLY		8-1-0	.88889	8	8-1-0	43	72	12	.66935	13	4	4		
DIV. I NON-CONF.		7-1-0	.875	18	7-1-0	70	84	20	.6434	21	3	3		
<hr/>														
TOTALS		RPI 1-25		RPI 26-50		W-L RECORDS		RPI 51-100		RPI 101-150		RPI 150+		
8-1-0		1-0-0		2-0-0		OVERALL		0-1-0		2-0-0		3-0-0		
6-0-0		1-0-0		2-0-0		HOME		0-0-0		1-0-0		2-0-0		
2-1-0		0-0-0		0-0-0		AWAY		0-1-0		1-0-0		1-0-0		
0-0-0		0-0-0		0-0-0		NEUTRAL		0-0-0		0-0-0		0-0-0		
7-1-0		0-0-0		2-0-0		NON-CONFERENCE		0-1-0		2-0-0		3-0-0		
5-0-0		0-0-0		2-0-0		HOME		0-0-0		1-0-0		2-0-0		
2-1-0		0-0-0		0-0-		AWAY		0-1-0		1-0-0		1-0-0		
0-0-0		0-0-0		0-0-0		NEUTRAL		0-0-0		0-0-0		0-0-0		
1-0-0		1-0-0		0-0-0		CONFERENCE		0-0-0		0-0-0		0-0-0		
1-0-0		1-0-0		0-0-0		HOME		0-0-0		0-0-0		0-0-0		
0-0-0		0-0-0		0-0-0		AWAY		0-0-0		0-0-0		0-0-0		
0-0-0		0-0-0		0-0-0		NEUTRAL		0-0-0		0-0-0		0-0-0		
RPI	S	Opponent		Score	RPI	S	Opponent		Score	RPI	S	Opponent		Score
15	H	South Carolina		2 0	32	H	Long Beach St.		1 0	94	A	Texas		0 2
					50	H	Furman		2 0					

Non-Div. I Games:

Georgia



Average RPI Win:		107	WON-LOST RECORD		WINNING PCT. RANK		LAST 10 GAMES		STRENGTH OF SCHEDULE		OPP. STRENGTH OF SCHEDULE		TEAM RPI		ADJ RPI		CONF. RPI		ADJ CONF. RPI	
DIV. I ONLY			6-3-0		.66667 71		6-3-0		7		25		13		.66517 14		1		1	
DIV. I NON-CONF.			4-2-0		.66667 78		4-2-0		22		42		28		.62612 30		1		1	
TOTALS		RPI 1-25		RPI 26-50		W-L RECORDS		RPI 51-100		RPI 101-150		RPI 150+								
6-3-0		1-3-0		0-0-0		OVERALL		2-0-0		1-0-0		2-0-0								
5-1-0		1-1-0		0-0-0		HOME		1-0-0		1-0-0		2-0-0								
1-2-0		0-2-0		0-0-0		AWAY		1-0-0		0-0-0		0-0-0								
0-0-0		0-0-0		0-0-0		NEUTRAL		0-0-0		0-0-0		0-0-0								
4-2-0		0-2-0		0-0-0		NON-CONFERENCE		1-0-0		1-0-0		2-0-0								
4-0-0		0-0-0		0-0-0		HOME		1-0-0		1-0-0		2-0-0								
0-2-0		0-2-0		0-0-		AWAY		0-0-0		0-0-0		0-0-0								
0-0-0		0-0-0		0-0-0		NEUTRAL		0-0-0		0-0-0		0-0-0								
2-1-0		1-1-0		0-0-0		CONFERENCE		1-0-0		0-0-0		0-0-0								
1-1-0		1-1-0		0-0-0		HOME		0-0-0		0-0-0		0-0-0								
1-0-0		0-0-0		0-0-0		AWAY		1-0-0		0-0-0		0-0-0								
0-0-0		0-0-0		0-0-0		NEUTRAL		0-0-0		0-0-0		0-0-0								
RPI	S	Opponent		Score		RPI	S	Opponent		Score		RPI	S	Opponent		Score				
2	H	Wake Forest		1 0								113	H	Villanova		4 2				
6	A	Stanford		0 3								158	H	Citadel		9 0				
9	A	Santa Clara		0 1								228	H	George Mason		3 0				
10	H	Virginia Tech		0 2																
						LAST 10 GAMES														
6	A	Stanford		0 3		2	H	Wake Forest		1 0										
9	A	Santa Clara		0 1		10	H	Virginia Tech		0 2										
76	H	Navy		2 0		62	A	Clemson		2 1										
228	H	George Mason		3 0		158	H	Citadel		9 0										
113	H	Villanova		4 2																

**Non-Div. I Games:**

Maryland



Average RPI Win:	124	WON-LOST RECORD	WINNING PCT. RANK	LAST 10 GAMES	STRENGTH OF SCHEDULE	OPP. STRENGTH OF SCHEDULE	TEAM RPI	ADJ RPI	CONF. RPI	ADJ CONF. RPI	
DIV. I ONLY	7-1-1	.83333	20	7-1-1	41	56	16	.6617	15	4	4
DIV. I NON-CONF.	7-0-1	.9375	7	7-0-1	60	59	12	.6698	13	3	3
<hr/>											
TOTALS	RPI 1-25	RPI 26-50	W-L RECORDS		RPI 51-100		RPI 101-150		RPI 150+		
7-1-1	0-1-0	1-0-1	OVERALL		3-0-0		0-0-0		3-0-0		
5-0-0	0-0-0	1-0-0	HOME		2-0-0		0-0-0		2-0-0		
2-1-1	0-1-0	0-0-1	AWAY		1-0-0		0-0-0		1-0-0		
0-0-0	0-0-0	0-0-0	NEUTRAL		0-0-0		0-0-0		0-0-0		
7-0-1	0-0-0	1-0-1	NON-CONFERENCE		3-0-0		0-0-0		3-0-0		
5-0-0	0-0-0	1-0-0	HOME		2-0-0		0-0-0		2-0-0		
2-0-1	0-0-0	0-1-	AWAY		1-0-0		0-0-0		1-0-0		
0-0-0	0-0-0	0-0-0	NEUTRAL		0-0-0		0-0-0		0-0-0		
0-1-0	0-1-0	0-0-0	CONFERENCE		0-0-0		0-0-0		0-0-0		
0-0-0	0-0-0	0-0-0	HOME		0-0-0		0-0-0		0-0-0		
0-1-0	0-1-0	0-0-0	AWAY		0-0-0		0-0-0		0-0-0		
0-0-0	0-0-0	0-0-0	NEUTRAL		0-0-0		0-0-0		0-0-0		
<hr/>											
RPI S	Opponent	Score	RPI S	Opponent	Score	RPI S	Opponent	Score	RPI S	Opponent	Score
13 A	Georgia	0 2	42 A	Boston U.	0 0	62 A	Clemson	2 1	171 H	UNC Wilmington	2 0
			44 H	Duke	1 0	63 H	South Fla.	1 0	191 H	East Carolina	1 0
						85 H	SMU	2 0	254 A	Northeastern	3 0
<hr/>											
LAST 10 GAMES											
62 A	Clemson	2 1	13 A	Georgia	0 2						
254 A	Northeastern	3 0	191 H	East Carolina	1 0						
42 A	Boston U.	0 0	63 H	South Fla.	1 0						
44 H	Duke	1 0	85 H	SMU	2 0						
171 H	UNC Wilmington	2 0									

**Non-Div. I Games:**

South Carolina



Average RPI Win:	105	WON-LOST RECORD	WINNING PCT. RANK	LAST 10 GAMES	STRENGTH OF SCHEDULE	OPP. STRENGTH OF SCHEDULE	TEAM RPI	ADJ RPI	CONF. RPI	ADJ CONF. RPI	
Average RPI Loss:	70										
DIV. I ONLY	7-1-0	.875	14	7-1-0	55	43	15	.65947	16	3	3
DIV. I NON-CONF.	6-1-0	.85714	23	6-1-0	108	17	23	.63199	23	4	4
<hr/>											
TOTALS	RPI 1-25	RPI 26-50		W-L RECORDS	RPI 51-100		RPI 101-150		RPI 150+		
7-1-0	0-0-0	1-0-0		OVERALL	2-1-0		3-0-0		1-0-0		
6-0-0	0-0-0	1-0-0		HOME	1-0-0		3-0-0		1-0-0		
1-1-0	0-0-0	0-0-0		AWAY	1-1-0		0-0-0		0-0-0		
0-0-0	0-0-0	0-0-0		NEUTRAL	0-0-0		0-0-0		0-0-0		
<hr/>											
6-1-0	0-0-0	1-0-0		NON-CONFERENCE	1-1-0		3-0-0		1-0-0		
6-0-0	0-0-0	1-0-0		HOME	1-0-0		3-0-0		1-0-0		
0-1-0	0-0-0	0-0-		AWAY	0-1-0		0-0-0		0-0-0		
0-0-0	0-0-0	0-0-0		NEUTRAL	0-0-0		0-0-0		0-0-0		
<hr/>											
1-0-0	0-0-0	0-0-0		CONFERENCE	1-0-0		0-0-0		0-0-0		
0-0-0	0-0-0	0-0-0		HOME	0-0-0		0-0-0		0-0-0		
1-0-0	0-0-0	0-0-0		AWAY	1-0-0		0-0-0		0-0-0		
0-0-0	0-0-0	0-0-0		NEUTRAL	0-0-0		0-0-0		0-0-0		
<hr/>											
RPI S	Opponent	Score	RPI S	Opponent	Score	RPI S	Opponent	Score	RPI S	Opponent	Score
			48 H	Pepperdine	2 0	70 A	Butler	0 1	109 H	San Diego St.	3 1
						81 H	Eastern Mich.	2 1	114 H	Milwaukee	3 0
						96 A	Iowa	2 1	131 H	Oakland	6 1
									153 H	Detroit	2 0
<hr/>											
LAST 10 GAMES											
			81 H	Eastern Mich.	2 1	96 A	Iowa	2 1			
			131 H	Oakland	6 1	70 A	Butler	0 1			
			114 H	Milwaukee	3 0	153 H	Detroit	2 0			
						48 H	Pepperdine	2 0			
						109 H	San Diego St.	3 1			

Non-Div. I Games:

Michigan



Average RPI Win:		134	WON-LOST		WINNING		LAST 10		STRENGTH OF		OPP. STRENGTH		TEAM		ADJ		CONF.		ADJ CONF.			
Average RPI Loss:		28	RECORD		PCT. RANK		GAMES		SCHEDULE		OF SCHEDULE		RPI		RPI		RPI		RPI			
DIV. I ONLY			7-2-0		.77778		38	7-2-0		19		121		17		.6561		17	3		3	
DIV. I NON-CONF.			7-1-0		.875		18	7-1-0		34		101		14		.66462		14	4		4	
TOTALS		RPI 1-25		RPI 26-50		W-L RECORDS		RPI 51-100		RPI 101-150		RPI 150+										
7-2-0		1-1-0		0-1-0		OVERALL		1-0-0		3-0-0		2-0-0										
5-0-0		1-0-0		0-0-0		HOME		1-0-0		1-0-0		2-0-0										
2-2-0		0-1-0		0-1-0		AWAY		0-0-0		2-0-0		0-0-0										
0-0-0		0-0-0		0-0-0		NEUTRAL		0-0-0		0-0-0		0-0-0										
7-1-0		1-1-0		0-0-0		NON-CONFERENCE		1-0-0		3-0-0		2-0-0										
5-0-0		1-0-0		0-0-0		HOME		1-0-0		1-0-0		2-0-0										
2-1-0		0-1-0		0-0-		AWAY		0-0-0		2-0-0		0-0-0										
0-0-0		0-0-0		0-0-0		NEUTRAL		0-0-0		0-0-0		0-0-0										
0-1-0		0-0-0		0-1-0		CONFERENCE		0-0-0		0-0-0		0-0-0										
0-0-0		0-0-0		0-0-0		HOME		0-0-0		0-0-0		0-0-0										
0-1-0		0-0-0		0-1-0		AWAY		0-0-0		0-0-0		0-0-0										
0-0-0		0-0-0		0-0-0		NEUTRAL		0-0-0		0-0-0		0-0-0										
RPI	S	Opponent		Score		RPI	S	Opponent		Score		RPI	S	Opponent		Score						
18	A	Florida		0	2	38	A	Indiana		0	1	65	H	LSU		2	1					
25	H	Ole Miss		2	1							110	A	Iowa St.		1	0					
												135	H	Illinois St.		4	0					
												142	A	Jacksonville		3	0					
												189	H	Toledo		2	1					
												270	H	North Dakota St.		4	1					



Average RPI Win:		97	WON-LOST RECORD		WINNING PCT. RANK		LAST 10 GAMES		STRENGTH OF SCHEDULE		OPP. STRENGTH OF SCHEDULE		TEAM RPI	ADJ RPI	CONF. RPI	ADJ CONF. RPI				
Average RPI Loss:		1																		
DIV. I ONLY			7-1-1		.83333 20		7-1-1		73		7		18	.65433 18	4	4				
DIV. I NON-CONF.			6-1-1		.8125 30		6-1-1		45		8		15	.66381 15	3	3				
TOTALS		RPI 1-25		RPI 26-50		W-L RECORDS		RPI 51-100		RPI 101-150		RPI 150+								
7-1-1		1-1-0		1-0-0		OVERALL		2-0-1		2-0-0		1-0-0								
6-1-0		1-1-0		1-0-0		HOME		2-0-0		2-0-0		0-0-0								
1-0-1		0-0-0		0-0-0		AWAY		0-0-1		0-0-0		1-0-0								
0-0-0		0-0-0		0-0-0		NEUTRAL		0-0-0		0-0-0		0-0-0								
6-1-1		1-1-0		1-0-0		NON-CONFERENCE		1-0-1		2-0-0		1-0-0								
5-1-0		1-1-0		1-0-0		HOME		1-0-0		2-0-0		0-0-0								
1-0-1		0-0-0		0-0-		AWAY		0-0-1		0-0-0		1-0-0								
0-0-0		0-0-0		0-0-0		NEUTRAL		0-0-0		0-0-0		0-0-0								
1-0-0		0-0-0		0-0-0		CONFERENCE		1-0-0		0-0-0		0-0-0								
1-0-0		0-0-0		0-0-0		HOME		1-0-0		0-0-0		0-0-0								
0-0-0		0-0-0		0-0-0		AWAY		0-0-0		0-0-0		0-0-0								
0-0-0		0-0-0		0-0-0		NEUTRAL		0-0-0		0-0-0		0-0-0								
RPI	S	Opponent			Score		RPI	S	Opponent			Score		RPI	S	Opponent			Score	
1	H	Florida St.			0 3		33	H	Oklahoma St.			2 0		63	A	South Fla.			1 1	
17	H	Minnesota			2 0									86	H	Oklahoma			3 0	
														88	H	Alabama			3 0	
														123	H	FGCU			3 1	
														145	H	Oregon St.			3 1	
														187	A	FIU			4 0	
							LAST 10 GAMES													
							88	H	Alabama			3 0		33	H	Oklahoma St.			2 0	
							63	A	South Fla.			1 1		86	H	Oklahoma			3 0	
							17	H	Minnesota			2 0		187	A	FIU			4 0	
							123	H	FGCU			3 1		1	H	Florida St.			0 3	
														145	H	Oregon St.			3 1	

Non-Div. I Games:

Florida



Average RPI Win: 151		WON-LOST RECORD		WINNING PCT. RANK		LAST 10 GAMES		STRENGTH OF SCHEDULE		OPP. STRENGTH OF SCHEDULE		TEAM RPI		ADJ RPI		CONF. RPI		ADJ CONF. RPI					
DIV. I ONLY		7-2-1		.75 47		7-2-1		20		80		19		.65149 19		6		6					
DIV. I NON-CONF.		7-2-1		.75 50		7-2-1		15		75		16		.65149 16		6		6					
TOTALS		RPI 1-25		RPI 26-50		W-L RECORDS		RPI 51-100		RPI 101-150		RPI 150+											
7-2-1		0-1-1		0-1-0		OVERALL		1-0-0		3-0-0		3-0-0											
3-1-0		0-0-0		0-1-0		HOME		0-0-0		2-0-0		1-0-0											
1-1-1		0-1-1		0-0-0		AWAY		0-0-0		1-0-0		0-0-0											
3-0-0		0-0-0		0-0-0		NEUTRAL		1-0-0		0-0-0		2-0-0											
7-2-1		0-1-1		0-1-0		NON-CONFERENCE		1-0-0		3-0-0		3-0-0											
3-1-0		0-0-0		0-1-0		HOME		0-0-0		2-0-0		1-0-0											
1-1-1		0-1-1		0-0-		AWAY		0-0-0		1-0-0		0-0-0											
3-0-0		0-0-0		0-0-0		NEUTRAL		1-0-0		0-0-0		2-0-0											
0-0-0		0-0-0		0-0-0		CONFERENCE		0-0-0		0-0-0		0-0-0											
0-0-0		0-0-0		0-0-0		HOME		0-0-0		0-0-0		0-0-0											
0-0-0		0-0-0		0-0-0		AWAY		0-0-0		0-0-0		0-0-0											
0-0-0		0-0-0		0-0-0		NEUTRAL		0-0-0		0-0-0		0-0-0											
RPI	S	Opponent		Score		RPI	S	Opponent		Score		RPI	S	Opponent		Score							
1	A	Florida St.		0	1	29	H	Tennessee		1	2	75	N	Washington		3	0	117	H	Brown		2	0
5	A	Georgetown		1	1							123	H	FGCU		4	0	130	A	Hawaii		2	0
												151	N	Middle Tenn.		2	1	172	N	North Florida		5	0
												286	H	Stetson		4	0						



Average RPI Win: 120		WON-LOST RECORD	WINNING PCT. RANK		LAST 10 GAMES	STRENGTH OF SCHEDULE	OPP. STRENGTH OF SCHEDULE	TEAM RPI	ADJ RPI	CONF. RPI	ADJ CONF. RPI										
Average RPI Loss: 25																					
DIV. I ONLY		6-2-1	.72222	51	6-2-1	18	74	20	.64715	20	3	3									
DIV. I NON-CONF.		5-2-1	.6875	64	5-2-1	25	51	25	.62836	24	4	4									
<hr/>																					
TOTALS		RPI 1-25		RPI 26-50		W-L RECORDS		RPI 51-100		RPI 101-150		RPI 150+									
6-2-1		1-1-0		0-1-1		OVERALL		1-0-0		3-0-0		1-0-0									
4-0-0		1-0-0		0-0-0		HOME		1-0-0		1-0-0		1-0-0									
0-2-1		0-1-0		0-1-1		AWAY		0-0-0		0-0-0		0-0-0									
2-0-0		0-0-0		0-0-0		NEUTRAL		0-0-0		2-0-0		0-0-0									
5-2-1		1-1-0		0-1-1		NON-CONFERENCE		0-0-0		3-0-0		1-0-0									
3-0-0		1-0-0		0-0-0		HOME		0-0-0		1-0-0		1-0-0									
0-2-1		0-1-0		0-1-		AWAY		0-0-0		0-0-0		0-0-0									
2-0-0		0-0-0		0-0-0		NEUTRAL		0-0-0		2-0-0		0-0-0									
1-0-0		0-0-0		0-0-0		CONFERENCE		1-0-0		0-0-0		0-0-0									
1-0-0		0-0-0		0-0-0		HOME		1-0-0		0-0-0		0-0-0									
0-0-0		0-0-0		0-0-0		AWAY		0-0-0		0-0-0		0-0-0									
0-0-0		0-0-0		0-0-0		NEUTRAL		0-0-0		0-0-0		0-0-0									
RPI	S	Opponent		Score		RPI	S	Opponent		Score		RPI	S	Opponent		Score					
21	H	Denver		2	1	27	A	BYU		0	3	90	H	Michigan St.		1	0				
23	A	Arkansas		1	2	46	A	Utah St.		2	2					101	N	San Diego		2	1
																120	N	San Francisco		3	0
																132	H	Cincinnati		4	1
																256	H	Southeast Mo. St.		4	0
<hr/>																					
LAST 10 GAMES																					
21	H	Denver		2	1	23	A	Arkansas		1	2	90	H	Michigan St.		1	0				
						46	A	Utah St.		2	2					101	N	San Diego		2	1
																120	N	San Francisco		3	0

Non-Div. I Games:

Nebraska



Average RPI Win:	99	WON-LOST RECORD	WINNING PCT. RANK	LAST 10 GAMES	STRENGTH OF SCHEDULE	OPP. STRENGTH OF SCHEDULE	TEAM RPI	ADJ RPI	CONF. RPI	ADJ CONF. RPI				
DIV. I ONLY	7-1-1	.83333	20	7-1-1	81	12	21	.6459	21	23	23			
DIV. I NON-CONF.	7-1-1	.83333	25	7-1-1	78	10	19	.6459	19	22	22			
<hr/>														
TOTALS	RPI 1-25	RPI 26-50		W-L RECORDS	RPI 51-100		RPI 101-150		RPI 150+					
7-1-1	0-1-0	2-0-0		OVERALL	3-0-0		0-0-1		2-0-0					
5-0-0	0-0-0	2-0-0		HOME	1-0-0		0-0-0		2-0-0					
1-1-1	0-1-0	0-0-0		AWAY	1-0-0		0-0-1		0-0-0					
1-0-0	0-0-0	0-0-0		NEUTRAL	1-0-0		0-0-0		0-0-0					
7-1-1	0-1-0	2-0-0		NON-CONFERENCE	3-0-0		0-0-1		2-0-0					
5-0-0	0-0-0	2-0-0		HOME	1-0-0		0-0-0		2-0-0					
1-1-1	0-1-0	0-0-		AWAY	1-0-0		0-0-1		0-0-0					
1-0-0	0-0-0	0-0-0		NEUTRAL	1-0-0		0-0-0		0-0-0					
0-0-0	0-0-0	0-0-0		CONFERENCE	0-0-0		0-0-0		0-0-0					
0-0-0	0-0-0	0-0-0		HOME	0-0-0		0-0-0		0-0-0					
0-0-0	0-0-0	0-0-0		AWAY	0-0-0		0-0-0		0-0-0					
0-0-0	0-0-0	0-0-0		NEUTRAL	0-0-0		0-0-0		0-0-0					
RPI	S	Opponent	Score		RPI	S	Opponent	Score		RPI	S	Opponent	Score	
20	A	Nebraska	1	2	30	H	Colorado	3	0	52	A	UC Irvine	3	2
					36	H	Colorado Col.	2	1	125	A	TCU	1	1
										88	H	St. Mary's (CA)	2	0
										98	N	UT Martin	1	0

**Non-Div. I Games:**

Denver



Average RPI Win:	143	WON-LOST	WINNING	LAST 10	STRENGTH OF	OPP. STRENGTH	TEAM	ADJ	CONF.	ADJ CONF.		
Average RPI Loss:	0	RECORD	PCT. RANK	GAMES	SCHEDULE	OF SCHEDULE	RPI	RPI	RPI	RPI		
DIV. I ONLY		7-0-2	.88889	8	7-0-2	91	50	22	.64345	22	2	2
DIV. I NON-CONF.		7-0-2	.88889	14	7-0-2	90	45	21	.64345	20	2	2
<hr/>												
TOTALS	RPI 1-25	RPI 26-50		W-L RECORDS		RPI 51-100		RPI 101-150		RPI 150+		
7-0-2	0-0-0	0-0-1		OVERALL		4-0-1		1-0-0		2-0-0		
3-0-0	0-0-0	0-0-0		HOME		0-0-0		1-0-0		2-0-0		
3-0-2	0-0-0	0-0-1		AWAY		3-0-1		0-0-0		0-0-0		
1-0-0	0-0-0	0-0-0		NEUTRAL		1-0-0		0-0-0		0-0-0		
7-0-2	0-0-0	0-0-1		NON-CONFERENCE		4-0-1		1-0-0		2-0-0		
3-0-0	0-0-0	0-0-0		HOME		0-0-0		1-0-0		2-0-0		
3-0-2	0-0-0	0-1-		AWAY		3-0-1		0-0-0		0-0-0		
1-0-0	0-0-0	0-0-0		NEUTRAL		1-0-0		0-0-0		0-0-0		
0-0-0	0-0-0	0-0-0		CONFERENCE		0-0-0		0-0-0		0-0-0		
0-0-0	0-0-0	0-0-0		HOME		0-0-0		0-0-0		0-0-0		
0-0-0	0-0-0	0-0-0		AWAY		0-0-0		0-0-0		0-0-0		
0-0-0	0-0-0	0-0-0		NEUTRAL		0-0-0		0-0-0		0-0-0		
RPI	S	Opponent	Score	RPI	S	Opponent	Score	RPI	S	Opponent	Score	
				33	A	Oklahoma St.	2 2	52	A	UC Irvine	4 0	
								56	A	Cal St. Fullerton	1 0	
								57	A	Boise St.	0 0	
								84	N	Weber St.	1 0	
								91	A	Seattle	3 1	
					</							

Non-Div. I Games:

Washington St.



[illegible]

**Non-Div. I Games:**

Arkansas



Average RPI Win:		135	WON-LOST RECORD		WINNING PCT. RANK		LAST 10 GAMES		STRENGTH OF SCHEDULE		OPP. STRENGTH OF SCHEDULE		TEAM RPI	ADJ RPI	CONF. RPI	ADJ CONF. RPI	
DIV. I ONLY			6-1-1		.8125	29	6-1-1		84		9		24	.63822	24	8	8
DIV. I NON-CONF.			6-1-1		.8125	30	6-1-1		81		9		22	.63822	22	8	8
TOTALS		RPI 1-25		RPI 26-50		W-L RECORDS		RPI 51-100		RPI 101-150		RPI 150+					
6-1-1		0-1-1		1-0-0		OVERALL		0-0-0		3-0-0		2-0-0					
4-1-0		0-1-0		1-0-0		HOME		0-0-0		1-0-0		2-0-0					
2-0-1		0-0-1		0-0-0		AWAY		0-0-0		2-0-0		0-0-0					
0-0-0		0-0-0		0-0-0		NEUTRAL		0-0-0		0-0-0		0-0-0					
6-1-1		0-1-1		1-0-0		NON-CONFERENCE		0-0-0		3-0-0		2-0-0					
4-1-0		0-1-0		1-0-0		HOME		0-0-0		1-0-0		2-0-0					
2-0-1		0-0-1		0-0-		AWAY		0-0-0		2-0-0		0-0-0					
0-0-0		0-0-0		0-0-0		NEUTRAL		0-0-0		0-0-0		0-0-0					
0-0-0		0-0-0		0-0-0		CONFERENCE		0-0-0		0-0-0		0-0-0					
0-0-0		0-0-0		0-0-0		HOME		0-0-0		0-0-0		0-0-0					
0-0-0		0-0-0		0-0-0		AWAY		0-0-0		0-0-0		0-0-0					
0-0-0		0-0-0		0-0-0		NEUTRAL		0-0-0		0-0-0		0-0-0					
RPI	S	Opponent		Score		RPI	S	Opponent		Score		RPI	S	Opponent		Score	
2	H	Wake Forest		2	3	37	H	Marquette		1	0	106	A	Oregon		2	1
6	A	Stanford		1	1							109	A	San Diego St.		2	1
												139	H	Missouri		3	2
												207	H	Nevada		2	0
												213	H	Central Mich.		1	0
LAST 10 GAMES																	
		2 H Wake Forest		2	3			109 A San Diego St.		2	1						
		213 H Central Mich.		1	0			139 H Missouri		3	2						
		6 A Stanford		1	1			207 H Nevada		2	0						
		106 A Oregon		2	1												
		37 H Marquette		1	0												

Non-Div. I Games:

Portland







Average RPI Win:	88	WON-LOST	WINNING	LAST 10	STRENGTH OF	OPP. STRENGTH	TEAM	ADJ	CONF.	ADJ CONF.		
Average RPI Loss:	23	RECORD	PCT. RANK	GAMES	SCHEDULE	OF SCHEDULE	RPI	RPI	RPI	RPI		
DIV. I ONLY		4-5-0	.44444	185	4-5-0	3	40	26	.63072	26	1	1
DIV. I NON-CONF.		3-2-0	.6	111	3-2-0	3	35	10	.67372	9	1	1
<hr/>												
TOTALS	RPI 1-25	RPI 26-50		W-L RECORDS		RPI 51-100		RPI 101-150		RPI 150+		
4-5-0	0-3-0	1-1-0		OVERALL		2-1-0		1-0-0		0-0-0		
2-4-0	0-3-0	1-1-0		HOME		1-0-0		0-0-0		0-0-0		
2-1-0	0-0-0	0-0-0		AWAY		1-1-0		1-0-0		0-0-0		
0-0-0	0-0-0	0-0-0		NEUTRAL		0-0-0		0-0-0		0-0-0		
3-2-0	0-1-0	1-1-0		NON-CONFERENCE		2-0-0		0-0-0		0-0-0		
2-2-0	0-1-0	1-1-0		HOME		1-0-0		0-0-0		0-0-0		
1-0-0	0-0-0	0-0-		AWAY		1-0-0		0-0-0		0-0-0		
0-0-0	0-0-0	0-0-0		NEUTRAL		0-0-0		0-0-0		0-0-0		
1-3-0	0-2-0	0-0-0		CONFERENCE		0-1-0		1-0-0		0-0-0		
0-2-0	0-2-0	0-0-0		HOME		0-0-0		0-0-0		0-0-0		
1-1-0	0-0-0	0-0-0		AWAY		0-1-0		1-0-0		0-0-0		
0-0-0	0-0-0	0-0-0		NEUTRAL		0-0-0		0-0-0		0-0-0		
RPI	S	Opponent	Score	RPI	S	Opponent	Score	RPI	S	Opponent	Score	
3	H	Virginia	1 2	35	H	Connecticut	0 1	62	A	Clemson	1 2	
6	H	Stanford	1 2	42	H	Boston U.	1 0	73	H	Ohio St.	1 0	
10	H	Virginia Tech	0 1					97	A	Hofstra	6 5	
				LAST 10 GAMES								
				97 A Hofstra 6 5				10 H Virginia Tech 0 1				
				35 H Connecticut 0 1				3 H Virginia 1 2				
				42 H Boston U. 1 0				62 A Clemson 1 2				
				6 H Stanford 1 2				141 A Pittsburgh 3 0				
								73 H Ohio St. 1 0				

**Non-Div. I Games:**

Boston College



Average RPI Win:	56	WON-LOST	WINNING	LAST 10	STRENGTH OF	OPP. STRENGTH	TEAM	ADJ	CONF.	ADJ CONF.			
Average RPI Loss:	42	RECORD	PCT. RANK	GAMES	SCHEDULE	OF SCHEDULE	RPI	RPI	RPI	RPI			
DIV. I ONLY		5-2-1	.6875 64	5-2-1	65	4	31	.62804 27	8	8			
DIV. I NON-CONF.		5-2-1	.6875 64	5-2-1	62	4	29	.62804 25	8	8			
<hr/>													
TOTALS	RPI 1-25	RPI 26-50		W-L RECORDS		RPI 51-100		RPI 101-150		RPI 150+			
5-2-1	1-0-0	0-1-0		OVERALL		4-1-0		0-0-1		0-0-0			
4-1-0	1-0-0	0-0-0		HOME		3-1-0		0-0-0		0-0-0			
1-1-1	0-0-0	0-1-0		AWAY		1-0-0		0-0-1		0-0-0			
0-0-0	0-0-0	0-0-0		NEUTRAL		0-0-0		0-0-0		0-0-0			
<hr/>													
5-2-1	1-0-0	0-1-0		NON-CONFERENCE		4-1-0		0-0-1		0-0-0			
4-1-0	1-0-0	0-0-0		HOME		3-1-0		0-0-0		0-0-0			
1-1-1	0-0-0	0-0-		AWAY		1-0-0		0-0-1		0-0-0			
0-0-0	0-0-0	0-0-0		NEUTRAL		0-0-0		0-0-0		0-0-0			
<hr/>													
0-0-0	0-0-0	0-0-0		CONFERENCE		0-0-0		0-0-0		0-0-0			
0-0-0	0-0-0	0-0-0		HOME		0-0-0		0-0-0		0-0-0			
0-0-0	0-0-0	0-0-0		AWAY		0-0-0		0-0-0		0-0-0			
0-0-0	0-0-0	0-0-0		NEUTRAL		0-0-0		0-0-0		0-0-0			
<hr/>													
RPI S	Opponent	Score		RPI S	Opponent	Score		RPI S	Opponent	Score			
20 H	Nebraska	3	0	32 A	Long Beach St.	0	1	52 H	UC Irvine	0 1			
								54 H	Utah	1 0			
								56 H	Cal St. Fullerton	3 1			
								65 A	LSU	4 2			
								86 H	Oklahoma	3 2			
LAST 10 GAMES													
32 A	Long Beach St.	0 1	86 H	Oklahoma	3 2								
20 H	Nebraska	3 0	52 H	UC Irvine	0 1								
56 H	Cal St. Fullerton	3 1	106 A	Oregon	0 0								
				54 H	Utah	1 0							
				65 A	LSU	4 2							

Non-Div. I Games:

BYU



[illegible]

**Non-Div. I Games:**

William & Mary



Average RPI Win:		83	WON-LOST RECORD		WINNING PCT. RANK		LAST 10 GAMES		STRENGTH OF SCHEDULE		OPP. STRENGTH OF SCHEDULE		TEAM RPI		ADJ RPI		CONF. RPI		ADJ CONF. RPI				
DIV. I ONLY			6-2-1		.72222 51		6-2-1		48		53		29		.62801 29		4		4				
DIV. I NON-CONF.			5-2-1		.6875 64		5-2-1		52		50		39		.61395 38		3		3				
TOTALS		RPI 1-25		RPI 26-50		W-L RECORDS		RPI 51-100		RPI 101-150		RPI 150+											
6-2-1		1-0-0		1-0-0		OVERALL		2-1-0		1-0-1		1-1-0											
4-0-1		0-0-0		1-0-0		HOME		2-0-0		1-0-1		0-0-0											
2-2-0		1-0-0		0-0-0		AWAY		0-1-0		0-0-0		1-1-0											
0-0-0		0-0-0		0-0-0		NEUTRAL		0-0-0		0-0-0		0-0-0											
5-2-1		1-0-0		1-0-0		NON-CONFERENCE		1-1-0		1-0-1		1-1-0											
3-0-1		0-0-0		1-0-0		HOME		1-0-0		1-0-1		0-0-0											
2-2-0		1-0-0		0-0-		AWAY		0-1-0		0-0-0		1-1-0											
0-0-0		0-0-0		0-0-0		NEUTRAL		0-0-0		0-0-0		0-0-0											
1-0-0		0-0-0		0-0-0		CONFERENCE		1-0-0		0-0-0		0-0-0											
1-0-0		0-0-0		0-0-0		HOME		1-0-0		0-0-0		0-0-0											
0-0-0		0-0-0		0-0-0		AWAY		0-0-0		0-0-0		0-0-0											
0-0-0		0-0-0		0-0-0		NEUTRAL		0-0-0		0-0-0		0-0-0											
RPI	S	Opponent		Score		RPI	S	Opponent		Score		RPI	S	Opponent		Score							
19	A	UCF		2 1		43	H	James Madison		2 0		60	A	Samford		0 1							
												67	H	Texas A&M		1 0							
												86	H	Oklahoma		3 1							
												124	H	Western Ky.		0 0							
												126	H	Dayton		2 0							
												151	A	Middle Tenn.		0 1							
												157	A	Mercer		2 0							
LAST 10 GAMES																							
67 H Texas A&M						1 0						43 H James Madison						2 0					
124 H Western Ky.						0 0						19 A UCF						2 1					
151 A Middle Tenn.						0 1						60 A Samford						0 1					
157 A Mercer						2 0						86 H Oklahoma						3 1					
126 H Dayton						2 0																	

**Non-Div. I Games:**

Tennessee



Average RPI Win:		135	WON-LOST RECORD		WINNING PCT. RANK		LAST 10 GAMES		STRENGTH OF SCHEDULE		OPP. STRENGTH OF SCHEDULE		TEAM RPI		ADJ RPI		CONF. RPI		ADJ CONF. RPI	
DIV. I ONLY			8-1-0		.88889 8		8-1-0		135		30		28		.62695 30		2		2	
DIV. I NON-CONF.			8-1-0		.88889 14		8-1-0		132		22		26		.62695 27		2		2	
TOTALS		RPI 1-25		RPI 26-50		W-L RECORDS		RPI 51-100		RPI 101-150		RPI 150+								
8-1-0		0-1-0		1-0-0		OVERALL		3-0-0		1-0-0		3-0-0								
5-0-0		0-0-0		1-0-0		HOME		1-0-0		1-0-0		2-0-0								
0-1-0		0-1-0		0-0-0		AWAY		0-0-0		0-0-0		0-0-0								
3-0-0		0-0-0		0-0-0		NEUTRAL		2-0-0		0-0-0		1-0-0								
8-1-0		0-1-0		1-0-0		NON-CONFERENCE		3-0-0		1-0-0		3-0-0								
5-0-0		0-0-0		1-0-0		HOME		1-0-0		1-0-0		2-0-0								
0-1-0		0-1-0		0-0-		AWAY		0-0-0		0-0-0		0-0-0								
3-0-0		0-0-0		0-0-0		NEUTRAL		2-0-0		0-0-0		1-0-0								
0-0-0		0-0-0		0-0-0		CONFERENCE		0-0-0		0-0-0		0-0-0								
0-0-0		0-0-0		0-0-0		HOME		0-0-0		0-0-0		0-0-0								
0-0-0		0-0-0		0-0-0		AWAY		0-0-0		0-0-0		0-0-0								
0-0-0		0-0-0		0-0-0		NEUTRAL		0-0-0		0-0-0		0-0-0								
RPI	S	Opponent		Score		RPI	S	Opponent		Score		RPI	S	Opponent		Score				
21	A	Denver		0 3		36	H	Colorado Col.		1 0		88	N	Alabama		1 0				
												95	H	Stony Brook		4 0				
												98	N	Northern Colo.		3 0				

Non-Div. I Games:

Colorado



Average RPI Win:	146	WON-LOST RECORD	WINNING PCT. RANK	LAST 10 GAMES		STRENGTH OF SCHEDULE	OPP. STRENGTH OF SCHEDULE	TEAM RPI	ADJ RPI	CONF. RPI	ADJ CONF. RPI
DIV. I ONLY		9-1-0	.9    6	9-1-0		134	59	32	.6262   31	5	5
DIV. I NON-CONF.		9-1-0	.9    13	9-1-0		131	52	30	.6262   29	5	5
<hr/>											
TOTALS	RPI 1-25		RPI 26-50	W-L RECORDS		RPI 51-100			RPI 101-150		RPI 150+
9-1-0	0-0-0		1-1-0	OVERALL		2-0-0			1-0-0		5-0-0
4-1-0	0-0-0		0-1-0	HOME		1-0-0			1-0-0		2-0-0
2-0-0	0-0-0		0-0-0	AWAY		1-0-0			0-0-0		1-0-0
3-0-0	0-0-0		1-0-0	NEUTRAL		0-0-0			0-0-0		2-0-0
9-1-0	0-0-0		1-1-0	NON-CONFERENCE		2-0-0			1-0-0		5-0-0
4-1-0	0-0-0		0-1-0	HOME		1-0-0			1-0-0		2-0-0
2-0-0	0-0-0		0-0-	AWAY		1-0-0			0-0-0		1-0-0
3-0-0	0-0-0		1-0-0	NEUTRAL		0-0-0			0-0-0		2-0-0
0-0-0	0-0-0		0-0-0	CONFERENCE		0-0-0			0-0-0		0-0-0
0-0-0	0-0-0		0-0-0	HOME		0-0-0			0-0-0		0-0-0
0-0-0	0-0-0		0-0-0	AWAY		0-0-0			0-0-0		0-0-0
0-0-0	0-0-0		0-0-0	NEUTRAL		0-0-0			0-0-0		0-0-0
<hr/>											
RPI   S	Opponent	Score	RPI   S	Opponent	Score	RPI   S	Opponent	Score	RPI   S	Opponent	Score
			32 H	Long Beach St.	2   3	56 H	Cal St. Fullerton	1   0	118 H	Cal St. Northridge	3   1
			41 N	Arizona St.	1   0	66 A	Arizona	2   0	159 N	UC Davis	3   0
									182 N	UC Santa Barbara	2   0
									189 H	Idaho St.	3   0
									224 A	New Mexico	1   0
									278 H	Colorado St.	6   0
<hr/>											
LAST 10 GAMES											
			66 A	Arizona	2   0	182 N	UC Santa Barbara	2   0			
			41 N	Arizona St.	1   0	159 N	UC Davis	3   0			
			118 H	Cal St. Northridge	3   1	189 H	Idaho St.	3   0			
			56 H	Cal St. Fullerton	1   0	278 H	Colorado St.	6   0			
			32 H	Long Beach St.	2   3	224 A	New Mexico	1   0			

**Non-Div. I Games:**

Texas Tech



Average RPI Win:	82	WON-LOST	WINNING		LAST 10	STRENGTH OF		OPP. STRENGTH	TEAM	ADJ	CONF.	ADJ CONF.					
Average RPI Loss:	67	RECORD	PCT. RANK		GAMES	SCHEDULE		OF SCHEDULE	RPI	RPI	RPI	RPI					
DIV. I ONLY		5-3-0	.625	88	5-3-0	31		15	33	.62604	32	10	10				
DIV. I NON-CONF.		5-3-0	.625	94	5-3-0	24		12	32	.62604	31	10	10				
-----																	
TOTALS		RPI 1-25		RPI 26-50		W-L RECORDS		RPI 51-100		RPI 101-150		RPI 150+					
5-3-0		0-2-0		2-0-0		OVERALL		1-0-0		2-0-0		0-1-0					
3-1-0		0-0-0		1-0-0		HOME		0-0-0		2-0-0		0-1-0					
2-2-0		0-2-0		1-0-0		AWAY		1-0-0		0-0-0		0-0-0					
0-0-0		0-0-0		0-0-0		NEUTRAL		0-0-0		0-0-0		0-0-0					
5-3-0		0-2-0		2-0-0		NON-CONFERENCE		1-0-0		2-0-0		0-1-0					
3-1-0		0-0-0		1-0-0		HOME		0-0-0		2-0-0		0-1-0					
2-2-0		0-2-0		1-0-		AWAY		1-0-0		0-0-0		0-0-0					
0-0-0		0-0-0		0-0-0		NEUTRAL		0-0-0		0-0-0		0-0-0					
0-0-0		0-0-0		0-0-0		CONFERENCE		0-0-0		0-0-0		0-0-0					
0-0-0		0-0-0		0-0-0		HOME		0-0-0		0-0-0		0-0-0					
0-0-0		0-0-0		0-0-0		AWAY		0-0-0		0-0-0		0-0-0					
0-0-0		0-0-0		0-0-0		NEUTRAL		0-0-0		0-0-0		0-0-0					
RPI	S	Opponent		Score		RPI	S	Opponent		Score		RPI	S	Opponent		Score	
9	A	Santa Clara		0	4	27	H	BYU		1	0	72	A	Auburn		2	1
13	A	Georgia		0	1	31	A	Texas Tech		3	2			132 H Cincinnati		4	1
														150 H Loyola Marymount		1	0
														180 H Northern Ariz.		0	1
-----																	
LAST 10 GAMES																	
		13 A Georgia		0	1			27 H BYU		1	0						
		150 H Loyola Marymount		1	0			72 A Auburn		2	1						
		132 H Cincinnati		4	1			180 H Northern Ariz.		0	1						
		31 A Texas Tech		3	2												
		9 A Santa Clara		0	4												

Non-Div. I Games:

Long Beach St.



[illegible]

**Non-Div. I Games:**

Oklahoma St.



Average RPI Win:	156	WON-LOST RECORD	WINNING PCT. RANK	LAST 10 GAMES	STRENGTH OF SCHEDULE	OPP. STRENGTH OF SCHEDULE	TEAM RPI	ADJ RPI	CONF. RPI	ADJ CONF. RPI					
Average RPI Loss:	0														
DIV. I ONLY		7-0-2	.88889	8	7-0-2	123	86	34	.62229	34	5	5			
DIV. I NON-CONF.		7-0-2	.88889	14	7-0-2	122	80	33	.62229	33	5	5			
<hr/>															
TOTALS	RPI 1-25		RPI 26-50		W-L RECORDS		RPI 51-100		RPI 101-150		RPI 150+				
7-0-2	0-0-0		0-0-0		OVERALL		3-0-1		1-0-1		3-0-0				
4-0-1	0-0-0		0-0-0		HOME		1-0-0		0-0-1		3-0-0				
2-0-1	0-0-0		0-0-0		AWAY		2-0-1		0-0-0		0-0-0				
1-0-0	0-0-0		0-0-0		NEUTRAL		0-0-0		1-0-0		0-0-0				
7-0-2	0-0-0		0-0-0		NON-CONFERENCE		3-0-1		1-0-1		3-0-0				
4-0-1	0-0-0		0-0-0		HOME		1-0-0		0-0-1		3-0-0				
2-0-1	0-0-0		0-0-		AWAY		2-0-1		0-0-0		0-0-0				
1-0-0	0-0-0		0-0-0		NEUTRAL		0-0-0		1-0-0		0-0-0				
0-0-0	0-0-0		0-0-0		CONFERENCE		0-0-0		0-0-0		0-0-0				
0-0-0	0-0-0		0-0-0		HOME		0-0-0		0-0-0		0-0-0				
0-0-0	0-0-0		0-0-0		AWAY		0-0-0		0-0-0		0-0-0				
0-0-0	0-0-0		0-0-0		NEUTRAL		0-0-0		0-0-0		0-0-0				
RPI	S	Opponent	Score	RPI	S	Opponent	Score	RPI	S	Opponent	Score	RPI	S	Opponent	Score
		</													

Non-Div. I Games:

Baylor



Average RPI Win:	121	WON-LOST RECORD	WINNING PCT. RANK	LAST 10 GAMES	STRENGTH OF SCHEDULE	OPP. STRENGTH OF SCHEDULE	TEAM RPI	ADJ RPI	CONF. RPI	ADJ CONF. RPI
DIV. I ONLY		6-4-0	.6 113	6-4-0	25	38	39	.61841 35	6	6
DIV. I NON-CONF.		6-4-0	.6 111	6-4-0	18	32	37	.61841 35	6	6
<hr/>										
TOTALS	RPI 1-25	RPI 26-50		W-L RECORDS	RPI 51-100		RPI 101-150		RPI 150+	
6-4-0	0-2-0	1-1-0		OVERALL	2-1-0		1-0-0		2-0-0	
5-3-0	0-2-0	0-0-0		HOME	2-1-0		1-0-0		2-0-0	
1-1-0	0-0-0	1-1-0		AWAY	0-0-0		0-0-0		0-0-0	
0-0-0	0-0-0	0-0-0		NEUTRAL	0-0-0		0-0-0		0-0-0	
<hr/>										
6-4-0	0-2-0	1-1-0		NON-CONFERENCE	2-1-0		1-0-0		2-0-0	
5-3-0	0-2-0	0-0-0		HOME	2-1-0		1-0-0		2-0-0	
1-1-0	0-0-0	1-0-		AWAY	0-0-0		0-0-0		0-0-0	
0-0-0	0-0-0	0-0-0		NEUTRAL	0-0-0		0-0-0		0-0-0	
<hr/>										
0-0-0	0-0-0	0-0-0		CONFERENCE	0-0-0		0-0-0		0-0-0	
0-0-0	0-0-0	0-0-0		HOME	0-0-0		0-0-0		0-0-0	
0-0-0	0-0-0	0-0-0		AWAY	0-0-0		0-0-0		0-0-0	
0-0-0	0-0-0	0-0-0		NEUTRAL	0-0-0		0-0-0		0-0-0	
<hr/>										
RPI S	Opponent	Score		RPI S	Opponent	Score		RPI S	Opponent	Score
5 H	Georgetown	1	2	26 A	Boston College	1	0	51 H	La Salle	1 0
6 H	Stanford	0	1	42 A	Boston U.	0	1	58 H	Wisconsin	2 3
								69 H	Syracuse	1 0
		</								



Average RPI Win:		164	WON-LOST RECORD		WINNING PCT. RANK	LAST 10 GAMES	STRENGTH OF SCHEDULE		OPP. STRENGTH OF SCHEDULE	TEAM RPI	ADJ RPI	CONF. RPI	ADJ CONF. RPI
Average RPI Loss:		29											
DIV. I ONLY			5-3-0		.625 88	5-3-0	13		159	35	.61809 36	12	12
DIV. I NON-CONF.			5-3-0		.625 94	5-3-0	12		160	34	.61809 36	12	12
TOTALS		RPI 1-25	RPI 26-50		W-L RECORDS		RPI 51-100		RPI 101-150		RPI 150+		
5-3-0		0-1-0	0-2-0		OVERALL		1-0-0		2-0-0		2-0-0		
4-0-0		0-0-0	0-0-0		HOME		1-0-0		1-0-0		2-0-0		
0-3-0		0-1-0	0-2-0		AWAY		0-0-0		0-0-0		0-0-0		
1-0-0		0-0-0	0-0-0		NEUTRAL		0-0-0		1-0-0		0-0-0		
5-3-0		0-1-0	0-2-0		NON-CONFERENCE		1-0-0		2-0-0		2-0-0		
4-0-0		0-0-0	0-0-0		HOME		1-0-0		1-0-0		2-0-0		
0-3-0		0-1-0	0-0-		AWAY		0-0-0		0-0-0		0-0-0		
1-0-0		0-0-0	0-0-0		NEUTRAL		0-0-0		1-0-0		0-0-0		
0-0-0		0-0-0	0-0-0		CONFERENCE		0-0-0		0-0-0		0-0-0		
0-0-0		0-0-0	0-0-0		HOME		0-0-0		0-0-0		0-0-0		
0-0-0		0-0-0	0-0-0		AWAY		0-0-0		0-0-0		0-0-0		
0-0-0		0-0-0	0-0-0		NEUTRAL		0-0-0		0-0-0		0-0-0		
RPI S	Opponent	Score	RPI S	Opponent	Score	RPI S	Opponent	Score	RPI S	Opponent	Score		
21 A	Denver	1 2	30 A	Colorado	0 1	94 H	Texas	2 0	116 H	Drexel	3 0		
			37 A	Marquette	1 3				140 N	Loyola Chicago	2 0		
									222 H	Appalachian St.	4 0		
									246 H	Ball St.	2 0		
LAST 10 GAMES													
			116 H	Drexel	3 0	94 H	Texas	2 0					
			30 A	Colorado	0 1	246 H	Ball St.	2 0					
			21 A	Denver	1 2	37 A	Marquette	1 3					
						140 N	Loyola Chicago	2 0					
						222 H	Appalachian St.	4 0					

Non-Div. I Games:

Colorado Col.



Marquette

Marquette



Average RPI Win:	140	WON-LOST RECORD	WINNING PCT. RANK	LAST 10 GAMES	STRENGTH OF SCHEDULE	OPP. STRENGTH OF SCHEDULE	TEAM RPI	ADJ RPI	CONF. RPI	ADJ CONF. RPI				
Average RPI Loss:	0													
DIV. I ONLY		8-0-1	.94444	2	8-0-1	206	21	36	.61521	38	3	3		
DIV. I NON-CONF.		7-0-1	.9375	7	7-0-1	258	25	60	.58544	62	4	4		
<hr/>														
TOTALS	RPI 1-25			RPI 26-50	W-L RECORDS		RPI 51-100		RPI 101-150		RPI 150+			
8-0-1	1-0-0			0-0-0	OVERALL		2-0-0		1-0-1		4-0-0			
6-0-0	1-0-0			0-0-0	HOME		2-0-0		0-0-0		3-0-0			
2-0-1	0-0-0			0-0-0	AWAY		0-0-0		1-0-1		1-0-0			
0-0-0	0-0-0			0-0-0	NEUTRAL		0-0-0		0-0-0		0-0-0			
7-0-1	0-0-0			0-0-0	NON-CONFERENCE		2-0-0		1-0-1		4-0-0			
5-0-0	0-0-0			0-0-0	HOME		2-0-0		0-0-0		3-0-0			
2-0-1	0-0-0			0-0-	AWAY		0-0-0		1-0-1		1-0-0			
0-0-0	0-0-0			0-0-0	NEUTRAL		0-0-0		0-0-0		0-0-0			
1-0-0	1-0-0			0-0-0	CONFERENCE		0-0-0		0-0-0		0-0-0			
1-0-0	1-0-0			0-0-0	HOME		0-0-0		0-0-0		0-0-0			
0-0-0	0-0-0			0-0-0	AWAY		0-0-0		0-0-0		0-0-0			
0-0-0	0-0-0			0-0-0	NEUTRAL		0-0-0		0-0-0		0-0-0			
RPI	S	Opponent	Score		RPI	S	Opponent	Score		RPI	S	Opponent	Score	
17	H	Minnesota	1 0							77	H	Xavier	3 0	
										81	H	Eastern Mich.	1 0	
										114	A	Milwaukee	3 1	
										140	A	Loyola Chicago	0 0	
										164	A	Ohio	1 0	
										184	H	Eastern Ky.	5 0	
										213	H	Central Mich.	2 1	
										267	H	Ga. Southern	5 0	

Non-Div. I Games:

Indiana



Average RPI Win: 143		WON-LOST	WINNING	LAST 10	STRENGTH OF		OPP. STRENGTH	TEAM	ADJ		CONF.	ADJ CONF.		
Average RPI Loss: 2		RECORD	PCT. RANK	GAMES	SCHEDULE		OF SCHEDULE	RPI	RPI		RPI	RPI		
DIV. I ONLY		7-1-1	.83333	20	7-1-1		126	35	37	.61359	39	4	4	
DIV. I NON-CONF.		6-1-1	.8125	30	6-1-1		127	37	43	.60387	46	3	3	
TOTALS		RPI 1-25	RPI 26-50		W-L RECORDS		RPI 51-100		RPI 101-150		RPI 150+			
7-1-1	0-1-0	0-0-0		OVERALL		3-0-1		1-0-0		3-0-0				
4-0-1	0-0-0	0-0-0		HOME		1-0-1		1-0-0		2-0-0				
3-1-0	0-1-0	0-0-0		AWAY		2-0-0		0-0-0		1-0-0				
0-0-0	0-0-0	0-0-0		NEUTRAL		0-0-0		0-0-0		0-0-0				
6-1-1	0-1-0	0-0-0		NON-CONFERENCE		2-0-1		1-0-0		3-0-0				
4-0-1	0-0-0	0-0-0		HOME		1-0-1		1-0-0		2-0-0				
2-1-0	0-1-0	0-0-		AWAY		1-0-0		0-0-0		1-0-0				
0-0-0	0-0-0	0-0-0		NEUTRAL		0-0-0		0-0-0		0-0-0				
1-0-0	0-0-0	0-0-0		CONFERENCE		1-0-0		0-0-0		0-0-0				
0-0-0	0-0-0	0-0-0		HOME		0-0-0		0-0-0		0-0-0				
1-0-0	0-0-0	0-0-0		AWAY		1-0-0		0-0-0		0-0-0				
0-0-0	0-0-0	0-0-0		NEUTRAL		0-0-0		0-0-0		0-0-0				
RPI	S	Opponent	Score		RPI	S	Opponent	Score		RPI	S	Opponent	Score	
2	A	Wake Forest	1	3						126	H	Dayton	3	1
							54 H Utah	0	0	184	H	Eastern Ky.	7	0
							72 A Auburn	1	0	189	A	Toledo	2	1
							82 H Louisville	2	0	268	H	UTSA	1	0
							83 A West Virginia	4	2					

Non-Div. I Games:

Kentucky



Average RPI Win: 137		WON-LOST RECORD	WINNING PCT. RANK	LAST 10 GAMES	STRENGTH OF SCHEDULE	OPP. STRENGTH OF SCHEDULE	TEAM RPI	ADJ RPI	CONF. RPI	ADJ CONF. RPI				
Average RPI Loss: 62														
DIV. I ONLY		7-2-0	.77778 38	7-2-0	85	69	40	.61184 40	6	6				
DIV. I NON-CONF.		7-2-0	.77778 44	7-2-0	82	63	38	.61184 40	6	6				
<hr/>														
TOTALS		RPI 1-25	RPI 26-50		W-L RECORDS		RPI 51-100		RPI 101-150		RPI 150+			
7-2-0		0-1-0	0-0-0		OVERALL		2-1-0		3-0-0		2-0-0			
3-1-0		0-0-0	0-0-0		HOME		2-1-0		1-0-0		0-0-0			
4-1-0		0-1-0	0-0-0		AWAY		0-0-0		2-0-0		2-0-0			
0-0-0		0-0-0	0-0-0		NEUTRAL		0-0-0		0-0-0		0-0-0			
7-2-0		0-1-0	0-0-0		NON-CONFERENCE		2-1-0		3-0-0		2-0-0			
3-1-0		0-0-0	0-0-0		HOME		2-1-0		1-0-0		0-0-0			
4-1-0		0-1-0	0-0-		AWAY		0-0-0		2-0-0		2-0-0			
0-0-0		0-0-0	0-0-0		NEUTRAL		0-0-0		0-0-0		0-0-0			
0-0-0		0-0-0	0-0-0		CONFERENCE		0-0-0		0-0-0		0-0-0			
0-0-0		0-0-0	0-0-0		HOME		0-0-0		0-0-0		0-0-0			
0-0-0		0-0-0	0-0-0		AWAY		0-0-0		0-0-0		0-0-0			
0-0-0		0-0-0	0-0-0		NEUTRAL		0-0-0		0-0-0		0-0-0			
RPI	S	Opponent	Score		RPI	S	Opponent	Score		RPI	S	Opponent	Score	
25	A	Ole Miss	0 3							60	H	Samford	2 0	
										88	H	Alabama	6 0	
										99	H	Vanderbilt	1 2	
										123	A	FGCU	2 1	
										124	A	Western Ky.	1 0	
										139	H	Missouri	2 1	
										151	A	Middle Tenn.	3 1	
										272	A	Fla. Atlantic	4 0	
<hr/>														
LAST 10 GAMES														
123	A	FGCU	2 1		272	A	Fla. Atlantic	4 0						
25	A	Ole Miss	0 3		99	H	Vanderbilt	1 2						
88	H	Alabama	6 0		139	H	Missouri	2 1						
124	A	Western Ky.	1 0		60	H	Samford	2 0						
151	A	Middle Tenn.	3 1											

Non-Div. I Games:

Memphis



Average RPI Win:	113	WON-LOST RECORD	WINNING PCT. RANK	LAST 10 GAMES	STRENGTH OF SCHEDULE	OPP. STRENGTH OF SCHEDULE	TEAM RPI	ADJ RPI	CONF. RPI	ADJ CONF. RPI	
Average RPI Loss:	52										
DIV. I ONLY	5-3-0	.625	88	5-3-0	38	51	41	.61133	41	2	2
DIV. I NON-CONF.	5-3-0	.625	94	5-3-0	32	46	41	.61133	41	2	2
<hr/>											
TOTALS	RPI 1-25	RPI 26-50		W-L RECORDS	RPI 51-100		RPI 101-150		RPI 150+		
5-3-0	0-0-0	0-1-0		OVERALL	3-2-0		1-0-0		1-0-0		
3-1-0	0-0-0	0-0-0		HOME	2-1-0		1-0-0		0-0-0		
1-1-0	0-0-0	0-0-0		AWAY	1-1-0		0-0-0		0-0-0		
1-1-0	0-0-0	0-1-0		NEUTRAL	0-0-0		0-0-0		1-0-0		
<hr/>											
5-3-0	0-0-0	0-1-0		NON-CONFERENCE	3-2-0		1-0-0		1-0-0		
3-1-0	0-0-0	0-0-0		HOME	2-1-0		1-0-0		0-0-0		
1-1-0	0-0-0	0-0-		AWAY	1-1-0		0-0-0		0-0-0		
1-1-0	0-0-0	0-1-0		NEUTRAL	0-0-0		0-0-0		1-0-0		
<hr/>											
0-0-0	0-0-0	0-0-0		CONFERENCE	0-0-0		0-0-0		0-0-0		
0-0-0	0-0-0	0-0-0		HOME	0-0-0		0-0-0		0-0-0		
0-0-0	0-0-0	0-0-0		AWAY	0-0-0		0-0-0		0-0-0		
0-0-0	0-0-0	0-0-0		NEUTRAL	0-0-0		0-0-0		0-0-0		
<hr/>											
RPI S	Opponent	Score	RPI S	Opponent	Score	RPI S	Opponent	Score	RPI S	Opponent	Score
			31 N	Texas Tech	0 1	57 H	Boise St.	0 2	118 H	Cal St. Northridge	2 0
						59 H	Illinois	4 3	218 N	Southern Utah	4 0
						67 A	Texas A&M	1 3			
						68 A	Stephen F. Austin	3 1			
						100 H	Kansas	4 0			
<hr/>											
LAST 10 GAMES											
			31 N	Texas Tech	0 1	57 H	Boise St.	0 2			
			100 H	Kansas	4 0	218 N	Southern Utah	4 0			
			59 H	Illinois	4 3	118 H	Cal St. Northridge	2 0			
			68 A	Stephen F. Austin	3 1						
			67 A	Texas A&M	1 3						

Non-Div. I Games:

Arizona St.



[illegible]

**Non-Div. I Games:**

Boston U.



Average RPI Win: 139		WON-LOST RECORD		WINNING PCT. RANK		LAST 10 GAMES		STRENGTH OF SCHEDULE		OPP. STRENGTH OF SCHEDULE		TEAM RPI		ADJ RPI		CONF. RPI		ADJ CONF. RPI	
DIV. I ONLY		7-3-0		.7 59		7-3-0		71		42		43		.60686 43		9		9	
DIV. I NON-CONF.		7-3-0		.7 59		7-3-0		69		36		42		.60686 42		9		9	
TOTALS		RPI 1-25		RPI 26-50		W-L RECORDS		RPI 51-100		RPI 101-150		RPI 150+							
7-3-0		0-1-0		1-1-0		OVERALL		1-1-0		2-0-0		3-0-0							
3-2-0		0-1-0		0-0-0		HOME		0-1-0		2-0-0		1-0-0							
4-1-0		0-0-0		1-1-0		AWAY		1-0-0		0-0-0		2-0-0							
0-0-0		0-0-0		0-0-0		NEUTRAL		0-0-0		0-0-0		0-0-0							
7-3-0		0-1-0		1-1-0		NON-CONFERENCE		1-1-0		2-0-0		3-0-0							
3-2-0		0-1-0		0-0-0		HOME		0-1-0		2-0-0		1-0-0							
4-1-0		0-0-0		1-0-		AWAY		1-0-0		0-0-0		2-0-0							
0-0-0		0-0-0		0-0-0		NEUTRAL		0-0-0		0-0-0		0-0-0							
0-0-0		0-0-0		0-0-0		CONFERENCE		0-0-0		0-0-0		0-0-0							
0-0-0		0-0-0		0-0-0		HOME		0-0-0		0-0-0		0-0-0							
0-0-0		0-0-0		0-0-0		AWAY		0-0-0		0-0-0		0-0-0							
0-0-0		0-0-0		0-0-0		NEUTRAL		0-0-0		0-0-0		0-0-0							
RPI	S	Opponent		Score		RPI	S	Opponent		Score		RPI	S	Opponent		Score			
10	H	Virginia Tech		1	3	29	A	Tennessee		0	2	51	H	La Salle		1	2		
						49	A	Marshall		2	1	87	A	Charlotte		3	2		
														108 H UNC Greensboro		2	0		
														113 H Villanova		3	2		
														186 H Richmond		4	1		
														194 A Davidson		2	0		
														234 A Longwood		2	0		
LAST 10 GAMES																			
						113	H	Villanova		3	2	234	A	Longwood		2	0		
						29	A	Tennessee		0	2	108	H	UNC Greensboro		2	0		
						49	A	Marshall		2	1	194	A	Davidson		2	0		
						51	H	La Salle		1	2	87	A	Charlotte		3	2		
						186	H	Richmond		4	1	10	H	Virginia Tech		1	3		

Non-Div. I Games:

James Madison







Average RPI Win: 175		WON-LOST RECORD		WINNING PCT. RANK		LAST 10 GAMES		STRENGTH OF SCHEDULE		OPP. STRENGTH OF SCHEDULE		TEAM RPI		ADJ RPI		CONF. RPI		ADJ CONF. RPI	
DIV. I ONLY		6-0-2		.875 14		6-0-2		185		34		47		.60391 45		2		2	
DIV. I NON-CONF.		6-0-2		.875 18		6-0-2		184		30		48		.60391 45		2		2	
TOTALS		RPI 1-25		RPI 26-50		W-L RECORDS		RPI 51-100		RPI 101-150		RPI 150+							
6-0-2		0-0-1		0-0-1		OVERALL		1-0-0		0-0-0		5-0-0							
3-0-0		0-0-0		0-0-0		HOME		0-0-0		0-0-0		3-0-0							
1-0-2		0-0-1		0-0-1		AWAY		1-0-0		0-0-0		0-0-0							
2-0-0		0-0-0		0-0-0		NEUTRAL		0-0-0		0-0-0		2-0-0							
6-0-2		0-0-1		0-0-1		NON-CONFERENCE		1-0-0		0-0-0		5-0-0							
3-0-0		0-0-0		0-0-0		HOME		0-0-0		0-0-0		3-0-0							
1-0-2		0-0-1		0-1-		AWAY		1-0-0		0-0-0		0-0-0							
2-0-0		0-0-0		0-0-0		NEUTRAL		0-0-0		0-0-0		2-0-0							
0-0-0		0-0-0		0-0-0		CONFERENCE		0-0-0		0-0-0		0-0-0							
0-0-0		0-0-0		0-0-0		HOME		0-0-0		0-0-0		0-0-0							
0-0-0		0-0-0		0-0-0		AWAY		0-0-0		0-0-0		0-0-0							
0-0-0		0-0-0		0-0-0		NEUTRAL		0-0-0		0-0-0		0-0-0							
RPI S	Opponent		Score		RPI S	Opponent		Score		RPI S	Opponent		Score		RPI S	Opponent		Score	
9 A	Santa Clara		1	1	48 A	Pepperdine		1	1	52 A	UC Irvine		3	1	153 H	Detroit		2	1
															159 N	UC Davis		4	0
															167 H	St. Mary's (CA)		4	2
															221 N	Harvard		2	1
															296 H	San Jose St.		3	0



Average RPI Win: 162		WON-LOST RECORD	WINNING PCT. RANK	LAST 10 GAMES	STRENGTH OF SCHEDULE	OPP. STRENGTH OF SCHEDULE	TEAM RPI	ADJ RPI	CONF. RPI	ADJ CONF. RPI	
Average RPI Loss: 54											
DIV. I ONLY		4-3-2	.55556 131	4-3-2	17	84	45	.60319 46	16	16	
DIV. I NON-CONF.		4-3-2	.55556 137	4-3-2	14	79	47	.60319 48	16	16	
<hr/>											
TOTALS		RPI 1-25	RPI 26-50		W-L RECORDS		RPI 51-100		RPI 101-150		RPI 150+
4-3-2		0-1-1	0-0-0		OVERALL		0-2-1		2-0-0		2-0-0
2-2-1		0-1-1	0-0-0		HOME		0-1-0		1-0-0		1-0-0
2-1-1		0-0-0	0-0-0		AWAY		0-1-1		1-0-0		1-0-0
0-0-0		0-0-0	0-0-0		NEUTRAL		0-0-0		0-0-0		0-0-0
4-3-2		0-1-1	0-0-0		NON-CONFERENCE		0-2-1		2-0-0		2-0-0
2-2-1		0-1-1	0-0-0		HOME		0-1-0		1-0-0		1-0-0
2-1-1		0-0-0	0-0-		AWAY		0-1-1		1-0-0		1-0-0
0-0-0		0-0-0	0-0-0		NEUTRAL		0-0-0		0-0-0		0-0-0
0-0-0		0-0-0	0-0-0		CONFERENCE		0-0-0		0-0-0		0-0-0
0-0-0		0-0-0	0-0-0		HOME		0-0-0		0-0-0		0-0-0
0-0-0		0-0-0	0-0-0		AWAY		0-0-0		0-0-0		0-0-0
0-0-0		0-0-0	0-0-0		NEUTRAL		0-0-0		0-0-0		0-0-0
RPI	S	Opponent		Score		RPI	S	Opponent		Score	
20	H	Nebraska		2 2		54	A	Utah		0 3	
23	H	Arkansas		2 3		56	A	Cal St. Fullerton		0 0	
						84	H	Weber St.		0 1	

Non-Div. I Games:

Utah St.



Average RPI Win: 187		WON-LOST	WINNING	LAST 10	STRENGTH OF		OPP. STRENGTH	TEAM	ADJ	CONF.	ADJ CONF.
Average RPI Loss: 17		RECORD	PCT. RANK	GAMES	SCHEDULE		OF SCHEDULE	RPI	RPI	RPI	RPI
DIV. I ONLY		6-4-0	.6	113	6-4-0		30	85	46	.60232	47
DIV. I NON-CONF.		5-1-0	.83333	25	5-1-0		67	182	31	.62261	32
TOTALS		RPI 1-25	RPI 26-50		W-L RECORDS		RPI 51-100		RPI 101-150		RPI 150+
6-4-0		0-3-0	0-0-0		OVERALL		1-1-0		1-0-0		4-0-0
4-2-0		0-2-0	0-0-0		HOME		0-0-0		0-0-0		4-0-0
2-2-0		0-1-0	0-0-0		AWAY		1-1-0		1-0-0		0-0-0
0-0-0		0-0-0	0-0-0		NEUTRAL		0-0-0		0-0-0		0-0-0
5-1-0		0-1-0	0-0-0		NON-CONFERENCE		1-0-0		0-0-0		4-0-0
4-1-0		0-1-0	0-0-0		HOME		0-0-0		0-0-0		4-0-0
1-0-0		0-0-0	0-0-		AWAY		1-0-0		0-0-0		0-0-0
0-0-0		0-0-0	0-0-0		NEUTRAL		0-0-0		0-0-0		0-0-0
1-3-0		0-2-0	0-0-0		CONFERENCE		0-1-0		1-0-0		0-0-0
0-1-0		0-1-0	0-0-0		HOME		0-0-0		0-0-0		0-0-0
1-2-0		0-1-0	0-0-0		AWAY		0-1-0		1-0-0		0-0-0
0-0-0		0-0-0	0-0-0		NEUTRAL		0-0-0		0-0-0		0-0-0
RPI S	Opponent	Score	RPI S	Opponent	Score	RPI S	Opponent	Score	RPI S	Opponent	Score
1 A	Florida St.	0 1				55 A	Miami (FL)	1 2	141 A	Pittsburgh	1 0
5 H	Georgetown	0 2				76 A	Navy	3 2	171 H	UNC Wilmington	2 1
8 H	Notre Dame	1 3							230 H	East Tenn. St.	3 0
									234 H	Longwood	3 2
									267 H	Ga. Southern	4 0
LAST 10 GAMES											
	1 A Florida St.	0 1		8 H Notre Dame	1 3						
	55 A Miami (FL)	1 2		171 H UNC Wilmington	2 1						
	141 A Pittsburgh	1 0		5 H Georgetown	0 2						
	234 H Longwood	3 2		230 H East Tenn. St.	3 0						
	76 A Navy	3 2		267 H Ga. Southern	4 0						

Non-Div. I Games:

North Carolina St.







Average RPI Win: 185		WON-LOST RECORD	WINNING PCT. RANK		LAST 10 GAMES	STRENGTH OF SCHEDULE	OPP. STRENGTH OF SCHEDULE	TEAM RPI	ADJ RPI		CONF. RPI	ADJ CONF. RPI						
Average RPI Loss: 47																		
DIV. I ONLY		5-2-1	.6875	64	5-2-1	33	271	49	.59696	49	12	12						
DIV. I NON-CONF.		5-2-1	.6875	64	5-2-1	27	271	51	.59696	51	12	12						
<hr/>																		
TOTALS		RPI 1-25		RPI 26-50		W-L RECORDS		RPI 51-100		RPI 101-150		RPI 150+						
5-2-1		0-0-0		0-1-0		OVERALL		0-1-0		2-0-0		3-0-1						
3-1-1		0-0-0		0-1-0		HOME		0-0-0		1-0-0		2-0-1						
2-1-0		0-0-0		0-0-0		AWAY		0-1-0		1-0-0		1-0-0						
0-0-0		0-0-0		0-0-0		NEUTRAL		0-0-0		0-0-0		0-0-0						
5-2-1		0-0-0		0-1-0		NON-CONFERENCE		0-1-0		2-0-0		3-0-1						
3-1-1		0-0-0		0-1-0		HOME		0-0-0		1-0-0		2-0-1						
2-1-0		0-0-0		0-0-		AWAY		0-1-0		1-0-0		1-0-0						
0-0-0		0-0-0		0-0-0		NEUTRAL		0-0-0		0-0-0		0-0-0						
0-0-0		0-0-0		0-0-0		CONFERENCE		0-0-0		0-0-0		0-0-0						
0-0-0		0-0-0		0-0-0		HOME		0-0-0		0-0-0		0-0-0						
0-0-0		0-0-0		0-0-0		AWAY		0-0-0		0-0-0		0-0-0						
0-0-0		0-0-0		0-0-0		NEUTRAL		0-0-0		0-0-0		0-0-0						
RPI	S	Opponent		Score		RPI	S	Opponent		Score		RPI	S	Opponent		Score		
				43	H	James Madison	1	2	51	A	La Salle	1	2	111	A	Liberty	1	0
														148	H	Kent St.	3	0
														173	A	Temple	1	0
														204	H	Miami (OH)	1	0
														227	H	Akron	1	1
														291	H	Campbell	3	0
<hr/>																		
LAST 10 GAMES																		
				204	H	Miami (OH)	1	0	227	H	Akron	1	1					
				111	A	Liberty	1	0	43	H	James Madison	1	2					
				51	A	La Salle	1	2	148	H	Kent St.	3	0					
				173	A	Temple	1	0	291	H	Campbell	3	0					

Non-Div. I Games:

Marshall



Average RPI Win:	181	WON-LOST RECORD	WINNING PCT. RANK	LAST 10 GAMES	STRENGTH OF SCHEDULE	OPP. STRENGTH OF SCHEDULE	TEAM RPI	ADJ RPI	CONF. RPI	ADJ CONF. RPI
DIV. I ONLY		5-2-1	.6875 64	5-2-1	57	170	50	.59441 50	13	13
DIV. I NON-CONF.		5-2-1	.6875 64	5-2-1	54	169	52	.59441 52	13	13
-----										
TOTALS	RPI 1-25	RPI 26-50		W-L RECORDS	RPI 51-100		RPI 101-150		RPI 150+	
5-2-1	0-1-0	0-0-0		OVERALL	0-1-0		1-0-1		4-0-0	
2-0-0	0-0-0	0-0-0		HOME	0-0-0		0-0-0		2-0-0	
3-2-0	0-1-0	0-0-0		AWAY	0-1-0		1-0-0		2-0-0	
0-0-1	0-0-0	0-0-0		NEUTRAL	0-0-0		0-0-1		0-0-0	
5-2-1	0-1-0	0-0-0		NON-CONFERENCE	0-1-0		1-0-1		4-0-0	
2-0-0	0-0-0	0-0-0		HOME	0-0-0		0-0-0		2-0-0	
3-2-0	0-1-0	0-0-		AWAY	0-1-0		1-0-0		2-0-0	
0-0-1	0-0-0	0-0-0		NEUTRAL	0-0-0		0-0-1		0-0-0	
0-0-0	0-0-0	0-0-0		CONFERENCE	0-0-0		0-0-0		0-0-0	
0-0-0	0-0-0	0-0-0		HOME	0-0-0		0-0-0		0-0-0	
0-0-0	0-0-0	0-0-0		AWAY	0-0-0		0-0-0		0-0-0	
0-0-0	0-0-0	0-0-0		NEUTRAL	0-0-0		0-0-0		0-0-0	
RPI S	Opponent	Score		RPI S	Opponent	Score		RPI S	Opponent	Score
13 A	Georgia	0 2						142 A	Jacksonville	2 1
								149 N	Southern Miss.	1 1
								161 H	Presbyterian	2 1
								172 A	North Florida	2 0
								197 A	Mississippi St.	4 0
								235 H	USC Upstate	2 0



Average RPI Win:		161	WON-LOST RECORD		WINNING PCT. RANK		LAST 10 GAMES		STRENGTH OF SCHEDULE		OPP. STRENGTH OF SCHEDULE		TEAM RPI		ADJ RPI		CONF. RPI		ADJ CONF. RPI	
DIV. I ONLY			6-2-0		.75 47		6-2-0		142		19		53		.59416 51		15		15	
DIV. I NON-CONF.			6-2-0		.75 50		6-2-0		138		15		55		.59416 53		15		15	
TOTALS		RPI 1-25		RPI 26-50		W-L RECORDS		RPI 51-100		RPI 101-150		RPI 150+								
6-2-0		0-1-0		2-1-0		OVERALL		0-0-0		1-0-0		3-0-0								
3-0-0		0-0-0		1-0-0		HOME		0-0-0		0-0-0		2-0-0								
2-2-0		0-1-0		1-1-0		AWAY		0-0-0		1-0-0		0-0-0								
1-0-0		0-0-0		0-0-0		NEUTRAL		0-0-0		0-0-0		1-0-0								
6-2-0		0-1-0		2-1-0		NON-CONFERENCE		0-0-0		1-0-0		3-0-0								
3-0-0		0-0-0		1-0-0		HOME		0-0-0		0-0-0		2-0-0								
2-2-0		0-1-0		1-0-		AWAY		0-0-0		1-0-0		0-0-0								
1-0-0		0-0-0		0-0-0		NEUTRAL		0-0-0		0-0-0		1-0-0								
0-0-0		0-0-0		0-0-0		CONFERENCE		0-0-0		0-0-0		0-0-0								
0-0-0		0-0-0		0-0-0		HOME		0-0-0		0-0-0		0-0-0								
0-0-0		0-0-0		0-0-0		AWAY		0-0-0		0-0-0		0-0-0								
0-0-0		0-0-0		0-0-0		NEUTRAL		0-0-0		0-0-0		0-0-0								
RPI	S	Opponent		Score		RPI	S	Opponent		Score		RPI	S	Opponent		Score				
7	A	Penn St.		1	5	35	A	Connecticut		0	1	113	A	Villanova		1	0			
						43	A	James Madison		2	1	210	H	American		3	2			
						49	H	Marshall		2	1	269	H	Loyola Maryland		4	0			
												283	N	Old Dominion		1	0			
LAST 10 GAMES																				
						49	H	Marshall		2	1	35	A	Connecticut		0	1			
						210	H	American		3	2	269	H	Loyola Maryland		4	0			
						7	A	Penn St.		1	5	113	A	Villanova		1	0			
						43	A	James Madison		2	1									
						283	N	Old Dominion		1	0									

Non-Div. I Games:

La Salle



[illegible]

**Non-Div. I Games:**

UC Irvine



Average RPI Win:	156	WON-LOST RECORD	WINNING PCT. RANK	LAST 10 GAMES	STRENGTH OF SCHEDULE	OPP. STRENGTH OF SCHEDULE	TEAM RPI	ADJ RPI	CONF. RPI	ADJ CONF. RPI				
Average RPI Loss:	12													
DIV. I ONLY		3-1-2	.66667	71	3-1-2	82	33	51	.59292	53	11	11		
DIV. I NON-CONF.		3-1-2	.66667	78	3-1-2	79	28	53	.59292	55	11	11		
-----														
TOTALS	RPI 1-25	RPI 26-50		W-L RECORDS		RPI 51-100		RPI 101-150		RPI 150+				
3-1-2	0-1-0	0-0-1		OVERALL		0-0-0		1-0-1		2-0-0				
2-0-1	0-0-0	0-0-1		HOME		0-0-0		1-0-0		1-0-0				
1-1-1	0-1-0	0-0-0		AWAY		0-0-0		0-0-1		1-0-0				
0-0-0	0-0-0	0-0-0		NEUTRAL		0-0-0		0-0-0		0-0-0				
3-1-2	0-1-0	0-0-1		NON-CONFERENCE		0-0-0		1-0-1		2-0-0				
2-0-1	0-0-0	0-0-1		HOME		0-0-0		1-0-0		1-0-0				
1-1-1	0-1-0	0-0-		AWAY		0-0-0		0-0-1		1-0-0				
0-0-0	0-0-0	0-0-0		NEUTRAL		0-0-0		0-0-0		0-0-0				
0-0-0	0-0-0	0-0-0		CONFERENCE		0-0-0		0-0-0		0-0-0				
0-0-0	0-0-0	0-0-0		HOME		0-0-0		0-0-0		0-0-0				
0-0-0	0-0-0	0-0-0		AWAY		0-0-0		0-0-0		0-0-0				
0-0-0	0-0-0	0-0-0		NEUTRAL		0-0-0		0-0-0		0-0-0				
RPI	S	Opponent	Score		RPI	S	Opponent	Score		RPI	S	Opponent	Score	
12	A	Rutgers	1	5	28	H	William & Mary	1	1	121	A	Seton Hall	0	0
										127	H	Army	3	0
										154	A	Saint Joseph's	1	0
										186	H	Richmond	2	0
LAST 10 GAMES														
					28	H	William & Mary	1	1	154	A	Saint Joseph's	1	0
										12	A	Rutgers	1	5
										121	A	Seton Hall	0	0
										127	H	Army	3	0
										186	H	Richmond	2	0

Non-Div. I Games:

Princeton



Average RPI Win:	118	WON-LOST	WINNING	LAST 10	STRENGTH OF	OPP. STRENGTH	TEAM	ADJ	CONF.	ADJ CONF.	
Average RPI Loss:	27	RECORD	PCT. RANK	GAMES	SCHEDULE	OF SCHEDULE	RPI	RPI	RPI	RPI	
DIV. I ONLY		4-1-4	.66667 71	4-1-4	98	18	55	.59133 54	2	2	
DIV. I NON-CONF.		4-1-4	.66667 78	4-1-4	95	14	56	.59133 56	2	2	
<hr/>											
TOTALS	RPI 1-25	RPI 26-50		W-L RECORDS	RPI 51-100		RPI 101-150		RPI 150+		
4-1-4	0-0-0	1-1-1		OVERALL	1-0-2		1-0-0		1-0-1		
3-0-2	0-0-0	1-0-0		HOME	1-0-1		0-0-0		1-0-1		
1-1-2	0-0-0	0-1-1		AWAY	0-0-1		1-0-0		0-0-0		
0-0-0	0-0-0	0-0-0		NEUTRAL	0-0-0		0-0-0		0-0-0		
<hr/>											
4-1-4	0-0-0	1-1-1		NON-CONFERENCE	1-0-2		1-0-0		1-0-1		
3-0-2	0-0-0	1-0-0		HOME	1-0-1		0-0-0		1-0-1		
1-1-2	0-0-0	0-1-		AWAY	0-0-1		1-0-0		0-0-0		
0-0-0	0-0-0	0-0-0		NEUTRAL	0-0-0		0-0-0		0-0-0		
<hr/>											
0-0-0	0-0-0	0-0-0		CONFERENCE	0-0-0		0-0-0		0-0-0		
0-0-0	0-0-0	0-0-0		HOME	0-0-0		0-0-0		0-0-0		
0-0-0	0-0-0	0-0-0		AWAY	0-0-0		0-0-0		0-0-0		
0-0-0	0-0-0	0-0-0		NEUTRAL	0-0-0		0-0-0		0-0-0		
<hr/>											
RPI S	Opponent	Score	RPI S	Opponent	Score	RPI S	Opponent	Score	RPI S	Opponent	Score
			27 A	BYU	0 1	56 A	Cal St. Fullerton	0 0	124 A	Western Ky.	2 0
			39 A	Kentucky	0 0	84 H	Weber St.	4 0	159 H	UC Davis	2 2
			46 H	Utah St.	3 0	86 H	Oklahoma	1 1	218 H	Southern Utah	6 2
<hr/>											
LAST 10 GAMES											
			86 H	Oklahoma	1 1	27 A	BYU	0 1			
			46 H	Utah St.	3 0	56 A	Cal St. Fullerton	0 0			
			84 H	Weber St.	4 0	39 A	Kentucky	0 0			
			159 H	UC Davis	2 2	124 A	Western Ky.	2 0			
			218 H	Southern Utah	6 2						

Non-Div. I Games:

Utah



Average RPI Win:	157	WON-LOST	WINNING	LAST 10	STRENGTH OF	OPP. STRENGTH	TEAM	ADJ	CONF.	ADJ CONF.		
Average RPI Loss:	17	RECORD	PCT. RANK	GAMES	SCHEDULE	OF SCHEDULE	RPI	RPI	RPI	RPI		
DIV. I ONLY		6-3-0	.66667	71	6-3-0	95	17	54	.58895	55	1	1
DIV. I NON-CONF.		5-0-0	1	1	5-0-0	212	130	44	.60354	47	1	1
<hr/>												
TOTALS	RPI 1-25	RPI 26-50		W-L RECORDS		RPI 51-100		RPI 101-150		RPI 150+		
6-3-0	0-2-0	1-1-0		OVERALL		0-0-0		3-0-0		2-0-0		
3-1-0	0-1-0	1-0-0		HOME		0-0-0		1-0-0		1-0-0		
3-2-0	0-1-0	0-1-0		AWAY		0-0-0		2-0-0		1-0-0		
0-0-0	0-0-0	0-0-0		NEUTRAL		0-0-0		0-0-0		0-0-0		
5-0-0	0-0-0	0-0-0		NON-CONFERENCE		0-0-0		3-0-0		2-0-0		
2-0-0	0-0-0	0-0-0		HOME		0-0-0		1-0-0		1-0-0		
3-0-0	0-0-0	0-0-		AWAY		0-0-0		2-0-0		1-0-0		
0-0-0	0-0-0	0-0-0		NEUTRAL		0-0-0		0-0-0		0-0-0		
1-3-0	0-2-0	1-1-0		CONFERENCE		0-0-0		0-0-0		0-0-0		
1-1-0	0-1-0	1-0-0		HOME		0-0-0		0-0-0		0-0-0		
0-2-0	0-1-0	0-1-0		AWAY		0-0-0		0-0-0		0-0-0		
0-0-0	0-0-0	0-0-0		NEUTRAL		0-0-0		0-0-0		0-0-0		
RPI	S	Opponent	Score	RPI	S	Opponent	Score	RPI	S	Opponent	Score	
2	A	Wake Forest	0 4	44	A	Duke	0 3	114	A	Milwaukee	2 1	
4	H	North Carolina	0 4	47	H	North Carolina St.	2 1	132	H	Cincinnati	2 0	
								142	A	Jacksonville	3 2	
								233	H	Cleveland St.	6 1	
								272	A	Fla. Atlantic	2 1	
<hr/>												
LAST 10 GAMES												
				47	H	North Carolina St.	2 1	4	H	North Carolina	0 4	
				2	A	Wake Forest	0 4	114	A	Milwaukee	2 1	
				44	A	Duke	0 3	142	A	Jacksonville	3 2	
				272	A	Fla. Atlantic	2 1	132	H	Cincinnati	2 0	
				233	H	Cleveland St.	6 1					

**Non-Div. I Games:**

Miami (FL)



[illegible]

**Non-Div. I Games:**

Cal St. Fullerton



Average RPI Win: 155		WON-LOST RECORD		WINNING PCT. RANK		LAST 10 GAMES		STRENGTH OF SCHEDULE		OPP. STRENGTH OF SCHEDULE		TEAM RPI		ADJ RPI		CONF. RPI		ADJ CONF. RPI	
DIV. I ONLY		5-3-2		.6 113		5-3-2		52		92		61		.58758 57		16		16	
DIV. I NON-CONF.		5-3-2		.6 111		5-3-2		51		87		62		.58758 59		16		16	
TOTALS		RPI 1-25		RPI 26-50		W-L RECORDS		RPI 51-100		RPI 101-150		RPI 150+							
5-3-2		0-0-1		1-1-0		OVERALL		1-1-1		1-0-0		2-1-0							
1-0-2		0-0-1		0-0-0		HOME		0-0-1		1-0-0		0-0-0							
4-3-0		0-0-0		1-1-0		AWAY		1-1-0		0-0-0		2-1-0							
0-0-0		0-0-0		0-0-0		NEUTRAL		0-0-0		0-0-0		0-0-0							
5-3-2		0-0-1		1-1-0		NON-CONFERENCE		1-1-1		1-0-0		2-1-0							
1-0-2		0-0-1		0-0-0		HOME		0-0-1		1-0-0		0-0-0							
4-3-0		0-0-0		1-0-		AWAY		1-1-0		0-0-0		2-1-0							
0-0-0		0-0-0		0-0-0		NEUTRAL		0-0-0		0-0-0		0-0-0							
0-0-0		0-0-0		0-0-0		CONFERENCE		0-0-0		0-0-0		0-0-0							
0-0-0		0-0-0		0-0-0		HOME		0-0-0		0-0-0		0-0-0							
0-0-0		0-0-0		0-0-0		AWAY		0-0-0		0-0-0		0-0-0							
0-0-0		0-0-0		0-0-0		NEUTRAL		0-0-0		0-0-0		0-0-0							
RPI	S	Opponent		Score		RPI	S	Opponent		Score		RPI	S	Opponent		Score			
22	H	Washington St.		0 0		34	A	Baylor		0 2		75	A	Washington		1 0			
						41	A	Arizona St.		2 0		84	H	Weber St.		0 0			
												91	A	Seattle		1 2			
														270 A North Dakota St.		1 0			
														282 A North Dakota		3 1			
LAST 10 GAMES																			
						270	A	North Dakota St.		1 0		34	A	Baylor		0 2			
						84	H	Weber St.		0 0		41	A	Arizona St.		2 0			
						22	H	Washington St.		0 0		282	A	North Dakota		3 1			
						75	A	Washington		1 0		105	H	Creighton		2 1			
						91	A	Seattle		1 2		189	A	Idaho St.		1 2			

Non-Div. I Games:

Boise St.



Average RPI Win:	107	WON-LOST	WINNING	LAST 10	STRENGTH OF	OPP. STRENGTH	TEAM	ADJ	CONF.	ADJ CONF.		
Average RPI Loss:	99	RECORD	PCT. RANK	GAMES	SCHEDULE	OF SCHEDULE	RPI	RPI	RPI	RPI		
DIV. I ONLY		6-1-1	.8125	29	6-1-1	202	13	58	.58734	58	3	3
DIV. I NON-CONF.		5-1-1	.78571	40	5-1-1	235	7	81	.56723	78	4	4
-----												
TOTALS	RPI 1-25	RPI 26-50		W-L RECORDS		RPI 51-100		RPI 101-150		RPI 150+		
6-1-1	0-0-0	1-0-0		OVERALL		0-1-0		5-0-1		0-0-0		
1-1-0	0-0-0	0-0-0		HOME		0-1-0		1-0-0		0-0-0		
5-0-1	0-0-0	1-0-0		AWAY		0-0-0		4-0-1		0-0-0		
0-0-0	0-0-0	0-0-0		NEUTRAL		0-0-0		0-0-0		0-0-0		
5-1-1	0-0-0	1-0-0		NON-CONFERENCE		0-1-0		4-0-1		0-0-0		
1-1-0	0-0-0	0-0-0		HOME		0-1-0		1-0-0		0-0-0		
4-0-1	0-0-0	1-0-		AWAY		0-0-0		3-0-1		0-0-0		
0-0-0	0-0-0	0-0-0		NEUTRAL		0-0-0		0-0-0		0-0-0		
1-0-0	0-0-0	0-0-0		CONFERENCE		0-0-0		1-0-0		0-0-0		
0-0-0	0-0-0	0-0-0		HOME		0-0-0		0-0-0		0-0-0		
1-0-0	0-0-0	0-0-0		AWAY		0-0-0		1-0-0		0-0-0		
0-0-0	0-0-0	0-0-0		NEUTRAL		0-0-0		0-0-0		0-0-0		
RPI	S	Opponent	Score	RPI	S	Opponent	Score	RPI	S	Opponent	Score	
				35	A	Connecticut	3 2					
								99	H	Vanderbilt	3 4	
								106	A	Oregon	2 1	
								112	A	Purdue	3 1	
								114	H	Milwaukee	3 0	
								135	A	Illinois St.	4 1	
								140	A	Loyola Chicago	5 1	
								145	A	Oregon St.	1 1	
				LAST 10 GAMES								
				99	H	Vanderbilt	3 4	112	A	Purdue	3 1	
				145	A	Oregon St.	1 1	114	H	Milwaukee	3 0	
				106	A	Oregon	2 1	140	A	Loyola Chicago	5 1	
				135	A	Illinois St.	4 1					
				35	A	Connecticut	3 2					

Non-Div. I Games:

Wisconsin



Average RPI Win:	157	WON-LOST RECORD	WINNING PCT. RANK	LAST 10 GAMES	STRENGTH OF SCHEDULE	OPP. STRENGTH OF SCHEDULE	TEAM RPI	ADJ RPI	CONF. RPI	ADJ CONF. RPI
Average RPI Loss:	25									
DIV. I ONLY		5-2-2	.66667 71	5-2-2	86	52	57	.58659 59	3	3
DIV. I NON-CONF.		5-2-1	.6875 64	5-2-1	116	33	66	.57892 66	4	4
<hr/>										
TOTALS	RPI 1-25	RPI 26-50		W-L RECORDS	RPI 51-100		RPI 101-150		RPI 150+	
5-2-2	0-1-0	0-1-0		OVERALL	1-0-2		1-0-0		3-0-0	
4-0-0	0-0-0	0-0-0		HOME	0-0-0		1-0-0		3-0-0	
1-2-1	0-1-0	0-1-0		AWAY	1-0-1		0-0-0		0-0-0	
0-0-1	0-0-0	0-0-0		NEUTRAL	0-0-1		0-0-0		0-0-0	
<hr/>										
5-2-1	0-1-0	0-1-0		NON-CONFERENCE	1-0-1		1-0-0		3-0-0	
4-0-0	0-0-0	0-0-0		HOME	0-0-0		1-0-0		3-0-0	
1-2-0	0-1-0	0-0-		AWAY	1-0-0		0-0-0		0-0-0	
0-0-1	0-0-0	0-0-0		NEUTRAL	0-0-1		0-0-0		0-0-0	
<hr/>										
0-0-1	0-0-0	0-0-0		CONFERENCE	0-0-1		0-0-0		0-0-0	
0-0-0	0-0-0	0-0-0		HOME	0-0-0		0-0-0		0-0-0	
0-0-1	0-0-0	0-0-0		AWAY	0-0-1		0-0-0		0-0-0	
0-0-0	0-0-0	0-0-0		NEUTRAL	0-0-0		0-0-0		0-0-0	
<hr/>										
RPI S	Opponent	Score		RPI S	Opponent	Score		RPI S	Opponent	Score
8 A	Notre Dame	1	4	41 A	Arizona St.	3	4	66 N	Arizona	1 1
								73 A	Ohio St.	1 1
								82 A	Louisville	5 4
								135 H	Illinois St.	5 1
								166 H	Col. of Charleston	6 2
								187 H	FIU	4 0
								214 H	Indiana St.	3 2
<hr/>										
				LAST 10 GAMES						
				135 H	Illinois St.	5	1	73 A	Ohio St.	1 1
				166 H	Col. of Charleston	6	2	187 H	FIU	4 0
				82 A	Louisville	5	4	214 H	Indiana St.	3 2
				8 A	Notre Dame	1	4	66 N	Arizona	1 1
								41 A	Arizona St.	3 4

Non-Div. I Games:

Illinois



Average RPI Win: 150		WON-LOST RECORD	WINNING PCT. RANK		LAST 10 GAMES	STRENGTH OF SCHEDULE	OPP. STRENGTH OF SCHEDULE	TEAM RPI	ADJ RPI		CONF. RPI	ADJ CONF. RPI									
Average RPI Loss: 67																					
DIV. I ONLY		6-2-0	.75	47	6-2-0	133	67	64	.58618	60	13	13									
DIV. I NON-CONF.		6-2-0	.75	50	6-2-0	130	61	63	.58618	60	13	13									
<hr/>																					
TOTALS		RPI 1-25		RPI 26-50		W-L RECORDS		RPI 51-100		RPI 101-150		RPI 150+									
6-2-0		0-0-0		1-1-0		OVERALL		2-1-0		0-0-0		3-0-0									
4-0-0		0-0-0		1-0-0		HOME		2-0-0		0-0-0		1-0-0									
2-2-0		0-0-0		0-1-0		AWAY		0-1-0		0-0-0		2-0-0									
0-0-0		0-0-0		0-0-0		NEUTRAL		0-0-0		0-0-0		0-0-0									
6-2-0		0-0-0		1-1-0		NON-CONFERENCE		2-1-0		0-0-0		3-0-0									
4-0-0		0-0-0		1-0-0		HOME		2-0-0		0-0-0		1-0-0									
2-2-0		0-0-0		0-0-		AWAY		0-1-0		0-0-0		2-0-0									
0-0-0		0-0-0		0-0-0		NEUTRAL		0-0-0		0-0-0		0-0-0									
0-0-0		0-0-0		0-0-0		CONFERENCE		0-0-0		0-0-0		0-0-0									
0-0-0		0-0-0		0-0-0		HOME		0-0-0		0-0-0		0-0-0									
0-0-0		0-0-0		0-0-0		AWAY		0-0-0		0-0-0		0-0-0									
0-0-0		0-0-0		0-0-0		NEUTRAL		0-0-0		0-0-0		0-0-0									
RPI	S	Opponent		Score		RPI	S	Opponent		Score		RPI	S	Opponent		Score					
				29	H	Tennessee		1	0	72	H	Auburn		1	0	168	A	Kennesaw St.		3	0
				40	A	Memphis		0	2	94	A	Texas		0	2	263	H	Georgia St.		4	2
										99	H	Vanderbilt		3	2	268	A	UTSA		2	0

Non-Div. I Games:

Samford



Average RPI Win:	183	WON-LOST RECORD	WINNING PCT. RANK	LAST 10 GAMES	STRENGTH OF SCHEDULE	OPP. STRENGTH OF SCHEDULE	TEAM RPI	ADJ RPI	CONF. RPI	ADJ CONF. RPI	
Average RPI Loss:	73										
DIV. I ONLY	6-1-1	.8125	29	6-1-1	143	164	59	.58596	61	7	7
DIV. I NON-CONF.	6-1-1	.8125	30	6-1-1	139	165	59	.58596	61	7	7
<hr/>											
TOTALS	RPI 1-25	RPI 26-50		W-L RECORDS		RPI 51-100		RPI 101-150		RPI 150+	
6-1-1	0-0-0	0-0-0		OVERALL		1-1-0		1-0-1		4-0-0	
3-0-1	0-0-0	0-0-0		HOME		1-0-0		0-0-1		2-0-0	
3-0-0	0-0-0	0-0-0		AWAY		0-0-0		1-0-0		2-0-0	
0-1-0	0-0-0	0-0-0		NEUTRAL		0-1-0		0-0-0		0-0-0	
6-1-1	0-0-0	0-0-0		NON-CONFERENCE		1-1-0		1-0-1		4-0-0	
3-0-1	0-0-0	0-0-0		HOME		1-0-0		0-0-1		2-0-0	
3-0-0	0-0-0	0-0-		AWAY		0-0-0		1-0-0		2-0-0	
0-1-0	0-0-0	0-0-0		NEUTRAL		0-1-0		0-0-0		0-0-0	
0-0-0	0-0-0	0-0-0		CONFERENCE		0-0-0		0-0-0		0-0-0	
0-0-0	0-0-0	0-0-0		HOME		0-0-0		0-0-0		0-0-0	
0-0-0	0-0-0	0-0-0		AWAY		0-0-0		0-0-0		0-0-0	
0-0-0	0-0-0	0-0-0		NEUTRAL		0-0-0		0-0-0		0-0-0	
RPI	S	Opponent	Score	RPI	S	Opponent	Score	RPI	S	Opponent	Score

Non-Div. I Games:

St. John's (NY)



Average RPI Win: 145		WON-LOST RECORD	WINNING PCT. RANK		LAST 10 GAMES	STRENGTH OF SCHEDULE	OPP. STRENGTH OF SCHEDULE	TEAM RPI	ADJ RPI	CONF. RPI	ADJ CONF. RPI																								
Average RPI Loss: 15																																			
DIV. I ONLY		5-2-2	.66667	71	5-2-2	117	11	63	.58547	62	1	1																							
DIV. I NON-CONF.		3-1-2	.66667	78	3-1-2	121	27	71	.576	69	1	1																							
<hr/>																																			
TOTALS		RPI 1-25		RPI 26-50		W-L RECORDS		RPI 51-100		RPI 101-150		RPI 150+																							
5-2-2		0-2-0		2-0-0		OVERALL		0-0-2		1-0-0		2-0-0																							
5-2-0		0-2-0		2-0-0		HOME		0-0-0		1-0-0		2-0-0																							
0-0-2		0-0-0		0-0-0		AWAY		0-0-2		0-0-0		0-0-0																							
0-0-0		0-0-0		0-0-0		NEUTRAL		0-0-0		0-0-0		0-0-0																							
3-1-2		0-1-0		1-0-0		NON-CONFERENCE		0-0-2		0-0-0		2-0-0																							
3-1-0		0-1-0		1-0-0		HOME		0-0-0		0-0-0		2-0-0																							
0-0-2		0-0-0		0-0-		AWAY		0-0-2		0-0-0		0-0-0																							
0-0-0		0-0-0		0-0-0		NEUTRAL		0-0-0		0-0-0		0-0-0																							
2-1-0		0-1-0		1-0-0		CONFERENCE		0-0-0		1-0-0		0-0-0																							
2-1-0		0-1-0		1-0-0		HOME		0-0-0		1-0-0		0-0-0																							
0-0-0		0-0-0		0-0-0		AWAY		0-0-0		0-0-0		0-0-0																							
0-0-0		0-0-0		0-0-0		NEUTRAL		0-0-0		0-0-0		0-0-0																							
RPI	S	Opponent		Score		RPI	S	Opponent		Score		RPI	S	Opponent		Score																			
14	H	Maryland		1 2		26	H	Boston College		2 1		63	A	South Fla.		1 1																			
15	H	South Carolina		1 2		50	H	Furman		1 0		72	A	Auburn		0 0																			
LAST 10 GAMES																																			
		312 H Alabama A&M		14 0		15 H South Carolina		1 2				63 A South Fla.		1 1																					
		141 H Pittsburgh		2 0		50 H Furman		1 0				72 A Auburn		0 0																					
		26 H Boston College		2 1		14 H Maryland		1 2																											
		194 H Davidson		2 0																															

Non-Div. I Games:

Clemson



Average RPI Win: 211		WON-LOST RECORD		WINNING PCT. RANK		LAST 10 GAMES		STRENGTH OF SCHEDULE		OPP. STRENGTH OF SCHEDULE		TEAM RPI		ADJ RPI		CONF. RPI		ADJ CONF. RPI	
DIV. I ONLY		5-1-3		.72222 51		5-1-3		100		123		60		.58451 63		6		6	
DIV. I NON-CONF.		5-1-3		.72222 55		5-1-3		97		121		61		.58451 63		6		6	
TOTALS		RPI 1-25		RPI 26-50		W-L RECORDS		RPI 51-100		RPI 101-150		RPI 150+							
5-1-3		0-1-1		0-0-0		OVERALL		0-0-2		1-0-0		4-0-0							
5-0-2		0-0-1		0-0-0		HOME		0-0-1		1-0-0		4-0-0							
0-1-1		0-1-0		0-0-0		AWAY		0-0-1		0-0-0		0-0-0							
0-0-0		0-0-0		0-0-0		NEUTRAL		0-0-0		0-0-0		0-0-0							
5-1-3		0-1-1		0-0-0		NON-CONFERENCE		0-0-2		1-0-0		4-0-0							
5-0-2		0-0-1		0-0-0		HOME		0-0-1		1-0-0		4-0-0							
0-1-1		0-1-0		0-0-		AWAY		0-0-1		0-0-0		0-0-0							
0-0-0		0-0-0		0-0-0		NEUTRAL		0-0-0		0-0-0		0-0-0							
0-0-0		0-0-0		0-0-0		CONFERENCE		0-0-0		0-0-0		0-0-0							
0-0-0		0-0-0		0-0-0		HOME		0-0-0		0-0-0		0-0-0							
0-0-0		0-0-0		0-0-0		AWAY		0-0-0		0-0-0		0-0-0							
0-0-0		0-0-0		0-0-0		NEUTRAL		0-0-0		0-0-0		0-0-0							
RPI	S	Opponent		Score		RPI	S	Opponent		Score		RPI	S	Opponent		Score			
15	A	South Carolina		0	1			62	H	Clemson		1	1	122	H	South Ala.		1	0
18	H	Florida		1	1			94	A	Texas		1	1	151	H	Middle Tenn.		1	0
														172	H	North Florida		1	0
														293	H	Niagara		3	0
														318	H	Ark.-Pine Bluff		7	0
LAST 10 GAMES																			
		18 H Florida		1	1			122	H	South Ala.		1	0						
		15 A South Carolina		0	1			62	H	Clemson		1	1						
		172 H North Florida		1	0			94	A	Texas		1	1						
		151 H Middle Tenn.		1	0			318	H	Ark.-Pine Bluff		7	0						
		293 H Niagara		3	0														

Non-Div. I Games:

South Fla.



Average RPI Win: 187		WON-LOST RECORD	WINNING PCT. RANK		LAST 10 GAMES	STRENGTH OF SCHEDULE	OPP. STRENGTH OF SCHEDULE	TEAM RPI	ADJ RPI	CONF. RPI	ADJ CONF. RPI	
Average RPI Loss: 97												
DIV. I ONLY		7-1-0	.875	14	7-1-0	193	133	65	.58391	64	29	29
DIV. I NON-CONF.		6-1-0	.85714	23	6-1-0	126	127	45	.60453	43	29	29
<hr/>												
TOTALS		RPI 1-25		RPI 26-50		W-L RECORDS		RPI 51-100		RPI 101-150		RPI 150+
7-1-0		0-0-0		0-0-0		OVERALL		1-1-0		1-0-0		5-0-0
4-0-0		0-0-0		0-0-0		HOME		1-0-0		1-0-0		2-0-0
3-1-0		0-0-0		0-0-0		AWAY		0-1-0		0-0-0		3-0-0
0-0-0		0-0-0		0-0-0		NEUTRAL		0-0-0		0-0-0		0-0-0
6-1-0		0-0-0		0-0-0		NON-CONFERENCE		1-1-0		1-0-0		4-0-0
4-0-0		0-0-0		0-0-0		HOME		1-0-0		1-0-0		2-0-0
2-1-0		0-0-0		0-0-		AWAY		0-1-0		0-0-0		2-0-0
0-0-0		0-0-0		0-0-0		NEUTRAL		0-0-0		0-0-0		0-0-0
1-0-0		0-0-0		0-0-0		CONFERENCE		0-0-0		0-0-0		1-0-0
0-0-0		0-0-0		0-0-0		HOME		0-0-0		0-0-0		0-0-0
1-0-0		0-0-0		0-0-0		AWAY		0-0-0		0-0-0		1-0-0
0-0-0		0-0-0		0-0-0		NEUTRAL		0-0-0		0-0-0		0-0-0
RPI	S	Opponent	Score	RPI	S	Opponent	Score	RPI	S	Opponent	Score	

Non-Div. I Games:

Monmouth



Average RPI Win: 174		WON-LOST	WINNING	LAST 10	STRENGTH OF	OPP. STRENGTH	TEAM	ADJ	CONF.	ADJ CONF.				
Average RPI Loss: 37		RECORD	PCT. RANK	GAMES	SCHEDULE	OF SCHEDULE	RPI	RPI	RPI	RPI				
DIV. I ONLY		5-3-1	.61111	100	5-3-1	50	128	62	.58303	65	4	4		
DIV. I NON-CONF.		4-3-1	.5625	127	4-3-1	40	152	69	.57468	71	3	3		
<hr/>														
TOTALS		RPI 1-25	RPI 26-50		W-L RECORDS		RPI 51-100		RPI 101-150		RPI 150+			
5-3-1		0-1-0	0-1-0		OVERALL		2-1-0		0-0-1		3-0-0			
2-1-1		0-0-0	0-1-0		HOME		0-0-0		0-0-1		2-0-0			
2-2-0		0-1-0	0-0-0		AWAY		1-1-0		0-0-0		1-0-0			
1-0-0		0-0-0	0-0-0		NEUTRAL		1-0-0		0-0-0		0-0-0			
4-3-1		0-1-0	0-1-0		NON-CONFERENCE		1-1-0		0-0-1		3-0-0			
2-1-1		0-0-0	0-1-0		HOME		0-0-0		0-0-1		2-0-0			
1-2-0		0-1-0	0-0-		AWAY		0-1-0		0-0-0		1-0-0			
1-0-0		0-0-0	0-0-0		NEUTRAL		1-0-0		0-0-0		0-0-0			
1-0-0		0-0-0	0-0-0		CONFERENCE		1-0-0		0-0-0		0-0-0			
0-0-0		0-0-0	0-0-0		HOME		0-0-0		0-0-0		0-0-0			
1-0-0		0-0-0	0-0-0		AWAY		1-0-0		0-0-0		0-0-0			
0-0-0		0-0-0	0-0-0		NEUTRAL		0-0-0		0-0-0		0-0-0			
RPI	S	Opponent	Score		RPI	S	Opponent	Score		RPI	S	Opponent	Score	
17	A	Minnesota	1	2	27	H	BYU	2	4	68	A	Stephen F. Austin	0	4
										89	N	Southern California	1	0
										99	A	Vanderbilt	2	1
										125	H	TCU	0	0
										201	A	Rice	1	0
										238	H	La.-Monroe	6	0
										241	H	Louisiana Tech	1	0
<hr/>														
LAST 10 GAMES														
17	A	Minnesota	1	2	99	A	Vanderbilt	2	1					
27	H	BYU	2	4	201	A	Rice	1	0					
125	H	TCU	0	0	68	A	Stephen F. Austin	0	4					
238	H	La.-Monroe	6	0	89	N	Southern California	1	0					
241	H	Louisiana Tech	1	0										

Non-Div. I Games:

LSU



Average RPI Win: 210		WON-LOST	WINNING	LAST 10	STRENGTH OF		OPP. STRENGTH	TEAM	ADJ		CONF.	ADJ CONF.	
Average RPI Loss: 31		RECORD	PCT. RANK	GAMES	SCHEDULE		OF SCHEDULE	RPI	RPI		RPI	RPI	
DIV. I ONLY		5-1-3	.72222	51	5-1-3		108	140	66	.57989	66	2	2
DIV. I NON-CONF.		5-1-3	.72222	55	5-1-3		105	139	65	.57989	65	2	2
TOTALS		RPI 1-25	RPI 26-50		W-L RECORDS		RPI 51-100		RPI 101-150		RPI 150+		
5-1-3	0-0-0	0-1-0		OVERALL		0-0-3		1-0-0		4-0-0			
3-1-0	0-0-0	0-1-0		HOME		0-0-0		1-0-0		2-0-0			
2-0-1	0-0-0	0-0-0		AWAY		0-0-1		0-0-0		2-0-0			
0-0-2	0-0-0	0-0-0		NEUTRAL		0-0-2		0-0-0		0-0-0			
5-1-3	0-0-0	0-1-0		NON-CONFERENCE		0-0-3		1-0-0		4-0-0			
3-1-0	0-0-0	0-1-0		HOME		0-0-0		1-0-0		2-0-0			
2-0-1	0-0-0	0-0-		AWAY		0-0-1		0-0-0		2-0-0			
0-0-2	0-0-0	0-0-0		NEUTRAL		0-0-2		0-0-0		0-0-0			
0-0-0	0-0-0	0-0-0		CONFERENCE		0-0-0		0-0-0		0-0-0			
0-0-0	0-0-0	0-0-0		HOME		0-0-0		0-0-0		0-0-0			
0-0-0	0-0-0	0-0-0		AWAY		0-0-0		0-0-0		0-0-0			
0-0-0	0-0-0	0-0-0		NEUTRAL		0-0-0		0-0-0		0-0-0			
RPI	S	Opponent	Score	RPI	S	Opponent	Score	RPI	S	Opponent	Score		
				31	H	Texas Tech	0 2	59	N	Illinois	1 1		
								73	A	Ohio St.	0 0		
								100	N	Kansas	1 1		
										130	H	Hawaii	4 1
										187	A	FIU	4 2
										218	H	Southern Utah	6 1
										243	H	UC Riverside	6 0
										272	A	Fla. Atlantic	1 0
LAST 10 GAMES													
				73	A	Ohio St.	0 0	130	H	Hawaii	4 1		
				243	H	UC Riverside	6 0	31	H	Texas Tech	0 2		
				272	A	Fla. Atlantic	1 0	218	H	Southern Utah	6 1		
				187	A	FIU	4 2	59	N	Illinois	1 1		
								100	N	Kansas	1 1		

Non-Div. I Games:

Arizona



Average RPI Win:	165	WON-LOST	WINNING	LAST 10	STRENGTH OF	OPP. STRENGTH	TEAM	ADJ	CONF.	ADJ CONF.	
Average RPI Loss:	40	RECORD	PCT. RANK	GAMES	SCHEDULE	OF SCHEDULE	RPI	RPI	RPI	RPI	
DIV. I ONLY	5-3-1	.61111	100	5-3-1	75	55	68	.57939	67	4	4
DIV. I NON-CONF.	5-2-1	.6875	64	5-2-1	86	58	58	.5895	57	3	3
<hr/>											
TOTALS	RPI 1-25	RPI 26-50		W-L RECORDS	RPI 51-100		RPI 101-150		RPI 150+		
5-3-1	0-0-0	1-3-1		OVERALL	0-0-0		1-0-0		3-0-0		
5-2-1	0-0-0	1-2-1		HOME	0-0-0		1-0-0		3-0-0		
0-1-0	0-0-0	0-1-0		AWAY	0-0-0		0-0-0		0-0-0		
0-0-0	0-0-0	0-0-0		NEUTRAL	0-0-0		0-0-0		0-0-0		
<hr/>											
5-2-1	0-0-0	1-2-1		NON-CONFERENCE	0-0-0		1-0-0		3-0-0		
5-2-1	0-0-0	1-2-1		HOME	0-0-0		1-0-0		3-0-0		
0-0-0	0-0-0	0-0-		AWAY	0-0-0		0-0-0		0-0-0		
0-0-0	0-0-0	0-0-0		NEUTRAL	0-0-0		0-0-0		0-0-0		
<hr/>											
0-1-0	0-0-0	0-1-0		CONFERENCE	0-0-0		0-0-0		0-0-0		
0-0-0	0-0-0	0-0-0		HOME	0-0-0		0-0-0		0-0-0		
0-1-0	0-0-0	0-1-0		AWAY	0-0-0		0-0-0		0-0-0		
0-0-0	0-0-0	0-0-0		NEUTRAL	0-0-0		0-0-0		0-0-0		
<hr/>											
RPI S	Opponent	Score	RPI S	Opponent	Score	RPI S	Opponent	Score	RPI S	Opponent	Score
			29 A	Tennessee	0 1				101 H	San Diego	6 1
			34 H	Baylor	0 0				205 H	Cal Poly	4 0
			41 H	Arizona St.	3 1				211 H	Massachusetts	3 1
			44 H	Duke	0 1				268 H	UTSA	1 0
			48 H	Pepperdine	1 3						
<hr/>											
LAST 10 GAMES											
			29 A	Tennessee	0 1	205 H	Cal Poly	4 0			
			41 H	Arizona St.	3 1	211 H	Massachusetts	3 1			
			268 H	UTSA	1 0	34 H	Baylor	0 0			
			44 H	Duke	0 1	101 H	San Diego	6 1			
						48 H	Pepperdine	1 3			



Average RPI Win:	183	WON-LOST RECORD	WINNING PCT. RANK	LAST 10 GAMES	STRENGTH OF SCHEDULE	OPP. STRENGTH OF SCHEDULE	TEAM RPI	ADJ RPI	CONF. RPI	ADJ CONF. RPI			
DIV. I ONLY		6-2-1	.72222	51	6-2-1	101	179	67	.57875	68	19	19	
DIV. I NON-CONF.		5-1-1	.78571	40	5-1-1	75	178	46	.60444	44	23	23	
<hr/>													
TOTALS	RPI 1-25	RPI 26-50		W-L RECORDS		RPI 51-100		RPI 101-150		RPI 150+			
6-2-1	0-0-0	0-1-0		OVERALL		1-1-0		1-0-0		4-0-1			
3-2-0	0-0-0	0-1-0		HOME		1-1-0		0-0-0		2-0-0			
3-0-1	0-0-0	0-0-0		AWAY		0-0-0		1-0-0		2-0-1			
0-0-0	0-0-0	0-0-0		NEUTRAL		0-0-0		0-0-0		0-0-0			
5-1-1	0-0-0	0-1-0		NON-CONFERENCE		1-0-0		1-0-0		3-0-1			
2-1-0	0-0-0	0-1-0		HOME		1-0-0		0-0-0		1-0-0			
3-0-1	0-0-0	0-0-		AWAY		0-0-0		1-0-0		2-0-1			
0-0-0	0-0-0	0-0-0		NEUTRAL		0-0-0		0-0-0		0-0-0			
1-1-0	0-0-0	0-0-0		CONFERENCE		0-1-0		0-0-0		1-0-0			
1-1-0	0-0-0	0-0-0		HOME		0-1-0		0-0-0		1-0-0			
0-0-0	0-0-0	0-0-0		AWAY		0-0-0		0-0-0		0-0-0			
0-0-0	0-0-0	0-0-0		NEUTRAL		0-0-0		0-0-0		0-0-0			
RPI	S	Opponent	Score	RPI	S	Opponent	Score	RPI	S	Opponent	Score		
				41	H	Arizona St.	1 3	65	H	LSU	4 0		
								80	H	Oral Roberts	1 2		
										103	A	UTEP	2 1
										195	A	Houston	0 0
										201	A	Rice	1 0
										223	H	Texas St.	1 0
										239	A	New Mexico St.	2 0
										264	H	Northwestern St.	2 0
LAST 10 GAMES													
				264	H	Northwestern St.	2 0	65	H	LSU	4 0		
				80	H	Oral Roberts	1 2	103	A	UTEP	2 1		
				223	H	Texas St.	1 0	239	A	New Mexico St.	2 0		
				201	A	Rice	1 0	41	H	Arizona St.	1 3		
								195	A	Houston	0 0		

Non-Div. I Games:

Stephen F. Austin



Average RPI Win: 165		WON-LOST	WINNING	LAST 10	STRENGTH OF		OPP. STRENGTH	TEAM	ADJ		CONF.	ADJ CONF.
Average RPI Loss: 28		RECORD	PCT. RANK	GAMES	SCHEDULE		OF SCHEDULE	RPI	RPI		RPI	RPI
DIV. I ONLY		4-5-1	.45	179	4-5-1		24	37	69		.57675	69
DIV. I NON-CONF.		4-2-0	.66667	78	4-2-0		106	99	76		.56875	77
TOTALS		RPI 1-25	RPI 26-50		W-L RECORDS		RPI 51-100		RPI 101-150		RPI 150+	
4-5-1		0-3-0	0-1-1		OVERALL		2-1-0		0-0-0		2-0-0	
3-0-1		0-0-0	0-0-1		HOME		1-0-0		0-0-0		2-0-0	
0-4-0		0-3-0	0-1-0		AWAY		0-0-0		0-0-0		0-0-0	
1-1-0		0-0-0	0-0-0		NEUTRAL		1-1-0		0-0-0		0-0-0	
4-2-0		0-0-0	0-1-0		NON-CONFERENCE		2-1-0		0-0-0		2-0-0	
3-0-0		0-0-0	0-0-0		HOME		1-0-0		0-0-0		2-0-0	
0-1-0		0-0-0	0-0-		AWAY		0-0-0		0-0-0		0-0-0	
1-1-0		0-0-0	0-0-0		NEUTRAL		1-1-0		0-0-0		0-0-0	
0-3-1		0-3-0	0-0-1		CONFERENCE		0-0-0		0-0-0		0-0-0	
0-0-1		0-0-0	0-0-1		HOME		0-0-0		0-0-0		0-0-0	
0-3-0		0-3-0	0-0-0		AWAY		0-0-0		0-0-0		0-0-0	
0-0-0		0-0-0	0-0-0		NEUTRAL		0-0-0		0-0-0		0-0-0	
RPI S	Opponent	Score	RPI S	Opponent	Score	RPI S	Opponent	Score	RPI S	Opponent	Score	
3 A	Virginia	0 3	35 A	Connecticut	0 1	83 N	West Virginia	1 2	162 H	Fairleigh Dickinson	2 1	
8 A	Notre Dame	0 1	44 H	Duke	2 2	92 H	Colgate	1 0	310 H	Albany (NY)	4 0	
10 A	Virginia Tech	0 3				97 N	Hofstra	3 2				
LAST 10 GAMES												
44 H	Duke	2 2	3 A	Virginia	0 3							
8 A	Notre Dame	0 1	35 A	Connecticut	0 1							
10 A	Virginia Tech	0 3	162 H	Fairleigh Dickinson	2 1							
83 N	West Virginia	1 2	92 H	Colgate	1 0							
97 N	Hofstra	3 2	310 H	Albany (NY)	4 0							

Non-Div. I Games:

Syracuse



Average RPI Win: 187		WON-LOST RECORD	WINNING PCT. RANK		LAST 10 GAMES	STRENGTH OF SCHEDULE	OPP. STRENGTH OF SCHEDULE	TEAM RPI	ADJ RPI		CONF. RPI	ADJ CONF. RPI					
Average RPI Loss: 82																	
DIV. I ONLY		7-1-2	.8	34	7-1-2	189	62	72	.57615	70	7	7					
DIV. I NON-CONF.		7-1-2	.8	38	7-1-2	187	56	70	.57615	68	7	7					
<hr/>																	
TOTALS		RPI 1-25		RPI 26-50		W-L RECORDS		RPI 51-100		RPI 101-150		RPI 150+					
7-1-2		1-0-0		0-0-0		OVERALL		0-1-2		1-0-0		5-0-0					
2-0-2		1-0-0		0-0-0		HOME		0-0-2		0-0-0		1-0-0					
5-1-0		0-0-0		0-0-0		AWAY		0-1-0		1-0-0		4-0-0					
0-0-0		0-0-0		0-0-0		NEUTRAL		0-0-0		0-0-0		0-0-0					
7-1-2		1-0-0		0-0-0		NON-CONFERENCE		0-1-2		1-0-0		5-0-0					
2-0-2		1-0-0		0-0-0		HOME		0-0-2		0-0-0		1-0-0					
5-1-0		0-0-0		0-0-		AWAY		0-1-0		1-0-0		4-0-0					
0-0-0		0-0-0		0-0-0		NEUTRAL		0-0-0		0-0-0		0-0-0					
0-0-0		0-0-0		0-0-0		CONFERENCE		0-0-0		0-0-0		0-0-0					
0-0-0		0-0-0		0-0-0		HOME		0-0-0		0-0-0		0-0-0					
0-0-0		0-0-0		0-0-0		AWAY		0-0-0		0-0-0		0-0-0					
0-0-0		0-0-0		0-0-0		NEUTRAL		0-0-0		0-0-0		0-0-0					
RPI	S	Opponent		Score		RPI	S	Opponent		Score		RPI	S	Opponent		Score	
16	H	Michigan		1 0								144	A	Wright St.		4 3	
						81	H	Eastern Mich.		1 1		178	A	IUPUI		1 0	
						82	A	Louisville		0 2		214	A	Indiana St.		3 0	
						91	H	Seattle		1 1		217	H	Northern Ky.		3 0	
												260	A	IPFW		2 0	
												277	A	Bowling Green		2 1	
<hr/>																	
LAST 10 GAMES																	
178	A	IUPUI		1 0		81	H	Eastern Mich.		1 1							
144	A	Wright St.		4 3		91	H	Seattle		1 1							
16	H	Michigan		1 0		260	A	IPFW		2 0							
214	A	Indiana St.		3 0		277	A	Bowling Green		2 1							
82	A	Louisville		0 2		217	H	Northern Ky.		3 0							

Non-Div. I Games:

Butler



Average RPI Win: 143		WON-LOST RECORD	WINNING PCT. RANK		LAST 10 GAMES	STRENGTH OF SCHEDULE	OPP. STRENGTH OF SCHEDULE	TEAM RPI	ADJ RPI		CONF. RPI	ADJ CONF. RPI	
Average RPI Loss: 165													
DIV. I ONLY		6-1-1	.8125	29	6-1-1	181	89	70	.576	71	7	7	
DIV. I NON-CONF.		6-1-1	.8125	30	6-1-1	180	82	67	.576	69	7	7	
<hr/>													
TOTALS		RPI 1-25		RPI 26-50		W-L RECORDS		RPI 51-100		RPI 101-150		RPI 150+	
6-1-1		0-0-0		0-0-0		OVERALL		1-0-0		2-0-0		3-1-1	
3-0-1		0-0-0		0-0-0		HOME		1-0-0		1-0-0		1-0-1	
3-1-0		0-0-0		0-0-0		AWAY		0-0-0		1-0-0		2-1-0	
0-0-0		0-0-0		0-0-0		NEUTRAL		0-0-0		0-0-0		0-0-0	
6-1-1		0-0-0		0-0-0		NON-CONFERENCE		1-0-0		2-0-0		3-1-1	
3-0-1		0-0-0		0-0-0		HOME		1-0-0		1-0-0		1-0-1	
3-1-0		0-0-0		0-0-		AWAY		0-0-0		1-0-0		2-1-0	
0-0-0		0-0-0		0-0-0		NEUTRAL		0-0-0		0-0-0		0-0-0	
0-0-0		0-0-0		0-0-0		CONFERENCE		0-0-0		0-0-0		0-0-0	
0-0-0		0-0-0		0-0-0		HOME		0-0-0		0-0-0		0-0-0	
0-0-0		0-0-0		0-0-0		AWAY		0-0-0		0-0-0		0-0-0	
0-0-0		0-0-0		0-0-0		NEUTRAL		0-0-0		0-0-0		0-0-0	
RPI	S	Opponent	Score	RPI	S	Opponent	Score	RPI	S	Opponent	Score		
								92	H	Colgate	3 2		
										114	H	Milwaukee	1 0
										140	A	Loyola Chicago	1 0
										164	A	Ohio	3 1
										165	A	Valparaiso	0 1
										166	H	Col. of Charleston	3 1
										179	A	Saint Louis	4 0
										242	H	Green Bay	0 0
LAST 10 GAMES													
				140	A	Loyola Chicago	1 0			114	H	Milwaukee	1 0
				92	H	Colgate	3 2			166	H	Col. of Charleston	3 1
				242	H	Green Bay	0 0			164	A	Ohio	3 1
										179	A	Saint Louis	4 0
										165	A	Valparaiso	0 1

Non-Div. I Games:

DePaul



Average RPI Win:		187	WON-LOST RECORD		WINNING PCT. RANK		LAST 10 GAMES		STRENGTH OF SCHEDULE		OPP. STRENGTH OF SCHEDULE		TEAM RPI		ADJ RPI		CONF. RPI		ADJ CONF. RPI	
DIV. I ONLY			4-4-1		.5 145		4-4-1		28		109		71		.57554 72		4		4	
DIV. I NON-CONF.			4-3-1		.5625 127		4-3-1		39		109		64		.58029 64		3		3	
TOTALS		RPI 1-25		RPI 26-50		W-L RECORDS		RPI 51-100		RPI 101-150		RPI 150+								
4-4-1		0-1-0		0-2-0		OVERALL		0-1-1		1-0-0		3-0-0								
4-2-1		0-0-0		0-2-0		HOME		0-0-1		1-0-0		3-0-0								
0-2-0		0-1-0		0-0-0		AWAY		0-1-0		0-0-0		0-0-0								
0-0-0		0-0-0		0-0-0		NEUTRAL		0-0-0		0-0-0		0-0-0								
4-3-1		0-1-0		0-1-0		NON-CONFERENCE		0-1-1		1-0-0		3-0-0								
4-1-1		0-0-0		0-1-0		HOME		0-0-1		1-0-0		3-0-0								
0-2-0		0-1-0		0-0-		AWAY		0-1-0		0-0-0		0-0-0								
0-0-0		0-0-0		0-0-0		NEUTRAL		0-0-0		0-0-0		0-0-0								
0-1-0		0-0-0		0-1-0		CONFERENCE		0-0-0		0-0-0		0-0-0								
0-1-0		0-0-0		0-1-0		HOME		0-0-0		0-0-0		0-0-0								
0-0-0		0-0-0		0-0-0		AWAY		0-0-0		0-0-0		0-0-0								
0-0-0		0-0-0		0-0-0		NEUTRAL		0-0-0		0-0-0		0-0-0								
RPI	S	Opponent		Score		RPI	S	Opponent		Score		RPI	S	Opponent		Score				
1	A	Florida St.		1	4	32	H	Long Beach St.		1	2	60	A	Samford		0	1			
						39	H	Kentucky		0	1	62	H	Clemson		0	0			



Average RPI Win:	167	WON-LOST RECORD	WINNING PCT. RANK	LAST 10 GAMES	STRENGTH OF SCHEDULE	OPP. STRENGTH OF SCHEDULE	TEAM RPI	ADJ RPI	CONF. RPI	ADJ CONF. RPI	
Average RPI Loss:	26										
DIV. I ONLY	6-1-2	.77778	38	6-1-2	201	24	73	.57469	73	3	3
DIV. I NON-CONF.	6-1-1	.8125	30	6-1-1	229	16	77	.57019	76	4	4
<hr/>											
TOTALS	RPI 1-25	RPI 26-50		W-L RECORDS	RPI 51-100		RPI 101-150		RPI 150+		
6-1-2	0-0-0	0-1-0		OVERALL	2-0-2		1-0-0		3-0-0		
3-0-2	0-0-0	0-0-0		HOME	1-0-2		1-0-0		1-0-0		
1-1-0	0-0-0	0-1-0		AWAY	0-0-0		0-0-0		1-0-0		
2-0-0	0-0-0	0-0-0		NEUTRAL	1-0-0		0-0-0		1-0-0		
<hr/>											
6-1-1	0-0-0	0-1-0		NON-CONFERENCE	2-0-1		1-0-0		3-0-0		
3-0-1	0-0-0	0-0-0		HOME	1-0-1		1-0-0		1-0-0		
1-1-0	0-0-0	0-0-		AWAY	0-0-0		0-0-0		1-0-0		
2-0-0	0-0-0	0-0-0		NEUTRAL	1-0-0		0-0-0		1-0-0		
<hr/>											
0-0-1	0-0-0	0-0-0		CONFERENCE	0-0-1		0-0-0		0-0-0		
0-0-1	0-0-0	0-0-0		HOME	0-0-1		0-0-0		0-0-0		
0-0-0	0-0-0	0-0-0		AWAY	0-0-0		0-0-0		0-0-0		
0-0-0	0-0-0	0-0-0		NEUTRAL	0-0-0		0-0-0		0-0-0		
<hr/>											
RPI S	Opponent	Score	RPI S	Opponent	Score	RPI S	Opponent	Score	RPI S	Opponent	Score
			26 A	Boston College	0 1	59 H	Illinois	1 1	141 H	Pittsburgh	2 0
						61 N	St. John's (NY)	1 0	213 N	Central Mich.	2 0
						66 H	Arizona	0 0	249 H	Morehead St.	3 2
						81 H	Eastern Mich.	2 1	254 A	Northeastern	4 1
<hr/>											
LAST 10 GAMES											
			61 N	St. John's (NY)	1 0	59 H	Illinois	1 1			
			213 N	Central Mich.	2 0	141 H	Pittsburgh	2 0			
			254 A	Northeastern	4 1	81 H	Eastern Mich.	2 1			
			26 A	Boston College	0 1	249 H	Morehead St.	3 2			
			66 H	Arizona	0 0						

Non-Div. I Games:

Ohio St.



Average RPI Win: 196		WON-LOST RECORD		WINNING PCT. RANK		LAST 10 GAMES		STRENGTH OF SCHEDULE		OPP. STRENGTH OF SCHEDULE		TEAM RPI		ADJ RPI		CONF. RPI		ADJ CONF. RPI	
DIV. I ONLY		6-3-0		.66667 71		6-3-0		106		100		77		.57129 74		12		12	
DIV. I NON-CONF.		6-3-0		.66667 78		6-3-0		102		94		75		.57129 73		12		12	
TOTALS		RPI 1-25		RPI 26-50		W-L RECORDS		RPI 51-100		RPI 101-150		RPI 150+							
6-3-0		0-2-0		0-0-0		OVERALL		1-0-0		0-1-0		5-0-0							
3-1-0		0-1-0		0-0-0		HOME		0-0-0		0-0-0		3-0-0							
3-2-0		0-1-0		0-0-0		AWAY		1-0-0		0-1-0		2-0-0							
0-0-0		0-0-0		0-0-0		NEUTRAL		0-0-0		0-0-0		0-0-0							
6-3-0		0-2-0		0-0-0		NON-CONFERENCE		1-0-0		0-1-0		5-0-0							
3-1-0		0-1-0		0-0-0		HOME		0-0-0		0-0-0		3-0-0							
3-2-0		0-1-0		0-0-		AWAY		1-0-0		0-1-0		2-0-0							
0-0-0		0-0-0		0-0-0		NEUTRAL		0-0-0		0-0-0		0-0-0							
0-0-0		0-0-0		0-0-0		CONFERENCE		0-0-0		0-0-0		0-0-0							
0-0-0		0-0-0		0-0-0		HOME		0-0-0		0-0-0		0-0-0							
0-0-0		0-0-0		0-0-0		AWAY		0-0-0		0-0-0		0-0-0							
0-0-0		0-0-0		0-0-0		NEUTRAL		0-0-0		0-0-0		0-0-0							
RPI	S	Opponent		Score		RPI	S	Opponent		Score		RPI	S	Opponent		Score			
7	H	Penn St.		2	3							118	A	Cal St. Northridge		0	1		
23	A	Arkansas		0	1							185	H	Arkansas St.		4	0		
												200	A	Missouri St.		1	0		
												232	H	Gonzaga		3	0		
												237	H	Houston Baptist		2	1		
												243	A	UC Riverside		1	0		
LAST 10 GAMES																			
						7	H	Penn St.		2	3	243	A	UC Riverside		1	0		
						185	H	Arkansas St.		4	0	118	A	Cal St. Northridge		0	1		
						80	A	Oral Roberts		2	0	200	A	Missouri St.		1	0		
						23	A	Arkansas		0	1	237	H	Houston Baptist		2	1		
						232	H	Gonzaga		3	0								

Non-Div. I Games:

Tulsa



Average RPI Win:	161	WON-LOST RECORD	WINNING PCT. RANK	LAST 10 GAMES	STRENGTH OF SCHEDULE	OPP. STRENGTH OF SCHEDULE	TEAM RPI	ADJ RPI	CONF. RPI	ADJ CONF. RPI	
DIV. I ONLY		4-4-0	.5 145	4-4-0	51	29	74	.57075 75	2	2	
DIV. I NON-CONF.		4-4-0	.5 148	4-4-0	50	21	72	.57075 74	2	2	
<hr/>											
TOTALS	RPI 1-25		RPI 26-50	W-L RECORDS		RPI 51-100		RPI 101-150		RPI 150+	
4-4-0	0-2-0		0-1-0	OVERALL		1-1-0		1-0-0		2-0-0	
2-2-0	0-0-0		0-1-0	HOME		1-1-0		0-0-0		1-0-0	
0-0-0	0-0-0		0-0-0	AWAY		0-0-0		0-0-0		0-0-0	
2-2-0	0-2-0		0-0-0	NEUTRAL		0-0-0		1-0-0		1-0-0	
4-4-0	0-2-0		0-1-0	NON-CONFERENCE		1-1-0		1-0-0		2-0-0	
2-2-0	0-0-0		0-1-0	HOME		1-1-0		0-0-0		1-0-0	
0-0-0	0-0-0		0-0-	AWAY		0-0-0		0-0-0		0-0-0	
2-2-0	0-2-0		0-0-0	NEUTRAL		0-0-0		1-0-0		1-0-0	
0-0-0	0-0-0		0-0-0	CONFERENCE		0-0-0		0-0-0		0-0-0	
0-0-0	0-0-0		0-0-0	HOME		0-0-0		0-0-0		0-0-0	
0-0-0	0-0-0		0-0-0	AWAY		0-0-0		0-0-0		0-0-0	
0-0-0	0-0-0		0-0-0	NEUTRAL		0-0-0		0-0-0		0-0-0	
<hr/>											
RPI S	Opponent	Score	RPI S	Opponent	Score	RPI S	Opponent	Score	RPI S	Opponent	Score
2 N	Wake Forest	0 1	34 H	Baylor	0 1	57 H	Boise St.	0 1	108 N	UNC Greensboro	1 0
19 N	UCF	0 3				91 H	Seattle	5 0	213 N	Central Mich.	2 0
									232 H	Gonzaga	1 0
<hr/>											
LAST 10 GAMES											
2 N	Wake Forest	0 1	232 H	Gonzaga	1 0						
57 H	Boise St.	0 1	91 H	Seattle	5 0						
34 H	Baylor	0 1	213 N	Central Mich.	2 0						
108 N	UNC Greensboro	1 0									
19 N	UCF	0 3									

**Non-Div. I Games:**

Washington







Average RPI Win:	191	WON-LOST RECORD	WINNING PCT. RANK	LAST 10 GAMES	STRENGTH OF SCHEDULE	OPP. STRENGTH OF SCHEDULE	TEAM RPI	ADJ RPI	CONF. RPI	ADJ CONF. RPI		
DIV. I ONLY		6-1-1	.8125	29	2-0-0	184	129	76	.57036	77	7	7
DIV. I NON-CONF.		6-1-1	.8125	30	2-0-0	183	125	74	.57036	75	7	7
-----												
TOTALS	RPI 1-25	RPI 26-50		W-L RECORDS		RPI 51-100		RPI 101-150		RPI 150+		
6-1-1	0-0-0	0-1-0		OVERALL		0-0-0		2-0-0		4-0-1		
3-0-0	0-0-0	0-0-0		HOME		0-0-0		1-0-0		2-0-0		
2-1-1	0-0-0	0-1-0		AWAY		0-0-0		1-0-0		1-0-1		
1-0-0	0-0-0	0-0-0		NEUTRAL		0-0-0		0-0-0		1-0-0		
6-1-1	0-0-0	0-1-0		NON-CONFERENCE		0-0-0		2-0-0		4-0-1		
3-0-0	0-0-0	0-0-0		HOME		0-0-0		1-0-0		2-0-0		
2-1-1	0-0-0	0-0-		AWAY		0-0-0		1-0-0		1-0-1		
1-0-0	0-0-0	0-0-0		NEUTRAL		0-0-0		0-0-0		1-0-0		
0-0-0	0-0-0	0-0-0		CONFERENCE		0-0-0		0-0-0		0-0-0		
0-0-0	0-0-0	0-0-0		HOME		0-0-0		0-0-0		0-0-0		
0-0-0	0-0-0	0-0-0		AWAY		0-0-0		0-0-0		0-0-0		
0-0-0	0-0-0	0-0-0		NEUTRAL		0-0-0		0-0-0		0-0-0		
RPI	S	Opponent	Score	RPI	S	Opponent	Score	RPI	S	Opponent	Score	
				38	A	Indiana	0 3					
								112	A	Purdue	4 3	
								132	H	Cincinnati	3 0	
								156	H	Evansville	1 0	
								184	A	Eastern Ky.	0 0	
								217	H	Northern Ky.	1 0	
								249	A	Morehead St.	1 0	
								282	N	North Dakota	3 0	
LAST 10 GAMES												
				132	H	Cincinnati	3 0	112	A	Purdue	4 3	
				184	A	Eastern Ky.	0 0	282	N	North Dakota	3 0	
				156	H	Evansville	1 0	217	H	Northern Ky.	1 0	
								38	A	Indiana	0 3	
								249	A	Morehead St.	1 0	

Non-Div. I Games:

Xavier



Average RPI Win:		222	WON-LOST RECORD		WINNING PCT. RANK		LAST 10 GAMES		STRENGTH OF SCHEDULE		OPP. STRENGTH OF SCHEDULE		TEAM RPI		ADJ RPI		CONF. RPI		ADJ CONF. RPI				
DIV. I ONLY			5-4-1		.55 137		5-4-1		45		166		78		.56947 78		15		15				
DIV. I NON-CONF.			4-4-1		.5 148		4-4-1		28		131		79		.56664 80		15		15				
TOTALS		RPI 1-25		RPI 26-50		W-L RECORDS		RPI 51-100		RPI 101-150		RPI 150+											
5-4-1		0-3-0		0-0-0		OVERALL		0-0-0		1-0-1		4-1-0											
2-0-1		0-0-0		0-0-0		HOME		0-0-0		0-0-1		2-0-0											
1-3-0		0-2-0		0-0-0		AWAY		0-0-0		0-0-0		1-1-0											
2-1-0		0-1-0		0-0-0		NEUTRAL		0-0-0		1-0-0		1-0-0											
4-4-1		0-3-0		0-0-0		NON-CONFERENCE		0-0-0		1-0-1		3-1-0											
2-0-1		0-0-0		0-0-0		HOME		0-0-0		0-0-1		2-0-0											
0-3-0		0-2-0		0-0-		AWAY		0-0-0		0-0-0		0-1-0											
2-1-0		0-1-0		0-0-0		NEUTRAL		0-0-0		1-0-0		1-0-0											
1-0-0		0-0-0		0-0-0		CONFERENCE		0-0-0		0-0-0		1-0-0											
0-0-0		0-0-0		0-0-0		HOME		0-0-0		0-0-0		0-0-0											
1-0-0		0-0-0		0-0-0		AWAY		0-0-0		0-0-0		1-0-0											
0-0-0		0-0-0		0-0-0		NEUTRAL		0-0-0		0-0-0		0-0-0											
RPI	S	Opponent		Score		RPI	S	Opponent		Score		RPI	S	Opponent		Score							
3	A	Virginia		2	4							129	H	Elon		1	1						
4	N	North Carolina		0	4							137	N	Coastal Caro.		2	1						
5	A	Georgetown		0	4							166	A	Col. of Charleston		1	2						
												208	H	Maine		2	0						
												228	A	George Mason		5	1						
												244	N	Saint Francis (PA)		2	1						
												291	H	Campbell		4	0						
						LAST 10 GAMES																	
						129	H	Elon		1	1	291	H	Campbell		4	0						
						228	A	George Mason		5	1	208	H	Maine		2	0						
						244	N	Saint Francis (PA)		2	1	137	N	Coastal Caro.		2	1						
						4	N	North Carolina		0	4	166	A	Col. of Charleston		1	2						
						3	A	Virginia		2	4	5	A	Georgetown		0	4						

Non-Div. I Games:

VCU



Average RPI Win: 218		WON-LOST RECORD		WINNING PCT. RANK		LAST 10 GAMES		STRENGTH OF SCHEDULE		OPP. STRENGTH OF SCHEDULE		TEAM RPI		ADJ RPI		CONF. RPI		ADJ CONF. RPI					
Average RPI Loss: 36																							
DIV. I ONLY		5-4-0		.55556 131		5-4-0		56		118		79		.5672 79		9		9					
DIV. I NON-CONF.		5-4-0		.55556 137		5-4-0		53		115		78		.5672 79		9		9					
TOTALS		RPI 1-25		RPI 26-50		W-L RECORDS		RPI 51-100		RPI 101-150		RPI 150+											
5-4-0		0-2-0		0-0-0		OVERALL		0-2-0		1-0-0		4-0-0											
4-0-0		0-0-0		0-0-0		HOME		0-0-0		1-0-0		3-0-0											
1-4-0		0-2-0		0-0-0		AWAY		0-2-0		0-0-0		1-0-0											
0-0-0		0-0-0		0-0-0		NEUTRAL		0-0-0		0-0-0		0-0-0											
5-4-0		0-2-0		0-0-0		NON-CONFERENCE		0-2-0		1-0-0		4-0-0											
4-0-0		0-0-0		0-0-0		HOME		0-0-0		1-0-0		3-0-0											
1-4-0		0-2-0		0-0-		AWAY		0-2-0		0-0-0		1-0-0											
0-0-0		0-0-0		0-0-0		NEUTRAL		0-0-0		0-0-0		0-0-0											
0-0-0		0-0-0		0-0-0		CONFERENCE		0-0-0		0-0-0		0-0-0											
0-0-0		0-0-0		0-0-0		HOME		0-0-0		0-0-0		0-0-0											
0-0-0		0-0-0		0-0-0		AWAY		0-0-0		0-0-0		0-0-0											
0-0-0		0-0-0		0-0-0		NEUTRAL		0-0-0		0-0-0		0-0-0											
RPI	S	Opponent		Score		RPI	S	Opponent		Score		RPI	S	Opponent		Score							
5	A	Georgetown		0	3					61	A	St. John's (NY)		1	2	121	H	Seton Hall					
12	A	Rutgers		0	1					64	A	Monmouth		0	1	173	A	Temple					
																244	H	Saint Francis (PA)					
																269	H	Loyola Maryland					
																281	H	LIU Brooklyn					
						LAST 10 GAMES																	
						173	A	Temple		2	1	121	H	Seton Hall		2	1						
						281	H	LIU Brooklyn		2	0	244	H	Saint Francis (PA)		2	0						
						64	A	Monmouth		0	1	5	A	Georgetown		0	3						
						61	A	St. John's (NY)		1	2	269	H	Loyola Maryland		2	1						
												12	A	Rutgers		0	1						

Non-Div. I Games:

Delaware



Average RPI Win: 185		WON-LOST	WINNING	LAST 10	STRENGTH OF		OPP. STRENGTH	TEAM	ADJ		CONF.	ADJ CONF.
Average RPI Loss: 80		RECORD	PCT. RANK	GAMES	SCHEDULE		OF SCHEDULE	RPI	RPI		RPI	RPI
DIV. I ONLY		5-2-0	.71429	57	5-2-0		128	142	80		19	19
DIV. I NON-CONF.		3-2-0	.6	111	3-2-0		178	83	124		23	23
TOTALS		RPI 1-25	RPI 26-50		W-L RECORDS		RPI 51-100		RPI 101-150		RPI 150+	
5-2-0		0-0-0	0-0-0		OVERALL		1-2-0		0-0-0		4-0-0	
2-1-0		0-0-0	0-0-0		HOME		0-1-0		0-0-0		2-0-0	
3-1-0		0-0-0	0-0-0		AWAY		1-1-0		0-0-0		2-0-0	
0-0-0		0-0-0	0-0-0		NEUTRAL		0-0-0		0-0-0		0-0-0	
3-2-0		0-0-0	0-0-0		NON-CONFERENCE		0-2-0		0-0-0		3-0-0	
2-1-0		0-0-0	0-0-0		HOME		0-1-0		0-0-0		2-0-0	
1-1-0		0-0-0	0-0-		AWAY		0-1-0		0-0-0		1-0-0	
0-0-0		0-0-0	0-0-0		NEUTRAL		0-0-0		0-0-0		0-0-0	
2-0-0		0-0-0	0-0-0		CONFERENCE		1-0-0		0-0-0		1-0-0	
0-0-0		0-0-0	0-0-0		HOME		0-0-0		0-0-0		0-0-0	
2-0-0		0-0-0	0-0-0		AWAY		1-0-0		0-0-0		1-0-0	
0-0-0		0-0-0	0-0-0		NEUTRAL		0-0-0		0-0-0		0-0-0	
RPI S	Opponent	Score	RPI S	Opponent	Score	RPI S	Opponent	Score	RPI S	Opponent	Score	
						68 A	Stephen F. Austin	2 1	176 H	UMKC	3 2	
						74 H	Tulsa	0 2	185 H	Arkansas St.	3 2	
						86 A	Oklahoma	0 1	200 A	Missouri St.	2 1	
									297 A	Lamar	3 0	
LAST 10 GAMES												
						297 A	Lamar	3 0	86 A	Oklahoma	0 1	
						68 A	Stephen F. Austin	2 1	74 H	Tulsa	0 2	
						185 H	Arkansas St.	3 2	176 H	UMKC	3 2	
									200 A	Missouri St.	2 1	

Non-Div. I Games: Southwestern Okla. 6 1 Rogers St. 8 0

Oral Roberts



[illegible]

**Non-Div. I Games:**

Eastern Mich.



Average RPI Win: 198		WON-LOST RECORD		WINNING PCT. RANK		LAST 10 GAMES		STRENGTH OF SCHEDULE		OPP. STRENGTH OF SCHEDULE		TEAM RPI		ADJ RPI		CONF. RPI		ADJ CONF. RPI					
DIV. I ONLY		4-3-1		.5625 125		4-3-1		74		68		82		.56513 82		6 6							
DIV. I NON-CONF.		4-3-1		.5625 127		4-3-1		71		62		82		.56513 82		6 6							
TOTALS		RPI 1-25		RPI 26-50		W-L RECORDS		RPI 51-100		RPI 101-150		RPI 150+											
4-3-1		0-0-1		0-2-0		OVERALL		1-1-0		0-0-0		3-0-0											
3-1-0		0-0-0		0-0-0		HOME		1-1-0		0-0-0		2-0-0											
1-2-0		0-0-0		0-2-0		AWAY		0-0-0		0-0-0		1-0-0											
0-0-1		0-0-1		0-0-0		NEUTRAL		0-0-0		0-0-0		0-0-0											
4-3-1		0-0-1		0-2-0		NON-CONFERENCE		1-1-0		0-0-0		3-0-0											
3-1-0		0-0-0		0-0-0		HOME		1-1-0		0-0-0		2-0-0											
1-2-0		0-0-0		0-0-		AWAY		0-0-0		0-0-0		1-0-0											
0-0-1		0-0-1		0-0-0		NEUTRAL		0-0-0		0-0-0		0-0-0											
0-0-0		0-0-0		0-0-0		CONFERENCE		0-0-0		0-0-0		0-0-0											
0-0-0		0-0-0		0-0-0		HOME		0-0-0		0-0-0		0-0-0											
0-0-0		0-0-0		0-0-0		AWAY		0-0-0		0-0-0		0-0-0											
0-0-0		0-0-0		0-0-0		NEUTRAL		0-0-0		0-0-0		0-0-0											
RPI	S	Opponent		Score		RPI	S	Opponent		Score		RPI	S	Opponent		Score		RPI	S	Opponent		Score	
10	N	Virginia Tech		1	1	37	A	Marquette		2	3	59	H	Illinois		4	5	204	A	Miami (OH)		3	2
						39	A	Kentucky		0	2	70	H	Butler		2	0	249	H	Morehead St.		7	2
																		268	H	UTSA		1	0
LAST 10 GAMES																							
						204	A	Miami (OH)		3	2	37	A	Marquette		2	3						
						39	A	Kentucky		0	2	268	H	UTSA		1	0						
						10	N	Virginia Tech		1	1	249	H	Morehead St.		7	2						
						59	H	Illinois		4	5												
						70	H	Butler		2	0												

Non-Div. I Games:

Louisville



Average RPI Win:		174	WON-LOST RECORD		WINNING PCT. RANK		LAST 10 GAMES		STRENGTH OF SCHEDULE		OPP. STRENGTH OF SCHEDULE		TEAM RPI		ADJ RPI		CONF. RPI		ADJ CONF. RPI				
DIV. I ONLY			6-2-2		.7	59	6-2-2		207		6		85		.56415		83		5		5		
DIV. I NON-CONF.			6-2-2		.7	59	6-2-2		198		6		86		.56415		83		5		5		
TOTALS		RPI 1-25		RPI 26-50			W-L RECORDS			RPI 51-100			RPI 101-150			RPI 150+							
6-2-2		0-1-1		0-1-1			OVERALL			1-0-0			1-0-0			4-0-0							
5-1-0		0-0-0		0-1-0			HOME			0-0-0			1-0-0			4-0-0							
0-0-2		0-0-1		0-0-1			AWAY			0-0-0			0-0-0			0-0-0							
1-1-0		0-1-0		0-0-0			NEUTRAL			1-0-0			0-0-0			0-0-0							
6-2-2		0-1-1		0-1-1			NON-CONFERENCE			1-0-0			1-0-0			4-0-0							
5-1-0		0-0-0		0-1-0			HOME			0-0-0			1-0-0			4-0-0							
0-0-2		0-0-1		0-1-			AWAY			0-0-0			0-0-0			0-0-0							
1-1-0		0-1-0		0-0-0			NEUTRAL			1-0-0			0-0-0			0-0-0							
0-0-0		0-0-0		0-0-0			CONFERENCE			0-0-0			0-0-0			0-0-0							
0-0-0		0-0-0		0-0-0			HOME			0-0-0			0-0-0			0-0-0							
0-0-0		0-0-0		0-0-0			AWAY			0-0-0			0-0-0			0-0-0							
0-0-0		0-0-0		0-0-0			NEUTRAL			0-0-0			0-0-0			0-0-0							
RPI	S	Opponent		Score		RPI	S	Opponent		Score		RPI	S	Opponent		Score							
4	N	North Carolina		2	4	39	H	Kentucky		2	4	69	N	Syracuse		2	1	144	H	Wright St.		4	1
7	A	Penn St.		2	2	44	A	Duke		1	1							184	H	Eastern Ky.		4	0
																		186	H	Richmond		2	0
																		213	H	Central Mich.		4	0
																		249	H	Morehead St.		2	0



Average RPI Win:		212	WON-LOST RECORD		WINNING PCT. RANK		LAST 10 GAMES		STRENGTH OF SCHEDULE		OPP. STRENGTH OF SCHEDULE		TEAM RPI		ADJ RPI		CONF. RPI		ADJ CONF. RPI	
DIV. I ONLY			4-2-2		.625 88		4-2-2		87		167		84		.56363 84		21		21	
DIV. I NON-CONF.			4-2-2		.625 94		4-2-2		83		167		85		.56363 84		20		20	
TOTALS		RPI 1-25		RPI 26-50		W-L RECORDS		RPI 51-100		RPI 101-150		RPI 150+								
4-2-2		0-1-0		1-0-0		OVERALL		0-1-1		0-0-0		3-0-1								
1-0-1		0-0-0		0-0-0		HOME		0-0-0		0-0-0		1-0-1								
3-1-1		0-0-0		1-0-0		AWAY		0-1-1		0-0-0		2-0-0								
0-1-0		0-1-0		0-0-0		NEUTRAL		0-0-0		0-0-0		0-0-0								
4-2-2		0-1-0		1-0-0		NON-CONFERENCE		0-1-1		0-0-0		3-0-1								
1-0-1		0-0-0		0-0-0		HOME		0-0-0		0-0-0		1-0-1								
3-1-1		0-0-0		1-0-		AWAY		0-1-1		0-0-0		2-0-0								
0-1-0		0-1-0		0-0-0		NEUTRAL		0-0-0		0-0-0		0-0-0								
0-0-0		0-0-0		0-0-0		CONFERENCE		0-0-0		0-0-0		0-0-0								
0-0-0		0-0-0		0-0-0		HOME		0-0-0		0-0-0		0-0-0								
0-0-0		0-0-0		0-0-0		AWAY		0-0-0		0-0-0		0-0-0								
0-0-0		0-0-0		0-0-0		NEUTRAL		0-0-0		0-0-0		0-0-0								
RPI	S	Opponent		Score		RPI	S	Opponent		Score		RPI	S	Opponent		Score				
22	N	Washington St.		0	1	46	A	Utah St.		1	0	54	A	Utah		0	4			
												57	A	Boise St.		0	0			
												182	H	UC Santa Barbara		1	1			
												248	A	Wyoming		3	2			
												252	A	Utah Valley		2	1			
												303	H	Idaho		3	0			
LAST 10 GAMES																				
252	A	Utah Valley		2	1	46	A	Utah St.		1	0	54	A	Utah		0	4			
182	H	UC Santa Barbara		1	1	57	A	Boise St.		0	0	248	A	Wyoming		3	2			
303	H	Idaho		3	0	22	N	Washington St.		0	1	22	N	Washington St.		0	1			
						57	A	Boise St.		0	0	57	A	Boise St.		0	0			

**Non-Div. I Games:**

Weber St.



Average RPI Win: 228		WON-LOST RECORD		WINNING PCT. RANK		LAST 10 GAMES		STRENGTH OF SCHEDULE		OPP. STRENGTH OF SCHEDULE		TEAM RPI		ADJ RPI		CONF. RPI		ADJ CONF. RPI	
DIV. I ONLY		5-3-0		.625 88		5-3-0		88		146		83		.56225 85		6		6	
DIV. I NON-CONF.		5-3-0		.625 94		5-3-0		85		145		83		.56225 86		6		6	
TOTALS		RPI 1-25		RPI 26-50		W-L RECORDS		RPI 51-100		RPI 101-150		RPI 150+							
5-3-0		0-2-0		0-1-0		OVERALL		0-0-0		1-0-0		4-0-0							
4-1-0		0-0-0		0-1-0		HOME		0-0-0		1-0-0		3-0-0							
1-2-0		0-2-0		0-0-0		AWAY		0-0-0		0-0-0		1-0-0							
0-0-0		0-0-0		0-0-0		NEUTRAL		0-0-0		0-0-0		0-0-0							
5-3-0		0-2-0		0-1-0		NON-CONFERENCE		0-0-0		1-0-0		4-0-0							
4-1-0		0-0-0		0-1-0		HOME		0-0-0		1-0-0		3-0-0							
1-2-0		0-2-0		0-0-		AWAY		0-0-0		0-0-0		1-0-0							
0-0-0		0-0-0		0-0-0		NEUTRAL		0-0-0		0-0-0		0-0-0							
0-0-0		0-0-0		0-0-0		CONFERENCE		0-0-0		0-0-0		0-0-0							
0-0-0		0-0-0		0-0-0		HOME		0-0-0		0-0-0		0-0-0							
0-0-0		0-0-0		0-0-0		AWAY		0-0-0		0-0-0		0-0-0							
0-0-0		0-0-0		0-0-0		NEUTRAL		0-0-0		0-0-0		0-0-0							
RPI	S	Opponent		Score		RPI	S	Opponent		Score		RPI	S	Opponent		Score			
15	A	South Carolina		0	2	34	H	Baylor		0	2	125	H	TCU		2	0		
23	A	Arkansas		2	3							194	A	Davidson		3	0		
												238	H	La.-Monroe		6	1		
												278	H	Colorado St.		4	0		
												305	H	Sam Houston St.		4	0		



Average RPI Win: 157		WON-LOST RECORD		WINNING PCT. RANK		LAST 10 GAMES		STRENGTH OF SCHEDULE		OPP. STRENGTH OF SCHEDULE		TEAM RPI		ADJ RPI		CONF. RPI		ADJ CONF. RPI					
DIV. I ONLY		3-6-1		.35 237		1-1-1		16		45		86		.56006 86		5		5					
DIV. I NON-CONF.		3-5-1		.38889 217		1-1-1		13		54		73		.57261 72		5		5					
TOTALS		RPI 1-25		RPI 26-50		W-L RECORDS		RPI 51-100		RPI 101-150		RPI 150+											
3-6-1		0-2-0		0-3-0		OVERALL		1-1-1		0-0-0		2-0-0											
2-1-0		0-0-0		0-0-0		HOME		1-1-0		0-0-0		1-0-0											
0-5-1		0-2-0		0-3-0		AWAY		0-0-1		0-0-0		0-0-0											
1-0-0		0-0-0		0-0-0		NEUTRAL		0-0-0		0-0-0		1-0-0											
3-5-1		0-2-0		0-2-0		NON-CONFERENCE		1-1-1		0-0-0		2-0-0											
2-1-0		0-0-0		0-0-0		HOME		1-1-0		0-0-0		1-0-0											
0-4-1		0-2-0		0-0-		AWAY		0-0-1		0-0-0		0-0-0											
1-0-0		0-0-0		0-0-0		NEUTRAL		0-0-0		0-0-0		1-0-0											
0-1-0		0-0-0		0-1-0		CONFERENCE		0-0-0		0-0-0		0-0-0											
0-0-0		0-0-0		0-0-0		HOME		0-0-0		0-0-0		0-0-0											
0-1-0		0-0-0		0-1-0		AWAY		0-0-0		0-0-0		0-0-0											
0-0-0		0-0-0		0-0-0		NEUTRAL		0-0-0		0-0-0		0-0-0											
RPI	S	Opponent		Score		RPI	S	Opponent		Score		RPI	S	Opponent		Score							
1	A	Florida St.		0	1	27	A	BYU		2	3	54	A	Utah		1	1	168	N	Kennesaw St.	2	0	
18	A	Florida		0	3	29	A	Tennessee		1	3	80	H	Oral Roberts		1	0	223	H	Texas St.	4	0	
						33	A	Oklahoma St.		1	4	93	H	North Texas		0	5						
LAST 10 GAMES																							
						223	H	Texas St.		4	0	80	H	Oral Roberts		1	0						
						54	A	Utah		1	1	1	A	Florida St.		0	1						
						27	A	BYU		2	3	18	A	Florida		0	3						
						93	H	North Texas		0	5	33	A	Oklahoma St.		1	4						
						29	A	Tennessee		1	3	168	N	Kennesaw St.		2	0						

Non-Div. I Games:

Oklahoma



Average RPI Win:	172	WON-LOST RECORD	WINNING PCT. RANK	LAST 10 GAMES	STRENGTH OF SCHEDULE	OPP. STRENGTH OF SCHEDULE	TEAM RPI	ADJ RPI	CONF. RPI	ADJ CONF. RPI
DIV. I ONLY		5-3-0	.625 88	5-3-0	103	120	87	.55773 87	12	12
DIV. I NON-CONF.		5-3-0	.625 94	5-3-0	99	118	89	.55773 89	12	12
<hr/>										
TOTALS	RPI 1-25	RPI 26-50		W-L RECORDS	RPI 51-100		RPI 101-150		RPI 150+	
5-3-0	0-1-0	0-1-0		OVERALL	0-0-0		2-0-0		3-1-0	
4-1-0	0-0-0	0-1-0		HOME	0-0-0		1-0-0		3-0-0	
1-2-0	0-1-0	0-0-0		AWAY	0-0-0		1-0-0		0-1-0	
0-0-0	0-0-0	0-0-0		NEUTRAL	0-0-0		0-0-0		0-0-0	
5-3-0	0-1-0	0-1-0		NON-CONFERENCE	0-0-0		2-0-0		3-1-0	
4-1-0	0-0-0	0-1-0		HOME	0-0-0		1-0-0		3-0-0	
1-2-0	0-1-0	0-0-		AWAY	0-0-0		1-0-0		0-1-0	
0-0-0	0-0-0	0-0-0		NEUTRAL	0-0-0		0-0-0		0-0-0	
0-0-0	0-0-0	0-0-0		CONFERENCE	0-0-0		0-0-0		0-0-0	
0-0-0	0-0-0	0-0-0		HOME	0-0-0		0-0-0		0-0-0	
0-0-0	0-0-0	0-0-0		AWAY	0-0-0		0-0-0		0-0-0	
0-0-0	0-0-0	0-0-0		NEUTRAL	0-0-0		0-0-0		0-0-0	
<hr/>										
RPI S	Opponent	Score		RPI S	Opponent	Score		RPI S	Opponent	Score
10 A	Virginia Tech	0	2	43 H	James Madison	2	3	111 H	Liberty	1 0
								119 A	Western Caro.	1 0
								166 H	Col. of Charleston	6 0
								171 H	UNC Wilmington	1 0
								194 A	Davidson	0 1
								294 H	Gardner-Webb	2 1
<hr/>										
LAST 10 GAMES										
194 A	Davidson	0	1	10 A	Virginia Tech	0	2			
166 H	Col. of Charleston	6	0	294 H	Gardner-Webb	2	1			
43 H	James Madison	2	3	171 H	UNC Wilmington	1	0			
119 A	Western Caro.	1	0	111 H	Liberty	1	0			

Non-Div. I Games:

Charlotte



Average RPI Win:		183	WON-LOST RECORD		WINNING PCT. RANK		LAST 10 GAMES		STRENGTH OF SCHEDULE		OPP. STRENGTH OF SCHEDULE		TEAM RPI		ADJ RPI		CONF. RPI		ADJ CONF. RPI	
DIV. I ONLY			2-6-0		.25 275		2-6-0		4		88		88		.55752 88		4		4	
DIV. I NON-CONF.			2-5-0		.28571 263		2-5-0		5		96		87		.55865 88		3		3	
TOTALS		RPI 1-25		RPI 26-50		W-L RECORDS		RPI 51-100		RPI 101-150		RPI 150+								
2-6-0		0-3-0		0-2-0		OVERALL		0-0-0		1-0-0		1-1-0								
2-1-0		0-0-0		0-0-0		HOME		0-0-0		1-0-0		1-1-0								
0-4-0		0-3-0		0-1-0		AWAY		0-0-0		0-0-0		0-0-0								
0-1-0		0-0-0		0-1-0		NEUTRAL		0-0-0		0-0-0		0-0-0								
2-5-0		0-2-0		0-2-0		NON-CONFERENCE		0-0-0		1-0-0		1-1-0								
2-1-0		0-0-0		0-0-0		HOME		0-0-0		1-0-0		1-1-0								
0-3-0		0-2-0		0-0-		AWAY		0-0-0		0-0-0		0-0-0								
0-1-0		0-0-0		0-1-0		NEUTRAL		0-0-0		0-0-0		0-0-0								
0-1-0		0-1-0		0-0-0		CONFERENCE		0-0-0		0-0-0		0-0-0								
0-0-0		0-0-0		0-0-0		HOME		0-0-0		0-0-0		0-0-0								
0-1-0		0-1-0		0-0-0		AWAY		0-0-0		0-0-0		0-0-0								
0-0-0		0-0-0		0-0-0		NEUTRAL		0-0-0		0-0-0		0-0-0								
RPI	S	Opponent		Score		RPI	S	Opponent		Score		RPI	S	Opponent		Score				
2	A	Wake Forest		0	3	30	N	Colorado		0	1	102	H	UAB		1	0			
18	A	Florida		0	3	40	A	Memphis		0	6	157	H	Mercer		1	2			
21	A	Denver		0	2							263	H	Georgia St.		2	1			
						LAST 10 GAMES														
						102	H	UAB		1	0	18	A	Florida		0	3			
						40	A	Memphis		0	6	263	H	Georgia St.		2	1			
						21	A	Denver		0	2	2	A	Wake Forest		0	3			
						30	N	Colorado		0	1									
						157	H	Mercer		1	2									

**Non-Div. I Games:**

Alabama



Average RPI Win:	150	WON-LOST RECORD	WINNING PCT. RANK	LAST 10 GAMES	STRENGTH OF SCHEDULE	OPP. STRENGTH OF SCHEDULE	TEAM RPI	ADJ RPI	CONF. RPI	ADJ CONF. RPI				
DIV. I ONLY		5-3-1	.61111	100	5-3-1	137	31	90	.55616	89	2	2		
DIV. I NON-CONF.		5-3-1	.61111	104	5-3-1	133	23	90	.55616	90	2	2		
<hr/>														
TOTALS	RPI 1-25	RPI 26-50		W-L RECORDS		RPI 51-100		RPI 101-150		RPI 150+				
5-3-1	0-0-1	0-1-0		OVERALL		0-2-0		4-0-0		1-0-0				
3-2-0	0-0-0	0-1-0		HOME		0-1-0		2-0-0		1-0-0				
1-0-0	0-0-0	0-0-0		AWAY		0-0-0		1-0-0		0-0-0				
1-1-1	0-0-1	0-0-0		NEUTRAL		0-1-0		1-0-0		0-0-0				
5-3-1	0-0-1	0-1-0		NON-CONFERENCE		0-2-0		4-0-0		1-0-0				
3-2-0	0-0-0	0-1-0		HOME		0-1-0		2-0-0		1-0-0				
1-0-0	0-0-0	0-0-		AWAY		0-0-0		1-0-0		0-0-0				
1-1-1	0-0-1	0-0-0		NEUTRAL		0-1-0		1-0-0		0-0-0				
0-0-0	0-0-0	0-0-0		CONFERENCE		0-0-0		0-0-0		0-0-0				
0-0-0	0-0-0	0-0-0		HOME		0-0-0		0-0-0		0-0-0				
0-0-0	0-0-0	0-0-0		AWAY		0-0-0		0-0-0		0-0-0				
0-0-0	0-0-0	0-0-0		NEUTRAL		0-0-0		0-0-0		0-0-0				
<hr/>														
RPI	S	Opponent	Score		RPI	S	Opponent	Score		RPI	S	Opponent	Score	
25	N	Ole Miss	1	1	48	H	Pepperdine	0	1	56	H	Cal St. Fullerton	1	2
					65	N	LSU	0	1	101	A	San Diego	4	2
										109	N	San Diego St.	4	1
										118	H	Cal St. Northridge	4	1
										150	H	Loyola Marymount	5	1
										272	H	Fla. Atlantic	2	0
<hr/>														
LAST 10 GAMES														
48	H	Pepperdine	0	1	56	H	Cal St. Fullerton	1	2					
65	N	LSU	0	1	272	H	Fla. Atlantic	2	0					
25	N	Ole Miss	1	1	150	H	Loyola Marymount	5	1					
118	H	Cal St. Northridge	4	1	109	N	San Diego St.	4	1					
101	A	San Diego	4	2										

**Non-Div. I Games:**

Southern California



Average RPI Win: 164		WON-LOST	WINNING	LAST 10	STRENGTH OF	OPP. STRENGTH	TEAM	ADJ	CONF.	ADJ CONF.				
Average RPI Loss: 20		RECORD	PCT. RANK	GAMES	SCHEDULE	OF SCHEDULE	RPI	RPI	RPI	RPI				
DIV. I ONLY		6-1-2	.77778	38	6-1-2	240	22	89	.55541	90	3	3		
DIV. I NON-CONF.		6-0-2	.875	18	6-0-2	278	26	84	.56127	87	4	4		
<hr/>														
TOTALS		RPI 1-25		RPI 26-50		W-L RECORDS		RPI 51-100		RPI 101-150		RPI 150+		
6-1-2		0-1-0		0-0-0		OVERALL		1-0-0		2-0-2		3-0-0		
3-0-2		0-0-0		0-0-0		HOME		0-0-0		1-0-2		2-0-0		
3-1-0		0-1-0		0-0-0		AWAY		1-0-0		1-0-0		1-0-0		
0-0-0		0-0-0		0-0-0		NEUTRAL		0-0-0		0-0-0		0-0-0		
6-0-2		0-0-0		0-0-0		NON-CONFERENCE		1-0-0		2-0-2		3-0-0		
3-0-2		0-0-0		0-0-0		HOME		0-0-0		1-0-2		2-0-0		
3-0-0		0-0-0		0-0-		AWAY		1-0-0		1-0-0		1-0-0		
0-0-0		0-0-0		0-0-0		NEUTRAL		0-0-0		0-0-0		0-0-0		
0-1-0		0-1-0		0-0-0		CONFERENCE		0-0-0		0-0-0		0-0-0		
0-0-0		0-0-0		0-0-0		HOME		0-0-0		0-0-0		0-0-0		
0-1-0		0-1-0		0-0-0		AWAY		0-0-0		0-0-0		0-0-0		
0-0-0		0-0-0		0-0-0		NEUTRAL		0-0-0		0-0-0		0-0-0		
RPI	S	Opponent		Score	RPI	S	Opponent		Score	RPI	S	Opponent		Score
20	A	Nebraska		0 1						81	A	Eastern Mich.		3 2
										109	H	San Diego St.		1 1
										114	H	Milwaukee		5 2
										126	A	Dayton		2 1
										131	H	Oakland		1 1
										160	H	Buffalo		2 0
										224	A	New Mexico		1 0
										277	H	Bowling Green		3 1

Non-Div. I Games:

Michigan St.



Average RPI Win: 221		WON-LOST	WINNING	LAST 10	STRENGTH OF		OPP. STRENGTH	TEAM	ADJ	CONF.	ADJ CONF.
Average RPI Loss: 49		RECORD	PCT. RANK	GAMES	SCHEDULE		OF SCHEDULE	RPI	RPI	RPI	RPI
DIV. I ONLY		4-2-2	.625 88	4-2-2	97		182	93	.55535 91	30	30
DIV. I NON-CONF.		3-2-2	.57143 123	3-2-2	47		126	68	.57689 67	30	30
TOTALS		RPI 1-25	RPI 26-50		W-L RECORDS		RPI 51-100		RPI 101-150		RPI 150+
4-2-2	0-1-0	0-0-0		OVERALL		1-1-1		0-0-1		3-0-0	
3-1-0	0-1-0	0-0-0		HOME		1-0-0		0-0-0		2-0-0	
1-1-2	0-0-0	0-0-0		AWAY		0-1-1		0-0-1		1-0-0	
0-0-0	0-0-0	0-0-0		NEUTRAL		0-0-0		0-0-0		0-0-0	
3-2-2	0-1-0	0-0-0		NON-CONFERENCE		1-1-1		0-0-1		2-0-0	
2-1-0	0-1-0	0-0-0		HOME		1-0-0		0-0-0		1-0-0	
1-1-2	0-0-0	0-0-0		AWAY		0-1-1		0-0-1		1-0-0	
0-0-0	0-0-0	0-0-0		NEUTRAL		0-0-0		0-0-0		0-0-0	
1-0-0	0-0-0	0-0-0		CONFERENCE		0-0-0		0-0-0		1-0-0	
1-0-0	0-0-0	0-0-0		HOME		0-0-0		0-0-0		1-0-0	
0-0-0	0-0-0	0-0-0		AWAY		0-0-0		0-0-0		0-0-0	
0-0-0	0-0-0	0-0-0		NEUTRAL		0-0-0		0-0-0		0-0-0	
RPI S	Opponent	Score		RPI S	Opponent	Score		RPI S	Opponent	Score	
22 H	Washington St.	1	3					57 H	Boise St.	2	1
								70 A	Butler	1	1
								75 A	Washington	0	5
								112 A	Purdue	2	2
								205 H	Cal Poly	4	0
								298 A	Eastern Wash.	2	0
								322 H	Grand Canyon	3	1
LAST 10 GAMES											
57 H	Boise St.	2	1	205 H	Cal Poly	4	0				
298 A	Eastern Wash.	2	0	322 H	Grand Canyon	3	1				
22 H	Washington St.	1	3	75 A	Washington	0	5				
				112 A	Purdue	2	2				
				70 A	Butler	1	1				

Non-Div. I Games:

Seattle



Average RPI Win: 229		WON-LOST	WINNING		LAST 10	STRENGTH OF		OPP. STRENGTH	TEAM	ADJ	CONF.	ADJ CONF.			
Average RPI Loss: 59		RECORD	PCT. RANK		GAMES	SCHEDULE		OF SCHEDULE	RPI	RPI	RPI	RPI			
DIV. I ONLY		5-3-0	.625	88	5-3-0	89		210	91	.55448	92	14	14		
DIV. I NON-CONF.		4-3-0	.57143	123	4-3-0	88		198	111	.54054	111	14	14		
TOTALS		RPI 1-25	RPI 26-50		W-L RECORDS		RPI 51-100		RPI 101-150		RPI 150+				
5-3-0		0-0-0	0-1-0		OVERALL		0-2-0		1-0-0		4-0-0				
2-0-0		0-0-0	0-0-0		HOME		0-0-0		0-0-0		2-0-0				
2-3-0		0-0-0	0-1-0		AWAY		0-2-0		1-0-0		1-0-0				
1-0-0		0-0-0	0-0-0		NEUTRAL		0-0-0		0-0-0		1-0-0				
4-3-0		0-0-0	0-1-0		NON-CONFERENCE		0-2-0		1-0-0		3-0-0				
1-0-0		0-0-0	0-0-0		HOME		0-0-0		0-0-0		1-0-0				
2-3-0		0-0-0	0-0-		AWAY		0-2-0		1-0-0		1-0-0				
1-0-0		0-0-0	0-0-0		NEUTRAL		0-0-0		0-0-0		1-0-0				
1-0-0		0-0-0	0-0-0		CONFERENCE		0-0-0		0-0-0		1-0-0				
1-0-0		0-0-0	0-0-0		HOME		0-0-0		0-0-0		1-0-0				
0-0-0		0-0-0	0-0-0		AWAY		0-0-0		0-0-0		0-0-0				
0-0-0		0-0-0	0-0-0		NEUTRAL		0-0-0		0-0-0		0-0-0				
RPI	S	Opponent	Score	RPI	S	Opponent	Score	RPI	S	Opponent	Score	RPI	S	Opponent	Score
				37	A	Marquette	0 1	69	A	Syracuse	0 1	138	A	Cornell	3 0
								71	A	DePaul	2 3	197	H	Lafayette	4 1
												250	H	Siena	3 0
												273	A	Vermont	1 0
												288	N	New Hampshire	2 0
LAST 10 GAMES															
				197	H	Lafayette	4 1	37	A	Marquette	0 1				
				71	A	DePaul	2 3	138	A	Cornell	3 0				
				288	N	New Hampshire	2 0	69	A	Syracuse	0 1				
								250	H	Siena	3 0				
								273	A	Vermont	1 0				

Non-Div. I Games:

Colgate



Average RPI Win:	201	WON-LOST	WINNING	LAST 10	STRENGTH OF	OPP. STRENGTH	TEAM	ADJ	CONF.	ADJ CONF.		
Average RPI Loss:	15	RECORD	PCT. RANK	GAMES	SCHEDULE	OF SCHEDULE	RPI	RPI	RPI	RPI		
DIV. I ONLY		6-3-0	.66667	71	6-3-0	173	41	92	.55426	93	12	12
DIV. I NON-CONF.		6-3-0	.66667	78	6-3-0	169	34	91	.55426	91	12	12
-----												
TOTALS	RPI 1-25	RPI 26-50		W-L RECORDS		RPI 51-100		RPI 101-150		RPI 150+		
6-3-0	0-2-0	0-1-0		OVERALL		1-0-0		2-0-0		3-0-0		
3-1-0	0-0-0	0-1-0		HOME		0-0-0		1-0-0		2-0-0		
3-1-0	0-1-0	0-0-0		AWAY		1-0-0		1-0-0		1-0-0		
0-1-0	0-1-0	0-0-0		NEUTRAL		0-0-0		0-0-0		0-0-0		
6-3-0	0-2-0	0-1-0		NON-CONFERENCE		1-0-0		2-0-0		3-0-0		
3-1-0	0-0-0	0-1-0		HOME		0-0-0		1-0-0		2-0-0		
3-1-0	0-1-0	0-0-		AWAY		1-0-0		1-0-0		1-0-0		
0-1-0	0-1-0	0-0-0		NEUTRAL		0-0-0		0-0-0		0-0-0		
0-0-0	0-0-0	0-0-0		CONFERENCE		0-0-0		0-0-0		0-0-0		
0-0-0	0-0-0	0-0-0		HOME		0-0-0		0-0-0		0-0-0		
0-0-0	0-0-0	0-0-0		AWAY		0-0-0		0-0-0		0-0-0		
0-0-0	0-0-0	0-0-0		NEUTRAL		0-0-0		0-0-0		0-0-0		
RPI	S	Opponent	Score	RPI	S	Opponent	Score	RPI	S	Opponent	Score	
2	A	Wake Forest	1 2	33	H	Oklahoma St.	1 2	86	A	Oklahoma	5 0	
10	N	Virginia Tech	2 4									

Non-Div. I Games:

North Texas



Average RPI Win:		160	WON-LOST RECORD		WINNING PCT. RANK		LAST 10 GAMES		STRENGTH OF SCHEDULE		OPP. STRENGTH OF SCHEDULE		TEAM RPI		ADJ RPI		CONF. RPI		ADJ CONF. RPI										
DIV. I ONLY			6-3-1		.65 84		6-3-1		172		44		98		.55319 94		5		5										
DIV. I NON-CONF.			6-3-1		.65 90		6-3-1		168		38		96		.55319 92		5		5										
TOTALS		RPI 1-25		RPI 26-50		W-L RECORDS		RPI 51-100		RPI 101-150		RPI 150+																	
6-3-1		1-0-0		0-1-0		OVERALL		1-0-1		1-2-0		3-0-0																	
5-0-1		1-0-0		0-0-0		HOME		1-0-1		1-0-0		2-0-0																	
1-3-0		0-0-0		0-1-0		AWAY		0-0-0		0-2-0		1-0-0																	
0-0-0		0-0-0		0-0-0		NEUTRAL		0-0-0		0-0-0		0-0-0																	
6-3-1		1-0-0		0-1-0		NON-CONFERENCE		1-0-1		1-2-0		3-0-0																	
5-0-1		1-0-0		0-0-0		HOME		1-0-1		1-0-0		2-0-0																	
1-3-0		0-0-0		0-0-		AWAY		0-0-0		0-2-0		1-0-0																	
0-0-0		0-0-0		0-0-0		NEUTRAL		0-0-0		0-0-0		0-0-0																	
0-0-0		0-0-0		0-0-0		CONFERENCE		0-0-0		0-0-0		0-0-0																	
0-0-0		0-0-0		0-0-0		HOME		0-0-0		0-0-0		0-0-0																	
0-0-0		0-0-0		0-0-0		AWAY		0-0-0		0-0-0		0-0-0																	
0-0-0		0-0-0		0-0-0		NEUTRAL		0-0-0		0-0-0		0-0-0																	
RPI	S	Opponent		Score		RPI	S	Opponent		Score		RPI	S	Opponent		Score													
13	H	Georgia		2 0		36	A	Colorado Col.		0 2		60	H	Samford		2 0		106	A	Oregon		1 2							
																		63	H	South Fla.		1 1		135	H	Illinois St.		2 1	
																								145	A	Oregon St.		0 1	
																								223	H	Texas St.		3 0	
																								262	A	Air Force		3 1	
																								268	H	UTSA		3 0	
</																													

Non-Div. I Games:

Texas



Average RPI Win: 183		WON-LOST	WINNING	LAST 10	STRENGTH OF		OPP. STRENGTH	TEAM	ADJ	CONF.	ADJ CONF.
Average RPI Loss: 87		RECORD	PCT. RANK	GAMES	SCHEDULE		OF SCHEDULE	RPI	RPI	RPI	RPI
DIV. I ONLY		5-3-1	.61111	100	5-3-1		111	113	94	.55216	95
DIV. I NON-CONF.		5-3-1	.61111	104	5-3-1		109	110	92	.55216	93
TOTALS		RPI 1-25	RPI 26-50		W-L RECORDS		RPI 51-100		RPI 101-150		RPI 150+
5-3-1	0-0-0	0-1-0		OVERALL		0-1-0		1-1-1		4-0-0	
5-0-0	0-0-0	0-0-0		HOME		0-0-0		1-0-0		4-0-0	
0-2-1	0-0-0	0-1-0		AWAY		0-0-0		0-1-1		0-0-0	
0-1-0	0-0-0	0-0-0		NEUTRAL		0-1-0		0-0-0		0-0-0	
5-3-1	0-0-0	0-1-0		NON-CONFERENCE		0-1-0		1-1-1		4-0-0	
5-0-0	0-0-0	0-0-0		HOME		0-0-0		1-0-0		4-0-0	
0-2-1	0-0-0	0-0-		AWAY		0-0-0		0-1-1		0-0-0	
0-1-0	0-0-0	0-0-0		NEUTRAL		0-1-0		0-0-0		0-0-0	
0-0-0	0-0-0	0-0-0		CONFERENCE		0-0-0		0-0-0		0-0-0	
0-0-0	0-0-0	0-0-0		HOME		0-0-0		0-0-0		0-0-0	
0-0-0	0-0-0	0-0-0		AWAY		0-0-0		0-0-0		0-0-0	
0-0-0	0-0-0	0-0-0		NEUTRAL		0-0-0		0-0-0		0-0-0	
RPI S	Opponent	Score	RPI S	Opponent	Score	RPI S	Opponent	Score	RPI S	Opponent	Score
			30 A	Colorado	0 4	98 N	Northern Colo.	0 1	121 A	Seton Hall	2 2
									133 A	Yale	0 1
									134 H	Wagner	2 1
									155 H	Fairfield	2 0
									162 H	Fairleigh Dickinson	6 0
									212 H	NJIT	2 1
									250 H	Siena	3 1
LAST 10 GAMES											
			98 N	Northern Colo.	0 1	212 H	NJIT	2 1			
			30 A	Colorado	0 4	155 H	Fairfield	2 0			
			134 H	Wagner	2 1	162 H	Fairleigh Dickinson	6 0			
			250 H	Siena	3 1	121 A	Seton Hall	2 2			
			133 A	Yale	0 1						

Non-Div. I Games:

Stony Brook



Average RPI Win: 218		WON-LOST RECORD	WINNING PCT. RANK		LAST 10 GAMES	STRENGTH OF SCHEDULE	OPP. STRENGTH OF SCHEDULE	TEAM RPI	ADJ RPI	CONF. RPI	ADJ CONF. RPI						
Average RPI Loss: 16																	
DIV. I ONLY		8-1-0	.88889	8	8-1-0	274	131	95	.55122	96	3	3					
DIV. I NON-CONF.		8-0-0	1	1	8-0-0	311	158	100	.5479	101	4	4					
<hr/>																	
TOTALS		RPI 1-25		RPI 26-50		W-L RECORDS		RPI 51-100		RPI 101-150		RPI 150+					
8-1-0		0-1-0		0-0-0		OVERALL		0-0-0		2-0-0		6-0-0					
5-1-0		0-1-0		0-0-0		HOME		0-0-0		2-0-0		3-0-0					
2-0-0		0-0-0		0-0-0		AWAY		0-0-0		0-0-0		2-0-0					
1-0-0		0-0-0		0-0-0		NEUTRAL		0-0-0		0-0-0		1-0-0					
8-0-0		0-0-0		0-0-0		NON-CONFERENCE		0-0-0		2-0-0		6-0-0					
5-0-0		0-0-0		0-0-0		HOME		0-0-0		2-0-0		3-0-0					
2-0-0		0-0-0		0-0-		AWAY		0-0-0		0-0-0		2-0-0					
1-0-0		0-0-0		0-0-0		NEUTRAL		0-0-0		0-0-0		1-0-0					
0-1-0		0-1-0		0-0-0		CONFERENCE		0-0-0		0-0-0		0-0-0					
0-1-0		0-1-0		0-0-0		HOME		0-0-0		0-0-0		0-0-0					
0-0-0		0-0-0		0-0-0		AWAY		0-0-0		0-0-0		0-0-0					
0-0-0		0-0-0		0-0-0		NEUTRAL		0-0-0		0-0-0		0-0-0					
RPI	S	Opponent		Score		RPI	S	Opponent		Score		RPI	S	Opponent		Score	
16	H	Michigan		1 2								110	H	Iowa St.		3 0	
												144	H	Wright St.		1 0	
												159	N	UC Davis		1 0	
												179	H	Saint Louis		3 2	
												209	H	Western Mich.		3 1	
												307	A	Pacific		2 0	
												311	A	Drake		1 0	
												321	H	UNI		2 1	

Non-Div. I Games:

Iowa



Average RPI Win: 215		WON-LOST RECORD	WINNING PCT. RANK		LAST 10 GAMES	STRENGTH OF SCHEDULE	OPP. STRENGTH OF SCHEDULE	TEAM RPI	ADJ RPI	CONF. RPI	ADJ CONF. RPI						
Average RPI Loss: 34																	
DIV. I ONLY		6-3-0	.66667	71	6-3-0	163	78	97	.55106	97	9	9					
DIV. I NON-CONF.		6-3-0	.66667	78	6-3-0	159	71	95	.55106	94	9	9					
<hr/>																	
TOTALS		RPI 1-25		RPI 26-50		W-L RECORDS		RPI 51-100		RPI 101-150		RPI 150+					
6-3-0		0-1-0		0-1-0		OVERALL		1-1-0		0-0-0		5-0-0					
3-1-0		0-0-0		0-1-0		HOME		1-0-0		0-0-0		2-0-0					
3-1-0		0-1-0		0-0-0		AWAY		0-0-0		0-0-0		3-0-0					
0-1-0		0-0-0		0-0-0		NEUTRAL		0-1-0		0-0-0		0-0-0					
6-3-0		0-1-0		0-1-0		NON-CONFERENCE		1-1-0		0-0-0		5-0-0					
3-1-0		0-0-0		0-1-0		HOME		1-0-0		0-0-0		2-0-0					
3-1-0		0-1-0		0-0-		AWAY		0-0-0		0-0-0		3-0-0					
0-1-0		0-0-0		0-0-0		NEUTRAL		0-1-0		0-0-0		0-0-0					
0-0-0		0-0-0		0-0-0		CONFERENCE		0-0-0		0-0-0		0-0-0					
0-0-0		0-0-0		0-0-0		HOME		0-0-0		0-0-0		0-0-0					
0-0-0		0-0-0		0-0-0		AWAY		0-0-0		0-0-0		0-0-0					
0-0-0		0-0-0		0-0-0		NEUTRAL		0-0-0		0-0-0		0-0-0					
RPI	S	Opponent		Score		RPI	S	Opponent		Score		RPI	S	Opponent		Score	
7	A	Penn St.		1	2	26	H	Boston College		5	6	64	H	Monmouth		2	1
												69	N	Syracuse		2	3
												154	A	Saint Joseph's		2	0
												236	A	St. Bonaventure		1	0
												255	H	Marist		3	0
												270	H	North Dakota St.		3	1
												310	A	Albany (NY)		6	0
<hr/>																	
LAST 10 GAMES																	
						64	H	Monmouth		2	1	154	A	Saint Joseph's		2	0
						310	A	Albany (NY)		6	0	236	A	St. Bonaventure		1	0
						255	H	Marist		3	0	7	A	Penn St.		1	2
						26	H	Boston College		5	6	69	N	Syracuse		2	3
						270	H	North Dakota St.		3	1						

Non-Div. I Games:

Hofstra



Average RPI Win: 220		WON-LOST	WINNING	LAST 10	STRENGTH OF	OPP. STRENGTH	TEAM	ADJ	CONF.	ADJ CONF.													
Average RPI Loss: 52		RECORD	PCT. RANK	GAMES	SCHEDULE	OF SCHEDULE	RPI	RPI	RPI	RPI													
DIV. I ONLY		4-3-2	.55556	131	4-3-2	70	186	96	.54988	98	21	21											
DIV. I NON-CONF.		4-3-2	.55556	137	4-3-2	68	187	94	.54988	96	20	20											
<hr/>																							
TOTALS		RPI 1-25		RPI 26-50		W-L RECORDS		RPI 51-100		RPI 101-150		RPI 150+											
4-3-2		0-1-0		0-1-0		OVERALL		1-0-0		0-1-1		3-0-1											
1-0-1		0-0-0		0-0-0		HOME		0-0-0		0-0-0		1-0-1											
2-1-0		0-0-0		0-0-0		AWAY		0-0-0		0-1-0		2-0-0											
1-2-1		0-1-0		0-1-0		NEUTRAL		1-0-0		0-0-1		0-0-0											
4-3-2		0-1-0		0-1-0		NON-CONFERENCE		1-0-0		0-1-1		3-0-1											
1-0-1		0-0-0		0-0-0		HOME		0-0-0		0-0-0		1-0-1											
2-1-0		0-0-0		0-0-		AWAY		0-0-0		0-1-0		2-0-0											
1-2-1		0-1-0		0-1-0		NEUTRAL		1-0-0		0-0-1		0-0-0											
0-0-0		0-0-0		0-0-0		CONFERENCE		0-0-0		0-0-0		0-0-0											
0-0-0		0-0-0		0-0-0		HOME		0-0-0		0-0-0		0-0-0											
0-0-0		0-0-0		0-0-0		AWAY		0-0-0		0-0-0		0-0-0											
0-0-0		0-0-0		0-0-0		NEUTRAL		0-0-0		0-0-0		0-0-0											
RPI	S	Opponent		Score		RPI	S	Opponent		Score		RPI	S	Opponent		Score							
21	N	Denver		0 3		30	N	Colorado		0 3		95	N	Stony Brook		1 0							
												105	A	Creighton		1	4						
												115	N	UNLV		1	1						
												239	H	New Mexico St.		0	0						
												248	A	Wyoming		1	0						
												262	H	Air Force		1	0						
												274	A	Neb. Omaha		4	0						
LAST 10 GAMES																							
239 H New Mexico St.						0 0						95 N Stony Brook						1 0					
262 H Air Force						1 0						115 N UNLV						1 1					
105 A Creighton						1 4						248 A Wyoming						1 0					
274 A Neb. Omaha						4 0						30 N Colorado						0 3					
21 N Denver						0 3																	

Non-Div. I Games:

Northern Colo.



Average RPI Win: 120		WON-LOST	WINNING	LAST 10	STRENGTH OF SCHEDULE	OPP. STRENGTH OF SCHEDULE	TEAM RPI	ADJ RPI	CONF. RPI	ADJ CONF. RPI			
Average RPI Loss: 107		RECORD	PCT. RANK	GAMES									
DIV. I ONLY		3-4-2	.44444	185	3-4-2	53	77	106	.54948	99	4	4	
DIV. I NON-CONF.		3-3-2	.5	148	3-3-2	49	94	88	.56353	85	3	3	
<hr/>													
TOTALS		RPI 1-25		RPI 26-50		W-L RECORDS		RPI 51-100		RPI 101-150		RPI 150+	
3-4-2		0-0-0		1-0-1		OVERALL		1-2-0		0-1-1		1-1-0	
1-3-1		0-0-0		0-0-1		HOME		0-1-0		0-1-0		1-1-0	
2-1-0		0-0-0		1-0-0		AWAY		1-1-0		0-0-0		0-0-0	
0-0-1		0-0-0		0-0-0		NEUTRAL		0-0-0		0-0-1		0-0-0	
3-3-2		0-0-0		1-0-1		NON-CONFERENCE		1-1-0		0-1-1		1-1-0	
1-2-1		0-0-0		0-0-1		HOME		0-0-0		0-1-0		1-1-0	
2-1-0		0-0-0		1-0-		AWAY		1-1-0		0-0-0		0-0-0	
0-0-1		0-0-0		0-0-0		NEUTRAL		0-0-0		0-0-1		0-0-0	
0-1-0		0-0-0		0-0-0		CONFERENCE		0-1-0		0-0-0		0-0-0	
0-1-0		0-0-0		0-0-0		HOME		0-1-0		0-0-0		0-0-0	
0-0-0		0-0-0		0-0-0		AWAY		0-0-0		0-0-0		0-0-0	
0-0-0		0-0-0		0-0-0		NEUTRAL		0-0-0		0-0-0		0-0-0	
RPI	S	Opponent	Score	RPI	S	Opponent	Score	RPI	S	Opponent	Score		
				33	H	Oklahoma St.	2 2	58	A	Wisconsin	4 3	102 H UAB	1 3
				40	A	Memphis	2 1	60	A	Samford	2 3	114 N Milwaukee	4 4
								65	H	LSU	1 2	201 H Rice	2 3
												263 H Georgia St.	4 0
LAST 10 GAMES													
				58	A	Wisconsin	4 3	65	H	LSU	1 2		
				201	H	Rice	2 3	263	H	Georgia St.	4 0		
				40	A	Memphis	2 1	60	A	Samford	2 3		
				33	H	Oklahoma St.	2 2	114	N	Milwaukee	4 4		
				102	H	UAB	1 3						

Non-Div. I Games:

Vanderbilt



Average RPI Win:		200	WON-LOST		WINNING		LAST 10		STRENGTH OF		OPP. STRENGTH		TEAM	ADJ		CONF.	ADJ CONF.	
Average RPI Loss:		71	RECORD		PCT. RANK		GAMES		SCHEDULE		OF SCHEDULE		RPI	RPI		RPI	RPI	
DIV. I ONLY			5-4-1		.55		137	5-4-1	76		149		100	.54943		100	5	5
DIV. I NON-CONF.			5-4-1		.55		142	5-4-1	72		148		98	.54943		97	5	5
TOTALS		RPI 1-25		RPI 26-50			W-L RECORDS			RPI 51-100			RPI 101-150			RPI 150+		
5-4-1		0-1-0		0-1-0			OVERALL			0-0-1			2-2-0			3-0-0		
3-2-0		0-0-0		0-0-0			HOME			0-0-0			2-2-0			1-0-0		
2-2-0		0-1-0		0-1-0			AWAY			0-0-0			0-0-0			2-0-0		
0-0-1		0-0-0		0-0-0			NEUTRAL			0-0-1			0-0-0			0-0-0		
5-4-1		0-1-0		0-1-0			NON-CONFERENCE			0-0-1			2-2-0			3-0-0		
3-2-0		0-0-0		0-0-0			HOME			0-0-0			2-2-0			1-0-0		
2-2-0		0-1-0		0-0-			AWAY			0-0-0			0-0-0			2-0-0		
0-0-1		0-0-0		0-0-0			NEUTRAL			0-0-1			0-0-0			0-0-0		
0-0-0		0-0-0		0-0-0			CONFERENCE			0-0-0			0-0-0			0-0-0		
0-0-0		0-0-0		0-0-0			HOME			0-0-0			0-0-0			0-0-0		
0-0-0		0-0-0		0-0-0			AWAY			0-0-0			0-0-0			0-0-0		
0-0-0		0-0-0		0-0-0			NEUTRAL			0-0-0			0-0-0			0-0-0		
RPI	S	Opponent		Score		RPI	S	Opponent		Score		RPI	S	Opponent		Score		
23	A	Arkansas		0	1	41	A	Arizona St.		0	4	66	N	Arizona		1	1	
												101	H	San Diego		0	2	
												112	H	Purdue		4	1	
												120	H	San Francisco		0	1	
												135	H	Illinois St.		2	0	
												200	A	Missouri St.		1	0	
												245	A	South Dakota St.		2	1	
												307	H	Pacific		3	0	
LAST 10 GAMES																		
66 N Arizona						1	1	135 H Illinois St.						2	0			
112 H Purdue						4	1	245 A South Dakota St.						2	1			
200 A Missouri St.						1	0	120 H San Francisco						0	1			
307 H Pacific						3	0	101 H San Diego						0	2			
23 A Arkansas						0	1	41 A Arizona St.						0	4			



Average RPI Win: 137		WON-LOST RECORD		WINNING PCT. RANK		LAST 10 GAMES		STRENGTH OF SCHEDULE		OPP. STRENGTH OF SCHEDULE		TEAM RPI		ADJ RPI		CONF. RPI		ADJ CONF. RPI	
DIV. I ONLY		6-4-0		.6 113		6-4-0		149		32		102		.54878 101		8		8	
DIV. I NON-CONF.		6-4-0		.6 111		6-4-0		144		24		101		.54878 98		8		8	
TOTALS		RPI 1-25		RPI 26-50		W-L RECORDS		RPI 51-100		RPI 101-150		RPI 150+							
6-4-0		0-1-0		0-0-0		OVERALL		2-2-0		3-1-0		1-0-0							
3-1-0		0-0-0		0-0-0		HOME		1-1-0		1-0-0		1-0-0							
2-2-0		0-0-0		0-0-0		AWAY		1-1-0		1-1-0		0-0-0							
1-1-0		0-1-0		0-0-0		NEUTRAL		0-0-0		1-0-0		0-0-0							
6-4-0		0-1-0		0-0-0		NON-CONFERENCE		2-2-0		3-1-0		1-0-0							
3-1-0		0-0-0		0-0-0		HOME		1-1-0		1-0-0		1-0-0							
2-2-0		0-0-0		0-0-		AWAY		1-1-0		1-1-0		0-0-0							
1-1-0		0-1-0		0-0-0		NEUTRAL		0-0-0		1-0-0		0-0-0							
0-0-0		0-0-0		0-0-0		CONFERENCE		0-0-0		0-0-0		0-0-0							
0-0-0		0-0-0		0-0-0		HOME		0-0-0		0-0-0		0-0-0							
0-0-0		0-0-0		0-0-0		AWAY		0-0-0		0-0-0		0-0-0							
0-0-0		0-0-0		0-0-0		NEUTRAL		0-0-0		0-0-0		0-0-0							
RPI S	Opponent	Score		RPI S	Opponent	Score		RPI S	Opponent	Score		RPI S	Opponent	Score					
20 N	Nebraska	1	2					52 H	UC Irvine	1	0	109 A	San Diego St.	0	3				
								67 A	Texas A&M	1	6	118 A	Cal St. Northridge	2	0				
								89 H	Southern California	2	4	118 H	Cal St. Northridge	3	1				
								100 A	Kansas	2	0	139 N	Missouri	2	1				
												296 H	San Jose St.	5	1				
LAST 10 GAMES																			
67 A	Texas A&M	1	6	118 A	Cal St. Northridge	2	0												
118 H	Cal St. Northridge	3	1	109 A	San Diego St.	0	3												
52 H	UC Irvine	1	0	20 N	Nebraska	1	2												
89 H	Southern California	2	4	100 A	Kansas	2	0												
296 H	San Jose St.	5	1	139 N	Missouri	2	1												

Non-Div. I Games:

San Diego



Average RPI Win: 215		WON-LOST RECORD	WINNING PCT. RANK	LAST 10 GAMES	STRENGTH OF SCHEDULE	OPP. STRENGTH OF SCHEDULE	TEAM RPI	ADJ RPI	CONF. RPI	ADJ CONF. RPI	
Average RPI Loss: 57											
DIV. I ONLY		7-2-0	.77778 38	7-2-0	211	145	101	.54848 102	12	12	
DIV. I NON-CONF.		7-2-0	.77778 44	7-2-0	204	144	99	.54848 99	12	12	
<hr/>											
TOTALS		RPI 1-25	RPI 26-50		W-L RECORDS		RPI 51-100		RPI 101-150		RPI 150+
7-2-0		0-1-0	0-0-0		OVERALL		1-1-0		2-0-0		4-0-0
2-1-0		0-1-0	0-0-0		HOME		0-0-0		1-0-0		1-0-0
4-1-0		0-0-0	0-0-0		AWAY		1-1-0		1-0-0		2-0-0
1-0-0		0-0-0	0-0-0		NEUTRAL		0-0-0		0-0-0		1-0-0
<hr/>											
7-2-0		0-1-0	0-0-0		NON-CONFERENCE		1-1-0		2-0-0		4-0-0
2-1-0		0-1-0	0-0-0		HOME		0-0-0		1-0-0		1-0-0
4-1-0		0-0-0	0-0-		AWAY		1-1-0		1-0-0		2-0-0
1-0-0		0-0-0	0-0-0		NEUTRAL		0-0-0		0-0-0		1-0-0
<hr/>											
0-0-0		0-0-0	0-0-0		CONFERENCE		0-0-0		0-0-0		0-0-0
0-0-0		0-0-0	0-0-0		HOME		0-0-0		0-0-0		0-0-0
0-0-0		0-0-0	0-0-0		AWAY		0-0-0		0-0-0		0-0-0
0-0-0		0-0-0	0-0-0		NEUTRAL		0-0-0		0-0-0		0-0-0
<hr/>											
RPI S	Opponent	Score		RPI S	Opponent	Score		RPI S	Opponent	Score	
25 H	Ole Miss	2	5					88 A	Alabama	0	1
								99 A	Vanderbilt	3	1
								122 H	South Ala.	3	2
								137 A	Coastal Caro.	3	1
								251 A	UALR	3	1
								276 H	Troy	6	2
								295 A	South Carolina St.	3	2
								324 N	Francis Marion	2	0
<hr/>											
LAST 10 GAMES											
295 A	South Carolina St.	3	2	251 A	UALR	3	1				
324 N	Francis Marion	2	0	88 A	Alabama	0	1				
25 H	Ole Miss	2	5	137 A	Coastal Caro.	3	1				
99 A	Vanderbilt	3	1	122 H	South Ala.	3	2				
				276 H	Troy	6	2				

Non-Div. I Games:

UAB



UTEP				Through Games Of Sept. 22, 2013													
Average RPI Win:		232	WON-LOST RECORD	WINNING PCT. RANK	LAST 10 GAMES	STRENGTH OF SCHEDULE	OPP. STRENGTH OF SCHEDULE	TEAM RPI	ADJ RPI		CONF. RPI	ADJ CONF. RPI					
Average RPI Loss:		57															
DIV. I ONLY			7-2-0	.77778	38	7-2-0	197	188	99	.548	103	12	12				
DIV. I NON-CONF.			7-2-0	.77778	44	7-2-0	191	190	97	.548	100	12	12				
-----																	
TOTALS		RPI 1-25		RPI 26-50		W-L RECORDS		RPI 51-100		RPI 101-150		RPI 150+					
7-2-0		0-0-0		0-1-0		OVERALL		0-1-0		0-0-0		7-0-0					
3-2-0		0-0-0		0-1-0		HOME		0-1-0		0-0-0		3-0-0					
4-0-0		0-0-0		0-0-0		AWAY		0-0-0		0-0-0		4-0-0					
0-0-0		0-0-0		0-0-0		NEUTRAL		0-0-0		0-0-0		0-0-0					
7-2-0		0-0-0		0-1-0		NON-CONFERENCE		0-1-0		0-0-0		7-0-0					
3-2-0		0-0-0		0-1-0		HOME		0-1-0		0-0-0		3-0-0					
4-0-0		0-0-0		0-0-		AWAY		0-0-0		0-0-0		4-0-0					
0-0-0		0-0-0		0-0-0		NEUTRAL		0-0-0		0-0-0		0-0-0					
0-0-0		0-0-0		0-0-0		CONFERENCE		0-0-0		0-0-0		0-0-0					
0-0-0		0-0-0		0-0-0		HOME		0-0-0		0-0-0		0-0-0					
0-0-0		0-0-0		0-0-0		AWAY		0-0-0		0-0-0		0-0-0					
0-0-0		0-0-0		0-0-0		NEUTRAL		0-0-0		0-0-0		0-0-0					
RPI	S	Opponent		Score		RPI	S	Opponent		Score		RPI	S	Opponent		Score	
						46	H	Utah St.		0	1	68	H	Stephen F. Austin		1	2
												180	A	Northern Ariz.		4	3
												218	A	Southern Utah		2	1
												223	A	Texas St.		1	0
												237	A	Houston Baptist		1	0
												243	H	UC Riverside		2	0
												252	H	Utah Valley		3	2
												274	H	Neb. Omaha		2	0
-----																	
LAST 10 GAMES																	
						218	A	Southern Utah		2	1	180	A	Northern Ariz.		4	3
						46	H	Utah St.		0	1	223	A	Texas St.		1	0
						274	H	Neb. Omaha		2	0	237	A	Houston Baptist		1	0
						252	H	Utah Valley		3	2	68	H	Stephen F. Austin		1	2
												243	H	UC Riverside		2	0

Non-Div. I Games: Abilene Christian 1 1

UTEP



Average RPI Win: 242		WON-LOST RECORD		WINNING PCT. RANK		LAST 10 GAMES		STRENGTH OF SCHEDULE		OPP. STRENGTH OF SCHEDULE		TEAM RPI		ADJ RPI		CONF. RPI		ADJ CONF. RPI	
DIV. I ONLY		5-1-1		.78571 37		5-1-1		196		233		103		.54606 104		28		28	
DIV. I NON-CONF.		5-1-1		.78571 40		5-1-1		190		233		102		.54606 102		28		28	
TOTALS		RPI 1-25		RPI 26-50		W-L RECORDS		RPI 51-100		RPI 101-150		RPI 150+							
5-1-1		0-0-0		0-0-0		OVERALL		0-0-0		0-0-1		5-1-0							
1-0-0		0-0-0		0-0-0		HOME		0-0-0		0-0-0		1-0-0							
4-1-1		0-0-0		0-0-0		AWAY		0-0-0		0-0-1		4-1-0							
0-0-0		0-0-0		0-0-0		NEUTRAL		0-0-0		0-0-0		0-0-0							
5-1-1		0-0-0		0-0-0		NON-CONFERENCE		0-0-0		0-0-1		5-1-0							
1-0-0		0-0-0		0-0-0		HOME		0-0-0		0-0-0		1-0-0							
4-1-1		0-0-0		0-0-		AWAY		0-0-0		0-0-1		4-1-0							
0-0-0		0-0-0		0-0-0		NEUTRAL		0-0-0		0-0-0		0-0-0							
0-0-0		0-0-0		0-0-0		CONFERENCE		0-0-0		0-0-0		0-0-0							
0-0-0		0-0-0		0-0-0		HOME		0-0-0		0-0-0		0-0-0							
0-0-0		0-0-0		0-0-0		AWAY		0-0-0		0-0-0		0-0-0							
0-0-0		0-0-0		0-0-0		NEUTRAL		0-0-0		0-0-0		0-0-0							
RPI	S	Opponent		Score		RPI	S	Opponent		Score		RPI	S	Opponent		Score			
</																			



Average RPI Win:	225	WON-LOST RECORD	WINNING PCT. RANK	LAST 10 GAMES	STRENGTH OF SCHEDULE	OPP. STRENGTH OF SCHEDULE	TEAM RPI	ADJ RPI	CONF. RPI	ADJ CONF. RPI	
DIV. I ONLY		7-2-0	.77778 38	7-2-0	216	164	104	.54566 105	7	7	
DIV. I NON-CONF.		7-2-0	.77778 44	7-2-0	209	165	103	.54566 103	7	7	
<hr/>											
TOTALS	RPI 1-25	RPI 26-50		W-L RECORDS	RPI 51-100		RPI 101-150		RPI 150+		
7-2-0	0-0-0	0-1-0		OVERALL	1-1-0		0-0-0		6-0-0		
6-0-0	0-0-0	0-0-0		HOME	1-0-0		0-0-0		5-0-0		
1-2-0	0-0-0	0-1-0		AWAY	0-1-0		0-0-0		1-0-0		
0-0-0	0-0-0	0-0-0		NEUTRAL	0-0-0		0-0-0		0-0-0		
<hr/>											
7-2-0	0-0-0	0-1-0		NON-CONFERENCE	1-1-0		0-0-0		6-0-0		
6-0-0	0-0-0	0-0-0		HOME	1-0-0		0-0-0		5-0-0		
1-2-0	0-0-0	0-0-		AWAY	0-1-0		0-0-0		1-0-0		
0-0-0	0-0-0	0-0-0		NEUTRAL	0-0-0		0-0-0		0-0-0		
<hr/>											
0-0-0	0-0-0	0-0-0		CONFERENCE	0-0-0		0-0-0		0-0-0		
0-0-0	0-0-0	0-0-0		HOME	0-0-0		0-0-0		0-0-0		
0-0-0	0-0-0	0-0-0		AWAY	0-0-0		0-0-0		0-0-0		
0-0-0	0-0-0	0-0-0		NEUTRAL	0-0-0		0-0-0		0-0-0		
<hr/>											
RPI S	Opponent	Score	RPI S	Opponent	Score	RPI S	Opponent	Score	RPI S	Opponent	Score
			46 A	Utah St.	0 3	57 A	Boise St.	1 2	176 A	UMKC	1 0
						98 H	Northern Colo.	4 1	215 H	South Dakota	4 0
									229 H	Montana	2 1
									274 H	Neb. Omaha	3 2
									282 H	North Dakota	6 0
									303 H	Idaho	6 1
<hr/>											
			LAST 10 GAMES								
			274 H	Neb. Omaha	3 2	98 H	Northern Colo.	4 1			
			229 H	Montana	2 1	282 H	North Dakota	6 0			
			215 H	South Dakota	4 0	57 A	Boise St.	1 2			
			176 A	UMKC	1 0	46 A	Utah St.	0 3			
			303 H	Idaho	6 1						

**Non-Div. I Games:**

Creighton



Average RPI Win: 135		WON-LOST RECORD	WINNING PCT. RANK		LAST 10 GAMES	STRENGTH OF SCHEDULE	OPP. STRENGTH OF SCHEDULE	TEAM RPI	ADJ RPI	CONF. RPI	ADJ CONF. RPI						
Average RPI Loss: 66																	
DIV. I ONLY		2-4-2	.375	225	2-4-2	27	106	105	.5454	106	2	2					
DIV. I NON-CONF.		2-4-2	.375	226	2-4-2	20	104	104	.5454	104	2	2					
<hr/>																	
TOTALS		RPI 1-25		RPI 26-50		W-L RECORDS		RPI 51-100		RPI 101-150		RPI 150+					
2-4-2		0-1-0		0-0-1		OVERALL		1-2-0		0-1-1		1-0-0					
2-4-2		0-1-0		0-0-1		HOME		1-2-0		0-1-1		1-0-0					
0-0-0		0-0-0		0-0-0		AWAY		0-0-0		0-0-0		0-0-0					
0-0-0		0-0-0		0-0-0		NEUTRAL		0-0-0		0-0-0		0-0-0					
2-4-2		0-1-0		0-0-1		NON-CONFERENCE		1-2-0		0-1-1		1-0-0					
2-4-2		0-1-0		0-0-1		HOME		1-2-0		0-1-1		1-0-0					
0-0-0		0-0-0		0-0-		AWAY		0-0-0		0-0-0		0-0-0					
0-0-0		0-0-0		0-0-0		NEUTRAL		0-0-0		0-0-0		0-0-0					
0-0-0		0-0-0		0-0-0		CONFERENCE		0-0-0		0-0-0		0-0-0					
0-0-0		0-0-0		0-0-0		HOME		0-0-0		0-0-0		0-0-0					
0-0-0		0-0-0		0-0-0		AWAY		0-0-0		0-0-0		0-0-0					
0-0-0		0-0-0		0-0-0		NEUTRAL		0-0-0		0-0-0		0-0-0					
RPI	S	Opponent		Score		RPI	S	Opponent		Score		RPI	S	Opponent		Score	
24	H	Portland		1	2	27	H	BYU		0	0	52	H	UC Irvine		1	2
												58	H	Wisconsin		1	2
												94	H	Texas		2	1
												120	H	San Francisco		1	1
												130	H	Hawaii		0	1
												175	H	Portland St.		3	0
<hr/>																	
LAST 10 GAMES																	
						27	H	BYU		0	0	120	H	San Francisco		1	1
						52	H	UC Irvine		1	2	24	H	Portland		1	2
						130	H	Hawaii		0	1	175	H	Portland St.		3	0
						94	H	Texas		2	1						
						58	H	Wisconsin		1	2						

Non-Div. I Games:

Oregon



Average RPI Win:	213	WON-LOST	WINNING	LAST 10	STRENGTH OF	OPP. STRENGTH	TEAM	ADJ	CONF.	ADJ CONF.		
Average RPI Loss:	0	RECORD	PCT. RANK	GAMES	SCHEDULE	OF SCHEDULE	RPI	RPI	RPI	RPI		
DIV. I ONLY		4-0-2	.83333	20	4-0-2	259	135	107	.5431	107	11	11
DIV. I NON-CONF.		4-0-2	.83333	25	4-0-2	259	134	105	.5431	105	11	11
-----												
TOTALS	RPI 1-25	RPI 26-50		W-L RECORDS		RPI 51-100		RPI 101-150		RPI 150+		
4-0-2	0-0-0	0-0-1		OVERALL		0-0-0		1-0-0		3-0-1		
3-0-0	0-0-0	0-0-0		HOME		0-0-0		1-0-0		2-0-0		
1-0-2	0-0-0	0-0-1		AWAY		0-0-0		0-0-0		1-0-1		
0-0-0	0-0-0	0-0-0		NEUTRAL		0-0-0		0-0-0		0-0-0		
4-0-2	0-0-0	0-0-1		NON-CONFERENCE		0-0-0		1-0-0		3-0-1		
3-0-0	0-0-0	0-0-0		HOME		0-0-0		1-0-0		2-0-0		
1-0-2	0-0-0	0-1-		AWAY		0-0-0		0-0-0		1-0-1		
0-0-0	0-0-0	0-0-0		NEUTRAL		0-0-0		0-0-0		0-0-0		
0-0-0	0-0-0	0-0-0		CONFERENCE		0-0-0		0-0-0		0-0-0		
0-0-0	0-0-0	0-0-0		HOME		0-0-0		0-0-0		0-0-0		
0-0-0	0-0-0	0-0-0		AWAY		0-0-0		0-0-0		0-0-0		
0-0-0	0-0-0	0-0-0		NEUTRAL		0-0-0		0-0-0		0-0-0		
RPI	S	Opponent	Score	RPI	S	Opponent	Score	RPI	S	Opponent	Score	
				28	A	William & Mary	0 0					
								116	H	Drexel	1 0	
								154	A	Saint Joseph's	1 0	
								265	H	Mt. St. Mary's	4 0	
								283	A	Old Dominion	2 2	
								315	H	Saint Peter's	4 0	
LAST 10 GAMES												
				116	H	Drexel	1 0	283	A	Old Dominion	2 2	
				265	H	Mt. St. Mary's	4 0	28	A	William & Mary	0 0	
				315	H	Saint Peter's	4 0	154	A	Saint Joseph's	1 0	

Non-Div. I Games:

Penn



Average RPI Win:		159	WON-LOST RECORD		WINNING PCT. RANK		LAST 10 GAMES		STRENGTH OF SCHEDULE		OPP. STRENGTH OF SCHEDULE		TEAM RPI		ADJ RPI		CONF. RPI		ADJ CONF. RPI	
DIV. I ONLY			4-4-0		.5 145		4-4-0		83		71		108		.54176 108		13		13	
DIV. I NON-CONF.			4-4-0		.5 148		4-4-0		80		65		106		.54176 106		13		13	
TOTALS		RPI 1-25		RPI 26-50		W-L RECORDS		RPI 51-100		RPI 101-150		RPI 150+								
4-4-0		0-1-0		0-1-0		OVERALL		0-1-0		2-1-0		2-0-0								
0-2-0		0-1-0		0-0-0		HOME		0-0-0		0-1-0		0-0-0								
3-1-0		0-0-0		0-1-0		AWAY		0-0-0		2-0-0		1-0-0								
1-1-0		0-0-0		0-0-0		NEUTRAL		0-1-0		0-0-0		1-0-0								
4-4-0		0-1-0		0-1-0		NON-CONFERENCE		0-1-0		2-1-0		2-0-0								
0-2-0		0-1-0		0-0-0		HOME		0-0-0		0-1-0		0-0-0								
3-1-0		0-0-0		0-0-		AWAY		0-0-0		2-0-0		1-0-0								
1-1-0		0-0-0		0-0-0		NEUTRAL		0-1-0		0-0-0		1-0-0								
0-0-0		0-0-0		0-0-0		CONFERENCE		0-0-0		0-0-0		0-0-0								
0-0-0		0-0-0		0-0-0		HOME		0-0-0		0-0-0		0-0-0								
0-0-0		0-0-0		0-0-0		AWAY		0-0-0		0-0-0		0-0-0								
0-0-0		0-0-0		0-0-0		NEUTRAL		0-0-0		0-0-0		0-0-0								
RPI	S	Opponent		Score		RPI	S	Opponent		Score		RPI	S	Opponent		Score				
13	H	Georgia		0 1		43	A	James Madison		0 2		75	N	Washington		0 1				
												111	H	Liberty		0 1				
												130	A	Hawaii		1 0				
												143	A	High Point		3 1				
												171	N	UNC Wilmington		2 0				
												191	A	East Carolina		1 0				
						LAST 10 GAMES														
						43	A	James Madison		0 2		13	H	Georgia		0 1				
						111	H	Liberty		0 1		143	A	High Point		3 1				
						130	A	Hawaii		1 0		171	N	UNC Wilmington		2 0				
												191	A	East Carolina		1 0				
												75	N	Washington		0 1				

**Non-Div. I Games:**

UNC Greensboro






Average RPI Win:		134	WON-LOST RECORD		WINNING PCT. RANK		LAST 10 GAMES		STRENGTH OF SCHEDULE		OPP. STRENGTH OF SCHEDULE		TEAM RPI		ADJ RPI		CONF. RPI		ADJ CONF. RPI	
DIV. I ONLY			2-5-2		.33333 240		2-5-2		22		83		109		.54169 109		16		16	
DIV. I NON-CONF.			2-5-2		.33333 242		2-5-2		16		78		107		.54169 107		16		16	
TOTALS		RPI 1-25		RPI 26-50		W-L RECORDS		RPI 51-100		RPI 101-150		RPI 150+								
2-5-2		0-3-0		0-1-0		OVERALL		0-1-1		1-0-0		1-0-1								
2-1-1		0-1-0		0-0-0		HOME		0-0-0		1-0-0		1-0-1								
0-3-1		0-2-0		0-1-0		AWAY		0-0-1		0-0-0		0-0-0								
0-1-0		0-0-0		0-0-0		NEUTRAL		0-1-0		0-0-0		0-0-0								
2-5-2		0-3-0		0-1-0		NON-CONFERENCE		0-1-1		1-0-0		1-0-1								
2-1-1		0-1-0		0-0-0		HOME		0-0-0		1-0-0		1-0-1								
0-3-1		0-2-0		0-0-		AWAY		0-0-1		0-0-0		0-0-0								
0-1-0		0-0-0		0-0-0		NEUTRAL		0-1-0		0-0-0		0-0-0								
0-0-0		0-0-0		0-0-0		CONFERENCE		0-0-0		0-0-0		0-0-0								
0-0-0		0-0-0		0-0-0		HOME		0-0-0		0-0-0		0-0-0								
0-0-0		0-0-0		0-0-0		AWAY		0-0-0		0-0-0		0-0-0								
0-0-0		0-0-0		0-0-0		NEUTRAL		0-0-0		0-0-0		0-0-0								
RPI	S	Opponent		Score		RPI	S	Opponent		Score		RPI	S	Opponent		Score				
11	A	UCLA		0	2	48	A	Pepperdine		0	2	89	N	Southern California		1	4			
16	A	Michigan		1	3							90	A	Michigan St.		1	1			
24	H	Portland		1	2									195 H Houston		0	0			

**Non-Div. I Games:**

San Diego St.



I  
o  
w  
a  
s  
t  
.

 Tie,  Loss,  Non-Conf, S Site, H Home, A Away, N Neutral Page 110



Average RPI Win:	174	WON-LOST RECORD	WINNING PCT. RANK	LAST 10 GAMES	STRENGTH OF SCHEDULE	OPP. STRENGTH OF SCHEDULE	TEAM RPI	ADJ RPI	CONF. RPI	ADJ CONF. RPI	
DIV. I ONLY		5-3-0	.625 88	5-3-0	152	82	111	.54127 111	26	25	
DIV. I NON-CONF.		5-3-0	.625 94	5-3-0	147	77	110	.54127 110	26	25	
<hr/>											
TOTALS	RPI 1-25	RPI 26-50		W-L RECORDS	RPI 51-100		RPI 101-150		RPI 150+		
5-3-0	0-0-0	0-1-0		OVERALL	0-1-0		2-1-0		3-0-0		
2-1-0	0-0-0	0-1-0		HOME	0-0-0		0-0-0		2-0-0		
3-2-0	0-0-0	0-0-0		AWAY	0-1-0		2-1-0		1-0-0		
0-0-0	0-0-0	0-0-0		NEUTRAL	0-0-0		0-0-0		0-0-0		
5-3-0	0-0-0	0-1-0		NON-CONFERENCE	0-1-0		2-1-0		3-0-0		
2-1-0	0-0-0	0-1-0		HOME	0-0-0		0-0-0		2-0-0		
3-2-0	0-0-0	0-0-		AWAY	0-1-0		2-1-0		1-0-0		
0-0-0	0-0-0	0-0-0		NEUTRAL	0-0-0		0-0-0		0-0-0		
0-0-0	0-0-0	0-0-0		CONFERENCE	0-0-0		0-0-0		0-0-0		
0-0-0	0-0-0	0-0-0		HOME	0-0-0		0-0-0		0-0-0		
0-0-0	0-0-0	0-0-0		AWAY	0-0-0		0-0-0		0-0-0		
0-0-0	0-0-0	0-0-0		NEUTRAL	0-0-0		0-0-0		0-0-0		
RPI S	Opponent	Score	RPI S	Opponent	Score	RPI S	Opponent	Score	RPI S	Opponent	Score
			49 H	Marshall	0 1	87 A	Charlotte	0 1	108 A	UNC Greensboro	1 0
									116 A	Drexel	3 0
									129 A	Elon	0 2
									154 A	Saint Joseph's	3 0
									210 H	American	2 0
									283 H	Old Dominion	2 0
			LAST 10 GAMES								
			129 A	Elon	0 2	210 H	American	2 0			
			49 H	Marshall	0 1	283 H	Old Dominion	2 0			
			108 A	UNC Greensboro	1 0	87 A	Charlotte	0 1			
			154 A	Saint Joseph's	3 0						
			116 A	Drexel	3 0						

Non-Div. I Games:

Liberty



Average RPI Win: 229		WON-LOST	WINNING	LAST 10	STRENGTH OF		OPP. STRENGTH	TEAM	ADJ	CONF.	ADJ CONF.						
Average RPI Loss: 78		RECORD	PCT. RANK	GAMES	SCHEDULE		OF SCHEDULE	RPI	RPI	RPI	RPI						
DIV. I ONLY		5-3-1	.61111	100	5-3-1		121	193	112	.5377	112	3	3				
DIV. I NON-CONF.		5-2-1	.6875	64	5-2-1		162	188	109	.54128	109	4	4				
-----																	
TOTALS		RPI 1-25		RPI 26-50		W-L RECORDS		RPI 51-100		RPI 101-150		RPI 150+					
5-3-1		0-0-0		0-0-0		OVERALL		0-3-1		1-0-0		4-0-0					
4-2-1		0-0-0		0-0-0		HOME		0-2-1		1-0-0		3-0-0					
1-1-0		0-0-0		0-0-0		AWAY		0-1-0		0-0-0		1-0-0					
0-0-0		0-0-0		0-0-0		NEUTRAL		0-0-0		0-0-0		0-0-0					
5-2-1		0-0-0		0-0-0		NON-CONFERENCE		0-2-1		1-0-0		4-0-0					
4-1-1		0-0-0		0-0-0		HOME		0-1-1		1-0-0		3-0-0					
1-1-0		0-0-0		0-0-		AWAY		0-1-0		0-0-0		1-0-0					
0-0-0		0-0-0		0-0-0		NEUTRAL		0-0-0		0-0-0		0-0-0					
0-1-0		0-0-0		0-0-0		CONFERENCE		0-1-0		0-0-0		0-0-0					
0-1-0		0-0-0		0-0-0		HOME		0-1-0		0-0-0		0-0-0					
0-0-0		0-0-0		0-0-0		AWAY		0-0-0		0-0-0		0-0-0					
0-0-0		0-0-0		0-0-0		NEUTRAL		0-0-0		0-0-0		0-0-0					
RPI	S	Opponent	Score	RPI	S	Opponent	Score	RPI	S	Opponent	Score	RPI	S	Opponent	Score		
								58	H	Wisconsin	1	3	147	H	Dartmouth	5	3
								77	H	Xavier	3	4	204	A	Miami (OH)	4	3
								91	H	Seattle	2	2	227	H	Akron	5	0
								100	A	Kansas	1	4	260	H	IPFW	2	0
													306	H	Northern Ill.	4	1

Non-Div. I Games:

Purdue



Average RPI Win:		229	WON-LOST RECORD		WINNING PCT. RANK		LAST 10 GAMES		STRENGTH OF SCHEDULE		OPP. STRENGTH OF SCHEDULE		TEAM RPI		ADJ RPI		CONF. RPI		ADJ CONF. RPI	
DIV. I ONLY			3-4-2		.44444 185		3-4-2		59		115		113		.53731 113		7		7	
DIV. I NON-CONF.			3-4-2		.44444 188		3-4-2		56		112		112		.53731 112		7		7	
TOTALS		RPI 1-25		RPI 26-50		W-L RECORDS		RPI 51-100		RPI 101-150		RPI 150+								
3-4-2		0-2-0		0-1-0		OVERALL		0-1-0		0-0-1		3-0-1								
3-1-1		0-0-0		0-0-0		HOME		0-1-0		0-0-0		3-0-1								
0-3-1		0-2-0		0-1-0		AWAY		0-0-0		0-0-1		0-0-0								
0-0-0		0-0-0		0-0-0		NEUTRAL		0-0-0		0-0-0		0-0-0								
3-4-2		0-2-0		0-1-0		NON-CONFERENCE		0-1-0		0-0-1		3-0-1								
3-1-1		0-0-0		0-0-0		HOME		0-1-0		0-0-0		3-0-1								
0-3-1		0-2-0		0-0-		AWAY		0-0-0		0-0-1		0-0-0								
0-0-0		0-0-0		0-0-0		NEUTRAL		0-0-0		0-0-0		0-0-0								
0-0-0		0-0-0		0-0-0		CONFERENCE		0-0-0		0-0-0		0-0-0								
0-0-0		0-0-0		0-0-0		HOME		0-0-0		0-0-0		0-0-0								
0-0-0		0-0-0		0-0-0		AWAY		0-0-0		0-0-0		0-0-0								
0-0-0		0-0-0		0-0-0		NEUTRAL		0-0-0		0-0-0		0-0-0								
RPI	S	Opponent		Score		RPI	S	Opponent		Score		RPI	S	Opponent		Score				
12	A	Rutgers		1	2	43	A	James Madison		2	3	51	H	La Salle		0	1			
14	A	Maryland		2	4									116 A Drexel		1	1			
														183 H Radford		1	1			
														186 H Richmond		3	0			
														244 H Saint Francis (PA)		2	1			
														258 H Lehigh		2	0			
						LAST 10 GAMES														
						186	H	Richmond		3	0	12	A	Rutgers		1	2			
						43	A	James Madison		2	3	244	H	Saint Francis (PA)		2	1			
						258	H	Lehigh		2	0	51	H	La Salle		0	1			
						116	A	Drexel		1	1	183	H	Radford		1	1			
						14	A	Maryland		2	4									

**Non-Div. I Games:**

Villanova



Average RPI Win:	170	WON-LOST RECORD	WINNING PCT. RANK	LAST 10 GAMES	STRENGTH OF SCHEDULE	OPP. STRENGTH OF SCHEDULE	TEAM RPI	ADJ RPI	CONF. RPI	ADJ CONF. RPI	
DIV. I ONLY		2-6-1	.27778 269	2-6-1	10	144	114	.53553 114	17	17	
DIV. I NON-CONF.		2-6-1	.27778 269	2-6-1	9	142	113	.53553 113	17	17	
<hr/>											
TOTALS	RPI 1-25	RPI 26-50		W-L RECORDS	RPI 51-100		RPI 101-150		RPI 150+		
2-6-1	0-1-0	0-1-0		OVERALL	0-4-1		1-0-0		1-0-0		
0-2-0	0-0-0	0-1-0		HOME	0-1-0		0-0-0		0-0-0		
2-4-0	0-1-0	0-0-0		AWAY	0-3-0		1-0-0		1-0-0		
0-0-1	0-0-0	0-0-0		NEUTRAL	0-0-1		0-0-0		0-0-0		
<hr/>											
2-6-1	0-1-0	0-1-0		NON-CONFERENCE	0-4-1		1-0-0		1-0-0		
0-2-0	0-0-0	0-1-0		HOME	0-1-0		0-0-0		0-0-0		
2-4-0	0-1-0	0-0-		AWAY	0-3-0		1-0-0		1-0-0		
0-0-1	0-0-0	0-0-0		NEUTRAL	0-0-1		0-0-0		0-0-0		
<hr/>											
0-0-0	0-0-0	0-0-0		CONFERENCE	0-0-0		0-0-0		0-0-0		
0-0-0	0-0-0	0-0-0		HOME	0-0-0		0-0-0		0-0-0		
0-0-0	0-0-0	0-0-0		AWAY	0-0-0		0-0-0		0-0-0		
0-0-0	0-0-0	0-0-0		NEUTRAL	0-0-0		0-0-0		0-0-0		
<hr/>											
RPI S	Opponent	Score	RPI S	Opponent	Score	RPI S	Opponent	Score	RPI S	Opponent	Score
16 A	Michigan	0 3	38 H	Indiana	1 3	55 H	Miami (FL)	1 2	135 A	Illinois St.	2 1
						58 A	Wisconsin	0 3	204 A	Miami (OH)	4 3
						71 A	DePaul	0 1			
						90 A	Michigan St.	2 5			
						99 N	Vanderbilt	4 4			
<hr/>											
			LAST 10 GAMES								
			71 A DePaul			0 1	135 A Illinois St.			2 1	
			55 H Miami (FL)			1 2	58 A Wisconsin			0 3	
			38 H Indiana			1 3	204 A Miami (OH)			4 3	
			90 A Michigan St.			2 5	99 N Vanderbilt			4 4	
			16 A Michigan			0 3					

**Non-Div. I Games:**

Milwaukee



Average RPI Win: 260		WON-LOST RECORD		WINNING PCT. RANK		LAST 10 GAMES		STRENGTH OF SCHEDULE		OPP. STRENGTH OF SCHEDULE		TEAM RPI		ADJ RPI		CONF. RPI		ADJ CONF. RPI				
Average RPI Loss: 35																						
DIV. I ONLY		5-3-2		.6 113		5-3-2		120		197		115		.53439 115		16		16				
DIV. I NON-CONF.		5-3-2		.6 111		5-3-2		117		200		114		.53439 114		16		16				
TOTALS		RPI 1-25		RPI 26-50		W-L RECORDS		RPI 51-100		RPI 101-150		RPI 150+										
5-3-2		0-1-0		0-1-0		OVERALL		0-1-1		0-0-0		5-0-1										
2-0-0		0-0-0		0-0-0		HOME		0-0-0		0-0-0		2-0-0										
3-3-1		0-1-0		0-1-0		AWAY		0-1-0		0-0-0		3-0-1										
0-0-1		0-0-0		0-0-0		NEUTRAL		0-0-1		0-0-0		0-0-0										
5-3-2		0-1-0		0-1-0		NON-CONFERENCE		0-1-1		0-0-0		5-0-1										
2-0-0		0-0-0		0-0-0		HOME		0-0-0		0-0-0		2-0-0										
3-3-1		0-1-0		0-0-		AWAY		0-1-0		0-0-0		3-0-1										
0-0-1		0-0-0		0-0-0		NEUTRAL		0-0-1		0-0-0		0-0-0										
0-0-0		0-0-0		0-0-0		CONFERENCE		0-0-0		0-0-0		0-0-0										
0-0-0		0-0-0		0-0-0		HOME		0-0-0		0-0-0		0-0-0										
0-0-0		0-0-0		0-0-0		AWAY		0-0-0		0-0-0		0-0-0										
0-0-0		0-0-0		0-0-0		NEUTRAL		0-0-0		0-0-0		0-0-0										
RPI	S	Opponent		Score		RPI	S	Opponent		Score		RPI	S	Opponent		Score						
22	A	Washington St.		0	2	30	A	Colorado		1	3	52	A	UC Irvine		0	2	175	H	Portland St.	5	0
												98	N	Northern Colo.		1	1	180	A	Northern Ariz.	0	0
																		243	A	UC Riverside	3	2
																		281	H	LIU Brooklyn	3	2
																		299	A	Sacramento St.	1	0
																		303	A	Idaho	1	0



Average RPI Win:		224	WON-LOST RECORD		WINNING PCT. RANK		LAST 10 GAMES		STRENGTH OF SCHEDULE		OPP. STRENGTH OF SCHEDULE		TEAM RPI		ADJ RPI		CONF. RPI		ADJ CONF. RPI				
DIV. I ONLY			4-4-1	.5	145	4-4-1		96		117		116		.52953		116	9	9					
DIV. I NON-CONF.			4-4-1	.5	148	4-4-1		94		114		115		.52953		115	9	9					
TOTALS		RPI 1-25		RPI 26-50		W-L RECORDS		RPI 51-100		RPI 101-150		RPI 150+											
4-4-1		0-1-0		0-1-0		OVERALL		0-0-0		1-2-1		3-0-0											
2-1-1		0-0-0		0-0-0		HOME		0-0-0		0-1-1		2-0-0											
2-3-0		0-1-0		0-1-0		AWAY		0-0-0		1-1-0		1-0-0											
0-0-0		0-0-0		0-0-0		NEUTRAL		0-0-0		0-0-0		0-0-0											
4-4-1		0-1-0		0-1-0		NON-CONFERENCE		0-0-0		1-2-1		3-0-0											
2-1-1		0-0-0		0-0-0		HOME		0-0-0		0-1-1		2-0-0											
2-3-0		0-1-0		0-0-		AWAY		0-0-0		1-1-0		1-0-0											
0-0-0		0-0-0		0-0-0		NEUTRAL		0-0-0		0-0-0		0-0-0											
0-0-0		0-0-0		0-0-0		CONFERENCE		0-0-0		0-0-0		0-0-0											
0-0-0		0-0-0		0-0-0		HOME		0-0-0		0-0-0		0-0-0											
0-0-0		0-0-0		0-0-0		AWAY		0-0-0		0-0-0		0-0-0											
0-0-0		0-0-0		0-0-0		NEUTRAL		0-0-0		0-0-0		0-0-0											
RPI	S	Opponent		Score		RPI	S	Opponent		Score		RPI	S	Opponent		Score							
12	A	Rutgers		0	1	36	A	Colorado Col.		0	3			107	A	Penn		0	1				
														111	H	Liberty		0	3				
														113	H	Villanova		1	1				
														146	A	UMBC		3	0				
														234	H	Longwood		1	0				
														255	H	Marist		2	1				
														262	A	Air Force		1	0				
						LAST 10 GAMES																	
						146	A	UMBC		3	0	262	A	Air Force		1	0						
						113	H	Villanova		1	1	36	A	Colorado Col.		0	3						
						255	H	Marist		2	1	107	A	Penn		0	1						
						12	A	Rutgers		0	1	234	H	Longwood		1	0						
												111	H	Liberty		0	3						

Non-Div. I Games:

Drexel



Average RPI Win: 253		WON-LOST RECORD	WINNING PCT. RANK		LAST 10 GAMES	STRENGTH OF SCHEDULE	OPP. STRENGTH OF SCHEDULE	TEAM RPI	ADJ RPI		CONF. RPI	ADJ CONF. RPI					
Average RPI Loss: 40																	
DIV. I ONLY		4-2-0	.66667	71	4-2-0	195	127	117	.52936	117	11	11					
DIV. I NON-CONF.		4-2-0	.66667	78	4-2-0	189	124	116	.52936	116	11	11					
<hr/>																	
TOTALS		RPI 1-25		RPI 26-50		W-L RECORDS		RPI 51-100		RPI 101-150		RPI 150+					
4-2-0		0-1-0		0-0-0		OVERALL		0-1-0		0-0-0		4-0-0					
2-1-0		0-0-0		0-0-0		HOME		0-1-0		0-0-0		2-0-0					
2-1-0		0-1-0		0-0-0		AWAY		0-0-0		0-0-0		2-0-0					
0-0-0		0-0-0		0-0-0		NEUTRAL		0-0-0		0-0-0		0-0-0					
4-2-0		0-1-0		0-0-0		NON-CONFERENCE		0-1-0		0-0-0		4-0-0					
2-1-0		0-0-0		0-0-0		HOME		0-1-0		0-0-0		2-0-0					
2-1-0		0-1-0		0-0-		AWAY		0-0-0		0-0-0		2-0-0					
0-0-0		0-0-0		0-0-0		NEUTRAL		0-0-0		0-0-0		0-0-0					
0-0-0		0-0-0		0-0-0		CONFERENCE		0-0-0		0-0-0		0-0-0					
0-0-0		0-0-0		0-0-0		HOME		0-0-0		0-0-0		0-0-0					
0-0-0		0-0-0		0-0-0		AWAY		0-0-0		0-0-0		0-0-0					
0-0-0		0-0-0		0-0-0		NEUTRAL		0-0-0		0-0-0		0-0-0					
RPI	S	Opponent		Score		RPI	S	Opponent		Score		RPI	S	Opponent		Score	
19	A	UCF		0 2								211	A	Massachusetts		2 1	
												254	H	Northeastern		2 1	
												271	A	Quinnipiac		1 0	
												275	H	Sacred Heart		2 0	



Average RPI Win:	158	WON-LOST RECORD	WINNING PCT. RANK	LAST 10 GAMES	STRENGTH OF SCHEDULE	OPP. STRENGTH OF SCHEDULE	TEAM RPI	ADJ RPI	CONF. RPI	ADJ CONF. RPI	
DIV. I ONLY		4-6-0	.4 213	4-6-0	62	96	122	.52821 118	10	10	
DIV. I NON-CONF.		4-6-0	.4 213	4-6-0	59	91	122	.52821 117	10	10	
<hr/>											
TOTALS	RPI 1-25	RPI 26-50		W-L RECORDS	RPI 51-100		RPI 101-150		RPI 150+		
4-6-0	0-1-0	0-2-0		OVERALL	1-1-0		1-2-0		2-0-0		
3-1-0	0-0-0	0-0-0		HOME	1-0-0		1-1-0		1-0-0		
1-5-0	0-1-0	0-2-0		AWAY	0-1-0		0-1-0		1-0-0		
0-0-0	0-0-0	0-0-0		NEUTRAL	0-0-0		0-0-0		0-0-0		
4-6-0	0-1-0	0-2-0		NON-CONFERENCE	1-1-0		1-2-0		2-0-0		
3-1-0	0-0-0	0-0-0		HOME	1-0-0		1-1-0		1-0-0		
1-5-0	0-1-0	0-0-		AWAY	0-1-0		0-1-0		1-0-0		
0-0-0	0-0-0	0-0-0		NEUTRAL	0-0-0		0-0-0		0-0-0		
0-0-0	0-0-0	0-0-0		CONFERENCE	0-0-0		0-0-0		0-0-0		
0-0-0	0-0-0	0-0-0		HOME	0-0-0		0-0-0		0-0-0		
0-0-0	0-0-0	0-0-0		AWAY	0-0-0		0-0-0		0-0-0		
0-0-0	0-0-0	0-0-0		NEUTRAL	0-0-0		0-0-0		0-0-0		
RPI S	Opponent	Score	RPI S	Opponent	Score	RPI S	Opponent	Score	RPI S	Opponent	Score
11 A	UCLA	0 3	31 A	Texas Tech	1 3	74 H	Tulsa	1 0	101 A	San Diego	1 3
			41 A	Arizona St.	0 2	89 A	Southern California	1 4	101 H	San Diego	0 2
									145 H	Oregon St.	3 1
									195 H	Houston	2 1
									216 A	Fresno St.	2 1
<hr/>											
LAST 10 GAMES											
			101 H	San Diego	0 2	195 H	Houston	2 1			
			74 H	Tulsa	1 0	101 A	San Diego	1 3			
			216 A	Fresno St.	2 1	89 A	Southern California	1 4			
			145 H	Oregon St.	3 1	11 A	UCLA	0 3			
			31 A	Texas Tech	1 3	41 A	Arizona St.	0 2			

**Non-Div. I Games:**

Cal St. Northridge



Average RPI Win: 175		WON-LOST RECORD		WINNING PCT. RANK		LAST 10 GAMES		STRENGTH OF SCHEDULE		OPP. STRENGTH OF SCHEDULE		TEAM RPI		ADJ RPI		CONF. RPI		ADJ CONF. RPI	
DIV. I ONLY		5-2-1		.6875 64		5-2-1		208		161		119		.5273 119		13		13	
DIV. I NON-CONF.		5-2-1		.6875 64		5-2-1		199		162		119		.5273 119		13		13	
TOTALS		RPI 1-25		RPI 26-50		W-L RECORDS		RPI 51-100		RPI 101-150		RPI 150+							
5-2-1		0-0-0		0-0-0		OVERALL		0-1-0		1-0-0		4-1-1							
2-1-1		0-0-0		0-0-0		HOME		0-1-0		1-0-0		1-0-1							
2-1-0		0-0-0		0-0-0		AWAY		0-0-0		0-0-0		2-1-0							
1-0-0		0-0-0		0-0-0		NEUTRAL		0-0-0		0-0-0		1-0-0							
5-2-1		0-0-0		0-0-0		NON-CONFERENCE		0-1-0		1-0-0		4-1-1							
2-1-1		0-0-0		0-0-0		HOME		0-1-0		1-0-0		1-0-1							
2-1-0		0-0-0		0-0-		AWAY		0-0-0		0-0-0		2-1-0							
1-0-0		0-0-0		0-0-0		NEUTRAL		0-0-0		0-0-0		1-0-0							
0-0-0		0-0-0		0-0-0		CONFERENCE		0-0-0		0-0-0		0-0-0							
0-0-0		0-0-0		0-0-0		HOME		0-0-0		0-0-0		0-0-0							
0-0-0		0-0-0		0-0-0		AWAY		0-0-0		0-0-0		0-0-0							
0-0-0		0-0-0		0-0-0		NEUTRAL		0-0-0		0-0-0		0-0-0							
RPI	S	Opponent		Score		RPI	S	Opponent		Score		RPI	S	Opponent		Score			

Non-Div. I Games:

Western Caro.



Average RPI Win:	197	WON-LOST RECORD	WINNING PCT. RANK	LAST 10 GAMES	STRENGTH OF SCHEDULE	OPP. STRENGTH OF SCHEDULE	TEAM RPI	ADJ RPI	CONF. RPI	ADJ CONF. RPI						
DIV. I ONLY		5-2-2	.66667	71	5-2-2	217	73	120	.5272	120	8	8				
DIV. I NON-CONF.		5-2-2	.66667	78	5-2-2	210	66	120	.5272	120	8	8				
<hr/>																
TOTALS	RPI 1-25	RPI 26-50		W-L RECORDS		RPI 51-100		RPI 101-150		RPI 150+						
5-2-2	0-1-0	0-0-0		OVERALL		1-0-0		0-0-1		4-1-1						
4-1-0	0-0-0	0-0-0		HOME		0-0-0		0-0-0		4-1-0						
1-0-2	0-0-0	0-0-0		AWAY		1-0-0		0-0-1		0-0-1						
0-1-0	0-1-0	0-0-0		NEUTRAL		0-0-0		0-0-0		0-0-0						
<hr/>																
5-2-2	0-1-0	0-0-0		NON-CONFERENCE		1-0-0		0-0-1		4-1-1						
4-1-0	0-0-0	0-0-0		HOME		0-0-0		0-0-0		4-1-0						
1-0-2	0-0-0	0-0-		AWAY		1-0-0		0-0-1		0-0-1						
0-1-0	0-1-0	0-0-0		NEUTRAL		0-0-0		0-0-0		0-0-0						
<hr/>																
0-0-0	0-0-0	0-0-0		CONFERENCE		0-0-0		0-0-0		0-0-0						
0-0-0	0-0-0	0-0-0		HOME		0-0-0		0-0-0		0-0-0						
0-0-0	0-0-0	0-0-0		AWAY		0-0-0		0-0-0		0-0-0						
0-0-0	0-0-0	0-0-0		NEUTRAL		0-0-0		0-0-0		0-0-0						
<hr/>																
RPI	S	Opponent	Score		RPI	S	Opponent	Score		RPI	S	Opponent	Score			
20	N	Nebraska	0	3						100	A	Kansas	1	0		
												106	A	Oregon	1	1
												153	H	Detroit	0	1
												159	H	UC Davis	1	0
												175	A	Portland St.	0	0
												207	H	Nevada	2	0
												221	H	Harvard	1	0
												296	H	San Jose St.	2	1
<hr/>																
LAST 10 GAMES																
					100	A	Kansas	1	0			175	A	Portland St.	0	0
					20	N	Nebraska	0	3			106	A	Oregon	1	1
					221	H	Harvard	1	0			296	H	San Jose St.	2	1
					159	H	UC Davis	1	0			207	H	Nevada	2	0
					153	H	Detroit	0	1							

Non-Div. I Games:

San Francisco



Average RPI Win:		191	WON-LOST RECORD		WINNING PCT. RANK		LAST 10 GAMES		STRENGTH OF SCHEDULE		OPP. STRENGTH OF SCHEDULE		TEAM RPI		ADJ RPI		CONF. RPI		ADJ CONF. RPI				
Average RPI Loss:		91																					
DIV. I ONLY			2-5-2		.33333 240		2-5-2		34		95		118		.52687 121		7		7				
DIV. I NON-CONF.			2-5-2		.33333 242		2-5-2		29		90		117		.52687 121		7		7				
TOTALS		RPI 1-25		RPI 26-50		W-L RECORDS		RPI 51-100		RPI 101-150		RPI 150+											
2-5-2		0-1-0		0-1-0		OVERALL		0-2-2		1-0-0		1-1-0											
2-0-2		0-0-0		0-0-0		HOME		0-0-2		1-0-0		1-0-0											
0-4-0		0-1-0		0-0-0		AWAY		0-2-0		0-0-0		0-1-0											
0-1-0		0-0-0		0-1-0		NEUTRAL		0-0-0		0-0-0		0-0-0											
2-5-2		0-1-0		0-1-0		NON-CONFERENCE		0-2-2		1-0-0		1-1-0											
2-0-2		0-0-0		0-0-0		HOME		0-0-2		1-0-0		1-0-0											
0-4-0		0-1-0		0-0-		AWAY		0-2-0		0-0-0		0-1-0											
0-1-0		0-0-0		0-1-0		NEUTRAL		0-0-0		0-0-0		0-0-0											
0-0-0		0-0-0		0-0-0		CONFERENCE		0-0-0		0-0-0		0-0-0											
0-0-0		0-0-0		0-0-0		HOME		0-0-0		0-0-0		0-0-0											
0-0-0		0-0-0		0-0-0		AWAY		0-0-0		0-0-0		0-0-0											
0-0-0		0-0-0		0-0-0		NEUTRAL		0-0-0		0-0-0		0-0-0											
RPI	S	Opponent		Score		RPI	S	Opponent		Score		RPI	S	Opponent		Score							
3	A	Virginia		0	3	28	N	William & Mary		0	1	53	H	Princeton		0	0	127	H	Army		2	0
												64	A	Monmouth		2	3	255	H	Marist		2	1
												79	A	Delaware		1	2	281	A	LIU Brooklyn		0	1
												95	H	Stony Brook		2	2						
LAST 10 GAMES																							
		3 A Virginia		0	3			255 H Marist		2	1												
		28 N William & Mary		0	1			79 A Delaware		1	2												
		64 A Monmouth		2	3			53 H Princeton		0	0												
		127 H Army		2	0			95 H Stony Brook		2	2												
		281 A LIU Brooklyn		0	1																		

Non-Div. I Games:

Seton Hall



Average RPI Win:	245	WON-LOST	WINNING	LAST 10	STRENGTH OF	OPP. STRENGTH	TEAM	ADJ	CONF.	ADJ CONF.		
Average RPI Loss:	112	RECORD	PCT. RANK	GAMES	SCHEDULE	OF SCHEDULE	RPI	RPI	RPI	RPI		
DIV. I ONLY	7-3-1	.68182	70	6-3-1	180	247	121	.52683	122	22	22	
DIV. I NON-CONF.	7-3-1	.68182	77	6-3-1	177	251	121	.52683	122	21	21	
<hr/>												
TOTALS	RPI 1-25	RPI 26-50		W-L RECORDS		RPI 51-100		RPI 101-150		RPI 150+		
7-3-1	0-0-0	0-0-0		OVERALL		0-1-0		1-1-1		6-1-0		
4-0-0	0-0-0	0-0-0		HOME		0-0-0		0-0-0		4-0-0		
1-3-1	0-0-0	0-0-0		AWAY		0-1-0		1-1-1		0-1-0		
2-0-0	0-0-0	0-0-0		NEUTRAL		0-0-0		0-0-0		2-0-0		
7-3-1	0-0-0	0-0-0		NON-CONFERENCE		0-1-0		1-1-1		6-1-0		
4-0-0	0-0-0	0-0-0		HOME		0-0-0		0-0-0		4-0-0		
1-3-1	0-0-0	0-0-		AWAY		0-1-0		1-1-1		0-1-0		
2-0-0	0-0-0	0-0-0		NEUTRAL		0-0-0		0-0-0		2-0-0		
0-0-0	0-0-0	0-0-0		CONFERENCE		0-0-0		0-0-0		0-0-0		
0-0-0	0-0-0	0-0-0		HOME		0-0-0		0-0-0		0-0-0		
0-0-0	0-0-0	0-0-0		AWAY		0-0-0		0-0-0		0-0-0		
0-0-0	0-0-0	0-0-0		NEUTRAL		0-0-0		0-0-0		0-0-0		
RPI	S	Opponent	Score	RPI	S	Opponent	Score	RPI	S	Opponent	Score	
								63	A	South Fla.	0	1
								102	A	UAB	2	3
								128	A	Nicholls St.	1	1
								149	A	Southern Miss.	3	2
								172	A	North Florida	0	1
								197	H	Mississippi St.	3	2
								203	H	Murray St.	2	0
								241	N	Louisiana Tech	1	0
								304	N	Jackson St.	5	0
								308	H	Southern U.	8	0
312	H	Alabama A&M	11	0								
LAST 10 GAMES												
308	H	Southern U.	8	0	172	A	North Florida	0	1			
102	A	UAB	2	3	63	A	South Fla.	0	1			
149	A	Southern Miss.	3	2	312	H	Alabama A&M	11	0			
241	N	Louisiana Tech	1	0	203	H	Murray St.	2	0			
304	N	Jackson St.	5	0	128	A	Nicholls St.	1	1			

Non-Div. I Games:

South Ala.



Average RPI Win: 212		WON-LOST RECORD		WINNING PCT. RANK		LAST 10 GAMES		STRENGTH OF SCHEDULE		OPP. STRENGTH OF SCHEDULE		TEAM RPI		ADJ RPI		CONF. RPI		ADJ CONF. RPI	
DIV. I ONLY		5-3-1		.61111 100		5-3-1		183		75		123		.52634 123		18		18	
DIV. I NON-CONF.		5-3-1		.61111 104		5-3-1		182		68		123		.52634 123		18		18	
TOTALS		RPI 1-25		RPI 26-50		W-L RECORDS		RPI 51-100		RPI 101-150		RPI 150+							
5-3-1		0-2-0		0-1-0		OVERALL		0-0-0		0-0-0		5-0-1							
2-1-1		0-0-0		0-1-0		HOME		0-0-0		0-0-0		2-0-1							
1-2-0		0-2-0		0-0-0		AWAY		0-0-0		0-0-0		1-0-0							
2-0-0		0-0-0		0-0-0		NEUTRAL		0-0-0		0-0-0		2-0-0							
5-3-1		0-2-0		0-1-0		NON-CONFERENCE		0-0-0		0-0-0		5-0-1							
2-1-1		0-0-0		0-1-0		HOME		0-0-0		0-0-0		2-0-1							
1-2-0		0-2-0		0-0-		AWAY		0-0-0		0-0-0		1-0-0							
2-0-0		0-0-0		0-0-0		NEUTRAL		0-0-0		0-0-0		2-0-0							
0-0-0		0-0-0		0-0-0		CONFERENCE		0-0-0		0-0-0		0-0-0							
0-0-0		0-0-0		0-0-0		HOME		0-0-0		0-0-0		0-0-0							
0-0-0		0-0-0		0-0-0		AWAY		0-0-0		0-0-0		0-0-0							
0-0-0		0-0-0		0-0-0		NEUTRAL		0-0-0		0-0-0		0-0-0							
RPI	S	Opponent		Score		RPI	S	Opponent		Score		RPI	S	Opponent		Score			
18	A	Florida		1	3	40	H	Memphis		1	2	175	N	Portland St.		1	0		
19	A	UCF		0	4							187	A	FIU		2	1		
												189	N	Idaho St.		5	1		
												194	H	Davidson		0	0		
												197	H	Mississippi St.		2	1		
												310	H	Albany (NY)		5	0		



Average RPI Win: 227		WON-LOST	WINNING	LAST 10	STRENGTH OF		OPP. STRENGTH	TEAM	ADJ	CONF.	ADJ CONF.
Average RPI Loss: 71		RECORD	PCT. RANK	GAMES	SCHEDULE		OF SCHEDULE	RPI	RPI	RPI	RPI
DIV. I ONLY		2-3-4	.44444	185	2-3-4		68	181	124	.52501	124
DIV. I NON-CONF.		2-3-4	.44444	188	2-3-4		65	180	125	.52501	124
TOTALS		RPI 1-25	RPI 26-50		W-L RECORDS		RPI 51-100		RPI 101-150		RPI 150+
2-3-4	0-0-0	0-1-1		OVERALL		0-1-0		0-1-1		2-0-2	
2-2-2	0-0-0	0-1-0		HOME		0-1-0		0-0-1		2-0-1	
0-1-2	0-0-0	0-0-1		AWAY		0-0-0		0-1-0		0-0-1	
0-0-0	0-0-0	0-0-0		NEUTRAL		0-0-0		0-0-0		0-0-0	
2-3-4	0-0-0	0-1-1		NON-CONFERENCE		0-1-0		0-1-1		2-0-2	
2-2-2	0-0-0	0-1-0		HOME		0-1-0		0-0-1		2-0-1	
0-1-2	0-0-0	0-1-		AWAY		0-0-0		0-1-0		0-0-1	
0-0-0	0-0-0	0-0-0		NEUTRAL		0-0-0		0-0-0		0-0-0	
0-0-0	0-0-0	0-0-0		CONFERENCE		0-0-0		0-0-0		0-0-0	
0-0-0	0-0-0	0-0-0		HOME		0-0-0		0-0-0		0-0-0	
0-0-0	0-0-0	0-0-0		AWAY		0-0-0		0-0-0		0-0-0	
0-0-0	0-0-0	0-0-0		NEUTRAL		0-0-0		0-0-0		0-0-0	
RPI S	Opponent	Score		RPI S	Opponent	Score		RPI S	Opponent	Score	
29 A	Tennessee	0	0	54 H	Utah	0	2	104 H	Austin Peay	1	1
40 H	Memphis	0	1					119 A	Western Caro.	0	2
								201 H	Rice	0	0
								214 H	Indiana St.	2	1
								240 H	Lipscomb	2	1
								280 A	Belmont	1	1
LAST 10 GAMES											
104 H	Austin Peay	1	1	240 H	Lipscomb	2	1				
214 H	Indiana St.	2	1	280 A	Belmont	1	1				
201 H	Rice	0	0	29 A	Tennessee	0	0				
54 H	Utah	0	2	119 A	Western Caro.	0	2				
				40 H	Memphis	0	1				

Non-Div. I Games:

Western Ky.



TCUT  
C  
U

TCU



Average RPI Win:	184	WON-LOST	WINNING	LAST 10	STRENGTH OF	OPP. STRENGTH	TEAM	ADJ	CONF.	ADJ CONF.							
Average RPI Loss:	50	RECORD	PCT. RANK	GAMES	SCHEDULE	OF SCHEDULE	RPI	RPI	RPI	RPI							
DIV. I ONLY		5-4-1	.55	137	5-4-1	164	63	125	.5235	126	15	15					
DIV. I NON-CONF.		5-4-1	.55	142	5-4-1	160	57	126	.5235	127	15	15					
-----																	
TOTALS	RPI 1-25	RPI 26-50		W-L RECORDS		RPI 51-100		RPI 101-150		RPI 150+							
5-4-1	0-0-0	0-3-0		OVERALL		0-1-0		1-0-1		4-0-0							
2-1-0	0-0-0	0-0-0		HOME		0-1-0		1-0-0		1-0-0							
3-3-1	0-0-0	0-3-0		AWAY		0-0-0		0-0-1		3-0-0							
0-0-0	0-0-0	0-0-0		NEUTRAL		0-0-0		0-0-0		0-0-0							
5-4-1	0-0-0	0-3-0		NON-CONFERENCE		0-1-0		1-0-1		4-0-0							
2-1-0	0-0-0	0-0-0		HOME		0-1-0		1-0-0		1-0-0							
3-3-1	0-0-0	0-0-		AWAY		0-0-0		0-0-1		3-0-0							
0-0-0	0-0-0	0-0-0		NEUTRAL		0-0-0		0-0-0		0-0-0							
0-0-0	0-0-0	0-0-0		CONFERENCE		0-0-0		0-0-0		0-0-0							
0-0-0	0-0-0	0-0-0		HOME		0-0-0		0-0-0		0-0-0							
0-0-0	0-0-0	0-0-0		AWAY		0-0-0		0-0-0		0-0-0							
0-0-0	0-0-0	0-0-0		NEUTRAL		0-0-0		0-0-0		0-0-0							
-----																	
RPI	S	Opponent	Score		RPI	S	Opponent	Score		RPI	S	Opponent	Score				
			29	A	Tennessee	0	2	90	H	Michigan St.	1	2	132	H	Cincinnati	3	1
			39	A	Kentucky	1	3						144	A	Wright St.	2	2
			42	A	Boston U.	0	1						187	H	FIU	4	0
													189	A	Toledo	4	0
													199	A	Providence	3	0
													213	A	Central Mich.	1	0
-----																	
LAST 10 GAMES																	
			189	A	Toledo	4	0	213	A	Central Mich.	1	0					
			90	H	Michigan St.	1	2	144	A	Wright St.	2	2					
			132	H	Cincinnati	3	1	187	H	FIU	4	0					
			199	A	Providence	3	0	39	A	Kentucky	1	3					
			42	A	Boston U.	0	1	29	A	Tennessee	0	2					

Non-Div. I Games:

Dayton



Average RPI Win: 209		WON-LOST RECORD	WINNING PCT. RANK	LAST 10 GAMES	STRENGTH OF SCHEDULE	OPP. STRENGTH OF SCHEDULE	TEAM RPI	ADJ RPI	CONF. RPI	ADJ CONF. RPI				
Average RPI Loss: 62														
DIV. I ONLY		5-3-1	.61111 100	1-0-0	191	94	127	.5209 127	14	14				
DIV. I NON-CONF.		4-3-1	.5625 127	0-0-0	179	89	132	.5146 131	14	14				
<hr/>														
TOTALS		RPI 1-25	RPI 26-50		W-L RECORDS		RPI 51-100		RPI 101-150		RPI 150+			
5-3-1		0-1-0	0-0-0		OVERALL		0-1-0		0-1-0		5-0-1			
2-1-0		0-1-0	0-0-0		HOME		0-0-0		0-0-0		2-0-0			
3-2-1		0-0-0	0-0-0		AWAY		0-1-0		0-1-0		3-0-1			
0-0-0		0-0-0	0-0-0		NEUTRAL		0-0-0		0-0-0		0-0-0			
4-3-1		0-1-0	0-0-0		NON-CONFERENCE		0-1-0		0-1-0		4-0-1			
2-1-0		0-1-0	0-0-0		HOME		0-0-0		0-0-0		2-0-0			
2-2-1		0-0-0	0-0-		AWAY		0-1-0		0-1-0		2-0-1			
0-0-0		0-0-0	0-0-0		NEUTRAL		0-0-0		0-0-0		0-0-0			
1-0-0		0-0-0	0-0-0		CONFERENCE		0-0-0		0-0-0		1-0-0			
0-0-0		0-0-0	0-0-0		HOME		0-0-0		0-0-0		0-0-0			
1-0-0		0-0-0	0-0-0		AWAY		0-0-0		0-0-0		1-0-0			
0-0-0		0-0-0	0-0-0		NEUTRAL		0-0-0		0-0-0		0-0-0			
RPI	S	Opponent	Score		RPI	S	Opponent	Score		RPI	S	Opponent	Score	
12	H	Rutgers	2	3						53	A	Princeton	0	3
										121	A	Seton Hall	0	2
										155	H	Fairfield	1	0
										192	A	Bucknell	2	1
										193	A	Fordham	1	1
										211	A	Massachusetts	2	0
										225	A	Central Conn. St.	1	0
										261	H	Rhode Island	5	0
LAST 10 GAMES														
					192	A	Bucknell	2	1	261	H	Rhode Island	5	0
					121	A	Seton Hall	0	2	225	A	Central Conn. St.	1	0
					12	H	Rutgers	2	3	53	A	Princeton	0	3
					155	H	Fairfield	1	0	193	A	Fordham	1	1
										211	A	Massachusetts	2	0

Non-Div. I Games:

Army



Average RPI Win: 247		WON-LOST	WINNING	LAST 10	STRENGTH OF	OPP. STRENGTH	TEAM	ADJ	CONF.	ADJ CONF.		
Average RPI Loss: 0		RECORD	PCT. RANK	GAMES	SCHEDULE	OF SCHEDULE	RPI	RPI	RPI	RPI		
DIV. I ONLY		8-0-1	.94444	2	8-0-1	321	111	128	.52083	128	19	19
DIV. I NON-CONF.		6-0-1	.92857	10	6-0-1	324	119	145	.5045	144	23	23
<hr/>												
TOTALS		RPI 1-25		RPI 26-50		W-L RECORDS		RPI 51-100		RPI 101-150		RPI 150+
8-0-1		0-0-0		0-0-0		OVERALL		0-0-0		1-0-1		7-0-0
4-0-1		0-0-0		0-0-0		HOME		0-0-0		1-0-1		3-0-0
4-0-0		0-0-0		0-0-0		AWAY		0-0-0		0-0-0		4-0-0
0-0-0		0-0-0		0-0-0		NEUTRAL		0-0-0		0-0-0		0-0-0
6-0-1		0-0-0		0-0-0		NON-CONFERENCE		0-0-0		0-0-1		6-0-0
3-0-1		0-0-0		0-0-0		HOME		0-0-0		0-0-1		3-0-0
3-0-0		0-0-0		0-0-		AWAY		0-0-0		0-0-0		3-0-0
0-0-0		0-0-0		0-0-0		NEUTRAL		0-0-0		0-0-0		0-0-0
2-0-0		0-0-0		0-0-0		CONFERENCE		0-0-0		1-0-0		1-0-0
1-0-0		0-0-0		0-0-0		HOME		0-0-0		1-0-0		0-0-0
1-0-0		0-0-0		0-0-0		AWAY		0-0-0		0-0-0		1-0-0
0-0-0		0-0-0		0-0-0		NEUTRAL		0-0-0		0-0-0		0-0-0
RPI	S	Opponent	Score	RPI	S	Opponent	Score	RPI	S	Opponent	Score	
										122 H	South Ala.	1 1
										136 H	McNeese St.	3 0
										169 H	Alcorn	6 0
										231 A	La.-Lafayette	2 1
										238 A	La.-Monroe	3 2
										284 H	Mississippi Val.	5 1
										290 A	A&M-Corpus Christi	2 1
										308 H	Southern U.	8 1
										320 A	Prairie View	2 1
<hr/>												
LAST 10 GAMES												
										169 H	Alcorn	6 0
										231 A	La.-Lafayette	2 1
										284 H	Mississippi Val.	5 1
										320 A	Prairie View	2 1
										238 A	La.-Monroe	3 2

Non-Div. I Games:

Nicholls St.



Average RPI Win: 170		WON-LOST RECORD	WINNING PCT. RANK		LAST 10 GAMES		STRENGTH OF SCHEDULE		OPP. STRENGTH OF SCHEDULE		TEAM RPI	ADJ RPI	CONF. RPI	ADJ CONF. RPI	
Average RPI Loss: 234			4-1-2	.71429 57	4-1-2	261	70	129	.51818 129	13	13				
DIV. I ONLY		4-1-2	.71429 58	4-1-2	262	64	128	.51818 128	13	13					
DIV. I NON-CONF.															
TOTALS		RPI 1-25		RPI 26-50		W-L RECORDS		RPI 51-100		RPI 101-150		RPI 150+			
4-1-2		0-0-0		0-0-0		OVERALL		0-0-1		3-0-0		1-1-1			
2-0-1		0-0-0		0-0-0		HOME		0-0-0		2-0-0		0-0-1			
1-0-1		0-0-0		0-0-0		AWAY		0-0-1		1-0-0		0-0-0			
1-1-0		0-0-0		0-0-0		NEUTRAL		0-0-0		0-0-0		1-1-0			
4-1-2		0-0-0		0-0-0		NON-CONFERENCE		0-0-1		3-0-0		1-1-1			
2-0-1		0-0-0		0-0-0		HOME		0-0-0		2-0-0		0-0-1			
1-0-1		0-0-0		0-0-		AWAY		0-0-1		1-0-0		0-0-0			
1-1-0		0-0-0		0-0-0		NEUTRAL		0-0-0		0-0-0		1-1-0			
0-0-0		0-0-0		0-0-0		CONFERENCE		0-0-0		0-0-0		0-0-0			
0-0-0		0-0-0		0-0-0		HOME		0-0-0		0-0-0		0-0-0			
0-0-0		0-0-0		0-0-0		AWAY		0-0-0		0-0-0		0-0-0			
0-0-0		0-0-0		0-0-0		NEUTRAL		0-0-0		0-0-0		0-0-0			
RPI	S	Opponent	Score	RPI	S	Opponent	Score	RPI	S	Opponent	Score	RPI	S	Opponent	Score
								78	A	VCU	1 1	111	H	Liberty	2 0
												137	A	Coastal Caro.	2 0
												143	H	High Point	5 0
												191	H	East Carolina	1 1
												234	N	Longwood	3 4
												290	N	A&M-Corpus Christi	3 0
LAST 10 GAMES															
				78	A	VCU	1 1	234	N	Longwood	3 4				
				111	H	Liberty	2 0	143	H	High Point	5 0				
				290	N	A&M-Corpus Christi	3 0	191	H	East Carolina	1 1				
								137	A	Coastal Caro.	2 0				

Non-Div. I Games: Greensboro 3 0

Elon



Average RPI Win:	155	WON-LOST RECORD	WINNING PCT. RANK	LAST 10 GAMES	STRENGTH OF SCHEDULE	OPP. STRENGTH OF SCHEDULE	TEAM RPI	ADJ RPI	CONF. RPI	ADJ CONF. RPI
DIV. I ONLY		4-4-0	.5 145	4-4-0	150	61	130	.51585 130	10	10
DIV. I NON-CONF.		4-4-0	.5 148	4-4-0	145	55	129	.51585 129	10	10
<hr/>										
TOTALS	RPI 1-25	RPI 26-50		W-L RECORDS		RPI 51-100		RPI 101-150		RPI 150+
4-4-0	0-1-0	0-0-0		OVERALL		0-1-0		2-1-0		2-1-0
1-3-0	0-1-0	0-0-0		HOME		0-0-0		0-1-0		1-1-0
3-1-0	0-0-0	0-0-0		AWAY		0-1-0		2-0-0		1-0-0
0-0-0	0-0-0	0-0-0		NEUTRAL		0-0-0		0-0-0		0-0-0
<hr/>										
4-4-0	0-1-0	0-0-0		NON-CONFERENCE		0-1-0		2-1-0		2-1-0
1-3-0	0-1-0	0-0-0		HOME		0-0-0		0-1-0		1-1-0
3-1-0	0-0-0	0-0-		AWAY		0-1-0		2-0-0		1-0-0
0-0-0	0-0-0	0-0-0		NEUTRAL		0-0-0		0-0-0		0-0-0
<hr/>										
0-0-0	0-0-0	0-0-0		CONFERENCE		0-0-0		0-0-0		0-0-0
0-0-0	0-0-0	0-0-0		HOME		0-0-0		0-0-0		0-0-0
0-0-0	0-0-0	0-0-0		AWAY		0-0-0		0-0-0		0-0-0
0-0-0	0-0-0	0-0-0		NEUTRAL		0-0-0		0-0-0		0-0-0
<hr/>										
RPI S	Opponent	Score		RPI S	Opponent	Score		RPI S	Opponent	Score
19 H	UCF	0 2						66 A	Arizona	1 4
								106 A	Oregon	1 0
								108 H	UNC Greensboro	0 1
								145 A	Oregon St.	1 0
								175 H	Portland St.	0 2
								180 A	Northern Ariz.	1 0
								189 H	Idaho St.	4 1
<hr/>										
LAST 10 GAMES										
	66 A	Arizona	1 4		180 A	Northern Ariz.	1 0			
	175 H	Portland St.	0 2		19 H	UCF	0 2			
	189 H	Idaho St.	4 1		108 H	UNC Greensboro	0 1			
	145 A	Oregon St.	1 0							
	106 A	Oregon	1 0							

Non-Div. I Games:

Hawaii



Average RPI Win:	253	WON-LOST	WINNING	LAST 10	STRENGTH OF	OPP. STRENGTH	TEAM	ADJ	CONF.	ADJ CONF.				
Average RPI Loss:	58	RECORD	PCT. RANK	GAMES	SCHEDULE	OF SCHEDULE	RPI	RPI	RPI	RPI				
DIV. I ONLY		4-4-1	.5	145	4-4-1	122	148	132	.51532	131	17	17		
DIV. I NON-CONF.		4-4-1	.5	148	4-4-1	118	147	131	.51532	130	17	17		
<hr/>														
TOTALS	RPI 1-25	RPI 26-50		W-L RECORDS		RPI 51-100		RPI 101-150		RPI 150+				
4-4-1	0-2-0	0-1-0		OVERALL		0-0-1		0-0-0		4-1-0				
3-0-0	0-0-0	0-0-0		HOME		0-0-0		0-0-0		3-0-0				
1-3-1	0-2-0	0-0-0		AWAY		0-0-1		0-0-0		1-1-0				
0-1-0	0-0-0	0-1-0		NEUTRAL		0-0-0		0-0-0		0-0-0				
<hr/>														
4-4-1	0-2-0	0-1-0		NON-CONFERENCE		0-0-1		0-0-0		4-1-0				
3-0-0	0-0-0	0-0-0		HOME		0-0-0		0-0-0		3-0-0				
1-3-1	0-2-0	0-0-		AWAY		0-0-1		0-0-0		1-1-0				
0-1-0	0-0-0	0-1-0		NEUTRAL		0-0-0		0-0-0		0-0-0				
<hr/>														
0-0-0	0-0-0	0-0-0		CONFERENCE		0-0-0		0-0-0		0-0-0				
0-0-0	0-0-0	0-0-0		HOME		0-0-0		0-0-0		0-0-0				
0-0-0	0-0-0	0-0-0		AWAY		0-0-0		0-0-0		0-0-0				
0-0-0	0-0-0	0-0-0		NEUTRAL		0-0-0		0-0-0		0-0-0				
<hr/>														
RPI	S	Opponent	Score		RPI	S	Opponent	Score		RPI	S	Opponent	Score	
8	A	Notre Dame	0	4	37	N	Marquette	1	4	90	A	Michigan St.	1	1
16	A	Michigan	1	6						170	A	Northwestern	0	2
										209	H	Western Mich.	2	0
										217	H	Northern Ky.	2	1
										260	H	IPFW	3	0
										326	A	Eastern Ill.	5	1
<hr/>														
					LAST 10 GAMES									
					209 H Western Mich.					260 H IPFW				
					90 A Michigan St.					170 A Northwestern				
					37 N Marquette					217 H Northern Ky.				
					8 A Notre Dame					326 A Eastern Ill.				
					16 A Michigan									

**Non-Div. I Games:**

Oakland



Average RPI Win:		203	WON-LOST RECORD		WINNING PCT. RANK		LAST 10 GAMES		STRENGTH OF SCHEDULE		OPP. STRENGTH OF SCHEDULE		TEAM RPI		ADJ RPI		CONF. RPI		ADJ CONF. RPI					
DIV. I ONLY			4-6-0		.4	213	4-6-0		66		187		133		.51376 132		6		6					
DIV. I NON-CONF.			4-6-0		.4	213	4-6-0		63		189		133		.51376 132		6		6					
TOTALS		RPI 1-25		RPI 26-50			W-L RECORDS			RPI 51-100			RPI 101-150			RPI 150+								
4-6-0		0-1-0		0-1-0			OVERALL			0-2-0			2-1-0			2-1-0								
2-0-0		0-0-0		0-0-0			HOME			0-0-0			1-0-0			1-0-0								
1-6-0		0-1-0		0-1-0			AWAY			0-2-0			0-1-0			1-1-0								
1-0-0		0-0-0		0-0-0			NEUTRAL			0-0-0			1-0-0			0-0-0								
4-6-0		0-1-0		0-1-0			NON-CONFERENCE			0-2-0			2-1-0			2-1-0								
2-0-0		0-0-0		0-0-0			HOME			0-0-0			1-0-0			1-0-0								
1-6-0		0-1-0		0-0-			AWAY			0-2-0			0-1-0			1-1-0								
1-0-0		0-0-0		0-0-0			NEUTRAL			0-0-0			1-0-0			0-0-0								
0-0-0		0-0-0		0-0-0			CONFERENCE			0-0-0			0-0-0			0-0-0								
0-0-0		0-0-0		0-0-0			HOME			0-0-0			0-0-0			0-0-0								
0-0-0		0-0-0		0-0-0			AWAY			0-0-0			0-0-0			0-0-0								
0-0-0		0-0-0		0-0-0			NEUTRAL			0-0-0			0-0-0			0-0-0								
RPI	S	Opponent		Score		RPI	S	Opponent		Score		RPI	S	Opponent		Score								
20	A	Nebraska		1	4	32	A	Long Beach St.		1	4	55	A	Miami (FL)		0	2	126	A	Dayton		1	3	
												77	A	Xavier		0	3	138	N	Cornell		1	0	
																		148	H	Kent St.		2	1	
																		182	A	UC Santa Barbara		0	1	
																		199	A	Providence		3	0	
																		325	H	UMass Lowell		4	1	
LAST 10 GAMES																								
						182	A	UC Santa Barbara		0	1	199	A	Providence		3	0							
								32		A	Long Beach St.		1	4	138	N	Cornell		1	0				
								325		H	UMass Lowell		4	1	148	H	Kent St.		2	1				
								126		A	Dayton		1	3	77	A	Xavier		0	3				
								20		A	Nebraska		1	4	55	A	Miami (FL)		0	2				

Non-Div. I Games:

Cincinnati



Average RPI Win: 214		WON-LOST RECORD	WINNING PCT. RANK	LAST 10 GAMES	STRENGTH OF SCHEDULE	OPP. STRENGTH OF SCHEDULE	TEAM RPI	ADJ RPI	CONF. RPI	ADJ CONF. RPI	
Average RPI Loss: 145											
DIV. I ONLY		4-3-0	.57143 122	4-3-0	138	240	131	.51367 133	11	11	
DIV. I NON-CONF.		4-3-0	.57143 123	4-3-0	134	241	130	.51367 133	11	11	
-----											
TOTALS		RPI 1-25	RPI 26-50		W-L RECORDS		RPI 51-100		RPI 101-150		RPI 150+
4-3-0		0-1-0	0-0-0		OVERALL		1-0-0		0-0-0		3-2-0
2-1-0		0-0-0	0-0-0		HOME		1-0-0		0-0-0		1-1-0
2-2-0		0-1-0	0-0-0		AWAY		0-0-0		0-0-0		2-1-0
0-0-0		0-0-0	0-0-0		NEUTRAL		0-0-0		0-0-0		0-0-0
4-3-0		0-1-0	0-0-0		NON-CONFERENCE		1-0-0		0-0-0		3-2-0
2-1-0		0-0-0	0-0-0		HOME		1-0-0		0-0-0		1-1-0
2-2-0		0-1-0	0-0-		AWAY		0-0-0		0-0-0		2-1-0
0-0-0		0-0-0	0-0-0		NEUTRAL		0-0-0		0-0-0		0-0-0
0-0-0		0-0-0	0-0-0		CONFERENCE		0-0-0		0-0-0		0-0-0
0-0-0		0-0-0	0-0-0		HOME		0-0-0		0-0-0		0-0-0
0-0-0		0-0-0	0-0-0		AWAY		0-0-0		0-0-0		0-0-0
0-0-0		0-0-0	0-0-0		NEUTRAL		0-0-0		0-0-0		0-0-0
RPI	S	Opponent		Score		RPI	S	Opponent		Score	
5	A	Georgetown		0 8							
						95	H	Stony Brook		1 0	

Non-Div. I Games:

Yale



Average RPI Win: 260		WON-LOST RECORD	WINNING PCT. RANK	LAST 10 GAMES	STRENGTH OF SCHEDULE	OPP. STRENGTH OF SCHEDULE	TEAM RPI	ADJ RPI	CONF. RPI	ADJ CONF. RPI							
Average RPI Loss: 121																	
DIV. I ONLY		6-2-1	.72222 51	6-2-1	225	277	134	.51317 134	25	26							
DIV. I NON-CONF.		6-2-1	.72222 55	6-2-1	220	278	134	.51317 134	25	26							
<hr/>																	
TOTALS		RPI 1-25		RPI 26-50		W-L RECORDS		RPI 51-100		RPI 101-150	RPI 150+						
6-2-1		0-0-0		0-0-0		OVERALL		0-1-0		0-1-0		6-0-1					
4-0-1		0-0-0		0-0-0		HOME		0-0-0		0-0-0		4-0-1					
2-2-0		0-0-0		0-0-0		AWAY		0-1-0		0-1-0		2-0-0					
0-0-0		0-0-0		0-0-0		NEUTRAL		0-0-0		0-0-0		0-0-0					
6-2-1		0-0-0		0-0-0		NON-CONFERENCE		0-1-0		0-1-0		6-0-1					
4-0-1		0-0-0		0-0-0		HOME		0-0-0		0-0-0		4-0-1					
2-2-0		0-0-0		0-0-		AWAY		0-1-0		0-1-0		2-0-0					
0-0-0		0-0-0		0-0-0		NEUTRAL		0-0-0		0-0-0		0-0-0					
0-0-0		0-0-0		0-0-0		CONFERENCE		0-0-0		0-0-0		0-0-0					
0-0-0		0-0-0		0-0-0		HOME		0-0-0		0-0-0		0-0-0					
0-0-0		0-0-0		0-0-0		AWAY		0-0-0		0-0-0		0-0-0					
0-0-0		0-0-0		0-0-0		NEUTRAL		0-0-0		0-0-0		0-0-0					
RPI	S	Opponent	Score	RPI	S	Opponent	Score	RPI	S	Opponent	Score						
								95	A	Stony Brook	1	2					
								146	A	UMBC	1	2					
								155	H	Fairfield	2	1					
								208	H	Maine	1	1					
								212	H	NJIT	4	0					
								287	H	Manhattan	2	1					
								289	A	Howard	3	2					
								300	H	Holy Cross	2	0					
								315	A	Saint Peter's	3	1					
								LAST 10 GAMES									
								146	A	UMBC	1	2	287	H	Manhattan	2	1
								212	H	NJIT	4	0	95	A	Stony Brook	1	2
								155	H	Fairfield	2	1	208	H	Maine	1	1
								315	A	Saint Peter's	3	1	289	A	Howard	3	2
								300	H	Holy Cross	2	0					

Non-Div. I Games:

Wagner



Average RPI Win:		160	WON-LOST RECORD		WINNING PCT. RANK		LAST 10 GAMES		STRENGTH OF SCHEDULE		OPP. STRENGTH OF SCHEDULE		TEAM RPI		ADJ RPI		CONF. RPI		ADJ CONF. RPI		
DIV. I ONLY			5-6-0		.45455 178		4-6-0		139		48		137		.51272 135		24		24		
DIV. I NON-CONF.			5-6-0		.45455 185		4-6-0		135		43		137		.51272 135		24		24		
TOTALS		RPI 1-25		RPI 26-50		W-L RECORDS		RPI 51-100		RPI 101-150		RPI 150+									
5-6-0		0-1-0		1-0-0		OVERALL		0-4-0		1-1-0		3-0-0									
4-2-0		0-0-0		1-0-0		HOME		0-1-0		0-1-0		3-0-0									
1-4-0		0-1-0		0-0-0		AWAY		0-3-0		1-0-0		0-0-0									
0-0-0		0-0-0		0-0-0		NEUTRAL		0-0-0		0-0-0		0-0-0									
5-6-0		0-1-0		1-0-0		NON-CONFERENCE		0-4-0		1-1-0		3-0-0									
4-2-0		0-0-0		1-0-0		HOME		0-1-0		0-1-0		3-0-0									
1-4-0		0-1-0		0-0-		AWAY		0-3-0		1-0-0		0-0-0									
0-0-0		0-0-0		0-0-0		NEUTRAL		0-0-0		0-0-0		0-0-0									
0-0-0		0-0-0		0-0-0		CONFERENCE		0-0-0		0-0-0		0-0-0									
0-0-0		0-0-0		0-0-0		HOME		0-0-0		0-0-0		0-0-0									
0-0-0		0-0-0		0-0-0		AWAY		0-0-0		0-0-0		0-0-0									
0-0-0		0-0-0		0-0-0		NEUTRAL		0-0-0		0-0-0		0-0-0									
RPI	S	Opponent		Score		RPI	S	Opponent		Score		RPI	S	Opponent		Score					
17	A	Minnesota		0 4		37	H	Marquette		3 2		58	H	Wisconsin		1 4					
												59	A	Illinois		1 5					
												94	A	Texas		1 2					
												100	A	Kansas		0 2					
														114		H	Milwaukee		1 2		
														125		A	TCU		2 1		
														179		H	Saint Louis		4 1		
														204		H	Miami (OH)		3 2		
														256		H	Southeast Mo. St.		4 0		
LAST 10 GAMES																					
100 A Kansas						0 2		37 H Marquette						3 2							
114 H Milwaukee						1 2		256 H Southeast Mo. St.						4 0							
179 H Saint Louis						4 1		94 A Texas						1 2							
17 A Minnesota						0 4		125 A TCU						2 1							
58 H Wisconsin						1 4		59 A Illinois						1 5							

**Non-Div. I Games:**

Illinois St.



Average RPI Win: 265		WON-LOST	WINNING	LAST 10	STRENGTH OF		OPP. STRENGTH	TEAM	ADJ	CONF.	ADJ CONF.
Average RPI Loss: 166		RECORD	PCT. RANK	GAMES	SCHEDULE		OF SCHEDULE	RPI	RPI	RPI	RPI
DIV. I ONLY		5-4-1	.55	137	5-4-1		108	304	135	.51209	136
DIV. I NON-CONF.		5-2-1	.6875	64	5-2-1		200	262	135	.51251	136
TOTALS		RPI 1-25	RPI 26-50		W-L RECORDS		RPI 51-100		RPI 101-150		RPI 150+
5-4-1	0-0-0	0-0-1		OVERALL		0-1-0		0-1-0		5-2-0	
5-2-0	0-0-0	0-0-0		HOME		0-0-0		0-0-0		5-2-0	
0-2-1	0-0-0	0-0-1		AWAY		0-1-0		0-1-0		0-0-0	
0-0-0	0-0-0	0-0-0		NEUTRAL		0-0-0		0-0-0		0-0-0	
5-2-1	0-0-0	0-0-1		NON-CONFERENCE		0-1-0		0-0-0		5-1-0	
5-1-0	0-0-0	0-0-0		HOME		0-0-0		0-0-0		5-1-0	
0-1-1	0-0-0	0-1-		AWAY		0-1-0		0-0-0		0-0-0	
0-0-0	0-0-0	0-0-0		NEUTRAL		0-0-0		0-0-0		0-0-0	
0-2-0	0-0-0	0-0-0		CONFERENCE		0-0-0		0-1-0		0-1-0	
0-1-0	0-0-0	0-0-0		HOME		0-0-0		0-0-0		0-1-0	
0-1-0	0-0-0	0-0-0		AWAY		0-0-0		0-1-0		0-0-0	
0-0-0	0-0-0	0-0-0		NEUTRAL		0-0-0		0-0-0		0-0-0	
RPI S	Opponent	Score	RPI S	Opponent	Score	RPI S	Opponent	Score	RPI S	Opponent	Score
			34 A	Baylor	0 0	93 A	North Texas	0 2	128 A	Nicholls St.	0 3
									177 H	Southeastern La.	0 1
									223 H	Texas St.	2 1
									238 H	La.-Monroe	1 0
									241 H	Louisiana Tech	4 2
									266 H	Jacksonville St.	0 1
									304 H	Jackson St.	2 0
									317 H	Texas Southern	12 2
LAST 10 GAMES											
			177 H	Southeastern La.	0 1	93 A	North Texas	0 2			
			128 A	Nicholls St.	0 3	241 H	Louisiana Tech	4 2			
			34 A	Baylor	0 0	223 H	Texas St.	2 1			
			304 H	Jackson St.	2 0	238 H	La.-Monroe	1 0			
			266 H	Jacksonville St.	0 1	317 H	Texas Southern	12 2			

Non-Div. I Games:

McNeese St.



Average RPI Win: 178		WON-LOST	WINNING	LAST 10	STRENGTH OF		OPP. STRENGTH	TEAM	ADJ		CONF.	ADJ CONF.						
Average RPI Loss: 120		RECORD	PCT. RANK	GAMES	SCHEDULE		OF SCHEDULE	RPI	RPI		RPI	RPI						
DIV. I ONLY		3-4-1	.4375	197	3-4-1		80	205	136	.51173	137	26	25					
DIV. I NON-CONF.		3-4-1	.4375	195	3-4-1		77	206	136	.51173	137	26	25					
TOTALS		RPI 1-25	RPI 26-50		W-L RECORDS		RPI 51-100		RPI 101-150		RPI 150+							
3-4-1		0-0-0	0-0-0		OVERALL		0-1-0		1-2-0		2-1-1							
0-2-0		0-0-0	0-0-0		HOME		0-0-0		0-2-0		0-0-0							
2-1-1		0-0-0	0-0-0		AWAY		0-0-0		0-0-0		2-1-1							
1-1-0		0-0-0	0-0-0		NEUTRAL		0-1-0		1-0-0		0-0-0							
3-4-1		0-0-0	0-0-0		NON-CONFERENCE		0-1-0		1-2-0		2-1-1							
0-2-0		0-0-0	0-0-0		HOME		0-0-0		0-2-0		0-0-0							
2-1-1		0-0-0	0-0-		AWAY		0-0-0		0-0-0		2-1-1							
1-1-0		0-0-0	0-0-0		NEUTRAL		0-1-0		1-0-0		0-0-0							
0-0-0		0-0-0	0-0-0		CONFERENCE		0-0-0		0-0-0		0-0-0							
0-0-0		0-0-0	0-0-0		HOME		0-0-0		0-0-0		0-0-0							
0-0-0		0-0-0	0-0-0		AWAY		0-0-0		0-0-0		0-0-0							
0-0-0		0-0-0	0-0-0		NEUTRAL		0-0-0		0-0-0		0-0-0							
RPI	S	Opponent	Score	RPI	S	Opponent	Score	RPI	S	Opponent	Score	RPI	S	Opponent	Score			
								78	N	VCU	1	2		102	H	UAB	1	3
														129	H	Elon	0	2
														148	N	Kent St.	1	0
														152	A	Wofford	2	0
														171	A	UNC Wilmington	0	1
														194	A	Davidson	0	0
														235	A	USC Upstate	4	0
LAST 10 GAMES																		
								171	A	UNC Wilmington	0	1		148	N	Kent St.	1	0
								102	H	UAB	1	3		235	A	USC Upstate	4	0
								78	N	VCU	1	2		152	A	Wofford	2	0
														194	A	Davidson	0	0
														129	H	Elon	0	2

Non-Div. I Games:

Coastal Caro.



Average RPI Win: 251		WON-LOST RECORD	WINNING PCT. RANK		LAST 10 GAMES	STRENGTH OF SCHEDULE	OPP. STRENGTH OF SCHEDULE	TEAM RPI	ADJ RPI	CONF. RPI	ADJ CONF. RPI	
Average RPI Loss: 112												
DIV. I ONLY		5-2-1	.6875	64	5-2-1	238	191	138	.50949	138	11	11
DIV. I NON-CONF.		5-2-1	.6875	64	5-2-1	236	194	138	.50949	138	11	11
<hr/>												
TOTALS		RPI 1-25		RPI 26-50		W-L RECORDS		RPI 51-100		RPI 101-150		RPI 150+
5-2-1		0-0-0		0-0-0		OVERALL		0-1-0		0-1-0		5-0-1
4-1-0		0-0-0		0-0-0		HOME		0-1-0		0-0-0		4-0-0
1-0-1		0-0-0		0-0-0		AWAY		0-0-0		0-0-0		1-0-1
0-1-0		0-0-0		0-0-0		NEUTRAL		0-0-0		0-1-0		0-0-0
5-2-1		0-0-0		0-0-0		NON-CONFERENCE		0-1-0		0-1-0		5-0-1
4-1-0		0-0-0		0-0-0		HOME		0-1-0		0-0-0		4-0-0
1-0-1		0-0-0		0-0-		AWAY		0-0-0		0-0-0		1-0-1
0-1-0		0-0-0		0-0-0		NEUTRAL		0-0-0		0-1-0		0-0-0
0-0-0		0-0-0		0-0-0		CONFERENCE		0-0-0		0-0-0		0-0-0
0-0-0		0-0-0		0-0-0		HOME		0-0-0		0-0-0		0-0-0
0-0-0		0-0-0		0-0-0		AWAY		0-0-0		0-0-0		0-0-0
0-0-0		0-0-0		0-0-0		NEUTRAL		0-0-0		0-0-0		0-0-0
RPI	S	Opponent	Score	RPI	S	Opponent	Score	RPI	S	Opponent	Score	

Non-Div. I Games:

Cornell



Average RPI Win:		252	WON-LOST RECORD		WINNING PCT. RANK		LAST 10 GAMES		STRENGTH OF SCHEDULE		OPP. STRENGTH OF SCHEDULE		TEAM RPI		ADJ RPI		CONF. RPI		ADJ CONF. RPI				
Average RPI Loss:		50																					
DIV. I ONLY			5-4-0		.55556 131		5-4-0		170		180		139		.50876 139		4		4				
DIV. I NON-CONF.			4-4-0		.5 148		4-4-0		152		184		149		.4984 149		3		3				
TOTALS		RPI 1-25		RPI 26-50		W-L RECORDS		RPI 51-100		RPI 101-150		RPI 150+											
5-4-0		0-1-0		0-2-0		OVERALL		0-0-0		0-1-0		5-0-0											
3-0-0		0-0-0		0-0-0		HOME		0-0-0		0-0-0		3-0-0											
2-2-0		0-1-0		0-1-0		AWAY		0-0-0		0-0-0		2-0-0											
0-2-0		0-0-0		0-1-0		NEUTRAL		0-0-0		0-1-0		0-0-0											
4-4-0		0-1-0		0-2-0		NON-CONFERENCE		0-0-0		0-1-0		4-0-0											
3-0-0		0-0-0		0-0-0		HOME		0-0-0		0-0-0		3-0-0											
1-2-0		0-1-0		0-0-		AWAY		0-0-0		0-0-0		1-0-0											
0-2-0		0-0-0		0-1-0		NEUTRAL		0-0-0		0-1-0		0-0-0											
1-0-0		0-0-0		0-0-0		CONFERENCE		0-0-0		0-0-0		1-0-0											
0-0-0		0-0-0		0-0-0		HOME		0-0-0		0-0-0		0-0-0											
1-0-0		0-0-0		0-0-0		AWAY		0-0-0		0-0-0		1-0-0											
0-0-0		0-0-0		0-0-0		NEUTRAL		0-0-0		0-0-0		0-0-0											
RPI	S	Opponent		Score		RPI	S	Opponent		Score		RPI	S	Opponent		Score							
24	A	Portland		2	3	34	N	Baylor		1	2			101	N	San Diego		1	2				
						40	A	Memphis		1	2			176	A	UMKC		3	0				
														197	A	Mississippi St.		3	1				
														256	H	Southeast Mo. St.		4	0				
														307	H	Pacific		5	1				
														326	H	Eastern Ill.		3	0				
						LAST 10 GAMES																	
						326	H	Eastern Ill.		3	0	197	A	Mississippi St.		3	1						
						101	N	San Diego		1	2	24	A	Portland		2	3						
						34	N	Baylor		1	2	40	A	Memphis		1	2						
						176	A	UMKC		3	0	307	H	Pacific		5	1						
						256	H	Southeast Mo. St.		4	0												

Non-Div. I Games:

Missouri



Average RPI Win: 292		WON-LOST	WINNING	LAST 10	STRENGTH OF		OPP. STRENGTH	TEAM	ADJ		CONF.	ADJ CONF.					
Average RPI Loss: 83		RECORD	PCT. RANK	GAMES	SCHEDULE		OF SCHEDULE	RPI	RPI		RPI	RPI					
DIV. I ONLY		3-4-3	.45	179	3-4-3		79	265	141	.50793	140	24	24				
DIV. I NON-CONF.		3-4-3	.45	186	3-4-3		76	266	139	.50793	139	24	24				
<hr/>																	
TOTALS		RPI 1-25		RPI 26-50		W-L RECORDS		RPI 51-100		RPI 101-150		RPI 150+					
3-4-3		0-0-0		0-1-1		OVERALL		0-2-0		0-0-0		3-1-2					
1-2-1		0-0-0		0-0-1		HOME		0-2-0		0-0-0		1-0-0					
2-0-2		0-0-0		0-0-0		AWAY		0-0-0		0-0-0		2-0-2					
0-2-0		0-0-0		0-1-0		NEUTRAL		0-0-0		0-0-0		0-1-0					
3-4-3		0-0-0		0-1-1		NON-CONFERENCE		0-2-0		0-0-0		3-1-2					
1-2-1		0-0-0		0-0-1		HOME		0-2-0		0-0-0		1-0-0					
2-0-2		0-0-0		0-0-		AWAY		0-0-0		0-0-0		2-0-2					
0-2-0		0-0-0		0-1-0		NEUTRAL		0-0-0		0-0-0		0-1-0					
0-0-0		0-0-0		0-0-0		CONFERENCE		0-0-0		0-0-0		0-0-0					
0-0-0		0-0-0		0-0-0		HOME		0-0-0		0-0-0		0-0-0					
0-0-0		0-0-0		0-0-0		AWAY		0-0-0		0-0-0		0-0-0					
0-0-0		0-0-0		0-0-0		NEUTRAL		0-0-0		0-0-0		0-0-0					
RPI	S	Opponent		Score		RPI	S	Opponent		Score		RPI	S	Opponent		Score	
36	N	Colorado Col.		0	2	58	H	Wisconsin		1	5	167	N	St. Mary's (CA)		0	3
38	H	Indiana		0	0	71	H	DePaul		0	1	174	A	SIU Edwardsville		1	1
												215	A	South Dakota		1	1
												245	A	South Dakota St.		2	1
												306	H	Northern Ill.		1	0
												326	A	Eastern Ill.		3	0
<hr/>																	
LAST 10 GAMES																	
174	A	SIU Edwardsville		1	1	71	H	DePaul		0	1						
58	H	Wisconsin		1	5	306	H	Northern Ill.		1	0						
167	N	St. Mary's (CA)		0	3	326	A	Eastern Ill.		3	0						
36	N	Colorado Col.		0	2	245	A	South Dakota St.		2	1						
38	H	Indiana		0	0	215	A	South Dakota		1	1						

Non-Div. I Games:

Loyola Chicago



Average RPI Win:	213	WON-LOST RECORD	WINNING PCT. RANK	LAST 10 GAMES	STRENGTH OF SCHEDULE	OPP. STRENGTH OF SCHEDULE	TEAM RPI	ADJ RPI	CONF. RPI	ADJ CONF. RPI		
DIV. I ONLY		4-5-1	.45	179	4-5-1	135	64	140	.50748	141	1	1
DIV. I NON-CONF.		4-1-1	.75	50	4-1-1	231	179	118	.52803	118	1	1
<hr/>												
TOTALS	RPI 1-25	RPI 26-50		W-L RECORDS		RPI 51-100		RPI 101-150		RPI 150+		
4-5-1	0-1-0	0-2-0		OVERALL		0-2-0		0-0-0		4-0-1		
3-3-0	0-1-0	0-2-0		HOME		0-0-0		0-0-0		3-0-0		
1-2-1	0-0-0	0-0-0		AWAY		0-2-0		0-0-0		1-0-1		
0-0-0	0-0-0	0-0-0		NEUTRAL		0-0-0		0-0-0		0-0-0		
<hr/>												
4-1-1	0-0-0	0-0-0		NON-CONFERENCE		0-1-0		0-0-0		4-0-1		
3-0-0	0-0-0	0-0-0		HOME		0-0-0		0-0-0		3-0-0		
1-1-1	0-0-0	0-0-		AWAY		0-1-0		0-0-0		1-0-1		
0-0-0	0-0-0	0-0-0		NEUTRAL		0-0-0		0-0-0		0-0-0		
<hr/>												
0-4-0	0-1-0	0-2-0		CONFERENCE		0-1-0		0-0-0		0-0-0		
0-3-0	0-1-0	0-2-0		HOME		0-0-0		0-0-0		0-0-0		
0-1-0	0-0-0	0-0-0		AWAY		0-1-0		0-0-0		0-0-0		
0-0-0	0-0-0	0-0-0		NEUTRAL		0-0-0		0-0-0		0-0-0		
<hr/>												
RPI	S	Opponent	Score	RPI	S	Opponent	Score	RPI	S	Opponent	Score	
3	H	Virginia	1 3	26	H	Boston College	0 3	62	A	Clemson	0 2	
				47	H	North Carolina St.	0 1	73	A	Ohio St.	0 2	
										189	H Toledo	1 0
										192	H Bucknell	3 0
										213	H Central Mich.	1 0
										226	A Robert Morris	1 1
										257	A Duquesne	1 0
<hr/>												
LAST 10 GAMES												
				26	H	Boston College	0 3	3	H	Virginia	1 3	
				189	H	Toledo	1 0	62	A	Clemson	0 2	
				226	A	Robert Morris	1 1	47	H	North Carolina St.	0 1	
				213	H	Central Mich.	1 0	73	A	Ohio St.	0 2	
				192	H	Bucknell	3 0	257	A	Duquesne	1 0	

Non-Div. I Games:

Pittsburgh



Average RPI Win:		253	WON-LOST RECORD		WINNING PCT. RANK		LAST 10 GAMES		STRENGTH OF SCHEDULE		OPP. STRENGTH OF SCHEDULE		TEAM RPI	ADJ RPI		CONF. RPI	ADJ CONF. RPI	
DIV. I ONLY			4-4-0		.5	145	4-4-0		176		60		141	.50713		142	18	18
DIV. I NON-CONF.			4-4-0		.5	148	4-4-0		172		53		139	.50713		140	18	18
TOTALS		RPI 1-25		RPI 26-50			W-L RECORDS			RPI 51-100			RPI 101-150			RPI 150+		
4-4-0		0-2-0		0-1-0			OVERALL			0-1-0			0-0-0			4-0-0		
1-3-0		0-1-0		0-1-0			HOME			0-1-0			0-0-0			1-0-0		
2-1-0		0-1-0		0-0-0			AWAY			0-0-0			0-0-0			2-0-0		
1-0-0		0-0-0		0-0-0			NEUTRAL			0-0-0			0-0-0			1-0-0		
4-4-0		0-2-0		0-1-0			NON-CONFERENCE			0-1-0			0-0-0			4-0-0		
1-3-0		0-1-0		0-1-0			HOME			0-1-0			0-0-0			1-0-0		
2-1-0		0-1-0		0-0-			AWAY			0-0-0			0-0-0			2-0-0		
1-0-0		0-0-0		0-0-0			NEUTRAL			0-0-0			0-0-0			1-0-0		
0-0-0		0-0-0		0-0-0			CONFERENCE			0-0-0			0-0-0			0-0-0		
0-0-0		0-0-0		0-0-0			HOME			0-0-0			0-0-0			0-0-0		
0-0-0		0-0-0		0-0-0			AWAY			0-0-0			0-0-0			0-0-0		
0-0-0		0-0-0		0-0-0			NEUTRAL			0-0-0			0-0-0			0-0-0		
RPI	S	Opponent		Score		RPI	S	Opponent		Score		RPI	S	Opponent		Score		
13	A	Georgia		0	1	50	H	Furman		1	2	55	H	Miami (FL)		2	3	
17	H	Minnesota		0	3									187 H FIU		2	1	
														263 A Georgia St.		1	0	
														267 A Ga. Southern		2	1	
														293 N Niagara		3	2	
						LAST 10 GAMES												
		267 A Ga. Southern		2	1			50 H Furman		1	2							
		263 A Georgia St.		1	0			187 H FIU		2	1							
		13 A Georgia		0	1			17 H Minnesota		0	3							
		293 N Niagara		3	2													
		55 H Miami (FL)		2	3													



Average RPI Win: 207		WON-LOST	WINNING	LAST 10	STRENGTH OF	OPP. STRENGTH	TEAM	ADJ	CONF.	ADJ CONF.							
Average RPI Loss: 70		RECORD	PCT. RANK	GAMES	SCHEDULE	OF SCHEDULE	RPI	RPI	RPI	RPI							
DIV. I ONLY		2-5-0	.28571	265	2-5-0	47	119	143	.50676	143	26	25					
DIV. I NON-CONF.		2-5-0	.28571	263	2-5-0	43	117	141	.50676	141	26	25					
<hr/>																	
TOTALS		RPI 1-25		RPI 26-50		W-L RECORDS		RPI 51-100		RPI 101-150		RPI 150+					
2-5-0		0-1-0		0-1-0		OVERALL		0-1-0		0-2-0		2-0-0					
2-1-0		0-0-0		0-0-0		HOME		0-0-0		0-1-0		2-0-0					
0-4-0		0-1-0		0-1-0		AWAY		0-1-0		0-1-0		0-0-0					
0-0-0		0-0-0		0-0-0		NEUTRAL		0-0-0		0-0-0		0-0-0					
2-5-0		0-1-0		0-1-0		NON-CONFERENCE		0-1-0		0-2-0		2-0-0					
2-1-0		0-0-0		0-0-0		HOME		0-0-0		0-1-0		2-0-0					
0-4-0		0-1-0		0-0-		AWAY		0-1-0		0-1-0		0-0-0					
0-0-0		0-0-0		0-0-0		NEUTRAL		0-0-0		0-0-0		0-0-0					
0-0-0		0-0-0		0-0-0		CONFERENCE		0-0-0		0-0-0		0-0-0					
0-0-0		0-0-0		0-0-0		HOME		0-0-0		0-0-0		0-0-0					
0-0-0		0-0-0		0-0-0		AWAY		0-0-0		0-0-0		0-0-0					
0-0-0		0-0-0		0-0-0		NEUTRAL		0-0-0		0-0-0		0-0-0					
RPI	S	Opponent		Score		RPI	S	Opponent		Score		RPI	S	Opponent		Score	
10	A	Virginia Tech		1	7	28	A	William & Mary		0	3	76	A	Navy		1	4
												108	H	UNC Greensboro		1	3
												129	A	Elon		0	5
												191	H	East Carolina		1	0
												222	H	Appalachian St.		2	1
LAST 10 GAMES																	
28	A	William & Mary		0	3	191	H	East Carolina		1	0						
10	A	Virginia Tech		1	7	222	H	Appalachian St.		2	1						
						76	A	Navy		1	4						
						129	A	Elon		0	5						
						108	H	UNC Greensboro		1	3						

Non-Div. I Games:

High Point



Average RPI Win: 234		WON-LOST	WINNING	LAST 10	STRENGTH OF		OPP. STRENGTH	TEAM	ADJ	CONF.	ADJ CONF.			
Average RPI Loss: 74		RECORD	PCT. RANK	GAMES	SCHEDULE		OF SCHEDULE	RPI	RPI	RPI	RPI			
DIV. I ONLY		2-4-3	.38889	217	2-4-3		69	209	144	.50658	144	17	17	
DIV. I NON-CONF.		2-4-3	.38889	217	2-4-3		66	209	142	.50658	142	17	17	
<hr/>														
TOTALS		RPI 1-25		RPI 26-50		W-L RECORDS		RPI 51-100		RPI 101-150		RPI 150+		
2-4-3		0-0-0		0-1-0		OVERALL		0-3-0		0-0-1		2-0-2		
0-1-2		0-0-0		0-0-0		HOME		0-1-0		0-0-1		0-0-1		
2-3-1		0-0-0		0-1-0		AWAY		0-2-0		0-0-0		2-0-1		
0-0-0		0-0-0		0-0-0		NEUTRAL		0-0-0		0-0-0		0-0-0		
<hr/>														
2-4-3		0-0-0		0-1-0		NON-CONFERENCE		0-3-0		0-0-1		2-0-2		
0-1-2		0-0-0		0-0-0		HOME		0-1-0		0-0-1		0-0-1		
2-3-1		0-0-0		0-0-		AWAY		0-2-0		0-0-0		2-0-1		
0-0-0		0-0-0		0-0-0		NEUTRAL		0-0-0		0-0-0		0-0-0		
<hr/>														
0-0-0		0-0-0		0-0-0		CONFERENCE		0-0-0		0-0-0		0-0-0		
0-0-0		0-0-0		0-0-0		HOME		0-0-0		0-0-0		0-0-0		
0-0-0		0-0-0		0-0-0		AWAY		0-0-0		0-0-0		0-0-0		
0-0-0		0-0-0		0-0-0		NEUTRAL		0-0-0		0-0-0		0-0-0		
<hr/>														
RPI	S	Opponent	Score		RPI	S	Opponent	Score		RPI	S	Opponent	Score	
					48	A	Pepperdine	0	1	70	H	Butler	3	4
										83	A	West Virginia	1	4
										96	A	Iowa	0	1
										126	H	Dayton	2	2
										164	A	Ohio	1	1
										207	A	Nevada	1	0
										209	H	Western Mich.	0	0
										260	A	IPFW	2	1
<hr/>														
LAST 10 GAMES														
					83	A	West Virginia	1	4	96	A	Iowa	0	1
					70	H	Butler	3	4	209	H	Western Mich.	0	0
					126	H	Dayton	2	2	207	A	Nevada	1	0
					260	A	IPFW	2	1	48	A	Pepperdine	0	1
										164	A	Ohio	1	1

Non-Div. I Games:

Wright St.



Average RPI Win: 150		WON-LOST RECORD	WINNING PCT. RANK	LAST 10 GAMES	STRENGTH OF SCHEDULE	OPP. STRENGTH OF SCHEDULE	TEAM RPI	ADJ RPI	CONF. RPI	ADJ CONF. RPI	
Average RPI Loss: 92											
DIV. I ONLY		2-6-1	.27778 269	2-6-1	49	102	146	.50494 145	2	2	
DIV. I NON-CONF.		2-6-1	.27778 269	2-6-1	46	98	144	.50494 143	2	2	
<hr/>											
TOTALS		RPI 1-25	RPI 26-50		W-L RECORDS		RPI 51-100		RPI 101-150		RPI 150+
2-6-1		0-2-0	0-0-0		OVERALL		1-1-1		0-2-0		1-1-0
2-2-1		0-0-0	0-0-0		HOME		1-1-1		0-1-0		1-0-0
0-4-0		0-2-0	0-0-0		AWAY		0-0-0		0-1-0		0-1-0
0-0-0		0-0-0	0-0-0		NEUTRAL		0-0-0		0-0-0		0-0-0
2-6-1		0-2-0	0-0-0		NON-CONFERENCE		1-1-1		0-2-0		1-1-0
2-2-1		0-0-0	0-0-0		HOME		1-1-1		0-1-0		1-0-0
0-4-0		0-2-0	0-0-		AWAY		0-0-0		0-1-0		0-1-0
0-0-0		0-0-0	0-0-0		NEUTRAL		0-0-0		0-0-0		0-0-0
0-0-0		0-0-0	0-0-0		CONFERENCE		0-0-0		0-0-0		0-0-0
0-0-0		0-0-0	0-0-0		HOME		0-0-0		0-0-0		0-0-0
0-0-0		0-0-0	0-0-0		AWAY		0-0-0		0-0-0		0-0-0
0-0-0		0-0-0	0-0-0		NEUTRAL		0-0-0		0-0-0		0-0-0
RPI	S	Opponent		Score		RPI	S	Opponent		Score	
1	A	Florida St.		0	1						
18	A	Florida		1	3						
						52	H	UC Irvine		0	2
						58	H	Wisconsin		1	1
						94	H	Texas		1	0

Non-Div. I Games:

Oregon St.



Average RPI Win: 210		WON-LOST RECORD	WINNING PCT. RANK		LAST 10 GAMES	STRENGTH OF SCHEDULE	OPP. STRENGTH OF SCHEDULE	TEAM RPI	ADJ RPI	CONF. RPI	ADJ CONF. RPI		
Average RPI Loss: 191													
DIV. I ONLY		5-2-2	.66667	71	5-2-2	231	208	145	.50368	146	27	27	
DIV. I NON-CONF.		5-2-2	.66667	78	5-2-2	226	208	143	.50368	145	27	27	
<hr/>													
TOTALS		RPI 1-25		RPI 26-50		W-L RECORDS		RPI 51-100		RPI 101-150		RPI 150+	
5-2-2		0-0-0		0-0-0		OVERALL		0-0-0		1-1-0		4-1-2	
4-2-0		0-0-0		0-0-0		HOME		0-0-0		1-1-0		3-1-0	
1-0-2		0-0-0		0-0-0		AWAY		0-0-0		0-0-0		1-0-2	
0-0-0		0-0-0		0-0-0		NEUTRAL		0-0-0		0-0-0		0-0-0	
5-2-2		0-0-0		0-0-0		NON-CONFERENCE		0-0-0		1-1-0		4-1-2	
4-2-0		0-0-0		0-0-0		HOME		0-0-0		1-1-0		3-1-0	
1-0-2		0-0-0		0-0-		AWAY		0-0-0		0-0-0		1-0-2	
0-0-0		0-0-0		0-0-0		NEUTRAL		0-0-0		0-0-0		0-0-0	
0-0-0		0-0-0		0-0-0		CONFERENCE		0-0-0		0-0-0		0-0-0	
0-0-0		0-0-0		0-0-0		HOME		0-0-0		0-0-0		0-0-0	
0-0-0		0-0-0		0-0-0		AWAY		0-0-0		0-0-0		0-0-0	
0-0-0		0-0-0		0-0-0		NEUTRAL		0-0-0		0-0-0		0-0-0	
RPI	S	Opponent	Score	RPI	S	Opponent	Score	RPI	S	Opponent	Score		
										116 H Drexel	0	3	
										134 H Wagner	2	1	
										154 A Saint Joseph's	0	0	
										192 H Bucknell	1	0	
										210 A American	2	1	
										226 H Robert Morris	2	1	
										265 H Mt. St. Mary's	0	1	
										269 A Loyola Maryland	1	1	
										289 H Howard	3	0	
<hr/>													
LAST 10 GAMES													
						134 H Wagner	2	1			116 H Drexel	0	3
						192 H Bucknell	1	0			154 A Saint Joseph's	0	0
						289 H Howard	3	0			210 A American	2	1
						269 A Loyola Maryland	1	1			265 H Mt. St. Mary's	0	1
						226 H Robert Morris	2	1					

Non-Div. I Games:

UMBC



Average RPI Win:	201	WON-LOST	WINNING	LAST 10	STRENGTH OF	OPP. STRENGTH	TEAM	ADJ	CONF.	ADJ CONF.			
Average RPI Loss:	106	RECORD	PCT. RANK	GAMES	SCHEDULE	OF SCHEDULE	RPI	RPI	RPI	RPI			
DIV. I ONLY		2-3-1	.41667	210	2-3-1	113	108	147	.50331	147	11	11	
DIV. I NON-CONF.		2-3-1	.41667	211	2-3-1	110	106	146	.50331	146	11	11	
-----													
TOTALS	RPI 1-25	RPI 26-50		W-L RECORDS		RPI 51-100		RPI 101-150		RPI 150+			
2-3-1	0-0-0	0-1-0		OVERALL		0-0-1		0-1-0		2-1-0			
2-0-0	0-0-0	0-0-0		HOME		0-0-0		0-0-0		2-0-0			
0-3-1	0-0-0	0-1-0		AWAY		0-0-1		0-1-0		0-1-0			
0-0-0	0-0-0	0-0-0		NEUTRAL		0-0-0		0-0-0		0-0-0			
2-3-1	0-0-0	0-1-0		NON-CONFERENCE		0-0-1		0-1-0		2-1-0			
2-0-0	0-0-0	0-0-0		HOME		0-0-0		0-0-0		2-0-0			
0-3-1	0-0-0	0-0-		AWAY		0-0-1		0-1-0		0-1-0			
0-0-0	0-0-0	0-0-0		NEUTRAL		0-0-0		0-0-0		0-0-0			
0-0-0	0-0-0	0-0-0		CONFERENCE		0-0-0		0-0-0		0-0-0			
0-0-0	0-0-0	0-0-0		HOME		0-0-0		0-0-0		0-0-0			
0-0-0	0-0-0	0-0-0		AWAY		0-0-0		0-0-0		0-0-0			
0-0-0	0-0-0	0-0-0		NEUTRAL		0-0-0		0-0-0		0-0-0			
RPI	S	Opponent	Score	RPI	S	Opponent	Score	RPI	S	Opponent	Score		
				35	A	Connecticut	0 2	61	A	St. John's (NY)	0 0		
										112	A	Purdue	3 5
										170	A	Northwestern	0 2
										193	H	Fordham	4 0
										208	H	Maine	1 0
-----													
LAST 10 GAMES													
				61	A	St. John's (NY)	0 0	208	H	Maine	1 0		
				35	A	Connecticut	0 2						
				193	H	Fordham	4 0						
				170	A	Northwestern	0 2						
				112	A	Purdue	3 5						

Non-Div. I Games:

Dartmouth



Average RPI Win: 223		WON-LOST RECORD		WINNING PCT. RANK		LAST 10 GAMES		STRENGTH OF SCHEDULE		OPP. STRENGTH OF SCHEDULE		TEAM RPI		ADJ RPI		CONF. RPI		ADJ CONF. RPI	
DIV. I ONLY		5-3-0		.625 88		5-3-0		239		139		148		.50029 148		20		20	
DIV. I NON-CONF.		5-3-0		.625 94		5-3-0		237		138		147		.50029 147		19		19	
TOTALS		RPI 1-25		RPI 26-50		W-L RECORDS		RPI 51-100		RPI 101-150		RPI 150+							
5-3-0		0-0-0		0-1-0		OVERALL		0-0-0		0-2-0		5-0-0							
4-0-0		0-0-0		0-0-0		HOME		0-0-0		0-0-0		4-0-0							
1-2-0		0-0-0		0-1-0		AWAY		0-0-0		0-1-0		1-0-0							
0-1-0		0-0-0		0-0-0		NEUTRAL		0-0-0		0-1-0		0-0-0							
5-3-0		0-0-0		0-1-0		NON-CONFERENCE		0-0-0		0-2-0		5-0-0							
4-0-0		0-0-0		0-0-0		HOME		0-0-0		0-0-0		4-0-0							
1-2-0		0-0-0		0-0-		AWAY		0-0-0		0-1-0		1-0-0							
0-1-0		0-0-0		0-0-0		NEUTRAL		0-0-0		0-1-0		0-0-0							
0-0-0		0-0-0		0-0-0		CONFERENCE		0-0-0		0-0-0		0-0-0							
0-0-0		0-0-0		0-0-0		HOME		0-0-0		0-0-0		0-0-0							
0-0-0		0-0-0		0-0-0		AWAY		0-0-0		0-0-0		0-0-0							
0-0-0		0-0-0		0-0-0		NEUTRAL		0-0-0		0-0-0		0-0-0							
RPI	S	Opponent		Score		RPI	S	Opponent		Score		RPI	S	Opponent		Score			
				49	A	Marshall		0	3			132	A	Cincinnati	1	2			
												137	N	Coastal Caro.	0	1			
												165	H	Valparaiso	1	0			
												166	A	Col. of Charleston	1	0			
												233	H	Cleveland St.	1	0			
												236	H	St. Bonaventure	3	2			
												313	H	Youngstown St.	3	0			
LAST 10 GAMES																			
				233	H	Cleveland St.		1	0	313	H	Youngstown St.		3	0				
				49	A	Marshall		0	3	132	A	Cincinnati		1	2				
				236	H	St. Bonaventure		3	2	166	A	Col. of Charleston		1	0				
										137	N	Coastal Caro.		0	1				
										165	H	Valparaiso		1	0				

Non-Div. I Games:

Kent St.



Average RPI Win:	242	WON-LOST	WINNING	LAST 10	STRENGTH OF	OPP. STRENGTH	TEAM	ADJ	CONF.	ADJ CONF.		
Average RPI Loss:	97	RECORD	PCT. RANK	GAMES	SCHEDULE	OF SCHEDULE	RPI	RPI	RPI	RPI		
DIV. I ONLY		6-2-2	.7	59	6-2-2	292	99	149	.49959	149	12	12
DIV. I NON-CONF.		6-2-2	.7	59	6-2-2	293	93	148	.49959	148	12	12
-----												
TOTALS	RPI 1-25	RPI 26-50		W-L RECORDS		RPI 51-100		RPI 101-150		RPI 150+		
6-2-2	0-0-0	0-0-1		OVERALL		0-1-0		0-1-0		6-0-1		
4-1-0	0-0-0	0-0-0		HOME		0-0-0		0-1-0		4-0-0		
1-1-1	0-0-0	0-0-0		AWAY		0-1-0		0-0-0		1-0-1		
1-0-1	0-0-0	0-0-1		NEUTRAL		0-0-0		0-0-0		1-0-0		
6-2-2	0-0-0	0-0-1		NON-CONFERENCE		0-1-0		0-1-0		6-0-1		
4-1-0	0-0-0	0-0-0		HOME		0-0-0		0-1-0		4-0-0		
1-1-1	0-0-0	0-0-		AWAY		0-1-0		0-0-0		1-0-1		
1-0-1	0-0-0	0-0-1		NEUTRAL		0-0-0		0-0-0		1-0-0		
0-0-0	0-0-0	0-0-0		CONFERENCE		0-0-0		0-0-0		0-0-0		
0-0-0	0-0-0	0-0-0		HOME		0-0-0		0-0-0		0-0-0		
0-0-0	0-0-0	0-0-0		AWAY		0-0-0		0-0-0		0-0-0		
0-0-0	0-0-0	0-0-0		NEUTRAL		0-0-0		0-0-0		0-0-0		
RPI S	Opponent	Score	RPI S	Opponent	Score	RPI S	Opponent	Score	RPI S	Opponent	Score	
			50 N	Furman	1 1	72 A	Auburn	0 6	122 H	South Ala.	2 3	
									169 H	Alcorn	10 1	
									177 H	Southeastern La.	1 0	
									185 A	Arkansas St.	2 2	
									197 H	Mississippi St.	3 0	
									284 A	Mississippi Val.	6 0	
									304 N	Jackson St.	4 0	
									318 H	Ark.-Pine Bluff	8 0	



Average RPI Win: 222		WON-LOST RECORD		WINNING PCT. RANK		LAST 10 GAMES		STRENGTH OF SCHEDULE		OPP. STRENGTH OF SCHEDULE		TEAM RPI		ADJ RPI		CONF. RPI		ADJ CONF. RPI	
DIV. I ONLY		3-7-0		.3 262		3-7-0		67		101		150		.49827 150		8		8	
DIV. I NON-CONF.		3-7-0		.3 260		3-7-0		64		96		150		.49827 150		8		8	
TOTALS		RPI 1-25		RPI 26-50		W-L RECORDS		RPI 51-100		RPI 101-150		RPI 150+							
3-7-0		0-2-0		0-1-0		OVERALL		0-3-0		0-0-0		3-1-0							
3-2-0		0-1-0		0-0-0		HOME		0-1-0		0-0-0		3-0-0							
0-5-0		0-1-0		0-1-0		AWAY		0-2-0		0-0-0		0-1-0							
0-0-0		0-0-0		0-0-0		NEUTRAL		0-0-0		0-0-0		0-0-0							
3-7-0		0-2-0		0-1-0		NON-CONFERENCE		0-3-0		0-0-0		3-1-0							
3-2-0		0-1-0		0-0-0		HOME		0-1-0		0-0-0		3-0-0							
0-5-0		0-1-0		0-0-		AWAY		0-2-0		0-0-0		0-1-0							
0-0-0		0-0-0		0-0-0		NEUTRAL		0-0-0		0-0-0		0-0-0							
0-0-0		0-0-0		0-0-0		CONFERENCE		0-0-0		0-0-0		0-0-0							
0-0-0		0-0-0		0-0-0		HOME		0-0-0		0-0-0		0-0-0							
0-0-0		0-0-0		0-0-0		AWAY		0-0-0		0-0-0		0-0-0							
0-0-0		0-0-0		0-0-0		NEUTRAL		0-0-0		0-0-0		0-0-0							
RPI	S	Opponent		Score		RPI	S	Opponent		Score		RPI	S	Opponent		Score			
6	A	Stanford		0	4	32	A	Long Beach St.		0	1	52	H	UC Irvine		0	3		
11	H	UCLA		0	3							56	A	Cal St. Fullerton		0	1		
												89	A	Southern California		1	5		

Non-Div. I Games:

Loyola Marymount



[illegible]

**Non-Div. I Games:**

Middle Tenn.



Average RPI Win: 245		WON-LOST RECORD	WINNING PCT. RANK		LAST 10 GAMES	STRENGTH OF SCHEDULE	OPP. STRENGTH OF SCHEDULE	TEAM RPI	ADJ RPI	CONF. RPI	ADJ CONF. RPI	
Average RPI Loss: 150												
DIV. I ONLY		3-2-1	.58333	121	3-2-1	182	272	151	.49634	152	13	13
DIV. I NON-CONF.		3-2-1	.58333	120	3-2-1	181	272	151	.49634	152	13	13
<hr/>												
TOTALS		RPI 1-25		RPI 26-50		W-L RECORDS		RPI 51-100		RPI 101-150		RPI 150+
3-2-1		0-0-0		0-0-0		OVERALL		0-0-0		0-1-0		3-1-1
1-1-0		0-0-0		0-0-0		HOME		0-0-0		0-1-0		1-0-0
2-1-1		0-0-0		0-0-0		AWAY		0-0-0		0-0-0		2-1-1
0-0-0		0-0-0		0-0-0		NEUTRAL		0-0-0		0-0-0		0-0-0
3-2-1		0-0-0		0-0-0		NON-CONFERENCE		0-0-0		0-1-0		3-1-1
1-1-0		0-0-0		0-0-0		HOME		0-0-0		0-1-0		1-0-0
2-1-1		0-0-0		0-0-		AWAY		0-0-0		0-0-0		2-1-1
0-0-0		0-0-0		0-0-0		NEUTRAL		0-0-0		0-0-0		0-0-0
0-0-0		0-0-0		0-0-0		CONFERENCE		0-0-0		0-0-0		0-0-0
0-0-0		0-0-0		0-0-0		HOME		0-0-0		0-0-0		0-0-0
0-0-0		0-0-0		0-0-0		AWAY		0-0-0		0-0-0		0-0-0
0-0-0		0-0-0		0-0-0		NEUTRAL		0-0-0		0-0-0		0-0-0
RPI	S	Opponent	Score	RPI	S	Opponent	Score	RPI	S	Opponent	Score	
										137 H Coastal Caro.	0	2
										161 A Presbyterian	2	1
										163 A Winthrop	0	1
										235 A USC Upstate	0	0
										279 H UNC Asheville	1	0
										294 A Gardner-Webb	2	1
LAST 10 GAMES												
				294 A Gardner-Webb	2	1	235 A USC Upstate	0	0			
				161 A Presbyterian	2	1	163 A Winthrop	0	1			
				279 H UNC Asheville	1	0						
				137 H Coastal Caro.	0	2						

Non-Div. I Games:

Wofford



Average RPI Win:		250	WON-LOST RECORD		WINNING PCT. RANK		LAST 10 GAMES		STRENGTH OF SCHEDULE		OPP. STRENGTH OF SCHEDULE		TEAM RPI		ADJ RPI		CONF. RPI		ADJ CONF. RPI	
DIV. I ONLY			4-4-1		.5 145		4-4-1		186		87		152		.49623 153		17		17	
DIV. I NON-CONF.			4-4-1		.5 148		4-4-1		185		81		152		.49623 153		17		17	
TOTALS		RPI 1-25		RPI 26-50		W-L RECORDS		RPI 51-100		RPI 101-150		RPI 150+								
4-4-1		0-2-0		0-1-0		OVERALL		0-1-0		1-0-0		3-0-1								
2-0-0		0-0-0		0-0-0		HOME		0-0-0		0-0-0		2-0-0								
2-4-1		0-2-0		0-1-0		AWAY		0-1-0		1-0-0		1-0-1								
0-0-0		0-0-0		0-0-0		NEUTRAL		0-0-0		0-0-0		0-0-0								
4-4-1		0-2-0		0-1-0		NON-CONFERENCE		0-1-0		1-0-0		3-0-1								
2-0-0		0-0-0		0-0-0		HOME		0-0-0		0-0-0		2-0-0								
2-4-1		0-2-0		0-0-		AWAY		0-1-0		1-0-0		1-0-1								
0-0-0		0-0-0		0-0-0		NEUTRAL		0-0-0		0-0-0		0-0-0								
0-0-0		0-0-0		0-0-0		CONFERENCE		0-0-0		0-0-0		0-0-0								
0-0-0		0-0-0		0-0-0		HOME		0-0-0		0-0-0		0-0-0								
0-0-0		0-0-0		0-0-0		AWAY		0-0-0		0-0-0		0-0-0								
0-0-0		0-0-0		0-0-0		NEUTRAL		0-0-0		0-0-0		0-0-0								
RPI	S	Opponent		Score		RPI	S	Opponent		Score		RPI	S	Opponent		Score				
8	A	Notre Dame		0	4	45	A	California		1	2	81	A	Eastern Mich.		2	3			
16	A	Michigan		0	2									120 A San Francisco		1	0			
														213 A Central Mich.		2	2			
														277 H Bowling Green		3	0			
														286 H Stetson		4	0			
														316 A Canisius		2	1			
						LAST 10 GAMES														
		8 A Notre Dame		0	4			286 H Stetson		4	0									
		316 A Canisius		2	1			277 H Bowling Green		3	0									
		120 A San Francisco		1	0			16 A Michigan		0	2									
		45 A California		1	2			81 A Eastern Mich.		2	3									
		213 A Central Mich.		2	2															



Average RPI Win:	264	WON-LOST	WINNING	LAST 10	STRENGTH OF	OPP. STRENGTH	TEAM	ADJ	CONF.	ADJ CONF.	
Average RPI Loss:	92	RECORD	PCT. RANK	GAMES	SCHEDULE	OF SCHEDULE	RPI	RPI	RPI	RPI	
DIV. I ONLY	4-4-2	.5	145	4-4-2	157	214	154	.49434	154	15	15
DIV. I NON-CONF.	4-4-2	.5	148	4-4-2	151	215	154	.49434	154	15	15
<hr/>											
TOTALS	RPI 1-25	RPI 26-50		W-L RECORDS		RPI 51-100		RPI 101-150		RPI 150+	
4-4-2	0-0-0	0-0-0		OVERALL		0-2-0		0-2-1		4-0-1	
2-4-2	0-0-0	0-0-0		HOME		0-2-0		0-2-1		2-0-1	
2-0-0	0-0-0	0-0-0		AWAY		0-0-0		0-0-0		2-0-0	
0-0-0	0-0-0	0-0-0		NEUTRAL		0-0-0		0-0-0		0-0-0	
4-4-2	0-0-0	0-0-0		NON-CONFERENCE		0-2-0		0-2-1		4-0-1	
2-4-2	0-0-0	0-0-0		HOME		0-2-0		0-2-1		2-0-1	
2-0-0	0-0-0	0-0-		AWAY		0-0-0		0-0-0		2-0-0	
0-0-0	0-0-0	0-0-0		NEUTRAL		0-0-0		0-0-0		0-0-0	
0-0-0	0-0-0	0-0-0		CONFERENCE		0-0-0		0-0-0		0-0-0	
0-0-0	0-0-0	0-0-0		HOME		0-0-0		0-0-0		0-0-0	
0-0-0	0-0-0	0-0-0		AWAY		0-0-0		0-0-0		0-0-0	
0-0-0	0-0-0	0-0-0		NEUTRAL		0-0-0		0-0-0		0-0-0	
RPI	S	Opponent	Score	RPI	S	Opponent	Score	RPI	S	Opponent	Score
						53 H Princeton	0 1	107 H Penn			0 1
						97 H Hofstra	0 2	111 H Liberty			0 3
								146 H UMBC			0 0
								188 H Hartford			0 0
								234 H Longwood			5 1
								269 H Loyola Maryland			1 0
								271 A Quinnipiac			3 2
								281 A LIU Brooklyn			1 0
<hr/>											
LAST 10 GAMES											
						111 H Liberty	0 3	97 H Hofstra			0 2
						234 H Longwood	5 1	53 H Princeton			0 1
						271 A Quinnipiac	3 2	107 H Penn			0 1
						146 H UMBC	0 0	269 H Loyola Maryland			1 0
						188 H Hartford	0 0	281 A LIU Brooklyn			1 0

Non-Div. I Games:

Saint Joseph's



Average RPI Win:	208	WON-LOST	WINNING	LAST 10	STRENGTH OF	OPP. STRENGTH	TEAM	ADJ	CONF.	ADJ CONF.			
Average RPI Loss:	145	RECORD	PCT. RANK	GAMES	SCHEDULE	OF SCHEDULE	RPI	RPI	RPI	RPI			
DIV. I ONLY		4-4-0	.5	145	4-4-0	165	204	155	.49268	155	29	29	
DIV. I NON-CONF.		4-4-0	.5	148	4-4-0	161	205	155	.49268	155	29	29	
<hr/>													
TOTALS	RPI 1-25	RPI 26-50		W-L RECORDS		RPI 51-100		RPI 101-150		RPI 150+			
4-4-0	0-0-0	0-0-0		OVERALL		0-1-0		1-2-0		3-1-0			
3-0-0	0-0-0	0-0-0		HOME		0-0-0		1-0-0		2-0-0			
1-4-0	0-0-0	0-0-0		AWAY		0-1-0		0-2-0		1-1-0			
0-0-0	0-0-0	0-0-0		NEUTRAL		0-0-0		0-0-0		0-0-0			
<hr/>													
4-4-0	0-0-0	0-0-0		NON-CONFERENCE		0-1-0		1-2-0		3-1-0			
3-0-0	0-0-0	0-0-0		HOME		0-0-0		1-0-0		2-0-0			
1-4-0	0-0-0	0-0-		AWAY		0-1-0		0-2-0		1-1-0			
0-0-0	0-0-0	0-0-0		NEUTRAL		0-0-0		0-0-0		0-0-0			
<hr/>													
0-0-0	0-0-0	0-0-0		CONFERENCE		0-0-0		0-0-0		0-0-0			
0-0-0	0-0-0	0-0-0		HOME		0-0-0		0-0-0		0-0-0			
0-0-0	0-0-0	0-0-0		AWAY		0-0-0		0-0-0		0-0-0			
0-0-0	0-0-0	0-0-0		NEUTRAL		0-0-0		0-0-0		0-0-0			
<hr/>													
RPI	S	Opponent	Score	RPI	S	Opponent	Score	RPI	S	Opponent	Score		
								127	A	Army	0	1	
								133	H	Yale	1	0	
								134	A	Wagner	1	2	
								188	A	Hartford	2	1	
								210	H	American	1	0	
								225	A	Central Conn. St.	1	3	
								300	H	Holy Cross	2	1	
<hr/>													
				LAST 10 GAMES									
				188	A	Hartford	2	1	133	H	Yale	1	0
				95	A	Stony Brook	0	2	225	A	Central Conn. St.	1	3
				134	A	Wagner	1	2	300	H	Holy Cross	2	1
				127	A	Army	0	1	210	H	American	1	0

**Non-Div. I Games:**

Fairfield



Average RPI Win: 230		WON-LOST RECORD		WINNING PCT. RANK		LAST 10 GAMES		STRENGTH OF SCHEDULE		OPP. STRENGTH OF SCHEDULE		TEAM RPI		ADJ RPI		CONF. RPI		ADJ CONF. RPI	
DIV. I ONLY		7-2-1		.75 47		7-2-1		310		107		156		.49201 156		24		24	
DIV. I NON-CONF.		7-2-1		.75 50		7-2-1		309		105		156		.49201 156		24		24	
TOTALS		RPI 1-25		RPI 26-50		W-L RECORDS		RPI 51-100		RPI 101-150		RPI 150+							
7-2-1		0-0-0		0-0-0		OVERALL		0-1-0		0-0-0		7-1-1							
4-1-0		0-0-0		0-0-0		HOME		0-0-0		0-0-0		4-1-0							
3-1-1		0-0-0		0-0-0		AWAY		0-1-0		0-0-0		3-0-1							
0-0-0		0-0-0		0-0-0		NEUTRAL		0-0-0		0-0-0		0-0-0							
7-2-1		0-0-0		0-0-0		NON-CONFERENCE		0-1-0		0-0-0		7-1-1							
4-1-0		0-0-0		0-0-0		HOME		0-0-0		0-0-0		4-1-0							
3-1-1		0-0-0		0-0-		AWAY		0-1-0		0-0-0		3-0-1							
0-0-0		0-0-0		0-0-0		NEUTRAL		0-0-0		0-0-0		0-0-0							
0-0-0		0-0-0		0-0-0		CONFERENCE		0-0-0		0-0-0		0-0-0							
0-0-0		0-0-0		0-0-0		HOME		0-0-0		0-0-0		0-0-0							
0-0-0		0-0-0		0-0-0		AWAY		0-0-0		0-0-0		0-0-0							
0-0-0		0-0-0		0-0-0		NEUTRAL		0-0-0		0-0-0		0-0-0							
RPI	S	Opponent		Score	RPI	S	Opponent		Score	RPI	S	Opponent		Score					
							77	A	Xavier	0	1	165	H	Valparaiso	2	1			
												178	H	IUPUI	1	0			
												179	A	Saint Louis	1	1			
												184	A	Eastern Ky.	3	0			
												203	H	Murray St.	0	1			
												219	H	UT Martin	3	0			
												277	A	Bowling Green	2	1			
												280	H	Belmont	3	0			
												309	A	Tennessee Tech	2	1			
LAST 10 GAMES																			
			277	A	Bowling Green	2	1		184	A	Eastern Ky.	3	0						
			77	A	Xavier	0	1		165	H	Valparaiso	2	1						
			219	H	UT Martin	3	0		280	H	Belmont	3	0						
			309	A	Tennessee Tech	2	1		179	A	Saint Louis	1	1						
			203	H	Murray St.	0	1		178	H	IUPUI	1	0						

Non-Div. I Games:

Evansville



M  
e  
r  
c  
e  
r




**Mercer**



Average RPI Win:		284	WON-LOST RECORD		WINNING PCT. RANK		LAST 10 GAMES		STRENGTH OF SCHEDULE		OPP. STRENGTH OF SCHEDULE		TEAM RPI		ADJ RPI		CONF. RPI		ADJ CONF. RPI				
DIV. I ONLY			2-3-2		.42857	205	2-3-2		99		284		159		.48834		158		13		13		
DIV. I NON-CONF.			2-3-2		.42857	204	2-3-2		96		285		159		.48834		158		13		13		
TOTALS		RPI 1-25		RPI 26-50				W-L RECORDS				RPI 51-100				RPI 101-150				RPI 150+			
2-3-2		0-1-0		0-0-0				OVERALL				0-1-0				0-0-0				2-1-2			
2-0-2		0-0-0		0-0-0				HOME				0-0-0				0-0-0				2-0-2			
0-3-0		0-1-0		0-0-0				AWAY				0-1-0				0-0-0				0-1-0			
0-0-0		0-0-0		0-0-0				NEUTRAL				0-0-0				0-0-0				0-0-0			
2-3-2		0-1-0		0-0-0				NON-CONFERENCE				0-1-0				0-0-0				2-1-2			
2-0-2		0-0-0		0-0-0				HOME				0-0-0				0-0-0				2-0-2			
0-3-0		0-1-0		0-0-				AWAY				0-1-0				0-0-0				0-1-0			
0-0-0		0-0-0		0-0-0				NEUTRAL				0-0-0				0-0-0				0-0-0			
0-0-0		0-0-0		0-0-0				CONFERENCE				0-0-0				0-0-0				0-0-0			
0-0-0		0-0-0		0-0-0				HOME				0-0-0				0-0-0				0-0-0			
0-0-0		0-0-0		0-0-0				AWAY				0-0-0				0-0-0				0-0-0			
0-0-0		0-0-0		0-0-0				NEUTRAL				0-0-0				0-0-0				0-0-0			
RPI	S	Opponent			Score			RPI	S	Opponent			Score			RPI	S	Opponent			Score		
14	A	Maryland			0 9											76	A	Navy			0 5		
																		161 A Presbyterian			1 2		
																		163 H Winthrop			2 2		
																		266 H Jacksonville St.			3 1		
																		301 H Charleston So.			2 1		
																		316 H Canisius			1 1		



U  
C  
D  
a  
v  
i  
s

 Tie,  Loss,  Non-Conf, S Site, H Home, A Away, N Neutral Page 159



Average RPI Win: 218		WON-LOST RECORD	WINNING PCT. RANK		LAST 10 GAMES	STRENGTH OF SCHEDULE	OPP. STRENGTH OF SCHEDULE	TEAM RPI	ADJ RPI		CONF. RPI	ADJ CONF. RPI				
Average RPI Loss: 192																
DIV. I ONLY		3-2-2	.57143	122	3-2-2	200	249	158	.48673	160	20	20				
DIV. I NON-CONF.		3-2-2	.57143	123	3-2-2	194	253	158	.48673	161	19	19				
<hr/>																
TOTALS		RPI 1-25		RPI 26-50		W-L RECORDS		RPI 51-100		RPI 101-150		RPI 150+				
3-2-2		0-0-0		0-0-0		OVERALL		0-1-0		1-0-1		2-1-1				
2-1-2		0-0-0		0-0-0		HOME		0-0-0		1-0-1		1-1-1				
1-1-0		0-0-0		0-0-0		AWAY		0-1-0		0-0-0		1-0-0				
0-0-0		0-0-0		0-0-0		NEUTRAL		0-0-0		0-0-0		0-0-0				
3-2-2		0-0-0		0-0-0		NON-CONFERENCE		0-1-0		1-0-1		2-1-1				
2-1-2		0-0-0		0-0-0		HOME		0-0-0		1-0-1		1-1-1				
1-1-0		0-0-0		0-0-		AWAY		0-1-0		0-0-0		1-0-0				
0-0-0		0-0-0		0-0-0		NEUTRAL		0-0-0		0-0-0		0-0-0				
0-0-0		0-0-0		0-0-0		CONFERENCE		0-0-0		0-0-0		0-0-0				
0-0-0		0-0-0		0-0-0		HOME		0-0-0		0-0-0		0-0-0				
0-0-0		0-0-0		0-0-0		AWAY		0-0-0		0-0-0		0-0-0				
0-0-0		0-0-0		0-0-0		NEUTRAL		0-0-0		0-0-0		0-0-0				
RPI	S	Opponent		Score	RPI	S	Opponent		Score	RPI	S	Opponent		Score		
							90	A	Michigan St.	0	2	104	H	Austin Peay	1	0
												138	H	Cornell	0	0
												236	A	St. Bonaventure	2	1
												257	H	Duquesne	0	0
												293	H	Niagara	1	2
												313	H	Youngstown St.	1	0
<hr/>																
LAST 10 GAMES																
							293	H	Niagara	1	2	236	A	St. Bonaventure	2	1
							104	H	Austin Peay	1	0	90	A	Michigan St.	0	2
							257	H	Duquesne	0	0					
							138	H	Cornell	0	0					
							313	H	Youngstown St.	1	0					

Non-Div. I Games:

Buffalo



Average RPI Win: 232		WON-LOST	WINNING	LAST 10	STRENGTH OF		OPP. STRENGTH	TEAM	ADJ		CONF.	ADJ CONF.
Average RPI Loss: 166		RECORD	PCT. RANK	GAMES	SCHEDULE		OF SCHEDULE	RPI	RPI		RPI	RPI
DIV. I ONLY		3-3-0	.5	145	3-3-0		167	234	160		.48619	161
DIV. I NON-CONF.		3-3-0	.5	148	3-3-0		164	235	160		.48619	162
TOTALS		RPI 1-25	RPI 26-50		W-L RECORDS		RPI 51-100		RPI 101-150		RPI 150+	
3-3-0		0-0-0	0-1-0		OVERALL		0-0-0		0-0-0		3-2-0	
2-1-0		0-0-0	0-0-0		HOME		0-0-0		0-0-0		2-1-0	
1-2-0		0-0-0	0-1-0		AWAY		0-0-0		0-0-0		1-1-0	
0-0-0		0-0-0	0-0-0		NEUTRAL		0-0-0		0-0-0		0-0-0	
3-3-0		0-0-0	0-1-0		NON-CONFERENCE		0-0-0		0-0-0		3-2-0	
2-1-0		0-0-0	0-0-0		HOME		0-0-0		0-0-0		2-1-0	
1-2-0		0-0-0	0-0-		AWAY		0-0-0		0-0-0		1-1-0	
0-0-0		0-0-0	0-0-0		NEUTRAL		0-0-0		0-0-0		0-0-0	
0-0-0		0-0-0	0-0-0		CONFERENCE		0-0-0		0-0-0		0-0-0	
0-0-0		0-0-0	0-0-0		HOME		0-0-0		0-0-0		0-0-0	
0-0-0		0-0-0	0-0-0		AWAY		0-0-0		0-0-0		0-0-0	
0-0-0		0-0-0	0-0-0		NEUTRAL		0-0-0		0-0-0		0-0-0	
RPI S	Opponent	Score	RPI S	Opponent	Score	RPI S	Opponent	Score	RPI S	Opponent	Score	
			50 A	Furman	1 2				152 H	Wofford	1 2	
									158 H	Citadel	2 1	
									235 H	USC Upstate	1 0	
									295 A	South Carolina St.	1 2	
									302 A	Alabama St.	5 0	
LAST 10 GAMES												
			235 H	USC Upstate	1 0		152 H	Wofford	1 2			
			50 A	Furman	1 2		302 A	Alabama St.	5 0			
			295 A	South Carolina St.	1 2		158 H	Citadel	2 1			

Non-Div. I Games:

Presbyterian



Average RPI Win: 226		WON-LOST RECORD		WINNING PCT. RANK		LAST 10 GAMES		STRENGTH OF SCHEDULE		OPP. STRENGTH OF SCHEDULE		TEAM RPI		ADJ RPI		CONF. RPI		ADJ CONF. RPI	
DIV. I ONLY		3-5-1		.38889 217		0-1-0		94		250		162		.4858 162		25		26	
DIV. I NON-CONF.		3-5-1		.38889 217		0-1-0		93		254		163		.4858 163		25		26	
TOTALS		RPI 1-25		RPI 26-50		W-L RECORDS		RPI 51-100		RPI 101-150		RPI 150+							
3-5-1		0-0-0		0-0-0		OVERALL		0-3-0		0-0-0		3-2-1							
2-1-0		0-0-0		0-0-0		HOME		0-0-0		0-0-0		2-1-0							
1-4-1		0-0-0		0-0-0		AWAY		0-2-0		0-0-0		1-1-1							
0-0-0		0-0-0		0-0-0		NEUTRAL		0-0-0		0-0-0		0-0-0							
3-5-1		0-0-0		0-0-0		NON-CONFERENCE		0-3-0		0-0-0		3-2-1							
2-1-0		0-0-0		0-0-0		HOME		0-0-0		0-0-0		2-1-0							
1-4-1		0-0-0		0-0-		AWAY		0-3-0		0-0-0		1-1-1							
0-0-0		0-0-0		0-0-0		NEUTRAL		0-0-0		0-0-0		0-0-0							
0-0-0		0-0-0		0-0-0		CONFERENCE		0-0-0		0-0-0		0-0-0							
0-0-0		0-0-0		0-0-0		HOME		0-0-0		0-0-0		0-0-0							
0-0-0		0-0-0		0-0-0		AWAY		0-0-0		0-0-0		0-0-0							
0-0-0		0-0-0		0-0-0		NEUTRAL		0-0-0		0-0-0		0-0-0							
RPI	S	Opponent		Score	RPI	S	Opponent		Score	RPI	S	Opponent		Score	RPI	S	Opponent		Score
								64 A Monmouth	0 1				181 A Columbia	0 2					
								69 A Syracuse	1 2				188 H Hartford	0 3					
								95 A Stony Brook	0 6				196 H Rider	2 0					
													197 A Lafayette	1 0					
													273 A Vermont	1 1					
													285 H Iona	1 0					
LAST 10 GAMES																			
								69 A Syracuse	1 2				273 A Vermont	1 1					
								181 A Columbia	0 2				64 A Monmouth	0 1					
								95 A Stony Brook	0 6				197 A Lafayette	1 0					
								285 H Iona	1 0				188 H Hartford	0 3					
													196 H Rider	2 0					

Non-Div. I Games:

Fairleigh Dickinson



Average RPI Win:		219	WON-LOST RECORD		WINNING PCT. RANK		LAST 10 GAMES		STRENGTH OF SCHEDULE		OPP. STRENGTH OF SCHEDULE		TEAM RPI		ADJ RPI		CONF. RPI		ADJ CONF. RPI		
Average RPI Loss:		230																			
DIV. I ONLY			3-1-1		.7 59		3-1-1		301		178		163		.48515 163		26		25		
DIV. I NON-CONF.			3-1-1		.7 59		3-1-1		299		177		164		.48515 164		26		25		
TOTALS		RPI 1-25		RPI 26-50		W-L RECORDS		RPI 51-100		RPI 101-150		RPI 150+									
3-1-1		0-0-0		0-0-0		OVERALL		0-0-0		0-0-0		3-1-1									
2-0-0		0-0-0		0-0-0		HOME		0-0-0		0-0-0		2-0-0									
1-1-1		0-0-0		0-0-0		AWAY		0-0-0		0-0-0		1-1-1									
0-0-0		0-0-0		0-0-0		NEUTRAL		0-0-0		0-0-0		0-0-0									
3-1-1		0-0-0		0-0-0		NON-CONFERENCE		0-0-0		0-0-0		3-1-1									
2-0-0		0-0-0		0-0-0		HOME		0-0-0		0-0-0		2-0-0									
1-1-1		0-0-0		0-0-		AWAY		0-0-0		0-0-0		1-1-1									
0-0-0		0-0-0		0-0-0		NEUTRAL		0-0-0		0-0-0		0-0-0									
0-0-0		0-0-0		0-0-0		CONFERENCE		0-0-0		0-0-0		0-0-0									
0-0-0		0-0-0		0-0-0		HOME		0-0-0		0-0-0		0-0-0									
0-0-0		0-0-0		0-0-0		AWAY		0-0-0		0-0-0		0-0-0									
0-0-0		0-0-0		0-0-0		NEUTRAL		0-0-0		0-0-0		0-0-0									
RPI	S	Opponent		Score	RPI	S	Opponent		Score	RPI	S	Opponent		Score							
															152	H	Wofford		1	0	
															158	A	Citadel		2	2	
															194	H	Davidson		2	1	
															230	A	East Tenn. St.		0	2	
															312	A	Alabama A&M		11	1	

Non-Div. I Games: Anderson (SC) 5 1

Winthrop



Average RPI Win:	260	WON-LOST	WINNING	LAST 10	STRENGTH OF	OPP. STRENGTH	TEAM	ADJ	CONF.	ADJ CONF.		
Average RPI Loss:	55	RECORD	PCT. RANK	GAMES	SCHEDULE	OF SCHEDULE	RPI	RPI	RPI	RPI		
DIV. I ONLY		4-2-2	.625	88	4-2-2	269	143	164	.48466	164	20	20
DIV. I NON-CONF.		4-2-2	.625	94	4-2-2	269	141	165	.48466	165	19	19
-----												
TOTALS	RPI 1-25	RPI 26-50		W-L RECORDS		RPI 51-100		RPI 101-150		RPI 150+		
4-2-2	0-0-0	0-1-0		OVERALL		0-1-0		0-0-1		4-0-1		
1-2-1	0-0-0	0-1-0		HOME		0-1-0		0-0-1		1-0-0		
3-0-1	0-0-0	0-0-0		AWAY		0-0-0		0-0-0		3-0-1		
0-0-0	0-0-0	0-0-0		NEUTRAL		0-0-0		0-0-0		0-0-0		
4-2-2	0-0-0	0-1-0		NON-CONFERENCE		0-1-0		0-0-1		4-0-1		
1-2-1	0-0-0	0-1-0		HOME		0-1-0		0-0-1		1-0-0		
3-0-1	0-0-0	0-0-		AWAY		0-0-0		0-0-0		3-0-1		
0-0-0	0-0-0	0-0-0		NEUTRAL		0-0-0		0-0-0		0-0-0		
0-0-0	0-0-0	0-0-0		CONFERENCE		0-0-0		0-0-0		0-0-0		
0-0-0	0-0-0	0-0-0		HOME		0-0-0		0-0-0		0-0-0		
0-0-0	0-0-0	0-0-0		AWAY		0-0-0		0-0-0		0-0-0		
0-0-0	0-0-0	0-0-0		NEUTRAL		0-0-0		0-0-0		0-0-0		
RPI S	Opponent	Score	RPI S	Opponent	Score	RPI S	Opponent	Score	RPI S	Opponent	Score	
			38 H	Indiana	0 1	71 H	DePaul	1 3	144 H	Wright St.	1 1	
									184 A	Eastern Ky.	5 1	
									233 A	Cleveland St.	0 0	
									249 H	Morehead St.	3 1	
									293 A	Niagara	2 1	
									313 A	Youngstown St.	1 0	

Non-Div. I Games:

Ohio



Average RPI Win:	240	WON-LOST	WINNING	LAST 10	STRENGTH OF	OPP. STRENGTH	TEAM	ADJ	CONF.	ADJ CONF.		
Average RPI Loss:	169	RECORD	PCT. RANK	GAMES	SCHEDULE	OF SCHEDULE	RPI	RPI	RPI	RPI		
DIV. I ONLY	6-3-1	.65	84	6-3-1	245	286	168	.48346	165	17	17	
DIV. I NON-CONF.	6-3-1	.65	90	6-3-1	245	287	168	.48346	166	17	17	
<hr/>												
TOTALS	RPI 1-25	RPI 26-50		W-L RECORDS		RPI 51-100		RPI 101-150		RPI 150+		
6-3-1	0-0-0	0-0-0		OVERALL		1-0-0		0-1-0		5-2-1		
6-1-0	0-0-0	0-0-0		HOME		1-0-0		0-0-0		5-1-0		
0-2-1	0-0-0	0-0-0		AWAY		0-0-0		0-1-0		0-1-1		
0-0-0	0-0-0	0-0-0		NEUTRAL		0-0-0		0-0-0		0-0-0		
<hr/>												
6-3-1	0-0-0	0-0-0		NON-CONFERENCE		1-0-0		0-1-0		5-2-1		
6-1-0	0-0-0	0-0-0		HOME		1-0-0		0-0-0		5-1-0		
0-2-1	0-0-0	0-0-		AWAY		0-0-0		0-1-0		0-1-1		
0-0-0	0-0-0	0-0-0		NEUTRAL		0-0-0		0-0-0		0-0-0		
<hr/>												
0-0-0	0-0-0	0-0-0		CONFERENCE		0-0-0		0-0-0		0-0-0		
0-0-0	0-0-0	0-0-0		HOME		0-0-0		0-0-0		0-0-0		
0-0-0	0-0-0	0-0-0		AWAY		0-0-0		0-0-0		0-0-0		
0-0-0	0-0-0	0-0-0		NEUTRAL		0-0-0		0-0-0		0-0-0		
<hr/>												
RPI	S	Opponent	Score	RPI	S	Opponent	Score	RPI	S	Opponent	Score	
				71 H DePaul				1	0			
								148 A Kent St.	0	1		
								156 A Evansville	1	2		
								170 H Northwestern	1	0		
								178 A IUPUI	0	0		
								204 H Miami (OH)	0	1		
								260 H IPFW	1	0		
								292 H Western Ill.	2	0		
								322 H Grand Canyon	1	0		
								326 H Eastern Ill.	2	1		
<hr/>												
				LAST 10 GAMES								
				170 H Northwestern	1	0	326 H Eastern Ill.	2	1			
				148 A Kent St.	0	1	292 H Western Ill.	2	0			
				322 H Grand Canyon	1	0	156 A Evansville	1	2			
				204 H Miami (OH)	0	1	178 A IUPUI	0	0			
				71 H DePaul	1	0	260 H IPFW	1	0			

Non-Div. I Games:

Valparaiso



Average RPI Win: 190		WON-LOST	WINNING	LAST 10	STRENGTH OF		OPP. STRENGTH	TEAM	ADJ		CONF.	ADJ CONF.		
Average RPI Loss: 89		RECORD	PCT. RANK	GAMES	SCHEDULE		OF SCHEDULE	RPI	RPI		RPI	RPI		
DIV. I ONLY		2-7-0	.22222	286	2-7-0		61	112	171	.48238	166	9	9	
DIV. I NON-CONF.		2-7-0	.22222	284	2-7-0		58	108	171	.48238	167	9	9	
TOTALS		RPI 1-25	RPI 26-50		W-L RECORDS		RPI 51-100		RPI 101-150		RPI 150+			
2-7-0		0-1-0	0-0-0		OVERALL		1-4-0		0-1-0		1-1-0			
2-2-0		0-0-0	0-0-0		HOME		1-0-0		0-1-0		1-1-0			
0-5-0		0-1-0	0-0-0		AWAY		0-4-0		0-0-0		0-0-0			
0-0-0		0-0-0	0-0-0		NEUTRAL		0-0-0		0-0-0		0-0-0			
2-7-0		0-1-0	0-0-0		NON-CONFERENCE		1-4-0		0-1-0		1-1-0			
2-2-0		0-0-0	0-0-0		HOME		1-0-0		0-1-0		1-1-0			
0-5-0		0-1-0	0-0-		AWAY		0-4-0		0-0-0		0-0-0			
0-0-0		0-0-0	0-0-0		NEUTRAL		0-0-0		0-0-0		0-0-0			
0-0-0		0-0-0	0-0-0		CONFERENCE		0-0-0		0-0-0		0-0-0			
0-0-0		0-0-0	0-0-0		HOME		0-0-0		0-0-0		0-0-0			
0-0-0		0-0-0	0-0-0		AWAY		0-0-0		0-0-0		0-0-0			
0-0-0		0-0-0	0-0-0		NEUTRAL		0-0-0		0-0-0		0-0-0			
RPI	S	Opponent	Score		RPI	S	Opponent	Score		RPI	S	Opponent	Score	
13	A	Georgia	1	5						148	H	Kent St.	0	1
							59	A	Illinois	2	6			
							71	A	DePaul	1	3	172	H	North Florida
							72	A	Auburn	0	3	301	H	Charleston So.
							78	H	VCU	2	1			
							87	A	Charlotte	0	6			
LAST 10 GAMES														
		71	A	DePaul	1	3			87	A	Charlotte	0	6	
		59	A	Illinois	2	6			13	A	Georgia	1	5	
		172	H	North Florida	0	1			72	A	Auburn	0	3	
		301	H	Charleston So.	2	1			148	H	Kent St.	0	1	
									78	H	VCU	2	1	

Non-Div. I Games:

Col. of Charleston



Average RPI Win: 229		WON-LOST RECORD		WINNING PCT. RANK		LAST 10 GAMES		STRENGTH OF SCHEDULE		OPP. STRENGTH OF SCHEDULE		TEAM RPI		ADJ RPI		CONF. RPI		ADJ CONF. RPI	
DIV. I ONLY		3-7-0		.3 262		3-7-0		90		114		167		.48173 167		8		8	
DIV. I NON-CONF.		3-7-0		.3 260		3-7-0		87		111		167		.48173 168		8		8	
TOTALS		RPI 1-25		RPI 26-50		W-L RECORDS		RPI 51-100		RPI 101-150		RPI 150+							
3-7-0		0-2-0		0-3-0		OVERALL		0-0-0		1-1-0		2-1-0							
2-1-0		0-0-0		0-0-0		HOME		0-0-0		0-0-0		2-1-0							
0-6-0		0-2-0		0-3-0		AWAY		0-0-0		0-1-0		0-0-0							
1-0-0		0-0-0		0-0-0		NEUTRAL		0-0-0		1-0-0		0-0-0							
3-7-0		0-2-0		0-3-0		NON-CONFERENCE		0-0-0		1-1-0		2-1-0							
2-1-0		0-0-0		0-0-0		HOME		0-0-0		0-0-0		2-1-0							
0-6-0		0-2-0		0-0-		AWAY		0-0-0		0-1-0		0-0-0							
1-0-0		0-0-0		0-0-0		NEUTRAL		0-0-0		1-0-0		0-0-0							
0-0-0		0-0-0		0-0-0		CONFERENCE		0-0-0		0-0-0		0-0-0							
0-0-0		0-0-0		0-0-0		HOME		0-0-0		0-0-0		0-0-0							
0-0-0		0-0-0		0-0-0		AWAY		0-0-0		0-0-0		0-0-0							
0-0-0		0-0-0		0-0-0		NEUTRAL		0-0-0		0-0-0		0-0-0							
RPI	S	Opponent		Score		RPI	S	Opponent		Score		RPI	S	Opponent		Score			
6	A	Stanford		0	5	30	A	Colorado		0	2	109	A	San Diego St.		0	1		
21	A	Denver		0	2	37	A	Marquette		0	3	140	N	Loyola Chicago		3	0		
						45	A	California		2	4	224	H	New Mexico		1	0		
												258	H	Lehigh		0	2		
												322	H	Grand Canyon		3	0		
LAST 10 GAMES																			
45	A	California		2	4	6	A	Stanford		0	5								
30	A	Colorado		0	2	258	H	Lehigh		0	2								
21	A	Denver		0	2	224	H	New Mexico		1	0								
109	A	San Diego St.		0	1	140	N	Loyola Chicago		3	0								
322	H	Grand Canyon		3	0	37	A	Marquette		0	3								

Non-Div. I Games:

St. Mary's (CA)



[illegible]

**Non-Div. I Games:**

Kennesaw St.



Average RPI Win: 0		WON-LOST	WINNING	LAST 10	STRENGTH OF		OPP. STRENGTH	TEAM	ADJ		CONF.	ADJ CONF.
Average RPI Loss: 151		RECORD	PCT. RANK	GAMES	SCHEDULE		OF SCHEDULE	RPI	RPI		RPI	RPI
DIV. I ONLY		0-3-0	0 317	0-3-0	1		327	165	.48149 169		31	31
DIV. I NON-CONF.		0-3-0	0 316	0-3-0	1		327	166	.48149 170		31	31
TOTALS		RPI 1-25	RPI 26-50		W-L RECORDS		RPI 51-100		RPI 101-150		RPI 150+	
0-3-0		0-0-0	0-0-0		OVERALL		0-0-0		0-2-0		0-1-0	
0-0-0		0-0-0	0-0-0		HOME		0-0-0		0-0-0		0-0-0	
0-3-0		0-0-0	0-0-0		AWAY		0-0-0		0-2-0		0-1-0	
0-0-0		0-0-0	0-0-0		NEUTRAL		0-0-0		0-0-0		0-0-0	
0-3-0		0-0-0	0-0-0		NON-CONFERENCE		0-0-0		0-2-0		0-1-0	
0-0-0		0-0-0	0-0-0		HOME		0-0-0		0-0-0		0-0-0	
0-3-0		0-0-0	0-0-		AWAY		0-0-0		0-2-0		0-1-0	
0-0-0		0-0-0	0-0-0		NEUTRAL		0-0-0		0-0-0		0-0-0	
0-0-0		0-0-0	0-0-0		CONFERENCE		0-0-0		0-0-0		0-0-0	
0-0-0		0-0-0	0-0-0		HOME		0-0-0		0-0-0		0-0-0	
0-0-0		0-0-0	0-0-0		AWAY		0-0-0		0-0-0		0-0-0	
0-0-0		0-0-0	0-0-0		NEUTRAL		0-0-0		0-0-0		0-0-0	
RPI S	Opponent	Score	RPI S	Opponent	Score	RPI S	Opponent	Score	RPI S	Opponent	Score	
									128 A	Nicholls St.	0	6
									149 A	Southern Miss.	1	10
									177 A	Southeastern La.	0	9
LAST 10 GAMES												
			149 A	Southern Miss.	1	10						
			128 A	Nicholls St.	0	6						
			177 A	Southeastern La.	0	9						

Non-Div. I Games: McMurry 1 2

Alcorn



Average RPI Win:		139	WON-LOST RECORD		WINNING PCT. RANK		LAST 10 GAMES		STRENGTH OF SCHEDULE		OPP. STRENGTH OF SCHEDULE		TEAM RPI		ADJ RPI		CONF. RPI		ADJ CONF. RPI	
DIV. I ONLY			2-5-2		.33333 240		2-5-2		112		98		166		.48115 170		3		3	
DIV. I NON-CONF.			2-4-2		.375 226		2-4-2		149		143		183		.46929 190		4		4	
TOTALS		RPI 1-25		RPI 26-50		W-L RECORDS		RPI 51-100		RPI 101-150		RPI 150+								
2-5-2		0-2-0		0-1-0		OVERALL		0-0-0		2-0-0		0-2-2								
2-1-1		0-0-0		0-0-0		HOME		0-0-0		2-0-0		0-1-1								
0-4-1		0-2-0		0-1-0		AWAY		0-0-0		0-0-0		0-1-1								
0-0-0		0-0-0		0-0-0		NEUTRAL		0-0-0		0-0-0		0-0-0								
2-4-2		0-1-0		0-1-0		NON-CONFERENCE		0-0-0		2-0-0		0-2-2								
2-1-1		0-0-0		0-0-0		HOME		0-0-0		2-0-0		0-1-1								
0-3-1		0-1-0		0-0-		AWAY		0-0-0		0-0-0		0-1-1								
0-0-0		0-0-0		0-0-0		NEUTRAL		0-0-0		0-0-0		0-0-0								
0-1-0		0-1-0		0-0-0		CONFERENCE		0-0-0		0-0-0		0-0-0								
0-0-0		0-0-0		0-0-0		HOME		0-0-0		0-0-0		0-0-0								
0-1-0		0-1-0		0-0-0		AWAY		0-0-0		0-0-0		0-0-0								
0-0-0		0-0-0		0-0-0		NEUTRAL		0-0-0		0-0-0		0-0-0								
RPI	S	Opponent		Score		RPI	S	Opponent		Score		RPI	S	Opponent		Score				
7	A	Penn St.		2	3	42	A	Boston U.		0	2	131	H	Oakland		2	0			
8	A	Notre Dame		1	4							147	H	Dartmouth		2	0			
												165	A	Valparaiso		0	1			
												209	H	Western Mich.		0	0			
												254	A	Northeastern		1	1			
												292	H	Western Ill.		1	2			
LAST 10 GAMES																				
42	A	Boston U.		0	2	7	A	Penn St.		2	3									
254	A	Northeastern		1	1	131	H	Oakland		2	0									
8	A	Notre Dame		1	4	209	H	Western Mich.		0	0									
292	H	Western Ill.		1	2	147	H	Dartmouth		2	0									
						165	A	Valparaiso		0	1									

**Non-Div. I Games:**

Northwestern



Average RPI Win:	235	WON-LOST RECORD	WINNING PCT. RANK	LAST 10 GAMES	STRENGTH OF SCHEDULE	OPP. STRENGTH OF SCHEDULE	TEAM RPI	ADJ RPI	CONF. RPI	ADJ CONF. RPI	
DIV. I ONLY		5-5-0	.5 145	5-5-0	224	90	172	.48091	171	9 9	
DIV. I NON-CONF.		5-5-0	.5 148	5-5-0	219	85	172	.48091	171	9 9	
<hr/>											
TOTALS	RPI 1-25	RPI 26-50	W-L RECORDS		RPI 51-100	RPI 101-150	RPI 150+				
5-5-0	0-1-0	0-1-0	OVERALL		0-1-0	1-2-0	4-0-0				
3-0-0	0-0-0	0-0-0	HOME		0-0-0	1-0-0	2-0-0				
2-3-0	0-1-0	0-1-0	AWAY		0-1-0	0-0-0	2-0-0				
0-2-0	0-0-0	0-0-0	NEUTRAL		0-0-0	0-2-0	0-0-0				
5-5-0	0-1-0	0-1-0	NON-CONFERENCE		0-1-0	1-2-0	4-0-0				
3-0-0	0-0-0	0-0-0	HOME		0-0-0	1-0-0	2-0-0				
2-3-0	0-1-0	0-0-	AWAY		0-1-0	0-0-0	2-0-0				
0-2-0	0-0-0	0-0-0	NEUTRAL		0-0-0	0-2-0	0-0-0				
0-0-0	0-0-0	0-0-0	CONFERENCE		0-0-0	0-0-0	0-0-0				
0-0-0	0-0-0	0-0-0	HOME		0-0-0	0-0-0	0-0-0				
0-0-0	0-0-0	0-0-0	AWAY		0-0-0	0-0-0	0-0-0				
0-0-0	0-0-0	0-0-0	NEUTRAL		0-0-0	0-0-0	0-0-0				
<hr/>											
RPI S	Opponent	Score	RPI S	Opponent	Score	RPI S	Opponent	Score	RPI S	Opponent	Score
15 A	South Carolina	0 2	47 A	North Carolina St.	1 2	87 A	Charlotte	0 1	108 N	UNC Greensboro	0 2
									119 N	Western Caro.	1 2
									137 H	Coastal Caro.	1 0
									191 A	East Carolina	3 2
									234 H	Longwood	4 2
									290 H	A&M-Corpus Christi	4 2
									324 A	Francis Marion	3 1
<hr/>											
LAST 10 GAMES											
324 A	Francis Marion	3 1	137 H	Coastal Caro.	1 0						
108 N	UNC Greensboro	0 2	234 H	Longwood	4 2						
119 N	Western Caro.	1 2	290 H	A&M-Corpus Christi	4 2						
87 A	Charlotte	0 1	47 A	North Carolina St.	1 2						
15 A	South Carolina	0 2	191 A	East Carolina	3 2						

**Non-Div. I Games:**

UNC Wilmington



Average RPI Win:		202	WON-LOST		WINNING		LAST 10		STRENGTH OF		OPP. STRENGTH		TEAM		ADJ		CONF.		ADJ CONF.										
Average RPI Loss:		87	RECORD		PCT. RANK		GAMES		SCHEDULE		OF SCHEDULE		RPI		RPI		RPI		RPI										
DIV. I ONLY			3-5-2		.4	213	3-5-2		140		173		170		.48029		172	18		18									
DIV. I NON-CONF.			3-5-2		.4	213	3-5-2		136		172		170		.48029		172	18		18									
TOTALS		RPI 1-25		RPI 26-50		W-L RECORDS		RPI 51-100		RPI 101-150		RPI 150+																	
3-5-2		0-1-0		0-1-0		OVERALL		0-2-0		1-0-0		2-1-2																	
2-1-1		0-0-0		0-1-0		HOME		0-0-0		1-0-0		1-0-1																	
1-3-1		0-0-0		0-0-0		AWAY		0-2-0		0-0-0		1-1-1																	
0-1-0		0-1-0		0-0-0		NEUTRAL		0-0-0		0-0-0		0-0-0																	
3-5-2		0-1-0		0-1-0		NON-CONFERENCE		0-2-0		1-0-0		2-1-2																	
2-1-1		0-0-0		0-1-0		HOME		0-0-0		1-0-0		1-0-1																	
1-3-1		0-0-0		0-0-		AWAY		0-2-0		0-0-0		1-1-1																	
0-1-0		0-1-0		0-0-0		NEUTRAL		0-0-0		0-0-0		0-0-0																	
0-0-0		0-0-0		0-0-0		CONFERENCE		0-0-0		0-0-0		0-0-0																	
0-0-0		0-0-0		0-0-0		HOME		0-0-0		0-0-0		0-0-0																	
0-0-0		0-0-0		0-0-0		AWAY		0-0-0		0-0-0		0-0-0																	
0-0-0		0-0-0		0-0-0		NEUTRAL		0-0-0		0-0-0		0-0-0																	
RPI	S	Opponent		Score		RPI	S	Opponent		Score		RPI	S	Opponent		Score		RPI	S	Opponent		Score							
19	N	UCF		0 5		50	H	Furman		0 2		63	A	South Fla.		0 1		122	H	South Ala.		1 0							
												76	A	Navy		0 1		166	A	Col. of Charleston		1 0							
																		181	H	Columbia		2 2							
																		228	A	George Mason		0 3							
																		294	A	Gardner-Webb		1 1							
																		318	H	Ark.-Pine Bluff		10 1							
																		LAST 10 GAMES											
												122	H	South Ala.		1 0		50	H	Furman		0 2							
228	A	George Mason		0 3		181	H	Columbia		2 2																			
76	A	Navy		0 1		318	H	Ark.-Pine Bluff		10 1																			
166	A	Col. of Charleston		1 0		63	A	South Fla.		0 1																			
294	A	Gardner-Webb		1 1		19	N	UCF		0 5																			

Non-Div. I Games:

North Florida



Average RPI Win:	255	WON-LOST RECORD	WINNING PCT. RANK	LAST 10 GAMES	STRENGTH OF SCHEDULE	OPP. STRENGTH OF SCHEDULE	TEAM RPI	ADJ RPI	CONF. RPI	ADJ CONF. RPI	
DIV. I ONLY		5-3-1	.61111 100	5-3-1	257	189	174	.48012 173	6	6	
DIV. I NON-CONF.		5-3-1	.61111 104	5-3-1	256	191	174	.48012 173	6	6	
<hr/>											
TOTALS	RPI 1-25	RPI 26-50		W-L RECORDS	RPI 51-100		RPI 101-150		RPI 150+		
5-3-1	0-0-0	0-1-0		OVERALL	0-1-0		0-0-0		5-1-1		
1-3-0	0-0-0	0-1-0		HOME	0-1-0		0-0-0		1-1-0		
4-0-1	0-0-0	0-0-0		AWAY	0-0-0		0-0-0		4-0-1		
0-0-0	0-0-0	0-0-0		NEUTRAL	0-0-0		0-0-0		0-0-0		
5-3-1	0-0-0	0-1-0		NON-CONFERENCE	0-1-0		0-0-0		5-1-1		
1-3-0	0-0-0	0-1-0		HOME	0-1-0		0-0-0		1-1-0		
4-0-1	0-0-0	0-0-		AWAY	0-0-0		0-0-0		4-0-1		
0-0-0	0-0-0	0-0-0		NEUTRAL	0-0-0		0-0-0		0-0-0		
0-0-0	0-0-0	0-0-0		CONFERENCE	0-0-0		0-0-0		0-0-0		
0-0-0	0-0-0	0-0-0		HOME	0-0-0		0-0-0		0-0-0		
0-0-0	0-0-0	0-0-0		AWAY	0-0-0		0-0-0		0-0-0		
0-0-0	0-0-0	0-0-0		NEUTRAL	0-0-0		0-0-0		0-0-0		
<hr/>											
RPI S	Opponent	Score	RPI S	Opponent	Score	RPI S	Opponent	Score	RPI S	Opponent	Score
			49 H	Marshall	0 1	79 H	Delaware	1 2	196 H	Rider	0 1
									197 A	Lafayette	0 0
									202 H	Binghamton	2 0
									212 A	NJIT	2 0
									265 A	Mt. St. Mary's	1 0
									269 A	Loyola Maryland	1 0
									327 A	Delaware St.	4 0

Non-Div. I Games:

Temple



Average RPI Win: 230		WON-LOST	WINNING	LAST 10	STRENGTH OF		OPP. STRENGTH	TEAM	ADJ		CONF.	ADJ CONF.		
Average RPI Loss: 176		RECORD	PCT. RANK	GAMES	SCHEDULE		OF SCHEDULE	RPI	RPI		RPI	RPI		
DIV. I ONLY		6-1-2	.77778	38	6-1-2		320	122	173	.47994	174	28	28	
DIV. I NON-CONF.		6-1-2	.77778	44	6-1-2		319	120	173	.47994	174	28	28	
TOTALS		RPI 1-25		RPI 26-50		W-L RECORDS		RPI 51-100		RPI 101-150		RPI 150+		
6-1-2		0-0-0		0-0-0		OVERALL		0-0-0		0-0-1		6-1-1		
3-0-1		0-0-0		0-0-0		HOME		0-0-0		0-0-1		3-0-0		
2-1-0		0-0-0		0-0-0		AWAY		0-0-0		0-0-0		2-1-0		
1-0-1		0-0-0		0-0-0		NEUTRAL		0-0-0		0-0-0		1-0-1		
6-1-2		0-0-0		0-0-0		NON-CONFERENCE		0-0-0		0-0-1		6-1-1		
3-0-1		0-0-0		0-0-0		HOME		0-0-0		0-0-1		3-0-0		
2-1-0		0-0-0		0-0-		AWAY		0-0-0		0-0-0		2-1-0		
1-0-1		0-0-0		0-0-0		NEUTRAL		0-0-0		0-0-0		1-0-1		
0-0-0		0-0-0		0-0-0		CONFERENCE		0-0-0		0-0-0		0-0-0		
0-0-0		0-0-0		0-0-0		HOME		0-0-0		0-0-0		0-0-0		
0-0-0		0-0-0		0-0-0		AWAY		0-0-0		0-0-0		0-0-0		
0-0-0		0-0-0		0-0-0		NEUTRAL		0-0-0		0-0-0		0-0-0		
RPI	S	Opponent		Score	RPI	S	Opponent		Score	RPI	S	Opponent		Score
										140	H	Loyola Chicago		1 1
										176	A	UMKC		0 1
										178	H	IUPUI		2 0
										179	A	Saint Louis		1 0
										200	H	Missouri St.		1 0
										214	H	Indiana St.		1 0
										278	N	Colorado St.		0 0
										298	N	Eastern Wash.		2 1
										311	A	Drake		4 1
LAST 10 GAMES														
										278	N	Colorado St.		0 0
										298	N	Eastern Wash.		2 1
										311	A	Drake		4 1
										176	A	UMKC		0 1
										200	H	Missouri St.		1 0
										140	H	Loyola Chicago		1 1
										214	H	Indiana St.		1 0
										179	A	Saint Louis		1 0
										178	H	IUPUI		2 0

Non-Div. I Games:

SIU Edwardsville



Average RPI Win:	229	WON-LOST RECORD	WINNING PCT. RANK	LAST 10 GAMES	STRENGTH OF SCHEDULE	OPP. STRENGTH OF SCHEDULE	TEAM RPI	ADJ RPI	CONF. RPI	ADJ CONF. RPI	
Average RPI Loss:	95										
DIV. I ONLY	3-4-1	.4375	197	3-4-1	175	158	175	.47947	175	21	21
DIV. I NON-CONF.	3-4-1	.4375	195	3-4-1	171	159	175	.47947	175	20	20
<hr/>											
TOTALS	RPI 1-25	RPI 26-50		W-L RECORDS	RPI 51-100		RPI 101-150		RPI 150+		
3-4-1	0-0-0	0-1-0		OVERALL	0-0-0		1-3-1		2-0-0		
1-1-1	0-0-0	0-1-0		HOME	0-0-0		0-0-1		1-0-0		
1-2-0	0-0-0	0-0-0		AWAY	0-0-0		1-2-0		0-0-0		
1-1-0	0-0-0	0-0-0		NEUTRAL	0-0-0		0-1-0		1-0-0		
<hr/>											
3-4-1	0-0-0	0-1-0		NON-CONFERENCE	0-0-0		1-3-1		2-0-0		
1-1-1	0-0-0	0-1-0		HOME	0-0-0		0-0-1		1-0-0		
1-2-0	0-0-0	0-0-		AWAY	0-0-0		1-2-0		0-0-0		
1-1-0	0-0-0	0-0-0		NEUTRAL	0-0-0		0-1-0		1-0-0		
<hr/>											
0-0-0	0-0-0	0-0-0		CONFERENCE	0-0-0		0-0-0		0-0-0		
0-0-0	0-0-0	0-0-0		HOME	0-0-0		0-0-0		0-0-0		
0-0-0	0-0-0	0-0-0		AWAY	0-0-0		0-0-0		0-0-0		
0-0-0	0-0-0	0-0-0		NEUTRAL	0-0-0		0-0-0		0-0-0		
<hr/>											
RPI S	Opponent	Score	RPI S	Opponent	Score	RPI S	Opponent	Score	RPI S	Opponent	Score
			37 H	Marquette	2 3				106 A	Oregon	0 3
									115 A	UNLV	0 5
									120 H	San Francisco	0 0
									123 N	FGCU	0 1
									130 A	Hawaii	2 0
									239 N	New Mexico St.	7 0
									319 H	CSU Bakersfield	4 0
<hr/>											
LAST 10 GAMES											
			120 H	San Francisco	0 0				319 H	CSU Bakersfield	4 0
			123 N	FGCU	0 1				239 N	New Mexico St.	7 0
			130 A	Hawaii	2 0				115 A	UNLV	0 5
									37 H	Marquette	2 3
									106 A	Oregon	0 3

Non-Div. I Games:

Portland St.



Average RPI Win: 230		WON-LOST RECORD	WINNING PCT. RANK	LAST 10 GAMES	STRENGTH OF SCHEDULE	OPP. STRENGTH OF SCHEDULE	TEAM RPI	ADJ RPI		CONF. RPI	ADJ CONF. RPI						
Average RPI Loss: 153																	
DIV. I ONLY		4-5-1	.45 179	4-5-1	146	262	177	.47894	176	30	30						
DIV. I NON-CONF.		3-4-1	.4375 195	3-4-1	120	248	162	.48742	159	30	30						
<hr/>																	
TOTALS		RPI 1-25		RPI 26-50		W-L RECORDS		RPI 51-100		RPI 101-150		RPI 150+					
4-5-1		0-0-0		0-0-0		OVERALL		0-1-0		0-2-0		4-2-1					
3-2-0		0-0-0		0-0-0		HOME		0-0-0		0-2-0		3-0-0					
1-3-1		0-0-0		0-0-0		AWAY		0-1-0		0-0-0		1-2-1					
0-0-0		0-0-0		0-0-0		NEUTRAL		0-0-0		0-0-0		0-0-0					
3-4-1		0-0-0		0-0-0		NON-CONFERENCE		0-1-0		0-2-0		3-1-1					
2-2-0		0-0-0		0-0-0		HOME		0-0-0		0-2-0		2-0-0					
1-2-1		0-0-0		0-0-		AWAY		0-1-0		0-0-0		1-1-1					
0-0-0		0-0-0		0-0-0		NEUTRAL		0-0-0		0-0-0		0-0-0					
1-1-0		0-0-0		0-0-0		CONFERENCE		0-0-0		0-0-0		1-1-0					
1-0-0		0-0-0		0-0-0		HOME		0-0-0		0-0-0		1-0-0					
0-1-0		0-0-0		0-0-0		AWAY		0-0-0		0-0-0		0-1-0					
0-0-0		0-0-0		0-0-0		NEUTRAL		0-0-0		0-0-0		0-0-0					
RPI	S	Opponent		Score		RPI	S	Opponent		Score		RPI	S	Opponent		Score	

Non-Div. I Games:

UMKC



Average RPI Win:	247	WON-LOST	WINNING	LAST 10	STRENGTH OF	OPP. STRENGTH	TEAM	ADJ	CONF.	ADJ CONF.	
Average RPI Loss:	149	RECORD	PCT. RANK	GAMES	SCHEDULE	OF SCHEDULE	RPI	RPI	RPI	RPI	
DIV. I ONLY	7-1-1	.83333	20	7-1-1	326	105	178	.47879	177	19	19
DIV. I NON-CONF.	5-1-1	.78571	40	5-1-1	327	116	217	.45044	213	23	23
<hr/>											
TOTALS	RPI 1-25	RPI 26-50		W-L RECORDS		RPI 51-100		RPI 101-150		RPI 150+	
7-1-1	0-0-0	0-0-0		OVERALL		0-0-0		1-1-0		6-0-1	
3-0-0	0-0-0	0-0-0		HOME		0-0-0		0-0-0		3-0-0	
4-1-1	0-0-0	0-0-0		AWAY		0-0-0		1-1-0		3-0-1	
0-0-0	0-0-0	0-0-0		NEUTRAL		0-0-0		0-0-0		0-0-0	
5-1-1	0-0-0	0-0-0		NON-CONFERENCE		0-0-0		0-1-0		5-0-1	
3-0-0	0-0-0	0-0-0		HOME		0-0-0		0-0-0		3-0-0	
2-1-1	0-0-0	0-0-		AWAY		0-0-0		0-1-0		2-0-1	
0-0-0	0-0-0	0-0-0		NEUTRAL		0-0-0		0-0-0		0-0-0	
2-0-0	0-0-0	0-0-0		CONFERENCE		0-0-0		1-0-0		1-0-0	
0-0-0	0-0-0	0-0-0		HOME		0-0-0		0-0-0		0-0-0	
2-0-0	0-0-0	0-0-0		AWAY		0-0-0		1-0-0		1-0-0	
0-0-0	0-0-0	0-0-0		NEUTRAL		0-0-0		0-0-0		0-0-0	
<hr/>											
RPI	S	Opponent	Score	RPI	S	Opponent	Score	RPI	S	Opponent	Score
								136	A	McNeese St.	1 0
								149	A	Southern Miss.	0 1
								169	H	Alcorn	9 0
								231	A	La.-Lafayette	2 1
								238	A	La.-Monroe	0 0
								284	A	Mississippi Val.	7 0
								290	A	A&M-Corpus Christi	1 0
								304	H	Jackson St.	3 1
								317	H	Texas Southern	4 0
								<hr/>			
LAST 10 GAMES											
136 A McNeese St.				1	0	149 A Southern Miss.				0	1
290 A A&M-Corpus Christi				1	0	284 A Mississippi Val.				7	0
317 H Texas Southern				4	0	231 A La.-Lafayette				2	1
238 A La.-Monroe				0	0	304 H Jackson St.				3	1
169 H Alcorn				9	0						

Non-Div. I Games:

Southeastern La.



Average RPI Win: 300		WON-LOST RECORD	WINNING PCT. RANK	LAST 10 GAMES	STRENGTH OF SCHEDULE	OPP. STRENGTH OF SCHEDULE	TEAM RPI	ADJ RPI		CONF. RPI	ADJ CONF. RPI	
Average RPI Loss: 133												
DIV. I ONLY		2-3-3	.4375 197	2-3-3	105	319	176	.47866	178	23	23	
DIV. I NON-CONF.		2-3-3	.4375 195	2-3-3	101	320	176	.47866	177	22	22	
<hr/>												
TOTALS		RPI 1-25		RPI 26-50		W-L RECORDS		RPI 51-100		RPI 101-150		RPI 150+
2-3-3		0-0-0		0-0-0		OVERALL		0-1-0		0-0-0		2-2-3
2-1-3		0-0-0		0-0-0		HOME		0-1-0		0-0-0		2-0-3
0-2-0		0-0-0		0-0-0		AWAY		0-0-0		0-0-0		0-2-0
0-0-0		0-0-0		0-0-0		NEUTRAL		0-0-0		0-0-0		0-0-0
2-3-3		0-0-0		0-0-0		NON-CONFERENCE		0-1-0		0-0-0		2-2-3
2-1-3		0-0-0		0-0-0		HOME		0-1-0		0-0-0		2-0-3
0-2-0		0-0-0		0-0-		AWAY		0-0-0		0-0-0		0-2-0
0-0-0		0-0-0		0-0-0		NEUTRAL		0-0-0		0-0-0		0-0-0
0-0-0		0-0-0		0-0-0		CONFERENCE		0-0-0		0-0-0		0-0-0
0-0-0		0-0-0		0-0-0		HOME		0-0-0		0-0-0		0-0-0
0-0-0		0-0-0		0-0-0		AWAY		0-0-0		0-0-0		0-0-0
0-0-0		0-0-0		0-0-0		NEUTRAL		0-0-0		0-0-0		0-0-0
RPI	S	Opponent	Score	RPI	S	Opponent	Score	RPI	S	Opponent	Score	
		</										



Average RPI Win: 209		WON-LOST RECORD		WINNING PCT. RANK		LAST 10 GAMES		STRENGTH OF SCHEDULE		OPP. STRENGTH OF SCHEDULE		TEAM RPI		ADJ RPI		CONF. RPI		ADJ CONF. RPI	
DIV. I ONLY		1-8-1		.15 299		1-8-1		26		217		179		.4762 179		15		15	
DIV. I NON-CONF.		1-8-1		.15 299		1-8-1		19		218		178		.4762 178		15		15	
TOTALS		RPI 1-25		RPI 26-50		W-L RECORDS		RPI 51-100		RPI 101-150		RPI 150+							
1-8-1		0-2-0		0-0-0		OVERALL		0-2-0		0-2-0		1-2-1							
1-5-1		0-1-0		0-0-0		HOME		0-1-0		0-1-0		1-2-1							
0-3-0		0-1-0		0-0-0		AWAY		0-1-0		0-1-0		0-0-0							
0-0-0		0-0-0		0-0-0		NEUTRAL		0-0-0		0-0-0		0-0-0							
1-8-1		0-2-0		0-0-0		NON-CONFERENCE		0-2-0		0-2-0		1-2-1							
1-5-1		0-1-0		0-0-0		HOME		0-1-0		0-1-0		1-2-1							
0-3-0		0-1-0		0-0-		AWAY		0-1-0		0-1-0		0-0-0							
0-0-0		0-0-0		0-0-0		NEUTRAL		0-0-0		0-0-0		0-0-0							
0-0-0		0-0-0		0-0-0		CONFERENCE		0-0-0		0-0-0		0-0-0							
0-0-0		0-0-0		0-0-0		HOME		0-0-0		0-0-0		0-0-0							
0-0-0		0-0-0		0-0-0		AWAY		0-0-0		0-0-0		0-0-0							
0-0-0		0-0-0		0-0-0		NEUTRAL		0-0-0		0-0-0		0-0-0							
RPI	S	Opponent		Score		RPI	S	Opponent		Score		RPI	S	Opponent		Score			
23	A	Arkansas		0	2							71	H	DePaul		0	4		
25	H	Ole Miss		0	2							96	A	Iowa		2	3		
														110	H	Iowa St.		0	2
														135	A	Illinois St.		1	4
														156	H	Evansville		1	1
														174	H	SIU Edwardsville		0	1
														209	H	Western Mich.		3	2
														219	H	UT Martin		0	1
LAST 10 GAMES																			
						96	A	Iowa		2	3	110	H	Iowa St.		0	2		
						156	H	Evansville		1	1	219	H	UT Martin		0	1		
						174	H	SIU Edwardsville		0	1	135	A	Illinois St.		1	4		
						25	H	Ole Miss		0	2	71	H	DePaul		0	4		
						23	A	Arkansas		0	2	209	H	Western Mich.		3	2		

Non-Div. I Games:

Saint Louis



Average RPI Win: 243		WON-LOST	WINNING	LAST 10	STRENGTH OF		OPP. STRENGTH	TEAM	ADJ	CONF.	ADJ CONF.
Average RPI Loss: 117		RECORD	PCT. RANK	GAMES	SCHEDULE		OF SCHEDULE	RPI	RPI	RPI	RPI
DIV. I ONLY		4-2-3	.61111	100	4-2-3		268	229	185	.47251	180
DIV. I NON-CONF.		4-2-3	.61111	104	4-2-3		268	230	187	.47251	181
TOTALS		RPI 1-25	RPI 26-50		W-L RECORDS		RPI 51-100		RPI 101-150		RPI 150+
4-2-3		0-0-0	1-0-0		OVERALL		0-0-0		0-2-1		3-0-2
2-2-2		0-0-0	0-0-0		HOME		0-0-0		0-2-1		2-0-1
2-0-1		0-0-0	1-0-0		AWAY		0-0-0		0-0-0		1-0-1
0-0-0		0-0-0	0-0-0		NEUTRAL		0-0-0		0-0-0		0-0-0
4-2-3		0-0-0	1-0-0		NON-CONFERENCE		0-0-0		0-2-1		3-0-2
2-2-2		0-0-0	0-0-0		HOME		0-0-0		0-2-1		2-0-1
2-0-1		0-0-0	1-0-		AWAY		0-0-0		0-0-0		1-0-1
0-0-0		0-0-0	0-0-0		NEUTRAL		0-0-0		0-0-0		0-0-0
0-0-0		0-0-0	0-0-0		CONFERENCE		0-0-0		0-0-0		0-0-0
0-0-0		0-0-0	0-0-0		HOME		0-0-0		0-0-0		0-0-0
0-0-0		0-0-0	0-0-0		AWAY		0-0-0		0-0-0		0-0-0
0-0-0		0-0-0	0-0-0		NEUTRAL		0-0-0		0-0-0		0-0-0
RPI S	Opponent	Score	RPI S	Opponent	Score	RPI S	Opponent	Score	RPI S	Opponent	Score
			32 A	Long Beach St.	1 0				103 H	UTEP	3 4
									115 H	UNLV	0 0
									130 H	Hawaii	0 1
									243 A	UC Riverside	1 1
									278 H	Colorado St.	1 1
									297 H	Lamar	3 2
									319 A	CSU Bakersfield	1 0
									322 H	Grand Canyon	1 0
LAST 10 GAMES											
			322 H	Grand Canyon	1 0		130 H	Hawaii	0 1		
			115 H	UNLV	0 0		103 H	UTEP	3 4		
			243 A	UC Riverside	1 1		278 H	Colorado St.	1 1		
			319 A	CSU Bakersfield	1 0		32 A	Long Beach St.	1 0		
			297 H	Lamar	3 2						

Non-Div. I Games:

Northern Ariz.



Average RPI Win:	259	WON-LOST RECORD	WINNING PCT. RANK	LAST 10 GAMES	STRENGTH OF SCHEDULE	OPP. STRENGTH OF SCHEDULE	TEAM RPI	ADJ RPI	CONF. RPI	ADJ CONF. RPI	
Average RPI Loss:	168										
DIV. I ONLY	4-2-1	.64286	87	4-2-1	284	225	180	.47203	181	11	11
DIV. I NON-CONF.	4-2-1	.64286	93	4-2-1	283	226	180	.47203	182	11	11
<hr/>											
TOTALS	RPI 1-25	RPI 26-50		W-L RECORDS	RPI 51-100		RPI 101-150		RPI 150+		
4-2-1	0-0-0	0-0-0		OVERALL	0-1-0		0-0-0		4-1-1		
1-1-0	0-0-0	0-0-0		HOME	0-1-0		0-0-0		1-0-0		
3-0-1	0-0-0	0-0-0		AWAY	0-0-0		0-0-0		3-0-1		
0-1-0	0-0-0	0-0-0		NEUTRAL	0-0-0		0-0-0		0-1-0		
4-2-1	0-0-0	0-0-0		NON-CONFERENCE	0-1-0		0-0-0		4-1-1		
1-1-0	0-0-0	0-0-0		HOME	0-1-0		0-0-0		1-0-0		
3-0-1	0-0-0	0-0-		AWAY	0-0-0		0-0-0		3-0-1		
0-1-0	0-0-0	0-0-0		NEUTRAL	0-0-0		0-0-0		0-1-0		
0-0-0	0-0-0	0-0-0		CONFERENCE	0-0-0		0-0-0		0-0-0		
0-0-0	0-0-0	0-0-0		HOME	0-0-0		0-0-0		0-0-0		
0-0-0	0-0-0	0-0-0		AWAY	0-0-0		0-0-0		0-0-0		
0-0-0	0-0-0	0-0-0		NEUTRAL	0-0-0		0-0-0		0-0-0		
RPI	S	Opponent	Score	RPI	S	Opponent	Score	RPI	S	Opponent	Score

Non-Div. I Games:

Columbia







Average RPI Win: 286		WON-LOST	WINNING		LAST 10	STRENGTH OF		OPP. STRENGTH	TEAM	ADJ		CONF.	ADJ CONF.
Average RPI Loss: 28		RECORD	PCT. RANK		GAMES	SCHEDULE		OF SCHEDULE	RPI	RPI		RPI	RPI
DIV. I ONLY		3-1-1	.7	59	3-1-1	312		153	184	.47124	183	26	25
DIV. I NON-CONF.		3-1-1	.7	59	3-1-1	313		153	186	.47124	184	26	25
TOTALS		RPI 1-25	RPI 26-50		W-L RECORDS		RPI 51-100		RPI 101-150		RPI 150+		
3-1-1	0-0-0	0-1-0		OVERALL		0-0-0		0-0-1		3-0-0			
2-0-0	0-0-0	0-0-0		HOME		0-0-0		0-0-0		2-0-0			
1-1-1	0-0-0	0-1-0		AWAY		0-0-0		0-0-1		1-0-0			
0-0-0	0-0-0	0-0-0		NEUTRAL		0-0-0		0-0-0		0-0-0			
3-1-1	0-0-0	0-1-0		NON-CONFERENCE		0-0-0		0-0-1		3-0-0			
2-0-0	0-0-0	0-0-0		HOME		0-0-0		0-0-0		2-0-0			
1-1-1	0-0-0	0-0-		AWAY		0-0-0		0-0-1		1-0-0			
0-0-0	0-0-0	0-0-0		NEUTRAL		0-0-0		0-0-0		0-0-0			
0-0-0	0-0-0	0-0-0		CONFERENCE		0-0-0		0-0-0		0-0-0			
0-0-0	0-0-0	0-0-0		HOME		0-0-0		0-0-0		0-0-0			
0-0-0	0-0-0	0-0-0		AWAY		0-0-0		0-0-0		0-0-0			
0-0-0	0-0-0	0-0-0		NEUTRAL		0-0-0		0-0-0		0-0-0			
RPI S	Opponent	Score		RPI S	Opponent	Score		RPI S	Opponent	Score			
				28 A	William & Mary	1 2							
								113 A	Villanova	1 1			
								247 H	Towson	2 1			
								283 A	Old Dominion	1 0			
								327 H	Delaware St.	6 0			
LAST 10 GAMES													
				28 A	William & Mary	1 2		283 A	Old Dominion	1 0			
				327 H	Delaware St.	6 0		247 H	Towson	2 1			
								113 A	Villanova	1 1			

Non-Div. I Games: Southern Va. 6 0

Radford



Average RPI Win:	0	WON-LOST	WINNING	LAST 10	STRENGTH OF	OPP. STRENGTH	TEAM	ADJ	CONF.	ADJ CONF.	
Average RPI Loss:	125	RECORD	PCT. RANK	GAMES	SCHEDULE	OF SCHEDULE	RPI	RPI	RPI	RPI	
DIV. I ONLY		0-7-1	.0625 314	0-7-1	8	280	182	.47069 184	28	28	
DIV. I NON-CONF.		0-7-1	.0625 313	0-7-1	7	281	183	.47069 185	28	28	
<hr/>											
TOTALS	RPI 1-25	RPI 26-50		W-L RECORDS		RPI 51-100		RPI 101-150		RPI 150+	
0-7-1	0-0-0	0-2-0		OVERALL		0-1-1		0-1-0		0-3-0	
0-3-1	0-0-0	0-0-0		HOME		0-0-1		0-1-0		0-2-0	
0-4-0	0-0-0	0-2-0		AWAY		0-1-0		0-0-0		0-1-0	
0-0-0	0-0-0	0-0-0		NEUTRAL		0-0-0		0-0-0		0-0-0	
0-7-1	0-0-0	0-2-0		NON-CONFERENCE		0-1-1		0-1-0		0-3-0	
0-3-1	0-0-0	0-0-0		HOME		0-0-1		0-1-0		0-2-0	
0-4-0	0-0-0	0-0-		AWAY		0-1-0		0-0-0		0-1-0	
0-0-0	0-0-0	0-0-0		NEUTRAL		0-0-0		0-0-0		0-0-0	
0-0-0	0-0-0	0-0-0		CONFERENCE		0-0-0		0-0-0		0-0-0	
0-0-0	0-0-0	0-0-0		HOME		0-0-0		0-0-0		0-0-0	
0-0-0	0-0-0	0-0-0		AWAY		0-0-0		0-0-0		0-0-0	
0-0-0	0-0-0	0-0-0		NEUTRAL		0-0-0		0-0-0		0-0-0	
<hr/>											
RPI S	Opponent	Score	RPI S	Opponent	Score	RPI S	Opponent	Score	RPI S	Opponent	Score
38 A	Indiana	0 5	38 A	Indiana	0 5	77 H	Xavier	0 0	119 H	Western Caro.	0 2
39 A	Kentucky	0 7	39 A	Kentucky	0 7	83 A	West Virginia	0 4	156 H	Evansville	0 3
									164 H	Ohio	1 5
									279 A	UNC Asheville	1 2
<hr/>											
LAST 10 GAMES											
38 A	Indiana	0 5	156 H	Evansville	0 3						
77 H	Xavier	0 0	83 A	West Virginia	0 4						
164 H	Ohio	1 5	279 A	UNC Asheville	1 2						
39 A	Kentucky	0 7									
119 H	Western Caro.	0 2									

**Non-Div. I Games:**

Eastern Ky.



Average RPI Win: 251		WON-LOST RECORD		WINNING PCT. RANK		LAST 10 GAMES		STRENGTH OF SCHEDULE		OPP. STRENGTH OF SCHEDULE		TEAM RPI		ADJ RPI		CONF. RPI		ADJ CONF. RPI	
DIV. I ONLY		5-3-2		.6 113		5-3-2		276		200		186		.47005 185		22		22	
DIV. I NON-CONF.		5-3-2		.6 111		5-3-2		274		202		188		.47005 186		21		21	
TOTALS		RPI 1-25		RPI 26-50		W-L RECORDS		RPI 51-100		RPI 101-150		RPI 150+							
5-3-2		0-0-0		0-0-0		OVERALL		0-2-0		0-0-1		5-1-1							
4-0-1		0-0-0		0-0-0		HOME		0-0-0		0-0-1		4-0-0							
1-3-1		0-0-0		0-0-0		AWAY		0-2-0		0-0-0		1-1-1							
0-0-0		0-0-0		0-0-0		NEUTRAL		0-0-0		0-0-0		0-0-0							
5-3-2		0-0-0		0-0-0		NON-CONFERENCE		0-2-0		0-0-1		5-1-1							
4-0-1		0-0-0		0-0-0		HOME		0-0-0		0-0-1		4-0-0							
1-3-1		0-0-0		0-0-		AWAY		0-2-0		0-0-0		1-1-1							
0-0-0		0-0-0		0-0-0		NEUTRAL		0-0-0		0-0-0		0-0-0							
0-0-0		0-0-0		0-0-0		CONFERENCE		0-0-0		0-0-0		0-0-0							
0-0-0		0-0-0		0-0-0		HOME		0-0-0		0-0-0		0-0-0							
0-0-0		0-0-0		0-0-0		AWAY		0-0-0		0-0-0		0-0-0							
0-0-0		0-0-0		0-0-0		NEUTRAL		0-0-0		0-0-0		0-0-0							
RPI	S	Opponent		Score	RPI	S	Opponent		Score	RPI	S	Opponent		Score					
							74	A	Tulsa	0	4	149	H	Southern Miss.	2	2			
							80	A	Oral Roberts	2	3	197	A	Mississippi St.	0	4			
												200	H	Missouri St.	3	1			
												203	H	Murray St.	3	1			
												220	A	Central Ark.	3	2			
												256	A	Southeast Mo. St.	0	0			
												314	H	Grambling	7	0			
												318	H	Ark.-Pine Bluff	5	0			
LAST 10 GAMES																			
							314	H	Grambling	7	0	203	H	Murray St.	3	1			
							256	A	Southeast Mo. St.	0	0	318	H	Ark.-Pine Bluff	5	0			
							200	H	Missouri St.	3	1	80	A	Oral Roberts	2	3			
							220	A	Central Ark.	3	2	74	A	Tulsa	0	4			
							197	A	Mississippi St.	0	4	149	H	Southern Miss.	2	2			

Non-Div. I Games:

Arkansas St.



Average RPI Win: 287		WON-LOST RECORD	WINNING PCT. RANK		LAST 10 GAMES	STRENGTH OF SCHEDULE	OPP. STRENGTH OF SCHEDULE	TEAM RPI	ADJ RPI		CONF. RPI	ADJ CONF. RPI					
Average RPI Loss: 59																	
DIV. I ONLY		2-5-2	.33333	240	2-5-2	129	162	187	.46988	186	15	15					
DIV. I NON-CONF.		2-5-2	.33333	242	2-5-2	124	163	189	.46988	187	15	15					
<hr/>																	
TOTALS		RPI 1-25		RPI 26-50		W-L RECORDS		RPI 51-100		RPI 101-150		RPI 150+					
2-5-2		0-1-0		0-1-0		OVERALL		0-2-0		0-1-0		2-0-2					
0-0-2		0-0-0		0-0-0		HOME		0-0-0		0-0-0		0-0-2					
0-5-0		0-1-0		0-1-0		AWAY		0-2-0		0-1-0		0-0-0					
2-0-0		0-0-0		0-0-0		NEUTRAL		0-0-0		0-0-0		2-0-0					
2-5-2		0-1-0		0-1-0		NON-CONFERENCE		0-2-0		0-1-0		2-0-2					
0-0-2		0-0-0		0-0-0		HOME		0-0-0		0-0-0		0-0-2					
0-5-0		0-1-0		0-0-		AWAY		0-2-0		0-1-0		0-0-0					
2-0-0		0-0-0		0-0-0		NEUTRAL		0-0-0		0-0-0		2-0-0					
0-0-0		0-0-0		0-0-0		CONFERENCE		0-0-0		0-0-0		0-0-0					
0-0-0		0-0-0		0-0-0		HOME		0-0-0		0-0-0		0-0-0					
0-0-0		0-0-0		0-0-0		AWAY		0-0-0		0-0-0		0-0-0					
0-0-0		0-0-0		0-0-0		NEUTRAL		0-0-0		0-0-0		0-0-0					
RPI	S	Opponent		Score		RPI	S	Opponent		Score		RPI	S	Opponent		Score	
3	A	Virginia		0 3		43	A	James Madison		1 4		53	A	Princeton		0 2	
												83	A	West Virginia		0 2	

Non-Div. I Games:

Richmond



Average RPI Win: 260		WON-LOST	WINNING		LAST 10	STRENGTH OF		OPP. STRENGTH	TEAM	ADJ		CONF.	ADJ CONF.				
Average RPI Loss: 89		RECORD	PCT. RANK		GAMES	SCHEDULE		OF SCHEDULE	RPI	RPI		RPI	RPI				
DIV. I ONLY		2-6-0	.25	275	2-6-0	77		185	188	.46981	187	12	12				
DIV. I NON-CONF.		2-6-0	.25	276	2-6-0	73		186	190	.46981	188	12	12				
TOTALS		RPI 1-25		RPI 26-50		W-L RECORDS		RPI 51-100		RPI 101-150		RPI 150+					
2-6-0		0-1-0		0-0-0		OVERALL		0-2-0		0-3-0		2-0-0					
1-3-0		0-1-0		0-0-0		HOME		0-1-0		0-1-0		1-0-0					
1-3-0		0-0-0		0-0-0		AWAY		0-1-0		0-2-0		1-0-0					
0-0-0		0-0-0		0-0-0		NEUTRAL		0-0-0		0-0-0		0-0-0					
2-6-0		0-1-0		0-0-0		NON-CONFERENCE		0-2-0		0-3-0		2-0-0					
1-3-0		0-1-0		0-0-0		HOME		0-1-0		0-1-0		1-0-0					
1-3-0		0-0-0		0-0-		AWAY		0-1-0		0-2-0		1-0-0					
0-0-0		0-0-0		0-0-0		NEUTRAL		0-0-0		0-0-0		0-0-0					
0-0-0		0-0-0		0-0-0		CONFERENCE		0-0-0		0-0-0		0-0-0					
0-0-0		0-0-0		0-0-0		HOME		0-0-0		0-0-0		0-0-0					
0-0-0		0-0-0		0-0-0		AWAY		0-0-0		0-0-0		0-0-0					
0-0-0		0-0-0		0-0-0		NEUTRAL		0-0-0		0-0-0		0-0-0					
RPI	S	Opponent		Score		RPI	S	Opponent		Score		RPI	S	Opponent		Score	
18	H	Florida		0	4												

Non-Div. I Games:

FIU



[illegible]

**Non-Div. I Games:**

Hartford



[illegible]

**Non-Div. I Games:**

Idaho St.



Average RPI Win: 192		WON-LOST RECORD		WINNING PCT. RANK		LAST 10 GAMES		STRENGTH OF SCHEDULE		OPP. STRENGTH OF SCHEDULE		TEAM RPI		ADJ RPI		CONF. RPI		ADJ CONF. RPI	
DIV. I ONLY		3-5-0		.375 225		3-5-0		169		126		190		.46926 189		20		20	
DIV. I NON-CONF.		3-5-0		.375 226		3-5-0		166		123		192		.46926 191		19		19	
TOTALS		RPI 1-25		RPI 26-50		W-L RECORDS		RPI 51-100		RPI 101-150		RPI 150+							
3-5-0		0-1-0		1-1-0		OVERALL		0-0-0		0-2-0		2-1-0							
2-2-0		0-0-0		1-1-0		HOME		0-0-0		0-1-0		1-0-0							
1-2-0		0-1-0		0-0-0		AWAY		0-0-0		0-1-0		1-0-0							
0-1-0		0-0-0		0-0-0		NEUTRAL		0-0-0		0-0-0		0-1-0							
3-5-0		0-1-0		1-1-0		NON-CONFERENCE		0-0-0		0-2-0		2-1-0							
2-2-0		0-0-0		1-1-0		HOME		0-0-0		0-1-0		1-0-0							
1-2-0		0-1-0		0-0-		AWAY		0-0-0		0-1-0		1-0-0							
0-1-0		0-0-0		0-0-0		NEUTRAL		0-0-0		0-0-0		0-1-0							
0-0-0		0-0-0		0-0-0		CONFERENCE		0-0-0		0-0-0		0-0-0							
0-0-0		0-0-0		0-0-0		HOME		0-0-0		0-0-0		0-0-0							
0-0-0		0-0-0		0-0-0		AWAY		0-0-0		0-0-0		0-0-0							
0-0-0		0-0-0		0-0-0		NEUTRAL		0-0-0		0-0-0		0-0-0							
RPI	S	Opponent		Score		RPI	S	Opponent		Score		RPI	S	Opponent		Score			
17	A	Minnesota		1	2	39	H	Kentucky		1	2			126	H	Dayton		0	4
						48	H	Pepperdine		3	2			141	A	Pittsburgh		0	1
														214	H	Indiana St.		5	2
														280	N	Belmont		2	3
														313	A	Youngstown St.		1	0
						LAST 10 GAMES													
						126	H	Dayton		0	4	313	A	Youngstown St.		1	0		
						214	H	Indiana St.		5	2	280	N	Belmont		2	3		
						48	H	Pepperdine		3	2	17	A	Minnesota		1	2		
						141	A	Pittsburgh		0	1								
						39	H	Kentucky		1	2								

Non-Div. I Games:

Toledo



Average RPI Win:		212	WON-LOST RECORD		WINNING PCT. RANK	LAST 10 GAMES	STRENGTH OF SCHEDULE		OPP. STRENGTH OF SCHEDULE	TEAM RPI	ADJ RPI	CONF. RPI	ADJ CONF. RPI				
Average RPI Loss:		109															
DIV. I ONLY			3-4-2		.44444	185	3-4-2		198	171	191	.46889	12				
DIV. I NON-CONF.			3-4-2		.44444	188	3-4-2		192	170	193	.46889	12				
TOTALS		RPI 1-25		RPI 26-50		W-L RECORDS		RPI 51-100		RPI 101-150		RPI 150+					
3-4-2		0-1-0		0-0-0		OVERALL		0-0-0		1-2-1		2-1-1					
2-2-1		0-0-0		0-0-0		HOME		0-0-0		1-1-0		1-1-1					
1-2-1		0-1-0		0-0-0		AWAY		0-0-0		0-1-1		1-0-0					
0-0-0		0-0-0		0-0-0		NEUTRAL		0-0-0		0-0-0		0-0-0					
3-4-2		0-1-0		0-0-0		NON-CONFERENCE		0-0-0		1-2-1		2-1-1					
2-2-1		0-0-0		0-0-0		HOME		0-0-0		1-1-0		1-1-1					
1-2-1		0-1-0		0-0-		AWAY		0-0-0		0-1-1		1-0-0					
0-0-0		0-0-0		0-0-0		NEUTRAL		0-0-0		0-0-0		0-0-0					
0-0-0		0-0-0		0-0-0		CONFERENCE		0-0-0		0-0-0		0-0-0					
0-0-0		0-0-0		0-0-0		HOME		0-0-0		0-0-0		0-0-0					
0-0-0		0-0-0		0-0-0		AWAY		0-0-0		0-0-0		0-0-0					
0-0-0		0-0-0		0-0-0		NEUTRAL		0-0-0		0-0-0		0-0-0					
RPI	S	Opponent		Score		RPI	S	Opponent		Score		RPI	S	Opponent		Score	
15	A	South Carolina		0 1								108	H	UNC Greensboro		0 1	
												119	H	Western Caro.		2 1	
												129	A	Elon		1 1	
												143	A	High Point		0 1	
												171	H	UNC Wilmington		2 3	
												194	A	Davidson		2 0	
												206	H	George Washington		1 1	
												324	H	Francis Marion		3 0	
						LAST 10 GAMES											
						324	H	Francis Marion		3	0	143	A	High Point		0	1
						206	H	George Washington		1	1	15	A	South Carolina		0	1
						171	H	UNC Wilmington		2	3	129	A	Elon		1	1
						119	H	Western Caro.		2	1	194	A	Davidson		2	0
						108	H	UNC Greensboro		0	1						

Non-Div. I Games:

East Carolina



Average RPI Win: 236		WON-LOST RECORD	WINNING PCT. RANK	LAST 10 GAMES	STRENGTH OF SCHEDULE	OPP. STRENGTH OF SCHEDULE	TEAM RPI	ADJ RPI	CONF. RPI	ADJ CONF. RPI		
Average RPI Loss: 149												
DIV. I ONLY		3-6-0	.33333	240	0-2-0	114	231	193	.46724	192	14	14
DIV. I NON-CONF.		3-5-0	.375	226	0-1-0	112	234	179	.47576	179	14	14
<hr/>												
TOTALS		RPI 1-25		RPI 26-50		W-L RECORDS		RPI 51-100		RPI 101-150		RPI 150+
3-6-0		0-1-0		0-0-0		OVERALL		0-0-0		0-3-0		3-2-0
1-3-0		0-1-0		0-0-0		HOME		0-0-0		0-1-0		1-1-0
2-3-0		0-0-0		0-0-0		AWAY		0-0-0		0-2-0		2-1-0
0-0-0		0-0-0		0-0-0		NEUTRAL		0-0-0		0-0-0		0-0-0
3-5-0		0-1-0		0-0-0		NON-CONFERENCE		0-0-0		0-2-0		3-2-0
1-2-0		0-1-0		0-0-0		HOME		0-0-0		0-0-0		1-1-0
2-3-0		0-0-0		0-0-		AWAY		0-0-0		0-2-0		2-1-0
0-0-0		0-0-0		0-0-0		NEUTRAL		0-0-0		0-0-0		0-0-0
0-1-0		0-0-0		0-0-0		CONFERENCE		0-0-0		0-1-0		0-0-0
0-1-0		0-0-0		0-0-0		HOME		0-0-0		0-1-0		0-0-0
0-0-0		0-0-0		0-0-0		AWAY		0-0-0		0-0-0		0-0-0
0-0-0		0-0-0		0-0-0		NEUTRAL		0-0-0		0-0-0		0-0-0
RPI	S	Opponent		Score		RPI	S	Opponent		Score		
7	H	Penn St.		0 6								

Non-Div. I Games:

Bucknell



Average RPI Win: 279		WON-LOST	WINNING	LAST 10	STRENGTH OF	OPP. STRENGTH	TEAM	ADJ	CONF.	ADJ CONF.							
Average RPI Loss: 127		RECORD	PCT. RANK	GAMES													
DIV. I ONLY		2-4-2	.375	225	2-4-2	145	211	192	.46626	193	15	15					
DIV. I NON-CONF.		2-4-2	.375	226	2-4-2	141	211	194	.46626	194	15	15					
<hr/>																	
TOTALS		RPI 1-25		RPI 26-50		W-L RECORDS		RPI 51-100		RPI 101-150		RPI 150+					
2-4-2		0-1-0		0-0-0		OVERALL		0-1-0		0-1-1		2-1-1					
1-0-1		0-0-0		0-0-0		HOME		0-0-0		0-0-1		1-0-0					
1-4-1		0-1-0		0-0-0		AWAY		0-1-0		0-1-0		1-1-1					
0-0-0		0-0-0		0-0-0		NEUTRAL		0-0-0		0-0-0		0-0-0					
<hr/>																	
2-4-2		0-1-0		0-0-0		NON-CONFERENCE		0-1-0		0-1-1		2-1-1					
1-0-1		0-0-0		0-0-0		HOME		0-0-0		0-0-1		1-0-0					
1-4-1		0-1-0		0-0-		AWAY		0-1-0		0-1-0		1-1-1					
0-0-0		0-0-0		0-0-0		NEUTRAL		0-0-0		0-0-0		0-0-0					
<hr/>																	
0-0-0		0-0-0		0-0-0		CONFERENCE		0-0-0		0-0-0		0-0-0					
0-0-0		0-0-0		0-0-0		HOME		0-0-0		0-0-0		0-0-0					
0-0-0		0-0-0		0-0-0		AWAY		0-0-0		0-0-0		0-0-0					
0-0-0		0-0-0		0-0-0		NEUTRAL		0-0-0		0-0-0		0-0-0					
<hr/>																	
RPI	S	Opponent		Score		RPI	S	Opponent		Score		RPI	S	Opponent		Score	
12	A	Rutgers		0 3								61	A	St. John's (NY)		0 5	
												127	H	Army		1 1	
												147	A	Dartmouth		0 4	
												199	A	Providence		2 2	
												273	A	Vermont		3 0	
												285	H	Iona		1 0	
												287	A	Manhattan		1 2	
</																	

Non-Div. I Games:

Fordham



Average RPI Win: 87		WON-LOST	WINNING	LAST 10	STRENGTH OF		OPP. STRENGTH	TEAM	ADJ	CONF.	ADJ CONF.										
Average RPI Loss: 109		RECORD	PCT. RANK	GAMES	SCHEDULE		OF SCHEDULE	RPI	RPI	RPI	RPI										
DIV. I ONLY		1-5-3	.27778	269	1-5-3		107	154	194	.46608	194	13	13								
DIV. I NON-CONF.		1-5-3	.27778	269	1-5-3		103	154	195	.46608	195	13	13								
<hr/>																					
TOTALS		RPI 1-25		RPI 26-50		W-L RECORDS		RPI 51-100		RPI 101-150		RPI 150+									
1-5-3		0-0-0		0-1-0		OVERALL		1-2-0		0-0-2		0-2-1									
1-3-1		0-0-0		0-1-0		HOME		1-1-0		0-0-1		0-1-0									
0-2-1		0-0-0		0-0-0		AWAY		0-1-0		0-0-1		0-1-0									
0-0-1		0-0-0		0-0-0		NEUTRAL		0-0-0		0-0-0		0-0-1									
1-5-3		0-0-0		0-1-0		NON-CONFERENCE		1-2-0		0-0-2		0-2-1									
1-3-1		0-0-0		0-1-0		HOME		1-1-0		0-0-1		0-1-0									
0-2-1		0-0-0		0-0-		AWAY		0-1-0		0-0-1		0-1-0									
0-0-1		0-0-0		0-0-0		NEUTRAL		0-0-0		0-0-0		0-0-1									
0-0-0		0-0-0		0-0-0		CONFERENCE		0-0-0		0-0-0		0-0-0									
0-0-0		0-0-0		0-0-0		HOME		0-0-0		0-0-0		0-0-0									
0-0-0		0-0-0		0-0-0		AWAY		0-0-0		0-0-0		0-0-0									
0-0-0		0-0-0		0-0-0		NEUTRAL		0-0-0		0-0-0		0-0-0									
RPI	S	Opponent		Score		RPI	S	Opponent		Score		RPI	S	Opponent		Score					
				43	H	James Madison		0	2	62	A	Clemson		0	2	123	A	FGCU		0	0
										85	H	SMU		0	3	137	H	Coastal Caro.		0	0
										87	H	Charlotte		1	0	163	A	Winthrop		1	2
																191	H	East Carolina		0	2
																272	N	Fla. Atlantic		0	0
<hr/>																					
LAST 10 GAMES																					
				87	H	Charlotte		1	0	43	H	James Madison		0	2						
				123	A	FGCU		0	0	163	A	Winthrop		1	2						
				137	H	Coastal Caro.		0	0	62	A	Clemson		0	2						
				191	H	East Carolina		0	2	85	H	SMU		0	3						
										272	N	Fla. Atlantic		0	0						

Non-Div. I Games:

Davidson



Average RPI Win: 290		WON-LOST	WINNING	LAST 10	STRENGTH OF	OPP. STRENGTH	TEAM	ADJ	CONF.	ADJ CONF.							
Average RPI Loss: 66		RECORD	PCT. RANK	GAMES	SCHEDULE	OF SCHEDULE	RPI	RPI	RPI	RPI							
DIV. I ONLY		1-2-3	.41667	210	1-2-3	237	28	199	.46603	195	6	6					
DIV. I NON-CONF.		1-2-3	.41667	211	1-2-3	234	20	197	.46603	196	6	6					
<hr/>																	
TOTALS		RPI 1-25		RPI 26-50		W-L RECORDS		RPI 51-100		RPI 101-150		RPI 150+					
1-2-3		0-1-0		0-0-0		OVERALL		0-0-1		0-1-1		1-0-1					
0-1-1		0-1-0		0-0-0		HOME		0-0-1		0-0-0		0-0-0					
1-1-2		0-0-0		0-0-0		AWAY		0-0-0		0-1-1		1-0-1					
0-0-0		0-0-0		0-0-0		NEUTRAL		0-0-0		0-0-0		0-0-0					
1-2-3		0-1-0		0-0-0		NON-CONFERENCE		0-0-1		0-1-1		1-0-1					
0-1-1		0-1-0		0-0-0		HOME		0-0-1		0-0-0		0-0-0					
1-1-2		0-0-0		0-0-		AWAY		0-0-0		0-1-1		1-0-1					
0-0-0		0-0-0		0-0-0		NEUTRAL		0-0-0		0-0-0		0-0-0					
0-0-0		0-0-0		0-0-0		CONFERENCE		0-0-0		0-0-0		0-0-0					
0-0-0		0-0-0		0-0-0		HOME		0-0-0		0-0-0		0-0-0					
0-0-0		0-0-0		0-0-0		AWAY		0-0-0		0-0-0		0-0-0					
0-0-0		0-0-0		0-0-0		NEUTRAL		0-0-0		0-0-0		0-0-0					
RPI	S	Opponent		Score		RPI	S	Opponent		Score		RPI	S	Opponent		Score	
13	H	Georgia		0 2								68	H	Stephen F. Austin		0 0	
												109	A	San Diego St.		0 0	
												118	A	Cal St. Northridge		1 2	
												237	A	Houston Baptist		0 0	
												290	A	A&M-Corpus Christi		2 1	
<hr/>																	
LAST 10 GAMES																	
237	A	Houston Baptist		0 0		118	A	Cal St. Northridge		1 2							
109	A	San Diego St.		0 0		68	H	Stephen F. Austin		0 0							
						13	H	Georgia		0 2							
						290	A	A&M-Corpus Christi		2 1							

Non-Div. I Games:

Houston



Average RPI Win: 235		WON-LOST RECORD	WINNING PCT. RANK		LAST 10 GAMES	STRENGTH OF SCHEDULE	OPP. STRENGTH OF SCHEDULE	TEAM RPI	ADJ RPI	CONF. RPI	ADJ CONF. RPI	
Average RPI Loss: 189												
DIV. I ONLY		4-3-0	.57143	122	4-3-0	262	203	196	.46598	196	29	29
DIV. I NON-CONF.		3-3-0	.5	148	3-3-0	284	183	229	.44299	227	29	29
<hr/>												
TOTALS		RPI 1-25		RPI 26-50		W-L RECORDS		RPI 51-100		RPI 101-150		RPI 150+
4-3-0		0-0-0		0-0-0		OVERALL		0-0-0		0-0-0		4-3-0
3-0-0		0-0-0		0-0-0		HOME		0-0-0		0-0-0		3-0-0
1-3-0		0-0-0		0-0-0		AWAY		0-0-0		0-0-0		1-3-0
0-0-0		0-0-0		0-0-0		NEUTRAL		0-0-0		0-0-0		0-0-0
3-3-0		0-0-0		0-0-0		NON-CONFERENCE		0-0-0		0-0-0		3-3-0
2-0-0		0-0-0		0-0-0		HOME		0-0-0		0-0-0		2-0-0
1-3-0		0-0-0		0-0-		AWAY		0-0-0		0-0-0		1-3-0
0-0-0		0-0-0		0-0-0		NEUTRAL		0-0-0		0-0-0		0-0-0
1-0-0		0-0-0		0-0-0		CONFERENCE		0-0-0		0-0-0		1-0-0
1-0-0		0-0-0		0-0-0		HOME		0-0-0		0-0-0		1-0-0
0-0-0		0-0-0		0-0-0		AWAY		0-0-0		0-0-0		0-0-0
0-0-0		0-0-0		0-0-0		NEUTRAL		0-0-0		0-0-0		0-0-0
RPI	S	Opponent	Score	RPI	S	Opponent	Score	RPI	S	Opponent	Score	
										162 A Fairleigh Dickinson	0	2
										173 A Temple	1	0
										192 A Bucknell	0	3
										212 A NJIT	0	2
										250 H Siena	1	0
										253 H Bryant	3	1
										265 H Mt. St. Mary's	4	1
<hr/>												
LAST 10 GAMES												
										212 A NJIT	0	2
										173 A Temple	1	0
										265 H Mt. St. Mary's	4	1
										162 A Fairleigh Dickinson	0	2
										253 H Bryant	3	1
										250 H Siena	1	0
										192 A Bucknell	0	3

Non-Div. I Games:

Rider



Average RPI Win:	258	WON-LOST RECORD	WINNING PCT. RANK	LAST 10 GAMES	STRENGTH OF SCHEDULE	OPP. STRENGTH OF SCHEDULE	TEAM RPI	ADJ RPI	CONF. RPI	ADJ CONF. RPI		
DIV. I ONLY		3-3-1	.5	145	3-3-1	230	199	197	.46597	197	14	14
DIV. I NON-CONF.		3-2-1	.58333	120	3-2-1	249	222	181	.47277	180	14	14
<hr/>												
TOTALS	RPI 1-25	RPI 26-50		W-L RECORDS		RPI 51-100		RPI 101-150		RPI 150+		
3-3-1	0-0-0	0-0-0		OVERALL		0-1-0		0-0-0		3-2-1		
2-1-1	0-0-0	0-0-0		HOME		0-0-0		0-0-0		2-1-1		
1-2-0	0-0-0	0-0-0		AWAY		0-1-0		0-0-0		1-1-0		
0-0-0	0-0-0	0-0-0		NEUTRAL		0-0-0		0-0-0		0-0-0		
3-2-1	0-0-0	0-0-0		NON-CONFERENCE		0-0-0		0-0-0		3-2-1		
2-1-1	0-0-0	0-0-0		HOME		0-0-0		0-0-0		2-1-1		
1-1-0	0-0-0	0-0-		AWAY		0-0-0		0-0-0		1-1-0		
0-0-0	0-0-0	0-0-0		NEUTRAL		0-0-0		0-0-0		0-0-0		
0-1-0	0-0-0	0-0-0		CONFERENCE		0-1-0		0-0-0		0-0-0		
0-0-0	0-0-0	0-0-0		HOME		0-0-0		0-0-0		0-0-0		
0-1-0	0-0-0	0-0-0		AWAY		0-1-0		0-0-0		0-0-0		
0-0-0	0-0-0	0-0-0		NEUTRAL		0-0-0		0-0-0		0-0-0		
RPI	S	Opponent	Score	RPI	S	Opponent	Score	RPI	S	Opponent	Score	
						92	A Colgate	1		4		

Non-Div. I Games:

Lafayette



Average RPI Win: 254		WON-LOST	WINNING	LAST 10	STRENGTH OF		OPP. STRENGTH	TEAM	ADJ	CONF.	ADJ CONF.
Average RPI Loss: 117		RECORD	PCT. RANK	GAMES	SCHEDULE		OF SCHEDULE	RPI	RPI	RPI	RPI
DIV. I ONLY		3-5-0	.375	225	3-5-0		147	218	197	.46597	197
DIV. I NON-CONF.		3-4-0	.42857	204	3-4-0		142	224	177	.47918	176
TOTALS		RPI 1-25	RPI 26-50		W-L RECORDS		RPI 51-100		RPI 101-150		RPI 150+
3-5-0	0-0-0	0-1-0		OVERALL		0-0-0		0-4-0		3-0-0	
2-2-0	0-0-0	0-1-0		HOME		0-0-0		0-1-0		2-0-0	
0-3-0	0-0-0	0-0-0		AWAY		0-0-0		0-3-0		0-0-0	
1-0-0	0-0-0	0-0-0		NEUTRAL		0-0-0		0-0-0		1-0-0	
3-4-0	0-0-0	0-1-0		NON-CONFERENCE		0-0-0		0-3-0		3-0-0	
2-1-0	0-0-0	0-1-0		HOME		0-0-0		0-0-0		2-0-0	
0-3-0	0-0-0	0-0-		AWAY		0-0-0		0-3-0		0-0-0	
1-0-0	0-0-0	0-0-0		NEUTRAL		0-0-0		0-0-0		1-0-0	
0-1-0	0-0-0	0-0-0		CONFERENCE		0-0-0		0-1-0		0-0-0	
0-1-0	0-0-0	0-0-0		HOME		0-0-0		0-1-0		0-0-0	
0-0-0	0-0-0	0-0-0		AWAY		0-0-0		0-0-0		0-0-0	
0-0-0	0-0-0	0-0-0		NEUTRAL		0-0-0		0-0-0		0-0-0	
RPI S	Opponent	Score	RPI S	Opponent	Score	RPI S	Opponent	Score	RPI S	Opponent	Score
			50 H	Furman	0 4				122 A	South Ala.	2 3
									123 A	FGCU	1 2
									139 H	Missouri	1 3
									149 A	Southern Miss.	0 3
									185 H	Arkansas St.	4 0
									272 N	Fla. Atlantic	3 1
									304 H	Jackson St.	4 2
LAST 10 GAMES											
			139 H	Missouri	1 3	50 H	Furman	0 4			
			304 H	Jackson St.	4 2	149 A	Southern Miss.	0 3			
			122 A	South Ala.	2 3	123 A	FGCU	1 2			
						272 N	Fla. Atlantic	3 1			
						185 H	Arkansas St.	4 0			

Non-Div. I Games:

Mississippi St.



Average RPI Win:	274	WON-LOST	WINNING	LAST 10	STRENGTH OF	OPP. STRENGTH	TEAM	ADJ	CONF.	ADJ CONF.			
Average RPI Loss:	100	RECORD	PCT. RANK	GAMES	SCHEDULE	OF SCHEDULE	RPI	RPI	RPI	RPI			
DIV. I ONLY		3-3-3	.5	145	3-3-3	228	206	200	.46551	199	7	7	
DIV. I NON-CONF.		3-3-3	.5	148	3-3-3	223	207	198	.46551	197	7	7	
<hr/>													
TOTALS	RPI 1-25			RPI 26-50	W-L RECORDS		RPI 51-100		RPI 101-150		RPI 150+		
3-3-3	0-0-0			0-1-0	OVERALL		0-0-0		0-2-0		3-0-3		
1-2-2	0-0-0			0-0-0	HOME		0-0-0		0-2-0		1-0-2		
2-1-1	0-0-0			0-1-0	AWAY		0-0-0		0-0-0		2-0-1		
0-0-0	0-0-0			0-0-0	NEUTRAL		0-0-0		0-0-0		0-0-0		
3-3-3	0-0-0			0-1-0	NON-CONFERENCE		0-0-0		0-2-0		3-0-3		
1-2-2	0-0-0			0-0-0	HOME		0-0-0		0-2-0		1-0-2		
2-1-1	0-0-0			0-0-	AWAY		0-0-0		0-0-0		2-0-1		
0-0-0	0-0-0			0-0-0	NEUTRAL		0-0-0		0-0-0		0-0-0		
0-0-0	0-0-0			0-0-0	CONFERENCE		0-0-0		0-0-0		0-0-0		
0-0-0	0-0-0			0-0-0	HOME		0-0-0		0-0-0		0-0-0		
0-0-0	0-0-0			0-0-0	AWAY		0-0-0		0-0-0		0-0-0		
0-0-0	0-0-0			0-0-0	NEUTRAL		0-0-0		0-0-0		0-0-0		
RPI	S	Opponent	Score	RPI	S	Opponent	Score	RPI	S	Opponent	Score		
				42	A	Boston U.	0 1			126	H	Dayton	0 3
										132	H	Cincinnati	0 3
										193	H	Fordham	2 2
										211	H	Massachusetts	1 1
										221	A	Harvard	1 1
										261	A	Rhode Island	3 0
										273	H	Vermont	3 0
										288	A	New Hampshire	4 1
<hr/>													
LAST 10 GAMES													
				132	H	Cincinnati	0 3	273	H	Vermont	3 0		
				193	H	Fordham	2 2	211	H	Massachusetts	1 1		
				42	A	Boston U.	0 1	288	A	New Hampshire	4 1		
				221	A	Harvard	1 1	126	H	Dayton	0 3		
								261	A	Rhode Island	3 0		

Non-Div. I Games:

Providence



Average RPI Win: 229		WON-LOST RECORD		WINNING PCT. RANK		LAST 10 GAMES		STRENGTH OF SCHEDULE		OPP. STRENGTH OF SCHEDULE		TEAM RPI		ADJ RPI		CONF. RPI		ADJ CONF. RPI	
DIV. I ONLY		3-7-1		.31818 257		3-6-1		104		244		195		.4647 200		24		24	
DIV. I NON-CONF.		3-7-1		.31818 255		3-6-1		100		246		196		.4647 198		24		24	
TOTALS		RPI 1-25		RPI 26-50		W-L RECORDS		RPI 51-100		RPI 101-150		RPI 150+							
3-7-1		0-1-0		0-0-0		OVERALL		0-3-0		0-0-0		3-3-1							
1-4-0		0-1-0		0-0-0		HOME		0-3-0		0-0-0		1-0-0							
2-3-1		0-0-0		0-0-0		AWAY		0-0-0		0-0-0		2-3-1							
0-0-0		0-0-0		0-0-0		NEUTRAL		0-0-0		0-0-0		0-0-0							
3-7-1		0-1-0		0-0-0		NON-CONFERENCE		0-3-0		0-0-0		3-3-1							
1-4-0		0-1-0		0-0-0		HOME		0-3-0		0-0-0		1-0-0							
2-3-1		0-0-0		0-0-		AWAY		0-0-0		0-0-0		2-3-1							
0-0-0		0-0-0		0-0-0		NEUTRAL		0-0-0		0-0-0		0-0-0							
0-0-0		0-0-0		0-0-0		CONFERENCE		0-0-0		0-0-0		0-0-0							
0-0-0		0-0-0		0-0-0		HOME		0-0-0		0-0-0		0-0-0							
0-0-0		0-0-0		0-0-0		AWAY		0-0-0		0-0-0		0-0-0							
0-0-0		0-0-0		0-0-0		NEUTRAL		0-0-0		0-0-0		0-0-0							
RPI	S	Opponent		Score		RPI	S	Opponent		Score		RPI	S	Opponent		Score			
23	H	Arkansas		0 3								174	A	SIU Edwardsville		0 1			
												176	H	UMKC		1 0			
												185	A	Arkansas St.		1 3			
												220	A	Central Ark.		2 0			
												251	A	UALR		0 1			
												274	A	Neb. Omaha		1 1			
												292	A	Western Ill.		1 0			
LAST 10 GAMES																			
						274	A	Neb. Omaha		1 1		220	A	Central Ark.		2 0			
						176	H	UMKC		1 0		185	A	Arkansas St.		1 3			
						174	A	SIU Edwardsville		0 1		23	H	Arkansas		0 3			
						292	A	Western Ill.		1 0		100	H	Kansas		0 1			
						251	A	UALR		0 1		74	H	Tulsa		0 1			

Non-Div. I Games:

Missouri St.



Average RPI Win: 198		WON-LOST RECORD	WINNING PCT. RANK	LAST 10 GAMES	STRENGTH OF SCHEDULE	OPP. STRENGTH OF SCHEDULE	TEAM RPI	ADJ RPI	CONF. RPI	ADJ CONF. RPI	
Average RPI Loss: 119											
DIV. I ONLY		2-3-2	.42857 205	2-3-2	218	110	203	.46311 201	12	12	
DIV. I NON-CONF.		2-3-2	.42857 204	2-3-2	211	107	201	.46311 199	12	12	
<hr/>											
TOTALS		RPI 1-25	RPI 26-50		W-L RECORDS		RPI 51-100		RPI 101-150		RPI 150+
2-3-2		0-0-0	0-0-0		OVERALL		1-2-0		0-0-1		1-1-1
1-2-0		0-0-0	0-0-0		HOME		0-2-0		0-0-0		1-0-0
1-1-2		0-0-0	0-0-0		AWAY		1-0-0		0-0-1		0-1-1
0-0-0		0-0-0	0-0-0		NEUTRAL		0-0-0		0-0-0		0-0-0
<hr/>											
2-3-2		0-0-0	0-0-0		NON-CONFERENCE		1-2-0		0-0-1		1-1-1
1-2-0		0-0-0	0-0-0		HOME		0-2-0		0-0-0		1-0-0
1-1-2		0-0-0	0-0-		AWAY		1-0-0		0-0-1		0-1-1
0-0-0		0-0-0	0-0-0		NEUTRAL		0-0-0		0-0-0		0-0-0
<hr/>											
0-0-0		0-0-0	0-0-0		CONFERENCE		0-0-0		0-0-0		0-0-0
0-0-0		0-0-0	0-0-0		HOME		0-0-0		0-0-0		0-0-0
0-0-0		0-0-0	0-0-0		AWAY		0-0-0		0-0-0		0-0-0
0-0-0		0-0-0	0-0-0		NEUTRAL		0-0-0		0-0-0		0-0-0
<hr/>											
RPI S	Opponent	Score	RPI S	Opponent	Score	RPI S	Opponent	Score	RPI S	Opponent	Score
						65 H	LSU	0 1	124 A	Western Ky.	0 0
						68 H	Stephen F. Austin	0 1	223 A	Texas St.	0 0
						99 A	Vanderbilt	3 2	224 A	New Mexico	0 3
									297 H	Lamar	5 3
<hr/>											
LAST 10 GAMES											
			65 H	LSU	0 1	124 A	Western Ky.	0 0			
			297 H	Lamar	5 3	68 H	Stephen F. Austin	0 1			
			223 A	Texas St.	0 0						
			224 A	New Mexico	0 3						
			99 A	Vanderbilt	3 2						

Non-Div. I Games:

Rice



Average RPI Win:	266	WON-LOST	WINNING	LAST 10	STRENGTH OF	OPP. STRENGTH	TEAM	ADJ	CONF.	ADJ CONF.			
Average RPI Loss:	187	RECORD	PCT. RANK	GAMES	SCHEDULE	OF SCHEDULE	RPI	RPI	RPI	RPI			
DIV. I ONLY		4-3-1	.5625	125	4-3-1	235	288	201	.46302	202	27	27	
DIV. I NON-CONF.		4-3-1	.5625	127	4-3-1	232	290	199	.46302	200	27	27	
<hr/>													
TOTALS	RPI 1-25	RPI 26-50		W-L RECORDS		RPI 51-100		RPI 101-150		RPI 150+			
4-3-1	0-0-0	0-0-0		OVERALL		0-0-0		0-1-0		4-2-1			
2-0-1	0-0-0	0-0-0		HOME		0-0-0		0-0-0		2-0-1			
2-3-0	0-0-0	0-0-0		AWAY		0-0-0		0-1-0		2-2-0			
0-0-0	0-0-0	0-0-0		NEUTRAL		0-0-0		0-0-0		0-0-0			
<hr/>													
4-3-1	0-0-0	0-0-0		NON-CONFERENCE		0-0-0		0-1-0		4-2-1			
2-0-1	0-0-0	0-0-0		HOME		0-0-0		0-0-0		2-0-1			
2-3-0	0-0-0	0-0-		AWAY		0-0-0		0-1-0		2-2-0			
0-0-0	0-0-0	0-0-0		NEUTRAL		0-0-0		0-0-0		0-0-0			
<hr/>													
0-0-0	0-0-0	0-0-0		CONFERENCE		0-0-0		0-0-0		0-0-0			
0-0-0	0-0-0	0-0-0		HOME		0-0-0		0-0-0		0-0-0			
0-0-0	0-0-0	0-0-0		AWAY		0-0-0		0-0-0		0-0-0			
0-0-0	0-0-0	0-0-0		NEUTRAL		0-0-0		0-0-0		0-0-0			
<hr/>													
RPI	S	Opponent	Score	RPI	S	Opponent	Score	RPI	S	Opponent	Score		
								138	A	Cornell	0	2	
								173	A	Temple	0	2	
								197	H	Lafayette	2	0	
								250	A	Siena	1	2	
								255	H	Marist	1	1	
								285	A	Iona	1	0	
								287	A	Manhattan	1	0	
								293	H	Niagara	3	1	
<hr/>													
LAST 10 GAMES													
293	H	Niagara	3	1	138	A	Cornell	0	2				
197	H	Lafayette	2	0	255	H	Marist	1	1				
285	A	Iona	1	0	173	A	Temple	0	2				
287	A	Manhattan	1	0									
250	A	Siena	1	2									

**Non-Div. I Games:**

Binghamton



Average RPI Win: 240		WON-LOST RECORD	WINNING PCT. RANK		LAST 10 GAMES		STRENGTH OF SCHEDULE		OPP. STRENGTH OF SCHEDULE		TEAM RPI	ADJ RPI		CONF. RPI	ADJ CONF. RPI
Average RPI Loss: 194			3-3-1	.5 145	3-3-1	204	290	202	.46262	203	28	28			
DIV. I ONLY		3-3-1	.5 148	3-3-1	196	292	200	.46262	201	28	28				
DIV. I NON-CONF.															
TOTALS		RPI 1-25		RPI 26-50		W-L RECORDS		RPI 51-100		RPI 101-150		RPI 150+			
3-3-1		0-0-0		0-0-0		OVERALL		0-0-0		0-1-0		3-2-1			
1-0-0		0-0-0		0-0-0		HOME		0-0-0		0-0-0		1-0-0			
2-3-1		0-0-0		0-0-0		AWAY		0-0-0		0-1-0		2-2-1			
0-0-0		0-0-0		0-0-0		NEUTRAL		0-0-0		0-0-0		0-0-0			
3-3-1		0-0-0		0-0-0		NON-CONFERENCE		0-0-0		0-1-0		3-2-1			
1-0-0		0-0-0		0-0-0		HOME		0-0-0		0-0-0		1-0-0			
2-3-1		0-0-0		0-0-		AWAY		0-0-0		0-1-0		2-2-1			
0-0-0		0-0-0		0-0-0		NEUTRAL		0-0-0		0-0-0		0-0-0			
0-0-0		0-0-0		0-0-0		CONFERENCE		0-0-0		0-0-0		0-0-0			
0-0-0		0-0-0		0-0-0		HOME		0-0-0		0-0-0		0-0-0			
0-0-0		0-0-0		0-0-0		AWAY		0-0-0		0-0-0		0-0-0			
0-0-0		0-0-0		0-0-0		NEUTRAL		0-0-0		0-0-0		0-0-0			
RPI	S	Opponent	Score	RPI	S	Opponent	Score	RPI	S	Opponent	Score	RPI	S	Opponent	Score
												122	A	South Ala.	0 2
												156	A	Evansville	1 0
												185	A	Arkansas St.	1 3
												217	A	Northern Ky.	0 0
												251	H	UALR	1 0
												276	A	Troy	2 4
												312	A	Alabama A&M	10 0
LAST 10 GAMES															
						217	A	Northern Ky.	0 0	185	A	Arkansas St.	1 3		
						156	A	Evansville	1 0	276	A	Troy	2 4		
										122	A	South Ala.	0 2		
										251	H	UALR	1 0		
										312	A	Alabama A&M	10 0		

Non-Div. I Games:

Murray St.



Average RPI Win:	235	WON-LOST RECORD	WINNING PCT. RANK	LAST 10 GAMES		STRENGTH OF SCHEDULE	OPP. STRENGTH OF SCHEDULE	TEAM RPI	ADJ RPI	CONF. RPI	ADJ CONF. RPI				
DIV. I ONLY		3-5-0	.375 225	3-5-0		203	91	204	.45866 204	20	20				
DIV. I NON-CONF.		3-5-0	.375 226	3-5-0		195	86	202	.45866 202	19	19				
<hr/>															
TOTALS	RPI 1-25		RPI 26-50	W-L RECORDS		RPI 51-100			RPI 101-150		RPI 150+				
3-5-0	0-0-0		0-1-0	OVERALL		0-1-0			0-3-0		3-0-0				
1-3-0	0-0-0		0-0-0	HOME		0-1-0			0-2-0		1-0-0				
2-2-0	0-0-0		0-1-0	AWAY		0-0-0			0-1-0		2-0-0				
0-0-0	0-0-0		0-0-0	NEUTRAL		0-0-0			0-0-0		0-0-0				
3-5-0	0-0-0		0-1-0	NON-CONFERENCE		0-1-0			0-3-0		3-0-0				
1-3-0	0-0-0		0-0-0	HOME		0-1-0			0-2-0		1-0-0				
2-2-0	0-0-0		0-0-	AWAY		0-0-0			0-1-0		2-0-0				
0-0-0	0-0-0		0-0-0	NEUTRAL		0-0-0			0-0-0		0-0-0				
0-0-0	0-0-0		0-0-0	CONFERENCE		0-0-0			0-0-0		0-0-0				
0-0-0	0-0-0		0-0-0	HOME		0-0-0			0-0-0		0-0-0				
0-0-0	0-0-0		0-0-0	AWAY		0-0-0			0-0-0		0-0-0				
0-0-0	0-0-0		0-0-0	NEUTRAL		0-0-0			0-0-0		0-0-0				
RPI	S	Opponent	Score	RPI	S	Opponent	Score	RPI	S	Opponent	Score				
				49	A	Marshall	0 1	82	H	Louisville	2 3	112	H	Purdue	3 4
												114	H	Milwaukee	3 4
												135	A	Illinois St.	2 3
												165	A	Valparaiso	1 0
												260	A	IPFW	3 0
												280	H	Belmont	5 0
				LAST 10 GAMES											
				49	A	Marshall	0 1	82	H	Louisville	2 3				
				112	H	Purdue	3 4	260	A	IPFW	3 0				
				114	H	Milwaukee	3 4	280	H	Belmont	5 0				
								165	A	Valparaiso	1 0				
								135	A	Illinois St.	2 3				

**Non-Div. I Games:**

Miami (OH)



Average RPI Win:	266	WON-LOST	WINNING	LAST 10	STRENGTH OF	OPP. STRENGTH	TEAM	ADJ	CONF.	ADJ CONF.			
Average RPI Loss:	84	RECORD	PCT. RANK	GAMES	SCHEDULE	OF SCHEDULE	RPI	RPI	RPI	RPI			
DIV. I ONLY		4-4-0	.5	145	4-4-0	255	152	205	.45713	205	10	10	
DIV. I NON-CONF.		4-4-0	.5	148	4-4-0	254	151	204	.45713	203	10	10	
<hr/>													
TOTALS	RPI 1-25	RPI 26-50		W-L RECORDS		RPI 51-100		RPI 101-150		RPI 150+			
4-4-0	0-0-0	0-1-0		OVERALL		0-2-0		1-1-0		3-0-0			
3-0-0	0-0-0	0-0-0		HOME		0-0-0		1-0-0		2-0-0			
1-4-0	0-0-0	0-1-0		AWAY		0-2-0		0-1-0		1-0-0			
0-0-0	0-0-0	0-0-0		NEUTRAL		0-0-0		0-0-0		0-0-0			
<hr/>													
4-4-0	0-0-0	0-1-0		NON-CONFERENCE		0-2-0		1-1-0		3-0-0			
3-0-0	0-0-0	0-0-0		HOME		0-0-0		1-0-0		2-0-0			
1-4-0	0-0-0	0-0-		AWAY		0-2-0		0-1-0		1-0-0			
0-0-0	0-0-0	0-0-0		NEUTRAL		0-0-0		0-0-0		0-0-0			
<hr/>													
0-0-0	0-0-0	0-0-0		CONFERENCE		0-0-0		0-0-0		0-0-0			
0-0-0	0-0-0	0-0-0		HOME		0-0-0		0-0-0		0-0-0			
0-0-0	0-0-0	0-0-0		AWAY		0-0-0		0-0-0		0-0-0			
0-0-0	0-0-0	0-0-0		NEUTRAL		0-0-0		0-0-0		0-0-0			
<hr/>													
RPI	S	Opponent	Score	RPI	S	Opponent	Score	RPI	S	Opponent	Score		
				34	A	Baylor	0 4	67	A	Texas A&M	0 4		
								91	A	Seattle	0 4		
										145	A	Oregon St.	0 3
										150	H	Loyola Marymount	3 0
										296	H	San Jose St.	3 0
										299	H	Sacramento St.	4 0
										319	A	CSU Bakersfield	5 2
<hr/>													
				LAST 10 GAMES									
				91	A	Seattle	0 4	299	H	Sacramento St.	4 0		
				145	A	Oregon St.	0 3	319	A	CSU Bakersfield	5 2		
				67	A	Texas A&M	0 4	150	H	Loyola Marymount	3 0		
				34	A	Baylor	0 4						
				296	H	San Jose St.	3 0						

**Non-Div. I Games:**

Cal Poly



Average RPI Win: 247		WON-LOST RECORD		WINNING PCT. RANK		LAST 10 GAMES		STRENGTH OF SCHEDULE		OPP. STRENGTH OF SCHEDULE		TEAM RPI		ADJ RPI		CONF. RPI		ADJ CONF. RPI	
DIV. I ONLY		2-2-2		.5 145		0-0-1		267		132		206		.45494 206		15		15	
DIV. I NON-CONF.		2-2-2		.5 148		0-0-1		267		132		205		.45494 205		15		15	
TOTALS		RPI 1-25		RPI 26-50		W-L RECORDS		RPI 51-100		RPI 101-150		RPI 150+							
2-2-2		0-1-0		0-0-0		OVERALL		0-0-0		0-0-0		2-1-2							
0-2-0		0-1-0		0-0-0		HOME		0-0-0		0-0-0		0-1-0							
2-0-2		0-0-0		0-0-0		AWAY		0-0-0		0-0-0		2-0-1							
0-0-0		0-0-0		0-0-0		NEUTRAL		0-0-0		0-0-0		0-0-0							
2-2-2		0-1-0		0-0-0		NON-CONFERENCE		0-0-0		0-0-0		2-1-2							
0-2-0		0-1-0		0-0-0		HOME		0-0-0		0-0-0		0-1-0							
2-0-2		0-0-0		0-0-		AWAY		0-0-0		0-0-0		2-0-2							
0-0-0		0-0-0		0-0-0		NEUTRAL		0-0-0		0-0-0		0-0-0							
0-0-0		0-0-0		0-0-0		CONFERENCE		0-0-0		0-0-0		0-0-0							
0-0-0		0-0-0		0-0-0		HOME		0-0-0		0-0-0		0-0-0							
0-0-0		0-0-0		0-0-0		AWAY		0-0-0		0-0-0		0-0-0							
0-0-0		0-0-0		0-0-0		NEUTRAL		0-0-0		0-0-0		0-0-0							
RPI	S	Opponent		Score		RPI	S	Opponent		Score		RPI	S	Opponent		Score			
5	H	Georgetown		2 3								191	A	East Carolina		1 1			
												210	A	American		1 0			
												244	H	Saint Francis (PA)		1 3			
												265	A	Mt. St. Mary's		0 0			
												283	A	Old Dominion		2 1			
LAST 10 GAMES																			
						283	A	Old Dominion		2 1		265	A	Mt. St. Mary's		0 0			
						244	H	Saint Francis (PA)		1 3		191	A	East Carolina		1 1			
						5	H	Georgetown		2 3									
						210	A	American		1 0									

Non-Div. I Games:

George Washington



Average RPI Win: 299		WON-LOST	WINNING	LAST 10	STRENGTH OF	OPP. STRENGTH	TEAM	ADJ	CONF.	ADJ CONF.							
Average RPI Loss: 129		RECORD	PCT. RANK	GAMES	SCHEDULE	OF SCHEDULE	RPI	RPI	RPI	RPI							
DIV. I ONLY		2-4-3	.38889	217	2-4-3	156	293	208	.45453	207	16	16					
DIV. I NON-CONF.		2-4-3	.38889	217	2-4-3	150	294	207	.45453	206	16	16					
<hr/>																	
TOTALS		RPI 1-25		RPI 26-50		W-L RECORDS		RPI 51-100		RPI 101-150		RPI 150+					
2-4-3		0-1-0		0-0-0		OVERALL		0-0-0		0-2-0		2-1-3					
1-1-0		0-0-0		0-0-0		HOME		0-0-0		0-1-0		1-0-0					
0-3-2		0-1-0		0-0-0		AWAY		0-0-0		0-1-0		0-1-2					
1-0-1		0-0-0		0-0-0		NEUTRAL		0-0-0		0-0-0		1-0-1					
<hr/>																	
2-4-3		0-1-0		0-0-0		NON-CONFERENCE		0-0-0		0-2-0		2-1-3					
1-1-0		0-0-0		0-0-0		HOME		0-0-0		0-1-0		1-0-0					
0-3-2		0-1-0		0-0-		AWAY		0-0-0		0-1-0		0-1-2					
1-0-1		0-0-0		0-0-0		NEUTRAL		0-0-0		0-0-0		1-0-1					
<hr/>																	
0-0-0		0-0-0		0-0-0		CONFERENCE		0-0-0		0-0-0		0-0-0					
0-0-0		0-0-0		0-0-0		HOME		0-0-0		0-0-0		0-0-0					
0-0-0		0-0-0		0-0-0		AWAY		0-0-0		0-0-0		0-0-0					
0-0-0		0-0-0		0-0-0		NEUTRAL		0-0-0		0-0-0		0-0-0					
<hr/>																	
RPI	S	Opponent		Score		RPI	S	Opponent		Score		RPI	S	Opponent		Score	
24	A	Portland		0 2								120	A	San Francisco		0 2	
												144	H	Wright St.		0 1	
												215	N	South Dakota		0 0	
												229	A	Montana		0 2	
												232	A	Gonzaga		0 0	
												245	A	South Dakota St.		0 0	
												298	N	Eastern Wash.		2 0	
												299	H	Sacramento St.		3 2	
												</					

Non-Div. I Games:

Nevada



Average RPI Win: 259		WON-LOST	WINNING	LAST 10	STRENGTH OF		OPP. STRENGTH	TEAM	ADJ		CONF.	ADJ CONF.
Average RPI Loss: 87		RECORD	PCT. RANK	GAMES	SCHEDULE		OF SCHEDULE	RPI	RPI		RPI	RPI
DIV. I ONLY		3-3-3	.5	145	3-3-3		273	124	209		.45451	208
DIV. I NON-CONF.		3-3-3	.5	148	3-3-3		272	122	208		.45451	207
TOTALS		RPI 1-25	RPI 26-50		W-L RECORDS		RPI 51-100		RPI 101-150		RPI 150+	
3-3-3		0-0-0	0-1-0		OVERALL		0-1-0		0-1-1		3-0-2	
1-0-0		0-0-0	0-0-0		HOME		0-0-0		0-0-0		1-0-0	
1-3-3		0-0-0	0-1-0		AWAY		0-1-0		0-1-1		1-0-2	
1-0-0		0-0-0	0-0-0		NEUTRAL		0-0-0		0-0-0		1-0-0	
3-3-3		0-0-0	0-1-0		NON-CONFERENCE		0-1-0		0-1-1		3-0-2	
1-0-0		0-0-0	0-0-0		HOME		0-0-0		0-0-0		1-0-0	
1-3-3		0-0-0	0-0-		AWAY		0-1-0		0-1-1		1-0-2	
1-0-0		0-0-0	0-0-0		NEUTRAL		0-0-0		0-0-0		1-0-0	
0-0-0		0-0-0	0-0-0		CONFERENCE		0-0-0		0-0-0		0-0-0	
0-0-0		0-0-0	0-0-0		HOME		0-0-0		0-0-0		0-0-0	
0-0-0		0-0-0	0-0-0		AWAY		0-0-0		0-0-0		0-0-0	
0-0-0		0-0-0	0-0-0		NEUTRAL		0-0-0		0-0-0		0-0-0	
RPI S	Opponent	Score	RPI S	Opponent	Score	RPI S	Opponent	Score	RPI S	Opponent	Score	
			35 A	Connecticut	0 1	78 A	VCU	0 2	134 A	Wagner	1 1	
									147 A	Dartmouth	0 1	
									186 A	Richmond	0 0	
									225 H	Central Conn. St.	2 1	
									253 A	Bryant	1 0	
									254 A	Northeastern	1 1	
									300 N	Holy Cross	1 0	
LAST 10 GAMES												
			147 A	Dartmouth	0 1	186 A	Richmond	0 0				
			254 A	Northeastern	1 1	78 A	VCU	0 2				
			253 A	Bryant	1 0	134 A	Wagner	1 1				
			300 N	Holy Cross	1 0	35 A	Connecticut	0 1				
						225 H	Central Conn. St.	2 1				

Non-Div. I Games:

Maine



Average RPI Win: 263		WON-LOST RECORD		WINNING PCT. RANK		LAST 10 GAMES		STRENGTH OF SCHEDULE		OPP. STRENGTH OF SCHEDULE		TEAM RPI		ADJ RPI		CONF. RPI		ADJ CONF. RPI	
DIV. I ONLY		2-3-2		.42857 205		2-3-2		215		192		210		.45441 209		20		20	
DIV. I NON-CONF.		2-3-2		.42857 204		2-3-2		208		195		209		.45441 208		19		19	
TOTALS		RPI 1-25		RPI 26-50		W-L RECORDS		RPI 51-100		RPI 101-150		RPI 150+							
2-3-2		0-0-0		0-0-0		OVERALL		0-1-0		0-1-1		2-1-1							
2-0-0		0-0-0		0-0-0		HOME		0-0-0		0-0-0		2-0-0							
0-3-2		0-0-0		0-0-0		AWAY		0-1-0		0-1-1		0-1-1							
0-0-0		0-0-0		0-0-0		NEUTRAL		0-0-0		0-0-0		0-0-0							
2-3-2		0-0-0		0-0-0		NON-CONFERENCE		0-1-0		0-1-1		2-1-1							
2-0-0		0-0-0		0-0-0		HOME		0-0-0		0-0-0		2-0-0							
0-3-2		0-0-0		0-0-		AWAY		0-1-0		0-1-1		0-1-1							
0-0-0		0-0-0		0-0-0		NEUTRAL		0-0-0		0-0-0		0-0-0							
0-0-0		0-0-0		0-0-0		CONFERENCE		0-0-0		0-0-0		0-0-0							
0-0-0		0-0-0		0-0-0		HOME		0-0-0		0-0-0		0-0-0							
0-0-0		0-0-0		0-0-0		AWAY		0-0-0		0-0-0		0-0-0							
0-0-0		0-0-0		0-0-0		NEUTRAL		0-0-0		0-0-0		0-0-0							
RPI	S	Opponent		Score	RPI	S	Opponent		Score	RPI	S	Opponent		Score					



Average RPI Win: 258		WON-LOST RECORD	WINNING PCT. RANK	LAST 10 GAMES	STRENGTH OF SCHEDULE	OPP. STRENGTH OF SCHEDULE	TEAM RPI	ADJ RPI	CONF. RPI	ADJ CONF. RPI	
Average RPI Loss: 143											
DIV. I ONLY		3-6-0	.33333 240	3-6-0	127	283	211	.45395 210	14	14	
DIV. I NON-CONF.		2-6-0	.25 276	2-6-0	119	279	243	.43628 241	14	14	
<hr/>											
TOTALS		RPI 1-25		RPI 26-50		W-L RECORDS		RPI 51-100		RPI 101-150	RPI 150+
3-6-0		0-0-0		0-0-0		OVERALL		0-1-0		0-2-0 3-3-0	
2-2-0		0-0-0		0-0-0		HOME		0-0-0		0-1-0 2-1-0	
1-3-0		0-0-0		0-0-0		AWAY		0-1-0		0-1-0 1-1-0	
0-1-0		0-0-0		0-0-0		NEUTRAL		0-0-0		0-0-0 0-1-0	
2-6-0		0-0-0		0-0-0		NON-CONFERENCE		0-1-0		0-2-0 2-3-0	
1-2-0		0-0-0		0-0-0		HOME		0-0-0		0-1-0 1-1-0	
1-3-0		0-0-0		0-0-		AWAY		0-1-0		0-1-0 1-1-0	
0-1-0		0-0-0		0-0-0		NEUTRAL		0-0-0		0-0-0 0-1-0	
1-0-0		0-0-0		0-0-0		CONFERENCE		0-0-0		0-0-0 1-0-0	
1-0-0		0-0-0		0-0-0		HOME		0-0-0		0-0-0 1-0-0	
0-0-0		0-0-0		0-0-0		AWAY		0-0-0		0-0-0 0-0-0	
0-0-0		0-0-0		0-0-0		NEUTRAL		0-0-0		0-0-0 0-0-0	
RPI	S	Opponent	Score	RPI	S	Opponent	Score	RPI	S	Opponent	Score
					</						

Non-Div. I Games:

American



Average RPI Win: 280		WON-LOST RECORD		WINNING PCT. RANK		LAST 10 GAMES		STRENGTH OF SCHEDULE		OPP. STRENGTH OF SCHEDULE		TEAM RPI		ADJ RPI		CONF. RPI		ADJ CONF. RPI	
DIV. I ONLY		3-5-1		.38889 217		3-5-1		179		238		207		.45338 211		15		15	
DIV. I NON-CONF.		3-5-1		.38889 217		3-5-1		176		239		206		.45338 209		15		15	
TOTALS		RPI 1-25		RPI 26-50		W-L RECORDS		RPI 51-100		RPI 101-150		RPI 150+							
3-5-1		0-0-0		0-0-0		OVERALL		0-2-0		0-2-0		3-1-1							
1-3-0		0-0-0		0-0-0		HOME		0-1-0		0-2-0		1-0-0							
1-2-1		0-0-0		0-0-0		AWAY		0-1-0		0-0-0		1-1-1							
1-0-0		0-0-0		0-0-0		NEUTRAL		0-0-0		0-0-0		1-0-0							
3-5-1		0-0-0		0-0-0		NON-CONFERENCE		0-2-0		0-2-0		3-1-1							
1-3-0		0-0-0		0-0-0		HOME		0-1-0		0-2-0		1-0-0							
1-2-1		0-0-0		0-0-		AWAY		0-1-0		0-0-0		1-1-1							
1-0-0		0-0-0		0-0-0		NEUTRAL		0-0-0		0-0-0		1-0-0							
0-0-0		0-0-0		0-0-0		CONFERENCE		0-0-0		0-0-0		0-0-0							
0-0-0		0-0-0		0-0-0		HOME		0-0-0		0-0-0		0-0-0							
0-0-0		0-0-0		0-0-0		AWAY		0-0-0		0-0-0		0-0-0							
0-0-0		0-0-0		0-0-0		NEUTRAL		0-0-0		0-0-0		0-0-0							
RPI	S	Opponent		Score	RPI	S	Opponent		Score	RPI	S	Opponent		Score	RPI	S	Opponent		Score
							61	H	St. John's (NY)	0	1		117	H	Brown	1	2		
							67	A	Texas A&M	1	3		127	H	Army	0	2		
													199	A	Providence	1	1		
													250	A	Siena	3	4		
													254	H	Northeastern	2	1		
													288	A	New Hampshire	1	0		
													297	N	Lamar	2	1		
LAST 10 GAMES																			
							297	N	Lamar	2	1		254	H	Northeastern	2	1		
							67	A	Texas A&M	1	3		117	H	Brown	1	2		
							288	A	New Hampshire	1	0		61	H	St. John's (NY)	0	1		
							199	A	Providence	1	1		250	A	Siena	3	4		
							127	H	Army	0	2								

Non-Div. I Games:

Massachusetts



Average RPI Win: 278		WON-LOST RECORD	WINNING PCT. RANK	LAST 10 GAMES	STRENGTH OF SCHEDULE	OPP. STRENGTH OF SCHEDULE	TEAM RPI	ADJ RPI		CONF. RPI	ADJ CONF. RPI	
Average RPI Loss: 152												
DIV. I ONLY		3-7-0	.3 262	0-1-0	93	307	212	.45204	212	32	32	
DIV. I NON-CONF.		3-7-0	.3 260	0-1-0	92	308	210	.45204	210	32	32	
<hr/>												
TOTALS		RPI 1-25		RPI 26-50		W-L RECORDS		RPI 51-100		RPI 101-150		RPI 150+
3-7-0		0-0-0		0-0-0		OVERALL		0-2-0		0-2-0		3-3-0
2-3-0		0-0-0		0-0-0		HOME		0-0-0		0-0-0		2-3-0
1-4-0		0-0-0		0-0-0		AWAY		0-2-0		0-2-0		1-0-0
0-0-0		0-0-0		0-0-0		NEUTRAL		0-0-0		0-0-0		0-0-0
3-7-0		0-0-0		0-0-0		NON-CONFERENCE		0-2-0		0-2-0		3-3-0
2-3-0		0-0-0		0-0-0		HOME		0-0-0		0-0-0		2-3-0
1-4-0		0-0-0		0-0-		AWAY		0-2-0		0-2-0		1-0-0
0-0-0		0-0-0		0-0-0		NEUTRAL		0-0-0		0-0-0		0-0-0
0-0-0		0-0-0		0-0-0		CONFERENCE		0-0-0		0-0-0		0-0-0
0-0-0		0-0-0		0-0-0		HOME		0-0-0		0-0-0		0-0-0
0-0-0		0-0-0		0-0-0		AWAY		0-0-0		0-0-0		0-0-0
0-0-0		0-0-0		0-0-0		NEUTRAL		0-0-0		0-0-0		0-0-0
RPI	S	Opponent	Score	RPI	S	Opponent	Score	RPI	S	Opponent	Score	
							</					



Average RPI Win: 0		WON-LOST RECORD		WINNING PCT. RANK		LAST 10 GAMES		STRENGTH OF SCHEDULE		OPP. STRENGTH OF SCHEDULE		TEAM RPI		ADJ RPI		CONF. RPI		ADJ CONF. RPI	
DIV. I ONLY		0-7-1		.0625 314		0-7-1		40		147		213		.45191 213		20		20	
DIV. I NON-CONF.		0-7-1		.0625 313		0-7-1		36		146		211		.45191 211		19		19	
TOTALS		RPI 1-25		RPI 26-50		W-L RECORDS		RPI 51-100		RPI 101-150		RPI 150+							
0-7-1		0-1-0		0-1-0		OVERALL		0-3-0		0-2-0		0-0-1							
0-1-1		0-0-0		0-0-0		HOME		0-0-0		0-1-0		0-0-1							
0-4-0		0-1-0		0-1-0		AWAY		0-1-0		0-1-0		0-0-0							
0-2-0		0-0-0		0-0-0		NEUTRAL		0-2-0		0-0-0		0-0-0							
0-7-1		0-1-0		0-1-0		NON-CONFERENCE		0-3-0		0-2-0		0-0-1							
0-1-1		0-0-0		0-0-0		HOME		0-0-0		0-1-0		0-0-1							
0-4-0		0-1-0		0-0-		AWAY		0-1-0		0-1-0		0-0-0							
0-2-0		0-0-0		0-0-0		NEUTRAL		0-2-0		0-0-0		0-0-0							
0-0-0		0-0-0		0-0-0		CONFERENCE		0-0-0		0-0-0		0-0-0							
0-0-0		0-0-0		0-0-0		HOME		0-0-0		0-0-0		0-0-0							
0-0-0		0-0-0		0-0-0		AWAY		0-0-0		0-0-0		0-0-0							
0-0-0		0-0-0		0-0-0		NEUTRAL		0-0-0		0-0-0		0-0-0							
RPI	S	Opponent		Score		RPI	S	Opponent		Score		RPI	S	Opponent		Score			
24	A	Portland		0 1		38	A	Indiana		1 2		73	N	Ohio St.		0 2			
												75	N	Washington		0 2			
												83	A	West Virginia		0 4			
												126	H	Dayton		0 1			
												141	A	Pittsburgh		0 1			
												153	H	Detroit		2 2			
LAST 10 GAMES																			
						75	N	Washington		0 2		126	H	Dayton		0 1			
						24	A	Portland		0 1		38	A	Indiana		1 2			
						141	A	Pittsburgh		0 1		73	N	Ohio St.		0 2			
						83	A	West Virginia		0 4									
						153	H	Detroit		2 2									

Non-Div. I Games:

Central Mich.



Average RPI Win: 243		WON-LOST RECORD		WINNING PCT. RANK		LAST 10 GAMES		STRENGTH OF SCHEDULE		OPP. STRENGTH OF SCHEDULE		TEAM RPI		ADJ RPI		CONF. RPI		ADJ CONF. RPI	
DIV. I ONLY		3-6-0		.33333 240		3-6-0		177		169		215		.45112 214		24		24	
DIV. I NON-CONF.		3-6-0		.33333 242		3-6-0		174		168		213		.45112 212		24		24	
TOTALS		RPI 1-25		RPI 26-50		W-L RECORDS		RPI 51-100		RPI 101-150		RPI 150+							
3-6-0		0-0-0		0-0-0		OVERALL		0-3-0		0-1-0		3-2-0							
3-1-0		0-0-0		0-0-0		HOME		0-1-0		0-0-0		3-0-0							
0-5-0		0-0-0		0-0-0		AWAY		0-2-0		0-1-0		0-2-0							
0-0-0		0-0-0		0-0-0		NEUTRAL		0-0-0		0-0-0		0-0-0							
3-6-0		0-0-0		0-0-0		NON-CONFERENCE		0-3-0		0-1-0		3-2-0							
3-1-0		0-0-0		0-0-0		HOME		0-1-0		0-0-0		3-0-0							
0-5-0		0-0-0		0-0-		AWAY		0-2-0		0-1-0		0-2-0							
0-0-0		0-0-0		0-0-0		NEUTRAL		0-0-0		0-0-0		0-0-0							
0-0-0		0-0-0		0-0-0		CONFERENCE		0-0-0		0-0-0		0-0-0							
0-0-0		0-0-0		0-0-0		HOME		0-0-0		0-0-0		0-0-0							
0-0-0		0-0-0		0-0-0		AWAY		0-0-0		0-0-0		0-0-0							
0-0-0		0-0-0		0-0-0		NEUTRAL		0-0-0		0-0-0		0-0-0							
RPI	S	Opponent		Score		RPI	S	Opponent		Score		RPI	S	Opponent		Score			
								59	A	Illinois	2	3	124	A	Western Ky.	1	2		
								70	H	Butler	0	3	174	A	SIU Edwardsville	0	1		
								81	A	Eastern Mich.	0	4	189	A	Toledo	2	5		
													219	H	UT Martin	4	2		
													242	H	Green Bay	4	0		
													267	H	Ga. Southern	2	1		
LAST 10 GAMES																			
				242	H	Green Bay	4	0	81	A	Eastern Mich.	0	4						
				124	A	Western Ky.	1	2	189	A	Toledo	2	5						
				70	H	Butler	0	3	219	H	UT Martin	4	2						
				267	H	Ga. Southern	2	1	59	A	Illinois	2	3						
									174	A	SIU Edwardsville	0	1						

Non-Div. I Games:

Indiana St.



[illegible]

Non-Div. I Games:	St. Mary (NE)	4	1	UC-Colo. Springs	3	0
-------------------	---------------	---	---	------------------	---	---

South Dakota



[illegible]

**Non-Div. I Games:**

Fresno St.



Average RPI Win:	297	WON-LOST	WINNING	LAST 10	STRENGTH OF	OPP. STRENGTH	TEAM	ADJ	CONF.	ADJ CONF.	
Average RPI Loss:	126	RECORD	PCT. RANK	GAMES	SCHEDULE	OF SCHEDULE	RPI	RPI	RPI	RPI	
DIV. I ONLY	4-4-1	.5	145	4-4-1	247	251	220	.44945	217	18	18
DIV. I NON-CONF.	4-4-1	.5	148	4-4-1	247	255	219	.44945	216	18	18
<hr/>											
TOTALS	RPI 1-25	RPI 26-50		W-L RECORDS		RPI 51-100		RPI 101-150		RPI 150+	
4-4-1	0-0-0	0-0-0		OVERALL		0-2-0		0-1-0		4-1-1	
3-0-1	0-0-0	0-0-0		HOME		0-0-0		0-0-0		3-0-1	
1-4-0	0-0-0	0-0-0		AWAY		0-2-0		0-1-0		1-1-0	
0-0-0	0-0-0	0-0-0		NEUTRAL		0-0-0		0-0-0		0-0-0	
<hr/>											
4-4-1	0-0-0	0-0-0		NON-CONFERENCE		0-2-0		0-1-0		4-1-1	
3-0-1	0-0-0	0-0-0		HOME		0-0-0		0-0-0		3-0-1	
1-4-0	0-0-0	0-0-		AWAY		0-2-0		0-1-0		1-1-0	
0-0-0	0-0-0	0-0-0		NEUTRAL		0-0-0		0-0-0		0-0-0	
<hr/>											
0-0-0	0-0-0	0-0-0		CONFERENCE		0-0-0		0-0-0		0-0-0	
0-0-0	0-0-0	0-0-0		HOME		0-0-0		0-0-0		0-0-0	
0-0-0	0-0-0	0-0-0		AWAY		0-0-0		0-0-0		0-0-0	
0-0-0	0-0-0	0-0-0		NEUTRAL		0-0-0		0-0-0		0-0-0	
<hr/>											
RPI	S	Opponent	Score	RPI	S	Opponent	Score	RPI	S	Opponent	Score
				70 A Butler 0 3				131 A Oakland 1 2			
				77 A Xavier 0 1				203 H Murray St. 0 0			
								226 A Robert Morris 0 1			
								249 A Morehead St. 2 1			
								309 H Tennessee Tech 1 0			
								313 H Youngstown St. 3 2			
								316 H Canisius 6 1			
<hr/>											
				LAST 10 GAMES							
77 A Xavier 0 1				249 A Morehead St. 2 1							
313 H Youngstown St. 3 2				309 H Tennessee Tech 1 0							
131 A Oakland 1 2				70 A Butler 0 3							
316 H Canisius 6 1				203 H Murray St. 0 0							
				226 A Robert Morris 0 1							

Non-Div. I Games:

Northern Ky.



Average RPI Win: 233		WON-LOST	WINNING	LAST 10	STRENGTH OF	OPP. STRENGTH	TEAM	ADJ	CONF.	ADJ CONF.				
Average RPI Loss: 134		RECORD	PCT. RANK	GAMES	SCHEDULE	OF SCHEDULE	RPI	RPI	RPI	RPI				
DIV. I ONLY		3-6-0	.33333	240	3-6-0	159	221	214	.44927	218	21	21		
DIV. I NON-CONF.		3-6-0	.33333	242	3-6-0	154	220	212	.44927	217	20	20		
<hr/>														
TOTALS		RPI 1-25		RPI 26-50		W-L RECORDS		RPI 51-100		RPI 101-150		RPI 150+		
3-6-0		0-0-0		0-1-0		OVERALL		0-2-0		0-1-0		3-2-0		
2-1-0		0-0-0		0-0-0		HOME		0-0-0		0-1-0		2-0-0		
0-3-0		0-0-0		0-0-0		AWAY		0-2-0		0-0-0		0-1-0		
1-2-0		0-0-0		0-1-0		NEUTRAL		0-0-0		0-0-0		1-1-0		
3-6-0		0-0-0		0-1-0		NON-CONFERENCE		0-2-0		0-1-0		3-2-0		
2-1-0		0-0-0		0-0-0		HOME		0-0-0		0-1-0		2-0-0		
0-3-0		0-0-0		0-0-		AWAY		0-2-0		0-0-0		0-1-0		
1-2-0		0-0-0		0-1-0		NEUTRAL		0-0-0		0-0-0		1-1-0		
0-0-0		0-0-0		0-0-0		CONFERENCE		0-0-0		0-0-0		0-0-0		
0-0-0		0-0-0		0-0-0		HOME		0-0-0		0-0-0		0-0-0		
0-0-0		0-0-0		0-0-0		AWAY		0-0-0		0-0-0		0-0-0		
0-0-0		0-0-0		0-0-0		NEUTRAL		0-0-0		0-0-0		0-0-0		
RPI	S	Opponent		Score	RPI	S	Opponent		Score	RPI	S	Opponent		Score
					41	N	Arizona St.		0 4	54	A	Utah		2 6
										66	A	Arizona		1 6
										103	H	UTEP		1 2
										182	H	UC Santa Barbara		4 3
										222	N	Appalachian St.		1 2
										243	H	UC Riverside		1 0
										273	N	Vermont		3 1
										319	A	CSU Bakersfield		1 4
<hr/>														
LAST 10 GAMES														
					103	H	UTEP		1 2	222	N	Appalachian St.		1 2
					243	H	UC Riverside		1 0	273	N	Vermont		3 1
					41	N	Arizona St.		0 4	182	H	UC Santa Barbara		4 3
					66	A	Arizona		1 6	319	A	CSU Bakersfield		1 4
					54	A	Utah		2 6					

Non-Div. I Games:

Southern Utah



Average RPI Win:		210	WON-LOST RECORD		WINNING PCT. RANK	LAST 10 GAMES	STRENGTH OF SCHEDULE		OPP. STRENGTH OF SCHEDULE	TEAM RPI	ADJ RPI	CONF. RPI	ADJ CONF. RPI					
Average RPI Loss:		120																
DIV. I ONLY			2-6-1		.27778	269	2-6-1		144	157	216	.44912	219	28	28			
DIV. I NON-CONF.			2-6-1		.27778	269	2-6-1		140	157	214	.44912	218	28	28			
TOTALS		RPI 1-25		RPI 26-50		W-L RECORDS		RPI 51-100		RPI 101-150		RPI 150+						
2-6-1		0-1-0		0-2-0		OVERALL		0-0-0		0-0-0		2-3-1						
0-2-1		0-0-0		0-1-0		HOME		0-0-0		0-0-0		0-1-1						
2-3-0		0-1-0		0-0-0		AWAY		0-0-0		0-0-0		2-2-0						
0-1-0		0-0-0		0-1-0		NEUTRAL		0-0-0		0-0-0		0-0-0						
2-6-1		0-1-0		0-2-0		NON-CONFERENCE		0-0-0		0-0-0		2-3-1						
0-2-1		0-0-0		0-1-0		HOME		0-0-0		0-0-0		0-1-1						
2-3-0		0-1-0		0-0-		AWAY		0-0-0		0-0-0		2-2-0						
0-1-0		0-0-0		0-1-0		NEUTRAL		0-0-0		0-0-0		0-0-0						
0-0-0		0-0-0		0-0-0		CONFERENCE		0-0-0		0-0-0		0-0-0						
0-0-0		0-0-0		0-0-0		HOME		0-0-0		0-0-0		0-0-0						
0-0-0		0-0-0		0-0-0		AWAY		0-0-0		0-0-0		0-0-0						
0-0-0		0-0-0		0-0-0		NEUTRAL		0-0-0		0-0-0		0-0-0						
RPI	S	Opponent		Score		RPI	S	Opponent		Score		RPI	S	Opponent		Score		
21	A	Denver		0 1		30	N	Colorado		1 4				151	H	Middle Tenn.		0 0
						33	H	Oklahoma St.		0 1				156	A	Evansville		0 3
														179	A	Saint Louis		1 0
														214	A	Indiana St.		2 4
														240	A	Lipscomb		2 0
														263	H	Georgia St.		0 1
LAST 10 GAMES																		
214	A	Indiana St.		2 4		179	A	Saint Louis		1 0								
263	H	Georgia St.		0 1		156	A	Evansville		0 3								
30	N	Colorado		1 4		151	H	Middle Tenn.		0 0								
21	A	Denver		0 1		33	H	Oklahoma St.		0 1								
240	A	Lipscomb		2 0														

Non-Div. I Games:

UT Martin



Average RPI Win: 254		WON-LOST RECORD		WINNING PCT. RANK		LAST 10 GAMES		STRENGTH OF SCHEDULE		OPP. STRENGTH OF SCHEDULE		TEAM RPI		ADJ RPI		CONF. RPI		ADJ CONF. RPI	
DIV. I ONLY		3-3-2		.5 145		3-3-2		258		219		222		.44812 220		19		19	
DIV. I NON-CONF.		3-3-2		.5 148		3-3-2		257		219		221		.44812 219		23		23	
TOTALS		RPI 1-25		RPI 26-50		W-L RECORDS		RPI 51-100		RPI 101-150		RPI 150+							
3-3-2		0-0-0		0-0-0		OVERALL		0-0-0		0-1-0		3-2-2							
2-2-1		0-0-0		0-0-0		HOME		0-0-0		0-0-0		2-2-1							
1-1-1		0-0-0		0-0-0		AWAY		0-0-0		0-1-0		1-0-1							
0-0-0		0-0-0		0-0-0		NEUTRAL		0-0-0		0-0-0		0-0-0							
3-3-2		0-0-0		0-0-0		NON-CONFERENCE		0-0-0		0-1-0		3-2-2							
2-2-1		0-0-0		0-0-0		HOME		0-0-0		0-0-0		2-2-1							
1-1-1		0-0-0		0-0-		AWAY		0-0-0		0-1-0		1-0-1							
0-0-0		0-0-0		0-0-0		NEUTRAL		0-0-0		0-0-0		0-0-0							
0-0-0		0-0-0		0-0-0		CONFERENCE		0-0-0		0-0-0		0-0-0							
0-0-0		0-0-0		0-0-0		HOME		0-0-0		0-0-0		0-0-0							
0-0-0		0-0-0		0-0-0		AWAY		0-0-0		0-0-0		0-0-0							
0-0-0		0-0-0		0-0-0		NEUTRAL		0-0-0		0-0-0		0-0-0							
RPI	S	Opponent		Score	RPI	S	Opponent		Score	RPI	S	Opponent		Score					
										125	A	TCU		0 3					
										176	H	UMKC		1 1					
										185	H	Arkansas St.		2 3					
										200	H	Missouri St.		0 2					
										238	H	La.-Monroe		6 2					
										240	A	Lipscomb		2 2					
										241	A	Louisiana Tech		2 0					
										284	H	Mississippi Val.		4 0					
LAST 10 GAMES																			
		240	A	Lipscomb	2	2		125	A	TCU	0	3							
		176	H	UMKC	1	1		238	H	La.-Monroe	6	2							
		200	H	Missouri St.	0	2		284	H	Mississippi Val.	4	0							
		185	H	Arkansas St.	2	3													
		241	A	Louisiana Tech	2	0													

Non-Div. I Games:

Central Ark.



Average RPI Win:		289	WON-LOST RECORD		WINNING PCT. RANK		LAST 10 GAMES		STRENGTH OF SCHEDULE		OPP. STRENGTH OF SCHEDULE		TEAM RPI		ADJ RPI		CONF. RPI		ADJ CONF. RPI	
DIV. I ONLY			3-3-1		.5 145		3-3-1		233		299		219		.44708 221		11		11	
DIV. I NON-CONF.			3-3-1		.5 148		3-3-1		228		300		218		.44708 221		11		11	
TOTALS		RPI 1-25		RPI 26-50		W-L RECORDS		RPI 51-100		RPI 101-150		RPI 150+								
3-3-1		0-0-0		0-1-0		OVERALL		0-0-0		0-1-0		3-1-1								
2-1-1		0-0-0		0-0-0		HOME		0-0-0		0-0-0		2-1-1								
1-1-0		0-0-0		0-0-0		AWAY		0-0-0		0-1-0		1-0-0								
0-1-0		0-0-0		0-1-0		NEUTRAL		0-0-0		0-0-0		0-0-0								
3-3-1		0-0-0		0-1-0		NON-CONFERENCE		0-0-0		0-1-0		3-1-1								
2-1-1		0-0-0		0-0-0		HOME		0-0-0		0-0-0		2-1-1								
1-1-0		0-0-0		0-0-		AWAY		0-0-0		0-1-0		1-0-0								
0-1-0		0-0-0		0-1-0		NEUTRAL		0-0-0		0-0-0		0-0-0								
0-0-0		0-0-0		0-0-0		CONFERENCE		0-0-0		0-0-0		0-0-0								
0-0-0		0-0-0		0-0-0		HOME		0-0-0		0-0-0		0-0-0								
0-0-0		0-0-0		0-0-0		AWAY		0-0-0		0-0-0		0-0-0								
0-0-0		0-0-0		0-0-0		NEUTRAL		0-0-0		0-0-0		0-0-0								
RPI	S	Opponent		Score		RPI	S	Opponent		Score		RPI	S	Opponent		Score				
				45	N	California	1	2				120	A	San Francisco	0	1				
												199	H	Providence	1	1				
												261	H	Rhode Island	2	0				
												281	H	LIU Brooklyn	1	0				
												288	H	New Hampshire	1	2				
												325	A	UMass Lowell	5	0				
LAST 10 GAMES																				
				288	H	New Hampshire	1	2	325	A	UMass Lowell	5	0							
				120	A	San Francisco	0	1	261	H	Rhode Island	2	0							
				45	N	California	1	2	281	H	LIU Brooklyn	1	0							
									199	H	Providence	1	1							

**Non-Div. I Games:**

Harvard



Average RPI Win: 242		WON-LOST	WINNING	LAST 10	STRENGTH OF		OPP. STRENGTH	TEAM	ADJ	CONF.	ADJ CONF.
Average RPI Loss: 133		RECORD	PCT. RANK	GAMES	SCHEDULE		OF SCHEDULE	RPI	RPI	RPI	RPI
DIV. I ONLY		3-4-0	.42857	205	3-4-0		241	134	221	.44685	222
DIV. I NON-CONF.		3-4-0	.42857	204	3-4-0		240	133	220	.44685	222
TOTALS		RPI 1-25	RPI 26-50		W-L RECORDS		RPI 51-100		RPI 101-150		RPI 150+
3-4-0	0-0-0	0-1-0		OVERALL		0-0-0		0-2-0		3-1-0	
2-2-0	0-0-0	0-0-0		HOME		0-0-0		0-1-0		2-1-0	
0-2-0	0-0-0	0-1-0		AWAY		0-0-0		0-1-0		0-0-0	
1-0-0	0-0-0	0-0-0		NEUTRAL		0-0-0		0-0-0		1-0-0	
3-4-0	0-0-0	0-1-0		NON-CONFERENCE		0-0-0		0-2-0		3-1-0	
2-2-0	0-0-0	0-0-0		HOME		0-0-0		0-1-0		2-1-0	
0-2-0	0-0-0	0-0-		AWAY		0-0-0		0-1-0		0-0-0	
1-0-0	0-0-0	0-0-0		NEUTRAL		0-0-0		0-0-0		1-0-0	
0-0-0	0-0-0	0-0-0		CONFERENCE		0-0-0		0-0-0		0-0-0	
0-0-0	0-0-0	0-0-0		HOME		0-0-0		0-0-0		0-0-0	
0-0-0	0-0-0	0-0-0		AWAY		0-0-0		0-0-0		0-0-0	
0-0-0	0-0-0	0-0-0		NEUTRAL		0-0-0		0-0-0		0-0-0	
RPI S	Opponent	Score		RPI S	Opponent	Score		RPI S	Opponent	Score	
				36 A	Colorado Col.	0 4					
								104 H	Austin Peay	1 2	
								143 A	High Point	1 2	
								218 N	Southern Utah	2 1	
								230 H	East Tenn. St.	2 1	
								249 H	Morehead St.	1 2	
								279 H	UNC Asheville	2 0	
				LAST 10 GAMES							
				249 H	Morehead St.	1 2		279 H	UNC Asheville	2 0	
				143 A	High Point	1 2		36 A	Colorado Col.	0 4	
								218 N	Southern Utah	2 1	
								104 H	Austin Peay	1 2	
								230 H	East Tenn. St.	2 1	

Non-Div. I Games:

Appalachian St.



Average RPI Win: 296		WON-LOST RECORD		WINNING PCT. RANK		LAST 10 GAMES		STRENGTH OF SCHEDULE		OPP. STRENGTH OF SCHEDULE		TEAM RPI		ADJ RPI		CONF. RPI		ADJ CONF. RPI	
Average RPI Loss: 97		3-5-1		.38889 217		3-5-1		210		195		224		.44644 223		22		22	
DIV. I ONLY		3-5-1		.38889 217		3-5-1		203		197		223		.44644 223		21		21	
DIV. I NON-CONF.																			
TOTALS		RPI 1-25		RPI 26-50		W-L RECORDS		RPI 51-100		RPI 101-150		RPI 150+							
3-5-1		0-0-0		0-0-0		OVERALL		0-3-0		0-2-0		3-0-1							
2-1-1		0-0-0		0-0-0		HOME		0-0-0		0-1-0		2-0-1							
1-4-0		0-0-0		0-0-0		AWAY		0-3-0		0-1-0		1-0-0							
0-0-0		0-0-0		0-0-0		NEUTRAL		0-0-0		0-0-0		0-0-0							
3-5-1		0-0-0		0-0-0		NON-CONFERENCE		0-3-0		0-2-0		3-0-1							
2-1-1		0-0-0		0-0-0		HOME		0-0-0		0-1-0		2-0-1							
1-4-0		0-0-0		0-0-		AWAY		0-3-0		0-1-0		1-0-0							
0-0-0		0-0-0		0-0-0		NEUTRAL		0-0-0		0-0-0		0-0-0							
0-0-0		0-0-0		0-0-0		CONFERENCE		0-0-0		0-0-0		0-0-0							
0-0-0		0-0-0		0-0-0		HOME		0-0-0		0-0-0		0-0-0							
0-0-0		0-0-0		0-0-0		AWAY		0-0-0		0-0-0		0-0-0							
0-0-0		0-0-0		0-0-0		NEUTRAL		0-0-0		0-0-0		0-0-0							
RPI	S	Opponent		Score		RPI	S	Opponent		Score		RPI	S	Opponent		Score			

Non-Div. I Games:

Texas St.



Average RPI Win: 220		WON-LOST	WINNING		LAST 10	STRENGTH OF		OPP. STRENGTH	TEAM	ADJ	CONF.	ADJ CONF.					
Average RPI Loss: 118		RECORD	PCT. RANK		GAMES	SCHEDULE		OF SCHEDULE	RPI	RPI	RPI	RPI					
DIV. I ONLY		2-7-1	.25	275	2-7-1	141		137	223	.44477	224	16	16				
DIV. I NON-CONF.		2-7-1	.25	276	2-7-1	137		136	222	.44477	225	16	16				
<hr/>																	
TOTALS		RPI 1-25		RPI 26-50		W-L RECORDS		RPI 51-100		RPI 101-150		RPI 150+					
2-7-1		0-1-0		0-2-0		OVERALL		0-1-0		0-0-0		2-3-1					
1-3-0		0-0-0		0-1-0		HOME		0-1-0		0-0-0		1-1-0					
1-2-0		0-1-0		0-0-0		AWAY		0-0-0		0-0-0		1-1-0					
0-2-1		0-0-0		0-1-0		NEUTRAL		0-0-0		0-0-0		0-1-1					
<hr/>																	
2-7-1		0-1-0		0-2-0		NON-CONFERENCE		0-1-0		0-0-0		2-3-1					
1-3-0		0-0-0		0-1-0		HOME		0-1-0		0-0-0		1-1-0					
1-2-0		0-1-0		0-0-		AWAY		0-0-0		0-0-0		1-1-0					
0-2-1		0-0-0		0-1-0		NEUTRAL		0-0-0		0-0-0		0-1-1					
<hr/>																	
0-0-0		0-0-0		0-0-0		CONFERENCE		0-0-0		0-0-0		0-0-0					
0-0-0		0-0-0		0-0-0		HOME		0-0-0		0-0-0		0-0-0					
0-0-0		0-0-0		0-0-0		AWAY		0-0-0		0-0-0		0-0-0					
0-0-0		0-0-0		0-0-0		NEUTRAL		0-0-0		0-0-0		0-0-0					
<hr/>																	
RPI	S	Opponent		Score		RPI	S	Opponent		Score		RPI	S	Opponent		Score	
4	A	North Carolina		1	2	31	H	Texas Tech		0	1	90	H	Michigan St.		0	1
						44	N	Duke		0	1						

Non-Div. I Games:

New Mexico



Average RPI Win:	203	WON-LOST	WINNING	LAST 10	STRENGTH OF	OPP. STRENGTH	TEAM	ADJ	CONF.	ADJ CONF.					
Average RPI Loss:	146	RECORD	PCT. RANK	GAMES	SCHEDULE	OF SCHEDULE	RPI	RPI	RPI	RPI					
DIV. I ONLY		2-6-0	.25	275	2-6-0	115	232	225	.44443	225	25	26			
DIV. I NON-CONF.		2-6-0	.25	276	2-6-0	111	232	225	.44443	226	25	26			
<hr/>															
TOTALS	RPI 1-25	RPI 26-50		W-L RECORDS		RPI 51-100		RPI 101-150		RPI 150+					
2-6-0	0-0-0	0-1-0		OVERALL		0-1-0		0-1-0		2-3-0					
2-2-0	0-0-0	0-0-0		HOME		0-1-0		0-1-0		2-0-0					
0-4-0	0-0-0	0-1-0		AWAY		0-0-0		0-0-0		0-3-0					
0-0-0	0-0-0	0-0-0		NEUTRAL		0-0-0		0-0-0		0-0-0					
2-6-0	0-0-0	0-1-0		NON-CONFERENCE		0-1-0		0-1-0		2-3-0					
2-2-0	0-0-0	0-0-0		HOME		0-1-0		0-1-0		2-0-0					
0-4-0	0-0-0	0-0-		AWAY		0-0-0		0-0-0		0-3-0					
0-0-0	0-0-0	0-0-0		NEUTRAL		0-0-0		0-0-0		0-0-0					
0-0-0	0-0-0	0-0-0		CONFERENCE		0-0-0		0-0-0		0-0-0					
0-0-0	0-0-0	0-0-0		HOME		0-0-0		0-0-0		0-0-0					
0-0-0	0-0-0	0-0-0		AWAY		0-0-0		0-0-0		0-0-0					
0-0-0	0-0-0	0-0-0		NEUTRAL		0-0-0		0-0-0		0-0-0					
<hr/>															
RPI	S	Opponent	Score		RPI	S	Opponent	Score		RPI	S	Opponent	Score		
			35	A	Connecticut		0	3		61	H	St. John's (NY)		0	4
										127	H	Army		0	1
										155	H	Fairfield		3	1
										188	A	Hartford		0	2
										208	A	Maine		1	2
										250	H	Siena		2	1
										258	A	Lehigh		0	1

Non-Div. I Games:

Central Conn. St.



Average RPI Win: 254		WON-LOST	WINNING	LAST 10	STRENGTH OF		OPP. STRENGTH	TEAM	ADJ	CONF.	ADJ CONF.				
Average RPI Loss: 223		RECORD	PCT. RANK	GAMES	SCHEDULE		OF SCHEDULE	RPI	RPI	RPI	RPI				
DIV. I ONLY		4-3-1	.5625	125	1-0-0		293	260	226	.44286	226	25	26		
DIV. I NON-CONF.		4-3-1	.5625	127	1-0-0		294	260	227	.44286	228	25	26		
-----															
TOTALS		RPI 1-25		RPI 26-50		W-L RECORDS		RPI 51-100		RPI 101-150		RPI 150+			
4-3-1		0-0-0		0-0-0		OVERALL		0-0-0		0-1-1		4-2-0			
3-0-1		0-0-0		0-0-0		HOME		0-0-0		0-0-1		3-0-0			
1-3-0		0-0-0		0-0-0		AWAY		0-0-0		0-1-0		1-2-0			
0-0-0		0-0-0		0-0-0		NEUTRAL		0-0-0		0-0-0		0-0-0			
4-3-1		0-0-0		0-0-0		NON-CONFERENCE		0-0-0		0-1-1		4-2-0			
3-0-1		0-0-0		0-0-0		HOME		0-0-0		0-0-1		3-0-0			
1-3-0		0-0-0		0-0-		AWAY		0-0-0		0-1-0		1-2-0			
0-0-0		0-0-0		0-0-0		NEUTRAL		0-0-0		0-0-0		0-0-0			
0-0-0		0-0-0		0-0-0		CONFERENCE		0-0-0		0-0-0		0-0-0			
0-0-0		0-0-0		0-0-0		HOME		0-0-0		0-0-0		0-0-0			
0-0-0		0-0-0		0-0-0		AWAY		0-0-0		0-0-0		0-0-0			
0-0-0		0-0-0		0-0-0		NEUTRAL		0-0-0		0-0-0		0-0-0			
RPI	S	Opponent	Score	RPI	S	Opponent	Score	RPI	S	Opponent	Score	RPI	S	Opponent	Score
										141 H	Pittsburgh	1		1	
										146 A	UMBC	1		2	
										192 H	Bucknell	3		1	
										217 H	Northern Ky.	1		0	
										233 A	Cleveland St.	0		3	
										289 A	Howard	0		1	
										293 H	Niagara	2		1	
										313 A	Youngstown St.	1		0	
-----															
LAST 10 GAMES															
		146 A	UMBC	1		2		313 A		Youngstown St.	1			0	
		141 H	Pittsburgh	1		1		233 A		Cleveland St.	0			3	
		192 H	Bucknell	3		1		289 A		Howard	0			1	
		293 H	Niagara	2		1									
		217 H	Northern Ky.	1		0									

Non-Div. I Games:

Robert Morris



Average RPI Win:		282	WON-LOST RECORD		WINNING PCT. RANK		LAST 10 GAMES		STRENGTH OF SCHEDULE		OPP. STRENGTH OF SCHEDULE		TEAM RPI		ADJ RPI		CONF. RPI		ADJ CONF. RPI	
DIV. I ONLY			3-3-2		.5 145		3-3-2		289		172		229		.44263 227		20		20	
DIV. I NON-CONF.			3-3-2		.5 148		3-3-2		290		171		231		.44263 229		19		19	
TOTALS		RPI 1-25		RPI 26-50		W-L RECORDS		RPI 51-100		RPI 101-150		RPI 150+								
3-3-2		0-0-0		0-1-1		OVERALL		0-0-0		0-1-0		3-1-1								
0-2-0		0-0-0		0-1-0		HOME		0-0-0		0-0-0		0-1-0								
2-1-2		0-0-0		0-0-1		AWAY		0-0-0		0-1-0		2-0-1								
1-0-0		0-0-0		0-0-0		NEUTRAL		0-0-0		0-0-0		1-0-0								
3-3-2		0-0-0		0-1-1		NON-CONFERENCE		0-0-0		0-1-0		3-1-1								
0-2-0		0-0-0		0-1-0		HOME		0-0-0		0-0-0		0-1-0								
2-1-2		0-0-0		0-1-		AWAY		0-0-0		0-1-0		2-0-1								
1-0-0		0-0-0		0-0-0		NEUTRAL		0-0-0		0-0-0		1-0-0								
0-0-0		0-0-0		0-0-0		CONFERENCE		0-0-0		0-0-0		0-0-0								
0-0-0		0-0-0		0-0-0		HOME		0-0-0		0-0-0		0-0-0								
0-0-0		0-0-0		0-0-0		AWAY		0-0-0		0-0-0		0-0-0								
0-0-0		0-0-0		0-0-0		NEUTRAL		0-0-0		0-0-0		0-0-0								
RPI	S	Opponent		Score		RPI	S	Opponent		Score		RPI	S	Opponent		Score				
				42	H	Boston U.	2	3				112	A	Purdue	0	5				
				49	A	Marshall	1	1				233	H	Cleveland St.	1	2				
												249	A	Morehead St.	2	1				
												282	N	North Dakota	4	1				
												313	A	Youngstown St.	1	1				
												316	A	Canisius	2	1				
LAST 10 GAMES																				
				249	A	Morehead St.	2	1	233	H	Cleveland St.	1	2							
				282	N	North Dakota	4	1	316	A	Canisius	2	1							
				112	A	Purdue	0	5	42	H	Boston U.	2	3							
									313	A	Youngstown St.	1	1							
									49	A	Marshall	1	1							

**Non-Div. I Games:**

Akron



Average RPI Win:		241	WON-LOST RECORD		WINNING PCT. RANK		LAST 10 GAMES		STRENGTH OF SCHEDULE		OPP. STRENGTH OF SCHEDULE		TEAM RPI		ADJ RPI		CONF. RPI		ADJ CONF. RPI				
DIV. I ONLY			3-4-1		.4375 197		3-4-1		298		39		231		.44209 228		15		15				
DIV. I NON-CONF.			3-3-1		.5 148		3-3-1		306		41		224		.44743 220		15		15				
TOTALS		RPI 1-25		RPI 26-50		W-L RECORDS		RPI 51-100		RPI 101-150		RPI 150+											
3-4-1		0-1-0		0-0-1		OVERALL		0-1-0		0-0-0		3-2-0											
2-1-0		0-0-0		0-0-0		HOME		0-1-0		0-0-0		2-0-0											
1-3-1		0-1-0		0-0-1		AWAY		0-0-0		0-0-0		1-2-0											
0-0-0		0-0-0		0-0-0		NEUTRAL		0-0-0		0-0-0		0-0-0											
3-3-1		0-1-0		0-0-1		NON-CONFERENCE		0-0-0		0-0-0		3-2-0											
2-0-0		0-0-0		0-0-0		HOME		0-0-0		0-0-0		2-0-0											
1-3-1		0-1-0		0-1-		AWAY		0-0-0		0-0-0		1-2-0											
0-0-0		0-0-0		0-0-0		NEUTRAL		0-0-0		0-0-0		0-0-0											
0-1-0		0-0-0		0-0-0		CONFERENCE		0-1-0		0-0-0		0-0-0											
0-1-0		0-0-0		0-0-0		HOME		0-1-0		0-0-0		0-0-0											
0-0-0		0-0-0		0-0-0		AWAY		0-0-0		0-0-0		0-0-0											
0-0-0		0-0-0		0-0-0		NEUTRAL		0-0-0		0-0-0		0-0-0											
RPI	S	Opponent		Score		RPI	S	Opponent		Score		RPI	S	Opponent		Score							
14	A	Maryland		0 3		28	A	William & Mary		1 1		78	H	VCU		1 5							
												172	H	North Florida		3	0						
												210	A	American		0	1						
												244	A	Saint Francis (PA)		0	3						
												269	A	Loyola Maryland		1	0						
												283	H	Old Dominion		3	0						
LAST 10 GAMES																							
78 H VCU						1 5						283 H Old Dominion						3 0					
269 A Loyola Maryland						1 0						210 A American						0 1					
28 A William & Mary						1 1						244 A Saint Francis (PA)						0 3					
												172 H North Florida						3 0					
												14 A Maryland						0 3					

**Non-Div. I Games:**

George Mason



Montana

Montana



Average RPI Win: 281		WON-LOST RECORD		WINNING PCT. RANK		LAST 10 GAMES		STRENGTH OF SCHEDULE		OPP. STRENGTH OF SCHEDULE		TEAM RPI		ADJ RPI		CONF. RPI		ADJ CONF. RPI	
DIV. I ONLY		4-4-1		.5 145		4-4-1		266		227		227		.44153 230		18		18	
DIV. I NON-CONF.		4-4-1		.5 148		4-4-1		265		228		228		.44153 231		18		18	
TOTALS		RPI 1-25		RPI 26-50		W-L RECORDS		RPI 51-100		RPI 101-150		RPI 150+							
4-4-1		0-1-0		0-1-0		OVERALL		0-0-0		0-0-1		4-2-0							
3-1-0		0-0-0		0-0-0		HOME		0-0-0		0-0-0		3-1-0							
1-3-1		0-1-0		0-1-0		AWAY		0-0-0		0-0-1		1-1-0							
0-0-0		0-0-0		0-0-0		NEUTRAL		0-0-0		0-0-0		0-0-0							
4-4-1		0-1-0		0-1-0		NON-CONFERENCE		0-0-0		0-0-1		4-2-0							
3-1-0		0-0-0		0-0-0		HOME		0-0-0		0-0-0		3-1-0							
1-3-1		0-1-0		0-0-		AWAY		0-0-0		0-0-1		1-1-0							
0-0-0		0-0-0		0-0-0		NEUTRAL		0-0-0		0-0-0		0-0-0							
0-0-0		0-0-0		0-0-0		CONFERENCE		0-0-0		0-0-0		0-0-0							
0-0-0		0-0-0		0-0-0		HOME		0-0-0		0-0-0		0-0-0							
0-0-0		0-0-0		0-0-0		AWAY		0-0-0		0-0-0		0-0-0							
0-0-0		0-0-0		0-0-0		NEUTRAL		0-0-0		0-0-0		0-0-0							
RPI	S	Opponent		Score		RPI	S	Opponent		Score		RPI	S	Opponent		Score			
10	A	Virginia Tech		0 2		47	A	North Carolina St.		0 3		119	A	Western Caro.		1 1			
												163	H	Winthrop		2 0			
												222	A	Appalachian St.		1 2			
												309	H	Tennessee Tech		0 1			
												312	A	Alabama A&M		7 0			
												323	H	VMI		5 1			
												324	H	Francis Marion		2 0			
						LAST 10 GAMES													
						309	H	Tennessee Tech		0 1		47	A	North Carolina St.		0 3			
						324	H	Francis Marion		2 0		323	H	VMI		5 1			
						119	A	Western Caro.		1 1		10	A	Virginia Tech		0 2			
						312	A	Alabama A&M		7 0		222	A	Appalachian St.		1 2			
						163	H	Winthrop		2 0									

Non-Div. I Games:

East Tenn. St.



Average RPI Win: 289		WON-LOST	WINNING	LAST 10	STRENGTH OF		OPP. STRENGTH	TEAM	ADJ		CONF.	ADJ CONF.					
Average RPI Loss: 143		RECORD	PCT. RANK	GAMES	SCHEDULE		OF SCHEDULE	RPI	RPI		RPI	RPI					
DIV. I ONLY		3-4-2	.44444	185	3-4-2		220	289	230	.44061	231	22	22				
DIV. I NON-CONF.		3-4-2	.44444	188	3-4-2		215	291	232	.44061	232	21	21				
TOTALS		RPI 1-25	RPI 26-50		W-L RECORDS		RPI 51-100		RPI 101-150		RPI 150+						
3-4-2		0-1-0	0-0-0		OVERALL		0-0-0		0-1-0		3-2-2						
3-3-2		0-0-0	0-0-0		HOME		0-0-0		0-1-0		3-2-2						
0-1-0		0-1-0	0-0-0		AWAY		0-0-0		0-0-0		0-0-0						
0-0-0		0-0-0	0-0-0		NEUTRAL		0-0-0		0-0-0		0-0-0						
3-4-2		0-1-0	0-0-0		NON-CONFERENCE		0-0-0		0-1-0		3-2-2						
3-3-2		0-0-0	0-0-0		HOME		0-0-0		0-1-0		3-2-2						
0-1-0		0-1-0	0-0-		AWAY		0-0-0		0-0-0		0-0-0						
0-0-0		0-0-0	0-0-0		NEUTRAL		0-0-0		0-0-0		0-0-0						
0-0-0		0-0-0	0-0-0		CONFERENCE		0-0-0		0-0-0		0-0-0						
0-0-0		0-0-0	0-0-0		HOME		0-0-0		0-0-0		0-0-0						
0-0-0		0-0-0	0-0-0		AWAY		0-0-0		0-0-0		0-0-0						
0-0-0		0-0-0	0-0-0		NEUTRAL		0-0-0		0-0-0		0-0-0						
RPI	S	Opponent		Score		RPI	S	Opponent		Score		RPI	S	Opponent		Score	
25	A	Ole Miss		0 4								128	H	Nicholls St.		1 2	
												177	H	Southeastern La.		1 2	
												241	H	Louisiana Tech		2 3	
												264	H	Northwestern St.		5 0	
												266	H	Jacksonville St.		1 1	
												284	H	Mississippi Val.		3 0	
												308	H	Southern U.		1 1	
												320	H	Prairie View		5 1	
</																	



Average RPI Win: 247		WON-LOST	WINNING	LAST 10	STRENGTH OF		OPP. STRENGTH	TEAM	ADJ	CONF.	ADJ CONF.					
Average RPI Loss: 100		RECORD	PCT. RANK	GAMES	SCHEDULE		OF SCHEDULE	RPI	RPI	RPI	RPI					
DIV. I ONLY		3-4-1	.4375	197	3-4-1		278	97	233	.44038	232	8	8			
DIV. I NON-CONF.		3-4-1	.4375	195	3-4-1		277	92	235	.44038	234	8	8			
<hr/>																
TOTALS		RPI 1-25		RPI 26-50		W-L RECORDS		RPI 51-100		RPI 101-150		RPI 150+				
3-4-1		0-0-0		0-1-0		OVERALL		0-2-0		1-0-0		2-1-1				
2-1-1		0-0-0		0-0-0		HOME		0-0-0		1-0-0		1-1-1				
1-3-0		0-0-0		0-1-0		AWAY		0-2-0		0-0-0		1-0-0				
0-0-0		0-0-0		0-0-0		NEUTRAL		0-0-0		0-0-0		0-0-0				
3-4-1		0-0-0		0-1-0		NON-CONFERENCE		0-2-0		1-0-0		2-1-1				
2-1-1		0-0-0		0-0-0		HOME		0-0-0		1-0-0		1-1-1				
1-3-0		0-0-0		0-0-		AWAY		0-2-0		0-0-0		1-0-0				
0-0-0		0-0-0		0-0-0		NEUTRAL		0-0-0		0-0-0		0-0-0				
0-0-0		0-0-0		0-0-0		CONFERENCE		0-0-0		0-0-0		0-0-0				
0-0-0		0-0-0		0-0-0		HOME		0-0-0		0-0-0		0-0-0				
0-0-0		0-0-0		0-0-0		AWAY		0-0-0		0-0-0		0-0-0				
0-0-0		0-0-0		0-0-0		NEUTRAL		0-0-0		0-0-0		0-0-0				
RPI	S	Opponent		Score	RPI	S	Opponent		Score	RPI	S	Opponent		Score		
					33	A	Oklahoma St.	1	2	74	A	Tulsa	0	3		
										75	A	Washington	0	1		
												145	H	Oregon St.	1	0
												207	H	Nevada	0	0
												216	H	Fresno St.	0	1
												298	A	Eastern Wash.	1	0
												298	H	Eastern Wash.	3	0
<hr/>																
LAST 10 GAMES																
					298	H	Eastern Wash.	3	0	207	H	Nevada	0	0		
					145	H	Oregon St.	1	0	75	A	Washington	0	1		
					216	H	Fresno St.	0	1	298	A	Eastern Wash.	1	0		
					33	A	Oklahoma St.	1	2							
					74	A	Tulsa	0	3							

Non-Div. I Games:

Gonzaga



Average RPI Win:	274	WON-LOST	WINNING	LAST 10	STRENGTH OF	OPP. STRENGTH	TEAM	ADJ	CONF.	ADJ CONF.	
Average RPI Loss:	150	RECORD	PCT. RANK	GAMES	SCHEDULE	OF SCHEDULE	RPI	RPI	RPI	RPI	
DIV. I ONLY	5-4-1	.55	137	4-4-1	296	261	235	.43978	233	17	17
DIV. I NON-CONF.	5-4-1	.55	142	4-4-1	295	261	237	.43978	235	17	17
<hr/>											
TOTALS	RPI 1-25	RPI 26-50		W-L RECORDS		RPI 51-100		RPI 101-150		RPI 150+	
5-4-1	0-0-0	0-0-0		OVERALL		0-1-0		0-1-0		5-2-1	
4-0-1	0-0-0	0-0-0		HOME		0-0-0		0-0-0		4-0-1	
1-4-0	0-0-0	0-0-0		AWAY		0-1-0		0-1-0		1-2-0	
0-0-0	0-0-0	0-0-0		NEUTRAL		0-0-0		0-0-0		0-0-0	
<hr/>											
5-4-1	0-0-0	0-0-0		NON-CONFERENCE		0-1-0		0-1-0		5-2-1	
4-0-1	0-0-0	0-0-0		HOME		0-0-0		0-0-0		4-0-1	
1-4-0	0-0-0	0-0-		AWAY		0-1-0		0-1-0		1-2-0	
0-0-0	0-0-0	0-0-0		NEUTRAL		0-0-0		0-0-0		0-0-0	
<hr/>											
0-0-0	0-0-0	0-0-0		CONFERENCE		0-0-0		0-0-0		0-0-0	
0-0-0	0-0-0	0-0-0		HOME		0-0-0		0-0-0		0-0-0	
0-0-0	0-0-0	0-0-0		AWAY		0-0-0		0-0-0		0-0-0	
0-0-0	0-0-0	0-0-0		NEUTRAL		0-0-0		0-0-0		0-0-0	
<hr/>											
RPI S	Opponent	Score	RPI S	Opponent	Score	RPI S	Opponent	Score	RPI S	Opponent	Score
						55 A	Miami (FL)	1 6	148 A	Kent St.	0 1
						164 H	Ohio	0 0			
						187 A	FIU	0 2			
						209 A	Western Mich.	0 1			
						226 H	Robert Morris	3 0			
						227 A	Akron	2 1			
						277 H	Bowling Green	2 1			
						316 H	Canisius	3 2			
						325 H	UMass Lowell	2 0			
						<hr/>					
			LAST 10 GAMES								
			187 A	FIU	0 2	227 A	Akron	2 1			
			55 A	Miami (FL)	1 6	164 H	Ohio	0 0			
			209 A	Western Mich.	0 1	226 H	Robert Morris	3 0			
			148 A	Kent St.	0 1	325 H	UMass Lowell	2 0			
			277 H	Bowling Green	2 1	316 H	Canisius	3 2			

Non-Div. I Games: Madonna 5 1

Cleveland St.



Average RPI Win:	129	WON-LOST	WINNING		LAST 10	STRENGTH OF	OPP. STRENGTH	TEAM	ADJ	CONF.	ADJ CONF.	
Average RPI Loss:	106	RECORD	PCT. RANK		GAMES	SCHEDULE	OF SCHEDULE	RPI	RPI	RPI	RPI	
DIV. I ONLY		1-5-2	.25	275	1-5-2	153	151	234	.4391	234	26	25
DIV. I NON-CONF.		1-5-2	.25	276	1-5-2	148	150	236	.4391	236	26	25
<hr/>												
TOTALS	RPI 1-25	RPI 26-50		W-L RECORDS		RPI 51-100		RPI 101-150		RPI 150+		
1-5-2	0-0-0	0-2-0		OVERALL		0-0-0		1-1-0		0-2-2		
0-1-1	0-0-0	0-1-0		HOME		0-0-0		0-0-0		0-0-1		
0-4-1	0-0-0	0-1-0		AWAY		0-0-0		0-1-0		0-2-1		
1-0-0	0-0-0	0-0-0		NEUTRAL		0-0-0		1-0-0		0-0-0		
<hr/>												
1-5-2	0-0-0	0-2-0		NON-CONFERENCE		0-0-0		1-1-0		0-2-2		
0-1-1	0-0-0	0-1-0		HOME		0-0-0		0-0-0		0-0-1		
0-4-1	0-0-0	0-0-		AWAY		0-0-0		0-1-0		0-2-1		
1-0-0	0-0-0	0-0-0		NEUTRAL		0-0-0		1-0-0		0-0-0		
<hr/>												
0-0-0	0-0-0	0-0-0		CONFERENCE		0-0-0		0-0-0		0-0-0		
0-0-0	0-0-0	0-0-0		HOME		0-0-0		0-0-0		0-0-0		
0-0-0	0-0-0	0-0-0		AWAY		0-0-0		0-0-0		0-0-0		
0-0-0	0-0-0	0-0-0		NEUTRAL		0-0-0		0-0-0		0-0-0		
<hr/>												
RPI	S	Opponent	Score	RPI	S	Opponent	Score	RPI	S	Opponent	Score	
				43	H	James Madison	0 2			116	A Drexel	0 1
				47	A	North Carolina St.	2 3			129	N Elon	4 3
										154	A Saint Joseph's	1 5
										171	A UNC Wilmington	2 4
										186	A Richmond	0 0
										289	H Howard	0 0
<hr/>												
LAST 10 GAMES												
				154	A	Saint Joseph's	1 5	43	H	James Madison	0 2	
				186	A	Richmond	0 0	171	A	UNC Wilmington	2 4	
				289	H	Howard	0 0	129	N	Elon	4 3	
				47	A	North Carolina St.	2 3	116	A	Drexel	0 1	

Non-Div. I Games:

Longwood



Average RPI Win: 306		WON-LOST RECORD		WINNING PCT. RANK		LAST 10 GAMES		STRENGTH OF SCHEDULE		OPP. STRENGTH OF SCHEDULE		TEAM RPI		ADJ RPI		CONF. RPI		ADJ CONF. RPI	
DIV. I ONLY		3-4-2		.44444 185		3-4-2		223		296		232		.43841 235		18		18	
DIV. I NON-CONF.		3-4-2		.44444 188		3-4-2		218		297		234		.43841 237		18		18	
TOTALS		RPI 1-25		RPI 26-50		W-L RECORDS		RPI 51-100		RPI 101-150		RPI 150+							
3-4-2		0-0-0		0-1-0		OVERALL		0-0-0		0-1-0		3-2-2							
1-1-1		0-0-0		0-0-0		HOME		0-0-0		0-1-0		1-0-1							
2-3-0		0-0-0		0-1-0		AWAY		0-0-0		0-0-0		2-2-0							
0-0-1		0-0-0		0-0-0		NEUTRAL		0-0-0		0-0-0		0-0-1							
3-4-2		0-0-0		0-1-0		NON-CONFERENCE		0-0-0		0-1-0		3-2-2							
1-1-1		0-0-0		0-0-0		HOME		0-0-0		0-1-0		1-0-1							
2-3-0		0-0-0		0-0-		AWAY		0-0-0		0-0-0		2-2-0							
0-0-1		0-0-0		0-0-0		NEUTRAL		0-0-0		0-0-0		0-0-1							
0-0-0		0-0-0		0-0-0		CONFERENCE		0-0-0		0-0-0		0-0-0							
0-0-0		0-0-0		0-0-0		HOME		0-0-0		0-0-0		0-0-0							
0-0-0		0-0-0		0-0-0		AWAY		0-0-0		0-0-0		0-0-0							
0-0-0		0-0-0		0-0-0		NEUTRAL		0-0-0		0-0-0		0-0-0							
RPI	S	Opponent		Score		RPI	S	Opponent		Score		RPI	S	Opponent		Score			
				50	A	Furman		0	2			137	H	Coastal Caro.		0	4		
												152	H	Wofford		0	0		
												161	A	Presbyterian		0	1		
												279	A	UNC Asheville		0	2		
												294	A	Gardner-Webb		1	0		
												295	N	South Carolina St.		0	0		
												301	A	Charleston So.		2	1		
												323	H	VMI		2	1		
LAST 10 GAMES																			
				301	A	Charleston So.		2	1			294	A	Gardner-Webb		1	0		
				279	A	UNC Asheville		0	2			295	N	South Carolina St.		0	0		
				152	H	Wofford		0	0			161	A	Presbyterian		0	1		
				323	H	VMI		2	1			50	A	Furman		0	2		
												137	H	Coastal Caro.		0	4		

Non-Div. I Games:

USC Upstate



Average RPI Win:	321	WON-LOST RECORD	WINNING PCT. RANK	LAST 10 GAMES	STRENGTH OF SCHEDULE	OPP. STRENGTH OF SCHEDULE	TEAM RPI	ADJ RPI	CONF. RPI	ADJ CONF. RPI	
Average RPI Loss:	117										
DIV. I ONLY	2-5-1	.3125	258	2-5-1	148	295	238	.43753	236	15	15
DIV. I NON-CONF.	2-5-1	.3125	256	2-5-1	143	296	240	.43753	238	15	15
<hr/>											
TOTALS	RPI 1-25	RPI 26-50		W-L RECORDS		RPI 51-100		RPI 101-150		RPI 150+	
2-5-1	0-0-0	0-0-0		OVERALL		0-2-0		0-2-0		2-1-1	
1-3-0	0-0-0	0-0-0		HOME		0-1-0		0-1-0		1-1-0	
1-2-0	0-0-0	0-0-0		AWAY		0-1-0		0-1-0		1-0-0	
0-0-1	0-0-0	0-0-0		NEUTRAL		0-0-0		0-0-0		0-0-1	
2-5-1	0-0-0	0-0-0		NON-CONFERENCE		0-2-0		0-2-0		2-1-1	
1-3-0	0-0-0	0-0-0		HOME		0-1-0		0-1-0		1-1-0	
1-2-0	0-0-0	0-0-		AWAY		0-1-0		0-1-0		1-0-0	
0-0-1	0-0-0	0-0-0		NEUTRAL		0-0-0		0-0-0		0-0-1	
0-0-0	0-0-0	0-0-0		CONFERENCE		0-0-0		0-0-0		0-0-0	
0-0-0	0-0-0	0-0-0		HOME		0-0-0		0-0-0		0-0-0	
0-0-0	0-0-0	0-0-0		AWAY		0-0-0		0-0-0		0-0-0	
0-0-0	0-0-0	0-0-0		NEUTRAL		0-0-0		0-0-0		0-0-0	
RPI	S	Opponent	Score	RPI	S	Opponent	Score	RPI	S	Opponent	Score
									</		

Non-Div. I Games:

St. Bonaventure



Average RPI Win: 252		WON-LOST	WINNING	LAST 10	STRENGTH OF		OPP. STRENGTH	TEAM	ADJ		CONF.	ADJ CONF.				
Average RPI Loss: 125		RECORD	PCT. RANK	GAMES	SCHEDULE		OF SCHEDULE	RPI	RPI		RPI	RPI				
DIV. I ONLY		1-5-1	.21429	290	1-5-1		110	236	236	.43732	237	19	19			
DIV. I NON-CONF.		1-5-1	.21429	288	1-5-1		107	237	238	.43732	239	23	23			
<hr/>																
TOTALS		RPI 1-25		RPI 26-50		W-L RECORDS		RPI 51-100		RPI 101-150		RPI 150+				
1-5-1		0-0-0		0-0-0		OVERALL		0-2-0		0-2-0		1-1-1				
0-2-1		0-0-0		0-0-0		HOME		0-0-0		0-2-0		0-0-1				
0-3-0		0-0-0		0-0-0		AWAY		0-2-0		0-0-0		0-1-0				
1-0-0		0-0-0		0-0-0		NEUTRAL		0-0-0		0-0-0		1-0-0				
1-5-1		0-0-0		0-0-0		NON-CONFERENCE		0-2-0		0-2-0		1-1-1				
0-2-1		0-0-0		0-0-0		HOME		0-0-0		0-2-0		0-0-1				
0-3-0		0-0-0		0-0-		AWAY		0-2-0		0-0-0		0-1-0				
1-0-0		0-0-0		0-0-0		NEUTRAL		0-0-0		0-0-0		1-0-0				
0-0-0		0-0-0		0-0-0		CONFERENCE		0-0-0		0-0-0		0-0-0				
0-0-0		0-0-0		0-0-0		HOME		0-0-0		0-0-0		0-0-0				
0-0-0		0-0-0		0-0-0		AWAY		0-0-0		0-0-0		0-0-0				
0-0-0		0-0-0		0-0-0		NEUTRAL		0-0-0		0-0-0		0-0-0				
RPI	S	Opponent		Score	RPI	S	Opponent		Score	RPI	S	Opponent		Score		
										74	A	Tulsa		1	2	
										93	A	North Texas		0	1	
										103	H	UTEP		0	1	
										125	H	TCU		1	2	
										195	H	Houston		0	0	
										229	A	Montana		0	1	
252	N	Utah Valley		1	0											
					LAST 10 GAMES											
					195	H	Houston		0	0	125	H	TCU		1	2
					103	H	UTEP		0	1	93	A	North Texas		0	1
					252	N	Utah Valley		1	0	74	A	Tulsa		1	2
					229	A	Montana		0	1						

Non-Div. I Games: Abilene Christian 0 1

Houston Baptist



Average RPI Win:	298	WON-LOST	WINNING	LAST 10	STRENGTH OF	OPP. STRENGTH	TEAM	ADJ	CONF.	ADJ CONF.	
Average RPI Loss:	127	RECORD	PCT. RANK	GAMES	SCHEDULE	OF SCHEDULE	RPI	RPI	RPI	RPI	
DIV. I ONLY	5-5-1	.5	145	5-4-1	290	212	240	.43695	238	22	22
DIV. I NON-CONF.	5-5-1	.5	148	5-4-1	291	212	241	.43695	240	21	21
<hr/>											
TOTALS	RPI 1-25	RPI 26-50		W-L RECORDS		RPI 51-100		RPI 101-150		RPI 150+	
5-5-1	0-0-0	0-0-0		OVERALL		0-2-0		0-2-0		5-1-1	
4-1-1	0-0-0	0-0-0		HOME		0-0-0		0-1-0		4-0-1	
1-4-0	0-0-0	0-0-0		AWAY		0-2-0		0-1-0		1-1-0	
0-0-0	0-0-0	0-0-0		NEUTRAL		0-0-0		0-0-0		0-0-0	
<hr/>											
5-5-1	0-0-0	0-0-0		NON-CONFERENCE		0-2-0		0-2-0		5-1-1	
4-1-1	0-0-0	0-0-0		HOME		0-0-0		0-1-0		4-0-1	
1-4-0	0-0-0	0-0-		AWAY		0-2-0		0-1-0		1-1-0	
0-0-0	0-0-0	0-0-0		NEUTRAL		0-0-0		0-0-0		0-0-0	
<hr/>											
0-0-0	0-0-0	0-0-0		CONFERENCE		0-0-0		0-0-0		0-0-0	
0-0-0	0-0-0	0-0-0		HOME		0-0-0		0-0-0		0-0-0	
0-0-0	0-0-0	0-0-0		AWAY		0-0-0		0-0-0		0-0-0	
0-0-0	0-0-0	0-0-0		NEUTRAL		0-0-0		0-0-0		0-0-0	
<hr/>											
RPI	S	Opponent	Score	RPI	S	Opponent	Score	RPI	S	Opponent	Score
				65 A LSU 0 6				128 H Nicholls St. 2 3			
				85 A SMU 1 6				136 A McNeese St. 0 1			
								177 H Southeastern La. 0 0			
								220 A Central Ark. 2 6			
								264 H Northwestern St. 3 1			
								284 A Mississippi Val. 2 1			
								308 H Southern U. 2 0			
								314 H Grambling 9 0			
								318 H Ark.-Pine Bluff 4 0			
<hr/>											
LAST 10 GAMES											
308 H Southern U. 2 0				284 A Mississippi Val. 2 1							
177 H Southeastern La. 0 0				220 A Central Ark. 2 6							
264 H Northwestern St. 3 1				128 H Nicholls St. 2 3							
318 H Ark.-Pine Bluff 4 0				65 A LSU 0 6							
136 A McNeese St. 0 1				314 H Grambling 9 0							

Non-Div. I Games:

La.-Monroe






Average RPI Win: 245		WON-LOST	WINNING	LAST 10	STRENGTH OF		OPP. STRENGTH	TEAM	ADJ	CONF.	ADJ CONF.
Average RPI Loss: 177		RECORD	PCT. RANK	GAMES	SCHEDULE		OF SCHEDULE	RPI	RPI	RPI	RPI
DIV. I ONLY		4-5-1	.45	179	4-5-1		265	184	239	.43575	239
DIV. I NON-CONF.		3-4-1	.4375	195	3-4-1		279	192	253	.42739	254
TOTALS		RPI 1-25	RPI 26-50		W-L RECORDS		RPI 51-100		RPI 101-150		RPI 150+
4-5-1	0-0-0	0-0-0		OVERALL		0-1-1		0-0-0		4-4-0	
2-3-0	0-0-0	0-0-0		HOME		0-1-0		0-0-0		2-2-0	
1-1-1	0-0-0	0-0-0		AWAY		0-0-1		0-0-0		1-1-0	
1-1-0	0-0-0	0-0-0		NEUTRAL		0-0-0		0-0-0		1-1-0	
3-4-1	0-0-0	0-0-0		NON-CONFERENCE		0-1-1		0-0-0		3-3-0	
1-3-0	0-0-0	0-0-0		HOME		0-1-0		0-0-0		1-2-0	
1-0-1	0-0-0	0-0-		AWAY		0-0-1		0-0-0		1-0-0	
1-1-0	0-0-0	0-0-0		NEUTRAL		0-0-0		0-0-0		1-1-0	
1-1-0	0-0-0	0-0-0		CONFERENCE		0-0-0		0-0-0		1-1-0	
1-0-0	0-0-0	0-0-0		HOME		0-0-0		0-0-0		1-0-0	
0-1-0	0-0-0	0-0-0		AWAY		0-0-0		0-0-0		0-1-0	
0-0-0	0-0-0	0-0-0		NEUTRAL		0-0-0		0-0-0		0-0-0	
RPI S	Opponent	Score	RPI S	Opponent	Score	RPI S	Opponent	Score	RPI S	Opponent	Score
						68 H	Stephen F. Austin	0 2	175 N	Portland St.	0 7
						98 A	Northern Colo.	0 0	176 A	UMKC	0 3
									176 H	UMKC	2 1
									224 H	New Mexico	0 1
									243 H	UC Riverside	1 2
									248 A	Wyoming	1 0
									274 H	Neb. Omaha	3 1
									281 N	LIU Brooklyn	1 0
LAST 10 GAMES											
			248 A	Wyoming	1 0		176 H	UMKC	2 1		
			98 A	Northern Colo.	0 0		176 A	UMKC	0 3		
			243 H	UC Riverside	1 2		281 N	LIU Brooklyn	1 0		
			68 H	Stephen F. Austin	0 2		224 H	New Mexico	0 1		
			175 N	Portland St.	0 7		274 H	Neb. Omaha	3 1		

Non-Div. I Games:

New Mexico St.



L  
i  
p  
s  
c  
o  
m  
b

 Tie,  Loss,  Non-Conf, S Site, H Home, A Away, N Neutral Page 240



Average RPI Win:	276	WON-LOST RECORD	WINNING PCT. RANK	LAST 10 GAMES	STRENGTH OF SCHEDULE	OPP. STRENGTH OF SCHEDULE	TEAM RPI	ADJ RPI	CONF. RPI	ADJ CONF. RPI	
Average RPI Loss:	136										
DIV. I ONLY	5-4-1	.55	137	5-4-1	308	194	243	.43477	241	12	12
DIV. I NON-CONF.	5-4-1	.55	142	5-4-1	308	196	245	.43477	243	12	12
<hr/>											
TOTALS	RPI 1-25	RPI 26-50		W-L RECORDS		RPI 51-100		RPI 101-150		RPI 150+	
5-4-1	0-0-0	0-0-0		OVERALL		0-1-0		0-2-0		5-1-1	
1-1-0	0-0-0	0-0-0		HOME		0-0-0		0-0-0		1-1-0	
4-2-1	0-0-0	0-0-0		AWAY		0-1-0		0-1-0		4-0-1	
0-1-0	0-0-0	0-0-0		NEUTRAL		0-0-0		0-1-0		0-0-0	
<hr/>											
5-4-1	0-0-0	0-0-0		NON-CONFERENCE		0-1-0		0-2-0		5-1-1	
1-1-0	0-0-0	0-0-0		HOME		0-0-0		0-0-0		1-1-0	
4-2-1	0-0-0	0-0-		AWAY		0-1-0		0-1-0		4-0-1	
0-1-0	0-0-0	0-0-0		NEUTRAL		0-0-0		0-1-0		0-0-0	
<hr/>											
0-0-0	0-0-0	0-0-0		CONFERENCE		0-0-0		0-0-0		0-0-0	
0-0-0	0-0-0	0-0-0		HOME		0-0-0		0-0-0		0-0-0	
0-0-0	0-0-0	0-0-0		AWAY		0-0-0		0-0-0		0-0-0	
0-0-0	0-0-0	0-0-0		NEUTRAL		0-0-0		0-0-0		0-0-0	
<hr/>											
RPI S	Opponent	Score	RPI S	Opponent	Score	RPI S	Opponent	Score	RPI S	Opponent	Score
						65 A	LSU	0 1	122 N	South Ala.	0 1
						136 A	McNeese St.	2 4			
						220 H	Central Ark.	0 2			
						231 A	La.-Lafayette	3 2			
						251 A	UALR	2 0			
						276 A	Troy	2 0			
						304 A	Jackson St.	0 0			
						308 H	Southern U.	5 0			
						314 A	Grambling	6 0			
						<hr/>					
LAST 10 GAMES											
136 A McNeese St.			2 4	308 H Southern U.			5 0				
231 A La.-Lafayette			3 2	314 A Grambling			6 0				
122 N South Ala.			0 1	251 A UALR			2 0				
276 A Troy			2 0	220 H Central Ark.			0 2				
304 A Jackson St.			0 0	65 A LSU			0 1				

Non-Div. I Games:

Louisiana Tech



Average RPI Win:	308	WON-LOST RECORD	WINNING PCT. RANK	LAST 10 GAMES	STRENGTH OF SCHEDULE	OPP. STRENGTH OF SCHEDULE	TEAM RPI	ADJ RPI	CONF. RPI	ADJ CONF. RPI	
Average RPI Loss:	230										
DIV. I ONLY	3-2-3	.5625	125	3-2-3	286	310	237	.43449	242	17	17
DIV. I NON-CONF.	3-2-3	.5625	127	3-2-3	286	311	239	.43449	244	17	17
<hr/>											
TOTALS	RPI 1-25	RPI 26-50		W-L RECORDS	RPI 51-100		RPI 101-150		RPI 150+		
3-2-3	0-0-0	0-0-0		OVERALL	0-0-1		0-0-0		3-2-2		
3-0-0	0-0-0	0-0-0		HOME	0-0-0		0-0-0		3-0-0		
0-2-3	0-0-0	0-0-0		AWAY	0-0-1		0-0-0		0-2-2		
0-0-0	0-0-0	0-0-0		NEUTRAL	0-0-0		0-0-0		0-0-0		
<hr/>											
3-2-3	0-0-0	0-0-0		NON-CONFERENCE	0-0-1		0-0-0		3-2-2		
3-0-0	0-0-0	0-0-0		HOME	0-0-0		0-0-0		3-0-0		
0-2-3	0-0-0	0-0-		AWAY	0-0-1		0-0-0		0-2-2		
0-0-0	0-0-0	0-0-0		NEUTRAL	0-0-0		0-0-0		0-0-0		
<hr/>											
0-0-0	0-0-0	0-0-0		CONFERENCE	0-0-0		0-0-0		0-0-0		
0-0-0	0-0-0	0-0-0		HOME	0-0-0		0-0-0		0-0-0		
0-0-0	0-0-0	0-0-0		AWAY	0-0-0		0-0-0		0-0-0		
0-0-0	0-0-0	0-0-0		NEUTRAL	0-0-0		0-0-0		0-0-0		
<hr/>											
RPI	S	Opponent	Score	RPI	S	Opponent	Score	RPI	S	Opponent	Score
				71 A DePaul 0 0				178 A IUPUI 1 1			
								214 A Indiana St. 0 4			
								246 A Ball St. 0 3			
								292 H Western Ill. 3 1			
								306 H Northern Ill. 1 0			
								311 A Drake 1 1			
								326 H Eastern Ill. 2 0			
LAST 10 GAMES											
214 A Indiana St. 0 4				306 H Northern Ill. 1 0							
326 H Eastern Ill. 2 0				71 A DePaul 0 0							
292 H Western Ill. 3 1				311 A Drake 1 1							
246 A Ball St. 0 3											
178 A IUPUI 1 1											

Non-Div. I Games: Michigan Tech 0 1

Green Bay



Average RPI Win: 285		WON-LOST	WINNING	LAST 10	STRENGTH OF		OPP. STRENGTH	TEAM	ADJ	CONF.	ADJ CONF.							
Average RPI Loss: 132		RECORD	PCT. RANK	GAMES	SCHEDULE		OF SCHEDULE	RPI	RPI	RPI	RPI							
DIV. I ONLY		3-6-1	.35	237	3-6-1		209	213	244	.43448	243	10	10					
DIV. I NON-CONF.		3-6-1	.35	240	3-6-1		202	214	246	.43448	245	10	10					
<hr/>																		
TOTALS		RPI 1-25		RPI 26-50		W-L RECORDS		RPI 51-100		RPI 101-150		RPI 150+						
3-6-1		0-0-0		0-0-0		OVERALL		0-2-0		0-2-0		3-2-1						
0-3-1		0-0-0		0-0-0		HOME		0-1-0		0-1-0		0-1-1						
2-3-0		0-0-0		0-0-0		AWAY		0-1-0		0-1-0		2-1-0						
1-0-0		0-0-0		0-0-0		NEUTRAL		0-0-0		0-0-0		1-0-0						
3-6-1		0-0-0		0-0-0		NON-CONFERENCE		0-2-0		0-2-0		3-2-1						
0-3-1		0-0-0		0-0-0		HOME		0-1-0		0-1-0		0-1-1						
2-3-0		0-0-0		0-0-		AWAY		0-1-0		0-1-0		2-1-0						
1-0-0		0-0-0		0-0-0		NEUTRAL		0-0-0		0-0-0		1-0-0						
0-0-0		0-0-0		0-0-0		CONFERENCE		0-0-0		0-0-0		0-0-0						
0-0-0		0-0-0		0-0-0		HOME		0-0-0		0-0-0		0-0-0						
0-0-0		0-0-0		0-0-0		AWAY		0-0-0		0-0-0		0-0-0						
0-0-0		0-0-0		0-0-0		NEUTRAL		0-0-0		0-0-0		0-0-0						
RPI	S	Opponent	Score	RPI	S	Opponent	Score	RPI	S	Opponent	Score	RPI	S	Opponent	Score			
								66	A	Arizona	0	6		103	A	UTEP	0	2
								74	H	Tulsa	0	1		115	H	UNLV	2	3
														180	H	Northern Ariz.	1	1
														216	H	Fresno St.	0	1
														218	A	Southern Utah	0	1
														239	A	New Mexico St.	2	1
														296	N	San Jose St.	2	1
														319	A	CSU Bakersfield	2	0
				LAST 10 GAMES														
				103	A	UTEP	0	2	74	H	Tulsa	0	1					
				180	H	Northern Ariz.	1	1	218	A	Southern Utah	0	1					
				66	A	Arizona	0	6	319	A	CSU Bakersfield	2	0					
				296	N	San Jose St.	2	1	216	H	Fresno St.	0	1					
				115	H	UNLV	2	3	239	A	New Mexico St.	2	1					

Non-Div. I Games:

UC Riverside



[illegible]

**Non-Div. I Games:**

Saint Francis (PA)



Average RPI Win: 303		WON-LOST	WINNING	LAST 10	STRENGTH OF		OPP. STRENGTH	TEAM	ADJ		CONF.	ADJ CONF.
Average RPI Loss: 117		RECORD	PCT. RANK	GAMES	SCHEDULE		OF SCHEDULE	RPI	RPI		RPI	RPI
DIV. I ONLY		5-3-2	.6 113	5-3-2	313		241	246	.43211 245		23	23
DIV. I NON-CONF.		5-3-2	.6 111	5-3-2	315		242	248	.43211 247		22	22
TOTALS		RPI 1-25	RPI 26-50		W-L RECORDS		RPI 51-100		RPI 101-150		RPI 150+	
5-3-2		0-0-0	0-0-0		OVERALL		0-1-0		0-2-0		5-0-2	
2-3-1		0-0-0	0-0-0		HOME		0-1-0		0-2-0		2-0-1	
2-0-0		0-0-0	0-0-0		AWAY		0-0-0		0-0-0		2-0-0	
1-0-1		0-0-0	0-0-0		NEUTRAL		0-0-0		0-0-0		1-0-1	
5-3-2		0-0-0	0-0-0		NON-CONFERENCE		0-1-0		0-2-0		5-0-2	
2-3-1		0-0-0	0-0-0		HOME		0-1-0		0-2-0		2-0-1	
2-0-0		0-0-0	0-0-		AWAY		0-0-0		0-0-0		2-0-0	
1-0-1		0-0-0	0-0-0		NEUTRAL		0-0-0		0-0-0		1-0-1	
0-0-0		0-0-0	0-0-0		CONFERENCE		0-0-0		0-0-0		0-0-0	
0-0-0		0-0-0	0-0-0		HOME		0-0-0		0-0-0		0-0-0	
0-0-0		0-0-0	0-0-0		AWAY		0-0-0		0-0-0		0-0-0	
0-0-0		0-0-0	0-0-0		NEUTRAL		0-0-0		0-0-0		0-0-0	
RPI S	Opponent	Score	RPI S	Opponent	Score	RPI S	Opponent	Score	RPI S	Opponent	Score	
						100 H	Kansas	1 2	110 H	Iowa St.	1 2	
									140 H	Loyola Chicago	1 2	
									207 H	Nevada	0 0	
									282 H	North Dakota	6 1	
									297 N	Lamar	3 0	
									305 N	Sam Houston St.	0 0	
									306 H	Northern Ill.	2 1	
									311 A	Drake	1 0	
									321 A	UNI	1 0	
LAST 10 GAMES												
						207 H	Nevada	0 0	282 H	North Dakota	6 1	
						305 N	Sam Houston St.	0 0	100 H	Kansas	1 2	
						297 N	Lamar	3 0	321 A	UNI	1 0	
						140 H	Loyola Chicago	1 2	311 A	Drake	1 0	
						110 H	Iowa St.	1 2	306 H	Northern Ill.	2 1	

Non-Div. I Games:

South Dakota St.



Average RPI Win:		292	WON-LOST		WINNING		LAST 10		STRENGTH OF		OPP. STRENGTH		TEAM		ADJ		CONF.		ADJ CONF.	
Average RPI Loss:		148	RECORD		PCT. RANK		GAMES		SCHEDULE		OF SCHEDULE		RPI		RPI		RPI		RPI	
DIV. I ONLY			5-2-1		.6875 64		5-2-1		325		196		245		.43188 246		20		20	
DIV. I NON-CONF.			5-2-1		.6875 64		5-2-1		325		199		247		.43188 248		19		19	
TOTALS		RPI 1-25		RPI 26-50		W-L RECORDS		RPI 51-100		RPI 101-150		RPI 150+								
5-2-1		0-0-0		0-1-0		OVERALL		0-0-0		0-0-0		5-1-1								
4-0-0		0-0-0		0-0-0		HOME		0-0-0		0-0-0		4-0-0								
1-2-1		0-0-0		0-1-0		AWAY		0-0-0		0-0-0		1-1-1								
0-0-0		0-0-0		0-0-0		NEUTRAL		0-0-0		0-0-0		0-0-0								
5-2-1		0-0-0		0-1-0		NON-CONFERENCE		0-0-0		0-0-0		5-1-1								
4-0-0		0-0-0		0-0-0		HOME		0-0-0		0-0-0		4-0-0								
1-2-1		0-0-0		0-0-		AWAY		0-0-0		0-0-0		1-1-1								
0-0-0		0-0-0		0-0-0		NEUTRAL		0-0-0		0-0-0		0-0-0								
0-0-0		0-0-0		0-0-0		CONFERENCE		0-0-0		0-0-0		0-0-0								
0-0-0		0-0-0		0-0-0		HOME		0-0-0		0-0-0		0-0-0								
0-0-0		0-0-0		0-0-0		AWAY		0-0-0		0-0-0		0-0-0								
0-0-0		0-0-0		0-0-0		NEUTRAL		0-0-0		0-0-0		0-0-0								
RPI	S	Opponent		Score		RPI	S	Opponent		Score		RPI	S	Opponent		Score				
						36	A	Colorado Col.		0 2										
												178	A	IUPUI		1 1				
												242	H	Green Bay		3 0				
												260	A	IPFW		0 1				
												262	A	Air Force		1 0				
												309	H	Tennessee Tech		2 0				
												321	H	UNI		2 1				
												326	H	Eastern Ill.		3 0				
LAST 10 GAMES																				
						260	A	IPFW		0 1		178	A	IUPUI		1 1				
						242	H	Green Bay		3 0		262	A	Air Force		1 0				
						321	H	UNI		2 1		36	A	Colorado Col.		0 2				
												309	H	Tennessee Tech		2 0				
												326	H	Eastern Ill.		3 0				

Non-Div. I Games:

Ball St.



Average RPI Win: 266		WON-LOST RECORD		WINNING PCT. RANK		LAST 10 GAMES		STRENGTH OF SCHEDULE		OPP. STRENGTH OF SCHEDULE		TEAM RPI		ADJ RPI		CONF. RPI		ADJ CONF. RPI	
DIV. I ONLY		5-4-1		.55 137		5-4-1		307		239		247		.43109 247		9		9	
DIV. I NON-CONF.		5-4-1		.55 142		5-4-1		307		240		249		.43109 249		9		9	
TOTALS		RPI 1-25		RPI 26-50		W-L RECORDS		RPI 51-100		RPI 101-150		RPI 150+							
5-4-1		0-0-0		0-0-0		OVERALL		0-0-0		0-1-0		5-3-1							
2-3-0		0-0-0		0-0-0		HOME		0-0-0		0-1-0		2-2-0							
2-1-0		0-0-0		0-0-0		AWAY		0-0-0		0-0-0		2-1-0							
1-0-1		0-0-0		0-0-0		NEUTRAL		0-0-0		0-0-0		1-0-1							
5-4-1		0-0-0		0-0-0		NON-CONFERENCE		0-0-0		0-1-0		5-3-1							
2-3-0		0-0-0		0-0-0		HOME		0-0-0		0-1-0		2-2-0							
2-1-0		0-0-0		0-0-		AWAY		0-0-0		0-0-0		2-1-0							
1-0-1		0-0-0		0-0-0		NEUTRAL		0-0-0		0-0-0		1-0-1							
0-0-0		0-0-0		0-0-0		CONFERENCE		0-0-0		0-0-0		0-0-0							
0-0-0		0-0-0		0-0-0		HOME		0-0-0		0-0-0		0-0-0							
0-0-0		0-0-0		0-0-0		AWAY		0-0-0		0-0-0		0-0-0							
0-0-0		0-0-0		0-0-0		NEUTRAL		0-0-0		0-0-0		0-0-0							
RPI	S	Opponent		Score		RPI	S	Opponent		Score		RPI	S	Opponent		Score			
											</								

Non-Div. I Games:

Towson



Average RPI Win: 237		WON-LOST RECORD	WINNING PCT. RANK		LAST 10 GAMES	STRENGTH OF SCHEDULE	OPP. STRENGTH OF SCHEDULE	TEAM RPI	ADJ RPI	CONF. RPI	ADJ CONF. RPI			
Average RPI Loss: 165														
DIV. I ONLY		3-5-1	.38889	217	3-5-1	234	235	249	.43103	248	16	16		
DIV. I NON-CONF.		3-5-1	.38889	217	3-5-1	230	236	250	.43103	250	16	16		
<hr/>														
TOTALS		RPI 1-25		RPI 26-50		W-L RECORDS		RPI 51-100		RPI 101-150		RPI 150+		
3-5-1		0-0-0		0-0-0		OVERALL		0-2-0		1-0-0		2-3-1		
0-5-0		0-0-0		0-0-0		HOME		0-2-0		0-0-0		0-3-0		
2-0-1		0-0-0		0-0-0		AWAY		0-0-0		0-0-0		2-0-1		
1-0-0		0-0-0		0-0-0		NEUTRAL		0-0-0		1-0-0		0-0-0		
3-5-1		0-0-0		0-0-0		NON-CONFERENCE		0-2-0		1-0-0		2-3-1		
0-5-0		0-0-0		0-0-0		HOME		0-2-0		0-0-0		0-3-0		
2-0-1		0-0-0		0-0-		AWAY		0-0-0		0-0-0		2-0-1		
1-0-0		0-0-0		0-0-0		NEUTRAL		0-0-0		1-0-0		0-0-0		
0-0-0		0-0-0		0-0-0		CONFERENCE		0-0-0		0-0-0		0-0-0		
0-0-0		0-0-0		0-0-0		HOME		0-0-0		0-0-0		0-0-0		
0-0-0		0-0-0		0-0-0		AWAY		0-0-0		0-0-0		0-0-0		
0-0-0		0-0-0		0-0-0		NEUTRAL		0-0-0		0-0-0		0-0-0		
RPI	S	Opponent		Score		RPI	S	Opponent		Score				
						84	H	Weber St.		2	3			
						98	H	Northern Colo.		0	1			
										125	N	TCU	4	3
										189	H	Idaho St.	0	1
										215	H	South Dakota	1	2
										229	A	Montana	0	0
										239	H	New Mexico St.	0	1
										274	A	Neb. Omaha	2	1
										311	A	Drake	5	2



Average RPI Win: 222		WON-LOST RECORD		WINNING PCT. RANK		LAST 10 GAMES		STRENGTH OF SCHEDULE		OPP. STRENGTH OF SCHEDULE		TEAM RPI		ADJ RPI		CONF. RPI		ADJ CONF. RPI	
DIV. I ONLY		1-7-1		.16667 295		1-7-1		92		255		250		.43089 249		28		28	
DIV. I NON-CONF.		1-7-1		.16667 294		1-7-1		91		257		251		.43089 251		28		28	
TOTALS		RPI 1-25		RPI 26-50		W-L RECORDS		RPI 51-100		RPI 101-150		RPI 150+							
1-7-1		0-0-0		0-0-0		OVERALL		0-4-0		0-0-0		1-3-1							
0-3-0		0-0-0		0-0-0		HOME		0-1-0		0-0-0		0-2-0							
1-4-1		0-0-0		0-0-0		AWAY		0-3-0		0-0-0		1-1-1							
0-0-0		0-0-0		0-0-0		NEUTRAL		0-0-0		0-0-0		0-0-0							
1-7-1		0-0-0		0-0-0		NON-CONFERENCE		0-4-0		0-0-0		1-3-1							
0-3-0		0-0-0		0-0-0		HOME		0-1-0		0-0-0		0-2-0							
1-4-1		0-0-0		0-0-		AWAY		0-3-0		0-0-0		1-1-1							
0-0-0		0-0-0		0-0-0		NEUTRAL		0-0-0		0-0-0		0-0-0							
0-0-0		0-0-0		0-0-0		CONFERENCE		0-0-0		0-0-0		0-0-0							
0-0-0		0-0-0		0-0-0		HOME		0-0-0		0-0-0		0-0-0							
0-0-0		0-0-0		0-0-0		AWAY		0-0-0		0-0-0		0-0-0							
0-0-0		0-0-0		0-0-0		NEUTRAL		0-0-0		0-0-0		0-0-0							
RPI	S	Opponent		Score	RPI	S	Opponent		Score	RPI	S	Opponent		Score	RPI	S	Opponent		Score
							73	A	Ohio St.	2	3		164	A	Ohio	1	3		
							77	H	Xavier	0	1		217	H	Northern Ky.	1	2		
							82	A	Louisville	2	7		222	A	Appalachian St.	2	1		
							83	A	West Virginia	0	2		227	H	Akron	1	2		
													244	A	Saint Francis (PA)	1	1		
LAST 10 GAMES																			
							222	A	Appalachian St.	2	1		164	A	Ohio	1	3		
							77	H	Xavier	0	1		217	H	Northern Ky.	1	2		
							82	A	Louisville	2	7		83	A	West Virginia	0	2		
							73	A	Ohio St.	2	3		227	H	Akron	1	2		
													244	A	Saint Francis (PA)	1	1		

Non-Div. I Games:

Morehead St.



Average RPI Win:	253	WON-LOST RECORD	WINNING PCT. RANK	LAST 10 GAMES	STRENGTH OF SCHEDULE	OPP. STRENGTH OF SCHEDULE	TEAM RPI	ADJ RPI	CONF. RPI	ADJ CONF. RPI			
DIV. I ONLY		4-5-0	.44444 185	4-5-0	251	252	248	.43052 250	29	29			
DIV. I NON-CONF.		4-4-0	.5 148	4-4-0	266	245	233	.4406 233	29	29			
<hr/>													
TOTALS	RPI 1-25		RPI 26-50	W-L RECORDS		RPI 51-100		RPI 101-150		RPI 150+			
4-5-0	0-0-0		0-0-0	OVERALL		0-2-0		0-0-0		4-3-0			
4-1-0	0-0-0		0-0-0	HOME		0-0-0		0-0-0		4-1-0			
0-4-0	0-0-0		0-0-0	AWAY		0-2-0		0-0-0		0-2-0			
0-0-0	0-0-0		0-0-0	NEUTRAL		0-0-0		0-0-0		0-0-0			
4-4-0	0-0-0		0-0-0	NON-CONFERENCE		0-2-0		0-0-0		4-2-0			
4-1-0	0-0-0		0-0-0	HOME		0-0-0		0-0-0		4-1-0			
0-3-0	0-0-0		0-0-	AWAY		0-2-0		0-0-0		0-1-0			
0-0-0	0-0-0		0-0-0	NEUTRAL		0-0-0		0-0-0		0-0-0			
0-1-0	0-0-0		0-0-0	CONFERENCE		0-0-0		0-0-0		0-1-0			
0-0-0	0-0-0		0-0-0	HOME		0-0-0		0-0-0		0-0-0			
0-1-0	0-0-0		0-0-0	AWAY		0-0-0		0-0-0		0-1-0			
0-0-0	0-0-0		0-0-0	NEUTRAL		0-0-0		0-0-0		0-0-0			
<hr/>													
RPI S	Opponent	Score	RPI S	Opponent	Score	RPI S	Opponent	Score	RPI S	Opponent	Score		
						92 A Colgate	0	3	196 A Rider	0	1		
						95 A Stony Brook	1	3	202 H Binghamton	2	1		
						211 H Massachusetts						4	3
						225 A Central Conn. St.						1	2
						261 H Rhode Island						1	2
						273 H Vermont						3	2
						325 H UMass Lowell						2	1
<hr/>													
			LAST 10 GAMES										
			196 A Rider			0	1	95 A Stony Brook	1	3			
			273 H Vermont			3	2	325 H UMass Lowell	2	1			
			225 A Central Conn. St.			1	2	92 A Colgate	0	3			
			261 H Rhode Island			1	2	202 H Binghamton	2	1			
						211 H Massachusetts			4	3			

**Non-Div. I Games:**

Siena



Average RPI Win:		275	WON-LOST RECORD		WINNING PCT. RANK		LAST 10 GAMES		STRENGTH OF SCHEDULE		OPP. STRENGTH OF SCHEDULE		TEAM RPI		ADJ RPI		CONF. RPI		ADJ CONF. RPI	
DIV. I ONLY			3-6-0		.33333 240		3-6-0		214		202		251		.42951 251		22		22	
DIV. I NON-CONF.			3-6-0		.33333 242		3-6-0		207		204		252		.42951 252		21		21	
TOTALS		RPI 1-25		RPI 26-50		W-L RECORDS		RPI 51-100		RPI 101-150		RPI 150+								
3-6-0		0-1-0		0-0-0		OVERALL		0-0-0		0-2-0		3-3-0								
3-3-0		0-0-0		0-0-0		HOME		0-0-0		0-1-0		3-2-0								
0-3-0		0-1-0		0-0-0		AWAY		0-0-0		0-1-0		0-1-0								
0-0-0		0-0-0		0-0-0		NEUTRAL		0-0-0		0-0-0		0-0-0								
3-6-0		0-1-0		0-0-0		NON-CONFERENCE		0-0-0		0-2-0		3-3-0								
3-3-0		0-0-0		0-0-0		HOME		0-0-0		0-1-0		3-2-0								
0-3-0		0-1-0		0-0-		AWAY		0-0-0		0-1-0		0-1-0								
0-0-0		0-0-0		0-0-0		NEUTRAL		0-0-0		0-0-0		0-0-0								
0-0-0		0-0-0		0-0-0		CONFERENCE		0-0-0		0-0-0		0-0-0								
0-0-0		0-0-0		0-0-0		HOME		0-0-0		0-0-0		0-0-0								
0-0-0		0-0-0		0-0-0		AWAY		0-0-0		0-0-0		0-0-0								
0-0-0		0-0-0		0-0-0		NEUTRAL		0-0-0		0-0-0		0-0-0								
RPI	S	Opponent		Score		RPI	S	Opponent		Score		RPI	S	Opponent		Score				
25	A	Ole Miss		0 3								102	H	UAB		1 3				
												104	A	Austin Peay		0 3				
												176	H	UMKC		1 3				
												200	H	Missouri St.		1 0				
												203	A	Murray St.		0 1				
												241	H	Louisiana Tech		0 2				
												308	H	Southern U.		6 1				
												318	H	Ark.-Pine Bluff		4 0				
LAST 10 GAMES																				
25	A	Ole Miss		0 3		203	A	Murray St.		0 1										
102	H	UAB		1 3		104	A	Austin Peay		0 3										
241	H	Louisiana Tech		0 2		318	H	Ark.-Pine Bluff		4 0										
200	H	Missouri St.		1 0		308	H	Southern U.		6 1										
176	H	UMKC		1 3																

Non-Div. I Games:

UALR



Average RPI Win: 247		WON-LOST	WINNING	LAST 10	STRENGTH OF	OPP. STRENGTH	TEAM	ADJ	CONF.	ADJ CONF.					
Average RPI Loss: 140		RECORD	PCT. RANK	GAMES	SCHEDULE	OF SCHEDULE	RPI	RPI	RPI	RPI					
DIV. I ONLY		4-5-0	.44444	185	4-5-0	295	168	255	.42645	252	30	30			
DIV. I NON-CONF.		2-5-0	.28571	263	2-5-0	214	88	254	.42835	253	30	30			
<hr/>															
TOTALS		RPI 1-25		RPI 26-50		W-L RECORDS		RPI 51-100		RPI 101-150		RPI 150+			
4-5-0		0-0-0		0-1-0		OVERALL		0-1-0		0-1-0		4-2-0			
2-1-0		0-0-0		0-0-0		HOME		0-1-0		0-0-0		2-0-0			
2-3-0		0-0-0		0-1-0		AWAY		0-0-0		0-1-0		2-1-0			
0-1-0		0-0-0		0-0-0		NEUTRAL		0-0-0		0-0-0		0-1-0			
2-5-0		0-0-0		0-1-0		NON-CONFERENCE		0-1-0		0-1-0		2-2-0			
1-1-0		0-0-0		0-0-0		HOME		0-1-0		0-0-0		1-0-0			
1-3-0		0-0-0		0-0-		AWAY		0-0-0		0-1-0		1-1-0			
0-1-0		0-0-0		0-0-0		NEUTRAL		0-0-0		0-0-0		0-1-0			
2-0-0		0-0-0		0-0-0		CONFERENCE		0-0-0		0-0-0		2-0-0			
1-0-0		0-0-0		0-0-0		HOME		0-0-0		0-0-0		1-0-0			
1-0-0		0-0-0		0-0-0		AWAY		0-0-0		0-0-0		1-0-0			
0-0-0		0-0-0		0-0-0		NEUTRAL		0-0-0		0-0-0		0-0-0			
RPI	S	Opponent	Score	RPI	S	Opponent	Score	RPI	S	Opponent	Score				
				46	A	Utah St.	0 1	84	H	Weber St.	1 2	103	A	UTEP	2 3
												159	H	UC Davis	2 1
												189	A	Idaho St.	4 2
												229	A	Montana	1 3
												237	N	Houston Baptist	0 1
												319	A	CSU Bakersfield	2 0
												319	H	CSU Bakersfield	2 0
LAST 10 GAMES															
				319	H	CSU Bakersfield	2 0	319	A	CSU Bakersfield	2 0				
				159	H	UC Davis	2 1	84	H	Weber St.	1 2				
				229	A	Montana	1 3	46	A	Utah St.	0 1				
				237	N	Houston Baptist	0 1	103	A	UTEP	2 3				
				189	A	Idaho St.	4 2								

Non-Div. I Games:

Utah Valley



Average RPI Win:		294	WON-LOST		WINNING		LAST 10		STRENGTH OF		OPP. STRENGTH		TEAM	ADJ		CONF.	ADJ CONF.							
Average RPI Loss:		175	RECORD		PCT. RANK		GAMES		SCHEDULE		OF SCHEDULE		RPI	RPI		RPI	RPI							
DIV. I ONLY			4-5-0		.44444		185		4-5-0		244		305		252		.42623		253		25		26	
DIV. I NON-CONF.			4-5-0		.44444		188		4-5-0		243		306		255		.42623		255		25		26	
TOTALS		RPI 1-25		RPI 26-50				W-L RECORDS				RPI 51-100				RPI 101-150				RPI 150+				
4-5-0		0-1-0		0-0-0				OVERALL				0-0-0				0-0-0				4-4-0				
2-1-0		0-0-0		0-0-0				HOME				0-0-0				0-0-0				2-1-0				
2-4-0		0-1-0		0-0-0				AWAY				0-0-0				0-0-0				2-3-0				
0-0-0		0-0-0		0-0-0				NEUTRAL				0-0-0				0-0-0				0-0-0				
4-5-0		0-1-0		0-0-0				NON-CONFERENCE				0-0-0				0-0-0				4-4-0				
2-1-0		0-0-0		0-0-0				HOME				0-0-0				0-0-0				2-1-0				
2-4-0		0-1-0		0-0-				AWAY				0-0-0				0-0-0				2-3-0				
0-0-0		0-0-0		0-0-0				NEUTRAL				0-0-0				0-0-0				0-0-0				
0-0-0		0-0-0		0-0-0				CONFERENCE				0-0-0				0-0-0				0-0-0				
0-0-0		0-0-0		0-0-0				HOME				0-0-0				0-0-0				0-0-0				
0-0-0		0-0-0		0-0-0				AWAY				0-0-0				0-0-0				0-0-0				
0-0-0		0-0-0		0-0-0				NEUTRAL				0-0-0				0-0-0				0-0-0				
RPI	S	Opponent		Score		RPI	S	Opponent		Score		RPI	S	Opponent		Score		RPI	S	Opponent		Score		
12	A	Rutgers		0 4										188 A Hartford		0 1				196 A Rider		1 3		
														208 H Maine		0 1				261 H Rhode Island		3 1		
														273 A Vermont		1 2				288 H New Hampshire		2 0		
														300 A Holy Cross		1 0				327 A Delaware St.		2 0		



Average RPI Win:		0	WON-LOST		WINNING		LAST 10		STRENGTH OF		OPP. STRENGTH		TEAM		ADJ		CONF.		ADJ CONF.							
Average RPI Loss:		96	RECORD		PCT. RANK		GAMES		SCHEDULE		OF SCHEDULE		RPI		RPI		RPI		RPI							
DIV. I ONLY			0-6-3		.16667 295		0-6-3		132		155		253		.4262 254		9 9									
DIV. I NON-CONF.			0-6-3		.16667 294		0-6-3		129		155		256		.4262 256		9 9									
TOTALS		RPI 1-25		RPI 26-50		W-L RECORDS		RPI 51-100		RPI 101-150		RPI 150+														
0-6-3		0-2-0		0-0-0		OVERALL		0-1-0		0-2-0		0-1-3														
0-2-2		0-1-0		0-0-0		HOME		0-1-0		0-0-0		0-0-2														
0-4-1		0-1-0		0-0-0		AWAY		0-0-0		0-2-0		0-1-1														
0-0-0		0-0-0		0-0-0		NEUTRAL		0-0-0		0-0-0		0-0-0														
0-6-3		0-2-0		0-0-0		NON-CONFERENCE		0-1-0		0-2-0		0-1-3														
0-2-2		0-1-0		0-0-0		HOME		0-1-0		0-0-0		0-0-2														
0-4-1		0-1-0		0-0-		AWAY		0-0-0		0-2-0		0-1-1														
0-0-0		0-0-0		0-0-0		NEUTRAL		0-0-0		0-0-0		0-0-0														
0-0-0		0-0-0		0-0-0		CONFERENCE		0-0-0		0-0-0		0-0-0														
0-0-0		0-0-0		0-0-0		HOME		0-0-0		0-0-0		0-0-0														
0-0-0		0-0-0		0-0-0		AWAY		0-0-0		0-0-0		0-0-0														
0-0-0		0-0-0		0-0-0		NEUTRAL		0-0-0		0-0-0		0-0-0														
RPI	S	Opponent			Score		RPI	S	Opponent			Score		RPI	S	Opponent			Score							
11	A	UCLA			0 4								73	H	Ohio St.			1 4		117	A	Brown			1 2	
15	H	South Carolina			0 3															150	A	Loyola Marymount			0 1	
																			170	H	Northwestern			1 1		
																			208	H	Maine			1 1		
																			211	A	Massachusetts			1 2		
																			288	A	New Hampshire			1 1		
							LAST 10 GAMES																			
							73	H	Ohio St.			1 4		211	A	Massachusetts			1 2							
							288	A	New Hampshire			1 1		208	H	Maine			1 1							
							15	H	South Carolina			0 3		117	A	Brown			1 2							
							170	H	Northwestern			1 1		11	A	UCLA			0 4							
							150	A	Loyola Marymount			0 1														

Non-Div. I Games:

Northeastern



Average RPI Win: 290		WON-LOST RECORD	WINNING PCT. RANK		LAST 10 GAMES	STRENGTH OF SCHEDULE	OPP. STRENGTH OF SCHEDULE	TEAM RPI	ADJ RPI		CONF. RPI	ADJ CONF. RPI
Average RPI Loss: 118												
DIV. I ONLY		3-4-2	.44444	185	3-4-2	279	222	256	.42577	255	29	29
DIV. I NON-CONF.		2-4-2	.375	226	2-4-2	276	213	269	.41147	267	29	29
<hr/>												
TOTALS		RPI 1-25		RPI 26-50		W-L RECORDS		RPI 51-100		RPI 101-150		RPI 150+
3-4-2		0-0-0		0-0-0		OVERALL		0-1-0		0-3-0		3-0-2
2-0-1		0-0-0		0-0-0		HOME		0-0-0		0-0-0		2-0-1
1-4-1		0-0-0		0-0-0		AWAY		0-1-0		0-3-0		1-0-1
0-0-0		0-0-0		0-0-0		NEUTRAL		0-0-0		0-0-0		0-0-0
<hr/>												
2-4-2		0-0-0		0-0-0		NON-CONFERENCE		0-1-0		0-3-0		2-0-2
1-0-1		0-0-0		0-0-0		HOME		0-0-0		0-0-0		1-0-1
1-4-1		0-0-0		0-0-		AWAY		0-1-0		0-3-0		1-0-1
0-0-0		0-0-0		0-0-0		NEUTRAL		0-0-0		0-0-0		0-0-0
<hr/>												
1-0-0		0-0-0		0-0-0		CONFERENCE		0-0-0		0-0-0		1-0-0
1-0-0		0-0-0		0-0-0		HOME		0-0-0		0-0-0		1-0-0
0-0-0		0-0-0		0-0-0		AWAY		0-0-0		0-0-0		0-0-0
0-0-0		0-0-0		0-0-0		NEUTRAL		0-0-0		0-0-0		0-0-0
<hr/>												
RPI	S	Opponent	Score	RPI	S	Opponent	Score	RPI	S	Opponent	Score	
						97 A Hofstra	0 3			116 A Drexel	1 2	
										121 A Seton Hall	1 2	
										138 A Cornell	1 2	
										202 A Binghamton	1 1	
										257 A Duquesne	3 0	
										281 H LIU Brooklyn	1 1	
										287 H Manhattan	1 0	
										325 H UMass Lowell	5 1	
<hr/>												
LAST 10 GAMES												
						281 H LIU Brooklyn	1 1			287 H Manhattan	1 0	
						97 A Hofstra	0 3			121 A Seton Hall	1 2	
						257 A Duquesne	3 0			202 A Binghamton	1 1	
						325 H UMass Lowell	5 1			138 A Cornell	1 2	
						116 A Drexel	1 2					

Non-Div. I Games:

Marist



Average RPI Win:		311	WON-LOST RECORD		WINNING PCT. RANK		LAST 10 GAMES		STRENGTH OF SCHEDULE		OPP. STRENGTH OF SCHEDULE		TEAM RPI		ADJ RPI		CONF. RPI		ADJ CONF. RPI	
DIV. I ONLY			1-4-1		.25 275		1-4-1		190		175		259		.423 256		28		28	
DIV. I NON-CONF.			1-4-1		.25 276		1-4-1		188		174		259		.423 257		28		28	
TOTALS		RPI 1-25		RPI 26-50		W-L RECORDS		RPI 51-100		RPI 101-150		RPI 150+								
1-4-1		0-1-0		0-0-0		OVERALL		0-0-0		0-2-0		1-1-1								
0-0-1		0-0-0		0-0-0		HOME		0-0-0		0-0-0		0-0-1								
1-4-0		0-1-0		0-0-0		AWAY		0-0-0		0-2-0		1-1-0								
0-0-0		0-0-0		0-0-0		NEUTRAL		0-0-0		0-0-0		0-0-0								
1-4-1		0-1-0		0-0-0		NON-CONFERENCE		0-0-0		0-2-0		1-1-1								
0-0-1		0-0-0		0-0-0		HOME		0-0-0		0-0-0		0-0-1								
1-4-0		0-1-0		0-0-		AWAY		0-0-0		0-2-0		1-1-0								
0-0-0		0-0-0		0-0-0		NEUTRAL		0-0-0		0-0-0		0-0-0								
0-0-0		0-0-0		0-0-0		CONFERENCE		0-0-0		0-0-0		0-0-0								
0-0-0		0-0-0		0-0-0		HOME		0-0-0		0-0-0		0-0-0								
0-0-0		0-0-0		0-0-0		AWAY		0-0-0		0-0-0		0-0-0								
0-0-0		0-0-0		0-0-0		NEUTRAL		0-0-0		0-0-0		0-0-0								
RPI	S	Opponent		Score		RPI	S	Opponent		Score		RPI	S	Opponent		Score				
20	A	Nebraska		0 4								135	A	Illinois St.		0 4				
												139	A	Missouri		0 4				
												176	A	UMKC		1 2				
												185	H	Arkansas St.		0 0				
												311	A	Drake		2 1				
LAST 10 GAMES																				
20	A	Nebraska		0 4		311	A	Drake		2 1		135	A	Illinois St.		0 4				
												185	H	Arkansas St.		0 0				
												139	A	Missouri		0 4				
												176	A	UMKC		1 2				

**Non-Div. I Games:**

Southeast Mo. St.



Average RPI Win: 269		WON-LOST RECORD		WINNING PCT. RANK		LAST 10 GAMES		STRENGTH OF SCHEDULE		OPP. STRENGTH OF SCHEDULE		TEAM RPI		ADJ RPI		CONF. RPI		ADJ CONF. RPI	
DIV. I ONLY		2-4-1		.35714 233		2-4-1		220		256		256		.42297 257		15		15	
DIV. I NON-CONF.		2-4-1		.35714 236		2-4-1		215		258		258		.42297 258		15		15	
TOTALS		RPI 1-25		RPI 26-50		W-L RECORDS		RPI 51-100		RPI 101-150		RPI 150+							
2-4-1		0-0-0		0-0-0		OVERALL		0-1-0		0-1-0		2-2-1							
1-2-0		0-0-0		0-0-0		HOME		0-0-0		0-1-0		1-1-0							
1-1-1		0-0-0		0-0-0		AWAY		0-1-0		0-0-0		1-0-1							
0-1-0		0-0-0		0-0-0		NEUTRAL		0-0-0		0-0-0		0-1-0							
2-4-1		0-0-0		0-0-0		NON-CONFERENCE		0-1-0		0-1-0		2-2-1							
1-2-0		0-0-0		0-0-0		HOME		0-0-0		0-1-0		1-1-0							
1-1-1		0-0-0		0-0-		AWAY		0-1-0		0-0-0		1-0-1							
0-1-0		0-0-0		0-0-0		NEUTRAL		0-0-0		0-0-0		0-1-0							
0-0-0		0-0-0		0-0-0		CONFERENCE		0-0-0		0-0-0		0-0-0							
0-0-0		0-0-0		0-0-0		HOME		0-0-0		0-0-0		0-0-0							
0-0-0		0-0-0		0-0-0		AWAY		0-0-0		0-0-0		0-0-0							
0-0-0		0-0-0		0-0-0		NEUTRAL		0-0-0		0-0-0		0-0-0							
RPI	S	Opponent		Score		RPI	S	Opponent		Score		RPI	S	Opponent		Score			



Average RPI Win:	196	WON-LOST RECORD	WINNING PCT. RANK	LAST 10 GAMES	STRENGTH OF SCHEDULE	OPP. STRENGTH OF SCHEDULE	TEAM RPI	ADJ RPI	CONF. RPI	ADJ CONF. RPI	
DIV. I ONLY	2-3-1	.41667	210	2-3-1	294	125	258	.4227	258	14	14
DIV. I NON-CONF.	2-2-1	.5	148	2-2-1	261	128	203	.45622	204	14	14
<hr/>											
TOTALS	RPI 1-25	RPI 26-50		W-L RECORDS	RPI 51-100		RPI 101-150		RPI 150+		
2-3-1	0-0-0	0-0-0		OVERALL	0-1-0		0-1-0		2-1-1		
1-1-0	0-0-0	0-0-0		HOME	0-1-0		0-0-0		1-0-0		
1-2-0	0-0-0	0-0-0		AWAY	0-0-0		0-1-0		1-1-0		
0-0-1	0-0-0	0-0-0		NEUTRAL	0-0-0		0-0-0		0-0-1		
2-2-1	0-0-0	0-0-0		NON-CONFERENCE	0-1-0		0-1-0		2-0-1		
1-1-0	0-0-0	0-0-0		HOME	0-1-0		0-0-0		1-0-0		
1-1-0	0-0-0	0-0-		AWAY	0-0-0		0-1-0		1-0-0		
0-0-1	0-0-0	0-0-0		NEUTRAL	0-0-0		0-0-0		0-0-1		
0-1-0	0-0-0	0-0-0		CONFERENCE	0-0-0		0-0-0		0-1-0		
0-0-0	0-0-0	0-0-0		HOME	0-0-0		0-0-0		0-0-0		
0-1-0	0-0-0	0-0-0		AWAY	0-0-0		0-0-0		0-1-0		
0-0-0	0-0-0	0-0-0		NEUTRAL	0-0-0		0-0-0		0-0-0		
<hr/>											
RPI S	Opponent	Score	RPI S	Opponent	Score	RPI S	Opponent	Score	RPI S	Opponent	Score
						64 H	Monmouth	0 1	113 A	Villanova	0 2
						167 A	St. Mary's (CA)	2 0			
						210 A	American	0 1			
						225 H	Central Conn. St.	1 0			
						307 N	Pacific	1 1			
<hr/>											
			LAST 10 GAMES								
			307 N	Pacific	1 1	210 A	American	0 1			
			225 H	Central Conn. St.	1 0	167 A	St. Mary's (CA)	2 0			
			113 A	Villanova	0 2						
			64 H	Monmouth	0 1						

Non-Div. I Games:

Lehigh



Average RPI Win: 294		WON-LOST RECORD		WINNING PCT. RANK		LAST 10 GAMES		STRENGTH OF SCHEDULE		OPP. STRENGTH OF SCHEDULE		TEAM RPI		ADJ RPI		CONF. RPI		ADJ CONF. RPI	
DIV. I ONLY		3-3-0		.5 145		3-3-0		275		314		254		.42249 259		13		13	
DIV. I NON-CONF.		3-3-0		.5 148		3-3-0		273		315		257		.42249 259		13		13	
TOTALS		RPI 1-25		RPI 26-50		W-L RECORDS		RPI 51-100		RPI 101-150		RPI 150+							
3-3-0		0-0-0		0-0-0		OVERALL		0-0-0		0-1-0		3-2-0							
1-1-0		0-0-0		0-0-0		HOME		0-0-0		0-1-0		1-0-0							
1-2-0		0-0-0		0-0-0		AWAY		0-0-0		0-0-0		1-2-0							
1-0-0		0-0-0		0-0-0		NEUTRAL		0-0-0		0-0-0		1-0-0							
3-3-0		0-0-0		0-0-0		NON-CONFERENCE		0-0-0		0-1-0		3-2-0							
1-1-0		0-0-0		0-0-0		HOME		0-0-0		0-1-0		1-0-0							
1-2-0		0-0-0		0-0-		AWAY		0-0-0		0-0-0		1-2-0							
1-0-0		0-0-0		0-0-0		NEUTRAL		0-0-0		0-0-0		1-0-0							
0-0-0		0-0-0		0-0-0		CONFERENCE		0-0-0		0-0-0		0-0-0							
0-0-0		0-0-0		0-0-0		HOME		0-0-0		0-0-0		0-0-0							
0-0-0		0-0-0		0-0-0		AWAY		0-0-0		0-0-0		0-0-0							
0-0-0		0-0-0		0-0-0		NEUTRAL		0-0-0		0-0-0		0-0-0							
RPI	S	Opponent		Score		RPI	S	Opponent		Score		RPI	S	Opponent		Score			

Non-Div. I Games: Tenn. Temple 5 0

Chattanooga



Average RPI Win: 284		WON-LOST RECORD	WINNING PCT. RANK		LAST 10 GAMES	STRENGTH OF SCHEDULE	OPP. STRENGTH OF SCHEDULE	TEAM RPI	ADJ RPI		CONF. RPI	ADJ CONF. RPI
Average RPI Loss: 138												
DIV. I ONLY		2-6-0	.25	275	2-6-0	178	237	262	.42069	260	23	23
DIV. I NON-CONF.		2-6-0	.25	276	2-6-0	175	238	262	.42069	260	22	22
<hr/>												
TOTALS		RPI 1-25		RPI 26-50		W-L RECORDS		RPI 51-100		RPI 101-150		RPI 150+
2-6-0		0-0-0		0-0-0		OVERALL		0-1-0		0-3-0		2-2-0
2-3-0		0-0-0		0-0-0		HOME		0-1-0		0-1-0		2-1-0
0-3-0		0-0-0		0-0-0		AWAY		0-0-0		0-2-0		0-1-0
0-0-0		0-0-0		0-0-0		NEUTRAL		0-0-0		0-0-0		0-0-0
<hr/>												
2-6-0		0-0-0		0-0-0		NON-CONFERENCE		0-1-0		0-3-0		2-2-0
2-3-0		0-0-0		0-0-0		HOME		0-1-0		0-1-0		2-1-0
0-3-0		0-0-0		0-0-		AWAY		0-0-0		0-2-0		0-1-0
0-0-0		0-0-0		0-0-0		NEUTRAL		0-0-0		0-0-0		0-0-0
<hr/>												
0-0-0		0-0-0		0-0-0		CONFERENCE		0-0-0		0-0-0		0-0-0
0-0-0		0-0-0		0-0-0		HOME		0-0-0		0-0-0		0-0-0
0-0-0		0-0-0		0-0-0		AWAY		0-0-0		0-0-0		0-0-0
0-0-0		0-0-0		0-0-0		NEUTRAL		0-0-0		0-0-0		0-0-0
<hr/>												
RPI	S	Opponent	Score	RPI	S	Opponent	Score	RPI	S	Opponent	Score	

Non-Div. I Games:

IPFW



Average RPI Win:	269	WON-LOST	WINNING	LAST 10	STRENGTH OF	OPP. STRENGTH	TEAM	ADJ	CONF.	ADJ CONF.		
Average RPI Loss:	215	RECORD	PCT. RANK	GAMES	SCHEDULE	OF SCHEDULE	RPI	RPI	RPI	RPI		
DIV. I ONLY		5-5-0	.5	145	5-5-0	302	267	260	.41952	261	15	15
DIV. I NON-CONF.		5-5-0	.5	148	5-5-0	300	268	260	.41952	261	15	15
<hr/>												
TOTALS	RPI 1-25	RPI 26-50		W-L RECORDS		RPI 51-100		RPI 101-150		RPI 150+		
5-5-0	0-0-0	0-0-0		OVERALL		0-0-0		0-1-0		5-4-0		
3-2-0	0-0-0	0-0-0		HOME		0-0-0		0-0-0		3-2-0		
2-3-0	0-0-0	0-0-0		AWAY		0-0-0		0-1-0		2-2-0		
0-0-0	0-0-0	0-0-0		NEUTRAL		0-0-0		0-0-0		0-0-0		
<hr/>												
5-5-0	0-0-0	0-0-0		NON-CONFERENCE		0-0-0		0-1-0		5-4-0		
3-2-0	0-0-0	0-0-0		HOME		0-0-0		0-0-0		3-2-0		
2-3-0	0-0-0	0-0-		AWAY		0-0-0		0-1-0		2-2-0		
0-0-0	0-0-0	0-0-0		NEUTRAL		0-0-0		0-0-0		0-0-0		
<hr/>												
0-0-0	0-0-0	0-0-0		CONFERENCE		0-0-0		0-0-0		0-0-0		
0-0-0	0-0-0	0-0-0		HOME		0-0-0		0-0-0		0-0-0		
0-0-0	0-0-0	0-0-0		AWAY		0-0-0		0-0-0		0-0-0		
0-0-0	0-0-0	0-0-0		NEUTRAL		0-0-0		0-0-0		0-0-0		
<hr/>												
RPI S	Opponent	Score	RPI S	Opponent	Score	RPI S	Opponent	Score	RPI S	Opponent	Score	
									127 A	Army	0	5
									199 H	Providence	0	3
									212 A	NJIT	3	0
									221 A	Harvard	0	2
									250 A	Siena	2	1
									253 A	Bryant	1	3
									275 H	Sacred Heart	1	2
									287 H	Manhattan	3	1
									288 H	New Hampshire	2	0
									310 H	Albany (NY)	1	0
			LAST 10 GAMES									
			127 A	Army	0	5	310 H	Albany (NY)	1	0		
			250 A	Siena	2	1	221 A	Harvard	0	2		
			287 H	Manhattan	3	1	275 H	Sacred Heart	1	2		
			253 A	Bryant	1	3	212 A	NJIT	3	0		
			288 H	New Hampshire	2	0	199 H	Providence	0	3		

**Non-Div. I Games:**

Rhode Island



Average RPI Win: 322		WON-LOST	WINNING	LAST 10	STRENGTH OF	OPP. STRENGTH	TEAM	ADJ	CONF.	ADJ CONF.							
Average RPI Loss: 118		RECORD	PCT. RANK	GAMES	SCHEDULE	OF SCHEDULE	RPI	RPI	RPI	RPI							
DIV. I ONLY		1-6-1	.1875	293	1-6-1	131	246	261	.41919	262	16	16					
DIV. I NON-CONF.		1-6-1	.1875	293	1-6-1	128	249	261	.41919	262	16	16					
<hr/>																	
TOTALS		RPI 1-25		RPI 26-50		W-L RECORDS		RPI 51-100		RPI 101-150		RPI 150+					
1-6-1		0-0-0		0-1-0		OVERALL		0-2-0		0-2-0		1-1-1					
1-3-0		0-0-0		0-0-0		HOME		0-1-0		0-1-0		1-1-0					
0-2-1		0-0-0		0-1-0		AWAY		0-1-0		0-0-0		0-0-1					
0-1-0		0-0-0		0-0-0		NEUTRAL		0-0-0		0-1-0		0-0-0					
1-6-1		0-0-0		0-1-0		NON-CONFERENCE		0-2-0		0-2-0		1-1-1					
1-3-0		0-0-0		0-0-0		HOME		0-1-0		0-1-0		1-1-0					
0-2-1		0-0-0		0-0-		AWAY		0-1-0		0-0-0		0-0-1					
0-1-0		0-0-0		0-0-0		NEUTRAL		0-0-0		0-1-0		0-0-0					
0-0-0		0-0-0		0-0-0		CONFERENCE		0-0-0		0-0-0		0-0-0					
0-0-0		0-0-0		0-0-0		HOME		0-0-0		0-0-0		0-0-0					
0-0-0		0-0-0		0-0-0		AWAY		0-0-0		0-0-0		0-0-0					
0-0-0		0-0-0		0-0-0		NEUTRAL		0-0-0		0-0-0		0-0-0					
RPI	S	Opponent		Score		RPI	S	Opponent		Score		RPI	S	Opponent		Score	
						30	A	Colorado	0	2							
						94	H	Texas	1	3			116	H	Drexel	0	1
						98	A	Northern Colo.	0	1			125	N	TCU	1	2
													229	A	Montana	1	1
													246	H	Ball St.	0	1
													322	H	Grand Canyon	1	0
<hr/>																	
LAST 10 GAMES																	
						94	H	Texas	1	3			116	H	Drexel	0	1
						322	H	Grand Canyon	1	0			246	H	Ball St.	0	1
						98	A	Northern Colo.	0	1			229	A	Montana	1	1
						30	A	Colorado	0	2							
						125	N	TCU	1	2							

Non-Div. I Games:

Air Force



Average RPI Win: 243		WON-LOST	WINNING	LAST 10	STRENGTH OF		OPP. STRENGTH	TEAM	ADJ	CONF.	ADJ CONF.
Average RPI Loss: 111		RECORD	PCT. RANK	GAMES	SCHEDULE		OF SCHEDULE	RPI	RPI	RPI	RPI
DIV. I ONLY		2-5-1	.3125	258	2-5-1		246	116	263	.41913	22
DIV. I NON-CONF.		2-5-1	.3125	256	2-5-1		246	113	263	.41913	21
TOTALS		RPI 1-25	RPI 26-50		W-L RECORDS		RPI 51-100		RPI 101-150		RPI 150+
2-5-1		0-0-0	0-0-0		OVERALL		0-3-0		0-1-0		2-1-1
0-2-0		0-0-0	0-0-0		HOME		0-0-0		0-1-0		0-1-0
2-3-1		0-0-0	0-0-0		AWAY		0-3-0		0-0-0		2-0-1
0-0-0		0-0-0	0-0-0		NEUTRAL		0-0-0		0-0-0		0-0-0
2-5-1		0-0-0	0-0-0		NON-CONFERENCE		0-3-0		0-1-0		2-1-1
0-2-0		0-0-0	0-0-0		HOME		0-0-0		0-1-0		0-1-0
2-3-1		0-0-0	0-0-		AWAY		0-3-0		0-0-0		2-0-1
0-0-0		0-0-0	0-0-0		NEUTRAL		0-0-0		0-0-0		0-0-0
0-0-0		0-0-0	0-0-0		CONFERENCE		0-0-0		0-0-0		0-0-0
0-0-0		0-0-0	0-0-0		HOME		0-0-0		0-0-0		0-0-0
0-0-0		0-0-0	0-0-0		AWAY		0-0-0		0-0-0		0-0-0
0-0-0		0-0-0	0-0-0		NEUTRAL		0-0-0		0-0-0		0-0-0
RPI S	Opponent	Score	RPI S	Opponent	Score	RPI S	Opponent	Score	RPI S	Opponent	Score
						60 A	Samford	2 4	142 H	Jacksonville	0 1
						88 A	Alabama	1 2	157 A	Mercer	2 2
						99 A	Vanderbilt	0 4	168 H	Kennesaw St.	0 1
									219 A	UT Martin	1 0
									266 A	Jacksonville St.	2 0
LAST 10 GAMES											
			142 H	Jacksonville	0 1	266 A	Jacksonville St.	2 0			
			168 H	Kennesaw St.	0 1	60 A	Samford	2 4			
			88 A	Alabama	1 2	99 A	Vanderbilt	0 4			
			157 A	Mercer	2 2	219 A	UT Martin	1 0			

Non-Div. I Games:

Georgia St.



Average RPI Win:		312	WON-LOST RECORD		WINNING PCT. RANK		LAST 10 GAMES		STRENGTH OF SCHEDULE		OPP. STRENGTH OF SCHEDULE		TEAM RPI		ADJ RPI		CONF. RPI		ADJ CONF. RPI	
DIV. I ONLY			2-6-0		.25 275		2-6-0		192		207		265		.41767 264		19		19	
DIV. I NON-CONF.			2-5-0		.28571 263		2-5-0		225		221		276		.40869 271		23		23	
TOTALS		RPI 1-25		RPI 26-50		W-L RECORDS		RPI 51-100		RPI 101-150		RPI 150+								
2-6-0		0-1-0		0-1-0		OVERALL		0-1-0		0-0-0		2-3-0								
1-1-0		0-0-0		0-0-0		HOME		0-0-0		0-0-0		1-1-0								
1-5-0		0-1-0		0-1-0		AWAY		0-1-0		0-0-0		1-2-0								
0-0-0		0-0-0		0-0-0		NEUTRAL		0-0-0		0-0-0		0-0-0								
2-5-0		0-1-0		0-1-0		NON-CONFERENCE		0-0-0		0-0-0		2-3-0								
1-1-0		0-0-0		0-0-0		HOME		0-0-0		0-0-0		1-1-0								
1-4-0		0-1-0		0-0-		AWAY		0-0-0		0-0-0		1-2-0								
0-0-0		0-0-0		0-0-0		NEUTRAL		0-0-0		0-0-0		0-0-0								
0-1-0		0-0-0		0-0-0		CONFERENCE		0-1-0		0-0-0		0-0-0								
0-0-0		0-0-0		0-0-0		HOME		0-0-0		0-0-0		0-0-0								
0-1-0		0-0-0		0-0-0		AWAY		0-1-0		0-0-0		0-0-0								
0-0-0		0-0-0		0-0-0		NEUTRAL		0-0-0		0-0-0		0-0-0								
RPI	S	Opponent		Score		RPI	S	Opponent		Score		RPI	S	Opponent		Score				
25	A	Ole Miss		0	5	34	A	Baylor		0	5	68	A	Stephen F. Austin		0	2			
												223	H	Texas St.		1	3			
												231	A	La.-Lafayette		0	5			
												238	A	La.-Monroe		1	3			
												304	A	Jackson St.		1	0			
												320	H	Prairie View		3	0			
LAST 10 GAMES																				
68 A Stephen F. Austin						0	2	320 H Prairie View						3	0					
34 A Baylor						0	5	238 A La.-Monroe						1	3					
223 H Texas St.						1	3	304 A Jackson St.						1	0					
								231 A La.-Lafayette						0	5					
								25 A Ole Miss						0	5					

**Non-Div. I Games:**

Northwestern St.



Average RPI Win: 237		WON-LOST RECORD		WINNING PCT. RANK		LAST 10 GAMES		STRENGTH OF SCHEDULE		OPP. STRENGTH OF SCHEDULE		TEAM RPI		ADJ RPI		CONF. RPI		ADJ CONF. RPI																																																																																																																																																																																																																																																																																																																																																																																																																																																																																																																																																																																																																																																																																																																																																																								
DIV. I ONLY		2-5-2		.33333 240		2-5-2		204		308		264		.41613 265		25		26																																																																																																																																																																																																																																																																																																																																																																																																																																																																																																																																																																																																																																																																																																																																																																								
DIV. I NON-CONF.		2-5-2		.33333 242		2-5-2		196		309		264		.41613 264		25		26																																																																																																																																																																																																																																																																																																																																																																																																																																																																																																																																																																																																																																																																																																																																																																								
TOTALS		RPI 1-25		RPI 26-50		W-L RECORDS		RPI 51-100		RPI 101-150		RPI 150+																																																																																																																																																																																																																																																																																																																																																																																																																																																																																																																																																																																																																																																																																																																																																																														
2-5-2		0-0-0		0-0-0		OVERALL		0-0-0		1-1-0		1-4-2																																																																																																																																																																																																																																																																																																																																																																																																																																																																																																																																																																																																																																																																																																																																																																														
1-2-2		0-0-0		0-0-0		HOME		0-0-0		0-0-0		1-2-2																																																																																																																																																																																																																																																																																																																																																																																																																																																																																																																																																																																																																																																																																																																																																																														
1-3-0		0-0-0		0-0-0		AWAY		0-0-0		1-1-0		0-2-0																																																																																																																																																																																																																																																																																																																																																																																																																																																																																																																																																																																																																																																																																																																																																																														
0-0-0		0-0-0		0-0-0		NEUTRAL		0-0-0		0-0-0		0-0-0																																																																																																																																																																																																																																																																																																																																																																																																																																																																																																																																																																																																																																																																																																																																																																														
2-5-2		0-0-0		0-0-0		NON-CONFERENCE		0-0-0		1-1-0		1-4-2																																																																																																																																																																																																																																																																																																																																																																																																																																																																																																																																																																																																																																																																																																																																																																														
1-2-2		0-0-0		0-0-0		HOME		0-0-0		0-0-0		1-2-2																																																																																																																																																																																																																																																																																																																																																																																																																																																																																																																																																																																																																																																																																																																																																																														
1-3-0		0-0-0		0-0-		AWAY		0-0-0		1-1-0		0-2-0																																																																																																																																																																																																																																																																																																																																																																																																																																																																																																																																																																																																																																																																																																																																																																														
0-0-0		0-0-0		0-0-0		NEUTRAL		0-0-0		0-0-0		0-0-0																																																																																																																																																																																																																																																																																																																																																																																																																																																																																																																																																																																																																																																																																																																																																																														
0-0-0		0-0-0		0-0-0		CONFERENCE		0-0-0		0-0-0		0-0-0																																																																																																																																																																																																																																																																																																																																																																																																																																																																																																																																																																																																																																																																																																																																																																														
0-0-0		0-0-0		0-0-0		HOME		0-0-0		0-0-0		0-0-0																																																																																																																																																																																																																																																																																																																																																																																																																																																																																																																																																																																																																																																																																																																																																																														
0-0-0		0-0-0		0-0-0		AWAY		0-0-0		0-0-0		0-0-0																																																																																																																																																																																																																																																																																																																																																																																																																																																																																																																																																																																																																																																																																																																																																																														
0-0-0		0-0-0		0-0-0		NEUTRAL		0-0-0		0-0-0		0-0-0																																																																																																																																																																																																																																																																																																																																																																																																																																																																																																																																																																																																																																																																																																																																																																														
RPI	S	Opponent		Score	RPI	S	Opponent		Score	RPI	S	Opponent		Score																																																																																																																																																																																																																																																																																																																																																																																																																																																																																																																																																																																																																																																																																																																																																																												
												107 A Penn		0	4																																																																																																																																																																																																																																																																																																																																																																																																																																																																																																																																																																																																																																																																																																																																																																											
												146 A UMBC		1	0																																																																																																																																																																																																																																																																																																																																																																																																																																																																																																																																																																																																																																																																																																																																																																											
												173 H Temple		0	1																																																																																																																																																																																																																																																																																																																																																																																																																																																																																																																																																																																																																																																																																																																																																																											
												192 H Bucknell		0	2																																																																																																																																																																																																																																																																																																																																																																																																																																																																																																																																																																																																																																																																																																																																																																											
												196 A Rider		1	4																																																																																																																																																																																																																																																																																																																																																																																																																																																																																																																																																																																																																																																																																																																																																																											
												206 H George Washington		0	0																																																																																																																																																																																																																																																																																																																																																																																																																																																																																																																																																																																																																																																																																																																																																																											
												247 A Towson		1	4																																																																																																																																																																																																																																																																																																																																																																																																																																																																																																																																																																																																																																																																																																																																																																											
												285 H Iona		1	1																																																																																																																																																																																																																																																																																																																																																																																																																																																																																																																																																																																																																																																																																																																																																																											
												327 H Delaware St.		3	1																																																																																																																																																																																																																																																																																																																																																																																																																																																																																																																																																																																																																																																																																																																																																																											
LAST 10 GAMES																																																																																																																																																																																																																																																																																																																																																																																																																																																																																																																																																																																																																																																																																																																																																																																										
													327 H Delaware St.		3	1																																																																																																																																																																																																																																																																																																																																																																																																																																																																																																																																																																																																																																																																																																																																																																										</

Non-Div. I Games:

Mt. St. Mary's



Average RPI Win:	257	WON-LOST	WINNING	LAST 10	STRENGTH OF	OPP. STRENGTH	TEAM	ADJ	CONF.	ADJ CONF.	
Average RPI Loss:	220	RECORD	PCT. RANK	GAMES	SCHEDULE	OF SCHEDULE	RPI	RPI	RPI	RPI	
DIV. I ONLY	4-4-1	.5	145	4-4-1	306	274	266	.4135	266	28	28
DIV. I NON-CONF.	4-4-1	.5	148	4-4-1	305	275	265	.4135	265	28	28
TOTALS	RPI 1-25	RPI 26-50	W-L RECORDS		RPI 51-100	RPI 101-150		RPI 150+			
4-4-1	0-0-0	0-0-0	OVERALL		0-0-0	1-0-0		3-4-1			
3-1-0	0-0-0	0-0-0	HOME		0-0-0	0-0-0		3-1-0			
1-3-1	0-0-0	0-0-0	AWAY		0-0-0	1-0-0		0-3-1			
0-0-0	0-0-0	0-0-0	NEUTRAL		0-0-0	0-0-0		0-0-0			
4-4-1	0-0-0	0-0-0	NON-CONFERENCE		0-0-0	1-0-0		3-4-1			
3-1-0	0-0-0	0-0-0	HOME		0-0-0	0-0-0		3-1-0			
1-3-1	0-0-0	0-0-	AWAY		0-0-0	1-0-0		0-3-1			
0-0-0	0-0-0	0-0-0	NEUTRAL		0-0-0	0-0-0		0-0-0			
0-0-0	0-0-0	0-0-0	CONFERENCE		0-0-0	0-0-0		0-0-0			
0-0-0	0-0-0	0-0-0	HOME		0-0-0	0-0-0		0-0-0			
0-0-0	0-0-0	0-0-0	AWAY		0-0-0	0-0-0		0-0-0			
0-0-0	0-0-0	0-0-0	NEUTRAL		0-0-0	0-0-0		0-0-0			
RPI	S	Opponent	Score	RPI	S	Opponent	Score	RPI	S	Opponent	Score
								136	A	McNeese St.	1 0
								157	A	Mercer	0 4
								158	A	Citadel	1 3
								231	A	La.-Lafayette	1 1
								263	H	Georgia St.	0 2
								276	H	Troy	1 0
								301	A	Charleston So.	2 4
								302	H	Alabama St.	2 1
								312	H	Alabama A&M	4 0
LAST 10 GAMES											
								263	H	Georgia St.	0 2
								302	H	Alabama St.	2 1
								157	A	Mercer	0 4
								276	H	Troy	1 0
								312	H	Alabama A&M	4 0
								301	A	Charleston So.	2 4
								158	A	Citadel	1 3
								231	A	La.-Lafayette	1 1
								136	A	McNeese St.	1 0

Non-Div. I Games:

Jacksonville St.



Average RPI Win: 286		WON-LOST RECORD		WINNING PCT. RANK		LAST 10 GAMES		STRENGTH OF SCHEDULE		OPP. STRENGTH OF SCHEDULE		TEAM RPI		ADJ RPI		CONF. RPI		ADJ CONF. RPI	
DIV. I ONLY		1-5-1		.21429 290		1-5-1		174		245		269		.41226 267		13		13	
DIV. I NON-CONF.		1-5-1		.21429 288		1-5-1		170		247		268		.41226 266		13		13	
TOTALS		RPI 1-25		RPI 26-50		W-L RECORDS		RPI 51-100		RPI 101-150		RPI 150+							
1-5-1		0-0-0		0-2-0		OVERALL		0-0-0		0-1-0		1-2-1							
1-1-1		0-0-0		0-0-0		HOME		0-0-0		0-1-0		1-0-1							
0-4-0		0-0-0		0-2-0		AWAY		0-0-0		0-0-0		0-2-0							
0-0-0		0-0-0		0-0-0		NEUTRAL		0-0-0		0-0-0		0-0-0							
1-5-1		0-0-0		0-2-0		NON-CONFERENCE		0-0-0		0-1-0		1-2-1							
1-1-1		0-0-0		0-0-0		HOME		0-0-0		0-1-0		1-0-1							
0-4-0		0-0-0		0-0-		AWAY		0-0-0		0-0-0		0-2-0							
0-0-0		0-0-0		0-0-0		NEUTRAL		0-0-0		0-0-0		0-0-0							
0-0-0		0-0-0		0-0-0		CONFERENCE		0-0-0		0-0-0		0-0-0							
0-0-0		0-0-0		0-0-0		HOME		0-0-0		0-0-0		0-0-0							
0-0-0		0-0-0		0-0-0		AWAY		0-0-0		0-0-0		0-0-0							
0-0-0		0-0-0		0-0-0		NEUTRAL		0-0-0		0-0-0		0-0-0							
RPI	S	Opponent		Score		RPI	S	Opponent		Score		RPI	S	Opponent		Score			
38	A	Indiana		0 5								142	H	Jacksonville		1 2			
47	A	North Carolina St.		0 4								157	A	Mercer		2 3			
												214	A	Indiana St.		1 2			
												286	H	Stetson		2 1			
												301	H	Charleston So.		0 0			
LAST 10 GAMES																			
157	A	Mercer		2 3		38	A	Indiana		0 5									
301	H	Charleston So.		0 0		214	A	Indiana St.		1 2									
142	H	Jacksonville		1 2															
286	H	Stetson		2 1															
47	A	North Carolina St.		0 4															

Non-Div. I Games:

Ga. Southern



Average RPI Win: 305		WON-LOST	WINNING	LAST 10	STRENGTH OF	OPP. STRENGTH	TEAM	ADJ	CONF.	ADJ CONF.	
Average RPI Loss: 120		RECORD	PCT. RANK	GAMES	SCHEDULE	OF SCHEDULE	RPI	RPI	RPI	RPI	
DIV. I ONLY		1-8-0	.11111 307	1-8-0	118	183	267	.41094 268	12	12	
DIV. I NON-CONF.		1-8-0	.11111 307	1-8-0	114	181	266	.41094 268	12	12	
<hr/>											
TOTALS	RPI 1-25	RPI 26-50		W-L RECORDS	RPI 51-100		RPI 101-150		RPI 150+		
1-8-0	0-0-0	0-2-0		OVERALL	0-4-0		0-0-0		1-2-0		
1-3-0	0-0-0	0-0-0		HOME	0-1-0		0-0-0		1-2-0		
0-5-0	0-0-0	0-2-0		AWAY	0-3-0		0-0-0		0-0-0		
0-0-0	0-0-0	0-0-0		NEUTRAL	0-0-0		0-0-0		0-0-0		
<hr/>											
1-8-0	0-0-0	0-2-0		NON-CONFERENCE	0-4-0		0-0-0		1-2-0		
1-3-0	0-0-0	0-0-0		HOME	0-1-0		0-0-0		1-2-0		
0-5-0	0-0-0	0-0-		AWAY	0-3-0		0-0-0		0-0-0		
0-0-0	0-0-0	0-0-0		NEUTRAL	0-0-0		0-0-0		0-0-0		
<hr/>											
0-0-0	0-0-0	0-0-0		CONFERENCE	0-0-0		0-0-0		0-0-0		
0-0-0	0-0-0	0-0-0		HOME	0-0-0		0-0-0		0-0-0		
0-0-0	0-0-0	0-0-0		AWAY	0-0-0		0-0-0		0-0-0		
0-0-0	0-0-0	0-0-0		NEUTRAL	0-0-0		0-0-0		0-0-0		
<hr/>											
RPI S	Opponent	Score	RPI S	Opponent	Score	RPI S	Opponent	Score	RPI S	Opponent	Score
			34 A	Baylor	0 5	60 H	Samford	0 2	290 H	A&M-Corpus Christi	1 2
			39 A	Kentucky	0 1	67 A	Texas A&M	0 1	297 H	Lamar	1 3
						82 A	Louisville	0 1	305 H	Sam Houston St.	1 0
						94 A	Texas	0 3			
<hr/>											
LAST 10 GAMES											
			60 H	Samford	0 2	94 A	Texas	0 3			
			290 H	A&M-Corpus Christi	1 2	82 A	Louisville	0 1			
			297 H	Lamar	1 3	39 A	Kentucky	0 1			
			305 H	Sam Houston St.	1 0	34 A	Baylor	0 5			
			67 A	Texas A&M	0 1						

Non-Div. I Games:

UTSA



Average RPI Win: 247		WON-LOST RECORD		WINNING PCT. RANK		LAST 10 GAMES		STRENGTH OF SCHEDULE		OPP. STRENGTH OF SCHEDULE		TEAM RPI		ADJ RPI		CONF. RPI		ADJ CONF. RPI	
DIV. I ONLY		1-6-1		.1875 293		1-6-1		155		258		272		.41078 269		14		14	
DIV. I NON-CONF.		1-5-1		.21429 288		1-5-1		89		250		226		.44488 224		14		14	
TOTALS		RPI 1-25		RPI 26-50		W-L RECORDS		RPI 51-100		RPI 101-150		RPI 150+							
1-6-1		0-0-0		0-0-0		OVERALL		0-2-0		0-0-1		1-4-0							
0-3-1		0-0-0		0-0-0		HOME		0-0-0		0-0-1		0-3-0							
1-3-0		0-0-0		0-0-0		AWAY		0-2-0		0-0-0		1-1-0							
0-0-0		0-0-0		0-0-0		NEUTRAL		0-0-0		0-0-0		0-0-0							
1-5-1		0-0-0		0-0-0		NON-CONFERENCE		0-2-0		0-0-1		1-3-0							
0-2-1		0-0-0		0-0-0		HOME		0-0-0		0-0-1		0-2-0							
1-3-0		0-0-0		0-0-		AWAY		0-2-0		0-0-0		1-1-0							
0-0-0		0-0-0		0-0-0		NEUTRAL		0-0-0		0-0-0		0-0-0							
0-1-0		0-0-0		0-0-0		CONFERENCE		0-0-0		0-0-0		0-1-0							
0-1-0		0-0-0		0-0-0		HOME		0-0-0		0-0-0		0-1-0							
0-0-0		0-0-0		0-0-0		AWAY		0-0-0		0-0-0		0-0-0							
0-0-0		0-0-0		0-0-0		NEUTRAL		0-0-0		0-0-0		0-0-0							
RPI	S	Opponent		Score		RPI	S	Opponent		Score		RPI	S	Opponent		Score			

Non-Div. I Games:

Loyola Maryland



Average RPI Win:		287	WON-LOST RECORD		WINNING PCT. RANK		LAST 10 GAMES		STRENGTH OF SCHEDULE		OPP. STRENGTH OF SCHEDULE		TEAM RPI		ADJ RPI		CONF. RPI		ADJ CONF. RPI			
DIV. I ONLY			3-6-0		.33333 240		3-6-0		264		138		268		.41042 270		23		23			
DIV. I NON-CONF.			3-6-0		.33333 242		3-6-0		264		137		267		.41042 269		22		22			
TOTALS		RPI 1-25		RPI 26-50		W-L RECORDS		RPI 51-100		RPI 101-150		RPI 150+										
3-6-0		0-1-0		0-0-0		OVERALL		0-3-0		0-0-0		3-2-0										
2-2-0		0-0-0		0-0-0		HOME		0-1-0		0-0-0		2-1-0										
0-4-0		0-1-0		0-0-0		AWAY		0-2-0		0-0-0		0-1-0										
1-0-0		0-0-0		0-0-0		NEUTRAL		0-0-0		0-0-0		1-0-0										
3-6-0		0-1-0		0-0-0		NON-CONFERENCE		0-3-0		0-0-0		3-2-0										
2-2-0		0-0-0		0-0-0		HOME		0-1-0		0-0-0		2-1-0										
0-4-0		0-1-0		0-0-		AWAY		0-2-0		0-0-0		0-1-0										
1-0-0		0-0-0		0-0-0		NEUTRAL		0-0-0		0-0-0		1-0-0										
0-0-0		0-0-0		0-0-0		CONFERENCE		0-0-0		0-0-0		0-0-0										
0-0-0		0-0-0		0-0-0		HOME		0-0-0		0-0-0		0-0-0										
0-0-0		0-0-0		0-0-0		AWAY		0-0-0		0-0-0		0-0-0										
0-0-0		0-0-0		0-0-0		NEUTRAL		0-0-0		0-0-0		0-0-0										
RPI	S	Opponent			Score		RPI	S	Opponent			Score		RPI	S	Opponent			Score			
17	A	Minnesota			1 4								278	H	Colorado St.			1 0				
									57	H	Boise St.			0	1			280	N	Belmont		2 0
									61	A	St. John's (NY)			0	5			282	A	North Dakota		2 4
									97	A	Hofstra			1	3			298	H	Eastern Wash.		0 3
																		303	H	Idaho		3 2
LAST 10 GAMES																						
						298	H	Eastern Wash.			0	3	278	H	Colorado St.			1	0			
						97	A	Hofstra			1	3	57	H	Boise St.			0	1			
						17	A	Minnesota			1	4	282	A	North Dakota			2	4			
						280	N	Belmont			2	0	303	H	Idaho			3	2			
													61	A	St. John's (NY)			0	5			

Non-Div. I Games:	Minn. Duluth	3	1
-------------------	--------------	---	---

North Dakota St.



Average RPI Win:		315	WON-LOST RECORD		WINNING PCT. RANK		LAST 10 GAMES		STRENGTH OF SCHEDULE		OPP. STRENGTH OF SCHEDULE		TEAM RPI		ADJ RPI		CONF. RPI		ADJ CONF. RPI				
DIV. I ONLY			1-4-1		.25 275		1-4-1		188		253		270		.40992 271		29		29				
DIV. I NON-CONF.			0-4-1		.1 309		0-4-1		155		210		287		.39243 286		29		29				
TOTALS		RPI 1-25		RPI 26-50		W-L RECORDS		RPI 51-100		RPI 101-150		RPI 150+											
1-4-1		0-1-0		0-0-0		OVERALL		0-0-0		0-1-0		1-2-1											
0-2-1		0-0-0		0-0-0		HOME		0-0-0		0-1-0		0-1-1											
1-2-0		0-1-0		0-0-0		AWAY		0-0-0		0-0-0		1-1-0											
0-0-0		0-0-0		0-0-0		NEUTRAL		0-0-0		0-0-0		0-0-0											
0-4-1		0-1-0		0-0-0		NON-CONFERENCE		0-0-0		0-1-0		0-2-1											
0-2-1		0-0-0		0-0-0		HOME		0-0-0		0-1-0		0-1-1											
0-2-0		0-1-0		0-0-		AWAY		0-0-0		0-0-0		0-1-0											
0-0-0		0-0-0		0-0-0		NEUTRAL		0-0-0		0-0-0		0-0-0											
1-0-0		0-0-0		0-0-0		CONFERENCE		0-0-0		0-0-0		1-0-0											
0-0-0		0-0-0		0-0-0		HOME		0-0-0		0-0-0		0-0-0											
1-0-0		0-0-0		0-0-0		AWAY		0-0-0		0-0-0		1-0-0											
0-0-0		0-0-0		0-0-0		NEUTRAL		0-0-0		0-0-0		0-0-0											
RPI	S	Opponent		Score		RPI	S	Opponent		Score		RPI	S	Opponent		Score							
5	A	Georgetown		0 5								117	H	Brown		0 1							
												154	H	Saint Joseph's		2 3							
												273	A	Vermont		0 1							
												300	H	Holy Cross		0 0							
												315	A	Saint Peter's		3 0							
LAST 10 GAMES																							
315 A Saint Peter's						3 0						300 H Holy Cross						0 0					
273 A Vermont						0 1						117 H Brown						0 1					
												154 H Saint Joseph's						2 3					
												5 A Georgetown						0 5					

**Non-Div. I Games:**

Quinnipiac



Average RPI Win:	250	WON-LOST RECORD	WINNING PCT. RANK	LAST 10 GAMES	STRENGTH OF SCHEDULE	OPP. STRENGTH OF SCHEDULE	TEAM RPI	ADJ RPI	CONF. RPI	ADJ CONF. RPI	
Average RPI Loss:	126										
DIV. I ONLY	2-6-1	.27778	269	2-6-1	236	163	271	.40937	272	12	12
DIV. I NON-CONF.	2-6-1	.27778	269	2-6-1	233	164	270	.40937	270	12	12
<hr/>											
TOTALS	RPI 1-25	RPI 26-50		W-L RECORDS		RPI 51-100		RPI 101-150		RPI 150+	
2-6-1	0-0-0	0-1-0		OVERALL		0-3-0		0-0-0		2-2-1	
0-4-0	0-0-0	0-1-0		HOME		0-2-0		0-0-0		0-1-0	
0-1-0	0-0-0	0-0-0		AWAY		0-1-0		0-0-0		0-0-0	
2-1-1	0-0-0	0-0-0		NEUTRAL		0-0-0		0-0-0		2-1-1	
2-6-1	0-0-0	0-1-0		NON-CONFERENCE		0-3-0		0-0-0		2-2-1	
0-4-0	0-0-0	0-1-0		HOME		0-2-0		0-0-0		0-1-0	
0-1-0	0-0-0	0-0-		AWAY		0-1-0		0-0-0		0-0-0	
2-1-1	0-0-0	0-0-0		NEUTRAL		0-0-0		0-0-0		2-1-1	
0-0-0	0-0-0	0-0-0		CONFERENCE		0-0-0		0-0-0		0-0-0	
0-0-0	0-0-0	0-0-0		HOME		0-0-0		0-0-0		0-0-0	
0-0-0	0-0-0	0-0-0		AWAY		0-0-0		0-0-0		0-0-0	
0-0-0	0-0-0	0-0-0		NEUTRAL		0-0-0		0-0-0		0-0-0	
<hr/>											
RPI S	Opponent	Score	RPI S	Opponent	Score	RPI S	Opponent	Score	RPI S	Opponent	Score
			40 H	Memphis	0 4	55 H	Miami (FL)	1 2	181 N	Columbia	2 1
			66 H	Arizona	0 1	194 N	Davidson	0 0			
			89 A	Southern California	0 2	197 N	Mississippi St.	1 3			
			310 H	Albany (NY)	0 2						
			318 N	Ark.-Pine Bluff	10 0						
<hr/>											
			LAST 10 GAMES								
			89 A	Southern California	0 2	40 H	Memphis	0 4			
			181 N	Columbia	2 1	194 N	Davidson	0 0			
			318 N	Ark.-Pine Bluff	10 0	66 H	Arizona	0 1			
			55 H	Miami (FL)	1 2	310 H	Albany (NY)	0 2			
			197 N	Mississippi St.	1 3						

Non-Div. I Games:

Fla. Atlantic



Average RPI Win:	266	WON-LOST RECORD	WINNING PCT. RANK	LAST 10 GAMES	STRENGTH OF SCHEDULE	OPP. STRENGTH OF SCHEDULE	TEAM RPI	ADJ RPI	CONF. RPI	ADJ CONF. RPI	
DIV. I ONLY		3-5-1	.38889 217	3-5-1	291	201	275	.40859 273	27	27	
DIV. I NON-CONF.		3-5-1	.38889 217	3-5-1	292	203	273	.40859 272	27	27	
<hr/>											
TOTALS	RPI 1-25	RPI 26-50		W-L RECORDS	RPI 51-100		RPI 101-150		RPI 150+		
3-5-1	0-0-0	0-0-0		OVERALL	0-1-0		0-0-0		3-4-1		
3-2-1	0-0-0	0-0-0		HOME	0-1-0		0-0-0		3-1-1		
0-2-0	0-0-0	0-0-0		AWAY	0-0-0		0-0-0		0-2-0		
0-1-0	0-0-0	0-0-0		NEUTRAL	0-0-0		0-0-0		0-1-0		
<hr/>											
3-5-1	0-0-0	0-0-0		NON-CONFERENCE	0-1-0		0-0-0		3-4-1		
3-2-1	0-0-0	0-0-0		HOME	0-1-0		0-0-0		3-1-1		
0-2-0	0-0-0	0-0-		AWAY	0-0-0		0-0-0		0-2-0		
0-1-0	0-0-0	0-0-0		NEUTRAL	0-0-0		0-0-0		0-1-0		
<hr/>											
0-0-0	0-0-0	0-0-0		CONFERENCE	0-0-0		0-0-0		0-0-0		
0-0-0	0-0-0	0-0-0		HOME	0-0-0		0-0-0		0-0-0		
0-0-0	0-0-0	0-0-0		AWAY	0-0-0		0-0-0		0-0-0		
0-0-0	0-0-0	0-0-0		NEUTRAL	0-0-0		0-0-0		0-0-0		
<hr/>											
RPI S	Opponent	Score	RPI S	Opponent	Score	RPI S	Opponent	Score	RPI S	Opponent	Score
						92 H	Colgate	0 1	162 H	Fairleigh Dickinson	1 1
									193 H	Fordham	0 3
									199 A	Providence	0 3
									218 N	Southern Utah	1 3
									250 A	Siena	2 3
									253 H	Bryant	2 1
									271 H	Quinnipiac	1 0
									275 H	Sacred Heart	2 1
<hr/>											
LAST 10 GAMES											
250 A	Siena	2 3	253 H	Bryant	2 1						
193 H	Fordham	0 3	162 H	Fairleigh Dickinson	1 1						
271 H	Quinnipiac	1 0	92 H	Colgate	0 1						
199 A	Providence	0 3	275 H	Sacred Heart	2 1						
218 N	Southern Utah	1 3									

Non-Div. I Games:

Vermont



[illegible]

**Non-Div. I Games:**

Neb. Omaha



[illegible]

**Non-Div. I Games:**

Sacred Heart



Average RPI Win: 276		WON-LOST RECORD		WINNING PCT. RANK		LAST 10 GAMES		STRENGTH OF SCHEDULE		OPP. STRENGTH OF SCHEDULE		TEAM RPI		ADJ RPI		CONF. RPI		ADJ CONF. RPI	
DIV. I ONLY		4-6-0		.4 213		4-6-0		280		268		276		.40588 276		22		22	
DIV. I NON-CONF.		4-6-0		.4 213		4-6-0		280		269		274		.40588 276		21		21	
TOTALS		RPI 1-25		RPI 26-50		W-L RECORDS		RPI 51-100		RPI 101-150		RPI 150+							
4-6-0		0-0-0		0-0-0		OVERALL		0-1-0		0-1-0		4-4-0							
3-1-0		0-0-0		0-0-0		HOME		0-0-0		0-0-0		3-1-0							
1-5-0		0-0-0		0-0-0		AWAY		0-1-0		0-1-0		1-3-0							
0-0-0		0-0-0		0-0-0		NEUTRAL		0-0-0		0-0-0		0-0-0							
4-6-0		0-0-0		0-0-0		NON-CONFERENCE		0-1-0		0-1-0		4-4-0							
3-1-0		0-0-0		0-0-0		HOME		0-0-0		0-0-0		3-1-0							
1-5-0		0-0-0		0-0-		AWAY		0-1-0		0-1-0		1-3-0							
0-0-0		0-0-0		0-0-0		NEUTRAL		0-0-0		0-0-0		0-0-0							
0-0-0		0-0-0		0-0-0		CONFERENCE		0-0-0		0-0-0		0-0-0							
0-0-0		0-0-0		0-0-0		HOME		0-0-0		0-0-0		0-0-0							
0-0-0		0-0-0		0-0-0		AWAY		0-0-0		0-0-0		0-0-0							
0-0-0		0-0-0		0-0-0		NEUTRAL		0-0-0		0-0-0		0-0-0							
RPI	S	Opponent		Score		RPI	S	Opponent		Score		RPI	S	Opponent		Score			

Non-Div. I Games:

Troy



Average RPI Win:		0	WON-LOST		WINNING		LAST 10		STRENGTH OF		OPP. STRENGTH		TEAM		ADJ		CONF.		ADJ CONF.	
Average RPI Loss:		147	RECORD		PCT. RANK		GAMES		SCHEDULE		OF SCHEDULE		RPI		RPI		RPI		RPI	
DIV. I ONLY			0-6-0		0	317	0-6-0		60		274		280		.40587		277		20	
DIV. I NON-CONF.			0-6-0		0	316	0-6-0		57		275		280		.40587		277		19	
TOTALS		RPI 1-25		RPI 26-50		W-L RECORDS		RPI 51-100		RPI 101-150		RPI 150+								
0-6-0		0-0-0		0-0-0		OVERALL		0-2-0		0-0-0		0-4-0								
0-2-0		0-0-0		0-0-0		HOME		0-1-0		0-0-0		0-1-0								
0-4-0		0-0-0		0-0-0		AWAY		0-1-0		0-0-0		0-3-0								
0-0-0		0-0-0		0-0-0		NEUTRAL		0-0-0		0-0-0		0-0-0								
0-6-0		0-0-0		0-0-0		NON-CONFERENCE		0-2-0		0-0-0		0-4-0								
0-2-0		0-0-0		0-0-0		HOME		0-1-0		0-0-0		0-1-0								
0-4-0		0-0-0		0-0-		AWAY		0-1-0		0-0-0		0-3-0								
0-0-0		0-0-0		0-0-0		NEUTRAL		0-0-0		0-0-0		0-0-0								
0-0-0		0-0-0		0-0-0		CONFERENCE		0-0-0		0-0-0		0-0-0								
0-0-0		0-0-0		0-0-0		HOME		0-0-0		0-0-0		0-0-0								
0-0-0		0-0-0		0-0-0		AWAY		0-0-0		0-0-0		0-0-0								
0-0-0		0-0-0		0-0-0		NEUTRAL		0-0-0		0-0-0		0-0-0								
RPI	S	Opponent		Score		RPI	S	Opponent		Score		RPI	S	Opponent		Score				
										</										

Non-Div. I Games:

Bowling Green



Average RPI Win: 0		WON-LOST	WINNING	LAST 10	STRENGTH OF		OPP. STRENGTH	TEAM	ADJ	CONF.	ADJ CONF.
Average RPI Loss: 177		RECORD	PCT. RANK	GAMES	SCHEDULE		OF SCHEDULE	RPI	RPI	RPI	RPI
DIV. I ONLY		0-4-2	.16667	295	0-4-2		125	302	277	.40538	278
DIV. I NON-CONF.		0-4-2	.16667	294	0-4-2		123	302	275	.40538	278
TOTALS		RPI 1-25	RPI 26-50		W-L RECORDS		RPI 51-100		RPI 101-150		RPI 150+
0-4-2	0-0-0	0-1-0		OVERALL		0-1-0		0-0-0		0-2-2	
0-1-0	0-0-0	0-0-0		HOME		0-0-0		0-0-0		0-1-0	
0-3-1	0-0-0	0-0-0		AWAY		0-0-0		0-0-0		0-0-0	
0-0-1	0-0-0	0-0-0		NEUTRAL		0-0-0		0-0-0		0-0-1	
0-4-2	0-0-0	0-1-0		NON-CONFERENCE		0-1-0		0-0-0		0-2-2	
0-1-0	0-0-0	0-0-0		HOME		0-0-0		0-0-0		0-1-0	
0-3-1	0-0-0	0-0-		AWAY		0-1-0		0-0-0		0-1-1	
0-0-1	0-0-0	0-0-0		NEUTRAL		0-0-0		0-0-0		0-0-1	
0-0-0	0-0-0	0-0-0		CONFERENCE		0-0-0		0-0-0		0-0-0	
0-0-0	0-0-0	0-0-0		HOME		0-0-0		0-0-0		0-0-0	
0-0-0	0-0-0	0-0-0		AWAY		0-0-0		0-0-0		0-0-0	
0-0-0	0-0-0	0-0-0		NEUTRAL		0-0-0		0-0-0		0-0-0	
RPI S	Opponent	Score		RPI S	Opponent	Score		RPI S	Opponent	Score	
				31 A	Texas Tech	0 6		85 A	SMU	0 4	



Average RPI Win:		240	WON-LOST RECORD		WINNING PCT. RANK		LAST 10 GAMES		STRENGTH OF SCHEDULE		OPP. STRENGTH OF SCHEDULE		TEAM RPI		ADJ RPI		CONF. RPI		ADJ CONF. RPI	
Average RPI Loss:		232																		
DIV. I ONLY			3-4-0		.42857 205		3-4-0		300		257		278		.40435 279		26		25	
DIV. I NON-CONF.			3-4-0		.42857 204		3-4-0		298		259		277		.40435 279		26		25	
TOTALS		RPI 1-25		RPI 26-50		W-L RECORDS		RPI 51-100		RPI 101-150		RPI 150+								
3-4-0		0-0-0		0-0-0		OVERALL		0-0-0		0-0-0		3-4-0								
2-0-0		0-0-0		0-0-0		HOME		0-0-0		0-0-0		2-0-0								
1-4-0		0-0-0		0-0-0		AWAY		0-0-0		0-0-0		1-4-0								
0-0-0		0-0-0		0-0-0		NEUTRAL		0-0-0		0-0-0		0-0-0								
3-4-0		0-0-0		0-0-0		NON-CONFERENCE		0-0-0		0-0-0		3-4-0								
2-0-0		0-0-0		0-0-0		HOME		0-0-0		0-0-0		2-0-0								
1-4-0		0-0-0		0-0-		AWAY		0-0-0		0-0-0		1-4-0								
0-0-0		0-0-0		0-0-0		NEUTRAL		0-0-0		0-0-0		0-0-0								
0-0-0		0-0-0		0-0-0		CONFERENCE		0-0-0		0-0-0		0-0-0								
0-0-0		0-0-0		0-0-0		HOME		0-0-0		0-0-0		0-0-0								
0-0-0		0-0-0		0-0-0		AWAY		0-0-0		0-0-0		0-0-0								
0-0-0		0-0-0		0-0-0		NEUTRAL		0-0-0		0-0-0		0-0-0								
RPI	S	Opponent		Score		RPI	S	Opponent		Score		RPI	S	Opponent		Score				
												152	A	Wofford		0	1			
												184	H	Eastern Ky.		2	1			
												222	A	Appalachian St.		0	2			
												235	H	USC Upstate		2	0			
												259	A	Chattanooga		1	2			
												295	A	South Carolina St.		0	1			
												302	A	Alabama St.		3	2			
LAST 10 GAMES																				
222 A Appalachian St.						0	2	295 A South Carolina St.						0	1					
152 A Wofford						0	1	302 A Alabama St.						3	2					
235 H USC Upstate						2	0	259 A Chattanooga						1	2					
184 H Eastern Ky.						2	1													

<b>Non-Div. I Games:</b>	<b>Mars Hill</b>	<b>1</b>	<b>0</b>
--------------------------	------------------	----------	----------

UNC Asheville



Average RPI Win: 246		WON-LOST RECORD		WINNING PCT. RANK		LAST 10 GAMES		STRENGTH OF SCHEDULE		OPP. STRENGTH OF SCHEDULE		TEAM RPI		ADJ RPI		CONF. RPI		ADJ CONF. RPI	
DIV. I ONLY		2-4-1		.35714 233		2-4-1		260		276		282		.40334 280		28		28	
DIV. I NON-CONF.		2-4-1		.35714 236		2-4-1		260		277		282		.40334 280		28		28	
TOTALS		RPI 1-25		RPI 26-50		W-L RECORDS		RPI 51-100		RPI 101-150		RPI 150+							
2-4-1		0-0-0		0-0-0		OVERALL		0-0-0		0-0-1		2-4-0							
1-0-1		0-0-0		0-0-0		HOME		0-0-0		0-0-1		1-0-0							
0-3-0		0-0-0		0-0-0		AWAY		0-0-0		0-0-0		0-3-0							
1-1-0		0-0-0		0-0-0		NEUTRAL		0-0-0		0-0-0		1-1-0							
2-4-1		0-0-0		0-0-0		NON-CONFERENCE		0-0-0		0-0-1		2-4-0							
1-0-1		0-0-0		0-0-0		HOME		0-0-0		0-0-1		1-0-0							
0-3-0		0-0-0		0-0-		AWAY		0-0-0		0-0-0		0-3-0							
1-1-0		0-0-0		0-0-0		NEUTRAL		0-0-0		0-0-0		1-1-0							
0-0-0		0-0-0		0-0-0		CONFERENCE		0-0-0		0-0-0		0-0-0							
0-0-0		0-0-0		0-0-0		HOME		0-0-0		0-0-0		0-0-0							
0-0-0		0-0-0		0-0-0		AWAY		0-0-0		0-0-0		0-0-0							
0-0-0		0-0-0		0-0-0		NEUTRAL		0-0-0		0-0-0		0-0-0							
RPI	S	Opponent		Score	RPI	S	Opponent		Score	RPI	S	Opponent		Score	RPI	S	Opponent		Score
										124	H	Western Ky.		1					1
										156	A	Evansville		0					3
										189	N	Toledo		3					2
										204	A	Miami (OH)		0					5
										240	A	Lipscomb		0					4
										270	N	North Dakota St.		0					2
										302	H	Alabama St.		3					0



Average RPI Win:	218	WON-LOST RECORD	WINNING PCT. RANK	LAST 10 GAMES	STRENGTH OF SCHEDULE	OPP. STRENGTH OF SCHEDULE	TEAM RPI	ADJ RPI	CONF. RPI	ADJ CONF. RPI	
Average RPI Loss:	176										
DIV. I ONLY	2-6-1	.27778	269	2-6-1	232	230	281	.40322	281	25	26
DIV. I NON-CONF.	2-6-1	.27778	269	2-6-1	227	231	281	.40322	281	25	26
<hr/>											
TOTALS	RPI 1-25	RPI 26-50		W-L RECORDS	RPI 51-100		RPI 101-150		RPI 150+		
2-6-1	0-0-0	0-0-0		OVERALL	0-1-0		1-1-0		1-4-1		
1-2-0	0-0-0	0-0-0		HOME	0-0-0		1-0-0		0-2-0		
1-3-1	0-0-0	0-0-0		AWAY	0-1-0		0-1-0		1-1-1		
0-1-0	0-0-0	0-0-0		NEUTRAL	0-0-0		0-0-0		0-1-0		
<hr/>											
2-6-1	0-0-0	0-0-0		NON-CONFERENCE	0-1-0		1-1-0		1-4-1		
1-2-0	0-0-0	0-0-0		HOME	0-0-0		1-0-0		0-2-0		
1-3-1	0-0-0	0-0-		AWAY	0-1-0		0-1-0		1-1-1		
0-1-0	0-0-0	0-0-0		NEUTRAL	0-0-0		0-0-0		0-1-0		
<hr/>											
0-0-0	0-0-0	0-0-0		CONFERENCE	0-0-0		0-0-0		0-0-0		
0-0-0	0-0-0	0-0-0		HOME	0-0-0		0-0-0		0-0-0		
0-0-0	0-0-0	0-0-0		AWAY	0-0-0		0-0-0		0-0-0		
0-0-0	0-0-0	0-0-0		NEUTRAL	0-0-0		0-0-0		0-0-0		
<hr/>											
RPI	S	Opponent	Score	RPI	S	Opponent	Score	RPI	S	Opponent	Score
								79	A	Delaware	0 2
								115	A	UNLV	2 3
								121	H	Seton Hall	1 0
								154	H	Saint Joseph's	0 1
								221	A	Harvard	0 1
								239	N	New Mexico St.	0 1
								247	H	Towson	0 3
								255	A	Marist	1 1
								315	A	Saint Peter's	5 1
<hr/>											
				LAST 10 GAMES							
247 H Towson				0 3	255 A Marist				1 1		
79 A Delaware				0 2	115 A UNLV				2 3		
221 A Harvard				0 1	239 N New Mexico St.				0 1		
315 A Saint Peter's				5 1	121 H Seton Hall				1 0		
					154 H Saint Joseph's				0 1		

Non-Div. I Games:

LIU Brooklyn



Average RPI Win: 270		WON-LOST	WINNING	LAST 10	STRENGTH OF		OPP. STRENGTH	TEAM	ADJ	CONF.	ADJ CONF.						
Average RPI Loss: 173		RECORD	PCT. RANK	GAMES	SCHEDULE		OF SCHEDULE	RPI	RPI	RPI	RPI						
DIV. I ONLY		1-8-1	.15	299	1-8-1		130	285	279	.4013	282	21	21				
DIV. I NON-CONF.		1-8-1	.15	299	1-8-1		125	286	279	.4013	282	20	20				
TOTALS		RPI 1-25		RPI 26-50		W-L RECORDS		RPI 51-100		RPI 101-150		RPI 150+					
1-8-1		0-0-0		0-0-0		OVERALL		0-2-0		0-2-0		1-4-1					
1-1-1		0-0-0		0-0-0		HOME		0-1-0		0-0-0		1-0-1					
0-5-0		0-0-0		0-0-0		AWAY		0-0-0		0-2-0		0-3-0					
0-2-0		0-0-0		0-0-0		NEUTRAL		0-1-0		0-0-0		0-1-0					
1-8-1		0-0-0		0-0-0		NON-CONFERENCE		0-2-0		0-2-0		1-4-1					
1-1-1		0-0-0		0-0-0		HOME		0-1-0		0-0-0		1-0-1					
0-5-0		0-0-0		0-0-		AWAY		0-0-0		0-2-0		0-3-0					
0-2-0		0-0-0		0-0-0		NEUTRAL		0-1-0		0-0-0		0-1-0					
0-0-0		0-0-0		0-0-0		CONFERENCE		0-0-0		0-0-0		0-0-0					
0-0-0		0-0-0		0-0-0		HOME		0-0-0		0-0-0		0-0-0					
0-0-0		0-0-0		0-0-0		AWAY		0-0-0		0-0-0		0-0-0					
0-0-0		0-0-0		0-0-0		NEUTRAL		0-0-0		0-0-0		0-0-0					
RPI	S	Opponent		Score		RPI	S	Opponent		Score		RPI	S	Opponent		Score	



Average RPI Win:	0	WON-LOST	WINNING	LAST 10	STRENGTH OF	OPP. STRENGTH	TEAM	ADJ	CONF.	ADJ CONF.	
Average RPI Loss:	161	RECORD	PCT. RANK	GAMES	SCHEDULE	OF SCHEDULE	RPI	RPI	RPI	RPI	
DIV. I ONLY	0-6-1	.07143	312	0-6-1	102	279	283	.4004	283	12	12
DIV. I NON-CONF.	0-6-1	.07143	311	0-6-1	98	280	283	.4004	283	12	12
<hr/>											
TOTALS	RPI 1-25	RPI 26-50		W-L RECORDS		RPI 51-100		RPI 101-150		RPI 150+	
0-6-1	0-0-0	0-0-0		OVERALL		0-1-0		0-1-1		0-4-0	
0-2-1	0-0-0	0-0-0		HOME		0-0-0		0-0-1		0-2-0	
0-2-0	0-0-0	0-0-0		AWAY		0-0-0		0-1-0		0-1-0	
0-2-0	0-0-0	0-0-0		NEUTRAL		0-1-0		0-0-0		0-1-0	
<hr/>											
0-6-1	0-0-0	0-0-0		NON-CONFERENCE		0-1-0		0-1-1		0-4-0	
0-2-1	0-0-0	0-0-0		HOME		0-0-0		0-0-1		0-2-0	
0-2-0	0-0-0	0-0-		AWAY		0-0-0		0-1-0		0-1-0	
0-2-0	0-0-0	0-0-0		NEUTRAL		0-1-0		0-0-0		0-1-0	
<hr/>											
0-0-0	0-0-0	0-0-0		CONFERENCE		0-0-0		0-0-0		0-0-0	
0-0-0	0-0-0	0-0-0		HOME		0-0-0		0-0-0		0-0-0	
0-0-0	0-0-0	0-0-0		AWAY		0-0-0		0-0-0		0-0-0	
0-0-0	0-0-0	0-0-0		NEUTRAL		0-0-0		0-0-0		0-0-0	
<hr/>											
RPI	S	Opponent	Score	RPI	S	Opponent	Score	RPI	S	Opponent	Score
								</			

Non-Div. I Games:

Old Dominion



[illegible]

<b>Non-Div. I Games:</b>	<b>Delta St.</b>	<b>2</b>	<b>0</b>
--------------------------	------------------	----------	----------

Mississippi Val.



Average RPI Win: 313		WON-LOST RECORD	WINNING PCT. RANK		LAST 10 GAMES	STRENGTH OF SCHEDULE	OPP. STRENGTH OF SCHEDULE	TEAM RPI	ADJ RPI		CONF. RPI	ADJ CONF. RPI
Average RPI Loss: 176												
DIV. I ONLY		2-5-2	.33333	240	2-5-2	254	278	284	.39819	285	29	29
DIV. I NON-CONF.		1-5-2	.25	276	1-5-2	238	256	290	.38908	290	29	29
<hr/>												
TOTALS		RPI 1-25		RPI 26-50		W-L RECORDS		RPI 51-100		RPI 101-150		RPI 150+
2-5-2		0-0-0		0-0-0		OVERALL		0-1-0		0-0-0		2-4-2
2-1-1		0-0-0		0-0-0		HOME		0-0-0		0-0-0		2-1-1
0-4-1		0-0-0		0-0-0		AWAY		0-1-0		0-0-0		0-3-1
0-0-0		0-0-0		0-0-0		NEUTRAL		0-0-0		0-0-0		0-0-0
<hr/>												
1-5-2		0-0-0		0-0-0		NON-CONFERENCE		0-1-0		0-0-0		1-4-2
1-1-1		0-0-0		0-0-0		HOME		0-0-0		0-0-0		1-1-1
0-4-1		0-0-0		0-0-		AWAY		0-1-0		0-0-0		0-3-1
0-0-0		0-0-0		0-0-0		NEUTRAL		0-0-0		0-0-0		0-0-0
<hr/>												
1-0-0		0-0-0		0-0-0		CONFERENCE		0-0-0		0-0-0		1-0-0
1-0-0		0-0-0		0-0-0		HOME		0-0-0		0-0-0		1-0-0
0-0-0		0-0-0		0-0-0		AWAY		0-0-0		0-0-0		0-0-0
0-0-0		0-0-0		0-0-0		NEUTRAL		0-0-0		0-0-0		0-0-0
<hr/>												
RPI	S	Opponent	Score	RPI	S	Opponent	Score	RPI	S	Opponent	Score	
						76 A	Navy	0	3	162 A	Fairleigh Dickinson	0 1
										188 H	Hartford	1 1
										193 A	Fordham	0 1
										202 H	Binghamton	0 1
										247 A	Towson	0 3
										265 A	Mt. St. Mary's	1 1
										310 H	Albany (NY)	2 1
										316 H	Canisius	1 0
<hr/>												
LAST 10 GAMES												
						316 H	Canisius	1	0	265 A	Mt. St. Mary's	1 1
						76 A	Navy	0	3	193 A	Fordham	0 1
						247 A	Towson	0	3	310 H	Albany (NY)	2 1
						162 A	Fairleigh Dickinson	0	1	202 H	Binghamton	0 1
										188 H	Hartford	1 1

Non-Div. I Games:

Iona



Average RPI Win: 286		WON-LOST RECORD	WINNING PCT. RANK		LAST 10 GAMES	STRENGTH OF SCHEDULE	OPP. STRENGTH OF SCHEDULE	TEAM RPI	ADJ RPI		CONF. RPI	ADJ CONF. RPI					
Average RPI Loss: 141																	
DIV. I ONLY		2-5-0	.28571	265	2-5-0	285	130	286	.39271	286	18	18					
DIV. I NON-CONF.		2-5-0	.28571	263	2-5-0	285	129	285	.39271	285	18	18					
<hr/>																	
TOTALS		RPI 1-25		RPI 26-50		W-L RECORDS		RPI 51-100		RPI 101-150		RPI 150+					
2-5-0		0-1-0		0-0-0		OVERALL		0-1-0		0-0-0		2-3-0					
1-1-0		0-0-0		0-0-0		HOME		0-0-0		0-0-0		1-1-0					
1-4-0		0-1-0		0-0-0		AWAY		0-1-0		0-0-0		1-2-0					
0-0-0		0-0-0		0-0-0		NEUTRAL		0-0-0		0-0-0		0-0-0					
2-5-0		0-1-0		0-0-0		NON-CONFERENCE		0-1-0		0-0-0		2-3-0					
1-1-0		0-0-0		0-0-0		HOME		0-0-0		0-0-0		1-1-0					
1-4-0		0-1-0		0-0-		AWAY		0-1-0		0-0-0		1-2-0					
0-0-0		0-0-0		0-0-0		NEUTRAL		0-0-0		0-0-0		0-0-0					
0-0-0		0-0-0		0-0-0		CONFERENCE		0-0-0		0-0-0		0-0-0					
0-0-0		0-0-0		0-0-0		HOME		0-0-0		0-0-0		0-0-0					
0-0-0		0-0-0		0-0-0		AWAY		0-0-0		0-0-0		0-0-0					
0-0-0		0-0-0		0-0-0		NEUTRAL		0-0-0		0-0-0		0-0-0					
RPI	S	Opponent		Score		RPI	S	Opponent		Score		RPI	S	Opponent		Score	
19	A	UCF		0 4								81	A	Eastern Mich.		1 5	
												153	A	Detroit		0 4	
												187	H	FIU		0 2	
												267	A	Ga. Southern		1 2	
												276	H	Troy		2 1	
												295	A	South Carolina St.		1 0	

Non-Div. I Games: Embry-Riddle (FL) 0 0

Stetson



Average RPI Win: 273		WON-LOST RECORD	WINNING PCT. RANK		LAST 10 GAMES	STRENGTH OF SCHEDULE		OPP. STRENGTH OF SCHEDULE	TEAM RPI	ADJ RPI		CONF. RPI	ADJ CONF. RPI
Average RPI Loss: 205													
DIV. I ONLY		3-6-0	.33333	240	3-6-0	253		306	290	.39251	287	29	29
DIV. I NON-CONF.		3-5-0	.375	226	3-5-0	251		305	278	.40592	275	29	29
TOTALS		RPI 1-25	RPI 26-50		W-L RECORDS	RPI 51-100		RPI 101-150		RPI 150+			
3-6-0	0-0-0		0-0-0		OVERALL	0-0-0		0-1-0		3-5-0			
2-2-0	0-0-0		0-0-0		HOME	0-0-0		0-0-0		2-2-0			
1-4-0	0-0-0		0-0-0		AWAY	0-0-0		0-1-0		1-3-0			
0-0-0	0-0-0		0-0-0		NEUTRAL	0-0-0		0-0-0		0-0-0			
3-5-0	0-0-0		0-0-0		NON-CONFERENCE	0-0-0		0-1-0		3-4-0			
2-2-0	0-0-0		0-0-0		HOME	0-0-0		0-0-0		2-2-0			
1-3-0	0-0-0		0-0-		AWAY	0-0-0		0-1-0		1-2-0			
0-0-0	0-0-0		0-0-0		NEUTRAL	0-0-0		0-0-0		0-0-0			
0-1-0	0-0-0		0-0-0		CONFERENCE	0-0-0		0-0-0		0-1-0			
0-0-0	0-0-0		0-0-0		HOME	0-0-0		0-0-0		0-0-0			
0-1-0	0-0-0		0-0-0		AWAY	0-0-0		0-0-0		0-1-0			
0-0-0	0-0-0		0-0-0		NEUTRAL	0-0-0		0-0-0		0-0-0			
RPI	S	Opponent	Score	RPI	S	Opponent	Score	RPI	S	Opponent	Score		
										134 A	Wagner	1	2
										181 H	Columbia	2	3
										193 H	Fordham	2	1
										197 A	Lafayette	1	2
										202 H	Binghamton	0	1
										255 A	Marist	0	1
										261 A	Rhode Island	1	3
										300 A	Holy Cross	1	0
										327 H	Delaware St.	2	0
LAST 10 GAMES													
			327 H	Delaware St.	2	0	255 A	Marist	0	1			
			134 A	Wagner	1	2	202 H	Binghamton	0	1			
			261 A	Rhode Island	1	3	197 A	Lafayette	1	2			
			181 H	Columbia	2	3	193 H	Fordham	2	1			
			300 A	Holy Cross	1	0							

Non-Div. I Games:

Manhattan



Average RPI Win:	248	WON-LOST	WINNING	LAST 10	STRENGTH OF	OPP. STRENGTH	TEAM	ADJ	CONF.	ADJ CONF.	
Average RPI Loss:	203	RECORD	PCT. RANK	GAMES	SCHEDULE	OF SCHEDULE	RPI	RPI	RPI	RPI	
DIV. I ONLY	2-5-1	.3125	258	2-5-1	270	242	288	.39132	288	27	27
DIV. I NON-CONF.	2-5-1	.3125	256	2-5-1	270	243	288	.39132	287	27	27
<hr/>											
TOTALS	RPI 1-25	RPI 26-50		W-L RECORDS		RPI 51-100		RPI 101-150		RPI 150+	
2-5-1	0-0-0	0-0-0		OVERALL		0-1-0		0-0-0		2-4-1	
0-2-1	0-0-0	0-0-0		HOME		0-0-0		0-0-0		0-2-1	
1-2-0	0-0-0	0-0-0		AWAY		0-0-0		0-0-0		1-2-0	
1-1-0	0-0-0	0-0-0		NEUTRAL		0-1-0		0-0-0		1-0-0	
2-5-1	0-0-0	0-0-0		NON-CONFERENCE		0-1-0		0-0-0		2-4-1	
0-2-1	0-0-0	0-0-0		HOME		0-0-0		0-0-0		0-2-1	
1-2-0	0-0-0	0-0-		AWAY		0-0-0		0-0-0		1-2-0	
1-1-0	0-0-0	0-0-0		NEUTRAL		0-1-0		0-0-0		1-0-0	
0-0-0	0-0-0	0-0-0		CONFERENCE		0-0-0		0-0-0		0-0-0	
0-0-0	0-0-0	0-0-0		HOME		0-0-0		0-0-0		0-0-0	
0-0-0	0-0-0	0-0-0		AWAY		0-0-0		0-0-0		0-0-0	
0-0-0	0-0-0	0-0-0		NEUTRAL		0-0-0		0-0-0		0-0-0	
RPI	S	Opponent	Score	RPI	S	Opponent	Score	RPI	S	Opponent	Score
		</									

Non-Div. I Games:

New Hampshire



Average RPI Win:	275	WON-LOST RECORD	WINNING PCT. RANK		LAST 10 GAMES	STRENGTH OF SCHEDULE		OPP. STRENGTH OF SCHEDULE		TEAM RPI	ADJ RPI		CONF. RPI	ADJ CONF. RPI	
Average RPI Loss:	203		2-4-1	.35714	233	2-4-1	283	297	291	.39001	289	32	32		
DIV. I ONLY		2-4-1	.35714	236	2-4-1	282	298	289	.39001	288	32	32			
DIV. I NON-CONF.		2-4-1	.35714	236	2-4-1	282	298	289	.39001	288	32	32			
TOTALS		RPI 1-25		RPI 26-50		W-L RECORDS		RPI 51-100		RPI 101-150		RPI 150+			
2-4-1		0-0-0		0-0-0		OVERALL		0-0-0		0-2-0		2-2-1			
2-2-0		0-0-0		0-0-0		HOME		0-0-0		0-1-0		2-1-0			
0-2-1		0-0-0		0-0-0		AWAY		0-0-0		0-1-0		0-1-1			
0-0-0		0-0-0		0-0-0		NEUTRAL		0-0-0		0-0-0		0-0-0			
2-4-1		0-0-0		0-0-0		NON-CONFERENCE		0-0-0		0-2-0		2-2-1			
2-2-0		0-0-0		0-0-0		HOME		0-0-0		0-1-0		2-1-0			
0-2-1		0-0-0		0-0-		AWAY		0-0-0		0-1-0		0-1-1			
0-0-0		0-0-0		0-0-0		NEUTRAL		0-0-0		0-0-0		0-0-0			
0-0-0		0-0-0		0-0-0		CONFERENCE		0-0-0		0-0-0		0-0-0			
0-0-0		0-0-0		0-0-0		HOME		0-0-0		0-0-0		0-0-0			
0-0-0		0-0-0		0-0-0		AWAY		0-0-0		0-0-0		0-0-0			
0-0-0		0-0-0		0-0-0		NEUTRAL		0-0-0		0-0-0		0-0-0			
RPI	S	Opponent	Score	RPI	S	Opponent	Score	RPI	S	Opponent	Score	RPI	S	Opponent	Score
												134	H	Wagner	2 3
												146	A	UMBC	0 3
												210	H	American	0 1
												226	H	Robert Morris	1 0
												234	A	Longwood	0 0
												320	A	Prairie View	0 2
												323	H	VMI	2 0
LAST 10 GAMES															
						323	H	VMI	2	0		320	A	Prairie View	0 2
						210	H	American	0	1		146	A	UMBC	0 3
						234	A	Longwood	0	0		226	H	Robert Morris	1 0
												134	H	Wagner	2 3

Non-Div. I Games:

Howard



Average RPI Win: 268		WON-LOST RECORD		WINNING PCT. RANK		LAST 10 GAMES		STRENGTH OF SCHEDULE		OPP. STRENGTH OF SCHEDULE		TEAM RPI		ADJ RPI		CONF. RPI		ADJ CONF. RPI	
DIV. I ONLY		1-6-0		.14286 301		0-0-0		124		323		289		.38945 290		19		19	
DIV. I NON-CONF.		1-4-0		.2 292		0-0-0		289		307		316		.34273 317		23		23	
TOTALS		RPI 1-25		RPI 26-50		W-L RECORDS		RPI 51-100		RPI 101-150		RPI 150+							
1-6-0		0-0-0		0-0-0		OVERALL		0-0-0		0-2-0		1-4-0							
0-4-0		0-0-0		0-0-0		HOME		0-0-0		0-1-0		0-3-0							
1-1-0		0-0-0		0-0-0		AWAY		0-0-0		0-0-0		1-0-0							
0-1-0		0-0-0		0-0-0		NEUTRAL		0-0-0		0-1-0		0-0-0							
1-4-0		0-0-0		0-0-0		NON-CONFERENCE		0-0-0		0-1-0		1-3-0							
0-2-0		0-0-0		0-0-0		HOME		0-0-0		0-0-0		0-2-0							
1-1-0		0-0-0		0-0-		AWAY		0-0-0		0-0-0		1-1-0							
0-1-0		0-0-0		0-0-0		NEUTRAL		0-0-0		0-1-0		0-0-0							
0-2-0		0-0-0		0-0-0		CONFERENCE		0-0-0		0-1-0		0-1-0							
0-2-0		0-0-0		0-0-0		HOME		0-0-0		0-1-0		0-1-0							
0-0-0		0-0-0		0-0-0		AWAY		0-0-0		0-0-0		0-0-0							
0-0-0		0-0-0		0-0-0		NEUTRAL		0-0-0		0-0-0		0-0-0							
RPI	S	Opponent		Score	RPI	S	Opponent		Score	RPI	S	Opponent		Score					

Non-Div. I Games: Dallas Baptist

3 4

A&amp;M-Corpus Christi



Average RPI Win:	310	WON-LOST	WINNING	LAST 10	STRENGTH OF	OPP. STRENGTH	TEAM	ADJ	CONF.	ADJ CONF.	
Average RPI Loss:	104	RECORD	PCT. RANK	GAMES	SCHEDULE	OF SCHEDULE	RPI	RPI	RPI	RPI	
DIV. I ONLY		3-3-0	.5 145	3-3-0	327	76	294	.38929	291	26 25	
DIV. I NON-CONF.		3-3-0	.5 148	3-3-0	326	69	292	.38929	289	26 25	
<hr/>											
TOTALS	RPI 1-25	RPI 26-50		W-L RECORDS	RPI 51-100		RPI 101-150		RPI 150+		
3-3-0	0-0-0	0-1-0		OVERALL	0-1-0		0-0-0		3-1-0		
1-0-0	0-0-0	0-0-0		HOME	0-0-0		0-0-0		1-0-0		
1-2-0	0-0-0	0-1-0		AWAY	0-1-0		0-0-0		1-0-0		
1-1-0	0-0-0	0-0-0		NEUTRAL	0-0-0		0-0-0		1-1-0		
3-3-0	0-0-0	0-1-0		NON-CONFERENCE	0-1-0		0-0-0		3-1-0		
1-0-0	0-0-0	0-0-0		HOME	0-0-0		0-0-0		1-0-0		
1-2-0	0-0-0	0-0-		AWAY	0-1-0		0-0-0		1-0-0		
1-1-0	0-0-0	0-0-0		NEUTRAL	0-0-0		0-0-0		1-1-0		
0-0-0	0-0-0	0-0-0		CONFERENCE	0-0-0		0-0-0		0-0-0		
0-0-0	0-0-0	0-0-0		HOME	0-0-0		0-0-0		0-0-0		
0-0-0	0-0-0	0-0-0		AWAY	0-0-0		0-0-0		0-0-0		
0-0-0	0-0-0	0-0-0		NEUTRAL	0-0-0		0-0-0		0-0-0		
RPI S	Opponent	Score	RPI S	Opponent	Score	RPI S	Opponent	Score	RPI S	Opponent	Score
			49 A	Marshall	0 3	78 A	VCU	0 4	186 N	Richmond	0 2
									290 A	A&M-Corpus Christi	2 1
									317 N	Texas Southern	4 3
									324 H	Francis Marion	3 2
<hr/>											
LAST 10 GAMES											
			78 A	VCU	0 4	49 A	Marshall	0 3			
			186 N	Richmond	0 2						
			324 H	Francis Marion	3 2						
			290 A	A&M-Corpus Christi	2 1						
			317 N	Texas Southern	4 3						

Non-Div. I Games: Mount Olive 6 0

Campbell



Average RPI Win: 274		WON-LOST RECORD		WINNING PCT. RANK		LAST 10 GAMES		STRENGTH OF SCHEDULE		OPP. STRENGTH OF SCHEDULE		TEAM RPI		ADJ RPI		CONF. RPI		ADJ CONF. RPI	
DIV. I ONLY		4-5-1		.45 179		4-5-1		319		228		295		.38838 292		23		23	
DIV. I NON-CONF.		4-5-1		.45 186		4-5-1		318		229		293		.38838 291		22		22	
TOTALS		RPI 1-25		RPI 26-50		W-L RECORDS		RPI 51-100		RPI 101-150		RPI 150+							
4-5-1		0-0-0		0-0-0		OVERALL		0-0-0		0-1-0		4-4-1							
1-1-0		0-0-0		0-0-0		HOME		0-0-0		0-0-0		1-1-0							
2-4-1		0-0-0		0-0-0		AWAY		0-0-0		0-1-0		2-3-1							
1-0-0		0-0-0		0-0-0		NEUTRAL		0-0-0		0-0-0		1-0-0							
4-5-1		0-0-0		0-0-0		NON-CONFERENCE		0-0-0		0-1-0		4-4-1							
1-1-0		0-0-0		0-0-0		HOME		0-0-0		0-0-0		1-1-0							
2-4-1		0-0-0		0-0-		AWAY		0-0-0		0-1-0		2-3-1							
1-0-0		0-0-0		0-0-0		NEUTRAL		0-0-0		0-0-0		1-0-0							
0-0-0		0-0-0		0-0-0		CONFERENCE		0-0-0		0-0-0		0-0-0							
0-0-0		0-0-0		0-0-0		HOME		0-0-0		0-0-0		0-0-0							
0-0-0		0-0-0		0-0-0		AWAY		0-0-0		0-0-0		0-0-0							
0-0-0		0-0-0		0-0-0		NEUTRAL		0-0-0		0-0-0		0-0-0							
RPI	S	Opponent		Score	RPI	S	Opponent		Score	RPI	S	Opponent		Score					

Non-Div. I Games:

Western Ill.



Average RPI Win:	160	WON-LOST	WINNING	LAST 10	STRENGTH OF	OPP. STRENGTH	TEAM	ADJ	CONF.	ADJ CONF.	
Average RPI Loss:	179	RECORD	PCT. RANK	GAMES	SCHEDULE	OF SCHEDULE	RPI	RPI	RPI	RPI	
DIV. I ONLY		1-8-0	.11111 307	1-8-0	154	259	292	.3874 293	29	29	
DIV. I NON-CONF.		1-7-0	.125 304	1-7-0	201	263	299	.36805 301	29	29	
<hr/>											
TOTALS	RPI 1-25	RPI 26-50		W-L RECORDS	RPI 51-100		RPI 101-150		RPI 150+		
1-8-0	0-0-0	0-0-0		OVERALL	0-2-0		0-1-0		1-5-0		
0-4-0	0-0-0	0-0-0		HOME	0-1-0		0-0-0		0-3-0		
1-3-0	0-0-0	0-0-0		AWAY	0-1-0		0-0-0		1-2-0		
0-1-0	0-0-0	0-0-0		NEUTRAL	0-0-0		0-1-0		0-0-0		
<hr/>											
1-7-0	0-0-0	0-0-0		NON-CONFERENCE	0-1-0		0-1-0		1-5-0		
0-3-0	0-0-0	0-0-0		HOME	0-0-0		0-0-0		0-3-0		
1-3-0	0-0-0	0-0-		AWAY	0-1-0		0-0-0		1-2-0		
0-1-0	0-0-0	0-0-0		NEUTRAL	0-0-0		0-1-0		0-0-0		
<hr/>											
0-1-0	0-0-0	0-0-0		CONFERENCE	0-1-0		0-0-0		0-0-0		
0-1-0	0-0-0	0-0-0		HOME	0-1-0		0-0-0		0-0-0		
0-0-0	0-0-0	0-0-0		AWAY	0-0-0		0-0-0		0-0-0		
0-0-0	0-0-0	0-0-0		NEUTRAL	0-0-0		0-0-0		0-0-0		
<hr/>											
RPI S	Opponent	Score	RPI S	Opponent	Score	RPI S	Opponent	Score	RPI S	Opponent	Score
						63 A	South Fla.	0 3	142 N	Jacksonville	2 3
						64 H	Monmouth	0 1	160 A	Buffalo	2 1
									164 H	Ohio	1 2
									202 A	Binghamton	1 3
									226 A	Robert Morris	1 2
									257 H	Duquesne	0 1
									313 H	Youngstown St.	1 2
<hr/>											
			LAST 10 GAMES								
			164 H	Ohio	1 2	64 H	Monmouth	0 1			
			63 A	South Fla.	0 3	160 A	Buffalo	2 1			
			142 N	Jacksonville	2 3	257 H	Duquesne	0 1			
			226 A	Robert Morris	1 2	202 A	Binghamton	1 3			
			313 H	Youngstown St.	1 2						

Non-Div. I Games:

Niagara



Average RPI Win: 292		WON-LOST	WINNING	LAST 10	STRENGTH OF		OPP. STRENGTH	TEAM	ADJ		CONF.	ADJ CONF.
Average RPI Loss: 209		RECORD	PCT. RANK	GAMES	SCHEDULE		OF SCHEDULE	RPI	RPI		RPI	RPI
DIV. I ONLY		2-5-1	.3125	258	2-5-1		271	273	293		26	25
DIV. I NON-CONF.		2-5-1	.3125	256	2-5-1		271	274	291		26	25
TOTALS		RPI 1-25	RPI 26-50		W-L RECORDS		RPI 51-100		RPI 101-150		RPI 150+	
2-5-1		0-0-0	0-0-0		OVERALL		0-1-0		0-0-0		2-4-1	
1-2-1		0-0-0	0-0-0		HOME		0-0-0		0-0-0		1-2-1	
0-3-0		0-0-0	0-0-0		AWAY		0-1-0		0-0-0		0-2-0	
1-0-0		0-0-0	0-0-0		NEUTRAL		0-0-0		0-0-0		1-0-0	
2-5-1		0-0-0	0-0-0		NON-CONFERENCE		0-1-0		0-0-0		2-4-1	
1-2-1		0-0-0	0-0-0		HOME		0-0-0		0-0-0		1-2-1	
0-3-0		0-0-0	0-0-		AWAY		0-1-0		0-0-0		0-2-0	
1-0-0		0-0-0	0-0-0		NEUTRAL		0-0-0		0-0-0		1-0-0	
0-0-0		0-0-0	0-0-0		CONFERENCE		0-0-0		0-0-0		0-0-0	
0-0-0		0-0-0	0-0-0		HOME		0-0-0		0-0-0		0-0-0	
0-0-0		0-0-0	0-0-0		AWAY		0-0-0		0-0-0		0-0-0	
0-0-0		0-0-0	0-0-0		NEUTRAL		0-0-0		0-0-0		0-0-0	
RPI S	Opponent	Score	RPI S	Opponent	Score	RPI S	Opponent	Score	RPI S	Opponent	Score	
						87 A	Charlotte	1 2	152 H	Wofford	1 2	
									172 H	North Florida	1 1	
									235 H	USC Upstate	0 1	
									259 H	Chattanooga	3 0	
									276 A	Troy	1 3	
									295 A	South Carolina St.	0 2	
									324 N	Francis Marion	2 1	
LAST 10 GAMES												
						295 A	South Carolina St.	0 2	276 A	Troy	1 3	
						87 A	Charlotte	1 2	235 H	USC Upstate	0 1	
						172 H	North Florida	1 1	259 H	Chattanooga	3 0	
									152 H	Wofford	1 2	
									324 N	Francis Marion	2 1	

Non-Div. I Games:

Gardner-Webb



Average RPI Win:	273	WON-LOST RECORD	WINNING PCT. RANK	LAST 10 GAMES	STRENGTH OF SCHEDULE	OPP. STRENGTH OF SCHEDULE	TEAM RPI	ADJ RPI	CONF. RPI	ADJ CONF. RPI	
Average RPI Loss:	254										
DIV. I ONLY		5-5-1	.5 145	4-4-1	316	300	287	.38483	295	32 32	
DIV. I NON-CONF.		5-5-1	.5 148	4-4-1	316	301	286	.38483	293	32 32	
<hr/>											
TOTALS	RPI 1-25	RPI 26-50		W-L RECORDS		RPI 51-100		RPI 101-150		RPI 150+	
5-5-1	0-0-0	0-0-0		OVERALL		0-0-0		0-1-0		5-4-1	
3-2-0	0-0-0	0-0-0		HOME		0-0-0		0-1-0		3-1-0	
2-2-0	0-0-0	0-0-0		AWAY		0-0-0		0-0-0		2-2-0	
0-1-1	0-0-0	0-0-0		NEUTRAL		0-0-0		0-0-0		0-1-1	
<hr/>											
5-5-1	0-0-0	0-0-0		NON-CONFERENCE		0-0-0		0-1-0		5-4-1	
3-2-0	0-0-0	0-0-0		HOME		0-0-0		0-1-0		3-1-0	
2-2-0	0-0-0	0-0-		AWAY		0-0-0		0-0-0		2-2-0	
0-1-1	0-0-0	0-0-0		NEUTRAL		0-0-0		0-0-0		0-1-1	
<hr/>											
0-0-0	0-0-0	0-0-0		CONFERENCE		0-0-0		0-0-0		0-0-0	
0-0-0	0-0-0	0-0-0		HOME		0-0-0		0-0-0		0-0-0	
0-0-0	0-0-0	0-0-0		AWAY		0-0-0		0-0-0		0-0-0	
0-0-0	0-0-0	0-0-0		NEUTRAL		0-0-0		0-0-0		0-0-0	
<hr/>											
RPI S	Opponent	Score	RPI S	Opponent	Score	RPI S	Opponent	Score	RPI S	Opponent	Score
									102 H	UAB	2 3
									161 H	Presbyterian	2 1
									235 N	USC Upstate	0 0
									259 N	Chattanooga	1 5
									279 H	UNC Asheville	1 0
									286 H	Stetson	0 1
									294 H	Gardner-Webb	2 0
									302 A	Alabama St.	0 5
									312 A	Alabama A&M	7 0
									317 A	Texas Southern	3 2
323 A	VMI	1 2									
			LAST 10 GAMES								
			317 A	Texas Southern	3 2	259 N	Chattanooga	1 5			
			279 H	UNC Asheville	1 0	235 N	USC Upstate	0 0			
			294 H	Gardner-Webb	2 0	286 H	Stetson	0 1			
			161 H	Presbyterian	2 1	323 A	VMI	1 2			
			302 A	Alabama St.	0 5	102 H	UAB	2 3			

Non-Div. I Games:	Emmanuel (GA)	0	1
-------------------	---------------	---	---

South Carolina St.



Average RPI Win:	307	WON-LOST	WINNING	LAST 10	STRENGTH OF	OPP. STRENGTH	TEAM	ADJ	CONF.	ADJ CONF.		
Average RPI Loss:	171	RECORD	PCT. RANK	GAMES	SCHEDULE	OF SCHEDULE	RPI	RPI	RPI	RPI		
DIV. I ONLY		1-7-0	.125	303	1-7-0	166	298	296	.38123	296	16	16
DIV. I NON-CONF.		1-7-0	.125	304	1-7-0	163	299	294	.38123	294	16	16
-----												
TOTALS		RPI 1-25		RPI 26-50		W-L RECORDS		RPI 51-100		RPI 101-150		RPI 150+
1-7-0		0-0-0		0-1-0		OVERALL		0-0-0		0-2-0		1-4-0
1-1-0		0-0-0		0-0-0		HOME		0-0-0		0-0-0		1-1-0
0-5-0		0-0-0		0-1-0		AWAY		0-0-0		0-2-0		0-2-0
0-1-0		0-0-0		0-0-0		NEUTRAL		0-0-0		0-0-0		0-1-0
1-7-0		0-0-0		0-1-0		NON-CONFERENCE		0-0-0		0-2-0		1-4-0
1-1-0		0-0-0		0-0-0		HOME		0-0-0		0-0-0		1-1-0
0-5-0		0-0-0		0-0-		AWAY		0-0-0		0-2-0		0-2-0
0-1-0		0-0-0		0-0-0		NEUTRAL		0-0-0		0-0-0		0-1-0
0-0-0		0-0-0		0-0-0		CONFERENCE		0-0-0		0-0-0		0-0-0
0-0-0		0-0-0		0-0-0		HOME		0-0-0		0-0-0		0-0-0
0-0-0		0-0-0		0-0-0		AWAY		0-0-0		0-0-0		0-0-0
0-0-0		0-0-0		0-0-0		NEUTRAL		0-0-0		0-0-0		0-0-0
RPI	S	Opponent	Score	RPI	S	Opponent	Score	RPI	S	Opponent	Score	
				45	A	California	0 3					
								101	A	San Diego	1 5	
								120	A	San Francisco	1 2	
								182	H	UC Santa Barbara	0 2	
								205	A	Cal Poly	0 3	
								243	N	UC Riverside	1 2	
								299	A	Sacramento St.	0 1	
								307	H	Pacific	3 2	
				LAST 10 GAMES								
				307	H	Pacific	3 2	299	A	Sacramento St.	0 1	
				182	H	UC Santa Barbara	0 2	205	A	Cal Poly	0 3	
				101	A	San Diego	1 5	45	A	California	0 3	
								120	A	San Francisco	1 2	
								243	N	UC Riverside	1 2	

**Non-Div. I Games:**

San Jose St.



Average RPI Win: 299		WON-LOST	WINNING	LAST 10	STRENGTH OF		OPP. STRENGTH	TEAM	ADJ		CONF.	ADJ CONF.		
Average RPI Loss: 183		RECORD	PCT. RANK	GAMES	SCHEDULE		OF SCHEDULE	RPI	RPI		RPI	RPI		
DIV. I ONLY		3-5-0	.375 225	3-5-0	309		254	297	.3806 297		19	19		
DIV. I NON-CONF.		3-4-0	.42857 204	3-4-0	320		273	301	.3689 299		23	23		
<hr/>														
TOTALS		RPI 1-25		RPI 26-50		W-L RECORDS		RPI 51-100		RPI 101-150		RPI 150+		
3-5-0		0-0-0		0-0-0		OVERALL		0-1-0		0-0-0		3-4-0		
2-1-0		0-0-0		0-0-0		HOME		0-1-0		0-0-0		2-0-0		
1-2-0		0-0-0		0-0-0		AWAY		0-0-0		0-0-0		1-2-0		
0-2-0		0-0-0		0-0-0		NEUTRAL		0-0-0		0-0-0		0-2-0		
3-4-0		0-0-0		0-0-0		NON-CONFERENCE		0-0-0		0-0-0		3-4-0		
2-0-0		0-0-0		0-0-0		HOME		0-0-0		0-0-0		2-0-0		
1-2-0		0-0-0		0-0-		AWAY		0-0-0		0-0-0		1-2-0		
0-2-0		0-0-0		0-0-0		NEUTRAL		0-0-0		0-0-0		0-2-0		
0-1-0		0-0-0		0-0-0		CONFERENCE		0-1-0		0-0-0		0-0-0		
0-1-0		0-0-0		0-0-0		HOME		0-1-0		0-0-0		0-0-0		
0-0-0		0-0-0		0-0-0		AWAY		0-0-0		0-0-0		0-0-0		
0-0-0		0-0-0		0-0-0		NEUTRAL		0-0-0		0-0-0		0-0-0		
RPI	S	Opponent		Score	RPI	S	Opponent		Score	RPI	S	Opponent		Score
							80 H Oral Roberts		0 3	180 A		Northern Ariz.		2 3
										201 A		Rice		3 5
										211 N		Massachusetts		1 2
										245 N		South Dakota St.		0 3
										268 A		UTSA		3 1
										308 H		Southern U.		2 0
										320 H		Prairie View		3 2
<hr/>														
LAST 10 GAMES														
							80 H Oral Roberts		0 3	268 A		UTSA		3 1
							211 N Massachusetts		1 2	245 N		South Dakota St.		0 3
							201 A Rice		3 5	180 A		Northern Ariz.		2 3
							308 H Southern U.		2 0	320 H		Prairie View		3 2

Non-Div. I Games:

Lamar



Average RPI Win: 287		WON-LOST RECORD		WINNING PCT. RANK		LAST 10 GAMES		STRENGTH OF SCHEDULE		OPP. STRENGTH OF SCHEDULE		TEAM RPI		ADJ RPI		CONF. RPI		ADJ CONF. RPI	
DIV. I ONLY		2-7-0		.22222 286		2-7-0		242		263		298		.38048 298		21		21	
DIV. I NON-CONF.		2-7-0		.22222 284		2-7-0		241		264		295		.38048 295		20		20	
TOTALS		RPI 1-25		RPI 26-50		W-L RECORDS		RPI 51-100		RPI 101-150		RPI 150+							
2-7-0		0-1-0		0-0-0		OVERALL		0-1-0		0-0-0		2-5-0							
0-3-0		0-0-0		0-0-0		HOME		0-1-0		0-0-0		0-2-0							
2-2-0		0-1-0		0-0-0		AWAY		0-0-0		0-0-0		2-1-0							
0-2-0		0-0-0		0-0-0		NEUTRAL		0-0-0		0-0-0		0-2-0							
2-7-0		0-1-0		0-0-0		NON-CONFERENCE		0-1-0		0-0-0		2-5-0							
0-3-0		0-0-0		0-0-0		HOME		0-1-0		0-0-0		0-2-0							
2-2-0		0-1-0		0-0-		AWAY		0-0-0		0-0-0		2-1-0							
0-2-0		0-0-0		0-0-0		NEUTRAL		0-0-0		0-0-0		0-2-0							
0-0-0		0-0-0		0-0-0		CONFERENCE		0-0-0		0-0-0		0-0-0							
0-0-0		0-0-0		0-0-0		HOME		0-0-0		0-0-0		0-0-0							
0-0-0		0-0-0		0-0-0		AWAY		0-0-0		0-0-0		0-0-0							
0-0-0		0-0-0		0-0-0		NEUTRAL		0-0-0		0-0-0		0-0-0							
RPI	S	Opponent		Score		RPI	S	Opponent		Score		RPI	S	Opponent		Score			
22	A	Washington St.		0 1								91	H	Seattle		0 2			
												174	N	SIU Edwardsville		1 2			
												207	N	Nevada		0 2			
												216	H	Fresno St.		2 3			
												232	A	Gonzaga		0 3			
												232	H	Gonzaga		0 1			
												270	A	North Dakota St.		3 0			
												303	A	Idaho		2 1			
LAST 10 GAMES																			
						174	N	SIU Edwardsville		1	2	270	A	North Dakota St.		3	0		
						232	A	Gonzaga		0	3	207	N	Nevada		0	2		
						303	A	Idaho		2	1	91	H	Seattle		0	2		
						216	H	Fresno St.		2	3	232	H	Gonzaga		0	1		
						22	A	Washington St.		0	1								

Non-Div. I Games:

Eastern Wash.



[illegible]

Non-Div. I Games:	Fresno Pacific	1	0
-------------------	----------------	---	---

Sacramento St.



Average RPI Win:	269	WON-LOST	WINNING		LAST 10	STRENGTH OF		OPP. STRENGTH	TEAM	ADJ	CONF.	ADJ CONF.	
Average RPI Loss:	207	RECORD	PCT. RANK		GAMES	SCHEDULE		OF SCHEDULE	RPI	RPI	RPI	RPI	
DIV. I ONLY		1-5-2	.25	275	1-5-2	272		269	301	.37022	300	14	14
DIV. I NON-CONF.		0-5-2	.14286	301	0-5-2	239		283	310	.35478	309	14	14
-----													
TOTALS		RPI 1-25		RPI 26-50		W-L RECORDS		RPI 51-100		RPI 101-150		RPI 150+	
1-5-2		0-0-0		0-0-0		OVERALL		0-0-0		0-1-0		1-4-2	
0-2-0		0-0-0		0-0-0		HOME		0-0-0		0-0-0		0-2-0	
1-2-1		0-0-0		0-0-0		AWAY		0-0-0		0-1-0		1-1-1	
0-1-1		0-0-0		0-0-0		NEUTRAL		0-0-0		0-0-0		0-1-1	
0-5-2		0-0-0		0-0-0		NON-CONFERENCE		0-0-0		0-1-0		0-4-2	
0-2-0		0-0-0		0-0-0		HOME		0-0-0		0-0-0		0-2-0	
0-2-1		0-0-0		0-0-		AWAY		0-0-0		0-1-0		0-1-1	
0-1-1		0-0-0		0-0-0		NEUTRAL		0-0-0		0-0-0		0-1-1	
1-0-0		0-0-0		0-0-0		CONFERENCE		0-0-0		0-0-0		1-0-0	
0-0-0		0-0-0		0-0-0		HOME		0-0-0		0-0-0		0-0-0	
1-0-0		0-0-0		0-0-0		AWAY		0-0-0		0-0-0		1-0-0	
0-0-0		0-0-0		0-0-0		NEUTRAL		0-0-0		0-0-0		0-0-0	
RPI	S	Opponent	Score	RPI	S	Opponent	Score	RPI	S	Opponent	Score		
										134 A	Wagner	0	2
										155 A	Fairfield	1	2
										188 N	Hartford	0	0
										208 N	Maine	0	1
										253 H	Bryant	0	1
										269 A	Loyola Maryland	1	0
										271 A	Quinnipiac	0	0
										287 H	Manhattan	0	1
LAST 10 GAMES													
										271 A	Quinnipiac	0	0
										287 H	Manhattan	0	1
										134 A	Wagner	0	2
										208 N	Maine	0	1
										269 A	Loyola Maryland	1	0
										155 A	Fairfield	1	2
										188 N	Hartford	0	0
										253 H	Bryant	0	1

Non-Div. I Games:

Holy Cross



[illegible]

**Non-Div. I Games:**

Charleston So.



Average RPI Win: 288		WON-LOST	WINNING	LAST 10	STRENGTH OF	OPP. STRENGTH	TEAM	ADJ	CONF.	ADJ CONF.		
Average RPI Loss: 250		RECORD	PCT. RANK	GAMES	SCHEDULE	OF SCHEDULE	RPI	RPI	RPI	RPI		
DIV. I ONLY		3-6-0	.33333	240	3-6-0	297	313	300	.36855	302	31	31
DIV. I NON-CONF.		3-6-0	.33333	242	3-6-0	296	314	297	.36855	300	31	31
<hr/>												
TOTALS		RPI 1-25		RPI 26-50		W-L RECORDS		RPI 51-100		RPI 101-150		RPI 150+
3-6-0		0-0-0		0-0-0		OVERALL		0-0-0		0-0-0		3-6-0
2-3-0		0-0-0		0-0-0		HOME		0-0-0		0-0-0		2-3-0
1-3-0		0-0-0		0-0-0		AWAY		0-0-0		0-0-0		1-3-0
0-0-0		0-0-0		0-0-0		NEUTRAL		0-0-0		0-0-0		0-0-0
<hr/>												
3-6-0		0-0-0		0-0-0		NON-CONFERENCE		0-0-0		0-0-0		3-6-0
2-3-0		0-0-0		0-0-0		HOME		0-0-0		0-0-0		2-3-0
1-3-0		0-0-0		0-0-		AWAY		0-0-0		0-0-0		1-3-0
0-0-0		0-0-0		0-0-0		NEUTRAL		0-0-0		0-0-0		0-0-0
<hr/>												
0-0-0		0-0-0		0-0-0		CONFERENCE		0-0-0		0-0-0		0-0-0
0-0-0		0-0-0		0-0-0		HOME		0-0-0		0-0-0		0-0-0
0-0-0		0-0-0		0-0-0		AWAY		0-0-0		0-0-0		0-0-0
0-0-0		0-0-0		0-0-0		NEUTRAL		0-0-0		0-0-0		0-0-0
<hr/>												
RPI	S	Opponent	Score	RPI	S	Opponent	Score	RPI	S	Opponent	Score	

Non-Div. I Games: S.C. Beaufort 7 1

Alabama St.



Average RPI Win: 322		WON-LOST RECORD		WINNING PCT. RANK		LAST 10 GAMES		STRENGTH OF SCHEDULE		OPP. STRENGTH OF SCHEDULE		TEAM RPI		ADJ RPI		CONF. RPI		ADJ CONF. RPI	
Average RPI Loss: 155		1-7-0		.125	303	1-7-0		226		220		303		.36691	303	30		30	
DIV. I ONLY		0-7-0		0	316	0-7-0		173		184		307		.36235	307	30		30	
DIV. I NON-CONF.																			
TOTALS		RPI 1-25		RPI 26-50		W-L RECORDS		RPI 51-100		RPI 101-150		RPI 150+							
1-7-0		0-1-0		0-0-0		OVERALL		0-1-0		0-2-0		1-3-0							
1-2-0		0-0-0		0-0-0		HOME		0-0-0		0-1-0		1-1-0							
0-5-0		0-1-0		0-0-0		AWAY		0-1-0		0-1-0		0-2-0							
0-0-0		0-0-0		0-0-0		NEUTRAL		0-0-0		0-0-0		0-0-0							
0-7-0		0-1-0		0-0-0		NON-CONFERENCE		0-1-0		0-2-0		0-3-0							
0-2-0		0-0-0		0-0-0		HOME		0-0-0		0-1-0		0-1-0							
0-5-0		0-1-0		0-0-		AWAY		0-1-0		0-1-0		0-2-0							
0-0-0		0-0-0		0-0-0		NEUTRAL		0-0-0		0-0-0		0-0-0							
1-0-0		0-0-0		0-0-0		CONFERENCE		0-0-0		0-0-0		1-0-0							
1-0-0		0-0-0		0-0-0		HOME		0-0-0		0-0-0		1-0-0							
0-0-0		0-0-0		0-0-0		AWAY		0-0-0		0-0-0		0-0-0							
0-0-0		0-0-0		0-0-0		NEUTRAL		0-0-0		0-0-0		0-0-0							
RPI	S	Opponent		Score		RPI	S	Opponent		Score		RPI	S	Opponent		Score			
22	A	Washington St.		0	5							84	A	Weber St.		0	3		
												105	A	Creighton		1	6		
												115	H	UNLV		0	1		
												189	A	Idaho St.		0	2		
												270	A	North Dakota St.		2	3		
												298	H	Eastern Wash.		1	2		
												322	H	Grand Canyon		3	1		
						LAST 10 GAMES													
						322	H	Grand Canyon		3	1	270	A	North Dakota St.		2	3		
						115	H	UNLV		0	1	22	A	Washington St.		0	5		
						298	H	Eastern Wash.		1	2	189	A	Idaho St.		0	2		
						105	A	Creighton		1	6	84	A	Weber St.		0	3		

Non-Div. I Games:

Idaho



Average RPI Win:	0	WON-LOST	WINNING	LAST 10	STRENGTH OF	OPP. STRENGTH	TEAM	ADJ	CONF.	ADJ CONF.		
Average RPI Loss:	189	RECORD	PCT. RANK	GAMES	SCHEDULE	OF SCHEDULE	RPI	RPI	RPI	RPI		
DIV. I ONLY	0-7-1	.0625	314	0-7-1	171	291	306	.36604	304	31	31	
DIV. I NON-CONF.	0-7-1	.0625	313	0-7-1	167	293	304	.36604	302	31	31	
<hr/>												
TOTALS	RPI 1-25	RPI 26-50		W-L RECORDS		RPI 51-100		RPI 101-150		RPI 150+		
0-7-1	0-0-0	0-0-0		OVERALL		0-0-0		0-3-0		0-4-1		
0-1-1	0-0-0	0-0-0		HOME		0-0-0		0-0-0		0-1-1		
0-4-0	0-0-0	0-0-0		AWAY		0-0-0		0-1-0		0-3-0		
0-2-0	0-0-0	0-0-0		NEUTRAL		0-0-0		0-2-0		0-0-0		
<hr/>												
0-7-1	0-0-0	0-0-0		NON-CONFERENCE		0-0-0		0-3-0		0-4-1		
0-1-1	0-0-0	0-0-0		HOME		0-0-0		0-0-0		0-1-1		
0-4-0	0-0-0	0-0-		AWAY		0-0-0		0-1-0		0-3-0		
0-2-0	0-0-0	0-0-0		NEUTRAL		0-0-0		0-2-0		0-0-0		
<hr/>												
0-0-0	0-0-0	0-0-0		CONFERENCE		0-0-0		0-0-0		0-0-0		
0-0-0	0-0-0	0-0-0		HOME		0-0-0		0-0-0		0-0-0		
0-0-0	0-0-0	0-0-0		AWAY		0-0-0		0-0-0		0-0-0		
0-0-0	0-0-0	0-0-0		NEUTRAL		0-0-0		0-0-0		0-0-0		
<hr/>												
RPI	S	Opponent	Score	RPI	S	Opponent	Score	RPI	S	Opponent	Score	
								122	N	South Ala.	0	5
								136	A	McNeese St.	0	2
								149	N	Southern Miss.	0	4
								177	A	Southeastern La.	1	3
								197	A	Mississippi St.	2	4
								241	H	Louisiana Tech	0	0
								264	H	Northwestern St.	0	1
								276	A	Troy	0	5
<hr/>												
LAST 10 GAMES												
149 N Southern Miss.				0	4	197 A Mississippi St.				2	4	
264 H Northwestern St.				0	1	136 A McNeese St.				0	2	
276 A Troy				0	5	177 A Southeastern La.				1	3	
122 N South Ala.				0	5							
241 H Louisiana Tech				0	0							

Non-Div. I Games:

Jackson St.



Average RPI Win:	319	WON-LOST RECORD	WINNING PCT. RANK	LAST 10 GAMES	STRENGTH OF SCHEDULE	OPP. STRENGTH OF SCHEDULE	TEAM RPI	ADJ RPI	CONF. RPI	ADJ CONF. RPI	
Average RPI Loss:	167										
DIV. I ONLY	2-4-1	.35714	233	2-4-1	317	224	305	.36561	305	19	19
DIV. I NON-CONF.	2-4-1	.35714	236	2-4-1	317	225	303	.36561	303	23	23
<hr/>											
TOTALS	RPI 1-25	RPI 26-50		W-L RECORDS	RPI 51-100		RPI 101-150		RPI 150+		
2-4-1	0-0-0	0-0-0		OVERALL	0-2-0		0-0-0		2-2-1		
2-0-0	0-0-0	0-0-0		HOME	0-0-0		0-0-0		2-0-0		
0-4-0	0-0-0	0-0-0		AWAY	0-2-0		0-0-0		0-2-0		
0-0-1	0-0-0	0-0-0		NEUTRAL	0-0-0		0-0-0		0-0-1		
<hr/>											
2-4-1	0-0-0	0-0-0		NON-CONFERENCE	0-2-0		0-0-0		2-2-1		
2-0-0	0-0-0	0-0-0		HOME	0-0-0		0-0-0		2-0-0		
0-4-0	0-0-0	0-0-		AWAY	0-2-0		0-0-0		0-2-0		
0-0-1	0-0-0	0-0-0		NEUTRAL	0-0-0		0-0-0		0-0-1		
<hr/>											
0-0-0	0-0-0	0-0-0		CONFERENCE	0-0-0		0-0-0		0-0-0		
0-0-0	0-0-0	0-0-0		HOME	0-0-0		0-0-0		0-0-0		
0-0-0	0-0-0	0-0-0		AWAY	0-0-0		0-0-0		0-0-0		
0-0-0	0-0-0	0-0-0		NEUTRAL	0-0-0		0-0-0		0-0-0		
<hr/>											
RPI S	Opponent	Score	RPI S	Opponent	Score	RPI S	Opponent	Score	RPI S	Opponent	Score
						85 A	SMU	0 4	223 A	Texas St.	1 2
						93 A	North Texas	0 3	245 N	South Dakota St.	0 0
									268 A	UTSA	0 1
									317 H	Texas Southern	6 0
									320 H	Prairie View	3 0
<hr/>											
			LAST 10 GAMES								
			93 A	North Texas	0 3	85 A	SMU	0 4			
			245 N	South Dakota St.	0 0	223 A	Texas St.	1 2			
			268 A	UTSA	0 1	320 H	Prairie View	3 0			
			317 H	Texas Southern	6 0						

Non-Div. I Games: Abilene Christian 1 2 Incarnate Word 3 1

Sam Houston St.



[illegible]

Non-Div. I Games:	Lewis	2	1
-------------------	-------	---	---

Northern Ill.



Average RPI Win: 224		WON-LOST	WINNING	LAST 10	STRENGTH OF		OPP. STRENGTH	TEAM	ADJ	CONF.	ADJ CONF.			
Average RPI Loss: 185		RECORD	PCT. RANK	GAMES	SCHEDULE		OF SCHEDULE	RPI	RPI	RPI	RPI			
DIV. I ONLY		1-6-2	.22222	286	1-6-2		256	281	302	.36474	307	8	8	
DIV. I NON-CONF.		1-6-2	.22222	284	1-6-2		255	282	300	.36474	305	8	8	
<hr/>														
TOTALS		RPI 1-25		RPI 26-50		W-L RECORDS		RPI 51-100		RPI 101-150		RPI 150+		
1-6-2		0-0-0		0-0-0		OVERALL		0-2-0		0-1-0		1-3-2		
0-2-1		0-0-0		0-0-0		HOME		0-1-0		0-0-0		0-1-1		
0-4-0		0-0-0		0-0-0		AWAY		0-1-0		0-1-0		0-2-0		
1-0-1		0-0-0		0-0-0		NEUTRAL		0-0-0		0-0-0		1-0-1		
1-6-2		0-0-0		0-0-0		NON-CONFERENCE		0-2-0		0-1-0		1-3-2		
0-2-1		0-0-0		0-0-0		HOME		0-1-0		0-0-0		0-1-1		
0-4-0		0-0-0		0-0-		AWAY		0-1-0		0-1-0		0-2-0		
1-0-1		0-0-0		0-0-0		NEUTRAL		0-0-0		0-0-0		1-0-1		
0-0-0		0-0-0		0-0-0		CONFERENCE		0-0-0		0-0-0		0-0-0		
0-0-0		0-0-0		0-0-0		HOME		0-0-0		0-0-0		0-0-0		
0-0-0		0-0-0		0-0-0		AWAY		0-0-0		0-0-0		0-0-0		
0-0-0		0-0-0		0-0-0		NEUTRAL		0-0-0		0-0-0		0-0-0		
RPI	S	Opponent		Score	RPI	S	Opponent		Score	RPI	S	Opponent		Score
							96	H Iowa	0 2	139	A	Missouri	1 5	
							100	A Kansas	0 3	182	A	UC Santa Barbara	0 1	
										224	N	New Mexico	2 1	
										258	N	Lehigh	1 1	
										296	A	San Jose St.	2 3	
										299	H	Sacramento St.	1 2	
										311	H	Drake	1 1	
<hr/>														
LAST 10 GAMES														
							299	H Sacramento St.	1 2	182	A	UC Santa Barbara	0 1	
							296	A San Jose St.	2 3	96	H	Iowa	0 2	
							224	N New Mexico	2 1	311	H	Drake	1 1	
							258	N Lehigh	1 1	100	A	Kansas	0 3	
										139	A	Missouri	1 5	

Non-Div. I Games:

Pacific



Average RPI Win:		0	WON-LOST RECORD		WINNING PCT. RANK	LAST 10 GAMES	STRENGTH OF SCHEDULE		OPP. STRENGTH OF SCHEDULE	TEAM RPI	ADJ RPI	CONF. RPI	ADJ CONF. RPI
Average RPI Loss:		213											
DIV. I ONLY			0-6-1		.07143 312	0-6-1	160		317	307	.36468 308	31	31
DIV. I NON-CONF.			0-6-1		.07143 311	0-6-1	156		318	305	.36468 306	31	31
TOTALS		RPI 1-25	RPI 26-50		W-L RECORDS		RPI 51-100		RPI 101-150		RPI 150+		
0-6-1	0-0-0		0-0-0		OVERALL		0-0-0		0-2-0		0-4-1		
0-0-0	0-0-0		0-0-0		HOME		0-0-0		0-0-0		0-0-0		
0-6-1	0-0-0		0-0-0		AWAY		0-0-0		0-2-0		0-4-1		
0-0-0	0-0-0		0-0-0		NEUTRAL		0-0-0		0-0-0		0-0-0		
0-6-1	0-0-0		0-0-0		NON-CONFERENCE		0-0-0		0-2-0		0-4-1		
0-0-0	0-0-0		0-0-0		HOME		0-0-0		0-0-0		0-0-0		
0-6-1	0-0-0		0-0-		AWAY		0-0-0		0-2-0		0-4-1		
0-0-0	0-0-0		0-0-0		NEUTRAL		0-0-0		0-0-0		0-0-0		
0-0-0	0-0-0		0-0-0		CONFERENCE		0-0-0		0-0-0		0-0-0		
0-0-0	0-0-0		0-0-0		HOME		0-0-0		0-0-0		0-0-0		
0-0-0	0-0-0		0-0-0		AWAY		0-0-0		0-0-0		0-0-0		
0-0-0	0-0-0		0-0-0		NEUTRAL		0-0-0		0-0-0		0-0-0		
RPI S	Opponent	Score	RPI S	Opponent	Score	RPI S	Opponent	Score	RPI S	Opponent	Score		
									122 A	South Ala.	0	8	
									128 A	Nicholls St.	1	8	
									231 A	La.-Lafayette	1	1	
									238 A	La.-Monroe	0	2	
									241 A	Louisiana Tech	0	5	
									251 A	UALR	1	6	
									297 A	Lamar	0	2	
LAST 10 GAMES													
			241 A	Louisiana Tech	0	5	251 A	UALR	1	6			
			238 A	La.-Monroe	0	2	128 A	Nicholls St.	1	8			
			122 A	South Ala.	0	8							
			297 A	Lamar	0	2							
			231 A	La.-Lafayette	1	1							

Non-Div. I Games: Louisiana Col. 2 1

Southern U.



Average RPI Win: 230		WON-LOST RECORD	WINNING PCT. RANK		LAST 10 GAMES	STRENGTH OF SCHEDULE	OPP. STRENGTH OF SCHEDULE	TEAM RPI	ADJ RPI	CONF. RPI	ADJ CONF. RPI	
Average RPI Loss: 214												
DIV. I ONLY		1-7-0	.125	303	1-7-0	199	315	309	.35912	309	28	28
DIV. I NON-CONF.		1-7-0	.125	304	1-7-0	193	316	308	.35912	308	28	28
<hr/>												
TOTALS		RPI 1-25		RPI 26-50		W-L RECORDS		RPI 51-100		RPI 101-150		RPI 150+
1-7-0		0-0-0		0-0-0		OVERALL		0-0-0		0-0-0		1-7-0
0-3-0		0-0-0		0-0-0		HOME		0-0-0		0-0-0		0-3-0
1-3-0		0-0-0		0-0-0		AWAY		0-0-0		0-0-0		1-3-0
0-1-0		0-0-0		0-0-0		NEUTRAL		0-0-0		0-0-0		0-1-0
1-7-0		0-0-0		0-0-0		NON-CONFERENCE		0-0-0		0-0-0		1-7-0
0-3-0		0-0-0		0-0-0		HOME		0-0-0		0-0-0		0-3-0
1-3-0		0-0-0		0-0-		AWAY		0-0-0		0-0-0		1-3-0
0-1-0		0-0-0		0-0-0		NEUTRAL		0-0-0		0-0-0		0-1-0
0-0-0		0-0-0		0-0-0		CONFERENCE		0-0-0		0-0-0		0-0-0
0-0-0		0-0-0		0-0-0		HOME		0-0-0		0-0-0		0-0-0
0-0-0		0-0-0		0-0-0		AWAY		0-0-0		0-0-0		0-0-0
0-0-0		0-0-0		0-0-0		NEUTRAL		0-0-0		0-0-0		0-0-0
RPI	S	Opponent	Score	RPI	S	Opponent	Score	RPI	S	Opponent	Score	
										151 A	Middle Tenn.	0 3
										156 H	Evansville	1 2
										168 N	Kennesaw St.	0 1
										217 A	Northern Ky.	0 1
										230 A	East Tenn. St.	1 0
										246 A	Ball St.	0 2
										259 H	Chattanooga	1 2
										302 H	Alabama St.	2 3
LAST 10 GAMES												
						246 A	Ball St.	0 2	230 A	East Tenn. St.	1 0	
						217 A	Northern Ky.	0 1	259 H	Chattanooga	1 2	
						302 H	Alabama St.	2 3	151 A	Middle Tenn.	0 3	
						156 H	Evansville	1 2				
						168 N	Kennesaw St.	0 1				

Non-Div. I Games: Findlay 3 1

Tennessee Tech



Average RPI Win: 272		WON-LOST RECORD		WINNING PCT. RANK		LAST 10 GAMES		STRENGTH OF SCHEDULE		OPP. STRENGTH OF SCHEDULE		TEAM RPI		ADJ RPI		CONF. RPI		ADJ CONF. RPI	
DIV. I ONLY		1-8-0		.11111 307		1-8-0		229		266		310		.35445 310		27		27	
DIV. I NON-CONF.		1-8-0		.11111 307		1-8-0		224		267		309		.35445 310		27		27	
TOTALS		RPI 1-25		RPI 26-50		W-L RECORDS		RPI 51-100		RPI 101-150		RPI 150+							
1-8-0		0-0-0		0-0-0		OVERALL		0-2-0		0-2-0		1-4-0							
0-2-0		0-0-0		0-0-0		HOME		0-1-0		0-0-0		0-1-0							
1-6-0		0-0-0		0-0-0		AWAY		0-1-0		0-2-0		1-3-0							
0-0-0		0-0-0		0-0-0		NEUTRAL		0-0-0		0-0-0		0-0-0							
1-8-0		0-0-0		0-0-0		NON-CONFERENCE		0-2-0		0-2-0		1-4-0							
0-2-0		0-0-0		0-0-0		HOME		0-1-0		0-0-0		0-1-0							
1-6-0		0-0-0		0-0-		AWAY		0-1-0		0-2-0		1-3-0							
0-0-0		0-0-0		0-0-0		NEUTRAL		0-0-0		0-0-0		0-0-0							
0-0-0		0-0-0		0-0-0		CONFERENCE		0-0-0		0-0-0		0-0-0							
0-0-0		0-0-0		0-0-0		HOME		0-0-0		0-0-0		0-0-0							
0-0-0		0-0-0		0-0-0		AWAY		0-0-0		0-0-0		0-0-0							
0-0-0		0-0-0		0-0-0		NEUTRAL		0-0-0		0-0-0		0-0-0							
RPI	S	Opponent		Score	RPI	S	Opponent		Score	RPI	S	Opponent		Score					
							69	A	Syracuse	0	4	123	A	FGCU	0	5			
							97	H	Hofstra	0	6	138	A	Cornell	4	5			
												181	H	Columbia	0	3			
												261	A	Rhode Island	0	1			
												272	A	Fla. Atlantic	2	0			
												285	A	Iona	1	2			
												316	A	Canisius	0	3			
LAST 10 GAMES																			
		285	A	Iona	1	2			261	A	Rhode Island	0	1						
		69	A	Syracuse	0	4			181	H	Columbia	0	3						
		123	A	FGCU	0	5			138	A	Cornell	4	5						
		272	A	Fla. Atlantic	2	0			316	A	Canisius	0	3						
									97	H	Hofstra	0	6						

Non-Div. I Games:

Albany (NY)



Average RPI Win: 326		WON-LOST	WINNING	LAST 10	STRENGTH OF		OPP. STRENGTH	TEAM	ADJ		CONF.	ADJ CONF.	
Average RPI Loss: 196		RECORD	PCT. RANK	GAMES	SCHEDULE		OF SCHEDULE	RPI	RPI		RPI	RPI	
DIV. I ONLY		1-6-2	.22222	286	1-6-2		277	309	311	.35265	311	24	24
DIV. I NON-CONF.		1-6-2	.22222	284	1-6-2		275	310	311	.35265	311	24	24
TOTALS		RPI 1-25	RPI 26-50		W-L RECORDS		RPI 51-100		RPI 101-150		RPI 150+		
1-6-2	0-0-0	0-0-0		OVERALL		0-1-0		0-0-0		1-5-2			
0-5-1	0-0-0	0-0-0		HOME		0-1-0		0-0-0		0-4-1			
1-1-1	0-0-0	0-0-0		AWAY		0-0-0		0-0-0		1-1-1			
0-0-0	0-0-0	0-0-0		NEUTRAL		0-0-0		0-0-0		0-0-0			
1-6-2	0-0-0	0-0-0		NON-CONFERENCE		0-1-0		0-0-0		1-5-2			
0-5-1	0-0-0	0-0-0		HOME		0-1-0		0-0-0		0-4-1			
1-1-1	0-0-0	0-0-		AWAY		0-0-0		0-0-0		1-1-1			
0-0-0	0-0-0	0-0-0		NEUTRAL		0-0-0		0-0-0		0-0-0			
0-0-0	0-0-0	0-0-0		CONFERENCE		0-0-0		0-0-0		0-0-0			
0-0-0	0-0-0	0-0-0		HOME		0-0-0		0-0-0		0-0-0			
0-0-0	0-0-0	0-0-0		AWAY		0-0-0		0-0-0		0-0-0			
0-0-0	0-0-0	0-0-0		NEUTRAL		0-0-0		0-0-0		0-0-0			
RPI	S	Opponent	Score	RPI	S	Opponent	Score	RPI	S	Opponent	Score		
						</							

Non-Div. I Games:

Drake



Average RPI Win:	0	WON-LOST	WINNING	LAST 10	STRENGTH OF	OPP. STRENGTH	TEAM	ADJ	CONF.	ADJ CONF.			
Average RPI Loss:	189	RECORD	PCT. RANK	GAMES	SCHEDULE	OF SCHEDULE	RPI	RPI	RPI	RPI			
DIV. I ONLY		0-10-0	0 317	0-10-0	168	287	312	.35087	312	31 31			
DIV. I NON-CONF.		0-10-0	0 316	0-10-0	165	288	312	.35087	312	31 31			
<hr/>													
TOTALS	RPI 1-25	RPI 26-50		W-L RECORDS		RPI 51-100		RPI 101-150		RPI 150+			
0-10-0	0-0-0	0-0-0		OVERALL		0-1-0		0-1-0		0-8-0			
0-6-0	0-0-0	0-0-0		HOME		0-0-0		0-0-0		0-6-0			
0-4-0	0-0-0	0-0-0		AWAY		0-1-0		0-1-0		0-2-0			
0-0-0	0-0-0	0-0-0		NEUTRAL		0-0-0		0-0-0		0-0-0			
0-10-0	0-0-0	0-0-0		NON-CONFERENCE		0-1-0		0-1-0		0-8-0			
0-6-0	0-0-0	0-0-0		HOME		0-0-0		0-0-0		0-6-0			
0-4-0	0-0-0	0-0-		AWAY		0-1-0		0-1-0		0-2-0			
0-0-0	0-0-0	0-0-0		NEUTRAL		0-0-0		0-0-0		0-0-0			
0-0-0	0-0-0	0-0-0		CONFERENCE		0-0-0		0-0-0		0-0-0			
0-0-0	0-0-0	0-0-0		HOME		0-0-0		0-0-0		0-0-0			
0-0-0	0-0-0	0-0-0		AWAY		0-0-0		0-0-0		0-0-0			
0-0-0	0-0-0	0-0-0		NEUTRAL		0-0-0		0-0-0		0-0-0			
RPI	S	Opponent	Score	RPI	S	Opponent	Score	RPI	S	Opponent	Score		
						62 A	Clemson	0	14	122 A	South Ala.	0	11
										151 A	Middle Tenn.	0	8
										157 H	Mercer	0	10
										163 H	Winthrop	1	11
										203 H	Murray St.	0	10
										230 H	East Tenn. St.	0	7
										240 H	Lipscomb	0	10
										266 A	Jacksonville St.	0	4
										295 H	South Carolina St.	0	7
<hr/>													
LAST 10 GAMES													
						62 A	Clemson	0	14	122 A	South Ala.	0	11
						151 A	Middle Tenn.	0	8	230 H	East Tenn. St.	0	7
						240 H	Lipscomb	0	10	163 H	Winthrop	1	11
						157 H	Mercer	0	10	266 A	Jacksonville St.	0	4
						295 H	South Carolina St.	0	7	203 H	Murray St.	0	10

Non-Div. I Games:

Alabama A&amp;M



Average RPI Win:	293	WON-LOST	WINNING	LAST 10	STRENGTH OF	OPP. STRENGTH	TEAM	ADJ	CONF.	ADJ CONF.		
Average RPI Loss:	203	RECORD	PCT. RANK	GAMES	SCHEDULE	OF SCHEDULE	RPI	RPI	RPI	RPI		
DIV. I ONLY		1-7-1	.16667	295	1-7-1	263	294	313	.34916	313	17	17
DIV. I NON-CONF.		1-7-1	.16667	294	1-7-1	263	295	314	.34916	313	17	17
<hr/>												
TOTALS	RPI 1-25	RPI 26-50		W-L RECORDS		RPI 51-100		RPI 101-150		RPI 150+		
1-7-1	0-0-0	0-0-0		OVERALL		0-0-0		0-1-0		1-6-1		
0-3-1	0-0-0	0-0-0		HOME		0-0-0		0-0-0		0-3-1		
1-4-0	0-0-0	0-0-0		AWAY		0-0-0		0-1-0		1-3-0		
0-0-0	0-0-0	0-0-0		NEUTRAL		0-0-0		0-0-0		0-0-0		
1-7-1	0-0-0	0-0-0		NON-CONFERENCE		0-0-0		0-1-0		1-6-1		
0-3-1	0-0-0	0-0-0		HOME		0-0-0		0-0-0		0-3-1		
1-4-0	0-0-0	0-0-		AWAY		0-0-0		0-1-0		1-3-0		
0-0-0	0-0-0	0-0-0		NEUTRAL		0-0-0		0-0-0		0-0-0		
0-0-0	0-0-0	0-0-0		CONFERENCE		0-0-0		0-0-0		0-0-0		
0-0-0	0-0-0	0-0-0		HOME		0-0-0		0-0-0		0-0-0		
0-0-0	0-0-0	0-0-0		AWAY		0-0-0		0-0-0		0-0-0		
0-0-0	0-0-0	0-0-0		NEUTRAL		0-0-0		0-0-0		0-0-0		
RPI	S	Opponent	Score	RPI	S	Opponent	Score	RPI	S	Opponent	Score	
								148	A	Kent St.	0	3
								160	A	Buffalo	0	1
								164	H	Ohio	0	1
								189	H	Toledo	0	1
								217	A	Northern Ky.	2	3
								226	H	Robert Morris	0	1
								227	H	Akron	1	1
								293	A	Niagara	2	1
								316	A	Canisius	0	1
LAST 10 GAMES												
		148	A	Kent St.	0	3		164	H	Ohio	0	1
		217	A	Northern Ky.	2	3		226	H	Robert Morris	0	1
		316	A	Canisius	0	1		227	H	Akron	1	1
		293	A	Niagara	2	1		160	A	Buffalo	0	1
								189	H	Toledo	0	1

Non-Div. I Games:

Youngstown St.



[illegible]

**Non-Div. I Games:**

## Grambling



Average RPI Win: 325		WON-LOST	WINNING	LAST 10	STRENGTH OF		OPP. STRENGTH	TEAM	ADJ		CONF.	ADJ CONF.	
Average RPI Loss: 201		RECORD	PCT. RANK	GAMES	SCHEDULE		OF SCHEDULE	RPI	RPI	RPI	RPI		
DIV. I ONLY		2-5-0	.28571	265	2-5-0		315	301	316	.34138	315	29	29
DIV. I NON-CONF.		2-4-0	.33333	242	2-4-0		301	312	298	.3705	297	29	29
<hr/>													
TOTALS		RPI 1-25		RPI 26-50		W-L RECORDS		RPI 51-100		RPI 101-150		RPI 150+	
2-5-0		0-0-0		0-0-0		OVERALL		0-0-0		0-2-0		2-3-0	
2-4-0		0-0-0		0-0-0		HOME		0-0-0		0-1-0		2-3-0	
0-1-0		0-0-0		0-0-0		AWAY		0-0-0		0-1-0		0-0-0	
0-0-0		0-0-0		0-0-0		NEUTRAL		0-0-0		0-0-0		0-0-0	
2-4-0		0-0-0		0-0-0		NON-CONFERENCE		0-0-0		0-2-0		2-2-0	
2-3-0		0-0-0		0-0-0		HOME		0-0-0		0-1-0		2-2-0	
0-1-0		0-0-0		0-0-		AWAY		0-0-0		0-1-0		0-0-0	
0-0-0		0-0-0		0-0-0		NEUTRAL		0-0-0		0-0-0		0-0-0	
0-1-0		0-0-0		0-0-0		CONFERENCE		0-0-0		0-0-0		0-1-0	
0-1-0		0-0-0		0-0-0		HOME		0-0-0		0-0-0		0-1-0	
0-0-0		0-0-0		0-0-0		AWAY		0-0-0		0-0-0		0-0-0	
0-0-0		0-0-0		0-0-0		NEUTRAL		0-0-0		0-0-0		0-0-0	
RPI	S	Opponent	Score	RPI	S	Opponent	Score	RPI	S	Opponent	Score		
										107 A Penn	0	4	
										134 H Wagner	1	3	
										212 H NJIT	2	3	
										271 H Quinnipiac	0	3	
										281 H LIU Brooklyn	1	5	
										323 H VMI	2	0	
										327 H Delaware St.	2	1	
<hr/>													
LAST 10 GAMES													
						212 H NJIT	2	3		271 H Quinnipiac	0	3	
						134 H Wagner	1	3		327 H Delaware St.	2	1	
										323 H VMI	2	0	
										281 H LIU Brooklyn	1	5	
										107 A Penn	0	4	

Non-Div. I Games:

Saint Peter's



Average RPI Win: 312		WON-LOST RECORD		WINNING PCT. RANK		LAST 10 GAMES		STRENGTH OF SCHEDULE		OPP. STRENGTH OF SCHEDULE		TEAM RPI		ADJ RPI		CONF. RPI		ADJ CONF. RPI						
DIV. I ONLY		2-7-1		.25 275		2-7-1		314		292		317		.3351 316		29		29						
DIV. I NON-CONF.		2-6-1		.27778 269		2-6-1		310		289		315		.3472 315		29		29						
TOTALS		RPI 1-25		RPI 26-50		W-L RECORDS		RPI 51-100		RPI 101-150		RPI 150+												
2-7-1		0-0-0		0-0-0		OVERALL		0-0-0		0-0-0		2-7-1												
2-3-0		0-0-0		0-0-0		HOME		0-0-0		0-0-0		2-3-0												
0-4-1		0-0-0		0-0-0		AWAY		0-0-0		0-0-0		0-4-1												
0-0-0		0-0-0		0-0-0		NEUTRAL		0-0-0		0-0-0		0-0-0												
2-6-1		0-0-0		0-0-0		NON-CONFERENCE		0-0-0		0-0-0		2-6-1												
2-3-0		0-0-0		0-0-0		HOME		0-0-0		0-0-0		2-3-0												
0-3-1		0-0-0		0-0-		AWAY		0-0-0		0-0-0		0-3-1												
0-0-0		0-0-0		0-0-0		NEUTRAL		0-0-0		0-0-0		0-0-0												
0-1-0		0-0-0		0-0-0		CONFERENCE		0-0-0		0-0-0		0-1-0												
0-0-0		0-0-0		0-0-0		HOME		0-0-0		0-0-0		0-0-0												
0-1-0		0-0-0		0-0-0		AWAY		0-0-0		0-0-0		0-1-0												
0-0-0		0-0-0		0-0-0		NEUTRAL		0-0-0		0-0-0		0-0-0												
RPI	S	Opponent		Score	RPI	S	Opponent		Score	RPI	S	Opponent		Score	RPI	S	Opponent		Score					
												153	H	Detroit	1		2							
												158	A	Citadel	1		1							
												217	A	Northern Ky.	1		6							
												227	H	Akron	1		2							
												233	A	Cleveland St.	2		3							
												236	H	St. Bonaventure	0		2							
												285	A	Iona	0		1							
												301	A	Charleston So.	3		5							
												310	H	Albany (NY)	3		0							
												313	H	Youngstown St.	1		0							
LAST 10 GAMES																								
												285	A	Iona	0		1		217	A	Northern Ky.	1		6
												227	H	Akron	1		2		153	H	Detroit	1		2
												310	H	Albany (NY)	3		0		158	A	Citadel	1		1
												313	H	Youngstown St.	1		0		301	A	Charleston So.	3		5
												233	A	Cleveland St.	2		3		236	H	St. Bonaventure	0		2

Non-Div. I Games:

Canisius



Average RPI Win:  
Average RPI Loss:0  
216WON-LOST  
RECORDWINNING  
PCT. RANKLAST 10  
GAMESSTRENGTH OF  
SCHEDULEOPP. STRENGTH  
OF SCHEDULETEAM  
RPIADJ  
RPICONF.  
RPIADJ CONF.  
RPI

DIV. I ONLY

0-6-0

0

317

0-6-0

151

325

314

.33326

317

31

31

DIV. I NON-CONF.

0-6-0

0

316

0-6-0

146

325

317

.33326

318

31

31

TOTALS

RPI 1-25

RPI 26-50

W-L RECORDS

RPI 51-100

RPI 101-150

RPI 150+

0-6-0

0-0-0

0-0-0

OVERALL

0-1-0

0-1-0

0-4-0

0-2-0

0-0-0

0-0-0

HOME

0-1-0

0-0-0

0-1-0

0-3-0

0-0-0

0-0-0

AWAY

0-0-0

0-1-0

0-2-0

0-1-0

0-0-0

0-0-0

NEUTRAL

0-0-0

0-0-0

0-1-0

0-6-0

0-0-0

0-0-0

NON-CONFERENCE

0-1-0

0-1-0

0-4-0

0-2-0

0-0-0

0-0-0

HOME

0-1-0

0-0-0

0-1-0

0-3-0

0-0-0

0-0-

AWAY

0-0-0

0-1-0

0-2-0

0-1-0

0-0-0

0-0-0

NEUTRAL

0-0-0

0-0-0

0-1-0

0-0-0

0-0-0

0-0-0

CONFERENCE

0-0-0

0-0-0

0-0-0

0-0-0

0-0-0

0-0-0

HOME

0-0-0

0-0-0

0-0-0

0-0-0

0-0-0

0-0-0

AWAY

0-0-0

0-0-0

0-0-0

0-0-0

0-0-0

0-0-0

NEUTRAL

0-0-0

0-0-0

0-0-0

RPI S Opponent

Score

RPI S Opponent

Score

RPI S Opponent

Score

RPI S Opponent

Score

93 H North Texas

1 9

136 A McNeese St.

2 12

177 A Southeastern La.

0 4

291 N Campbell

3 4

295 H South Carolina St.

2 3

305 A Sam Houston St.

0 6

LAST 10 GAMES

295 H South Carolina St.

2 3

136 A McNeese St.

2 12

177 A Southeastern La.

0 4

305 A Sam Houston St.

0 6

291 N Campbell

3 4

93 H North Texas

1 9

Non-Div. I Games:

St. Mary's (TX)

1

4

St. Edward's

2

8

Incarnate Word

1

7

Texas Southern



Average RPI Win:	0	WON-LOST	WINNING	LAST 10	STRENGTH OF	OPP. STRENGTH	TEAM	ADJ	CONF.	ADJ CONF.	
Average RPI Loss:	190	RECORD	PCT. RANK	GAMES	SCHEDULE	OF SCHEDULE	RPI	RPI	RPI	RPI	
DIV. I ONLY	0-7-0	0	317	0-7-0	222	264	318	.32966	318	31	31
DIV. I NON-CONF.	0-7-0	0	316	0-7-0	217	265	319	.32966	320	31	31
TOTALS	RPI 1-25	RPI 26-50	W-L RECORDS	RPI 51-100	RPI 101-150	RPI 150+					
0-7-0	0-0-0	0-0-0	OVERALL	0-1-0	0-1-0	0-5-0					
0-0-0	0-0-0	0-0-0	HOME	0-0-0	0-0-0	0-0-0					
0-6-0	0-0-0	0-0-0	AWAY	0-1-0	0-1-0	0-4-0					
0-1-0	0-0-0	0-0-0	NEUTRAL	0-0-0	0-0-0	0-1-0					
0-7-0	0-0-0	0-0-0	NON-CONFERENCE	0-1-0	0-1-0	0-5-0					
0-0-0	0-0-0	0-0-0	HOME	0-0-0	0-0-0	0-0-0					
0-6-0	0-0-0	0-0-	AWAY	0-1-0	0-1-0	0-4-0					
0-1-0	0-0-0	0-0-0	NEUTRAL	0-0-0	0-0-0	0-1-0					
0-0-0	0-0-0	0-0-0	CONFERENCE	0-0-0	0-0-0	0-0-0					
0-0-0	0-0-0	0-0-0	HOME	0-0-0	0-0-0	0-0-0					
0-0-0	0-0-0	0-0-0	AWAY	0-0-0	0-0-0	0-0-0					
0-0-0	0-0-0	0-0-0	NEUTRAL	0-0-0	0-0-0	0-0-0					
RPI	S	Opponent	Score	RPI	S	Opponent	Score	RPI	S	Opponent	Score

Non-Div. I Games: Lyon 2 3 Williams Baptist 9 0

Ark.-Pine Bluff



Average RPI Win: 218		WON-LOST RECORD		WINNING PCT. RANK		LAST 10 GAMES		STRENGTH OF SCHEDULE		OPP. STRENGTH OF SCHEDULE		TEAM RPI		ADJ RPI		CONF. RPI		ADJ CONF. RPI	
DIV. I ONLY		1-8-0		.11111 307		1-8-0		282		312		321		.32305 319		30		30	
DIV. I NON-CONF.		1-6-0		.14286 301		1-6-0		244		304		313		.34851 314		30		30	
TOTALS		RPI 1-25		RPI 26-50		W-L RECORDS		RPI 51-100		RPI 101-150		RPI 150+							
1-8-0		0-0-0		0-0-0		OVERALL		0-0-0		0-0-0		1-8-0							
1-5-0		0-0-0		0-0-0		HOME		0-0-0		0-0-0		1-5-0							
0-3-0		0-0-0		0-0-0		AWAY		0-0-0		0-0-0		0-3-0							
0-0-0		0-0-0		0-0-0		NEUTRAL		0-0-0		0-0-0		0-0-0							
1-6-0		0-0-0		0-0-0		NON-CONFERENCE		0-0-0		0-0-0		1-6-0							
1-4-0		0-0-0		0-0-0		HOME		0-0-0		0-0-0		1-4-0							
0-2-0		0-0-0		0-0-		AWAY		0-0-0		0-0-0		0-2-0							
0-0-0		0-0-0		0-0-0		NEUTRAL		0-0-0		0-0-0		0-0-0							
0-2-0		0-0-0		0-0-0		CONFERENCE		0-0-0		0-0-0		0-2-0							
0-1-0		0-0-0		0-0-0		HOME		0-0-0		0-0-0		0-1-0							
0-1-0		0-0-0		0-0-0		AWAY		0-0-0		0-0-0		0-1-0							
0-0-0		0-0-0		0-0-0		NEUTRAL		0-0-0		0-0-0		0-0-0							
RPI	S	Opponent		Score	RPI	S	Opponent		Score	RPI	S	Opponent		Score					

Non-Div. I Games:

CSU Bakersfield



Average RPI Win: 289		WON-LOST RECORD		WINNING PCT. RANK		LAST 10 GAMES		STRENGTH OF SCHEDULE		OPP. STRENGTH OF SCHEDULE		TEAM RPI		ADJ RPI		CONF. RPI		ADJ CONF. RPI	
DIV. I ONLY		1-6-0		.14286 301		1-2-0		287		318		319		.32106 320		31		31	
DIV. I NON-CONF.		1-6-0		.14286 301		1-2-0		287		319		321		.32106 321		31		31	
TOTALS		RPI 1-25		RPI 26-50		W-L RECORDS		RPI 51-100		RPI 101-150		RPI 150+							
1-6-0		0-0-0		0-0-0		OVERALL		0-0-0		0-1-0		1-5-0							
1-1-0		0-0-0		0-0-0		HOME		0-0-0		0-1-0		1-0-0							
0-5-0		0-0-0		0-0-0		AWAY		0-0-0		0-0-0		0-4-0							
0-0-0		0-0-0		0-0-0		NEUTRAL		0-0-0		0-0-0		0-0-0							
1-6-0		0-0-0		0-0-0		NON-CONFERENCE		0-0-0		0-1-0		1-5-0							
1-1-0		0-0-0		0-0-0		HOME		0-0-0		0-1-0		1-0-0							
0-5-0		0-0-0		0-0-		AWAY		0-0-0		0-0-0		0-5-0							
0-0-0		0-0-0		0-0-0		NEUTRAL		0-0-0		0-0-0		0-0-0							
0-0-0		0-0-0		0-0-0		CONFERENCE		0-0-0		0-0-0		0-0-0							
0-0-0		0-0-0		0-0-0		HOME		0-0-0		0-0-0		0-0-0							
0-0-0		0-0-0		0-0-0		AWAY		0-0-0		0-0-0		0-0-0							
0-0-0		0-0-0		0-0-0		NEUTRAL		0-0-0		0-0-0		0-0-0							
RPI	S	Opponent		Score	RPI	S	Opponent		Score	RPI	S	Opponent		Score					
					</														

Non-Div. I Games: Incarnate Word 1 3

Prairie View



Average RPI Win: 326		WON-LOST RECORD		WINNING PCT. RANK		LAST 10 GAMES		STRENGTH OF SCHEDULE		OPP. STRENGTH OF SCHEDULE		TEAM RPI		ADJ RPI		CONF. RPI		ADJ CONF. RPI	
DIV. I ONLY		1-9-0		.1 311		1-9-0		252		321		320		.3174 321		24		24	
DIV. I NON-CONF.		1-9-0		.1 309		1-9-0		253		322		322		.3174 322		24		24	
TOTALS		RPI 1-25		RPI 26-50		W-L RECORDS		RPI 51-100		RPI 101-150		RPI 150+							
1-9-0		0-0-0		0-0-0		OVERALL		0-1-0		0-1-0		1-7-0							
0-4-0		0-0-0		0-0-0		HOME		0-0-0		0-1-0		0-3-0							
0-4-0		0-0-0		0-0-0		AWAY		0-1-0		0-0-0		0-3-0							
1-1-0		0-0-0		0-0-0		NEUTRAL		0-0-0		0-0-0		1-1-0							
1-9-0		0-0-0		0-0-0		NON-CONFERENCE		0-1-0		0-1-0		1-7-0							
0-4-0		0-0-0		0-0-0		HOME		0-0-0		0-1-0		0-3-0							
0-4-0		0-0-0		0-0-		AWAY		0-1-0		0-0-0		0-3-0							
1-1-0		0-0-0		0-0-0		NEUTRAL		0-0-0		0-0-0		1-1-0							
0-0-0		0-0-0		0-0-0		CONFERENCE		0-0-0		0-0-0		0-0-0							
0-0-0		0-0-0		0-0-0		HOME		0-0-0		0-0-0		0-0-0							
0-0-0		0-0-0		0-0-0		AWAY		0-0-0		0-0-0		0-0-0							
0-0-0		0-0-0		0-0-0		NEUTRAL		0-0-0		0-0-0		0-0-0							
RPI	S	Opponent		Score	RPI	S	Opponent		Score	RPI	S	Opponent		Score					
							96	A	Iowa	1	2	110	H	Iowa St.	0	2			
												215	A	South Dakota	0	3			
												245	H	South Dakota St.	0	1			
												246	A	Ball St.	1	2			
												260	A	IPFW	0	2			
												274	H	Neb. Omaha	1	2			
												292	H	Western Ill.	0	2			
												292	N	Western Ill.	1	2			
												326	N	Eastern Ill.	2	0			
LAST 10 GAMES																			
		215	A	South Dakota	0	3		292	H	Western Ill.	0	2							
		110	H	Iowa St.	0	2		274	H	Neb. Omaha	1	2							
		96	A	Iowa	1	2		292	N	Western Ill.	1	2							
		245	H	South Dakota St.	0	1		326	N	Eastern Ill.	2	0							
		246	A	Ball St.	1	2		260	A	IPFW	0	2							

Non-Div. I Games:

UNI



Average RPI Win: 278		WON-LOST RECORD		WINNING PCT. RANK		LAST 10 GAMES		STRENGTH OF SCHEDULE		OPP. STRENGTH OF SCHEDULE		TEAM RPI		ADJ RPI		CONF. RPI		ADJ CONF. RPI	
DIV. I ONLY		1-7-0		.125 303		1-7-0		318		176		322		.316 322		30		30	
DIV. I NON-CONF.		1-5-0		.16667 294		1-5-0		314		175		320		.33278 319		30		30	
TOTALS		RPI 1-25		RPI 26-50		W-L RECORDS		RPI 51-100		RPI 101-150		RPI 150+							
1-7-0		0-0-0		0-0-0		OVERALL		0-1-0		0-0-0		1-6-0							
0-0-0		0-0-0		0-0-0		HOME		0-0-0		0-0-0		0-0-0							
1-7-0		0-0-0		0-0-0		AWAY		0-1-0		0-0-0		1-6-0							
0-0-0		0-0-0		0-0-0		NEUTRAL		0-0-0		0-0-0		0-0-0							
1-5-0		0-0-0		0-0-0		NON-CONFERENCE		0-0-0		0-0-0		1-5-0							
0-0-0		0-0-0		0-0-0		HOME		0-0-0		0-0-0		0-0-0							
1-5-0		0-0-0		0-0-		AWAY		0-0-0		0-0-0		1-5-0							
0-0-0		0-0-0		0-0-0		NEUTRAL		0-0-0		0-0-0		0-0-0							
0-2-0		0-0-0		0-0-0		CONFERENCE		0-1-0		0-0-0		0-1-0							
0-0-0		0-0-0		0-0-0		HOME		0-0-0		0-0-0		0-0-0							
0-2-0		0-0-0		0-0-0		AWAY		0-1-0		0-0-0		0-1-0							
0-0-0		0-0-0		0-0-0		NEUTRAL		0-0-0		0-0-0		0-0-0							
RPI	S	Opponent		Score	RPI	S	Opponent		Score	RPI	S	Opponent		Score					
							91 A Seattle		1 3	165	A	Valparaiso		0 1					
										167	A	St. Mary's (CA)		0 3					
										178	A	IUPUI		0 2					
										180	A	Northern Ariz.		0 1					
										262	A	Air Force		0 1					
										278	A	Colorado St.		1 0					
										303	A	Idaho		1 3					
LAST 10 GAMES																			
							303 A Idaho		1 3	278	A	Colorado St.		1 0					
							91 A Seattle		1 3	178	A	IUPUI		0 2					
							180 A Northern Ariz.		0 1	165	A	Valparaiso		0 1					
							262 A Air Force		0 1	167	A	St. Mary's (CA)		0 3					

Non-Div. I Games:

Grand Canyon



Average RPI Win: 311		WON-LOST RECORD	WINNING PCT. RANK		LAST 10 GAMES	STRENGTH OF SCHEDULE	OPP. STRENGTH OF SCHEDULE	TEAM RPI	ADJ RPI	CONF. RPI	ADJ CONF. RPI	
Average RPI Loss: 256												
DIV. I ONLY		2-5-0	.28571	265	2-5-0	324	316	323	.31043	323	26	25
DIV. I NON-CONF.		2-5-0	.28571	263	2-5-0	323	317	323	.31043	323	26	25
<hr/>												
TOTALS		RPI 1-25		RPI 26-50		W-L RECORDS		RPI 51-100		RPI 101-150		RPI 150+
2-5-0		0-0-0		0-0-0		OVERALL		0-0-0		0-0-0		2-5-0
2-0-0		0-0-0		0-0-0		HOME		0-0-0		0-0-0		2-0-0
0-5-0		0-0-0		0-0-0		AWAY		0-0-0		0-0-0		0-5-0
0-0-0		0-0-0		0-0-0		NEUTRAL		0-0-0		0-0-0		0-0-0
2-5-0		0-0-0		0-0-0		NON-CONFERENCE		0-0-0		0-0-0		2-5-0
2-0-0		0-0-0		0-0-0		HOME		0-0-0		0-0-0		2-0-0
0-5-0		0-0-0		0-0-		AWAY		0-0-0		0-0-0		0-5-0
0-0-0		0-0-0		0-0-0		NEUTRAL		0-0-0		0-0-0		0-0-0
0-0-0		0-0-0		0-0-0		CONFERENCE		0-0-0		0-0-0		0-0-0
0-0-0		0-0-0		0-0-0		HOME		0-0-0		0-0-0		0-0-0
0-0-0		0-0-0		0-0-0		AWAY		0-0-0		0-0-0		0-0-0
0-0-0		0-0-0		0-0-0		NEUTRAL		0-0-0		0-0-0		0-0-0
RPI	S	Opponent	Score	RPI	S	Opponent	Score	RPI	S	Opponent	Score	
										212 A NJIT	0	1
										230 A East Tenn. St.	1	5
										235 A USC Upstate	1	2
										289 A Howard	0	2
										295 H South Carolina St.	2	1
										315 A Saint Peter's	0	2
										327 H Delaware St.	2	0
<hr/>												
LAST 10 GAMES												
										212 A NJIT	0	1
										315 A Saint Peter's	0	2
										235 A USC Upstate	1	2

Non-Div. I Games:

VMI



[illegible]

**Non-Div. I Games:**

Francis Marion



Average RPI Win: 0		WON-LOST RECORD		WINNING PCT. RANK		LAST 10 GAMES		STRENGTH OF SCHEDULE		OPP. STRENGTH OF SCHEDULE		TEAM RPI		ADJ RPI		CONF. RPI		ADJ CONF. RPI	
Average RPI Loss: 217		0-8-0		0 317		0-8-0		303		243		325		.29608 325		27		27	
DIV. I ONLY		0-8-0		0 316		0-8-0		302		244		325		.29608 325		27		27	
DIV. I NON-CONF.		0-8-0		0 316		0-8-0		302		244		325		.29608 325		27		27	
TOTALS		RPI 1-25		RPI 26-50		W-L RECORDS		RPI 51-100		RPI 101-150		RPI 150+							
0-8-0		0-0-0		0-0-0		OVERALL		0-0-0		0-2-0		0-6-0							
0-2-0		0-0-0		0-0-0		HOME		0-0-0		0-1-0		0-1-0							
0-6-0		0-0-0		0-0-0		AWAY		0-0-0		0-1-0		0-5-0							
0-0-0		0-0-0		0-0-0		NEUTRAL		0-0-0		0-0-0		0-0-0							
0-8-0		0-0-0		0-0-0		NON-CONFERENCE		0-0-0		0-2-0		0-6-0							
0-2-0		0-0-0		0-0-0		HOME		0-0-0		0-1-0		0-1-0							
0-6-0		0-0-0		0-0-		AWAY		0-0-0		0-1-0		0-5-0							
0-0-0		0-0-0		0-0-0		NEUTRAL		0-0-0		0-0-0		0-0-0							
0-0-0		0-0-0		0-0-0		CONFERENCE		0-0-0		0-0-0		0-0-0							
0-0-0		0-0-0		0-0-0		HOME		0-0-0		0-0-0		0-0-0							
0-0-0		0-0-0		0-0-0		AWAY		0-0-0		0-0-0		0-0-0							
0-0-0		0-0-0		0-0-0		NEUTRAL		0-0-0		0-0-0		0-0-0							
RPI	S	Opponent		Score	RPI	S	Opponent		Score	RPI	S	Opponent		Score					
										132	A	Cincinnati	1	4					
										133	H	Yale	1	3					
										221	H	Harvard	0	5					
										233	A	Cleveland St.	0	2					
										236	A	St. Bonaventure	1	3					
										250	A	Siena	1	2					
										255	A	Marist	1	5					
										275	A	Sacred Heart	1	5					
LAST 10 GAMES																			
					221	H	Harvard	0	5	275	A	Sacred Heart	1	5					
					236	A	St. Bonaventure	1	3	233	A	Cleveland St.	0	2					
					255	A	Marist	1	5	133	H	Yale	1	3					
										250	A	Siena	1	2					
										132	A	Cincinnati	1	4					

Non-Div. I Games:

UMass Lowell



Average RPI Win:		0	WON-LOST RECORD		WINNING PCT. RANK	LAST 10 GAMES		STRENGTH OF SCHEDULE		OPP. STRENGTH OF SCHEDULE		TEAM RPI	ADJ RPI	CONF. RPI	ADJ CONF. RPI	
Average RPI Loss:		222														
DIV. I ONLY			0-9-0		0	317	0-9-0	305		282		326	.2836	326	28	28
DIV. I NON-CONF.			0-9-0		0	316	0-9-0	304		284		326	.2836	326	28	28
TOTALS		RPI 1-25		RPI 26-50		W-L RECORDS		RPI 51-100		RPI 101-150		RPI 150+				
0-9-0		0-0-0		0-0-0		OVERALL		0-0-0		0-3-0		0-6-0				
0-3-0		0-0-0		0-0-0		HOME		0-0-0		0-2-0		0-1-0				
0-5-0		0-0-0		0-0-0		AWAY		0-0-0		0-1-0		0-4-0				
0-1-0		0-0-0		0-0-0		NEUTRAL		0-0-0		0-0-0		0-1-0				
0-9-0		0-0-0		0-0-0		NON-CONFERENCE		0-0-0		0-3-0		0-6-0				
0-3-0		0-0-0		0-0-0		HOME		0-0-0		0-2-0		0-1-0				
0-5-0		0-0-0		0-0-		AWAY		0-0-0		0-1-0		0-4-0				
0-1-0		0-0-0		0-0-0		NEUTRAL		0-0-0		0-0-0		0-1-0				
0-0-0		0-0-0		0-0-0		CONFERENCE		0-0-0		0-0-0		0-0-0				
0-0-0		0-0-0		0-0-0		HOME		0-0-0		0-0-0		0-0-0				
0-0-0		0-0-0		0-0-0		AWAY		0-0-0		0-0-0		0-0-0				
0-0-0		0-0-0		0-0-0		NEUTRAL		0-0-0		0-0-0		0-0-0				
RPI	S	Opponent		Score	RPI	S	Opponent		Score	RPI	S	Opponent		Score		



Average RPI Win: 0		WON-LOST RECORD		WINNING PCT. RANK		LAST 10 GAMES		STRENGTH OF SCHEDULE		OPP. STRENGTH OF SCHEDULE		TEAM RPI		ADJ RPI		CONF. RPI		ADJ CONF. RPI	
Average RPI Loss: 257		0-7-0		0 317		0-7-0		311		322		327		.25743 327		32		32	
DIV. I ONLY		0-7-0		0 316		0-7-0		312		323		327		.25743 327		32		32	
DIV. I NON-CONF.		0-7-0																	
TOTALS		RPI 1-25		RPI 26-50		W-L RECORDS		RPI 51-100		RPI 101-150		RPI 150+							
0-7-0		0-0-0		0-0-0		OVERALL		0-0-0		0-0-0		0-7-0							
0-2-0		0-0-0		0-0-0		HOME		0-0-0		0-0-0		0-2-0							
0-5-0		0-0-0		0-0-0		AWAY		0-0-0		0-0-0		0-5-0							
0-0-0		0-0-0		0-0-0		NEUTRAL		0-0-0		0-0-0		0-0-0							
0-7-0		0-0-0		0-0-0		NON-CONFERENCE		0-0-0		0-0-0		0-7-0							
0-2-0		0-0-0		0-0-0		HOME		0-0-0		0-0-0		0-2-0							
0-5-0		0-0-0		0-0-		AWAY		0-0-0		0-0-0		0-5-0							
0-0-0		0-0-0		0-0-0		NEUTRAL		0-0-0		0-0-0		0-0-0							
0-0-0		0-0-0		0-0-0		CONFERENCE		0-0-0		0-0-0		0-0-0							
0-0-0		0-0-0		0-0-0		HOME		0-0-0		0-0-0		0-0-0							
0-0-0		0-0-0		0-0-0		AWAY		0-0-0		0-0-0		0-0-0							
0-0-0		0-0-0		0-0-0		NEUTRAL		0-0-0		0-0-0		0-0-0							
RPI	S	Opponent		Score		RPI	S	Opponent		Score		RPI	S	Opponent		Score			
														173 H Temple		0		4	
														183 A Radford		0		6	
														253 H Bryant		0		2	
														265 A Mt. St. Mary's		1		3	
														287 A Manhattan		0		2	
														315 A Saint Peter's		1		2	
														323 A VMI		0		2	
						LAST 10 GAMES													
						265 A		Mt. St. Mary's		1	3	253 H		Bryant		0	2		
						315 A		Saint Peter's		1	2	173 H		Temple		0	4		
						287 A		Manhattan		0	2								
						323 A		VMI		0	2								
						183 A		Radford		0	6								

Non-Div. I Games:

Delaware St.