

Average RPI Win:		81	WON-LOST RECORD		WINNING PCT. RANK		LAST 10 GAMES		STRENGTH OF SCHEDULE		OPP. STRENGTH OF SCHEDULE		TEAM RPI		ADJ RPI		CONF. RPI		ADJ CONF. RPI	
DIV. I ONLY			38-4-0		.90476 1		8-2-0		55		3		1		.64159 1		4		4	
DIV. I NON-CONF.			16-1-0		.94118 2		0-0-0		110		20		2		.6283 2		3		3	
TOTALS		RPI 1-25		RPI 26-50		W-L RECORDS		RPI 51-100		RPI 101-150		RPI 150+								
38-4-0		8-0-0		2-0-0		OVERALL		17-3-0		7-1-0		4-0-0								
19-1-0		3-0-0		0-0-0		HOME		9-1-0		4-0-0		3-0-0								
12-2-0		3-0-0		0-0-0		AWAY		8-2-0		0-0-0		1-0-0								
7-1-0		2-0-0		2-0-0		NEUTRAL		0-0-0		3-1-0		0-0-0								
16-1-0		2-0-0		2-0-0		NON-CONFERENCE		1-0-0		7-1-0		4-0-0								
7-0-0		0-0-0		0-0-0		HOME		0-0-0		4-0-0		3-0-0								
2-0-0		0-0-0		0-0-		AWAY		1-0-0		0-0-0		1-0-0								
7-1-0		2-0-0		2-0-0		NEUTRAL		0-0-0		3-1-0		0-0-0								
22-3-0		6-0-0		0-0-0		CONFERENCE		16-3-0		0-0-0		0-0-0								
12-1-0		3-0-0		0-0-0		HOME		9-1-0		0-0-0		0-0-0								
10-2-0		3-0-0		0-0-0		AWAY		7-2-0		0-0-0		0-0-0								
0-0-0		0-0-0		0-0-0		NEUTRAL		0-0-0		0-0-0		0-0-0								
RPI	S	Opponent		Score		RPI	S	Opponent		Score		RPI	S	Opponent		Score				
10	H	Arizona		5	4	42	N	Nebraska		5	2	52	A	UCLA		2	1			
10	H	Arizona		11	7	42	N	Nebraska		10	1	52	A	UCLA		1	7			
10	H	Arizona		4	3							52	A	UCLA		4	2			
12	A	Stanford		7	0							54	A	Washington		2	3			
12	A	Stanford		15	7							54	A	Washington		5	2			
12	A	Stanford		3	1							54	A	Washington		3	0			
21	N	Indiana		4	1							64	H	Utah		5	1			
21	N	Indiana		1	0							64	H	Utah		5	4			
												64	H	Utah		5	4			
												66	H	Oregon		4	1			
												68	A	Saint Mary's (CA)		4	3			
												73	H	California		11	10			
												73	H	California		10	2			
												73	H	California		8	0			
												89	A	Arizona St.		2	0			
												89	A	Arizona St.		10	1			
												89	A	Arizona St.		4	0			
												97	H	Southern California		5	7			
												97	H	Southern California		10	1			
												97	H	Southern California		3	1			
						LAST 10 GAMES														
						73	H	California		10	2	97	H	Southern California		5	7			
						73	H	California		11	10	97	H	Southern California		3	1			
						73	H	California		8	0	52	A	UCLA		2	1			
						66	H	Oregon		4	1	52	A	UCLA		1	7			
						97	H	Southern California		10	1	52	A	UCLA		4	2			

Non-Div. I Games:

Oregon St.

Average RPI Win:		76	WON-LOST RECORD		WINNING PCT. RANK		LAST 10 GAMES		STRENGTH OF SCHEDULE		OPP. STRENGTH OF SCHEDULE		TEAM RPI		ADJ RPI		CONF. RPI		ADJ CONF. RPI					
DIV. I ONLY			37-9-0		.80435		4		8-2-0		6		8		2		.62482		2		3		3	
DIV. I NON-CONF.			18-4-0		.81818		12		3-1-0		12		28		5		.60641		5		4		4	
TOTALS		RPI 1-25		RPI 26-50				W-L RECORDS				RPI 51-100				RPI 101-150				RPI 150+				
37-9-0		10-3-0		8-3-0				OVERALL				9-2-0				3-1-0				7-0-0				
25-7-0		10-3-0		2-2-0				HOME				5-2-0				1-0-0				7-0-0				
11-2-0		0-0-0		5-1-0				AWAY				4-0-0				2-1-0				0-0-0				
1-0-0		0-0-0		1-0-0				NEUTRAL				0-0-0				0-0-0				0-0-0				
18-4-0		5-2-0		1-1-0				NON-CONFERENCE				4-1-0				1-0-0				7-0-0				
16-4-0		5-2-0		0-1-0				HOME				3-1-0				1-0-0				7-0-0				
1-0-0		0-0-0		0-0-				AWAY				1-0-0				0-0-0				0-0-0				
1-0-0		0-0-0		1-0-0				NEUTRAL				0-0-0				0-0-0				0-0-0				
19-5-0		5-1-0		7-2-0				CONFERENCE				5-1-0				2-1-0				0-0-0				
9-3-0		5-1-0		2-1-0				HOME				2-1-0				0-0-0				0-0-0				
10-2-0		0-0-0		5-1-0				AWAY				3-0-0				2-1-0				0-0-0				
0-0-0		0-0-0		0-0-0				NEUTRAL				0-0-0				0-0-0				0-0-0				
RPI	S	Opponent		Score		RPI	S	Opponent		Score		RPI	S	Opponent		Score		RPI	S	Opponent		Score		
7	H	Clemson		5	4	26	N	South Carolina		20	5	56	H	Liberty		2	5	106	H	VCU		8	2	
7	H	Clemson		5	1	28	A	Florida St.		5	2	63	H	Coastal Caro.		7	6	107	A	Pittsburgh		5	2	
7	H	Clemson		3	2	28	A	Florida St.		9	7	71	H	Miami (FL)		7	2	107	A	Pittsburgh		9	11	
8	H	Virginia		9	4	28	A	Florida St.		3	1	71	H	Miami (FL)		6	3	107	A	Pittsburgh		3	1	
8	H	Virginia		12	2	31	H	St. John's (NY)		4	5	71	H	Miami (FL)		2	6	167	H	Gardner-Webb		11	1	
8	H	Virginia		1	2	47	H	North Carolina St.		7	2	77	H	Winthrop		11	0	171	H	Radford		7	5	
9	H	Kentucky		5	4	47	H	North Carolina St.		2	4	86	A	Boston College		17	7	171	H	Radford		9	3	
9	H	Kentucky		6	5	47	H	North Carolina St.		7	1	86	A	Boston College		15	3	171	H	Radford		2	0	
9	H	Kentucky		3	1	49	A	Georgia Tech		7	4	86	A	Boston College		16	4	193	H	Elon		11	2	
24	H	Maryland		9	2	49	A	Georgia Tech		2	4	87	A	East Carolina		6	2	224	H	Campbell		7	1	
25	H	Long Beach St.		8	5	49	A	Georgia Tech		6	5	87	H	East Carolina		3	2	264	H	Richmond		5	4	
25	H	Long Beach St.		1	4																			
25	H	Long Beach St.		2	5																			
LAST 10 GAMES																								
264	H	Richmond		5	4	193	H	Elon		11	2													
7	H	Clemson		3	2	107	A	Pittsburgh		9	11													
7	H	Clemson		5	4	107	A	Pittsburgh		3	1													
7	H	Clemson		5	1	107	A	Pittsburgh		5	2													
224	H	Campbell		7	1	56	H	Liberty		2	5													

Non-Div. I Games:

North Carolina

Average RPI Win:		92	WON-LOST RECORD		WINNING PCT. RANK		LAST 10 GAMES		STRENGTH OF SCHEDULE		OPP. STRENGTH OF SCHEDULE		TEAM RPI		ADJ RPI		CONF. RPI		ADJ CONF. RPI					
Average RPI Loss:		44																						
DIV. I ONLY			39-13-0		.75		11		6-4-0		23		9		3		.61373		3		1		1	
DIV. I NON-CONF.			26-5-0		.83871		9		2-1-0		61		25		4		.61263		4		1		1	
TOTALS		RPI 1-25		RPI 26-50		W-L RECORDS		RPI 51-100		RPI 101-150		RPI 150+												
39-13-0		13-6-0		4-2-0		OVERALL		7-4-0		9-1-0		6-0-0												
19-5-0		5-2-0		2-0-0		HOME		5-2-0		3-1-0		4-0-0												
15-6-0		7-4-0		1-1-0		AWAY		2-1-0		5-0-0		0-0-0												
5-2-0		1-0-0		1-1-0		NEUTRAL		0-1-0		1-0-0		2-0-0												
26-5-0		3-1-0		4-2-0		NON-CONFERENCE		4-1-0		9-1-0		6-0-0												
14-1-0		1-0-0		2-0-0		HOME		4-0-0		3-1-0		4-0-0												
7-2-0		1-1-0		1-0-		AWAY		0-0-0		5-0-0		0-0-0												
5-2-0		1-0-0		1-1-0		NEUTRAL		0-1-0		1-0-0		2-0-0												
13-8-0		10-5-0		0-0-0		CONFERENCE		3-3-0		0-0-0		0-0-0												
5-4-0		4-2-0		0-0-0		HOME		1-2-0		0-0-0		0-0-0												
8-4-0		6-3-0		0-0-0		AWAY		2-1-0		0-0-0		0-0-0												
0-0-0		0-0-0		0-0-0		NEUTRAL		0-0-0		0-0-0		0-0-0												
RPI	S	Opponent		Score		RPI	S	Opponent		Score		RPI	S	Opponent		Score		RPI	S	Opponent		Score		
5	H	TCU		21 3		32	N	Texas A&M		0 9		60	H	Oklahoma St.		8 2		105	H	UTSA		2 3		
5	H	TCU		1 4		33	N	Ole Miss		5 1		60	H	Oklahoma St.		10 12		105	H	UTSA		8 4		
5	H	TCU		6 4		40	A	New Mexico		27 15		60	H	Oklahoma St.		1 3		105	H	UTSA		7 6		
10	H	Arizona		13 1		40	A	New Mexico		5 16		73	H	California		3 2		112	A	New Mexico St.		15 4		
13	A	West Virginia		1 0		40	H	New Mexico		12 4		73	H	California		11 2		112	H	New Mexico St.		16 1		
13	A	West Virginia		2 3		40	H	New Mexico		7 2		73	H	California		4 2		112	N	New Mexico St.		6 4		
13	A	West Virginia		4 3								73	H	California		5 1		146	A	Wichita St.		4 1		
14	N	LSU		5 4								82	N	UT Arlington		1 5		146	A	Wichita St.		10 5		
15	H	Baylor		5 3								99	A	Kansas St.		12 8		146	A	Wichita St.		3 1		
15	H	Baylor		9 10								99	A	Kansas St.		7 4		150	A	Ohio St.		5 3		
15	H	Baylor		13 2								99	A	Kansas St.		3 5		237	H	UNLV		5 2		
16	A	Mississippi St.		5 2														237	H	UNLV		5 4		
16	A	Mississippi St.		5 8														268	N	Western Ill.		13 5		
20	A	Oklahoma		9 4														268	N	Western Ill.		15 1		
20	A	Oklahoma		2 6														272	H	Texas Southern		14 7		
20	A	Oklahoma		4 5														272	H	Texas Southern		8 4		
22	A	Texas		8 5																				
22	A	Texas		2 1																				
22	A	Texas		2 1																				
						LAST 10 GAMES																		
						13	A	West Virginia		2 3		5	H	TCU		6 4								
						13	A	West Virginia		1 0		5	H	TCU		1 4								
						13	A	West Virginia		4 3		40	A	New Mexico		27 15								
						150	A	Ohio St.		5 3		40	A	New Mexico		5 16								
						5	H	TCU		21 3		60	H	Oklahoma St.		1 3								

Non-Div. I Games:

Texas Tech

Average RPI Win: 69		WON-LOST	WINNING	LAST 10	STRENGTH OF		OPP. STRENGTH	TEAM	ADJ	CONF.	ADJ CONF.
Average RPI Loss: 46		RECORD	PCT. RANK	GAMES	SCHEDULE		OF SCHEDULE	RPI	RPI	RPI	RPI
DIV. I ONLY		35-13-0	.72917	14	9-1-0		10	2	4	.61275	4
DIV. I NON-CONF.		19-5-0	.79167	18	2-0-0		15	15	3	.61691	3
TOTALS		RPI 1-25	RPI 26-50		W-L RECORDS		RPI 51-100		RPI 101-150		RPI 150+
35-13-0		2-1-0	12-8-0		OVERALL		16-4-0		4-0-0		1-0-0
24-6-0		2-1-0	8-3-0		HOME		10-2-0		4-0-0		0-0-0
10-7-0		0-0-0	3-5-0		AWAY		6-2-0		0-0-0		1-0-0
1-0-0		0-0-0	1-0-0		NEUTRAL		0-0-0		0-0-0		0-0-0
19-5-0		0-0-0	4-1-0		NON-CONFERENCE		10-4-0		4-0-0		1-0-0
16-2-0		0-0-0	2-0-0		HOME		10-2-0		4-0-0		0-0-0
2-3-0		0-0-0	1-0-		AWAY		0-2-0		0-0-0		1-0-0
1-0-0		0-0-0	1-0-0		NEUTRAL		0-0-0		0-0-0		0-0-0
16-8-0		2-1-0	8-7-0		CONFERENCE		6-0-0		0-0-0		0-0-0
8-4-0		2-1-0	6-3-0		HOME		0-0-0		0-0-0		0-0-0
8-4-0		0-0-0	2-4-0		AWAY		6-0-0		0-0-0		0-0-0
0-0-0		0-0-0	0-0-0		NEUTRAL		0-0-0		0-0-0		0-0-0
RPI S	Opponent	Score	RPI S	Opponent	Score	RPI S	Opponent	Score	RPI S	Opponent	Score
14 H	LSU	1 0	26 H	South Carolina	1 0	65 A	FGCU	3 7	118 H	Florida A&M	8 7
14 H	LSU	6 10	26 H	South Carolina	2 4	65 H	FGCU	2 3	128 H	Columbia	7 2
14 H	LSU	8 1	26 H	South Carolina	7 5	69 A	Missouri	2 1	128 H	Columbia	7 0
			27 A	Vanderbilt	0 2	69 A	Missouri	2 1	128 H	Columbia	8 4
			27 A	Vanderbilt	10 6	69 A	Missouri	4 3	172 A	Stetson	9 8
			27 A	Vanderbilt	20 8	71 H	Miami (FL)	2 0			
			28 A	Florida St.	10 7	71 H	Miami (FL)	1 0			
			28 H	Florida St.	1 0	71 H	Miami (FL)	6 2			
			28 N	Florida St.	4 1	84 A	Jacksonville	2 3			
			30 A	UCF	2 11	84 H	Jacksonville	6 2			
			30 H	UCF	4 3	85 H	Seton Hall	8 0			
			33 H	Ole Miss	7 4	85 H	Seton Hall	4 3			
			33 H	Ole Miss	6 4	85 H	Seton Hall	2 3			
			33 H	Ole Miss	11 2	94 H	North Florida	2 1			
			37 A	Auburn	5 6	98 H	William & Mary	11 6			
			37 A	Auburn	1 2	98 H	William & Mary	5 4			
			37 A	Auburn	3 14	98 H	William & Mary	8 1			
			43 H	Tennessee	6 7	100 A	Georgia	6 3			
			43 H	Tennessee	2 3	100 A	Georgia	4 3			
			43 H	Tennessee	5 4	100 A	Georgia	6 4			
LAST 10 GAMES											
			33 H	Ole Miss	6 4	100 A	Georgia	4 3			
			33 H	Ole Miss	7 4	100 A	Georgia	6 3			
			33 H	Ole Miss	11 2	100 A	Georgia	6 4			
			84 H	Jacksonville	6 2	26 H	South Carolina	7 5			
			118 H	Florida A&M	8 7	26 H	South Carolina	2 4			

Non-Div. I Games:

Florida

TCU

Average RPI Win: 97		WON-LOST	WINNING	LAST 10	STRENGTH OF		OPP. STRENGTH	TEAM	ADJ	CONF.	ADJ CONF.
Average RPI Loss: 63		RECORD	PCT. RANK	GAMES	SCHEDULE		OF SCHEDULE	RPI	RPI	RPI	RPI
DIV. I ONLY		35-11-0	.76087	8	6-4-0		49	4	5	.60567	5
DIV. I NON-CONF.		20-5-0	.8	15	0-1-0		148	23	22	.58149	22
TOTALS		RPI 1-25	RPI 26-50		W-L RECORDS		RPI 51-100		RPI 101-150		RPI 150+
35-11-0		8-6-0	4-0-0		OVERALL		13-2-0		0-1-0		10-2-0
22-4-0		5-1-0	1-0-0		HOME		8-2-0		0-1-0		8-0-0
10-7-0		2-5-0	1-0-0		AWAY		5-0-0		0-0-0		2-2-0
3-0-0		1-0-0	2-0-0		NEUTRAL		0-0-0		0-0-0		0-0-0
20-5-0		1-1-0	4-0-0		NON-CONFERENCE		5-1-0		0-1-0		10-2-0
12-2-0		0-0-0	1-0-0		HOME		3-1-0		0-1-0		8-0-0
5-3-0		0-1-0	1-0-		AWAY		2-0-0		0-0-0		2-2-0
3-0-0		1-0-0	2-0-0		NEUTRAL		0-0-0		0-0-0		0-0-0
15-6-0		7-5-0	0-0-0		CONFERENCE		8-1-0		0-0-0		0-0-0
10-2-0		5-1-0	0-0-0		HOME		5-1-0		0-0-0		0-0-0
5-4-0		2-4-0	0-0-0		AWAY		3-0-0		0-0-0		0-0-0
0-0-0		0-0-0	0-0-0		NEUTRAL		0-0-0		0-0-0		0-0-0
RPI S	Opponent	Score	RPI S	Opponent	Score	RPI S	Opponent	Score	RPI S	Opponent	Score
3 A	Texas Tech	4 1	32 N	Texas A&M	11 10	57 H	Rice	13 5	143 H	SFA	2 6
3 A	Texas Tech	3 21	33 N	Ole Miss	5 3	60 H	Oklahoma St.	6 5	163 A	UC Irvine	16 7
3 A	Texas Tech	4 6	50 A	DBU	9 3	60 H	Oklahoma St.	7 5	163 A	UC Irvine	3 6
13 A	West Virginia	4 5	50 H	DBU	3 2	60 H	Oklahoma St.	5 1	163 A	UC Irvine	2 11
13 A	West Virginia	8 6				62 H	Kansas	3 1	178 H	Murray St.	15 6
13 A	West Virginia	4 5				62 H	Kansas	5 1	178 H	Murray St.	13 2
14 N	LSU	9 6				62 H	Kansas	3 4	178 H	Murray St.	9 2
15 H	Baylor	8 5				82 A	UT Arlington	7 2	227 H	Penn St.	6 3
15 H	Baylor	9 4				82 A	UT Arlington	5 4	227 H	Penn St.	9 3
15 H	Baylor	5 16				89 H	Arizona St.	5 2	227 H	Penn St.	12 1
22 H	Texas	11 10				89 H	Arizona St.	8 4	233 H	UTRGV	10 2
22 H	Texas	8 2				89 H	Arizona St.	9 13	233 H	UTRGV	18 2
22 H	Texas	4 3				99 A	Kansas St.	1 0	262 A	Abilene Christian	3 0
25 A	Long Beach St.	0 7				99 A	Kansas St.	12 4			
						99 A	Kansas St.	5 0			
LAST 10 GAMES											
22 H	Texas	4 3	3 A	Texas Tech	4 1						
22 H	Texas	8 2	143 H	SFA	2 6						
22 H	Texas	11 10	15 H	Baylor	8 5						
3 A	Texas Tech	3 21	15 H	Baylor	5 16						
3 A	Texas Tech	4 6	15 H	Baylor	9 4						

Non-Div. I Games:

TCU

Average RPI Win: 133		WON-LOST	WINNING	LAST 10	STRENGTH OF	OPP. STRENGTH	TEAM	ADJ	CONF.	ADJ CONF.							
Average RPI Loss: 47		RECORD	PCT. RANK	GAMES	SCHEDULE	OF SCHEDULE	RPI	RPI	RPI	RPI							
DIV. I ONLY		42-6-0	.875	2	2-0-0	123	57	6	.60564	6	3	3					
DIV. I NON-CONF.		22-2-0	.91667	3	1-0-0	265	193	25	.57579	25	4	4					
<hr/>																	
TOTALS		RPI 1-25		RPI 26-50		W-L RECORDS		RPI 51-100		RPI 101-150		RPI 150+					
42-6-0		6-3-0		5-1-0		OVERALL		6-1-0		9-1-0		16-0-0					
28-2-0		3-1-0		0-0-0		HOME		3-0-0		8-1-0		14-0-0					
11-4-0		2-2-0		5-1-0		AWAY		3-1-0		0-0-0		1-0-0					
3-0-0		1-0-0		0-0-0		NEUTRAL		0-0-0		1-0-0		1-0-0					
22-2-0		2-1-0		0-0-0		NON-CONFERENCE		0-1-0		4-0-0		16-0-0					
18-0-0		1-0-0		0-0-0		HOME		0-0-0		3-0-0		14-0-0					
1-2-0		0-1-0		0-0-		AWAY		0-1-0		0-0-0		1-0-0					
3-0-0		1-0-0		0-0-0		NEUTRAL		0-0-0		1-0-0		1-0-0					
20-4-0		4-2-0		5-1-0		CONFERENCE		6-0-0		5-1-0		0-0-0					
10-2-0		2-1-0		0-0-0		HOME		3-0-0		5-1-0		0-0-0					
10-2-0		2-1-0		5-1-0		AWAY		3-0-0		0-0-0		0-0-0					
0-0-0		0-0-0		0-0-0		NEUTRAL		0-0-0		0-0-0		0-0-0					
RPI	S	Opponent		Score		RPI	S	Opponent		Score		RPI	S	Opponent		Score	
8	A	Virginia		5 2		47	A	North Carolina St.		1 3		86	H	Boston College		6 0	
8	A	Virginia		2 11		47	A	North Carolina St.		7 6		86	H	Boston College		6 4	
8	A	Virginia		4 3		47	A	North Carolina St.		8 1		86	H	Boston College		5 3	
9	A	Kentucky		7 11		49	A	Georgia Tech		3 0		90	A	Cincinnati		3 6	
9	H	Kentucky		5 3		49	A	Georgia Tech		10 1		93	A	Notre Dame		2 0	
11	H	Wake Forest		1 2		49	A	Georgia Tech		5 4		93	A	Notre Dame		5 1	
11	H	Wake Forest		7 6								93	A	Notre Dame		9 4	
11	H	Wake Forest		7 5													
24	N	Maryland		10 7													
						LAST 10 GAMES											
						228	A	Eastern Ky.		14 4		196	H	Toledo		17 2	
						93	A	Notre Dame		9 4		196	H	Toledo		11 1	
						93	A	Notre Dame		5 1		196	H	Toledo		5 4	
						93	A	Notre Dame		2 0		238	H	Northern Ky.		6 4	
						230	H	Miami (OH)		6 5		117	H	Duke		7 5	
												253	H	Western Ky.		11 1	
												280	H	Omaha		10 0	
												280	H	Omaha		6 0	
												280	H	Omaha		7 2	
												296	H	Fort Wayne		12 2	

Non-Div. I Games:

Louisville

Average RPI Win:	98	WON-LOST	WINNING	LAST 10	STRENGTH OF	OPP. STRENGTH	TEAM	ADJ	CONF.	ADJ CONF.		
Average RPI Loss:	48	RECORD	PCT. RANK	GAMES	SCHEDULE	OF SCHEDULE	RPI	RPI	RPI	RPI		
DIV. I ONLY		35-12-0	.74468	12	5-5-0	29	15	7	.60267	7	3	3
DIV. I NON-CONF.		19-4-0	.82609	10	3-1-0	81	48	19	.58552	19	4	4
<hr/>												
TOTALS	RPI 1-25	RPI 26-50		W-L RECORDS		RPI 51-100		RPI 101-150		RPI 150+		
35-12-0	4-5-0	5-4-0		OVERALL		12-0-0		7-2-0		7-1-0		
24-6-0	4-2-0	0-1-0		HOME		7-0-0		7-2-0		6-1-0		
9-6-0	0-3-0	4-3-0		AWAY		4-0-0		0-0-0		1-0-0		
2-0-0	0-0-0	1-0-0		NEUTRAL		1-0-0		0-0-0		0-0-0		
19-4-0	0-0-0	2-1-0		NON-CONFERENCE		6-0-0		4-2-0		7-1-0		
14-4-0	0-0-0	0-1-0		HOME		4-0-0		4-2-0		6-1-0		
3-0-0	0-0-0	1-0-		AWAY		1-0-0		0-0-0		1-0-0		
2-0-0	0-0-0	1-0-0		NEUTRAL		1-0-0		0-0-0		0-0-0		
16-8-0	4-5-0	3-3-0		CONFERENCE		6-0-0		3-0-0		0-0-0		
10-2-0	4-2-0	0-0-0		HOME		3-0-0		3-0-0		0-0-0		
6-6-0	0-3-0	3-3-0		AWAY		3-0-0		0-0-0		0-0-0		
0-0-0	0-0-0	0-0-0		NEUTRAL		0-0-0		0-0-0		0-0-0		
RPI S	Opponent	Score	RPI S	Opponent	Score	RPI S	Opponent	Score	RPI S	Opponent	Score	
2 A	North Carolina	4 5	26 A	South Carolina	5 3	67 H	Yale	10 8	101 H	Western Caro.	11 5	
2 A	North Carolina	1 5	26 H	South Carolina	0 2	67 H	Yale	10 6	102 H	Wright St.	6 2	
2 A	North Carolina	2 3	26 N	South Carolina	8 7	77 H	Winthrop	6 5	102 H	Wright St.	4 6	
8 H	Virginia	12 1	28 A	Florida St.	3 7	86 A	Boston College	8 2	102 H	Wright St.	2 9	
8 H	Virginia	0 2	28 A	Florida St.	12 10	86 A	Boston College	2 0	123 H	Furman	8 0	
8 H	Virginia	7 6	28 A	Florida St.	6 7	86 A	Boston College	1 0	126 H	Virginia Tech	12 1	
11 H	Wake Forest	3 8	49 A	Georgia Tech	13 6	91 N	Michigan St.	9 2	126 H	Virginia Tech	6 3	
11 H	Wake Forest	8 7	49 A	Georgia Tech	11 6	93 H	Notre Dame	6 5	126 H	Virginia Tech	8 3	
11 H	Wake Forest	11 0	49 A	Georgia Tech	1 5	93 H	Notre Dame	4 1	145 H	Wofford	9 2	
						93 H	Notre Dame	4 0	158 A	Col. of Charleston	8 4	
						100 A	Georgia	4 0	158 H	Col. of Charleston	7 2	
						100 H	Georgia	9 7	193 H	Elon	3 0	
									193 H	Elon	13 5	
									193 H	Elon	1 0	
									207 H	Charleston So.	6 5	
									212 H	Nevada	5 2	
									212 H	Nevada	5 7	
LAST 10 GAMES												
212 H	Nevada	5 7	158 H	Col. of Charleston	7 2							
212 H	Nevada	5 2	11 H	Wake Forest	3 8							
2 A	North Carolina	2 3	11 H	Wake Forest	11 0							
2 A	North Carolina	4 5	11 H	Wake Forest	8 7							
2 A	North Carolina	1 5	100 H	Georgia	9 7							

Non-Div. I Games:

Clemson

Average RPI Win: 127		WON-LOST RECORD	WINNING PCT. RANK	LAST 10 GAMES	STRENGTH OF SCHEDULE	OPP. STRENGTH OF SCHEDULE	TEAM RPI	ADJ RPI	CONF. RPI	ADJ CONF. RPI				
Average RPI Loss: 54														
DIV. I ONLY		36-11-0	.76596	6	7-3-0	46	54	8	.59707	8	3	3		
DIV. I NON-CONF.		22-1-0	.95652	1	3-0-0	191	143	6	.59902	6	4	4		
<hr/>														
TOTALS		RPI 1-25		RPI 26-50		W-L RECORDS		RPI 51-100		RPI 101-150		RPI 150+		
36-11-0		3-6-0		3-1-0		OVERALL		9-1-0		9-2-0		12-1-0		
25-5-0		1-2-0		1-0-0		HOME		7-1-0		6-1-0		10-1-0		
9-6-0		2-4-0		2-1-0		AWAY		0-0-0		3-1-0		2-0-0		
2-0-0		0-0-0		0-0-0		NEUTRAL		2-0-0		0-0-0		0-0-0		
<hr/>														
22-1-0		0-0-0		1-0-0		NON-CONFERENCE		7-0-0		2-0-0		12-1-0		
17-1-0		0-0-0		1-0-0		HOME		5-0-0		1-0-0		10-1-0		
3-0-0		0-0-0		0-0-		AWAY		0-0-0		1-0-0		2-0-0		
2-0-0		0-0-0		0-0-0		NEUTRAL		2-0-0		0-0-0		0-0-0		
<hr/>														
14-10-0		3-6-0		2-1-0		CONFERENCE		2-1-0		7-2-0		0-0-0		
8-4-0		1-2-0		0-0-0		HOME		2-1-0		5-1-0		0-0-0		
6-6-0		2-4-0		2-1-0		AWAY		0-0-0		2-1-0		0-0-0		
0-0-0		0-0-0		0-0-0		NEUTRAL		0-0-0		0-0-0		0-0-0		
<hr/>														
RPI	S	Opponent	Score		RPI	S	Opponent	Score		RPI	S	Opponent	Score	
2	A	North Carolina	2	12	28	A	Florida St.	4	6	56	H	Liberty	8	7
2	A	North Carolina	4	9	28	A	Florida St.	7	5	56	N	Liberty	10	2
2	A	North Carolina	2	1	28	A	Florida St.	8	0	62	N	Kansas	9	6
6	H	Louisville	11	2	39	H	Old Dominion	18	5	93	H	Notre Dame	2	8
6	H	Louisville	2	5						93	H	Notre Dame	14	4
6	H	Louisville	3	4						93	H	Notre Dame	9	0
7	A	Clemson	1	12						96	H	Rutgers	12	4
7	A	Clemson	2	0						96	H	Rutgers	7	3
7	A	Clemson	6	7						96	H	Rutgers	18	2
										98	H	William & Mary	11	3

Non-Div. I Games:

Virginia



Average RPI Win: 105		WON-LOST	WINNING	LAST 10	STRENGTH OF		OPP. STRENGTH	TEAM	ADJ	CONF.	ADJ CONF.
Average RPI Loss: 45		RECORD	PCT. RANK	GAMES	SCHEDULE		OF SCHEDULE	RPI	RPI	RPI	RPI
DIV. I ONLY		32-16-0	.66667	34	6-4-0		14	16	9	.59669	9
DIV. I NON-CONF.		17-7-0	.70833	33	1-0-0		27	84	18	.58965	18
TOTALS		RPI 1-25	RPI 26-50		W-L RECORDS		RPI 51-100		RPI 101-150		RPI 150+
32-16-0		4-7-0	10-3-0		OVERALL		4-5-0		5-0-0		9-1-0
21-5-0		3-1-0	4-2-0		HOME		2-2-0		5-0-0		7-0-0
10-10-0		1-6-0	6-1-0		AWAY		2-3-0		0-0-0		1-0-0
1-1-0		0-0-0	0-0-0		NEUTRAL		0-0-0		0-0-0		1-1-0
17-7-0		1-4-0	1-0-0		NON-CONFERENCE		1-2-0		5-0-0		9-1-0
14-0-0		1-0-0	0-0-0		HOME		1-0-0		5-0-0		7-0-0
2-6-0		0-4-0	1-0-		AWAY		0-2-0		0-0-0		1-0-0
1-1-0		0-0-0	0-0-0		NEUTRAL		0-0-0		0-0-0		1-1-0
15-9-0		3-3-0	9-3-0		CONFERENCE		3-3-0		0-0-0		0-0-0
7-5-0		2-1-0	4-2-0		HOME		1-2-0		0-0-0		0-0-0
8-4-0		1-2-0	5-1-0		AWAY		2-1-0		0-0-0		0-0-0
0-0-0		0-0-0	0-0-0		NEUTRAL		0-0-0		0-0-0		0-0-0
RPI S	Opponent	Score	RPI S	Opponent	Score	RPI S	Opponent	Score	RPI S	Opponent	Score
2 A	North Carolina	4 5	26 A	South Carolina	19 1	56 A	Liberty	4 5	102 H	Wright St.	15 1
2 A	North Carolina	1 3	26 A	South Carolina	1 5	69 A	Missouri	8 9	108 H	Xavier	6 0
2 A	North Carolina	5 6	26 A	South Carolina	9 4	69 A	Missouri	6 1	135 H	UC Santa Barbara	12 1
6 A	Louisville	3 5	27 H	Vanderbilt	7 4	69 A	Missouri	5 2	135 H	UC Santa Barbara	3 2
6 H	Louisville	11 7	27 H	Vanderbilt	10 3	90 A	Cincinnati	1 2	135 H	UC Santa Barbara	2 1
14 H	LSU	3 4	27 H	Vanderbilt	4 6	90 H	Cincinnati	13 7	164 N	Delaware	3 4
14 H	LSU	12 5	32 A	Texas A&M	11 7	100 H	Georgia	3 6	178 H	Murray St.	9 7
14 H	LSU	10 2	32 A	Texas A&M	6 0	100 H	Georgia	7 4	202 H	UT Martin	8 0
16 A	Mississippi St.	6 10	32 A	Texas A&M	7 6	100 H	Georgia	3 5	228 H	Eastern Ky.	12 0
16 A	Mississippi St.	5 2	33 H	Ole Miss	4 2				230 H	Miami (OH)	16 3
16 A	Mississippi St.	6 10	33 H	Ole Miss	6 9				230 H	Miami (OH)	6 4
			33 H	Ole Miss	4 1				230 H	Miami (OH)	14 2
			39 A	Old Dominion	19 2				244 N	Saint Joseph's	16 9
									253 A	Western Ky.	4 3
									253 H	Western Ky.	17 2
LAST 10 GAMES											
			100 H	Georgia	3 6	26 A	South Carolina	19 1			
			100 H	Georgia	7 4	108 H	Xavier	6 0			
			100 H	Georgia	3 5	14 H	LSU	10 2			
			26 A	South Carolina	9 4	14 H	LSU	3 4			
			26 A	South Carolina	1 5	14 H	LSU	12 5			

Non-Div. I Games:

Kentucky

Average RPI Win:		108	WON-LOST RECORD		WINNING PCT. RANK	LAST 10 GAMES		STRENGTH OF SCHEDULE		OPP. STRENGTH OF SCHEDULE	TEAM RPI	ADJ RPI	CONF. RPI	ADJ CONF. RPI			
Average RPI Loss:		36															
DIV. I ONLY			31-15-0		.67391	32	5-5-0		12	31	10	.59447	10	4	4		
DIV. I NON-CONF.			18-3-0		.85714	6	2-0-0		11	96	1	.6365	1	3	3		
TOTALS		RPI 1-25		RPI 26-50		W-L RECORDS		RPI 51-100		RPI 101-150		RPI 150+					
31-15-0		1-7-0		4-2-0		OVERALL		12-5-0		9-1-0		5-0-0					
23-4-0		0-0-0		4-0-0		HOME		9-4-0		6-0-0		4-0-0					
6-10-0		0-7-0		0-1-0		AWAY		2-1-0		3-1-0		1-0-0					
2-1-0		1-0-0		0-1-0		NEUTRAL		1-0-0		0-0-0		0-0-0					
18-3-0		1-1-0		4-2-0		NON-CONFERENCE		1-0-0		7-0-0		5-0-0					
14-0-0		0-0-0		4-0-0		HOME		0-0-0		6-0-0		4-0-0					
2-2-0		0-1-0		0-0-		AWAY		0-0-0		1-0-0		1-0-0					
2-1-0		1-0-0		0-1-0		NEUTRAL		1-0-0		0-0-0		0-0-0					
13-12-0		0-6-0		0-0-0		CONFERENCE		11-5-0		2-1-0		0-0-0					
9-4-0		0-0-0		0-0-0		HOME		9-4-0		0-0-0		0-0-0					
4-8-0		0-6-0		0-0-0		AWAY		2-1-0		2-1-0		0-0-0					
0-0-0		0-0-0		0-0-0		NEUTRAL		0-0-0		0-0-0		0-0-0					
RPI	S	Opponent		Score		RPI	S	Opponent		Score		RPI	S	Opponent		Score	
1	A	Oregon St.		4	5	35	A	Cal St. Fullerton		0	4	52	A	UCLA		7	8
1	A	Oregon St.		7	11	42	N	Nebraska		0	1	52	A	UCLA		19	4
1	A	Oregon St.		3	4	44	H	McNeese		12	5	52	A	UCLA		4	3
3	A	Texas Tech		1	13	44	H	McNeese		8	3	54	H	Washington		3	1
12	A	Stanford		1	3	44	H	McNeese		9	3	54	H	Washington		12	11
12	A	Stanford		3	4	44	H	McNeese		12	3	54	H	Washington		5	4
12	A	Stanford		2	3							60	N	Oklahoma St.		10	9
18	N	Arkansas		3	0							64	H	Utah		5	12
												64	H	Utah		2	4
												64	H	Utah		3	7
												66	H	Oregon		18	4
												66	H	Oregon		5	4
												66	H	Oregon		4	8
												89	H	Arizona St.		11	2
												97	H	Southern California		8	1
												97	H	Southern California		5	1
												97	H	Southern California		9	4
LAST 10 GAMES																	
												12	A	Stanford		3	4
												12	A	Stanford		2	3
												112	H	New Mexico St.		11	2
												64	H	Utah		2	4
												64	H	Utah		3	7

Non-Div. I Games:

Arizona

Average RPI Win:	102	WON-LOST RECORD		WINNING PCT. RANK		LAST 10 GAMES		STRENGTH OF SCHEDULE		OPP. STRENGTH OF SCHEDULE		TEAM RPI		ADJ RPI		CONF. RPI		ADJ CONF. RPI	
DIV. I ONLY		32-14-0		.69565	23	6-4-0		31		26		11		.59317	11	3		3	
DIV. I NON-CONF.		17-5-0		.77273	19	1-1-0		52		71		12		.59311	12	4		4	
TOTALS		RPI 1-25		RPI 26-50		W-L RECORDS		RPI 51-100		RPI 101-150		RPI 150+							
32-14-0		2-4-0		4-4-0		OVERALL		14-4-0		4-1-0		8-1-0							
19-5-0		0-0-0		4-2-0		HOME		10-3-0		1-0-0		4-0-0							
12-8-0		2-4-0		0-2-0		AWAY		4-1-0		3-1-0		3-0-0							
1-1-0		0-0-0		0-0-0		NEUTRAL		0-0-0		0-0-0		1-1-0							
17-5-0		0-0-0		0-2-0		NON-CONFERENCE		7-2-0		2-0-0		8-1-0							
10-2-0		0-0-0		0-0-0		HOME		5-2-0		1-0-0		4-0-0							
6-2-0		0-0-0		0-0-		AWAY		2-0-0		1-0-0		3-0-0							
1-1-0		0-0-0		0-0-0		NEUTRAL		0-0-0		0-0-0		1-1-0							
15-9-0		2-4-0		4-2-0		CONFERENCE		7-2-0		2-1-0		0-0-0							
9-3-0		0-0-0		4-2-0		HOME		5-1-0		0-0-0		0-0-0							
6-6-0		2-4-0		0-0-0		AWAY		2-1-0		2-1-0		0-0-0							
0-0-0		0-0-0		0-0-0		NEUTRAL		0-0-0		0-0-0		0-0-0							
RPI	S	Opponent	Score		RPI	S	Opponent	Score		RPI	S	Opponent	Score		RPI	S	Opponent	Score	
6	A	Louisville	2	1	29	A	Houston	1	8	58	H	Kent St.	5	0	117	A	Duke	11	2
6	A	Louisville	6	7	29	A	Houston	4	5	58	H	Kent St.	7	2	117	A	Duke	3	7
6	A	Louisville	5	7	47	H	North Carolina St.	6	4	63	A	Coastal Caro.	13	8	117	A	Duke	8	4
7	A	Clemson	7	8	47	H	North Carolina St.	5	8	63	H	Coastal Caro.	19	9	132	H	UNCG	15	8
7	A	Clemson	0	11	47	H	North Carolina St.	6	5	71	A	Miami (FL)	9	0	137	A	High Point	18	8
7	A	Clemson	8	3	49	H	Georgia Tech	6	7	71	A	Miami (FL)	2	1	156	A	Davidson	12	6
					49	H	Georgia Tech	17	8	71	A	Miami (FL)	1	5	156	H	Davidson	13	5
					49	H	Georgia Tech	8	4	75	A	Charlotte	13	4	159	N	Nicholls St.	5	0
										75	H	Charlotte	1	6	159	N	Nicholls St.	5	12
										86	H	Boston College	0	8	171	H	Radford	18	7
										86	H	Boston College	5	2	173	A	Appalachian St.	5	4
										86	H	Boston College	15	5	193	A	Elon	13	1
										93	H	Notre Dame	13	7	193	H	Elon	14	1
										93	H	Notre Dame	5	1	239	H	Quinnipiac	2	1
										93	H	Notre Dame	4	3					
										97	H	Southern California	15	5					
										97	H	Southern California	9	15					
										97	H	Southern California	18	5					
LAST 10 GAMES																			
					86	H	Boston College	5	2	7	A	Clemson	0	11					
					86	H	Boston College	0	8	7	A	Clemson	7	8					
					86	H	Boston College	15	5	75	H	Charlotte	1	6					
					156	A	Davidson	12	6	93	H	Notre Dame	5	1					
					7	A	Clemson	8	3	93	H	Notre Dame	13	7					

Non-Div. I Games:

Wake Forest

Average RPI Win: 78		WON-LOST RECORD		WINNING PCT. RANK		LAST 10 GAMES		STRENGTH OF SCHEDULE		OPP. STRENGTH OF SCHEDULE		TEAM RPI		ADJ RPI		CONF. RPI		ADJ CONF. RPI	
DIV. I ONLY		30-13-0		.69767 22		9-1-0		38		1		12		.59136 12		4		4	
DIV. I NON-CONF.		15-5-0		.75 21		2-0-0		92		1		8		.5948 8		3		3	
TOTALS		RPI 1-25		RPI 26-50		W-L RECORDS		RPI 51-100		RPI 101-150		RPI 150+							
30-13-0		7-4-0		1-2-0		OVERALL		17-7-0		1-0-0		4-0-0							
19-7-0		7-4-0		0-0-0		HOME		8-3-0		1-0-0		3-0-0							
11-6-0		0-0-0		1-2-0		AWAY		9-4-0		0-0-0		1-0-0							
0-0-0		0-0-0		0-0-0		NEUTRAL		0-0-0		0-0-0		0-0-0							
15-5-0		4-1-0		1-2-0		NON-CONFERENCE		5-2-0		1-0-0		4-0-0							
11-1-0		4-1-0		0-0-0		HOME		3-0-0		1-0-0		3-0-0							
4-4-0		0-0-0		1-0-		AWAY		2-2-0		0-0-0		1-0-0							
0-0-0		0-0-0		0-0-0		NEUTRAL		0-0-0		0-0-0		0-0-0							
15-8-0		3-3-0		0-0-0		CONFERENCE		12-5-0		0-0-0		0-0-0							
8-6-0		3-3-0		0-0-0		HOME		5-3-0		0-0-0		0-0-0							
7-2-0		0-0-0		0-0-0		AWAY		7-2-0		0-0-0		0-0-0							
0-0-0		0-0-0		0-0-0		NEUTRAL		0-0-0		0-0-0		0-0-0							
RPI	S	Opponent		Score		RPI	S	Opponent		Score		RPI	S	Opponent		Score			
1	H	Oregon St.		1	3	35	A	Cal St. Fullerton		0	1	52	H	UCLA		0	2		
1	H	Oregon St.		0	7	35	A	Cal St. Fullerton		7	6	52	H	UCLA		5	3		
1	H	Oregon St.		7	15	35	A	Cal St. Fullerton		1	8	52	H	UCLA		6	7		
10	H	Arizona		3	1							57	A	Rice		16	6		
10	H	Arizona		3	2							57	A	Rice		0	4		
10	H	Arizona		4	3							57	A	Rice		2	12		
22	H	Texas		2	1							57	A	Rice		2	0		
22	H	Texas		5	2							62	H	Kansas		4	2		
22	H	Texas		3	2							62	H	Kansas		6	0		
22	H	Texas		0	4							62	H	Kansas		5	0		
25	H	Long Beach St.		7	3							64	H	Utah		6	4		
												64	H	Utah		0	4		
												64	H	Utah		5	1		
												66	A	Oregon		10	4		
												66	A	Oregon		8	5		
												66	A	Oregon		4	3		
												73	H	California		8	4		
												73	H	California		6	4		
												89	A	Arizona St.		13	8		
												89	A	Arizona St.		6	9		
						LAST 10 GAMES													
						89 A Arizona St.						6 9							
						89 A Arizona St.						13 8							
						89 A Arizona St.						7 5							
						232 H San Jose St.						4 3							
						10 H Arizona						3 1							

Non-Div. I Games:

Stanford

RPI	S	Opponent	Score	
89	A	Arizona St.	7	5
97	A	Southern California	5	7
97	A	Southern California	8	3
97	A	Southern California	6	3

10	H	Arizona	4	3
10	H	Arizona	3	2
263	H	Santa Clara	8	2
66	A	Oregon	10	4
66	A	Oregon	8	5

S  
t  
a  
n  
f  
o  
r  
d

S  
t  
a  
n  
f  
o  
r  
d

Average RPI Win: 81		WON-LOST	WINNING	LAST 10	STRENGTH OF		OPP. STRENGTH	TEAM	ADJ	CONF.	ADJ CONF.
Average RPI Loss: 49		RECORD	PCT. RANK	GAMES	SCHEDULE		OF SCHEDULE	RPI	RPI	RPI	RPI
DIV. I ONLY		27-19-0	.58696	84	5		10	13	.59077	13	1
DIV. I NON-CONF.		16-9-0	.64	58	24		26	11	.59376	11	1
TOTALS		RPI 1-25	RPI 26-50		W-L RECORDS		RPI 51-100		RPI 101-150		RPI 150+
27-19-0		6-7-0	1-3-0		OVERALL		11-9-0		6-0-0		3-0-0
11-7-0		4-5-0	0-0-0		HOME		4-2-0		2-0-0		1-0-0
14-12-0		2-2-0	1-3-0		AWAY		7-7-0		3-0-0		1-0-0
2-0-0		0-0-0	0-0-0		NEUTRAL		0-0-0		1-0-0		1-0-0
16-9-0		0-1-0	1-3-0		NON-CONFERENCE		6-5-0		6-0-0		3-0-0
5-1-0		0-0-0	0-0-0		HOME		2-1-0		2-0-0		1-0-0
9-8-0		0-1-0	1-0-		AWAY		4-4-0		3-0-0		1-0-0
2-0-0		0-0-0	0-0-0		NEUTRAL		0-0-0		1-0-0		1-0-0
11-10-0		6-6-0	0-0-0		CONFERENCE		5-4-0		0-0-0		0-0-0
6-6-0		4-5-0	0-0-0		HOME		2-1-0		0-0-0		0-0-0
5-4-0		2-1-0	0-0-0		AWAY		3-3-0		0-0-0		0-0-0
0-0-0		0-0-0	0-0-0		NEUTRAL		0-0-0		0-0-0		0-0-0
RPI S	Opponent	Score	RPI S	Opponent	Score	RPI S	Opponent	Score	RPI S	Opponent	Score
3 H	Texas Tech	0 1	34 A	Southeastern La.	2 4	60 A	Oklahoma St.	5 3	107 A	Pittsburgh	8 4
3 H	Texas Tech	3 4	39 A	Old Dominion	3 1	60 A	Oklahoma St.	2 3	111 A	Marshall	8 4
3 H	Texas Tech	3 2	39 A	Old Dominion	4 7	60 A	Oklahoma St.	9 8	111 H	Marshall	14 7
5 H	TCU	5 4	39 A	Old Dominion	4 8	62 H	Kansas	8 0	122 H	Morehead St.	5 1
5 H	TCU	6 8				62 H	Kansas	2 7	126 A	Virginia Tech	8 6
5 H	TCU	5 4				62 H	Kansas	10 1	136 N	Ball St.	4 1
15 A	Baylor	1 5				63 A	Coastal Caro.	4 1	159 A	Nicholls St.	8 1
15 A	Baylor	7 1				63 A	Coastal Caro.	22 9	204 H	Eastern Mich.	17 1
15 A	Baylor	6 5				75 A	Charlotte	6 3	208 N	George Mason	5 3
20 H	Oklahoma	4 2				75 A	Charlotte	3 6			
20 H	Oklahoma	1 3				75 A	Charlotte	2 13			
20 H	Oklahoma	4 7				83 A	Tulane	18 5			
24 A	Maryland	6 7				83 A	Tulane	8 9			
						83 A	Tulane	0 6			
						84 H	Jacksonville	2 8			
						84 H	Jacksonville	5 3			
						84 H	Jacksonville	8 1			
						99 A	Kansas St.	9 7			
						99 A	Kansas St.	4 8			
						99 A	Kansas St.	4 11			
LAST 10 GAMES											
3 H	Texas Tech	3 2	20 H	Oklahoma	1 3						
3 H	Texas Tech	0 1	20 H	Oklahoma	4 2						
3 H	Texas Tech	3 4	126 A	Virginia Tech	8 6						
204 H	Eastern Mich.	17 1	99 A	Kansas St.	4 11						
20 H	Oklahoma	4 7	99 A	Kansas St.	4 8						

Non-Div. I Games:

West Virginia

LSU

Average RPI Win:	101	WON-LOST RECORD	WINNING PCT. RANK	LAST 10 GAMES	STRENGTH OF SCHEDULE	OPP. STRENGTH OF SCHEDULE	TEAM RPI	ADJ RPI	CONF. RPI	ADJ CONF. RPI				
DIV. I ONLY		31-16-0	.65957	39	6-4-0	16	13	14	.58804	14	2	2		
DIV. I NON-CONF.		16-7-0	.69565	40	0-1-0	35	66	33	.56848	33	2	2		
<hr/>														
TOTALS	RPI 1-25	RPI 26-50			W-L RECORDS	RPI 51-100		RPI 101-150		RPI 150+				
31-16-0	8-7-0	6-5-0			OVERALL	4-2-0		4-2-0		9-0-0				
22-6-0	3-0-0	6-4-0			HOME	3-1-0		4-1-0		6-0-0				
7-8-0	4-5-0	0-1-0			AWAY	0-1-0		0-1-0		3-0-0				
2-2-0	1-2-0	0-0-0			NEUTRAL	1-0-0		0-0-0		0-0-0				
16-7-0	4-2-0	1-1-0			NON-CONFERENCE	1-2-0		4-2-0		6-0-0				
14-2-0	3-0-0	1-0-0			HOME	0-1-0		4-1-0		6-0-0				
0-3-0	0-0-0	0-0-			AWAY	0-1-0		0-1-0		0-0-0				
2-2-0	1-2-0	0-0-0			NEUTRAL	1-0-0		0-0-0		0-0-0				
15-9-0	4-5-0	5-4-0			CONFERENCE	3-0-0		0-0-0		3-0-0				
8-4-0	0-0-0	5-4-0			HOME	3-0-0		0-0-0		0-0-0				
7-5-0	4-5-0	0-0-0			AWAY	0-0-0		0-0-0		3-0-0				
0-0-0	0-0-0	0-0-0			NEUTRAL	0-0-0		0-0-0		0-0-0				
RPI	S	Opponent	Score		RPI	S	Opponent	Score		RPI	S	Opponent	Score	
3	N	Texas Tech	4	5	26	H	South Carolina	2	3	59	N	Louisiana	3	2
4	A	Florida	10	6	26	H	South Carolina	5	2	83	A	Tulane	6	9
4	A	Florida	1	8	26	H	South Carolina	7	6	83	H	Tulane	6	7
4	A	Florida	0	1	32	H	Texas A&M	0	4	100	H	Georgia	5	1
5	N	TCU	6	9	32	H	Texas A&M	7	4	100	H	Georgia	22	9
9	A	Kentucky	4	3	32	H	Texas A&M	3	4	100	H	Georgia	7	6
9	A	Kentucky	2	10	33	H	Ole Miss	3	2					
9	A	Kentucky	5	12	33	H	Ole Miss	1	4					
15	N	Baylor	4	0	33	H	Ole Miss	15	2					
18	A	Arkansas	3	9	34	H	Southeastern La.	8	2					
18	A	Arkansas	10	8	44	A	McNeese	4	5					
18	A	Arkansas	2	0										
24	H	Maryland	6	1										
24	H	Maryland	14	0										
24	H	Maryland	9	5										
<hr/>														
LAST 10 GAMES														
					26	H	South Carolina	7	6	169	A	Alabama	8	2
					26	H	South Carolina	5	2	83	A	Tulane	6	9
					26	H	South Carolina	2	3	9	A	Kentucky	2	10
					169	A	Alabama	4	3	9	A	Kentucky	4	3
					169	A	Alabama	7	4	9	A	Kentucky	5	12

Non-Div. I Games: Louisiana Col. 13 0

LSU

Average RPI Win: 86		WON-LOST	WINNING	LAST 10	STRENGTH OF		OPP. STRENGTH	TEAM	ADJ		CONF.	ADJ CONF.
Average RPI Loss: 36		RECORD	PCT. RANK	GAMES	SCHEDULE		OF SCHEDULE	RPI	RPI		RPI	RPI
DIV. I ONLY		27-17-0	.61364	68	6-4-0		1	25	15	.58792	15	1
DIV. I NON-CONF.		19-7-0	.73077	27	2-0-0		14	76	13	.59194	13	1
TOTALS		RPI 1-25	RPI 26-50		W-L RECORDS		RPI 51-100		RPI 101-150		RPI 150+	
27-17-0		6-10-0	6-1-0		OVERALL		7-4-0		1-2-0		7-0-0	
17-9-0		4-5-0	3-1-0		HOME		3-1-0		1-2-0		6-0-0	
8-7-0		2-4-0	1-0-0		AWAY		4-3-0		0-0-0		1-0-0	
2-1-0		0-1-0	2-0-0		NEUTRAL		0-0-0		0-0-0		0-0-0	
19-7-0		0-1-0	6-1-0		NON-CONFERENCE		5-3-0		1-2-0		7-0-0	
13-4-0		0-0-0	3-1-0		HOME		3-1-0		1-2-0		6-0-0	
4-2-0		0-0-0	1-0-0		AWAY		2-2-0		0-0-0		1-0-0	
2-1-0		0-1-0	2-0-0		NEUTRAL		0-0-0		0-0-0		0-0-0	
8-10-0		6-9-0	0-0-0		CONFERENCE		2-1-0		0-0-0		0-0-0	
4-5-0		4-5-0	0-0-0		HOME		0-0-0		0-0-0		0-0-0	
4-5-0		2-4-0	0-0-0		AWAY		2-1-0		0-0-0		0-0-0	
0-0-0		0-0-0	0-0-0		NEUTRAL		0-0-0		0-0-0		0-0-0	
RPI S	Opponent	Score	RPI S	Opponent	Score	RPI S	Opponent	Score	RPI S	Opponent	Score	
3 A	Texas Tech	10 9	29 H	Houston	5 0	51 H	South Ala.	3 2	105 H	UTSA	9 15	
3 A	Texas Tech	3 5	29 H	Houston	0 2	51 H	South Ala.	10 9	119 H	Lamar University	1 11	
3 A	Texas Tech	2 13	29 H	Houston	2 1	51 H	South Ala.	9 7	143 H	SFA	2 1	
5 A	TCU	16 5	32 N	Texas A&M	6 3	54 A	Washington	0 6	192 A	Texas St.	4 0	
5 A	TCU	5 8	33 N	Ole Miss	4 0	54 A	Washington	6 3	192 H	Texas St.	10 2	
5 A	TCU	4 9	50 A	DBU	4 1	54 A	Washington	4 5	195 H	Niagara	21 6	
13 H	West Virginia	1 7	50 H	DBU	8 6	62 A	Kansas	3 1	195 H	Niagara	6 3	
13 H	West Virginia	5 1				62 A	Kansas	1 6	195 H	Niagara	7 3	
13 H	West Virginia	5 6				62 A	Kansas	5 4	212 H	Nevada	6 0	
14 N	LSU	0 4				72 A	Sam Houston St.	6 5	283 H	Ark.-Pine Bluff	17 3	
20 H	Oklahoma	3 11				72 H	Sam Houston St.	4 7				
20 H	Oklahoma	7 0										
20 H	Oklahoma	0 3										
22 H	Texas	3 5										
22 H	Texas	4 3										
22 H	Texas	6 2										
LAST 10 GAMES												
62 A	Kansas	1 6	5 A	TCU	16 5							
62 A	Kansas	3 1	5 A	TCU	4 9							
62 A	Kansas	5 4	143 H	SFA	2 1							
192 H	Texas St.	10 2	22 H	Texas	3 5							
5 A	TCU	5 8	22 H	Texas	4 3							

Non-Div. I Games:

Baylor



Average RPI Win:		98	WON-LOST RECORD		WINNING PCT. RANK	LAST 10 GAMES	STRENGTH OF SCHEDULE		OPP. STRENGTH OF SCHEDULE	TEAM RPI	ADJ RPI	CONF. RPI	ADJ CONF. RPI				
DIV. I ONLY		32-17-0		.65306	43	7-3-0	7		33	16	.58717	16	2	2			
DIV. I NON-CONF.		15-9-0		.625	68	0-0-0	32		175	63	.54167	63	2	2			
TOTALS		RPI 1-25		RPI 26-50		W-L RECORDS		RPI 51-100		RPI 101-150		RPI 150+					
32-17-0		3-6-0		12-5-0		OVERALL		4-4-0		4-2-0		9-0-0					
22-8-0		3-2-0		4-3-0		HOME		3-1-0		3-2-0		9-0-0					
9-8-0		0-3-0		7-2-0		AWAY		1-3-0		1-0-0		0-0-0					
1-1-0		0-1-0		1-0-0		NEUTRAL		0-0-0		0-0-0		0-0-0					
15-9-0		1-2-0		0-1-0		NON-CONFERENCE		4-4-0		4-2-0		6-0-0					
13-5-0		1-1-0		0-1-0		HOME		3-1-0		3-2-0		6-0-0					
2-3-0		0-0-0		0-0-		AWAY		1-3-0		1-0-0		0-0-0					
0-1-0		0-1-0		0-0-0		NEUTRAL		0-0-0		0-0-0		0-0-0					
17-8-0		2-4-0		12-4-0		CONFERENCE		0-0-0		0-0-0		3-0-0					
9-3-0		2-1-0		4-2-0		HOME		0-0-0		0-0-0		3-0-0					
7-5-0		0-3-0		7-2-0		AWAY		0-0-0		0-0-0		0-0-0					
1-0-0		0-0-0		1-0-0		NEUTRAL		0-0-0		0-0-0		0-0-0					
RPI	S	Opponent		Score		RPI	S	Opponent		Score		RPI	S	Opponent		Score	
3	H	Texas Tech		2	5	26	A	South Carolina		1	6	51	A	South Ala.		2	5
3	H	Texas Tech		8	5	26	A	South Carolina		5	4	51	H	South Ala.		2	0
9	H	Kentucky		2	5	26	A	South Carolina		7	4	51	H	South Ala.		8	6
9	H	Kentucky		10	6	32	A	Texas A&M		5	1	66	A	Oregon		0	1
9	H	Kentucky		10	6	32	A	Texas A&M		4	3	66	A	Oregon		5	6
18	A	Arkansas		4	5	32	A	Texas A&M		2	9	66	A	Oregon		5	4
18	A	Arkansas		1	3	33	A	Ole Miss		2	1	78	H	FIU		9	7
18	A	Arkansas		1	6	33	A	Ole Miss		4	3	78	H	FIU		3	8
19	N	Southern Miss.		5	7	33	A	Ole Miss		5	3						
						33	N	Ole Miss		4	2						
						37	H	Auburn		5	2						
						37	H	Auburn		3	5						
						37	H	Auburn		8	17						
						38	H	Louisiana Tech		2	3						
						43	H	Tennessee		14	4						
						43	H	Tennessee		5	4						
						43	H	Tennessee		7	4						
LAST 10 GAMES																	
						32	A	Texas A&M		4	3	37	H	Auburn		5	2
						32	A	Texas A&M		5	1	33	N	Ole Miss		4	2
						32	A	Texas A&M		2	9	169	H	Alabama		13	12
						37	H	Auburn		3	5	169	H	Alabama		4	3
						37	H	Auburn		8	17	169	H	Alabama		6	5

Non-Div. I Games:

Mississippi St.

[illegible]




**Non-Div. I Games:**

Missouri St.

Missouri.

1  
2  
3  
4  
5  
6  
7  
8  
9  
10

RPI	S	Opponent	Score
255	A	Evansville	9 5

 Tie, 
  Loss, 
  Non-Conf, 
 S Site, H Home, A Away, N Neutral

Average RPI Win:	114	WON-LOST RECORD	WINNING PCT. RANK	LAST 10 GAMES	STRENGTH OF SCHEDULE	OPP. STRENGTH OF SCHEDULE	TEAM RPI	ADJ RPI	CONF. RPI	ADJ CONF. RPI		
DIV. I ONLY		35-13-0	.72917	14	5-5-0	53	20	18	.58628	18	2	2
DIV. I NON-CONF.		21-4-0	.84	8	2-0-0	89	85	7	.59486	7	2	2
<hr/>												
TOTALS	RPI 1-25	RPI 26-50		W-L RECORDS		RPI 51-100		RPI 101-150		RPI 150+		
35-13-0	5-3-0	7-7-0		OVERALL		6-2-0		8-0-0		9-1-0		
25-5-0	4-2-0	3-3-0		HOME		3-0-0		8-0-0		7-0-0		
8-6-0	1-0-0	3-4-0		AWAY		2-1-0		0-0-0		2-1-0		
2-2-0	0-1-0	1-0-0		NEUTRAL		1-1-0		0-0-0		0-0-0		
21-4-0	1-1-0	4-2-0		NON-CONFERENCE		1-1-0		8-0-0		7-0-0		
17-1-0	0-0-0	2-1-0		HOME		0-0-0		8-0-0		7-0-0		
2-1-0	1-0-0	1-0-		AWAY		0-0-0		0-0-0		0-0-0		
2-2-0	0-1-0	1-0-0		NEUTRAL		1-1-0		0-0-0		0-0-0		
14-9-0	4-2-0	3-5-0		CONFERENCE		5-1-0		0-0-0		2-1-0		
8-4-0	4-2-0	1-2-0		HOME		3-0-0		0-0-0		0-0-0		
6-5-0	0-0-0	2-3-0		AWAY		2-1-0		0-0-0		2-1-0		
0-0-0	0-0-0	0-0-0		NEUTRAL		0-0-0		0-0-0		0-0-0		
RPI S	Opponent	Score		RPI S	Opponent	Score		RPI S	Opponent	Score		
10 N	Arizona	0	3	33 H	Ole Miss	1	4	60 N	Oklahoma St.	3	8	
14 H	LSU	8	10	33 H	Ole Miss	7	4	69 A	Missouri	2	7	
14 H	LSU	9	3	33 H	Ole Miss	1	9	69 A	Missouri	9	2	
14 H	LSU	0	2	37 A	Auburn	2	15	69 A	Missouri	9	8	
16 H	Mississippi St.	5	4	37 A	Auburn	6	11	99 N	Kansas St.	6	5	
16 H	Mississippi St.	3	1	37 A	Auburn	7	3	100 H	Georgia	14	4	
16 H	Mississippi St.	6	1	38 A	Louisiana Tech	3	4	100 H	Georgia	5	4	
17 A	Missouri St.	12	4	38 A	Louisiana Tech	13	10	100 H	Georgia	11	3	
				42 N	Nebraska	15	5					
				43 A	Tennessee	2	0					
				43 A	Tennessee	4	5					
				46 H	Rhode Island	0	3					
				46 H	Rhode Island	3	2					
				46 H	Rhode Island	5	2					
				LAST 10 GAMES								
				43 A	Tennessee	2	0	99 N	Kansas St.	6	5	
				43 A	Tennessee	4	5	37 A	Auburn	6	11	
				33 H	Ole Miss	1	4	37 A	Auburn	7	3	
				33 H	Ole Miss	7	4	37 A	Auburn	2	15	
				33 H	Ole Miss	1	9	103 H	Memphis	2	0	

Non-Div. I Games:

Arkansas

Southern Miss.

Average RPI Win: 126		WON-LOST	WINNING	LAST 10	STRENGTH OF		OPP. STRENGTH	TEAM	ADJ		CONF.	ADJ CONF.
Average RPI Loss: 49		RECORD	PCT. RANK	GAMES	SCHEDULE		OF SCHEDULE	RPI	RPI		RPI	RPI
DIV. I ONLY		32-17-0	.65306	43	5-5-0		36	39	20		.58156	20
DIV. I NON-CONF.		22-8-0	.73333	24	0-1-0		83	138	28		.57367	28
TOTALS		RPI 1-25	RPI 26-50		W-L RECORDS		RPI 51-100		RPI 101-150		RPI 150+	
32-17-0		9-6-0	0-5-0		OVERALL		5-5-0		3-1-0		15-0-0	
21-5-0		4-2-0	0-0-0		HOME		3-2-0		0-1-0		14-0-0	
11-12-0		5-4-0	0-5-0		AWAY		2-3-0		3-0-0		1-0-0	
0-0-0		0-0-0	0-0-0		NEUTRAL		0-0-0		0-0-0		0-0-0	
22-8-0		2-1-0	0-5-0		NON-CONFERENCE		2-1-0		3-1-0		15-0-0	
18-2-0		2-1-0	0-0-0		HOME		2-0-0		0-1-0		14-0-0	
4-6-0		0-0-0	0-0-0		AWAY		0-1-0		3-0-0		1-0-0	
0-0-0		0-0-0	0-0-0		NEUTRAL		0-0-0		0-0-0		0-0-0	
10-9-0		7-5-0	0-0-0		CONFERENCE		3-4-0		0-0-0		0-0-0	
3-3-0		2-1-0	0-0-0		HOME		1-2-0		0-0-0		0-0-0	
7-6-0		5-4-0	0-0-0		AWAY		2-2-0		0-0-0		0-0-0	
0-0-0		0-0-0	0-0-0		NEUTRAL		0-0-0		0-0-0		0-0-0	
RPI S	Opponent	Score	RPI S	Opponent	Score	RPI S	Opponent	Score	RPI S	Opponent	Score	
3	H Texas Tech	5 4	36	A Michigan	4 14	60	A Oklahoma St.	3 4	142	A Kennesaw St.	17 9	
3	H Texas Tech	4 9	36	A Michigan	2 6	62	H Kansas	10 15	142	A Kennesaw St.	5 2	
3	H Texas Tech	6 2	36	A Michigan	2 5	62	H Kansas	7 6	142	A Kennesaw St.	14 4	
13	A West Virginia	3 1	49	A Georgia Tech	0 2	62	H Kansas	2 5	146	H Wichita St.	2 4	
13	A West Virginia	7 4	50	A DBU	10 16	86	H Boston College	5 4	155	H Central Conn. St.	11 2	
13	A West Virginia	2 4				95	A Oral Roberts	2 3	155	H Central Conn. St.	13 2	
15	A Baylor	0 7				95	H Oral Roberts	6 2	155	H Central Conn. St.	6 1	
15	A Baylor	3 0				99	A Kansas St.	3 0	155	H Central Conn. St.	3 0	
15	A Baylor	11 3				99	A Kansas St.	11 5	181	H Buffalo	11 0	
22	A Texas	3 5				99	A Kansas St.	7 9	181	H Buffalo	5 1	
22	A Texas	3 9							181	H Buffalo	1 0	
22	A Texas	2 1							181	H Buffalo	16 10	
25	H Long Beach St.	3 8							200	A Georgia St.	5 4	
25	H Long Beach St.	4 2							216	H Little Rock	10 5	
25	H Long Beach St.	6 2							240	H Northern Ill.	10 3	
									246	H Villanova	9 2	
									246	H Villanova	17 1	
									276	H Grambling	10 2	
									276	H Grambling	11 2	
LAST 10 GAMES												
			99	A Kansas St.	3 0	13	A West Virginia	2 4				
			99	A Kansas St.	7 9	62	H Kansas	7 6				
			99	A Kansas St.	11 5	62	H Kansas	2 5				
			13	A West Virginia	7 4	62	H Kansas	10 15				
			13	A West Virginia	3 1	50	A DBU	10 16				

Non-Div. I Games:

Oklahoma

Average RPI Win: 117		WON-LOST RECORD		WINNING PCT. RANK		LAST 10 GAMES		STRENGTH OF SCHEDULE		OPP. STRENGTH OF SCHEDULE		TEAM RPI		ADJ RPI		CONF. RPI		ADJ CONF. RPI				
DIV. I ONLY		27-17-2		.6087 70		8-2-0		4		149		21		.58043 21		7		7				
DIV. I NON-CONF.		17-10-1		.625 68		4-0-0		13		158		26		.5755 26		7		7				
TOTALS		RPI 1-25		RPI 26-50		W-L RECORDS		RPI 51-100		RPI 101-150		RPI 150+										
27-17-2		2-3-0		2-3-1		OVERALL		6-3-1		12-6-0		5-2-0										
12-7-1		2-1-0		0-2-1		HOME		3-1-0		6-1-0		1-2-0										
12-8-1		0-0-0		2-1-0		AWAY		1-2-1		5-5-0		4-0-0										
3-2-0		0-2-0		0-0-0		NEUTRAL		2-0-0		1-0-0		0-0-0										
17-10-1		0-2-0		0-0-0		NON-CONFERENCE		4-2-1		11-4-0		2-2-0										
8-3-0		0-0-0		0-0-0		HOME		1-0-0		6-1-0		1-2-0										
6-5-1		0-0-0		0-0-		AWAY		1-2-1		4-3-0		1-0-0										
3-2-0		0-2-0		0-0-0		NEUTRAL		2-0-0		1-0-0		0-0-0										
10-7-1		2-1-0		2-3-1		CONFERENCE		2-1-0		1-2-0		3-0-0										
4-4-1		2-1-0		0-2-1		HOME		2-1-0		0-0-0		0-0-0										
6-3-0		0-0-0		2-1-0		AWAY		0-0-0		1-2-0		3-0-0										
0-0-0		0-0-0		0-0-0		NEUTRAL		0-0-0		0-0-0		0-0-0										
RPI	S	Opponent		Score		RPI	S	Opponent		Score		RPI	S	Opponent		Score						
1	N	Oregon St.		1	4	36	A	Michigan		12	9	55	A	Fla. Atlantic		6	6	108	H	Xavier	1	0
1	N	Oregon St.		0	1	36	A	Michigan		1	0	55	A	Fla. Atlantic		2	6	108	H	Xavier	14	3
24	H	Maryland		2	9	36	A	Michigan		5	12	55	A	Fla. Atlantic		8	4	108	H	Xavier	11	7
24	H	Maryland		6	3	42	H	Nebraska		1	3	74	H	Minnesota		13	12	110	A	Samford	3	5
24	H	Maryland		9	2	42	H	Nebraska		3	7	74	H	Minnesota		4	0	110	A	Samford	10	5
						42	H	Nebraska		1	1	74	H	Minnesota		0	11	110	A	Samford	5	6
												80	N	Gonzaga		5	1	113	A	Purdue	14	9
												80	N	Gonzaga		12	3	113	A	Purdue	3	7
												90	A	Cincinnati		1	6	113	A	Purdue	5	6
												90	H	Cincinnati		3	2	120	H	Middle Tenn.	3	5
																		120	H	Middle Tenn.	12	1
																		120	H	Middle Tenn.	6	0
																		136	H	Ball St.	3	2
																		136	N	Ball St.	4	3
																		139	A	Hawaii	8	5
																		139	A	Hawaii	7	6
																		139	A	Hawaii	4	3
																		139	A	Hawaii	10	11
																		161	H	Butler	5	7
																		168	A	Indiana St.	2	0
																		168	H	Indiana St.	3	7
																		226	A	Northwestern	10	9
																		226	A	Northwestern	13	9
																		226	A	Northwestern	6	5
																		255	H	Evansville	6	3
				LAST 10 GAMES																		
				108	H	Xavier		11	7	24	H	Maryland		9	2			226	A	Northwestern		
				108	H	Xavier		14	3	136	N	Ball St.		4	3			226	A	Northwestern		
				108	H	Xavier		1	0	36	A	Michigan		5	12			255	H	Evansville		
				24	H	Maryland		6	3	36	A	Michigan		12	9							
				24	H	Maryland		2	9	36	A	Michigan		1	0							

Non-Div. I Games:

Indiana

Average RPI Win: 95		WON-LOST RECORD	WINNING PCT. RANK		LAST 10 GAMES	STRENGTH OF SCHEDULE	OPP. STRENGTH OF SCHEDULE	TEAM RPI	ADJ RPI	CONF. RPI	ADJ CONF. RPI			
Average RPI Loss: 34														
DIV. I ONLY		31-19-0	.62	61	6-4-0	15	6	22	.57986	22	1	1		
DIV. I NON-CONF.		22-8-0	.73333	24	4-1-0	42	16	20	.58399	20	1	1		
<hr/>														
TOTALS		RPI 1-25		RPI 26-50		W-L RECORDS		RPI 51-100		RPI 101-150		RPI 150+		
31-19-0		4-12-0		3-1-0		OVERALL		14-5-0		4-0-0		6-1-0		
24-7-0		2-4-0		3-1-0		HOME		10-2-0		4-0-0		5-0-0		
7-11-0		2-8-0		0-0-0		AWAY		4-2-0		0-0-0		1-1-0		
0-1-0		0-0-0		0-0-0		NEUTRAL		0-1-0		0-0-0		0-0-0		
22-8-0		1-3-0		3-1-0		NON-CONFERENCE		8-3-0		4-0-0		6-1-0		
19-3-0		0-0-0		3-1-0		HOME		7-2-0		4-0-0		5-0-0		
3-4-0		1-3-0		0-0-		AWAY		1-0-0		0-0-0		1-1-0		
0-1-0		0-0-0		0-0-0		NEUTRAL		0-1-0		0-0-0		0-0-0		
9-11-0		3-9-0		0-0-0		CONFERENCE		6-2-0		0-0-0		0-0-0		
5-4-0		2-4-0		0-0-0		HOME		3-0-0		0-0-0		0-0-0		
4-7-0		1-5-0		0-0-0		AWAY		3-2-0		0-0-0		0-0-0		
0-0-0		0-0-0		0-0-0		NEUTRAL		0-0-0		0-0-0		0-0-0		
RPI	S	Opponent		Score	RPI	S	Opponent		Score	RPI	S	Opponent		Score
3	H	Texas Tech		5 8	32	H	Texas A&M		4 3	52	H	UCLA		5 4
3	H	Texas Tech		1 2	45	H	UConn		9 3	52	H	UCLA		5 2
3	H	Texas Tech		1 2	45	H	UConn		4 1	52	H	UCLA		10 5
5	A	TCU		10 11	45	H	UConn		1 2	57	H	Rice		2 3
5	A	TCU		2 8						57	H	Rice		5 4
5	A	TCU		3 4						57	H	Rice		6 1
12	A	Stanford		1 2						57	H	Rice		1 7
12	A	Stanford		2 5						59	N	Louisiana		1 8
12	A	Stanford		4 0						60	A	Oklahoma St.		5 4
12	A	Stanford		2 3						60	A	Oklahoma St.		7 0
15	A	Baylor		2 6						62	A	Kansas		5 3
15	A	Baylor		3 4						62	A	Kansas		1 2
15	A	Baylor		5 3						62	A	Kansas		4 5
20	H	Oklahoma		9 3						72	A	Sam Houston St.		7 2
20	H	Oklahoma		5 3						72	H	Sam Houston St.		8 1
20	H	Oklahoma		1 2						82	H	UT Arlington		4 1
										99	H	Kansas St.		6 5
										99	H	Kansas St.		5 0
										99	H	Kansas St.		2 0
LAST 10 GAMES														
5	A	TCU		3 4	60	A	Oklahoma St.		7 0					
5	A	TCU		2 8	59	N	Louisiana		1 8					
5	A	TCU		10 11	130	H	New Orleans		4 3					
82	H	UT Arlington		4 1	130	H	New Orleans		3 2					
60	A	Oklahoma St.		5 4	130	H	New Orleans		7 1					

Non-Div. I Games:

Texas



Average RPI Win:	135	WON-LOST RECORD	WINNING PCT. RANK	LAST 10 GAMES	STRENGTH OF SCHEDULE	OPP. STRENGTH OF SCHEDULE	TEAM RPI	ADJ RPI	CONF. RPI	ADJ CONF. RPI		
DIV. I ONLY		37-10-0	.78723	5	7-3-0	92	68	23	.57807	23	5	5
DIV. I NON-CONF.		25-4-0	.86207	5	0-1-0	151	132	24	.5777	24	5	5
<hr/>												
TOTALS	RPI 1-25	RPI 26-50		W-L RECORDS		RPI 51-100		RPI 101-150		RPI 150+		
37-10-0	0-0-0	6-1-0		OVERALL		10-6-0		4-2-0		17-1-0		
31-6-0	0-0-0	5-1-0		HOME		8-3-0		2-1-0		16-1-0		
6-4-0	0-0-0	1-0-0		AWAY		2-3-0		2-1-0		1-0-0		
0-0-0	0-0-0	0-0-0		NEUTRAL		0-0-0		0-0-0		0-0-0		
<hr/>												
25-4-0	0-0-0	1-0-0		NON-CONFERENCE		5-2-0		2-1-0		17-1-0		
22-3-0	0-0-0	0-0-0		HOME		4-1-0		2-1-0		16-1-0		
3-1-0	0-0-0	1-0-		AWAY		1-1-0		0-0-0		1-0-0		
0-0-0	0-0-0	0-0-0		NEUTRAL		0-0-0		0-0-0		0-0-0		
<hr/>												
12-6-0	0-0-0	5-1-0		CONFERENCE		5-4-0		2-1-0		0-0-0		
9-3-0	0-0-0	5-1-0		HOME		4-2-0		0-0-0		0-0-0		
3-3-0	0-0-0	0-0-0		AWAY		1-2-0		2-1-0		0-0-0		
0-0-0	0-0-0	0-0-0		NEUTRAL		0-0-0		0-0-0		0-0-0		
<hr/>												
RPI	S	Opponent	Score	RPI	S	Opponent	Score	RPI	S	Opponent	Score	
				28	A	Florida St.	4 2	65	A	FGCU	1 2	
				29	H	Houston	7 4	83	A	Tulane	7 5	
				29	H	Houston	3 7	83	A	Tulane	3 4	
				29	H	Houston	5 4	83	A	Tulane	4 6	
				30	H	UCF	6 5	84	H	Jacksonville	12 6	
				30	H	UCF	5 4	87	H	East Carolina	5 4	
				30	H	UCF	7 5	87	H	East Carolina	6 3	
								87	H	East Carolina	8 6	
								88	H	Iowa	9 4	
								88	H	Iowa	2 4	
								88	H	Iowa	6 0	
								90	H	Cincinnati	3 9	
								90	H	Cincinnati	2 3	
								90	H	Cincinnati	4 2	
								94	A	North Florida	4 2	
								94	H	North Florida	7 3	

Non-Div. I Games:

South Fla.



Average RPI Win:	119	WON-LOST	WINNING	LAST 10	STRENGTH OF	OPP. STRENGTH	TEAM	ADJ	CONF.	ADJ CONF.		
Average RPI Loss:	75	RECORD	PCT. RANK	GAMES	SCHEDULE	OF SCHEDULE	RPI	RPI	RPI	RPI		
DIV. I ONLY		30-15-1	.66304	37	7-2-1	74	22	25	.57633	25	8	8
DIV. I NON-CONF.		12-12-1	.5	143	0-1-1	16	8	37	.56542	37	8	8
<hr/>												
TOTALS	RPI 1-25	RPI 26-50		W-L RECORDS		RPI 51-100		RPI 101-150		RPI 150+		
30-15-1	4-4-0	3-0-0		OVERALL		2-8-1		9-2-0		12-1-0		
16-4-0	1-0-0	3-0-0		HOME		1-2-0		6-1-0		5-1-0		
13-11-1	3-4-0	0-0-0		AWAY		1-6-1		2-1-0		7-0-0		
1-0-0	0-0-0	0-0-0		NEUTRAL		0-0-0		1-0-0		0-0-0		
<hr/>												
12-12-1	4-4-0	0-0-0		NON-CONFERENCE		2-8-1		2-0-0		4-0-0		
6-2-0	1-0-0	0-0-0		HOME		1-2-0		1-0-0		3-0-0		
5-10-1	3-4-0	0-0-		AWAY		1-6-1		0-0-0		1-0-0		
1-0-0	0-0-0	0-0-0		NEUTRAL		0-0-0		1-0-0		0-0-0		
<hr/>												
18-3-0	0-0-0	3-0-0		CONFERENCE		0-0-0		7-2-0		8-1-0		
10-2-0	0-0-0	3-0-0		HOME		0-0-0		5-1-0		2-1-0		
8-1-0	0-0-0	0-0-0		AWAY		0-0-0		2-1-0		6-0-0		
0-0-0	0-0-0	0-0-0		NEUTRAL		0-0-0		0-0-0		0-0-0		
<hr/>												
RPI S	Opponent	Score	RPI S	Opponent	Score	RPI S	Opponent	Score	RPI S	Opponent	Score	
2 A	North Carolina	5 2	35 H	Cal St. Fullerton	6 4	52 A	UCLA	1 2	114 H	Washington St.	8 7	
2 A	North Carolina	5 8	35 H	Cal St. Fullerton	1 0	52 H	UCLA	1 5	116 H	Cal Poly	3 6	
2 A	North Carolina	4 1	35 H	Cal St. Fullerton	8 5	53 A	San Diego	9 9	116 H	Cal Poly	3 0	
5 H	TCU	7 0				73 A	California	3 1	116 H	Cal Poly	5 2	
12 A	Stanford	3 7				89 A	Arizona St.	6 7	121 N	Grand Canyon	9 1	
20 A	Oklahoma	2 4				89 A	Arizona St.	4 9	129 H	UC Riverside	3 0	
20 A	Oklahoma	8 3				89 A	Arizona St.	5 8	129 H	UC Riverside	11 4	
20 A	Oklahoma	2 6				92 A	San Diego St.	5 12	129 H	UC Riverside	8 0	
						92 H	San Diego St.	2 6	135 A	UC Santa Barbara	5 2	
						97 A	Southern California	3 4	135 A	UC Santa Barbara	2 3	
						97 H	Southern California	6 0	135 A	UC Santa Barbara	9 3	
									151 A	UC Davis	10 2	
									151 A	UC Davis	9 3	
									151 A	UC Davis	14 9	
									163 A	UC Irvine	4 0	
									163 A	UC Irvine	5 2	
									163 A	UC Irvine	8 2	
									174 H	CSUN	4 0	
									174 H	CSUN	6 2	
									174 H	CSUN	5 8	
									211 A	Pepperdine	2 1	
									218 H	Fordham	8 4	
									218 H	Fordham	7 1	
									218 H	Fordham	6 0	
<hr/>												
			LAST 10 GAMES									
			116 H	Cal Poly	5 2	151 A	UC Davis	9 3	218 H	Fordham	8 4	
			116 H	Cal Poly	3 6	151 A	UC Davis	14 9	218 H	Fordham	7 1	
			116 H	Cal Poly	3 0	52 H	UCLA	1 5	218 H	Fordham	6 0	
			53 A	San Diego	9 9	163 A	UC Irvine	5 2				
			151 A	UC Davis	10 2	163 A	UC Irvine	8 2				

Non-Div. I Games:

Long Beach St.

Average RPI Win:		98	WON-LOST RECORD		WINNING PCT. RANK	LAST 10 GAMES	STRENGTH OF SCHEDULE		OPP. STRENGTH OF SCHEDULE	TEAM RPI	ADJ RPI	CONF. RPI	ADJ CONF. RPI				
DIV. I ONLY			27-19-0		.58696	84	4-6-0		2	11	26	.57547	26	2	2		
DIV. I NON-CONF.			16-6-0		.72727	28	1-0-0		8	93	21	.58398	21	2	2		
TOTALS		RPI 1-25		RPI 26-50		W-L RECORDS		RPI 51-100		RPI 101-150		RPI 150+					
27-19-0		5-11-0		5-4-0		OVERALL		4-1-0		6-2-0		7-1-0					
19-11-0		2-5-0		1-2-0		HOME		4-1-0		6-2-0		6-1-0					
8-6-0		3-4-0		4-2-0		AWAY		0-0-0		0-0-0		1-0-0					
0-2-0		0-2-0		0-0-0		NEUTRAL		0-0-0		0-0-0		0-0-0					
16-6-0		1-3-0		0-0-0		NON-CONFERENCE		4-1-0		6-2-0		5-0-0					
14-4-0		0-1-0		0-0-0		HOME		4-1-0		6-2-0		4-0-0					
2-0-0		1-0-0		0-0-		AWAY		0-0-0		0-0-0		1-0-0					
0-2-0		0-2-0		0-0-0		NEUTRAL		0-0-0		0-0-0		0-0-0					
11-13-0		4-8-0		5-4-0		CONFERENCE		0-0-0		0-0-0		2-1-0					
5-7-0		2-4-0		1-2-0		HOME		0-0-0		0-0-0		2-1-0					
6-6-0		2-4-0		4-2-0		AWAY		0-0-0		0-0-0		0-0-0					
0-0-0		0-0-0		0-0-0		NEUTRAL		0-0-0		0-0-0		0-0-0					
RPI	S	Opponent		Score		RPI	S	Opponent		Score		RPI	S	Opponent		Score	
2	N	North Carolina		5	20	27	H	Vanderbilt		3	5	75	H	Charlotte		5	4
4	A	Florida		5	7	27	H	Vanderbilt		6	7	77	H	Winthrop		8	6
4	A	Florida		4	2	27	H	Vanderbilt		6	1	91	H	Michigan St.		5	2
4	A	Florida		0	1	37	A	Auburn		4	5	91	H	Michigan St.		3	2
7	A	Clemson		2	0	37	A	Auburn		7	0	99	H	Kansas St.		5	6
7	H	Clemson		3	5	37	A	Auburn		5	6						
7	N	Clemson		7	8	43	A	Tennessee		6	4						
9	H	Kentucky		5	1	43	A	Tennessee		7	1						
9	H	Kentucky		4	9	43	A	Tennessee		10	2						
9	H	Kentucky		1	19												
14	A	LSU		3	2												
14	A	LSU		2	5												
14	A	LSU		6	7												
16	H	Mississippi St.		6	1												
16	H	Mississippi St.		4	7												
16	H	Mississippi St.		4	5												
LAST 10 GAMES																	
14	A	LSU		6	7	9	H	Kentucky		5	1						
14	A	LSU		2	5	9	H	Kentucky		1	19						
14	A	LSU		3	2	4	A	Florida		5	7						
145	H	Wofford		9	5	4	A	Florida		4	2						
9	H	Kentucky		4	9	4	A	Florida		0	1						

Non-Div. I Games:

South Carolina

Average RPI Win:	97	WON-LOST RECORD	WINNING PCT. RANK	LAST 10 GAMES	STRENGTH OF SCHEDULE	OPP. STRENGTH OF SCHEDULE	TEAM RPI	ADJ RPI	CONF. RPI	ADJ CONF. RPI		
DIV. I ONLY		29-18-0	.61702	63	7-3-0	8	40	27	.57487	27	2	2
DIV. I NON-CONF.		17-7-0	.70833	33	2-0-0	19	213	34	.56806	34	2	2
<hr/>												
TOTALS	RPI 1-25	RPI 26-50		W-L RECORDS		RPI 51-100		RPI 101-150		RPI 150+		
29-18-0	2-4-0	8-5-0		OVERALL		8-5-0		3-0-0		8-4-0		
18-11-0	1-2-0	5-2-0		HOME		4-3-0		2-0-0		6-4-0		
9-7-0	1-2-0	3-3-0		AWAY		4-2-0		1-0-0		0-0-0		
2-0-0	0-0-0	0-0-0		NEUTRAL		0-0-0		0-0-0		2-0-0		
17-7-0	0-0-0	2-0-0		NON-CONFERENCE		4-3-0		3-0-0		8-4-0		
12-6-0	0-0-0	2-0-0		HOME		2-2-0		2-0-0		6-4-0		
3-1-0	0-0-0	0-0-		AWAY		2-1-0		1-0-0		0-0-0		
2-0-0	0-0-0	0-0-0		NEUTRAL		0-0-0		0-0-0		2-0-0		
12-11-0	2-4-0	6-5-0		CONFERENCE		4-2-0		0-0-0		0-0-0		
6-5-0	1-2-0	3-2-0		HOME		2-1-0		0-0-0		0-0-0		
6-6-0	1-2-0	3-3-0		AWAY		2-1-0		0-0-0		0-0-0		
0-0-0	0-0-0	0-0-0		NEUTRAL		0-0-0		0-0-0		0-0-0		
RPI	S	Opponent	Score	RPI	S	Opponent	Score	RPI	S	Opponent	Score	
4	H	Florida	2 0	26	A	South Carolina	1 6	53	A	San Diego	2 3	
4	H	Florida	6 10	26	A	South Carolina	5 3	53	A	San Diego	8 2	
4	H	Florida	8 20	26	A	South Carolina	7 6	53	A	San Diego	11 1	
9	A	Kentucky	4 7	32	H	Texas A&M	17 3	68	H	Saint Mary's (CA)	9 8	
9	A	Kentucky	3 10	32	H	Texas A&M	4 6	68	H	Saint Mary's (CA)	1 5	
9	A	Kentucky	6 4	32	H	Texas A&M	4 3	68	H	Saint Mary's (CA)	9 1	
				33	A	Ole Miss	0 1	69	H	Missouri	14 5	
				33	A	Ole Miss	8 10	69	H	Missouri	1 2	
				33	A	Ole Miss	6 2	69	H	Missouri	5 2	
				34	H	Southeastern La.	4 2	81	H	Tennessee Tech	2 5	
				34	H	Southeastern La.	9 6	100	A	Georgia	0 1	
				43	H	Tennessee	3 9	100	A	Georgia	8 1	
				43	H	Tennessee	1 0	100	A	Georgia	10 5	

Non-Div. I Games:

Vanderbilt

Average RPI Win: 117		WON-LOST	WINNING	LAST 10	STRENGTH OF		OPP. STRENGTH	TEAM	ADJ		CONF.	ADJ CONF.
Average RPI Loss: 41		RECORD	PCT. RANK	GAMES	SCHEDULE		OF SCHEDULE	RPI	RPI		RPI	RPI
DIV. I ONLY		31-18-0	.63265	57	7-3-0		25	18	28		.57289	28
DIV. I NON-CONF.		20-6-0	.76923	20	5-0-0		31	46	14		.59136	14
TOTALS		RPI 1-25	RPI 26-50		W-L RECORDS		RPI 51-100		RPI 101-150		RPI 150+	
31-18-0		3-10-0	3-2-0		OVERALL		10-3-0		6-3-0		9-0-0	
21-10-0		3-8-0	0-0-0		HOME		5-1-0		5-1-0		8-0-0	
10-7-0		0-1-0	3-2-0		AWAY		5-2-0		1-2-0		1-0-0	
0-1-0		0-1-0	0-0-0		NEUTRAL		0-0-0		0-0-0		0-0-0	
20-6-0		0-4-0	2-0-0		NON-CONFERENCE		4-1-0		5-1-0		9-0-0	
16-3-0		0-2-0	0-0-0		HOME		3-0-0		5-1-0		8-0-0	
4-2-0		0-1-0	2-0-		AWAY		1-1-0		0-0-0		1-0-0	
0-1-0		0-1-0	0-0-0		NEUTRAL		0-0-0		0-0-0		0-0-0	
11-12-0		3-6-0	1-2-0		CONFERENCE		6-2-0		1-2-0		0-0-0	
5-7-0		3-6-0	0-0-0		HOME		2-1-0		0-0-0		0-0-0	
6-5-0		0-0-0	1-2-0		AWAY		4-1-0		1-2-0		0-0-0	
0-0-0		0-0-0	0-0-0		NEUTRAL		0-0-0		0-0-0		0-0-0	
RPI S	Opponent	Score	RPI S	Opponent	Score	RPI S	Opponent	Score	RPI S	Opponent	Score	
2 H	North Carolina	7 9	30 A	UCF	5 0	65 A	FGCU	2 5	106 H	VCU	0 3	
2 H	North Carolina	2 5	30 A	UCF	5 2	65 H	FGCU	3 2	106 H	VCU	12 3	
2 H	North Carolina	1 3	47 A	North Carolina St.	3 4	65 H	FGCU	7 6	106 H	VCU	11 3	
4 A	Florida	0 1	47 A	North Carolina St.	4 8	71 A	Miami (FL)	4 5	110 H	Samford	8 0	
4 H	Florida	7 10	47 A	North Carolina St.	16 7	71 A	Miami (FL)	6 3	110 H	Samford	16 3	
4 N	Florida	1 4				84 A	Jacksonville	6 5	110 H	Samford	13 4	
7 H	Clemson	10 12				84 H	Jacksonville	10 9	126 A	Virginia Tech	0 17	
7 H	Clemson	7 3				86 H	Boston College	11 1	126 A	Virginia Tech	9 2	
7 H	Clemson	7 6				86 H	Boston College	5 8	126 A	Virginia Tech	12 13	
8 H	Virginia	5 7				86 H	Boston College	13 0	172 A	Stetson	11 5	
8 H	Virginia	6 4				93 A	Notre Dame	5 1	172 H	Stetson	7 3	
8 H	Virginia	0 8				93 A	Notre Dame	8 3	222 H	Oakland	12 1	
23 H	South Fla.	2 4				93 A	Notre Dame	8 2	222 H	Oakland	18 10	
									222 H	Oakland	14 6	
									249 H	Pacific	9 8	
									249 H	Pacific	18 5	
									249 H	Pacific	5 3	
									249 H	Pacific	5 3	
			LAST 10 GAMES									
			249 H	Pacific	5 3	8 H	Virginia	0 8				
			249 H	Pacific	5 3	8 H	Virginia	6 4				
			249 H	Pacific	18 5	172 A	Stetson	11 5				
			249 H	Pacific	9 8	71 A	Miami (FL)	4 5				
			8 H	Virginia	5 7	71 A	Miami (FL)	6 3				

Non-Div. I Games:

Florida St.

Houston

Houston

Houston

UCF

Average RPI Win:		132	WON-LOST RECORD		WINNING PCT. RANK		LAST 10 GAMES		STRENGTH OF SCHEDULE		OPP. STRENGTH OF SCHEDULE		TEAM RPI		ADJ RPI		CONF. RPI		ADJ CONF. RPI				
DIV. I ONLY			33-15-0		.6875 27		6-4-0		41		78		30		.57014 30		5		5				
DIV. I NON-CONF.			22-8-0		.73333 24		0-1-0		62		150		43		.56044 43		5		5				
TOTALS		RPI 1-25		RPI 26-50		W-L RECORDS		RPI 51-100		RPI 101-150		RPI 150+											
33-15-0		1-4-0		4-4-0		OVERALL		11-4-0		6-3-0		11-0-0											
26-8-0		1-0-0		4-4-0		HOME		4-1-0		6-3-0		11-0-0											
7-7-0		0-4-0		0-0-0		AWAY		7-3-0		0-0-0		0-0-0											
0-0-0		0-0-0		0-0-0		NEUTRAL		0-0-0		0-0-0		0-0-0											
22-8-0		1-1-0		0-2-0		NON-CONFERENCE		6-3-0		4-2-0		11-0-0											
20-5-0		1-0-0		0-2-0		HOME		4-1-0		4-2-0		11-0-0											
2-3-0		0-1-0		0-0-		AWAY		2-2-0		0-0-0		0-0-0											
0-0-0		0-0-0		0-0-0		NEUTRAL		0-0-0		0-0-0		0-0-0											
11-7-0		0-3-0		4-2-0		CONFERENCE		5-1-0		2-1-0		0-0-0											
6-3-0		0-0-0		4-2-0		HOME		0-0-0		2-1-0		0-0-0											
5-4-0		0-3-0		0-0-0		AWAY		5-1-0		0-0-0		0-0-0											
0-0-0		0-0-0		0-0-0		NEUTRAL		0-0-0		0-0-0		0-0-0											
RPI	S	Opponent		Score		RPI	S	Opponent		Score		RPI	S	Opponent		Score							
4	A	Florida		3	4	28	H	Florida St.		2	5	55	H	Fla. Atlantic		3	8	103	H	Memphis	4	9	
4	H	Florida		11	2	28	H	Florida St.		0	5	79	A	Bethune-Cookman		5	4	103	H	Memphis	7	4	
23	A	South Fla.		5	6	29	H	Houston		5	2	79	H	Bethune-Cookman		5	1	103	H	Memphis	2	1	
23	A	South Fla.		5	7	29	H	Houston		1	3	83	A	Tulane		11	1	124	H	Dartmouth	15	0	
23	A	South Fla.		4	5	29	H	Houston		6	1	83	A	Tulane		3	4	124	H	Dartmouth	1	4	
						45	H	UConn		8	1	83	A	Tulane		11	4	124	H	Dartmouth	3	4	
						45	H	UConn		5	6	84	A	Jacksonville		10	3	138	H	Central Mich.	21	1	
						45	H	UConn		8	2	84	A	Jacksonville		1	7	138	H	Central Mich.	5	4	
												84	H	Jacksonville		10	1	138	H	Central Mich.	7	3	
												84	H	Jacksonville		4	0	172	H	Stetson	5	3	
												87	A	East Carolina		9	4	180	H	Bradley	12	9	
												87	A	East Carolina		8	7	206	H	Stony Brook	8	4	
												87	A	East Carolina		7	0	206	H	Stony Brook	3	2	
												94	A	North Florida		1	2	206	H	Stony Brook	7	3	
												94	H	North Florida		3	2	256	H	Siena	17	6	
																		256	H	Siena	3	0	
																		256	H	Siena	7	2	
																		266	H	Manhattan	10	1	
																		266	H	Manhattan	7	2	
																		266	H	Manhattan	13	3	
						LAST 10 GAMES																	
						83	A	Tulane		11	1	103	H	Memphis		4	9						
						83	A	Tulane		3	4	103	H	Memphis		7	4						
						83	A	Tulane		11	4	45	H	UConn		8	2						
						94	A	North Florida		1	2	45	H	UConn		5	6						
						103	H	Memphis		2	1	45	H	UConn		8	1						

Non-Div. I Games:

UCF



Average RPI Win:	180	WON-LOST	WINNING	LAST 10	STRENGTH OF	OPP. STRENGTH	TEAM	ADJ	CONF.	ADJ CONF.	
Average RPI Loss:	129	RECORD	PCT. RANK	GAMES	SCHEDULE	OF SCHEDULE	RPI	RPI	RPI	RPI	
DIV. I ONLY	34-8-0	.80952	3	7-3-0	185	195	31	.56768	31	10	10
DIV. I NON-CONF.	26-4-0	.86667	4	3-1-0	258	199	41	.561	41	16	16
<hr/>											
TOTALS	RPI 1-25	RPI 26-50		W-L RECORDS		RPI 51-100		RPI 101-150		RPI 150+	
34-8-0	1-0-0	0-0-0		OVERALL		6-3-0		2-1-0		25-4-0	
12-3-0	0-0-0	0-0-0		HOME		2-1-0		0-1-0		10-1-0	
11-5-0	1-0-0	0-0-0		AWAY		3-2-0		0-0-0		7-3-0	
11-0-0	0-0-0	0-0-0		NEUTRAL		1-0-0		2-0-0		8-0-0	
<hr/>											
26-4-0	1-0-0	0-0-0		NON-CONFERENCE		4-2-0		2-1-0		19-1-0	
10-2-0	0-0-0	0-0-0		HOME		0-0-0		0-1-0		10-1-0	
5-2-0	1-0-0	0-0-		AWAY		3-2-0		0-0-0		1-0-0	
11-0-0	0-0-0	0-0-0		NEUTRAL		1-0-0		2-0-0		8-0-0	
<hr/>											
8-4-0	0-0-0	0-0-0		CONFERENCE		2-1-0		0-0-0		6-3-0	
2-1-0	0-0-0	0-0-0		HOME		2-1-0		0-0-0		0-0-0	
6-3-0	0-0-0	0-0-0		AWAY		0-0-0		0-0-0		6-3-0	
0-0-0	0-0-0	0-0-0		NEUTRAL		0-0-0		0-0-0		0-0-0	
<hr/>											
RPI	S	Opponent	Score	RPI	S	Opponent	Score	RPI	S	Opponent	Score
2	A	North Carolina	5 4					56	A	Liberty	4 2
								56	A	Liberty	6 7
								56	A	Liberty	5 4
								63	A	Coastal Caro.	7 4
								85	H	Seton Hall	9 2
								85	H	Seton Hall	2 1
								85	H	Seton Hall	0 7
								87	A	East Carolina	4 7
								99	N	Kansas St.	9 2
								101	N	Western Caro.	9 1
								101	N	Western Caro.	14 3
								128	H	Columbia	4 7
								152	A	Creighton	1 5
								152	A	Creighton	3 2
								152	A	Creighton	4 7
								154	N	UMBC	8 0
								154	N	UMBC	15 3
								161	A	Butler	12 3
								161	A	Butler	6 2
								161	A	Butler	5 3
								165	N	UMass Lowell	6 3
								173	N	Appalachian St.	7 3
								177	H	Princeton	2 4
								191	A	Georgetown	7 1
								191	A	Georgetown	5 13
								191	A	Georgetown	9 8
								194	H	Albany (NY)	9 3
								210	H	Maine	9 3
								210	H	Maine	3 0
								210	H	Maine	15 1
								221	N	James Madison	13 1
								254	H	Iona	16 4
								254	N	Iona	4 3
								264	N	Richmond	7 3
								273	A	Hofstra	4 1
								273	H	Hofstra	14 3
LAST 10 GAMES											
				191	A	Georgetown	9 8	85	H	Seton Hall	0 7
				191	A	Georgetown	5 13	85	H	Seton Hall	9 2
				191	A	Georgetown	7 1	177	H	Princeton	2 4
				254	H	Iona	16 4	289	H	Fairleigh Dickinson	15 8
				85	H	Seton Hall	2 1	289	H	Fairleigh Dickinson	9 0

Non-Div. I Games:

St. John's (NY)

RPI	S	Opponent	Score	
275	H	Wagner	6	2
289	H	Fairleigh Dickinson	9	0
289	H	Fairleigh Dickinson	15	8
298	H	NYIT	13	8
299	N	Saint Peter's	12	9

St. John's (NY)

S  
t  
.  
J  
o  
h  
n  
's  
(  
N  
Y  
)

S  
t  
.  
J  
o  
h  
n  
's  
(  
N  
Y  
)

Average RPI Win: 143		WON-LOST	WINNING	LAST 10	STRENGTH OF		OPP. STRENGTH	TEAM	ADJ		CONF.	ADJ CONF.
Average RPI Loss: 36		RECORD	PCT. RANK	GAMES	SCHEDULE		OF SCHEDULE	RPI	RPI		RPI	RPI
DIV. I ONLY		34-15-0	.69388	25	7-3-0		75	23	32		2	2
DIV. I NON-CONF.		20-5-0	.8	15	2-0-0		216	107	52		2	2
TOTALS		RPI 1-25	RPI 26-50		W-L RECORDS		RPI 51-100		RPI 101-150		RPI 150+	
34-15-0		4-9-0	6-4-0		OVERALL		4-1-0		2-0-0		18-1-0	
23-8-0		1-5-0	5-2-0		HOME		1-0-0		2-0-0		14-1-0	
10-5-0		2-2-0	1-2-0		AWAY		3-1-0		0-0-0		4-0-0	
1-2-0		1-2-0	0-0-0		NEUTRAL		0-0-0		0-0-0		0-0-0	
20-5-0		1-3-0	1-0-0		NON-CONFERENCE		1-1-0		2-0-0		15-1-0	
18-1-0		0-0-0	1-0-0		HOME		1-0-0		2-0-0		14-1-0	
1-2-0		0-1-0	0-0-		AWAY		0-1-0		0-0-0		1-0-0	
1-2-0		1-2-0	0-0-0		NEUTRAL		0-0-0		0-0-0		0-0-0	
14-10-0		3-6-0	5-4-0		CONFERENCE		3-0-0		0-0-0		3-0-0	
5-7-0		1-5-0	4-2-0		HOME		0-0-0		0-0-0		0-0-0	
9-3-0		2-1-0	1-2-0		AWAY		3-0-0		0-0-0		3-0-0	
0-0-0		0-0-0	0-0-0		NEUTRAL		0-0-0		0-0-0		0-0-0	
RPI S	Opponent	Score	RPI S	Opponent	Score	RPI S	Opponent	Score	RPI S	Opponent	Score	
3 N	Texas Tech	9 0	27 A	Vanderbilt	3 4	57 H	Rice	8 5	131 H	Houston Baptist	8 2	
5 N	TCU	10 11	27 A	Vanderbilt	3 17	69 A	Missouri	7 1	143 H	SFA	6 5	
9 H	Kentucky	7 11	27 A	Vanderbilt	6 4	69 A	Missouri	7 2	169 A	Alabama	9 5	
9 H	Kentucky	6 7	37 H	Auburn	1 2	69 A	Missouri	11 1	169 A	Alabama	8 2	
9 H	Kentucky	0 6	37 H	Auburn	3 1	82 A	UT Arlington	2 3	169 A	Alabama	3 2	
14 A	LSU	4 0	37 H	Auburn	6 3				189 H	A&M-Corpus Christi	5 2	
14 A	LSU	4 7	43 H	Tennessee	3 1				192 A	Texas St.	9 3	
14 A	LSU	4 3	43 H	Tennessee	2 1				211 H	Pepperdine	1 2	
15 N	Baylor	3 6	43 H	Tennessee	3 5				211 H	Pepperdine	3 0	
16 H	Mississippi St.	1 5	50 H	DBU	7 3				211 H	Pepperdine	10 6	
16 H	Mississippi St.	3 4							213 H	Brown	5 1	
16 H	Mississippi St.	9 2							213 H	Brown	6 4	
22 A	Texas	3 4							213 H	Brown	3 2	
									233 H	UTRGV	16 7	
									233 H	UTRGV	7 4	
									262 H	Abilene Christian	8 1	
									270 H	Incarnate Word	12 5	
									271 H	Bowling Green	16 5	
									271 H	Bowling Green	19 2	
									271 H	Bowling Green	15 1	
									285 H	Prairie View	9 2	
LAST 10 GAMES												
			16 H	Mississippi St.	3 4	69 A	Missouri	11 1				
			16 H	Mississippi St.	1 5	69 A	Missouri	7 1				
			16 H	Mississippi St.	9 2	189 H	A&M-Corpus Christi	5 2				
			131 H	Houston Baptist	8 2	43 H	Tennessee	3 5				
			69 A	Missouri	7 2	43 H	Tennessee	3 1				

Non-Div. I Games:

Texas A&amp;M

Average RPI Win:	119	WON-LOST	WINNING	LAST 10	STRENGTH OF	OPP. STRENGTH	TEAM	ADJ	CONF.	ADJ CONF.		
Average RPI Loss:	33	RECORD	PCT. RANK	GAMES	SCHEDULE	OF SCHEDULE	RPI	RPI	RPI	RPI		
DIV. I ONLY		29-20-0	.59184	80	5-5-0	20	7	33	.56676	33	2	2
DIV. I NON-CONF.		18-6-0	.75	21	2-0-0	95	33	35	.56724	35	2	2
<hr/>												
TOTALS	RPI 1-25	RPI 26-50		W-L RECORDS		RPI 51-100		RPI 101-150		RPI 150+		
29-20-0	6-15-0	2-1-0		OVERALL		5-1-0		3-2-0		13-1-0		
22-7-0	0-3-0	2-1-0		HOME		5-1-0		3-1-0		12-1-0		
5-9-0	5-8-0	0-0-0		AWAY		0-0-0		0-1-0		0-0-0		
2-4-0	1-4-0	0-0-0		NEUTRAL		0-0-0		0-0-0		1-0-0		
18-6-0	2-3-0	0-0-0		NON-CONFERENCE		3-0-0		3-2-0		10-1-0		
15-2-0	0-0-0	0-0-0		HOME		3-0-0		3-1-0		9-1-0		
1-1-0	1-0-0	0-0-		AWAY		0-0-0		0-1-0		0-0-0		
2-3-0	1-3-0	0-0-0		NEUTRAL		0-0-0		0-0-0		1-0-0		
11-14-0	4-12-0	2-1-0		CONFERENCE		2-1-0		0-0-0		3-0-0		
7-5-0	0-3-0	2-1-0		HOME		2-1-0		0-0-0		3-0-0		
4-8-0	4-8-0	0-0-0		AWAY		0-0-0		0-0-0		0-0-0		
0-1-0	0-1-0	0-0-0		NEUTRAL		0-0-0		0-0-0		0-0-0		
RPI S	Opponent	Score	RPI S	Opponent	Score	RPI S	Opponent	Score	RPI S	Opponent	Score	
3 N	Texas Tech	1 5	27 H	Vanderbilt	1 0	69 H	Missouri	3 1	103 A	Memphis	1 2	
4 A	Florida	4 7	27 H	Vanderbilt	10 8	69 H	Missouri	3 9	103 H	Memphis	6 9	
4 A	Florida	4 6	27 H	Vanderbilt	2 6	69 H	Missouri	9 6	123 H	Furman	2 0	
4 A	Florida	2 11				87 H	East Carolina	3 2	123 H	Furman	5 0	
5 N	TCU	3 5				87 H	East Carolina	5 4	123 H	Furman	1 0	
9 A	Kentucky	2 4				87 H	East Carolina	8 6	157 H	UNCW	8 6	
9 A	Kentucky	1 4							157 H	UNCW	8 4	
9 A	Kentucky	9 6							157 H	UNCW	7 2	
14 A	LSU	2 15							159 N	Nicholls St.	5 0	
14 A	LSU	4 1							169 H	Alabama	7 2	
14 A	LSU	2 3							169 H	Alabama	8 2	
15 N	Baylor	0 4							169 H	Alabama	5 4	
16 H	Mississippi St.	1 2							200 H	Georgia St.	0 2	
16 H	Mississippi St.	3 5							200 H	Georgia St.	1 0	
16 H	Mississippi St.	3 4							203 H	Arkansas St.	16 4	
16 N	Mississippi St.	2 4							216 H	Little Rock	5 4	
18 A	Arkansas	4 7							241 H	La.-Monroe	21 7	
18 A	Arkansas	4 1							241 H	La.-Monroe	5 3	
18 A	Arkansas	9 1							283 H	Ark.-Pine Bluff	14 6	
19 A	Southern Miss.	6 2										
19 N	Southern Miss.	6 5										
<hr/>												
LAST 10 GAMES												
4 A Florida					4 6	18 A Arkansas		4 1				
4 A Florida					4 7	18 A Arkansas		4 7				
4 A Florida					2 11	18 A Arkansas		9 1				
241 H La.-Monroe					5 3	16 N Mississippi St.		2 4				
241 H La.-Monroe					21 7	69 H Missouri		9 6				

Non-Div. I Games:

Ole Miss



[illegible]

**Non-Div. I Games:**

Cal St. Fullerton

Average RPI Win: 142		WON-LOST	WINNING	LAST 10	STRENGTH OF	OPP. STRENGTH	TEAM	ADJ	CONF.	ADJ CONF.										
Average RPI Loss: 84		RECORD	PCT. RANK	GAMES	SCHEDULE	OF SCHEDULE	RPI	RPI	RPI	RPI										
DIV. I ONLY		35-11-0	.76087	8	6-4-0	158	44	36	.56572	36	7	7								
DIV. I NON-CONF.		23-4-0	.85185	7	0-0-0	134	77	10	.59386	10	7	7								
<hr/>																				
TOTALS		RPI 1-25		RPI 26-50		W-L RECORDS		RPI 51-100		RPI 101-150		RPI 150+								
35-11-0		5-4-0		0-0-0		OVERALL		9-4-0		6-2-0		15-1-0								
20-5-0		4-2-0		0-0-0		HOME		2-0-0		5-2-0		9-1-0								
10-4-0		1-2-0		0-0-0		AWAY		4-2-0		0-0-0		5-0-0								
5-2-0		0-0-0		0-0-0		NEUTRAL		3-2-0		1-0-0		1-0-0								
23-4-0		3-0-0		0-0-0		NON-CONFERENCE		6-3-0		2-0-0		12-1-0								
11-1-0		3-0-0		0-0-0		HOME		1-0-0		1-0-0		6-1-0								
7-1-0		0-0-0		0-0-		AWAY		2-1-0		0-0-0		5-0-0								
5-2-0		0-0-0		0-0-0		NEUTRAL		3-2-0		1-0-0		1-0-0								
12-7-0		2-4-0		0-0-0		CONFERENCE		3-1-0		4-2-0		3-0-0								
9-4-0		1-2-0		0-0-0		HOME		1-0-0		4-2-0		3-0-0								
3-3-0		1-2-0		0-0-0		AWAY		2-1-0		0-0-0		0-0-0								
0-0-0		0-0-0		0-0-0		NEUTRAL		0-0-0		0-0-0		0-0-0								
RPI	S	Opponent		Score		RPI	S	Opponent		Score		RPI	S	Opponent		Score				
20	H	Oklahoma		14	4					52	A	UCLA		0	1	125	H	Illinois	5	7
20	H	Oklahoma		6	2					53	N	San Diego		3	1	125	H	Illinois	7	0
20	H	Oklahoma		5	2					70	A	Loyola Marymount		14	2	125	H	Illinois	9	8
21	H	Indiana		0	1					85	N	Seton Hall		8	7	138	H	Central Mich.	13	4
21	H	Indiana		12	5					85	N	Seton Hall		6	8	148	N	Saint Louis	6	1
21	H	Indiana		9	12					85	N	Seton Hall		10	7	150	H	Ohio St.	2	4
24	A	Maryland		6	2					85	N	Seton Hall		4	5	150	H	Ohio St.	5	2
24	A	Maryland		4	5					91	H	Michigan St.		12	4	150	H	Ohio St.	6	0
24	A	Maryland		2	7					93	H	Notre Dame		4	3	152	N	Creighton	7	6
										96	A	Rutgers		5	12	196	H	Toledo	12	0
										96	A	Rutgers		6	3	197	A	Lipscomb	5	0
										96	A	Rutgers		8	3	197	A	Lipscomb	4	3
										97	A	Southern California		4	1	197	A	Lipscomb	8	2
																204	H	Eastern Mich.	2	1
																215	H	Western Mich.	6	4
																227	H	Penn St.	15	2
																227	H	Penn St.	14	1
																227	H	Penn St.	10	6
																232	A	San Jose St.	6	2
																240	H	Northern Ill.	7	4
																240	H	Northern Ill.	5	8
																240	H	Northern Ill.	8	3
																240	H	Northern Ill.	7	4
																263	A	Santa Clara	10	3
LAST 10 GAMES																				
				150	H	Ohio St.	2	4	96	A	Rutgers	5	12			240	H	Northern Ill.	7	4
				150	H	Ohio St.	5	2	21	H	Indiana	12	5			263	A	Santa Clara	10	3
				150	H	Ohio St.	6	0	21	H	Indiana	9	12							
				96	A	Rutgers	8	3	21	H	Indiana	0	1							
				96	A	Rutgers	6	3	91	H	Michigan St.	12	4							

Non-Div. I Games:

Michigan

Average RPI Win:		106	WON-LOST RECORD		WINNING PCT. RANK		LAST 10 GAMES		STRENGTH OF SCHEDULE		OPP. STRENGTH OF SCHEDULE		TEAM RPI		ADJ RPI		CONF. RPI		ADJ CONF. RPI					
DIV. I ONLY			32-17-0		.65306		43		4-6-0		39		29		37		.56509		37		2		2	
DIV. I NON-CONF.			17-7-0		.70833		33		0-1-0		94		187		72		.53829		72		2		2	
TOTALS		RPI 1-25		RPI 26-50				W-L RECORDS				RPI 51-100				RPI 101-150				RPI 150+				
32-17-0		7-2-0		6-5-0				OVERALL				2-2-0				5-2-0				12-6-0				
21-12-0		5-1-0		2-2-0				HOME				0-1-0				3-2-0				11-6-0				
10-5-0		2-1-0		4-3-0				AWAY				2-1-0				2-0-0				0-0-0				
1-0-0		0-0-0		0-0-0				NEUTRAL				0-0-0				0-0-0				1-0-0				
17-7-0		0-0-0		1-1-0				NON-CONFERENCE				0-1-0				5-2-0				11-3-0				
14-7-0		0-0-0		0-1-0				HOME				0-1-0				3-2-0				11-3-0				
3-0-0		0-0-0		1-0-				AWAY				0-0-0				2-0-0				0-0-0				
0-0-0		0-0-0		0-0-0				NEUTRAL				0-0-0				0-0-0				0-0-0				
15-10-0		7-2-0		5-4-0				CONFERENCE				2-1-0				0-0-0				1-3-0				
7-5-0		5-1-0		2-1-0				HOME				0-0-0				0-0-0				0-3-0				
7-5-0		2-1-0		3-3-0				AWAY				2-1-0				0-0-0				0-0-0				
1-0-0		0-0-0		0-0-0				NEUTRAL				0-0-0				0-0-0				1-0-0				
RPI	S	Opponent		Score		RPI	S	Opponent		Score		RPI	S	Opponent		Score		RPI	S	Opponent		Score		
4	H	Florida		6	5	26	H	South Carolina		6	5	51	H	South Ala.		3	14	104	H	Jacksonville St.		10	1	
4	H	Florida		14	3	26	H	South Carolina		5	4	100	A	Georgia		1	4	109	H	Troy		2	5	
4	H	Florida		2	1	26	H	South Carolina		0	7	100	A	Georgia		4	1	110	A	Samford		16	15	
16	A	Mississippi St.		17	8	32	A	Texas A&M		2	1	100	A	Georgia		2	1	110	H	Samford		6	7	
16	A	Mississippi St.		2	5	32	A	Texas A&M		1	3							118	H	Florida A&M		12	8	
16	A	Mississippi St.		5	3	32	A	Texas A&M		3	6							142	A	Kennesaw St.		15	7	
18	H	Arkansas		11	6	43	A	Tennessee		3	2							142	H	Kennesaw St.		6	4	
18	H	Arkansas		15	2	43	A	Tennessee		4	5							169	H	Alabama		6	7	
18	H	Arkansas		3	7	43	A	Tennessee		8	1							169	H	Alabama		9	11	
						49	A	Georgia Tech		7	4							169	H	Alabama		3	4	
						49	H	Georgia Tech		8	11							169	N	Alabama		4	3	
								LAST 10 GAMES										170	H	Presbyterian		7	5	
						169	H	Alabama		9	11	16	A	Mississippi St.		2	5	170	H	Presbyterian		8	0	
						169	H	Alabama		6	7	109	H	Troy		2	5	170	H	Presbyterian		8	11	
						169	H	Alabama		3	4	18	H	Arkansas		11	6	175	H	George Washington		5	9	
						16	A	Mississippi St.		5	3	18	H	Arkansas		3	7	175	H	George Washington		4	3	
						16	A	Mississippi St.		17	8	18	H	Arkansas		15	2	175	H	George Washington		2	0	
																		175	H	George Washington		9	0	
																		183	H	UAB		4	0	
																		197	H	Lipscomb		5	4	
																		197	H	Lipscomb		7	8	
																		197	H	Lipscomb		8	0	
																		225	H	Holy Cross		4	0	
																		225	H	Holy Cross		13	4	
																		225	H	Holy Cross		7	0	

Non-Div. I Games:

Auburn



Average RPI Win: 144		WON-LOST	WINNING	LAST 10	STRENGTH OF		OPP. STRENGTH	TEAM	ADJ	CONF.	ADJ CONF.
Average RPI Loss: 79		RECORD	PCT. RANK	GAMES	SCHEDULE		OF SCHEDULE	RPI	RPI	RPI	RPI
DIV. I ONLY		32-15-0	.68085	29	82		87	38	.56432	38	6
DIV. I NON-CONF.		19-4-0	.82609	10	105		194	9	.5941	9	6
TOTALS		RPI 1-25	RPI 26-50		W-L RECORDS		RPI 51-100		RPI 101-150		RPI 150+
32-15-0		2-4-0	3-2-0		OVERALL		9-4-0		5-3-0		13-2-0
19-7-0		1-4-0	1-0-0		HOME		1-0-0		5-2-0		11-1-0
13-8-0		1-0-0	2-2-0		AWAY		8-4-0		0-1-0		2-1-0
0-0-0		0-0-0	0-0-0		NEUTRAL		0-0-0		0-0-0		0-0-0
19-4-0		2-1-0	1-1-0		NON-CONFERENCE		4-0-0		4-1-0		8-1-0
13-1-0		1-1-0	1-0-0		HOME		1-0-0		4-0-0		6-0-0
6-3-0		1-0-0	0-0-		AWAY		3-0-0		0-1-0		2-1-0
0-0-0		0-0-0	0-0-0		NEUTRAL		0-0-0		0-0-0		0-0-0
13-11-0		0-3-0	2-1-0		CONFERENCE		5-4-0		1-2-0		5-1-0
6-6-0		0-3-0	0-0-0		HOME		0-0-0		1-2-0		5-1-0
7-5-0		0-0-0	2-1-0		AWAY		5-4-0		0-0-0		0-0-0
0-0-0		0-0-0	0-0-0		NEUTRAL		0-0-0		0-0-0		0-0-0
RPI S	Opponent	Score	RPI S	Opponent	Score	RPI S	Opponent	Score	RPI S	Opponent	Score
16 A	Mississippi St.	3 2	39 A	Old Dominion	2 3	57 A	Rice	2 3	105 H	UTSA	3 6
18 H	Arkansas	10 13	39 A	Old Dominion	7 3	57 A	Rice	6 0	105 H	UTSA	6 0
18 H	Arkansas	4 3	39 A	Old Dominion	7 3	57 A	Rice	6 4	105 H	UTSA	4 8
19 H	Southern Miss.	5 8	44 A	McNeese	3 5	59 H	Louisiana	6 5	143 A	SFA	2 6
19 H	Southern Miss.	2 5	44 H	McNeese	8 7	75 A	Charlotte	12 7	143 H	SFA	10 8
19 H	Southern Miss.	9 13				75 A	Charlotte	7 13	146 H	Wichita St.	6 2
						75 A	Charlotte	2 4	146 H	Wichita St.	15 1
						78 A	FIU	14 6	146 H	Wichita St.	12 10
						78 A	FIU	10 6	183 H	UAB	9 14
						78 A	FIU	3 6	183 H	UAB	7 4
						82 A	UT Arlington	6 4	183 H	UAB	10 2
						82 A	UT Arlington	7 3	203 A	Arkansas St.	5 6
						82 A	UT Arlington	3 1	203 A	Arkansas St.	19 3
									216 A	Little Rock	10 6
									216 H	Little Rock	4 2
									241 H	La.-Monroe	12 3
									253 H	Western Ky.	7 1
									253 H	Western Ky.	5 1
									253 H	Western Ky.	6 5
									276 H	Grambling	15 1
									283 H	Ark.-Pine Bluff	11 0
									283 H	Ark.-Pine Bluff	13 3
									283 H	Ark.-Pine Bluff	16 1
			LAST 10 GAMES								
			78 A	FIU	3 6	253 H	Western Ky.	6 5			
			78 A	FIU	10 6	183 H	UAB	7 4			
			78 A	FIU	14 6	183 H	UAB	10 2			
			253 H	Western Ky.	5 1	183 H	UAB	9 14			
			253 H	Western Ky.	7 1	216 A	Little Rock	10 6			

Non-Div. I Games:

Louisiana Tech

Average RPI Win:	122	WON-LOST RECORD	WINNING PCT. RANK	LAST 10 GAMES	STRENGTH OF SCHEDULE	OPP. STRENGTH OF SCHEDULE	TEAM RPI	ADJ RPI	CONF. RPI	ADJ CONF. RPI		
DIV. I ONLY		32-14-0	.69565	23	6-4-0	84	60	39	.56368	39	6	6
DIV. I NON-CONF.		16-6-0	.72727	28	0-0-0	152	69	61	.54187	61	6	6
<hr/>												
TOTALS	RPI 1-25	RPI 26-50		W-L RECORDS		RPI 51-100		RPI 101-150		RPI 150+		
32-14-0	4-4-0	1-2-0		OVERALL		9-2-0		7-3-0		11-3-0		
22-8-0	2-2-0	1-2-0		HOME		8-2-0		2-1-0		9-1-0		
10-6-0	2-2-0	0-0-0		AWAY		1-0-0		5-2-0		2-2-0		
0-0-0	0-0-0	0-0-0		NEUTRAL		0-0-0		0-0-0		0-0-0		
16-6-0	2-3-0	0-0-0		NON-CONFERENCE		4-1-0		1-0-0		9-2-0		
14-4-0	2-2-0	0-0-0		HOME		3-1-0		0-0-0		9-1-0		
2-2-0	0-1-0	0-0-		AWAY		1-0-0		1-0-0		0-1-0		
0-0-0	0-0-0	0-0-0		NEUTRAL		0-0-0		0-0-0		0-0-0		
16-8-0	2-1-0	1-2-0		CONFERENCE		5-1-0		6-3-0		2-1-0		
8-4-0	0-0-0	1-2-0		HOME		5-1-0		2-1-0		0-0-0		
8-4-0	2-1-0	0-0-0		AWAY		0-0-0		4-2-0		2-1-0		
0-0-0	0-0-0	0-0-0		NEUTRAL		0-0-0		0-0-0		0-0-0		
RPI	S	Opponent	Score	RPI	S	Opponent	Score	RPI	S	Opponent	Score	
8	A	Virginia	5 18	38	H	Louisiana Tech	3 7	57	H	Rice	2 0	
9	H	Kentucky	2 19	38	H	Louisiana Tech	3 7	57	H	Rice	3 2	
13	H	West Virginia	1 3	38	H	Louisiana Tech	3 2	57	H	Rice	6 5	
13	H	West Virginia	8 4					75	H	Charlotte	2 0	
13	H	West Virginia	7 4					75	H	Charlotte	3 0	
19	A	Southern Miss.	2 10					75	H	Charlotte	1 3	
19	A	Southern Miss.	13 11					96	H	Rutgers	15 4	
19	A	Southern Miss.	9 2					96	H	Rutgers	6 2	
								96	H	Rutgers	5 8	
								98	A	William & Mary	11 6	
								98	H	William & Mary	6 3	
											164	
											177	
											177	
											183	
											183	
											183	
											199	
											199	
											221	
											221	
											244	
											252	
											252	
											252	
LAST 10 GAMES												
				183	A	UAB	8 3	111	H	Marshall	14 5	
				183	A	UAB	11 3	19	A	Southern Miss.	9 2	
				183	A	UAB	4 8	19	A	Southern Miss.	13 11	
				111	H	Marshall	1 2	19	A	Southern Miss.	2 10	
				111	H	Marshall	16 1	38	H	Louisiana Tech	3 7	

Non-Div. I Games:

Old Dominion

Average RPI Win:	152	WON-LOST RECORD	WINNING PCT. RANK	LAST 10 GAMES	STRENGTH OF SCHEDULE	OPP. STRENGTH OF SCHEDULE	TEAM RPI	ADJ RPI	CONF. RPI	ADJ CONF. RPI		
Average RPI Loss:	77											
DIV. I ONLY		28-20-1	.58163	87	6-4-0	27	118	40	.56257	40	19	19
DIV. I NON-CONF.		10-16-0	.38462	228	1-2-0	1	17	46	.55571	46	14	14
<hr/>												
TOTALS	RPI 1-25	RPI 26-50		W-L RECORDS		RPI 51-100		RPI 101-150		RPI 150+		
28-20-1	3-4-0	4-5-0		OVERALL		2-6-0		3-2-0		16-3-1		
17-6-0	3-2-0	3-0-0		HOME		0-0-0		1-2-0		10-2-0		
10-14-1	0-2-0	1-5-0		AWAY		2-6-0		1-0-0		6-1-1		
1-0-0	0-0-0	0-0-0		NEUTRAL		0-0-0		1-0-0		0-0-0		
10-16-0	3-4-0	4-5-0		NON-CONFERENCE		0-5-0		3-2-0		0-0-0		
7-4-0	3-2-0	3-0-0		HOME		0-0-0		1-2-0		0-0-0		
2-12-0	0-2-0	1-0-		AWAY		0-5-0		1-0-0		0-0-0		
1-0-0	0-0-0	0-0-0		NEUTRAL		0-0-0		1-0-0		0-0-0		
18-4-1	0-0-0	0-0-0		CONFERENCE		2-1-0		0-0-0		16-3-1		
10-2-0	0-0-0	0-0-0		HOME		0-0-0		0-0-0		10-2-0		
8-2-1	0-0-0	0-0-0		AWAY		2-1-0		0-0-0		6-1-1		
0-0-0	0-0-0	0-0-0		NEUTRAL		0-0-0		0-0-0		0-0-0		
<hr/>												
RPI S	Opponent	Score		RPI S	Opponent	Score		RPI S	Opponent	Score		
3 A	Texas Tech	4	12	35 A	Cal St. Fullerton	4	5	53 A	San Diego	2	7	
3 A	Texas Tech	2	7	35 A	Cal St. Fullerton	1	2	60 A	Oklahoma St.	0	13	
3 H	Texas Tech	16	5	35 A	Cal St. Fullerton	0	1	60 A	Oklahoma St.	0	3	
3 H	Texas Tech	15	27	41 H	Binghamton	11	4	92 A	San Diego St.	11	6	
17 H	Missouri St.	0	8	41 H	Binghamton	8	4	92 A	San Diego St.	12	10	
17 H	Missouri St.	17	8	41 H	Binghamton	10	4	92 A	San Diego St.	0	4	
17 H	Missouri St.	9	5	50 A	DBU	6	7	99 A	Kansas St.	2	3	
				50 A	DBU	2	5	99 A	Kansas St.	10	12	
				50 A	DBU	6	5					

Non-Div. I Games:

New Mexico

Average RPI Win:	175	WON-LOST RECORD	WINNING PCT. RANK	LAST 10 GAMES	STRENGTH OF SCHEDULE	OPP. STRENGTH OF SCHEDULE	TEAM RPI	ADJ RPI	CONF. RPI	ADJ CONF. RPI	
Average RPI Loss:	109										
DIV. I ONLY	26-9-0	.74286	13	8-2-0	157	138	41	.56217	41	15	15
DIV. I NON-CONF.	14-7-0	.66667	44	3-2-0	145	109	45	.55633	45	17	17
<hr/>											
TOTALS	RPI 1-25	RPI 26-50		W-L RECORDS	RPI 51-100		RPI 101-150		RPI 150+		
26-9-0	0-0-0	0-3-0		OVERALL	0-0-0		6-2-0		20-4-0		
12-3-0	0-0-0	0-0-0		HOME	0-0-0		2-1-0		10-2-0		
11-5-0	0-0-0	0-3-0		AWAY	0-0-0		4-1-0		7-1-0		
3-1-0	0-0-0	0-0-0		NEUTRAL	0-0-0		0-0-0		3-1-0		
<hr/>											
14-7-0	0-0-0	0-3-0		NON-CONFERENCE	0-0-0		6-2-0		8-2-0		
4-2-0	0-0-0	0-0-0		HOME	0-0-0		2-1-0		2-1-0		
8-5-0	0-0-0	0-0-		AWAY	0-0-0		4-1-0		4-1-0		
2-0-0	0-0-0	0-0-0		NEUTRAL	0-0-0		0-0-0		2-0-0		
<hr/>											
12-2-0	0-0-0	0-0-0		CONFERENCE	0-0-0		0-0-0		12-2-0		
8-1-0	0-0-0	0-0-0		HOME	0-0-0		0-0-0		8-1-0		
3-0-0	0-0-0	0-0-0		AWAY	0-0-0		0-0-0		3-0-0		
1-1-0	0-0-0	0-0-0		NEUTRAL	0-0-0		0-0-0		1-1-0		
<hr/>											
RPI S	Opponent	Score	RPI S	Opponent	Score	RPI S	Opponent	Score	RPI S	Opponent	Score
			40 A	New Mexico	4 8				115 A	Cornell	4 6
			40 A	New Mexico	4 11				115 H	Cornell	2 10
			40 A	New Mexico	4 10				126 A	Virginia Tech	12 5
									126 A	Virginia Tech	9 8
									126 A	Virginia Tech	6 5
									126 A	Virginia Tech	2 1
									133 H	St. Bonaventure	10 6
									149 H	Marist	3 1
									154 H	UMBC	11 2
									154 H	UMBC	3 12
									154 H	UMBC	9 1
									155 A	Central Conn. St.	1 2
									155 A	Central Conn. St.	3 0
									155 H	Central Conn. St.	6 1
									155 H	Central Conn. St.	2 3
									155 H	Central Conn. St.	3 2
									165 H	UMass Lowell	6 2
									165 H	UMass Lowell	6 5
									165 H	UMass Lowell	5 2
									165 N	UMass Lowell	2 5
									165 N	UMass Lowell	1 0
			LAST 10 GAMES						194 A	Albany (NY)	3 0
			165 H	UMass Lowell	5 2	155 H	Central Conn. St.	2 3	194 A	Albany (NY)	7 2
			165 H	UMass Lowell	6 5	155 H	Central Conn. St.	6 1	194 A	Albany (NY)	4 3
			165 H	UMass Lowell	6 2	115 H	Cornell	2 10	196 N	Toledo	7 3
			133 H	St. Bonaventure	10 6	210 H	Maine	3 2	196 N	Toledo	9 3
			155 H	Central Conn. St.	3 2	210 H	Maine	7 4	210 H	Maine	7 4

Non-Div. I Games:

Binghamton

RPI	S	Opponent	Score	
210	H	Maine	9	3
210	H	Maine	3	2
227	A	Penn St.	6	3
247	A	Bucknell	12	0
264	A	Richmond	15	0

Binghamton

B  
i  
n  
g  
h  
a  
m  
t  
o  
n

B  
i  
n  
g  
h  
a  
m  
t  
o  
n

Average RPI Win:	120	WON-LOST	WINNING	LAST 10	STRENGTH OF	OPP. STRENGTH	TEAM	ADJ	CONF.	ADJ CONF.			
Average RPI Loss:	83	RECORD	PCT. RANK	GAMES	SCHEDULE	OF SCHEDULE	RPI	RPI	RPI	RPI			
DIV. I ONLY		29-16-1	.6413	49	8-2-0	70	38	42	.56139	42	7	7	
DIV. I NON-CONF.		17-11-0	.60714	83	1-0-0	110	37	69	.54069	69	7	7	
<hr/>													
TOTALS	RPI 1-25	RPI 26-50		W-L RECORDS		RPI 51-100		RPI 101-150		RPI 150+			
29-16-1	5-4-1	0-0-0		OVERALL		9-5-0		7-5-0		8-2-0			
15-5-0	2-1-0	0-0-0		HOME		5-2-0		1-2-0		7-0-0			
11-5-1	2-0-1	0-0-0		AWAY		3-1-0		5-2-0		1-2-0			
3-6-0	1-3-0	0-0-0		NEUTRAL		1-2-0		1-1-0		0-0-0			
17-11-0	1-3-0	0-0-0		NON-CONFERENCE		3-2-0		5-4-0		8-2-0			
9-2-0	0-0-0	0-0-0		HOME		1-0-0		1-2-0		7-0-0			
5-3-0	0-0-0	0-0-		AWAY		1-0-0		3-1-0		1-2-0			
3-6-0	1-3-0	0-0-0		NEUTRAL		1-2-0		1-1-0		0-0-0			
12-5-1	4-1-1	0-0-0		CONFERENCE		6-3-0		2-1-0		0-0-0			
6-3-0	2-1-0	0-0-0		HOME		4-2-0		0-0-0		0-0-0			
6-2-1	2-0-1	0-0-0		AWAY		2-1-0		2-1-0		0-0-0			
0-0-0	0-0-0	0-0-0		NEUTRAL		0-0-0		0-0-0		0-0-0			
RPI S	Opponent	Score		RPI S	Opponent	Score		RPI S	Opponent	Score			
1 N	Oregon St.	1	10			60 N	Oklahoma St.	0	1	101 H	Western Caro.	2	5
1 N	Oregon St.	2	5			64 N	Utah	4	3	101 H	Western Caro.	10	0
10 N	Arizona	1	0			64 N	Utah	5	7	101 H	Western Caro.	2	8
18 N	Arkansas	5	15			74 A	Minnesota	5	3	116 A	Cal Poly	6	4
21 A	Indiana	7	3			74 A	Minnesota	9	4	116 A	Cal Poly	3	2
21 A	Indiana	1	1			74 A	Minnesota	3	5	116 A	Cal Poly	2	3
21 A	Indiana	3	1			88 H	Iowa	8	6	116 A	Cal Poly	6	5
24 H	Maryland	5	8			88 H	Iowa	6	7	129 N	UC Riverside	3	4
24 H	Maryland	3	1			88 H	Iowa	3	5	129 N	UC Riverside	5	4
24 H	Maryland	8	4			96 H	Rutgers	8	5	150 A	Ohio St.	3	1
						96 H	Rutgers	9	3	150 A	Ohio St.	11	9
						96 H	Rutgers	7	6	150 A	Ohio St.	7	9
						99 A	Kansas St.	6	1	152 A	Creighton	2	5
						99 H	Kansas St.	11	1	152 H	Creighton	14	6
										158 H	Col. of Charleston	10	1
										158 H	Col. of Charleston	6	2
										158 H	Col. of Charleston	6	1
										162 A	CSU Bakersfield	6	8
										265 H	Northern Colo.	12	2
										265 H	Northern Colo.	8	2
										280 A	Omaha	3	1
										280 H	Omaha	13	2
				LAST 10 GAMES									
				96 H	Rutgers	7	6	150 A	Ohio St.	7	9		
				96 H	Rutgers	9	3	280 H	Omaha	13	2		
				96 H	Rutgers	8	5	74 A	Minnesota	9	4		
				150 A	Ohio St.	11	9	74 A	Minnesota	3	5		
				150 A	Ohio St.	3	1	74 A	Minnesota	5	3		

Non-Div. I Games:

Nebraska

Average RPI Win:		112	WON-LOST RECORD		WINNING PCT. RANK	LAST 10 GAMES	STRENGTH OF SCHEDULE		OPP. STRENGTH OF SCHEDULE	TEAM RPI	ADJ RPI	CONF. RPI	ADJ CONF. RPI
Average RPI Loss:		53	24-19-0		.55814 99	6-4-0	22		24	43	.56032 43	2	2
DIV. I ONLY			17-4-0		.80952 13	3-0-0	76		151	15	.59094 15	2	2
DIV. I NON-CONF.													
TOTALS		RPI 1-25	RPI 26-50		W-L RECORDS		RPI 51-100		RPI 101-150		RPI 150+		
24-19-0		3-5-0	3-8-0		OVERALL		7-3-0		3-2-0		8-1-0		
13-10-0		1-1-0	1-5-0		HOME		4-3-0		1-1-0		6-0-0		
8-9-0		2-4-0	2-3-0		AWAY		2-0-0		2-1-0		0-1-0		
3-0-0		0-0-0	0-0-0		NEUTRAL		1-0-0		0-0-0		2-0-0		
17-4-0		0-0-0	0-0-0		NON-CONFERENCE		6-1-0		3-2-0		8-1-0		
10-2-0		0-0-0	0-0-0		HOME		3-1-0		1-1-0		6-0-0		
4-2-0		0-0-0	0-0-		AWAY		2-0-0		2-1-0		0-1-0		
3-0-0		0-0-0	0-0-0		NEUTRAL		1-0-0		0-0-0		2-0-0		
7-15-0		3-5-0	3-8-0		CONFERENCE		1-2-0		0-0-0		0-0-0		
3-8-0		1-1-0	1-5-0		HOME		1-2-0		0-0-0		0-0-0		
4-7-0		2-4-0	2-3-0		AWAY		0-0-0		0-0-0		0-0-0		
0-0-0		0-0-0	0-0-0		NEUTRAL		0-0-0		0-0-0		0-0-0		
RPI S	Opponent	Score	RPI S	Opponent	Score	RPI S	Opponent	Score	RPI S	Opponent	Score		
4 A	Florida	7 6	26 H	South Carolina	2 10	70 A	Loyola Marymount	8 4	103 A	Memphis	1 4		
4 A	Florida	4 5	26 H	South Carolina	1 7	81 H	Tennessee Tech	6 0	103 A	Memphis	8 5		
4 A	Florida	3 2	26 H	South Carolina	4 6	85 N	Seton Hall	12 5	103 A	Memphis	10 0		
16 A	Mississippi St.	4 7	27 A	Vanderbilt	0 1	90 H	Cincinnati	1 2	111 H	Marshall	7 1		
16 A	Mississippi St.	4 14	27 A	Vanderbilt	9 3	90 H	Cincinnati	6 2	120 H	Middle Tenn.	4 7		
16 A	Mississippi St.	4 5	32 A	Texas A&M	5 3	90 H	Cincinnati	2 1	163 N	UC Irvine	10 9		
18 H	Arkansas	0 2	32 A	Texas A&M	1 2	92 A	San Diego St.	8 4	176 H	Austin Peay	18 4		
18 H	Arkansas	5 4	32 A	Texas A&M	1 3	100 H	Georgia	6 5	187 A	ETSU	2 10		
			37 H	Auburn	5 4	100 H	Georgia	5 7	187 H	ETSU	9 2		
			37 H	Auburn	2 3	100 H	Georgia	1 3	187 N	ETSU	8 1		
			37 H	Auburn	1 8				205 H	UNC Asheville	5 2		
									243 H	Norfolk St.	5 2		
									243 H	Norfolk St.	10 2		
									243 H	Norfolk St.	5 4		
LAST 10 GAMES													
			18 H	Arkansas	0 2	187 N	ETSU	8 1					
			18 H	Arkansas	5 4	32 A	Texas A&M	5 3					
			187 H	ETSU	9 2	32 A	Texas A&M	1 3					
			27 A	Vanderbilt	9 3	32 A	Texas A&M	1 2					
			27 A	Vanderbilt	0 1	205 H	UNC Asheville	5 2					

Non-Div. I Games:

Tennessee

McNeese



Average RPI Win: 124		WON-LOST RECORD		WINNING PCT. RANK		LAST 10 GAMES		STRENGTH OF SCHEDULE		OPP. STRENGTH OF SCHEDULE		TEAM RPI		ADJ RPI		CONF. RPI		ADJ CONF. RPI	
Average RPI Loss: 92		25-20-0		.55556 102		2-0-0		85		53		45		.55707 45		5		5	
DIV. I ONLY		15-12-0		.55556 111		1-0-0		122		88		57		.54533 57		5		5	
DIV. I NON-CONF.																			
TOTALS		RPI 1-25		RPI 26-50		W-L RECORDS		RPI 51-100		RPI 101-150		RPI 150+							
25-20-0		1-2-0		2-5-0		OVERALL		8-7-0		3-2-0		11-4-0							
7-2-0		0-0-0		0-0-0		HOME		2-1-0		3-1-0		2-0-0							
14-16-0		1-2-0		2-5-0		AWAY		6-6-0		0-1-0		5-2-0							
4-2-0		0-0-0		0-0-0		NEUTRAL		0-0-0		0-0-0		4-2-0							
15-12-0		1-2-0		0-1-0		NON-CONFERENCE		3-3-0		0-2-0		11-4-0							
2-1-0		0-0-0		0-0-0		HOME		0-0-0		0-1-0		2-0-0							
9-9-0		1-2-0		0-0-0		AWAY		3-3-0		0-1-0		5-2-0							
4-2-0		0-0-0		0-0-0		NEUTRAL		0-0-0		0-0-0		4-2-0							
10-8-0		0-0-0		2-4-0		CONFERENCE		5-4-0		3-0-0		0-0-0							
5-1-0		0-0-0		0-0-0		HOME		2-1-0		3-0-0		0-0-0							
5-7-0		0-0-0		2-4-0		AWAY		3-3-0		0-0-0		0-0-0							
0-0-0		0-0-0		0-0-0		NEUTRAL		0-0-0		0-0-0		0-0-0							
RPI	S	Opponent	Score		RPI	S	Opponent	Score		RPI	S	Opponent	Score		RPI	S	Opponent	Score	
22	A	Texas	1	4	29	A	Houston	7	4	61	A	BYU	6	7	103	H	Memphis	4	0
22	A	Texas	3	9	29	A	Houston	5	6	61	A	BYU	9	10	103	H	Memphis	6	2
22	A	Texas	2	1	29	A	Houston	1	9	61	A	BYU	8	7	103	H	Memphis	10	7
					30	A	UCF	1	8	83	A	Tulane	5	6	141	A	Bryant	3	9
					30	A	UCF	6	5	83	A	Tulane	1	3	144	H	Hartford	4	6
					30	A	UCF	2	8	83	A	Tulane	3	8	151	A	UC Davis	7	8
					46	A	Rhode Island	2	7	85	A	Seton Hall	4	0	151	A	UC Davis	7	4
										85	A	Seton Hall	2	1	151	A	UC Davis	9	6
										85	A	Seton Hall	2	3	155	A	Central Conn. St.	7	5
										87	A	East Carolina	5	1	160	A	Fairfield	6	1
										87	A	East Carolina	3	2	165	N	UMass Lowell	8	11
										87	A	East Carolina	3	2	165	N	UMass Lowell	7	3
										90	H	Cincinnati	4	5	165	N	UMass Lowell	5	3
										90	H	Cincinnati	6	4	165	N	UMass Lowell	7	1
										90	H	Cincinnati	3	2	172	A	Stetson	9	3
															215	N	Western Mich.	3	4
															239	H	Quinnipiac	4	3
															244	N	Saint Joseph's	11	0
															263	A	Santa Clara	5	9
															267	H	Massachusetts	11	3
LAST 10 GAMES																			
239	H	Quinnipiac	4	3	90	H	Cincinnati	6	4										
29	A	Houston	7	4	90	H	Cincinnati	4	5										
29	A	Houston	1	9	46	A	Rhode Island	2	7										
29	A	Houston	5	6	30	A	UCF	2	8										
90	H	Cincinnati	3	2	30	A	UCF	6	5										

Non-Div. I Games:

UConn

Average RPI Win:		181	WON-LOST RECORD		WINNING PCT. RANK		LAST 10 GAMES		STRENGTH OF SCHEDULE		OPP. STRENGTH OF SCHEDULE		TEAM RPI		ADJ RPI		CONF. RPI		ADJ CONF. RPI	
DIV. I ONLY			28-16-0		.63636 55		9-1-0		104		176		46		.55564 46		23		23	
DIV. I NON-CONF.			12-12-0		.5 143		1-0-0		71		101		78		.53594 78		24		24	
TOTALS		RPI 1-25		RPI 26-50		W-L RECORDS		RPI 51-100		RPI 101-150		RPI 150+								
28-16-0		1-3-0		2-1-0		OVERALL		0-4-0		6-5-0		19-3-0								
12-1-0		0-0-0		1-0-0		HOME		0-0-0		2-0-0		9-1-0								
14-12-0		1-2-0		1-1-0		AWAY		0-2-0		4-5-0		8-2-0								
2-3-0		0-1-0		0-0-0		NEUTRAL		0-2-0		0-0-0		2-0-0								
12-12-0		1-3-0		2-1-0		NON-CONFERENCE		0-4-0		3-3-0		6-1-0								
4-1-0		0-0-0		1-0-0		HOME		0-0-0		0-0-0		3-1-0								
6-8-0		1-2-0		1-0-		AWAY		0-2-0		3-3-0		1-0-0								
2-3-0		0-1-0		0-0-0		NEUTRAL		0-2-0		0-0-0		2-0-0								
16-4-0		0-0-0		0-0-0		CONFERENCE		0-0-0		3-2-0		13-2-0								
8-0-0		0-0-0		0-0-0		HOME		0-0-0		2-0-0		6-0-0								
8-4-0		0-0-0		0-0-0		AWAY		0-0-0		1-2-0		7-2-0								
0-0-0		0-0-0		0-0-0		NEUTRAL		0-0-0		0-0-0		0-0-0								
RPI	S	Opponent		Score		RPI	S	Opponent		Score		RPI	S	Opponent		Score				
17	N	Missouri St.		1	12	44	A	McNeese		4	5	93	N	Notre Dame		4	8			
18	A	Arkansas		2	3	45	H	UConn		7	2	98	A	William & Mary		3	7			
18	A	Arkansas		3	0	47	A	North Carolina St.		5	2	98	A	William & Mary		2	11			
18	A	Arkansas		2	5							98	N	William & Mary		1	2			
														131 A Houston Baptist		6	5			
														131 A Houston Baptist		5	4			
														131 A Houston Baptist		2	10			
														131 A Houston Baptist		2	3			
														133 A St. Bonaventure		8	4			
														133 A St. Bonaventure		5	7			
														133 A St. Bonaventure		2	5			
														141 A Bryant		2	3			
														144 A Hartford		14	13			
														148 H Saint Louis		6	4			
														148 H Saint Louis		6	0			
														156 A Davidson		9	1			
														156 A Davidson		5	2			
														156 A Davidson		7	6			
														175 A George Washington		5	3			
														175 A George Washington		5	15			
														175 A George Washington		7	2			
														190 A Northeastern		7	3			
														206 N Stony Brook		6	3			
														213 H Brown		5	2			
														214 N Monmouth		5	4			
														218 H Fordham		5	3			
														218 H Fordham		7	2			
														218 H Fordham		7	3			
														225 H Holy Cross		3	7			
														239 H Quinnipiac		15	5			
														258 H Sacred Heart		6	4			
													</							

**Non-Div. I Games:**

Rhode Island

RPI	S	Opponent	Score	
264	A	Richmond	5	1
264	A	Richmond	6	7
264	A	Richmond	16	5
267	H	Massachusetts	3	1
267	H	Massachusetts	6	0
267	H	Massachusetts	5	0

Rhode Island

R  
h  
o  
d  
e  
I  
s  
l  
a  
n  
d

R  
h  
o  
d  
e  
I  
s  
l  
a  
n  
d

Average RPI Win: 120		WON-LOST	WINNING	LAST 10	STRENGTH OF		OPP. STRENGTH	TEAM	ADJ	CONF.	ADJ CONF.
Average RPI Loss: 73		RECORD	PCT. RANK	GAMES	SCHEDULE		OF SCHEDULE	RPI	RPI	RPI	RPI
DIV. I ONLY		27-21-0	.5625	97	7-3-0		30	52	47	.55461	47
DIV. I NON-CONF.		16-8-0	.66667	44	4-1-0		68	170	55	.54852	55
TOTALS		RPI 1-25	RPI 26-50		W-L RECORDS		RPI 51-100		RPI 101-150		RPI 150+
27-21-0		3-7-0	2-2-0		OVERALL		5-7-0		7-2-0		10-3-0
17-10-0		1-2-0	2-2-0		HOME		2-2-0		4-1-0		8-3-0
10-10-0		2-4-0	0-0-0		AWAY		3-5-0		3-1-0		2-0-0
0-1-0		0-1-0	0-0-0		NEUTRAL		0-0-0		0-0-0		0-0-0
16-8-0		0-1-0	0-1-0		NON-CONFERENCE		2-1-0		4-2-0		10-3-0
9-6-0		0-0-0	0-1-0		HOME		0-1-0		1-1-0		8-3-0
7-1-0		0-0-0	0-0-		AWAY		2-0-0		3-1-0		2-0-0
0-1-0		0-1-0	0-0-0		NEUTRAL		0-0-0		0-0-0		0-0-0
11-13-0		3-6-0	2-1-0		CONFERENCE		3-6-0		3-0-0		0-0-0
8-4-0		1-2-0	2-1-0		HOME		2-1-0		3-0-0		0-0-0
3-9-0		2-4-0	0-0-0		AWAY		1-5-0		0-0-0		0-0-0
0-0-0		0-0-0	0-0-0		NEUTRAL		0-0-0		0-0-0		0-0-0
RPI S	Opponent	Score	RPI S	Opponent	Score	RPI S	Opponent	Score	RPI S	Opponent	Score
2 A	North Carolina	1 7	28 H	Florida St.	7 16	71 H	Miami (FL)	5 3	101 H	Western Caro.	8 9
2 A	North Carolina	2 7	28 H	Florida St.	8 4	71 H	Miami (FL)	5 7	126 H	Virginia Tech	8 6
2 A	North Carolina	4 2	28 H	Florida St.	4 3	71 H	Miami (FL)	5 2	126 H	Virginia Tech	5 2
6 H	Louisville	3 1	46 H	Rhode Island	2 5	75 A	Charlotte	15 10	126 H	Virginia Tech	14 2
6 H	Louisville	1 8				75 H	Charlotte	5 6	132 A	UNCG	8 2
6 H	Louisville	6 7				86 A	Boston College	3 8	132 H	UNCG	10 1
11 A	Wake Forest	4 6				86 A	Boston College	0 1	139 A	Hawaii	4 0
11 A	Wake Forest	8 5				86 A	Boston College	1 2	139 A	Hawaii	8 1
11 A	Wake Forest	5 6				87 A	East Carolina	6 0	139 A	Hawaii	3 8
24 N	Maryland	2 9				93 A	Notre Dame	9 2	157 A	UNCW	8 5
						93 A	Notre Dame	1 2	164 H	Delaware	7 0
						93 A	Notre Dame	1 4	164 H	Delaware	4 5
									164 H	Delaware	7 1
									165 H	UMass Lowell	8 0
									176 H	Austin Peay	6 3
									176 H	Austin Peay	9 3
									176 H	Austin Peay	3 7
									193 A	Elon	6 2
									205 H	UNC Asheville	13 1
									208 H	George Mason	7 3
									224 H	Campbell	8 9
									248 H	N.C. Central	13 0
			LAST 10 GAMES								
			164 H	Delaware	4 5	126 H	Virginia Tech	5 2			
			164 H	Delaware	7 0	87 A	East Carolina	6 0			
			164 H	Delaware	7 1	248 H	N.C. Central	13 0			
			126 H	Virginia Tech	14 2	86 A	Boston College	0 1			
			126 H	Virginia Tech	8 6	86 A	Boston College	1 2			

Non-Div. I Games:

North Carolina St.

M  
e  
r  
c  
e  
r

**Mercer**

RPI	S	Opponent	Score	
199	A	VMI	9	6
199	A	VMI	10	6
200	A	Georgia St.	11	4
236	A	The Citadel	5	3
236	A	The Citadel	2	1
236	A	The Citadel	6	5
287	H	UMES	8	4
287	H	UMES	15	0
287	H	UMES	13	2
288	A	Savannah St.	6	0
288	H	Savannah St.	12	2

Mercer

M  
e  
r  
c  
e  
r

M  
e  
r  
c  
e  
r

Average RPI Win: 112		WON-LOST	WINNING	LAST 10	STRENGTH OF		OPP. STRENGTH	TEAM	ADJ	CONF.	ADJ CONF.
Average RPI Loss: 68		RECORD	PCT. RANK	GAMES	SCHEDULE		OF SCHEDULE	RPI	RPI	RPI	RPI
DIV. I ONLY		23-21-0	.52273	134	7-3-0		13	46	49	.5527	49
DIV. I NON-CONF.		15-6-0	.71429	32	3-2-0		55	159	36	.56552	36
TOTALS		RPI 1-25	RPI 26-50		W-L RECORDS		RPI 51-100		RPI 101-150		RPI 150+
23-21-0		4-9-0	3-1-0		OVERALL		3-7-0		5-1-0		8-3-0
14-11-0		3-7-0	1-1-0		HOME		1-1-0		3-0-0		6-2-0
9-10-0		1-2-0	2-0-0		AWAY		2-6-0		2-1-0		2-1-0
0-0-0		0-0-0	0-0-0		NEUTRAL		0-0-0		0-0-0		0-0-0
15-6-0		1-0-0	3-1-0		NON-CONFERENCE		2-2-0		1-0-0		8-3-0
10-4-0		1-0-0	1-1-0		HOME		1-1-0		1-0-0		6-2-0
5-2-0		0-0-0	2-0-		AWAY		1-1-0		0-0-0		2-1-0
0-0-0		0-0-0	0-0-0		NEUTRAL		0-0-0		0-0-0		0-0-0
8-15-0		3-9-0	0-0-0		CONFERENCE		1-5-0		4-1-0		0-0-0
4-7-0		2-7-0	0-0-0		HOME		0-0-0		2-0-0		0-0-0
4-8-0		1-2-0	0-0-0		AWAY		1-5-0		2-1-0		0-0-0
0-0-0		0-0-0	0-0-0		NEUTRAL		0-0-0		0-0-0		0-0-0
RPI S	Opponent	Score	RPI S	Opponent	Score	RPI S	Opponent	Score	RPI S	Opponent	Score
2 H	North Carolina	4 7	37 A	Auburn	11 8	61 H	BYU	5 3	107 H	Pittsburgh	4 3
2 H	North Carolina	5 6	37 H	Auburn	4 7	71 A	Miami (FL)	7 17	107 H	Pittsburgh	8 7
2 H	North Carolina	4 2	48 A	Mercer	11 3	71 A	Miami (FL)	7 5	111 H	Marshall	11 3
6 H	Louisville	0 3	48 H	Mercer	8 5	71 A	Miami (FL)	8 10	126 A	Virginia Tech	4 8
6 H	Louisville	1 10				76 A	Ga. Southern	10 3	126 A	Virginia Tech	6 4
6 H	Louisville	4 5				93 A	Notre Dame	3 4	126 A	Virginia Tech	13 3
7 H	Clemson	6 11				93 A	Notre Dame	3 4	153 A	Ill.-Chicago	0 1
7 H	Clemson	6 13				93 A	Notre Dame	6 9	153 A	Ill.-Chicago	3 0
7 H	Clemson	5 1				100 A	Georgia	1 5	166 H	Belmont	10 2
11 A	Wake Forest	8 17				100 H	Georgia	5 7	166 H	Belmont	12 3
11 A	Wake Forest	7 6							166 H	Belmont	5 11
11 A	Wake Forest	4 8							200 A	Georgia St.	7 0
20 H	Oklahoma	2 0							200 H	Georgia St.	12 5
									215 H	Western Mich.	8 3
									261 H	Youngstown St.	3 12
									261 H	Youngstown St.	14 6
									261 H	Youngstown St.	15 6
LAST 10 GAMES											
			107 H	Pittsburgh	4 3				126 A	Virginia Tech	6 4
			107 H	Pittsburgh	8 7				126 A	Virginia Tech	13 3
			153 A	Ill.-Chicago	0 1				126 A	Virginia Tech	4 8
			153 A	Ill.-Chicago	3 0				200 A	Georgia St.	7 0
			100 H	Georgia	5 7				48 H	Mercer	8 5

Non-Div. I Games:

Georgia Tech

D  
B  
U

DBU





U  
C  
L  
A

UCLA

Average RPI Win: 138		WON-LOST	WINNING	LAST 10	STRENGTH OF		OPP. STRENGTH	TEAM	ADJ		CONF.	ADJ CONF.	
Average RPI Loss: 77		RECORD	PCT. RANK	GAMES	SCHEDULE		OF SCHEDULE	RPI	RPI		RPI	RPI	
DIV. I ONLY		29-16-1	.6413	49	2-7-1		97	65	53	.55169	53	14	14
DIV. I NON-CONF.		14-7-1	.65909	51	0-1-1		39	3	27	.57386	27	12	12
TOTALS		RPI 1-25	RPI 26-50		W-L RECORDS		RPI 51-100		RPI 101-150		RPI 150+		
29-16-1	0-0-1	3-5-0		OVERALL		12-9-0		5-0-0		9-2-0			
16-7-1	0-0-1	2-3-0		HOME		3-3-0		4-0-0		7-1-0			
12-8-0	0-0-0	0-1-0		AWAY		9-6-0		1-0-0		2-1-0			
1-1-0	0-0-0	1-1-0		NEUTRAL		0-0-0		0-0-0		0-0-0			
14-7-1	0-0-1	3-5-0		NON-CONFERENCE		8-1-0		2-0-0		1-1-0			
6-5-1	0-0-1	2-3-0		HOME		2-1-0		1-0-0		1-1-0			
7-1-0	0-0-0	0-0-		AWAY		6-0-0		1-0-0		0-0-0			
1-1-0	0-0-0	1-1-0		NEUTRAL		0-0-0		0-0-0		0-0-0			
15-9-0	0-0-0	0-0-0		CONFERENCE		4-8-0		3-0-0		8-1-0			
10-2-0	0-0-0	0-0-0		HOME		1-2-0		3-0-0		6-0-0			
5-7-0	0-0-0	0-0-0		AWAY		3-6-0		0-0-0		2-1-0			
0-0-0	0-0-0	0-0-0		NEUTRAL		0-0-0		0-0-0		0-0-0			
RPI S	Opponent	Score	RPI S	Opponent	Score	RPI S	Opponent	Score	RPI S	Opponent	Score		
25 H	Long Beach St.	9 9	27 H	Vanderbilt	3 2	52 A	UCLA	3 1	129 A	UC Riverside	14 1		
			27 H	Vanderbilt	2 8	61 H	BYU	8 12	129 H	UC Riverside	10 2		
			27 H	Vanderbilt	1 11	61 H	BYU	8 9	147 H	San Francisco	8 2		
			35 A	Cal St. Fullerton	2 13	61 H	BYU	6 3	147 H	San Francisco	8 4		
			35 H	Cal St. Fullerton	2 9	66 H	Oregon	7 2	147 H	San Francisco	6 4		
			35 N	Cal St. Fullerton	11 6	68 A	Saint Mary's (CA)	1 8	163 H	UC Irvine	14 6		
			36 N	Michigan	1 3	68 A	Saint Mary's (CA)	4 6	163 H	UC Irvine	7 8		
			40 H	New Mexico	7 2	68 A	Saint Mary's (CA)	8 2	249 H	Pacific	10 4		
						70 A	Loyola Marymount	3 10	249 H	Pacific	1 0		
						70 A	Loyola Marymount	11 10	249 H	Pacific	9 5		
						70 A	Loyola Marymount	3 6	263 A	Santa Clara	9 2		
						80 A	Gonzaga	0 3	263 A	Santa Clara	11 1		
						80 A	Gonzaga	4 1	263 A	Santa Clara	12 15		
						80 A	Gonzaga	2 9	281 H	Portland	8 2		
						83 A	Tulane	7 4	281 H	Portland	2 1		
						83 A	Tulane	6 2	281 H	Portland	3 2		
						83 A	Tulane	11 4					
						83 A	Tulane	5 4					
						92 H	San Diego St.	1 10					
						93 H	Notre Dame	6 2					
LAST 10 GAMES													
			68 A	Saint Mary's (CA)	4 6								
			68 A	Saint Mary's (CA)	1 8								
			68 A	Saint Mary's (CA)	8 2								
			25 H	Long Beach St.	9 9								
			70 A	Loyola Marymount	3 6								

Non-Div. I Games:

San Diego

RPI	S	Opponent	Score
97	A	Southern California	8 3
70	A	Loyola Marymount	3 10
70	A	Loyola Marymount	11 10
163	H	UC Irvine	7 8
61	H	BYU	8 12
61	H	BYU	8 9

Average RPI Win:		115	WON-LOST RECORD		WINNING PCT. RANK		LAST 10 GAMES		STRENGTH OF SCHEDULE		OPP. STRENGTH OF SCHEDULE		TEAM RPI	ADJ RPI		CONF. RPI	ADJ CONF. RPI		
DIV. I ONLY			24-20-0		.54545 108		4-6-0		37		74		54	.5509 54		4	4		
DIV. I NON-CONF.			14-9-0		.6087 78		1-0-0		93		226		77	.53607 77		3	3		
TOTALS		RPI 1-25		RPI 26-50		W-L RECORDS		RPI 51-100		RPI 101-150		RPI 150+							
24-20-0		3-6-0		0-0-0		OVERALL		12-7-0		1-2-0		8-5-0							
13-8-0		3-3-0		0-0-0		HOME		5-1-0		0-0-0		5-4-0							
11-12-0		0-3-0		0-0-0		AWAY		7-6-0		1-2-0		3-1-0							
0-0-0		0-0-0		0-0-0		NEUTRAL		0-0-0		0-0-0		0-0-0							
14-9-0		2-1-0		0-0-0		NON-CONFERENCE		4-3-0		0-0-0		8-5-0							
7-5-0		2-1-0		0-0-0		HOME		0-0-0		0-0-0		5-4-0							
7-4-0		0-0-0		0-0-		AWAY		4-3-0		0-0-0		3-1-0							
0-0-0		0-0-0		0-0-0		NEUTRAL		0-0-0		0-0-0		0-0-0							
10-11-0		1-5-0		0-0-0		CONFERENCE		8-4-0		1-2-0		0-0-0							
6-3-0		1-2-0		0-0-0		HOME		5-1-0		0-0-0		0-0-0							
4-8-0		0-3-0		0-0-0		AWAY		3-3-0		1-2-0		0-0-0							
0-0-0		0-0-0		0-0-0		NEUTRAL		0-0-0		0-0-0		0-0-0							
RPI	S	Opponent		Score		RPI	S	Opponent		Score		RPI	S	Opponent		Score			
1	H	Oregon St.		2	5			52	A	UCLA		6	3	114	A	Washington St.		7	1
1	H	Oregon St.		0	3			52	A	UCLA		7	3	114	A	Washington St.		3	6
1	H	Oregon St.		3	2			52	A	UCLA		5	6	114	A	Washington St.		4	5
10	A	Arizona		4	5			64	H	Utah		3	1	168	H	Indiana St.		2	4
10	A	Arizona		11	12			64	H	Utah		4	1	168	H	Indiana St.		3	2
10	A	Arizona		1	3			64	H	Utah		4	3	168	H	Indiana St.		8	0
15	H	Baylor		3	6			66	A	Oregon		12	3	168	H	Indiana St.		3	5
15	H	Baylor		6	0			66	A	Oregon		0	1	229	H	Sacramento St.		1	7
15	H	Baylor		5	4			66	A	Oregon		3	4	229	H	Sacramento St.		4	0
								68	A	Saint Mary's (CA)		5	6	229	H	Sacramento St.		8	5
								68	A	Saint Mary's (CA)		11	5	229	H	Sacramento St.		3	2
								68	A	Saint Mary's (CA)		5	6	263	A	Santa Clara		8	1
								68	A	Saint Mary's (CA)		11	1	263	A	Santa Clara		3	4
								70	A	Loyola Marymount		8	7	263	A	Santa Clara		5	2
								73	H	California		4	1	278	A	Seattle U		7	4
								73	H	California		5	2	278	H	Seattle U		2	4
								73	H	California		3	7						
								80	A	Gonzaga		5	4						
								80	A	Gonzaga		7	8						
LAST 10 GAMES																			
10	A	Arizona		11	12	73	H	California		5	2								
10	A	Arizona		1	3	278	A	Seattle U		7	4								
10	A	Arizona		4	5	114	A	Washington St.		7	1								
73	H	California		4	1	114	A	Washington St.		3	6								
73	H	California		3	7	114	A	Washington St.		4	5								

Non-Div. I Games:

Washington

Average RPI Win:	118	WON-LOST RECORD	WINNING PCT. RANK	LAST 10 GAMES	STRENGTH OF SCHEDULE	OPP. STRENGTH OF SCHEDULE	TEAM RPI	ADJ RPI	CONF. RPI	ADJ CONF. RPI		
DIV. I ONLY		29-16-1	.6413	49	5-5-0	108	19	55	.54905	55	6	6
DIV. I NON-CONF.		14-7-1	.65909	51	1-0-0	176	6	89	.52911	89	6	6
<hr/>												
TOTALS	RPI 1-25	RPI 26-50		W-L RECORDS		RPI 51-100		RPI 101-150		RPI 150+		
29-16-1	1-4-1	1-0-0		OVERALL		11-6-0		8-4-0		8-2-0		
22-6-1	1-1-1	0-0-0		HOME		8-2-0		7-2-0		6-1-0		
7-10-0	0-3-0	1-0-0		AWAY		3-4-0		1-2-0		2-1-0		
0-0-0	0-0-0	0-0-0		NEUTRAL		0-0-0		0-0-0		0-0-0		
14-7-1	1-1-1	1-0-0		NON-CONFERENCE		4-4-0		2-1-0		6-1-0		
12-4-1	1-1-1	0-0-0		HOME		3-1-0		2-1-0		6-1-0		
2-3-0	0-0-0	1-0-		AWAY		1-3-0		0-0-0		0-0-0		
0-0-0	0-0-0	0-0-0		NEUTRAL		0-0-0		0-0-0		0-0-0		
15-9-0	0-3-0	0-0-0		CONFERENCE		7-2-0		6-3-0		2-1-0		
10-2-0	0-0-0	0-0-0		HOME		5-1-0		5-1-0		0-0-0		
5-7-0	0-3-0	0-0-0		AWAY		2-1-0		1-2-0		2-1-0		
0-0-0	0-0-0	0-0-0		NEUTRAL		0-0-0		0-0-0		0-0-0		
RPI S	Opponent	Score	RPI S	Opponent	Score	RPI S	Opponent	Score	RPI S	Opponent	Score	
19 A	Southern Miss.	5 6	30 A	UCF	8 3	57 H	Rice	3 2	105 A	UTSA	0 6	
19 A	Southern Miss.	2 11				57 H	Rice	8 2	105 A	UTSA	6 9	
19 A	Southern Miss.	4 5				57 H	Rice	4 5	105 A	UTSA	10 0	
21 H	Indiana	6 2				65 A	FGCU	5 7	111 H	Marshall	0 7	
21 H	Indiana	4 8				65 H	FGCU	13 1	111 H	Marshall	12 6	
21 H	Indiana	6 6				71 A	Miami (FL)	2 8	111 H	Marshall	7 3	
						71 A	Miami (FL)	5 7	120 H	Middle Tenn.	7 6	
						71 H	Miami (FL)	2 5	120 H	Middle Tenn.	7 6	
						75 A	Charlotte	7 4	120 H	Middle Tenn.	10 1	
						75 A	Charlotte	5 11	125 H	Illinois	11 10	
						75 A	Charlotte	13 10	125 H	Illinois	16 2	
						78 H	FIU	9 8	125 H	Illinois	4 14	
						78 H	FIU	10 1	183 A	UAB	9 5	
						78 H	FIU	4 3	183 A	UAB	6 3	
						79 A	Bethune-Cookman	12 6	183 A	UAB	2 6	
						79 H	Bethune-Cookman	9 6	196 H	Toledo	4 6	
						96 H	Rutgers	14 2	196 H	Toledo	10 3	
									196 H	Toledo	11 8	
									210 H	Maine	11 3	
									214 H	Monmouth	6 1	
									214 H	Monmouth	12 10	
									214 H	Monmouth	16 5	
LAST 10 GAMES												
19 A	Southern Miss.	4 5	78 H	FIU	4 3							
19 A	Southern Miss.	5 6	65 H	FGCU	13 1							
19 A	Southern Miss.	2 11	105 A	UTSA	10 0							
78 H	FIU	10 1	105 A	UTSA	0 6							
78 H	FIU	9 8	105 A	UTSA	6 9							

Non-Div. I Games:

Fla. Atlantic

Liberty

Liberty

RPI	S	Opponent	Score
260	A	Longwood	13 4

Liberty



Average RPI Win: 88		WON-LOST RECORD		WINNING PCT. RANK		LAST 10 GAMES		STRENGTH OF SCHEDULE		OPP. STRENGTH OF SCHEDULE		TEAM RPI		ADJ RPI		CONF. RPI		ADJ CONF. RPI	
DIV. I ONLY		22-26-0		.45833 186		9-1-0		3		37		57		.54865 57		6		6	
DIV. I NON-CONF.		10-14-0		.41667 208		1-0-0		3		18		64		.54147 64		6		6	
TOTALS		RPI 1-25		RPI 26-50		W-L RECORDS		RPI 51-100		RPI 101-150		RPI 150+							
22-26-0		5-7-0		4-9-0		OVERALL		6-5-0		3-2-0		4-3-0							
11-15-0		3-4-0		3-5-0		HOME		1-3-0		3-1-0		1-2-0							
11-11-0		2-3-0		1-4-0		AWAY		5-2-0		0-1-0		3-1-0							
0-0-0		0-0-0		0-0-0		NEUTRAL		0-0-0		0-0-0		0-0-0							
10-14-0		4-5-0		3-4-0		NON-CONFERENCE		1-1-0		1-1-0		1-3-0							
6-8-0		2-2-0		2-3-0		HOME		0-1-0		1-0-0		1-2-0							
4-6-0		2-3-0		1-0-		AWAY		1-0-0		0-1-0		0-1-0							
0-0-0		0-0-0		0-0-0		NEUTRAL		0-0-0		0-0-0		0-0-0							
12-12-0		1-2-0		1-5-0		CONFERENCE		5-4-0		2-1-0		3-0-0							
5-7-0		1-2-0		1-2-0		HOME		1-2-0		2-1-0		0-0-0							
7-5-0		0-0-0		0-3-0		AWAY		4-2-0		0-0-0		3-0-0							
0-0-0		0-0-0		0-0-0		NEUTRAL		0-0-0		0-0-0		0-0-0							
RPI	S	Opponent		Score		RPI	S	Opponent		Score		RPI	S	Opponent		Score			
5	A	TCU		5	13	29	A	Houston		9	0	55	A	Fla. Atlantic		2	3		
12	H	Stanford		6	16	29	H	Houston		4	3	55	A	Fla. Atlantic		2	8		
12	H	Stanford		0	2	32	A	Texas A&M		5	8	55	A	Fla. Atlantic		5	4		
12	H	Stanford		12	2	34	H	Southeastern La.		15	5	72	A	Sam Houston St.		5	3		
12	H	Stanford		4	0	34	H	Southeastern La.		4	12	72	H	Sam Houston St.		2	6		
19	H	Southern Miss.		6	17	34	H	Southeastern La.		4	8	75	A	Charlotte		11	8		
19	H	Southern Miss.		11	4	38	H	Louisiana Tech		4	6	75	A	Charlotte		6	4		
19	H	Southern Miss.		4	15	38	H	Louisiana Tech		3	2	75	A	Charlotte		8	0		
22	A	Texas		3	2	38	H	Louisiana Tech		0	6	78	H	FIU		5	7		
22	A	Texas		7	1	39	A	Old Dominion		2	3	78	H	FIU		3	4		
22	A	Texas		1	6	39	A	Old Dominion		5	6	78	H	FIU		8	4		
22	A	Texas		4	5	39	A	Old Dominion		0	2								
						50	H	DBU		4	8								
LAST 10 GAMES																			
		75 A Charlotte			11	8		105 H UTSA			7	4							
		75 A Charlotte			8	0		105 H UTSA			6	10							
		75 A Charlotte			6	4		253 A Western Ky.			13	2							
		119 H Lamar University			9	8		253 A Western Ky.			10	5							
		105 H UTSA			6	5		253 A Western Ky.			8	4							

Non-Div. I Games:

Rice

**Non-Div. I Games:**

Kent St.

RPI	S	Opponent	Score	
204	A	Eastern Mich.	2	0
204	A	Eastern Mich.	9	4
204	A	Eastern Mich.	4	2
239	N	Quinnipiac	2	4
240	A	Northern Ill.	7	4
240	A	Northern Ill.	7	8
240	A	Northern Ill.	4	1
261	A	Youngstown St.	6	3
261	H	Youngstown St.	6	11
271	A	Bowling Green	3	9
271	H	Bowling Green	3	0

Kent St.

K  
e  
n  
t  
S  
t  
.

K  
e  
n  
t  
S  
t  
.

Average RPI Win:		142	WON-LOST RECORD		WINNING PCT. RANK		LAST 10 GAMES		STRENGTH OF SCHEDULE		OPP. STRENGTH OF SCHEDULE		TEAM RPI		ADJ RPI		CONF. RPI		ADJ CONF. RPI					
DIV. I ONLY			28-19-1		.59375		79		5-5-0		66		93		59		.54776		59		9		9	
DIV. I NON-CONF.			14-10-0		.58333		98		1-0-0		90		51		62		.54178		62		10		10	
TOTALS		RPI 1-25		RPI 26-50		W-L RECORDS		RPI 51-100		RPI 101-150		RPI 150+												
28-19-1		3-2-0		2-4-0		OVERALL		7-9-1		2-1-0		14-3-0												
15-7-0		2-1-0		1-1-0		HOME		3-4-0		0-0-0		9-1-0												
11-10-1		0-0-0		1-3-0		AWAY		4-5-1		2-1-0		4-1-0												
2-2-0		1-1-0		0-0-0		NEUTRAL		0-0-0		0-0-0		1-1-0												
14-10-0		3-2-0		2-4-0		NON-CONFERENCE		3-2-0		0-0-0		6-2-0												
7-3-0		2-1-0		1-1-0		HOME		0-1-0		0-0-0		4-0-0												
5-5-0		0-0-0		1-0-		AWAY		3-1-0		0-0-0		1-1-0												
2-2-0		1-1-0		0-0-0		NEUTRAL		0-0-0		0-0-0		1-1-0												
14-9-1		0-0-0		0-0-0		CONFERENCE		4-7-1		2-1-0		8-1-0												
8-4-0		0-0-0		0-0-0		HOME		3-3-0		0-0-0		5-1-0												
6-5-1		0-0-0		0-0-0		AWAY		1-4-1		2-1-0		3-0-0												
0-0-0		0-0-0		0-0-0		NEUTRAL		0-0-0		0-0-0		0-0-0												
RPI	S	Opponent		Score		RPI	S	Opponent		Score		RPI	S	Opponent		Score		RPI	S	Opponent		Score		
14	N	LSU		2	3	29	H	Houston		0	4	51	H	South Ala.		10	2	109	A	Troy		6	5	
19	H	Southern Miss.		5	4	34	A	Southeastern La.		3	15	51	H	South Ala.		11	1	109	A	Troy		7	2	
19	H	Southern Miss.		3	1	34	A	Southeastern La.		4	5	51	H	South Ala.		0	6	109	A	Troy		5	7	
19	H	Southern Miss.		11	15	34	H	Southeastern La.		9	2	63	A	Coastal Caro.		1	0	159	A	Nicholls St.		1	3	
22	N	Texas		8	1	38	A	Louisiana Tech		5	6	63	A	Coastal Caro.		7	7	159	H	Nicholls St.		18	2	
						44	A	McNeese		3	1	63	A	Coastal Caro.		8	9	173	H	Appalachian St.		3	0	
												72	A	Sam Houston St.		3	8	173	H	Appalachian St.		4	12	
												72	A	Sam Houston St.		2	0	173	H	Appalachian St.		4	3	
												72	A	Sam Houston St.		6	1	178	N	Murray St.		0	2	
												76	H	Ga. Southern		1	9	203	H	Arkansas St.		13	2	
												76	H	Ga. Southern		3	0	203	H	Arkansas St.		3	2	
												76	H	Ga. Southern		5	6	203	H	Arkansas St.		8	0	
												82	A	UT Arlington		4	5	216	A	Little Rock		7	4	
												82	A	UT Arlington		2	10	216	A	Little Rock		5	3	
												82	A	UT Arlington		3	9	216	A	Little Rock		9	4	
												83	A	Tulane		1	0	223	A	Northwestern St.		8	6	
												83	H	Tulane		4	6	273	N	Hofstra		1	0	
																		299	H	Saint Peter's		10	0	
																		299	H	Saint Peter's		6	1	
																		299	H	Saint Peter's		4	0	
LAST 10 GAMES																								
						76	H	Ga. Southern		1	9	82	A	UT Arlington		4	5							
						76	H	Ga. Southern		5	6	22	N	Texas		8	1							
						76	H	Ga. Southern		3	0	216	A	Little Rock		5	3							
						82	A	UT Arlington		3	9	216	A	Little Rock		7	4							
						82	A	UT Arlington		2	10	216	A	Little Rock		9	4							

Non-Div. I Games:

Louisiana

Average RPI Win:		108	WON-LOST RECORD		WINNING PCT. RANK		LAST 10 GAMES		STRENGTH OF SCHEDULE		OPP. STRENGTH OF SCHEDULE		TEAM RPI		ADJ RPI		CONF. RPI		ADJ CONF. RPI	
DIV. I ONLY			24-21-0		.53333 125		0-2-0		18		48		60		.54743 60		1		1	
DIV. I NON-CONF.			17-10-0		.62963 66		0-2-0		53		130		65		.54125 65		1		1	
TOTALS		RPI 1-25		RPI 26-50		W-L RECORDS		RPI 51-100		RPI 101-150		RPI 150+								
24-21-0		6-9-0		3-0-0		OVERALL		5-4-0		3-6-0		7-2-0								
16-11-0		3-4-0		2-0-0		HOME		3-1-0		1-4-0		7-2-0								
6-9-0		2-4-0		0-0-0		AWAY		2-3-0		2-2-0		0-0-0								
2-1-0		1-1-0		1-0-0		NEUTRAL		0-0-0		0-0-0		0-0-0								
17-10-0		2-1-0		3-0-0		NON-CONFERENCE		2-1-0		3-6-0		7-2-0								
12-6-0		1-0-0		2-0-0		HOME		1-0-0		1-4-0		7-2-0								
3-3-0		0-0-0		0-0-		AWAY		1-1-0		2-2-0		0-0-0								
2-1-0		1-1-0		1-0-0		NEUTRAL		0-0-0		0-0-0		0-0-0								
7-11-0		4-8-0		0-0-0		CONFERENCE		3-3-0		0-0-0		0-0-0								
4-5-0		2-4-0		0-0-0		HOME		2-1-0		0-0-0		0-0-0								
3-6-0		2-4-0		0-0-0		AWAY		1-2-0		0-0-0		0-0-0								
0-0-0		0-0-0		0-0-0		NEUTRAL		0-0-0		0-0-0		0-0-0								
RPI	S	Opponent		Score		RPI	S	Opponent		Score		RPI	S	Opponent		Score				
3	A	Texas Tech		12 10		40	H	New Mexico		3 0		62	A	Kansas		11 6				
3	A	Texas Tech		3 1		40	H	New Mexico		13 0		62	A	Kansas		2 4				
3	A	Texas Tech		2 8		42	N	Nebraska		1 0		62	A	Kansas		5 6				
5	A	TCU		5 6								89	A	Arizona St.		18 4				
5	A	TCU		1 5								95	A	Oral Roberts		1 4				
5	A	TCU		5 7								95	H	Oral Roberts		7 6				
10	N	Arizona		9 10								99	H	Kansas St.		6 3				
13	H	West Virginia		8 9								99	H	Kansas St.		13 3				
13	H	West Virginia		3 2								99	H	Kansas St.		4 10				
13	H	West Virginia		3 5										148 H Saint Louis		7 10				
17	H	Missouri St.		7 3										192 H Texas St.		10 7				
18	N	Arkansas		8 3										192 H Texas St.		11 12				
20	H	Oklahoma		4 3										192 H Texas St.		6 3				
22	H	Texas		4 5										223 H Northwestern St.		15 4				
22	H	Texas		0 7										223 H Northwestern St.		6 3				
														223 H Northwestern St.		7 2				
														251 H South Dakota St.		6 3				
														251 H South Dakota St.		1 2				
														251 H South Dakota St.		8 3				
LAST 10 GAMES																				
95	A	Oral Roberts		1 4		22	H	Texas		0 7										
119	H	Lamar University		2 6		3	A	Texas Tech		3 1										
119	H	Lamar University		6 7		3	A	Texas Tech		2 8										
119	H	Lamar University		6 5		3	A	Texas Tech		12 10										
22	H	Texas		4 5		95	H	Oral Roberts		7 6										

Non-Div. I Games:

Oklahoma St.

BYU

Average RPI Win: 162 Average RPI Loss: 129		WON-LOST RECORD	WINNING PCT. RANK	LAST 10 GAMES	STRENGTH OF SCHEDULE	OPP. STRENGTH OF SCHEDULE	TEAM RPI	ADJ RPI	CONF. RPI	ADJ CONF. RPI
DIV. I ONLY		29-14-0	.67442 31	9-1-0	164	113	61	.54724 61	14	14
DIV. I NON-CONF.		12-10-0	.54545 118	1-0-0	202	100	139	.50595 139	12	12
TOTALS		RPI 1-25	RPI 26-50	W-L RECORDS	RPI 51-100	RPI 101-150	RPI 150+			
29-14-0	0-0-0		2-2-0	OVERALL	7-4-0	7-2-0	13-6-0			
13-5-0	0-0-0		2-1-0	HOME	3-1-0	6-2-0	2-1-0			
14-9-0	0-0-0		0-1-0	AWAY	4-3-0	1-0-0	9-5-0			
2-0-0	0-0-0		0-0-0	NEUTRAL	0-0-0	0-0-0	2-0-0			
12-10-0	0-0-0		2-2-0	NON-CONFERENCE	1-1-0	4-2-0	5-5-0			
5-4-0	0-0-0		2-1-0	HOME	0-1-0	3-2-0	0-0-0			
5-6-0	0-0-0		0-0-	AWAY	1-0-0	1-0-0	3-5-0			
2-0-0	0-0-0		0-0-0	NEUTRAL	0-0-0	0-0-0	2-0-0			
17-4-0	0-0-0		0-0-0	CONFERENCE	6-3-0	3-0-0	8-1-0			
8-1-0	0-0-0		0-0-0	HOME	3-0-0	3-0-0	2-1-0			
9-3-0	0-0-0		0-0-0	AWAY	3-3-0	0-0-0	6-0-0			
0-0-0	0-0-0		0-0-0	NEUTRAL	0-0-0	0-0-0	0-0-0			
RPI S Opponent	Score	RPI S Opponent	Score	RPI S Opponent	Score	RPI S Opponent	Score			
		45 H UConn	7 6	53 A San Diego	3 6	112 H New Mexico St.	6 8			
		45 H UConn	10 9	53 A San Diego	12 8	135 H UC Santa Barbara	14 8			
		45 H UConn	7 8	53 A San Diego	9 8	135 H UC Santa Barbara	17 3			
		49 A Georgia Tech	3 5	64 A Utah	11 6	135 H UC Santa Barbara	8 10			
				66 H Oregon	6 9	135 H UC Santa Barbara	7 6			
				68 H Saint Mary's (CA)	14 1	142 A Kennesaw St.	13 4			
				68 H Saint Mary's (CA)	7 6	147 H San Francisco	19 6			
				68 H Saint Mary's (CA)	6 2	147 H San Francisco	8 5			
				70 A Loyola Marymount	5 9	147 H San Francisco	11 5			
				70 A Loyola Marymount	5 3	162 A CSU Bakersfield	5 7			
				70 A Loyola Marymount	0 2	162 A CSU Bakersfield	4 5			
						162 A CSU Bakersfield	10 2			
						200 A Georgia St.	2 3			
						211 H Pepperdine	7 2			
						211 H Pepperdine	7 11			
						211 H Pepperdine	9 4			
						232 A San Jose St.	2 3			
						232 A San Jose St.	2 4			
						249 A Pacific	5 2			
						249 A Pacific	12 1			
						249 A Pacific	6 0			
						259 A Utah Valley	23 4			
						259 A Utah Valley	8 3			
						263 A Santa Clara	8 4			
						263 A Santa Clara	9 3			
						263 A Santa Clara	13 7			
						265 N Northern Colo.	10 9			
		LAST 10 GAMES								
		263 A Santa Clara	8 4	147 H San Francisco	8 5	259 A Utah Valley	8 3			
		263 A Santa Clara	13 7	147 H San Francisco	19 6	263 A Santa Clara	8 4			
		263 A Santa Clara	9 3	53 A San Diego	12 8	263 A Santa Clara	9 3			
		259 A Utah Valley	23 4	53 A San Diego	9 8	263 A Santa Clara	13 7			
		147 H San Francisco	11 5	53 A San Diego	3 6	265 N Northern Colo.	10 9			

Non-Div. I Games:

BYU

RPI	S	Opponent	Score	
265	N	Northern Colo.	6	0

BYU

B  
Y  
U

B  
Y  
U

Average RPI Win:		128	WON-LOST RECORD		WINNING PCT. RANK		LAST 10 GAMES		STRENGTH OF SCHEDULE		OPP. STRENGTH OF SCHEDULE		TEAM RPI		ADJ RPI		CONF. RPI		ADJ CONF. RPI				
DIV. I ONLY			27-22-0		.55102 107		8-2-0		32		42		62		.54663 62		1		1				
DIV. I NON-CONF.			18-13-0		.58065 102		7-0-0		91		152		104		.52183 104		1		1				
TOTALS		RPI 1-25		RPI 26-50				W-L RECORDS				RPI 51-100				RPI 101-150				RPI 150+			
27-22-0		9-12-0		0-0-0				OVERALL				3-4-0				6-4-0				9-2-0			
18-11-0		4-3-0		0-0-0				HOME				2-3-0				4-3-0				8-2-0			
9-9-0		5-8-0		0-0-0				AWAY				1-0-0				2-1-0				1-0-0			
0-2-0		0-1-0		0-0-0				NEUTRAL				0-1-0				0-0-0				0-0-0			
18-13-0		2-4-0		0-0-0				NON-CONFERENCE				1-3-0				6-4-0				9-2-0			
13-7-0		1-0-0		0-0-0				HOME				0-2-0				4-3-0				8-2-0			
5-4-0		1-3-0		0-0-				AWAY				1-0-0				2-1-0				1-0-0			
0-2-0		0-1-0		0-0-0				NEUTRAL				0-1-0				0-0-0				0-0-0			
9-9-0		7-8-0		0-0-0				CONFERENCE				2-1-0				0-0-0				0-0-0			
5-4-0		3-3-0		0-0-0				HOME				2-1-0				0-0-0				0-0-0			
4-5-0		4-5-0		0-0-0				AWAY				0-0-0				0-0-0				0-0-0			
0-0-0		0-0-0		0-0-0				NEUTRAL				0-0-0				0-0-0				0-0-0			
RPI	S	Opponent		Score		RPI	S	Opponent		Score		RPI	S	Opponent		Score		RPI	S	Opponent		Score	
5	A	TCU		1 3								56	N	Liberty		1 6		110	H	Samford		1 6	
5	A	TCU		4 3								60	H	Oklahoma St.		6 5		110	H	Samford		6 8	
5	A	TCU		1 5								60	H	Oklahoma St.		6 11		110	H	Samford		6 4	
8	N	Virginia		6 9								60	H	Oklahoma St.		4 2		121	A	Grand Canyon		7 3	
12	A	Stanford		2 4								74	H	Minnesota		2 5		121	A	Grand Canyon		9 4	
12	A	Stanford		0 5								95	A	Oral Roberts		7 2		131	H	Houston Baptist		2 4	
12	A	Stanford		0 6								95	H	Oral Roberts		1 12		131	H	Houston Baptist		4 2	
13	A	West Virginia		1 10														131	H	Houston Baptist		2 1	
13	A	West Virginia		7 2														146	A	Wichita St.		0 8	
13	A	West Virginia		0 8														146	H	Wichita St.		8 6	
15	H	Baylor		6 1														152	H	Creighton		3 7	
15	H	Baylor		1 3														223	H	Northwestern St.		11 7	
15	H	Baylor		4 5														223	H	Northwestern St.		8 2	
17	A	Missouri St.		4 2														223	H	Northwestern St.		6 7	
17	H	Missouri St.		8 5														236	A	The Citadel		7 5	
20	A	Oklahoma		15 10														272	H	Texas Southern		8 4	
20	A	Oklahoma		5 2														272	H	Texas Southern		10 0	
20	A	Oklahoma		6 7														272	H	Texas Southern		20 4	
22	H	Texas		3 5														272	H	Texas Southern		11 2	
22	H	Texas		2 1														280	H	Omaha		11 1	
22	H	Texas		5 4														280	H	Omaha		6 5	
LAST 10 GAMES																							
						272	H	Texas Southern		10 0		15	H	Baylor		6 1							
						272	H	Texas Southern		8 4		15	H	Baylor		1 3							
						272	H	Texas Southern		11 2		15	H	Baylor		4 5							
						272	H	Texas Southern		20 4		121	A	Grand Canyon		7 3							
						17	H	Missouri St.		8 5		121	A	Grand Canyon		9 4							

Non-Div. I Games:

Kansas



Average RPI Win:		162	WON-LOST RECORD		WINNING PCT. RANK	LAST 10 GAMES	STRENGTH OF SCHEDULE		OPP. STRENGTH OF SCHEDULE	TEAM RPI	ADJ RPI	CONF. RPI	ADJ CONF. RPI
Average RPI Loss:		80											
DIV. I ONLY			30-16-1		.64894	47	7-3-0		90	89	63	.54533	63
DIV. I NON-CONF.			14-9-0		.6087	78	1-0-0		73	36	86	.53069	86
TOTALS		RPI 1-25	RPI 26-50		W-L RECORDS		RPI 51-100		RPI 101-150		RPI 150+		
30-16-1		0-5-0	0-1-0		OVERALL		5-4-1		7-3-0		18-3-0		
18-11-1		0-3-0	0-1-0		HOME		3-3-1		7-3-0		8-1-0		
12-5-0		0-2-0	0-0-0		AWAY		2-1-0		0-0-0		10-2-0		
0-0-0		0-0-0	0-0-0		NEUTRAL		0-0-0		0-0-0		0-0-0		
14-9-0		0-5-0	0-1-0		NON-CONFERENCE		1-0-0		5-2-0		8-1-0		
11-7-0		0-3-0	0-1-0		HOME		1-0-0		5-2-0		5-1-0		
3-2-0		0-2-0	0-0-0		AWAY		0-0-0		0-0-0		3-0-0		
0-0-0		0-0-0	0-0-0		NEUTRAL		0-0-0		0-0-0		0-0-0		
16-7-1		0-0-0	0-0-0		CONFERENCE		4-4-1		2-1-0		10-2-0		
7-4-1		0-0-0	0-0-0		HOME		2-3-1		2-1-0		3-0-0		
9-3-0		0-0-0	0-0-0		AWAY		2-1-0		0-0-0		7-2-0		
0-0-0		0-0-0	0-0-0		NEUTRAL		0-0-0		0-0-0		0-0-0		
RPI S	Opponent	Score	RPI S	Opponent	Score	RPI S	Opponent	Score	RPI S	Opponent	Score		
2 A	North Carolina	6 7	31 H	St. John's (NY)	4 7	51 A	South Ala.	4 3	101 H	Western Caro.	4 5		
11 A	Wake Forest	9 19				51 A	South Ala.	3 4	109 H	Troy	5 4		
11 H	Wake Forest	8 13				51 A	South Ala.	11 9	109 H	Troy	0 4		
13 H	West Virginia	9 22				59 H	Louisiana	7 7	109 H	Troy	11 8		
13 H	West Virginia	1 4				59 H	Louisiana	9 8	125 H	Illinois	3 2		
						59 H	Louisiana	0 1	125 H	Illinois	6 0		
						76 H	Ga. Southern	2 3	125 H	Illinois	6 7		
						76 H	Ga. Southern	6 5	136 H	Ball St.	1 0		
						76 H	Ga. Southern	6 7	147 H	San Francisco	6 1		
						77 H	Winthrop	8 3	147 H	San Francisco	7 5		
									157 A	UNCW	4 1		
									157 H	UNCW	13 2		
									158 A	Col. of Charleston	8 5		
									158 H	Col. of Charleston	16 7		
									192 A	Texas St.	4 3		
									192 A	Texas St.	4 5		
									192 A	Texas St.	7 10		
									194 H	Albany (NY)	14 0		
									200 A	Georgia St.	8 5		
									200 A	Georgia St.	17 0		
									200 A	Georgia St.	4 0		
									203 H	Arkansas St.	11 6		
									203 H	Arkansas St.	5 0		
									203 H	Arkansas St.	6 1		
									208 H	George Mason	9 8		
									221 H	James Madison	3 11		
									236 A	The Citadel	9 6		
			LAST 10 GAMES										
			241 A	La.-Monroe	8 1	109 H	Troy	0 4	203 H	Arkansas St.	5 0		
			241 A	La.-Monroe	10 5	76 H	Ga. Southern	2 3	203 H	Arkansas St.	6 1		
			241 A	La.-Monroe	7 5	76 H	Ga. Southern	6 7	208 H	George Mason	9 8		
			109 H	Troy	11 8	76 H	Ga. Southern	6 5	221 H	James Madison	3 11		
			109 H	Troy	5 4	158 A	Col. of Charleston	8 5	236 A	The Citadel	9 6		

Non-Div. I Games:

Coastal Caro.

RPI	S	Opponent	Score	
241	A	La.-Monroe	7	5
241	A	La.-Monroe	10	5
241	A	La.-Monroe	8	1
264	H	Richmond	8	5

Coastal Caro.

C  
o  
a  
s  
t  
a  
l  
C  
a  
r  
o  
.

C  
o  
a  
s  
t  
a  
l  
C  
a  
r  
o  
.

Average RPI Win:	96	WON-LOST RECORD	WINNING PCT. RANK	LAST 10 GAMES	STRENGTH OF SCHEDULE	OPP. STRENGTH OF SCHEDULE	TEAM RPI	ADJ RPI	CONF. RPI	ADJ CONF. RPI	
DIV. I ONLY		20-21-0	.4878 163	6-4-0	28	43	64	.54466 64	4	4	
DIV. I NON-CONF.		11-9-0	.55 117	2-2-0	121	110	106	.52104 106	3	3	
<hr/>											
TOTALS	RPI 1-25	RPI 26-50		W-L RECORDS		RPI 51-100		RPI 101-150		RPI 150+	
20-21-0	4-5-0	1-1-0		OVERALL		4-6-0		8-6-0		3-3-0	
8-9-0	0-0-0	0-0-0		HOME		4-3-0		4-5-0		0-1-0	
9-11-0	4-5-0	0-0-0		AWAY		0-3-0		2-1-0		3-2-0	
3-1-0	0-0-0	1-1-0		NEUTRAL		0-0-0		2-0-0		0-0-0	
11-9-0	0-0-0	1-1-0		NON-CONFERENCE		0-1-0		7-4-0		3-3-0	
3-5-0	0-0-0	0-0-0		HOME		0-1-0		3-3-0		0-1-0	
5-3-0	0-0-0	0-0-		AWAY		0-0-0		2-1-0		3-2-0	
3-1-0	0-0-0	1-1-0		NEUTRAL		0-0-0		2-0-0		0-0-0	
9-12-0	4-5-0	0-0-0		CONFERENCE		4-5-0		1-2-0		0-0-0	
5-4-0	0-0-0	0-0-0		HOME		4-2-0		1-2-0		0-0-0	
4-8-0	4-5-0	0-0-0		AWAY		0-3-0		0-0-0		0-0-0	
0-0-0	0-0-0	0-0-0		NEUTRAL		0-0-0		0-0-0		0-0-0	
RPI S	Opponent	Score	RPI S	Opponent	Score	RPI S	Opponent	Score	RPI S	Opponent	Score
1 A	Oregon St.	4 5	42 N	Nebraska	3 4	54 A	Washington	1 3	105 A	UTSA	3 8
1 A	Oregon St.	1 5	42 N	Nebraska	7 5	54 A	Washington	3 4	105 A	UTSA	7 1
1 A	Oregon St.	4 5				54 A	Washington	1 4	105 A	UTSA	17 3
10 A	Arizona	12 5				61 H	BYU	6 11	112 H	New Mexico St.	5 1
10 A	Arizona	4 2				66 H	Oregon	13 1	112 H	New Mexico St.	0 3
10 A	Arizona	7 3				66 H	Oregon	11 5	112 H	New Mexico St.	5 1
12 A	Stanford	1 5				66 H	Oregon	1 11	114 H	Washington St.	1 10
12 A	Stanford	4 6				73 H	California	16 8	114 H	Washington St.	4 5
12 A	Stanford	4 0				73 H	California	9 3	114 H	Washington St.	2 1
						73 H	California	7 8	129 H	UC Riverside	2 6
									129 H	UC Riverside	5 7
									129 H	UC Riverside	7 3
									150 N	Ohio St.	12 0
									150 N	Ohio St.	6 4
									162 A	CSU Bakersfield	15 3
									162 A	CSU Bakersfield	7 5
									162 A	CSU Bakersfield	5 6
									212 A	Nevada	4 9
									259 A	Utah Valley	23 5
									259 H	Utah Valley	7 9
			LAST 10 GAMES								
			129 H	UC Riverside	5 7	114 H	Washington St.	2 1			
			129 H	UC Riverside	2 6	259 A	Utah Valley	23 5			
			129 H	UC Riverside	7 3	10 A	Arizona	4 2			
			114 H	Washington St.	4 5	10 A	Arizona	7 3			
			114 H	Washington St.	1 10	10 A	Arizona	12 5			

Non-Div. I Games:

Utah

FGCU

FGCU

Average RPI Win: 137		WON-LOST RECORD	WINNING PCT. RANK	LAST 10 GAMES	STRENGTH OF SCHEDULE	OPP. STRENGTH OF SCHEDULE	TEAM RPI	ADJ RPI		CONF. RPI	ADJ CONF. RPI						
Average RPI Loss: 62																	
DIV. I ONLY		26-17-0	.60465	72	3-7-0	126	17	66	.54373	66	4	4					
DIV. I NON-CONF.		17-4-0	.80952	13	0-0-0	236	45	40	.56241	40	3	3					
<hr/>																	
TOTALS		RPI 1-25		RPI 26-50		W-L RECORDS		RPI 51-100		RPI 101-150		RPI 150+					
26-17-0		3-7-0		0-0-0		OVERALL		9-6-0		1-2-0		13-2-0					
15-6-0		2-4-0		0-0-0		HOME		4-2-0		0-0-0		9-0-0					
9-11-0		1-3-0		0-0-0		AWAY		4-4-0		1-2-0		3-2-0					
2-0-0		0-0-0		0-0-0		NEUTRAL		1-0-0		0-0-0		1-0-0					
<hr/>																	
17-4-0		2-1-0		0-0-0		NON-CONFERENCE		2-1-0		0-0-0		13-2-0					
11-1-0		2-1-0		0-0-0		HOME		0-0-0		0-0-0		9-0-0					
4-3-0		0-0-0		0-0-		AWAY		1-1-0		0-0-0		3-2-0					
2-0-0		0-0-0		0-0-0		NEUTRAL		1-0-0		0-0-0		1-0-0					
<hr/>																	
9-13-0		1-6-0		0-0-0		CONFERENCE		7-5-0		1-2-0		0-0-0					
4-5-0		0-3-0		0-0-0		HOME		4-2-0		0-0-0		0-0-0					
5-8-0		1-3-0		0-0-0		AWAY		3-3-0		1-2-0		0-0-0					
0-0-0		0-0-0		0-0-0		NEUTRAL		0-0-0		0-0-0		0-0-0					
<hr/>																	
RPI	S	Opponent		Score		RPI	S	Opponent		Score		RPI	S	Opponent		Score	
1	A	Oregon St.		1 4								53	A	San Diego		2 7	
10	A	Arizona		4 5								54	H	Washington		3 12	
10	A	Arizona		4 18								54	H	Washington		1 0	
10	A	Arizona		8 4								54	H	Washington		4 3	
12	H	Stanford		4 10								61	A	BYU		9 6	
12	H	Stanford		3 4								64	A	Utah		5 11	
12	H	Stanford		5 8								64	A	Utah		1 13	
16	H	Mississippi St.		1 0								64	A	Utah		11 1	
16	H	Mississippi St.		6 5								73	A	California		13 2	
16	H	Mississippi St.		4 5								73	A	California		7 1	
												73	A	California		1 4	
												85	N	Seton Hall		1 0	
												89	H	Arizona St.		3 2	
												89	H	Arizona St.		3 4	
												89	H	Arizona St.		2 0	
											</						

Non-Div. I Games:

Oregon

Average RPI Win: 178		WON-LOST	WINNING	LAST 10	STRENGTH OF	OPP. STRENGTH	TEAM	ADJ	CONF.	ADJ CONF.							
Average RPI Loss: 132		RECORD	PCT. RANK	GAMES	SCHEDULE	OF SCHEDULE	RPI	RPI	RPI	RPI							
DIV. I ONLY		27-16-0	.62791	58	8-2-0	148	185	67	.54275	67	13	13					
DIV. I NON-CONF.		11-12-0	.47826	168	2-0-0	109	216	94	.52679	94	9	9					
-----																	
TOTALS		RPI 1-25		RPI 26-50		W-L RECORDS		RPI 51-100		RPI 101-150		RPI 150+					
27-16-0		0-2-0		0-0-0		OVERALL		0-2-0		10-7-0		17-5-0					
9-3-0		0-0-0		0-0-0		HOME		0-0-0		5-1-0		4-2-0					
14-12-0		0-2-0		0-0-0		AWAY		0-2-0		5-6-0		9-2-0					
4-1-0		0-0-0		0-0-0		NEUTRAL		0-0-0		0-0-0		4-1-0					
11-12-0		0-2-0		0-0-0		NON-CONFERENCE		0-2-0		4-5-0		7-3-0					
1-1-0		0-0-0		0-0-0		HOME		0-0-0		0-0-0		1-1-0					
6-10-0		0-2-0		0-0-		AWAY		0-2-0		4-5-0		2-1-0					
4-1-0		0-0-0		0-0-0		NEUTRAL		0-0-0		0-0-0		4-1-0					
16-4-0		0-0-0		0-0-0		CONFERENCE		0-0-0		6-2-0		10-2-0					
8-2-0		0-0-0		0-0-0		HOME		0-0-0		5-1-0		3-1-0					
8-2-0		0-0-0		0-0-0		AWAY		0-0-0		1-1-0		7-1-0					
0-0-0		0-0-0		0-0-0		NEUTRAL		0-0-0		0-0-0		0-0-0					
RPI	S	Opponent		Score		RPI	S	Opponent		Score		RPI	S	Opponent		Score	
7	A	Clemson		8	10												
7	A	Clemson		6	10												
</																	

Non-Div. I Games:

Yale

RPI	S	Opponent	Score	
213	A	Brown	5	4
213	A	Brown	5	4
213	H	Brown	1	12
213	H	Brown	10	2
218	A	Fordham	8	4
225	N	Holy Cross	4	3
225	N	Holy Cross	4	0
225	N	Holy Cross	7	1
225	N	Holy Cross	7	8
244	N	Saint Joseph's	13	9
254	H	Iona	9	5
258	H	Sacred Heart	6	9

Average RPI Win:		160	WON-LOST		WINNING		LAST 10		STRENGTH OF		OPP. STRENGTH		TEAM		ADJ		CONF.		ADJ CONF.				
Average RPI Loss:		85	RECORD		PCT. RANK		GAMES		SCHEDULE		OF SCHEDULE		RPI		RPI		RPI		RPI				
DIV. I ONLY			30-17-0		.6383		52		6-4-0		132		83		68		.54179		68				
DIV. I NON-CONF.			17-9-0		.65385		54		0-2-0		180		22		66		.54124		66				
TOTALS			RPI 1-25		RPI 26-50		W-L RECORDS		RPI 51-100		RPI 101-150		RPI 150+										
30-17-0			0-1-0		1-2-0		OVERALL		8-9-0		5-2-0		16-3-0										
17-7-0			0-1-0		0-0-0		HOME		6-5-0		2-1-0		9-0-0										
11-10-0			0-0-0		1-2-0		AWAY		2-4-0		3-1-0		5-3-0										
2-0-0			0-0-0		0-0-0		NEUTRAL		0-0-0		0-0-0		2-0-0										
17-9-0			0-1-0		1-2-0		NON-CONFERENCE		3-2-0		3-1-0		10-3-0										
8-4-0			0-1-0		0-0-0		HOME		3-2-0		2-1-0		3-0-0										
7-5-0			0-0-0		1-0-		AWAY		0-0-0		1-0-0		5-3-0										
2-0-0			0-0-0		0-0-0		NEUTRAL		0-0-0		0-0-0		2-0-0										
13-8-0			0-0-0		0-0-0		CONFERENCE		5-7-0		2-1-0		6-0-0										
9-3-0			0-0-0		0-0-0		HOME		3-3-0		0-0-0		6-0-0										
4-5-0			0-0-0		0-0-0		AWAY		2-4-0		2-1-0		0-0-0										
0-0-0			0-0-0		0-0-0		NEUTRAL		0-0-0		0-0-0		0-0-0										
RPI	S	Opponent		Score		RPI	S	Opponent		Score		RPI	S	Opponent		Score		RPI	S	Opponent		Score	
1	H	Oregon St.		3	4	27	A	Vanderbilt		8	9	53	H	San Diego		2	8	121	H	Grand Canyon		12	11
						27	A	Vanderbilt		1	9	53	H	San Diego		8	1	121	H	Grand Canyon		8	6
						27	A	Vanderbilt		5	1	53	H	San Diego		6	4	121	H	Grand Canyon		4	6
												54	H	Washington		6	5	135	A	UC Santa Barbara		4	1
												54	H	Washington		5	11	147	A	San Francisco		5	3
												54	H	Washington		6	5	147	A	San Francisco		2	1
												54	H	Washington		1	11	147	A	San Francisco		1	8
												61	A	BYU		6	7	151	A	UC Davis		10	11
												61	A	BYU		2	6	151	A	UC Davis		5	2
												61	A	BYU		1	14	151	N	UC Davis		6	4
												70	H	Loyola Marymount		1	0	174	A	CSUN		4	5
												70	H	Loyola Marymount		0	7	174	A	CSUN		10	0
												70	H	Loyola Marymount		3	12	174	A	CSUN		4	3
												73	H	California		24	7	174	A	CSUN		2	1
												80	A	Gonzaga		11	12	212	A	Nevada		6	1
												80	A	Gonzaga		9	8	212	H	Nevada		4	0
												80	A	Gonzaga		7	3	232	A	San Jose St.		5	6
																		232	H	San Jose St.		11	6
																		237	H	UNLV		7	3
																		249	H	Pacific		15	9
																		249	H	Pacific		3	2
																		249	H	Pacific		5	1
																		280	N	Omaha		9	3
																		281	H	Portland		11	5
																		281	H	Portland		7	5
																		281	H	Portland		6	5
LAST 10 GAMES				53 H San Diego				6		4		80 A Gonzaga				9		8					
				53 H San Diego				8		1		80 A Gonzaga				7		3					
				53 H San Diego				2		8		232 A San Jose St.				5		6					
				151 A UC Davis				10		11		249 H Pacific				3		2					
				80 A Gonzaga				11		12		249 H Pacific				5		1					

Non-Div. I Games:

Saint Mary's (CA)



**Non-Div. I Games:**

Tie, Loss, Non-Conf,S Site, H Home, A Away, N Neutral Page 81

Average RPI Win:	146	WON-LOST	WINNING	LAST 10	STRENGTH OF	OPP. STRENGTH	TEAM	ADJ	CONF.	ADJ CONF.	
Average RPI Loss:	104	RECORD	PCT. RANK	GAMES	SCHEDULE	OF SCHEDULE	RPI	RPI	RPI	RPI	
DIV. I ONLY	30-14-0	.68182	28	8-2-0	156	69	70	.54052	70	14	14
DIV. I NON-CONF.	14-9-0	.6087	78	1-0-0	172	14	111	.5193	111	12	12
<hr/>											
TOTALS	RPI 1-25	RPI 26-50		W-L RECORDS		RPI 51-100		RPI 101-150		RPI 150+	
30-14-0	0-0-0	0-2-0		OVERALL		9-5-0		9-5-0		12-2-0	
17-10-0	0-0-0	0-2-0		HOME		5-3-0		5-3-0		7-2-0	
13-4-0	0-0-0	0-0-0		AWAY		4-2-0		4-2-0		5-0-0	
0-0-0	0-0-0	0-0-0		NEUTRAL		0-0-0		0-0-0		0-0-0	
14-9-0	0-0-0	0-2-0		NON-CONFERENCE		3-2-0		7-4-0		4-1-0	
8-7-0	0-0-0	0-2-0		HOME		1-1-0		5-3-0		2-1-0	
6-2-0	0-0-0	0-0-		AWAY		2-1-0		2-1-0		2-0-0	
0-0-0	0-0-0	0-0-0		NEUTRAL		0-0-0		0-0-0		0-0-0	
16-5-0	0-0-0	0-0-0		CONFERENCE		6-3-0		2-1-0		8-1-0	
9-3-0	0-0-0	0-0-0		HOME		4-2-0		0-0-0		5-1-0	
7-2-0	0-0-0	0-0-0		AWAY		2-1-0		2-1-0		3-0-0	
0-0-0	0-0-0	0-0-0		NEUTRAL		0-0-0		0-0-0		0-0-0	
RPI	S	Opponent	Score	RPI	S	Opponent	Score	RPI	S	Opponent	Score
36	H	Michigan	2 14	53	H	San Diego	10 11	114	H	Washington St.	4 7
43	H	Tennessee	4 8	53	H	San Diego	10 3	114	H	Washington St.	7 3
				53	H	San Diego	6 3	114	H	Washington St.	18 5
				54	H	Washington	7 8	114	H	Washington St.	3 6
				61	H	BYU	9 5	116	A	Cal Poly	4 0
				61	H	BYU	3 5	116	A	Cal Poly	1 16
				61	H	BYU	2 0	116	A	Cal Poly	6 5
				68	A	Saint Mary's (CA)	12 3	129	H	UC Riverside	9 8
				68	A	Saint Mary's (CA)	0 1	135	H	UC Santa Barbara	8 2
				68	A	Saint Mary's (CA)	7 0	135	H	UC Santa Barbara	3 6
				89	A	Arizona St.	8 5	135	H	UC Santa Barbara	1 0
				89	A	Arizona St.	3 2	147	A	San Francisco	0 4
				89	A	Arizona St.	1 2	147	A	San Francisco	6 5
				97	H	Southern California	4 3	147	A	San Francisco	3 2
								162	H	CSU Bakersfield	10 7
								163	A	UC Irvine	4 2
								163	H	UC Irvine	6 7
								174	A	CSUN	18 10
								174	H	CSUN	6 1
								211	A	Pepperdine	4 2
								211	A	Pepperdine	5 1
								211	A	Pepperdine	7 3
				53	H	San Diego	6 3	249	H	Pacific	15 6
				53	H	San Diego	10 3	249	H	Pacific	8 7
				53	H	San Diego	10 11	249	H	Pacific	5 4
				174	A	CSUN	18 10	263	H	Santa Clara	5 1
				211	A	Pepperdine	4 2	263	H	Santa Clara	3 10

Non-Div. I Games:

Loyola Marymount

RPI	S	Opponent	Score
263	H	Santa Clara	6 3

Loyola Marymount

Average RPI Win:	84	WON-LOST RECORD	WINNING PCT. RANK	LAST 10 GAMES	STRENGTH OF SCHEDULE	OPP. STRENGTH OF SCHEDULE	TEAM RPI	ADJ RPI	CONF. RPI	ADJ CONF. RPI		
DIV. I ONLY		23-23-0	.5	146	6-4-0	35	5	71	.54021	71	3	3
DIV. I NON-CONF.		11-12-0	.47826	168	3-2-0	45	11	121	.51463	121	4	4
<hr/>												
TOTALS	RPI 1-25	RPI 26-50		W-L RECORDS		RPI 51-100		RPI 101-150		RPI 150+		
23-23-0	2-7-0	4-4-0		OVERALL		10-8-0		5-4-0		2-0-0		
15-12-0	1-2-0	3-2-0		HOME		6-5-0		3-3-0		2-0-0		
8-11-0	1-5-0	1-2-0		AWAY		4-3-0		2-1-0		0-0-0		
0-0-0	0-0-0	0-0-0		NEUTRAL		0-0-0		0-0-0		0-0-0		
11-12-0	0-3-0	0-0-0		NON-CONFERENCE		8-7-0		1-2-0		2-0-0		
9-7-0	0-0-0	0-0-0		HOME		6-5-0		1-2-0		2-0-0		
2-5-0	0-3-0	0-0-		AWAY		2-2-0		0-0-0		0-0-0		
0-0-0	0-0-0	0-0-0		NEUTRAL		0-0-0		0-0-0		0-0-0		
12-11-0	2-4-0	4-4-0		CONFERENCE		2-1-0		4-2-0		0-0-0		
6-5-0	1-2-0	3-2-0		HOME		0-0-0		2-1-0		0-0-0		
6-6-0	1-2-0	1-2-0		AWAY		2-1-0		2-1-0		0-0-0		
0-0-0	0-0-0	0-0-0		NEUTRAL		0-0-0		0-0-0		0-0-0		
RPI	S	Opponent	Score	RPI	S	Opponent	Score	RPI	S	Opponent	Score	
2	A	North Carolina	3 6	28	H	Florida St.	3 6	55	A	Fla. Atlantic	5 2	
2	A	North Carolina	6 2	28	H	Florida St.	5 4	55	H	Fla. Atlantic	8 2	
2	A	North Carolina	2 7	47	A	North Carolina St.	3 5	55	H	Fla. Atlantic	7 5	
4	A	Florida	2 6	47	A	North Carolina St.	7 5	65	A	FGCU	0 3	
4	A	Florida	0 2	47	A	North Carolina St.	2 5	65	H	FGCU	4 5	
4	A	Florida	0 1	49	H	Georgia Tech	10 8	78	A	FIU	8 7	
11	H	Wake Forest	1 2	49	H	Georgia Tech	5 7	78	A	FIU	2 3	
11	H	Wake Forest	0 9	49	H	Georgia Tech	17 7	78	H	FIU	4 5	
11	H	Wake Forest	5 1					78	H	FIU	1 12	
								79	H	Bethune-Cookman	3 7	
								79	H	Bethune-Cookman	7 1	
								79	H	Bethune-Cookman	6 5	
								86	A	Boston College	3 0	
								86	A	Boston College	14 5	
								86	A	Boston College	2 9	
								96	H	Rutgers	3 0	
								96	H	Rutgers	8 4	
								96	H	Rutgers	6 17	
LAST 10 GAMES												
79	H	Bethune-Cookman	7 1	86	A	Boston College	3 0					
79	H	Bethune-Cookman	3 7	78	H	FIU	4 5					
79	H	Bethune-Cookman	6 5	78	A	FIU	8 7					
86	A	Boston College	2 9	28	H	Florida St.	5 4					
86	A	Boston College	14 5	28	H	Florida St.	3 6					

Non-Div. I Games: St. Thomas (FL) 14 2

Miami (FL)

Average RPI Win:		139	WON-LOST RECORD		WINNING PCT. RANK	LAST 10 GAMES	STRENGTH OF SCHEDULE		OPP. STRENGTH OF SCHEDULE	TEAM RPI	ADJ RPI	CONF. RPI	ADJ CONF. RPI				
Average RPI Loss:		95															
DIV. I ONLY			31-17-0	.64583	48	5-5-0	125		59	72	.54013	72	12	12			
DIV. I NON-CONF.			15-9-0	.625	68	2-0-0	153		9	105	.52105	105	13	13			
TOTALS		RPI 1-25		RPI 26-50		W-L RECORDS		RPI 51-100		RPI 101-150		RPI 150+					
31-17-0		1-3-0		6-3-0		OVERALL		3-3-0		4-5-0		17-3-0					
21-9-0		0-2-0		3-1-0		HOME		2-3-0		3-0-0		13-3-0					
9-8-0		1-1-0		2-2-0		AWAY		1-0-0		1-5-0		4-0-0					
1-0-0		0-0-0		1-0-0		NEUTRAL		0-0-0		0-0-0		0-0-0					
15-9-0		1-3-0		3-0-0		NON-CONFERENCE		3-3-0		0-0-0		8-3-0					
10-8-0		0-2-0		1-0-0		HOME		2-3-0		0-0-0		7-3-0					
4-1-0		1-1-0		1-0-		AWAY		1-0-0		0-0-0		1-0-0					
1-0-0		0-0-0		1-0-0		NEUTRAL		0-0-0		0-0-0		0-0-0					
16-8-0		0-0-0		3-3-0		CONFERENCE		0-0-0		4-5-0		9-0-0					
11-1-0		0-0-0		2-1-0		HOME		0-0-0		3-0-0		6-0-0					
5-7-0		0-0-0		1-2-0		AWAY		0-0-0		1-5-0		3-0-0					
0-0-0		0-0-0		0-0-0		NEUTRAL		0-0-0		0-0-0		0-0-0					
RPI	S	Opponent		Score		RPI	S	Opponent		Score		RPI	S	Opponent		Score	
15	A	Baylor		7	4	29	A	Houston		12	2	57	A	Rice		6	2
15	H	Baylor		5	6	29	H	Houston		3	2	57	H	Rice		3	5
22	A	Texas		1	8	29	N	Houston		5	4	59	H	Louisiana		1	6
22	H	Texas		2	7	34	A	Southeastern La.		2	3	59	H	Louisiana		0	2
						34	A	Southeastern La.		1	2	59	H	Louisiana		8	3
						34	A	Southeastern La.		10	3	82	H	UT Arlington		14	2
						44	H	McNeese		2	10						
						44	H	McNeese		10	9						
						44	H	McNeese		8	6						
								LAST 10 GAMES									
						34	A	Southeastern La.		10	3	44	H	McNeese		2	10
						34	A	Southeastern La.		2	3	44	H	McNeese		10	9
						34	A	Southeastern La.		1	2	29	A	Houston		12	2
						29	H	Houston		3	2	134	A	Central Ark.		5	7
						44	H	McNeese		8	6	134	A	Central Ark.		3	5

Non-Div. I Games:

Sam Houston St.

Sam Houston St.

Average RPI Win:		111	WON-LOST RECORD		WINNING PCT. RANK		LAST 10 GAMES		STRENGTH OF SCHEDULE		OPP. STRENGTH OF SCHEDULE		TEAM RPI		ADJ RPI		CONF. RPI		ADJ CONF. RPI					
DIV. I ONLY			21-24-0		.46667		177		4-6-0		26		21		73		.53992		73		4		4	
DIV. I NON-CONF.			9-10-0		.47368		172		1-1-0		17		63		76		.53626		76		3		3	
TOTALS		RPI 1-25		RPI 26-50		W-L RECORDS		RPI 51-100		RPI 101-150		RPI 150+												
21-24-0		0-10-0		0-0-0		OVERALL		12-12-0		6-2-0		3-0-0												
16-6-0		0-1-0		0-0-0		HOME		10-4-0		6-1-0		0-0-0												
5-18-0		0-9-0		0-0-0		AWAY		2-8-0		0-1-0		3-0-0												
0-0-0		0-0-0		0-0-0		NEUTRAL		0-0-0		0-0-0		0-0-0												
9-10-0		0-5-0		0-0-0		NON-CONFERENCE		3-3-0		3-2-0		3-0-0												
6-4-0		0-1-0		0-0-0		HOME		3-2-0		3-1-0		0-0-0												
3-6-0		0-4-0		0-0-		AWAY		0-1-0		0-1-0		3-0-0												
0-0-0		0-0-0		0-0-0		NEUTRAL		0-0-0		0-0-0		0-0-0												
12-14-0		0-5-0		0-0-0		CONFERENCE		9-9-0		3-0-0		0-0-0												
10-2-0		0-0-0		0-0-0		HOME		7-2-0		3-0-0		0-0-0												
2-12-0		0-5-0		0-0-0		AWAY		2-7-0		0-0-0		0-0-0												
0-0-0		0-0-0		0-0-0		NEUTRAL		0-0-0		0-0-0		0-0-0												
RPI	S	Opponent		Score		RPI	S	Opponent		Score		RPI	S	Opponent		Score								
1	A	Oregon St.		2 10				52 A UCLA		5 9		114	H	Washington St.		9 5								
1	A	Oregon St.		0 8				52 A UCLA		4 9		114	H	Washington St.		12 2								
1	A	Oregon St.		10 11				52 A UCLA		0 20		114	H	Washington St.		7 2								
3	A	Texas Tech		2 11				54 A Washington		1 4		116	H	Cal Poly		8 1								
3	A	Texas Tech		1 5				54 A Washington		2 5		116	H	Cal Poly		4 6								
3	A	Texas Tech		2 3				54 A Washington		7 3		116	H	Cal Poly		4 3								
3	A	Texas Tech		2 4				64 A Utah		8 7		147	A	San Francisco		2 7								
12	A	Stanford		4 6				64 A Utah		3 9		147	H	San Francisco		1 0								
12	A	Stanford		4 8				64 A Utah		8 16		211	A	Pepperdine		3 2								
25	H	Long Beach St.		1 3				66 H Oregon		4 1		211	A	Pepperdine		12 7								
								66 H Oregon		1 7		211	A	Pepperdine		3 1								
								66 H Oregon		2 13														
								68 A Saint Mary's (CA)		7 24														
								74 H Minnesota		7 1														
								80 H Gonzaga		9 5														
								80 H Gonzaga		8 7														
								80 H Gonzaga		2 5														
								80 H Gonzaga		3 8														
								89 H Arizona St.		6 4														
								89 H Arizona St.		9 6														
						LAST 10 GAMES																		
								1 A Oregon St.		2 10														
								1 A Oregon St.		10 11														
								1 A Oregon St.		0 8														
								147 H San Francisco		1 0														
								54 A Washington		1 4														

Non-Div. I Games:

California

RPI	S	Opponent	Score
89	H	Arizona St.	10 2
97	H	Southern California	13 9
97	H	Southern California	9 8
97	H	Southern California	8 6
54	A	Washington	7 3
54	A	Washington	2 5
147	A	San Francisco	2 7
97	H	Southern California	8 6
97	H	Southern California	9 8



M  
i  
n  
n  
e  
s  
o  
t  
a

Minnesota

RPI	S	Opponent	Score	
278	H	Seattle U	11	7

Minnesota

M  
i  
n  
n  
e  
s  
o  
t  
a

M  
i  
n  
n  
e  
s  
o  
t  
a

Average RPI Win: 130		WON-LOST	WINNING	LAST 10	STRENGTH OF		OPP. STRENGTH	TEAM	ADJ		CONF.	ADJ CONF.
Average RPI Loss: 74		RECORD	PCT. RANK	GAMES	SCHEDULE		OF SCHEDULE	RPI	RPI		RPI	RPI
DIV. I ONLY		27-20-0	.57447	89	6-4-0		80	51	75		.53696	75
DIV. I NON-CONF.		13-10-0	.56522	107	1-0-0		60	43	90		.52832	90
TOTALS		RPI 1-25	RPI 26-50		W-L RECORDS		RPI 51-100		RPI 101-150		RPI 150+	
27-20-0		3-2-0	4-5-0		OVERALL		4-9-0		6-1-0		10-3-0	
16-12-0		2-2-0	2-2-0		HOME		1-6-0		6-1-0		5-1-0	
11-8-0		1-0-0	2-3-0		AWAY		3-3-0		0-0-0		5-2-0	
0-0-0		0-0-0	0-0-0		NEUTRAL		0-0-0		0-0-0		0-0-0	
13-10-0		3-2-0	1-2-0		NON-CONFERENCE		1-3-0		3-1-0		5-2-0	
10-6-0		2-2-0	0-1-0		HOME		0-1-0		3-1-0		5-1-0	
3-4-0		1-0-0	1-0-		AWAY		1-2-0		0-0-0		0-1-0	
0-0-0		0-0-0	0-0-0		NEUTRAL		0-0-0		0-0-0		0-0-0	
14-10-0		0-0-0	3-3-0		CONFERENCE		3-6-0		3-0-0		5-1-0	
6-6-0		0-0-0	2-1-0		HOME		1-5-0		3-0-0		0-0-0	
8-4-0		0-0-0	1-2-0		AWAY		2-1-0		0-0-0		5-1-0	
0-0-0		0-0-0	0-0-0		NEUTRAL		0-0-0		0-0-0		0-0-0	
RPI S	Opponent	Score	RPI S	Opponent	Score	RPI S	Opponent	Score	RPI S	Opponent	Score	
11 A	Wake Forest	6 1	26 A	South Carolina	4 5	55 H	Fla. Atlantic	11 5	108 H	Xavier	7 1	
11 H	Wake Forest	4 13	38 H	Louisiana Tech	4 2	55 H	Fla. Atlantic	4 7	108 H	Xavier	6 7	
13 H	West Virginia	13 2	38 H	Louisiana Tech	7 12	55 H	Fla. Atlantic	10 13	108 H	Xavier	2 1	
13 H	West Virginia	6 3	38 H	Louisiana Tech	13 7	57 H	Rice	0 8	120 H	Middle Tenn.	12 5	
13 H	West Virginia	3 6	39 A	Old Dominion	0 3	57 H	Rice	4 6	120 H	Middle Tenn.	7 4	
			39 A	Old Dominion	0 2	57 H	Rice	8 11	120 H	Middle Tenn.	10 2	
			39 A	Old Dominion	3 1	77 H	Winthrop	2 3	142 H	Kennesaw St.	16 1	
			47 A	North Carolina St.	6 5	78 A	FIU	4 5	183 A	UAB	3 0	
			47 H	North Carolina St.	10 15	78 A	FIU	4 0	183 A	UAB	2 3	
						78 A	FIU	8 7	183 A	UAB	17 5	
						87 A	East Carolina	0 3	186 A	N.C. A&T	5 6	
						87 A	East Carolina	7 10	186 H	N.C. A&T	6 12	
						87 A	East Carolina	2 0	205 H	UNC Asheville	14 5	
									244 H	Rider	12 2	
									244 H	Rider	12 2	
									244 H	Rider	13 2	
									244 H	Rider	4 2	
									253 A	Western Ky.	3 1	
									253 A	Western Ky.	6 4	
									253 A	Western Ky.	16 5	
LAST 10 GAMES												
			57 H	Rice	8 11	183 A	UAB	2 3				
			57 H	Rice	0 8	142 H	Kennesaw St.	16 1				
			57 H	Rice	4 6	120 H	Middle Tenn.	12 5				
			183 A	UAB	3 0	120 H	Middle Tenn.	7 4				
			183 A	UAB	17 5	120 H	Middle Tenn.	10 2				

Non-Div. I Games:

Charlotte

Average RPI Win:	151	WON-LOST	WINNING	LAST 10	STRENGTH OF	OPP. STRENGTH	TEAM	ADJ	CONF.	ADJ CONF.					
Average RPI Loss:	113	RECORD	PCT. RANK	GAMES	SCHEDULE	OF SCHEDULE	RPI	RPI	RPI	RPI					
DIV. I ONLY		32-16-0	.66667	34	8-2-0	177	73	76	.53674	76	9	9			
DIV. I NON-CONF.		17-7-0	.70833	33	2-0-0	235	41	84	.53144	84	10	10			
<hr/>															
TOTALS	RPI 1-25	RPI 26-50		W-L RECORDS		RPI 51-100		RPI 101-150		RPI 150+					
32-16-0	0-0-0	2-1-0		OVERALL		8-7-0		6-4-0		16-4-0					
17-9-0	0-0-0	1-1-0		HOME		2-4-0		3-1-0		11-3-0					
15-7-0	0-0-0	1-0-0		AWAY		6-3-0		3-3-0		5-1-0					
0-0-0	0-0-0	0-0-0		NEUTRAL		0-0-0		0-0-0		0-0-0					
17-7-0	0-0-0	2-1-0		NON-CONFERENCE		1-2-0		4-3-0		10-1-0					
10-4-0	0-0-0	1-1-0		HOME		1-2-0		3-1-0		5-0-0					
7-3-0	0-0-0	1-0-		AWAY		0-0-0		1-2-0		5-1-0					
0-0-0	0-0-0	0-0-0		NEUTRAL		0-0-0		0-0-0		0-0-0					
15-9-0	0-0-0	0-0-0		CONFERENCE		7-5-0		2-1-0		6-3-0					
7-5-0	0-0-0	0-0-0		HOME		1-2-0		0-0-0		6-3-0					
8-4-0	0-0-0	0-0-0		AWAY		6-3-0		2-1-0		0-0-0					
0-0-0	0-0-0	0-0-0		NEUTRAL		0-0-0		0-0-0		0-0-0					
<hr/>															
RPI	S	Opponent	Score	RPI	S	Opponent	Score	RPI	S	Opponent	Score				
				48	A	Mercer	15 7	51	H	South Ala.	6 19	103	A	Memphis	2 5
				48	H	Mercer	4 3	51	H	South Ala.	0 5	103	A	Memphis	8 9
				49	H	Georgia Tech	3 10	51	H	South Ala.	8 5	103	A	Memphis	7 6
								59	A	Louisiana	6 5	109	A	Troy	5 3
								59	A	Louisiana	0 3	109	A	Troy	0 4
								59	A	Louisiana	9 1	109	A	Troy	6 3
								63	A	Coastal Caro.	3 2	120	H	Middle Tenn.	8 5
								63	A	Coastal Caro.	5 6	120	H	Middle Tenn.	7 6
								63	A	Coastal Caro.	7 6	120	H	Middle Tenn.	5 6
								82	A	UT Arlington	9 5	142	H	Kennesaw St.	8 4
								82	A	UT Arlington	2 3	158	A	Col. of Charleston	8 4
								82	A	UT Arlington	4 3	158	H	Col. of Charleston	14 7
								100	H	Georgia	0 7	173	H	Appalachian St.	6 4
								100	H	Georgia	3 4	173	H	Appalachian St.	6 2
								100	H	Georgia	2 1	173	H	Appalachian St.	3 7
												193	A	Elon	6 8
												193	A	Elon	5 1
												193	A	Elon	7 0
												216	H	Little Rock	9 2
												216	H	Little Rock	4 11
												216	H	Little Rock	5 0
				LAST 10 GAMES								224	H	Campbell	8 2
				59	A	Louisiana	9 1	216	H	Little Rock	4 11	224	H	Campbell	9 8
				59	A	Louisiana	6 5	48	H	Mercer	4 3	236	A	The Citadel	7 3
				59	A	Louisiana	0 3	48	A	Mercer	15 7	236	H	The Citadel	1 0
				216	H	Little Rock	9 2	63	A	Coastal Caro.	3 2	241	H	La.-Monroe	9 0
				216	H	Little Rock	5 0	63	A	Coastal Caro.	7 6	241	H	La.-Monroe	4 5

Non-Div. I Games:

Ga. Southern

RPI	S	Opponent	Score	
241	H	La.-Monroe	9	3
288	A	Savannah St.	6	5
288	H	Savannah St.	11	7

Ga. Southern

G  
a  
.  
S  
o  
u  
t  
h  
e  
r  
n

G  
a  
.  
S  
o  
u  
t  
h  
e  
r  
n

Average RPI Win:		162	WON-LOST RECORD		WINNING PCT. RANK	LAST 10 GAMES	STRENGTH OF SCHEDULE		OPP. STRENGTH OF SCHEDULE	TEAM RPI	ADJ RPI	CONF. RPI	ADJ CONF. RPI
Average RPI Loss:		146											
DIV. I ONLY		26-18-0	.59091		82	8-2-0	122		133	77	.53646	77	18
DIV. I NON-CONF.		13-12-0	.52		137	1-1-0	117		106	97	.52622	97	19
TOTALS		RPI 1-25	RPI 26-50		W-L RECORDS		RPI 51-100		RPI 101-150		RPI 150+		
26-18-0		0-2-0	0-1-0		OVERALL		4-1-0		7-4-0		15-10-0		
12-5-0		0-0-0	0-0-0		HOME		0-0-0		5-1-0		7-4-0		
13-11-0		0-2-0	0-1-0		AWAY		4-1-0		2-2-0		7-5-0		
1-2-0		0-0-0	0-0-0		NEUTRAL		0-0-0		0-1-0		1-1-0		
13-12-0		0-2-0	0-1-0		NON-CONFERENCE		1-1-0		4-4-0		8-4-0		
6-2-0		0-0-0	0-0-0		HOME		0-0-0		2-1-0		4-1-0		
6-8-0		0-2-0	0-0-		AWAY		1-1-0		2-2-0		3-2-0		
1-2-0		0-0-0	0-0-0		NEUTRAL		0-0-0		0-1-0		1-1-0		
13-6-0		0-0-0	0-0-0		CONFERENCE		3-0-0		3-0-0		7-6-0		
6-3-0		0-0-0	0-0-0		HOME		0-0-0		3-0-0		3-3-0		
7-3-0		0-0-0	0-0-0		AWAY		3-0-0		0-0-0		4-3-0		
0-0-0		0-0-0	0-0-0		NEUTRAL		0-0-0		0-0-0		0-0-0		
RPI S	Opponent	Score	RPI S	Opponent	Score	RPI S	Opponent	Score	RPI S	Opponent	Score		
2 A	North Carolina	0 11	26 A	South Carolina	6 8	56 A	Liberty	5 3	137 H	High Point	4 0		
7 A	Clemson	5 6				56 A	Liberty	11 4	137 H	High Point	7 3		
						56 A	Liberty	13 2	137 H	High Point	12 5		
						63 A	Coastal Caro.	3 8	140 H	Canisius	3 1		
						75 A	Charlotte	3 2	140 H	Canisius	2 1		
									140 H	Canisius	5 9		
									142 A	Kennesaw St.	1 13		
									142 A	Kennesaw St.	3 8		
									142 A	Kennesaw St.	4 3		
									145 A	Wofford	10 6		
									147 N	San Francisco	6 11		
									152 A	Creighton	2 1		
									152 A	Creighton	1 7		
									152 A	Creighton	4 0		
									167 H	Gardner-Webb	3 1		
									167 H	Gardner-Webb	3 1		
									167 H	Gardner-Webb	7 6		
									170 H	Presbyterian	1 3		
									170 H	Presbyterian	5 9		
									170 H	Presbyterian	0 5		
									186 A	N.C. A&T	11 4		
									186 H	N.C. A&T	4 7		
									194 N	Albany (NY)	9 7		
									194 N	Albany (NY)	2 3		
									205 A	UNC Asheville	3 4		
									205 A	UNC Asheville	8 0		
									205 A	UNC Asheville	1 0		
LAST 10 GAMES													
167 H	Gardner-Webb	3 1	260 A	Longwood	15 4	167 H	Gardner-Webb	3 1	260 A	Longwood	7 9		
167 H	Gardner-Webb	3 1	186 A	N.C. A&T	11 4	56 A	Liberty	13 2	56 A	Liberty	11 4		
167 H	Gardner-Webb	7 6	260 A	Longwood	7 9	56 A	Liberty	11 4					
186 H	N.C. A&T	4 7											
260 A	Longwood	7 3											

Non-Div. I Games:

Winthrop

RPI	S	Opponent	Score	
207	A	Charleston So.	2	4
210	H	Maine	12	5
210	H	Maine	3	2
210	H	Maine	12	5
236	A	The Citadel	8	34
236	H	The Citadel	6	4
260	A	Longwood	15	4
260	A	Longwood	7	9
260	A	Longwood	7	3

W  
i  
n  
t  
h  
r  
o  
p

W  
i  
n  
t  
h  
r  
o  
p

Winthrop

Page 95

FIU

Average RPI Win: 119		WON-LOST RECORD		WINNING PCT. RANK		LAST 10 GAMES		STRENGTH OF SCHEDULE		OPP. STRENGTH OF SCHEDULE		TEAM RPI		ADJ RPI		CONF. RPI		ADJ CONF. RPI	
DIV. I ONLY		27-23-0		.54 118		3-7-0		44		76		78		.53629 78		6		6	
DIV. I NON-CONF.		16-10-0		.61538 75		1-2-0		70		110		80		.5346 80		6		6	
TOTALS		RPI 1-25		RPI 26-50		W-L RECORDS		RPI 51-100		RPI 101-150		RPI 150+							
27-23-0		2-3-0		1-2-0		OVERALL		10-11-0		5-4-0		9-3-0							
16-14-0		0-0-0		1-2-0		HOME		5-6-0		3-3-0		7-3-0							
11-9-0		2-3-0		0-0-0		AWAY		5-5-0		2-1-0		2-0-0							
0-0-0		0-0-0		0-0-0		NEUTRAL		0-0-0		0-0-0		0-0-0							
16-10-0		1-1-0		0-0-0		NON-CONFERENCE		7-5-0		1-2-0		7-2-0							
10-8-0		0-0-0		0-0-0		HOME		4-4-0		1-2-0		5-2-0							
6-2-0		1-1-0		0-0-		AWAY		3-1-0		0-0-0		2-0-0							
0-0-0		0-0-0		0-0-0		NEUTRAL		0-0-0		0-0-0		0-0-0							
11-13-0		1-2-0		1-2-0		CONFERENCE		3-6-0		4-2-0		2-1-0							
6-6-0		0-0-0		1-2-0		HOME		1-2-0		2-1-0		2-1-0							
5-7-0		1-2-0		0-0-0		AWAY		2-4-0		2-1-0		0-0-0							
0-0-0		0-0-0		0-0-0		NEUTRAL		0-0-0		0-0-0		0-0-0							
RPI	S	Opponent		Score		RPI	S	Opponent		Score		RPI	S	Opponent		Score			
16	A	Mississippi St.		7	9	38	H	Louisiana Tech		6	14	55	A	Fla. Atlantic		1	10		
16	A	Mississippi St.		8	3	38	H	Louisiana Tech		6	3	55	A	Fla. Atlantic		8	9		
19	A	Southern Miss.		1	5	38	H	Louisiana Tech		6	10	55	A	Fla. Atlantic		3	4		
19	A	Southern Miss.		10	4							57	A	Rice		4	3		
19	A	Southern Miss.		4	15							57	A	Rice		7	5		
												57	A	Rice		4	8		
												58	H	Kent St.		2	3		
												58	H	Kent St.		2	3		
												58	H	Kent St.		7	6		
												58	H	Kent St.		5	13		
												65	A	FGCU		12	5		
												65	H	FGCU		7	0		
												71	A	Miami (FL)		12	1		
												71	A	Miami (FL)		5	4		
												71	H	Miami (FL)		7	8		
												71	H	Miami (FL)		3	2		
												75	H	Charlotte		7	8		
												75	H	Charlotte		0	4		
												75	H	Charlotte		5	4		
												79	A	Bethune-Cookman		3	5		

Non-Div. I Games:

FIU



RPI	S	Opponent	Score	
79	H	Bethune-Cookman	3	1

55	A	Fla. Atlantic	8	9
55	A	Fla. Atlantic	3	4
71	A	Miami (FL)	5	4
71	H	Miami (FL)	7	8
111	A	Marshall	4	3

F  
I  
U

F  
I  
U

Average RPI Win:	149	WON-LOST	WINNING	LAST 10	STRENGTH OF	OPP. STRENGTH	TEAM	ADJ	CONF.	ADJ CONF.		
Average RPI Loss:	106	RECORD	PCT. RANK	GAMES	SCHEDULE	OF SCHEDULE	RPI	RPI	RPI	RPI		
DIV. I ONLY		27-23-0	.54	118	5-5-0	62	128	79	.53615	79	27	27
DIV. I NON-CONF.		15-15-0	.5	143	2-3-0	10	47	51	.55084	51	29	29
<hr/>												
TOTALS	RPI 1-25	RPI 26-50		W-L RECORDS		RPI 51-100		RPI 101-150		RPI 150+		
27-23-0	0-0-0	0-2-0		OVERALL		11-12-0		3-4-0		13-5-0		
17-7-0	0-0-0	0-1-0		HOME		7-3-0		2-2-0		8-1-0		
10-16-0	0-0-0	0-1-0		AWAY		4-9-0		1-2-0		5-4-0		
0-0-0	0-0-0	0-0-0		NEUTRAL		0-0-0		0-0-0		0-0-0		
<hr/>												
15-15-0	0-0-0	0-2-0		NON-CONFERENCE		11-12-0		1-0-0		3-1-0		
11-4-0	0-0-0	0-1-0		HOME		7-3-0		1-0-0		3-0-0		
4-11-0	0-0-0	0-0-		AWAY		4-9-0		0-0-0		0-1-0		
0-0-0	0-0-0	0-0-0		NEUTRAL		0-0-0		0-0-0		0-0-0		
<hr/>												
12-8-0	0-0-0	0-0-0		CONFERENCE		0-0-0		2-4-0		10-4-0		
6-3-0	0-0-0	0-0-0		HOME		0-0-0		1-2-0		5-1-0		
6-5-0	0-0-0	0-0-0		AWAY		0-0-0		1-2-0		5-3-0		
0-0-0	0-0-0	0-0-0		NEUTRAL		0-0-0		0-0-0		0-0-0		
<hr/>												
RPI	S	Opponent	Score	RPI	S	Opponent	Score	RPI	S	Opponent	Score	
				30	A	UCF	1 5	55	A	Fla. Atlantic	6 9	
				30	H	UCF	4 5	55	H	Fla. Atlantic	6 12	
								56	A	Liberty	3 4	
								56	A	Liberty	5 4	
								56	A	Liberty	1 6	
								65	A	FGCU	4 7	
								65	A	FGCU	13 7	
								65	A	FGCU	3 8	
								71	A	Miami (FL)	5 6	
								71	A	Miami (FL)	7 3	
								71	A	Miami (FL)	1 7	
								78	A	FIU	1 3	
								78	H	FIU	5 3	
								81	H	Tennessee Tech	5 4	
								81	H	Tennessee Tech	0 5	
								81	H	Tennessee Tech	3 1	
								84	A	Jacksonville	9 24	
								84	H	Jacksonville	5 4	
								86	H	Boston College	3 2	
								86	H	Boston College	2 1	
				LAST 10 GAMES								
				71	A	Miami (FL)	1 7					
				71	A	Miami (FL)	7 3					
				71	A	Miami (FL)	5 6					
				78	H	FIU	5 3					
				172	A	Stetson	2 9					
								118	A	Florida A&M	9 10	
								118	A	Florida A&M	1 3	
								118	A	Florida A&M	8 1	
								118	H	Florida A&M	6 11	
								118	H	Florida A&M	5 1	
								118	H	Florida A&M	3 4	
								124	H	Dartmouth	9 2	
								160	H	Fairfield	9 5	
								160	H	Fairfield	7 5	
								172	A	Stetson	2 9	
								172	H	Stetson	9 8	
								186	A	N.C. A&T	10 4	
								186	A	N.C. A&T	10 5	
								186	A	N.C. A&T	5 6	
								186	H	N.C. A&T	9 6	
								186	H	N.C. A&T	13 1	
								186	H	N.C. A&T	1 6	
								248	A	N.C. Central	6 0	
								248	A	N.C. Central	2 10	
								248	H	N.C. Central	13 1	
								248	H	N.C. Central	7 5	
								248	H	N.C. Central	15 5	
								288	A	Savannah St.	1 0	
								288	A	Savannah St.	8 4	
								288	A	Savannah St.	7 8	

**Non-Div. I Games:**

Bethune-Cookman

RPI	S	Opponent	Score
86	H	Boston College	6 5
94	A	North Florida	10 2
94	H	North Florida	4 5

186	H	N.C. A&T	9 6
186	H	N.C. A&T	13 1
186	H	N.C. A&T	1 6
248	A	N.C. Central	2 10
248	A	N.C. Central	6 0

Average RPI Win:		157	WON-LOST RECORD		WINNING PCT. RANK		LAST 10 GAMES		STRENGTH OF SCHEDULE		OPP. STRENGTH OF SCHEDULE		TEAM RPI		ADJ RPI		CONF. RPI		ADJ CONF. RPI	
DIV. I ONLY			26-16-0		.61905 62		8-2-0		187		50		80		.53415 80		14		14	
DIV. I NON-CONF.			11-10-0		.52381 128		2-0-0		101		2		47		.55432 47		12		12	
TOTALS		RPI 1-25		RPI 26-50		W-L RECORDS		RPI 51-100		RPI 101-150		RPI 150+								
26-16-0		0-2-0		1-2-0		OVERALL		7-8-0		8-2-0		10-2-0								
10-5-0		0-0-0		0-0-0		HOME		4-4-0		3-1-0		3-0-0								
14-9-0		0-0-0		1-2-0		AWAY		3-4-0		3-1-0		7-2-0								
2-2-0		0-2-0		0-0-0		NEUTRAL		0-0-0		2-0-0		0-0-0								
11-10-0		0-2-0		1-2-0		NON-CONFERENCE		4-5-0		6-1-0		0-0-0								
2-1-0		0-0-0		0-0-0		HOME		1-1-0		1-0-0		0-0-0								
7-7-0		0-0-0		1-0-		AWAY		3-4-0		3-1-0		0-0-0								
2-2-0		0-2-0		0-0-0		NEUTRAL		0-0-0		2-0-0		0-0-0								
15-6-0		0-0-0		0-0-0		CONFERENCE		3-3-0		2-1-0		10-2-0								
8-4-0		0-0-0		0-0-0		HOME		3-3-0		2-1-0		3-0-0								
7-2-0		0-0-0		0-0-0		AWAY		0-0-0		0-0-0		7-2-0								
0-0-0		0-0-0		0-0-0		NEUTRAL		0-0-0		0-0-0		0-0-0								
RPI	S	Opponent		Score		RPI	S	Opponent		Score		RPI	S	Opponent		Score				
21	N	Indiana		1	5	35	A	Cal St. Fullerton		1	0	52	A	UCLA		2	1			
21	N	Indiana		3	12	35	A	Cal St. Fullerton		2	3	52	A	UCLA		1	6			
						35	A	Cal St. Fullerton		3	4	52	A	UCLA		4	5			
												53	H	San Diego		1	4			
												53	H	San Diego		3	0			
												53	H	San Diego		9	2			
												54	H	Washington		4	5			
												54	H	Washington		8	7			
												68	H	Saint Mary's (CA)		8	9			
												68	H	Saint Mary's (CA)		3	7			
												68	H	Saint Mary's (CA)		12	11			
												73	A	California		8	3			
												73	A	California		7	8			
												73	A	California		5	2			
												73	A	California		5	9			

Non-Div. I Games:

Gonzaga

Average RPI Win:	184	WON-LOST RECORD	WINNING PCT. RANK	LAST 10 GAMES	STRENGTH OF SCHEDULE	OPP. STRENGTH OF SCHEDULE	TEAM RPI	ADJ RPI	CONF. RPI	ADJ CONF. RPI		
DIV. I ONLY		34-14-0	.70833	18	4-5-0	238	147	81	.53291	81	17	17
DIV. I NON-CONF.		14-11-0	.56	109	0-4-0	279	144	210	.47429	209	20	20
<hr/>												
TOTALS	RPI 1-25	RPI 26-50		W-L RECORDS		RPI 51-100		RPI 101-150		RPI 150+		
34-14-0	0-0-0	1-1-0		OVERALL		1-2-0		4-5-0		28-6-0		
21-4-0	0-0-0	0-0-0		HOME		0-0-0		1-2-0		20-2-0		
13-10-0	0-0-0	1-1-0		AWAY		1-2-0		3-3-0		8-4-0		
0-0-0	0-0-0	0-0-0		NEUTRAL		0-0-0		0-0-0		0-0-0		
14-11-0	0-0-0	1-1-0		NON-CONFERENCE		1-2-0		1-2-0		11-6-0		
10-4-0	0-0-0	0-0-0		HOME		0-0-0		1-2-0		9-2-0		
4-7-0	0-0-0	1-0-		AWAY		1-2-0		0-0-0		2-4-0		
0-0-0	0-0-0	0-0-0		NEUTRAL		0-0-0		0-0-0		0-0-0		
20-3-0	0-0-0	0-0-0		CONFERENCE		0-0-0		3-3-0		17-0-0		
11-0-0	0-0-0	0-0-0		HOME		0-0-0		0-0-0		11-0-0		
9-3-0	0-0-0	0-0-0		AWAY		0-0-0		3-3-0		6-0-0		
0-0-0	0-0-0	0-0-0		NEUTRAL		0-0-0		0-0-0		0-0-0		
RPI	S	Opponent	Score	RPI	S	Opponent	Score	RPI	S	Opponent	Score	
				27	A	Vanderbilt	5 2	79	A	Bethune-Cookman	5 0	
				43	A	Tennessee	0 6	79	A	Bethune-Cookman	1 3	
								79	A	Bethune-Cookman	4 5	
										104	A Jacksonville St.	
										104	A Jacksonville St.	
										104	A Jacksonville St.	
										120	H Middle Tenn.	
										127	A Southeast Mo. St.	
										127	A Southeast Mo. St.	
										127	A Southeast Mo. St.	
										134	H Central Ark.	
										134	H Central Ark.	
										166	H Belmont	
										166	H Belmont	
										176	A Austin Peay	
										176	A Austin Peay	
										176	A Austin Peay	
										178	H Murray St.	
										178	H Murray St.	
										178	H Murray St.	
										180	H Bradley	
										180	H Bradley	
										180	H Bradley	
										182	A Southern Ill.	
										182	A Southern Ill.	
										182	A Southern Ill.	
										196	H Toledo	
										196	H Toledo	
										196	H Toledo	
										196	H Toledo	
										295	A Alabama A&M	
<hr/>												
LAST 10 GAMES												
				166	H	Belmont	4 1	120	H	Middle Tenn.	7 18	
				166	H	Belmont	3 2	182	A	Southern Ill.	8 13	
				127	A	Southeast Mo. St.	9 11	182	A	Southern Ill.	9 10	
				127	A	Southeast Mo. St.	9 8	182	A	Southern Ill.	4 6	
				127	A	Southeast Mo. St.	8 4	295	A	Alabama A&M	10 4	

**Non-Div. I Games:**

Tennessee Tech

Tennessee Tech

Average RPI Win:		164	WON-LOST RECORD		WINNING PCT. RANK	LAST 10 GAMES		STRENGTH OF SCHEDULE		OPP. STRENGTH OF SCHEDULE	TEAM RPI	ADJ RPI		CONF. RPI	ADJ CONF. RPI		
Average RPI Loss:		98															
DIV. I ONLY			29-18-0		.61702	63	9-1-0		133	88	82	.53287	82	9	9		
DIV. I NON-CONF.			10-13-0		.43478	191	0-1-0		77	42	141	.50534	141	10	10		
TOTALS		RPI 1-25		RPI 26-50		W-L RECORDS		RPI 51-100		RPI 101-150		RPI 150+					
29-18-0		1-3-0		1-5-0		OVERALL		4-3-0		4-3-0		19-4-0					
11-12-0		0-2-0		1-4-0		HOME		4-2-0		2-1-0		4-3-0					
16-5-0		0-1-0		0-1-0		AWAY		0-1-0		1-1-0		15-1-0					
2-1-0		1-0-0		0-0-0		NEUTRAL		0-0-0		1-1-0		0-0-0					
10-13-0		1-3-0		1-5-0		NON-CONFERENCE		0-1-0		2-2-0		6-2-0					
3-8-0		0-2-0		1-4-0		HOME		0-0-0		0-0-0		2-2-0					
5-4-0		0-1-0		0-0-		AWAY		0-1-0		1-1-0		4-0-0					
2-1-0		1-0-0		0-0-0		NEUTRAL		0-0-0		1-1-0		0-0-0					
19-5-0		0-0-0		0-0-0		CONFERENCE		4-2-0		2-1-0		13-2-0					
8-4-0		0-0-0		0-0-0		HOME		4-2-0		2-1-0		2-1-0					
11-1-0		0-0-0		0-0-0		AWAY		0-0-0		0-0-0		11-1-0					
0-0-0		0-0-0		0-0-0		NEUTRAL		0-0-0		0-0-0		0-0-0					
RPI	S	Opponent		Score		RPI	S	Opponent		Score		RPI	S	Opponent		Score	
3	N	Texas Tech		5	1	32	H	Texas A&M		3	2	59	H	Louisiana		10	2
5	H	TCU		4	5	38	H	Louisiana Tech		3	7	59	H	Louisiana		5	4
5	H	TCU		2	7	38	H	Louisiana Tech		1	3	59	H	Louisiana		9	3
22	A	Texas		1	4	38	H	Louisiana Tech		4	6	72	A	Sam Houston St.		2	14
						50	A	DBU		7	12	76	H	Ga. Southern		3	4
						50	H	DBU		7	9	76	H	Ga. Southern		3	2
												76	H	Ga. Southern		5	9
														143 A SFA		7	4
														143 A SFA		1	2
														173 A Appalachian St.		18	1
														173 A Appalachian St.		6	5
														173 A Appalachian St.		5	2
														189 A A&M-Corpus Christi		8	6
														189 A A&M-Corpus Christi		7	3
														189 A A&M-Corpus Christi		4	2
														200 A Georgia St.		1	2
														200 A Georgia St.		10	7
														200 A Georgia St.		7	1
														203 A Arkansas St.		15	3
														203 A Arkansas St.		11	7
														203 A Arkansas St.		2	0
														216 H Little Rock		4	9
														216 H Little Rock		10	5
														216 H Little Rock		2	0
														234 H Milwaukee		5	4
														234 H Milwaukee		8	5
														234 H Milwaukee		2	5
														241 A La.-Monroe		6	4
														241 A La.-Monroe		10	2
														241 A La.-Monroe		6	4
														241 A La.-Monroe		10	2
														241 A La.-Monroe		10	2
LAST 10 GAMES																	
						203	A	Arkansas St.		2	0	59	H	Louisiana		10	2
						203	A	Arkansas St.		15	3	59	H	Louisiana		5	4
						203	A	Arkansas St.		11	7	241	A	La.-Monroe		10	3
						22	A	Texas		1	4	241	A	La.-Monroe		10	2
						59	H	Louisiana		9	3	241	A	La.-Monroe		6	4

Non-Div. I Games:

UT Arlington

RPI	S	Opponent	Score	
241	A	La.-Monroe	10	3
262	A	Abilene Christian	5	4
262	H	Abilene Christian	1	9

UT Arlington

U  
T  
A  
r  
l  
i  
n  
g  
t  
o  
n

U  
T  
A  
r  
l  
i  
n  
g  
t  
o  
n



T  
u  
l  
a  
n  
e

Tulane				Through Games Of May 5, 2017									
Average RPI Win:	71	WON-LOST RECORD	WINNING PCT. RANK	LAST 10 GAMES	STRENGTH OF SCHEDULE	OPP. STRENGTH OF SCHEDULE	TEAM RPI	ADJ RPI	CONF. RPI	ADJ CONF. RPI			
DIV. I ONLY	23-26-0	.46939	171	3-7-0	21	34	83	.53117	83	5	5		
DIV. I NON-CONF.	13-18-0	.41935	207	1-1-0	38	31	151	.49892	151	5	5		
TOTALS	RPI 1-25	RPI 26-50		W-L RECORDS	RPI 51-100		RPI 101-150		RPI 150+				
23-26-0	7-3-0	6-6-0		OVERALL	4-8-0		2-5-0		4-4-0				
16-15-0	6-2-0	5-3-0		HOME	0-5-0		2-1-0		3-4-0				
7-11-0	1-1-0	1-3-0		AWAY	4-3-0		0-4-0		1-0-0				
0-0-0	0-0-0	0-0-0		NEUTRAL	0-0-0		0-0-0		0-0-0				
13-18-0	5-2-0	1-2-0		NON-CONFERENCE	1-5-0		2-5-0		4-4-0				
10-12-0	4-1-0	1-1-0		HOME	0-5-0		2-1-0		3-4-0				
3-6-0	1-1-0	0-0-		AWAY	1-0-0		0-4-0		1-0-0				
0-0-0	0-0-0	0-0-0		NEUTRAL	0-0-0		0-0-0		0-0-0				
10-8-0	2-1-0	5-4-0		CONFERENCE	3-3-0		0-0-0		0-0-0				
6-3-0	2-1-0	4-2-0		HOME	0-0-0		0-0-0		0-0-0				
4-5-0	0-0-0	1-2-0		AWAY	3-3-0		0-0-0		0-0-0				
0-0-0	0-0-0	0-0-0		NEUTRAL	0-0-0		0-0-0		0-0-0				
RPI	S	Opponent	Score	RPI	S	Opponent	Score	RPI	S	Opponent	Score		
13	H	West Virginia	5 18	29	A	Houston	7 1	53	H	San Diego	4 7		
13	H	West Virginia	9 8	29	A	Houston	2 12	53	H	San Diego	4 11		
13	H	West Virginia	6 0	29	A	Houston	7 8	53	H	San Diego	4 5		
14	A	LSU	7 6	30	H	UCF	4 3	53	H	San Diego	2 6		
14	H	LSU	9 6	30	H	UCF	4 11	59	A	Louisiana	6 4		
19	A	Southern Miss.	1 2	30	H	UCF	1 11	59	H	Louisiana	0 1		
19	H	Southern Miss.	10 8	34	A	Southeastern La.	5 8	87	A	East Carolina	3 5		
23	H	South Fla.	6 4	34	H	Southeastern La.	2 16	87	A	East Carolina	8 15		
23	H	South Fla.	4 3	44	H	McNeese	10 2	87	A	East Carolina	5 4		
23	H	South Fla.	5 7	45	H	UConn	8 3	90	A	Cincinnati	1 11		
				45	H	UConn	6 5	90	A	Cincinnati	6 2		
				45	H	UConn	3 1	90	A	Cincinnati	16 8		

T  
u  
l  
a  
n  
e

Non-Div. I Games:

Tulane



RPI	S	Opponent	Score	
290	A	NJIT	13	11
290	A	NJIT	5	3

Jacksonville

J  
a  
c  
k  
s  
o  
n  
v  
i  
l  
l  
e

J  
a  
c  
k  
s  
o  
n  
v  
i  
l  
l  
e

Average RPI Win:		152	WON-LOST RECORD		WINNING PCT. RANK		LAST 10 GAMES		STRENGTH OF SCHEDULE		OPP. STRENGTH OF SCHEDULE		TEAM RPI		ADJ RPI		CONF. RPI		ADJ CONF. RPI					
Average RPI Loss:		92																						
DIV. I ONLY			24-20-0		.54545		108		6-4-0		45		189		85		.53027		85		10		10	
DIV. I NON-CONF.			17-12-0		.58621		96		1-0-0		88		128		87		.53065		87		16		16	
TOTALS		RPI 1-25		RPI 26-50		W-L RECORDS		RPI 51-100		RPI 101-150		RPI 150+												
24-20-0		1-2-0		4-8-0		OVERALL		4-1-0		1-3-0		14-6-0												
14-8-0		0-0-0		1-2-0		HOME		1-0-0		0-0-0		12-6-0												
7-6-0		1-2-0		1-2-0		AWAY		2-0-0		1-2-0		2-0-0												
3-6-0		0-0-0		2-4-0		NEUTRAL		1-1-0		0-1-0		0-0-0												
17-12-0		1-2-0		3-6-0		NON-CONFERENCE		4-1-0		0-1-0		9-2-0												
9-4-0		0-0-0		1-2-0		HOME		1-0-0		0-0-0		7-2-0												
5-2-0		1-2-0		0-0-		AWAY		2-0-0		0-0-0		2-0-0												
3-6-0		0-0-0		2-4-0		NEUTRAL		1-1-0		0-1-0		0-0-0												
7-8-0		0-0-0		1-2-0		CONFERENCE		0-0-0		1-2-0		5-4-0												
5-4-0		0-0-0		0-0-0		HOME		0-0-0		0-0-0		5-4-0												
2-4-0		0-0-0		1-2-0		AWAY		0-0-0		1-2-0		0-0-0												
0-0-0		0-0-0		0-0-0		NEUTRAL		0-0-0		0-0-0		0-0-0												
RPI	S	Opponent		Score		RPI	S	Opponent		Score		RPI	S	Opponent		Score								
4	A	Florida		0	8	31	A	St. John's (NY)		7	0	51	N	South Ala.		3	2	108	A	Xavier		0	9	
4	A	Florida		3	2	31	A	St. John's (NY)		2	9	66	N	Oregon		0	1	108	A	Xavier		6	3	
4	A	Florida		3	4	31	A	St. John's (NY)		1	2	92	A	San Diego St.		10	5	108	A	Xavier		1	2	
						34	N	Southeastern La.		1	13	96	A	Rutgers		9	6	109	N	Troy		3	6	
						36	N	Michigan		7	8	96	H	Rutgers		10	9	152	H	Creighton		3	4	
						36	N	Michigan		7	10							152	H	Creighton		1	2	
						36	N	Michigan		5	4							152	H	Creighton		1	0	
						36	N	Michigan		8	6							161	H	Butler		2	6	
						43	N	Tennessee		5	12							161	H	Butler		1	4	
						45	H	UConn		1	2							161	H	Butler		7	1	
						45	H	UConn		3	2							172	A	Stetson		6	5	
						45	H	UConn		0	4							172	A	Stetson		5	1	
																		177	H	Princeton		14	3	
																		191	H	Georgetown		11	2	
																		191	H	Georgetown		5	4	
																		191	H	Georgetown		10	5	
																		252	H	LIU Brooklyn		10	2	
																		252	H	LIU Brooklyn		2	6	
																		252	H	LIU Brooklyn		1	2	
																		266	H	Manhattan		7	3	
																		266	H	Manhattan		7	2	
																		275	H	Wagner		9	2	
																		284	H	Lehigh		3	0	
																		299	H	Saint Peter's		11	0	
			LAST 10 GAMES																					
						152	H	Creighton		1	0	31	A	St. John's (NY)		2	9							
						152	H	Creighton		3	4	299	H	Saint Peter's		11	0							
						152	H	Creighton		1	2	191	H	Georgetown		10	5							
						31	A	St. John's (NY)		1	2	191	H	Georgetown		5	4							
						31	A	St. John's (NY)		7	0	191	H	Georgetown		11	2							

Non-Div. I Games:

Seton Hall

Average RPI Win: 144		WON-LOST	WINNING	LAST 10	STRENGTH OF		OPP. STRENGTH	TEAM	ADJ		CONF.	ADJ CONF.
Average RPI Loss: 56		RECORD	PCT. RANK	GAMES	SCHEDULE		OF SCHEDULE	RPI	RPI		RPI	RPI
DIV. I ONLY		19-26-0	.42222	212	6-4-0		33	32	86		.53001	86
DIV. I NON-CONF.		11-7-0	.61111	76	1-0-0		215	169	93		.52696	93
TOTALS		RPI 1-25	RPI 26-50		W-L RECORDS		RPI 51-100		RPI 101-150		RPI 150+	
19-26-0		1-12-0	4-2-0		OVERALL		1-5-0		3-6-0		10-1-0	
6-8-0		0-6-0	3-0-0		HOME		1-2-0		0-0-0		2-0-0	
7-16-0		1-6-0	1-2-0		AWAY		0-3-0		2-5-0		3-0-0	
6-2-0		0-0-0	0-0-0		NEUTRAL		0-0-0		1-1-0		5-1-0	
11-7-0		0-1-0	0-0-0		NON-CONFERENCE		0-3-0		1-2-0		10-1-0	
2-0-0		0-0-0	0-0-0		HOME		0-0-0		0-0-0		2-0-0	
3-5-0		0-1-0	0-0-		AWAY		0-3-0		0-1-0		3-0-0	
6-2-0		0-0-0	0-0-0		NEUTRAL		0-0-0		1-1-0		5-1-0	
8-19-0		1-11-0	4-2-0		CONFERENCE		1-2-0		2-4-0		0-0-0	
4-8-0		0-6-0	3-0-0		HOME		1-2-0		0-0-0		0-0-0	
4-11-0		1-5-0	1-2-0		AWAY		0-0-0		2-4-0		0-0-0	
0-0-0		0-0-0	0-0-0		NEUTRAL		0-0-0		0-0-0		0-0-0	
RPI S	Opponent	Score	RPI S	Opponent	Score	RPI S	Opponent	Score	RPI S	Opponent	Score	
2 H	North Carolina	7 17	28 A	Florida St.	8 5	71 H	Miami (FL)	5 14	117 A	Duke	3 1	
2 H	North Carolina	3 15	28 A	Florida St.	1 11	71 H	Miami (FL)	0 3	117 A	Duke	15 6	
2 H	North Carolina	4 16	28 A	Florida St.	0 13	71 H	Miami (FL)	9 2	117 A	Duke	2 9	
6 A	Louisville	4 6	47 H	North Carolina St.	8 3	79 A	Bethune-Cookman	5 6	124 A	Dartmouth	3 8	
6 A	Louisville	3 5	47 H	North Carolina St.	2 1	79 A	Bethune-Cookman	1 2	126 A	Virginia Tech	3 4	
6 A	Louisville	0 6	47 H	North Carolina St.	1 0	79 A	Bethune-Cookman	2 3	126 A	Virginia Tech	4 16	
7 H	Clemson	0 1							126 A	Virginia Tech	6 10	
7 H	Clemson	2 8							136 N	Ball St.	1 4	
7 H	Clemson	0 2							138 N	Central Mich.	5 4	
11 A	Wake Forest	5 15							165 A	UMass Lowell	6 1	
11 A	Wake Forest	8 0							185 H	Harvard	8 5	
11 A	Wake Forest	2 5							185 N	Harvard	3 2	
20 A	Oklahoma	4 5							190 A	Northeastern	5 1	
									190 A	Northeastern	10 7	
									191 N	Georgetown	3 4	
									196 N	Toledo	6 5	
									240 N	Northern Ill.	9 1	
									246 N	Villanova	7 1	
									246 N	Villanova	10 3	
									267 H	Massachusetts	13 1	
LAST 10 GAMES												
			11 A	Wake Forest	2 5	71 H	Miami (FL)	5 14				
			11 A	Wake Forest	8 0	71 H	Miami (FL)	0 3				
			11 A	Wake Forest	5 15	47 H	North Carolina St.	1 0				
			165 A	UMass Lowell	6 1	47 H	North Carolina St.	2 1				
			71 H	Miami (FL)	9 2	47 H	North Carolina St.	8 3				

Non-Div. I Games:

Boston College

Average RPI Win:		157	WON-LOST RECORD		WINNING PCT. RANK		LAST 10 GAMES		STRENGTH OF SCHEDULE		OPP. STRENGTH OF SCHEDULE		TEAM RPI		ADJ RPI		CONF. RPI		ADJ CONF. RPI					
Average RPI Loss:		38																						
DIV. I ONLY			24-24-0		.5		146		4-6-0		43		56		87		.52882		87		5		5	
DIV. I NON-CONF.			20-10-0		.66667		44		0-1-0		69		68		48		.55395		48		5		5	
TOTALS		RPI 1-25		RPI 26-50		W-L RECORDS		RPI 51-100		RPI 101-150		RPI 150+												
24-24-0		0-5-0		1-16-0		OVERALL		7-3-0		2-0-0		14-0-0												
16-13-0		0-1-0		1-10-0		HOME		5-2-0		1-0-0		9-0-0												
8-11-0		0-4-0		0-6-0		AWAY		2-1-0		1-0-0		5-0-0												
0-0-0		0-0-0		0-0-0		NEUTRAL		0-0-0		0-0-0		0-0-0												
20-10-0		0-2-0		1-7-0		NON-CONFERENCE		3-1-0		2-0-0		14-0-0												
14-6-0		0-1-0		1-4-0		HOME		3-1-0		1-0-0		9-0-0												
6-4-0		0-1-0		0-0-		AWAY		0-0-0		1-0-0		5-0-0												
0-0-0		0-0-0		0-0-0		NEUTRAL		0-0-0		0-0-0		0-0-0												
4-14-0		0-3-0		0-9-0		CONFERENCE		4-2-0		0-0-0		0-0-0												
2-7-0		0-0-0		0-6-0		HOME		2-1-0		0-0-0		0-0-0												
2-7-0		0-3-0		0-3-0		AWAY		2-1-0		0-0-0		0-0-0												
0-0-0		0-0-0		0-0-0		NEUTRAL		0-0-0		0-0-0		0-0-0												
RPI	S	Opponent		Score		RPI	S	Opponent		Score		RPI	S	Opponent		Score								
2	A	North Carolina		2	3	29	A	Houston		3	17	56	H	Liberty		8	6	101	H	Western Caro.		5	4	
2	H	North Carolina		2	6	29	A	Houston		1	8	75	H	Charlotte		3	0	117	A	Duke		9	4	
23	A	South Fla.		4	5	29	A	Houston		6	9	75	H	Charlotte		0	2	157	A	UNCW		9	5	
23	A	South Fla.		3	6	30	H	UCF		0	7	75	H	Charlotte		10	7	157	H	UNCW		10	2	
23	A	South Fla.		6	8	30	H	UCF		4	9	83	H	Tulane		4	5	158	A	Col. of Charleston		12	7	
						30	H	UCF		7	8	83	H	Tulane		15	8	158	A	Col. of Charleston		15	12	
						31	H	St. John's (NY)		7	4	83	H	Tulane		5	3	173	H	Appalachian St.		4	0	
						33	A	Ole Miss		6	8	90	A	Cincinnati		14	3	193	A	Elon		11	7	
						33	A	Ole Miss		4	5	90	A	Cincinnati		6	0	193	H	Elon		7	2	
						33	A	Ole Miss		2	3	90	A	Cincinnati		2	8	224	A	Campbell		10	0	
						45	H	UConn		2	3							242	H	Towson		9	4	
						45	H	UConn		2	3							242	H	Towson		8	5	
						45	H	UConn		1	5							242	H	Towson		12	7	
						47	H	North Carolina St.		0	6							277	H	La Salle		7	3	
						48	H	Mercer		2	8							277	H	La Salle		12	1	
						48	H	Mercer		7	10							277	H	La Salle		8	4	
						48	H	Mercer		5	7													
LAST 10 GAMES																								
23	A	South Fla.		3	6	83	H	Tulane		15	8													
23	A	South Fla.		4	5	47	H	North Carolina St.		0	6													
23	A	South Fla.		6	8	90	A	Cincinnati		14	3													
83	H	Tulane		5	3	90	A	Cincinnati		6	0													
83	H	Tulane		4	5	90	A	Cincinnati		2	8													

Non-Div. I Games:

East Carolina



Average RPI Win: 115		WON-LOST	WINNING	LAST 10	STRENGTH OF	OPP. STRENGTH	TEAM	ADJ	CONF.	ADJ CONF.				
Average RPI Loss: 57		RECORD	PCT. RANK	GAMES	SCHEDULE	OF SCHEDULE	RPI	RPI	RPI	RPI				
DIV. I ONLY		20-24-0	.45455	192	4-6-0	9	45	89	.52737	89	4	4		
DIV. I NON-CONF.		13-9-0	.59091	90	2-2-0	7	116	56	.54837	56	3	3		
<hr/>														
TOTALS		RPI 1-25	RPI 26-50		W-L RECORDS		RPI 51-100		RPI 101-150		RPI 150+			
20-24-0		5-8-0	0-2-0		OVERALL		4-12-0		4-0-0		7-2-0			
17-13-0		4-5-0	0-2-0		HOME		2-5-0		4-0-0		7-1-0			
3-11-0		1-3-0	0-0-0		AWAY		2-7-0		0-0-0		0-1-0			
0-0-0		0-0-0	0-0-0		NEUTRAL		0-0-0		0-0-0		0-0-0			
13-9-0		4-2-0	0-2-0		NON-CONFERENCE		1-3-0		1-0-0		7-2-0			
12-6-0		3-0-0	0-2-0		HOME		1-3-0		1-0-0		7-1-0			
1-3-0		1-2-0	0-0-		AWAY		0-0-0		0-0-0		0-1-0			
0-0-0		0-0-0	0-0-0		NEUTRAL		0-0-0		0-0-0		0-0-0			
7-15-0		1-6-0	0-0-0		CONFERENCE		3-9-0		3-0-0		0-0-0			
5-7-0		1-5-0	0-0-0		HOME		1-2-0		3-0-0		0-0-0			
2-8-0		0-1-0	0-0-0		AWAY		2-7-0		0-0-0		0-0-0			
0-0-0		0-0-0	0-0-0		NEUTRAL		0-0-0		0-0-0		0-0-0			
RPI	S	Opponent	Score		RPI	S	Opponent	Score		RPI	S	Opponent	Score	
1	H	Oregon St.	0	2	35	H	Cal St. Fullerton	4	13	52	H	UCLA	4	17
1	H	Oregon St.	0	4	35	H	Cal St. Fullerton	4	10	52	H	UCLA	5	4
1	H	Oregon St.	1	10						52	H	UCLA	3	9
5	A	TCU	2	5						60	H	Oklahoma St.	4	18
5	A	TCU	13	9						66	A	Oregon	4	3
5	A	TCU	4	8						66	A	Oregon	2	3
10	A	Arizona	2	11						66	A	Oregon	0	2
12	H	Stanford	8	13						70	H	Loyola Marymount	5	8
12	H	Stanford	9	6						70	H	Loyola Marymount	2	3
12	H	Stanford	5	7						70	H	Loyola Marymount	2	1
25	H	Long Beach St.	9	4						73	A	California	6	9
25	H	Long Beach St.	7	6						73	A	California	4	6
25	H	Long Beach St.	8	5						73	A	California	2	10
										97	A	Southern California	4	7
										97	A	Southern California	7	0
										97	A	Southern California	4	5
LAST 10 GAMES														
					12	H	Stanford	9	6	66	A	Oregon	0	2
					12	H	Stanford	8	13	162	H	CSU Bakersfield	6	8
					12	H	Stanford	5	7	162	H	CSU Bakersfield	4	2
					66	A	Oregon	2	3	162	H	CSU Bakersfield	12	6
					66	A	Oregon	4	3	237	A	UNLV	12	13

Non-Div. I Games:

Arizona St.





Average RPI Win: 183		WON-LOST	WINNING	LAST 10	STRENGTH OF		OPP. STRENGTH	TEAM	ADJ	CONF.	ADJ CONF.
Average RPI Loss: 89		RECORD	PCT. RANK	GAMES	SCHEDULE		OF SCHEDULE	RPI	RPI	RPI	RPI
DIV. I ONLY		24-19-0	.55814	99	4-6-0		136	101	91	.52678	91
DIV. I NON-CONF.		16-8-0	.66667	44	1-0-0		205	108	60	.54251	60
TOTALS		RPI 1-25	RPI 26-50		W-L RECORDS		RPI 51-100		RPI 101-150		RPI 150+
24-19-0		0-4-0	0-3-0		OVERALL		1-6-0		9-3-0		14-3-0
8-7-0		0-0-0	0-0-0		HOME		1-5-0		3-1-0		4-1-0
13-10-0		0-3-0	0-3-0		AWAY		0-1-0		6-1-0		7-2-0
3-2-0		0-1-0	0-0-0		NEUTRAL		0-0-0		0-1-0		3-0-0
16-8-0		0-1-0	0-2-0		NON-CONFERENCE		0-1-0		4-2-0		12-2-0
5-1-0		0-0-0	0-0-0		HOME		0-0-0		1-0-0		4-1-0
8-5-0		0-0-0	0-0-0		AWAY		0-1-0		3-1-0		5-1-0
3-2-0		0-1-0	0-0-0		NEUTRAL		0-0-0		0-1-0		3-0-0
8-11-0		0-3-0	0-1-0		CONFERENCE		1-5-0		5-1-0		2-1-0
3-6-0		0-0-0	0-0-0		HOME		1-5-0		2-1-0		0-0-0
5-5-0		0-3-0	0-1-0		AWAY		0-0-0		3-0-0		2-1-0
0-0-0		0-0-0	0-0-0		NEUTRAL		0-0-0		0-0-0		0-0-0
RPI S	Opponent	Score	RPI S	Opponent	Score	RPI S	Opponent	Score	RPI S	Opponent	Score
7 N	Clemson	2 9	26 A	South Carolina	2 3	74 H	Minnesota	2 3	115 N	Cornell	1 2
24 A	Maryland	1 2	26 A	South Carolina	2 5	74 H	Minnesota	3 4	123 A	Furman	3 2
24 A	Maryland	2 6	36 A	Michigan	4 12	74 H	Minnesota	4 9	125 A	Illinois	12 4
24 A	Maryland	2 12				88 H	Iowa	4 9	125 A	Illinois	12 1
						88 H	Iowa	2 3	125 A	Illinois	17 6
						88 H	Iowa	2 1	132 A	UNCG	22 16
						93 A	Notre Dame	1 2	132 A	UNCG	5 4
									132 A	UNCG	1 4
									138 H	Central Mich.	11 2
									150 H	Ohio St.	6 5
									150 H	Ohio St.	8 13
									150 H	Ohio St.	2 0
									170 N	Presbyterian	10 2
									179 H	Fresno St.	8 2
									179 H	Fresno St.	10 4
									179 H	Fresno St.	9 5
									196 H	Toledo	11 1
									202 N	UT Martin	6 1
									204 A	Eastern Mich.	3 4
									215 H	Western Mich.	2 3
									224 N	Campbell	3 1
									226 A	Northwestern	2 3
									226 A	Northwestern	13 5
									226 A	Northwestern	8 1
									262 A	Abilene Christian	9 7
									262 A	Abilene Christian	9 2
									262 A	Abilene Christian	19 7
LAST 10 GAMES			88 H	Iowa	4 9	226 A	Northwestern	8 1	226 A	Northwestern	13 5
			88 H	Iowa	2 1	196 H	Toledo	11 1	226 A	Northwestern	8 1
			88 H	Iowa	2 3	24 A	Maryland	2 6	262 A	Abilene Christian	9 7
			226 A	Northwestern	13 5	24 A	Maryland	1 2	262 A	Abilene Christian	9 2
			226 A	Northwestern	2 3	24 A	Maryland	2 12	262 A	Abilene Christian	19 7

Non-Div. I Games:

Michigan St.

M  
i  
c  
h  
i  
g  
a  
n  
s  
t  
.

Michigan State.

Michigan St.

Average RPI Win:		161	WON-LOST RECORD		WINNING PCT. RANK		LAST 10 GAMES		STRENGTH OF SCHEDULE		OPP. STRENGTH OF SCHEDULE		TEAM RPI		ADJ RPI		CONF. RPI		ADJ CONF. RPI					
Average RPI Loss:		144																						
DIV. I ONLY			34-15-0		.69388		25		6-4-0		245		55		92		.52663		92		19		19	
DIV. I NON-CONF.			17-8-0		.68		42		2-2-0		185		7		59		.54288		59		14		14	
TOTALS		RPI 1-25		RPI 26-50		W-L RECORDS		RPI 51-100		RPI 101-150		RPI 150+												
34-15-0		2-0-0		2-3-0		OVERALL		4-3-0		7-2-0		19-7-0												
17-9-0		1-0-0		1-3-0		HOME		1-2-0		4-1-0		10-3-0												
16-6-0		1-0-0		1-0-0		AWAY		2-1-0		3-1-0		9-4-0												
1-0-0		0-0-0		0-0-0		NEUTRAL		1-0-0		0-0-0		0-0-0												
17-8-0		2-0-0		1-1-0		NON-CONFERENCE		4-3-0		7-2-0		3-2-0												
9-5-0		1-0-0		0-1-0		HOME		1-2-0		4-1-0		3-1-0												
7-3-0		1-0-0		1-0-		AWAY		2-1-0		3-1-0		0-1-0												
1-0-0		0-0-0		0-0-0		NEUTRAL		1-0-0		0-0-0		0-0-0												
17-7-0		0-0-0		1-2-0		CONFERENCE		0-0-0		0-0-0		16-5-0												
8-4-0		0-0-0		1-2-0		HOME		0-0-0		0-0-0		7-2-0												
9-3-0		0-0-0		0-0-0		AWAY		0-0-0		0-0-0		9-3-0												
0-0-0		0-0-0		0-0-0		NEUTRAL		0-0-0		0-0-0		0-0-0												
RPI	S	Opponent		Score		RPI	S	Opponent		Score		RPI	S	Opponent		Score								
25	A	Long Beach St.		6 2		35	A	Cal St. Fullerton		5 4		52	A	UCLA		8 6		116	H	Cal Poly		5 0		
25	H	Long Beach St.		12 5		40	H	New Mexico		4 0		52	N	UCLA		5 4		116	H	Cal Poly		2 0		
						40	H	New Mexico		10 12		53	A	San Diego		10 1		116	H	Cal Poly		6 4		
						40	H	New Mexico		6 11		85	H	Seton Hall		5 10		129	A	UC Riverside		10 1		
						43	H	Tennessee		4 8		93	H	Notre Dame		7 6		129	H	UC Riverside		4 7		
												97	A	Southern California		0 2		135	A	UC Santa Barbara		5 4		
												97	H	Southern California		0 1		135	A	UC Santa Barbara		5 3		
																		135	A	UC Santa Barbara		5 6		
																		147	H	San Francisco		4 2		
																		163	A	UC Irvine		5 7		
																		163	H	UC Irvine		9 3		
																		179	A	Fresno St.		7 8		
																		179	A	Fresno St.		12 0		
																		179	A	Fresno St.		5 4		
																		212	A	Nevada		7 2		
																		212	A	Nevada		3 7		
																		212	A	Nevada		7 3		
																		212	H	Nevada		7 2		
																		212	H	Nevada		6 3		
																		212	H	Nevada		1 3		
																		232	A	San Jose St.		8 4		
																		232	A	San Jose St.		6 5		
																		232	A	San Jose St.		5 3		
																		232	H	San Jose St.		5 1		
																		232	H	San Jose St.		5 4		
																		232	H	San Jose St.		7 3		
																		237	A	UNLV		20 6		
LAST 10 GAMES																								
						232	A	San Jose St.		6 5		40	H	New Mexico		6 11		232	A	San Jose St.		5 3		
						232	A	San Jose St.		5 3		40	H	New Mexico		4 0		232	H	San Jose St.		5 1		
						232	A	San Jose St.		8 4		129	H	UC Riverside		4 7		232	H	San Jose St.		5 4		
						52	A	UCLA		8 6		135	A	UC Santa Barbara		5 4		232	H	San Jose St.		7 3		
						40	H	New Mexico		10 12		135	A	UC Santa Barbara		5 6								

Non-Div. I Games:

San Diego St.

RPI	S	Opponent	Score	
237	A	UNLV	3	7
237	A	UNLV	16	3
237	H	UNLV	10	5
237	H	UNLV	13	5
237	H	UNLV	3	5
249	H	Pacific	1	5
249	H	Pacific	11	5
249	H	Pacific	11	0

San Diego St.

S  
a  
n  
D  
i  
e  
g  
o  
S  
t  
.

S  
a  
n  
D  
i  
e  
g  
o  
S  
t  
.

Average RPI Win: 142		WON-LOST	WINNING	LAST 10	STRENGTH OF		OPP. STRENGTH	TEAM	ADJ	CONF.	ADJ CONF.
Average RPI Loss: 60		RECORD	PCT. RANK	GAMES	SCHEDULE		OF SCHEDULE	RPI	RPI	RPI	RPI
DIV. I ONLY		23-26-0	.46939	171	34		61	93	.52569	93	3
DIV. I NON-CONF.		13-9-0	.59091	90	206		221	148	.50167	148	4
TOTALS		RPI 1-25	RPI 26-50		W-L RECORDS		RPI 51-100		RPI 101-150		RPI 150+
23-26-0		1-12-0	6-5-0		OVERALL		1-2-0		5-4-0		10-3-0
15-8-0		0-3-0	5-4-0		HOME		1-0-0		2-1-0		7-0-0
4-12-0		1-8-0	0-1-0		AWAY		0-2-0		2-1-0		1-0-0
4-6-0		0-1-0	1-0-0		NEUTRAL		0-0-0		1-2-0		2-3-0
13-9-0		0-1-0	1-1-0		NON-CONFERENCE		1-2-0		1-2-0		10-3-0
8-0-0		0-0-0	0-0-0		HOME		1-0-0		0-0-0		7-0-0
1-3-0		0-0-0	0-0-		AWAY		0-2-0		0-0-0		1-0-0
4-6-0		0-1-0	1-0-0		NEUTRAL		0-0-0		1-2-0		2-3-0
10-17-0		1-11-0	5-4-0		CONFERENCE		0-0-0		4-2-0		0-0-0
7-8-0		0-3-0	5-4-0		HOME		0-0-0		2-1-0		0-0-0
3-9-0		1-8-0	0-0-0		AWAY		0-0-0		2-1-0		0-0-0
0-0-0		0-0-0	0-0-0		NEUTRAL		0-0-0		0-0-0		0-0-0
RPI S	Opponent	Score	RPI S	Opponent	Score	RPI S	Opponent	Score	RPI S	Opponent	Score
6 H	Louisville	0 2	28 H	Florida St.	2 8	53 A	San Diego	2 6	107 A	Pittsburgh	1 2
6 H	Louisville	1 5	28 H	Florida St.	3 8	91 H	Michigan St.	2 1	107 A	Pittsburgh	4 3
6 H	Louisville	4 9	28 H	Florida St.	1 5	92 A	San Diego St.	6 7	107 A	Pittsburgh	10 5
7 A	Clemson	0 4	36 A	Michigan	3 4				117 H	Duke	3 2
7 A	Clemson	1 4	46 N	Rhode Island	8 4				117 H	Duke	1 14
7 A	Clemson	5 6	47 H	North Carolina St.	2 9				117 H	Duke	5 4
8 A	Virginia	8 2	47 H	North Carolina St.	4 1				138 N	Central Mich.	8 3
8 A	Virginia	4 14	47 H	North Carolina St.	2 1				148 N	Saint Louis	3 8
8 A	Virginia	0 9	49 H	Georgia Tech	4 3				148 N	Saint Louis	6 8
11 A	Wake Forest	7 13	49 H	Georgia Tech	4 3				156 A	Davidson	2 0
11 A	Wake Forest	3 4	49 H	Georgia Tech	9 6				163 N	UC Irvine	4 18
11 A	Wake Forest	1 5							165 N	UMass Lowell	0 8
24 N	Maryland	3 4							196 H	Toledo	8 3
									204 H	Eastern Mich.	5 0
									214 N	Monmouth	4 0
									220 H	Valparaiso	10 3
									226 H	Northwestern	3 2
									240 H	Northern Ill.	12 1
									270 N	Incarnate Word	12 10
									279 H	Illinois St.	7 6
									282 H	Chicago St.	7 4
									291 N	Lafayette	2 10
			LAST 10 GAMES								
			6 H	Louisville	4 9	117 H	Duke	1 14			
			6 H	Louisville	1 5	117 H	Duke	5 4			
			6 H	Louisville	0 2	204 H	Eastern Mich.	5 0			
			226 H	Northwestern	3 2	220 H	Valparaiso	10 3			
			117 H	Duke	3 2	8 A	Virginia	0 9			

Non-Div. I Games:

Notre Dame

Average RPI Win: 159		WON-LOST RECORD		WINNING PCT. RANK		LAST 10 GAMES		STRENGTH OF SCHEDULE		OPP. STRENGTH OF SCHEDULE		TEAM RPI		ADJ RPI		CONF. RPI		ADJ CONF. RPI	
DIV. I ONLY		32-17-0		.65306 43		6-4-0		146		124		94		.52552 94		20		20	
DIV. I NON-CONF.		20-13-0		.60606 87		2-2-0		125		72		118		.51569 118		21		21	
TOTALS		RPI 1-25		RPI 26-50		W-L RECORDS		RPI 51-100		RPI 101-150		RPI 150+							
32-17-0		0-3-0		3-2-0		OVERALL		7-3-0		4-1-0		18-8-0							
24-11-0		0-1-0		3-1-0		HOME		5-3-0		3-1-0		13-5-0							
8-6-0		0-2-0		0-1-0		AWAY		2-0-0		1-0-0		5-3-0							
0-0-0		0-0-0		0-0-0		NEUTRAL		0-0-0		0-0-0		0-0-0							
20-13-0		0-3-0		3-2-0		NON-CONFERENCE		3-3-0		2-0-0		12-5-0							
16-10-0		0-1-0		3-1-0		HOME		2-3-0		1-0-0		10-5-0							
4-3-0		0-2-0		0-0-		AWAY		1-0-0		1-0-0		2-0-0							
0-0-0		0-0-0		0-0-0		NEUTRAL		0-0-0		0-0-0		0-0-0							
12-4-0		0-0-0		0-0-0		CONFERENCE		4-0-0		2-1-0		6-3-0							
8-1-0		0-0-0		0-0-0		HOME		3-0-0		2-1-0		3-0-0							
4-3-0		0-0-0		0-0-0		AWAY		1-0-0		0-0-0		3-3-0							
0-0-0		0-0-0		0-0-0		NEUTRAL		0-0-0		0-0-0		0-0-0							
RPI	S	Opponent		Score		RPI	S	Opponent		Score		RPI	S	Opponent		Score			
4	A	Florida		1	2	30	A	UCF		2	3	65	H	FGCU		8	2		
23	A	South Fla.		3	7	30	H	UCF		2	1	65	H	FGCU		6	3		
23	H	South Fla.		2	4	50	H	DBU		6	2	65	H	FGCU		10	5		
						50	H	DBU		8	7	79	A	Bethune-Cookman		5	4		
						50	H	DBU		5	9	79	H	Bethune-Cookman		2	10		
												84	A	Jacksonville		7	5		
												96	H	Rutgers		13	2		
												96	H	Rutgers		1	2		
												96	H	Rutgers		15	1		
												96	H	Rutgers		4	12		
														180 H Bradley		4	2		
														180 H Bradley		9	5		
														180 H Bradley		2	4		
														188 H Penn		6	0		
														188 H Penn		3	2		
														188 H Penn		7	3		
														190 H Northeastern		1	9		
														190 H Northeastern		17	6		
														190 H Northeastern		11	1		
														190 H Northeastern		6	7		
														197 A Lipscomb		11	1		
														197 A Lipscomb		7	5		
														197 A Lipscomb		1	8		
														250 A USC Upstate		7	2		
														250 A USC Upstate		3	4		
														250 A USC Upstate		1	2		
														288 A Savannah St.		12	3		

**Non-Div. I Games:**

North Florida

RPI	S	Opponent	Score	
288	H	Savannah St.	7	2
290	H	NJIT	6	3
290	H	NJIT	16	1
290	H	NJIT	13	8

North Florida

N  
o  
r  
t  
h  
F  
l  
o  
r  
i  
d  
a

N  
o  
r  
t  
h  
F  
l  
o  
r  
i  
d  
a



[illegible]

**Non-Div. I Games:**

Oral Roberts

Oral Roberts

Average RPI Win: 164		WON-LOST	WINNING	LAST 10	STRENGTH OF		OPP. STRENGTH	TEAM	ADJ		CONF.	ADJ CONF.
Average RPI Loss: 69		RECORD	PCT. RANK	GAMES	SCHEDULE		OF SCHEDULE	RPI	RPI		RPI	RPI
DIV. I ONLY		17-28-0	.37778	237	4-5-0		17	119	96		.52482	96
DIV. I NON-CONF.		12-18-0	.4	214	1-0-0		47	118	100		.52407	100
TOTALS		RPI 1-25	RPI 26-50		W-L RECORDS		RPI 51-100		RPI 101-150		RPI 150+	
17-28-0		0-6-0	2-7-0		OVERALL		5-11-0		2-2-0		8-2-0	
6-9-0		0-3-0	1-2-0		HOME		0-1-0		2-2-0		3-1-0	
11-19-0		0-3-0	1-5-0		AWAY		5-10-0		0-0-0		5-1-0	
0-0-0		0-0-0	0-0-0		NEUTRAL		0-0-0		0-0-0		0-0-0	
12-18-0		0-3-0	1-2-0		NON-CONFERENCE		3-10-0		0-1-0		8-2-0	
3-3-0		0-0-0	0-0-0		HOME		0-1-0		0-1-0		3-1-0	
9-15-0		0-3-0	1-0-		AWAY		3-9-0		0-0-0		5-1-0	
0-0-0		0-0-0	0-0-0		NEUTRAL		0-0-0		0-0-0		0-0-0	
5-10-0		0-3-0	1-5-0		CONFERENCE		2-1-0		2-1-0		0-0-0	
3-6-0		0-3-0	1-2-0		HOME		0-0-0		2-1-0		0-0-0	
2-4-0		0-0-0	0-3-0		AWAY		2-1-0		0-0-0		0-0-0	
0-0-0		0-0-0	0-0-0		NEUTRAL		0-0-0		0-0-0		0-0-0	
RPI S	Opponent	Score	RPI S	Opponent	Score	RPI S	Opponent	Score	RPI S	Opponent	Score	
8 A	Virginia	3 7	36 H	Michigan	3 6	55 A	Fla. Atlantic	2 14	113 H	Purdue	8 2	
8 A	Virginia	4 12	36 H	Michigan	3 8	65 A	FGCU	2 5	113 H	Purdue	7 6	
8 A	Virginia	2 18	36 H	Michigan	12 5	65 A	FGCU	3 8	113 H	Purdue	6 7	
24 H	Maryland	1 5	39 A	Old Dominion	4 15	65 A	FGCU	4 13	128 H	Columbia	7 13	
24 H	Maryland	1 9	39 A	Old Dominion	2 6	71 A	Miami (FL)	17 6	214 H	Monmouth	6 4	
24 H	Maryland	1 6	39 A	Old Dominion	8 5	71 A	Miami (FL)	0 3	244 H	Rider	2 7	
			42 A	Nebraska	5 8	71 A	Miami (FL)	4 8	246 A	Villanova	2 3	
			42 A	Nebraska	6 7	85 A	Seton Hall	9 10	250 A	USC Upstate	5 1	
			42 A	Nebraska	3 9	85 H	Seton Hall	6 9	250 A	USC Upstate	11 3	
						88 A	Iowa	13 5	250 A	USC Upstate	10 7	
						88 A	Iowa	3 8	254 A	Iona	12 3	
						88 A	Iowa	5 3	275 H	Wagner	9 2	
						94 A	North Florida	1 15	275 H	Wagner	12 10	
						94 A	North Florida	12 4	291 A	Lafayette	28 4	
						94 A	North Florida	2 1				
						94 A	North Florida	2 13				
LAST 10 GAMES						36 H	Michigan	3 8				
			128 H	Columbia	7 13	36 H	Michigan	3 6				
			42 A	Nebraska	6 7	36 H	Michigan	12 5				
			42 A	Nebraska	3 9	88 A	Iowa	13 5				
			42 A	Nebraska	5 8	88 A	Iowa	5 3				
			275 H	Wagner	12 10							

Non-Div. I Games:

Rutgers

Average RPI Win:	123	WON-LOST	WINNING	LAST 10	STRENGTH OF	OPP. STRENGTH	TEAM	ADJ	CONF.	ADJ CONF.				
Average RPI Loss:	52	RECORD	PCT. RANK	GAMES	SCHEDULE	OF SCHEDULE	RPI	RPI	RPI	RPI				
DIV. I ONLY	19-25-0	.43182	204	1-0-0	24	36	97	.52415	97	4	4			
DIV. I NON-CONF.	12-10-0	.54545	118	1-0-0	36	165	73	.53738	73	3	3			
<hr/>														
TOTALS	RPI 1-25	RPI 26-50		W-L RECORDS		RPI 51-100		RPI 101-150		RPI 150+				
19-25-0	4-10-0	1-3-0		OVERALL		5-9-0		3-1-0		6-2-0				
13-11-0	2-2-0	1-1-0		HOME		3-5-0		2-1-0		5-2-0				
5-14-0	2-8-0	0-2-0		AWAY		1-4-0		1-0-0		1-0-0				
1-0-0	0-0-0	0-0-0		NEUTRAL		1-0-0		0-0-0		0-0-0				
<hr/>														
12-10-0	2-3-0	1-3-0		NON-CONFERENCE		2-2-0		1-0-0		6-2-0				
8-4-0	1-0-0	1-1-0		HOME		1-1-0		0-0-0		5-2-0				
4-6-0	1-3-0	0-0-		AWAY		1-1-0		1-0-0		1-0-0				
0-0-0	0-0-0	0-0-0		NEUTRAL		0-0-0		0-0-0		0-0-0				
<hr/>														
7-15-0	2-7-0	0-0-0		CONFERENCE		3-7-0		2-1-0		0-0-0				
5-7-0	1-2-0	0-0-0		HOME		2-4-0		2-1-0		0-0-0				
1-8-0	1-5-0	0-0-0		AWAY		0-3-0		0-0-0		0-0-0				
1-0-0	0-0-0	0-0-0		NEUTRAL		1-0-0		0-0-0		0-0-0				
<hr/>														
RPI	S	Opponent	Score		RPI	S	Opponent	Score		RPI	S	Opponent	Score	
1	A	Oregon St.	7	5	35	A	Cal St. Fullerton	5	13	52	H	UCLA	0	2
1	A	Oregon St.	1	3	35	A	Cal St. Fullerton	1	2	52	H	UCLA	0	13
1	A	Oregon St.	1	10	35	H	Cal St. Fullerton	13	9	52	H	UCLA	2	4
10	A	Arizona	1	8	36	H	Michigan	1	4	52	N	UCLA	4	3
10	A	Arizona	1	5						53	H	San Diego	3	8
10	A	Arizona	4	9						70	A	Loyola Marymount	3	4
11	A	Wake Forest	15	9						73	A	California	8	9
11	A	Wake Forest	5	15						73	A	California	6	8
11	A	Wake Forest	5	18						73	A	California	9	13
12	H	Stanford	7	5						89	H	Arizona St.	0	7
12	H	Stanford	3	8						89	H	Arizona St.	5	4
12	H	Stanford	3	6						89	H	Arizona St.	7	4
25	A	Long Beach St.	0	6						92	A	San Diego St.	1	0
25	H	Long Beach St.	4	3						92	H	San Diego St.	2	0
<hr/>														
LAST 10 GAMES														
163	A	UC Irvine	9	7	1	A	Oregon St.	7	5					
52	H	UCLA	0	13	1	A	Oregon St.	1	3					
52	H	UCLA	2	4	73	A	California	6	8					
52	H	UCLA	0	2	73	A	California	8	9					
1	A	Oregon St.	1	10	73	A	California	9	13					

Non-Div. I Games:

Southern California



RPI	S	Opponent	Score	
242	A	Towson	8	1
243	A	Norfolk St.	3	9
243	H	Norfolk St.	6	1
244	H	Saint Joseph's	2	3
264	A	Richmond	11	10
269	N	Dayton	7	0
291	H	Lafayette	16	1
291	H	Lafayette	6	5
291	H	Lafayette	5	4

William & Mary

W  
i  
l  
l  
i  
a  
m  
&  
M  
a  
r  
y

W  
i  
l  
l  
i  
a  
m  
&  
M  
a  
r  
y

Average RPI Win: 127		WON-LOST	WINNING	LAST 10	STRENGTH OF		OPP. STRENGTH	TEAM	ADJ	CONF.	ADJ CONF.
Average RPI Loss: 53		RECORD	PCT. RANK	GAMES	SCHEDULE		OF SCHEDULE	RPI	RPI	RPI	RPI
DIV. I ONLY		26-22-0	.54167	117	69		12	99	.52331	99	1
DIV. I NON-CONF.		21-9-0	.7	37	199		29	96	.52653	96	1
TOTALS		RPI 1-25	RPI 26-50		W-L RECORDS		RPI 51-100		RPI 101-150		RPI 150+
26-22-0		4-12-0	3-3-0		OVERALL		5-3-0		4-3-0		10-1-0
19-13-0		4-8-0	2-1-0		HOME		2-1-0		2-2-0		9-1-0
2-6-0		0-3-0	1-1-0		AWAY		1-2-0		0-0-0		0-0-0
5-3-0		0-1-0	0-1-0		NEUTRAL		2-0-0		2-1-0		1-0-0
21-9-0		0-1-0	3-3-0		NON-CONFERENCE		4-1-0		4-3-0		10-1-0
15-5-0		0-0-0	2-1-0		HOME		2-1-0		2-2-0		9-1-0
1-1-0		0-0-0	1-0-		AWAY		0-0-0		0-0-0		0-0-0
5-3-0		0-1-0	0-1-0		NEUTRAL		2-0-0		2-1-0		1-0-0
5-13-0		4-11-0	0-0-0		CONFERENCE		1-2-0		0-0-0		0-0-0
4-8-0		4-8-0	0-0-0		HOME		0-0-0		0-0-0		0-0-0
1-5-0		0-3-0	0-0-0		AWAY		1-2-0		0-0-0		0-0-0
0-0-0		0-0-0	0-0-0		NEUTRAL		0-0-0		0-0-0		0-0-0
RPI S	Opponent	Score	RPI S	Opponent	Score	RPI S	Opponent	Score	RPI S	Opponent	Score
3 H	Texas Tech	8 12	26 A	South Carolina	6 5	56 N	Liberty	8 2	107 N	Pittsburgh	5 4
3 H	Texas Tech	4 7	31 N	St. John's (NY)	2 9	56 N	Liberty	4 3	129 H	UC Riverside	1 5
3 H	Texas Tech	5 3	40 H	New Mexico	3 2	60 A	Oklahoma St.	3 13	129 H	UC Riverside	2 11
5 H	TCU	0 5	40 H	New Mexico	12 10	60 A	Oklahoma St.	10 4	129 H	UC Riverside	1 0
5 H	TCU	0 1	42 A	Nebraska	1 11	60 A	Oklahoma St.	3 6	146 H	Wichita St.	5 4
5 H	TCU	4 12	42 H	Nebraska	1 6	88 H	Iowa	11 12	150 N	Ohio St.	3 2
13 H	West Virginia	8 4				88 H	Iowa	3 0	150 N	Ohio St.	3 6
13 H	West Virginia	11 4				88 H	Iowa	5 4	164 N	Delaware	7 0
13 H	West Virginia	7 9							198 H	Eastern Ill.	14 0
18 N	Arkansas	5 6							198 H	Eastern Ill.	15 10
20 H	Oklahoma	9 7							198 H	Eastern Ill.	12 11
20 H	Oklahoma	0 3							223 H	Northwestern St.	16 4
20 H	Oklahoma	5 11							223 H	Northwestern St.	19 9
22 A	Texas	0 2							262 H	Abilene Christian	6 5
22 A	Texas	0 5							262 H	Abilene Christian	11 1
22 A	Texas	5 6							262 H	Abilene Christian	14 3
									280 H	Omaha	10 1
									280 H	Omaha	2 5
LAST 10 GAMES											
20 H	Oklahoma	0 3	262 H	Abilene Christian	11 1						
20 H	Oklahoma	9 7	262 H	Abilene Christian	6 5						
20 H	Oklahoma	5 11	18 N	Arkansas	5 6						
146 H	Wichita St.	5 4	13 H	West Virginia	11 4						
262 H	Abilene Christian	14 3	13 H	West Virginia	8 4						

Non-Div. I Games:

Kansas St.

Average RPI Win: 103		WON-LOST	WINNING	LAST 10	STRENGTH OF		OPP. STRENGTH	TEAM	ADJ	CONF.	ADJ CONF.
Average RPI Loss: 64		RECORD	PCT. RANK	GAMES	SCHEDULE		OF SCHEDULE	RPI	RPI	RPI	RPI
DIV. I ONLY		19-29-0	.39583	228	4-6-0		11	28	100	.52203	100
DIV. I NON-CONF.		12-12-0	.5	143	1-0-0		78	145	146	.50288	146
TOTALS		RPI 1-25	RPI 26-50		W-L RECORDS		RPI 51-100		RPI 101-150		RPI 150+
19-29-0		2-12-0	6-7-0		OVERALL		3-3-0		2-2-0		6-5-0
11-18-0		0-4-0	3-5-0		HOME		1-2-0		1-2-0		6-5-0
8-11-0		2-8-0	3-2-0		AWAY		2-1-0		1-0-0		0-0-0
0-0-0		0-0-0	0-0-0		NEUTRAL		0-0-0		0-0-0		0-0-0
12-12-0		0-2-0	2-2-0		NON-CONFERENCE		2-1-0		2-2-0		6-5-0
8-9-0		0-1-0	1-1-0		HOME		0-0-0		1-2-0		6-5-0
4-3-0		0-1-0	1-0-		AWAY		2-1-0		1-0-0		0-0-0
0-0-0		0-0-0	0-0-0		NEUTRAL		0-0-0		0-0-0		0-0-0
7-17-0		2-10-0	4-5-0		CONFERENCE		1-2-0		0-0-0		0-0-0
3-9-0		0-3-0	2-4-0		HOME		1-2-0		0-0-0		0-0-0
4-8-0		2-7-0	2-1-0		AWAY		0-0-0		0-0-0		0-0-0
0-0-0		0-0-0	0-0-0		NEUTRAL		0-0-0		0-0-0		0-0-0
RPI S	Opponent	Score	RPI S	Opponent	Score	RPI S	Opponent	Score	RPI S	Opponent	Score
4 H	Florida	3 6	27 H	Vanderbilt	1 0	69 H	Missouri	5 8	108 H	Xavier	11 6
4 H	Florida	4 6	27 H	Vanderbilt	1 8	69 H	Missouri	3 0	108 H	Xavier	7 8
4 H	Florida	3 4	27 H	Vanderbilt	5 10	69 H	Missouri	1 6	142 A	Kennesaw St.	9 6
7 A	Clemson	7 9	37 H	Auburn	1 2	76 A	Ga. Southern	7 0	142 H	Kennesaw St.	4 5
7 H	Clemson	0 4	37 H	Auburn	4 1	76 A	Ga. Southern	4 3	158 H	Col. of Charleston	3 9
9 A	Kentucky	4 7	37 H	Auburn	1 4	76 A	Ga. Southern	1 2	158 H	Col. of Charleston	9 8
9 A	Kentucky	5 3	43 A	Tennessee	3 1				158 H	Col. of Charleston	6 15
9 A	Kentucky	6 3	43 A	Tennessee	5 6				170 H	Presbyterian	8 7
14 A	LSU	9 22	43 A	Tennessee	7 5				183 H	UAB	1 0
14 A	LSU	6 7	48 A	Mercer	5 6				183 H	UAB	2 0
14 A	LSU	1 5	48 H	Mercer	3 4				183 H	UAB	1 2
18 A	Arkansas	4 5	49 A	Georgia Tech	7 5				244 H	Rider	4 11
18 A	Arkansas	4 14	49 H	Georgia Tech	5 1				244 H	Rider	3 8
18 A	Arkansas	3 11							244 H	Rider	9 3
									288 H	Savannah St.	12 3
LAST 10 GAMES											
9 A	Kentucky	6 3	4 H	Florida	4 6						
9 A	Kentucky	4 7	49 A	Georgia Tech	7 5						
9 A	Kentucky	5 3	27 H	Vanderbilt	5 10						
4 H	Florida	3 4	27 H	Vanderbilt	1 0						
4 H	Florida	3 6	27 H	Vanderbilt	1 8						

Non-Div. I Games:

Georgia



Average RPI Win: 159		WON-LOST	WINNING	LAST 10	STRENGTH OF		OPP. STRENGTH	TEAM	ADJ	CONF.	ADJ CONF.
Average RPI Loss: 107		RECORD	PCT. RANK	GAMES	SCHEDULE		OF SCHEDULE	RPI	RPI	RPI	RPI
DIV. I ONLY		24-22-0	.52174	135	7-3-0		88	123	101	.52113	101
DIV. I NON-CONF.		11-14-0	.44	189	2-0-0		30	105	112	.51904	112
TOTALS		RPI 1-25	RPI 26-50		W-L RECORDS		RPI 51-100		RPI 101-150		RPI 150+
24-22-0	0-1-0	3-3-0		OVERALL		2-4-0		6-10-0		13-4-0	
13-9-0	0-0-0	0-0-0		HOME		1-2-0		4-6-0		8-1-0	
10-10-0	0-1-0	3-1-0		AWAY		1-2-0		2-4-0		4-2-0	
1-3-0	0-0-0	0-2-0		NEUTRAL		0-0-0		0-0-0		1-1-0	
11-14-0	0-1-0	3-3-0		NON-CONFERENCE		2-4-0		2-2-0		4-4-0	
5-5-0	0-0-0	0-0-0		HOME		1-2-0		2-2-0		2-1-0	
5-6-0	0-1-0	3-0-		AWAY		1-2-0		0-0-0		1-2-0	
1-3-0	0-0-0	0-2-0		NEUTRAL		0-0-0		0-0-0		1-1-0	
13-8-0	0-0-0	0-0-0		CONFERENCE		0-0-0		4-8-0		9-0-0	
8-4-0	0-0-0	0-0-0		HOME		0-0-0		2-4-0		6-0-0	
5-4-0	0-0-0	0-0-0		AWAY		0-0-0		2-4-0		3-0-0	
0-0-0	0-0-0	0-0-0		NEUTRAL		0-0-0		0-0-0		0-0-0	
RPI S	Opponent	Score		RPI S	Opponent	Score		RPI S	Opponent	Score	
7 A	Clemson	5	11	31 N	St. John's (NY)	3	14	58 H	Kent St.	10	16
				31 N	St. John's (NY)	1	9	58 H	Kent St.	1	2
				42 A	Nebraska	0	10	58 H	Kent St.	10	2
				42 A	Nebraska	5	2	63 A	Coastal Caro.	5	4
				42 A	Nebraska	8	2	69 A	Missouri	6	7
				47 A	North Carolina St.	9	8	87 A	East Carolina	4	5
				LAST 10 GAMES							
				145 H	Wofford	10	7	110 A	Samford	3	8
				145 H	Wofford	3	18	288 H	Savannah St.	9	2
				145 H	Wofford	9	3	288 H	Savannah St.	21	1
				110 A	Samford	0	7	199 H	VMI	10	5
				110 A	Samford	6	5	199 H	VMI	19	3
								199 H	VMI	9	1
								110 A	Samford	3	8
								288 H	Savannah St.	9	2
								288 H	Savannah St.	21	1
								199 H	VMI	10	5
								199 H	VMI	19	3
								199 H	VMI	9	1
								110 A	Samford	3	8
								288 H	Savannah St.	9	2
								288 H	Savannah St.	21	1
								199 H	VMI	10	5
								199 H	VMI	19	3
								199 H	VMI	9	1

Non-Div. I Games:

Western Caro.

RPI	S	Opponent	Score	
205	A	UNC Asheville	3	5
236	H	The Citadel	4	3
236	H	The Citadel	14	1
236	H	The Citadel	6	0
288	H	Savannah St.	21	1
288	H	Savannah St.	9	2

Western Caro.

W  
e  
s  
t  
e  
r  
n  
C  
a  
r  
o  
.

W  
e  
s  
t  
e  
r  
n  
C  
a  
r  
o  
.

[illegible]

**Non-Div. I Games:**

Wright St.

RPI	S	Opponent	Score	
238	A	Northern Ky.	2	7
238	A	Northern Ky.	7	3
238	H	Northern Ky.	10	13
238	H	Northern Ky.	13	3
250	A	USC Upstate	5	1
261	A	Youngstown St.	16	4
261	A	Youngstown St.	11	8
261	A	Youngstown St.	2	5
261	H	Youngstown St.	10	7
261	H	Youngstown St.	7	6
269	H	Dayton	5	4

Wright St.

W  
r  
i  
g  
h  
t  
S  
t  
.

W  
r  
i  
g  
h  
t  
S  
t  
.

Average RPI Win: 147		WON-LOST RECORD		WINNING PCT. RANK		LAST 10 GAMES		STRENGTH OF SCHEDULE		OPP. STRENGTH OF SCHEDULE		TEAM RPI		ADJ RPI		CONF. RPI		ADJ CONF. RPI	
DIV. I ONLY		25-23-0		.52083 139		4-6-0		57		90		103		.52094 103		5		5	
DIV. I NON-CONF.		19-11-0		.63333 64		1-0-0		135		160		109		.51999 109		5		5	
TOTALS		RPI 1-25		RPI 26-50		W-L RECORDS		RPI 51-100		RPI 101-150		RPI 150+							
25-23-0		3-6-0		5-9-0		OVERALL		5-4-0		0-2-0		12-2-0							
17-14-0		1-3-0		3-4-0		HOME		3-3-0		0-2-0		10-2-0							
8-9-0		2-3-0		2-5-0		AWAY		2-1-0		0-0-0		2-0-0							
0-0-0		0-0-0		0-0-0		NEUTRAL		0-0-0		0-0-0		0-0-0							
19-11-0		2-4-0		3-2-0		NON-CONFERENCE		2-1-0		0-2-0		12-2-0							
14-8-0		0-1-0		2-2-0		HOME		2-1-0		0-2-0		10-2-0							
5-3-0		2-3-0		1-0-		AWAY		0-0-0		0-0-0		2-0-0							
0-0-0		0-0-0		0-0-0		NEUTRAL		0-0-0		0-0-0		0-0-0							
6-12-0		1-2-0		2-7-0		CONFERENCE		3-3-0		0-0-0		0-0-0							
3-6-0		1-2-0		1-2-0		HOME		1-2-0		0-0-0		0-0-0							
3-6-0		0-0-0		1-5-0		AWAY		2-1-0		0-0-0		0-0-0							
0-0-0		0-0-0		0-0-0		NEUTRAL		0-0-0		0-0-0		0-0-0							
RPI	S	Opponent		Score		RPI	S	Opponent		Score		RPI	S	Opponent		Score			
16	H	Mississippi St.		3	8	29	H	Houston		10	8	76	H	Ga. Southern		5	2		
17	A	Missouri St.		5	9	29	H	Houston		3	13	76	H	Ga. Southern		6	7		
17	A	Missouri St.		6	5	29	H	Houston		8	9	76	H	Ga. Southern		9	8		
17	A	Missouri St.		5	4	30	A	UCF		9	4	90	A	Cincinnati		7	5		
18	A	Arkansas		7	16	30	A	UCF		1	2	90	A	Cincinnati		3	4		
18	A	Arkansas		0	2	30	A	UCF		4	7	90	A	Cincinnati		7	5		
23	H	South Fla.		2	4	33	A	Ole Miss		9	6	90	H	Cincinnati		9	4		
23	H	South Fla.		6	11	33	H	Ole Miss		2	1	90	H	Cincinnati		6	13		
23	H	South Fla.		5	1	43	H	Tennessee		4	1	90	H	Cincinnati		1	2		
						43	H	Tennessee		0	10								
						43	H	Tennessee		5	8								
						45	A	UConn		0	4								
						45	A	UConn		2	6								
						45	A	UConn		7	10								
LAST 10 GAMES																			
90	H	Cincinnati		1	2	30	A	UCF		4	7								
90	H	Cincinnati		6	13	203	A	Arkansas St.		2	1								
90	H	Cincinnati		9	4	23	H	South Fla.		5	1								
30	A	UCF		1	2	23	H	South Fla.		6	11								
30	A	UCF		9	4	23	H	South Fla.		2	4								

Non-Div. I Games:

Memphis

[illegible]

**Non-Div. I Games:**

Jacksonville St.

RPI	S	Opponent	Score	
201	A	Alabama St.	3	4
201	H	Alabama St.	5	6
228	A	Eastern Ky.	3	1
228	A	Eastern Ky.	5	4
228	A	Eastern Ky.	7	10
253	A	Western Ky.	4	14
253	A	Western Ky.	9	5
253	A	Western Ky.	3	2
271	H	Bowling Green	5	0

Jacksonville St.

J  
a  
c  
k  
s  
o  
n  
v  
i  
l  
l  
e  
s  
t  
.

J  
a  
c  
k  
s  
o  
n  
v  
i  
l  
l  
e  
s  
t  
.

Average RPI Win: 120		WON-LOST RECORD		WINNING PCT. RANK		LAST 10 GAMES		STRENGTH OF SCHEDULE		OPP. STRENGTH OF SCHEDULE		TEAM RPI		ADJ RPI		CONF. RPI		ADJ CONF. RPI				
DIV. I ONLY		25-21-0		.54348 113		6-4-0		114		58		105		.51848 105		6		6				
DIV. I NON-CONF.		12-10-0		.54545 118		1-1-0		166		86		157		.49709 157		6		6				
TOTALS		RPI 1-25		RPI 26-50		W-L RECORDS		RPI 51-100		RPI 101-150		RPI 150+										
25-21-0		2-2-0		3-3-0		OVERALL		5-7-0		9-2-0		6-7-0										
15-12-0		0-0-0		1-2-0		HOME		3-3-0		7-0-0		4-7-0										
10-9-0		2-2-0		2-1-0		AWAY		2-4-0		2-2-0		2-0-0										
0-0-0		0-0-0		0-0-0		NEUTRAL		0-0-0		0-0-0		0-0-0										
12-10-0		2-2-0		0-0-0		NON-CONFERENCE		1-2-0		5-0-0		4-6-0										
7-8-0		0-0-0		0-0-0		HOME		1-2-0		4-0-0		2-6-0										
5-2-0		2-2-0		0-0-		AWAY		0-0-0		1-0-0		2-0-0										
0-0-0		0-0-0		0-0-0		NEUTRAL		0-0-0		0-0-0		0-0-0										
13-11-0		0-0-0		3-3-0		CONFERENCE		4-5-0		4-2-0		2-1-0										
8-4-0		0-0-0		1-2-0		HOME		2-1-0		3-0-0		2-1-0										
5-7-0		0-0-0		2-1-0		AWAY		2-4-0		1-2-0		0-0-0										
0-0-0		0-0-0		0-0-0		NEUTRAL		0-0-0		0-0-0		0-0-0										
RPI	S	Opponent		Score		RPI	S	Opponent		Score		RPI	S	Opponent		Score						
3	A	Texas Tech		6	7	38	A	Louisiana Tech		8	4	55	H	Fla. Atlantic		6	0	111	A	Marshall	2	3
3	A	Texas Tech		3	2	38	A	Louisiana Tech		6	3	55	H	Fla. Atlantic		9	6	111	A	Marshall	11	12
3	A	Texas Tech		4	8	38	A	Louisiana Tech		0	6	55	H	Fla. Atlantic		0	10	111	A	Marshall	4	2
15	A	Baylor		15	9	39	H	Old Dominion		5	11	57	A	Rice		4	7	120	H	Middle Tenn.	14	7
						39	H	Old Dominion		1	9	57	A	Rice		10	6	120	H	Middle Tenn.	10	9
						39	H	Old Dominion		7	5	57	A	Rice		5	6	120	H	Middle Tenn.	3	2
												64	H	Utah		3	17	131	A	Houston Baptist	18	6
												64	H	Utah		1	7	131	H	Houston Baptist	10	2
												64	H	Utah		8	3	143	H	SFA	9	5
												78	A	FIU		10	5	143	H	SFA	10	5
												78	A	FIU		6	7	143	H	SFA	14	1
												78	A	FIU		3	4	189	A	A&M-Corpus Christi	7	3
																		189	H	A&M-Corpus Christi	2	5
																		192	A	Texas St.	9	1
																		192	H	Texas St.	8	11
																		239	H	Quinnipiac	7	8
																		239	H	Quinnipiac	10	12
																		239	H	Quinnipiac	12	1
																		239	H	Quinnipiac	4	5
																		253	H	Western Ky.	3	4
																		253	H	Western Ky.	14	2
																		253	H	Western Ky.	7	1
																		270	H	Incarnate Word	16	0
																		285	H	Prairie View	5	6
				LAST 10 GAMES																		
				120	H	Middle Tenn.	10	9	57	A	Rice	4	7	270	H	Incarnate Word	16	0				
				120	H	Middle Tenn.	14	7	57	A	Rice	10	6	285	H	Prairie View	5	6				
				120	H	Middle Tenn.	3	2	131	H	Houston Baptist	10	2									
				192	H	Texas St.	8	11	55	H	Fla. Atlantic	0	10									
				57	A	Rice	5	6	55	H	Fla. Atlantic	6	0									

Non-Div. I Games:

UTSA



V  
C  
U

VCU

RPI	S	Opponent	Score	
244	H	Saint Joseph's	5	4
244	H	Saint Joseph's	6	8
260	H	Longwood	5	4
267	A	Massachusetts	8	0
267	A	Massachusetts	2	0
267	A	Massachusetts	11	1
269	A	Dayton	9	1
269	A	Dayton	2	4
269	A	Dayton	6	7
277	H	La Salle	7	0
277	H	La Salle	3	0
277	H	La Salle	8	1

[illegible]

**Non-Div. I Games:**

Pittsburgh



RPI	S	Opponent	Score	
289	H	Fairleigh Dickinson	22	9
289	H	Fairleigh Dickinson	15	3

X  
a  
v  
i  
e  
r

X  
a  
v  
i  
e  
r

Xavier

Troy

Average RPI Win: 155		WON-LOST	WINNING	LAST 10	STRENGTH OF	OPP. STRENGTH	TEAM	ADJ	CONF.	ADJ CONF.		
Average RPI Loss: 117		RECORD	PCT. RANK	GAMES	SCHEDULE	OF SCHEDULE	RPI	RPI	RPI	RPI		
DIV. I ONLY		26-21-0	.55319	104	6-4-0	124	120	109	.51699	109	9	9
DIV. I NON-CONF.		14-8-0	.63636	62	1-1-0	168	133	103	.52285	103	10	10
<hr/>												
TOTALS		RPI 1-25	RPI 26-50		W-L RECORDS	RPI 51-100		RPI 101-150		RPI 150+		
26-21-0	0-0-0		1-1-0		OVERALL	5-9-0		6-5-0		14-6-0		
14-10-0	0-0-0		0-0-0		HOME	2-4-0		3-3-0		9-3-0		
11-9-0	0-0-0		1-0-0		AWAY	2-4-0		3-2-0		5-3-0		
1-2-0	0-0-0		0-1-0		NEUTRAL	1-1-0		0-0-0		0-0-0		
<hr/>												
14-8-0	0-0-0		1-1-0		NON-CONFERENCE	1-0-0		6-5-0		6-2-0		
7-5-0	0-0-0		0-0-0		HOME	0-0-0		3-3-0		4-2-0		
6-2-0	0-0-0		1-0-		AWAY	0-0-0		3-2-0		2-0-0		
1-1-0	0-0-0		0-1-0		NEUTRAL	1-0-0		0-0-0		0-0-0		
<hr/>												
12-13-0	0-0-0		0-0-0		CONFERENCE	4-9-0		0-0-0		8-4-0		
7-5-0	0-0-0		0-0-0		HOME	2-4-0		0-0-0		5-1-0		
5-7-0	0-0-0		0-0-0		AWAY	2-4-0		0-0-0		3-3-0		
0-1-0	0-0-0		0-0-0		NEUTRAL	0-1-0		0-0-0		0-0-0		
<hr/>												
RPI S	Opponent	Score	RPI S	Opponent	Score	RPI S	Opponent	Score	RPI S	Opponent	Score	
			34 N	Southeastern La.	4 5	51 N	South Ala.	4 6	104 A	Jacksonville St.	10 5	
			37 A	Auburn	5 2	59 H	Louisiana	2 7	104 H	Jacksonville St.	3 4	
						59 H	Louisiana	7 5	108 H	Xavier	2 6	
						59 H	Louisiana	5 6	108 H	Xavier	2 1	
						63 A	Coastal Caro.	4 5	108 H	Xavier	2 8	
						63 A	Coastal Caro.	8 11	108 H	Xavier	5 2	
						63 A	Coastal Caro.	4 0	110 A	Samford	3 4	
						76 H	Ga. Southern	3 6	110 H	Samford	9 2	
						76 H	Ga. Southern	3 5	130 A	New Orleans	4 3	
						76 H	Ga. Southern	4 0	130 A	New Orleans	12 9	
						82 A	UT Arlington	13 5	130 A	New Orleans	2 3	
						82 A	UT Arlington	6 9	169 H	Alabama	12 11	
						82 A	UT Arlington	2 5	173 H	Appalachian St.	9 1	
						85 N	Seton Hall	6 3	173 H	Appalachian St.	2 12	
									173 H	Appalachian St.	11 3	
									183 A	UAB	4 2	
									183 H	UAB	1 6	
									192 H	Texas St.	4 3	
									192 H	Texas St.	6 3	
									192 H	Texas St.	4 0	
									200 A	Georgia St.	5 3	
									200 A	Georgia St.	2 3	
									200 A	Georgia St.	3 9	
									201 A	Alabama St.	6 4	
									216 A	Little Rock	3 10	
									216 A	Little Rock	6 3	
									216 A	Little Rock	7 6	
<hr/>												
			LAST 10 GAMES									
			173 H	Appalachian St.	11 3	63 A	Coastal Caro.	4 5	200 A	Georgia St.	3 9	
			173 H	Appalachian St.	2 12	63 A	Coastal Caro.	4 0	201 A	Alabama St.	6 4	
			173 H	Appalachian St.	9 1	37 A	Auburn	5 2	216 A	Little Rock	3 10	
			104 H	Jacksonville St.	3 4	192 H	Texas St.	6 3	216 A	Little Rock	6 3	
			63 A	Coastal Caro.	8 11	192 H	Texas St.	4 3	216 A	Little Rock	7 6	

Non-Div. I Games:

Troy

RPI	S	Opponent	Score	
273	H	Hofstra	16	7
273	H	Hofstra	7	1
273	H	Hofstra	5	9
273	H	Hofstra	4	0

Troy

T  
r  
o  
y

T  
r  
o  
y

Average RPI Win: 163		WON-LOST RECORD		WINNING PCT. RANK		LAST 10 GAMES		STRENGTH OF SCHEDULE		OPP. STRENGTH OF SCHEDULE		TEAM RPI		ADJ RPI		CONF. RPI		ADJ CONF. RPI				
DIV. I ONLY		27-21-0		.5625 97		5-5-0		151		81		110		.51686 110		11		11				
DIV. I NON-CONF.		19-11-0		.63333 64		2-1-0		171		39		85		.53108 85		15		15				
TOTALS		RPI 1-25		RPI 26-50		W-L RECORDS		RPI 51-100		RPI 101-150		RPI 150+										
27-21-0		2-1-0		1-7-0		OVERALL		2-1-0		5-7-0		17-5-0										
17-9-0		2-1-0		0-1-0		HOME		0-0-0		4-3-0		11-4-0										
10-12-0		0-0-0		1-6-0		AWAY		2-1-0		1-4-0		6-1-0										
0-0-0		0-0-0		0-0-0		NEUTRAL		0-0-0		0-0-0		0-0-0										
19-11-0		2-1-0		1-4-0		NON-CONFERENCE		2-1-0		1-2-0		13-3-0										
12-5-0		2-1-0		0-1-0		HOME		0-0-0		1-0-0		9-3-0										
7-6-0		0-0-0		1-0-		AWAY		2-1-0		0-2-0		4-0-0										
0-0-0		0-0-0		0-0-0		NEUTRAL		0-0-0		0-0-0		0-0-0										
8-10-0		0-0-0		0-3-0		CONFERENCE		0-0-0		4-5-0		4-2-0										
5-4-0		0-0-0		0-0-0		HOME		0-0-0		3-3-0		2-1-0										
3-6-0		0-0-0		0-3-0		AWAY		0-0-0		1-2-0		2-1-0										
0-0-0		0-0-0		0-0-0		NEUTRAL		0-0-0		0-0-0		0-0-0										
RPI	S	Opponent		Score		RPI	S	Opponent		Score		RPI	S	Opponent		Score						
21	H	Indiana		5	10	28	A	Florida St.		3	16	62	A	Kansas		4	6	101	H	Western Caro.	5	6
21	H	Indiana		5	3	28	A	Florida St.		0	8	62	A	Kansas		6	1	101	H	Western Caro.	7	0
21	H	Indiana		6	5	28	A	Florida St.		4	13	62	A	Kansas		8	6	101	H	Western Caro.	8	3
						37	A	Auburn		7	6							104	A	Jacksonville St.	5	9
						37	H	Auburn		15	16							109	A	Troy	2	9
						48	A	Mercer		2	4							109	H	Troy	4	3
						48	A	Mercer		6	9							123	H	Furman	4	3
						48	A	Mercer		1	7							123	H	Furman	1	4
																		123	H	Furman	2	3
																		145	A	Wofford	5	7
																		145	A	Wofford	8	2
																		145	A	Wofford	3	6
																		169	A	Alabama	10	3
																		183	A	UAB	5	1
																		183	H	UAB	3	9
																		198	H	Eastern Ill.	7	6
																		198	H	Eastern Ill.	4	1
																		198	H	Eastern Ill.	9	4
																		199	A	VMI	9	8
																		199	A	VMI	0	4
																		199	A	VMI	2	1
						LAST 10 GAMES																
						123	H	Furman		4	3	101	H	Western Caro.		5	6	201	A	Alabama St.	10	7
						123	H	Furman		2	3	101	H	Western Caro.		8	3	201	H	Alabama St.	14	4
						123	H	Furman		1	4	201	H	Alabama St.		14	4	204	H	Eastern Mich.	7	3
						183	H	UAB		3	9	295	A	Alabama A&M		31	1	204	H	Eastern Mich.	4	3
						101	H	Western Caro.		7	0	145	A	Wofford		3	6	204	H	Eastern Mich.	3	8
																		205	H	UNC Asheville	6	2

Non-Div. I Games:

Samford



RPI	S	Opponent	Score	
205	H	UNC Asheville	4	6
205	H	UNC Asheville	4	1
236	H	The Citadel	1	0
236	H	The Citadel	6	8
236	H	The Citadel	7	4
295	A	Alabama A&M	31	1
295	H	Alabama A&M	11	3

Samford

S  
a  
m  
f  
o  
r  
d

S  
a  
m  
f  
o  
r  
d

[illegible]

**Non-Div. I Games:**

Marshall

RPI	S	Opponent	Score	
253	H	Western Ky.	10	9
284	H	Lehigh	3	0
284	H	Lehigh	6	4
284	H	Lehigh	10	6

Marshall

M  
a  
r  
s  
h  
a  
l  
l

M  
a  
r  
s  
h  
a  
l  
l

Average RPI Win:		205	WON-LOST RECORD		WINNING PCT. RANK	LAST 10 GAMES		STRENGTH OF SCHEDULE		OPP. STRENGTH OF SCHEDULE	TEAM RPI	ADJ RPI	CONF. RPI	ADJ CONF. RPI			
Average RPI Loss:		81															
DIV. I ONLY			27-19-0		.58696	84		5-4-0		162	166	112	.51673	112	25	25	
DIV. I NON-CONF.			13-15-0		.46429	175		1-1-0		102	50	140	.50564	140	26	26	
TOTALS		RPI 1-25		RPI 26-50		W-L RECORDS		RPI 51-100		RPI 101-150		RPI 150+					
27-19-0		0-5-0		1-2-0		OVERALL		5-4-0		3-7-0		18-1-0					
15-8-0		0-1-0		0-1-0		HOME		3-1-0		2-5-0		10-0-0					
12-9-0		0-3-0		1-0-0		AWAY		2-3-0		1-2-0		8-1-0					
0-2-0		0-1-0		0-1-0		NEUTRAL		0-0-0		0-0-0		0-0-0					
13-15-0		0-5-0		1-2-0		NON-CONFERENCE		5-4-0		3-4-0		4-0-0					
9-5-0		0-1-0		0-1-0		HOME		3-1-0		2-2-0		4-0-0					
4-8-0		0-3-0		1-0-		AWAY		2-3-0		1-2-0		0-0-0					
0-2-0		0-1-0		0-1-0		NEUTRAL		0-0-0		0-0-0		0-0-0					
14-4-0		0-0-0		0-0-0		CONFERENCE		0-0-0		0-3-0		14-1-0					
6-3-0		0-0-0		0-0-0		HOME		0-0-0		0-3-0		6-0-0					
8-1-0		0-0-0		0-0-0		AWAY		0-0-0		0-0-0		8-1-0					
0-0-0		0-0-0		0-0-0		NEUTRAL		0-0-0		0-0-0		0-0-0					
RPI	S	Opponent		Score		RPI	S	Opponent		Score		RPI	S	Opponent		Score	
3	A	Texas Tech		1	16	40	A	New Mexico		12	5	61	A	BYU		8	6
3	H	Texas Tech		4	15	40	H	New Mexico		3	5	64	A	Utah		1	5
3	N	Texas Tech		4	6	40	N	New Mexico		2	8	64	A	Utah		1	5
10	A	Arizona		2	11							64	A	Utah		3	0
10	A	Arizona		3	6							67	H	Yale		16	5
												67	H	Yale		7	3
												67	H	Yale		1	3
												67	H	Yale		18	5
												89	A	Arizona St.		5	12

Non-Div. I Games: Benedictine Mesa 8 6 Sul Ross St. 19 9 Benedictine Mesa 10 7 New Mexico St.

RPI	S	Opponent	Score	
297	H	Mt. St. Mary's	13	2
297	H	Mt. St. Mary's	29	1

New Mexico St.

N  
e  
w  
M  
e  
x  
i  
c  
o  
S  
t  
.

N  
e  
w  
M  
e  
x  
i  
c  
o  
S  
t  
.

Average RPI Win: 160		WON-LOST RECORD	WINNING PCT. RANK	LAST 10 GAMES	STRENGTH OF SCHEDULE	OPP. STRENGTH OF SCHEDULE	TEAM RPI	ADJ RPI		CONF. RPI	ADJ CONF. RPI			
Average RPI Loss: 149														
DIV. I ONLY		26-20-0	.56522	96	8-2-0	201	111	113	.5155	113	7	7		
DIV. I NON-CONF.		16-12-0	.57143	104	4-0-0	218	218	119	.51528	119	7	7		
<hr/>														
TOTALS		RPI 1-25	RPI 26-50		W-L RECORDS	RPI 51-100		RPI 101-150		RPI 150+				
26-20-0		2-2-0	0-0-0		OVERALL	3-4-0		10-3-0		11-11-0				
10-6-0		2-1-0	0-0-0		HOME	1-0-0		5-1-0		2-4-0				
16-14-0		0-1-0	0-0-0		AWAY	2-4-0		5-2-0		9-7-0				
0-0-0		0-0-0	0-0-0		NEUTRAL	0-0-0		0-0-0		0-0-0				
16-12-0		0-1-0	0-0-0		NON-CONFERENCE	1-0-0		5-2-0		10-9-0				
4-3-0		0-0-0	0-0-0		HOME	1-0-0		2-1-0		1-2-0				
12-9-0		0-1-0	0-0-		AWAY	0-0-0		3-1-0		9-7-0				
0-0-0		0-0-0	0-0-0		NEUTRAL	0-0-0		0-0-0		0-0-0				
10-8-0		2-1-0	0-0-0		CONFERENCE	2-4-0		5-1-0		1-2-0				
6-3-0		2-1-0	0-0-0		HOME	0-0-0		3-0-0		1-2-0				
4-5-0		0-0-0	0-0-0		AWAY	2-4-0		2-1-0		0-0-0				
0-0-0		0-0-0	0-0-0		NEUTRAL	0-0-0		0-0-0		0-0-0				
RPI	S	Opponent	Score		RPI	S	Opponent	Score		RPI	S	Opponent	Score	
6	A	Louisville	2	13						125	H	Illinois	4	1
21	H	Indiana	9	14						125	H	Illinois	2	1
21	H	Indiana	6	5						125	H	Illinois	4	2
21	H	Indiana	7	3						127	A	Southeast Mo. St.	13	5
										127	A	Southeast Mo. St.	7	17
										127	A	Southeast Mo. St.	4	0
										136	A	Ball St.	16	4
										136	H	Ball St.	3	5
										148	H	Saint Louis	4	3
										148	H	Saint Louis	5	2
										150	A	Ohio St.	6	1
										150	A	Ohio St.	2	1
										150	A	Ohio St.	2	13
										168	A	Indiana St.	10	7
										168	H	Indiana St.	2	5
										174	A	CSUN	4	5
										174	A	CSUN	1	4
										174	A	CSUN	8	16
										174	A	CSUN	9	3
										192	A	Texas St.	5	14
										192	A	Texas St.	12	8
										192	A	Texas St.	11	13
										192	A	Texas St.	9	3
										216	A	Little Rock	0	2
										216	A	Little Rock	6	4
										216	A	Little Rock	0	13
										220	H	Valparaiso	1	5
LAST 10 GAMES														
226	H	Northwestern	7	8	296	H	Fort Wayne	18	0	192	A	Texas St.	9	3
226	H	Northwestern	2	1	125	H	Illinois	2	1	216	A	Little Rock	0	2
226	H	Northwestern	2	7	125	H	Illinois	4	1	216	A	Little Rock	6	4
148	H	Saint Louis	4	3	125	H	Illinois	4	2	216	A	Little Rock	0	13
148	H	Saint Louis	5	2	168	A	Indiana St.	10	7	220	H	Valparaiso	1	5

Non-Div. I Games:

Purdue

Purdue

Average RPI Win:	141	WON-LOST RECORD	WINNING PCT. RANK	LAST 10 GAMES	STRENGTH OF SCHEDULE	OPP. STRENGTH OF SCHEDULE	TEAM RPI	ADJ RPI	CONF. RPI	ADJ CONF. RPI		
DIV. I ONLY		22-22-0	.5	146	6-4-0	102	71	114	.51494	114	4	4
DIV. I NON-CONF.		14-9-0	.6087	78	0-1-0	112	249	83	.53178	83	3	3
<hr/>												
TOTALS	RPI 1-25	RPI 26-50		W-L RECORDS		RPI 51-100		RPI 101-150		RPI 150+		
22-22-0	1-3-0	0-0-0		OVERALL		9-15-0		3-0-0		9-4-0		
16-6-0	1-2-0	0-0-0		HOME		4-3-0		3-0-0		8-1-0		
6-16-0	0-1-0	0-0-0		AWAY		5-12-0		0-0-0		1-3-0		
0-0-0	0-0-0	0-0-0		NEUTRAL		0-0-0		0-0-0		0-0-0		
14-9-0	0-1-0	0-0-0		NON-CONFERENCE		2-4-0		3-0-0		9-4-0		
11-2-0	0-0-0	0-0-0		HOME		0-1-0		3-0-0		8-1-0		
3-7-0	0-1-0	0-0-		AWAY		2-3-0		0-0-0		1-3-0		
0-0-0	0-0-0	0-0-0		NEUTRAL		0-0-0		0-0-0		0-0-0		
8-13-0	1-2-0	0-0-0		CONFERENCE		7-11-0		0-0-0		0-0-0		
5-4-0	1-2-0	0-0-0		HOME		4-2-0		0-0-0		0-0-0		
3-9-0	0-0-0	0-0-0		AWAY		3-9-0		0-0-0		0-0-0		
0-0-0	0-0-0	0-0-0		NEUTRAL		0-0-0		0-0-0		0-0-0		
RPI S	Opponent	Score	RPI S	Opponent	Score	RPI S	Opponent	Score	RPI S	Opponent	Score	
10 H	Arizona	5 19				54 H	Washington	1 7	143 H	SFA	10 5	
10 H	Arizona	5 6				54 H	Washington	5 4	143 H	SFA	7 3	
10 H	Arizona	9 3				54 H	Washington	6 3	143 H	SFA	4 2	
25 A	Long Beach St.	7 8				64 A	Utah	10 1	174 H	CSUN	1 3	
						64 A	Utah	5 4	174 H	CSUN	11 7	
						64 A	Utah	1 2	174 H	CSUN	3 0	
						66 H	Oregon	2 8	174 H	CSUN	6 4	
						66 H	Oregon	6 5	229 A	Sacramento St.	4 3	
						66 H	Oregon	2 1	229 A	Sacramento St.	4 6	
						70 A	Loyola Marymount	3 7	229 A	Sacramento St.	2 10	
						70 A	Loyola Marymount	7 4	249 A	Pacific	8 14	
						70 A	Loyola Marymount	6 3	259 H	Utah Valley	10 0	
						70 A	Loyola Marymount	5 18	259 H	Utah Valley	9 2	
						73 A	California	2 7	259 H	Utah Valley	8 4	
						73 A	California	2 12	259 H	Utah Valley	9 3	
						73 A	California	5 9	278 H	Seattle U	9 4	
						80 A	Gonzaga	4 9				
						80 H	Gonzaga	3 7				
						89 A	Arizona St.	4 5				
						89 A	Arizona St.	5 6				
<hr/>												
LAST 10 GAMES												
66 H Oregon						6 5						
66 H Oregon						2 1						
66 H Oregon						2 8						
64 A Utah						5 4						
64 A Utah						10 1						

**Non-Div. I Games:**

Washington St.



RPI	S	Opponent	Score	
89	A	Arizona St.	7	10
97	A	Southern California	2	4
97	A	Southern California	3	12
97	A	Southern California	4	1

64	A	Utah	1	2
80	H	Gonzaga	3	7
54	H	Washington	1	7
54	H	Washington	6	3
54	H	Washington	5	4

W  
a  
s  
h  
i  
n  
g  
t  
o  
n  
s  
t  
.

W  
a  
s  
h  
i  
n  
g  
t  
o  
n  
s  
t  
.

Average RPI Win:	165	WON-LOST RECORD	WINNING PCT. RANK	LAST 10 GAMES	STRENGTH OF SCHEDULE	OPP. STRENGTH OF SCHEDULE	TEAM RPI	ADJ RPI	CONF. RPI	ADJ CONF. RPI	
DIV. I ONLY	21-17-0	.55263	106	5-5-0	183	217	115	.5129	115	13	13
DIV. I NON-CONF.	12-6-0	.66667	44	1-0-0	108	278	31	.57155	31	9	9
<hr/>											
TOTALS	RPI 1-25	RPI 26-50		W-L RECORDS		RPI 51-100		RPI 101-150		RPI 150+	
21-17-0	0-0-0	2-0-0		OVERALL		2-1-0		4-2-0		13-14-0	
5-6-0	0-0-0	1-0-0		HOME		1-1-0		0-0-0		3-5-0	
14-11-0	0-0-0	1-0-0		AWAY		0-0-0		4-2-0		9-9-0	
2-0-0	0-0-0	0-0-0		NEUTRAL		1-0-0		0-0-0		1-0-0	
<hr/>											
12-6-0	0-0-0	2-0-0		NON-CONFERENCE		1-0-0		0-0-0		9-6-0	
1-0-0	0-0-0	1-0-0		HOME		0-0-0		0-0-0		0-0-0	
9-6-0	0-0-0	1-0-		AWAY		0-0-0		0-0-0		8-6-0	
2-0-0	0-0-0	0-0-0		NEUTRAL		1-0-0		0-0-0		1-0-0	
<hr/>											
9-11-0	0-0-0	0-0-0		CONFERENCE		1-1-0		4-2-0		4-8-0	
4-6-0	0-0-0	0-0-0		HOME		1-1-0		0-0-0		3-5-0	
5-5-0	0-0-0	0-0-0		AWAY		0-0-0		4-2-0		1-3-0	
0-0-0	0-0-0	0-0-0		NEUTRAL		0-0-0		0-0-0		0-0-0	
<hr/>											
RPI S	Opponent	Score	RPI S	Opponent	Score	RPI S	Opponent	Score	RPI S	Opponent	Score
			41 A	Binghamton	10 2	67 H	Yale	6 4	124 A	Dartmouth	2 0
			41 H	Binghamton	6 4	67 H	Yale	2 7	124 A	Dartmouth	0 5
						91 N	Michigan St.	2 1	128 A	Columbia	9 5
									128 A	Columbia	8 7
									128 A	Columbia	7 8
									128 A	Columbia	12 6
									177 A	Princeton	5 9
									177 A	Princeton	7 9
									177 H	Princeton	5 1
									177 H	Princeton	13 1
									184 A	Navy	8 5
									184 A	Navy	7 8
									184 A	Navy	5 2
									185 A	Harvard	9 5
									185 A	Harvard	5 7
									188 H	Penn	0 5
									188 H	Penn	2 3
									188 H	Penn	0 4
									188 H	Penn	2 0
									191 A	Georgetown	1 3
									208 A	George Mason	4 11
									208 A	George Mason	9 3
									208 A	George Mason	7 3
									213 H	Brown	4 7
									213 H	Brown	1 8
									224 N	Campbell	3 2
									227 A	Penn St.	2 8
<hr/>											
			LAST 10 GAMES								
			177 H	Princeton	5 1	188 H	Penn	0 4	208 A	George Mason	7 3
			177 H	Princeton	13 1	188 H	Penn	2 3	213 H	Brown	4 7
			177 A	Princeton	7 9	188 H	Penn	0 5	213 H	Brown	1 8
			177 A	Princeton	5 9	188 H	Penn	2 0	224 N	Campbell	3 2
			41 A	Binghamton	10 2	128 A	Columbia	9 5	227 A	Penn St.	2 8

Non-Div. I Games:

Cornell

Cornell

Average RPI Win: 127		WON-LOST	WINNING	LAST 10	STRENGTH OF		OPP. STRENGTH	TEAM	ADJ	CONF.	ADJ CONF.
Average RPI Loss: 104		RECORD	PCT. RANK	GAMES	SCHEDULE		OF SCHEDULE	RPI	RPI	RPI	RPI
DIV. I ONLY		21-25-0	.45652	189	5-5-0		87	79	116	.51287	116
DIV. I NON-CONF.		12-19-0	.3871	225	2-3-0		99	80	173	.48776	173
TOTALS		RPI 1-25	RPI 26-50		W-L RECORDS		RPI 51-100		RPI 101-150		RPI 150+
21-25-0		1-3-0	3-4-0		OVERALL		4-9-0		4-2-0		9-7-0
12-9-0		0-0-0	3-4-0		HOME		2-2-0		4-2-0		3-1-0
9-16-0		1-3-0	0-0-0		AWAY		2-7-0		0-0-0		6-6-0
0-0-0		0-0-0	0-0-0		NEUTRAL		0-0-0		0-0-0		0-0-0
12-19-0		0-1-0	1-3-0		NON-CONFERENCE		4-9-0		2-1-0		5-5-0
8-7-0		0-0-0	1-3-0		HOME		2-2-0		2-1-0		3-1-0
4-12-0		0-1-0	0-0-		AWAY		2-7-0		0-0-0		2-4-0
0-0-0		0-0-0	0-0-0		NEUTRAL		0-0-0		0-0-0		0-0-0
9-6-0		1-2-0	2-1-0		CONFERENCE		0-0-0		2-1-0		4-2-0
4-2-0		0-0-0	2-1-0		HOME		0-0-0		2-1-0		0-0-0
5-4-0		1-2-0	0-0-0		AWAY		0-0-0		0-0-0		4-2-0
0-0-0		0-0-0	0-0-0		NEUTRAL		0-0-0		0-0-0		0-0-0
RPI S	Opponent	Score	RPI S	Opponent	Score	RPI S	Opponent	Score	RPI S	Opponent	Score
12 A	Stanford	2 5	35 H	Cal St. Fullerton	13 6	52 A	UCLA	6 3	139 H	Hawaii	15 5
25 A	Long Beach St.	6 3	35 H	Cal St. Fullerton	4 7	52 A	UCLA	1 2	139 H	Hawaii	1 11
25 A	Long Beach St.	2 5	35 H	Cal St. Fullerton	8 4	52 A	UCLA	4 5	139 H	Hawaii	7 1
25 A	Long Beach St.	0 3	42 H	Nebraska	5 6	70 H	Loyola Marymount	0 4	146 H	Wichita St.	0 2
			42 H	Nebraska	3 2	70 H	Loyola Marymount	16 1	146 H	Wichita St.	3 0
			42 H	Nebraska	2 3	70 H	Loyola Marymount	5 6	146 H	Wichita St.	5 4
			42 H	Nebraska	4 6	73 A	California	1 8	151 A	UC Davis	9 6
						73 A	California	3 4	151 A	UC Davis	0 3
						73 A	California	6 4	151 A	UC Davis	4 1
						80 H	Gonzaga	6 1	162 A	CSU Bakersfield	10 2
						92 A	San Diego St.	0 2	162 H	CSU Bakersfield	9 7
						92 A	San Diego St.	4 6	163 A	UC Irvine	6 5
						92 A	San Diego St.	0 5	163 A	UC Irvine	3 2
									163 A	UC Irvine	2 3
									179 A	Fresno St.	8 12
									179 H	Fresno St.	3 6
									211 H	Pepperdine	5 3
									249 A	Pacific	3 8
									249 A	Pacific	0 16
									249 A	Pacific	0 2
									263 A	Santa Clara	11 7
									263 H	Santa Clara	15 0
LAST 10 GAMES											
25 A	Long Beach St.	2 5	52 A	UCLA	6 3						
25 A	Long Beach St.	6 3	52 A	UCLA	1 2						
25 A	Long Beach St.	0 3	179 H	Fresno St.	3 6						
211 H	Pepperdine	5 3	35 H	Cal St. Fullerton	8 4						
52 A	UCLA	4 5	35 H	Cal St. Fullerton	13 6						

Non-Div. I Games:

Cal Poly

Average RPI Win: 157		WON-LOST RECORD	WINNING PCT. RANK	LAST 10 GAMES	STRENGTH OF SCHEDULE	OPP. STRENGTH OF SCHEDULE	TEAM RPI	ADJ RPI	CONF. RPI	ADJ CONF. RPI				
Average RPI Loss: 66														
DIV. I ONLY		23-23-0	.5	146	5-5-0	86	62	117	.51273	117	3	3		
DIV. I NON-CONF.		14-8-0	.63636	62	2-0-0	179	174	134	.50803	134	4	4		
<hr/>														
TOTALS		RPI 1-25		RPI 26-50		W-L RECORDS		RPI 51-100		RPI 101-150		RPI 150+		
23-23-0		3-8-0		0-0-0		OVERALL		3-11-0		3-3-0		14-1-0		
17-10-0		1-2-0		0-0-0		HOME		1-4-0		3-3-0		12-1-0		
6-9-0		2-4-0		0-0-0		AWAY		2-5-0		0-0-0		2-0-0		
0-4-0		0-2-0		0-0-0		NEUTRAL		0-2-0		0-0-0		0-0-0		
<hr/>														
14-8-0		0-2-0		0-0-0		NON-CONFERENCE		0-5-0		0-0-0		14-1-0		
12-3-0		0-0-0		0-0-0		HOME		0-2-0		0-0-0		12-1-0		
2-1-0		0-0-0		0-0-		AWAY		0-1-0		0-0-0		2-0-0		
0-4-0		0-2-0		0-0-0		NEUTRAL		0-2-0		0-0-0		0-0-0		
<hr/>														
9-15-0		3-6-0		0-0-0		CONFERENCE		3-6-0		3-3-0		0-0-0		
5-7-0		1-2-0		0-0-0		HOME		1-2-0		3-3-0		0-0-0		
4-8-0		2-4-0		0-0-0		AWAY		2-4-0		0-0-0		0-0-0		
0-0-0		0-0-0		0-0-0		NEUTRAL		0-0-0		0-0-0		0-0-0		
<hr/>														
RPI	S	Opponent	Score		RPI	S	Opponent	Score		RPI	S	Opponent	Score	
1	N	Oregon St.	3	6						56	A	Liberty	4	8
1	N	Oregon St.	2	11						71	A	Miami (FL)	0	7
6	A	Louisville	5	7						71	A	Miami (FL)	5	2
6	A	Louisville	5	3						71	A	Miami (FL)	7	9
6	A	Louisville	0	10						80	N	Gonzaga	1	6
8	A	Virginia	19	3						80	N	Gonzaga	1	4
8	A	Virginia	6	13						86	H	Boston College	1	3
8	A	Virginia	6	13						86	H	Boston College	9	2
11	H	Wake Forest	4	8						86	H	Boston College	6	15
11	H	Wake Forest	7	3						87	H	East Carolina	4	9
11	H	Wake Forest	2	11						93	A	Notre Dame	4	5
										93	A	Notre Dame	14	1
										93	A	Notre Dame	2	3
										97	H	Southern California	0	2

Non-Div. I Games:

Duke

Average RPI Win: 174		WON-LOST RECORD		WINNING PCT. RANK		LAST 10 GAMES		STRENGTH OF SCHEDULE		OPP. STRENGTH OF SCHEDULE		TEAM RPI		ADJ RPI		CONF. RPI		ADJ CONF. RPI	
DIV. I ONLY		24-23-0		.51064 141		4-6-0		56		225		118		.51217 118		27		27	
DIV. I NON-CONF.		12-14-0		.46154 176		2-3-0		2		225		67		.5409 67		29		29	
TOTALS		RPI 1-25		RPI 26-50		W-L RECORDS		RPI 51-100		RPI 101-150		RPI 150+							
24-23-0		1-3-0		2-3-0		OVERALL		4-6-0		2-1-0		15-10-0							
18-11-0		0-0-0		2-0-0		HOME		2-3-0		2-1-0		12-7-0							
6-12-0		1-3-0		0-3-0		AWAY		2-3-0		0-0-0		3-3-0							
0-0-0		0-0-0		0-0-0		NEUTRAL		0-0-0		0-0-0		0-0-0							
12-14-0		1-3-0		2-3-0		NON-CONFERENCE		0-4-0		2-1-0		7-3-0							
11-6-0		0-0-0		2-0-0		HOME		0-2-0		2-1-0		7-3-0							
1-8-0		1-3-0		0-0-		AWAY		0-2-0		0-0-0		0-0-0							
0-0-0		0-0-0		0-0-0		NEUTRAL		0-0-0		0-0-0		0-0-0							
12-9-0		0-0-0		0-0-0		CONFERENCE		4-2-0		0-0-0		8-7-0							
7-5-0		0-0-0		0-0-0		HOME		2-1-0		0-0-0		5-4-0							
5-4-0		0-0-0		0-0-0		AWAY		2-1-0		0-0-0		3-3-0							
0-0-0		0-0-0		0-0-0		NEUTRAL		0-0-0		0-0-0		0-0-0							
RPI	S	Opponent		Score		RPI	S	Opponent		Score		RPI	S	Opponent		Score			
4	A	Florida		7	8	37	A	Auburn		8	12	79	A	Bethune-Cookman		11	6		
23	A	South Fla.		1	7	48	A	Mercer		2	9	79	A	Bethune-Cookman		1	5		
23	A	South Fla.		1	11	48	A	Mercer		5	11	79	A	Bethune-Cookman		4	3		
23	A	South Fla.		3	2	48	H	Mercer		10	7	79	H	Bethune-Cookman		3	1		
						48	H	Mercer		9	6	79	H	Bethune-Cookman		10	9		
												79	H	Bethune-Cookman		1	8		
												84	A	Jacksonville		6	10		
												84	H	Jacksonville		5	12		
												94	A	North Florida		5	6		
												94	H	North Florida		2	9		
														145 H Wofford		17	4		
														145 H Wofford		2	3		
														145 H Wofford		8	7		
														175 H George Washington		3	2		
														175 H George Washington		6	5		
														175 H George Washington		2	1		
														186 H N.C. A&T		1	7		
														186 H N.C. A&T		3	4		
														186 H N.C. A&T		10	0		
														187 H ETSU		7	3		
														187 H ETSU		13	12		
														187 H ETSU		8	10		
														201 H Alabama St.		5	6		
														219 H Jackson St.		7	9		
														219 H Jackson St.		7	4		
														219 H Jackson St.		4	3		
														248 A N.C. Central		17	5		
														248 A N.C. Central		0	8		
														248 A N.C. Central		6	13		
														248 H N.C. Central		5	4		
														248 H N.C. Central		1	5		
														248 H N.C. Central		7	14		
														288 A Savannah St.		11	16		
														288 A Savannah St.		4	3		
														288 A Savannah St.		11	1		
														288 H Savannah St.		4	3		
														288 H Savannah St.		15	6		
LAST 10 GAMES				248 H N.C. Central				7	14	219 H Jackson St.				7	9	288 A Savannah St.			
				248 H N.C. Central				5	4	219 H Jackson St.				7	4	288 A Savannah St.			
				248 H N.C. Central				1	5	219 H Jackson St.				4	3	288 A Savannah St.			
				94 H North Florida				2	9	288 A Savannah St.				11	16	288 H Savannah St.			
				4 A Florida				7	8	288 A Savannah St.				11	1	288 H Savannah St.			

Non-Div. I Games:

Florida A&amp;M

RPI	S	Opponent	Score
288	H	Savannah St.	7 5

Florida A&M

Average RPI Win:		184	WON-LOST RECORD		WINNING PCT. RANK		LAST 10 GAMES		STRENGTH OF SCHEDULE		OPP. STRENGTH OF SCHEDULE		TEAM RPI		ADJ RPI		CONF. RPI		ADJ CONF. RPI					
DIV. I ONLY			28-21-0		.57143		92		5-5-0		178		125		119		.51192		119		12		12	
DIV. I NON-CONF.			15-8-0		.65217		55		3-2-0		141		167		70		.54045		70		13		13	
TOTALS		RPI 1-25		RPI 26-50		W-L RECORDS		RPI 51-100		RPI 101-150		RPI 150+												
28-21-0		1-2-0		1-2-0		OVERALL		3-5-0		4-4-0		19-8-0												
20-6-0		0-0-0		0-0-0		HOME		1-0-0		3-2-0		16-4-0												
8-15-0		1-2-0		1-2-0		AWAY		2-5-0		1-2-0		3-4-0												
0-0-0		0-0-0		0-0-0		NEUTRAL		0-0-0		0-0-0		0-0-0												
15-8-0		1-2-0		0-0-0		NON-CONFERENCE		3-2-0		2-0-0		9-4-0												
11-2-0		0-0-0		0-0-0		HOME		1-0-0		2-0-0		8-2-0												
4-6-0		1-2-0		0-0-		AWAY		2-2-0		0-0-0		1-2-0												
0-0-0		0-0-0		0-0-0		NEUTRAL		0-0-0		0-0-0		0-0-0												
13-13-0		0-0-0		1-2-0		CONFERENCE		0-3-0		2-4-0		10-4-0												
9-4-0		0-0-0		0-0-0		HOME		0-0-0		1-2-0		8-2-0												
4-9-0		0-0-0		1-2-0		AWAY		0-3-0		1-2-0		2-2-0												
0-0-0		0-0-0		0-0-0		NEUTRAL		0-0-0		0-0-0		0-0-0												
RPI	S	Opponent		Score		RPI	S	Opponent		Score		RPI	S	Opponent		Score								
14	A	LSU		4	10	34	A	Southeastern La.		5	6	125	H	Illinois		15	9							
15	A	Baylor		11	1	34	A	Southeastern La.		13	5	125	H	Illinois		2	1							
22	A	Texas		5	9	34	A	Southeastern La.		1	4	60	A	Oklahoma St.		7	6							
												60	A	Oklahoma St.		5	6							
												60	A	Oklahoma St.		6	2							
												72	A	Sam Houston St.		4	6							
												72	A	Sam Houston St.		4	9							
												72	A	Sam Houston St.		1	3							
												125	H	Nicholls St.		0	2							
												125	H	Nicholls St.		4	5							
												125	H	Nicholls St.		7	5							
												160	H	Fairfield		2	6							
												160	H	Fairfield		19	9							
												160	H	Fairfield		5	1							
												160	H	Fairfield		6	7							
												189	H	A&M-Corpus Christi		8	2							
												189	H	A&M-Corpus Christi		6	4							
												189	H	A&M-Corpus Christi		4	2							
												223	A	Northwestern St.		9	11							
												223	H	Northwestern St.		12	6							
												233	A	UTRGV		1	3							
												233	A	UTRGV		5	1							
												233	A	UTRGV		5	6							
												234	H	Milwaukee		6	0							
												234	H	Milwaukee		2	1							
												262	A	Abilene Christian		13	8							
												262	A	Abilene Christian		0	9							
												262	A	Abilene Christian		13	8							
												262	A	Abilene Christian		0	9							

Non-Div. I Games:

Lamar University



RPI	S	Opponent	Score	
262	A	Abilene Christian	17	11
270	H	Incarnate Word	5	2
270	H	Incarnate Word	3	1
270	H	Incarnate Word	9	6
272	H	Texas Southern	3	2
272	H	Texas Southern	5	2
276	H	Grambling	11	2
285	H	Prairie View	15	7

Lamar University

L  
a  
m  
a  
r  
U  
n  
i  
v  
e  
r  
s  
i  
t  
y

L  
a  
m  
a  
r  
U  
n  
i  
v  
e  
r  
s  
i  
t  
y

[illegible]

**Non-Div. I Games:**

Middle Tenn.

Average RPI Win: 188		WON-LOST RECORD		WINNING PCT. RANK		LAST 10 GAMES		STRENGTH OF SCHEDULE		OPP. STRENGTH OF SCHEDULE		TEAM RPI		ADJ RPI		CONF. RPI		ADJ CONF. RPI	
DIV. I ONLY		24-22-0		.52174 135		7-3-0		131		158		121		.5115 121		25		25	
DIV. I NON-CONF.		6-19-0		.24 269		0-2-0		80		19		225		.46629 225		26		26	
TOTALS		RPI 1-25		RPI 26-50		W-L RECORDS		RPI 51-100		RPI 101-150		RPI 150+							
24-22-0		0-5-0		1-1-0		OVERALL		3-5-0		4-5-0		16-6-0							
14-7-0		0-1-0		0-0-0		HOME		2-3-0		1-2-0		11-1-0							
10-14-0		0-3-0		1-1-0		AWAY		1-2-0		3-3-0		5-5-0							
0-1-0		0-1-0		0-0-0		NEUTRAL		0-0-0		0-0-0		0-0-0							
6-19-0		0-5-0		1-1-0		NON-CONFERENCE		3-5-0		1-5-0		1-3-0							
3-6-0		0-1-0		0-0-0		HOME		2-3-0		1-2-0		0-0-0							
3-12-0		0-3-0		1-0-		AWAY		1-2-0		0-3-0		1-3-0							
0-1-0		0-1-0		0-0-0		NEUTRAL		0-0-0		0-0-0		0-0-0							
18-3-0		0-0-0		0-0-0		CONFERENCE		0-0-0		3-0-0		15-3-0							
11-1-0		0-0-0		0-0-0		HOME		0-0-0		0-0-0		11-1-0							
7-2-0		0-0-0		0-0-0		AWAY		0-0-0		3-0-0		4-2-0							
0-0-0		0-0-0		0-0-0		NEUTRAL		0-0-0		0-0-0		0-0-0							
RPI	S	Opponent		Score		RPI	S	Opponent		Score		RPI	S	Opponent		Score			
10	A	Arizona		2	3	40	A	New Mexico		3	22	60	H	Oklahoma St.		5	6		
10	H	Arizona		3	7	40	A	New Mexico		6	1	60	H	Oklahoma St.		4	0		
18	A	Arkansas		2	11					60	H	Oklahoma St.		6	1	112	A	New Mexico St.	
18	A	Arkansas		1	6					62	H	Kansas		4	9	112	A	New Mexico St.	
25	N	Long Beach St.		1	9					62	H	Kansas		3	7	112	A	New Mexico St.	
										68	A	Saint Mary's (CA)		6	4	146	A	Wichita St.	
										68	A	Saint Mary's (CA)		6	8	146	A	Wichita St.	
										68	A	Saint Mary's (CA)		11	12	146	A	Wichita St.	
																147	H	San Francisco	
																147	H	San Francisco	
																147	H	San Francisco	
																162	H	CSU Bakersfield	
																162	H	CSU Bakersfield	
																162	H	CSU Bakersfield	
																211	A	Pepperdine	
																211	A	Pepperdine	
																229	A	Sacramento St.	
																229	A	Sacramento St.	
																229	A	Sacramento St.	
																233	H	UTRGV	
																233	H	UTRGV	
																233	H	UTRGV	
																237	A	UNLV	
																237	A	UNLV	
																265	H	Northern Colo.	
																265	H	Northern Colo.	
																265	H	Northern Colo.	
																278	H	Seattle U	
																278	H	Seattle U	

Non-Div. I Games:

Grand Canyon

## Grand Canyon

Average RPI Win:	204	WON-LOST	WINNING	LAST 10	STRENGTH OF	OPP. STRENGTH	TEAM	ADJ	CONF.	ADJ CONF.					
Average RPI Loss:	149	RECORD	PCT. RANK	GAMES	SCHEDULE	OF SCHEDULE	RPI	RPI	RPI	RPI					
DIV. I ONLY		29-18-0	.61702	63	4-6-0	199	215	122	.51148	122	17	17			
DIV. I NON-CONF.		15-9-0	.625	68	1-2-0	210	258	129	.50935	129	20	20			
<hr/>															
TOTALS	RPI 1-25	RPI 26-50		W-L RECORDS		RPI 51-100		RPI 101-150		RPI 150+					
29-18-0	1-2-0	0-0-0		OVERALL		1-2-0		4-4-0		23-10-0					
19-4-0	0-0-0	0-0-0		HOME		0-0-0		3-1-0		16-3-0					
7-12-0	1-2-0	0-0-0		AWAY		0-0-0		1-3-0		5-7-0					
3-2-0	0-0-0	0-0-0		NEUTRAL		1-2-0		0-0-0		2-0-0					
15-9-0	1-2-0	0-0-0		NON-CONFERENCE		1-2-0		0-2-0		13-3-0					
9-2-0	0-0-0	0-0-0		HOME		0-0-0		0-1-0		9-1-0					
3-5-0	1-2-0	0-0-		AWAY		0-0-0		0-1-0		2-2-0					
3-2-0	0-0-0	0-0-0		NEUTRAL		1-2-0		0-0-0		2-0-0					
14-9-0	0-0-0	0-0-0		CONFERENCE		0-0-0		4-2-0		10-7-0					
10-2-0	0-0-0	0-0-0		HOME		0-0-0		3-0-0		7-2-0					
4-7-0	0-0-0	0-0-0		AWAY		0-0-0		1-2-0		3-5-0					
0-0-0	0-0-0	0-0-0		NEUTRAL		0-0-0		0-0-0		0-0-0					
RPI S	Opponent	Score		RPI S	Opponent	Score		RPI S	Opponent	Score					
6 A	Louisville	2	20			84 N	Jacksonville	5	2	104 A	Jacksonville St.	1	8		
13 A	West Virginia	1	5			84 N	Jacksonville	0	6	104 A	Jacksonville St.	11	8		
16 A	Mississippi St.	13	8			88 N	Iowa	7	14	104 A	Jacksonville St.	3	10		
										111 A	Marshall	3	4		
										111 H	Marshall	11	13		
										127 H	Southeast Mo. St.	17	5		
										127 H	Southeast Mo. St.	3	2		
										127 H	Southeast Mo. St.	12	9		
										166 A	Belmont	4	3		
										166 A	Belmont	2	4		
										166 A	Belmont	6	5		
										176 A	Austin Peay	1	3		
										176 A	Austin Peay	12	3		
										198 H	Eastern Ill.	16	15		
										198 H	Eastern Ill.	8	9		
										198 H	Eastern Ill.	7	14		
										201 N	Alabama St.	7	5		
										201 N	Alabama St.	8	1		
										202 A	UT Martin	5	9		
										202 A	UT Martin	0	1		
										202 A	UT Martin	6	18		
				LAST 10 GAMES						217 H	SIUE	16	3		
				104 A	Jacksonville St.	1	8	198 H	Eastern Ill.	8	9	217 H	SIUE	16	4
				104 A	Jacksonville St.	11	8	198 H	Eastern Ill.	7	14	217 H	SIUE	28	15
				104 A	Jacksonville St.	3	10	111 H	Marshall	11	13	219 A	Jackson St.	5	10
				235 H	Ohio	15	14	230 A	Miami (OH)	0	8	219 A	Jackson St.	3	1
				198 H	Eastern Ill.	16	15	176 A	Austin Peay	12	3	228 H	Eastern Ky.	15	9

Non-Div. I Games: West Va. Tech 19 6

Morehead St.

More heads.  
st.

M  
o  
r  
e  
h  
e  
a  
d  
s  
t  
.

Morehead St.



RPI	S	Opponent	Score	
214	H	Monmouth	2	4
214	H	Monmouth	12	5
214	H	Monmouth	10	6
236	H	The Citadel	4	2
236	H	The Citadel	19	2
236	H	The Citadel	13	1
250	A	USC Upstate	7	4
250	H	USC Upstate	7	14
269	H	Dayton	9	3
269	H	Dayton	11	12
269	H	Dayton	9	7

Furman

F  
u  
r  
m  
a  
n

F  
u  
r  
m  
a  
n



Average RPI Win:	145	WON-LOST	WINNING	LAST 10	STRENGTH OF	OPP. STRENGTH	TEAM	ADJ	CONF.	ADJ CONF.	
Average RPI Loss:	143	RECORD	PCT. RANK	GAMES	SCHEDULE	OF SCHEDULE	RPI	RPI	RPI	RPI	
DIV. I ONLY	20-17-1	.53947	121	4-5-1	193	100	124	.51139	124	13	13
DIV. I NON-CONF.	9-8-1	.52778	126	1-0-1	186	34	95	.52658	95	9	9
<hr/>											
TOTALS	RPI 1-25	RPI 26-50		W-L RECORDS		RPI 51-100		RPI 101-150		RPI 150+	
20-17-1	0-0-0	2-1-0		OVERALL		4-5-0		4-2-0		10-9-1	
7-5-0	0-0-0	0-0-0		HOME		1-0-0		1-1-0		5-4-0	
11-11-1	0-0-0	2-1-0		AWAY		3-5-0		2-0-0		4-5-1	
2-1-0	0-0-0	0-0-0		NEUTRAL		0-0-0		1-1-0		1-0-0	
<hr/>											
9-8-1	0-0-0	2-1-0		NON-CONFERENCE		3-2-0		1-1-0		3-4-1	
1-1-0	0-0-0	0-0-0		HOME		1-0-0		0-0-0		0-1-0	
6-6-1	0-0-0	2-0-		AWAY		2-2-0		0-0-0		2-3-1	
2-1-0	0-0-0	0-0-0		NEUTRAL		0-0-0		1-1-0		1-0-0	
<hr/>											
11-9-0	0-0-0	0-0-0		CONFERENCE		1-3-0		3-1-0		7-5-0	
6-4-0	0-0-0	0-0-0		HOME		0-0-0		1-1-0		5-3-0	
5-5-0	0-0-0	0-0-0		AWAY		1-3-0		2-0-0		2-2-0	
0-0-0	0-0-0	0-0-0		NEUTRAL		0-0-0		0-0-0		0-0-0	
<hr/>											
RPI	S	Opponent	Score	RPI	S	Opponent	Score	RPI	S	Opponent	Score
				30	A	UCF	4 3				
				30	A	UCF	0 15				
				30	A	UCF	4 1				
								67	A	Yale	0 8
								67	A	Yale	1 6
								67	A	Yale	7 2
								67	A	Yale	3 11
								71	A	Miami (FL)	1 0
								71	A	Miami (FL)	2 3
								71	A	Miami (FL)	5 0
								79	A	Bethune-Cookman	2 9
								86	H	Boston College	8 3
					</						

Non-Div. I Games: Chicago 19 11 Southern Me. 9 1

Dartmouth

Average RPI Win: 149		WON-LOST RECORD		WINNING PCT. RANK		LAST 10 GAMES		STRENGTH OF SCHEDULE		OPP. STRENGTH OF SCHEDULE		TEAM RPI		ADJ RPI		CONF. RPI		ADJ CONF. RPI	
DIV. I ONLY		21-24-0		.46667 177		6-4-0		71		170		125		.51134 125		7		7	
DIV. I NON-CONF.		14-13-0		.51852 139		2-0-0		160		191		145		.50385 145		7		7	
TOTALS		RPI 1-25		RPI 26-50		W-L RECORDS		RPI 51-100		RPI 101-150		RPI 150+							
21-24-0		2-1-0		1-3-0		OVERALL		5-9-0		0-5-0		13-6-0							
10-9-0		2-1-0		0-0-0		HOME		0-3-0		0-0-0		8-5-0							
9-12-0		0-0-0		1-2-0		AWAY		4-5-0		0-5-0		4-0-0							
2-3-0		0-0-0		0-1-0		NEUTRAL		1-1-0		0-0-0		1-1-0							
14-13-0		0-0-0		0-1-0		NON-CONFERENCE		3-5-0		0-2-0		11-5-0							
6-4-0		0-0-0		0-0-0		HOME		0-0-0		0-0-0		6-4-0							
6-6-0		0-0-0		0-0-		AWAY		2-4-0		0-2-0		4-0-0							
2-3-0		0-0-0		0-1-0		NEUTRAL		1-1-0		0-0-0		1-1-0							
7-11-0		2-1-0		1-2-0		CONFERENCE		2-4-0		0-3-0		2-1-0							
4-5-0		2-1-0		0-0-0		HOME		0-3-0		0-0-0		2-1-0							
3-6-0		0-0-0		1-2-0		AWAY		2-1-0		0-3-0		0-0-0							
0-0-0		0-0-0		0-0-0		NEUTRAL		0-0-0		0-0-0		0-0-0							
RPI	S	Opponent		Score		RPI	S	Opponent		Score		RPI	S	Opponent		Score			
24	H	Maryland		4	9	29	N	Houston		5	11	55	A	Fla. Atlantic		2	16		
24	H	Maryland		8	6	36	A	Michigan		0	7	55	A	Fla. Atlantic		10	11		
24	H	Maryland		6	2	36	A	Michigan		7	5	55	A	Fla. Atlantic		14	4		
						36	A	Michigan		8	9	63	A	Coastal Caro.		0	6		
												63	A	Coastal Caro.		2	3		
												63	A	Coastal Caro.		7	6		
												69	N	Missouri		5	3		
												69	N	Missouri		6	7		
												74	A	Minnesota		14	1		
												74	A	Minnesota		9	5		
												74	A	Minnesota		4	5		
												91	H	Michigan St.		4	12		
												91	H	Michigan St.		1	12		
												91	H	Michigan St.		6	17		
														189 A A&M-Corpus Christi		15	14		
														196 H Toledo		4	10		
														196 H Toledo		11	5		
														215 H Western Mich.		13	3		
														226 H Northwestern		10	8		
														226 H Northwestern		4	11		
														226 H Northwestern		4	3		
														234 N Milwaukee		2	4		
														234 N Milwaukee		10	2		
														279 A Illinois St.		6	5		
														279 H Illinois St.		7	1		
LAST 10 GAMES																			
				24	H	Maryland		8	6	74	A	Minnesota		9	5	279	A	Illinois St.	
				24	H	Maryland		6	2	74	A	Minnesota		4	5	279	H	Illinois St.	
				24	H	Maryland		4	9	180	A	Bradley		8	6				
				182	A	Southern Ill.		6	5	113	A	Purdue		1	2				
				74	A	Minnesota		14	1	113	A	Purdue		1	4				

Non-Div. I Games:

Illinois

Average RPI Win:	138	WON-LOST	WINNING	LAST 10	STRENGTH OF	OPP. STRENGTH	TEAM	ADJ	CONF.	ADJ CONF.		
Average RPI Loss:	77	RECORD	PCT. RANK	GAMES	SCHEDULE	OF SCHEDULE	RPI	RPI	RPI	RPI		
DIV. I ONLY		20-27-0	.42553	208	2-8-0	65	41	126	.51046	126	3	3
DIV. I NON-CONF.		12-11-0	.52174	130	0-3-0	127	173	126	.51227	125	4	4
<hr/>												
TOTALS	RPI 1-25	RPI 26-50		W-L RECORDS		RPI 51-100		RPI 101-150		RPI 150+		
20-27-0	1-6-0	3-10-0		OVERALL		4-1-0		3-6-0		9-4-0		
12-11-0	1-3-0	3-7-0		HOME		4-0-0		2-0-0		2-1-0		
8-16-0	0-3-0	0-3-0		AWAY		0-1-0		1-6-0		7-3-0		
0-0-0	0-0-0	0-0-0		NEUTRAL		0-0-0		0-0-0		0-0-0		
12-11-0	0-1-0	0-4-0		NON-CONFERENCE		1-1-0		2-1-0		9-4-0		
5-6-0	0-1-0	0-4-0		HOME		1-0-0		2-0-0		2-1-0		
7-5-0	0-0-0	0-0-		AWAY		0-1-0		0-1-0		7-3-0		
0-0-0	0-0-0	0-0-0		NEUTRAL		0-0-0		0-0-0		0-0-0		
8-16-0	1-5-0	3-6-0		CONFERENCE		3-0-0		1-5-0		0-0-0		
7-5-0	1-2-0	3-3-0		HOME		3-0-0		0-0-0		0-0-0		
1-11-0	0-3-0	0-3-0		AWAY		0-0-0		1-5-0		0-0-0		
0-0-0	0-0-0	0-0-0		NEUTRAL		0-0-0		0-0-0		0-0-0		
RPI	S	Opponent	Score	RPI	S	Opponent	Score	RPI	S	Opponent	Score	
7	A	Clemson	1 12	28	H	Florida St.	17 0	86	H	Boston College	16 4	
7	A	Clemson	3 6	28	H	Florida St.	13 12	86	H	Boston College	10 6	
7	A	Clemson	3 8	28	H	Florida St.	2 9	86	H	Boston College	4 3	
8	H	Virginia	9 10	41	H	Binghamton	8 9	98	A	William & Mary	10 19	
8	H	Virginia	2 3	41	H	Binghamton	5 6	98	H	William & Mary	3 2	
8	H	Virginia	7 5	41	H	Binghamton	5 12					
13	H	West Virginia	6 8	41	H	Binghamton	1 2					
				47	A	North Carolina St.	6 8					
				47	A	North Carolina St.	2 14					
				47	A	North Carolina St.	2 5					
				49	H	Georgia Tech	4 6					
				49	H	Georgia Tech	3 13					
				49	H	Georgia Tech	8 4					
				LAST 10 GAMES								
				224	A	Campbell	2 7	49	H	Georgia Tech	4 6	
				47	A	North Carolina St.	2 14	49	H	Georgia Tech	3 13	
				47	A	North Carolina St.	6 8	49	H	Georgia Tech	8 4	
				47	A	North Carolina St.	2 5	187	A	ETSU	4 7	
				13	H	West Virginia	6 8	8	H	Virginia	7 5	

Non-Div. I Games:

Virginia Tech

Average RPI Win:	169	WON-LOST RECORD	WINNING PCT. RANK	LAST 10 GAMES	STRENGTH OF SCHEDULE	OPP. STRENGTH OF SCHEDULE	TEAM RPI	ADJ RPI	CONF. RPI	ADJ CONF. RPI			
DIV. I ONLY		24-22-0	.52174	135	4-6-0	110	226	127	.509	127	17	17	
DIV. I NON-CONF.		12-10-0	.54545	118	2-3-0	104	263	114	.51852	114	20	20	
<hr/>													
TOTALS	RPI 1-25	RPI 26-50		W-L RECORDS		RPI 51-100		RPI 101-150		RPI 150+			
24-22-0	1-0-0	0-0-0		OVERALL		3-3-0		5-9-0		15-10-0			
15-7-0	1-0-0	0-0-0		HOME		1-2-0		4-3-0		9-2-0			
8-14-0	0-0-0	0-0-0		AWAY		1-0-0		1-6-0		6-8-0			
1-1-0	0-0-0	0-0-0		NEUTRAL		1-1-0		0-0-0		0-0-0			
<hr/>													
12-10-0	1-0-0	0-0-0		NON-CONFERENCE		2-1-0		3-5-0		6-4-0			
7-3-0	1-0-0	0-0-0		HOME		0-0-0		2-2-0		4-1-0			
4-6-0	0-0-0	0-0-		AWAY		1-0-0		1-3-0		2-3-0			
1-1-0	0-0-0	0-0-0		NEUTRAL		1-1-0		0-0-0		0-0-0			
<hr/>													
12-12-0	0-0-0	0-0-0		CONFERENCE		1-2-0		2-4-0		9-6-0			
8-4-0	0-0-0	0-0-0		HOME		1-2-0		2-1-0		5-1-0			
4-8-0	0-0-0	0-0-0		AWAY		0-0-0		0-3-0		4-5-0			
0-0-0	0-0-0	0-0-0		NEUTRAL		0-0-0		0-0-0		0-0-0			
<hr/>													
RPI S	Opponent	Score		RPI S	Opponent	Score		RPI S	Opponent	Score			
17 H	Missouri St.	5	4										
						69 A	Missouri	6	5	104 H	Jacksonville St.	7	6
						81 H	Tennessee Tech	11	9	104 H	Jacksonville St.	1	0
						81 H	Tennessee Tech	4	8	104 H	Jacksonville St.	7	17
						81 H	Tennessee Tech	8	9	113 H	Purdue	5	13
						82 N	UT Arlington	3	5	113 H	Purdue	17	7
						82 N	UT Arlington	4	3	113 H	Purdue	0	4
										122 A	Morehead St.	9	12
										122 A	Morehead St.	2	3
										122 A	Morehead St.	5	17
										134 A	Central Ark.	4	5
										143 A	SFA	2	3
										143 A	SFA	3	1
										148 A	Saint Louis	5	6
										148 H	Saint Louis	13	2
										176 H	Austin Peay	10	0
										176 H	Austin Peay	7	11
										176 H	Austin Peay	5	3
										178 A	Murray St.	7	9
										178 A	Murray St.	1	11
										178 A	Murray St.	4	3
										182 A	Southern Ill.	2	4
										182 H	Southern Ill.	5	7
										198 A	Eastern Ill.	7	3
										198 A	Eastern Ill.	7	6
										198 A	Eastern Ill.	4	5
										202 H	UT Martin	14	1
										202 H	UT Martin	13	4
<hr/>													
LAST 10 GAMES													
215 A	Western Mich.	6	8	81 H	Tennessee Tech	8	9	198 A	Eastern Ill.	7	3		
215 A	Western Mich.	12	6	81 H	Tennessee Tech	4	8	198 A	Eastern Ill.	7	6		
215 A	Western Mich.	8	5	182 H	Southern Ill.	5	7	198 A	Eastern Ill.	4	5		
148 A	Saint Louis	5	6	178 A	Murray St.	4	3	202 H	UT Martin	14	1		
81 H	Tennessee Tech	11	9	178 A	Murray St.	1	11	202 H	UT Martin	13	4		

Non-Div. I Games:

Southeast Mo. St.

RPI	S	Opponent	Score	
202	H	UT Martin	5	4
203	A	Arkansas St.	1	10
203	H	Arkansas St.	10	4
215	A	Western Mich.	12	6
215	A	Western Mich.	6	8
215	A	Western Mich.	8	5
217	A	SIUE	5	7
217	A	SIUE	10	15
217	A	SIUE	8	3
268	H	Western Ill.	5	1
268	H	Western Ill.	22	2
268	H	Western Ill.	5	4

Southeast Mo. St.

S  
o  
u  
t  
h  
e  
a  
s  
t  
M  
o  
.  
S  
t  
.

S  
o  
u  
t  
h  
e  
a  
s  
t  
M  
o  
.  
S  
t  
.

Average RPI Win: 170		WON-LOST	WINNING	LAST 10	STRENGTH OF		OPP. STRENGTH	TEAM	ADJ	CONF.	ADJ CONF.
Average RPI Loss: 92		RECORD	PCT. RANK	GAMES	SCHEDULE		OF SCHEDULE	RPI	RPI	RPI	RPI
DIV. I ONLY		18-23-0	.43902	202	8-2-0		128	80	128	.50792	128
DIV. I NON-CONF.		6-14-0	.3	252	1-0-0		74	5	130	.50872	130
TOTALS		RPI 1-25	RPI 26-50		W-L RECORDS		RPI 51-100		RPI 101-150		RPI 150+
18-23-0		0-7-0	1-0-0		OVERALL		2-6-0		1-5-0		14-5-0
4-8-0		0-0-0	0-0-0		HOME		0-0-0		1-5-0		3-3-0
14-13-0		0-7-0	1-0-0		AWAY		2-4-0		0-0-0		11-2-0
0-2-0		0-0-0	0-0-0		NEUTRAL		0-2-0		0-0-0		0-0-0
6-14-0		0-7-0	1-0-0		NON-CONFERENCE		2-4-0		0-0-0		3-3-0
0-1-0		0-0-0	0-0-0		HOME		0-0-0		0-0-0		0-1-0
6-11-0		0-7-0	1-0-		AWAY		2-2-0		0-0-0		3-2-0
0-2-0		0-0-0	0-0-0		NEUTRAL		0-2-0		0-0-0		0-0-0
12-9-0		0-0-0	0-0-0		CONFERENCE		0-2-0		1-5-0		11-2-0
4-7-0		0-0-0	0-0-0		HOME		0-0-0		1-5-0		3-2-0
8-2-0		0-0-0	0-0-0		AWAY		0-2-0		0-0-0		8-0-0
0-0-0		0-0-0	0-0-0		NEUTRAL		0-0-0		0-0-0		0-0-0
RPI S	Opponent	Score	RPI S	Opponent	Score	RPI S	Opponent	Score	RPI S	Opponent	Score
4 A	Florida	0 7	31 A	St. John's (NY)	7 4	51 N	South Ala.	3 4	115 H	Cornell	8 7
4 A	Florida	2 7				51 N	South Ala.	1 4	115 H	Cornell	6 12
4 A	Florida	4 8				67 A	Yale	3 6	115 H	Cornell	5 9
16 A	Mississippi St.	4 5				67 A	Yale	4 5	115 H	Cornell	7 8
16 A	Mississippi St.	8 11				83 A	Tulane	7 8	124 H	Dartmouth	2 9
19 A	Southern Miss.	3 4				83 A	Tulane	0 7	124 H	Dartmouth	2 6
19 A	Southern Miss.	5 20				83 A	Tulane	11 5	177 A	Princeton	6 4
						96 A	Rutgers	13 7	177 A	Princeton	5 4
									177 A	Princeton	15 2
									177 A	Princeton	21 5
									185 H	Harvard	2 0
									185 H	Harvard	5 1
									188 A	Penn	7 5
									188 A	Penn	14 4
									188 H	Penn	3 6
									188 H	Penn	12 7
									188 H	Penn	6 7
									213 A	Brown	9 5
									213 A	Brown	3 1
									214 H	Monmouth	12 17
									218 A	Fordham	6 1
									227 A	Penn St.	4 2
									227 A	Penn St.	6 10
									227 A	Penn St.	8 5
									227 A	Penn St.	7 11
			LAST 10 GAMES			96 A	Rutgers	13 7			
			188 H	Penn	3 6	177 A	Princeton	21 5			
			188 A	Penn	7 5	177 A	Princeton	15 2			
			188 A	Penn	14 4	177 A	Princeton	5 4			
			188 H	Penn	12 7	177 A	Princeton	6 4			
			188 H	Penn	6 7	177 A	Princeton	6 4			

Non-Div. I Games:

Columbia

Average RPI Win:		133	WON-LOST RECORD		WINNING PCT. RANK		LAST 10 GAMES		STRENGTH OF SCHEDULE		OPP. STRENGTH OF SCHEDULE		TEAM RPI		ADJ RPI		CONF. RPI		ADJ CONF. RPI				
DIV. I ONLY			18-25-0		.4186	216	5-5-0		51		122		129		.50784		129	8		8			
DIV. I NON-CONF.			14-14-0		.5	143	3-2-0		49		162		88		.52978		88	8		8			
TOTALS		RPI 1-25		RPI 26-50			W-L RECORDS			RPI 51-100			RPI 101-150			RPI 150+							
18-25-0		0-3-0		2-3-0			OVERALL			6-7-0			3-3-0			7-9-0							
8-12-0		0-0-0		1-2-0			HOME			0-3-0			3-3-0			4-4-0							
9-12-0		0-3-0		0-0-0			AWAY			6-4-0			0-0-0			3-5-0							
1-1-0		0-0-0		1-1-0			NEUTRAL			0-0-0			0-0-0			0-0-0							
14-14-0		0-0-0		1-1-0			NON-CONFERENCE			6-7-0			0-0-0			7-6-0							
4-7-0		0-0-0		0-0-0			HOME			0-3-0			0-0-0			4-4-0							
9-6-0		0-0-0		0-0-			AWAY			6-4-0			0-0-0			3-2-0							
1-1-0		0-0-0		1-1-0			NEUTRAL			0-0-0			0-0-0			0-0-0							
4-11-0		0-3-0		1-2-0			CONFERENCE			0-0-0			3-3-0			0-3-0							
4-5-0		0-0-0		1-2-0			HOME			0-0-0			3-3-0			0-0-0							
0-6-0		0-3-0		0-0-0			AWAY			0-0-0			0-0-0			0-3-0							
0-0-0		0-0-0		0-0-0			NEUTRAL			0-0-0			0-0-0			0-0-0							
RPI	S	Opponent		Score		RPI	S	Opponent		Score		RPI	S	Opponent		Score		RPI	S	Opponent		Score	
25	A	Long Beach St.		0	8	35	H	Cal St. Fullerton		3	2	52	A	UCLA		3	2	135	H	UC Santa Barbara		5	6
25	A	Long Beach St.		0	3	35	H	Cal St. Fullerton		1	6	53	A	San Diego		2	10	135	H	UC Santa Barbara		9	5
25	A	Long Beach St.		4	11	35	H	Cal St. Fullerton		2	15	53	H	San Diego		1	14	135	H	UC Santa Barbara		8	7
						42	N	Nebraska		4	3	64	A	Utah		6	2	139	H	Hawaii		4	7
						42	N	Nebraska		4	5	64	A	Utah		3	7	139	H	Hawaii		9	2
												64	A	Utah		7	5	139	H	Hawaii		2	4
												70	A	Loyola Marymount		8	9	162	H	CSU Bakersfield		11	2
												80	H	Gonzaga		3	10	162	H	CSU Bakersfield		5	7
												92	A	San Diego St.		7	4	162	H	CSU Bakersfield		9	15
												92	H	San Diego St.		1	10	174	A	CSUN		4	10
												99	A	Kansas St.		11	2	174	A	CSUN		3	10
												99	A	Kansas St.		5	1	174	A	CSUN		0	3
												99	A	Kansas St.		0	1	179	A	Fresno St.		4	5
																		179	A	Fresno St.		4	3
																		179	A	Fresno St.		6	4
																		179	H	Fresno St.		5	7
																		225	H	Holy Cross		14	6
																		225	H	Holy Cross		5	2
																		225	H	Holy Cross		9	8
																		225	H	Holy Cross		4	5
																		237	A	UNLV		7	8
																		237	A	UNLV		11	9
LAST 10 GAMES																							
						64	A	Utah		7	5	135	H	UC Santa Barbara		9	5						
						64	A	Utah		6	2	135	H	UC Santa Barbara		8	7						
						64	A	Utah		3	7	92	A	San Diego St.		7	4						
						179	H	Fresno St.		5	7	174	A	CSUN		3	10						
						135	H	UC Santa Barbara		5	6	174	A	CSUN		0	3						

Non-Div. I Games:

UC Riverside

New  
Orleans

New Orleans



RPI	S	Opponent	Score	
286	H	Alcorn	14	0
286	H	Alcorn	7	6
294	H	Southern U.	5	0

New Orleans

N  
e  
w  
O  
r  
l  
e  
a  
n  
s

N  
e  
w  
O  
r  
l  
e  
a  
n  
s

Average RPI Win:	164	WON-LOST RECORD	WINNING PCT. RANK	LAST 10 GAMES	STRENGTH OF SCHEDULE	OPP. STRENGTH OF SCHEDULE	TEAM RPI	ADJ RPI	CONF. RPI	ADJ CONF. RPI		
DIV. I ONLY		23-20-0	.53488 123	5-5-0	129	152	131	.50734 131	12	12		
DIV. I NON-CONF.		8-10-0	.44444 187	0-2-0	63	160	163	.49294 162	13	13		
<hr/>												
TOTALS	RPI 1-25	RPI 26-50	W-L RECORDS		RPI 51-100	RPI 101-150		RPI 150+				
23-20-0	0-0-0	6-3-0	OVERALL		1-2-0	4-8-0		12-7-0				
15-10-0	0-0-0	5-2-0	HOME		0-0-0	1-4-0		9-4-0				
8-10-0	0-0-0	1-1-0	AWAY		1-2-0	3-4-0		3-3-0				
0-0-0	0-0-0	0-0-0	NEUTRAL		0-0-0	0-0-0		0-0-0				
8-10-0	0-0-0	3-3-0	NON-CONFERENCE		1-2-0	0-2-0		4-3-0				
6-6-0	0-0-0	2-2-0	HOME		0-0-0	0-1-0		4-3-0				
2-4-0	0-0-0	1-0-	AWAY		1-2-0	0-1-0		0-0-0				
0-0-0	0-0-0	0-0-0	NEUTRAL		0-0-0	0-0-0		0-0-0				
15-10-0	0-0-0	3-0-0	CONFERENCE		0-0-0	4-6-0		8-4-0				
9-4-0	0-0-0	3-0-0	HOME		0-0-0	1-3-0		5-1-0				
6-6-0	0-0-0	0-0-0	AWAY		0-0-0	3-3-0		3-3-0				
0-0-0	0-0-0	0-0-0	NEUTRAL		0-0-0	0-0-0		0-0-0				
RPI	S	Opponent	Score	RPI	S	Opponent	Score	RPI	S	Opponent	Score	
				29	A	Houston	3 2	62	A	Kansas	1 2	
				32	A	Texas A&M	2 8	62	A	Kansas	2 4	
				34	H	Southeastern La.	6 3	62	A	Kansas	4 2	
				34	H	Southeastern La.	4 0			119	A Lamar University	4 10
				34	H	Southeastern La.	8 7			119	A Lamar University	2 1
				46	H	Rhode Island	3 2			119	A Lamar University	7 2
				46	H	Rhode Island	10 2			130	A New Orleans	3 8
				46	H	Rhode Island	4 5			130	A New Orleans	1 3
				46	H	Rhode Island	5 6			130	A New Orleans	4 1
										134	H Central Ark.	3 4
										134	H Central Ark.	4 17
										134	H Central Ark.	5 3
										143	H SFA	2 9
										159	A Nicholls St.	1 3
										159	A Nicholls St.	1 2
										159	A Nicholls St.	2 3
										218	H Fordham	13 5
										218	H Fordham	3 4
										218	H Fordham	7 6
										223	H Northwestern St.	3 9
										223	H Northwestern St.	13 3
										223	H Northwestern St.	4 2
				LAST 10 GAMES						252	H LIU Brooklyn	11 5
				130	A	New Orleans	4 1			252	H LIU Brooklyn	2 4
				130	A	New Orleans	3 8			252	H LIU Brooklyn	14 1
				130	A	New Orleans	1 3			262	H Abilene Christian	10 3
				32	A	Texas A&M	2 8			262	H Abilene Christian	9 4
				223	H	Northwestern St.	13 3			262	H Abilene Christian	8 7
				223	H	Northwestern St.	3 9					
				223	H	Northwestern St.	4 2					
				105	A	UTSA	2 10					
				270	A	Incarnate Word	3 1					
				270	A	Incarnate Word	6 0					

Non-Div. I Games:

Houston Baptist

RPI	S	Opponent	Score	
270	A	Incarnate Word	6	0
270	A	Incarnate Word	5	2
270	A	Incarnate Word	3	1
272	H	Texas Southern	1	4

Houston Baptist

H  
o  
u  
s  
t  
o  
n  
B  
a  
p  
t  
i  
s  
t

H  
o  
u  
s  
t  
o  
n  
B  
a  
p  
t  
i  
s  
t

U  
N  
C  
G

UNCG

RPI	S	Opponent	Score	
287	H	UMES	18	4
287	H	UMES	4	2
287	H	UMES	11	3
291	H	Lafayette	8	7
291	H	Lafayette	14	2
291	H	Lafayette	25	7
291	H	Lafayette	11	8

UNCG

U  
N  
C  
G

U  
N  
C  
G

Average RPI Win:	212	WON-LOST	WINNING		LAST 10		STRENGTH OF		OPP. STRENGTH		TEAM	ADJ	CONF.	ADJ CONF.	
Average RPI Loss:	177	RECORD	PCT. RANK		GAMES		SCHEDULE		OF SCHEDULE		RPI	RPI	RPI	RPI	
DIV. I ONLY		24-16-0	.6	75	8-2-0		226		258		134	.50643	133	23	23
DIV. I NON-CONF.		10-10-0	.5	143	1-1-0		228		294		205	.47608	203	24	24
TOTALS		RPI 1-25		RPI 26-50		W-L RECORDS		RPI 51-100		RPI 101-150		RPI 150+			
24-16-0		0-0-0		2-2-0		OVERALL		0-0-0		2-3-0		20-11-0			
9-2-0		0-0-0		2-1-0		HOME		0-0-0		0-0-0		7-1-0			
10-9-0		0-0-0		0-1-0		AWAY		0-0-0		1-2-0		9-6-0			
5-5-0		0-0-0		0-0-0		NEUTRAL		0-0-0		1-1-0		4-4-0			
10-10-0		0-0-0		0-1-0		NON-CONFERENCE		0-0-0		1-1-0		9-8-0			
2-1-0		0-0-0		0-0-0		HOME		0-0-0		0-0-0		2-1-0			
3-4-0		0-0-0		0-0-		AWAY		0-0-0		0-0-0		3-3-0			
5-5-0		0-0-0		0-0-0		NEUTRAL		0-0-0		1-1-0		4-4-0			
14-6-0		0-0-0		2-1-0		CONFERENCE		0-0-0		1-2-0		11-3-0			
7-1-0		0-0-0		2-1-0		HOME		0-0-0		0-0-0		5-0-0			
7-5-0		0-0-0		0-0-0		AWAY		0-0-0		1-2-0		6-3-0			
0-0-0		0-0-0		0-0-0		NEUTRAL		0-0-0		0-0-0		0-0-0			
RPI	S	Opponent	Score	RPI	S	Opponent	Score	RPI	S	Opponent	Score	RPI	S	Opponent	Score
				41	A	Binghamton	6 10			124	N	Dartmouth	8	7	
				46	H	Rhode Island	7 5			124	N	Dartmouth	1	13	
				46	H	Rhode Island	5 2			148	A	Saint Louis	4	9	
				46	H	Rhode Island	4 8			148	A	Saint Louis	6	5	
										148	A	Saint Louis	2	4	
										156	A	Davidson	17	4	
										156	A	Davidson	2	9	
										156	A	Davidson	2	9	
										181	H	Buffalo	1	0	
										181	H	Buffalo	4	5	
										188	N	Penn	4	0	
										195	A	Niagara	1	2	
										195	A	Niagara	5	1	
										195	H	Niagara	7	2	
										204	N	Eastern Mich.	7	12	
										208	A	George Mason	7	4	
										208	A	George Mason	0	1	
										208	A	George Mason	2	1	
										210	N	Maine	5	6	
										210	N	Maine	4	5	
										210	N	Maine	4	3	
				LAST 10 GAMES						247	A	Bucknell	5	4	
				264	H	Richmond	6 5	277	A	La Salle	8 4	247	A	Bucknell	7 4
				264	H	Richmond	7 2	181	H	Buffalo	1 0	257	N	North Dakota St.	7 3
				41	A	Binghamton	6 10	208	A	George Mason	0 1	257	N	North Dakota St.	0 10
				277	A	La Salle	3 0	208	A	George Mason	7 4	257	N	North Dakota St.	10 3
				277	A	La Salle	9 7	208	A	George Mason	2 1	264	H	Richmond	7 2

**Non-Div. I Games:**

St. Bonaventure

St. Bonaventure

Average RPI Win:	179	WON-LOST	WINNING	LAST 10	STRENGTH OF	OPP. STRENGTH	TEAM	ADJ	CONF.	ADJ CONF.		
Average RPI Loss:	115	RECORD	PCT. RANK	GAMES	SCHEDULE	OF SCHEDULE	RPI	RPI	RPI	RPI		
DIV. I ONLY		27-20-0	.57447	89	8-2-0	195	94	135	.50626	134	12	12
DIV. I NON-CONF.		12-11-0	.52174	130	0-1-0	190	63	169	.49073	169	13	13
<hr/>												
TOTALS	RPI 1-25	RPI 26-50		W-L RECORDS		RPI 51-100		RPI 101-150		RPI 150+		
27-20-0	0-3-0	1-7-0		OVERALL		5-1-0		5-2-0		16-7-0		
18-8-0	0-0-0	1-5-0		HOME		3-0-0		3-1-0		11-2-0		
9-11-0	0-3-0	0-2-0		AWAY		2-1-0		2-1-0		5-4-0		
0-1-0	0-0-0	0-0-0		NEUTRAL		0-0-0		0-0-0		0-1-0		
12-11-0	0-3-0	1-4-0		NON-CONFERENCE		2-1-0		1-0-0		8-3-0		
10-4-0	0-0-0	1-2-0		HOME		0-0-0		1-0-0		8-2-0		
2-6-0	0-3-0	0-0-		AWAY		2-1-0		0-0-0		0-0-0		
0-1-0	0-0-0	0-0-0		NEUTRAL		0-0-0		0-0-0		0-1-0		
15-9-0	0-0-0	0-3-0		CONFERENCE		3-0-0		4-2-0		8-4-0		
8-4-0	0-0-0	0-3-0		HOME		3-0-0		2-1-0		3-0-0		
7-5-0	0-0-0	0-0-0		AWAY		0-0-0		2-1-0		5-4-0		
0-0-0	0-0-0	0-0-0		NEUTRAL		0-0-0		0-0-0		0-0-0		
<hr/>												
RPI	S	Opponent	Score	RPI	S	Opponent	Score	RPI	S	Opponent	Score	
17	A	Missouri St.	0 5	27	A	Vanderbilt	5 10	60	A	Oklahoma St.	11 5	
17	A	Missouri St.	0 4	27	A	Vanderbilt	1 9	72	H	Sam Houston St.	7 5	
17	A	Missouri St.	3 5	44	H	McNeese	3 6	72	H	Sam Houston St.	3 2	
				44	H	McNeese	3 5	72	H	Sam Houston St.	5 3	
				44	H	McNeese	3 5	81	A	Tennessee Tech	10 6	
				50	H	DBU	10 4	81	A	Tennessee Tech	6 11	
				50	H	DBU	0 4					
				50	H	DBU	1 7					
				LAST 10 GAMES								
				262 H Abilene Christian 10 2				189 A A&M-Corpus Christi 8 4				
				262 H Abilene Christian 16 8				216 N Little Rock 6 11				
				262 H Abilene Christian 2 1				72 H Sam Houston St. 7 5				
				189 A A&M-Corpus Christi 2 3				72 H Sam Houston St. 5 3				
				189 A A&M-Corpus Christi 15 13				72 H Sam Houston St. 3 2				
								270 A Incarnate Word 3 5				
								270 A Incarnate Word 8 9				

**Non-Div. I Games:**

Central Ark.



RPI	S	Opponent	Score	
270	A	Incarnate Word	15	10
283	H	Ark.-Pine Bluff	9	3
292	H	Mississippi Val.	9	2

Central Ark.

C  
e  
n  
t  
r  
a  
l  
A  
r  
k  
.

C  
e  
n  
t  
r  
a  
l  
A  
r  
k  
.

Average RPI Win:	135	WON-LOST RECORD	WINNING PCT. RANK	LAST 10 GAMES	STRENGTH OF SCHEDULE	OPP. STRENGTH OF SCHEDULE	TEAM RPI	ADJ RPI	CONF. RPI	ADJ CONF. RPI	
Average RPI Loss:	95										
DIV. I ONLY	20-24-0	.45455	192	4-6-0	63	91	136	.50598	135	8	8
DIV. I NON-CONF.	14-15-0	.48276	163	2-2-0	9	136	82	.53397	82	8	8
<hr/>											
TOTALS	RPI 1-25	RPI 26-50		W-L RECORDS	RPI 51-100		RPI 101-150		RPI 150+		
20-24-0	1-5-0	0-0-0		OVERALL	6-9-0		3-3-0		10-7-0		
15-11-0	1-2-0	0-0-0		HOME	4-4-0		2-1-0		8-4-0		
5-13-0	0-3-0	0-0-0		AWAY	2-5-0		1-2-0		2-3-0		
0-0-0	0-0-0	0-0-0		NEUTRAL	0-0-0		0-0-0		0-0-0		
14-15-0	0-3-0	0-0-0		NON-CONFERENCE	6-9-0		2-1-0		6-2-0		
11-6-0	0-0-0	0-0-0		HOME	4-4-0		2-1-0		5-1-0		
3-9-0	0-3-0	0-0-		AWAY	2-5-0		0-0-0		1-1-0		
0-0-0	0-0-0	0-0-0		NEUTRAL	0-0-0		0-0-0		0-0-0		
6-9-0	1-2-0	0-0-0		CONFERENCE	0-0-0		1-2-0		4-5-0		
4-5-0	1-2-0	0-0-0		HOME	0-0-0		0-0-0		3-3-0		
2-4-0	0-0-0	0-0-0		AWAY	0-0-0		1-2-0		1-2-0		
0-0-0	0-0-0	0-0-0		NEUTRAL	0-0-0		0-0-0		0-0-0		
RPI	S	Opponent	Score	RPI	S	Opponent	Score	RPI	S	Opponent	Score
9	A	Kentucky	1 2					61	A	BYU	10 8
9	A	Kentucky	2 3					61	A	BYU	8 14
9	A	Kentucky	1 12					61	A	BYU	3 17
25	H	Long Beach St.	3 2					61	A	BYU	6 7
25	H	Long Beach St.	3 9					68	H	Saint Mary's (CA)	1 4
25	H	Long Beach St.	2 5					70	A	Loyola Marymount	2 8
								70	A	Loyola Marymount	6 3
								70	A	Loyola Marymount	0 1
								80	H	Gonzaga	1 4
								83	H	Tulane	14 1
								83	H	Tulane	7 4
								83	H	Tulane	6 5
								92	H	San Diego St.	4 5
								92	H	San Diego St.	3 5
								92	H	San Diego St.	6 5
								</			

Non-Div. I Games:

UC Santa Barbara



Ball St.

Through Games Of May 5, 2017

RPI	S	Opponent	Score	
269	H	Dayton	4	3
269	H	Dayton	6	0
271	H	Bowling Green	13	6
271	H	Bowling Green	23	5
271	H	Bowling Green	7	4
282	N	Chicago St.	8	6

Ball St.

B  
a  
l  
l  
S  
t  
.

B  
a  
l  
l  
S  
t  
.

Average RPI Win:	191	WON-LOST RECORD	WINNING PCT. RANK	LAST 10 GAMES		STRENGTH OF SCHEDULE	OPP. STRENGTH OF SCHEDULE	TEAM RPI	ADJ RPI	CONF. RPI	ADJ CONF. RPI	
DIV. I ONLY		25-18-0	.5814	88	7-3-0	194	173	138	.50538	137	18	18
DIV. I NON-CONF.		13-9-0	.59091	90	1-1-0	264	211	166	.49156	166	19	19
<hr/>												
TOTALS	RPI 1-25	RPI 26-50		W-L RECORDS		RPI 51-100		RPI 101-150		RPI 150+		
25-18-0	0-1-0	0-0-0		OVERALL		1-5-0		3-1-0		21-11-0		
15-8-0	0-1-0	0-0-0		HOME		0-0-0		1-0-0		14-7-0		
10-10-0	0-0-0	0-0-0		AWAY		1-5-0		2-1-0		7-4-0		
0-0-0	0-0-0	0-0-0		NEUTRAL		0-0-0		0-0-0		0-0-0		
13-9-0	0-1-0	0-0-0		NON-CONFERENCE		0-0-0		3-1-0		10-7-0		
6-5-0	0-1-0	0-0-0		HOME		0-0-0		1-0-0		5-4-0		
7-4-0	0-0-0	0-0-		AWAY		0-0-0		2-1-0		5-3-0		
0-0-0	0-0-0	0-0-0		NEUTRAL		0-0-0		0-0-0		0-0-0		
12-9-0	0-0-0	0-0-0		CONFERENCE		1-5-0		0-0-0		11-4-0		
9-3-0	0-0-0	0-0-0		HOME		0-0-0		0-0-0		9-3-0		
3-6-0	0-0-0	0-0-0		AWAY		1-5-0		0-0-0		2-1-0		
0-0-0	0-0-0	0-0-0		NEUTRAL		0-0-0		0-0-0		0-0-0		
RPI	S	Opponent	Score	RPI	S	Opponent	Score	RPI	S	Opponent	Score	
11	H	Wake Forest	8 18					56	A	Liberty	1 11	
								56	A	Liberty	7 4	
								56	A	Liberty	2 14	
								77	A	Winthrop	3 7	
								77	A	Winthrop	5 12	
								77	A	Winthrop	0 4	
								132	H	UNCG	1 0	
								142	A	Kennesaw St.	7 6	
								142	A	Kennesaw St.	6 3	
								142	A	Kennesaw St.	4 5	
								156	A	Davidson	12 11	
								156	H	Davidson	7 0	
								157	A	UNCW	3 7	
								167	H	Gardner-Webb	6 4	
								167	H	Gardner-Webb	2 7	
								167	H	Gardner-Webb	12 7	
								170	A	Presbyterian	1 13	
								170	A	Presbyterian	3 2	
								170	A	Presbyterian	13 1	
								172	A	Stetson	4 5	
								172	A	Stetson	4 3	
								172	A	Stetson	0 1	
								186	A	N.C. A&T	9 5	
								193	A	Elon	5 3	
								193	H	Elon	8 14	
								205	H	UNC Asheville	7 0	
								205	H	UNC Asheville	1 3	
								205	H	UNC Asheville	5 2	
								207	H	Charleston So.	4 1	
								207	H	Charleston So.	4 2	
								207	H	Charleston So.	5 1	
								224	H	Campbell	9 7	
								224	H	Campbell	10 4	

**Non-Div. I Games:**

## High Point

RPI	S	Opponent	Score	
224	H	Campbell	7	9
231	H	Army West Point	4	2
231	H	Army West Point	3	2
231	H	Army West Point	3	7
248	A	N.C. Central	10	6
248	H	N.C. Central	5	11
290	H	NJIT	11	0
290	H	NJIT	2	4
290	H	NJIT	6	5

High Point

H  
i  
g  
h  
P  
o  
i  
n  
t

H  
i  
g  
h  
P  
o  
i  
n  
t

Average RPI Win:	207	WON-LOST RECORD		WINNING PCT. RANK		LAST 10 GAMES		STRENGTH OF SCHEDULE		OPP. STRENGTH OF SCHEDULE		TEAM RPI		ADJ RPI		CONF. RPI		ADJ CONF. RPI
DIV. I ONLY		24-20-0		.54545	108	6-4-0		196		212		133		.50508	138	21		21
DIV. I NON-CONF.		11-15-0		.42308	201	1-0-0		165		154		161		.49279	163	18		18
<hr/>																		
TOTALS		RPI 1-25		RPI 26-50		W-L RECORDS		RPI 51-100		RPI 101-150		RPI 150+						
24-20-0		2-1-0		0-4-0		OVERALL		1-5-0		0-0-0		21-10-0						
10-3-0		2-1-0		0-0-0		HOME		0-0-0		0-0-0		8-2-0						
12-13-0		0-0-0		0-4-0		AWAY		1-3-0		0-0-0		11-5-0						
2-4-0		0-0-0		0-0-0		NEUTRAL		0-2-0		0-0-0		2-2-0						
11-15-0		2-1-0		0-4-0		NON-CONFERENCE		0-3-0		0-0-0		9-7-0						
3-1-0		2-1-0		0-0-0		HOME		0-0-0		0-0-0		1-0-0						
6-10-0		0-0-0		0-0-		AWAY		0-1-0		0-0-0		6-5-0						
2-4-0		0-0-0		0-0-0		NEUTRAL		0-2-0		0-0-0		2-2-0						
13-5-0		0-0-0		0-0-0		CONFERENCE		1-2-0		0-0-0		12-3-0						
7-2-0		0-0-0		0-0-0		HOME		0-0-0		0-0-0		7-2-0						
6-3-0		0-0-0		0-0-0		AWAY		1-2-0		0-0-0		5-1-0						
0-0-0		0-0-0		0-0-0		NEUTRAL		0-0-0		0-0-0		0-0-0						
RPI	S	Opponent		Score		RPI	S	Opponent		Score		RPI	S	Opponent		Score		
17	H	Missouri St.		1	12	30	A	UCF		1	21	58	A	Kent St.		5	6	
17	H	Missouri St.		7	4	30	A	UCF		3	7	58	A	Kent St.		7	9	
17	H	Missouri St.		2	1	30	A	UCF		4	5	58	A	Kent St.		7	4	
						36	A	Michigan		4	13	86	N	Boston College		4	5	
												91	A	Michigan St.		2	11	
												93	N	Notre Dame		3	8	
																	</	

Central Mich.

RPI	S	Opponent	Score	
270	A	Incarnate Word	5	2
271	A	Bowling Green	2	3
271	A	Bowling Green	8	7
271	A	Bowling Green	8	2

Central Mich.

C  
e  
n  
t  
r  
a  
l  
M  
i  
c  
h  
.

C  
e  
n  
t  
r  
a  
l  
M  
i  
c  
h  
.



[illegible]

**Non-Div. I Games:**

Hawaii

RPI	S	Opponent	Score
258	H	Sacred Heart	6 5

Average RPI Win:	221	WON-LOST RECORD	WINNING PCT. RANK	LAST 10 GAMES	STRENGTH OF SCHEDULE	OPP. STRENGTH OF SCHEDULE	TEAM RPI	ADJ RPI	CONF. RPI	ADJ CONF. RPI		
DIV. I ONLY		29-18-0	.61702	63	7-3-0	260	240	140	.50353	140	26	26
DIV. I NON-CONF.		16-12-0	.57143	104	0-2-0	273	195	167	.49115	167	25	25
<hr/>												
TOTALS	RPI 1-25	RPI 26-50		W-L RECORDS		RPI 51-100		RPI 101-150		RPI 150+		
29-18-0	0-0-0	0-0-0		OVERALL		1-3-0		2-6-0		26-9-0		
7-4-0	0-0-0	0-0-0		HOME		0-1-0		0-0-0		7-3-0		
12-12-0	0-0-0	0-0-0		AWAY		1-2-0		2-6-0		9-4-0		
10-2-0	0-0-0	0-0-0		NEUTRAL		0-0-0		0-0-0		10-2-0		
16-12-0	0-0-0	0-0-0		NON-CONFERENCE		1-3-0		2-3-0		13-6-0		
2-3-0	0-0-0	0-0-0		HOME		0-1-0		0-0-0		2-2-0		
5-7-0	0-0-0	0-0-		AWAY		1-2-0		2-3-0		2-2-0		
9-2-0	0-0-0	0-0-0		NEUTRAL		0-0-0		0-0-0		9-2-0		
13-6-0	0-0-0	0-0-0		CONFERENCE		0-0-0		0-3-0		13-3-0		
5-1-0	0-0-0	0-0-0		HOME		0-0-0		0-0-0		5-1-0		
7-5-0	0-0-0	0-0-0		AWAY		0-0-0		0-3-0		7-2-0		
1-0-0	0-0-0	0-0-0		NEUTRAL		0-0-0		0-0-0		1-0-0		
RPI	S	Opponent	Score	RPI	S	Opponent	Score	RPI	S	Opponent	Score	
						58 H Kent St.	5 8			126 A Virginia Tech	0 11	
						77 A Winthrop	1 3			142 A Kennesaw St.	15 7	
						77 A Winthrop	9 5			142 A Kennesaw St.	4 8	
						77 A Winthrop	1 2			142 A Kennesaw St.	8 5	
										142 A Kennesaw St.	2 5	
										149 A Marist	4 11	
										149 A Marist	7 10	
										149 A Marist	3 13	
										167 A Gardner-Webb	10 7	
										167 A Gardner-Webb	0 5	
										167 A Gardner-Webb	5 6	
										167 A Gardner-Webb	9 5	
										181 H Buffalo	13 5	
										181 H Buffalo	6 5	
										181 H Buffalo	6 14	
										195 N Niagara	8 0	
										208 N George Mason	7 1	
										208 N George Mason	4 2	
										208 N George Mason	5 6	
										214 H Monmouth	4 3	
										214 H Monmouth	11 10	
										214 H Monmouth	6 17	
										214 H Monmouth	6 17	
						254 A Iona	2 0			218 N Fordham	4 0	
						254 A Iona	1 0			218 N Fordham	5 6	
						254 A Iona	5 4			218 N Fordham	5 3	
						58 H Kent St.	5 8			218 N Fordham	2 1	
						239 A Quinnipiac	3 2			239 A Quinnipiac	3 2	
						239 A Quinnipiac	4 7			239 A Quinnipiac	3 2	
						239 A Quinnipiac	10 4			239 A Quinnipiac	3 2	
						195 N Niagara	8 0			239 A Quinnipiac	3 2	
						261 H Youngstown St.	2 4			239 A Quinnipiac	3 2	
						244 H Rider	9 0			239 A Quinnipiac	3 2	

Non-Div. I Games:

Canisius

RPI	S	Opponent	Score	
239	A	Quinnipiac	4	7
239	A	Quinnipiac	10	4
244	H	Rider	4	3
244	H	Rider	9	0
244	H	Rider	7	0
254	A	Iona	2	0
254	A	Iona	5	4
254	A	Iona	1	0
256	A	Siena	3	8
256	A	Siena	7	2
256	A	Siena	4	2
261	H	Youngstown St.	2	4
282	N	Chicago St.	8	1
290	N	NJIT	6	1
296	N	Fort Wayne	8	4
296	N	Fort Wayne	13	6

Canisius

C  
a  
n  
i  
s  
i  
u  
s

C  
a  
n  
i  
s  
i  
u  
s



RPI	S	Opponent	Score	
275	A	Wagner	6	5
289	H	Fairleigh Dickinson	11	3
289	H	Fairleigh Dickinson	11	0
289	H	Fairleigh Dickinson	7	6
289	H	Fairleigh Dickinson	15	5
297	H	Mt. St. Mary's	6	2
297	H	Mt. St. Mary's	12	1
297	H	Mt. St. Mary's	11	0
297	H	Mt. St. Mary's	11	1

Bryant

B  
r  
y  
a  
n  
t

B  
r  
y  
a  
n  
t

[illegible]

**Non-Div. I Games:**

Kennesaw St.





Through Games Of May 5, 2017

RPI	S	Opponent	Score
270	A	Incarnate Word	19 6
272	H	Texas Southern	7 0
272	H	Texas Southern	14 0
276	H	Grambling	9 2
283	H	Ark.-Pine Bluff	6 5
292	H	Mississippi Val.	8 2

**SFA**

Average RPI Win:		195	WON-LOST RECORD		WINNING PCT. RANK		LAST 10 GAMES		STRENGTH OF SCHEDULE		OPP. STRENGTH OF SCHEDULE		TEAM RPI		ADJ RPI		CONF. RPI		ADJ CONF. RPI			
DIV. I ONLY			19-22-0		.46341 182		7-3-0		105		220		144		.50225 144		15		15			
DIV. I NON-CONF.			12-14-0		.46154 176		4-1-0		43		251		113		.51862 113		17		17			
TOTALS		RPI 1-25		RPI 26-50		W-L RECORDS		RPI 51-100		RPI 101-150		RPI 150+										
19-22-0		0-3-0		1-4-0		OVERALL		0-1-0		2-0-0		16-14-0										
10-5-0		0-0-0		0-1-0		HOME		0-1-0		2-0-0		8-3-0										
7-16-0		0-3-0		1-3-0		AWAY		0-0-0		0-0-0		6-10-0										
2-1-0		0-0-0		0-0-0		NEUTRAL		0-0-0		0-0-0		2-1-0										
12-14-0		0-3-0		1-4-0		NON-CONFERENCE		0-1-0		2-0-0		9-6-0										
6-3-0		0-0-0		0-1-0		HOME		0-1-0		2-0-0		4-1-0										
4-10-0		0-3-0		1-0-		AWAY		0-0-0		0-0-0		3-4-0										
2-1-0		0-0-0		0-0-0		NEUTRAL		0-0-0		0-0-0		2-1-0										
7-8-0		0-0-0		0-0-0		CONFERENCE		0-0-0		0-0-0		7-8-0										
4-2-0		0-0-0		0-0-0		HOME		0-0-0		0-0-0		4-2-0										
3-6-0		0-0-0		0-0-0		AWAY		0-0-0		0-0-0		3-6-0										
0-0-0		0-0-0		0-0-0		NEUTRAL		0-0-0		0-0-0		0-0-0										
RPI	S	Opponent		Score		RPI	S	Opponent		Score		RPI	S	Opponent		Score						
10	A	Arizona		5	21	45	A	UConn		6	4	67	H	Yale		11	13					
10	A	Arizona		13	17	46	H	Rhode Island		13	14			141 H Bryant		8	7					
10	A	Arizona		3	25	48	A	Mercer		14	20			149 H Marist		18	16					
						48	A	Mercer		3	4			154 H UMBC		3	7					
						48	A	Mercer		6	15			154 H UMBC		12	13					
														154 H UMBC		16	7					
														155 A Central Conn. St.		4	6					
														156 A Davidson		5	7					
														160 A Fairfield		3	7					
														160 A Fairfield		4	3					
														160 H Fairfield		2	10					
														161 N Butler		5	2					
														165 A UMass Lowell		5	1					
														165 A UMass Lowell		1	20					
														165 A UMass Lowell		2	3					
														206 A Stony Brook		8	7					
														206 A Stony Brook		5	10					
														206 A Stony Brook		0	14					
														206 H Stony Brook		6	5					
														206 H Stony Brook		5	4					
														206 H Stony Brook		7	3					
														210 A Maine		0	1					
														210 A Maine		2	3					
														210 A Maine		10	6					
														225 H Holy Cross		7	6					
														231 A Army West Point		0	10					
														231 A Army West Point		3	2					
														231 H Army West Point		6	2					
LAST 10 GAMES																						
						231	H	Army West Point		6	2	165	A	UMass Lowell		5	1	210	A	Maine	10	6
						231	A	Army West Point		0	10	165	A	UMass Lowell		1	20	225	H	Holy Cross	7	6
						231	A	Army West Point		3	2	239	H	Quinnipiac		6	5	231	A	Army West Point	0	10
						267	A	Massachusetts		13	4	206	H	Stony Brook		6	5	231	A	Army West Point	3	2
						165	A	UMass Lowell		2	3	206	H	Stony Brook		5	4	231	H	Army West Point	6	2

Non-Div. I Games:

Hartford

RPI	S	Opponent	Score	
239	H	Quinnipiac	6	5
239	N	Quinnipiac	6	4
247	N	Bucknell	5	9
258	H	Sacred Heart	9	8
267	A	Massachusetts	13	4

Hartford

Average RPI Win: 170		WON-LOST	WINNING	LAST 10	STRENGTH OF	OPP. STRENGTH	TEAM	ADJ	CONF.	ADJ CONF.				
Average RPI Loss: 143		RECORD	PCT. RANK	GAMES	SCHEDULE	OF SCHEDULE	RPI	RPI	RPI	RPI				
DIV. I ONLY		25-23-0	.52083	139	4-6-0	145	157	145	.50218	145	11	11		
DIV. I NON-CONF.		15-15-0	.5	143	0-2-0	174	178	171	.48815	171	15	15		
<hr/>														
TOTALS		RPI 1-25	RPI 26-50		W-L RECORDS		RPI 51-100		RPI 101-150		RPI 150+			
25-23-0		0-1-0	0-1-0		OVERALL		2-3-0		9-8-0		14-10-0			
13-12-0		0-0-0	0-0-0		HOME		2-3-0		5-3-0		6-6-0			
11-10-0		0-1-0	0-1-0		AWAY		0-0-0		4-5-0		7-3-0			
1-1-0		0-0-0	0-0-0		NEUTRAL		0-0-0		0-0-0		1-1-0			
15-15-0		0-1-0	0-1-0		NON-CONFERENCE		2-3-0		2-3-0		11-7-0			
8-8-0		0-0-0	0-0-0		HOME		2-3-0		1-1-0		5-4-0			
6-6-0		0-1-0	0-0-		AWAY		0-0-0		1-2-0		5-2-0			
1-1-0		0-0-0	0-0-0		NEUTRAL		0-0-0		0-0-0		1-1-0			
10-8-0		0-0-0	0-0-0		CONFERENCE		0-0-0		7-5-0		3-3-0			
5-4-0		0-0-0	0-0-0		HOME		0-0-0		4-2-0		1-2-0			
5-4-0		0-0-0	0-0-0		AWAY		0-0-0		3-3-0		2-1-0			
0-0-0		0-0-0	0-0-0		NEUTRAL		0-0-0		0-0-0		0-0-0			
RPI	S	Opponent	Score		RPI	S	Opponent	Score		RPI	S	Opponent	Score	
7	A	Clemson	2	9	26	A	South Carolina	5	9	67	H	Yale	3	2
										67	H	Yale	6	2
										67	H	Yale	15	18
										67	H	Yale	8	17
										77	H	Winthrop	6	10

Non-Div. I Games:

Wofford

Wofford

Average RPI Win:		193	WON-LOST	WINNING	LAST 10	STRENGTH OF		OPP. STRENGTH	TEAM	ADJ	CONF.	ADJ CONF.
Average RPI Loss:		71	RECORD	PCT. RANK	GAMES	SCHEDULE		OF SCHEDULE	RPI	RPI	RPI	RPI
DIV. I ONLY			22-25-0	.46809	174	107		86	147	.50194	146	16
DIV. I NON-CONF.			15-17-0	.46875	174	84		65	136	.50653	136	11
TOTALS		RPI 1-25	RPI 26-50		W-L RECORDS		RPI 51-100		RPI 101-150		RPI 150+	
22-25-0		1-9-0	1-5-0		OVERALL		1-4-0		4-2-0		15-5-0	
18-6-0		0-3-0	0-0-0		HOME		1-1-0		3-0-0		14-2-0	
4-19-0		1-6-0	1-5-0		AWAY		0-3-0		1-2-0		1-3-0	
0-0-0		0-0-0	0-0-0		NEUTRAL		0-0-0		0-0-0		0-0-0	
15-17-0		1-6-0	0-3-0		NON-CONFERENCE		1-4-0		4-2-0		9-2-0	
13-5-0		0-3-0	0-0-0		HOME		1-1-0		3-0-0		9-1-0	
2-12-0		1-3-0	0-0-		AWAY		0-3-0		1-2-0		0-1-0	
0-0-0		0-0-0	0-0-0		NEUTRAL		0-0-0		0-0-0		0-0-0	
7-8-0		0-3-0	1-2-0		CONFERENCE		0-0-0		0-0-0		6-3-0	
5-1-0		0-0-0	0-0-0		HOME		0-0-0		0-0-0		5-1-0	
2-7-0		0-3-0	1-2-0		AWAY		0-0-0		0-0-0		1-2-0	
0-0-0		0-0-0	0-0-0		NEUTRAL		0-0-0		0-0-0		0-0-0	
RPI S	Opponent	Score	RPI S	Opponent	Score	RPI S	Opponent	Score	RPI S	Opponent	Score	
3 H	Texas Tech	5 10	38 A	Louisiana Tech	2 6	60 H	Oklahoma St.	3 6	116 A	Cal Poly	2 0	
3 H	Texas Tech	1 3	38 A	Louisiana Tech	1 15	62 A	Kansas	6 8	116 A	Cal Poly	0 3	
3 H	Texas Tech	1 4	38 A	Louisiana Tech	10 12	62 H	Kansas	8 0	116 A	Cal Poly	4 5	
14 A	LSU	2 9	50 A	DBU	8 6	95 A	Oral Roberts	4 7	121 H	Grand Canyon	4 0	
14 A	LSU	5 12	50 A	DBU	2 13	99 A	Kansas St.	4 5	121 H	Grand Canyon	1 0	
14 A	LSU	1 6	50 A	DBU	9 10				121 H	Grand Canyon	5 3	
17 A	Missouri St.	1 8							152 A	Creighton	3 4	
17 A	Missouri St.	5 12							180 A	Bradley	8 5	
17 A	Missouri St.	4 13							180 A	Bradley	10 11	
20 A	Oklahoma	4 2							180 A	Bradley	5 6	
									182 H	Southern Ill.	7 0	
									182 H	Southern Ill.	17 7	
									182 H	Southern Ill.	8 11	
									220 H	Valparaiso	4 3	
									220 H	Valparaiso	3 2	
									220 H	Valparaiso	4 3	
									229 H	Sacramento St.	2 3	
									259 H	Utah Valley	6 5	
									259 H	Utah Valley	4 3	
									259 H	Utah Valley	16 2	
									265 H	Northern Colo.	11 5	
									265 H	Northern Colo.	10 4	
									279 H	Illinois St.	12 7	
									279 H	Illinois St.	11 1	
									279 H	Illinois St.	10 5	
									280 H	Omaha	8 0	
			LAST 10 GAMES									
			50 A	DBU	9 10	279 H	Illinois St.	10 5				
			50 A	DBU	2 13	279 H	Illinois St.	11 1				
			50 A	DBU	8 6	152 A	Creighton	3 4				
			99 A	Kansas St.	4 5	17 A	Missouri St.	1 8				
			279 H	Illinois St.	12 7	17 A	Missouri St.	4 13				

Non-Div. I Games:

Wichita St.

Average RPI Win:	187	WON-LOST	WINNING	LAST 10	STRENGTH OF	OPP. STRENGTH	TEAM	ADJ	CONF.	ADJ CONF.			
Average RPI Loss:	116	RECORD	PCT. RANK	GAMES	SCHEDULE	OF SCHEDULE	RPI	RPI	RPI	RPI			
DIV. I ONLY		24-25-0	.4898	157	5-5-0	139	175	148	.50163	147	14	14	
DIV. I NON-CONF.		15-10-0	.6	88	1-1-0	146	202	81	.53431	81	12	12	
<hr/>													
TOTALS	RPI 1-25	RPI 26-50		W-L RECORDS		RPI 51-100		RPI 101-150		RPI 150+			
24-25-0	0-0-0	0-0-0		OVERALL		5-16-0		4-3-0		15-6-0			
13-8-0	0-0-0	0-0-0		HOME		3-4-0		0-0-0		10-4-0			
9-17-0	0-0-0	0-0-0		AWAY		1-12-0		4-3-0		4-2-0			
2-0-0	0-0-0	0-0-0		NEUTRAL		1-0-0		0-0-0		1-0-0			
<hr/>													
15-10-0	0-0-0	0-0-0		NON-CONFERENCE		2-4-0		4-3-0		9-3-0			
7-2-0	0-0-0	0-0-0		HOME		1-0-0		0-0-0		6-2-0			
6-8-0	0-0-0	0-0-		AWAY		0-4-0		4-3-0		2-1-0			
2-0-0	0-0-0	0-0-0		NEUTRAL		1-0-0		0-0-0		1-0-0			
<hr/>													
9-15-0	0-0-0	0-0-0		CONFERENCE		3-12-0		0-0-0		6-3-0			
6-6-0	0-0-0	0-0-0		HOME		2-4-0		0-0-0		4-2-0			
3-9-0	0-0-0	0-0-0		AWAY		1-8-0		0-0-0		2-1-0			
0-0-0	0-0-0	0-0-0		NEUTRAL		0-0-0		0-0-0		0-0-0			
<hr/>													
RPI	S	Opponent	Score	RPI	S	Opponent	Score	RPI	S	Opponent	Score		
				53 A San Diego				2	8	121 A Grand Canyon		13	6
				53 A San Diego				4	8	121 A Grand Canyon		11	8
				53 A San Diego				4	6	121 A Grand Canyon		4	5
				61 A BYU				5	11	139 A Hawaii		3	1
				61 A BYU				5	8	139 A Hawaii		2	3
				61 A BYU				6	19	139 A Hawaii		2	3
				63 A Coastal Caro.				1	6	139 A Hawaii		3	1
				63 A Coastal Caro.				5	7	179 A Fresno St.		7	6
				68 H Saint Mary's (CA)				8	1	179 H Fresno St.		3	6
				68 H Saint Mary's (CA)				1	2	194 N Albany (NY)		12	11
				68 H Saint Mary's (CA)				3	5	211 H Pepperdine		5	6
				70 H Loyola Marymount				4	0	211 H Pepperdine		18	4
				70 H Loyola Marymount				5	6	211 H Pepperdine		3	0
				70 H Loyola Marymount				2	3	212 A Nevada		9	6
				73 A California				0	1	212 H Nevada		7	1
				73 H California				7	2	229 A Sacramento St.		5	9
				77 N Winthrop				11	6	229 H Sacramento St.		14	6
				80 A Gonzaga				3	4	259 H Utah Valley		4	1
				80 A Gonzaga				1	8	263 A Santa Clara		2	3
				80 A Gonzaga				7	2	263 A Santa Clara		12	7
LAST 10 GAMES				263 A Santa Clara				4	2				
				265 H Northern Colo.				8	3				
				265 H Northern Colo.				7	6				
				265 H Northern Colo.				11	4				
				265 H Northern Colo.				2	3				
				281 H Portland				4	0				
				281 H Portland				1	4				

Non-Div. I Games:

San Francisco

RPI	S	Opponent	Score		RPI	S	Opponent	Score	
92	A	San Diego St.	2	4	281	H	Portland	12	2
61	A	BYU	5	8					
61	A	BYU	6	19					
73	H	California	7	2					
263	A	Santa Clara	12	7					
263	A	Santa Clara	4	2					

San Francisco

S  
a  
n  
F  
r  
a  
n  
c  
i  
s  
c  
o

S  
a  
n  
F  
r  
a  
n  
c  
i  
s  
c  
o



[illegible]

**Non-Div. I Games: McKendree**

3 5

Saint Louis

Saint Louis

Average RPI Win: 204		WON-LOST RECORD	WINNING PCT. RANK		LAST 10 GAMES	STRENGTH OF SCHEDULE	OPP. STRENGTH OF SCHEDULE	TEAM RPI	ADJ RPI		CONF. RPI	ADJ CONF. RPI											
Average RPI Loss: 190																							
DIV. I ONLY		25-19-0	.56818	94	7-3-0	219	263	149	.50015	149	26	26											
DIV. I NON-CONF.		13-13-0	.5	143	2-2-0	114	257	115	.51645	115	25	25											
<hr/>																							
TOTALS		RPI 1-25		RPI 26-50		W-L RECORDS		RPI 51-100		RPI 101-150		RPI 150+											
25-19-0		1-1-0		0-1-0		OVERALL		0-0-0		4-1-0		20-16-0											
6-3-0		0-0-0		0-0-0		HOME		0-0-0		3-0-0		3-3-0											
11-10-0		1-1-0		0-1-0		AWAY		0-0-0		1-1-0		9-7-0											
8-6-0		0-0-0		0-0-0		NEUTRAL		0-0-0		0-0-0		8-6-0											
13-13-0		1-1-0		0-1-0		NON-CONFERENCE		0-0-0		1-1-0		11-10-0											
1-2-0		0-0-0		0-0-0		HOME		0-0-0		0-0-0		1-2-0											
6-6-0		1-1-0		0-0-		AWAY		0-0-0		1-1-0		4-3-0											
6-5-0		0-0-0		0-0-0		NEUTRAL		0-0-0		0-0-0		6-5-0											
12-6-0		0-0-0		0-0-0		CONFERENCE		0-0-0		3-0-0		9-6-0											
5-1-0		0-0-0		0-0-0		HOME		0-0-0		3-0-0		2-1-0											
5-4-0		0-0-0		0-0-0		AWAY		0-0-0		0-0-0		5-4-0											
2-1-0		0-0-0		0-0-0		NEUTRAL		0-0-0		0-0-0		2-1-0											
RPI	S	Opponent		Score		RPI	S	Opponent		Score		RPI	S	Opponent		Score							
16	A	Mississippi St.		9	8	41	A	Binghamton		1	3			106	A	VCU		15	6				
16	A	Mississippi St.		4	12									140	H	Canisius		11	4				
														140	H	Canisius		10	7				
														140	H	Canisius		13	3				
														144	A	Hartford		16	18				
														155	N	Central Conn. St.		2	3				
														165	N	UMass Lowell		6	5				
														168	N	Indiana St.		1	3				
														168	N	Indiana St.		9	3				
														184	A	Navy		2	3				
														188	N	Penn		4	5				
														188	N	Penn		4	3				
														188	N	Penn		5	0				
														194	A	Albany (NY)		9	6				
														194	A	Albany (NY)		2	8				
														194	H	Albany (NY)		3	4				
														194	H	Albany (NY)		2	1				
														206	H	Stony Brook		2	9				
														208	A	George Mason		9	10				
														208	A	George Mason		3	1				
														208	A	George Mason		4	1				
														214	A	Monmouth		5	4				
														214	A	Monmouth		7	1				
														214	A	Monmouth		2	7				
														225	A	Holy Cross		6	2				
														231	N	Army West Point		1	4				
														194	A	Albany (NY)		9	6				
														231	N	Army West Point		1	4				
														194	A	Albany (NY)		2	8				
														239	A	Quinnipiac		4	7				
<hr/>																							
LAST 10 GAMES																							
						244	H	Rider		1	3	299	A	Saint Peter's		27	6	214	A	Monmouth		7	1
						244	H	Rider		10	1	299	A	Saint Peter's		17	6	214	A	Monmouth		2	7
						244	H	Rider		5	1	231	N	Army West Point		1	4	225	A	Holy Cross		6	2
						225	A	Holy Cross		6	2	194	A	Albany (NY)		9	6	231	N	Army West Point		1	4
						299	A	Saint Peter's		6	2	194	A	Albany (NY)		2	8	239	A	Quinnipiac		4	7

Non-Div. I Games:

Marist

RPI	S	Opponent	Score
239	A	Quinnipiac	0 2
239	A	Quinnipiac	2 4
244	H	Rider	10 1
244	H	Rider	1 3
244	H	Rider	5 1
247	N	Bucknell	10 8
247	N	Bucknell	3 7
247	N	Bucknell	5 0
254	N	Iona	1 3
254	N	Iona	5 1
254	N	Iona	10 3
299	A	Saint Peter's	27 6
299	A	Saint Peter's	17 6
299	A	Saint Peter's	6 2

Marist

[illegible]

**Non-Div. I Games:**

Ohio St.

Average RPI Win:	166	WON-LOST RECORD	WINNING PCT. RANK	LAST 10 GAMES	STRENGTH OF SCHEDULE	OPP. STRENGTH OF SCHEDULE	TEAM RPI	ADJ RPI	CONF. RPI	ADJ CONF. RPI					
DIV. I ONLY		15-24-0	.38462	234	5-5-0	50	96	151	.49922	151	8	8			
DIV. I NON-CONF.		8-13-0	.38095	231	1-0-0	28	123	153	.49817	153	8	8			
<hr/>															
TOTALS	RPI 1-25	RPI 26-50		W-L RECORDS		RPI 51-100		RPI 101-150		RPI 150+					
15-24-0	0-7-0	1-5-0		OVERALL		1-3-0		5-4-0		8-5-0					
9-10-0	0-3-0	1-2-0		HOME		1-1-0		1-2-0		6-2-0					
6-13-0	0-4-0	0-3-0		AWAY		0-1-0		4-2-0		2-3-0					
0-1-0	0-0-0	0-0-0		NEUTRAL		0-1-0		0-0-0		0-0-0					
8-13-0	0-4-0	1-2-0		NON-CONFERENCE		1-3-0		0-0-0		6-4-0					
6-4-0	0-0-0	1-2-0		HOME		1-1-0		0-0-0		4-1-0					
2-8-0	0-4-0	0-0-		AWAY		0-1-0		0-0-0		2-3-0					
0-1-0	0-0-0	0-0-0		NEUTRAL		0-1-0		0-0-0		0-0-0					
7-11-0	0-3-0	0-3-0		CONFERENCE		0-0-0		5-4-0		2-1-0					
3-6-0	0-3-0	0-0-0		HOME		0-0-0		1-2-0		2-1-0					
4-5-0	0-0-0	0-3-0		AWAY		0-0-0		4-2-0		0-0-0					
0-0-0	0-0-0	0-0-0		NEUTRAL		0-0-0		0-0-0		0-0-0					
<hr/>															
RPI	S	Opponent	Score	RPI	S	Opponent	Score	RPI	S	Opponent	Score	RPI	S	Opponent	Score
1	A	Oregon St.	1 4	35	A	Cal St. Fullerton	8 9	66	A	Oregon	2 7	116	H	Cal Poly	3 0
1	A	Oregon St.	2 14	35	A	Cal St. Fullerton	0 6	68	H	Saint Mary's (CA)	11 10	116	H	Cal Poly	1 4
1	A	Oregon St.	0 4	35	A	Cal St. Fullerton	5 8	68	H	Saint Mary's (CA)	2 5	116	H	Cal Poly	6 9
12	A	Stanford	2 8	45	H	UConn	6 9	68	N	Saint Mary's (CA)	4 6	135	A	UC Santa Barbara	2 0
25	H	Long Beach St.	2 10	45	H	UConn	4 7					135	A	UC Santa Barbara	3 6
25	H	Long Beach St.	3 9	45	H	UConn	8 7					135	A	UC Santa Barbara	3 2
25	H	Long Beach St.	9 14									139	A	Hawaii	9 3
												139	A	Hawaii	1 3
												139	A	Hawaii	11 4
												152	A	Creighton	3 4
												152	A	Creighton	1 2
												152	A	Creighton	12 1
												174	H	CSUN	2 4
												174	H	CSUN	8 2
												174	H	CSUN	7 5
												227	H	Penn St.	10 2
												229	A	Sacramento St.	0 1
												229	H	Sacramento St.	7 6
												237	A	UNLV	8 3
												259	H	Utah Valley	7 6
												259	H	Utah Valley	9 4
												259	H	Utah Valley	3 4
<hr/>															
				LAST 10 GAMES											
				135	A	UC Santa Barbara	2 0	25	H	Long Beach St.	3 9				
				135	A	UC Santa Barbara	3 2	25	H	Long Beach St.	9 14				
				135	A	UC Santa Barbara	3 6	139	A	Hawaii	1 3				
				68	H	Saint Mary's (CA)	11 10	139	A	Hawaii	9 3				
				25	H	Long Beach St.	2 10	139	A	Hawaii	11 4				

Non-Div. I Games:

UC Davis

Average RPI Win:	165	WON-LOST	WINNING	LAST 10	STRENGTH OF	OPP. STRENGTH	TEAM	ADJ	CONF.	ADJ CONF.	
Average RPI Loss:	154	RECORD	PCT. RANK	GAMES	SCHEDULE	OF SCHEDULE	RPI	RPI	RPI	RPI	
DIV. I ONLY	21-18-0	.53846	122	8-2-0	182	139	152	.49915	152	10	10
DIV. I NON-CONF.	11-15-0	.42308	201	2-0-0	270	117	250	.44327	250	16	16
<hr/>											
TOTALS	RPI 1-25	RPI 26-50		W-L RECORDS		RPI 51-100		RPI 101-150		RPI 150+	
21-18-0	0-0-0	3-3-0		OVERALL		4-3-0		1-2-0		13-10-0	
14-6-0	0-0-0	3-1-0		HOME		1-2-0		1-1-0		9-2-0	
7-10-0	0-0-0	0-1-0		AWAY		3-1-0		0-0-0		4-8-0	
0-2-0	0-0-0	0-1-0		NEUTRAL		0-0-0		0-1-0		0-0-0	
11-15-0	0-0-0	1-2-0		NON-CONFERENCE		2-2-0		1-1-0		7-10-0	
9-4-0	0-0-0	1-0-0		HOME		1-2-0		1-0-0		6-2-0	
2-9-0	0-0-0	0-0-		AWAY		1-0-0		0-0-0		1-8-0	
0-2-0	0-0-0	0-1-0		NEUTRAL		0-0-0		0-1-0		0-0-0	
10-3-0	0-0-0	2-1-0		CONFERENCE		2-1-0		0-1-0		6-0-0	
5-2-0	0-0-0	2-1-0		HOME		0-0-0		0-1-0		3-0-0	
5-1-0	0-0-0	0-0-0		AWAY		2-1-0		0-0-0		3-0-0	
0-0-0	0-0-0	0-0-0		NEUTRAL		0-0-0		0-0-0		0-0-0	
RPI	S	Opponent	Score	RPI	S	Opponent	Score	RPI	S	Opponent	Score
				31	H	St. John's (NY)	2 3	62	A	Kansas	7 3
				31	H	St. John's (NY)	5 1	77	H	Winthrop	0 4
				31	H	St. John's (NY)	7 4	77	H	Winthrop	7 1
				36	N	Michigan	6 7	77	H	Winthrop	1 2
				42	A	Nebraska	6 14	85	A	Seton Hall	2 1
				42	H	Nebraska	5 2	85	A	Seton Hall	0 1
								85	A	Seton Hall	4 3

Non-Div. I Games:

Creighton

[illegible]

Non-Div. I Games:	Viterbo	9	2
-------------------	---------	---	---

Ill.-Chicago



RPI	S	Opponent	Score	
261	H	Youngstown St.	10	2
261	H	Youngstown St.	1	0
276	N	Grambling	9	3
282	A	Chicago St.	4	3
282	H	Chicago St.	7	0
282	H	Chicago St.	8	0
285	N	Prairie View	4	5
285	N	Prairie View	6	1

Ill.-Chicago

I  
l  
l  
.  
-  
C  
h  
i  
c  
a  
g  
o

I  
l  
l  
.  
-  
C  
h  
i  
c  
a  
g  
o

Average RPI Win: 187		WON-LOST RECORD	WINNING PCT. RANK		LAST 10 GAMES	STRENGTH OF SCHEDULE	OPP. STRENGTH OF SCHEDULE	TEAM RPI	ADJ RPI		CONF. RPI	ADJ CONF. RPI			
Average RPI Loss: 153															
DIV. I ONLY		18-19-0	.48649	164	7-3-0	153	234	154	.49824	154	15	15			
DIV. I NON-CONF.		8-12-0	.4	214	2-0-0	195	271	232	.46161	231	17	17			
TOTALS		RPI 1-25	RPI 26-50		W-L RECORDS		RPI 51-100		RPI 101-150		RPI 150+				
18-19-0	0-0-0		1-4-0		OVERALL		0-1-0		2-1-0		15-13-0				
8-5-0	0-0-0		0-0-0		HOME		0-0-0		0-0-0		8-5-0				
10-11-0	0-0-0		1-2-0		AWAY		0-0-0		2-1-0		7-8-0				
0-3-0	0-0-0		0-2-0		NEUTRAL		0-1-0		0-0-0		0-0-0				
8-12-0	0-0-0		0-2-0		NON-CONFERENCE		0-1-0		0-0-0		8-9-0				
4-3-0	0-0-0		0-0-0		HOME		0-0-0		0-0-0		4-3-0				
4-6-0	0-0-0		0-0-		AWAY		0-0-0		0-0-0		4-6-0				
0-3-0	0-0-0		0-2-0		NEUTRAL		0-1-0		0-0-0		0-0-0				
10-7-0	0-0-0		1-2-0		CONFERENCE		0-0-0		2-1-0		7-4-0				
4-2-0	0-0-0		0-0-0		HOME		0-0-0		0-0-0		4-2-0				
6-5-0	0-0-0		1-2-0		AWAY		0-0-0		2-1-0		3-2-0				
0-0-0	0-0-0		0-0-0		NEUTRAL		0-0-0		0-0-0		0-0-0				
RPI	S	Opponent	Score	RPI	S	Opponent	Score	RPI	S	Opponent	Score				
				31	N	St. John's (NY)	0 8	56	N	Liberty	5 8	144	A	Hartford	7 16
				31	N	St. John's (NY)	3 15					144	A	Hartford	13 12
				41	A	Binghamton	2 11					144	A	Hartford	7 3
				41	A	Binghamton	12 3					164	A	Delaware	6 17
				41	A	Binghamton	1 9					164	H	Delaware	5 4
												165	H	UMass Lowell	5 2
												165	H	UMass Lowell	5 2
												165	H	UMass Lowell	2 6
												167	A	Gardner-Webb	6 0
												167	A	Gardner-Webb	3 4
												167	A	Gardner-Webb	2 5
												175	A	George Washington	2 3
												175	H	George Washington	3 4
												184	A	Navy	10 1
												191	A	Georgetown	10 2
												194	A	Albany (NY)	2 10
												194	A	Albany (NY)	5 2
												194	A	Albany (NY)	15 8
												194	H	Albany (NY)	9 3
												194	H	Albany (NY)	1 9
												194	H	Albany (NY)	7 6
												205	A	UNC Asheville	8 4
												205	A	UNC Asheville	6 7
												205	A	UNC Asheville	5 11
												208	H	George Mason	4 2
												210	A	Maine	7 10
												210	A	Maine	9 6
LAST 10 GAMES															
				210	A	Maine	9 6	194	A	Albany (NY)	15 8	205	A	UNC Asheville	6 7
				210	A	Maine	7 10	191	A	Georgetown	10 2	205	A	UNC Asheville	5 11
				184	A	Navy	10 1	165	H	UMass Lowell	5 2	208	H	George Mason	4 2
				194	A	Albany (NY)	2 10	165	H	UMass Lowell	5 2	210	A	Maine	7 10
				194	A	Albany (NY)	5 2	165	H	UMass Lowell	2 6	210	A	Maine	9 6

Non-Div. I Games:

UMBC

RPI	S	Opponent	Score	
242	H	Towson	3	7
293	H	Coppin St.	4	10
297	H	Mt. St. Mary's	14	1
297	H	Mt. St. Mary's	19	7

UMBC

U  
M  
B  
C

U  
M  
B  
C

Average RPI Win: 223		WON-LOST	WINNING	LAST 10	STRENGTH OF		OPP. STRENGTH	TEAM	ADJ	CONF.	ADJ CONF.
Average RPI Loss: 133		RECORD	PCT. RANK	GAMES	SCHEDULE		OF SCHEDULE	RPI	RPI	RPI	RPI
DIV. I ONLY		26-18-0	.59091	82	7-3-0		211	265	155	.49618	155
DIV. I NON-CONF.		11-13-0	.45833	178	2-2-0		44	204	110	.51958	110
TOTALS		RPI 1-25	RPI 26-50		W-L RECORDS		RPI 51-100		RPI 101-150		RPI 150+
26-18-0	0-4-0	2-4-0		OVERALL		0-0-0		4-2-0		20-8-0	
13-7-0	0-0-0	1-2-0		HOME		0-0-0		3-2-0		9-3-0	
8-10-0	0-4-0	1-2-0		AWAY		0-0-0		0-0-0		7-4-0	
5-1-0	0-0-0	0-0-0		NEUTRAL		0-0-0		1-0-0		4-1-0	
11-13-0	0-4-0	2-4-0		NON-CONFERENCE		0-0-0		2-0-0		7-5-0	
4-3-0	0-0-0	1-2-0		HOME		0-0-0		1-0-0		2-1-0	
2-9-0	0-4-0	1-0-		AWAY		0-0-0		0-0-0		1-3-0	
5-1-0	0-0-0	0-0-0		NEUTRAL		0-0-0		1-0-0		4-1-0	
15-5-0	0-0-0	0-0-0		CONFERENCE		0-0-0		2-2-0		13-3-0	
9-4-0	0-0-0	0-0-0		HOME		0-0-0		2-2-0		7-2-0	
6-1-0	0-0-0	0-0-0		AWAY		0-0-0		0-0-0		6-1-0	
0-0-0	0-0-0	0-0-0		NEUTRAL		0-0-0		0-0-0		0-0-0	
RPI S	Opponent	Score		RPI S	Opponent	Score		RPI S	Opponent	Score	
20 A	Oklahoma	0	3	41 A	Binghamton	1	6	141 H	Bryant	3	6
20 A	Oklahoma	2	11	41 A	Binghamton	3	2	141 H	Bryant	0	7
20 A	Oklahoma	1	6	41 A	Binghamton	2	3	141 H	Bryant	8	0
20 A	Oklahoma	2	13	41 H	Binghamton	0	3	141 H	Bryant	9	7
				41 H	Binghamton	2	1	144 H	Hartford	6	4
				45 H	UConn	5	7	149 N	Marist	3	2
								165 H	UMass Lowell	5	0
								184 A	Navy	3	7
								184 A	Navy	6	11
								210 N	Maine	6	3
								210 N	Maine	3	6
								225 N	Holy Cross	3	2
								239 A	Quinnipiac	24	13
								239 H	Quinnipiac	6	3
								251 N	South Dakota St.	15	6
								251 N	South Dakota St.	6	4
								252 A	LIU Brooklyn	5	0
								252 A	LIU Brooklyn	9	8
								252 A	LIU Brooklyn	4	6
								252 A	LIU Brooklyn	3	0
								256 A	Siena	4	5
								258 H	Sacred Heart	3	4
								258 H	Sacred Heart	9	1
								258 H	Sacred Heart	2	1
								258 H	Sacred Heart	11	5
								258 H	Sacred Heart	9	5
								258 H	Sacred Heart	2	6
LAST 10 GAMES				41 A	Binghamton	3	2	258 H	Sacred Heart	9	1
				41 A	Binghamton	1	6	258 H	Sacred Heart	2	1
				141 H	Bryant	9	7	258 H	Sacred Heart	11	5
				141 H	Bryant	8	0	258 H	Sacred Heart	9	5
				141 H	Bryant	0	7	258 H	Sacred Heart	2	6

Non-Div. I Games:

Central Conn. St.

RPI	S	Opponent	Score	
267	H	Massachusetts	0	15
297	A	Mt. St. Mary's	11	3
297	A	Mt. St. Mary's	7	5
297	A	Mt. St. Mary's	7	2
297	H	Mt. St. Mary's	4	0
297	H	Mt. St. Mary's	2	0
297	H	Mt. St. Mary's	9	1

Central Conn. St.  
.  
S  
t  
.

C  
e  
n  
t  
r  
a  
l  
C  
o  
n  
n  
.  
S  
t  
.

Average RPI Win:	198	WON-LOST RECORD	WINNING PCT. RANK	LAST 10 GAMES	STRENGTH OF SCHEDULE	OPP. STRENGTH OF SCHEDULE	TEAM RPI	ADJ RPI	CONF. RPI	ADJ CONF. RPI	
DIV. I ONLY		24-21-0	.53333 125	5-5-0	109	239	156	.49589 156	23	23	
DIV. I NON-CONF.		13-11-0	.54167 124	2-2-0	126	247	170	.48866 170	24	24	
<hr/>											
TOTALS	RPI 1-25	RPI 26-50		W-L RECORDS		RPI 51-100		RPI 101-150		RPI 150+	
24-21-0	0-2-0	0-4-0		OVERALL		0-1-0		6-7-0		18-7-0	
18-13-0	0-1-0	0-3-0		HOME		0-1-0		5-3-0		13-5-0	
6-8-0	0-1-0	0-1-0		AWAY		0-0-0		1-4-0		5-2-0	
0-0-0	0-0-0	0-0-0		NEUTRAL		0-0-0		0-0-0		0-0-0	
13-11-0	0-2-0	0-1-0		NON-CONFERENCE		0-1-0		1-3-0		12-4-0	
12-7-0	0-1-0	0-0-0		HOME		0-1-0		1-1-0		11-4-0	
1-4-0	0-1-0	0-0-		AWAY		0-0-0		0-2-0		1-0-0	
0-0-0	0-0-0	0-0-0		NEUTRAL		0-0-0		0-0-0		0-0-0	
11-10-0	0-0-0	0-3-0		CONFERENCE		0-0-0		5-4-0		6-3-0	
6-6-0	0-0-0	0-3-0		HOME		0-0-0		4-2-0		2-1-0	
5-4-0	0-0-0	0-0-0		AWAY		0-0-0		1-2-0		4-2-0	
0-0-0	0-0-0	0-0-0		NEUTRAL		0-0-0		0-0-0		0-0-0	
RPI S	Opponent	Score	RPI S	Opponent	Score	RPI S	Opponent	Score	RPI S	Opponent	Score
11 A	Wake Forest	5 13	26 A	South Carolina	2 3	93 H	Notre Dame	0 2	106 A	VCU	5 4
11 H	Wake Forest	6 12	46 H	Rhode Island	1 9				106 A	VCU	0 14
			46 H	Rhode Island	2 5				106 A	VCU	4 11
			46 H	Rhode Island	6 7				117 A	Duke	6 8
									133 H	St. Bonaventure	4 17
									133 H	St. Bonaventure	9 2
									133 H	St. Bonaventure	9 2
									137 A	High Point	0 7
									137 H	High Point	11 12
									144 H	Hartford	7 5
									148 H	Saint Louis	8 7
									148 H	Saint Louis	6 3
									148 H	Saint Louis	5 7
									161 H	Butler	3 2
									165 H	UMass Lowell	8 5
									167 H	Gardner-Webb	11 2
									170 H	Presbyterian	6 8
									173 H	Appalachian St.	12 6
									175 A	George Washington	12 2
									175 A	George Washington	3 4
									175 A	George Washington	0 5
			LAST 10 GAMES						186 A	N.C. A&T	6 0
			148 H	Saint Louis	8 7	175 A	George Washington	0 5	186 H	N.C. A&T	5 3
			148 H	Saint Louis	5 7	175 A	George Washington	12 2	186 H	N.C. A&T	12 1
			148 H	Saint Louis	6 3	11 H	Wake Forest	6 12	191 H	Georgetown	8 1
			170 H	Presbyterian	6 8	186 H	N.C. A&T	5 3	191 H	Georgetown	5 6
			175 A	George Washington	3 4	186 H	N.C. A&T	12 1	191 H	Georgetown	9 4

Non-Div. I Games:

Davidson

Davidson

UNCW

Average RPI Win: 182		WON-LOST	WINNING	LAST 10	STRENGTH OF	OPP. STRENGTH	TEAM	ADJ	CONF.	ADJ CONF.				
Average RPI Loss: 120		RECORD	PCT. RANK	GAMES	SCHEDULE	OF SCHEDULE	RPI	RPI	RPI	RPI				
DIV. I ONLY		24-22-0	.52174	135	7-3-0	116	163	157	.49571	157	22	22		
DIV. I NON-CONF.		12-16-0	.42857	198	1-1-0	87	104	189	.4811	189	22	22		
<hr/>														
TOTALS		RPI 1-25	RPI 26-50		W-L RECORDS		RPI 51-100		RPI 101-150		RPI 150+			
24-22-0		1-1-0	0-4-0		OVERALL		2-8-0		4-0-0		17-9-0			
21-11-0		1-1-0	0-1-0		HOME		2-6-0		4-0-0		14-3-0			
3-11-0		0-0-0	0-3-0		AWAY		0-2-0		0-0-0		3-6-0			
0-0-0		0-0-0	0-0-0		NEUTRAL		0-0-0		0-0-0		0-0-0			
12-16-0		1-1-0	0-4-0		NON-CONFERENCE		0-7-0		4-0-0		7-4-0			
11-9-0		1-1-0	0-1-0		HOME		0-5-0		4-0-0		6-2-0			
1-7-0		0-0-0	0-0-		AWAY		0-2-0		0-0-0		1-2-0			
0-0-0		0-0-0	0-0-0		NEUTRAL		0-0-0		0-0-0		0-0-0			
12-6-0		0-0-0	0-0-0		CONFERENCE		2-1-0		0-0-0		10-5-0			
10-2-0		0-0-0	0-0-0		HOME		2-1-0		0-0-0		8-1-0			
2-4-0		0-0-0	0-0-0		AWAY		0-0-0		0-0-0		2-4-0			
0-0-0		0-0-0	0-0-0		NEUTRAL		0-0-0		0-0-0		0-0-0			
RPI	S	Opponent	Score		RPI	S	Opponent	Score		RPI	S	Opponent	Score	
24	H	Maryland	6	10	33	A	Ole Miss	2	7	63	A	Coastal Caro.	2	13
24	H	Maryland	10	7	33	A	Ole Miss	4	8	63	H	Coastal Caro.	1	4
					33	A	Ole Miss	6	8	65	H	FGCU	1	5
					47	H	North Carolina St.	5	8	65	H	FGCU	1	10
										65	H	FGCU	3	5
										87	A	East Carolina	2	10
										87	H	East Carolina	5	9
										98	H	William & Mary	9	10
										98	H	William & Mary	6	5
										98	H	William & Mary	11	1

Non-Div. I Games:

UNCW



RPI	S	Opponent	Score	
273	A	Hofstra	20	7
273	A	Hofstra	3	6
273	A	Hofstra	7	4

UNCW

U  
N  
C  
W

U  
N  
C  
W

Average RPI Win:		183	WON-LOST RECORD		WINNING PCT. RANK		LAST 10 GAMES		STRENGTH OF SCHEDULE		OPP. STRENGTH OF SCHEDULE		TEAM RPI		ADJ RPI		CONF. RPI		ADJ CONF. RPI				
DIV. I ONLY			22-25-0		.46809 174		5-5-0		120		109		158		.49542 158		22		22				
DIV. I NON-CONF.			10-16-0		.38462 228		0-1-0		33		30		137		.50623 137		22		22				
TOTALS		RPI 1-25		RPI 26-50		W-L RECORDS		RPI 51-100		RPI 101-150		RPI 150+											
22-25-0		0-2-0		0-3-0		OVERALL		6-14-0		0-0-0		16-6-0											
15-11-0		0-1-0		0-0-0		HOME		3-8-0		0-0-0		12-2-0											
7-14-0		0-1-0		0-3-0		AWAY		3-6-0		0-0-0		4-4-0											
0-0-0		0-0-0		0-0-0		NEUTRAL		0-0-0		0-0-0		0-0-0											
10-16-0		0-2-0		0-3-0		NON-CONFERENCE		6-11-0		0-0-0		4-0-0											
5-9-0		0-1-0		0-0-0		HOME		3-8-0		0-0-0		2-0-0											
5-7-0		0-1-0		0-0-		AWAY		3-3-0		0-0-0		2-0-0											
0-0-0		0-0-0		0-0-0		NEUTRAL		0-0-0		0-0-0		0-0-0											
12-9-0		0-0-0		0-0-0		CONFERENCE		0-3-0		0-0-0		12-6-0											
10-2-0		0-0-0		0-0-0		HOME		0-0-0		0-0-0		10-2-0											
2-7-0		0-0-0		0-0-0		AWAY		0-3-0		0-0-0		2-4-0											
0-0-0		0-0-0		0-0-0		NEUTRAL		0-0-0		0-0-0		0-0-0											
RPI	S	Opponent		Score		RPI	S	Opponent		Score		RPI	S	Opponent		Score							
7	A	Clemson		2	7	42	A	Nebraska		1	10	58	H	Kent St.		5	13	157	H	UNCW	8 7		
7	H	Clemson		4	8	42	A	Nebraska		2	6	58	H	Kent St.		10	7	157	H	UNCW	2 0		
						42	A	Nebraska		1	6	58	H	Kent St.		0	5	157	H	UNCW	7 6		
												63	A	Coastal Caro.		7	16	190	A	Northeastern	3 4		
												63	H	Coastal Caro.		5	8	190	A	Northeastern	3 6		
												76	A	Ga. Southern		7	14	190	A	Northeastern	3 6		
												76	H	Ga. Southern		4	8	193	H	Elon	5 3		
												87	H	East Carolina		12	15	193	H	Elon	4 6		
												87	H	East Carolina		7	12	193	H	Elon	11 2		
												90	H	Cincinnati		4	5	207	A	Charleston So.	13 5		
												90	H	Cincinnati		4	3	221	A	James Madison	12 11		
												90	H	Cincinnati		5	3	221	A	James Madison	5 6		
												94	A	North Florida		20	3	221	A	James Madison	8 4		
												94	H	North Florida		2	11	236	A	The Citadel	10 1		
												98	A	William & Mary		4	6	236	H	The Citadel	3 2		
												98	A	William & Mary		0	2	236	H	The Citadel	3 1		
												98	A	William & Mary		6	7	242	H	Towson	16 3		
												100	A	Georgia		9	3	242	H	Towson	5 0		
												100	A	Georgia		15	6	242	H	Towson	8 1		
												100	A	Georgia		8	9	273	H	Hofstra	1 2		
																		273	H	Hofstra	12 1		
																		273	H	Hofstra	4 2		
						LAST 10 GAMES																	
						98	A	William & Mary		0	2	193	H	Elon		11	2						
						98	A	William & Mary		4	6	7	A	Clemson		2	7						
						98	A	William & Mary		6	7	242	H	Towson		8	1						
						193	H	Elon		4	6	242	H	Towson		5	0						
						193	H	Elon		5	3	242	H	Towson		16	3						

Non-Div. I Games:

Col. of Charleston

Average RPI Win: 195		WON-LOST	WINNING	LAST 10	STRENGTH OF		OPP. STRENGTH	TEAM	ADJ	CONF.	ADJ CONF.			
Average RPI Loss: 98		RECORD	PCT. RANK	GAMES	SCHEDULE		OF SCHEDULE	RPI	RPI	RPI	RPI			
DIV. I ONLY		25-24-0	.5102	145	5-5-0		142	167	159	.49519	159			
DIV. I NON-CONF.		13-12-0	.52	137	0-1-0		243	182	231	.46209	230			
TOTALS		RPI 1-25	RPI 26-50		W-L RECORDS		RPI 51-100		RPI 101-150		RPI 150+			
25-24-0		1-4-0	1-7-0		OVERALL		1-6-0		7-2-0		15-5-0			
19-8-0		0-1-0	0-2-0		HOME		1-1-0		5-1-0		13-3-0			
5-13-0		0-1-0	1-4-0		AWAY		0-5-0		2-1-0		2-2-0			
1-3-0		1-2-0	0-1-0		NEUTRAL		0-0-0		0-0-0		0-0-0			
13-12-0		1-4-0	0-2-0		NON-CONFERENCE		1-3-0		0-0-0		11-3-0			
12-4-0		0-1-0	0-0-0		HOME		1-1-0		0-0-0		11-2-0			
0-5-0		0-1-0	0-0-		AWAY		0-2-0		0-0-0		0-1-0			
1-3-0		1-2-0	0-1-0		NEUTRAL		0-0-0		0-0-0		0-0-0			
12-12-0		0-0-0	1-5-0		CONFERENCE		0-3-0		7-2-0		4-2-0			
7-4-0		0-0-0	0-2-0		HOME		0-0-0		5-1-0		2-1-0			
5-8-0		0-0-0	1-3-0		AWAY		0-3-0		2-1-0		2-1-0			
0-0-0		0-0-0	0-0-0		NEUTRAL		0-0-0		0-0-0		0-0-0			
RPI	S	Opponent	Score		RPI	S	Opponent	Score		RPI	S	Opponent	Score	
11	N	Wake Forest	0	5	29	A	Houston	3	5	59	A	Louisiana	2	18
11	N	Wake Forest	12	5	33	N	Ole Miss	0	5	59	H	Louisiana	3	1
13	H	West Virginia	1	8	34	A	Southeastern La.	3	2	72	A	Sam Houston St.	3	8
14	A	LSU	2	3	34	H	Southeastern La.	0	4	72	A	Sam Houston St.	2	11
19	N	Southern Miss.	8	16	34	H	Southeastern La.	6	11	72	A	Sam Houston St.	5	6
					44	A	McNeese	8	11	83	A	Tulane	3	9
					44	A	McNeese	2	9	83	H	Tulane	2	3
					44	A	McNeese	3	12					

Non-Div. I Games:

Nicholls St.

RPI	S	Opponent	Score	
294	A	Southern U.	5	6
294	H	Southern U.	10	9

Nicholls St.

N  
i  
c  
h  
o  
l  
l  
s  
s  
t  
.

N  
i  
c  
h  
o  
l  
l  
s  
s  
t  
.

Average RPI Win:	217	WON-LOST	WINNING	LAST 10	STRENGTH OF	OPP. STRENGTH	TEAM	ADJ	CONF.	ADJ CONF.	
Average RPI Loss:	161	RECORD	PCT. RANK	GAMES	SCHEDULE	OF SCHEDULE	RPI	RPI	RPI	RPI	
DIV. I ONLY		27-18-0	.675	7-3-0	272	257	160	.49487	160	26	26
DIV. I NON-CONF.		13-14-0	.48148	2-1-0	184	227	149	.50137	149	25	25
<hr/>											
TOTALS	RPI 1-25	RPI 26-50		W-L RECORDS		RPI 51-100		RPI 101-150		RPI 150+	
27-18-0	0-0-0	0-1-0		OVERALL		1-2-0		4-6-0		22-9-0	
11-4-0	0-0-0	0-1-0		HOME		1-0-0		1-1-0		9-2-0	
15-12-0	0-0-0	0-0-0		AWAY		0-2-0		3-5-0		12-5-0	
1-2-0	0-0-0	0-0-0		NEUTRAL		0-0-0		0-0-0		1-2-0	
13-14-0	0-0-0	0-1-0		NON-CONFERENCE		1-2-0		4-6-0		8-5-0	
3-3-0	0-0-0	0-1-0		HOME		1-0-0		1-1-0		1-1-0	
9-9-0	0-0-0	0-0-		AWAY		0-2-0		3-5-0		6-2-0	
1-2-0	0-0-0	0-0-0		NEUTRAL		0-0-0		0-0-0		1-2-0	
14-4-0	0-0-0	0-0-0		CONFERENCE		0-0-0		0-0-0		14-4-0	
8-1-0	0-0-0	0-0-0		HOME		0-0-0		0-0-0		8-1-0	
6-3-0	0-0-0	0-0-0		AWAY		0-0-0		0-0-0		6-3-0	
0-0-0	0-0-0	0-0-0		NEUTRAL		0-0-0		0-0-0		0-0-0	
<hr/>											
RPI	S	Opponent	Score	RPI	S	Opponent	Score	RPI	S	Opponent	Score
				45	H	UConn	1 6	67	H	Yale	5 1
								79	A	Bethune-Cookman	5 9
								79	A	Bethune-Cookman	5 7
								106	A	VCU	3 4
								106	A	VCU	1 2
								106	A	VCU	4 5
								119	A	Lamar University	6 2
								119	A	Lamar University	9 19
								119	A	Lamar University	1 5
								119	A	Lamar University	7 6
								144	A	Hartford	10 2
								144	H	Hartford	7 3
								144	H	Hartford	3 4
								172	A	Stetson	5 2
								172	A	Stetson	0 3
								172	A	Stetson	6 0
								188	N	Penn	0 8
								188	N	Penn	7 5
								188	N	Penn	3 6
								195	A	Niagara	4 1
								195	A	Niagara	7 11
								195	A	Niagara	5 6
								206	A	Stony Brook	1 0
								206	A	Stony Brook	2 1
				LAST 10 GAMES							
				214	H	Monmouth	9 2	195	A	Niagara	7 11
				214	H	Monmouth	7 6	195	A	Niagara	5 6
				214	H	Monmouth	15 9	206	A	Stony Brook	1 0
				290	A	NJIT	12 13	206	A	Stony Brook	2 1
				195	A	Niagara	4 1	256	A	Siena	19 0
								214	H	Monmouth	7 6
								214	H	Monmouth	9 2
								214	H	Monmouth	15 9
								218	H	Fordham	6 3
								244	A	Rider	9 1
								244	A	Rider	5 6

**Non-Div. I Games:**

Fairfield

RPI	S	Opponent	Score	
244	A	Rider	1	0
256	A	Siena	7	1
256	A	Siena	19	0
256	A	Siena	2	0
258	H	Sacred Heart	5	8
266	H	Manhattan	6	4
266	H	Manhattan	6	0
266	H	Manhattan	6	13
273	A	Hofstra	17	11
290	A	NJIT	12	13
298	A	NYIT	8	2
299	H	Saint Peter's	3	2
299	H	Saint Peter's	7	1
299	H	Saint Peter's	6	4

Fairfield

F  
a  
i  
r  
f  
i  
e  
l  
d

F  
a  
i  
r  
f  
i  
e  
l  
d

Average RPI Win: 217		WON-LOST	WINNING	LAST 10	STRENGTH OF		OPP. STRENGTH	TEAM	ADJ		CONF.	ADJ CONF.			
Average RPI Loss: 151		RECORD	PCT. RANK	GAMES	SCHEDULE		OF SCHEDULE	RPI	RPI		RPI	RPI			
DIV. I ONLY		25-17-0	.59524	77	5-5-0		257	235	161	.49468	161	10	10		
DIV. I NON-CONF.		21-9-0	.7	37	3-1-0		295	277	155	.49774	155	16	16		
TOTALS		RPI 1-25	RPI 26-50		W-L RECORDS		RPI 51-100		RPI 101-150		RPI 150+				
25-17-0		1-0-0	0-3-0		OVERALL		2-1-0		4-5-0		18-8-0				
7-6-0		0-0-0	0-3-0		HOME		0-0-0		2-1-0		5-2-0				
13-8-0		1-0-0	0-0-0		AWAY		2-1-0		2-3-0		8-3-0				
5-3-0		0-0-0	0-0-0		NEUTRAL		0-0-0		0-1-0		5-2-0				
21-9-0		1-0-0	0-0-0		NON-CONFERENCE		0-0-0		4-2-0		16-7-0				
5-2-0		0-0-0	0-0-0		HOME		0-0-0		2-1-0		3-1-0				
11-4-0		1-0-0	0-0-		AWAY		0-0-0		2-0-0		8-4-0				
5-3-0		0-0-0	0-0-0		NEUTRAL		0-0-0		0-1-0		5-2-0				
4-8-0		0-0-0	0-3-0		CONFERENCE		2-1-0		0-3-0		2-1-0				
2-4-0		0-0-0	0-3-0		HOME		0-0-0		0-0-0		2-1-0				
2-4-0		0-0-0	0-0-0		AWAY		2-1-0		0-3-0		0-0-0				
0-0-0		0-0-0	0-0-0		NEUTRAL		0-0-0		0-0-0		0-0-0				
RPI S	Opponent	Score		RPI S	Opponent	Score		RPI S	Opponent	Score		RPI S	Opponent	Score	
21 A	Indiana	7	5	31 H	St. John's (NY)	2	6	85 A	Seton Hall	6	2	108 A	Xavier	2	3
				31 H	St. John's (NY)	3	12	85 A	Seton Hall	4	1	108 A	Xavier	12	17
				31 H	St. John's (NY)	3	5	85 A	Seton Hall	1	7	108 A	Xavier	4	13
												123 A	Furman	10	7
												136 A	Ball St.	7	3
												144 N	Hartford	2	5
												148 H	Saint Louis	6	5
												148 H	Saint Louis	6	3
												148 H	Saint Louis	2	4
												156 A	Davidson	2	3
												170 A	Presbyterian	5	7
												198 H	Eastern Ill.	6	10
												204 N	Eastern Mich.	6	2
												204 N	Eastern Mich.	0	4
												230 A	Miami (OH)	8	4
												235 A	Ohio	4	3
												235 A	Ohio	5	4
												235 A	Ohio	7	6
												235 N	Ohio	0	4
												235 N	Ohio	15	4
												246 H	Villanova	4	1
												246 H	Villanova	1	0
												246 H	Villanova	1	5
												247 N	Bucknell	4	3
												269 H	Dayton	4	0
												277 N	La Salle	6	5
												277 N	La Salle	3	1
Non-Div. I Games: DePauw				8	1	Lewis				7	3	Butler			

RPI	S	Opponent	Score	
282	A	Chicago St.	6	2
286	A	Alcorn	3	2
286	A	Alcorn	8	13
286	A	Alcorn	5	0
286	A	Alcorn	1	5
296	A	Fort Wayne	10	3
296	H	Fort Wayne	13	3
296	H	Fort Wayne	2	0

Butler



**Non-Div. I Games:**

CSU Bakersfield

RPI	S	Opponent	Score	
281	H	Portland	6	3
281	H	Portland	11	4
282	A	Chicago St.	3	0
282	A	Chicago St.	4	8
282	A	Chicago St.	12	1

CSU Bakersfield

C  
S  
U  
B  
a  
k  
e  
r  
s  
f  
i  
e  
l  
d

C  
S  
U  
B  
a  
k  
e  
r  
s  
f  
i  
e  
l  
d

Average RPI Win:	125	WON-LOST RECORD	WINNING PCT. RANK	LAST 10 GAMES	STRENGTH OF SCHEDULE	OPP. STRENGTH OF SCHEDULE	TEAM RPI	ADJ RPI	CONF. RPI	ADJ CONF. RPI		
Average RPI Loss:	85											
DIV. I ONLY		17-28-0	.37778	237	0-1-0	54	82	163	.49433	163	8	8
DIV. I NON-CONF.		13-17-0	.43333	194	0-1-0	26	93	123	.51384	122	8	8
<hr/>												
TOTALS	RPI 1-25	RPI 26-50		W-L RECORDS		RPI 51-100		RPI 101-150		RPI 150+		
17-28-0	2-4-0	1-6-0		OVERALL		7-9-0		2-4-0		5-5-0		
9-15-0	2-4-0	0-3-0		HOME		2-3-0		1-2-0		4-3-0		
7-11-0	0-0-0	1-2-0		AWAY		4-5-0		1-2-0		1-2-0		
1-2-0	0-0-0	0-1-0		NEUTRAL		1-1-0		0-0-0		0-0-0		
13-17-0	2-1-0	0-4-0		NON-CONFERENCE		7-9-0		0-0-0		4-3-0		
7-8-0	2-1-0	0-3-0		HOME		2-3-0		0-0-0		3-1-0		
5-7-0	0-0-0	0-0-		AWAY		4-5-0		0-0-0		1-2-0		
1-2-0	0-0-0	0-1-0		NEUTRAL		1-1-0		0-0-0		0-0-0		
4-11-0	0-3-0	1-2-0		CONFERENCE		0-0-0		2-4-0		1-2-0		
2-7-0	0-3-0	0-0-0		HOME		0-0-0		1-2-0		1-2-0		
2-4-0	0-0-0	1-2-0		AWAY		0-0-0		1-2-0		0-0-0		
0-0-0	0-0-0	0-0-0		NEUTRAL		0-0-0		0-0-0		0-0-0		
<hr/>												
RPI S	Opponent	Score	RPI S	Opponent	Score	RPI S	Opponent	Score	RPI S	Opponent	Score	
5 H	TCU	11 2	29 H	Houston	3 7	52 A	UCLA	5 3	116 H	Cal Poly	2 3	
5 H	TCU	6 3	29 H	Houston	4 5	53 A	San Diego	8 7	116 H	Cal Poly	3 2	
5 H	TCU	7 16	29 H	Houston	3 4	53 A	San Diego	6 14	116 H	Cal Poly	5 6	
25 H	Long Beach St.	0 4	35 A	Cal St. Fullerton	12 4	66 A	Oregon	1 10	135 A	UC Santa Barbara	7 8	
25 H	Long Beach St.	2 8	35 A	Cal St. Fullerton	2 3	66 A	Oregon	2 7	135 A	UC Santa Barbara	8 7	
25 H	Long Beach St.	2 5	35 A	Cal St. Fullerton	3 5	66 A	Oregon	3 6	135 A	UC Santa Barbara	3 11	
			43 N	Tennessee	9 10	66 N	Oregon	5 11	162 A	CSU Bakersfield	4 5	
						70 A	Loyola Marymount	7 6	162 H	CSU Bakersfield	2 14	
						70 H	Loyola Marymount	2 4	174 H	CSUN	8 4	
						74 H	Minnesota	8 9	174 H	CSUN	1 2	
						74 H	Minnesota	7 5	174 H	CSUN	5 6	
						92 A	San Diego St.	3 9	278 A	Seattle U	2 8	
						92 H	San Diego St.	7 5	278 A	Seattle U	3 2	
						93 N	Notre Dame	18 4	281 H	Portland	6 3	
						97 A	Southern California	14 3	281 H	Portland	3 1	
						97 H	Southern California	7 9	281 H	Portland	5 3	
<hr/>												
LAST 10 GAMES												
	97 H	Southern California	7 9		35 A	Cal St. Fullerton	12 4					
	174 H	CSUN	1 2		35 A	Cal St. Fullerton	2 3					
	174 H	CSUN	8 4		35 A	Cal St. Fullerton	3 5					
	174 H	CSUN	5 6		53 A	San Diego	8 7					
	162 A	CSU Bakersfield	4 5		25 H	Long Beach St.	2 5					

Non-Div. I Games:

UC Irvine

Average RPI Win:	205	WON-LOST RECORD	WINNING PCT. RANK	LAST 10 GAMES	STRENGTH OF SCHEDULE	OPP. STRENGTH OF SCHEDULE	TEAM RPI	ADJ RPI	CONF. RPI	ADJ CONF. RPI	
DIV. I ONLY		25-20-0	.55556 102	4-6-0	224	196	164	.49375 164	22	22	
DIV. I NON-CONF.		15-12-0	.55556 111	1-3-0	232	206	183	.4833 183	22	22	
<hr/>											
TOTALS	RPI 1-25	RPI 26-50		W-L RECORDS		RPI 51-100		RPI 101-150		RPI 150+	
25-20-0	1-0-0	1-3-0		OVERALL		2-2-0		0-3-0		21-12-0	
16-3-0	0-0-0	0-0-0		HOME		2-1-0		0-0-0		14-2-0	
6-13-0	0-0-0	1-3-0		AWAY		0-0-0		0-0-0		5-10-0	
3-4-0	1-0-0	0-0-0		NEUTRAL		0-1-0		0-3-0		2-0-0	
15-12-0	1-0-0	1-3-0		NON-CONFERENCE		0-1-0		0-3-0		13-5-0	
11-2-0	0-0-0	0-0-0		HOME		0-0-0		0-0-0		11-2-0	
1-6-0	0-0-0	1-0-		AWAY		0-0-0		0-0-0		0-3-0	
3-4-0	1-0-0	0-0-0		NEUTRAL		0-1-0		0-3-0		2-0-0	
10-8-0	0-0-0	0-0-0		CONFERENCE		2-1-0		0-0-0		8-7-0	
5-1-0	0-0-0	0-0-0		HOME		2-1-0		0-0-0		3-0-0	
5-7-0	0-0-0	0-0-0		AWAY		0-0-0		0-0-0		5-7-0	
0-0-0	0-0-0	0-0-0		NEUTRAL		0-0-0		0-0-0		0-0-0	
RPI S	Opponent	Score	RPI S	Opponent	Score	RPI S	Opponent	Score	RPI S	Opponent	Score
9 N	Kentucky	4 3	39 A	Old Dominion	1 2	98 H	William & Mary	8 5	107 N	Pittsburgh	3 5
			47 A	North Carolina St.	0 7	98 H	William & Mary	5 4	107 N	Pittsburgh	2 3
			47 A	North Carolina St.	5 4	98 H	William & Mary	2 8	150 N	Ohio St.	10 15
			47 A	North Carolina St.	1 7	99 N	Kansas St.	0 7	154 A	UMBC	4 5
									154 H	UMBC	17 6
									157 A	UNCW	0 5
									157 A	UNCW	5 2
									157 A	UNCW	5 16
									165 H	UMass Lowell	5 6
									188 H	Penn	10 9
									190 A	Northeastern	4 7
									190 A	Northeastern	2 1
									190 A	Northeastern	2 3
									193 A	Elon	2 15
									193 A	Elon	3 2
									193 A	Elon	11 2
									221 A	James Madison	5 6
									221 A	James Madison	10 2
									221 A	James Madison	8 12
									227 H	Penn St.	5 0
									227 H	Penn St.	6 1
									227 H	Penn St.	8 0
									244 A	Saint Joseph's	6 7
									244 H	Rider	8 5
									244 H	Rider	3 4
									244 H	Saint Joseph's	11 6
									244 N	Rider	21 6
			LAST 10 GAMES								
			47 A	North Carolina St.	5 4	157 A	UNCW	5 2			
			47 A	North Carolina St.	0 7	157 A	UNCW	5 16			
			47 A	North Carolina St.	1 7	193 A	Elon	3 2			
			244 A	Saint Joseph's	6 7	193 A	Elon	2 15			
			157 A	UNCW	0 5	193 A	Elon	11 2			

Non-Div. I Games:

Delaware

RPI	S	Opponent	Score	
244	N	Saint Joseph's	10	8
273	H	Hofstra	8	4
273	H	Hofstra	11	4
273	H	Hofstra	17	7
274	H	Delaware St.	15	5
275	H	Wagner	21	8
275	H	Wagner	15	7
275	H	Wagner	19	6
277	A	La Salle	3	7

Delaware

D  
e  
l  
a  
w  
a  
r  
e

D  
e  
l  
a  
w  
a  
r  
e

Average RPI Win:	184	WON-LOST RECORD	WINNING PCT. RANK	LAST 10 GAMES	STRENGTH OF SCHEDULE	OPP. STRENGTH OF SCHEDULE	TEAM RPI	ADJ RPI	CONF. RPI	ADJ CONF. RPI	
DIV. I ONLY		22-22-0	.5 146	2-8-0	161	178	165	.49256	165	15	15
DIV. I NON-CONF.		12-12-0	.5 143	0-2-0	211	200	172	.48799	172	17	17
<hr/>											
TOTALS	RPI 1-25	RPI 26-50		W-L RECORDS		RPI 51-100		RPI 101-150		RPI 150+	
22-22-0	0-0-0	2-9-0		OVERALL		2-1-0		3-2-0		15-10-0	
9-7-0	0-0-0	0-0-0		HOME		0-1-0		2-1-0		7-5-0	
5-8-0	0-0-0	0-4-0		AWAY		1-0-0		1-0-0		3-4-0	
8-7-0	0-0-0	2-5-0		NEUTRAL		1-0-0		0-1-0		5-1-0	
12-12-0	0-0-0	1-5-0		NON-CONFERENCE		2-1-0		1-1-0		8-5-0	
1-3-0	0-0-0	0-0-0		HOME		0-1-0		0-0-0		1-2-0	
4-3-0	0-0-0	0-0-		AWAY		1-0-0		1-0-0		2-2-0	
7-6-0	0-0-0	1-4-0		NEUTRAL		1-0-0		0-1-0		5-1-0	
10-10-0	0-0-0	1-4-0		CONFERENCE		0-0-0		2-1-0		7-5-0	
8-4-0	0-0-0	0-0-0		HOME		0-0-0		2-1-0		6-3-0	
1-5-0	0-0-0	0-3-0		AWAY		0-0-0		0-0-0		1-2-0	
1-1-0	0-0-0	1-1-0		NEUTRAL		0-0-0		0-0-0		0-0-0	
<hr/>											
RPI	S	Opponent	Score	RPI	S	Opponent	Score	RPI	S	Opponent	Score
31	N	St. John's (NY)	3 6	86	H	Boston College	1 6	124	A	Dartmouth	9 5
41	A	Binghamton	2 5	93	N	Notre Dame	8 0	144	H	Hartford	3 2
41	A	Binghamton	5 6	98	A	William & Mary	13 6	144	H	Hartford	1 5
41	A	Binghamton	2 6					144	H	Hartford	20 1
41	N	Binghamton	0 1					149	N	Marist	5 6
41	N	Binghamton	5 2					154	A	UMBC	2 5
45	N	UConn	3 5					154	A	UMBC	2 5
45	N	UConn	11 8					154	A	UMBC	6 2
45	N	UConn	1 7					155	A	Central Conn. St.	0 5
45	N	UConn	3 7					156	A	Davidson	5 8
47	A	North Carolina St.	0 8					164	A	Delaware	6 5
								185	H	Harvard	3 4
								194	H	Albany (NY)	2 4
								194	H	Albany (NY)	18 0
								194	H	Albany (NY)	4 0
								206	H	Stony Brook	7 5
								206	H	Stony Brook	4 0
								206	H	Stony Brook	1 4
								210	H	Maine	3 0
								210	H	Maine	4 3
								210	H	Maine	5 8
								213	H	Brown	7 8
								213	H	Brown	3 0
								242	N	Towson	10 8
								266	N	Manhattan	10 1
								266	N	Manhattan	5 2
								267	A	Massachusetts	6 0
<hr/>											
LAST 10 GAMES											
41	A	Binghamton	2 5	144	H	Hartford	1 5	213	H	Brown	3 0
41	A	Binghamton	5 6	144	H	Hartford	20 1	242	N	Towson	10 8
41	A	Binghamton	2 6	185	H	Harvard	3 4	266	N	Manhattan	10 1
86	H	Boston College	1 6	154	A	UMBC	2 5	266	N	Manhattan	5 2
144	H	Hartford	3 2	154	A	UMBC	2 5	267	A	Massachusetts	6 0

**Non-Div. I Games:**

UMass Lowell

RPI	S	Opponent	Score	
269	N	Dayton	8	13
284	N	Lehigh	3	2
289	N	Fairleigh Dickinson	12	9

UMass Lowell

U  
M  
a  
s  
s  
L  
o  
w  
e  
l  
l

U  
M  
a  
s  
s  
L  
o  
w  
e  
l  
l

Average RPI Win: 191		WON-LOST RECORD	WINNING PCT. RANK	LAST 10 GAMES	STRENGTH OF SCHEDULE	OPP. STRENGTH OF SCHEDULE	TEAM RPI	ADJ RPI		CONF. RPI	ADJ CONF. RPI
Average RPI Loss: 120											
DIV. I ONLY		22-23-0	.48889 159	5-4-0	160	159	166	.49248 166	17	17	
DIV. I NON-CONF.		8-11-0	.42105 205	2-0-0	167	73	213	.47205 212	20	20	
<hr/>											
TOTALS		RPI 1-25	RPI 26-50		W-L RECORDS		RPI 51-100		RPI 101-150		RPI 150+
22-23-0	0-1-0		1-3-0		OVERALL		0-5-0		3-6-0		18-8-0
12-11-0	0-1-0		0-0-0		HOME		0-3-0		1-4-0		11-3-0
10-11-0	0-0-0		1-2-0		AWAY		0-2-0		2-2-0		7-5-0
0-1-0	0-0-0		0-1-0		NEUTRAL		0-0-0		0-0-0		0-0-0
8-11-0	0-1-0		1-3-0		NON-CONFERENCE		0-3-0		0-3-0		7-1-0
5-6-0	0-1-0		0-0-0		HOME		0-3-0		0-2-0		5-0-0
3-4-0	0-0-0		1-0-		AWAY		0-0-0		0-1-0		2-1-0
0-1-0	0-0-0		0-1-0		NEUTRAL		0-0-0		0-0-0		0-0-0
14-12-0	0-0-0		0-0-0		CONFERENCE		0-2-0		3-3-0		11-7-0
7-5-0	0-0-0		0-0-0		HOME		0-0-0		1-2-0		6-3-0
7-7-0	0-0-0		0-0-0		AWAY		0-2-0		2-1-0		5-4-0
0-0-0	0-0-0		0-0-0		NEUTRAL		0-0-0		0-0-0		0-0-0
<hr/>											
RPI S	Opponent	Score	RPI S	Opponent	Score	RPI S	Opponent	Score	RPI S	Opponent	Score
17 H	Missouri St.	5 7	27 N	Vanderbilt	11 17	58 H	Kent St.	0 15	103 H	Memphis	0 6
			49 A	Georgia Tech	11 5	58 H	Kent St.	0 3	104 A	Jacksonville St.	4 9
			49 A	Georgia Tech	3 12	58 H	Kent St.	4 5	104 A	Jacksonville St.	3 2
			49 A	Georgia Tech	2 10	81 A	Tennessee Tech	2 3	104 A	Jacksonville St.	10 5
						81 A	Tennessee Tech	1 4	120 A	Middle Tenn.	4 10
									120 H	Middle Tenn.	4 6
									122 H	Morehead St.	3 4
									122 H	Morehead St.	4 2
									122 H	Morehead St.	5 6
									176 A	Austin Peay	2 6
									176 A	Austin Peay	9 5
									176 A	Austin Peay	8 10
									178 H	Murray St.	4 16
									178 H	Murray St.	4 6
									178 H	Murray St.	14 4
									182 A	Southern Ill.	9 3
									182 H	Southern Ill.	18 17
									197 A	Lipscomb	9 7
									198 H	Eastern Ill.	10 1
									198 H	Eastern Ill.	3 7
									198 H	Eastern Ill.	8 3
									202 A	UT Martin	4 7
									202 A	UT Martin	8 5
									202 A	UT Martin	8 6
									217 H	SIUE	4 3
									217 H	SIUE	8 6
									217 H	SIUE	8 5
<hr/>											
LAST 10 GAMES											
			81 A	Tennessee Tech	1 4	178 H	Murray St.	4 16			
			81 A	Tennessee Tech	2 3	197 A	Lipscomb	9 7			
			255 H	Evansville	3 0	104 A	Jacksonville St.	10 5			
			178 H	Murray St.	14 4	104 A	Jacksonville St.	3 2			
			178 H	Murray St.	4 6	104 A	Jacksonville St.	4 9			

Non-Div. I Games:

Belmont



RPI	S	Opponent	Score	
226	H	Northwestern	6	1
228	A	Eastern Ky.	2	0
228	A	Eastern Ky.	7	3
228	A	Eastern Ky.	2	6
253	A	Western Ky.	2	3
253	H	Western Ky.	11	3
255	H	Evansville	3	0
271	H	Bowling Green	7	5

Belmont

B  
e  
l  
m  
o  
n  
t

B  
e  
l  
m  
o  
n  
t

Average RPI Win: 175		WON-LOST	WINNING	LAST 10	STRENGTH OF		OPP. STRENGTH	TEAM	ADJ	CONF.	ADJ CONF.
Average RPI Loss: 141		RECORD	PCT. RANK	GAMES	SCHEDULE		OF SCHEDULE	RPI	RPI	RPI	RPI
DIV. I ONLY		22-25-0	.46809	174	3-7-0		103	205	167	.49163	167
DIV. I NON-CONF.		13-13-0	.5	143	1-1-0		96	230	159	.49527	159
TOTALS		RPI 1-25	RPI 26-50		W-L RECORDS		RPI 51-100		RPI 101-150		RPI 150+
22-25-0	0-1-0	0-0-0		OVERALL		1-5-0		7-6-0		14-13-0	
15-12-0	0-0-0	0-0-0		HOME		1-2-0		5-3-0		9-7-0	
7-13-0	0-1-0	0-0-0		AWAY		0-3-0		2-3-0		5-6-0	
0-0-0	0-0-0	0-0-0		NEUTRAL		0-0-0		0-0-0		0-0-0	
13-13-0	0-1-0	0-0-0		NON-CONFERENCE		0-0-0		6-4-0		7-8-0	
10-8-0	0-0-0	0-0-0		HOME		0-0-0		5-3-0		5-5-0	
3-5-0	0-1-0	0-0-		AWAY		0-0-0		1-1-0		2-3-0	
0-0-0	0-0-0	0-0-0		NEUTRAL		0-0-0		0-0-0		0-0-0	
9-12-0	0-0-0	0-0-0		CONFERENCE		1-5-0		1-2-0		7-5-0	
5-4-0	0-0-0	0-0-0		HOME		1-2-0		0-0-0		4-2-0	
4-8-0	0-0-0	0-0-0		AWAY		0-3-0		1-2-0		3-3-0	
0-0-0	0-0-0	0-0-0		NEUTRAL		0-0-0		0-0-0		0-0-0	
RPI S	Opponent	Score		RPI S	Opponent	Score		RPI S	Opponent	Score	
2 A	North Carolina	1	11					56 H	Liberty	8	10
								56 H	Liberty	10	8
								56 H	Liberty	4	17
								77 A	Winthrop	6	7
								77 A	Winthrop	1	3
								77 A	Winthrop	1	3
								101 A	Western Caro.	15	13
								101 H	Western Caro.	7	5
								102 H	Wright St.	6	8
								102 H	Wright St.	9	8
								123 A	Furman	10	27
								123 H	Furman	5	0
								137 A	High Point	4	6
								137 A	High Point	7	2
								137 A	High Point	7	12
								140 H	Canisius	7	10
								140 H	Canisius	5	9
								140 H	Canisius	6	5
								140 H	Canisius	5	0
								154 H	UMBC	4	3
								154 H	UMBC	5	2
								154 H	UMBC	0	6
								156 A	Davidson	2	11
								170 A	Presbyterian	1	2
								170 A	Presbyterian	1	2
								170 A	Presbyterian	10	4
								173 H	Appalachian St.	1	5
								173 H	Appalachian St.	2	4
								173 H	Appalachian St.	4	5
								187 A	ETSU	5	1
								187 A	ETSU	4	19
								187 A	ETSU	4	5
								191 H	Georgetown	4	3
LAST 10 GAMES											
				77 A	Winthrop	1	3	170 A	Presbyterian	1	2
				77 A	Winthrop	1	3	170 A	Presbyterian	10	4
				77 A	Winthrop	6	7	123 H	Furman	5	0
				123 A	Furman	10	27	56 H	Liberty	4	17
				170 A	Presbyterian	1	2	56 H	Liberty	10	8

Non-Div. I Games:

Gardner-Webb

RPI	S	Opponent	Score	
191	H	Georgetown	2	4
191	H	Georgetown	8	1
207	A	Charleston So.	2	18
207	A	Charleston So.	7	5
207	A	Charleston So.	6	3
224	H	Campbell	2	7
224	H	Campbell	10	9
224	H	Campbell	6	8
239	H	Quinnipiac	5	2
250	A	USC Upstate	10	5
260	H	Longwood	4	3
260	H	Longwood	4	2
260	H	Longwood	7	2

Gardner-Webb

G  
a  
r  
d  
n  
e  
r  
-  
W  
e  
b  
b

G  
a  
r  
d  
n  
e  
r  
-  
W  
e  
b  
b

Average RPI Win:		196	WON-LOST RECORD		WINNING PCT. RANK	LAST 10 GAMES	STRENGTH OF SCHEDULE		OPP. STRENGTH OF SCHEDULE	TEAM RPI	ADJ RPI	CONF. RPI	ADJ CONF. RPI
Average RPI Loss:		133											
DIV. I ONLY		24-20-0	.54545		108	6-4-0	274		108	168	.49151	168	16
DIV. I NON-CONF.		14-14-0	.5		143	0-1-0	259		56	162	.49326	161	11
TOTALS		RPI 1-25	RPI 26-50		W-L RECORDS		RPI 51-100		RPI 101-150		RPI 150+		
24-20-0		1-3-0	0-3-0		OVERALL		2-2-0		2-5-0		19-7-0		
10-3-0		0-1-0	0-0-0		HOME		0-0-0		0-1-0		10-1-0		
12-15-0		1-2-0	0-3-0		AWAY		2-2-0		1-3-0		8-5-0		
2-2-0		0-0-0	0-0-0		NEUTRAL		0-0-0		1-1-0		1-1-0		
14-14-0		1-3-0	0-0-0		NON-CONFERENCE		2-2-0		2-5-0		9-4-0		
5-2-0		0-1-0	0-0-0		HOME		0-0-0		0-1-0		5-0-0		
7-11-0		1-2-0	0-0-0		AWAY		2-2-0		1-3-0		3-4-0		
2-1-0		0-0-0	0-0-0		NEUTRAL		0-0-0		1-1-0		1-0-0		
10-6-0		0-0-0	0-3-0		CONFERENCE		0-0-0		0-0-0		10-3-0		
5-1-0		0-0-0	0-0-0		HOME		0-0-0		0-0-0		5-1-0		
5-4-0		0-0-0	0-3-0		AWAY		0-0-0		0-0-0		5-1-0		
0-1-0		0-0-0	0-0-0		NEUTRAL		0-0-0		0-0-0		0-1-0		
RPI S	Opponent	Score	RPI S	Opponent	Score	RPI S	Opponent	Score	RPI S	Opponent	Score		
16 A	Mississippi St.	6 11	50 A	DBU	12 20	54 A	Washington	4 2	113 A	Purdue	5 2		
16 A	Mississippi St.	1 9	50 A	DBU	0 1	54 A	Washington	2 3	113 H	Purdue	7 10		
21 A	Indiana	7 3	50 A	DBU	2 3	54 A	Washington	5 3	125 A	Illinois	4 6		
21 H	Indiana	0 2				54 A	Washington	0 8	125 A	Illinois	2 5		
									125 A	Illinois	1 2		
									149 N	Marist	3 9		
									149 N	Marist	3 1		
									176 A	Austin Peay	12 9		
									180 H	Bradley	5 4		
									180 H	Bradley	4 1		
									180 H	Bradley	6 4		
									182 H	Southern Ill.	1 2		
									182 H	Southern Ill.	15 2		
									182 H	Southern Ill.	4 1		
									198 A	Eastern Ill.	7 8		
									198 H	Eastern Ill.	2 1		
									222 H	Oakland	8 4		
									222 H	Oakland	9 5		
									222 H	Oakland	5 4		
									240 H	Northern Ill.	17 8		
									255 A	Evansville	1 4		
									255 A	Evansville	5 3		
									255 A	Evansville	9 1		
									259 A	Utah Valley	6 7		
									259 A	Utah Valley	10 5		
									259 A	Utah Valley	11 8		
									259 A	Utah Valley	7 9		
			LAST 10 GAMES										
			279 A	Illinois St.	4 3	180 H	Bradley	5 4					
			279 A	Illinois St.	15 4	198 A	Eastern Ill.	7 8					
			279 A	Illinois St.	9 6	50 A	DBU	0 1					
			180 H	Bradley	4 1	50 A	DBU	2 3					
			180 H	Bradley	6 4	50 A	DBU	12 20					

Non-Div. I Games:

Indiana St.

Indianast.

Indianast.

Indiana St.

## Alabama

Average RPI Win: 163		WON-LOST RECORD		WINNING PCT. RANK		LAST 10 GAMES		STRENGTH OF SCHEDULE		OPP. STRENGTH OF SCHEDULE		TEAM RPI		ADJ RPI		CONF. RPI		ADJ CONF. RPI					
DIV. I ONLY		18-29-0		.38298 235		3-7-0		47		66		169		.49111 169		2		2					
DIV. I NON-CONF.		13-9-0		.59091 90		0-1-0		221		260		222		.46722 222		2		2					
TOTALS		RPI 1-25		RPI 26-50		W-L RECORDS		RPI 51-100		RPI 101-150		RPI 150+											
18-29-0		2-8-0		4-9-0		OVERALL		0-6-0		0-4-0		12-2-0											
13-19-0		2-5-0		0-3-0		HOME		0-6-0		0-3-0		11-2-0											
5-9-0		0-3-0		4-5-0		AWAY		0-0-0		0-1-0		1-0-0											
0-1-0		0-0-0		0-1-0		NEUTRAL		0-0-0		0-0-0		0-0-0											
13-9-0		1-0-0		0-0-0		NON-CONFERENCE		0-3-0		0-4-0		12-2-0											
12-8-0		1-0-0		0-0-0		HOME		0-3-0		0-3-0		11-2-0											
1-1-0		0-0-0		0-0-		AWAY		0-0-0		0-1-0		1-0-0											
0-0-0		0-0-0		0-0-0		NEUTRAL		0-0-0		0-0-0		0-0-0											
5-20-0		1-8-0		4-9-0		CONFERENCE		0-3-0		0-0-0		0-0-0											
1-11-0		1-5-0		0-3-0		HOME		0-3-0		0-0-0		0-0-0											
4-8-0		0-3-0		4-5-0		AWAY		0-0-0		0-0-0		0-0-0											
0-1-0		0-0-0		0-1-0		NEUTRAL		0-0-0		0-0-0		0-0-0											
RPI	S	Opponent		Score	RPI	S	Opponent		Score	RPI	S	Opponent		Score	RPI	S	Opponent		Score				
14	H	LSU		4 7	26	A	South Carolina		2 4	69	H	Missouri		4 7	104	H	Jacksonville St.		8 11				
14	H	LSU		2 8	26	A	South Carolina		4 2	69	H	Missouri		0 3	104	H	Jacksonville St.		1 2				
14	H	LSU		3 4	26	A	South Carolina		5 6	69	H	Missouri		5 9	109	A	Troy		11 12				
16	A	Mississippi St.		5 6	32	H	Texas A&M		5 9	95	H	Oral Roberts		4 5	110	H	Samford		3 10				
16	A	Mississippi St.		12 13	32	H	Texas A&M		2 8	95	H	Oral Roberts		3 6	170	H	Presbyterian		3 4				
16	A	Mississippi St.		3 4	32	H	Texas A&M		2 3	95	H	Oral Roberts		2 5	170	H	Presbyterian		8 1				
18	H	Arkansas		1 7	33	A	Ole Miss		4 5						170	H	Presbyterian		4 3				
18	H	Arkansas		7 1	33	A	Ole Miss		2 7						183	A	UAB		4 1				
18	H	Arkansas		5 8	33	A	Ole Miss		2 8						183	H	UAB		6 4				
19	H	Southern Miss.		12 5	37	A	Auburn		4 3						198	H	Eastern Ill.		5 0				
					37	A	Auburn		7 6						241	H	La.-Monroe		6 2				
					37	A	Auburn		11 9						241	H	La.-Monroe		4 3				
					37	N	Auburn		3 4						241	H	La.-Monroe		10 3				
															283	H	Ark.-Pine Bluff		12 2				
															283	H	Ark.-Pine Bluff		3 8				
															283	H	Ark.-Pine Bluff		6 5				
															283	H	Ark.-Pine Bluff		14 1				
															286	H	Alcorn		18 1				
					LAST 10 GAMES																		
					37	A	Auburn		11 9	14	H	LSU		2 8									
					37	A	Auburn		7 6	104	H	Jacksonville St.		8 11									
					37	A	Auburn		4 3	16	A	Mississippi St.		12 13									
					14	H	LSU		3 4	16	A	Mississippi St.		3 4									
					14	H	LSU		4 7	16	A	Mississippi St.		5 6									

Non-Div. I Games:

Alabama

Average RPI Win:	175	WON-LOST RECORD	WINNING PCT. RANK	LAST 10 GAMES	STRENGTH OF SCHEDULE	OPP. STRENGTH OF SCHEDULE	TEAM RPI	ADJ RPI	CONF. RPI	ADJ CONF. RPI		
DIV. I ONLY		24-24-0	.5	146	4-6-0	174	155	170	.49033	170	18	18
DIV. I NON-CONF.		13-17-0	.43333	194	1-3-0	173	142	191	.48083	191	19	19
<hr/>												
TOTALS	RPI 1-25	RPI 26-50		W-L RECORDS		RPI 51-100		RPI 101-150		RPI 150+		
24-24-0	0-0-0	1-2-0		OVERALL		3-2-0		2-8-0		18-12-0		
13-11-0	0-0-0	0-0-0		HOME		0-0-0		2-4-0		11-7-0		
10-11-0	0-0-0	1-2-0		AWAY		3-1-0		0-3-0		6-5-0		
1-2-0	0-0-0	0-0-0		NEUTRAL		0-1-0		0-1-0		1-0-0		
13-17-0	0-0-0	1-2-0		NON-CONFERENCE		0-2-0		1-6-0		11-7-0		
7-5-0	0-0-0	0-0-0		HOME		0-0-0		1-2-0		6-3-0		
5-10-0	0-0-0	1-0-		AWAY		0-1-0		0-3-0		4-4-0		
1-2-0	0-0-0	0-0-0		NEUTRAL		0-1-0		0-1-0		1-0-0		
11-7-0	0-0-0	0-0-0		CONFERENCE		3-0-0		1-2-0		7-5-0		
6-6-0	0-0-0	0-0-0		HOME		0-0-0		1-2-0		5-4-0		
5-1-0	0-0-0	0-0-0		AWAY		3-0-0		0-0-0		2-1-0		
0-0-0	0-0-0	0-0-0		NEUTRAL		0-0-0		0-0-0		0-0-0		
<hr/>												
RPI	S	Opponent	Score	RPI	S	Opponent	Score	RPI	S	Opponent	Score	
				37	A	Auburn	11 8					
				37	A	Auburn	0 8					
				37	A	Auburn	5 7					
								77	A	Winthrop	5 0	
								77	A	Winthrop	9 5	
								77	A	Winthrop	3 1	
								91	N	Michigan St.	2 10	
								100	A	Georgia	7 8	

Non-Div. I Games:

Presbyterian

RPI	S	Opponent	Score	
206	H	Stony Brook	7	6
206	H	Stony Brook	3	8
231	H	Army West Point	9	0
231	H	Army West Point	13	4
231	H	Army West Point	5	9
236	A	The Citadel	8	9
248	A	N.C. Central	8	7
248	H	N.C. Central	8	7
250	A	USC Upstate	4	5
250	H	USC Upstate	5	6
260	A	Longwood	2	1
260	A	Longwood	1	2
260	A	Longwood	10	2

Presbyterian

P  
r  
e  
s  
b  
y  
t  
e  
r  
i  
a  
n

P  
r  
e  
s  
b  
y  
t  
e  
r  
i  
a  
n



Average RPI Win: 208		WON-LOST	WINNING	LAST 10	STRENGTH OF		OPP. STRENGTH	TEAM	ADJ		CONF.	ADJ CONF.
Average RPI Loss: 132		RECORD	PCT. RANK	GAMES	SCHEDULE		OF SCHEDULE	RPI	RPI		RPI	RPI
DIV. I ONLY		20-25-0	.44444	200	4-6-0		163	151	171		.48945	171
DIV. I NON-CONF.		11-15-0	.42308	201	2-2-0		138	119	179		.48574	179
TOTALS		RPI 1-25	RPI 26-50		W-L RECORDS		RPI 51-100		RPI 101-150		RPI 150+	
20-25-0		0-4-0	0-0-0		OVERALL		2-6-0		0-2-0		18-13-0	
9-8-0		0-0-0	0-0-0		HOME		0-3-0		0-1-0		9-4-0	
10-16-0		0-4-0	0-0-0		AWAY		2-2-0		0-1-0		8-9-0	
1-1-0		0-0-0	0-0-0		NEUTRAL		0-1-0		0-0-0		1-0-0	
11-15-0		0-4-0	0-0-0		NON-CONFERENCE		1-3-0		0-2-0		10-6-0	
7-4-0		0-0-0	0-0-0		HOME		0-0-0		0-1-0		7-3-0	
3-10-0		0-4-0	0-0-		AWAY		1-2-0		0-1-0		2-3-0	
1-1-0		0-0-0	0-0-0		NEUTRAL		0-1-0		0-0-0		1-0-0	
9-10-0		0-0-0	0-0-0		CONFERENCE		1-3-0		0-0-0		8-7-0	
2-4-0		0-0-0	0-0-0		HOME		0-3-0		0-0-0		2-1-0	
7-6-0		0-0-0	0-0-0		AWAY		1-0-0		0-0-0		6-6-0	
0-0-0		0-0-0	0-0-0		NEUTRAL		0-0-0		0-0-0		0-0-0	
RPI S	Opponent	Score	RPI S	Opponent	Score	RPI S	Opponent	Score	RPI S	Opponent	Score	
2 A	North Carolina	0 2				56 A	Liberty	5 4	126 A	Virginia Tech	7 9	
2 A	North Carolina	3 9				56 H	Liberty	1 6	126 H	Virginia Tech	6 17	
2 A	North Carolina	5 7				56 H	Liberty	4 9	170 A	Presbyterian	3 4	
11 A	Wake Forest	7 18				56 H	Liberty	3 13	170 A	Presbyterian	4 1	
						58 N	Kent St.	1 9	170 A	Presbyterian	1 4	
						94 A	North Florida	8 7	173 A	Appalachian St.	9 13	
						94 A	North Florida	0 9	173 H	Appalachian St.	5 7	
						94 A	North Florida	2 9	187 H	ETSU	4 3	
									193 A	Elon	1 10	
									199 A	VMI	15 9	
									199 H	VMI	9 3	
									199 H	VMI	5 7	
									205 A	UNC Asheville	13 2	
									205 A	UNC Asheville	6 7	
									205 A	UNC Asheville	5 2	
									207 A	Charleston So.	1 4	
									207 A	Charleston So.	2 3	
									207 A	Charleston So.	3 4	
									208 A	George Mason	9 4	
									208 A	George Mason	4 6	
									224 A	Campbell	7 4	
									224 A	Campbell	2 0	
									224 A	Campbell	8 5	
									238 H	Northern Ky.	10 5	
									238 H	Northern Ky.	7 3	
									238 H	Northern Ky.	5 10	
									239 N	Quinnipiac	4 0	
LAST 10 GAMES			LAST 10 GAMES			LAST 10 GAMES			LAST 10 GAMES			
205 A	UNC Asheville	6 7	199 H	VMI	5 7	224 A	Campbell	8 5	238 H	Northern Ky.	10 5	
205 A	UNC Asheville	5 2	207 A	Charleston So.	1 4	238 H	Northern Ky.	7 3	238 H	Northern Ky.	5 10	
205 A	UNC Asheville	13 2	207 A	Charleston So.	2 3	238 H	Northern Ky.	5 10	239 N	Quinnipiac	4 0	
199 A	VMI	15 9	207 A	Charleston So.	3 4	239 N	Quinnipiac	4 0				
199 H	VMI	9 3	173 H	Appalachian St.	5 7							

Non-Div. I Games:

Radford

RPI	S	Opponent	Score	
244	H	Rider	3	1
244	H	Rider	11	5
244	H	Rider	18	0
260	H	Longwood	10	0
260	H	Longwood	16	6
260	H	Longwood	1	7

Radford

R  
a  
d  
f  
o  
r  
d

R  
a  
d  
f  
o  
r  
d

Average RPI Win: 170		WON-LOST	WINNING	LAST 10	STRENGTH OF		OPP. STRENGTH	TEAM	ADJ		CONF.	ADJ CONF.		
Average RPI Loss: 108		RECORD	PCT. RANK	GAMES	SCHEDULE		OF SCHEDULE	RPI	RPI	RPI	RPI			
DIV. I ONLY		22-26-0	.45833	186	6-4-0		117	102	172	.48899	172	20	20	
DIV. I NON-CONF.		12-21-0	.36364	235	2-2-0		72	70	197	.47872	197	21	21	
TOTALS		RPI 1-25	RPI 26-50		W-L RECORDS		RPI 51-100		RPI 101-150		RPI 150+			
22-26-0		1-3-0	0-4-0		OVERALL		7-8-0		3-3-0		11-8-0			
13-18-0		0-2-0	0-2-0		HOME		3-5-0		3-3-0		7-6-0			
9-8-0		1-1-0	0-2-0		AWAY		4-3-0		0-0-0		4-2-0			
0-0-0		0-0-0	0-0-0		NEUTRAL		0-0-0		0-0-0		0-0-0			
12-21-0		1-3-0	0-4-0		NON-CONFERENCE		3-6-0		2-1-0		6-7-0			
7-15-0		0-2-0	0-2-0		HOME		1-4-0		2-1-0		4-6-0			
5-6-0		1-1-0	0-0-		AWAY		2-2-0		0-0-0		2-1-0			
0-0-0		0-0-0	0-0-0		NEUTRAL		0-0-0		0-0-0		0-0-0			
10-5-0		0-0-0	0-0-0		CONFERENCE		4-2-0		1-2-0		5-1-0			
6-3-0		0-0-0	0-0-0		HOME		2-1-0		1-2-0		3-0-0			
4-2-0		0-0-0	0-0-0		AWAY		2-1-0		0-0-0		2-1-0			
0-0-0		0-0-0	0-0-0		NEUTRAL		0-0-0		0-0-0		0-0-0			
RPI	S	Opponent	Score		RPI	S	Opponent	Score		RPI	S	Opponent	Score	
4	H	Florida	8	9	28	A	Florida St.	3	7	65	H	FGCU	2	1
23	A	South Fla.	6	0	28	H	Florida St.	5	11	65	H	FGCU	2	4
23	A	South Fla.	4	9	30	A	UCF	3	5	65	H	FGCU	1	0
23	H	South Fla.	6	8	45	H	UConn	3	9	78	H	FIU	0	9
										142	H	Kennesaw St.	3	7
										78	H	FIU	6	10
										142	H	Kennesaw St.	10	4
										79	A	Bethune-Cookman	8	9
										142	H	Kennesaw St.	2	4
										79	H	Bethune-Cookman	9	2
										160	H	Fairfield	2	5
										83	A	Tulane	6	7
										160	H	Fairfield	3	0
										83	A	Tulane	5	1
										160	H	Fairfield	0	6
										83	A	Tulane	12	10
										182	H	Southern Ill.	4	8
										84	A	Jacksonville	17	5
										182	H	Southern Ill.	6	7
										84	A	Jacksonville	3	1
										182	H	Southern Ill.	0	7
										84	A	Jacksonville	1	2
										215	H	Western Mich.	3	5
										85	H	Seton Hall	1	5
										236	A	The Citadel	9	2
										85	H	Seton Hall	5	6
										236	A	The Citadel	1	5
										236	A	The Citadel	9	6
										244	H	Saint Joseph's	6	2
										250	A	USC Upstate	11	0
										250	A	USC Upstate	2	5
										250	A	USC Upstate	6	4
										256	H	Siena	10	6
										256	H	Siena	9	0
					LAST 10 GAMES									
					84	A	Jacksonville	3	1	28	H	Florida St.	5	11
					84	A	Jacksonville	17	5	250	A	USC Upstate	6	4
					84	A	Jacksonville	1	2	250	A	USC Upstate	11	0
					79	H	Bethune-Cookman	9	2	250	A	USC Upstate	2	5
					23	A	South Fla.	6	0	28	A	Florida St.	3	7

Non-Div. I Games:

Stetson

Average RPI Win: 174		WON-LOST	WINNING	LAST 10	STRENGTH OF		OPP. STRENGTH	TEAM	ADJ	CONF.	ADJ CONF.
Average RPI Loss: 124		RECORD	PCT. RANK	GAMES	SCHEDULE		OF SCHEDULE	RPI	RPI	RPI	RPI
DIV. I ONLY		19-29-0	.39583	228	5-5-0		127	115	173	.48831	173
DIV. I NON-CONF.		11-13-0	.45833	178	1-1-0		132	78	124	.51352	123
TOTALS		RPI 1-25	RPI 26-50		W-L RECORDS		RPI 51-100		RPI 101-150		RPI 150+
19-29-0		0-1-0	0-2-0		OVERALL		2-11-0		2-2-0		15-13-0
6-10-0		0-1-0	0-0-0		HOME		0-3-0		0-0-0		6-6-0
10-16-0		0-0-0	0-1-0		AWAY		2-8-0		1-2-0		7-5-0
3-3-0		0-0-0	0-1-0		NEUTRAL		0-0-0		1-0-0		2-2-0
11-13-0		0-1-0	0-2-0		NON-CONFERENCE		0-4-0		1-0-0		10-6-0
3-1-0		0-1-0	0-0-0		HOME		0-0-0		0-0-0		3-0-0
5-9-0		0-0-0	0-0-		AWAY		0-4-0		0-0-0		5-4-0
3-3-0		0-0-0	0-1-0		NEUTRAL		0-0-0		1-0-0		2-2-0
8-16-0		0-0-0	0-0-0		CONFERENCE		2-7-0		1-2-0		5-7-0
3-9-0		0-0-0	0-0-0		HOME		0-3-0		0-0-0		3-6-0
5-7-0		0-0-0	0-0-0		AWAY		2-4-0		1-2-0		2-1-0
0-0-0		0-0-0	0-0-0		NEUTRAL		0-0-0		0-0-0		0-0-0
RPI S	Opponent	Score	RPI S	Opponent	Score	RPI S	Opponent	Score	RPI S	Opponent	Score
11 H	Wake Forest	4 5	26 A	South Carolina	4 8	59 A	Louisiana	3 4	101 N	Western Caro.	7 3
			31 N	St. John's (NY)	3 7	59 A	Louisiana	12 4	109 A	Troy	3 11
						59 A	Louisiana	0 3	109 A	Troy	1 9
						69 A	Missouri	1 7	109 A	Troy	12 2
						69 A	Missouri	0 4	156 A	Davidson	6 12
						69 A	Missouri	2 3	157 A	UNCW	5 6
						76 A	Ga. Southern	2 6	167 A	Gardner-Webb	5 1
						76 A	Ga. Southern	7 3	167 A	Gardner-Webb	5 4
						76 A	Ga. Southern	4 6	167 A	Gardner-Webb	4 2
						82 H	UT Arlington	5 6	171 A	Radford	7 5
						82 H	UT Arlington	2 5	171 H	Radford	13 9
						82 H	UT Arlington	1 18	187 A	ETSU	4 5
						87 A	East Carolina	0 4	187 H	ETSU	8 7
									192 H	Texas St.	4 7
									192 H	Texas St.	0 2
									192 H	Texas St.	3 6
									199 N	VMI	3 1
									199 N	VMI	5 11
									200 H	Georgia St.	6 8
									200 H	Georgia St.	6 1
									200 H	Georgia St.	13 1
									203 H	Arkansas St.	7 6
									203 H	Arkansas St.	3 5
									203 H	Arkansas St.	1 4
									205 A	UNC Asheville	3 5
									205 H	UNC Asheville	4 3
									208 N	George Mason	1 3
LAST 10 GAMES			109 A	Troy	3 11	203 H	Arkansas St.	3 5	203 H	Arkansas St.	3 5
			109 A	Troy	12 2	203 H	Arkansas St.	7 6	203 H	Arkansas St.	1 4
			109 A	Troy	1 9	187 H	ETSU	8 7	205 A	UNC Asheville	3 5
			205 A	UNC Asheville	3 5	200 H	Georgia St.	13 1	205 H	UNC Asheville	4 3
			203 H	Arkansas St.	1 4	200 H	Georgia St.	6 1	208 N	George Mason	1 3

Non-Div. I Games:

Appalachian St.

RPI	S	Opponent	Score	
216	A	Little Rock	7	6
216	A	Little Rock	2	6
216	A	Little Rock	3	2
248	A	N.C. Central	7	5
248	N	N.C. Central	9	5

Appalachian St.

A  
P  
P  
a  
l  
a  
c  
h  
i  
a  
n  
S  
t  
.

A  
P  
P  
a  
l  
a  
c  
h  
i  
a  
n  
S  
t  
.



RPI	S	Opponent	Score	
242	H	Towson	5	6
242	H	Towson	1	4
242	H	Towson	2	7
242	H	Towson	11	5
281	H	Portland	6	0
281	H	Portland	3	4
281	H	Portland	3	0

CSUN

C  
S  
U  
N

C  
S  
U  
N

Average RPI Win: 215		WON-LOST	WINNING	LAST 10	STRENGTH OF		OPP. STRENGTH	TEAM	ADJ	CONF.	ADJ CONF.
Average RPI Loss: 140		RECORD	PCT. RANK	GAMES	SCHEDULE		OF SCHEDULE	RPI	RPI	RPI	RPI
DIV. I ONLY		26-23-0	.53061	131	6-4-0		239	181	175	.48758	175
DIV. I NON-CONF.		16-15-0	.51613	140	1-1-0		267	207	194	.48029	193
TOTALS		RPI 1-25	RPI 26-50		W-L RECORDS		RPI 51-100		RPI 101-150		RPI 150+
26-23-0	0-2-0	2-5-0		OVERALL		0-0-0		1-5-0		23-11-0	
14-8-0	0-1-0	1-2-0		HOME		0-0-0		0-0-0		13-5-0	
12-15-0	0-1-0	1-3-0		AWAY		0-0-0		1-5-0		10-6-0	
0-0-0	0-0-0	0-0-0		NEUTRAL		0-0-0		0-0-0		0-0-0	
16-15-0	0-2-0	1-3-0		NON-CONFERENCE		0-0-0		0-3-0		15-7-0	
10-3-0	0-1-0	0-0-0		HOME		0-0-0		0-0-0		10-2-0	
6-12-0	0-1-0	1-0-		AWAY		0-0-0		0-3-0		5-5-0	
0-0-0	0-0-0	0-0-0		NEUTRAL		0-0-0		0-0-0		0-0-0	
10-8-0	0-0-0	1-2-0		CONFERENCE		0-0-0		1-2-0		8-4-0	
4-5-0	0-0-0	1-2-0		HOME		0-0-0		0-0-0		3-3-0	
6-3-0	0-0-0	0-0-0		AWAY		0-0-0		1-2-0		5-1-0	
0-0-0	0-0-0	0-0-0		NEUTRAL		0-0-0		0-0-0		0-0-0	
RPI S	Opponent	Score	RPI S	Opponent	Score	RPI S	Opponent	Score	RPI S	Opponent	Score
8 A	Virginia	1 11	37 A	Auburn	0 9				106 A	VCU	4 2
8 H	Virginia	1 7	37 A	Auburn	0 2				106 A	VCU	2 11
			37 A	Auburn	9 5				106 A	VCU	2 10
			37 A	Auburn	3 4				118 A	Florida A&M	1 2
			46 H	Rhode Island	15 5				118 A	Florida A&M	5 6
			46 H	Rhode Island	2 7				118 A	Florida A&M	2 3
			46 H	Rhode Island	3 5				154 A	UMBC	4 3
									154 H	UMBC	3 2
									156 H	Davidson	4 3
									156 H	Davidson	2 12
									156 H	Davidson	5 0
									191 A	Georgetown	7 8
									191 H	Georgetown	4 6
									199 A	VMI	8 13
									199 A	VMI	6 5
									199 A	VMI	0 10
									208 A	George Mason	4 1
									208 A	George Mason	4 3
									208 A	George Mason	12 5
									214 H	Monmouth	1 3
									214 H	Monmouth	12 0
									214 H	Monmouth	4 0
									242 A	Towson	4 8
									242 H	Towson	13 4
									246 A	Villanova	5 2
									246 A	Villanova	0 3
									246 A	Villanova	6 3
LAST 10 GAMES			208 A	George Mason	12 5	156 H	Davidson	5 0	242 A	Towson	4 8
			208 A	George Mason	4 1	156 H	Davidson	2 12	242 H	Towson	13 4
			208 A	George Mason	4 3	274 A	Delaware St.	12 4	246 A	Villanova	5 2
			191 A	Georgetown	7 8	46 H	Rhode Island	3 5	246 A	Villanova	0 3
			156 H	Davidson	4 3	46 H	Rhode Island	2 7	246 A	Villanova	6 3

Non-Div. I Games:

George Washington



RPI	S	Opponent	Score	
264	A	Richmond	10	4
264	A	Richmond	4	2
264	A	Richmond	5	8
267	H	Massachusetts	10	2
267	H	Massachusetts	4	10
267	H	Massachusetts	1	2
274	A	Delaware St.	12	4
274	H	Delaware St.	9	6
287	H	UMES	10	4
290	H	NJIT	6	2
290	H	NJIT	4	1
290	H	NJIT	8	2
293	H	Coppin St.	20	7

George Washington

G  
e  
o  
r  
g  
e  
W  
a  
s  
h  
i  
n  
g  
t  
o  
n

G  
e  
o  
r  
g  
e  
W  
a  
s  
h  
i  
n  
g  
t  
o  
n

Average RPI Win: 164		WON-LOST	WINNING	LAST 10	STRENGTH OF		OPP. STRENGTH	TEAM	ADJ		CONF.	ADJ CONF.			
Average RPI Loss: 140		RECORD	PCT. RANK	GAMES	SCHEDULE		OF SCHEDULE	RPI	RPI		RPI	RPI			
DIV. I ONLY		20-25-0	.44444	200	3-7-0		121	180	176		.4871	176	17	17	
DIV. I NON-CONF.		9-10-0	.47368	172	0-2-0		158	103	168		.49088	168	20	20	
TOTALS		RPI 1-25	RPI 26-50		W-L RECORDS		RPI 51-100		RPI 101-150		RPI 150+				
20-25-0		0-0-0	2-6-0		OVERALL		0-3-0		6-4-0		12-12-0				
12-12-0		0-0-0	1-2-0		HOME		0-3-0		5-1-0		6-6-0				
8-13-0		0-0-0	1-4-0		AWAY		0-0-0		1-3-0		6-6-0				
0-0-0		0-0-0	0-0-0		NEUTRAL		0-0-0		0-0-0		0-0-0				
9-10-0		0-0-0	2-6-0		NON-CONFERENCE		0-0-0		1-1-0		6-3-0				
6-4-0		0-0-0	1-2-0		HOME		0-0-0		1-0-0		4-2-0				
3-6-0		0-0-0	1-0-		AWAY		0-0-0		0-1-0		2-1-0				
0-0-0		0-0-0	0-0-0		NEUTRAL		0-0-0		0-0-0		0-0-0				
11-15-0		0-0-0	0-0-0		CONFERENCE		0-3-0		5-3-0		6-9-0				
6-8-0		0-0-0	0-0-0		HOME		0-3-0		4-1-0		2-4-0				
5-7-0		0-0-0	0-0-0		AWAY		0-0-0		1-2-0		4-5-0				
0-0-0		0-0-0	0-0-0		NEUTRAL		0-0-0		0-0-0		0-0-0				
RPI	S	Opponent	Score	RPI	S	Opponent	Score	RPI	S	Opponent	Score	RPI	S	Opponent	Score
				27	A	Vanderbilt	4 8	81	H	Tennessee Tech	3 14	104	H	Jacksonville St.	8 4
				43	A	Tennessee	4 18	81	H	Tennessee Tech	13 14	104	H	Jacksonville St.	6 5
				47	A	North Carolina St.	3 6	81	H	Tennessee Tech	8 10	104	H	Jacksonville St.	4 0
				47	A	North Carolina St.	7 3					120	A	Middle Tenn.	2 3
				47	A	North Carolina St.	3 9					120	H	Middle Tenn.	21 8
				48	H	Mercer	6 10					122	H	Morehead St.	3 12
				48	H	Mercer	14 4					122	H	Morehead St.	3 1
				48	H	Mercer	1 9					127	A	Southeast Mo. St.	11 7
												127	A	Southeast Mo. St.	3 5
												127	A	Southeast Mo. St.	0 10
												166	H	Belmont	10 8
												166	H	Belmont	6 2
												166	H	Belmont	5 9
												168	H	Indiana St.	9 12
												178	A	Murray St.	6 8
												178	A	Murray St.	8 5
												178	A	Murray St.	12 17
												182	A	Southern Ill.	4 0
												182	H	Southern Ill.	10 3
												202	A	UT Martin	19 4
												202	A	UT Martin	8 10
												202	A	UT Martin	8 5
												203	H	Arkansas St.	9 8
				217	H	SIUE	4 14	202	A	UT Martin	8 10	217	H	SIUE	3 10
				217	H	SIUE	3 10	202	A	UT Martin	19 4	217	H	SIUE	4 14
				217	H	SIUE	4 7	253	H	Western Ky.	17 22	217	H	SIUE	4 7
				27	A	Vanderbilt	4 8	122	H	Morehead St.	3 12	217	H	SIUE	4 7
				202	A	UT Martin	8 5	122	H	Morehead St.	3 1	228	A	Eastern Ky.	4 5

Non-Div. I Games:

Austin Peay

RPI	S	Opponent	Score	
228	A	Eastern Ky.	6	7
228	A	Eastern Ky.	14	10
253	A	Western Ky.	7	3
253	H	Western Ky.	17	22
255	A	Evansville	1	6
261	H	Youngstown St.	9	2
279	H	Illinois St.	9	4

Austin Peay



Princeton

[illegible]

M  
u  
r  
r  
a  
y  
s  
t  
.

M  
u  
r  
r  
a  
y  
s  
t  
.

Murray St.

Average RPI Win: 176		WON-LOST	WINNING	LAST 10	STRENGTH OF		OPP. STRENGTH	TEAM	ADJ		CONF.	ADJ CONF.
Average RPI Loss: 148		RECORD	PCT. RANK	GAMES	SCHEDULE		OF SCHEDULE	RPI	RPI		RPI	RPI
DIV. I ONLY		25-22-0	.53191	127	7-3-0		228	137	179		19	19
DIV. I NON-CONF.		12-11-0	.52174	130	2-0-0		220	91	186		14	14
TOTALS		RPI 1-25	RPI 26-50		W-L RECORDS		RPI 51-100		RPI 101-150		RPI 150+	
25-22-0		0-0-0	1-2-0		OVERALL		3-7-0		5-3-0		16-10-0	
15-11-0		0-0-0	0-0-0		HOME		3-4-0		2-3-0		10-4-0	
10-11-0		0-0-0	1-2-0		AWAY		0-3-0		3-0-0		6-6-0	
0-0-0		0-0-0	0-0-0		NEUTRAL		0-0-0		0-0-0		0-0-0	
12-11-0		0-0-0	0-0-0		NON-CONFERENCE		2-5-0		5-3-0		5-3-0	
8-6-0		0-0-0	0-0-0		HOME		2-2-0		2-3-0		4-1-0	
4-5-0		0-0-0	0-0-		AWAY		0-3-0		3-0-0		1-2-0	
0-0-0		0-0-0	0-0-0		NEUTRAL		0-0-0		0-0-0		0-0-0	
13-11-0		0-0-0	1-2-0		CONFERENCE		1-2-0		0-0-0		11-7-0	
7-5-0		0-0-0	0-0-0		HOME		1-2-0		0-0-0		6-3-0	
6-6-0		0-0-0	1-2-0		AWAY		0-0-0		0-0-0		5-4-0	
0-0-0		0-0-0	0-0-0		NEUTRAL		0-0-0		0-0-0		0-0-0	
RPI S	Opponent	Score	RPI S	Opponent	Score	RPI S	Opponent	Score	RPI S	Opponent	Score	
			40 A	New Mexico	4 24	66 H	Oregon	1 13	116 A	Cal Poly	6 3	
			40 A	New Mexico	2 6	66 H	Oregon	2 3	116 H	Cal Poly	12 8	
			40 A	New Mexico	2 1	66 H	Oregon	9 1	129 A	UC Riverside	7 5	
						66 H	Oregon	8 3	129 H	UC Riverside	5 4	
						91 A	Michigan St.	5 9	129 H	UC Riverside	3 4	
						91 A	Michigan St.	4 10	129 H	UC Riverside	4 6	
						91 A	Michigan St.	2 8	147 A	San Francisco	6 3	
						92 H	San Diego St.	8 7	147 H	San Francisco	6 7	
						92 H	San Diego St.	0 12	204 H	Eastern Mich.	11 15	
						92 H	San Diego St.	4 5	204 H	Eastern Mich.	10 2	
									204 H	Eastern Mich.	6 3	
									209 A	Air Force	5 14	
									209 A	Air Force	15 7	
									209 A	Air Force	10 8	
									209 H	Air Force	7 5	
									209 H	Air Force	5 10	
									209 H	Air Force	8 7	
									211 A	Pepperdine	7 8	
									211 H	Pepperdine	5 2	
									212 A	Nevada	27 5	
									212 A	Nevada	3 7	
									212 A	Nevada	4 5	
									212 H	Nevada	8 10	
									212 H	Nevada	9 5	
									212 H	Nevada	3 2	
									229 A	Sacramento St.	9 0	
									232 H	San Jose St.	3 6	
LAST 10 GAMES			237 A	UNLV	5 14	232 H	San Jose St.	8 3				
			237 A	UNLV	11 5	232 H	San Jose St.	3 6				
			237 A	UNLV	12 5	116 A	Cal Poly	6 3				
			129 A	UC Riverside	7 5	212 A	Nevada	27 5				
			232 H	San Jose St.	16 8	212 A	Nevada	3 7				

Non-Div. I Games:

Fresno St.



RPI	S	Opponent	Score	
232	H	San Jose St.	16	8
232	H	San Jose St.	8	3
237	A	UNLV	5	14
237	A	UNLV	12	5
237	A	UNLV	11	5
249	A	Pacific	11	12
249	H	Pacific	10	4

Fresno St.

F  
r  
e  
s  
n  
o  
s  
t  
.

F  
r  
e  
s  
n  
o  
s  
t  
.

Average RPI Win: 174		WON-LOST RECORD		WINNING PCT. RANK		LAST 10 GAMES		STRENGTH OF SCHEDULE		OPP. STRENGTH OF SCHEDULE		TEAM RPI		ADJ RPI		CONF. RPI		ADJ CONF. RPI	
DIV. I ONLY		15-25-0		.375 240		3-7-0		100		192		180		.48429 180		16		16	
DIV. I NON-CONF.		10-15-0		.4 214		0-1-0		20		205		92		.52793 92		11		11	
TOTALS		RPI 1-25		RPI 26-50		W-L RECORDS		RPI 51-100		RPI 101-150		RPI 150+							
15-25-0		0-3-0		1-3-0		OVERALL		3-8-0		3-2-0		8-9-0							
8-7-0		0-0-0		0-0-0		HOME		1-0-0		2-2-0		5-5-0							
7-18-0		0-3-0		1-3-0		AWAY		2-8-0		1-0-0		3-4-0							
0-0-0		0-0-0		0-0-0		NEUTRAL		0-0-0		0-0-0		0-0-0							
10-15-0		0-0-0		1-3-0		NON-CONFERENCE		3-8-0		1-1-0		5-3-0							
3-3-0		0-0-0		0-0-0		HOME		1-0-0		0-1-0		2-2-0							
7-12-0		0-0-0		1-0-		AWAY		2-8-0		1-0-0		3-1-0							
0-0-0		0-0-0		0-0-0		NEUTRAL		0-0-0		0-0-0		0-0-0							
5-10-0		0-3-0		0-0-0		CONFERENCE		0-0-0		2-1-0		3-6-0							
5-4-0		0-0-0		0-0-0		HOME		0-0-0		2-1-0		3-3-0							
0-6-0		0-3-0		0-0-0		AWAY		0-0-0		0-0-0		0-3-0							
0-0-0		0-0-0		0-0-0		NEUTRAL		0-0-0		0-0-0		0-0-0							
RPI	S	Opponent		Score		RPI	S	Opponent		Score		RPI	S	Opponent		Score			
17	A	Missouri St.		3 5		30	A	UCF		9 12		72	A	Sam Houston St.		2 8			
17	A	Missouri St.		2 9		48	A	Mercer		8 6		72	A	Sam Houston St.		7 14			
17	A	Missouri St.		3 13		48	A	Mercer		10 11		72	A	Sam Houston St.		1 7			
						48	A	Mercer		5 6		81	A	Tennessee Tech		14 16			
												81	A	Tennessee Tech		7 5			
												81	A	Tennessee Tech		7 13			
												88	A	Iowa		1 12			
												88	H	Iowa		6 4			
												94	A	North Florida		4 2			
												94	A	North Florida		2 4			
												94	A	North Florida		5 9			

Average RPI Win: 171		WON-LOST	WINNING	LAST 10	STRENGTH OF		OPP. STRENGTH	TEAM	ADJ		CONF.	ADJ CONF.		
Average RPI Loss: 154		RECORD	PCT. RANK	GAMES	SCHEDULE		OF SCHEDULE	RPI	RPI		RPI	RPI		
DIV. I ONLY		16-27-0	.37209	242	5-5-0		154	204	181		.48424	181	21	21
DIV. I NON-CONF.		8-17-0	.32	249	0-1-0		57	236	128		.50962	128	18	18
TOTALS		RPI 1-25	RPI 26-50		W-L RECORDS		RPI 51-100		RPI 101-150		RPI 150+			
16-27-0		0-4-0	0-0-0		OVERALL		3-3-0		3-5-0		10-15-0			
5-4-0		0-0-0	0-0-0		HOME		0-0-0		1-2-0		4-2-0			
11-23-0		0-4-0	0-0-0		AWAY		3-3-0		2-3-0		6-13-0			
0-0-0		0-0-0	0-0-0		NEUTRAL		0-0-0		0-0-0		0-0-0			
8-17-0		0-4-0	0-0-0		NON-CONFERENCE		2-1-0		2-3-0		4-9-0			
0-0-0		0-0-0	0-0-0		HOME		0-0-0		0-0-0		0-0-0			
8-17-0		0-4-0	0-0-		AWAY		2-1-0		2-3-0		4-9-0			
0-0-0		0-0-0	0-0-0		NEUTRAL		0-0-0		0-0-0		0-0-0			
8-10-0		0-0-0	0-0-0		CONFERENCE		1-2-0		1-2-0		6-6-0			
5-4-0		0-0-0	0-0-0		HOME		0-0-0		1-2-0		4-2-0			
3-6-0		0-0-0	0-0-0		AWAY		1-2-0		0-0-0		2-4-0			
0-0-0		0-0-0	0-0-0		NEUTRAL		0-0-0		0-0-0		0-0-0			
RPI	S	Opponent	Score		RPI	S	Opponent	Score		RPI	S	Opponent	Score	
20	A	Oklahoma	10	16						133	A	St. Bonaventure	0	1
20	A	Oklahoma	1	5						133	A	St. Bonaventure	5	4
20	A	Oklahoma	0	11						136	H	Ball St.	6	5
20	A	Oklahoma	0	1						136	H	Ball St.	5	6
										136	H	Ball St.	4	6
										140	A	Canisius	5	13
										140	A	Canisius	14	6
										140	A	Canisius	5	6
										178	A	Murray St.	4	12
										178	A	Murray St.	12	10
										178	A	Murray St.	11	4
										196	A	Toledo	3	4
										196	A	Toledo	20	21
										196	A	Toledo	6	7
										202	A	UT Martin	3	4
										202	A	UT Martin	10	2
										202	A	UT Martin	0	14
										204	H	Eastern Mich.	5	2
										204	H	Eastern Mich.	0	4
										204	H	Eastern Mich.	6	3
										221	A	James Madison	4	9
										221	A	James Madison	6	14
										221	A	James Madison	13	8
										230	A	Miami (OH)	1	0
										230	A	Miami (OH)	3	5
										230	A	Miami (OH)	6	5
										233	A	UTRGV	2	4
LAST 10 GAMES														
					230	A	Miami (OH)	3	5	204	H	Eastern Mich.	6	3
					230	A	Miami (OH)	1	0	133	A	St. Bonaventure	0	1
					230	A	Miami (OH)	6	5	136	H	Ball St.	6	5
					204	H	Eastern Mich.	0	4	136	H	Ball St.	4	6
					204	H	Eastern Mich.	5	2	136	H	Ball St.	5	6

Non-Div. I Games:

Buffalo

RPI	S	Opponent	Score	
233	A	UTRGV	4	6
233	A	UTRGV	4	5
233	A	UTRGV	1	8
240	H	Northern Ill.	6	3
240	H	Northern Ill.	1	2
240	H	Northern Ill.	3	1

Buffalo

B  
u  
f  
f  
a  
l  
o

B  
u  
f  
f  
a  
l  
o



RPI	S	Opponent	Score	
196	N	Toledo	2	10
198	A	Eastern Ill.	7	10
203	A	Arkansas St.	4	2
203	H	Arkansas St.	3	4
241	A	La.-Monroe	3	4
241	A	La.-Monroe	9	0
241	A	La.-Monroe	2	6
255	H	Evansville	8	3
255	H	Evansville	5	2
255	H	Evansville	3	2
268	H	Western Ill.	12	2
268	H	Western Ill.	3	2
268	H	Western Ill.	8	6

Southern Ill.

S  
o  
u  
t  
h  
e  
r  
n  
I  
l  
l  
.

S  
o  
u  
t  
h  
e  
r  
n  
I  
l  
l  
.

UAB				Through Games Of May 5, 2017							
Average RPI Win:	165	WON-LOST RECORD	WINNING PCT. RANK	LAST 10 GAMES	STRENGTH OF SCHEDULE	OPP. STRENGTH OF SCHEDULE	TEAM RPI	ADJ RPI	CONF. RPI	ADJ CONF. RPI	
DIV. I ONLY		22-26-0	.45833 186	4-6-0	168	84	183	.48305 183	6	6	
DIV. I NON-CONF.		14-10-0	.58333 98	2-0-0	263	147	181	.48537 181	6	6	
<hr/>											
TOTALS		RPI 1-25	RPI 26-50		W-L RECORDS		RPI 51-100		RPI 101-150		RPI 150+
22-26-0		0-0-0	2-5-0		OVERALL		4-8-0		3-8-0		13-5-0
15-12-0		0-0-0	1-2-0		HOME		2-4-0		1-4-0		11-2-0
7-14-0		0-0-0	1-3-0		AWAY		2-4-0		2-4-0		2-3-0
0-0-0		0-0-0	0-0-0		NEUTRAL		0-0-0		0-0-0		0-0-0
14-10-0		0-0-0	0-1-0		NON-CONFERENCE		1-2-0		2-3-0		11-4-0
11-4-0		0-0-0	0-0-0		HOME		0-0-0		0-2-0		11-2-0
3-6-0		0-0-0	0-0-		AWAY		1-2-0		2-1-0		0-2-0
0-0-0		0-0-0	0-0-0		NEUTRAL		0-0-0		0-0-0		0-0-0
8-16-0		0-0-0	2-4-0		CONFERENCE		3-6-0		1-5-0		2-1-0
4-8-0		0-0-0	1-2-0		HOME		2-4-0		1-2-0		0-0-0
4-8-0		0-0-0	1-2-0		AWAY		1-2-0		0-3-0		2-1-0
0-0-0		0-0-0	0-0-0		NEUTRAL		0-0-0		0-0-0		0-0-0
RPI S	Opponent	Score	RPI S	Opponent	Score	RPI S	Opponent	Score	RPI S	Opponent	Score
			37 A	Auburn	0 4	55 H	Fla. Atlantic	5 9	104 A	Jacksonville St.	6 12
			38 A	Louisiana Tech	2 10	55 H	Fla. Atlantic	3 6	109 A	Troy	6 1
			38 A	Louisiana Tech	14 9	55 H	Fla. Atlantic	6 2	109 H	Troy	2 4
			38 A	Louisiana Tech	4 7	75 H	Charlotte	3 2	110 A	Samford	9 3
			39 H	Old Dominion	8 4	75 H	Charlotte	5 17	110 H	Samford	1 5
			39 H	Old Dominion	3 11	75 H	Charlotte	0 3	111 H	Marshall	1 2
			39 H	Old Dominion	3 8	78 A	FIU	8 5	111 H	Marshall	2 5
						78 A	FIU	6 12	111 H	Marshall	4 3
						78 A	FIU	2 6	120 A	Middle Tenn.	10 11
						100 A	Georgia	0 1	120 A	Middle Tenn.	3 13
						100 A	Georgia	0 2	120 A	Middle Tenn.	3 18
						100 A	Georgia	2 1	152 H	Creighton	14 1
									152 H	Creighton	3 2
									152 H	Creighton	5 1
									169 A	Alabama	4 6
									169 H	Alabama	1 4
									201 A	Alabama St.	2 7
									201 H	Alabama St.	5 4
									220 H	Valparaiso	5 1
									220 H	Valparaiso	5 9
									220 H	Valparaiso	3 2
									241 H	La.-Monroe	4 3
									241 H	La.-Monroe	3 2
									241 H	La.-Monroe	4 3
									253 A	Western Ky.	6 9
									253 A	Western Ky.	8 4
									253 A	Western Ky.	5 0
<hr/>											
			LAST 10 GAMES								
			39 H	Old Dominion	3 8	75 H	Charlotte	0 3	241 H	La.-Monroe	3 2
			39 H	Old Dominion	3 11	75 H	Charlotte	5 17	241 H	La.-Monroe	4 3
			39 H	Old Dominion	8 4	75 H	Charlotte	3 2	253 A	Western Ky.	6 9
			201 H	Alabama St.	5 4	38 A	Louisiana Tech	4 7	253 A	Western Ky.	8 4
			110 A	Samford	9 3	38 A	Louisiana Tech	2 10	253 A	Western Ky.	5 0

Non-Div. I Games:

UAB

RPI	S	Opponent	Score	
295	H	Alabama A&M	7	1
295	H	Alabama A&M	8	2

UAB

U  
A  
B

U  
A  
B



N  
a  
v  
y

Navy

RPI	S	Opponent	Score	
247	H	Bucknell	11	1
247	H	Bucknell	6	1
247	H	Bucknell	5	4
247	H	Bucknell	0	5
248	A	N.C. Central	9	6
248	A	N.C. Central	2	3
248	A	N.C. Central	7	8
274	A	Delaware St.	18	0
274	H	Delaware St.	3	2
284	A	Lehigh	1	0
284	A	Lehigh	3	2
284	A	Lehigh	2	1
284	A	Lehigh	11	5
287	A	UMES	13	5
287	H	UMES	17	5
291	H	Lafayette	9	6
291	H	Lafayette	7	1
291	H	Lafayette	4	1
291	H	Lafayette	10	6
293	H	Coppin St.	11	3
298	H	NYIT	15	3
298	H	NYIT	12	0
298	H	NYIT	10	2
298	H	NYIT	10	5

Navy

N  
a  
v  
y

N  
a  
v  
y

Average RPI Win: 208		WON-LOST	WINNING	LAST 10	STRENGTH OF		OPP. STRENGTH	TEAM	ADJ		CONF.	ADJ CONF.			
Average RPI Loss: 109		RECORD	PCT. RANK	GAMES	SCHEDULE		OF SCHEDULE	RPI	RPI		RPI	RPI			
DIV. I ONLY		19-23-0	.45238	194	6-4-0		191	190	185		.48231	185			
DIV. I NON-CONF.		12-10-0	.54545	118	1-1-0		204	235	125		.5132	124			
TOTALS		RPI 1-25	RPI 26-50		W-L RECORDS		RPI 51-100		RPI 101-150		RPI 150+				
19-23-0		0-4-0	0-0-0		OVERALL		2-8-0		3-5-0		14-6-0				
4-7-0		0-0-0	0-0-0		HOME		1-3-0		2-2-0		1-2-0				
6-14-0		0-4-0	0-0-0		AWAY		1-4-0		1-3-0		4-3-0				
9-2-0		0-0-0	0-0-0		NEUTRAL		0-1-0		0-0-0		9-1-0				
12-10-0		0-4-0	0-0-0		NON-CONFERENCE		1-5-0		0-0-0		11-1-0				
1-0-0		0-0-0	0-0-0		HOME		0-0-0		0-0-0		1-0-0				
2-8-0		0-4-0	0-0-		AWAY		1-4-0		0-0-0		1-0-0				
9-2-0		0-0-0	0-0-0		NEUTRAL		0-1-0		0-0-0		9-1-0				
7-13-0		0-0-0	0-0-0		CONFERENCE		1-3-0		3-5-0		3-5-0				
3-7-0		0-0-0	0-0-0		HOME		1-3-0		2-2-0		0-2-0				
4-6-0		0-0-0	0-0-0		AWAY		0-0-0		1-3-0		3-3-0				
0-0-0		0-0-0	0-0-0		NEUTRAL		0-0-0		0-0-0		0-0-0				
RPI S	Opponent	Score		RPI S	Opponent	Score		RPI S	Opponent	Score		RPI S	Opponent	Score	
23 A	South Fla.	2	8					67 H	Yale	12	7	115 H	Cornell	7	5
23 A	South Fla.	2	14					67 H	Yale	2	4	115 H	Cornell	5	9
23 A	South Fla.	6	8					67 H	Yale	13	21	124 A	Dartmouth	7	6
23 A	South Fla.	1	4					67 H	Yale	9	13	124 A	Dartmouth	1	2
								84 A	Jacksonville	1	12	124 H	Dartmouth	8	7
								84 A	Jacksonville	4	1	124 H	Dartmouth	0	3
								84 A	Jacksonville	1	2	128 A	Columbia	1	5
								84 A	Jacksonville	3	5	128 A	Columbia	0	2
								86 A	Boston College	5	8	165 A	UMass Lowell	4	3
								86 N	Boston College	2	3	177 H	Princeton	3	5
												177 H	Princeton	4	9
												188 A	Penn	4	7
												188 A	Penn	0	4
												213 A	Brown	7	6
												213 A	Brown	3	7
												213 A	Brown	3	2
												213 A	Brown	4	3
												231 N	Army West Point	7	8
												231 N	Army West Point	11	5
												231 N	Army West Point	17	9
												231 N	Army West Point	11	4
					LAST 10 GAMES							247 N	Bucknell	9	8
				124 H	Dartmouth	8	7	213 A	Brown	7	6	267 H	Massachusetts	7	3
				124 H	Dartmouth	0	3	213 A	Brown	4	3	267 N	Massachusetts	8	2
				124 A	Dartmouth	7	6	213 A	Brown	3	7	291 N	Lafayette	6	0
				124 A	Dartmouth	1	2	213 A	Brown	3	2	291 N	Lafayette	13	1
				165 A	UMass Lowell	4	3	86 N	Boston College	2	3	293 N	Coppin St.	6	2

Non-Div. I Games:

Harvard

RPI	S	Opponent	Score	
293	N	Coppin St.	14	3

Harvard

H  
a  
r  
v  
a  
r  
d

H  
a  
r  
v  
a  
r  
d

Average RPI Win:	218	WON-LOST RECORD	WINNING PCT. RANK	LAST 10 GAMES	STRENGTH OF SCHEDULE	OPP. STRENGTH OF SCHEDULE	TEAM RPI	ADJ RPI	CONF. RPI	ADJ CONF. RPI							
Average RPI Loss:	148																
DIV. I ONLY	25-21-0	.54348	113	5-5-0	248	216	186	.48095	186	27	27						
DIV. I NON-CONF.	7-13-0	.35	239	1-3-0	212	197	248	.44496	248	29	29						
<hr/>																	
TOTALS	RPI 1-25	RPI 26-50		W-L RECORDS	RPI 51-100		RPI 101-150		RPI 150+								
25-21-0	0-0-0	0-0-0		OVERALL	5-5-0		3-7-0		17-9-0								
14-7-0	0-0-0	0-0-0		HOME	2-3-0		0-1-0		12-3-0								
11-10-0	0-0-0	0-0-0		AWAY	3-2-0		3-4-0		5-4-0								
0-4-0	0-0-0	0-0-0		NEUTRAL	0-0-0		0-2-0		0-2-0								
<hr/>																	
7-13-0	0-0-0	0-0-0		NON-CONFERENCE	3-1-0		1-6-0		3-6-0								
4-4-0	0-0-0	0-0-0		HOME	1-1-0		0-1-0		3-2-0								
3-5-0	0-0-0	0-0-		AWAY	2-0-0		1-3-0		0-2-0								
0-4-0	0-0-0	0-0-0		NEUTRAL	0-0-0		0-2-0		0-2-0								
<hr/>																	
18-8-0	0-0-0	0-0-0		CONFERENCE	2-4-0		2-1-0		14-3-0								
10-3-0	0-0-0	0-0-0		HOME	1-2-0		0-0-0		9-1-0								
8-5-0	0-0-0	0-0-0		AWAY	1-2-0		2-1-0		5-2-0								
0-0-0	0-0-0	0-0-0		NEUTRAL	0-0-0		0-0-0		0-0-0								
<hr/>																	
RPI S	Opponent	Score	RPI S	Opponent	Score	RPI S	Opponent	Score	RPI S	Opponent	Score						
						75 A	Charlotte	12 6	101 N	Western Caro.	7 16						
						75 H	Charlotte	6 5	117 A	Duke	2 10						
						77 A	Winthrop	7 4	118 A	Florida A&M	7 1						
						77 H	Winthrop	4 11	118 A	Florida A&M	0 10						
						79 A	Bethune-Cookman	1 13	118 A	Florida A&M	4 3						
						79 A	Bethune-Cookman	6 1	123 A	Furman	3 7						
						79 A	Bethune-Cookman	6 9	123 A	Furman	2 17						
						79 H	Bethune-Cookman	5 10	123 A	Furman	11 10						
						79 H	Bethune-Cookman	4 10	132 N	UNCG	4 5						
						79 H	Bethune-Cookman	6 5	137 H	High Point	5 9						
						156 A	Davidson	1 12	156 A	Davidson	3 5						
						156 H	Davidson	0 6	170 H	Presbyterian	2 3						
						221 N	James Madison	1 5	243 A	Norfolk St.	4 3						
						243 H	Norfolk St.	7 12	248 A	N.C. Central	8 6						
						248 A	N.C. Central	1 11	248 A	N.C. Central	7 10						
						248 H	N.C. Central	4 3	248 H	N.C. Central	8 7						
						248 H	N.C. Central	5 2	264 N	Richmond	1 3						
						287 H	UMES	11 4	287 H	UMES	17 9						
						287 H	UMES	19 5									
						LAST 10 GAMES											
						288 A	Savannah St.	12 2	79 A	Bethune-Cookman	6 1						
						288 A	Savannah St.	7 2	79 A	Bethune-Cookman	1 13						
						288 A	Savannah St.	11 10	156 A	Davidson	3 5						
						77 A	Winthrop	7 4	156 A	Davidson	1 12						
						79 A	Bethune-Cookman	6 9	156 H	Davidson	0 6						

Non-Div. I Games:

N.C. A&amp;T

RPI	S	Opponent	Score	
288	A	Savannah St.	7	2
288	A	Savannah St.	12	2
288	A	Savannah St.	11	10
288	H	Savannah St.	2	1
288	H	Savannah St.	12	3
288	H	Savannah St.	11	5
297	H	Mt. St. Mary's	3	1
297	H	Mt. St. Mary's	14	7
297	H	Mt. St. Mary's	4	2

N  
.  
C  
.  
A  
&  
T

N  
.  
C  
.  
A  
&  
T

Average RPI Win: 155 Average RPI Loss: 133		WON-LOST RECORD	WINNING PCT. RANK	LAST 10 GAMES	STRENGTH OF SCHEDULE	OPP. STRENGTH OF SCHEDULE	TEAM RPI	ADJ RPI	CONF. RPI	ADJ CONF. RPI
DIV. I ONLY		21-25-0	.45652 189	2-8-0	152	116	187	.4807 187	11	11
DIV. I NON-CONF.		17-11-0	.60714 83	0-3-0	198	102	131	.50865 131	15	15
TOTALS		RPI 1-25	RPI 26-50	W-L RECORDS	RPI 51-100	RPI 101-150	RPI 150+			
21-25-0	0-0-0		2-4-0	OVERALL	3-0-0	6-14-0	10-7-0			
16-11-0	0-0-0		1-0-0	HOME	3-0-0	5-9-0	7-2-0			
5-13-0	0-0-0		1-3-0	AWAY	0-0-0	1-5-0	3-5-0			
0-1-0	0-0-0		0-1-0	NEUTRAL	0-0-0	0-0-0	0-0-0			
17-11-0	0-0-0		1-2-0	NON-CONFERENCE	3-0-0	4-4-0	9-5-0			
14-4-0	0-0-0		1-0-0	HOME	3-0-0	3-2-0	7-2-0			
3-6-0	0-0-0		0-0-	AWAY	0-0-0	1-2-0	2-3-0			
0-1-0	0-0-0		0-1-0	NEUTRAL	0-0-0	0-0-0	0-0-0			
4-14-0	0-0-0		1-2-0	CONFERENCE	0-0-0	2-10-0	1-2-0			
2-7-0	0-0-0		0-0-0	HOME	0-0-0	2-7-0	0-0-0			
2-7-0	0-0-0		1-2-0	AWAY	0-0-0	0-3-0	1-2-0			
0-0-0	0-0-0		0-0-0	NEUTRAL	0-0-0	0-0-0	0-0-0			
RPI S Opponent	Score	RPI S Opponent	Score	RPI S Opponent	Score	RPI S Opponent	Score			
		43 A Tennessee	2 9	98 H William & Mary	15 3	101 H Western Caro.	4 5			
		43 H Tennessee	10 2	98 H William & Mary	8 6	101 H Western Caro.	6 9			
		43 N Tennessee	1 8	98 H William & Mary	9 3	101 H Western Caro.	6 11			
		48 A Mercer	6 10			111 H Marshall	3 9			
		48 A Mercer	2 5			118 A Florida A&M	12 13			
		48 A Mercer	9 2			118 A Florida A&M	3 7			
						118 A Florida A&M	10 8			
						123 A Furman	8 9			
						123 A Furman	4 11			
						123 A Furman	3 6			
						126 H Virginia Tech	7 4			
						132 H UNCG	3 12			
						132 H UNCG	7 9			
						132 H UNCG	11 0			
						138 H Central Mich.	7 8			
						138 H Central Mich.	18 6			
						138 H Central Mich.	7 6			
						145 H Wofford	6 5			
						145 H Wofford	8 11			
						145 H Wofford	5 14			
						167 H Gardner-Webb	5 4			
						167 H Gardner-Webb	19 4			
						167 H Gardner-Webb	1 5			
						171 A Radford	3 4			
						173 A Appalachian St.	7 8			
						173 H Appalachian St.	5 4			
						215 H Western Mich.	12 7			
		LAST 10 GAMES								
		236 A The Citadel	10 9	145 H Wofford	5 14	167 H Gardner-Webb	1 5			
		236 A The Citadel	1 4	145 H Wofford	6 5	171 A Radford	3 4			
		236 A The Citadel	5 7	43 N Tennessee	1 8	173 A Appalachian St.	7 8			
		43 A Tennessee	2 9	173 A Appalachian St.	7 8	173 H Appalachian St.	5 4			
		145 H Wofford	8 11	123 A Furman	4 11	215 H Western Mich.	12 7			

Non-Div. I Games:

ETSU

RPI	S	Opponent	Score	
215	H	Western Mich.	12	8
215	H	Western Mich.	1	11
222	H	Oakland	9	7
222	H	Oakland	10	2
230	A	Miami (OH)	2	1
230	A	Miami (OH)	2	4
230	A	Miami (OH)	14	0
236	A	The Citadel	1	4
236	A	The Citadel	10	9
236	A	The Citadel	5	7

ETSU



**Non-Div. I Games:**

Penn

RPI	S	Opponent	Score	
220	N	Valparaiso	3	16
220	N	Valparaiso	0	3
246	A	Villanova	11	2
246	H	Villanova	1	3
277	N	La Salle	1	2
284	H	Lehigh	6	4
291	A	Lafayette	9	8
291	H	Lafayette	2	1
291	H	Lafayette	4	1
291	H	Lafayette	3	2
291	H	Lafayette	13	3

P  
e  
n  
n

P  
e  
n  
n

Penn

Average RPI Win:	159	WON-LOST RECORD	WINNING PCT. RANK	LAST 10 GAMES	STRENGTH OF SCHEDULE	OPP. STRENGTH OF SCHEDULE	TEAM RPI	ADJ RPI	CONF. RPI	ADJ CONF. RPI	
DIV. I ONLY		16-30-0	.34783 251	4-6-0	67	129	188	.47904 189	12	12	
DIV. I NON-CONF.		6-15-0	.28571 258	0-2-0	116	113	239	.45774 239	13	13	
<hr/>											
TOTALS	RPI 1-25	RPI 26-50		W-L RECORDS	RPI 51-100		RPI 101-150		RPI 150+		
16-30-0	0-2-0	4-4-0		OVERALL	0-8-0		4-11-0		8-5-0		
8-18-0	0-1-0	2-2-0		HOME	0-5-0		2-6-0		4-4-0		
8-12-0	0-1-0	2-2-0		AWAY	0-3-0		2-5-0		4-1-0		
0-0-0	0-0-0	0-0-0		NEUTRAL	0-0-0		0-0-0		0-0-0		
6-15-0	0-2-0	0-2-0		NON-CONFERENCE	0-5-0		1-2-0		5-4-0		
1-12-0	0-1-0	0-1-0		HOME	0-5-0		0-2-0		1-3-0		
5-3-0	0-1-0	0-0-		AWAY	0-0-0		1-0-0		4-1-0		
0-0-0	0-0-0	0-0-0		NEUTRAL	0-0-0		0-0-0		0-0-0		
10-15-0	0-0-0	4-2-0		CONFERENCE	0-3-0		3-9-0		3-1-0		
7-6-0	0-0-0	2-1-0		HOME	0-0-0		2-4-0		3-1-0		
3-9-0	0-0-0	2-1-0		AWAY	0-3-0		1-5-0		0-0-0		
0-0-0	0-0-0	0-0-0		NEUTRAL	0-0-0		0-0-0		0-0-0		
RPI S	Opponent	Score	RPI S	Opponent	Score	RPI S	Opponent	Score	RPI S	Opponent	Score
22 A	Texas	0 15	29 H	Houston	2 4	69 H	Missouri	6 7	105 A	UTSA	5 2
22 H	Texas	2 12	32 A	Texas A&M	2 5	69 H	Missouri	0 9	105 H	UTSA	3 7
			34 H	Southeastern La.	5 4	72 A	Sam Houston St.	1 19	119 A	Lamar University	2 4
			34 H	Southeastern La.	3 2	72 A	Sam Houston St.	3 12	119 A	Lamar University	4 6
			34 H	Southeastern La.	5 8	72 A	Sam Houston St.	3 6	119 A	Lamar University	2 8
			44 A	McNeese	4 6	82 H	UT Arlington	2 4	125 H	Illinois	14 15
			44 A	McNeese	10 4	82 H	UT Arlington	3 7	130 A	New Orleans	3 10
			44 A	McNeese	5 4	82 H	UT Arlington	6 8	130 A	New Orleans	8 4
									130 A	New Orleans	9 10
									134 H	Central Ark.	3 2
									134 H	Central Ark.	13 15
									134 H	Central Ark.	4 8
									143 H	SFA	1 5
									143 H	SFA	8 5
									143 H	SFA	4 9
									180 H	Bradley	5 9
									180 H	Bradley	10 7
									180 H	Bradley	6 7
									223 H	Northwestern St.	14 9
									223 H	Northwestern St.	3 6
									223 H	Northwestern St.	9 1
			LAST 10 GAMES						233 A	UTRGV	7 6
			44 A	McNeese	5 4	134 H	Central Ark.	13 15	233 A	UTRGV	7 1
			44 A	McNeese	10 4	134 H	Central Ark.	4 8	233 A	UTRGV	3 13
			44 A	McNeese	4 6	32 A	Texas A&M	2 5	233 A	UTRGV	4 1
			233 A	UTRGV	3 13	143 H	SFA	1 5	233 H	UTRGV	3 4
			134 H	Central Ark.	3 2	143 H	SFA	8 5	270 H	Incarinate Word	10 8

Non-Div. I Games: Houston-Victoria 3 5 Houston-Victoria 7 5

A&amp;M-Corpus Christi

RPI	S	Opponent	Score	
285	A	Prairie View	11	5

A&M-Corpus Christi  
r  
i  
s  
t  
i

A  
&  
M  
-  
C  
o  
r  
p  
u  
s  
C  
h  
r  
i  
s  
t  
i



RPI	S	Opponent	Score	
298	H	NYIT	12	3
298	H	NYIT	11	0
298	H	NYIT	16	7
298	H	NYIT	8	3

Northeastern

N  
o  
r  
t  
h  
e  
a  
s  
t  
e  
r  
n

N  
o  
r  
t  
h  
e  
a  
s  
t  
e  
r  
n

Page 286

Average RPI Win: 220		WON-LOST	WINNING	LAST 10	STRENGTH OF		OPP. STRENGTH	TEAM	ADJ		CONF.	ADJ CONF.											
Average RPI Loss: 156		RECORD	PCT. RANK	GAMES	SCHEDULE		OF SCHEDULE	RPI	RPI		RPI	RPI											
DIV. I ONLY		25-22-0	.53191	127	4-6-0		264	230	191	.47884	191	10	10										
DIV. I NON-CONF.		22-13-0	.62857	67	1-1-0		291	267	176	.48698	176	16	16										
TOTALS		RPI 1-25	RPI 26-50		W-L RECORDS		RPI 51-100		RPI 101-150		RPI 150+												
25-22-0	0-0-0	1-2-0		OVERALL		1-3-0		2-2-0		21-15-0													
7-7-0	0-0-0	1-2-0		HOME		0-0-0		1-0-0		5-5-0													
11-13-0	0-0-0	0-0-0		AWAY		0-3-0		0-1-0		11-9-0													
7-2-0	0-0-0	0-0-0		NEUTRAL		1-0-0		1-1-0		5-1-0													
22-13-0	0-0-0	0-0-0		NON-CONFERENCE		1-0-0		2-2-0		19-11-0													
6-2-0	0-0-0	0-0-0		HOME		0-0-0		1-0-0		5-2-0													
9-9-0	0-0-0	0-0-		AWAY		0-0-0		0-1-0		9-8-0													
7-2-0	0-0-0	0-0-0		NEUTRAL		1-0-0		1-1-0		5-1-0													
3-9-0	0-0-0	1-2-0		CONFERENCE		0-3-0		0-0-0		2-4-0													
1-5-0	0-0-0	1-2-0		HOME		0-0-0		0-0-0		0-3-0													
2-4-0	0-0-0	0-0-0		AWAY		0-3-0		0-0-0		2-1-0													
0-0-0	0-0-0	0-0-0		NEUTRAL		0-0-0		0-0-0		0-0-0													
RPI	S	Opponent	Score	RPI	S	Opponent	Score	RPI	S	Opponent	Score												
				31	H	St. John's (NY)	1 7	85	A	Seton Hall	2 11	115	H	Cornell	3 1								
				31	H	St. John's (NY)	8 9	85	A	Seton Hall	5 10	136	N	Ball St.	3 0								
				31	H	St. John's (NY)	13 5	85	A	Seton Hall	4 5	138	N	Central Mich.	7 9								
								86	N	Boston College	4 3	145	A	Wofford	11 18								
												152	H	Creighton	4 6								
												152	H	Creighton	5 7								
												152	H	Creighton	9 11								
												154	H	UMBC	2 10								
												156	A	Davidson	1 8								
												156	A	Davidson	6 5								
												156	A	Davidson	4 9								
												167	A	Gardner-Webb	3 4								
												167	A	Gardner-Webb	4 2								
												167	A	Gardner-Webb	1 8								
												175	A	George Washington	6 4								
												175	H	George Washington	8 7								
												184	A	Navy	11 3								
												184	H	Navy	2 6								
												208	A	George Mason	4 2								
												208	A	George Mason	7 3								
												208	A	George Mason	1 11								
												213	A	Brown	10 11								
												213	A	Brown	3 2								
												213	A	Brown	0 2								
												215	N	Western Mich.	12 8								
												246	A	Villanova	3 2								
												246	A	Villanova	0 4								
LAST 10 GAMES																							
												31	H	St. John's (NY)	8 9	246	A	Villanova	0 4	213	A	Brown	3 2
												31	H	St. John's (NY)	13 5	246	A	Villanova	7 0	213	A	Brown	0 2
												31	H	St. John's (NY)	1 7	154	H	UMBC	2 10	215	N	Western Mich.	12 8
												175	H	George Washington	8 7	85	A	Seton Hall	5 10	246	A	Villanova	3 2
												246	A	Villanova	3 2	85	A	Seton Hall	4 5	246	A	Villanova	0 4

Non-Div. I Games:

Georgetown

Georgetown



**T  
e  
x  
a  
s  
t  
.**

**Texts.**

Texas St.

RPI	S	Opponent	Score	
264	H	Richmond	18	3
285	H	Prairie View	10	1
295	H	Alabama A&M	7	2
295	H	Alabama A&M	10	0
295	H	Alabama A&M	8	3

Texas St.

T  
e  
x  
a  
s  
S  
t  
.

T  
e  
x  
a  
s  
S  
t  
.

Average RPI Win: 206		WON-LOST RECORD		WINNING PCT. RANK		LAST 10 GAMES		STRENGTH OF SCHEDULE		OPP. STRENGTH OF SCHEDULE		TEAM RPI		ADJ RPI		CONF. RPI		ADJ CONF. RPI				
DIV. I ONLY		21-27-0		.4375 203		3-7-0		137		162		193		.47848 193		22		22				
DIV. I NON-CONF.		10-17-0		.37037 233		0-2-0		66		83		211		.4728 210		22		22				
TOTALS		RPI 1-25		RPI 26-50		W-L RECORDS		RPI 51-100		RPI 101-150		RPI 150+										
21-27-0		0-6-0		0-1-0		OVERALL		2-7-0		1-3-0		18-10-0										
15-13-0		0-1-0		0-1-0		HOME		1-4-0		0-2-0		14-5-0										
6-14-0		0-5-0		0-0-0		AWAY		1-3-0		1-1-0		4-5-0										
0-0-0		0-0-0		0-0-0		NEUTRAL		0-0-0		0-0-0		0-0-0										
10-17-0		0-6-0		0-1-0		NON-CONFERENCE		1-5-0		1-3-0		8-2-0										
9-10-0		0-1-0		0-1-0		HOME		1-4-0		0-2-0		8-2-0										
1-7-0		0-5-0		0-0-		AWAY		0-1-0		1-1-0		0-0-0										
0-0-0		0-0-0		0-0-0		NEUTRAL		0-0-0		0-0-0		0-0-0										
11-10-0		0-0-0		0-0-0		CONFERENCE		1-2-0		0-0-0		10-8-0										
6-3-0		0-0-0		0-0-0		HOME		0-0-0		0-0-0		6-3-0										
5-7-0		0-0-0		0-0-0		AWAY		1-2-0		0-0-0		4-5-0										
0-0-0		0-0-0		0-0-0		NEUTRAL		0-0-0		0-0-0		0-0-0										
RPI	S	Opponent		Score		RPI	S	Opponent		Score		RPI	S	Opponent		Score						
2	A	North Carolina		2	11	47	H	North Carolina St.		2	6	56	H	Liberty		0	1	132	A	UNCG	8	12
7	A	Clemson		5	13							76	H	Ga. Southern		1	5	132	H	UNCG	3	10
7	A	Clemson		0	1							76	H	Ga. Southern		8	6	137	A	High Point	14	8
7	A	Clemson		0	3							76	H	Ga. Southern		0	7	137	H	High Point	3	5
11	A	Wake Forest		1	14							87	A	East Carolina		2	7	158	A	Col. of Charleston	6	4
11	H	Wake Forest		1	13							87	H	East Carolina		7	11	158	A	Col. of Charleston	3	5
												98	A	William & Mary		7	6	158	A	Col. of Charleston	2	11
												98	A	William & Mary		6	14	164	H	Delaware	15	2
												98	A	William & Mary		2	8	164	H	Delaware	2	3
																		164	H	Delaware	2	11
																		171	H	Radford	10	1
																		190	H	Northeastern	2	9
																		190	H	Northeastern	6	0
																		190	H	Northeastern	11	6
																		199	H	VMI	4	10
																		199	H	VMI	3	2
																		199	H	VMI	8	3
																		221	H	James Madison	3	0
																		221	H	James Madison	9	2
																		221	H	James Madison	7	1
																		242	A	Towson	5	4
																		242	A	Towson	10	11
																		242	A	Towson	8	1
																		260	H	Longwood	5	9
																		260	H	Longwood	10	5
																		260	H	Longwood	7	0
																		267	H	Massachusetts	3	0
				LAST 10 GAMES																		
				273	A	Hofstra	4	5	158	A	Col. of Charleston	3	5	242	A	Towson	8	1				
				273	A	Hofstra	4	7	158	A	Col. of Charleston	2	11	260	H	Longwood	5	9				
				273	A	Hofstra	8	1	2	A	North Carolina	2	11	260	H	Longwood	10	5				
				132	H	UNCG	3	10	164	H	Delaware	2	3	260	H	Longwood	7	0				
				158	A	Col. of Charleston	6	4	164	H	Delaware	15	2	267	H	Massachusetts	3	0				

Non-Div. I Games:

Elon

RPI	S	Opponent	Score	
267	H	Massachusetts	4	3
267	H	Massachusetts	5	1
273	A	Hofstra	4	5
273	A	Hofstra	8	1
273	A	Hofstra	4	7

Elon

E  
l  
o  
n

E  
l  
o  
n

[illegible]

**Non-Div. I Games:**

Albany (NY)

RPI	S	Opponent	Score	
266	A	Manhattan	16	5
266	H	Manhattan	7	3
273	N	Hofstra	7	6
273	N	Hofstra	3	1
273	N	Hofstra	4	3
298	A	NYIT	8	1
298	A	NYIT	0	3

A  
l  
b  
a  
n  
y  
(  
N  
Y  
)

A  
l  
b  
a  
n  
y  
(  
N  
Y  
)

Albany (NY)

Average RPI Win:	228	WON-LOST RECORD	WINNING PCT. RANK	LAST 10 GAMES	STRENGTH OF SCHEDULE	OPP. STRENGTH OF SCHEDULE	TEAM RPI	ADJ RPI	CONF. RPI	ADJ CONF. RPI	
DIV. I ONLY		21-19-0	.525 133	4-6-0	277	240	195	.47833 195	26	26	
DIV. I NON-CONF.		11-10-0	.52381 128	1-1-0	188	171	99	.52412 99	25	25	
<hr/>											
TOTALS	RPI 1-25	RPI 26-50		W-L RECORDS	RPI 51-100		RPI 101-150		RPI 150+		
21-19-0	1-4-0	0-0-0		OVERALL	0-0-0		2-6-0		18-9-0		
9-2-0	0-0-0	0-0-0		HOME	0-0-0		1-1-0		8-1-0		
10-16-0	1-4-0	0-0-0		AWAY	0-0-0		1-4-0		8-6-0		
2-1-0	0-0-0	0-0-0		NEUTRAL	0-0-0		0-1-0		2-0-0		
11-10-0	1-4-0	0-0-0		NON-CONFERENCE	0-0-0		2-5-0		8-1-0		
1-1-0	0-0-0	0-0-0		HOME	0-0-0		1-1-0		0-0-0		
8-9-0	1-4-0	0-0-		AWAY	0-0-0		1-4-0		6-1-0		
2-0-0	0-0-0	0-0-0		NEUTRAL	0-0-0		0-0-0		2-0-0		
10-9-0	0-0-0	0-0-0		CONFERENCE	0-0-0		0-1-0		10-8-0		
8-1-0	0-0-0	0-0-0		HOME	0-0-0		0-0-0		8-1-0		
2-7-0	0-0-0	0-0-0		AWAY	0-0-0		0-0-0		2-7-0		
0-1-0	0-0-0	0-0-0		NEUTRAL	0-0-0		0-1-0		0-0-0		
RPI S	Opponent	Score		RPI S	Opponent	Score		RPI S	Opponent	Score	
8 A	Virginia	3	5					111 A	Marshall	6	9
8 A	Virginia	8	5					111 A	Marshall	4	5
15 A	Baylor	3	6					111 A	Marshall	9	3
15 A	Baylor	3	7					126 A	Virginia Tech	3	8
15 A	Baylor	6	21					133 A	St. Bonaventure	2	7
								133 H	St. Bonaventure	1	5
								133 H	St. Bonaventure	2	1
								140 N	Canisius	0	8
								160 H	Fairfield	1	4
								160 H	Fairfield	11	7
								160 H	Fairfield	6	5
								214 A	Monmouth	6	8
								214 A	Monmouth	6	4
								214 A	Monmouth	5	6
								239 H	Quinnipiac	2	1
								239 H	Quinnipiac	17	8
								239 H	Quinnipiac	10	2
								243 A	Norfolk St.	6	1
								243 A	Norfolk St.	9	0
								243 A	Norfolk St.	4	0
								244 A	Rider	1	2
								244 A	Rider	5	6
								244 A	Rider	1	2
								266 A	Manhattan	10	2
								266 A	Manhattan	2	4
								266 A	Manhattan	5	6
								271 A	Bowling Green	3	1
LAST 10 GAMES											
291 A	Lafayette	14	5	140 N	Canisius	0	8				
291 A	Lafayette	7	8	214 A	Monmouth	5	6				
160 H	Fairfield	1	4	214 A	Monmouth	6	4				
160 H	Fairfield	11	7	214 A	Monmouth	6	8				
160 H	Fairfield	6	5	244 A	Rider	5	6				

Non-Div. I Games:

Niagara

Niagara



T  
o  
l  
e  
d  
o

## Toledo

Average RPI Win: 221		WON-LOST	WINNING	LAST 10	STRENGTH OF		OPP. STRENGTH	TEAM	ADJ		CONF.	ADJ CONF.		
Average RPI Loss: 104		RECORD	PCT. RANK	GAMES	SCHEDULE		OF SCHEDULE	RPI	RPI		RPI	RPI		
DIV. I ONLY		25-19-0	.56818	94	8-2-0		252	171	197		.47785	197		
DIV. I NON-CONF.		17-12-0	.58621	96	3-1-0		266	192	215		.47063	214		
TOTALS		RPI 1-25	RPI 26-50		W-L RECORDS		RPI 51-100		RPI 101-150		RPI 150+			
25-19-0		0-1-0	1-6-0		OVERALL		2-6-0		4-1-0		18-5-0			
17-11-0		0-1-0	0-3-0		HOME		2-2-0		3-1-0		12-4-0			
8-7-0		0-0-0	1-2-0		AWAY		0-4-0		1-0-0		6-1-0			
0-1-0		0-0-0	0-1-0		NEUTRAL		0-0-0		0-0-0		0-0-0			
17-12-0		0-1-0	1-6-0		NON-CONFERENCE		1-1-0		2-0-0		13-4-0			
14-8-0		0-1-0	0-3-0		HOME		1-0-0		1-0-0		12-4-0			
3-3-0		0-0-0	1-0-		AWAY		0-1-0		1-0-0		1-0-0			
0-1-0		0-0-0	0-1-0		NEUTRAL		0-0-0		0-0-0		0-0-0			
8-7-0		0-0-0	0-0-0		CONFERENCE		1-5-0		2-1-0		5-1-0			
3-3-0		0-0-0	0-0-0		HOME		1-2-0		2-1-0		0-0-0			
5-4-0		0-0-0	0-0-0		AWAY		0-3-0		0-0-0		5-1-0			
0-0-0		0-0-0	0-0-0		NEUTRAL		0-0-0		0-0-0		0-0-0			
RPI	S	Opponent	Score		RPI	S	Opponent	Score		RPI	S	Opponent	Score	
17	H	Missouri St.	4	6	27	N	Vanderbilt	0	10	81	A	Tennessee Tech	1	10
					36	H	Michigan	2	8	81	H	Tennessee Tech	11	9
					36	H	Michigan	0	5	84	A	Jacksonville	1	2
					36	H	Michigan	3	4	84	A	Jacksonville	5	6
					37	A	Auburn	0	8	84	A	Jacksonville	3	5
					37	A	Auburn	8	7	94	H	North Florida	8	1
					37	A	Auburn	4	5	94	H	North Florida	1	11
										94	H	North Florida	5	7
					LAST 10 GAMES									
					292	H	Mississippi Val.	9	3	142	H	Kennesaw St.	1	4
					292	H	Mississippi Val.	9	3	166	H	Belmont	7	9
					292	H	Mississippi Val.	11	1	290	A	NJIT	8	3
					142	H	Kennesaw St.	1	0	290	A	NJIT	15	10
					142	H	Kennesaw St.	13	2	290	A	NJIT	11	2
										292	H	Mississippi Val.	9	3
										292	H	Mississippi Val.	9	3

Non-Div. I Games:

Lipscomb

RPI	S	Opponent	Score	
292	H	Mississippi Val.	11	1

Lipscomb

L  
i  
p  
s  
c  
o  
m  
b

L  
i  
p  
s  
c  
o  
m  
b

Average RPI Win: 168		WON-LOST	WINNING	LAST 10	STRENGTH OF		OPP. STRENGTH	TEAM	ADJ	CONF.	ADJ CONF.
Average RPI Loss: 123		RECORD	PCT. RANK	GAMES	SCHEDULE		OF SCHEDULE	RPI	RPI	RPI	RPI
DIV. I ONLY		14-31-0	.31111	268	68		203	198	.47734	198	17
DIV. I NON-CONF.		4-17-0	.19048	281	54		190	240	.45742	240	20
TOTALS		RPI 1-25	RPI 26-50		W-L RECORDS		RPI 51-100		RPI 101-150		RPI 150+
14-31-0	0-0-0	0-0-0		OVERALL		0-10-0		5-13-0		9-8-0	
8-7-0	0-0-0	0-0-0		HOME		0-0-0		1-3-0		7-4-0	
6-24-0	0-0-0	0-0-0		AWAY		0-10-0		4-10-0		2-4-0	
0-0-0	0-0-0	0-0-0		NEUTRAL		0-0-0		0-0-0		0-0-0	
4-17-0	0-0-0	0-0-0		NON-CONFERENCE		0-7-0		1-8-0		3-2-0	
2-1-0	0-0-0	0-0-0		HOME		0-0-0		0-1-0		2-0-0	
2-16-0	0-0-0	0-0-0		AWAY		0-7-0		1-7-0		1-2-0	
0-0-0	0-0-0	0-0-0		NEUTRAL		0-0-0		0-0-0		0-0-0	
10-14-0	0-0-0	0-0-0		CONFERENCE		0-3-0		4-5-0		6-6-0	
6-6-0	0-0-0	0-0-0		HOME		0-0-0		1-2-0		5-4-0	
4-8-0	0-0-0	0-0-0		AWAY		0-3-0		3-3-0		1-2-0	
0-0-0	0-0-0	0-0-0		NEUTRAL		0-0-0		0-0-0		0-0-0	
RPI S	Opponent	Score	RPI S	Opponent	Score	RPI S	Opponent	Score	RPI S	Opponent	Score
						51 A	South Ala.	3 8	104 A	Jacksonville St.	6 7
						51 A	South Ala.	2 8	104 A	Jacksonville St.	3 6
						51 A	South Ala.	0 32	104 A	Jacksonville St.	7 5
						69 A	Missouri	1 10	110 A	Samford	1 4
						81 A	Tennessee Tech	4 11	110 A	Samford	6 7
						81 A	Tennessee Tech	3 5	110 A	Samford	4 9
						81 A	Tennessee Tech	9 13	122 A	Morehead St.	9 8
						99 A	Kansas St.	0 14	122 A	Morehead St.	14 7
						99 A	Kansas St.	10 15	122 A	Morehead St.	15 16
						99 A	Kansas St.	11 12	127 H	Southeast Mo. St.	3 7
									127 H	Southeast Mo. St.	6 7
									127 H	Southeast Mo. St.	5 4
									134 A	Central Ark.	4 2
									134 A	Central Ark.	1 8
									134 A	Central Ark.	6 10
									134 A	Central Ark.	1 6
									148 A	Saint Louis	1 12
									148 H	Saint Louis	5 8
									161 A	Butler	10 6
									166 A	Belmont	7 3
									166 A	Belmont	3 8
									166 A	Belmont	1 10
									168 A	Indiana St.	1 2
									168 H	Indiana St.	8 7
									169 A	Alabama	0 5
									178 H	Murray St.	8 10
									178 H	Murray St.	7 5
Non-Div. I Games:			Lindenwood (IL)	8 5	Robert Morris (IL)	12 4	Ill.-Springfield	18 11	Eastern Ill.		

E  
a  
s  
t  
e  
r  
n  
I  
l  
l  
.

Eastern Illinois.

RPI	S	Opponent	Score
178	H	Murray St.	10 11
182	H	Southern Ill.	10 7
202	H	UT Martin	3 15
202	H	UT Martin	14 17
202	H	UT Martin	9 8
228	H	Eastern Ky.	13 11
228	H	Eastern Ky.	16 5
228	H	Eastern Ky.	11 9

 Tie, 
  Loss, 
  Non-Conf, 
 S Site, H Home, A Away, N Neutral

Page 301

V  
M  
I

VMI

RPI	S	Opponent	Score	
221	A	James Madison	6	1
236	A	The Citadel	4	1
236	A	The Citadel	2	4
236	A	The Citadel	0	3
239	H	Quinnipiac	13	7
239	H	Quinnipiac	9	5
239	H	Quinnipiac	5	8
247	H	Bucknell	6	1
247	H	Bucknell	0	4
247	H	Bucknell	10	2
260	A	Longwood	6	4
260	H	Longwood	4	3
264	H	Richmond	6	3

Average RPI Win:		157	WON-LOST RECORD		WINNING PCT. RANK		LAST 10 GAMES		STRENGTH OF SCHEDULE		OPP. STRENGTH OF SCHEDULE		TEAM RPI		ADJ RPI		CONF. RPI		ADJ CONF. RPI	
DIV. I ONLY			19-28-0		.40426 223		5-5-0		140		107		201		.47642 200		9		9	
DIV. I NON-CONF.			11-12-0		.47826 168		1-1-0		128		90		154		.49807 154		10		10	
TOTALS		RPI 1-25		RPI 26-50		W-L RECORDS		RPI 51-100		RPI 101-150		RPI 150+								
19-28-0		0-1-0		1-4-0		OVERALL		4-11-0		4-2-0		10-10-0								
11-12-0		0-1-0		0-2-0		HOME		2-5-0		4-2-0		5-2-0								
6-14-0		0-0-0		1-2-0		AWAY		2-6-0		0-0-0		3-6-0								
2-2-0		0-0-0		0-0-0		NEUTRAL		0-0-0		0-0-0		2-2-0								
11-12-0		0-1-0		1-4-0		NON-CONFERENCE		3-3-0		2-1-0		5-3-0								
6-5-0		0-1-0		0-2-0		HOME		1-0-0		2-1-0		3-1-0								
3-5-0		0-0-0		1-0-		AWAY		2-3-0		0-0-0		0-0-0								
2-2-0		0-0-0		0-0-0		NEUTRAL		0-0-0		0-0-0		2-2-0								
8-16-0		0-0-0		0-0-0		CONFERENCE		1-8-0		2-1-0		5-7-0								
5-7-0		0-0-0		0-0-0		HOME		1-5-0		2-1-0		2-1-0								
3-9-0		0-0-0		0-0-0		AWAY		0-3-0		0-0-0		3-6-0								
0-0-0		0-0-0		0-0-0		NEUTRAL		0-0-0		0-0-0		0-0-0								
RPI	S	Opponent		Score		RPI	S	Opponent		Score		RPI	S	Opponent		Score				
20	H	Oklahoma		4	5	33	A	Ole Miss		2	0	51	A	South Ala.		9	19			
						33	A	Ole Miss		0	1	51	A	South Ala.		6	16			
						48	H	Mercer		4	11	51	A	South Ala.		0	7			
						49	A	Georgia Tech		5	12	61	H	BYU		3	2			
						49	H	Georgia Tech		0	7	63	H	Coastal Caro.		0	17			
												63	H	Coastal Caro.		5	8			
												63	H	Coastal Caro.		0	4			
												74	A	Minnesota		1	9			
												74	A	Minnesota		7	5			
												82	H	UT Arlington		7	10			
												82	H	UT Arlington		2	1			
												82	H	UT Arlington		1	7			
												84	A	Jacksonville		5	2			
												84	A	Jacksonville		2	7			
												84	A	Jacksonville		8	9			

**Non-Div. I Games:**

Georgia St.



[illegible]

**Non-Div. I Games:**

Alabama St.

RPI	S	Opponent	Score	
286	H	Alcorn	9	4
286	H	Alcorn	10	0
292	A	Mississippi Val.	7	5
292	A	Mississippi Val.	7	6
292	A	Mississippi Val.	14	2
292	H	Mississippi Val.	12	3
292	H	Mississippi Val.	2	7
292	H	Mississippi Val.	10	5
295	A	Alabama A&M	5	3
295	A	Alabama A&M	11	2
295	H	Alabama A&M	2	5
295	H	Alabama A&M	14	2
295	H	Alabama A&M	5	4
295	N	Alabama A&M	9	2

Alabama St.

A  
l  
a  
b  
a  
m  
a  
s  
t  
.

A  
l  
a  
b  
a  
m  
a  
s  
t  
.

U  
T  
M  
a  
r  
t  
i  
n

UT Martin

Average RPI Win: 188		WON-LOST	WINNING	LAST 10	STRENGTH OF		OPP. STRENGTH	TEAM	ADJ		CONF.	ADJ CONF.					
Average RPI Loss: 108		RECORD	PCT. RANK	GAMES	SCHEDULE		OF SCHEDULE	RPI	RPI		RPI	RPI					
DIV. I ONLY		22-24-0	.47826	167	3-7-0		208	117	203	.47497	203	9	9				
DIV. I NON-CONF.		12-10-0	.54545	118	0-1-0		269	163	218	.46905	218	10	10				
<hr/>																	
TOTALS		RPI 1-25		RPI 26-50		W-L RECORDS		RPI 51-100		RPI 101-150		RPI 150+					
22-24-0		0-1-0		1-2-0		OVERALL		3-12-0		2-2-0		16-7-0					
14-12-0		0-1-0		1-1-0		HOME		3-6-0		1-1-0		9-3-0					
8-12-0		0-0-0		0-1-0		AWAY		0-6-0		1-1-0		7-4-0					
0-0-0		0-0-0		0-0-0		NEUTRAL		0-0-0		0-0-0		0-0-0					
<hr/>																	
12-10-0		0-1-0		1-2-0		NON-CONFERENCE		2-1-0		2-2-0		7-4-0					
8-6-0		0-1-0		1-1-0		HOME		2-1-0		1-1-0		4-2-0					
4-4-0		0-0-0		0-0-		AWAY		0-0-0		1-1-0		3-2-0					
0-0-0		0-0-0		0-0-0		NEUTRAL		0-0-0		0-0-0		0-0-0					
<hr/>																	
10-14-0		0-0-0		0-0-0		CONFERENCE		1-11-0		0-0-0		9-3-0					
6-6-0		0-0-0		0-0-0		HOME		1-5-0		0-0-0		5-1-0					
4-8-0		0-0-0		0-0-0		AWAY		0-6-0		0-0-0		4-2-0					
0-0-0		0-0-0		0-0-0		NEUTRAL		0-0-0		0-0-0		0-0-0					
<hr/>																	
RPI	S	Opponent		Score		RPI	S	Opponent		Score		RPI	S	Opponent		Score	
17	H	Missouri St.		0	13	33	A	Ole Miss		4	16	51	H	South Ala.		12	10
						38	H	Louisiana Tech		6	5	51	H	South Ala.		5	15
						38	H	Louisiana Tech		3	19	51	H	South Ala.		2	12
												59	A	Louisiana		2	13
												59	A	Louisiana		0	8
												59	A	Louisiana		2	3
												63	A	Coastal Caro.		1	6
												63	A	Coastal Caro.		0	5
												63	A	Coastal Caro.		6	11
												82	H	UT Arlington		3	15
												82	H	UT Arlington		0	2
												82	H	UT Arlington		7	11
												90	H	Cincinnati		5	4
												90	H	Cincinnati		5	1
												90	H	Cincinnati		4	11
				</													

Non-Div. I Games:

Arkansas St.

Average RPI Win:		198	WON-LOST RECORD		WINNING PCT. RANK		LAST 10 GAMES		STRENGTH OF SCHEDULE		OPP. STRENGTH OF SCHEDULE		TEAM RPI		ADJ RPI		CONF. RPI		ADJ CONF. RPI				
DIV. I ONLY			18-30-0		.375	240	1-9-0		150		213		204		.47487		204	21		21			
DIV. I NON-CONF.			9-21-0		.3	252	0-2-0		85		184		188		.48186		188	18		18			
TOTALS		RPI 1-25		RPI 26-50			W-L RECORDS			RPI 51-100			RPI 101-150			RPI 150+							
18-30-0		0-4-0		0-1-0			OVERALL			2-8-0			3-3-0			13-14-0							
6-5-0		0-0-0		0-0-0			HOME			1-3-0			0-0-0			5-2-0							
9-17-0		0-4-0		0-1-0			AWAY			0-2-0			2-2-0			7-8-0							
3-8-0		0-0-0		0-0-0			NEUTRAL			1-3-0			1-1-0			1-4-0							
9-21-0		0-4-0		0-1-0			NON-CONFERENCE			2-5-0			3-3-0			4-8-0							
1-1-0		0-0-0		0-0-0			HOME			1-0-0			0-0-0			0-1-0							
5-12-0		0-4-0		0-0-			AWAY			0-2-0			2-2-0			3-3-0							
3-8-0		0-0-0		0-0-0			NEUTRAL			1-3-0			1-1-0			1-4-0							
9-9-0		0-0-0		0-0-0			CONFERENCE			0-3-0			0-0-0			9-6-0							
5-4-0		0-0-0		0-0-0			HOME			0-3-0			0-0-0			5-1-0							
4-5-0		0-0-0		0-0-0			AWAY			0-0-0			0-0-0			4-5-0							
0-0-0		0-0-0		0-0-0			NEUTRAL			0-0-0			0-0-0			0-0-0							
RPI	S	Opponent		Score		RPI	S	Opponent		Score		RPI	S	Opponent		Score		RPI	S	Opponent		Score	
6	A	Louisville		0	13	36	A	Michigan		1	2	58	H	Kent St.		2	4	110	A	Samford		8	3
6	A	Louisville		2	3							58	H	Kent St.		4	9	110	A	Samford		3	7
6	A	Louisville		7	8							58	H	Kent St.		0	2	110	A	Samford		3	4
13	A	West Virginia		1	17							65	A	FGCU		5	12	124	N	Dartmouth		4	8
												69	N	Missouri		5	6	133	N	St. Bonaventure		12	7
												69	N	Missouri		9	27	150	A	Ohio St.		3	1
												69	N	Missouri		6	2	161	N	Butler		2	6
												69	N	Missouri		2	7	161	N	Butler		4	0
												91	H	Michigan St.		4	3	179	A	Fresno St.		2	10
												93	A	Notre Dame		0	5	179	A	Fresno St.		15	11
																		179	A	Fresno St.		3	6
																		181	A	Buffalo		4	0
																		181	A	Buffalo		3	6
																		181	A	Buffalo		2	5
																		215	A	Western Mich.		3	4
																		215	A	Western Mich.		1	6
																		215	A	Western Mich.		6	2
																		222	A	Oakland		11	14
																		222	H	Oakland		2	3
																		230	A	Miami (OH)		7	5
																		230	A	Miami (OH)		2	6
																		230	A	Miami (OH)		10	6
																		234	N	Milwaukee		0	3
																		234	N	Milwaukee		4	15
																		234	N	Milwaukee		2	4
																		235	H	Ohio		8	2
																		235	H	Ohio		12	9
LAST 10 GAMES																							

Non-Div. I Games:

Eastern Mich.

RPI	S	Opponent	Score	
235	H	Ohio	12	11
271	H	Bowling Green	7	6
271	H	Bowling Green	3	0
271	H	Bowling Green	2	6
282	A	Chicago St.	10	6
282	A	Chicago St.	5	2

Eastern Mich.

E  
a  
s  
t  
e  
r  
n  
M  
i  
c  
h  
.

E  
a  
s  
t  
e  
r  
n  
M  
i  
c  
h  
.

Average RPI Win: 185		WON-LOST	WINNING	LAST 10	STRENGTH OF		OPP. STRENGTH	TEAM	ADJ	CONF.	ADJ CONF.		
Average RPI Loss: 155		RECORD	PCT. RANK	GAMES	SCHEDULE		OF SCHEDULE	RPI	RPI	RPI	RPI		
DIV. I ONLY		19-26-0	.42222	212	5-5-0		166	194	205	.47452	205	18	18
DIV. I NON-CONF.		11-16-0	.40741	213	2-2-0		193	203	224	.4666	224	19	19
TOTALS		RPI 1-25	RPI 26-50		W-L RECORDS		RPI 51-100		RPI 101-150		RPI 150+		
19-26-0	0-0-0	0-2-0		OVERALL		1-4-0		4-7-0		14-13-0			
10-10-0	0-0-0	0-0-0		HOME		1-3-0		1-1-0		8-6-0			
8-15-0	0-0-0	0-2-0		AWAY		0-1-0		3-6-0		5-6-0			
1-1-0	0-0-0	0-0-0		NEUTRAL		0-0-0		0-0-0		1-1-0			
11-16-0	0-0-0	0-2-0		NON-CONFERENCE		0-2-0		3-5-0		8-7-0			
7-4-0	0-0-0	0-0-0		HOME		0-1-0		1-1-0		6-2-0			
3-11-0	0-0-0	0-0-		AWAY		0-1-0		2-4-0		1-4-0			
1-1-0	0-0-0	0-0-0		NEUTRAL		0-0-0		0-0-0		1-1-0			
8-10-0	0-0-0	0-0-0		CONFERENCE		1-2-0		1-2-0		6-6-0			
3-6-0	0-0-0	0-0-0		HOME		1-2-0		0-0-0		2-4-0			
5-4-0	0-0-0	0-0-0		AWAY		0-0-0		1-2-0		4-2-0			
0-0-0	0-0-0	0-0-0		NEUTRAL		0-0-0		0-0-0		0-0-0			
RPI S	Opponent	Score	RPI S	Opponent	Score	RPI S	Opponent	Score	RPI S	Opponent	Score		
			43 A	Tennessee	2 5	75 A	Charlotte	5 14	101 H	Western Caro.	5 3		
			47 A	North Carolina St.	1 13	77 H	Winthrop	0 8	110 A	Samford	6 4		
						77 H	Winthrop	4 3	110 A	Samford	2 6		
						77 H	Winthrop	0 1	110 A	Samford	1 4		
						81 H	Tennessee Tech	9 20	123 A	Furman	1 12		
									132 A	UNCG	3 14		
									137 A	High Point	0 7		
									137 A	High Point	3 1		
									137 A	High Point	2 5		
									145 A	Wofford	7 6		
									145 H	Wofford	8 17		
									154 H	UMBC	11 5		
									154 H	UMBC	7 6		
									154 H	UMBC	4 8		
									170 A	Presbyterian	4 7		
									170 A	Presbyterian	7 1		
									170 A	Presbyterian	4 2		
									171 H	Radford	7 6		
									171 H	Radford	2 5		
									171 H	Radford	2 13		
									173 A	Appalachian St.	3 4		
									173 H	Appalachian St.	5 3		
									207 H	Charleston So.	2 1		
									207 H	Charleston So.	3 10		
									207 H	Charleston So.	3 19		
									221 N	James Madison	9 25		
									224 A	Campbell	7 9		
LAST 10 GAMES			LAST 10 GAMES			LAST 10 GAMES			LAST 10 GAMES				
			171 H	Radford	7 6		224 A	Campbell	11 9		207 H	Charleston So.	2 1
			171 H	Radford	2 5		224 A	Campbell	7 9		207 H	Charleston So.	3 10
			171 H	Radford	2 13		224 A	Campbell	10 5		207 H	Charleston So.	3 19
			173 H	Appalachian St.	5 3		43 A	Tennessee	2 5		221 N	James Madison	9 25
			123 A	Furman	1 12		250 H	USC Upstate	8 4		224 A	Campbell	7 9

Non-Div. I Games:

UNC Asheville



RPI	S	Opponent	Score	
224	A	Campbell	11	9
224	A	Campbell	10	5
250	A	USC Upstate	9	10
250	H	USC Upstate	8	4
254	H	Iona	10	8
254	H	Iona	4	2
254	H	Iona	1	4
264	A	Richmond	2	4
264	A	Richmond	4	1
264	A	Richmond	3	5
269	N	Dayton	12	6

UNC Asheville

U  
N  
C  
A  
s  
h  
e  
v  
i  
l  
l  
e

U  
N  
C  
A  
s  
h  
e  
v  
i  
l  
l  
e

[illegible]

**Non-Div. I Games:**

Stony Brook

RPI	S	Opponent	Score	
252	H	LIU Brooklyn	15	11
252	H	LIU Brooklyn	1	0
254	H	Iona	13	2
258	A	Sacred Heart	11	5
258	H	Sacred Heart	9	3
258	H	Sacred Heart	6	5
258	H	Sacred Heart	11	5
266	H	Manhattan	11	10
298	A	NYIT	11	8
298	H	NYIT	7	2

S  
t  
o  
n  
y  
B  
r  
o  
o  
k

S  
t  
o  
n  
y  
B  
r  
o  
o  
k

Stony Brook

Average RPI Win:	193	WON-LOST	WINNING	LAST 10	STRENGTH OF	OPP. STRENGTH	TEAM	ADJ	CONF.	ADJ CONF.		
Average RPI Loss:	162	RECORD	PCT. RANK	GAMES	SCHEDULE	OF SCHEDULE	RPI	RPI	RPI	RPI		
DIV. I ONLY		21-23-0	.47727	168	5-5-0	200	177	207	.47348	207	18	18
DIV. I NON-CONF.		11-11-0	.5	143	1-1-0	219	208	221	.46836	221	19	19
<hr/>												
TOTALS	RPI 1-25	RPI 26-50		W-L RECORDS		RPI 51-100		RPI 101-150		RPI 150+		
21-23-0	0-1-0	0-1-0		OVERALL		3-4-0		3-4-0		15-13-0		
15-8-0	0-0-0	0-0-0		HOME		2-2-0		2-1-0		11-5-0		
5-14-0	0-1-0	0-1-0		AWAY		1-2-0		0-3-0		4-7-0		
1-1-0	0-0-0	0-0-0		NEUTRAL		0-0-0		1-0-0		0-1-0		
11-11-0	0-1-0	0-1-0		NON-CONFERENCE		1-2-0		3-1-0		7-6-0		
9-4-0	0-0-0	0-0-0		HOME		0-0-0		2-1-0		7-3-0		
1-6-0	0-1-0	0-0-		AWAY		1-2-0		0-0-0		0-2-0		
1-1-0	0-0-0	0-0-0		NEUTRAL		0-0-0		1-0-0		0-1-0		
10-12-0	0-0-0	0-0-0		CONFERENCE		2-2-0		0-3-0		8-7-0		
6-4-0	0-0-0	0-0-0		HOME		2-2-0		0-0-0		4-2-0		
4-8-0	0-0-0	0-0-0		AWAY		0-0-0		0-3-0		4-5-0		
0-0-0	0-0-0	0-0-0		NEUTRAL		0-0-0		0-0-0		0-0-0		
<hr/>												
RPI	S	Opponent	Score	RPI	S	Opponent	Score	RPI	S	Opponent	Score	
7	A	Clemson	5 6	26	A	South Carolina	0 3	56	H	Liberty	3 17	
								56	H	Liberty	2 12	
								56	H	Liberty	11 4	
								77	H	Winthrop	4 2	
								78	A	FIU	8 15	
								78	A	FIU	0 8	
								78	A	FIU	6 5	
								106	H	VCU	4 2	
								106	H	VCU	11 9	
								106	H	VCU	4 13	
								137	A	High Point	1 4	
								137	A	High Point	1 5	
								137	A	High Point	2 4	
								145	N	Wofford	5 2	
								158	H	Col. of Charleston	5 13	
								167	H	Gardner-Webb	5 7	
								167	H	Gardner-Webb	18 2	
								167	H	Gardner-Webb	3 6	
								171	H	Radford	3 2	
								171	H	Radford	4 1	
								171	H	Radford	4 3	
								205	A	UNC Asheville	19 3	
								205	A	UNC Asheville	10 3	
								205	A	UNC Asheville	1 2	
								224	A	Campbell	2 3	
								224	A	Campbell	12 6	
								224	A	Campbell	0 6	
								236	A	The Citadel	5 8	
								236	H	The Citadel	6 8	
								250	A	USC Upstate	1 5	
								250	H	USC Upstate	4 3	
								250	N	USC Upstate	4 10	
								260	A	Longwood	0 1	
								260	A	Longwood	2 7	
										</		

**Non-Div. I Games:**

Charleston So.

RPI	S	Opponent	Score	
260	A	Longwood	8	7
273	H	Hofstra	9	3
273	H	Hofstra	8	7
273	H	Hofstra	4	1
274	H	Delaware St.	3	1
274	H	Delaware St.	3	2
274	H	Delaware St.	2	9
288	H	Savannah St.	7	5

Charleston So.

C  
h  
a  
r  
l  
e  
s  
t  
o  
n  
S  
o  
.

C  
h  
a  
r  
l  
e  
s  
t  
o  
n  
S  
o  
.

Average RPI Win:		209	WON-LOST RECORD		WINNING PCT. RANK		LAST 10 GAMES		STRENGTH OF SCHEDULE		OPP. STRENGTH OF SCHEDULE		TEAM RPI		ADJ RPI		CONF. RPI		ADJ CONF. RPI	
DIV. I ONLY			22-27-0		.44898	196	5-5-0		169		247		208		.47305	208	23		23	
DIV. I NON-CONF.			12-19-0		.3871	225	1-1-0		124		243		220		.46861	220	24		24	
TOTALS		RPI 1-25		RPI 26-50		W-L RECORDS		RPI 51-100		RPI 101-150		RPI 150+								
22-27-0		1-1-0		0-1-0		OVERALL		0-2-0		4-10-0		17-13-0								
8-15-0		1-0-0		0-0-0		HOME		0-1-0		3-6-0		4-8-0								
11-7-0		0-0-0		0-1-0		AWAY		0-1-0		0-0-0		11-5-0								
3-5-0		0-1-0		0-0-0		NEUTRAL		0-0-0		1-4-0		2-0-0								
12-19-0		1-1-0		0-1-0		NON-CONFERENCE		0-2-0		3-8-0		8-7-0								
5-9-0		1-0-0		0-0-0		HOME		0-1-0		2-4-0		2-4-0								
4-5-0		0-0-0		0-0-		AWAY		0-1-0		0-0-0		4-3-0								
3-5-0		0-1-0		0-0-0		NEUTRAL		0-0-0		1-4-0		2-0-0								
10-8-0		0-0-0		0-0-0		CONFERENCE		0-0-0		1-2-0		9-6-0								
3-6-0		0-0-0		0-0-0		HOME		0-0-0		1-2-0		2-4-0								
7-2-0		0-0-0		0-0-0		AWAY		0-0-0		0-0-0		7-2-0								
0-0-0		0-0-0		0-0-0		NEUTRAL		0-0-0		0-0-0		0-0-0								
RPI	S	Opponent		Score		RPI	S	Opponent		Score		RPI	S	Opponent		Score				
13	N	West Virginia		3	5	47	A	North Carolina St.		3	7	63	A	Coastal Caro.		8	9			
24	H	Maryland		8	5							98	H	William & Mary		2	4			
												115	H	Cornell		3	7			
												115	H	Cornell		3	9			
												115	H	Cornell		11	4			
												133	H	St. Bonaventure		4	7			
												133	H	St. Bonaventure		1	0			
												133	H	St. Bonaventure		1	2			
												136	N	Ball St.		6	14			
												136	N	Ball St.		0	7			
												140	N	Canisius		1	7			
												140	N	Canisius		6	5			
												140	N	Canisius		2	4			
												149	H	Marist		1	4			
												149	H	Marist		10	9			
												149	H	Marist		1	3			
												154	A	UMBC		2	4			
												157	A	UNCW		8	12			
												171	H	Radford		6	4			
												171	H	Radford		4	9			
												173	N	Appalachian St.		3	1			
												175	H	George Washington		1	4			
												175	H	George Washington		5	12			
												175	H	George Washington		3	4			
												184	A	Navy		2	11			
												191	H	Georgetown		11	1			
												191	H	Georgetown		2	4			
												191	H	Georgetown		3	7			
												199	N	VMI		21	1			
LAST 10 GAMES																				

Non-Div. I Games:

George Mason

RPI	S	Opponent	Score	
218	H	Fordham	8	4
218	H	Fordham	5	6
218	H	Fordham	2	0
221	A	James Madison	7	6
242	A	Towson	10	6
242	H	Towson	2	14
244	A	Saint Joseph's	2	5
244	A	Saint Joseph's	4	1
244	A	Saint Joseph's	2	5
260	A	Longwood	6	5
264	A	Richmond	7	6
264	A	Richmond	4	3
264	A	Richmond	12	3
269	A	Dayton	10	5
269	A	Dayton	8	6
269	A	Dayton	7	1
297	A	Mt. St. Mary's	19	4

George Mason

G  
e  
o  
r  
g  
e  
M  
a  
s  
o  
n

G  
e  
o  
r  
g  
e  
M  
a  
s  
o  
n

[illegible]

Non-Div. I Games:	UC-Colo. Springs	24	10	UC-Colo. Springs	9	8
-------------------	------------------	----	----	------------------	---	---

Air Force



RPI	S	Opponent	Score	
237	H	UNLV	23	9
237	H	UNLV	10	5
265	A	Northern Colo.	8	9
280	A	Omaha	1	0
280	H	Omaha	24	5
280	H	Omaha	16	17
281	H	Portland	11	10
281	H	Portland	11	3

A  
i  
r  
F  
o  
r  
c  
e

A  
i  
r  
F  
o  
r  
c  
e

Average RPI Win: 200		WON-LOST RECORD	WINNING PCT. RANK		LAST 10 GAMES		STRENGTH OF SCHEDULE		OPP. STRENGTH OF SCHEDULE		TEAM RPI	ADJ RPI	CONF. RPI	ADJ CONF. RPI
Average RPI Loss: 124			13-24-0	.35135 248	1-7-0	119	208	211	.46987 210	15	15			
DIV. I ONLY		9-14-0	.3913 221	0-0-0	137	238	204	.47643 202	17	17				
DIV. I NON-CONF.														
TOTALS		RPI 1-25		RPI 26-50		W-L RECORDS		RPI 51-100		RPI 101-150		RPI 150+		
13-24-0		0-0-0		0-6-0		OVERALL		0-6-0		4-2-0		9-10-0		
6-3-0		0-0-0		0-0-0		HOME		0-0-0		2-1-0		4-2-0		
1-17-0		0-0-0		0-3-0		AWAY		0-6-0		0-0-0		1-4-0		
6-4-0		0-0-0		0-0-0		NEUTRAL		0-0-0		2-1-0		4-3-0		
9-14-0		0-0-0		0-3-0		NON-CONFERENCE		0-6-0		2-1-0		7-4-0		
3-1-0		0-0-0		0-0-0		HOME		0-0-0		0-0-0		3-1-0		
0-9-0		0-0-0		0-0-		AWAY		0-6-0		0-0-0		0-0-0		
6-4-0		0-0-0		0-0-0		NEUTRAL		0-0-0		2-1-0		4-3-0		
4-10-0		0-0-0		0-3-0		CONFERENCE		0-0-0		2-1-0		2-6-0		
3-2-0		0-0-0		0-0-0		HOME		0-0-0		2-1-0		1-1-0		
1-8-0		0-0-0		0-3-0		AWAY		0-0-0		0-0-0		1-5-0		
0-0-0		0-0-0		0-0-0		NEUTRAL		0-0-0		0-0-0		0-0-0		
RPI S	Opponent	Score	RPI S	Opponent	Score	RPI S	Opponent	Score	RPI S	Opponent	Score			
			31 A	St. John's (NY)	0 3	55 A	Fla. Atlantic	3 11	133 N	St. Bonaventure	6 5			
			31 A	St. John's (NY)	3 9	71 A	Miami (FL)	3 4	133 N	St. Bonaventure	3 4			
			31 A	St. John's (NY)	1 15	71 A	Miami (FL)	2 7	133 N	St. Bonaventure	5 4			
			41 A	Binghamton	3 9	77 A	Winthrop	5 12	144 H	Hartford	1 0			
			41 A	Binghamton	4 7	77 A	Winthrop	5 12	144 H	Hartford	3 2			
			41 A	Binghamton	2 3	77 A	Winthrop	2 3	144 H	Hartford	6 10			
									154 H	UMBC	6 9			
									154 H	UMBC	10 7			
									155 N	Central Conn. St.	3 6			
									155 N	Central Conn. St.	6 3			
									165 A	UMass Lowell	0 3			
									165 A	UMass Lowell	3 4			
									165 A	UMass Lowell	8 5			
									206 A	Stony Brook	3 6			
									206 A	Stony Brook	3 4			
									206 A	Stony Brook	6 12			
									251 N	South Dakota St.	6 0			
									251 N	South Dakota St.	4 3			
									266 H	Manhattan	10 6			
									266 H	Manhattan	4 6			
									266 H	Manhattan	3 1			
									266 H	Manhattan	18 13			
									267 N	Massachusetts	4 2			
									267 N	Massachusetts	1 5			
									267 N	Massachusetts	6 10			
LAST 10 GAMES			154 H	UMBC	6 9	41 A	Binghamton	2 3	267 N	Massachusetts	4 2			
			154 H	UMBC	10 7	41 A	Binghamton	4 7	267 N	Massachusetts	1 5			
			206 A	Stony Brook	6 12	41 A	Binghamton	3 9	267 N	Massachusetts	6 10			
			206 A	Stony Brook	3 4	266 H	Manhattan	10 6						
			206 A	Stony Brook	3 6	266 H	Manhattan	18 13						
Non-Div. I Games:	Colby	10 2	Me.-Farmington	12 2	Me.-Presque Isle	8 1	Thomas (ME)	11 3	Maine					

Average RPI Win:	159	WON-LOST RECORD	WINNING PCT. RANK	LAST 10 GAMES	STRENGTH OF SCHEDULE	OPP. STRENGTH OF SCHEDULE	TEAM RPI	ADJ RPI	CONF. RPI	ADJ CONF. RPI		
DIV. I ONLY		18-27-0	.4	224	1-9-0	180	103	212	.46978	211	14	14
DIV. I NON-CONF.		11-13-0	.45833	178	0-1-0	130	34	156	.49754	156	12	12
<hr/>												
TOTALS	RPI 1-25	RPI 26-50		W-L RECORDS		RPI 51-100		RPI 101-150		RPI 150+		
18-27-0	0-1-0	1-2-0		OVERALL		5-11-0		3-5-0		9-8-0		
9-13-0	0-1-0	0-0-0		HOME		2-7-0		2-1-0		5-4-0		
9-14-0	0-0-0	1-2-0		AWAY		3-4-0		1-4-0		4-4-0		
0-0-0	0-0-0	0-0-0		NEUTRAL		0-0-0		0-0-0		0-0-0		
11-13-0	0-1-0	1-2-0		NON-CONFERENCE		2-5-0		2-3-0		6-2-0		
7-6-0	0-1-0	0-0-0		HOME		0-3-0		2-1-0		5-1-0		
4-7-0	0-0-0	1-0-		AWAY		2-2-0		0-2-0		1-1-0		
0-0-0	0-0-0	0-0-0		NEUTRAL		0-0-0		0-0-0		0-0-0		
7-14-0	0-0-0	0-0-0		CONFERENCE		3-6-0		1-2-0		3-6-0		
2-7-0	0-0-0	0-0-0		HOME		2-4-0		0-0-0		0-3-0		
5-7-0	0-0-0	0-0-0		AWAY		1-2-0		1-2-0		3-3-0		
0-0-0	0-0-0	0-0-0		NEUTRAL		0-0-0		0-0-0		0-0-0		
<hr/>												
RPI S	Opponent	Score		RPI S	Opponent	Score		RPI S	Opponent	Score		
25 H	Long Beach St.	1	2	32 A	Texas A&M	0	3	57 A	Rice	7	5	
				32 A	Texas A&M	6	10	57 A	Rice	6	7	
				32 A	Texas A&M	2	1	57 A	Rice	5	2	
								61 A	BYU	4	9	
								61 A	BYU	2	7	
								61 A	BYU	11	7	
								70 H	Loyola Marymount	1	5	
								70 H	Loyola Marymount	2	4	
								70 H	Loyola Marymount	3	7	
								72 A	Sam Houston St.	1	2	
								73 H	California	2	3	
								73 H	California	7	12	
								73 H	California	1	3	
								80 H	Gonzaga	2	1	
								80 H	Gonzaga	5	3	
								80 H	Gonzaga	1	2	

**Non-Div. I Games:**

Pepperdine

Average RPI Win: 149		WON-LOST RECORD		WINNING PCT. RANK		LAST 10 GAMES		STRENGTH OF SCHEDULE		OPP. STRENGTH OF SCHEDULE		TEAM RPI		ADJ RPI		CONF. RPI		ADJ CONF. RPI	
DIV. I ONLY		15-30-0		.33333 257		6-4-0		93		188		213		.46976 212		19		19	
DIV. I NON-CONF.		6-16-0		.27273 259		2-1-0		51		60		190		.4809 190		14		14	
TOTALS		RPI 1-25		RPI 26-50		W-L RECORDS		RPI 51-100		RPI 101-150		RPI 150+							
15-30-0		1-2-0		0-0-0		OVERALL		4-8-0		2-9-0		8-11-0							
9-11-0		0-0-0		0-0-0		HOME		2-3-0		1-4-0		6-4-0							
6-19-0		1-2-0		0-0-0		AWAY		2-5-0		1-5-0		2-7-0							
0-0-0		0-0-0		0-0-0		NEUTRAL		0-0-0		0-0-0		0-0-0							
6-16-0		1-2-0		0-0-0		NON-CONFERENCE		2-4-0		2-9-0		1-1-0							
2-6-0		0-0-0		0-0-0		HOME		1-1-0		1-4-0		0-1-0							
4-10-0		1-2-0		0-0-		AWAY		1-3-0		1-5-0		1-0-0							
0-0-0		0-0-0		0-0-0		NEUTRAL		0-0-0		0-0-0		0-0-0							
9-14-0		0-0-0		0-0-0		CONFERENCE		2-4-0		0-0-0		7-10-0							
7-5-0		0-0-0		0-0-0		HOME		1-2-0		0-0-0		6-3-0							
2-9-0		0-0-0		0-0-0		AWAY		1-2-0		0-0-0		1-7-0							
0-0-0		0-0-0		0-0-0		NEUTRAL		0-0-0		0-0-0		0-0-0							
RPI	S	Opponent		Score		RPI	S	Opponent		Score		RPI	S	Opponent		Score			
7	A	Clemson		2	5			64	H	Utah		9	4	126	H	Virginia Tech		5	8
7	A	Clemson		7	5			68	A	Saint Mary's (CA)		0	4	126	H	Virginia Tech		7	8
15	A	Baylor		0	6			68	H	Saint Mary's (CA)		1	6	126	H	Virginia Tech		7	4
								72	A	Sam Houston St.		2	8	126	H	Virginia Tech		10	24
								72	A	Sam Houston St.		0	1	135	A	UC Santa Barbara		3	10
								72	A	Sam Houston St.		5	4	139	A	Hawaii		2	3
								92	A	San Diego St.		3	1	139	A	Hawaii		9	2
								92	A	San Diego St.		2	7	139	A	Hawaii		2	3
								92	A	San Diego St.		3	6	139	A	Hawaii		5	12
								92	H	San Diego St.		7	3	147	A	San Francisco		1	7
								92	H	San Diego St.		2	7	147	H	San Francisco		6	9
								92	H	San Diego St.		3	7	179	A	Fresno St.		5	9
														179	A	Fresno St.		10	8
														179	A	Fresno St.		2	3
														179	H	Fresno St.		7	3
														179	H	Fresno St.		5	27
														179	H	Fresno St.		5	4
														209	A	Air Force		3	4
														209	A	Air Force		7	10
														209	H	Air Force		10	2
														209	H	Air Force		9	8
														209	H	Air Force		3	7
														229	A	Sacramento St.		6	5
														229	H	Sacramento St.		5	7
														232	A	San Jose St.		5	6
														232	A	San Jose St.		5	6
														232	A	San Jose St.		6	7
LAST 10 GAMES																			
7	A	Clemson		7	5	179	H	Fresno St.		5	27	229	A	Sacramento St.		6	5		
7	A	Clemson		2	5	179	H	Fresno St.		7	3	229	H	Sacramento St.		5	7		
229	A	Sacramento St.		6	5	179	H	Fresno St.		5	4	232	A	San Jose St.		5	6		
209	A	Air Force		3	4	232	H	San Jose St.		6	2	232	A	San Jose St.		5	6		
209	A	Air Force		7	10	232	H	San Jose St.		5	4	232	A	San Jose St.		6	7		

Non-Div. I Games:

Nevada

RPI	S	Opponent	Score	
232	H	San Jose St.	5	4
232	H	San Jose St.	5	6
232	H	San Jose St.	6	2

Nevada

N  
e  
v  
a  
d  
a

N  
e  
v  
a  
d  
a

Average RPI Win: 151		WON-LOST	WINNING	LAST 10	STRENGTH OF		OPP. STRENGTH	TEAM	ADJ		CONF.	ADJ CONF.	
Average RPI Loss: 127		RECORD	PCT. RANK	GAMES	SCHEDULE		OF SCHEDULE	RPI	RPI		RPI	RPI	
DIV. I ONLY		13-24-0	.35135	248	3-7-0		99	199	214	.46975	213	13	13
DIV. I NON-CONF.		7-10-0	.41176	210	1-1-0		34	222	147	.50189	147	9	9
TOTALS		RPI 1-25	RPI 26-50		W-L RECORDS		RPI 51-100		RPI 101-150		RPI 150+		
13-24-0	0-0-0	0-4-0		OVERALL		1-3-0		6-6-0		6-11-0			
8-10-0	0-0-0	0-0-0		HOME		0-2-0		3-3-0		5-5-0			
5-14-0	0-0-0	0-4-0		AWAY		1-1-0		3-3-0		1-6-0			
0-0-0	0-0-0	0-0-0		NEUTRAL		0-0-0		0-0-0		0-0-0			
7-10-0	0-0-0	0-4-0		NON-CONFERENCE		0-0-0		3-1-0		4-5-0			
6-2-0	0-0-0	0-0-0		HOME		0-0-0		3-1-0		3-1-0			
1-8-0	0-0-0	0-0-		AWAY		0-0-0		0-0-0		1-4-0			
0-0-0	0-0-0	0-0-0		NEUTRAL		0-0-0		0-0-0		0-0-0			
6-14-0	0-0-0	0-0-0		CONFERENCE		1-3-0		3-5-0		2-6-0			
2-8-0	0-0-0	0-0-0		HOME		0-2-0		0-2-0		2-4-0			
4-6-0	0-0-0	0-0-0		AWAY		1-1-0		3-3-0		0-2-0			
0-0-0	0-0-0	0-0-0		NEUTRAL		0-0-0		0-0-0		0-0-0			
RPI	S	Opponent	Score	RPI	S	Opponent	Score	RPI	S	Opponent	Score		
				32	A	Texas A&M	4 6	67	A	Yale	2 10		
				32	A	Texas A&M	2 3	67	A	Yale	12 1		
				32	A	Texas A&M	1 5	67	H	Yale	4 5		
				46	A	Rhode Island	2 5	67	H	Yale	4 5		
										115	A Cornell	8 1	
										115	A Cornell	7 4	
										124	A Dartmouth	1 3	
										124	A Dartmouth	1 7	
										124	A Dartmouth	1 5	
										124	A Dartmouth	9 8	
										128	H Columbia	5 9	
										128	H Columbia	1 3	
										141	H Bryant	5 3	
										141	H Bryant	5 4	
										141	H Bryant	2 7	
										141	H Bryant	4 3	
										159	A Nicholls St.	1 3	
										159	A Nicholls St.	1 4	
										159	A Nicholls St.	3 4	
										165	A UMass Lowell	8 7	
										165	A UMass Lowell	0 3	
										177	A Princeton	5 11	
										177	A Princeton	2 3	
										185	H Harvard	2 3	
										185	H Harvard	7 3	
										185	H Harvard	3 4	
										185	H Harvard	6 7	
										188	H Penn	8 6	
										188	H Penn	2 4	
										191	H Georgetown	2 0	
										191	H Georgetown	2 3	
LAST 10 GAMES													
				67	H	Yale	4 5	185	H	Harvard	6 7		
				67	H	Yale	4 5	185	H	Harvard	2 3		
				67	A	Yale	12 1	185	H	Harvard	7 3		
				67	A	Yale	2 10	165	A	UMass Lowell	8 7		
				185	H	Harvard	3 4	165	A	UMass Lowell	0 3		

Non-Div. I Games:

Brown

RPI	S	Opponent	Score	
191	H	Georgetown	11	10
194	H	Albany (NY)	13	5

Brown

B  
r  
o  
w  
n

B  
r  
o  
w  
n

Average RPI Win: 205		WON-LOST	WINNING	LAST 10	STRENGTH OF		OPP. STRENGTH	TEAM	ADJ		CONF.	ADJ CONF.					
Average RPI Loss: 138		RECORD	PCT. RANK	GAMES	SCHEDULE		OF SCHEDULE	RPI	RPI		RPI	RPI					
DIV. I ONLY		16-25-0	.39024	232	5-5-0		167	248	215		.46933	214					
DIV. I NON-CONF.		8-15-0	.34783	242	3-1-0		207	155	228		.46431	227					
TOTALS		RPI 1-25	RPI 26-50		W-L RECORDS		RPI 51-100		RPI 101-150		RPI 150+						
16-25-0		0-1-0	0-1-0		OVERALL		0-6-0		5-7-0		11-10-0						
10-3-0		0-0-0	0-0-0		HOME		0-0-0		1-2-0		9-1-0						
6-19-0		0-1-0	0-0-0		AWAY		0-4-0		4-5-0		2-9-0						
0-3-0		0-0-0	0-1-0		NEUTRAL		0-2-0		0-0-0		0-0-0						
8-15-0		0-1-0	0-1-0		NON-CONFERENCE		0-6-0		3-3-0		5-4-0						
4-0-0		0-0-0	0-0-0		HOME		0-0-0		0-0-0		4-0-0						
4-12-0		0-1-0	0-0-		AWAY		0-4-0		3-3-0		1-4-0						
0-3-0		0-0-0	0-1-0		NEUTRAL		0-2-0		0-0-0		0-0-0						
8-10-0		0-0-0	0-0-0		CONFERENCE		0-0-0		2-4-0		6-6-0						
6-3-0		0-0-0	0-0-0		HOME		0-0-0		1-2-0		5-1-0						
2-7-0		0-0-0	0-0-0		AWAY		0-0-0		1-2-0		1-5-0						
0-0-0		0-0-0	0-0-0		NEUTRAL		0-0-0		0-0-0		0-0-0						
RPI S	Opponent	Score		RPI S	Opponent	Score		RPI S	Opponent	Score		RPI S	Opponent	Score			
8 A	Virginia	0	10	46 N	Rhode Island	4	5	55 A	Fla. Atlantic	5	16	123 A	Furman	5	12		
								55 A	Fla. Atlantic	1	6	123 A	Furman	6	10		
								55 A	Fla. Atlantic	10	12	123 A	Furman	4	2		
								93 N	Notre Dame	0	4	128 A	Columbia	17	12		
								96 A	Rutgers	4	6	140 A	Canisius	3	4		
								98 N	William & Mary	5	6	140 A	Canisius	17	6		
												140 A	Canisius	10	11		
												145 A	Wofford	4	16		
												145 A	Wofford	6	4		
												149 H	Marist	4	5		
												149 H	Marist	1	7		
												149 H	Marist	7	2		
												160 A	Fairfield	6	7		
												160 A	Fairfield	2	9		
												160 A	Fairfield	9	15		
												175 A	George Washington	0	12		
												175 A	George Washington	3	1		
												175 A	George Washington	0	4		
												177 H	Princeton	8	4		
												194 A	Albany (NY)	3	4		
												195 H	Niagara	8	6		
												195 H	Niagara	6	5		
												195 H	Niagara	4	6		
												239 H	Quinnipiac	12	0		
												239 H	Quinnipiac	9	4		
												239 H	Quinnipiac	17	7		
												250 A	USC Upstate	5	14		
LAST 10 GAMES				298 H NYIT				10	4	195 H Niagara				6	5		
160 A Fairfield				2	9	195 H Niagara				4	6	239 H Quinnipiac				9	4
160 A Fairfield				6	7	195 H Niagara				8	6	239 H Quinnipiac				17	7
160 A Fairfield				9	15	195 H Niagara				5	4	250 A USC Upstate				5	14
194 A Albany (NY)				3	4	291 H Lafayette				5	4						
298 H NYIT				7	1												

Non-Div. I Games:

Monmouth



RPI	S	Opponent	Score	
256	A	Siena	5	6
256	A	Siena	11	0
256	A	Siena	4	5
291	H	Lafayette	5	4
298	H	NYIT	10	4
298	H	NYIT	7	1

Monmouth

M  
o  
n  
m  
o  
u  
t  
h

M  
o  
n  
m  
o  
u  
t  
h

Average RPI Win:	194	WON-LOST	WINNING	LAST 10	STRENGTH OF	OPP. STRENGTH	TEAM	ADJ	CONF.	ADJ CONF.	
Average RPI Loss:	164	RECORD	PCT. RANK	GAMES	SCHEDULE	OF SCHEDULE	RPI	RPI	RPI	RPI	
DIV. I ONLY	18-22-0	.45	195	5-5-0	254	165	216	.4693	215	21	21
DIV. I NON-CONF.	10-12-0	.45455	184	1-3-0	230	141	174	.48767	174	18	18
<hr/>											
TOTALS	RPI 1-25	RPI 26-50		W-L RECORDS		RPI 51-100		RPI 101-150		RPI 150+	
18-22-0	0-0-0	1-2-0		OVERALL		1-0-0		2-9-0		14-11-0	
5-7-0	0-0-0	0-0-0		HOME		0-0-0		1-5-0		4-2-0	
9-14-0	0-0-0	0-2-0		AWAY		1-0-0		1-4-0		7-8-0	
4-1-0	0-0-0	1-0-0		NEUTRAL		0-0-0		0-0-0		3-1-0	
<hr/>											
10-12-0	0-0-0	1-2-0		NON-CONFERENCE		1-0-0		1-4-0		7-6-0	
1-2-0	0-0-0	0-0-0		HOME		0-0-0		1-2-0		0-0-0	
5-9-0	0-0-0	0-0-		AWAY		1-0-0		0-2-0		4-5-0	
4-1-0	0-0-0	1-0-0		NEUTRAL		0-0-0		0-0-0		3-1-0	
<hr/>											
8-10-0	0-0-0	0-0-0		CONFERENCE		0-0-0		1-5-0		7-5-0	
4-5-0	0-0-0	0-0-0		HOME		0-0-0		0-3-0		4-2-0	
4-5-0	0-0-0	0-0-0		AWAY		0-0-0		1-2-0		3-3-0	
0-0-0	0-0-0	0-0-0		NEUTRAL		0-0-0		0-0-0		0-0-0	
<hr/>											
RPI S	Opponent	Score	RPI S	Opponent	Score	RPI S	Opponent	Score	RPI S	Opponent	Score
			36 A	Michigan	4 6	91 A	Michigan St.	3 2	125 A	Illinois	3 13
			45 N	UConn	4 3		127 H	Southeast Mo. St.	6 12		
			49 A	Georgia Tech	3 8		127 H	Southeast Mo. St.	8 6		
							127 H	Southeast Mo. St.	5 8		
							136 H	Ball St.	5 16		
							136 H	Ball St.	9 12		
							136 H	Ball St.	3 18		
							138 A	Central Mich.	4 10		
							138 A	Central Mich.	5 7		
							138 A	Central Mich.	11 2		
						142 A	Kennesaw St.	4 17			
						172 A	Stetson	5 3			
						187 A	ETSU	11 1			
						187 A	ETSU	8 12			
						187 A	ETSU	7 12			
						190 N	Northeastern	14 7			
						191 N	Georgetown	8 12			
						196 A	Toledo	8 9			
						196 A	Toledo	0 1			
						196 A	Toledo	4 1			
						200 A	Georgia St.	4 6			
						204 H	Eastern Mich.	2 6			
						204 H	Eastern Mich.	6 1			
						204 H	Eastern Mich.	4 3			
						226 A	Northwestern	4 11			
						230 A	Miami (OH)	8 4			
						230 A	Miami (OH)	3 4			
			LAST 10 GAMES								
			127 H	Southeast Mo. St.	8 6	235 H	Ohio	3 2	204 H	Eastern Mich.	6 1
			127 H	Southeast Mo. St.	6 12	204 H	Eastern Mich.	6 1	204 H	Eastern Mich.	4 3
127 H	Southeast Mo. St.	5 8	204 H	Eastern Mich.	4 3	226 A	Northwestern	4 11			
235 H	Ohio	9 0	204 H	Eastern Mich.	2 6	230 A	Miami (OH)	8 4			
235 H	Ohio	13 17	125 A	Illinois	3 13	230 A	Miami (OH)	3 4			

Non-Div. I Games: Grace (IN) 9 1

Western Mich.

RPI	S	Opponent	Score	
230	A	Miami (OH)	4	0
235	H	Ohio	3	2
235	H	Ohio	13	17
235	H	Ohio	9	0
244	N	Saint Joseph's	9	2
246	N	Villanova	11	6
255	A	Evansville	5	6
255	A	Evansville	4	3
255	A	Evansville	11	2

Western Mich.

W  
e  
s  
t  
e  
r  
n  
M  
i  
c  
h  
.

W  
e  
s  
t  
e  
r  
n  
M  
i  
c  
h  
.

Average RPI Win: 173		WON-LOST	WINNING	LAST 10	STRENGTH OF		OPP. STRENGTH	TEAM	ADJ		CONF.	ADJ CONF.
Average RPI Loss: 108		RECORD	PCT. RANK	GAMES	SCHEDULE		OF SCHEDULE	RPI	RPI		RPI	RPI
DIV. I ONLY		17-30-0	.3617	245	3-7-0		111	183	217		.46826	216
DIV. I NON-CONF.		9-14-0	.3913	221	1-0-0		119	262	216		.46969	216
TOTALS		RPI 1-25	RPI 26-50		W-L RECORDS		RPI 51-100		RPI 101-150		RPI 150+	
17-30-0		0-1-0	0-3-0		OVERALL		3-14-0		6-6-0		8-6-0	
11-12-0		0-0-0	0-1-0		HOME		0-4-0		4-3-0		7-4-0	
5-18-0		0-1-0	0-2-0		AWAY		3-10-0		1-3-0		1-2-0	
1-0-0		0-0-0	0-0-0		NEUTRAL		0-0-0		1-0-0		0-0-0	
9-14-0		0-1-0	0-3-0		NON-CONFERENCE		0-5-0		5-4-0		4-1-0	
7-4-0		0-0-0	0-1-0		HOME		0-1-0		3-1-0		4-1-0	
1-10-0		0-1-0	0-0-		AWAY		0-4-0		1-3-0		0-0-0	
1-0-0		0-0-0	0-0-0		NEUTRAL		0-0-0		1-0-0		0-0-0	
8-16-0		0-0-0	0-0-0		CONFERENCE		3-9-0		1-2-0		4-5-0	
4-8-0		0-0-0	0-0-0		HOME		0-3-0		1-2-0		3-3-0	
4-8-0		0-0-0	0-0-0		AWAY		3-6-0		0-0-0		1-2-0	
0-0-0		0-0-0	0-0-0		NEUTRAL		0-0-0		0-0-0		0-0-0	
RPI S	Opponent	Score	RPI S	Opponent	Score	RPI S	Opponent	Score	RPI S	Opponent	Score	
20 A	Oklahoma	5 10	33 A	Ole Miss	4 5	51 A	South Ala.	11 5	109 H	Troy	6 7	
			38 A	Louisiana Tech	2 4	51 A	South Ala.	3 8	109 H	Troy	3 6	
			38 H	Louisiana Tech	6 10	51 A	South Ala.	3 5	109 H	Troy	10 3	
						59 H	Louisiana	4 9	113 H	Purdue	13 0	
						59 H	Louisiana	3 5	113 H	Purdue	4 6	
						59 H	Louisiana	4 7	113 H	Purdue	2 0	
						69 A	Missouri	8 11	134 A	Central Ark.	3 12	
						76 A	Ga. Southern	11 4	134 N	Central Ark.	11 6	
						76 A	Ga. Southern	2 9	143 A	SFA	4 6	
						76 A	Ga. Southern	0 5	143 A	SFA	8 3	
						82 A	UT Arlington	0 2	143 A	SFA	2 5	
						82 A	UT Arlington	9 4	143 H	SFA	10 4	
						82 A	UT Arlington	5 10	173 H	Appalachian St.	6 7	
						95 A	Oral Roberts	4 10	173 H	Appalachian St.	2 3	
						95 A	Oral Roberts	3 4	173 H	Appalachian St.	6 2	
						95 A	Oral Roberts	3 8	192 H	Texas St.	6 5	
						95 H	Oral Roberts	1 8	192 H	Texas St.	9 4	
									192 H	Texas St.	3 7	
									241 A	La.-Monroe	4 6	
									241 A	La.-Monroe	1 7	
									241 A	La.-Monroe	5 1	
									283 H	Ark.-Pine Bluff	1 2	
						76 A	Ga. Southern	11 4	296 H	Fort Wayne	9 5	
						134 N	Central Ark.	11 6	296 H	Fort Wayne	3 2	
						59 H	Louisiana	3 5	296 H	Fort Wayne	5 1	
						59 H	Louisiana	4 7	296 H	Fort Wayne	17 2	
						59 H	Louisiana	4 9				
			LAST 10 GAMES									
			51 A	South Ala.	3 5							
			51 A	South Ala.	11 5							
			51 A	South Ala.	3 8							
			76 A	Ga. Southern	2 9							
			76 A	Ga. Southern	0 5							

Non-Div. I Games:

Little Rock

Average RPI Win: 213		WON-LOST RECORD	WINNING PCT. RANK	LAST 10 GAMES	STRENGTH OF SCHEDULE	OPP. STRENGTH OF SCHEDULE	TEAM RPI	ADJ RPI		CONF. RPI	ADJ CONF. RPI	
Average RPI Loss: 170												
DIV. I ONLY		21-24-0	.46667	177	4-6-0	215	242	218	.46814	217	17	17
DIV. I NON-CONF.		12-9-0	.57143	104	1-3-0	289	276	229	.46409	228	20	20
<hr/>												
TOTALS		RPI 1-25		RPI 26-50		W-L RECORDS		RPI 51-100		RPI 101-150		RPI 150+
21-24-0		0-0-0		0-0-0		OVERALL		0-3-0		3-7-0		18-14-0
12-8-0		0-0-0		0-0-0		HOME		0-0-0		2-2-0		10-6-0
7-14-0		0-0-0		0-0-0		AWAY		0-3-0		1-5-0		6-6-0
2-2-0		0-0-0		0-0-0		NEUTRAL		0-0-0		0-0-0		2-2-0
12-9-0		0-0-0		0-0-0		NON-CONFERENCE		0-0-0		1-3-0		11-6-0
6-2-0		0-0-0		0-0-0		HOME		0-0-0		0-1-0		6-1-0
4-5-0		0-0-0		0-0-		AWAY		0-0-0		1-2-0		3-3-0
2-2-0		0-0-0		0-0-0		NEUTRAL		0-0-0		0-0-0		2-2-0
9-15-0		0-0-0		0-0-0		CONFERENCE		0-3-0		2-4-0		7-8-0
6-6-0		0-0-0		0-0-0		HOME		0-0-0		2-1-0		4-5-0
3-9-0		0-0-0		0-0-0		AWAY		0-3-0		0-3-0		3-3-0
0-0-0		0-0-0		0-0-0		NEUTRAL		0-0-0		0-0-0		0-0-0
RPI	S	Opponent	Score	RPI	S	Opponent	Score	RPI	S	Opponent	Score	
								81	A	Tennessee Tech	8	13
								81	A	Tennessee Tech	2	3
								81	A	Tennessee Tech	7	11
										107	A	Pittsburgh
											6	4
										107	A	Pittsburgh
											6	7
										107	A	Pittsburgh
											5	17
										122	A	Morehead St.
											4	16
										122	A	Morehead St.
											15	28
										122	A	Morehead St.
											3	16
										127	H	Southeast Mo. St.
											3	8
										127	H	Southeast Mo. St.
											7	5
										127	H	Southeast Mo. St.
											15	10
										148	H	Saint Louis
											3	12
										166	A	Belmont
											6	8
										166	A	Belmont
											3	4
										166	A	Belmont
											5	8
										176	A	Austin Peay
											10	3
										176	A	Austin Peay
											7	4
										176	A	Austin Peay
											14	4
										178	H	Murray St.
											6	5
										178	H	Murray St.
											9	18
										178	H	Murray St.
											8	1
										180	H	Bradley
											7	10
										202	H	UT Martin
											1	3
										202	H	UT Martin
											2	3
										202	H	UT Martin
											5	9
										228	H	Eastern Ky.
											11	2
										228	H	Eastern Ky.
											11	2
										228	H	Eastern Ky.
											9	17
										235	N	Ohio
											1	2
<hr/>												
LAST 10 GAMES												

Non-Div. I Games:

SIUE

RPI	S	Opponent	Score	
235	N	Ohio	2	1
235	N	Ohio	7	4
235	N	Ohio	4	6
240	H	Northern Ill.	4	3
240	H	Northern Ill.	4	2
240	H	Northern Ill.	5	3
240	H	Northern Ill.	9	7
255	A	Evansville	8	7
255	H	Evansville	5	2
268	A	Western Ill.	4	21
268	H	Western Ill.	9	3
278	A	Seattle U	13	10
278	A	Seattle U	6	0
278	A	Seattle U	3	9
278	A	Seattle U	1	4

SIUE

S  
I  
U  
E

S  
I  
U  
E

Average RPI Win: 240		WON-LOST RECORD	WINNING PCT. RANK	LAST 10 GAMES	STRENGTH OF SCHEDULE	OPP. STRENGTH OF SCHEDULE	TEAM RPI	ADJ RPI	CONF. RPI	ADJ CONF. RPI
Average RPI Loss: 122										
DIV. I ONLY		22-22-0	.5 146	4-6-0	222	256	219	.46788 218	23	23
DIV. I NON-CONF.		15-12-0	.55556 111	4-1-0	241	285	206	.47586 204	24	24
<hr/>										
TOTALS	RPI 1-25	RPI 26-50		W-L RECORDS		RPI 51-100		RPI 101-150		RPI 150+
22-22-0	0-3-0	0-3-0		OVERALL		0-1-0		3-10-0		19-5-0
16-7-0	0-0-0	0-0-0		HOME		0-1-0		0-4-0		16-2-0
5-12-0	0-3-0	0-3-0		AWAY		0-0-0		2-3-0		3-3-0
1-3-0	0-0-0	0-0-0		NEUTRAL		0-0-0		1-3-0		0-0-0
15-12-0	0-3-0	0-0-0		NON-CONFERENCE		0-1-0		2-6-0		13-2-0
11-3-0	0-0-0	0-0-0		HOME		0-1-0		0-1-0		11-1-0
3-6-0	0-3-0	0-0-		AWAY		0-0-0		1-2-0		2-1-0
1-3-0	0-0-0	0-0-0		NEUTRAL		0-0-0		1-3-0		0-0-0
7-10-0	0-0-0	0-3-0		CONFERENCE		0-0-0		1-4-0		6-3-0
5-4-0	0-0-0	0-0-0		HOME		0-0-0		0-3-0		5-1-0
2-6-0	0-0-0	0-3-0		AWAY		0-0-0		1-1-0		1-2-0
0-0-0	0-0-0	0-0-0		NEUTRAL		0-0-0		0-0-0		0-0-0
RPI S	Opponent	Score		RPI S	Opponent	Score		RPI S	Opponent	Score
25 A	Long Beach St.	0	6	46 A	Rhode Island	2	7	67 H	Yale	4 8
25 A	Long Beach St.	1	7	46 A	Rhode Island	3	7			
25 A	Long Beach St.	4	8	46 A	Rhode Island	3	5			

Non-Div. I Games:

Fordham

Fordham



Average RPI Win:	262	WON-LOST RECORD	WINNING PCT. RANK	LAST 10 GAMES	STRENGTH OF SCHEDULE	OPP. STRENGTH OF SCHEDULE	TEAM RPI	ADJ RPI	CONF. RPI	ADJ CONF. RPI							
Average RPI Loss:	163																
DIV. I ONLY	28-14-1	.66279	38	6-3-1	293	279	209	.46582	219	31	31						
DIV. I NON-CONF.	4-9-1	.32143	247	2-2-1	157	74	226	.45898	236	31	31						
<hr/>																	
TOTALS	RPI 1-25	RPI 26-50		W-L RECORDS		RPI 51-100		RPI 101-150		RPI 150+							
28-14-1	0-0-0	0-0-0		OVERALL		0-4-0		2-4-1		26-6-0							
13-5-1	0-0-0	0-0-0		HOME		0-1-0		1-1-1		12-3-0							
13-8-0	0-0-0	0-0-0		AWAY		0-3-0		1-3-0		12-2-0							
2-1-0	0-0-0	0-0-0		NEUTRAL		0-0-0		0-0-0		2-1-0							
<hr/>																	
4-9-1	0-0-0	0-0-0		NON-CONFERENCE		0-4-0		2-4-1		2-1-0							
1-3-1	0-0-0	0-0-0		HOME		0-1-0		1-1-1		0-1-0							
2-6-0	0-0-0	0-0-		AWAY		0-3-0		1-3-0		1-0-0							
1-0-0	0-0-0	0-0-0		NEUTRAL		0-0-0		0-0-0		1-0-0							
<hr/>																	
24-5-0	0-0-0	0-0-0		CONFERENCE		0-0-0		0-0-0		24-5-0							
12-2-0	0-0-0	0-0-0		HOME		0-0-0		0-0-0		12-2-0							
11-2-0	0-0-0	0-0-0		AWAY		0-0-0		0-0-0		11-2-0							
1-1-0	0-0-0	0-0-0		NEUTRAL		0-0-0		0-0-0		1-1-0							
<hr/>																	
RPI	S	Opponent	Score	RPI	S	Opponent	Score	RPI	S	Opponent	Score						
						65	A	FGCU	4	7	118	A	Florida A&M	9	7		
						65	A	FGCU	1	5	118	A	Florida A&M	3	4		
						65	A	FGCU	4	6	118	A	Florida A&M	4	7		
						84	H	Jacksonville	1	7	122	H	Morehead St.	1	3		
						122	H	Morehead St.	10	5							
						130	A	New Orleans	2	16							
						130	H	New Orleans	5	5							
						201	A	Alabama St.	8	3							
						201	A	Alabama St.	4	2							
						201	A	Alabama St.	16	1							
						201	H	Alabama St.	7	15							
						201	H	Alabama St.	0	5							
						201	H	Alabama St.	4	1							
						241	A	La.-Monroe	2	0							
						241	H	La.-Monroe	2	10							
						272	H	Texas Southern	12	4							
						272	H	Texas Southern	11	1							
						272	N	Texas Southern	15	0							
						282	N	Chicago St.	9	7							
						286	A	Alcorn	6	9							
						286	A	Alcorn	13	2							
						286	A	Alcorn	9	4							
						286	H	Alcorn	11	6							
						286	H	Alcorn	16	4							
						286	N	Alcorn	4	5							
						292	A	Mississippi Val.	5	3							
						292	A	Mississippi Val.	6	0							
						<hr/>											
						LAST 10 GAMES											
						295	H	Alabama A&M	10	3	118	A	Florida A&M	3	4	286	H
295	H	Alabama A&M	7	5	118	A	Florida A&M	4	7	286	H	Alcorn	16	4			
295	H	Alabama A&M	6	2	130	H	New Orleans	5	5	286	N	Alcorn	4	5			
282	N	Chicago St.	9	7	286	A	Alcorn	9	4	292	A	Mississippi Val.	5	3			
118	A	Florida A&M	9	7	286	A	Alcorn	6	9	292	A	Mississippi Val.	6	0			
<hr/>																	
Non-Div. I Games:	Rust	17	4	Concordia (AL)	12	1	Tougaloo	21	0	LeMoyne-Owen	14	1					
	LeMoyne-Owen	17	2	Rust	9	2	Tougaloo	8	4	Concordia (AL)	18	5					

RPI	S	Opponent	Score	
292	A	Mississippi Val.	3	2
292	H	Mississippi Val.	9	8
292	H	Mississippi Val.	9	2
292	H	Mississippi Val.	13	6
294	A	Southern U.	8	13
294	H	Southern U.	5	4
295	A	Alabama A&M	9	3
295	A	Alabama A&M	14	2
295	A	Alabama A&M	6	3
295	H	Alabama A&M	6	2
295	H	Alabama A&M	7	5
295	H	Alabama A&M	10	3

Jackson St.

J  
a  
c  
k  
s  
o  
n  
S  
t  
.

J  
a  
c  
k  
s  
o  
n  
S  
t  
.

Average RPI Win:	206	WON-LOST RECORD	WINNING PCT. RANK	LAST 10 GAMES	STRENGTH OF SCHEDULE	OPP. STRENGTH OF SCHEDULE	TEAM RPI	ADJ RPI	CONF. RPI	ADJ CONF. RPI		
DIV. I ONLY		20-27-0	.42553	208	5-5-0	246	210	220	.4651	220	24	24
DIV. I NON-CONF.		11-13-0	.45833	178	1-1-0	213	156	143	.50458	143	23	23
<hr/>												
TOTALS	RPI 1-25	RPI 26-50		W-L RECORDS		RPI 51-100		RPI 101-150		RPI 150+		
20-27-0	0-3-0	0-0-0		OVERALL		2-2-0		2-8-0		16-14-0		
8-6-0	0-0-0	0-0-0		HOME		0-0-0		1-1-0		7-5-0		
10-21-0	0-3-0	0-0-0		AWAY		2-2-0		1-7-0		7-9-0		
2-0-0	0-0-0	0-0-0		NEUTRAL		0-0-0		0-0-0		2-0-0		
<hr/>												
11-13-0	0-3-0	0-0-0		NON-CONFERENCE		2-2-0		1-4-0		8-4-0		
2-0-0	0-0-0	0-0-0		HOME		0-0-0		0-0-0		2-0-0		
7-13-0	0-3-0	0-0-		AWAY		2-2-0		1-4-0		4-4-0		
2-0-0	0-0-0	0-0-0		NEUTRAL		0-0-0		0-0-0		2-0-0		
<hr/>												
9-14-0	0-0-0	0-0-0		CONFERENCE		0-0-0		1-4-0		8-10-0		
6-6-0	0-0-0	0-0-0		HOME		0-0-0		1-1-0		5-5-0		
3-8-0	0-0-0	0-0-0		AWAY		0-0-0		0-3-0		3-5-0		
0-0-0	0-0-0	0-0-0		NEUTRAL		0-0-0		0-0-0		0-0-0		
<hr/>												
RPI S	Opponent	Score		RPI S	Opponent	Score		RPI S	Opponent	Score		
23 A	South Fla.	2	11			84 A	Jacksonville 6 3	102 A	Wright St.	1	2	
23 A	South Fla.	5	6			84 A	Jacksonville 5 2	102 A	Wright St.	0	7	
23 A	South Fla.	1	8			84 A	Jacksonville 3 6	102 A	Wright St.	1	6	
						93 A	Notre Dame 3 10	102 H	Wright St.	1	3	
								102 H	Wright St.	9	0	
								113 A	Purdue	5	1	
								136 A	Ball St.	2	11	
								146 A	Wichita St.	3	4	
								146 A	Wichita St.	3	4	
								146 A	Wichita St.	2	3	
								153 A	Ill.-Chicago	1	8	
								153 A	Ill.-Chicago	4	2	
								153 A	Ill.-Chicago	7	10	
								183 A	UAB	2	3	
								183 A	UAB	1	5	
								183 A	UAB	9	5	
								188 N	Penn	3	0	
								188 N	Penn	16	3	
								222 H	Oakland	9	19	
								222 H	Oakland	7	6	
								222 H	Oakland	6	9	
								222 H	Oakland	13	3	
								222 H	Oakland	0	7	
								238 A	Northern Ky.	17	4	
								238 A	Northern Ky.	5	14	
								238 H	Northern Ky.	10	9	
								238 H	Northern Ky.	8	7	
<hr/>												
LAST 10 GAMES												
222 H	Oakland	0	7	261 A	Youngstown St.	10	7	222 H	Oakland	0	7	
222 H	Oakland	13	3	261 A	Youngstown St.	7	9	238 A	Northern Ky.	17	4	
261 H	Youngstown St.	6	2	261 A	Youngstown St.	5	6	238 A	Northern Ky.	5	14	
261 H	Youngstown St.	3	4	93 A	Notre Dame	3	10	238 H	Northern Ky.	10	9	
240 H	Northern Ill.	8	2	102 H	Wright St.	9	0	238 H	Northern Ky.	8	7	

Non-Div. I Games:

Valparaiso

RPI	S	Opponent	Score	
238	H	Northern Ky.	7	18
240	H	Northern Ill.	8	2
253	A	Western Ky.	5	2
253	A	Western Ky.	5	6
253	A	Western Ky.	3	4
261	A	Youngstown St.	5	6
261	A	Youngstown St.	7	9
261	A	Youngstown St.	10	7
261	H	Youngstown St.	3	4
261	H	Youngstown St.	6	2
279	A	Illinois St.	4	3
282	A	Chicago St.	13	1
282	H	Chicago St.	10	3

Valparaiso

V  
a  
l  
p  
a  
r  
a  
i  
s  
o

V  
a  
l  
p  
a  
r  
a  
i  
s  
o

[illegible]

**Non-Div. I Games:**

James Madison

RPI	S	Opponent	Score	
290	H	NJIT	14	2
290	H	NJIT	20	6
290	H	NJIT	9	8
290	H	NJIT	5	11
293	H	Coppin St.	16	2
293	H	Coppin St.	12	1

Oakland

Oakland

Oakland



Average RPI Win:	175	WON-LOST	WINNING	LAST 10	STRENGTH OF	OPP. STRENGTH	TEAM	ADJ	CONF.	ADJ CONF.					
Average RPI Loss:	116	RECORD	PCT. RANK	GAMES	SCHEDULE	OF SCHEDULE	RPI	RPI	RPI	RPI					
DIV. I ONLY		18-28-0	.3913	231	6-4-0	171	114	223	.46461	223	12	12			
DIV. I NON-CONF.		9-11-0	.45	186	2-0-0	260	57	237	.45882	237	13	13			
<hr/>															
TOTALS	RPI 1-25	RPI 26-50		W-L RECORDS		RPI 51-100		RPI 101-150		RPI 150+					
18-28-0	0-0-0	2-4-0		OVERALL		3-9-0		3-8-0		10-7-0					
13-11-0	0-0-0	1-2-0		HOME		2-2-0		2-2-0		8-5-0					
5-17-0	0-0-0	1-2-0		AWAY		1-7-0		1-6-0		2-2-0					
0-0-0	0-0-0	0-0-0		NEUTRAL		0-0-0		0-0-0		0-0-0					
<hr/>															
9-11-0	0-0-0	0-0-0		NON-CONFERENCE		3-9-0		0-0-0		6-2-0					
7-4-0	0-0-0	0-0-0		HOME		2-2-0		0-0-0		5-2-0					
2-7-0	0-0-0	0-0-		AWAY		1-7-0		0-0-0		1-0-0					
0-0-0	0-0-0	0-0-0		NEUTRAL		0-0-0		0-0-0		0-0-0					
<hr/>															
9-17-0	0-0-0	2-4-0		CONFERENCE		0-0-0		3-8-0		4-5-0					
6-7-0	0-0-0	1-2-0		HOME		0-0-0		2-2-0		3-3-0					
3-10-0	0-0-0	1-2-0		AWAY		0-0-0		1-6-0		1-2-0					
0-0-0	0-0-0	0-0-0		NEUTRAL		0-0-0		0-0-0		0-0-0					
<hr/>															
RPI	S	Opponent	Score	RPI	S	Opponent	Score	RPI	S	Opponent	Score				
				34	A	Southeastern La.	0 7	59	H	Louisiana	6 8	119	A	Lamar University	6 12
				34	A	Southeastern La.	2 3	60	A	Oklahoma St.	2 7	119	H	Lamar University	11 9
				34	A	Southeastern La.	6 4	60	A	Oklahoma St.	3 6	131	A	Houston Baptist	3 13
				44	H	McNeese	4 13	60	A	Oklahoma St.	4 15	131	A	Houston Baptist	2 4
				44	H	McNeese	7 4	62	A	Kansas	2 8	131	A	Houston Baptist	9 3
				44	H	McNeese	4 5	62	A	Kansas	7 11	134	H	Central Ark.	3 2
								62	A	Kansas	7 6	134	H	Central Ark.	0 1
								90	H	Cincinnati	3 2	134	H	Central Ark.	3 9
								90	H	Cincinnati	2 3	143	A	SFA	2 7
								90	H	Cincinnati	6 2	143	A	SFA	2 3
								99	A	Kansas St.	4 16	143	A	SFA	2 5
								99	A	Kansas St.	9 19	159	H	Nicholls St.	4 8
												159	H	Nicholls St.	1 9
												159	H	Nicholls St.	8 5
												189	A	A&M-Corpus Christi	1 9
												189	A	A&M-Corpus Christi	6 3
												189	A	A&M-Corpus Christi	9 14
												203	H	Arkansas St.	3 12
												203	H	Arkansas St.	2 3
												203	H	Arkansas St.	9 5
												241	A	La.-Monroe	11 2
												241	H	La.-Monroe	5 4
				LAST 10 GAMES								270	H	Incarnate Word	11 1
				270	H	Incarnate Word	11 1	131	A	Houston Baptist	2 4	270	H	Incarnate Word	0 2
				270	H	Incarnate Word	10 7	292	H	Mississippi Val.	14 0	270	H	Incarnate Word	10 7
				270	H	Incarnate Word	0 2	292	H	Mississippi Val.	11 1	270	H	Incarnate Word	10 7
				131	A	Houston Baptist	3 13	44	H	McNeese	4 5	285	H	Prairie View	16 1
				131	A	Houston Baptist	9 3	44	H	McNeese	7 4	292	H	Mississippi Val.	11 1

**Non-Div. I Games:**

Northwestern St.

RPI	S	Opponent	Score	
292	H	Mississippi Val.	14	0

Northwestern St.

N  
o  
r  
t  
h  
w  
e  
s  
t  
e  
r  
n  
S  
t  
.

N  
o  
r  
t  
h  
w  
e  
s  
t  
e  
r  
n  
S  
t  
.

Average RPI Win: 184		WON-LOST RECORD	WINNING PCT. RANK	LAST 10 GAMES	STRENGTH OF SCHEDULE	OPP. STRENGTH OF SCHEDULE	TEAM RPI	ADJ RPI	CONF. RPI	ADJ CONF. RPI	
Average RPI Loss: 151											
DIV. I ONLY		21-25-0	.45652 189	5-5-0	214	139	224	.46451 224	18	18	
DIV. I NON-CONF.		14-14-0	.5 143	3-1-0	257	129	233	.46089 232	19	19	
TOTALS		RPI 1-25	RPI 26-50		W-L RECORDS		RPI 51-100		RPI 101-150		RPI 150+
21-25-0	0-1-0		1-0-0		OVERALL		1-6-0		4-6-0		15-12-0
12-15-0	0-0-0		0-0-0		HOME		0-1-0		2-3-0		10-11-0
9-8-0	0-1-0		1-0-0		AWAY		1-4-0		2-2-0		5-1-0
0-2-0	0-0-0		0-0-0		NEUTRAL		0-1-0		0-1-0		0-0-0
14-14-0	0-1-0		1-0-0		NON-CONFERENCE		0-4-0		3-4-0		10-5-0
9-9-0	0-0-0		0-0-0		HOME		0-1-0		2-3-0		7-5-0
5-3-0	0-1-0		1-0-		AWAY		0-2-0		1-0-0		3-0-0
0-2-0	0-0-0		0-0-0		NEUTRAL		0-1-0		0-1-0		0-0-0
7-11-0	0-0-0		0-0-0		CONFERENCE		1-2-0		1-2-0		5-7-0
3-6-0	0-0-0		0-0-0		HOME		0-0-0		0-0-0		3-6-0
4-5-0	0-0-0		0-0-0		AWAY		1-2-0		1-2-0		2-1-0
0-0-0	0-0-0		0-0-0		NEUTRAL		0-0-0		0-0-0		0-0-0
RPI S	Opponent	Score	RPI S	Opponent	Score	RPI S	Opponent	Score	RPI S	Opponent	Score
2 A	North Carolina	1 7	47 A	North Carolina St.	9 8	56 A	Liberty	1 7	115 N	Cornell	2 3
						56 A	Liberty	3 4	117 H	Duke	10 12
						56 A	Liberty	7 4	126 A	Virginia Tech	15 8
						76 A	Ga. Southern	2 8	126 H	Virginia Tech	7 2
						76 A	Ga. Southern	8 9	137 A	High Point	9 7
						87 H	East Carolina	0 10	137 A	High Point	7 9
						91 N	Michigan St.	1 3	137 A	High Point	4 10
									150 H	Ohio St.	1 7
									150 H	Ohio St.	6 7
									150 H	Ohio St.	7 2
									157 A	UNCW	4 2
									157 H	UNCW	12 5
									167 A	Gardner-Webb	7 2
									167 A	Gardner-Webb	9 10
									167 A	Gardner-Webb	8 6
									171 H	Radford	5 8
									171 H	Radford	0 2
									171 H	Radford	4 7
									205 H	UNC Asheville	9 11
									205 H	UNC Asheville	5 10
									205 H	UNC Asheville	9 7
									207 H	Charleston So.	3 2
									207 H	Charleston So.	6 0
									207 H	Charleston So.	6 12
									238 H	Northern Ky.	12 5
									238 H	Northern Ky.	3 5
									238 H	Northern Ky.	8 5
			LAST 10 GAMES								
			56 A	Liberty	1 7	157 H	UNCW	12 5			
			56 A	Liberty	7 4	205 H	UNC Asheville	9 11			
			56 A	Liberty	3 4	205 H	UNC Asheville	9 7			
			126 H	Virginia Tech	7 2	205 H	UNC Asheville	5 10			
			2 A	North Carolina	1 7	248 A	N.C. Central	4 2			

Non-Div. I Games:

Campbell

RPI	S	Opponent	Score	
239	H	Quinnipiac	10	7
239	H	Quinnipiac	11	6
239	H	Quinnipiac	5	7
244	H	Rider	7	12
244	H	Rider	7	5
248	A	N.C. Central	4	2
255	H	Evansville	9	13
255	H	Evansville	8	1
255	H	Evansville	2	6
264	A	Richmond	5	4

Campbell

Average RPI Win:	208	WON-LOST RECORD	WINNING PCT. RANK	LAST 10 GAMES	STRENGTH OF SCHEDULE	OPP. STRENGTH OF SCHEDULE	TEAM RPI	ADJ RPI	CONF. RPI	ADJ CONF. RPI		
DIV. I ONLY		19-25-0	.43182	204	4-6-0	206	253	225	.46341	225	28	28
DIV. I NON-CONF.		7-17-0	.29167	256	0-2-0	156	92	235	.45902	234	30	30
<hr/>												
TOTALS	RPI 1-25	RPI 26-50		W-L RECORDS		RPI 51-100		RPI 101-150		RPI 150+		
19-25-0	0-0-0	1-3-0		OVERALL		2-5-0		2-5-0		14-12-0		
10-6-0	0-0-0	0-0-0		HOME		0-0-0		1-1-0		9-5-0		
7-14-0	0-0-0	1-3-0		AWAY		1-2-0		1-4-0		4-5-0		
2-5-0	0-0-0	0-0-0		NEUTRAL		1-3-0		0-0-0		1-2-0		
7-17-0	0-0-0	1-3-0		NON-CONFERENCE		2-5-0		2-5-0		2-4-0		
2-2-0	0-0-0	0-0-0		HOME		0-0-0		1-1-0		1-1-0		
3-10-0	0-0-0	1-0-		AWAY		1-2-0		1-4-0		0-1-0		
2-5-0	0-0-0	0-0-0		NEUTRAL		1-3-0		0-0-0		1-2-0		
12-8-0	0-0-0	0-0-0		CONFERENCE		0-0-0		0-0-0		12-8-0		
8-4-0	0-0-0	0-0-0		HOME		0-0-0		0-0-0		8-4-0		
4-4-0	0-0-0	0-0-0		AWAY		0-0-0		0-0-0		4-4-0		
0-0-0	0-0-0	0-0-0		NEUTRAL		0-0-0		0-0-0		0-0-0		
RPI	S	Opponent	Score	RPI	S	Opponent	Score	RPI	S	Opponent	Score	
				37	A	Auburn	0 7	67	N	Yale	3 4	
				37	A	Auburn	0 4	67	N	Yale	8 7	
				37	A	Auburn	4 13	67	N	Yale	0 4	
				46	A	Rhode Island	7 3	67	N	Yale	1 7	
								97	A	Southern California	2 5	
								97	A	Southern California	6 4	
								97	A	Southern California	3 6	

Non-Div. I Games:

Holy Cross

Holy Cross

Average RPI Win:	191	WON-LOST RECORD	WINNING PCT. RANK	LAST 10 GAMES	STRENGTH OF SCHEDULE	OPP. STRENGTH OF SCHEDULE	TEAM RPI	ADJ RPI	CONF. RPI	ADJ CONF. RPI					
DIV. I ONLY		19-27-0	.41304	218	5-5-0	225	150	226	.46155	226	7	7			
DIV. I NON-CONF.		11-17-0	.39286	219	0-1-0	278	231	260	.43556	260	7	7			
<hr/>															
TOTALS	RPI 1-25		RPI 26-50		W-L RECORDS		RPI 51-100		RPI 101-150		RPI 150+				
19-27-0	0-3-0		0-0-0		OVERALL		3-7-0		4-7-0		12-10-0				
9-12-0	0-3-0		0-0-0		HOME		3-3-0		1-3-0		5-3-0				
10-15-0	0-0-0		0-0-0		AWAY		0-4-0		3-4-0		7-7-0				
0-0-0	0-0-0		0-0-0		NEUTRAL		0-0-0		0-0-0		0-0-0				
11-17-0	0-0-0		0-0-0		NON-CONFERENCE		0-4-0		1-4-0		10-9-0				
6-6-0	0-0-0		0-0-0		HOME		0-0-0		1-3-0		5-3-0				
5-11-0	0-0-0		0-0-		AWAY		0-4-0		0-1-0		5-6-0				
0-0-0	0-0-0		0-0-0		NEUTRAL		0-0-0		0-0-0		0-0-0				
8-10-0	0-3-0		0-0-0		CONFERENCE		3-3-0		3-3-0		2-1-0				
3-6-0	0-3-0		0-0-0		HOME		3-3-0		0-0-0		0-0-0				
5-4-0	0-0-0		0-0-0		AWAY		0-0-0		3-3-0		2-1-0				
0-0-0	0-0-0		0-0-0		NEUTRAL		0-0-0		0-0-0		0-0-0				
<hr/>															
RPI	S	Opponent	Score	RPI	S	Opponent	Score	RPI	S	Opponent	Score				
21	H	Indiana	9 13					113	A	Purdue	8 7				
21	H	Indiana	9 10					113	A	Purdue	1 2				
21	H	Indiana	5 6					113	A	Purdue	7 2				
								89	A	Arizona St.	4 11				
								89	A	Arizona St.	11 4				
								89	A	Arizona St.	8 10				
								91	H	Michigan St.	3 4				
								91	H	Michigan St.	5 7				
								91	H	Michigan St.	3 5				
								93	A	Notre Dame	5 1				
								138	H	Central Mich.	1 5				
								138	H	Central Mich.	0 3				
								138	H	Central Mich.	2 9				
								153	H	Ill.-Chicago	1 7				
								166	A	Belmont	1 6				
								180	A	Bradley	6 2				
								197	A	Lipscomb	6 10				
								209	H	Air Force	7 6				
								209	H	Air Force	3 11				
								209	H	Air Force	3 2				
								215	H	Western Mich.	11 4				
								227	A	Penn St.	7 4				
								227	A	Penn St.	12 5				
								227	A	Penn St.	1 2				
								234	H	Milwaukee	6 4				
								263	A	Santa Clara	7 1				
								263	A	Santa Clara	1 8				
<hr/>															
				LAST 10 GAMES											
				113	A	Purdue	8 7	91	H	Michigan St.	3 2	227	A	Penn St.	7 4
				113	A	Purdue	1 2	91	H	Michigan St.	1 8	227	A	Penn St.	12 5
				113	A	Purdue	7 2	227	A	Penn St.	1 2	234	H	Milwaukee	6 4
				93	A	Notre Dame	2 3	227	A	Penn St.	7 4	263	A	Santa Clara	7 1
				91	H	Michigan St.	5 13	227	A	Penn St.	12 5	263	A	Santa Clara	1 8

**Non-Div. I Games:**

Northwestern

RPI	S	Opponent	Score	
263	A	Santa Clara	15	9
263	A	Santa Clara	2	3
281	A	Portland	6	4
281	A	Portland	2	5
281	A	Portland	9	5
282	H	Chicago St.	2	0

Northwestern



Average RPI Win:	193	WON-LOST RECORD	WINNING PCT. RANK	LAST 10 GAMES	STRENGTH OF SCHEDULE	OPP. STRENGTH OF SCHEDULE	TEAM RPI	ADJ RPI	CONF. RPI	ADJ CONF. RPI		
DIV. I ONLY		14-32-0	.30435	272	2-8-0	101	145	227	.46133	227	7	7
DIV. I NON-CONF.		12-16-0	.42857	198	1-0-0	159	186	185	.48277	185	7	7
<hr/>												
TOTALS	RPI 1-25	RPI 26-50		W-L RECORDS		RPI 51-100		RPI 101-150		RPI 150+		
14-32-0	0-6-0	0-4-0		OVERALL		0-6-0		6-8-0		8-8-0		
8-11-0	0-0-0	0-1-0		HOME		0-3-0		4-5-0		4-2-0		
4-19-0	0-6-0	0-3-0		AWAY		0-3-0		0-1-0		4-6-0		
2-2-0	0-0-0	0-0-0		NEUTRAL		0-0-0		2-2-0		0-0-0		
12-16-0	0-3-0	0-1-0		NON-CONFERENCE		0-0-0		5-6-0		7-6-0		
6-4-0	0-0-0	0-1-0		HOME		0-0-0		3-3-0		3-0-0		
4-10-0	0-3-0	0-0-		AWAY		0-0-0		0-1-0		4-6-0		
2-2-0	0-0-0	0-0-0		NEUTRAL		0-0-0		2-2-0		0-0-0		
2-16-0	0-3-0	0-3-0		CONFERENCE		0-6-0		1-2-0		1-2-0		
2-7-0	0-0-0	0-0-0		HOME		0-3-0		1-2-0		1-2-0		
0-9-0	0-3-0	0-3-0		AWAY		0-3-0		0-0-0		0-0-0		
0-0-0	0-0-0	0-0-0		NEUTRAL		0-0-0		0-0-0		0-0-0		
RPI	S	Opponent	Score	RPI	S	Opponent	Score	RPI	S	Opponent	Score	
5	A	TCU	3 6	36	A	Michigan	6 10	74	H	Minnesota	1 17	
5	A	TCU	1 12	36	A	Michigan	2 15	74	H	Minnesota	5 6	
5	A	TCU	3 9	36	A	Michigan	1 14	74	H	Minnesota	4 12	
24	A	Maryland	1 2	41	H	Binghamton	3 6	88	A	Iowa	2 8	
24	A	Maryland	3 8					88	A	Iowa	2 4	
24	A	Maryland	2 15					88	A	Iowa	1 9	

**Non-Div. I Games:**

Penn St.

RPI	S	Opponent	Score	
249	A	Pacific	1	6
249	A	Pacific	11	4
291	H	Lafayette	9	2

Penn St.

P  
e  
n  
n  
S  
t  
.

P  
e  
n  
n  
S  
t  
.

Average RPI Win: 220		WON-LOST	WINNING	LAST 10	STRENGTH OF		OPP. STRENGTH	TEAM	ADJ	CONF.	ADJ CONF.
Average RPI Loss: 133		RECORD	PCT. RANK	GAMES	SCHEDULE		OF SCHEDULE	RPI	RPI	RPI	RPI
DIV. I ONLY		23-25-0	.47917	165	1-1-0		249	160	228	.46127	228
DIV. I NON-CONF.		14-10-0	.58333	98	0-1-0		274	139	200	.47739	200
TOTALS		RPI 1-25	RPI 26-50		W-L RECORDS		RPI 51-100		RPI 101-150		RPI 150+
23-25-0		0-7-0	0-0-0		OVERALL		0-0-0		2-5-0		21-13-0
19-8-0		0-1-0	0-0-0		HOME		0-0-0		1-2-0		18-5-0
4-17-0		0-6-0	0-0-0		AWAY		0-0-0		1-3-0		3-8-0
0-0-0		0-0-0	0-0-0		NEUTRAL		0-0-0		0-0-0		0-0-0
14-10-0		0-7-0	0-0-0		NON-CONFERENCE		0-0-0		1-0-0		13-3-0
12-3-0		0-1-0	0-0-0		HOME		0-0-0		0-0-0		12-2-0
2-7-0		0-6-0	0-0-0		AWAY		0-0-0		1-0-0		1-1-0
0-0-0		0-0-0	0-0-0		NEUTRAL		0-0-0		0-0-0		0-0-0
9-15-0		0-0-0	0-0-0		CONFERENCE		0-0-0		1-5-0		8-10-0
7-5-0		0-0-0	0-0-0		HOME		0-0-0		1-2-0		6-3-0
2-10-0		0-0-0	0-0-0		AWAY		0-0-0		0-3-0		2-7-0
0-0-0		0-0-0	0-0-0		NEUTRAL		0-0-0		0-0-0		0-0-0
RPI S	Opponent	Score	RPI S	Opponent	Score	RPI S	Opponent	Score	RPI S	Opponent	Score
6 A	Louisville	3 19							104 H	Jacksonville St.	10 7
6 H	Louisville	4 14							104 H	Jacksonville St.	4 5
9 A	Kentucky	0 12							104 H	Jacksonville St.	1 3
10 A	Arizona	4 18							111 A	Marshall	6 3
10 A	Arizona	13 16							122 A	Morehead St.	9 15
10 A	Arizona	0 6							122 A	Morehead St.	6 9
10 A	Arizona	8 9							122 A	Morehead St.	7 18
									166 H	Belmont	3 7
									166 H	Belmont	6 2
									166 H	Belmont	0 2
									176 H	Austin Peay	5 4
									176 H	Austin Peay	10 14
									176 H	Austin Peay	7 6
									178 A	Murray St.	10 4
									178 A	Murray St.	4 8
									178 A	Murray St.	11 17
									198 A	Eastern Ill.	9 11
									198 A	Eastern Ill.	5 16
									198 A	Eastern Ill.	11 13
									202 H	UT Martin	3 2
									202 H	UT Martin	3 0
									202 H	UT Martin	11 3
									217 A	SIUE	2 11
									217 A	SIUE	2 11
									217 A	SIUE	17 9
									222 H	Oakland	2 1
									222 H	Oakland	9 4
LAST 10 GAMES											
6 H	Louisville	4 14	104 H	Jacksonville St.	10 7	217 A	SIUE	2 11			
178 A	Murray St.	10 4	104 H	Jacksonville St.	4 5	217 A	SIUE	2 11			
178 A	Murray St.	4 8	104 H	Jacksonville St.	1 3	217 A	SIUE	17 9			
178 A	Murray St.	11 17	198 A	Eastern Ill.	9 11	222 H	Oakland	2 1			
253 A	Western Ky.	3 14	198 A	Eastern Ill.	5 16	222 H	Oakland	9 4			

Non-Div. I Games:

Eastern Ky.

**E  
a  
s  
t  
e  
r  
n  
K  
y  
.**

E  
a  
s  
t  
e  
r  
n  
K  
y  
.

Eastern Ky.

Average RPI Win:	197	WON-LOST	WINNING	LAST 10	STRENGTH OF	OPP. STRENGTH	TEAM	ADJ	CONF.	ADJ CONF.			
Average RPI Loss:	165	RECORD	PCT. RANK	GAMES	SCHEDULE	OF SCHEDULE	RPI	RPI	RPI	RPI			
DIV. I ONLY	24-24-0	.5	146	5-5-0	267	169	229	.46124	229	25	25		
DIV. I NON-CONF.	15-12-0	.55556	111	1-1-0	256	59	195	.47933	195	26	26		
<hr/>													
TOTALS	RPI 1-25	RPI 26-50		W-L RECORDS		RPI 51-100		RPI 101-150		RPI 150+			
24-24-0	0-0-0	0-0-0		OVERALL		2-5-0		6-6-0		16-13-0			
14-13-0	0-0-0	0-0-0		HOME		1-2-0		5-5-0		8-6-0			
10-11-0	0-0-0	0-0-0		AWAY		1-3-0		1-1-0		8-7-0			
0-0-0	0-0-0	0-0-0		NEUTRAL		0-0-0		0-0-0		0-0-0			
15-12-0	0-0-0	0-0-0		NON-CONFERENCE		2-5-0		4-2-0		9-5-0			
11-7-0	0-0-0	0-0-0		HOME		1-2-0		3-1-0		7-4-0			
4-5-0	0-0-0	0-0-		AWAY		1-3-0		1-1-0		2-1-0			
0-0-0	0-0-0	0-0-0		NEUTRAL		0-0-0		0-0-0		0-0-0			
9-12-0	0-0-0	0-0-0		CONFERENCE		0-0-0		2-4-0		7-8-0			
3-6-0	0-0-0	0-0-0		HOME		0-0-0		2-4-0		1-2-0			
6-6-0	0-0-0	0-0-0		AWAY		0-0-0		0-0-0		6-6-0			
0-0-0	0-0-0	0-0-0		NEUTRAL		0-0-0		0-0-0		0-0-0			
RPI	S	Opponent	Score	RPI	S	Opponent	Score	RPI	S	Opponent	Score		
						54 A	Washington	7	1	112 H	New Mexico St.	2	5
						54 A	Washington	5	8	112 H	New Mexico St.	2	1
						54 A	Washington	2	3	112 H	New Mexico St.	4	8
						54 A	Washington	0	4	114 H	Washington St.	3	4
						74 H	Minnesota	3	2	114 H	Washington St.	10	2
						74 H	Minnesota	2	9	114 H	Washington St.	6	4
						74 H	Minnesota	2	5	121 H	Grand Canyon	1	2
										121 H	Grand Canyon	7	1
										121 H	Grand Canyon	2	8
										146 A	Wichita St.	3	2
										147 A	San Francisco	6	14
										147 H	San Francisco	9	5
										151 A	UC Davis	6	7
										151 H	UC Davis	1	0
										162 H	CSU Bakersfield	3	4
										162 H	CSU Bakersfield	11	1
										162 H	CSU Bakersfield	3	8
										179 H	Fresno St.	0	9
										212 A	Nevada	7	5
										212 H	Nevada	5	6
										227 H	Penn St.	2	4
										227 H	Penn St.	1	6
										227 H	Penn St.	11	3
										238 H	Northern Ky.	10	0
										238 H	Northern Ky.	2	0
										238 H	Northern Ky.	12	11
										238 H	Northern Ky.	6	5
LAST 10 GAMES													
						282 A	Chicago St.	10	3	162 H	CSU Bakersfield	11	1
						282 A	Chicago St.	7	0	162 H	CSU Bakersfield	3	4
						282 A	Chicago St.	2	6	249 A	Pacific	5	2
						212 H	Nevada	5	6	278 A	Seattle U	4	7
						162 H	CSU Bakersfield	3	8	278 A	Seattle U	9	0

Non-Div. I Games:

Sacramento St.

RPI	S	Opponent	Score	
249	A	Pacific	5	2
249	H	Pacific	9	1
259	A	Utah Valley	12	4
259	A	Utah Valley	6	7
259	A	Utah Valley	9	1
265	A	Northern Colo.	7	8
265	A	Northern Colo.	5	9
265	A	Northern Colo.	5	7
278	A	Seattle U	9	0
278	A	Seattle U	3	2
278	A	Seattle U	4	7
282	A	Chicago St.	7	0
282	A	Chicago St.	10	3
282	A	Chicago St.	2	6

Sacramento St.

S  
a  
c  
r  
a  
m  
e  
n  
t  
o  
s  
t  
.

S  
a  
c  
r  
a  
m  
e  
n  
t  
o  
s  
t  
.

Average RPI Win:		222	WON-LOST		WINNING		LAST 10		STRENGTH OF		OPP. STRENGTH		TEAM	ADJ		CONF.	ADJ CONF.			
Average RPI Loss:		120	RECORD		PCT. RANK		GAMES		SCHEDULE		OF SCHEDULE		RPI	RPI		RPI	RPI			
DIV. I ONLY			20-30-0		.4	224	4-6-0		188		187		230	.45957		230	21	21		
DIV. I NON-CONF.			14-18-0		.4375	190	1-2-0		106		137		160	.4946		160	18	18		
TOTALS		RPI 1-25		RPI 26-50		W-L RECORDS		RPI 51-100		RPI 101-150		RPI 150+								
20-30-0		0-11-0		0-0-0		OVERALL		0-2-0		4-4-0		16-13-0								
13-11-0		0-0-0		0-0-0		HOME		0-1-0		2-0-0		11-10-0								
5-19-0		0-11-0		0-0-0		AWAY		0-1-0		0-4-0		5-3-0								
2-0-0		0-0-0		0-0-0		NEUTRAL		0-0-0		2-0-0		0-0-0								
14-18-0		0-11-0		0-0-0		NON-CONFERENCE		0-2-0		4-1-0		10-4-0								
10-5-0		0-0-0		0-0-0		HOME		0-1-0		2-0-0		8-4-0								
2-13-0		0-11-0		0-0-		AWAY		0-1-0		0-1-0		2-0-0								
2-0-0		0-0-0		0-0-0		NEUTRAL		0-0-0		2-0-0		0-0-0								
6-12-0		0-0-0		0-0-0		CONFERENCE		0-0-0		0-3-0		6-9-0								
3-6-0		0-0-0		0-0-0		HOME		0-0-0		0-0-0		3-6-0								
3-6-0		0-0-0		0-0-0		AWAY		0-0-0		0-3-0		3-3-0								
0-0-0		0-0-0		0-0-0		NEUTRAL		0-0-0		0-0-0		0-0-0								
RPI	S	Opponent		Score		RPI	S	Opponent		Score		RPI	S	Opponent		Score				
6	A	Louisville		5	6					90	A	Cincinnati	0	1	102	N	Wright St.	4	3	
9	A	Kentucky		2	14					90	H	Cincinnati	6	8	108	A	Xavier	4	9	
9	A	Kentucky		3	16										108	H	Xavier	7	0	
9	A	Kentucky		4	6										108	N	Xavier	12	6	
18	A	Arkansas		0	7										122	H	Morehead St.	8	0	
18	A	Arkansas		1	5										138	A	Central Mich.	4	6	
18	A	Arkansas		1	11										138	A	Central Mich.	1	5	
23	A	South Fla.		2	11										138	A	Central Mich.	7	13	
23	A	South Fla.		2	7										161	H	Butler	4	8	
23	A	South Fla.		1	5										181	H	Buffalo	0	1	
23	A	South Fla.		2	3										181	H	Buffalo	5	6	
															181	H	Buffalo	5	3	
															187	H	ETSU	4	2	
															187	H	ETSU	0	14	
															187	H	ETSU	1	2	
															204	H	Eastern Mich.	6	10	
															204	H	Eastern Mich.	6	2	
															204	H	Eastern Mich.	5	7	
															215	H	Western Mich.	0	4	
															215	H	Western Mich.	4	8	
															215	H	Western Mich.	4	3	
						LAST 10 GAMES									235	A	Ohio	2	3	
						181	H	Buffalo	0	1	271	A	Bowling Green	1	3	235	A	Ohio	3	1
						181	H	Buffalo	5	3	271	A	Bowling Green	9	6	235	A	Ohio	5	9
						181	H	Buffalo	5	6	271	A	Bowling Green	10	4	238	A	Northern Ky.	5	4
						161	H	Butler	4	8	122	H	Morehead St.	8	0	238	H	Northern Ky.	3	6
						6	A	Louisville	5	6	235	A	Ohio	2	3	269	A	Dayton	16	9

Non-Div. I Games:

Miami (OH)

RPI	S	Opponent	Score	
269	H	Dayton	7	6
271	A	Bowling Green	9	6
271	A	Bowling Green	1	3
271	A	Bowling Green	10	4
277	H	La Salle	7	1
277	H	La Salle	15	2
277	H	La Salle	3	2
279	H	Illinois St.	9	4
279	H	Illinois St.	8	6
279	H	Illinois St.	8	7

Miami (OH)

M  
i  
a  
m  
i  
(  
O  
H  
)

M  
i  
a  
m  
i  
(  
O  
H  
)



Average RPI Win: 221		WON-LOST	WINNING	LAST 10	STRENGTH OF		OPP. STRENGTH	TEAM	ADJ		CONF.	ADJ CONF.			
Average RPI Loss: 188		RECORD	PCT. RANK	GAMES	SCHEDULE		OF SCHEDULE	RPI	RPI		RPI	RPI			
DIV. I ONLY		25-29-0	.46296	185	5-5-0		259	261	231	.45891	231	28	28		
DIV. I NON-CONF.		15-19-0	.44118	188	3-3-0		248	215	230	.46371	229	30	30		
TOTALS		RPI 1-25	RPI 26-50		W-L RECORDS		RPI 51-100		RPI 101-150		RPI 150+				
25-29-0		0-2-0	0-0-0		OVERALL		1-0-0		4-6-0		20-21-0				
7-9-0		0-0-0	0-0-0		HOME		0-0-0		1-1-0		6-8-0				
13-13-0		0-2-0	0-0-0		AWAY		1-0-0		2-5-0		10-6-0				
5-7-0		0-0-0	0-0-0		NEUTRAL		0-0-0		1-0-0		4-7-0				
15-19-0		0-2-0	0-0-0		NON-CONFERENCE		1-0-0		4-6-0		10-11-0				
5-3-0		0-0-0	0-0-0		HOME		0-0-0		1-1-0		4-2-0				
5-9-0		0-2-0	0-0-		AWAY		1-0-0		2-5-0		2-2-0				
5-7-0		0-0-0	0-0-0		NEUTRAL		0-0-0		1-0-0		4-7-0				
10-10-0		0-0-0	0-0-0		CONFERENCE		0-0-0		0-0-0		10-10-0				
2-6-0		0-0-0	0-0-0		HOME		0-0-0		0-0-0		2-6-0				
8-4-0		0-0-0	0-0-0		AWAY		0-0-0		0-0-0		8-4-0				
0-0-0		0-0-0	0-0-0		NEUTRAL		0-0-0		0-0-0		0-0-0				
RPI S	Opponent	Score		RPI S	Opponent	Score		RPI S	Opponent	Score		RPI S	Opponent	Score	
14 A	LSU	0	6					83 A	Tulane	7	4	117 A	Duke	5	8
14 A	LSU	0	9									117 A	Duke	9	5
												117 A	Duke	1	5
												137 A	High Point	2	3
												137 A	High Point	2	4
												137 A	High Point	7	3
												144 A	Hartford	2	6
												144 H	Hartford	10	0
												144 H	Hartford	2	3
												149 N	Marist	4	1
												170 A	Presbyterian	4	13
												170 A	Presbyterian	9	5
												170 A	Presbyterian	0	9
												184 H	Navy	9	2
												184 H	Navy	2	7
												184 H	Navy	6	10
												184 H	Navy	3	7
												185 N	Harvard	4	11
												185 N	Harvard	8	7
												185 N	Harvard	9	17
												185 N	Harvard	5	11
				LAST 10 GAMES								194 H	Albany (NY)	13	10
				144 A	Hartford	2	6	284 A	Lehigh	8	5	200 N	Georgia St.	2	5
				144 H	Hartford	10	0	284 A	Lehigh	3	16	200 N	Georgia St.	0	3
				144 H	Hartford	2	3	284 A	Lehigh	4	3	201 N	Alabama St.	13	6
				252 H	LIU Brooklyn	14	6	284 A	Lehigh	4	5	201 N	Alabama St.	5	4
				246 H	Villanova	3	8	149 N	Marist	4	1	209 N	Air Force	7	8

Non-Div. I Games:

Army West Point

RPI	S	Opponent	Score	
225	H	Holy Cross	1	6
225	H	Holy Cross	9	2
225	H	Holy Cross	1	16
225	H	Holy Cross	0	2
246	H	Villanova	3	8
247	A	Bucknell	5	10
247	A	Bucknell	16	14
247	A	Bucknell	10	1
247	A	Bucknell	7	4
252	H	LIU Brooklyn	14	6
256	A	Siena	9	4
266	H	Manhattan	7	5
266	H	Manhattan	6	8
271	N	Bowling Green	5	0
271	N	Bowling Green	0	5
284	A	Lehigh	3	16
284	A	Lehigh	4	3
284	A	Lehigh	4	5
284	A	Lehigh	8	5
291	A	Lafayette	5	4
291	A	Lafayette	10	5
291	A	Lafayette	6	10
291	A	Lafayette	10	9
298	H	NYIT	8	3

Army West Point

A  
r  
m  
y  
W  
e  
s  
t  
P  
o  
i  
n  
t

A  
r  
m  
y  
W  
e  
s  
t  
P  
o  
i  
n  
t

Average RPI Win: 185		WON-LOST	WINNING	LAST 10	STRENGTH OF		OPP. STRENGTH	TEAM	ADJ	CONF.	ADJ CONF.
Average RPI Loss: 122		RECORD	PCT. RANK	GAMES	SCHEDULE		OF SCHEDULE	RPI	RPI	RPI	RPI
DIV. I ONLY		15-30-1	.33696	256	2-8-0		130	131	232	.45886	232
DIV. I NON-CONF.		7-13-0	.35	239	1-1-0		100	87	208	.4755	207
TOTALS		RPI 1-25	RPI 26-50		W-L RECORDS		RPI 51-100		RPI 101-150		RPI 150+
15-30-1	0-2-0	1-5-1		OVERALL		3-9-0		0-4-0		11-10-0	
12-10-1	0-1-0	1-1-1		HOME		3-3-0		0-0-0		8-5-0	
3-20-0	0-1-0	0-4-0		AWAY		0-6-0		0-4-0		3-5-0	
0-0-0	0-0-0	0-0-0		NEUTRAL		0-0-0		0-0-0		0-0-0	
7-13-0	0-2-0	0-2-0		NON-CONFERENCE		3-3-0		0-4-0		4-2-0	
6-3-0	0-1-0	0-1-0		HOME		3-0-0		0-0-0		3-1-0	
1-10-0	0-1-0	0-0-		AWAY		0-3-0		0-4-0		1-1-0	
0-0-0	0-0-0	0-0-0		NEUTRAL		0-0-0		0-0-0		0-0-0	
8-17-1	0-0-0	1-3-1		CONFERENCE		0-6-0		0-0-0		7-8-0	
6-7-1	0-0-0	1-0-1		HOME		0-3-0		0-0-0		5-4-0	
2-10-0	0-0-0	0-3-0		AWAY		0-3-0		0-0-0		2-4-0	
0-0-0	0-0-0	0-0-0		NEUTRAL		0-0-0		0-0-0		0-0-0	
RPI S	Opponent	Score	RPI S	Opponent	Score	RPI S	Opponent	Score	RPI S	Opponent	Score
12 A	Stanford	3 4	35 A	Cal St. Fullerton	1 6	52 A	UCLA	1 10	139 A	Hawaii	1 14
12 H	Stanford	3 9	36 H	Michigan	2 6	52 A	UCLA	2 3	139 A	Hawaii	4 5
			40 A	New Mexico	8 16	61 H	BYU	3 2	139 A	Hawaii	7 8
			40 A	New Mexico	1 11	61 H	BYU	4 2	139 A	Hawaii	2 6
			40 A	New Mexico	3 8	68 A	Saint Mary's (CA)	6 11	179 A	Fresno St.	3 8
			40 H	New Mexico	2 1	68 H	Saint Mary's (CA)	6 5	179 A	Fresno St.	8 16
			40 H	New Mexico	5 5	92 A	San Diego St.	1 5	179 A	Fresno St.	6 3
						92 A	San Diego St.	4 5	209 H	Air Force	5 9
						92 A	San Diego St.	3 7	209 H	Air Force	6 12
						92 H	San Diego St.	4 8	209 H	Air Force	7 9
						92 H	San Diego St.	3 5	212 A	Nevada	2 6
						92 H	San Diego St.	5 6	212 A	Nevada	4 5
									212 A	Nevada	6 5
									212 H	Nevada	6 5
									212 H	Nevada	7 6
									212 H	Nevada	6 5
									237 H	UNLV	6 5
									237 H	UNLV	1 7
									237 H	UNLV	9 5
									249 A	Pacific	10 12
									249 H	Pacific	9 2
									263 A	Santa Clara	13 8
									263 H	Santa Clara	4 2
									265 H	Northern Colo.	0 1
									265 H	Northern Colo.	5 4
LAST 10 GAMES			92 H	San Diego St.	5 6	179 A	Fresno St.	3 8			
			92 H	San Diego St.	3 5	179 A	Fresno St.	6 3			
			92 H	San Diego St.	4 8	68 H	Saint Mary's (CA)	6 5			
			12 A	Stanford	3 4	209 H	Air Force	5 9			
			179 A	Fresno St.	8 16	209 H	Air Force	7 9			

Non-Div. I Games:

San Jose St.



RPI	S	Opponent	Score	
272	H	Texas Southern	9	0
272	H	Texas Southern	11	4
272	H	Texas Southern	12	2
278	H	Seattle U	5	6
278	H	Seattle U	7	6
278	H	Seattle U	12	9
282	H	Chicago St.	5	12
282	H	Chicago St.	7	1
282	H	Chicago St.	10	9
285	H	Prairie View	6	1
285	H	Prairie View	10	3
285	H	Prairie View	11	0
285	H	Prairie View	4	0

UTRGV

U  
T  
R  
G  
V

U  
T  
R  
G  
V

Average RPI Win:	216	WON-LOST	WINNING	LAST 10	STRENGTH OF	OPP. STRENGTH	TEAM	ADJ	CONF.	ADJ CONF.	
Average RPI Loss:	173	RECORD	PCT. RANK	GAMES	SCHEDULE	OF SCHEDULE	RPI	RPI	RPI	RPI	
DIV. I ONLY	19-27-0	.41304	218	6-4-0	275	223	234	.45805	234	24	24
DIV. I NON-CONF.	10-13-0	.43478	191	0-2-0	277	179	207	.47554	206	23	23
TOTALS	RPI 1-25	RPI 26-50	W-L RECORDS		RPI 51-100	RPI 101-150		RPI 150+			
19-27-0	0-0-0	0-0-0	OVERALL		1-4-0	1-6-0		17-17-0			
7-1-0	0-0-0	0-0-0	HOME		0-0-0	0-0-0		7-1-0			
8-25-0	0-0-0	0-0-0	AWAY		1-4-0	0-5-0		7-16-0			
4-1-0	0-0-0	0-0-0	NEUTRAL		0-0-0	1-1-0		3-0-0			
10-13-0	0-0-0	0-0-0	NON-CONFERENCE		1-4-0	1-3-0		8-6-0			
0-0-0	0-0-0	0-0-0	HOME		0-0-0	0-0-0		0-0-0			
6-12-0	0-0-0	0-0-	AWAY		1-4-0	0-2-0		5-6-0			
4-1-0	0-0-0	0-0-0	NEUTRAL		0-0-0	1-1-0		3-0-0			
9-14-0	0-0-0	0-0-0	CONFERENCE		0-0-0	0-3-0		9-11-0			
7-1-0	0-0-0	0-0-0	HOME		0-0-0	0-0-0		7-1-0			
2-13-0	0-0-0	0-0-0	AWAY		0-0-0	0-3-0		2-10-0			
0-0-0	0-0-0	0-0-0	NEUTRAL		0-0-0	0-0-0		0-0-0			
RPI S	Opponent	Score	RPI S	Opponent	Score	RPI S	Opponent	Score	RPI S	Opponent	Score
						74 A	Minnesota	4 5	102 A	Wright St.	3 5
						82 A	UT Arlington	5 2	102 A	Wright St.	0 4
						82 A	UT Arlington	4 5	102 A	Wright St.	1 2
						82 A	UT Arlington	5 8	119 A	Lamar University	0 6
						88 A	Iowa	3 4	119 A	Lamar University	1 2
									125 N	Illinois	2 10
									125 N	Illinois	4 2
									153 A	Ill.-Chicago	2 10
									153 A	Ill.-Chicago	3 1
									153 A	Ill.-Chicago	7 8
									153 A	Ill.-Chicago	4 11
									153 A	Ill.-Chicago	0 5
									180 A	Bradley	2 3
									180 A	Bradley	5 11
									180 A	Bradley	13 4
									204 N	Eastern Mich.	15 4
									204 N	Eastern Mich.	3 0
									204 N	Eastern Mich.	4 2
									222 A	Oakland	6 9
									222 A	Oakland	6 12
									222 H	Oakland	4 3
									222 H	Oakland	5 4
									222 H	Oakland	10 3
									226 A	Northwestern	4 6
									238 A	Northern Ky.	9 13
									238 A	Northern Ky.	5 6
									238 A	Northern Ky.	4 7
LAST 10 GAMES											
						238 H	Northern Ky.	8 1	222 H	Oakland	10 3
						238 H	Northern Ky.	15 0	222 H	Oakland	5 4
						153 A	Ill.-Chicago	2 10	222 H	Oakland	4 3
						153 A	Ill.-Chicago	3 1	88 A	Iowa	3 4
						279 A	Illinois St.	7 8	222 A	Oakland	6 12
									238 A	Northern Ky.	4 7




Non-Div. I Games:

Milwaukee

RPI	S	Opponent	Score	
238	H	Northern Ky.	15	0
238	H	Northern Ky.	8	1
240	A	Northern Ill.	2	0
255	A	Evansville	8	2
255	A	Evansville	7	5
255	A	Evansville	0	2
255	A	Evansville	4	6
261	A	Youngstown St.	5	2
261	A	Youngstown St.	1	5
261	H	Youngstown St.	5	6
261	H	Youngstown St.	3	0
261	H	Youngstown St.	14	5
279	A	Illinois St.	7	8
282	A	Chicago St.	15	1

Milwaukee

<b>Non-Div. I Games:</b>	<b>Shawnee St.</b>	<b>9</b>	<b>1</b>
--------------------------	--------------------	----------	----------

 Tie,  Loss,  Non-Conf, S Site, H Home, A Away, N Neutral Page 368



RPI	S	Opponent	Score	
217	N	SIUE	1	2
217	N	SIUE	4	7
230	H	Miami (OH)	1	3
230	H	Miami (OH)	9	5
230	H	Miami (OH)	3	2
253	A	Western Ky.	4	5
253	A	Western Ky.	3	0
253	A	Western Ky.	3	0
256	H	Siena	6	4
256	H	Siena	7	4
256	H	Siena	2	4
261	A	Youngstown St.	6	5
269	H	Dayton	5	2
271	H	Bowling Green	9	1
271	H	Bowling Green	9	4
271	H	Bowling Green	4	5
277	N	La Salle	14	5
277	N	La Salle	10	2

Ohio

Average RPI Win:		179	WON-LOST RECORD		WINNING PCT. RANK		LAST 10 GAMES		STRENGTH OF SCHEDULE		OPP. STRENGTH OF SCHEDULE		TEAM RPI		ADJ RPI		CONF. RPI		ADJ CONF. RPI	
DIV. I ONLY			14-30-0		.31818	265	3-7-0		83		144		236		.45734	236	11		11	
DIV. I NON-CONF.			9-17-0		.34615	243	1-0-0		79		153		236		.459	235	15		15	
TOTALS		RPI 1-25		RPI 26-50		W-L RECORDS		RPI 51-100		RPI 101-150		RPI 150+								
14-30-0		0-1-0		0-5-0		OVERALL		1-6-0		3-10-0		10-8-0								
12-17-0		0-1-0		0-4-0		HOME		1-4-0		2-2-0		9-6-0								
2-13-0		0-0-0		0-1-0		AWAY		0-2-0		1-8-0		1-2-0								
0-0-0		0-0-0		0-0-0		NEUTRAL		0-0-0		0-0-0		0-0-0								
9-17-0		0-1-0		0-2-0		NON-CONFERENCE		1-6-0		2-2-0		6-6-0								
8-12-0		0-1-0		0-1-0		HOME		1-4-0		2-2-0		5-4-0								
1-5-0		0-0-0		0-0-		AWAY		0-2-0		0-0-0		1-2-0								
0-0-0		0-0-0		0-0-0		NEUTRAL		0-0-0		0-0-0		0-0-0								
5-13-0		0-0-0		0-3-0		CONFERENCE		0-0-0		1-8-0		4-2-0								
4-5-0		0-0-0		0-3-0		HOME		0-0-0		0-0-0		4-2-0								
1-8-0		0-0-0		0-0-0		AWAY		0-0-0		1-8-0		0-0-0								
0-0-0		0-0-0		0-0-0		NEUTRAL		0-0-0		0-0-0		0-0-0								
RPI	S	Opponent		Score		RPI	S	Opponent		Score		RPI	S	Opponent		Score				
8	H	Virginia		6	10	26	A	South Carolina		5	12	56	H	Liberty		1	9			
						26	H	South Carolina		1	15	62	H	Kansas		5	7			
						48	H	Mercer		3	5	63	H	Coastal Caro.		6	9			
						48	H	Mercer		1	2	76	A	Ga. Southern		0	1			
						48	H	Mercer		5	6	76	H	Ga. Southern		3	7			
												77	A	Winthrop		4	6			
												77	H	Winthrop		34	8			
												101	A	Western Caro.		3	4			
												101	A	Western Caro.		1	14			
												101	A	Western Caro.		0	6			
												110	A	Samford		8	6			
												110	A	Samford		4	7			
												110	A	Samford		0	1			
												123	A	Furman		1	13			
												123	A	Furman		2	19			
												123	A	Furman		2	4			
												124	H	Dartmouth		5	4			
												124	H	Dartmouth		9	10			
												124	H	Dartmouth		8	7			
												124	H	Dartmouth		2	7			
												158	A	Col. of Charleston		1	3			
												158	A	Col. of Charleston		2	3			
												158	H	Col. of Charleston		1	10			
												170	H	Presbyterian		9	8			
												172	H	Stetson		2	9			
												172	H	Stetson		6	9			
												172	H	Stetson		5	1			
												187	H	ETSU		9	10			
												187	H	ETSU		4	1			
												187	H	ETSU		7	5			
												199	H	VMI		4	2			
												199	H	VMI		3	0			
												199	H	VMI		1	4			
												207	A	Charleston So.		8	6			
LAST 10 GAMES																				
						187	H	ETSU		9	10	123	A	Furman		2	4			
						187	H	ETSU		4	1	48	H	Mercer		1	2			
						187	H	ETSU		7	5	48	H	Mercer		3	5			
						123	A	Furman		1	13	48	H	Mercer		5	6			
						123	A	Furman		2	19	207	H	Charleston So.		8	5			

Non-Div. I Games:

The Citadel

RPI	S	Opponent	Score	
207	H	Charleston So.	8	5
274	H	Delaware St.	1	7
274	H	Delaware St.	6	5
274	H	Delaware St.	4	0

The Citadel

T  
h  
e  
C  
i  
t  
a  
d  
e  
l

T  
h  
e  
C  
i  
t  
a  
d  
e  
l

UNLV

Average RPI Win:		192	WON-LOST RECORD		WINNING PCT. RANK		LAST 10 GAMES		STRENGTH OF SCHEDULE		OPP. STRENGTH OF SCHEDULE		TEAM RPI		ADJ RPI		CONF. RPI		ADJ CONF. RPI	
DIV. I ONLY			18-32-0		.36 246		4-6-0		149		161		237		.45673 237		19		19	
DIV. I NON-CONF.			10-16-0		.38462 228		3-2-0		227		112		256		.44163 256		14		14	
TOTALS		RPI 1-25		RPI 26-50		W-L RECORDS		RPI 51-100		RPI 101-150		RPI 150+								
18-32-0		0-2-0		1-8-0		OVERALL		3-10-0		2-2-0		12-10-0								
14-13-0		0-0-0		1-5-0		HOME		2-2-0		2-2-0		9-4-0								
4-19-0		0-2-0		0-3-0		AWAY		1-8-0		0-0-0		3-6-0								
0-0-0		0-0-0		0-0-0		NEUTRAL		0-0-0		0-0-0		0-0-0								
10-16-0		0-2-0		1-2-0		NON-CONFERENCE		1-6-0		2-2-0		6-4-0								
9-6-0		0-0-0		1-2-0		HOME		1-0-0		2-2-0		5-2-0								
1-10-0		0-2-0		0-0-		AWAY		0-6-0		0-0-0		1-2-0								
0-0-0		0-0-0		0-0-0		NEUTRAL		0-0-0		0-0-0		0-0-0								
8-16-0		0-0-0		0-6-0		CONFERENCE		2-4-0		0-0-0		6-6-0								
5-7-0		0-0-0		0-3-0		HOME		1-2-0		0-0-0		4-2-0								
3-9-0		0-0-0		0-3-0		AWAY		1-2-0		0-0-0		2-4-0								
0-0-0		0-0-0		0-0-0		NEUTRAL		0-0-0		0-0-0		0-0-0								
RPI	S	Opponent		Score		RPI	S	Opponent		Score		RPI	S	Opponent		Score				
3	A	Texas Tech		4	5	35	H	Cal St. Fullerton		0	5	68	A	Saint Mary's (CA)		3	7			
3	A	Texas Tech		2	5	35	H	Cal St. Fullerton		6	1	88	A	Iowa		5	6			
						35	H	Cal St. Fullerton		1	4	88	A	Iowa		6	7			
						40	A	New Mexico		4	13	88	A	Iowa		0	3			
						40	A	New Mexico		4	13	89	A	Arizona St.		4	5			
						40	A	New Mexico		9	11	89	A	Arizona St.		3	5			
						40	H	New Mexico		3	7	89	H	Arizona St.		13	12			
						40	H	New Mexico		8	29	92	A	San Diego St.		5	3			
						40	H	New Mexico		2	4	92	A	San Diego St.		5	13			
												92	A	San Diego St.		5	10			
												92	H	San Diego St.		3	16			
												92	H	San Diego St.		7	3			
												92	H	San Diego St.		6	20			

Non-Div. I Games:

UNLV

Average RPI Win: 193		WON-LOST	WINNING		LAST 10	STRENGTH OF		OPP. STRENGTH	TEAM	ADJ		CONF.	ADJ CONF.	
Average RPI Loss: 185		RECORD	PCT. RANK		GAMES	SCHEDULE		OF SCHEDULE	RPI	RPI		RPI	RPI	
DIV. I ONLY		16-30-0	.34783	251	3-7-0	172		267	238	.45622	238	24	24	
DIV. I NON-CONF.		6-17-0	.26087	263	0-1-0	245		237	258	.43968	258	23	23	
TOTALS		RPI 1-25	RPI 26-50		W-L RECORDS		RPI 51-100		RPI 101-150		RPI 150+			
16-30-0		0-1-0	0-0-0		OVERALL		1-2-0		3-3-0		12-24-0			
8-7-0		0-0-0	0-0-0		HOME		0-0-0		1-2-0		7-5-0			
8-23-0		0-1-0	0-0-0		AWAY		1-2-0		2-1-0		5-19-0			
0-0-0		0-0-0	0-0-0		NEUTRAL		0-0-0		0-0-0		0-0-0			
6-17-0		0-1-0	0-0-0		NON-CONFERENCE		1-2-0		1-0-0		4-14-0			
0-2-0		0-0-0	0-0-0		HOME		0-0-0		0-0-0		0-2-0			
6-15-0		0-1-0	0-0-		AWAY		1-2-0		1-0-0		4-12-0			
0-0-0		0-0-0	0-0-0		NEUTRAL		0-0-0		0-0-0		0-0-0			
10-13-0		0-0-0	0-0-0		CONFERENCE		0-0-0		2-3-0		8-10-0			
8-5-0		0-0-0	0-0-0		HOME		0-0-0		1-2-0		7-3-0			
2-8-0		0-0-0	0-0-0		AWAY		0-0-0		1-1-0		1-7-0			
0-0-0		0-0-0	0-0-0		NEUTRAL		0-0-0		0-0-0		0-0-0			
RPI	S	Opponent	Score		RPI	S	Opponent	Score		RPI	S	Opponent	Score	
6	A	Louisville	4	6						90	A	Cincinnati	1	9
										90	A	Cincinnati	7	13
										90	A	Cincinnati	3	2
										102	A	Wright St.	3	13
										102	A	Wright St.	13	10
										102	H	Wright St.	3	7
										102	H	Wright St.	3	5
										102	H	Wright St.	7	2
										150	A	Ohio St.	8	1
										153	A	Ill.-Chicago	0	4
										153	A	Ill.-Chicago	2	5
										153	A	Ill.-Chicago	2	7
										153	H	Ill.-Chicago	3	5
										153	H	Ill.-Chicago	6	2
										171	A	Radford	5	10
										171	A	Radford	3	7
										171	A	Radford	10	5
										200	A	Georgia St.	4	12
										200	A	Georgia St.	8	7
										200	A	Georgia St.	6	10
										220	A	Valparaiso	18	7
										220	A	Valparaiso	9	10
										220	A	Valparaiso	7	8
										220	H	Valparaiso	4	17
										220	H	Valparaiso	14	5
LAST 10 GAMES														
					234	A	Milwaukee	1	8	102	H	Wright St.	3	5
					234	A	Milwaukee	0	15	102	H	Wright St.	3	7
					102	A	Wright St.	3	13	6	A	Louisville	4	6
					102	A	Wright St.	13	10	153	H	Ill.-Chicago	3	5
					102	H	Wright St.	7	2	153	H	Ill.-Chicago	6	2
										224	A	Campbell	5	8
										224	A	Campbell	5	12
										224	A	Campbell	5	3
										228	A	Eastern Ky.	8	10
										228	H	Eastern Ky.	5	6

Non-Div. I Games: Miami-Hamilton 15 1

Northern Ky.

N  
o  
r  
t  
h  
e  
r  
n  
K  
y  
.

N  
o  
r  
t  
h  
e  
r  
n  
K  
y  
.

Northern Ky.

Average RPI Win: 195		WON-LOST	WINNING	LAST 10	STRENGTH OF		OPP. STRENGTH	TEAM	ADJ		CONF.	ADJ CONF.			
Average RPI Loss: 175		RECORD	PCT. RANK	GAMES	SCHEDULE		OF SCHEDULE	RPI	RPI		RPI	RPI			
DIV. I ONLY		17-28-0	.37778	237	5-5-0		231	244	239		.45621	239			
DIV. I NON-CONF.		7-17-0	.29167	256	0-2-0		136	185	209		.47496	208			
TOTALS		RPI 1-25	RPI 26-50		W-L RECORDS		RPI 51-100		RPI 101-150		RPI 150+				
17-28-0		0-1-0	0-2-0		OVERALL		1-0-0		7-6-0		9-19-0				
7-4-0		0-0-0	0-0-0		HOME		0-0-0		4-3-0		3-1-0				
9-22-0		0-1-0	0-2-0		AWAY		0-0-0		3-2-0		6-17-0				
1-2-0		0-0-0	0-0-0		NEUTRAL		1-0-0		0-1-0		0-1-0				
7-17-0		0-1-0	0-2-0		NON-CONFERENCE		1-0-0		3-4-0		3-10-0				
0-2-0		0-0-0	0-0-0		HOME		0-0-0		0-1-0		0-1-0				
6-13-0		0-1-0	0-0-		AWAY		0-0-0		3-2-0		3-8-0				
1-2-0		0-0-0	0-0-0		NEUTRAL		1-0-0		0-1-0		0-1-0				
10-11-0		0-0-0	0-0-0		CONFERENCE		0-0-0		4-2-0		6-9-0				
7-2-0		0-0-0	0-0-0		HOME		0-0-0		4-2-0		3-0-0				
3-9-0		0-0-0	0-0-0		AWAY		0-0-0		0-0-0		3-9-0				
0-0-0		0-0-0	0-0-0		NEUTRAL		0-0-0		0-0-0		0-0-0				
RPI S	Opponent	Score		RPI S	Opponent	Score		RPI S	Opponent	Score		RPI S	Opponent	Score	
11 A	Wake Forest	1	2	45 A	UConn	3	4	58 N	Kent St.	4	2	105 A	UTSA	5	4
				46 A	Rhode Island	5	15					105 A	UTSA	1	12
												105 A	UTSA	8	7
												105 A	UTSA	12	10
												140 H	Canisius	2	3
												140 H	Canisius	4	10
												140 H	Canisius	7	4
												141 H	Bryant	6	7
												144 A	Hartford	5	6
												144 N	Hartford	4	6
												149 H	Marist	4	2
												149 H	Marist	2	0
												149 H	Marist	7	4
												155 A	Central Conn. St.	3	6
												155 H	Central Conn. St.	13	24
												167 A	Gardner-Webb	2	5
												171 N	Radford	0	4
												195 A	Niagara	2	10
												195 A	Niagara	1	2
												195 A	Niagara	8	17
												199 A	VMI	8	5
												199 A	VMI	5	9
												199 A	VMI	7	13
												214 A	Monmouth	7	17
												214 A	Monmouth	0	12
												214 A	Monmouth	4	9
												224 A	Campbell	6	11
				LAST 10 GAMES											
				266 A	Manhattan	2	7	140 H	Canisius	7	4				
				266 A	Manhattan	3	0	140 H	Canisius	4	10				
				266 A	Manhattan	4	0	144 A	Hartford	5	6				
				155 H	Central Conn. St.	13	24	299 H	Saint Peter's	7	0				
				140 H	Canisius	2	3	299 H	Saint Peter's	5	1				

Non-Div. I Games:

Quinnipiac

Quinnipiac



[illegible]

**Non-Div. I Games:**

Northern Ill.

RPI	S	Opponent	Score	
255	A	Evansville	5	2
271	H	Bowling Green	1	9
271	H	Bowling Green	4	7
271	H	Bowling Green	11	0
282	A	Chicago St.	4	0
282	N	Chicago St.	6	7
282	N	Chicago St.	1	11

Northern Ill.

N  
o  
r  
t  
h  
e  
r  
n  
I  
l  
l  
.

N  
o  
r  
t  
h  
e  
r  
n  
I  
l  
l  
.

Average RPI Win:		191	WON-LOST RECORD		WINNING PCT. RANK		LAST 10 GAMES		STRENGTH OF SCHEDULE		OPP. STRENGTH OF SCHEDULE		TEAM RPI		ADJ RPI		CONF. RPI		ADJ CONF. RPI				
DIV. I ONLY			12-37-0		.2449	286		1-9-0		98		135		241		.45423		241		9		9	
DIV. I NON-CONF.			6-19-0		.24	269		0-2-0		107		127		241		.45692		241		10		10	
TOTALS		RPI 1-25		RPI 26-50				W-L RECORDS				RPI 51-100				RPI 101-150				RPI 150+			
12-37-0		0-2-0		1-7-0				OVERALL				1-11-0				0-0-0				10-17-0			
5-14-0		0-0-0		0-1-0				HOME				0-9-0				0-0-0				5-4-0			
7-23-0		0-2-0		1-6-0				AWAY				1-2-0				0-0-0				5-13-0			
0-0-0		0-0-0		0-0-0				NEUTRAL				0-0-0				0-0-0				0-0-0			
6-19-0		0-2-0		1-7-0				NON-CONFERENCE				0-0-0				0-0-0				5-10-0			
3-4-0		0-0-0		0-1-0				HOME				0-0-0				0-0-0				3-3-0			
3-15-0		0-2-0		1-0-				AWAY				0-0-0				0-0-0				2-7-0			
0-0-0		0-0-0		0-0-0				NEUTRAL				0-0-0				0-0-0				0-0-0			
6-18-0		0-0-0		0-0-0				CONFERENCE				1-11-0				0-0-0				5-7-0			
2-10-0		0-0-0		0-0-0				HOME				0-9-0				0-0-0				2-1-0			
4-8-0		0-0-0		0-0-0				AWAY				1-2-0				0-0-0				3-6-0			
0-0-0		0-0-0		0-0-0				NEUTRAL				0-0-0				0-0-0				0-0-0			
RPI	S	Opponent		Score		RPI	S	Opponent		Score		RPI	S	Opponent		Score		RPI	S	Opponent		Score	
18	A	Arkansas		2	11	33	A	Ole Miss		7	21	51	H	South Ala.		3	8	169	A	Alabama		2	6
18	A	Arkansas		3	12	33	A	Ole Miss		3	5	51	H	South Ala.		1	4	169	A	Alabama		3	10
						38	A	Louisiana Tech		3	12	51	H	South Ala.		2	14	169	A	Alabama		3	4
						44	A	McNeese		5	14	63	H	Coastal Caro.		1	8	182	H	Southern Ill.		4	3
						44	H	McNeese		4	32	63	H	Coastal Caro.		5	7	182	H	Southern Ill.		0	9
						50	A	DBU		0	11	63	H	Coastal Caro.		5	10	182	H	Southern Ill.		6	2
						50	A	DBU		8	3	76	A	Ga. Southern		5	4	183	A	UAB		3	4
						50	A	DBU		4	12	76	A	Ga. Southern		0	9	183	A	UAB		3	4
												76	A	Ga. Southern		3	9	183	A	UAB		2	3
												82	H	UT Arlington		3	10	192	A	Texas St.		6	5
												82	H	UT Arlington		4	6	192	A	Texas St.		4	7
												82	H	UT Arlington		2	10	192	A	Texas St.		5	9
																		200	A	Georgia St.		3	4
																		200	A	Georgia St.		1	6
																		200	A	Georgia St.		4	3
																		203	A	Arkansas St.		6	12
																		203	A	Arkansas St.		3	8
																		203	A	Arkansas St.		5	3
																		216	H	Little Rock		6	4
																		216	H	Little Rock		7	1
																		216	H	Little Rock		1	5
						LAST 10 GAMES																	
						63	H	Coastal Caro.		1	8	200	A	Georgia St.		1	6	219	A	Jackson St.		10	2
						63	H	Coastal Caro.		5	10	200	A	Georgia St.		3	4	223	A	Northwestern St.		4	5
						63	H	Coastal Caro.		5	7	200	A	Georgia St.		4	3	223	H	Northwestern St.		2	11
						33	A	Ole Miss		3	5	82	H	UT Arlington		3	10	276	A	Grambling		4	3
						33	A	Ole Miss		7	21	82	H	UT Arlington		2	10	276	H	Grambling		7	1

Non-Div. I Games:

La.-Monroe

Average RPI Win: 221		WON-LOST RECORD	WINNING PCT. RANK	LAST 10 GAMES	STRENGTH OF SCHEDULE	OPP. STRENGTH OF SCHEDULE	TEAM RPI	ADJ RPI	CONF. RPI	ADJ CONF. RPI	
Average RPI Loss: 163											
DIV. I ONLY		17-29-0	.36957 243	2-8-0	192	249	242	.45214 242	22	22	
DIV. I NON-CONF.		12-16-0	.42857 198	0-2-0	143	274	192	.48079 192	22	22	
<hr/>											
TOTALS		RPI 1-25	RPI 26-50		W-L RECORDS		RPI 51-100		RPI 101-150		RPI 150+
17-29-0		0-3-0	0-0-0		OVERALL		1-5-0		0-1-0		16-20-0
9-10-0		0-0-0	0-0-0		HOME		1-2-0		0-1-0		8-7-0
8-16-0		0-2-0	0-0-0		AWAY		0-3-0		0-0-0		8-10-0
0-3-0		0-1-0	0-0-0		NEUTRAL		0-0-0		0-0-0		0-2-0
12-16-0		0-3-0	0-0-0		NON-CONFERENCE		0-3-0		0-1-0		12-9-0
7-3-0		0-0-0	0-0-0		HOME		0-0-0		0-1-0		7-2-0
5-10-0		0-2-0	0-0-		AWAY		0-3-0		0-0-0		5-5-0
0-3-0		0-1-0	0-0-0		NEUTRAL		0-0-0		0-0-0		0-2-0
5-13-0		0-0-0	0-0-0		CONFERENCE		1-2-0		0-0-0		4-11-0
2-7-0		0-0-0	0-0-0		HOME		1-2-0		0-0-0		1-5-0
3-6-0		0-0-0	0-0-0		AWAY		0-0-0		0-0-0		3-6-0
0-0-0		0-0-0	0-0-0		NEUTRAL		0-0-0		0-0-0		0-0-0
RPI S	Opponent	Score		RPI S	Opponent	Score		RPI S	Opponent	Score	
8 A	Virginia	2	3			87 A	East Carolina 4 9	115 H	Cornell	14	27
8 A	Virginia	4	8			87 A	East Carolina 5 8	154 A	UMBC	7	3
24 N	Maryland	5	6			87 A	East Carolina 7 12	158 A	Col. of Charleston	3	16
						98 H	William & Mary 3 12	158 A	Col. of Charleston	0	5
						98 H	William & Mary 7 1	158 A	Col. of Charleston	1	8
						98 H	William & Mary 1 8	165 N	UMass Lowell	8	10
								174 A	CSUN	5	11
								174 A	CSUN	4	1
								174 A	CSUN	6	5
								174 A	CSUN	7	2
								175 A	George Washington	4	13
								175 H	George Washington	8	4
								184 A	Navy	6	11
								190 H	Northeastern	3	5
								190 H	Northeastern	5	7
								190 H	Northeastern	2	5
								193 H	Elon	1	8
								193 H	Elon	4	5
								193 H	Elon	11	10
								208 A	George Mason	14	2
								208 H	George Mason	6	10
								221 A	James Madison	6	7
								221 A	James Madison	4	7
								221 A	James Madison	8	6
								243 H	Norfolk St.	0	8
								243 H	Norfolk St.	5	0
								254 N	Iona	1	3
LAST 10 GAMES											
221 A	James Madison	6	7	98 H	William & Mary	1	8	221 A	James Madison	4	7
221 A	James Madison	4	7	98 H	William & Mary	7	1	221 A	James Madison	8	6
221 A	James Madison	8	6	98 H	William & Mary	3	12	243 H	Norfolk St.	0	8
24 N	Maryland	5	6	158 A	Col. of Charleston	1	8	243 H	Norfolk St.	5	0
208 H	George Mason	6	10	158 A	Col. of Charleston	0	5	254 N	Iona	1	3

T  
O  
W  
N

Non-Div. I Games:

Towson

Towson

Average RPI Win: Average RPI Loss:	265 192	WON-LOST RECORD	WINNING PCT. RANK	LAST 10 GAMES		STRENGTH OF SCHEDULE	OPP. STRENGTH OF SCHEDULE	TEAM RPI	ADJ RPI	CONF. RPI	ADJ CONF. RPI
DIV. I ONLY		24-19-0	.55814    99	5-5-0		289	286	243	.4521    243	27	27
DIV. I NON-CONF.		7-10-0	.41176    210	1-0-0		225	180	238	.45866    238	29	29
TOTALS	RPI 1-25		RPI 26-50	W-L RECORDS		RPI 51-100		RPI 101-150		RPI 150+	
24-19-0	0-0-0		0-3-0	OVERALL		1-1-0		0-2-0		23-13-0	
11-9-0	0-0-0		0-0-0	HOME		1-0-0		0-1-0		10-8-0	
13-10-0	0-0-0		0-3-0	AWAY		0-1-0		0-1-0		13-5-0	
0-0-0	0-0-0		0-0-0	NEUTRAL		0-0-0		0-0-0		0-0-0	
7-10-0	0-0-0		0-3-0	NON-CONFERENCE		1-1-0		0-2-0		6-4-0	
4-4-0	0-0-0		0-0-0	HOME		1-0-0		0-1-0		3-3-0	
3-6-0	0-0-0		0-0-	AWAY		0-1-0		0-1-0		3-1-0	
0-0-0	0-0-0		0-0-0	NEUTRAL		0-0-0		0-0-0		0-0-0	
17-9-0	0-0-0		0-0-0	CONFERENCE		0-0-0		0-0-0		17-9-0	
7-5-0	0-0-0		0-0-0	HOME		0-0-0		0-0-0		7-5-0	
10-4-0	0-0-0		0-0-0	AWAY		0-0-0		0-0-0		10-4-0	
0-0-0	0-0-0		0-0-0	NEUTRAL		0-0-0		0-0-0		0-0-0	
RPI   S	Opponent	Score	RPI   S	Opponent	Score	RPI   S	Opponent	Score	RPI   S	Opponent	Score
			43 A	Tennessee	2   10	98 A	William & Mary	1   6	106 A	VCU	2   5
			43 A	Tennessee	4   5	98 H	William & Mary	9   3	106 H	VCU	3   8
			43 A	Tennessee	2   5				186 A	N.C. A&T	12   7
									186 H	N.C. A&T	3   4
									195 H	Niagara	0   9
									195 H	Niagara	1   6
									195 H	Niagara	0   4
									242 A	Towson	0   5
									242 A	Towson	8   0
									246 H	Villanova	4   1
									246 H	Villanova	12   7
									246 H	Villanova	11   3
									248 A	N.C. Central	4   8
									260 A	Longwood	15   13
									264 A	Richmond	10   8
									274 A	Delaware St.	3   2
									274 A	Delaware St.	6   4
									274 A	Delaware St.	3   19
									274 H	Delaware St.	5   0
									274 H	Delaware St.	4   6
									274 H	Delaware St.	2   4
									274 H	Delaware St.	4   5
				LAST 10 GAMES					274 H	Delaware St.	3   1
			287 A	UMES	2   3	274 H	Delaware St.	2   4	274 H	Delaware St.	1   3
			287 A	UMES	5   6	274 H	Delaware St.	5   0	274 H	Delaware St.	7   1
			287 A	UMES	2   1	248 A	N.C. Central	4   8	287 A	UMES	11   9
			260 A	Longwood	15   13	293 H	Coppin St.	8   4	287 A	UMES	10   4
			274 H	Delaware St.	4   6	293 H	Coppin St.	4   2	287 A	UMES	

**Non-Div. I Games:**

Norfolk St.

RPI	S	Opponent	Score	
287	A	UMES	5	6
287	A	UMES	2	3
287	A	UMES	2	1
287	H	UMES	11	1
287	H	UMES	8	2
287	H	UMES	5	3
293	A	Coppin St.	7	5
293	A	Coppin St.	16	2
293	A	Coppin St.	5	3
293	H	Coppin St.	8	4
293	H	Coppin St.	4	2

Norfolk St.

N  
o  
r  
f  
o  
l  
k  
S  
t  
.

N  
o  
r  
f  
o  
l  
k  
S  
t  
.

R  
i  
d  
e  
r

Rider



RPI	S	Opponent	Score	
266	H	Manhattan	5	7
274	N	Delaware St.	4	2
275	H	Wagner	7	14
290	H	NJIT	8	1
291	H	Lafayette	2	0
299	A	Saint Peter's	7	0
299	A	Saint Peter's	28	4
299	A	Saint Peter's	15	1

Rider

R  
i  
d  
e  
r

R  
i  
d  
e  
r



RPI	S	Opponent	Score	
264	H	Richmond	2	10
264	H	Richmond	2	1
264	H	Richmond	1	0
277	H	La Salle	3	5
277	H	La Salle	1	5
277	H	La Salle	3	2
291	H	Lafayette	11	1

Saint Joseph's

S  
a  
i  
n  
t  
J  
o  
s  
e  
p  
h  
'  
s

S  
a  
i  
n  
t  
J  
o  
s  
e  
p  
h  
'  
s

Average RPI Win: 175		WON-LOST	WINNING	LAST 10	STRENGTH OF		OPP. STRENGTH	TEAM	ADJ		CONF.	ADJ CONF.			
Average RPI Loss: 159		RECORD	PCT. RANK	GAMES	SCHEDULE		OF SCHEDULE	RPI	RPI		RPI	RPI			
DIV. I ONLY		13-27-0	.325	264	5-5-0		141	246	246	.45144	246	10	10		
DIV. I NON-CONF.		9-19-0	.32143	247	3-0-0		181	245	247	.44531	247	16	16		
TOTALS		RPI 1-25	RPI 26-50		W-L RECORDS		RPI 51-100		RPI 101-150		RPI 150+				
13-27-0		0-3-0	0-0-0		OVERALL		2-2-0		3-5-0		8-17-0				
6-10-0		0-0-0	0-0-0		HOME		1-0-0		2-4-0		3-6-0				
5-12-0		0-3-0	0-0-0		AWAY		0-0-0		0-0-0		5-9-0				
2-5-0		0-0-0	0-0-0		NEUTRAL		1-2-0		1-1-0		0-2-0				
9-19-0		0-3-0	0-0-0		NON-CONFERENCE		2-2-0		1-4-0		6-10-0				
3-7-0		0-0-0	0-0-0		HOME		1-0-0		0-3-0		2-4-0				
4-7-0		0-3-0	0-0-		AWAY		0-0-0		0-0-0		4-4-0				
2-5-0		0-0-0	0-0-0		NEUTRAL		1-2-0		1-1-0		0-2-0				
4-8-0		0-0-0	0-0-0		CONFERENCE		0-0-0		2-1-0		2-7-0				
3-3-0		0-0-0	0-0-0		HOME		0-0-0		2-1-0		1-2-0				
1-5-0		0-0-0	0-0-0		AWAY		0-0-0		0-0-0		1-5-0				
0-0-0		0-0-0	0-0-0		NEUTRAL		0-0-0		0-0-0		0-0-0				
RPI S	Opponent	Score		RPI S	Opponent	Score		RPI S	Opponent	Score		RPI S	Opponent	Score	
20 A	Oklahoma	2	9					86 N	Boston College	3	10	108 H	Xavier	3	2
20 A	Oklahoma	1	17					86 N	Boston College	1	7	108 H	Xavier	1	0
23 A	South Fla.	1	8					88 N	Iowa	10	1	108 H	Xavier	1	10
								96 H	Rutgers	3	2	136 N	Ball St.	1	3
												138 N	Central Mich.	4	3
												145 H	Wofford	3	7
												145 H	Wofford	0	8
												145 H	Wofford	0	13
												152 A	Creighton	1	2
												152 A	Creighton	2	11
												152 A	Creighton	5	6
												161 A	Butler	1	4
												161 A	Butler	5	1
												161 A	Butler	0	1
												175 H	George Washington	3	0
												175 H	George Washington	3	6
												175 H	George Washington	2	5
												188 A	Penn	3	1
												188 H	Penn	2	11
												191 H	Georgetown	2	3
												191 H	Georgetown	0	7
												191 H	Georgetown	4	0
												215 N	Western Mich.	6	11
												231 A	Army West Point	8	3
												240 N	Northern Ill.	4	6
												243 A	Norfolk St.	3	11
												243 A	Norfolk St.	1	4
LAST 10 GAMES															
				161 A	Butler	5	1					191 H	Georgetown	2	3
				161 A	Butler	1	4					191 H	Georgetown	4	0
				161 A	Butler	0	1					191 H	Georgetown	0	7
				277 H	La Salle	3	2					188 A	Penn	3	1
				231 A	Army West Point	8	3					152 A	Creighton	1	2

Non-Div. I Games:

Villanova

RPI	S	Opponent	Score	
243	A	Norfolk St.	7	12
244	A	Saint Joseph's	7	3
244	A	Saint Joseph's	1	9
244	H	Saint Joseph's	5	6
275	A	Wagner	8	4
277	H	La Salle	3	2

Villanova

V  
i  
l  
l  
a  
n  
o  
v  
a

V  
i  
l  
l  
a  
n  
o  
v  
a

Average RPI Win:	223	WON-LOST RECORD	WINNING PCT. RANK	LAST 10 GAMES	STRENGTH OF SCHEDULE	OPP. STRENGTH OF SCHEDULE	TEAM RPI	ADJ RPI	CONF. RPI	ADJ CONF. RPI	
DIV. I ONLY	19-26-0	.42222	212	2-8-0	237	268	247	.45043	247	28	28
DIV. I NON-CONF.	9-16-0	.36	237	0-2-0	203	223	243	.44948	243	30	30
<hr/>											
TOTALS	RPI 1-25	RPI 26-50		W-L RECORDS		RPI 51-100		RPI 101-150		RPI 150+	
19-26-0	0-0-0	0-1-0		OVERALL		1-0-0		3-8-0		15-17-0	
6-9-0	0-0-0	0-1-0		HOME		0-0-0		1-5-0		5-3-0	
7-11-0	0-0-0	0-0-0		AWAY		0-0-0		0-0-0		7-11-0	
6-6-0	0-0-0	0-0-0		NEUTRAL		1-0-0		2-3-0		3-3-0	
9-16-0	0-0-0	0-1-0		NON-CONFERENCE		1-0-0		3-8-0		5-7-0	
1-6-0	0-0-0	0-1-0		HOME		0-0-0		1-5-0		0-0-0	
2-4-0	0-0-0	0-0-		AWAY		0-0-0		0-0-0		2-4-0	
6-6-0	0-0-0	0-0-0		NEUTRAL		1-0-0		2-3-0		3-3-0	
10-10-0	0-0-0	0-0-0		CONFERENCE		0-0-0		0-0-0		10-10-0	
5-3-0	0-0-0	0-0-0		HOME		0-0-0		0-0-0		5-3-0	
5-7-0	0-0-0	0-0-0		AWAY		0-0-0		0-0-0		5-7-0	
0-0-0	0-0-0	0-0-0		NEUTRAL		0-0-0		0-0-0		0-0-0	
RPI S	Opponent	Score	RPI S	Opponent	Score	RPI S	Opponent	Score	RPI S	Opponent	Score
			41 H	Binghamton	0 12	88 N	Iowa	7 1	115 H	Cornell	1 0
									115 H	Cornell	3 7
									115 H	Cornell	2 5
									115 H	Cornell	4 11
									133 H	St. Bonaventure	4 5
									133 H	St. Bonaventure	4 7
									144 N	Hartford	9 5
									149 N	Marist	8 10
									149 N	Marist	7 3
									149 N	Marist	0 5
									150 N	Ohio St.	2 5
									156 A	Davidson	8 0
									161 N	Butler	3 4
									184 A	Navy	1 6
									184 A	Navy	1 11
									184 A	Navy	4 5
									184 A	Navy	5 0
									185 N	Harvard	8 9
									190 N	Northeastern	9 7
									199 A	VMI	4 0
									199 A	VMI	1 6
									199 A	VMI	2 10
			LAST 10 GAMES						199 A	VMI	2 10
			184 A	Navy	1 11	225 A	Holy Cross	2 11	225 A	Holy Cross	6 14
			184 A	Navy	1 6	225 A	Holy Cross	11 5	225 A	Holy Cross	3 5
			184 A	Navy	4 5	225 A	Holy Cross	3 5	225 A	Holy Cross	11 5
			184 A	Navy	5 0	133 H	St. Bonaventure	4 7	225 A	Holy Cross	2 11
			225 A	Holy Cross	6 14	133 H	St. Bonaventure	4 5	227 A	Penn St.	3 5

Non-Div. I Games:

Bucknell

RPI	S	Opponent	Score	
227	A	Penn St.	3	4
231	H	Army West Point	14	16
231	H	Army West Point	1	10
231	H	Army West Point	4	7
231	H	Army West Point	10	5
267	N	Massachusetts	3	1
267	N	Massachusetts	11	9
267	N	Massachusetts	5	17
284	A	Lehigh	8	0
284	A	Lehigh	3	2
284	A	Lehigh	2	10
284	A	Lehigh	3	1
291	H	Lafayette	4	1
291	H	Lafayette	6	5
291	H	Lafayette	11	10
291	H	Lafayette	8	5

Bucknell

B  
u  
c  
k  
n  
e  
l  
l

B  
u  
c  
k  
n  
e  
l  
l

Average RPI Win:	213	WON-LOST RECORD	WINNING PCT. RANK	LAST 10 GAMES	STRENGTH OF SCHEDULE	OPP. STRENGTH OF SCHEDULE	TEAM RPI	ADJ RPI	CONF. RPI	ADJ CONF. RPI	
DIV. I ONLY	22-27-0	.44898	196	6-4-0	232	231	248	.44985	248	27	27
DIV. I NON-CONF.	8-16-0	.33333	245	0-1-0	233	259	279	.41252	279	29	29
<hr/>											
TOTALS	RPI 1-25	RPI 26-50		W-L RECORDS	RPI 51-100		RPI 101-150		RPI 150+		
22-27-0	0-0-0	0-1-0		OVERALL	1-4-0		5-5-0		16-17-0		
16-14-0	0-0-0	0-0-0		HOME	1-1-0		2-3-0		13-10-0		
6-12-0	0-0-0	0-1-0		AWAY	0-3-0		3-2-0		3-6-0		
0-1-0	0-0-0	0-0-0		NEUTRAL	0-0-0		0-0-0		0-1-0		
8-16-0	0-0-0	0-1-0		NON-CONFERENCE	0-0-0		1-3-0		7-12-0		
7-10-0	0-0-0	0-0-0		HOME	0-0-0		0-2-0		7-8-0		
1-5-0	0-0-0	0-0-		AWAY	0-0-0		1-1-0		0-3-0		
0-1-0	0-0-0	0-0-0		NEUTRAL	0-0-0		0-0-0		0-1-0		
14-11-0	0-0-0	0-0-0		CONFERENCE	1-4-0		4-2-0		9-5-0		
9-4-0	0-0-0	0-0-0		HOME	1-1-0		2-1-0		6-2-0		
5-7-0	0-0-0	0-0-0		AWAY	0-3-0		2-1-0		3-3-0		
0-0-0	0-0-0	0-0-0		NEUTRAL	0-0-0		0-0-0		0-0-0		
RPI S	Opponent	Score	RPI S	Opponent	Score	RPI S	Opponent	Score	RPI S	Opponent	Score
			47 A	North Carolina St.	0 13	79 A	Bethune-Cookman	5 15	117 A	Duke	4 8
						79 A	Bethune-Cookman	5 7	117 H	Duke	6 14
						79 A	Bethune-Cookman	1 13	118 A	Florida A&M	14 7
						79 H	Bethune-Cookman	10 2	118 A	Florida A&M	4 5
						79 H	Bethune-Cookman	0 6	118 A	Florida A&M	5 1
									118 H	Florida A&M	5 17
									118 H	Florida A&M	13 6
									118 H	Florida A&M	8 0
									137 A	High Point	11 5
									137 H	High Point	6 10
									157 A	UNCW	0 3
									157 H	UNCW	8 6
									157 H	UNCW	8 16
									170 A	Presbyterian	7 8
									170 H	Presbyterian	7 8
									173 H	Appalachian St.	5 7
									173 N	Appalachian St.	5 9
									184 H	Navy	6 9
									184 H	Navy	3 2
									184 H	Navy	8 7
									186 A	N.C. A&T	2 5
									186 A	N.C. A&T	3 4
									186 A	N.C. A&T	7 8
									186 H	N.C. A&T	11 1
									186 H	N.C. A&T	10 7
									186 H	N.C. A&T	6 8
									224 H	Campbell	2 4
LAST 10 GAMES			LAST 10 GAMES			LAST 10 GAMES			LAST 10 GAMES		
			118 A	Florida A&M	14 7	288 H	Savannah St.	7 12	186 A	N.C. A&T	7 8
			118 A	Florida A&M	5 1	243 H	Norfolk St.	8 4	186 H	N.C. A&T	11 1
			118 A	Florida A&M	4 5	47 A	North Carolina St.	0 13	186 H	N.C. A&T	10 7
			288 H	Savannah St.	11 2	79 H	Bethune-Cookman	0 6	186 H	N.C. A&T	6 8
			288 H	Savannah St.	4 2	79 H	Bethune-Cookman	10 2	224 H	Campbell	2 4

Non-Div. I Games:

N.C. Central



RPI	S	Opponent	Score	
243	H	Norfolk St.	8	4
254	H	Iona	1	3
254	H	Iona	6	12
254	H	Iona	7	5
260	A	Longwood	2	3
260	H	Longwood	3	5
287	H	UMES	6	0
288	A	Savannah St.	19	1
288	A	Savannah St.	10	1
288	A	Savannah St.	10	5
288	H	Savannah St.	7	12
288	H	Savannah St.	4	2
288	H	Savannah St.	11	2
290	H	NJIT	10	1
290	H	NJIT	4	3
290	H	NJIT	7	3

N.C. Central

N  
.  
C  
.  
C  
e  
n  
t  
r  
a  
l

N  
.  
C  
.  
C  
e  
n  
t  
r  
a  
l

Average RPI Win:	201	WON-LOST	WINNING	LAST 10	STRENGTH OF	OPP. STRENGTH	TEAM	ADJ	CONF.	ADJ CONF.		
Average RPI Loss:	113	RECORD	PCT. RANK	GAMES	SCHEDULE	OF SCHEDULE	RPI	RPI	RPI	RPI		
DIV. I ONLY		15-30-0	.33333	257	2-8-0	138	179	249	.44936	249	14	14
DIV. I NON-CONF.		11-13-0	.45833	178	0-5-0	197	200	223	.46717	223	12	12
<hr/>												
TOTALS	RPI 1-25	RPI 26-50		W-L RECORDS		RPI 51-100		RPI 101-150		RPI 150+		
15-30-0	0-0-0	0-4-0		OVERALL		1-17-0		4-0-0		10-9-0		
14-9-0	0-0-0	0-0-0		HOME		0-3-0		4-0-0		10-6-0		
1-21-0	0-0-0	0-4-0		AWAY		1-14-0		0-0-0		0-3-0		
0-0-0	0-0-0	0-0-0		NEUTRAL		0-0-0		0-0-0		0-0-0		
11-13-0	0-0-0	0-4-0		NON-CONFERENCE		1-2-0		4-0-0		6-7-0		
10-4-0	0-0-0	0-0-0		HOME		0-0-0		4-0-0		6-4-0		
1-9-0	0-0-0	0-0-		AWAY		1-2-0		0-0-0		0-3-0		
0-0-0	0-0-0	0-0-0		NEUTRAL		0-0-0		0-0-0		0-0-0		
4-17-0	0-0-0	0-0-0		CONFERENCE		0-15-0		0-0-0		4-2-0		
4-5-0	0-0-0	0-0-0		HOME		0-3-0		0-0-0		4-2-0		
0-12-0	0-0-0	0-0-0		AWAY		0-12-0		0-0-0		0-0-0		
0-0-0	0-0-0	0-0-0		NEUTRAL		0-0-0		0-0-0		0-0-0		
RPI	S	Opponent	Score	RPI	S	Opponent	Score	RPI	S	Opponent	Score	
28	A	Florida St.	8 9	53	A	San Diego	5 9	114	H	Washington St.	14 8	
28	A	Florida St.	3 5	53	A	San Diego	0 1	116	H	Cal Poly	8 3	
28	A	Florida St.	3 5	53	A	San Diego	4 10	116	H	Cal Poly	16 0	
28	A	Florida St.	5 18	61	H	BYU	2 5	116	H	Cal Poly	2 0	
				61	H	BYU	0 6	179	A	Fresno St.	4 10	
				61	H	BYU	1 12	179	H	Fresno St.	12 11	
				68	A	Saint Mary's (CA)	9 15	211	H	Pepperdine	11 5	
				68	A	Saint Mary's (CA)	2 3	211	H	Pepperdine	4 1	
				68	A	Saint Mary's (CA)	1 5	211	H	Pepperdine	6 7	
				70	A	Loyola Marymount	4 5	227	H	Penn St.	4 11	
				70	A	Loyola Marymount	7 8	227	H	Penn St.	2 11	
				70	A	Loyola Marymount	6 15	227	H	Penn St.	6 1	
				80	A	Gonzaga	0 9	229	A	Sacramento St.	1 9	
				80	A	Gonzaga	0 4	229	H	Sacramento St.	2 5	
				80	A	Gonzaga	4 9	232	A	San Jose St.	2 9	
				92	A	San Diego St.	0 11	232	H	San Jose St.	12 10	
				92	A	San Diego St.	5 1	278	H	Seattle U	7 5	
				92	A	San Diego St.	5 11	278	H	Seattle U	4 3	
								278	H	Seattle U	13 4	
								278	H	Seattle U	4 17	
								281	H	Portland	7 10	
								281	H	Portland	3 1	
								281	H	Portland	2 0	
LAST 10 GAMES												
28	A	Florida St.	3 5	281	H	Portland	3 1	281	H	Portland		
28	A	Florida St.	3 5	281	H	Portland	7 10					
28	A	Florida St.	5 18	229	H	Sacramento St.	2 5					
28	A	Florida St.	8 9	68	A	Saint Mary's (CA)	2 3					
281	H	Portland	2 0	68	A	Saint Mary's (CA)	1 5					

**Non-Div. I Games:**

Pacific

U  
S  
C  
U  
P  
S  
t  
a  
t  
e

USC Upstate

RPI	S	Opponent	Score	
207	N	Charleston So.	10	4
214	H	Monmouth	14	5
221	H	James Madison	1	2
239	H	Quinnipiac	5	3
239	H	Quinnipiac	3	11
239	H	Quinnipiac	5	3
260	H	Longwood	10	5
269	H	Dayton	21	20
277	H	La Salle	6	3
277	H	La Salle	7	3
277	H	La Salle	1	8

USC Upstate

U  
S  
C  
U  
p  
s  
t  
a  
t  
e

U  
S  
C  
U  
p  
s  
t  
a  
t  
e

Average RPI Win:	248	WON-LOST RECORD	WINNING PCT. RANK	LAST 10 GAMES	STRENGTH OF SCHEDULE	OPP. STRENGTH OF SCHEDULE	TEAM RPI	ADJ RPI	CONF. RPI	ADJ CONF. RPI			
DIV. I ONLY		15-22-0	.40541	221	4-6-0	230	277	251	.44858	251	29	29	
DIV. I NON-CONF.		3-10-0	.23077	271	0-1-0	175	95	249	.44349	249	28	28	
<hr/>													
TOTALS	RPI 1-25	RPI 26-50		W-L RECORDS		RPI 51-100		RPI 101-150		RPI 150+			
15-22-0	0-0-0	0-0-0		OVERALL		2-10-0		0-0-0		13-12-0			
7-5-0	0-0-0	0-0-0		HOME		1-2-0		0-0-0		6-3-0			
6-13-0	0-0-0	0-0-0		AWAY		1-8-0		0-0-0		5-5-0			
2-4-0	0-0-0	0-0-0		NEUTRAL		0-0-0		0-0-0		2-4-0			
3-10-0	0-0-0	0-0-0		NON-CONFERENCE		1-5-0		0-0-0		2-5-0			
0-0-0	0-0-0	0-0-0		HOME		0-0-0		0-0-0		0-0-0			
1-6-0	0-0-0	0-0-		AWAY		1-5-0		0-0-0		0-1-0			
2-4-0	0-0-0	0-0-0		NEUTRAL		0-0-0		0-0-0		2-4-0			
12-12-0	0-0-0	0-0-0		CONFERENCE		1-5-0		0-0-0		11-7-0			
7-5-0	0-0-0	0-0-0		HOME		1-2-0		0-0-0		6-3-0			
5-7-0	0-0-0	0-0-0		AWAY		0-3-0		0-0-0		5-4-0			
0-0-0	0-0-0	0-0-0		NEUTRAL		0-0-0		0-0-0		0-0-0			
RPI	S	Opponent	Score	RPI	S	Opponent	Score	RPI	S	Opponent	Score		
						60 A	Oklahoma St.	2	1	152 A	Creighton	5	6
						60 A	Oklahoma St.	3	6	155 N	Central Conn. St.	6	15
						60 A	Oklahoma St.	3	8	155 N	Central Conn. St.	4	6
						74 A	Minnesota	5	7	210 N	Maine	3	4
						74 A	Minnesota	2	5	210 N	Maine	0	6
						88 A	Iowa	3	4	240 N	Northern Ill.	7	2
						95 A	Oral Roberts	2	6	257 A	North Dakota St.	1	4
						95 A	Oral Roberts	6	7	257 A	North Dakota St.	1	0
						95 A	Oral Roberts	5	11	257 A	North Dakota St.	1	4
						95 H	Oral Roberts	6	8	257 H	North Dakota St.	0	3
						95 H	Oral Roberts	5	2	257 H	North Dakota St.	4	11
						95 H	Oral Roberts	5	14	257 H	North Dakota St.	2	1
										268 A	Western Ill.	4	8
										268 A	Western Ill.	13	5
										268 A	Western Ill.	2	7
										268 H	Western Ill.	18	8
										268 H	Western Ill.	8	7
										268 H	Western Ill.	5	7
										280 A	Omaha	13	4
										280 A	Omaha	15	0
										280 A	Omaha	5	2
										282 N	Chicago St.	3	1
										296 H	Fort Wayne	1	0
										296 H	Fort Wayne	12	2
										296 H	Fort Wayne	10	6
<hr/>													
Non-Div. I Games:	Minn.-Crookston	8	4	Dakota Wesleyan	1	0	Waldorf	5	3	Waldorf	10	4	South Dakota St.

Average RPI Win:	236	WON-LOST RECORD	WINNING PCT. RANK	LAST 10 GAMES	STRENGTH OF SCHEDULE	OPP. STRENGTH OF SCHEDULE	TEAM RPI	ADJ RPI	CONF. RPI	ADJ CONF. RPI	
DIV. I ONLY		17-24-0	.41463 217	4-6-0	282	269	252	.44523 252	30	30	
DIV. I NON-CONF.		10-13-0	.43478 191	1-4-0	249	239	184	.48313 184	27	27	
<hr/>											
TOTALS	RPI 1-25	RPI 26-50		W-L RECORDS	RPI 51-100		RPI 101-150		RPI 150+		
17-24-0	0-0-0	0-3-0		OVERALL	2-1-0		2-5-0		13-15-0		
5-4-0	0-0-0	0-0-0		HOME	0-0-0		0-0-0		5-4-0		
10-20-0	0-0-0	0-3-0		AWAY	2-1-0		2-5-0		6-11-0		
2-0-0	0-0-0	0-0-0		NEUTRAL	0-0-0		0-0-0		2-0-0		
10-13-0	0-0-0	0-3-0		NON-CONFERENCE	2-1-0		1-2-0		7-7-0		
2-0-0	0-0-0	0-0-0		HOME	0-0-0		0-0-0		2-0-0		
6-13-0	0-0-0	0-0-		AWAY	2-1-0		1-2-0		3-7-0		
2-0-0	0-0-0	0-0-0		NEUTRAL	0-0-0		0-0-0		2-0-0		
7-11-0	0-0-0	0-0-0		CONFERENCE	0-0-0		1-3-0		6-8-0		
3-4-0	0-0-0	0-0-0		HOME	0-0-0		0-0-0		3-4-0		
4-7-0	0-0-0	0-0-0		AWAY	0-0-0		1-3-0		3-4-0		
0-0-0	0-0-0	0-0-0		NEUTRAL	0-0-0		0-0-0		0-0-0		
RPI S	Opponent	Score	RPI S	Opponent	Score	RPI S	Opponent	Score	RPI S	Opponent	Score
			39 A	Old Dominion	0 13	85 A	Seton Hall	2 10	131 A	Houston Baptist	4 2
			39 A	Old Dominion	7 11	85 A	Seton Hall	2 1	131 A	Houston Baptist	5 11
			39 A	Old Dominion	8 16	85 A	Seton Hall	6 2	131 A	Houston Baptist	1 14
									141 A	Bryant	8 4
									141 A	Bryant	11 13
									141 A	Bryant	5 8
									141 A	Bryant	2 7
									155 H	Central Conn. St.	8 9
									155 H	Central Conn. St.	0 3
									155 H	Central Conn. St.	6 4
									155 H	Central Conn. St.	0 5
									159 A	Nicholls St.	0 3
									206 A	Stony Brook	11 15
									206 A	Stony Brook	0 1
									218 A	Fordham	7 11
									218 A	Fordham	2 5
									218 A	Fordham	3 5
									231 A	Army West Point	6 14
									266 A	Manhattan	11 3
									266 H	Manhattan	11 2
									273 A	Hofstra	9 6
									275 A	Wagner	8 7
									275 A	Wagner	5 8
									275 A	Wagner	5 1
									275 A	Wagner	0 12
									276 N	Grambling	7 3
									294 N	Southern U.	9 4
<hr/>											
			LAST 10 GAMES								
			218 A	Fordham	2 5	275 A	Wagner	8 7	275 A	Wagner	5 8
			218 A	Fordham	7 11	275 A	Wagner	5 1	275 A	Wagner	5 1
			218 A	Fordham	3 5	275 A	Wagner	5 8	275 A	Wagner	0 12
			231 A	Army West Point	6 14	298 H	NYIT	9 5	276 N	Grambling	7 3
			275 A	Wagner	0 12	297 H	Mt. St. Mary's	12 8	294 N	Southern U.	9 4

Non-Div. I Games:

LIU Brooklyn

RPI	S	Opponent	Score	
297	A	Mt. St. Mary's	8	18
297	A	Mt. St. Mary's	7	8
297	A	Mt. St. Mary's	15	11
297	H	Mt. St. Mary's	12	10
297	H	Mt. St. Mary's	8	11
297	H	Mt. St. Mary's	12	8
298	H	NYIT	9	5
299	A	Saint Peter's	12	10

[illegible]

**Non-Div. I Games:**

Western Ky.



RPI	S	Opponent	Score	
235	H	Ohio	0	3
235	H	Ohio	0	3
235	H	Ohio	5	4
279	H	Illinois St.	13	6
279	H	Illinois St.	4	12
279	H	Illinois St.	3	4

Western Ky.

W  
e  
s  
t  
e  
r  
n  
K  
y  
.

W  
e  
s  
t  
e  
r  
n  
K  
y  
.

Average RPI Win:	249	WON-LOST RECORD	WINNING PCT. RANK	LAST 10 GAMES	STRENGTH OF SCHEDULE	OPP. STRENGTH OF SCHEDULE	TEAM RPI	ADJ RPI	CONF. RPI	ADJ CONF. RPI	
Average RPI Loss:	182										
DIV. I ONLY	17-21-0	.44737	198	4-6-0	271	273	254	.44501	254	26	26
DIV. I NON-CONF.	7-13-0	.35	239	0-2-0	283	282	266	.43253	266	25	25
<hr/>											
TOTALS	RPI 1-25	RPI 26-50		W-L RECORDS	RPI 51-100		RPI 101-150		RPI 150+		
17-21-0	0-0-0	0-2-0		OVERALL	0-2-0		1-5-0		16-12-0		
7-8-0	0-0-0	0-0-0		HOME	0-1-0		0-3-0		7-4-0		
8-10-0	0-0-0	0-1-0		AWAY	0-1-0		0-0-0		8-8-0		
2-3-0	0-0-0	0-1-0		NEUTRAL	0-0-0		1-2-0		1-0-0		
<hr/>											
7-13-0	0-0-0	0-2-0		NON-CONFERENCE	0-2-0		0-0-0		7-9-0		
1-2-0	0-0-0	0-0-0		HOME	0-1-0		0-0-0		1-1-0		
5-10-0	0-0-0	0-0-		AWAY	0-1-0		0-0-0		5-8-0		
1-1-0	0-0-0	0-1-0		NEUTRAL	0-0-0		0-0-0		1-0-0		
<hr/>											
10-8-0	0-0-0	0-0-0		CONFERENCE	0-0-0		1-5-0		9-3-0		
6-6-0	0-0-0	0-0-0		HOME	0-0-0		0-3-0		6-3-0		
3-0-0	0-0-0	0-0-0		AWAY	0-0-0		0-0-0		3-0-0		
1-2-0	0-0-0	0-0-0		NEUTRAL	0-0-0		1-2-0		0-0-0		
<hr/>											
RPI S	Opponent	Score	RPI S	Opponent	Score	RPI S	Opponent	Score	RPI S	Opponent	Score
			31 A	St. John's (NY)	4 16	67 A	Yale	5 9	140 H	Canisius	4 5
			31 N	St. John's (NY)	3 4	96 H	Rutgers	3 12	140 H	Canisius	0 2
									140 H	Canisius	0 1
									149 N	Marist	3 1
									149 N	Marist	3 10
									149 N	Marist	1 5
									194 H	Albany (NY)	4 8
									205 A	UNC Asheville	2 4
									205 A	UNC Asheville	4 1
									205 A	UNC Asheville	8 10
									206 A	Stony Brook	2 13
									218 A	Fordham	3 10
									239 H	Quinnipiac	12 4
									239 H	Quinnipiac	0 1
									239 H	Quinnipiac	2 1
									242 N	Towson	3 1
									244 H	Rider	7 2
									244 H	Rider	6 4
									244 H	Rider	8 10
									248 A	N.C. Central	5 7
									248 A	N.C. Central	12 6
									248 A	N.C. Central	3 1
									256 A	Siena	8 3
									256 A	Siena	9 6
									256 A	Siena	12 6
									266 H	Manhattan	1 4
									266 H	Manhattan	5 2
<hr/>											
LAST 10 GAMES											
			140 H	Canisius	0 2	256 A	Siena	9 6	256 A	Siena	8 3
			140 H	Canisius	0 1	256 A	Siena	12 6	256 A	Siena	9 6
			140 H	Canisius	4 5	194 H	Albany (NY)	4 8	256 A	Siena	12 6
			31 A	St. John's (NY)	4 16	266 H	Manhattan	4 1	266 H	Manhattan	1 4
			256 A	Siena	8 3	266 H	Manhattan	1 4	266 H	Manhattan	5 2

Non-Div. I Games:

Iona

RPI	S	Opponent	Score	
266	H	Manhattan	4	1
284	A	Lehigh	5	7
287	A	UMES	1	6
287	A	UMES	3	4
287	A	UMES	2	0
298	A	NYIT	9	1
298	H	NYIT	13	4

Iona

I  
o  
n  
a

I  
o  
n  
a

Average RPI Win:		215	WON-LOST RECORD		WINNING PCT. RANK		LAST 10 GAMES		STRENGTH OF SCHEDULE		OPP. STRENGTH OF SCHEDULE		TEAM RPI		ADJ RPI		CONF. RPI		ADJ CONF. RPI				
DIV. I ONLY			14-31-0		.31111 268		2-8-0		189		229		256		.44393 255		16		16				
DIV. I NON-CONF.			8-23-0		.25806 266		0-5-0		162		246		263		.43424 263		11		11				
TOTALS		RPI 1-25		RPI 26-50		W-L RECORDS		RPI 51-100		RPI 101-150		RPI 150+											
14-31-0		0-6-0		0-1-0		OVERALL		0-0-0		1-2-0		13-22-0											
5-13-0		0-2-0		0-0-0		HOME		0-0-0		0-0-0		5-11-0											
9-17-0		0-4-0		0-1-0		AWAY		0-0-0		1-2-0		8-10-0											
0-1-0		0-0-0		0-0-0		NEUTRAL		0-0-0		0-0-0		0-1-0											
8-23-0		0-4-0		0-1-0		NON-CONFERENCE		0-0-0		1-2-0		7-16-0											
4-9-0		0-0-0		0-0-0		HOME		0-0-0		0-0-0		4-9-0											
4-13-0		0-4-0		0-0-		AWAY		0-0-0		1-2-0		3-6-0											
0-1-0		0-0-0		0-0-0		NEUTRAL		0-0-0		0-0-0		0-1-0											
6-8-0		0-2-0		0-0-0		CONFERENCE		0-0-0		0-0-0		6-6-0											
1-4-0		0-2-0		0-0-0		HOME		0-0-0		0-0-0		1-2-0											
5-4-0		0-0-0		0-0-0		AWAY		0-0-0		0-0-0		5-4-0											
0-0-0		0-0-0		0-0-0		NEUTRAL		0-0-0		0-0-0		0-0-0											
RPI	S	Opponent		Score		RPI	S	Opponent		Score		RPI	S	Opponent		Score							
17	H	Missouri St.		8	13	27	A	Vanderbilt		4	7	134	A	Central Ark.		9	16						
17	H	Missouri St.		5	9							134	A	Central Ark.		9	10						
19	A	Southern Miss.		2	9							134	A	Central Ark.		9	3						
19	A	Southern Miss.		10	14							166	A	Belmont		0	3						
19	A	Southern Miss.		2	18							168	H	Indiana St.		1	9						
21	A	Indiana		3	6							168	H	Indiana St.		4	1						
												168	H	Indiana St.		3	5						
												176	H	Austin Peay		6	1						
												178	H	Murray St.		4	5						
												178	N	Murray St.		1	8						
												180	A	Bradley		0	6						
												180	A	Bradley		8	2						
												180	A	Bradley		11	1						
												182	A	Southern Ill.		2	5						
												182	A	Southern Ill.		3	8						
												182	A	Southern Ill.		2	3						
												197	A	Lipscomb		1	4						
												197	A	Lipscomb		3	4						
												197	A	Lipscomb		10	5						
												202	A	UT Martin		8	9						
												202	H	UT Martin		4	12						
												215	H	Western Mich.		3	4						
												215	H	Western Mich.		2	11						
												215	H	Western Mich.		6	5						
												217	A	SIUE		2	5						
												217	H	SIUE		7	8						
												224	A	Campbell		13	9						
LAST 10 GAMES						LAST 10 GAMES						LAST 10 GAMES											
180 A Bradley						8	2	17 H Missouri St.						8	13	215 H Western Mich.						2	11
180 A Bradley						0	6	178 H Murray St.						4	5	215 H Western Mich.						6	5
180 A Bradley						11	1	178 N Murray St.						1	8	217 A SIUE						2	5
166 A Belmont						0	3	240 H Northern Ill.						0	1	217 H SIUE						7	8
17 H Missouri St.						5	9	240 H Northern Ill.						2	5	224 A Campbell						13	9

Non-Div. I Games:	Southern Ind.	5	1
-------------------	---------------	---	---

Evansville

Evansville

Average RPI Win: 232		WON-LOST	WINNING	LAST 10	STRENGTH OF		OPP. STRENGTH	TEAM	ADJ		CONF.	ADJ CONF.					
Average RPI Loss: 167		RECORD	PCT. RANK	GAMES	SCHEDULE		OF SCHEDULE	RPI	RPI		RPI	RPI					
DIV. I ONLY		16-24-2	.40476	222	3-6-1		269	255	257	.443	256	26	26				
DIV. I NON-CONF.		9-14-2	.4	214	1-0-1		242	232	217	.46907	217	25	25				
TOTALS		RPI 1-25	RPI 26-50		W-L RECORDS		RPI 51-100		RPI 101-150		RPI 150+						
16-24-2	0-0-0	0-3-0		OVERALL		0-0-0		1-5-1		15-16-1							
4-11-1	0-0-0	0-0-0		HOME		0-0-0		1-2-1		3-9-0							
12-10-1	0-0-0	0-3-0		AWAY		0-0-0		0-0-0		12-7-1							
0-3-0	0-0-0	0-0-0		NEUTRAL		0-0-0		0-3-0		0-0-0							
9-14-2	0-0-0	0-3-0		NON-CONFERENCE		0-0-0		0-3-1		9-8-1							
1-2-1	0-0-0	0-0-0		HOME		0-0-0		0-0-1		1-2-0							
8-9-1	0-0-0	0-0-		AWAY		0-0-0		0-0-0		8-6-1							
0-3-0	0-0-0	0-0-0		NEUTRAL		0-0-0		0-3-0		0-0-0							
7-10-0	0-0-0	0-0-0		CONFERENCE		0-0-0		1-2-0		6-8-0							
3-9-0	0-0-0	0-0-0		HOME		0-0-0		1-2-0		2-7-0							
4-1-0	0-0-0	0-0-0		AWAY		0-0-0		0-0-0		4-1-0							
0-0-0	0-0-0	0-0-0		NEUTRAL		0-0-0		0-0-0		0-0-0							
RPI	S	Opponent	Score		RPI	S	Opponent	Score		RPI	S	Opponent	Score				
			30	A	UCF	6	17			107	N	Pittsburgh	5	11			
			30	A	UCF	2	7			107	N	Pittsburgh	4	6			
			30	A	UCF	0	3			107	N	Pittsburgh	2	8			
										124	H	Dartmouth	9	9			
										140	H	Canisius	2	7			
										140	H	Canisius	2	4			
										140	H	Canisius	8	3			
										155	H	Central Conn. St.	5	4			
										156	A	Davidson	8	11			
										156	A	Davidson	8	4			
										160	H	Fairfield	0	2			
										160	H	Fairfield	1	7			
										160	H	Fairfield	0	19			
										172	A	Stetson	6	10			
										172	A	Stetson	0	9			
										178	A	Murray St.	9	8			
										178	A	Murray St.	8	3			
										178	A	Murray St.	3	11			
										214	H	Monmouth	6	5			
										214	H	Monmouth	5	4			
										214	H	Monmouth	0	11			
					LAST 10 GAMES					218	H	Fordham	3	11			
			299	A	Saint Peter's	12	4	124	H	Dartmouth	9	9	225	A	Holy Cross	8	3
			299	A	Saint Peter's	17	2	160	H	Fairfield	0	19	231	H	Army West Point	4	9
			254	H	Iona	3	8	160	H	Fairfield	0	2	235	A	Ohio	4	2
			254	H	Iona	6	9	160	H	Fairfield	1	7	235	A	Ohio	4	6
			254	H	Iona	6	12	225	A	Holy Cross	8	3	235	A	Ohio	4	7

Non-Div. I Games:

Siena

RPI	S	Opponent	Score
254	H	Iona	3 8
254	H	Iona	6 9
254	H	Iona	6 12
266	A	Manhattan	12 1
266	A	Manhattan	2 1
266	A	Manhattan	4 5
289	A	Fairleigh Dickinson	9 7
298	A	NYIT	5 5
298	A	NYIT	6 0
298	A	NYIT	5 3
299	A	Saint Peter's	17 2
299	A	Saint Peter's	12 4

Average RPI Win:	243	WON-LOST RECORD	WINNING PCT. RANK	LAST 10 GAMES	STRENGTH OF SCHEDULE	OPP. STRENGTH OF SCHEDULE	TEAM RPI	ADJ RPI	CONF. RPI	ADJ CONF. RPI		
DIV. I ONLY	21-22-0	.48837	161	5-4-0	291	274	258	.44241	257	29	29	
DIV. I NON-CONF.	7-12-0	.36842	234	0-0-0	298	269	278	.41551	278	28	28	
TOTALS	RPI 1-25	RPI 26-50	W-L RECORDS	RPI 51-100	RPI 101-150	RPI 150+						
21-22-0	0-0-0	0-0-0	OVERALL	3-6-0	1-2-0	17-14-0						
8-5-0	0-0-0	0-0-0	HOME	2-2-0	0-0-0	6-3-0						
12-13-0	0-0-0	0-0-0	AWAY	1-4-0	0-0-0	11-9-0						
1-4-0	0-0-0	0-0-0	NEUTRAL	0-0-0	1-2-0	0-2-0						
7-12-0	0-0-0	0-0-0	NON-CONFERENCE	1-2-0	1-2-0	5-8-0						
0-1-0	0-0-0	0-0-0	HOME	0-1-0	0-0-0	0-0-0						
6-7-0	0-0-0	0-0-	AWAY	1-1-0	0-0-0	5-6-0						
1-4-0	0-0-0	0-0-0	NEUTRAL	0-0-0	1-2-0	0-2-0						
14-10-0	0-0-0	0-0-0	CONFERENCE	2-4-0	0-0-0	12-6-0						
8-4-0	0-0-0	0-0-0	HOME	2-1-0	0-0-0	6-3-0						
6-6-0	0-0-0	0-0-0	AWAY	0-3-0	0-0-0	6-3-0						
0-0-0	0-0-0	0-0-0	NEUTRAL	0-0-0	0-0-0	0-0-0						
RPI S	Opponent	Score	RPI S	Opponent	Score	RPI S	Opponent	Score	RPI S	Opponent	Score	
						74 A	Minnesota	3 1	133 N	St. Bonaventure	10 0	
						74 A	Minnesota	1 7	133 N	St. Bonaventure	3 10	
						74 H	Minnesota	1 6	133 N	St. Bonaventure	3 7	
						95 A	Oral Roberts	1 5	251 A	South Dakota St.	3 0	
						95 A	Oral Roberts	2 8	251 A	South Dakota St.	11 4	
						95 A	Oral Roberts	1 9	251 A	South Dakota St.	1 2	
						95 H	Oral Roberts	0 4	251 H	South Dakota St.	4 1	
						95 H	Oral Roberts	10 7	251 H	South Dakota St.	0 1	
						95 H	Oral Roberts	3 2	251 H	South Dakota St.	4 1	
									262 A	Abilene Christian	3 5	
									262 A	Abilene Christian	1 9	
									262 A	Abilene Christian	1 4	
									265 A	Northern Colo.	6 7	
									265 A	Northern Colo.	2 8	
									265 A	Northern Colo.	5 7	
									265 A	Northern Colo.	7 4	
									267 N	Massachusetts	5 9	
									268 A	Western Ill.	1 0	
									268 A	Western Ill.	1 5	
									268 A	Western Ill.	7 5	
									280 A	Omaha	1 0	
									280 A	Omaha	6 1	
									280 A	Omaha	0 10	
									280 H	Omaha	3 6	
									280 H	Omaha	1 3	
									280 H	Omaha	10 2	
									284 N	Lehigh	0 4	
Non-Div. I Games:				Valley City St.	8 3	Dakota Wesleyan				3 2	Minot St.	
Non-Div. I Games:				North Dakota St.	7 4	North Dakota St.				7 4	North Dakota St.	



RPI	S	Opponent	Score	
292	A	Mississippi Val.	7	4
292	A	Mississippi Val.	9	3
292	A	Mississippi Val.	9	6
292	A	Mississippi Val.	10	4
296	H	Fort Wayne	12	2
296	H	Fort Wayne	6	4
296	H	Fort Wayne	2	1

North Dakota St.

N  
o  
r  
t  
h  
D  
a  
k  
o  
t  
a  
S  
t  
.

N  
o  
r  
t  
h  
D  
a  
k  
o  
t  
a  
S  
t  
.

Average RPI Win:	237	WON-LOST	WINNING	LAST 10	STRENGTH OF	OPP. STRENGTH	TEAM	ADJ	CONF.	ADJ CONF.	
Average RPI Loss:	183	RECORD	PCT. RANK	GAMES	SCHEDULE	OF SCHEDULE	RPI	RPI	RPI	RPI	
DIV. I ONLY	16-29-0	.35556	247	4-6-0	263	281	259	.44197	258	30	30
DIV. I NON-CONF.	7-19-0	.26923	261	0-0-0	224	279	245	.44605	245	27	27
<hr/>											
TOTALS	RPI 1-25	RPI 26-50		W-L RECORDS		RPI 51-100		RPI 101-150		RPI 150+	
16-29-0	0-0-0	0-1-0		OVERALL		2-3-0		0-7-0		14-18-0	
4-4-0	0-0-0	0-0-0		HOME		0-0-0		0-0-0		4-4-0	
12-25-0	0-0-0	0-1-0		AWAY		2-3-0		0-7-0		10-13-0	
0-0-0	0-0-0	0-0-0		NEUTRAL		0-0-0		0-0-0		0-0-0	
7-19-0	0-0-0	0-1-0		NON-CONFERENCE		2-3-0		0-5-0		5-10-0	
0-1-0	0-0-0	0-0-0		HOME		0-0-0		0-0-0		0-1-0	
7-18-0	0-0-0	0-0-		AWAY		2-3-0		0-5-0		5-9-0	
0-0-0	0-0-0	0-0-0		NEUTRAL		0-0-0		0-0-0		0-0-0	
9-10-0	0-0-0	0-0-0		CONFERENCE		0-0-0		0-2-0		9-8-0	
4-3-0	0-0-0	0-0-0		HOME		0-0-0		0-0-0		4-3-0	
5-7-0	0-0-0	0-0-0		AWAY		0-0-0		0-2-0		5-5-0	
0-0-0	0-0-0	0-0-0		NEUTRAL		0-0-0		0-0-0		0-0-0	
RPI	S	Opponent	Score	RPI	S	Opponent	Score	RPI	S	Opponent	Score
				46	A	Rhode Island	4 6	65	A	FGCU	10 5
								65	A	FGCU	8 13
								65	A	FGCU	3 9
								65	A	FGCU	1 5
								67	A	Yale	9 6
								139	A	Hawaii	5 6
								139	A	Hawaii	2 8
								139	A	Hawaii	1 4
								139	A	Hawaii	3 6
								141	A	Bryant	5 7
								141	A	Bryant	5 8
								144	A	Hartford	8 9
								155	A	Central Conn. St.	5 11
								155	A	Central Conn. St.	5 9
								155	A	Central Conn. St.	1 9
								155	A	Central Conn. St.	1 2
								155	A	Central Conn. St.	4 3
								155	A	Central Conn. St.	6 2
								160	A	Fairfield	8 5
								206	A	Stony Brook	5 6
								206	A	Stony Brook	5 11
								206	A	Stony Brook	3 9
								206	H	Stony Brook	5 11
								218	A	Fordham	1 2
								218	A	Fordham	0 1
								218	A	Fordham	1 8
				LAST 10 GAMES				275	H	Wagner	6 4
				155	A	Central Conn. St.	5 9	297	A	Mt. St. Mary's	17 4
				155	A	Central Conn. St.	5 11	297	A	Mt. St. Mary's	19 7
				155	A	Central Conn. St.	1 9	275	H	Wagner	6 4
				297	A	Mt. St. Mary's	7 4	275	H	Wagner	3 4
				297	A	Mt. St. Mary's	0 7	275	H	Wagner	1 6
								278	A	Seattle U	3 6
								278	A	Seattle U	4 6
								278	A	Seattle U	12 5

Non-Div. I Games:

Sacred Heart

Sacred Heart

Average RPI Win:	218	WON-LOST RECORD	WINNING PCT. RANK	LAST 10 GAMES	STRENGTH OF SCHEDULE	OPP. STRENGTH OF SCHEDULE	TEAM RPI	ADJ RPI	CONF. RPI	ADJ CONF. RPI	
Average RPI Loss:	155										
DIV. I ONLY	15-30-0	.33333	257	3-7-0	209	227	260	.44146	259	25	25
DIV. I NON-CONF.	7-20-0	.25926	265	0-2-0	209	181	270	.42893	270	26	26
<hr/>											
TOTALS	RPI 1-25	RPI 26-50		W-L RECORDS		RPI 51-100		RPI 101-150		RPI 150+	
15-30-0	0-0-0	0-0-0		OVERALL		1-3-0		0-11-0		14-16-0	
7-12-0	0-0-0	0-0-0		HOME		0-3-0		0-3-0		7-6-0	
8-18-0	0-0-0	0-0-0		AWAY		1-0-0		0-8-0		7-10-0	
0-0-0	0-0-0	0-0-0		NEUTRAL		0-0-0		0-0-0		0-0-0	
7-20-0	0-0-0	0-0-0		NON-CONFERENCE		1-3-0		0-8-0		6-9-0	
4-6-0	0-0-0	0-0-0		HOME		0-3-0		0-0-0		4-3-0	
3-14-0	0-0-0	0-0-		AWAY		1-0-0		0-8-0		2-6-0	
0-0-0	0-0-0	0-0-0		NEUTRAL		0-0-0		0-0-0		0-0-0	
8-10-0	0-0-0	0-0-0		CONFERENCE		0-0-0		0-3-0		8-7-0	
3-6-0	0-0-0	0-0-0		HOME		0-0-0		0-3-0		3-3-0	
5-4-0	0-0-0	0-0-0		AWAY		0-0-0		0-0-0		5-4-0	
0-0-0	0-0-0	0-0-0		NEUTRAL		0-0-0		0-0-0		0-0-0	
RPI	S	Opponent	Score	RPI	S	Opponent	Score	RPI	S	Opponent	Score
					</						

Non-Div. I Games:

Utah Valley

RPI	S	Opponent	Score	
229	H	Sacramento St.	7	6
233	A	UTRGV	4	3
233	A	UTRGV	7	4
233	A	UTRGV	4	1
237	A	UNLV	2	10
265	A	Northern Colo.	9	5
265	A	Northern Colo.	6	1
265	A	Northern Colo.	0	7
270	H	Incarnate Word	11	8
270	H	Incarnate Word	5	0
270	H	Incarnate Word	4	6
282	H	Chicago St.	11	10
282	H	Chicago St.	4	1
282	H	Chicago St.	3	4

Utah Valley

U  
t  
a  
h  
V  
a  
l  
l  
e  
y

U  
t  
a  
h  
V  
a  
l  
l  
e  
y

**Non-Div. I Games:**

Longwood

Longwood

RPI	S	Opponent	Score	
221	H	James Madison	3	4
243	H	Norfolk St.	13	15
248	A	N.C. Central	5	3
248	H	N.C. Central	3	2
250	A	USC Upstate	5	10
264	A	Richmond	7	11
284	H	Lehigh	3	2
284	H	Lehigh	7	4
284	H	Lehigh	12	7
288	A	Savannah St.	5	4
288	A	Savannah St.	7	3
288	A	Savannah St.	15	13

Longwood

L  
o  
n  
g  
w  
o  
o  
d

L  
o  
n  
g  
w  
o  
o  
d

Average RPI Win:	198	WON-LOST RECORD	WINNING PCT. RANK	LAST 10 GAMES	STRENGTH OF SCHEDULE	OPP. STRENGTH OF SCHEDULE	TEAM RPI	ADJ RPI	CONF. RPI	ADJ CONF. RPI		
DIV. I ONLY		15-31-0	.32609	262	5-5-0	202	262	262	.4404	261	24	24
DIV. I NON-CONF.		6-14-0	.3	252	1-0-0	246	220	252	.44315	252	23	23
<hr/>												
TOTALS	RPI 1-25	RPI 26-50		W-L RECORDS		RPI 51-100		RPI 101-150		RPI 150+		
15-31-0	0-0-0	1-2-0		OVERALL		1-1-0		2-6-0		11-22-0		
7-9-0	0-0-0	0-0-0		HOME		0-1-0		1-2-0		6-6-0		
8-20-0	0-0-0	1-2-0		AWAY		1-0-0		1-4-0		5-14-0		
0-2-0	0-0-0	0-0-0		NEUTRAL		0-0-0		0-0-0		0-2-0		
<hr/>												
6-14-0	0-0-0	1-2-0		NON-CONFERENCE		1-1-0		1-2-0		3-9-0		
1-2-0	0-0-0	0-0-0		HOME		0-1-0		0-0-0		1-1-0		
5-10-0	0-0-0	1-0-		AWAY		1-0-0		1-2-0		2-6-0		
0-2-0	0-0-0	0-0-0		NEUTRAL		0-0-0		0-0-0		0-2-0		
<hr/>												
9-17-0	0-0-0	0-0-0		CONFERENCE		0-0-0		1-4-0		8-13-0		
6-7-0	0-0-0	0-0-0		HOME		0-0-0		1-2-0		5-5-0		
3-10-0	0-0-0	0-0-0		AWAY		0-0-0		0-2-0		3-8-0		
0-0-0	0-0-0	0-0-0		NEUTRAL		0-0-0		0-0-0		0-0-0		
<hr/>												
RPI S	Opponent	Score	RPI S	Opponent	Score	RPI S	Opponent	Score	RPI S	Opponent	Score	
			49 A	Georgia Tech	6 15	58 A	Kent St.	11 6	102 A	Wright St.	6 7	
			49 A	Georgia Tech	12 3	58 H	Kent St.	3 6	102 A	Wright St.	7 10	
			49 A	Georgia Tech	6 14				102 H	Wright St.	8 11	
									102 H	Wright St.	4 16	
									102 H	Wright St.	5 2	
									122 A	Morehead St.	9 23	
									140 A	Canisius	4 2	
									150 A	Ohio St.	8 12	
									153 A	Ill.-Chicago	0 3	
									153 A	Ill.-Chicago	2 10	
									153 A	Ill.-Chicago	0 1	
									153 H	Ill.-Chicago	2 6	
									153 H	Ill.-Chicago	2 23	
									168 N	Indiana St.	4 14	
									176 A	Austin Peay	2 9	
									220 A	Valparaiso	2 6	
									220 A	Valparaiso	4 3	
									220 H	Valparaiso	6 5	
									220 H	Valparaiso	9 7	
									220 H	Valparaiso	7 10	
									222 H	Oakland	5 4	
									222 H	Oakland	6 10	
									222 H	Oakland	12 4	
									228 A	Eastern Ky.	6 11	
									228 A	Eastern Ky.	3 8	
									228 A	Eastern Ky.	0 11	
									234 A	Milwaukee	5 14	

Non-Div. I Games:

Youngstown St.



RPI	S	Opponent	Score	
234	A	Milwaukee	0	3
234	A	Milwaukee	6	5
234	H	Milwaukee	5	1
234	H	Milwaukee	2	5
235	H	Ohio	5	6
238	A	Northern Ky.	8	7
238	A	Northern Ky.	8	15
238	A	Northern Ky.	3	6
264	A	Richmond	8	5
264	A	Richmond	2	5
264	A	Richmond	1	7
271	A	Bowling Green	3	1
271	H	Bowling Green	6	5
279	N	Illinois St.	7	13

Youngstown St.

Y  
o  
u  
n  
g  
s  
t  
o  
w  
n  
s  
t  
.

Y  
o  
u  
n  
g  
s  
t  
o  
w  
n  
s  
t  
.

Average RPI Win:		189	WON-LOST RECORD		WINNING PCT. RANK		LAST 10 GAMES		STRENGTH OF SCHEDULE		OPP. STRENGTH OF SCHEDULE		TEAM RPI		ADJ RPI		CONF. RPI		ADJ CONF. RPI	
DIV. I ONLY			9-33-0		.21429 292		1-8-0		60		172		263		.43927 262		12		12	
DIV. I NON-CONF.			7-11-0		.38889 223		0-4-0		23		183		177		.4869 177		13		13	
TOTALS		RPI 1-25		RPI 26-50		W-L RECORDS		RPI 51-100		RPI 101-150		RPI 150+								
9-33-0		0-1-0		0-5-0		OVERALL		1-11-0		1-14-0		7-2-0								
8-17-0		0-1-0		0-4-0		HOME		0-8-0		1-2-0		7-2-0								
1-16-0		0-0-0		0-1-0		AWAY		1-3-0		0-12-0		0-0-0								
0-0-0		0-0-0		0-0-0		NEUTRAL		0-0-0		0-0-0		0-0-0								
7-11-0		0-1-0		0-2-0		NON-CONFERENCE		1-8-0		0-0-0		6-0-0								
6-7-0		0-1-0		0-1-0		HOME		0-5-0		0-0-0		6-0-0								
1-4-0		0-0-0		0-0-		AWAY		1-3-0		0-0-0		0-0-0								
0-0-0		0-0-0		0-0-0		NEUTRAL		0-0-0		0-0-0		0-0-0								
2-22-0		0-0-0		0-3-0		CONFERENCE		0-3-0		1-14-0		1-2-0								
2-10-0		0-0-0		0-3-0		HOME		0-3-0		1-2-0		1-2-0								
0-12-0		0-0-0		0-0-0		AWAY		0-0-0		0-12-0		0-0-0								
0-0-0		0-0-0		0-0-0		NEUTRAL		0-0-0		0-0-0		0-0-0								
RPI	S	Opponent		Score		RPI	S	Opponent		Score		RPI	S	Opponent		Score				
5	H	TCU		0 3		32	A	Texas A&M		1 8		72	H	Sam Houston St.		12 19				
						44	H	McNeese		5 18		72	H	Sam Houston St.		3 14				
						44	H	McNeese		4 7		72	H	Sam Houston St.		3 13				
						44	H	McNeese		5 8		82	A	UT Arlington		9 1				
						50	H	DBU		7 11		82	H	UT Arlington		4 5				
												91	H	Michigan St.		7 19				
												91	H	Michigan St.		7 9				
												91	H	Michigan St.		2 9				
												91	H	Michigan St.		5 14				
												99	A	Kansas St.		3 14				
												99	A	Kansas St.		5 6				
												99	A	Kansas St.		1 11				

Non-Div. I Games:

Tex. Permian Basin

13 5

Baker

7 0

Tex. Permian Basin

3 2

Abilene Christian

S  
a  
n  
t  
a  
C  
l  
a  
r  
a

Santa Clara

Average RPI Win:	212	WON-LOST RECORD	WINNING PCT. RANK	LAST 10 GAMES	STRENGTH OF SCHEDULE	OPP. STRENGTH OF SCHEDULE	TEAM RPI	ADJ RPI	CONF. RPI	ADJ CONF. RPI					
Average RPI Loss:	153														
DIV. I ONLY		14-30-0	.31818	265	1-9-0	175	211	265	.4373	264	23	23			
DIV. I NON-CONF.		9-18-0	.33333	245	0-2-0	164	198	254	.44237	254	24	24			
<hr/>															
TOTALS	RPI 1-25	RPI 26-50		W-L RECORDS		RPI 51-100		RPI 101-150		RPI 150+					
14-30-0	0-3-0	1-4-0		OVERALL		0-3-0		1-2-0		12-18-0					
9-15-0	0-0-0	1-3-0		HOME		0-2-0		1-0-0		7-10-0					
4-14-0	0-3-0	0-0-0		AWAY		0-1-0		0-2-0		4-8-0					
1-1-0	0-0-0	0-1-0		NEUTRAL		0-0-0		0-0-0		1-0-0					
9-18-0	0-3-0	0-2-0		NON-CONFERENCE		0-3-0		1-0-0		8-10-0					
7-8-0	0-0-0	0-1-0		HOME		0-2-0		1-0-0		6-5-0					
1-9-0	0-3-0	0-0-		AWAY		0-1-0		0-0-0		1-5-0					
1-1-0	0-0-0	0-1-0		NEUTRAL		0-0-0		0-0-0		1-0-0					
5-12-0	0-0-0	1-2-0		CONFERENCE		0-0-0		0-2-0		4-8-0					
2-7-0	0-0-0	1-2-0		HOME		0-0-0		0-0-0		1-5-0					
3-5-0	0-0-0	0-0-0		AWAY		0-0-0		0-2-0		3-3-0					
0-0-0	0-0-0	0-0-0		NEUTRAL		0-0-0		0-0-0		0-0-0					
RPI	S	Opponent	Score	RPI	S	Opponent	Score	RPI	S	Opponent	Score				
2	A	North Carolina	4 5	31	N	St. John's (NY)	3 7	63	A	Coastal Caro.	5 8	115	H	Cornell	8 7
22	A	Texas	0 9	41	H	Binghamton	0 15	91	H	Michigan St.	4 13	133	A	St. Bonaventure	5 6
24	A	Maryland	11 12	46	H	Rhode Island	7 6	98	H	William & Mary	10 11	133	A	St. Bonaventure	2 7
				46	H	Rhode Island	5 16					175	H	George Washington	4 10
				46	H	Rhode Island	1 5					175	H	George Washington	8 5
												175	H	George Washington	2 4
												186	N	N.C. A&T	3 1
												192	A	Texas St.	2 13
												192	A	Texas St.	3 18
												192	A	Texas St.	5 6
												196	H	Toledo	15 9
												196	H	Toledo	4 6
												199	A	VMI	3 6
												205	H	UNC Asheville	4 2
												205	H	UNC Asheville	5 3
												205	H	UNC Asheville	1 4
												208	H	George Mason	3 4
												208	H	George Mason	3 12
												208	H	George Mason	6 7
												221	A	James Madison	7 9
												224	H	Campbell	4 5
												243	H	Norfolk St.	8 10
												244	A	Saint Joseph's	0 1
												244	A	Saint Joseph's	10 2
												244	A	Saint Joseph's	1 2
												244	A	Saint Joseph's	10 2
												260	H	Longwood	11 7
												261	H	Youngstown St.	5 8
						</									

Non-Div. I Games:

Richmond

RPI	S	Opponent	Score	
261	H	Youngstown St.	5	2
261	H	Youngstown St.	7	1
269	A	Dayton	10	5
269	A	Dayton	5	6
269	A	Dayton	11	1
270	A	Incarnate Word	7	5

Richmond

R  
i  
c  
h  
m  
o  
n  
d

R  
i  
c  
h  
m  
o  
n  
d

Average RPI Win: 242		WON-LOST	WINNING	LAST 10	STRENGTH OF		OPP. STRENGTH	TEAM	ADJ	CONF.	ADJ CONF.
Average RPI Loss: 154		RECORD	PCT. RANK	GAMES	SCHEDULE		OF SCHEDULE	RPI	RPI	RPI	RPI
DIV. I ONLY		13-24-0	.35135	248	1-8-0		198	259	255	.43687	265
DIV. I NON-CONF.		8-11-0	.42105	205	0-0-0		196	255	203	.4698	215
TOTALS		RPI 1-25	RPI 26-50		W-L RECORDS		RPI 51-100		RPI 101-150		RPI 150+
13-24-0		0-0-0	0-2-0		OVERALL		0-2-0		1-11-0		12-9-0
9-5-0		0-0-0	0-0-0		HOME		0-0-0		0-0-0		9-5-0
4-17-0		0-0-0	0-2-0		AWAY		0-0-0		1-11-0		3-4-0
0-2-0		0-0-0	0-0-0		NEUTRAL		0-2-0		0-0-0		0-0-0
8-11-0		0-0-0	0-2-0		NON-CONFERENCE		0-2-0		1-5-0		7-2-0
4-1-0		0-0-0	0-0-0		HOME		0-0-0		0-0-0		4-1-0
4-8-0		0-0-0	0-0-		AWAY		0-0-0		1-5-0		3-1-0
0-2-0		0-0-0	0-0-0		NEUTRAL		0-2-0		0-0-0		0-0-0
5-13-0		0-0-0	0-0-0		CONFERENCE		0-0-0		0-6-0		5-7-0
5-4-0		0-0-0	0-0-0		HOME		0-0-0		0-0-0		5-4-0
0-9-0		0-0-0	0-0-0		AWAY		0-0-0		0-6-0		0-3-0
0-0-0		0-0-0	0-0-0		NEUTRAL		0-0-0		0-0-0		0-0-0
RPI	S	Opponent	Score	RPI	S	Opponent	Score	RPI	S	Opponent	Score
				42	A	Nebraska	2 12	61	N	BYU	9 10
				42	A	Nebraska	2 8	61	N	BYU	0 6
										112	A New Mexico St.
										112	A New Mexico St.
										112	A New Mexico St.
										121	A Grand Canyon
										121	A Grand Canyon
										121	A Grand Canyon
										146	A Wichita St.
										146	A Wichita St.
										147	A San Francisco
										147	A San Francisco
										147	A San Francisco
										147	A San Francisco
										162	A CSU Bakersfield
										162	A CSU Bakersfield
										162	A CSU Bakersfield
										209	H Air Force
										229	H Sacramento St.
										229	H Sacramento St.
										229	H Sacramento St.
										232	A San Jose St.
										232	A San Jose St.
				LAST 10 GAMES						257	H North Dakota St.
				162	A	CSU Bakersfield	3 14	259	H	Utah Valley	1 6
				162	A	CSU Bakersfield	1 10	112	A	New Mexico St.	2 6
				162	A	CSU Bakersfield	0 6	112	A	New Mexico St.	4 7
				259	H	Utah Valley	5 9	112	A	New Mexico St.	3 10
				259	H	Utah Valley	7 0	209	H	Air Force	9 8
Non-Div. I Games:		San Fran. St.	12 4	UC-Colo. Springs	10 6	Regis (CO)	4 5	MSU Denver		8 6	
		MSU Denver	1 2	MSU Denver	0 4	Northern Colo.					

RPI	S	Opponent	Score	
259	H	Utah Valley	5	9
278	H	Seattle U	12	14
278	H	Seattle U	1	10
278	H	Seattle U	11	10
280	A	Omaha	9	4
280	A	Omaha	7	3

Northern Colo.

N  
o  
r  
t  
h  
e  
r  
n  
C  
o  
l  
o  
.

N  
o  
r  
t  
h  
e  
r  
n  
C  
o  
l  
o  
.

Average RPI Win:	220	WON-LOST	WINNING	LAST 10	STRENGTH OF	OPP. STRENGTH	TEAM	ADJ	CONF.	ADJ CONF.	
Average RPI Loss:	178	RECORD	PCT. RANK	GAMES	SCHEDULE	OF SCHEDULE	RPI	RPI	RPI	RPI	
DIV. I ONLY	14-31-0	.31111	268	5-5-0	235	250	266	.4368	266	26	26
DIV. I NON-CONF.	6-21-0	.22222	273	1-1-0	239	172	272	.42775	272	25	25
<hr/>											
TOTALS	RPI 1-25	RPI 26-50		W-L RECORDS		RPI 51-100		RPI 101-150		RPI 150+	
14-31-0	0-0-0	0-3-0		OVERALL		1-5-0		0-0-0		13-23-0	
4-8-0	0-0-0	0-0-0		HOME		0-0-0		0-0-0		4-8-0	
9-21-0	0-0-0	0-3-0		AWAY		1-5-0		0-0-0		8-13-0	
1-2-0	0-0-0	0-0-0		NEUTRAL		0-0-0		0-0-0		1-2-0	
6-21-0	0-0-0	0-3-0		NON-CONFERENCE		1-5-0		0-0-0		5-13-0	
0-3-0	0-0-0	0-0-0		HOME		0-0-0		0-0-0		0-3-0	
5-16-0	0-0-0	0-0-		AWAY		1-5-0		0-0-0		4-8-0	
1-2-0	0-0-0	0-0-0		NEUTRAL		0-0-0		0-0-0		1-2-0	
8-10-0	0-0-0	0-0-0		CONFERENCE		0-0-0		0-0-0		8-10-0	
4-5-0	0-0-0	0-0-0		HOME		0-0-0		0-0-0		4-5-0	
4-5-0	0-0-0	0-0-0		AWAY		0-0-0		0-0-0		4-5-0	
0-0-0	0-0-0	0-0-0		NEUTRAL		0-0-0		0-0-0		0-0-0	
RPI	S	Opponent	Score	RPI	S	Opponent	Score	RPI	S	Opponent	Score
30	A	UCF	3 13	78	A	FIU	3 2	160	A	Fairfield	13 6
30	A	UCF	2 7	78	A	FIU	3 7	160	A	Fairfield	0 6
30	A	UCF	1 10	78	A	FIU	3 5	160	A	Fairfield	4 6
				78	A	FIU	1 5	165	N	UMass Lowell	1 10
				85	A	Seton Hall	2 7	165	N	UMass Lowell	2 5
				85	A	Seton Hall	3 7	194	A	Albany (NY)	3 7
								194	H	Albany (NY)	5 16
								195	H	Niagara	4 2
								195	H	Niagara	2 10
								195	H	Niagara	6 5
								206	A	Stony Brook	10 11
								210	A	Maine	13 18
								210	A	Maine	6 4
								210	A	Maine	1 3
								210	A	Maine	6 10
								218	A	Fordham	4 8
								218	A	Fordham	4 2
								231	A	Army West Point	5 7
								231	A	Army West Point	8 6
								239	H	Quinnipiac	7 2
								239	H	Quinnipiac	0 3
								239	H	Quinnipiac	0 4
				LAST 10 GAMES				239	H	Quinnipiac	0 4
				239	H	Quinnipiac	7 2	244	A	Rider	7 5
				239	H	Quinnipiac	0 3	244	A	Rider	1 6
				239	H	Quinnipiac	0 4	273	A	Hofstra	6 3
				194	A	Albany (NY)	3 7	254	A	Iona	1 4
				244	A	Rider	1 6	254	A	Iona	4 1
								252	A	LIU Brooklyn	2 11
								252	H	LIU Brooklyn	3 11

Non-Div. I Games:

Manhattan



RPI	S	Opponent	Score	
254	A	Iona	4	1
254	A	Iona	2	5
254	A	Iona	1	4
256	H	Siena	1	2
256	H	Siena	1	12
256	H	Siena	5	4
273	A	Hofstra	6	3
273	H	Hofstra	2	8
284	N	Lehigh	16	0

## Manhattan

**Non-Div. I Games:**

Massachusetts

RPI	S	Opponent	Score	
247	N	Bucknell	1	3
257	N	North Dakota St.	9	5
269	H	Dayton	3	0
269	H	Dayton	2	7
269	H	Dayton	2	5
277	A	La Salle	3	0
277	A	La Salle	6	2
277	A	La Salle	3	4

Massachusetts

M  
a  
s  
s  
a  
c  
h  
u  
s  
e  
t  
t  
s

M  
a  
s  
s  
a  
c  
h  
u  
s  
e  
t  
t  
s

Average RPI Win:		249	WON-LOST RECORD		WINNING PCT. RANK		LAST 10 GAMES		STRENGTH OF SCHEDULE		OPP. STRENGTH OF SCHEDULE		TEAM RPI		ADJ RPI		CONF. RPI		ADJ CONF. RPI	
DIV. I ONLY			16-25-0		.39024	232	7-3-0		279		264		268		.43529	268	29		29	
DIV. I NON-CONF.			4-15-0		.21053	277	3-0-0		150		135		255		.4421	255	28		28	
TOTALS		RPI 1-25		RPI 26-50		W-L RECORDS		RPI 51-100		RPI 101-150		RPI 150+								
16-25-0		0-4-0		0-0-0		OVERALL		2-3-0		0-4-0		14-14-0								
8-4-0		0-0-0		0-0-0		HOME		1-0-0		0-0-0		7-4-0								
8-19-0		0-2-0		0-0-0		AWAY		1-3-0		0-4-0		7-10-0								
0-2-0		0-2-0		0-0-0		NEUTRAL		0-0-0		0-0-0		0-0-0								
4-15-0		0-4-0		0-0-0		NON-CONFERENCE		1-1-0		0-4-0		3-6-0								
2-0-0		0-0-0		0-0-0		HOME		1-0-0		0-0-0		1-0-0								
2-13-0		0-2-0		0-0-		AWAY		0-1-0		0-4-0		2-6-0								
0-2-0		0-2-0		0-0-0		NEUTRAL		0-0-0		0-0-0		0-0-0								
12-10-0		0-0-0		0-0-0		CONFERENCE		1-2-0		0-0-0		11-8-0								
6-4-0		0-0-0		0-0-0		HOME		0-0-0		0-0-0		6-4-0								
6-6-0		0-0-0		0-0-0		AWAY		1-2-0		0-0-0		5-4-0								
0-0-0		0-0-0		0-0-0		NEUTRAL		0-0-0		0-0-0		0-0-0								
RPI	S	Opponent		Score		RPI	S	Opponent		Score		RPI	S	Opponent		Score				
3	N	Texas Tech		1	15			88	A	Iowa	1	4	127	A	Southeast Mo. St.		4	5		
3	N	Texas Tech		5	13			88	H	Iowa	7	5	127	A	Southeast Mo. St.		1	5		
16	A	Mississippi St.		2	8			95	A	Oral Roberts	5	2	127	A	Southeast Mo. St.		2	22		
16	A	Mississippi St.		9	10			95	A	Oral Roberts	0	3	148	A	Saint Louis		6	7		
								95	A	Oral Roberts	0	1	182	A	Southern Ill.		2	3		
													182	A	Southern Ill.		6	8		
													182	A	Southern Ill.		2	12		
													217	A	SIUE		3	9		
													217	H	SIUE		21	4		
													251	A	South Dakota St.		8	18		
													251	A	South Dakota St.		7	8		
													251	A	South Dakota St.		7	5		
													251	H	South Dakota St.		7	2		
													251	H	South Dakota St.		8	4		
													251	H	South Dakota St.		5	13		
													257	H	North Dakota St.		0	1		
													257	H	North Dakota St.		5	1		
													257	H	North Dakota St.		5	7		
													269	A	Dayton		7	5		
													269	A	Dayton		1	4		
													269	A	Dayton		0	6		
													279	A	Illinois St.		4	1		
													280	A	Omaha		11	10		
													280	A	Omaha		14	4		
													280	A	Omaha		2	4		
													280	H	Omaha		3	1		
													296	A	Fort Wayne		15	5		

<b>Non-Div. I Games:</b>	<b>St. Ambrose</b>	<b>9</b>	<b>0</b>	<b>Robert Morris-Peoria</b>	<b>12</b>	<b>1</b>
--------------------------	--------------------	----------	----------	-----------------------------	-----------	----------

Western Ill.

Western Illinois.

Western Illinois.

Western Ill.

Average RPI Win: 208		WON-LOST RECORD	WINNING PCT. RANK		LAST 10 GAMES	STRENGTH OF SCHEDULE	OPP. STRENGTH OF SCHEDULE	TEAM RPI	ADJ RPI		CONF. RPI	ADJ CONF. RPI					
Average RPI Loss: 181																	
DIV. I ONLY		16-30-0	.34783	251	5-5-0	241	243	269	.43444	269	23	23					
DIV. I NON-CONF.		10-18-0	.35714	238	0-1-0	261	256	264	.43394	264	24	24					
<hr/>																	
TOTALS		RPI 1-25		RPI 26-50		W-L RECORDS		RPI 51-100		RPI 101-150		RPI 150+					
16-30-0		0-1-0		0-0-0		OVERALL		0-1-0		5-12-0		11-16-0					
8-10-0		0-0-0		0-0-0		HOME		0-0-0		3-2-0		5-8-0					
6-17-0		0-0-0		0-0-0		AWAY		0-0-0		2-10-0		4-7-0					
2-3-0		0-1-0		0-0-0		NEUTRAL		0-1-0		0-0-0		2-1-0					
10-18-0		0-1-0		0-0-0		NON-CONFERENCE		0-1-0		2-6-0		8-10-0					
5-4-0		0-0-0		0-0-0		HOME		0-0-0		1-1-0		4-3-0					
3-11-0		0-0-0		0-0-		AWAY		0-0-0		1-5-0		2-6-0					
2-3-0		0-1-0		0-0-0		NEUTRAL		0-1-0		0-0-0		2-1-0					
6-12-0		0-0-0		0-0-0		CONFERENCE		0-0-0		3-6-0		3-6-0					
3-6-0		0-0-0		0-0-0		HOME		0-0-0		2-1-0		1-5-0					
3-6-0		0-0-0		0-0-0		AWAY		0-0-0		1-5-0		2-1-0					
0-0-0		0-0-0		0-0-0		NEUTRAL		0-0-0		0-0-0		0-0-0					
RPI	S	Opponent		Score		RPI	S	Opponent		Score		RPI	S	Opponent		Score	
24	N	Maryland		2	11							98	N	William & Mary		0	7
												102	A	Wright St.		4	5
												106	H	VCU		1	9
												106	H	VCU		7	6
												106	H	VCU		4	2
												123	A	Furman		12	11
												123	A	Furman		3	9
												123	A	Furman		7	9
												133	A	St. Bonaventure		14	18
												133	A	St. Bonaventure		4	6
												133	A	St. Bonaventure		0	9
												136	A	Ball St.		0	6
												136	A	Ball St.		3	4
												136	H	Ball St.		3	2
												136	H	Ball St.		2	10
												148	A	Saint Louis		6	5
												148	A	Saint Louis		3	5
												148	A	Saint Louis		2	4
												161	A	Butler		0	4
												165	N	UMass Lowell		13	8
												191	N	Georgetown		8	7
												196	H	Toledo		7	11
												205	N	UNC Asheville		6	12
												208	H	George Mason		6	8
												208	H	George Mason		5	10
												208	H	George Mason		1	7
												228	A	Eastern Ky.		3	2
												230	A	Miami (OH)		6	7
<hr/>																	
LAST 10 GAMES																	
						106	H	VCU		7	6	267	A	Massachusetts		5	2
						106	H	VCU		4	2	161	A	Butler		0	4
						106	H	VCU		1	9	148	A	Saint Louis		3	5
						267	A	Massachusetts		0	3	148	A	Saint Louis		6	5
						267	A	Massachusetts		7	2	148	A	Saint Louis		2	4

Non-Div. I Games:

Dayton

RPI	S	Opponent	Score	
230	H	Miami (OH)	9	16
235	A	Ohio	2	5
238	H	Northern Ky.	10	3
250	A	USC Upstate	20	21
264	H	Richmond	5	10
264	H	Richmond	1	11
264	H	Richmond	6	5
267	A	Massachusetts	5	2
267	A	Massachusetts	0	3
267	A	Massachusetts	7	2
268	H	Western Ill.	4	1
268	H	Western Ill.	5	7
268	H	Western Ill.	6	0
271	H	Bowling Green	3	1
279	A	Illinois St.	2	4
279	A	Illinois St.	10	2
279	A	Illinois St.	2	7

D  
a  
y  
t  
o  
n

D  
a  
y  
t  
o  
n





RPI	S	Opponent	Score	
223	A	Northwestern St.	2	0
233	H	UTRGV	4	6
259	A	Utah Valley	8	11
259	A	Utah Valley	0	5
259	A	Utah Valley	6	4
262	A	Abilene Christian	5	4
262	A	Abilene Christian	6	3
262	A	Abilene Christian	0	5
264	H	Richmond	5	7
272	H	Texas Southern	7	5
272	H	Texas Southern	17	9
280	H	Omaha	12	11
280	H	Omaha	3	0
280	H	Omaha	9	6
285	A	Prairie View	17	4
285	H	Prairie View	11	1
291	H	Lafayette	6	5
291	N	Lafayette	4	3

Incarnate Word

I  
n  
c  
a  
r  
n  
a  
t  
e  
W  
o  
r  
d

I  
n  
c  
a  
r  
n  
a  
t  
e  
W  
o  
r  
d

Average RPI Win:	191	WON-LOST RECORD	WINNING PCT. RANK	LAST 10 GAMES		STRENGTH OF SCHEDULE	OPP. STRENGTH OF SCHEDULE	TEAM RPI	ADJ RPI	CONF. RPI	ADJ CONF. RPI	
DIV. I ONLY		12-30-0	.28571	276	3-7-0	220	214	271	.43128	271	21	21
DIV. I NON-CONF.		4-15-0	.21053	277	0-0-0	147	240	261	.43483	261	18	18
<hr/>												
TOTALS	RPI 1-25	RPI 26-50		W-L RECORDS		RPI 51-100		RPI 101-150		RPI 150+		
12-30-0	0-0-0	0-3-0		OVERALL		1-1-0		2-9-0		9-17-0		
4-9-0	0-0-0	0-0-0		HOME		1-0-0		1-2-0		2-7-0		
5-20-0	0-0-0	0-3-0		AWAY		0-1-0		1-7-0		4-9-0		
3-1-0	0-0-0	0-0-0		NEUTRAL		0-0-0		0-0-0		3-1-0		
<hr/>												
4-15-0	0-0-0	0-3-0		NON-CONFERENCE		0-0-0		1-4-0		3-8-0		
0-3-0	0-0-0	0-0-0		HOME		0-0-0		0-0-0		0-3-0		
1-11-0	0-0-0	0-0-		AWAY		0-0-0		1-4-0		0-4-0		
3-1-0	0-0-0	0-0-0		NEUTRAL		0-0-0		0-0-0		3-1-0		
<hr/>												
8-15-0	0-0-0	0-0-0		CONFERENCE		1-1-0		1-5-0		6-9-0		
4-6-0	0-0-0	0-0-0		HOME		1-0-0		1-2-0		2-4-0		
4-9-0	0-0-0	0-0-0		AWAY		0-1-0		0-3-0		4-5-0		
0-0-0	0-0-0	0-0-0		NEUTRAL		0-0-0		0-0-0		0-0-0		
<hr/>												
RPI	S	Opponent	Score	RPI	S	Opponent	Score	RPI	S	Opponent	Score	
				32	A	Texas A&M	1 15	58	A	Kent St.	0 3	
				32	A	Texas A&M	5 16	58	H	Kent St.	9 3	
				32	A	Texas A&M	2 19					
										104	A Jacksonville St.	0 5
										120	A Middle Tenn.	8 20
										122	A Morehead St.	6 9
										122	A Morehead St.	6 5
										122	A Morehead St.	7 11
										136	A Ball St.	6 13
										136	A Ball St.	5 23
										136	A Ball St.	4 7
										138	H Central Mich.	7 8
										138	H Central Mich.	3 2
										138	H Central Mich.	2 8
										166	A Belmont	5 7
										195	H Niagara	1 3
										195	H Niagara	2 3
										196	H Toledo	4 20
										196	H Toledo	4 8
										196	H Toledo	5 4
										197	A Lipscomb	0 2
										200	N Georgia St.	4 1
										200	N Georgia St.	6 3
										204	A Eastern Mich.	6 7
										204	A Eastern Mich.	6 2
										204	A Eastern Mich.	0 3
										230	H Miami (OH)	4 10
										230	H Miami (OH)	3 1
										230	H Miami (OH)	6 9
										231	N Army West Point	0 5

**Non-Div. I Games:**

Bowling Green

RPI	S	Opponent	Score	
231	N	Army West Point	5	0
235	A	Ohio	4	9
235	A	Ohio	5	4
235	A	Ohio	1	9
240	A	Northern Ill.	0	11
240	A	Northern Ill.	7	4
240	A	Northern Ill.	9	1
261	A	Youngstown St.	5	6
261	H	Youngstown St.	1	3
269	A	Dayton	1	3

Bowling Green

B  
o  
w  
l  
i  
n  
g  
G  
r  
e  
e  
n

B  
o  
w  
l  
i  
n  
g  
G  
r  
e  
e  
n

Average RPI Win:		266	WON-LOST RECORD		WINNING PCT. RANK		LAST 10 GAMES		STRENGTH OF SCHEDULE		OPP. STRENGTH OF SCHEDULE		TEAM RPI		ADJ RPI		CONF. RPI		ADJ CONF. RPI				
Average RPI Loss:		188																					
DIV. I ONLY			16-31-0		.34043	255	3-7-0		268		290		272		.42689	272	31		31				
DIV. I NON-CONF.			2-19-0		.09524	296	0-5-0		118		120		273		.42607	273	31		31				
TOTALS		RPI 1-25		RPI 26-50		W-L RECORDS		RPI 51-100		RPI 101-150		RPI 150+											
16-31-0		0-2-0		0-1-0		OVERALL		0-4-0		1-4-0		15-20-0											
9-2-0		0-0-0		0-0-0		HOME		0-0-0		0-0-0		9-2-0											
7-28-0		0-0-0		0-1-0		AWAY		0-4-0		1-4-0		6-16-0											
0-1-0		0-0-0		0-0-0		NEUTRAL		0-0-0		0-0-0		0-1-0											
2-19-0		0-2-0		0-1-0		NON-CONFERENCE		0-4-0		1-4-0		1-8-0											
0-0-0		0-0-0		0-0-0		HOME		0-0-0		0-0-0		0-0-0											
2-19-0		0-2-0		0-0-		AWAY		0-4-0		1-4-0		1-8-0											
0-0-0		0-0-0		0-0-0		NEUTRAL		0-0-0		0-0-0		0-0-0											
14-12-0		0-0-0		0-0-0		CONFERENCE		0-0-0		0-0-0		14-12-0											
9-2-0		0-0-0		0-0-0		HOME		0-0-0		0-0-0		9-2-0											
5-9-0		0-0-0		0-0-0		AWAY		0-0-0		0-0-0		5-9-0											
0-1-0		0-0-0		0-0-0		NEUTRAL		0-0-0		0-0-0		0-1-0											
RPI	S	Opponent		Score		RPI	S	Opponent		Score		RPI	S	Opponent		Score		RPI	S	Opponent		Score	
3	A	Texas Tech		7	14	29	A	Houston		3	16	62	A	Kansas		4	20	119	A	Lamar University		2	5
3	A	Texas Tech		4	8							62	A	Kansas		0	10	119	A	Lamar University		2	3
												62	A	Kansas		4	8	131	A	Houston Baptist		4	1
												62	A	Kansas		2	11	143	A	SFA		0	14
																		143	A	SFA		0	7
																		159	A	Nicholls St.		3	2
																		159	A	Nicholls St.		1	10
																		159	A	Nicholls St.		1	2
																		219	A	Jackson St.		1	11
																		219	A	Jackson St.		4	12
																		219	N	Jackson St.		0	15
																		233	A	UTRGV		4	5
																		233	A	UTRGV		0	9
																		233	A	UTRGV		4	11
																		233	A	UTRGV		2	12
																		270	A	Incarnate Word		5	7
																		270	A	Incarnate Word		9	17
																		276	A	Grambling		3	13
																		276	A	Grambling		11	7
																		276	A	Grambling		1	7
																		276	H	Grambling		12	11
																		276	H	Grambling		5	6
																		276	H	Grambling		6	5
																		283	A	Ark.-Pine Bluff		3	4
																		283	A	Ark.-Pine Bluff		7	2
																		283	A	Ark.-Pine Bluff		9	5
																		283	H	Ark.-Pine Bluff		7	4
				LAST 10 GAMES																			
						62	A	Kansas		0	10	276	A	Grambling		3	13	276	H	Grambling		6	5
						62	A	Kansas		4	8	276	A	Grambling		1	7	283	A	Ark.-Pine Bluff		3	4
						62	A	Kansas		2	11	119	A	Lamar University		2	3	283	A	Ark.-Pine Bluff		7	2
						62	A	Kansas		4	20	283	A	Ark.-Pine Bluff		7	2	283	A	Ark.-Pine Bluff		9	5
						276	A	Grambling		11	7	283	A	Ark.-Pine Bluff		9	5	283	H	Ark.-Pine Bluff		7	4

Non-Div. I Games:

Texas Southern

RPI	S	Opponent	Score	
283	H	Ark.-Pine Bluff	11	14
283	H	Ark.-Pine Bluff	9	5
285	A	Prairie View	6	4
285	A	Prairie View	8	0
285	A	Prairie View	2	3
285	H	Prairie View	8	6
285	H	Prairie View	8	4
285	H	Prairie View	3	0
294	A	Southern U.	6	8
294	A	Southern U.	11	12
294	A	Southern U.	5	8
294	H	Southern U.	9	1
294	H	Southern U.	11	1

Texas Southern

T  
e  
x  
a  
s  
S  
o  
u  
t  
h  
e  
r  
n

T  
e  
x  
a  
s  
S  
o  
u  
t  
h  
e  
r  
n

Average RPI Win: 213		WON-LOST RECORD		WINNING PCT. RANK		LAST 10 GAMES		STRENGTH OF SCHEDULE		OPP. STRENGTH OF SCHEDULE		TEAM RPI		ADJ RPI		CONF. RPI		ADJ CONF. RPI	
Average RPI Loss: 163																			
DIV. I ONLY		12-32-0		.27273 278		4-6-0		207		233		273		.42621 273		22		22	
DIV. I NON-CONF.		6-20-0		.23077 271		0-2-0		208		261		276		.42167 275		22		22	
TOTALS		RPI 1-25		RPI 26-50		W-L RECORDS		RPI 51-100		RPI 101-150		RPI 150+							
12-32-0		0-1-0		0-3-0		OVERALL		0-1-0		1-3-0		11-24-0							
5-10-0		0-0-0		0-1-0		HOME		0-0-0		0-0-0		5-9-0							
6-16-0		0-1-0		0-2-0		AWAY		0-0-0		1-3-0		5-10-0							
1-6-0		0-0-0		0-0-0		NEUTRAL		0-1-0		0-0-0		1-5-0							
6-20-0		0-1-0		0-3-0		NON-CONFERENCE		0-1-0		1-3-0		5-12-0							
1-5-0		0-0-0		0-1-0		HOME		0-0-0		0-0-0		1-4-0							
4-9-0		0-1-0		0-0-		AWAY		0-0-0		1-3-0		3-3-0							
1-6-0		0-0-0		0-0-0		NEUTRAL		0-1-0		0-0-0		1-5-0							
6-12-0		0-0-0		0-0-0		CONFERENCE		0-0-0		0-0-0		6-12-0							
4-5-0		0-0-0		0-0-0		HOME		0-0-0		0-0-0		4-5-0							
2-7-0		0-0-0		0-0-0		AWAY		0-0-0		0-0-0		2-7-0							
0-0-0		0-0-0		0-0-0		NEUTRAL		0-0-0		0-0-0		0-0-0							
RPI S	Opponent	Score		RPI S	Opponent	Score		RPI S	Opponent	Score		RPI S	Opponent	Score					
14 A	LSU	1	8	31 A	St. John's (NY)	3	14	59 N	Louisiana	0	1	109 A	Troy	7	16				
				31 H	St. John's (NY)	1	4					109 A	Troy	1	7				
				34 A	Southeastern La.	1	11					109 A	Troy	9	5				
												109 A	Troy	0	4				
												157 H	UNCW	4	7				
												157 H	UNCW	7	20				
												157 H	UNCW	6	3				
												158 A	Col. of Charleston	1	12				
												158 A	Col. of Charleston	2	4				
												158 A	Col. of Charleston	2	1				
												159 A	Nicholls St.	10	3				
												160 H	Fairfield	11	17				
												164 A	Delaware	7	17				
												164 A	Delaware	4	11				
												164 A	Delaware	4	8				
												178 N	Murray St.	1	5				
												190 A	Northeastern	5	2				
												190 A	Northeastern	4	5				
												190 A	Northeastern	4	8				
												193 H	Elon	7	4				
												193 H	Elon	5	4				
												193 H	Elon	1	8				
												194 N	Albany (NY)	1	3				
												194 N	Albany (NY)	3	4				
												194 N	Albany (NY)	6	7				
												207 A	Charleston So.	7	8				
												207 A	Charleston So.	3	9				
LAST 10 GAMES																			
				193 H	Elon	5	4	190 A	Northeastern	4	5	194 N	Albany (NY)	1	3				
				193 H	Elon	7	4	190 A	Northeastern	4	8	194 N	Albany (NY)	3	4				
				193 H	Elon	1	8	266 H	Manhattan	3	6	194 N	Albany (NY)	6	7				
				218 H	Fordham	4	7	157 H	UNCW	7	20	207 A	Charleston So.	7	8				
				190 A	Northeastern	5	2	157 H	UNCW	6	3	207 A	Charleston So.	3	9				

Non-Div. I Games: LIU Post 3 1

Hofstra

RPI	S	Opponent	Score	
207	A	Charleston So.	1	4
218	H	Fordham	4	7
242	H	Towson	11	5
242	H	Towson	2	10
242	H	Towson	6	12
252	H	LIU Brooklyn	6	9
266	A	Manhattan	8	2
266	H	Manhattan	3	6
276	N	Grambling	7	8
294	N	Southern U.	4	2
298	A	NYIT	6	5
298	H	NYIT	14	3

Hofstra

H  
o  
f  
s  
t  
r  
a

H  
o  
f  
s  
t  
r  
a

Average RPI Win: 267		WON-LOST	WINNING	LAST 10	STRENGTH OF		OPP. STRENGTH	TEAM	ADJ		CONF.	ADJ CONF.
Average RPI Loss: 239		RECORD	PCT. RANK	GAMES	SCHEDULE		OF SCHEDULE	RPI	RPI		RPI	RPI
DIV. I ONLY		19-22-0	.46341	182	7-3-0		292	298	274		27	27
DIV. I NON-CONF.		5-12-0	.29412	255	0-1-0		281	281	280		29	29
TOTALS		RPI 1-25	RPI 26-50		W-L RECORDS		RPI 51-100		RPI 101-150		RPI 150+	
19-22-0		0-0-0	0-0-0		OVERALL		0-0-0		0-0-0		19-22-0	
9-7-0		0-0-0	0-0-0		HOME		0-0-0		0-0-0		9-7-0	
10-14-0		0-0-0	0-0-0		AWAY		0-0-0		0-0-0		10-14-0	
0-1-0		0-0-0	0-0-0		NEUTRAL		0-0-0		0-0-0		0-1-0	
5-12-0		0-0-0	0-0-0		NON-CONFERENCE		0-0-0		0-0-0		5-12-0	
2-2-0		0-0-0	0-0-0		HOME		0-0-0		0-0-0		2-2-0	
3-9-0		0-0-0	0-0-		AWAY		0-0-0		0-0-0		3-9-0	
0-1-0		0-0-0	0-0-0		NEUTRAL		0-0-0		0-0-0		0-1-0	
14-10-0		0-0-0	0-0-0		CONFERENCE		0-0-0		0-0-0		14-10-0	
7-5-0		0-0-0	0-0-0		HOME		0-0-0		0-0-0		7-5-0	
7-5-0		0-0-0	0-0-0		AWAY		0-0-0		0-0-0		7-5-0	
0-0-0		0-0-0	0-0-0		NEUTRAL		0-0-0		0-0-0		0-0-0	
RPI S	Opponent	Score	RPI S	Opponent	Score	RPI S	Opponent	Score	RPI S	Opponent	Score	
									164 A	Delaware	5	15
									175 A	George Washington	6	9
									175 H	George Washington	4	12
									184 A	Navy	2	3
									184 H	Navy	0	18
									207 A	Charleston So.	1	3
									207 A	Charleston So.	9	2
									207 A	Charleston So.	2	3
									236 A	The Citadel	7	1
									236 A	The Citadel	0	4
									236 A	The Citadel	5	6
									242 A	Towson	6	7
									242 H	Towson	8	1
									243 A	Norfolk St.	3	1
									243 A	Norfolk St.	5	4
									243 A	Norfolk St.	0	5
									243 A	Norfolk St.	6	4
									243 A	Norfolk St.	4	2
									243 A	Norfolk St.	1	3
									243 H	Norfolk St.	2	3
									243 H	Norfolk St.	4	6
									243 H	Norfolk St.	19	3
									244 N	Rider	2	4
									277 A	La Salle	2	4
									277 H	La Salle	4	2
									287 A	UMES	2	3
									287 A	UMES	2	0
LAST 10 GAMES												
			293 H	Coppin St.	9	11	243 A	Norfolk St.	0	5		
			293 H	Coppin St.	12	8	175 H	George Washington	4	12		
			293 H	Coppin St.	8	4	287 H	UMES	9	0		
			243 A	Norfolk St.	6	4	287 H	UMES	7	4		
			243 A	Norfolk St.	4	2	287 H	UMES	3	2		

Non-Div. I Games:

Delaware St.



Delaware.

Delaware.

Delaware St.

W  
a  
g  
n  
e  
r

Wagner

RPI	S	Opponent	Score
289	A	Fairleigh Dickinson	8 10
289	H	Fairleigh Dickinson	2 4
289	H	Fairleigh Dickinson	3 0
289	H	Fairleigh Dickinson	5 7
294	N	Southern U.	4 11
298	A	NYIT	5 0
298	A	NYIT	4 0
299	A	Saint Peter's	9 2

Wagner

Average RPI Win: 285		WON-LOST RECORD		WINNING PCT. RANK		LAST 10 GAMES		STRENGTH OF SCHEDULE		OPP. STRENGTH OF SCHEDULE		TEAM RPI		ADJ RPI		CONF. RPI		ADJ CONF. RPI	
DIV. I ONLY		18-27-0		.4 224		5-3-0		286		292		276		.41733 276		31		31	
DIV. I NON-CONF.		1-15-0		.0625 298		0-1-0		120		115		284		.40276 284		31		31	
TOTALS		RPI 1-25		RPI 26-50		W-L RECORDS		RPI 51-100		RPI 101-150		RPI 150+							
18-27-0		0-3-0		0-4-0		OVERALL		0-0-0		0-3-0		18-17-0							
8-5-0		0-0-0		0-0-0		HOME		0-0-0		0-0-0		8-5-0							
7-15-0		0-3-0		0-4-0		AWAY		0-0-0		0-2-0		7-6-0							
3-7-0		0-0-0		0-0-0		NEUTRAL		0-0-0		0-1-0		3-6-0							
1-15-0		0-3-0		0-4-0		NON-CONFERENCE		0-0-0		0-3-0		1-5-0							
0-1-0		0-0-0		0-0-0		HOME		0-0-0		0-0-0		0-1-0							
0-10-0		0-3-0		0-0-		AWAY		0-0-0		0-2-0		0-1-0							
1-4-0		0-0-0		0-0-0		NEUTRAL		0-0-0		0-1-0		1-3-0							
17-12-0		0-0-0		0-0-0		CONFERENCE		0-0-0		0-0-0		17-12-0							
8-4-0		0-0-0		0-0-0		HOME		0-0-0		0-0-0		8-4-0							
7-5-0		0-0-0		0-0-0		AWAY		0-0-0		0-0-0		7-5-0							
2-3-0		0-0-0		0-0-0		NEUTRAL		0-0-0		0-0-0		2-3-0							
RPI	S	Opponent		Score		RPI	S	Opponent		Score		RPI	S	Opponent		Score			
14	A	LSU		2	13	38	A	Louisiana Tech		1	15			119	A	Lamar University		2	11
20	A	Oklahoma		2	11	50	A	DBU		6	7			130	N	New Orleans		1	10
20	A	Oklahoma		2	10	50	A	DBU		0	15			143	A	SFA		2	9
						50	A	DBU		0	3			153	N	Ill.-Chicago		3	9
														201	N	Alabama St.		4	12
														201	N	Alabama St.		4	16
														201	N	Alabama St.		3	4
														241	A	La.-Monroe		1	7
														241	H	La.-Monroe		3	4
														252	N	LIU Brooklyn		3	7
														272	A	Texas Southern		5	6
														272	A	Texas Southern		6	5
														272	A	Texas Southern		11	12
														272	H	Texas Southern		7	11
														272	H	Texas Southern		7	1
														272	H	Texas Southern		13	3
														273	N	Hofstra		8	7
														275	N	Wagner		3	19
														283	A	Ark.-Pine Bluff		1	15
														283	A	Ark.-Pine Bluff		2	8
														283	A	Ark.-Pine Bluff		4	3
														283	H	Ark.-Pine Bluff		8	14
														283	H	Ark.-Pine Bluff		11	5
														283	H	Ark.-Pine Bluff		4	3
														285	A	Prairie View		12	7
														285	A	Prairie View		14	1
														285	A	Prairie View		10	2
Non-Div. I Games:		Texas Col.		17	0	Wiley		16	5	Jarvis Christian		13	3	Texas Col.		15	4	Grambling	

RPI	S	Opponent	Score	
285	H	Prairie View	5	7
285	H	Prairie View	6	1
285	H	Prairie View	0	10
286	N	Alcorn	4	1
294	A	Southern U.	11	3
294	A	Southern U.	9	6
294	A	Southern U.	2	3
294	H	Southern U.	8	5
294	H	Southern U.	15	4
294	H	Southern U.	14	8
294	N	Southern U.	11	5

Grambling

G  
r  
a  
m  
b  
l  
i  
n  
g

G  
r  
a  
m  
b  
l  
i  
n  
g

L  
a  
s  
a  
l  
l  
e

La Salle

La Salle

Average RPI Win:	216	WON-LOST RECORD	WINNING PCT. RANK	LAST 10 GAMES	STRENGTH OF SCHEDULE	OPP. STRENGTH OF SCHEDULE	TEAM RPI	ADJ RPI	CONF. RPI	ADJ CONF. RPI			
Average RPI Loss:	192												
DIV. I ONLY	16-28-1	.36667	244	4-6-0	283	224	278	.41456	278	25	25		
DIV. I NON-CONF.	10-16-1	.38889	223	2-2-0	293	212	282	.41013	282	26	26		
<hr/>													
TOTALS	RPI 1-25	RPI 26-50		W-L RECORDS		RPI 51-100		RPI 101-150		RPI 150+			
16-28-1	0-0-0	0-0-0		OVERALL		1-4-0		1-6-0		14-18-1			
10-14-1	0-0-0	0-0-0		HOME		0-1-0		0-3-0		10-10-1			
6-14-0	0-0-0	0-0-0		AWAY		1-3-0		1-3-0		4-8-0			
0-0-0	0-0-0	0-0-0		NEUTRAL		0-0-0		0-0-0		0-0-0			
10-16-1	0-0-0	0-0-0		NON-CONFERENCE		1-4-0		0-1-0		9-11-1			
8-7-1	0-0-0	0-0-0		HOME		0-1-0		0-0-0		8-6-1			
2-9-0	0-0-0	0-0-		AWAY		1-3-0		0-1-0		1-5-0			
0-0-0	0-0-0	0-0-0		NEUTRAL		0-0-0		0-0-0		0-0-0			
6-12-0	0-0-0	0-0-0		CONFERENCE		0-0-0		1-5-0		5-7-0			
2-7-0	0-0-0	0-0-0		HOME		0-0-0		0-3-0		2-4-0			
4-5-0	0-0-0	0-0-0		AWAY		0-0-0		1-2-0		3-3-0			
0-0-0	0-0-0	0-0-0		NEUTRAL		0-0-0		0-0-0		0-0-0			
RPI	S	Opponent	Score	RPI	S	Opponent	Score	RPI	S	Opponent	Score		
						54	A Washington	4	2	112	H New Mexico St.	5	8
						54	H Washington	4	7	112	H New Mexico St.	2	6
						74	A Minnesota	3	6	112	H New Mexico St.	4	6
						74	A Minnesota	4	13	114	A Washington St.	4	9
						74	A Minnesota	7	11	121	A Grand Canyon	9	8
										121	A Grand Canyon	6	9
										121	A Grand Canyon	0	19
										163	H UC Irvine	2	3
										163	H UC Irvine	8	2
										168	H Indiana St.	4	0
										217	H SIUE	10	13
										217	H SIUE	0	6
										217	H SIUE	4	1
										217	H SIUE	9	3
										229	H Sacramento St.	0	9
										229	H Sacramento St.	2	3
										229	H Sacramento St.	7	4
										233	A UTRGV	9	12
										233	A UTRGV	6	7
										233	A UTRGV	6	5
										237	H UNLV	7	4
										237	H UNLV	3	4
						121	A Grand Canyon	6	9	237	H UNLV	1	0
						121	A Grand Canyon	0	19	249	A Pacific	3	4
						121	A Grand Canyon	9	8	249	A Pacific	4	13
						237	H UNLV	1	0	249	A Pacific	5	7
						237	H UNLV	7	4	249	A Pacific	17	4

Non-Div. I Games:

Seattle U



RPI	S	Opponent	Score	
258	H	Sacred Heart	5	12
258	H	Sacred Heart	6	3
258	H	Sacred Heart	6	4
258	H	Sacred Heart	3	6
265	A	Northern Colo.	10	11
265	A	Northern Colo.	14	12
265	A	Northern Colo.	10	1
281	A	Portland	3	5
281	A	Portland	3	6
281	H	Portland	10	10
282	H	Chicago St.	3	6
282	H	Chicago St.	7	2
282	H	Chicago St.	3	4

Seattle U

S  
e  
a  
t  
t  
l  
e  
U

S  
e  
a  
t  
t  
l  
e  
U

Average RPI Win:	202	WON-LOST	WINNING	LAST 10	STRENGTH OF	OPP. STRENGTH	TEAM	ADJ	CONF.	ADJ CONF.	
Average RPI Loss:	166	RECORD	PCT. RANK	GAMES	SCHEDULE	OF SCHEDULE	RPI	RPI	RPI	RPI	
DIV. I ONLY	11-34-0	.24444	287	2-8-0	250	200	279	.41404	279	16	16
DIV. I NON-CONF.	9-20-0	.31034	251	1-1-0	250	228	262	.43446	262	11	11
<hr/>											
TOTALS	RPI 1-25	RPI 26-50		W-L RECORDS		RPI 51-100		RPI 101-150		RPI 150+	
11-34-0	0-0-0	0-3-0		OVERALL		1-2-0		2-10-0		8-19-0	
4-10-0	0-0-0	0-0-0		HOME		0-0-0		1-1-0		3-9-0	
5-24-0	0-0-0	0-3-0		AWAY		1-2-0		1-9-0		3-10-0	
2-0-0	0-0-0	0-0-0		NEUTRAL		0-0-0		0-0-0		2-0-0	
<hr/>											
9-20-0	0-0-0	0-0-0		NON-CONFERENCE		1-2-0		2-7-0		6-11-0	
4-4-0	0-0-0	0-0-0		HOME		0-0-0		1-1-0		3-3-0	
4-16-0	0-0-0	0-0-		AWAY		1-2-0		1-6-0		2-8-0	
1-0-0	0-0-0	0-0-0		NEUTRAL		0-0-0		0-0-0		1-0-0	
<hr/>											
2-14-0	0-0-0	0-3-0		CONFERENCE		0-0-0		0-3-0		2-8-0	
0-6-0	0-0-0	0-0-0		HOME		0-0-0		0-0-0		0-6-0	
1-8-0	0-0-0	0-3-0		AWAY		0-0-0		0-3-0		1-2-0	
1-0-0	0-0-0	0-0-0		NEUTRAL		0-0-0		0-0-0		1-0-0	
<hr/>											
RPI S	Opponent	Score	RPI S	Opponent	Score	RPI S	Opponent	Score	RPI S	Opponent	Score
			50 A	DBU	6 7	81 A	Tennessee Tech	3 4	103 A	Memphis	1 3
			50 A	DBU	2 10	81 A	Tennessee Tech	9 2	103 A	Memphis	11 12
			50 A	DBU	4 11	93 A	Notre Dame	6 7	103 A	Memphis	4 5
								108 A	Xavier	7 5	
								108 A	Xavier	8 9	
								108 A	Xavier	2 3	
								125 A	Illinois	1 7	
								125 H	Illinois	5 6	
								146 A	Wichita St.	7 12	
								146 A	Wichita St.	1 11	
								146 A	Wichita St.	5 10	
								148 H	Saint Louis	2 1	
								168 H	Indiana St.	4 15	
								168 H	Indiana St.	3 4	
								168 H	Indiana St.	6 9	
								168 N	Indiana St.	17 7	
								176 A	Austin Peay	4 9	
								180 A	Bradley	6 8	
								180 A	Bradley	3 13	
								180 A	Bradley	9 4	
					197 A	Lipscomb	8 10				
			LAST 10 GAMES								
			168 H	Indiana St.	3 4	146 A	Wichita St.	5 10	197 A	Lipscomb	1 3
			168 H	Indiana St.	4 15	146 A	Wichita St.	1 11	220 H	Valparaiso	3 4
			168 H	Indiana St.	6 9	268 H	Western Ill.	1 4	230 A	Miami (OH)	7 8
			234 H	Milwaukee	8 7	180 A	Bradley	6 8	230 A	Miami (OH)	4 9
			146 A	Wichita St.	7 12	180 A	Bradley	9 4	230 A	Miami (OH)	6 8

Non-Div. I Games: III. Wesleyan 7 5

Illinois St.

RPI	S	Opponent	Score	
234	H	Milwaukee	8	7
253	A	Western Ky.	6	13
253	A	Western Ky.	4	3
253	A	Western Ky.	12	4
255	H	Evansville	1	8
255	H	Evansville	9	12
255	H	Evansville	0	1
261	N	Youngstown St.	13	7
268	H	Western Ill.	1	4
269	H	Dayton	7	2
269	H	Dayton	4	2
269	H	Dayton	2	10

Illinois St.

I  
l  
l  
i  
n  
o  
i  
s  
s  
t  
.

I  
l  
l  
i  
n  
o  
i  
s  
s  
t  
.

O  
m  
a  
h  
a

Omaha

RPI	S	Opponent	Score	
296	A	Fort Wayne	14	1
296	H	Fort Wayne	7	6
296	H	Fort Wayne	19	0
296	H	Fort Wayne	7	14

Omaha

O  
m  
a  
h  
a

O  
m  
a  
h  
a

Average RPI Win: 232		WON-LOST	WINNING	LAST 10	STRENGTH OF		OPP. STRENGTH	TEAM	ADJ		CONF.	ADJ CONF.
Average RPI Loss: 148		RECORD	PCT. RANK	GAMES	SCHEDULE		OF SCHEDULE	RPI	RPI		RPI	RPI
DIV. I ONLY		9-34-1	.21591	291	0-2-1		221	193	281		14	14
DIV. I NON-CONF.		4-18-1	.19565	280	0-0-1		223	252	285		12	12
TOTALS		RPI 1-25	RPI 26-50		W-L RECORDS		RPI 51-100		RPI 101-150		RPI 150+	
9-34-1		0-1-0	0-0-0		OVERALL		0-11-0		1-2-0		8-20-1	
6-10-0		0-1-0	0-0-0		HOME		0-4-0		0-0-0		6-5-0	
3-24-1		0-0-0	0-0-0		AWAY		0-7-0		1-2-0		2-15-1	
0-0-0		0-0-0	0-0-0		NEUTRAL		0-0-0		0-0-0		0-0-0	
4-18-1		0-1-0	0-0-0		NON-CONFERENCE		0-2-0		0-0-0		4-15-1	
3-4-0		0-1-0	0-0-0		HOME		0-1-0		0-0-0		3-2-0	
1-14-1		0-0-0	0-0-		AWAY		0-1-0		0-0-0		1-13-1	
0-0-0		0-0-0	0-0-0		NEUTRAL		0-0-0		0-0-0		0-0-0	
5-16-0		0-0-0	0-0-0		CONFERENCE		0-9-0		1-2-0		4-5-0	
3-6-0		0-0-0	0-0-0		HOME		0-3-0		0-0-0		3-3-0	
2-10-0		0-0-0	0-0-0		AWAY		0-6-0		1-2-0		1-2-0	
0-0-0		0-0-0	0-0-0		NEUTRAL		0-0-0		0-0-0		0-0-0	
RPI S	Opponent	Score	RPI S	Opponent	Score	RPI S	Opponent	Score	RPI S	Opponent	Score	
1 H	Oregon St.	3 4				53 A	San Diego	2 8	147 A	San Francisco	2 12	
						53 A	San Diego	2 3	147 A	San Francisco	0 4	
						53 A	San Diego	1 2	147 A	San Francisco	4 1	
						66 A	Oregon	1 6	162 A	CSU Bakersfield	4 11	
						66 H	Oregon	0 1	162 A	CSU Bakersfield	3 7	
						68 A	Saint Mary's (CA)	5 7	162 A	CSU Bakersfield	5 7	
						68 A	Saint Mary's (CA)	5 6	162 A	CSU Bakersfield	3 6	
						68 A	Saint Mary's (CA)	5 11	163 A	UC Irvine	3 6	
						80 H	Gonzaga	0 13	163 A	UC Irvine	1 3	
						80 H	Gonzaga	4 7	163 A	UC Irvine	3 5	
						80 H	Gonzaga	2 3	174 A	CSUN	0 3	
									174 A	CSUN	0 6	
									174 A	CSUN	4 3	
									209 A	Air Force	3 11	
									209 A	Air Force	10 11	
									211 H	Pepperdine	8 14	
									211 H	Pepperdine	2 1	
									211 H	Pepperdine	6 12	
									226 H	Northwestern	4 6	
									226 H	Northwestern	5 2	
									226 H	Northwestern	5 9	
									237 A	UNLV	1 5	
									237 A	UNLV	1 4	
						278 A	Seattle U	10 10	249 A	Pacific	0 2	
						249 A	Pacific	0 2	249 A	Pacific	1 3	
						249 A	Pacific	1 3	249 A	Pacific	10 7	
						249 A	Pacific	10 7	249 A	Pacific	7 5	
						237 A	UNLV	1 4	147 A	San Francisco	4 1	
						237 A	UNLV	1 5	263 H	Santa Clara	7 5	
						80 H	Gonzaga	2 3				
						80 H	Gonzaga	4 7				
						80 H	Gonzaga	0 13				

Non-Div. I Games:

Portland

RPI	S	Opponent	Score	
263	H	Santa Clara	4	7
263	H	Santa Clara	3	2
278	A	Seattle U	10	10
278	H	Seattle U	5	3
278	H	Seattle U	6	3

Portland

P  
o  
r  
t  
l  
a  
n  
d

P  
o  
r  
t  
l  
a  
n  
d

Average RPI Win:	233	WON-LOST RECORD	WINNING PCT. RANK	LAST 10 GAMES	STRENGTH OF SCHEDULE	OPP. STRENGTH OF SCHEDULE	TEAM RPI	ADJ RPI	CONF. RPI	ADJ CONF. RPI				
Average RPI Loss:	197													
DIV. I ONLY	11-33-0	.25	284	3-7-0	229	276	282	.40769	282	25	25			
DIV. I NON-CONF.	4-22-0	.15385	286	0-2-0	237	292	290	.38354	289	26	26			
<hr/>														
TOTALS	RPI 1-25	RPI 26-50		W-L RECORDS		RPI 51-100		RPI 101-150		RPI 150+				
11-33-0	0-0-0	0-0-0		OVERALL		0-2-0		1-4-0		10-27-0				
3-13-0	0-0-0	0-0-0		HOME		0-0-0		1-2-0		2-11-0				
5-13-0	0-0-0	0-0-0		AWAY		0-2-0		0-0-0		5-11-0				
3-7-0	0-0-0	0-0-0		NEUTRAL		0-0-0		0-2-0		3-5-0				
<hr/>														
4-22-0	0-0-0	0-0-0		NON-CONFERENCE		0-2-0		0-2-0		4-18-0				
0-7-0	0-0-0	0-0-0		HOME		0-0-0		0-0-0		0-7-0				
1-8-0	0-0-0	0-0-		AWAY		0-2-0		0-0-0		1-6-0				
3-7-0	0-0-0	0-0-0		NEUTRAL		0-0-0		0-2-0		3-5-0				
<hr/>														
7-11-0	0-0-0	0-0-0		CONFERENCE		0-0-0		1-2-0		6-9-0				
3-6-0	0-0-0	0-0-0		HOME		0-0-0		1-2-0		2-4-0				
4-5-0	0-0-0	0-0-0		AWAY		0-0-0		0-0-0		4-5-0				
0-0-0	0-0-0	0-0-0		NEUTRAL		0-0-0		0-0-0		0-0-0				
<hr/>														
RPI	S	Opponent	Score	RPI	S	Opponent	Score	RPI	S	Opponent	Score			
				69 A Missouri				6	7	121 H Grand Canyon	3	4		
				93 A Notre Dame				4	7	121 H Grand Canyon	2	12		
												121 H Grand Canyon	6	4
												136 N Ball St.	6	8
												140 N Canisius	1	8
												153 A Ill.-Chicago	0	8
												153 A Ill.-Chicago	0	7
												153 H Ill.-Chicago	3	4
												161 H Butler	2	6
												162 H CSU Bakersfield	0	3
												162 H CSU Bakersfield	8	4
												162 H CSU Bakersfield	1	12
												190 N Northeastern	7	10
												191 N Georgetown	0	11
												204 H Eastern Mich.	6	10
												204 H Eastern Mich.	2	5
												219 N Jackson St.	7	9
												220 A Valparaiso	3	10
												220 H Valparaiso	1	13
												226 A Northwestern	0	2
												228 A Eastern Ky.	24	10
												228 A Eastern Ky.	3	10
								228 A Eastern Ky.	9	15				
								229 H Sacramento St.	0	7				
								229 H Sacramento St.	3	10				
								229 H Sacramento St.	6	2				
								233 A UTRGV	9	10				
								259 A Utah Valley	10	11				
								233 A UTRGV	1	7				
								233 A UTRGV	9	10				
								153 A Ill.-Chicago	0	7				
								259 A Utah Valley	4	3				
								259 A Utah Valley	10	11				
								233 A UTRGV	9	10				

Non-Div. I Games:

Chicago St.



C  
h  
i  
c  
a  
g  
o  
s  
t  
.

Chicago, Ill. :

Chicago St.

Average RPI Win: 272		WON-LOST RECORD		WINNING PCT. RANK		LAST 10 GAMES		STRENGTH OF SCHEDULE		OPP. STRENGTH OF SCHEDULE		TEAM RPI		ADJ RPI		CONF. RPI		ADJ CONF. RPI	
DIV. I ONLY		15-30-0		.33333 257		3-7-0		296		275		283		.40168 283		31		31	
DIV. I NON-CONF.		2-16-0		.11111 294		0-1-0		140		21		265		.43316 265		31		31	
TOTALS		RPI 1-25		RPI 26-50		W-L RECORDS		RPI 51-100		RPI 101-150		RPI 150+							
15-30-0		0-2-0		0-4-0		OVERALL		0-2-0		0-2-0		15-20-0							
5-7-0		0-0-0		0-0-0		HOME		0-0-0		0-0-0		5-7-0							
10-23-0		0-2-0		0-4-0		AWAY		0-2-0		0-2-0		10-13-0							
0-0-0		0-0-0		0-0-0		NEUTRAL		0-0-0		0-0-0		0-0-0							
2-16-0		0-2-0		0-4-0		NON-CONFERENCE		0-2-0		0-2-0		2-6-0							
0-0-0		0-0-0		0-0-0		HOME		0-0-0		0-0-0		0-0-0							
2-16-0		0-2-0		0-0-		AWAY		0-2-0		0-2-0		2-6-0							
0-0-0		0-0-0		0-0-0		NEUTRAL		0-0-0		0-0-0		0-0-0							
13-14-0		0-0-0		0-0-0		CONFERENCE		0-0-0		0-0-0		13-14-0							
5-7-0		0-0-0		0-0-0		HOME		0-0-0		0-0-0		5-7-0							
8-7-0		0-0-0		0-0-0		AWAY		0-0-0		0-0-0		8-7-0							
0-0-0		0-0-0		0-0-0		NEUTRAL		0-0-0		0-0-0		0-0-0							
RPI	S	Opponent		Score		RPI	S	Opponent		Score		RPI	S	Opponent		Score			
15	A	Baylor		3	17	33	A	Ole Miss		6	14	69	A	Missouri		6	15		
16	A	Mississippi St.		8	11	38	A	Louisiana Tech		1	16	69	A	Missouri		1	13		
						38	A	Louisiana Tech		0	11								
						38	A	Louisiana Tech		3	13								

Non-Div. I Games:

Ark.-Pine Bluff

RPI	S	Opponent	Score	
285	H	Prairie View	10	5
294	A	Southern U.	2	4
294	A	Southern U.	6	4
294	A	Southern U.	5	9
294	H	Southern U.	3	7
294	H	Southern U.	9	8
294	H	Southern U.	2	3
295	A	Alabama A&M	4	1
295	A	Alabama A&M	5	4
295	A	Alabama A&M	9	5

Ark.-Pine Bluff

A  
r  
k  
.  
-  
P  
i  
n  
e  
B  
l  
u  
f  
f

A  
r  
k  
.  
-  
P  
i  
n  
e  
B  
l  
u  
f  
f

[illegible]

**Non-Div. I Games:**

Lehigh

RPI	S	Opponent	Score	
260	A	Longwood	7	12
260	A	Longwood	2	3
266	N	Manhattan	0	16
277	H	La Salle	13	4
277	H	La Salle	1	2
287	H	UMES	10	4
287	H	UMES	12	6
289	N	Fairleigh Dickinson	16	8
290	H	NJIT	11	6
290	H	NJIT	2	1
290	H	NJIT	8	4
290	H	NJIT	15	4
291	A	Lafayette	3	2
291	A	Lafayette	9	1
291	A	Lafayette	12	2
291	A	Lafayette	5	1
293	A	Coppin St.	18	9
298	A	NYIT	4	6
299	A	Saint Peter's	15	5
299	H	Saint Peter's	10	3

Lehigh

Average RPI Win: 262		WON-LOST RECORD		WINNING PCT. RANK		LAST 10 GAMES		STRENGTH OF SCHEDULE		OPP. STRENGTH OF SCHEDULE		TEAM RPI		ADJ RPI		CONF. RPI		ADJ CONF. RPI	
DIV. I ONLY		13-32-0		.28889 275		4-6-0		281		295		285		.39229 285		31		31	
DIV. I NON-CONF.		2-18-0		.1 295		0-2-0		82		234		274		.41786 277		31		31	
TOTALS		RPI 1-25		RPI 26-50		W-L RECORDS		RPI 51-100		RPI 101-150		RPI 150+							
13-32-0		0-0-0		0-6-0		OVERALL		0-0-0		1-2-0		12-24-0							
5-9-0		0-0-0		0-0-0		HOME		0-0-0		0-0-0		5-9-0							
7-21-0		0-0-0		0-6-0		AWAY		0-0-0		1-2-0		6-13-0							
1-2-0		0-0-0		0-0-0		NEUTRAL		0-0-0		0-0-0		1-2-0							
2-18-0		0-0-0		0-6-0		NON-CONFERENCE		0-0-0		1-2-0		1-10-0							
0-2-0		0-0-0		0-0-0		HOME		0-0-0		0-0-0		0-2-0							
1-15-0		0-0-0		0-0-		AWAY		0-0-0		1-2-0		0-7-0							
1-1-0		0-0-0		0-0-0		NEUTRAL		0-0-0		0-0-0		1-1-0							
11-14-0		0-0-0		0-0-0		CONFERENCE		0-0-0		0-0-0		11-14-0							
5-7-0		0-0-0		0-0-0		HOME		0-0-0		0-0-0		5-7-0							
6-6-0		0-0-0		0-0-0		AWAY		0-0-0		0-0-0		6-6-0							
0-1-0		0-0-0		0-0-0		NEUTRAL		0-0-0		0-0-0		0-1-0							
RPI	S	Opponent	Score	RPI	S	Opponent	Score	RPI	S	Opponent	Score	RPI	S	Opponent	Score				
				29	A	Houston	0 8			105	A	UTSA		6	5				
				32	A	Texas A&M	2 9			119	A	Lamar University		7	15				
				44	A	McNeese	2 7			130	A	New Orleans		0	14				
				44	A	McNeese	7 16			153	N	Ill.-Chicago		1	6				
				44	A	McNeese	9 12			153	N	Ill.-Chicago		5	4				
				50	A	DBU	0 10			189	H	A&M-Corpus Christi		5	11				
										192	A	Texas St.		1	10				
										223	A	Northwestern St.		1	16				
										233	A	UTRGV		3	10				
										233	A	UTRGV		0	4				
										233	A	UTRGV		1	6				
										233	A	UTRGV		0	11				
										270	A	Incarnate Word		1	11				
										270	H	Incarnate Word		4	17				
										272	A	Texas Southern		0	3				
										272	A	Texas Southern		4	8				
										272	A	Texas Southern		6	8				
										272	H	Texas Southern		3	2				
										272	H	Texas Southern		4	6				
										272	H	Texas Southern		0	8				
										276	A	Grambling		1	6				
				LAST 10 GAMES						276	A	Grambling		10	0				
				276	H	Grambling	1 14	283	A	Ark.-Pine Bluff	9 4	276	A	Grambling	7 5				
				276	H	Grambling	2 10	283	A	Ark.-Pine Bluff	5 10	276	H	Grambling	1 14				
				276	H	Grambling	7 12	270	H	Incarnate Word	4 17	276	H	Grambling	2 10				
				50	A	DBU	0 10	294	H	Southern U.	3 1	276	H	Grambling	7 12				
				283	A	Ark.-Pine Bluff	12 9	294	H	Southern U.	3 1	283	A	Ark.-Pine Bluff	12 9				
Non-Div. I Games:		Jarvis Christian		2	5	Huston-Tillotson		12	11	Huston-Tillotson		9	0	Arlington Baptist		4	1		
		Jarvis Christian		8	7	Arlington Baptist		4	3					Prairie View					

RPI	S	Opponent	Score	
283	A	Ark.-Pine Bluff	5	10
283	A	Ark.-Pine Bluff	9	4
283	H	Ark.-Pine Bluff	6	7
283	H	Ark.-Pine Bluff	10	13
283	H	Ark.-Pine Bluff	8	3
286	N	Alcorn	3	11
294	A	Southern U.	8	6
294	A	Southern U.	14	6
294	A	Southern U.	5	6
294	H	Southern U.	3	1
294	H	Southern U.	15	13
294	H	Southern U.	3	1

Prairie View

P  
r  
a  
i  
r  
i  
e  
V  
i  
e  
w

P  
r  
a  
i  
r  
i  
e  
V  
i  
e  
w

Average RPI Win: 255		WON-LOST RECORD		WINNING PCT. RANK		LAST 10 GAMES		STRENGTH OF SCHEDULE		OPP. STRENGTH OF SCHEDULE		TEAM RPI		ADJ RPI		CONF. RPI		ADJ CONF. RPI	
DIV. I ONLY		11-31-0		.2619 282		2-8-0		276		287		286		.39031 286		31		31	
DIV. I NON-CONF.		2-13-0		.13333 290		0-1-0		46		121		268		.4305 268		31		31	
TOTALS		RPI 1-25		RPI 26-50		W-L RECORDS		RPI 51-100		RPI 101-150		RPI 150+							
11-31-0		0-2-0		0-1-0		OVERALL		0-0-0		0-4-0		11-24-0							
5-12-0		0-0-0		0-0-0		HOME		0-0-0		0-0-0		5-12-0							
3-18-0		0-2-0		0-1-0		AWAY		0-0-0		0-4-0		3-11-0							
3-1-0		0-0-0		0-0-0		NEUTRAL		0-0-0		0-0-0		3-1-0							
2-13-0		0-2-0		0-1-0		NON-CONFERENCE		0-0-0		0-4-0		2-6-0							
2-3-0		0-0-0		0-0-0		HOME		0-0-0		0-0-0		2-3-0							
0-10-0		0-2-0		0-0-		AWAY		0-0-0		0-4-0		0-3-0							
0-0-0		0-0-0		0-0-0		NEUTRAL		0-0-0		0-0-0		0-0-0							
9-18-0		0-0-0		0-0-0		CONFERENCE		0-0-0		0-0-0		9-18-0							
3-9-0		0-0-0		0-0-0		HOME		0-0-0		0-0-0		3-9-0							
3-8-0		0-0-0		0-0-0		AWAY		0-0-0		0-0-0		3-8-0							
3-1-0		0-0-0		0-0-0		NEUTRAL		0-0-0		0-0-0		3-1-0							
RPI	S	Opponent		Score		RPI	S	Opponent		Score		RPI	S	Opponent		Score			
18	A	Arkansas		3	11	34	A	Southeastern La.		3	21	103	A	Memphis		7	18		
18	A	Arkansas		2	3							130	A	New Orleans		6	7		
												130	A	New Orleans		0	14		
												130	A	New Orleans		0	10		
												159	A	Nicholls St.		6	7		
												159	A	Nicholls St.		5	13		
												161	H	Butler		13	8		
												161	H	Butler		5	1		
												161	H	Butler		0	5		
												161	H	Butler		2	3		
												169	A	Alabama		1	18		
												178	H	Murray St.		8	11		
												201	A	Alabama St.		4	6		
												201	A	Alabama St.		0	10		
												201	A	Alabama St.		4	9		
												201	H	Alabama St.		3	8		
												201	H	Alabama St.		3	12		
												201	H	Alabama St.		2	10		
												219	A	Jackson St.		6	11		
												219	A	Jackson St.		4	16		
												219	H	Jackson St.		9	6		
												219	H	Jackson St.		4	9		
												219	H	Jackson St.		2	13		
												34	A	Southeastern La.		3	21		
												219	H	Jackson St.		4	9		
												219	H	Jackson St.		9	6		
												219	H	Jackson St.		2	13		
												276	N	Grambling		1	4		
												285	N	Prairie View		11	3		
												292	A	Mississippi Val.		11	3		
LAST 10 GAMES				LAST 10 GAMES				LAST 10 GAMES				LAST 10 GAMES							
201	H	Alabama St.		2	10	295	A	Alabama A&M		6	8	201	H	Alabama St.		3	12		
201	H	Alabama St.		3	12	34	A	Southeastern La.		3	21	219	N	Jackson St.		5	4		
201	H	Alabama St.		3	8	219	H	Jackson St.		4	9	276	N	Grambling		1	4		
295	A	Alabama A&M		12	1	219	H	Jackson St.		9	6	285	N	Prairie View		11	3		
295	A	Alabama A&M		1	12	219	H	Jackson St.		2	13	292	A	Mississippi Val.		11	3		

Non-Div. I Games:

Alcorn



RPI	S	Opponent	Score	
292	A	Mississippi Val.	3	5
292	A	Mississippi Val.	13	0
292	H	Mississippi Val.	3	2
292	H	Mississippi Val.	1	5
292	H	Mississippi Val.	4	3
294	N	Southern U.	6	5
295	A	Alabama A&M	6	8
295	A	Alabama A&M	1	12
295	A	Alabama A&M	12	1
295	H	Alabama A&M	10	13
295	H	Alabama A&M	0	4
295	H	Alabama A&M	0	7

Alcorn

A  
l  
c  
o  
r  
n

A  
l  
c  
o  
r  
n

Average RPI Win:	271	WON-LOST RECORD	WINNING PCT. RANK	LAST 10 GAMES	STRENGTH OF SCHEDULE	OPP. STRENGTH OF SCHEDULE	TEAM RPI	ADJ RPI	CONF. RPI	ADJ CONF. RPI					
DIV. I ONLY		12-36-0	.25	284	4-6-0	258	299	287	.38922	287	27	27			
DIV. I NON-CONF.		3-17-0	.15	287	0-4-0	142	297	286	.39917	286	29	29			
<hr/>															
TOTALS	RPI 1-25	RPI 26-50		W-L RECORDS		RPI 51-100		RPI 101-150		RPI 150+					
12-36-0	0-0-0	0-3-0		OVERALL		0-0-0		0-6-0		12-27-0					
8-9-0	0-0-0	0-0-0		HOME		0-0-0		0-0-0		8-9-0					
4-27-0	0-0-0	0-3-0		AWAY		0-0-0		0-6-0		4-17-0					
0-0-0	0-0-0	0-0-0		NEUTRAL		0-0-0		0-0-0		0-0-0					
3-17-0	0-0-0	0-3-0		NON-CONFERENCE		0-0-0		0-6-0		3-8-0					
3-2-0	0-0-0	0-0-0		HOME		0-0-0		0-0-0		3-2-0					
0-15-0	0-0-0	0-0-		AWAY		0-0-0		0-6-0		0-6-0					
0-0-0	0-0-0	0-0-0		NEUTRAL		0-0-0		0-0-0		0-0-0					
9-19-0	0-0-0	0-0-0		CONFERENCE		0-0-0		0-0-0		9-19-0					
5-7-0	0-0-0	0-0-0		HOME		0-0-0		0-0-0		5-7-0					
4-12-0	0-0-0	0-0-0		AWAY		0-0-0		0-0-0		4-12-0					
0-0-0	0-0-0	0-0-0		NEUTRAL		0-0-0		0-0-0		0-0-0					
RPI	S	Opponent	Score	RPI	S	Opponent	Score	RPI	S	Opponent	Score				
				48	A	Mercer	2 13			107	A	Pittsburgh	4 9		
				48	A	Mercer	4 8			107	A	Pittsburgh	1 20		
				48	A	Mercer	0 15			117	A	Duke	3 10		
										132	A	UNCG	3 11		
										132	A	UNCG	2 4		
										132	A	UNCG	4 18		
										175	A	George Washington	4 10		
										184	A	Navy	5 17		
										184	H	Navy	5 13		
										186	A	N.C. A&T	4 11		
										186	A	N.C. A&T	9 17		
										186	A	N.C. A&T	5 19		
										242	H	Towson	10 4		
										243	A	Norfolk St.	3 5		
										243	A	Norfolk St.	1 11		
										243	A	Norfolk St.	2 8		
										243	H	Norfolk St.	1 7		
										243	H	Norfolk St.	9 11		
										243	H	Norfolk St.	4 10		
										243	H	Norfolk St.	6 5		
										243	H	Norfolk St.	3 2		
										243	H	Norfolk St.	1 2		
				LAST 10 GAMES						243	H	Norfolk St.	1 2		
				243	H	Norfolk St.	3 2	293	A	Coppin St.	6 7	248	A	N.C. Central	0 6
				243	H	Norfolk St.	6 5	293	A	Coppin St.	5 3	254	H	Iona	0 2
				243	H	Norfolk St.	1 2	293	A	Coppin St.	15 12	254	H	Iona	6 1
				107	A	Pittsburgh	1 20	284	A	Lehigh	6 12	254	H	Iona	4 3
				107	A	Pittsburgh	4 9	284	A	Lehigh	4 10	274	A	Delaware St.	0 9

Non-Div. I Games:

UMES

RPI	S	Opponent	Score	
274	A	Delaware St.	4	7
274	A	Delaware St.	2	3
274	H	Delaware St.	3	2
274	H	Delaware St.	0	2
274	H	Delaware St.	8	1
284	A	Lehigh	4	10
284	A	Lehigh	6	12
293	A	Coppin St.	0	1
293	A	Coppin St.	7	4
293	A	Coppin St.	5	3
293	A	Coppin St.	4	3
293	A	Coppin St.	6	7
293	A	Coppin St.	15	12
293	H	Coppin St.	3	7
293	H	Coppin St.	6	3
293	H	Coppin St.	2	4
297	A	Mt. St. Mary's	0	2
297	A	Mt. St. Mary's	1	2

U  
M  
E  
S

UMES

Average RPI Win: 257		WON-LOST	WINNING	LAST 10	STRENGTH OF		OPP. STRENGTH	TEAM	ADJ		CONF.	ADJ CONF.
Average RPI Loss: 155		RECORD	PCT. RANK	GAMES	SCHEDULE		OF SCHEDULE	RPI	RPI		RPI	RPI
DIV. I ONLY		12-35-0	.25532	283	2-8-0		265	245	288		27	27
DIV. I NON-CONF.		9-17-0	.34615	243	0-3-0		282	287	287		29	29
TOTALS		RPI 1-25	RPI 26-50		W-L RECORDS		RPI 51-100		RPI 101-150		RPI 150+	
12-35-0		0-0-0	0-2-0		OVERALL		1-9-0		1-8-0		10-16-0	
11-18-0		0-0-0	0-1-0		HOME		1-5-0		1-2-0		9-10-0	
1-17-0		0-0-0	0-1-0		AWAY		0-4-0		0-6-0		1-6-0	
0-0-0		0-0-0	0-0-0		NEUTRAL		0-0-0		0-0-0		0-0-0	
9-17-0		0-0-0	0-2-0		NON-CONFERENCE		0-7-0		0-3-0		9-5-0	
9-8-0		0-0-0	0-1-0		HOME		0-3-0		0-0-0		9-4-0	
0-9-0		0-0-0	0-0-		AWAY		0-4-0		0-3-0		0-1-0	
0-0-0		0-0-0	0-0-0		NEUTRAL		0-0-0		0-0-0		0-0-0	
3-18-0		0-0-0	0-0-0		CONFERENCE		1-2-0		1-5-0		1-11-0	
2-10-0		0-0-0	0-0-0		HOME		1-2-0		1-2-0		0-6-0	
1-8-0		0-0-0	0-0-0		AWAY		0-0-0		0-3-0		1-5-0	
0-0-0		0-0-0	0-0-0		NEUTRAL		0-0-0		0-0-0		0-0-0	
RPI S	Opponent	Score	RPI S	Opponent	Score	RPI S	Opponent	Score	RPI S	Opponent	Score	
			48 A	Mercer	2 12	76 A	Ga. Southern	7 11	101 A	Western Caro.	1 21	
			48 H	Mercer	0 6	76 H	Ga. Southern	5 6	101 A	Western Caro.	2 9	
						79 H	Bethune-Cookman	0 1	118 A	Florida A&M	5 7	
						79 H	Bethune-Cookman	8 7	118 A	Florida A&M	3 4	
						79 H	Bethune-Cookman	4 8	118 A	Florida A&M	6 15	
						84 A	Jacksonville	7 9	118 H	Florida A&M	3 4	
						84 H	Jacksonville	7 11	118 H	Florida A&M	1 11	
						94 A	North Florida	2 7	118 H	Florida A&M	16 11	
						94 H	North Florida	3 12	142 A	Kennesaw St.	1 9	
						100 A	Georgia	3 12	186 A	N.C. A&T	5 11	
									186 A	N.C. A&T	3 12	
									186 A	N.C. A&T	1 2	
									186 H	N.C. A&T	10 11	
									186 H	N.C. A&T	2 7	
									186 H	N.C. A&T	2 12	
									207 A	Charleston So.	5 7	
									248 A	N.C. Central	2 11	
									248 A	N.C. Central	12 7	
									248 A	N.C. Central	2 4	
									248 H	N.C. Central	5 10	
									248 H	N.C. Central	1 10	
									248 H	N.C. Central	1 19	
									260 H	Longwood	13 15	
									260 H	Longwood	3 7	
									260 H	Longwood	4 5	
									289 H	Fairleigh Dickinson	3 2	
									289 H	Fairleigh Dickinson	10 9	
LAST 10 GAMES												
			186 H	N.C. A&T	2 12	248 A	N.C. Central	12 7				
			186 H	N.C. A&T	10 11	248 A	N.C. Central	2 4				
			186 H	N.C. A&T	2 7	101 A	Western Caro.	2 9				
			84 H	Jacksonville	7 11	101 A	Western Caro.	1 21				
			248 A	N.C. Central	2 11	118 H	Florida A&M	16 11				

Non-Div. I Games:

Savannah St.

S  
a  
v  
a  
n  
n  
a  
h  
s  
t  
.

S  
a  
v  
a  
n  
n  
a  
h  
s  
t  
.

Savannah St.

Average RPI Win:	288	WON-LOST	WINNING	LAST 10	STRENGTH OF	OPP. STRENGTH	TEAM	ADJ	CONF.	ADJ CONF.	
Average RPI Loss:	192	RECORD	PCT. RANK	GAMES	SCHEDULE	OF SCHEDULE	RPI	RPI	RPI	RPI	
DIV. I ONLY	12-26-0	.31579	267	2-8-0	295	291	289	.38451	289	30	30
DIV. I NON-CONF.	4-16-0	.2	279	1-2-0	290	293	294	.36693	294	27	27
<hr/>											
TOTALS	RPI 1-25	RPI 26-50		W-L RECORDS	RPI 51-100		RPI 101-150		RPI 150+		
12-26-0	0-0-0	0-2-0		OVERALL	0-0-0		0-10-0		12-14-0		
8-4-0	0-0-0	0-0-0		HOME	0-0-0		0-0-0		8-4-0		
4-20-0	0-0-0	0-2-0		AWAY	0-0-0		0-10-0		4-8-0		
0-2-0	0-0-0	0-0-0		NEUTRAL	0-0-0		0-0-0		0-2-0		
<hr/>											
4-16-0	0-0-0	0-2-0		NON-CONFERENCE	0-0-0		0-6-0		4-8-0		
3-2-0	0-0-0	0-0-0		HOME	0-0-0		0-0-0		3-2-0		
1-12-0	0-0-0	0-0-		AWAY	0-0-0		0-6-0		1-4-0		
0-2-0	0-0-0	0-0-0		NEUTRAL	0-0-0		0-0-0		0-2-0		
<hr/>											
8-10-0	0-0-0	0-0-0		CONFERENCE	0-0-0		0-4-0		8-6-0		
5-2-0	0-0-0	0-0-0		HOME	0-0-0		0-0-0		5-2-0		
3-8-0	0-0-0	0-0-0		AWAY	0-0-0		0-4-0		3-4-0		
0-0-0	0-0-0	0-0-0		NEUTRAL	0-0-0		0-0-0		0-0-0		
<hr/>											
RPI S	Opponent	Score	RPI S	Opponent	Score	RPI S	Opponent	Score	RPI S	Opponent	Score
			31 A	St. John's (NY)	8 15				108 A	Xavier	5 8
			31 A	St. John's (NY)	0 9				108 A	Xavier	3 15
									108 A	Xavier	9 22
									141 A	Bryant	0 11
									141 A	Bryant	3 11
									141 A	Bryant	5 15
									141 A	Bryant	6 7
									148 A	Saint Louis	5 7
									148 A	Saint Louis	0 8
									148 A	Saint Louis	2 5
									156 A	Davidson	2 5
									165 N	UMass Lowell	9 12
									256 H	Siena	7 9
									258 A	Sacred Heart	5 6
									258 A	Sacred Heart	13 8
									258 A	Sacred Heart	5 6
									258 A	Sacred Heart	9 15
									274 H	Delaware St.	7 8
									275 A	Wagner	7 5
									275 A	Wagner	4 2
									275 A	Wagner	0 3
									275 H	Wagner	10 8
									275 H	Wagner	3 6
									275 H	Wagner	4 5
									284 N	Lehigh	8 16
									288 A	Savannah St.	9 10
									288 A	Savannah St.	4 6
<hr/>											
LAST 10 GAMES											

Non-Div. I Games:

Fairleigh Dickinson

RPI	S	Opponent	Score	
288	A	Savannah St.	2	3
290	H	NJIT	14	7
291	H	Lafayette	10	9
297	H	Mt. St. Mary's	5	2
297	H	Mt. St. Mary's	15	2
297	H	Mt. St. Mary's	4	1
297	H	Mt. St. Mary's	6	5
299	A	Saint Peter's	25	10
299	H	Saint Peter's	13	6

Fairleigh Dickinson

F  
a  
i  
r  
l  
e  
i  
g  
h  
D  
i  
c  
k  
i  
n  
s  
o  
n

F  
a  
i  
r  
l  
e  
i  
g  
h  
D  
i  
c  
k  
i  
n  
s  
o  
n

Average RPI Win: 242		WON-LOST RECORD	WINNING PCT. RANK		LAST 10 GAMES	STRENGTH OF SCHEDULE	OPP. STRENGTH OF SCHEDULE	TEAM RPI	ADJ RPI		CONF. RPI	ADJ CONF. RPI
Average RPI Loss: 187												
DIV. I ONLY		7-36-0	.16279	294	3-7-0	262	270	290	.37764	290	20	20
DIV. I NON-CONF.		7-21-0	.25	267	3-2-0	297	299	293	.37175	292	21	21
TOTALS		RPI 1-25		RPI 26-50		W-L RECORDS		RPI 51-100		RPI 101-150		RPI 150+
7-36-0		0-0-0		0-0-0		OVERALL		0-9-0		1-3-0		6-24-0
3-10-0		0-0-0		0-0-0		HOME		0-6-0		0-0-0		3-4-0
3-24-0		0-0-0		0-0-0		AWAY		0-3-0		1-2-0		2-19-0
1-2-0		0-0-0		0-0-0		NEUTRAL		0-0-0		0-1-0		1-1-0
7-21-0		0-0-0		0-0-0		NON-CONFERENCE		0-0-0		1-3-0		6-18-0
3-1-0		0-0-0		0-0-0		HOME		0-0-0		0-0-0		3-1-0
3-18-0		0-0-0		0-0-		AWAY		0-0-0		1-2-0		2-16-0
1-2-0		0-0-0		0-0-0		NEUTRAL		0-0-0		0-1-0		1-1-0
0-15-0		0-0-0		0-0-0		CONFERENCE		0-9-0		0-0-0		0-6-0
0-9-0		0-0-0		0-0-0		HOME		0-6-0		0-0-0		0-3-0
0-6-0		0-0-0		0-0-0		AWAY		0-3-0		0-0-0		0-3-0
0-0-0		0-0-0		0-0-0		NEUTRAL		0-0-0		0-0-0		0-0-0
RPI	S	Opponent	Score	RPI	S	Opponent	Score	RPI	S	Opponent	Score	
						65 H FGCU	1 20			137 A High Point	5 6	
						65 H FGCU	5 7			137 A High Point	0 11	
						65 H FGCU	6 10			137 A High Point	4 2	
						84 H Jacksonville	3 4			140 N Canisius	1 6	
						84 H Jacksonville	11 13			160 H Fairfield	13 12	
						84 H Jacksonville	3 5			172 A Stetson	2 13	
						94 A North Florida	3 6			172 A Stetson	2 3	
						94 A North Florida	8 13			172 A Stetson	2 4	
						94 A North Florida	1 16			175 A George Washington	2 6	
										175 A George Washington	1 4	
										175 A George Washington	2 8	
										197 H Lipscomb	2 11	
										197 H Lipscomb	3 8	
										197 H Lipscomb	10 15	
										221 A James Madison	11 5	
										221 A James Madison	8 9	
										221 A James Madison	6 20	
										221 A James Madison	2 14	
										244 A Rider	1 8	
										248 A N.C. Central	1 10	
										248 A N.C. Central	3 4	
										248 A N.C. Central	3 7	
						298 H NYIT	6 2			282 N Chicago St.	7 2	
						298 H NYIT	7 10			284 A Lehigh	4 8	
						298 A NYIT	3 4			284 A Lehigh	1 2	
						298 A NYIT	4 0			284 A Lehigh	6 11	
						160 H Fairfield	13 12			284 A Lehigh	4 15	

Non-Div. I Games:

NJIT



RPI	S	Opponent	Score	
289	A	Fairleigh Dickinson	7	14
296	N	Fort Wayne	3	5
298	A	NYIT	3	4
298	A	NYIT	4	0
298	H	NYIT	6	2
298	H	NYIT	7	10
299	H	Saint Peter's	17	1

Average RPI Win:	221	WON-LOST	WINNING	LAST 10	STRENGTH OF	OPP. STRENGTH	TEAM	ADJ	CONF.	ADJ CONF.	
Average RPI Loss:	204	RECORD	PCT. RANK	GAMES	SCHEDULE	OF SCHEDULE	RPI	RPI	RPI	RPI	
DIV. I ONLY	8-44-0	.15385	296	5-5-0	242	283	291	.37491	291	28	28
DIV. I NON-CONF.	4-28-0	.125	292	2-2-0	251	289	291	.3751	291	30	30
TOTALS	RPI 1-25	RPI 26-50	W-L RECORDS		RPI 51-100	RPI 101-150		RPI 150+			
8-44-0	0-0-0	0-0-0	OVERALL		1-4-0	0-5-0		7-35-0			
5-11-0	0-0-0	0-0-0	HOME		0-1-0	0-0-0		5-10-0			
1-25-0	0-0-0	0-0-0	AWAY		0-3-0	0-4-0		1-18-0			
2-8-0	0-0-0	0-0-0	NEUTRAL		1-0-0	0-1-0		1-7-0			
4-28-0	0-0-0	0-0-0	NON-CONFERENCE		1-4-0	0-5-0		3-19-0			
1-3-0	0-0-0	0-0-0	HOME		0-1-0	0-0-0		1-2-0			
1-17-0	0-0-0	0-0-	AWAY		0-3-0	0-4-0		1-10-0			
2-8-0	0-0-0	0-0-0	NEUTRAL		1-0-0	0-1-0		1-7-0			
4-16-0	0-0-0	0-0-0	CONFERENCE		0-0-0	0-0-0		4-16-0			
4-8-0	0-0-0	0-0-0	HOME		0-0-0	0-0-0		4-8-0			
0-8-0	0-0-0	0-0-0	AWAY		0-0-0	0-0-0		0-8-0			
0-0-0	0-0-0	0-0-0	NEUTRAL		0-0-0	0-0-0		0-0-0			
RPI S	Opponent	Score	RPI S	Opponent	Score	RPI S	Opponent	Score	RPI S	Opponent	Score
						93 N	Notre Dame	10 2	132 A	UNCG	7 25
						96 H	Rutgers	4 28	132 A	UNCG	2 14
						98 A	William & Mary	5 6	132 A	UNCG	7 8
						98 A	William & Mary	4 5	132 A	UNCG	8 11
						98 A	William & Mary	1 16	148 N	Saint Louis	6 24
									184 A	Navy	6 10
									184 A	Navy	1 4
									184 A	Navy	6 9
									184 A	Navy	1 7
									185 N	Harvard	0 6
									185 N	Harvard	1 13
									188 A	Penn	2 3
									188 A	Penn	1 2
									188 A	Penn	1 4
									188 A	Penn	3 13
									188 H	Penn	8 9
									191 N	Georgetown	6 13
									191 N	Georgetown	4 10
									191 N	Georgetown	7 14
									195 H	Niagara	8 7
									195 H	Niagara	5 14
									214 A	Monmouth	4 5
						195 H	Niagara	5 14	225 H	Holy Cross	8 7
						195 H	Niagara	8 7	225 H	Holy Cross	10 7
						277 A	La Salle	13 9	225 H	Holy Cross	10 9
						225 H	Holy Cross	10 9	284 H	Lehigh	2 12
						225 H	Holy Cross	10 7	284 H	Lehigh	1 5
									227 A	Penn St.	2 9
									227 A	Penn St.	2 9

Non-Div. I Games:

Lafayette

RPI	S	Opponent	Score	
231	H	Army West Point	9	10
231	H	Army West Point	5	10
231	H	Army West Point	10	6
231	H	Army West Point	4	5
244	A	Saint Joseph's	1	11
244	A	Rider	0	2
247	A	Bucknell	5	6
247	A	Bucknell	10	11
247	A	Bucknell	5	8
247	A	Bucknell	1	4
270	A	Incarnate Word	5	6
270	N	Incarnate Word	3	4
277	A	La Salle	13	9
284	H	Lehigh	1	5
284	H	Lehigh	1	9
284	H	Lehigh	2	3
284	H	Lehigh	2	12
289	A	Fairleigh Dickinson	9	10
293	N	Coppin St.	1	3
293	N	Coppin St.	6	5

Lafayette

L  
a  
f  
a  
y  
e  
t  
t  
e

L  
a  
f  
a  
y  
e  
t  
t  
e



RPI	S	Opponent	Score	
286	A	Alcorn	2	3
286	A	Alcorn	3	4
286	H	Alcorn	0	13
286	H	Alcorn	3	11
286	H	Alcorn	5	3
295	A	Alabama A&M	4	3
295	A	Alabama A&M	6	9
295	A	Alabama A&M	6	4
295	H	Alabama A&M	0	1
295	H	Alabama A&M	5	3
295	H	Alabama A&M	1	3

Mississippi Val.

M  
i  
s  
s  
i  
s  
s  
i  
p  
p  
i  
V  
a  
l  
.

M  
i  
s  
s  
i  
s  
s  
i  
p  
p  
i  
V  
a  
l  
.

Average RPI Win:	271	WON-LOST RECORD	WINNING PCT. RANK	LAST 10 GAMES		STRENGTH OF SCHEDULE	OPP. STRENGTH OF SCHEDULE	TEAM RPI	ADJ RPI	CONF. RPI	ADJ CONF. RPI						
Average RPI Loss:	233																
DIV. I ONLY		11-30-0	.26829	280	3-7-0	298	294	293	.36481	293	27	27					
DIV. I NON-CONF.		3-15-0	.16667	283	1-1-0	296	275	295	.35982	295	29	29					
<hr/>																	
TOTALS	RPI 1-25		RPI 26-50		W-L RECORDS		RPI 51-100		RPI 101-150		RPI 150+						
11-30-0	0-0-0		0-0-0		OVERALL		0-3-0		0-0-0		11-27-0						
4-11-0	0-0-0		0-0-0		HOME		0-0-0		0-0-0		4-11-0						
6-16-0	0-0-0		0-0-0		AWAY		0-3-0		0-0-0		6-13-0						
1-3-0	0-0-0		0-0-0		NEUTRAL		0-0-0		0-0-0		1-3-0						
3-15-0	0-0-0		0-0-0		NON-CONFERENCE		0-3-0		0-0-0		3-12-0						
1-2-0	0-0-0		0-0-0		HOME		0-0-0		0-0-0		1-2-0						
1-10-0	0-0-0		0-0-		AWAY		0-3-0		0-0-0		1-7-0						
1-3-0	0-0-0		0-0-0		NEUTRAL		0-0-0		0-0-0		1-3-0						
8-15-0	0-0-0		0-0-0		CONFERENCE		0-0-0		0-0-0		8-15-0						
3-9-0	0-0-0		0-0-0		HOME		0-0-0		0-0-0		3-9-0						
5-6-0	0-0-0		0-0-0		AWAY		0-0-0		0-0-0		5-6-0						
0-0-0	0-0-0		0-0-0		NEUTRAL		0-0-0		0-0-0		0-0-0						
RPI	S	Opponent	Score	RPI	S	Opponent	Score	RPI	S	Opponent	Score	RPI	S	Opponent	Score		
								97	A	Southern California	2	22	154	A	UMBC	10	4
								97	A	Southern California	4	9	175	A	George Washington	7	20
								97	A	Southern California	2	6	184	A	Navy	3	11
													185	N	Harvard	2	6
													185	N	Harvard	3	14
													191	A	Georgetown	4	14
													191	H	Georgetown	5	6
													221	A	James Madison	1	12
													221	A	James Madison	2	16
													242	A	Towson	5	7
													243	A	Norfolk St.	4	8
													243	A	Norfolk St.	2	4
													243	H	Norfolk St.	5	7
													243	H	Norfolk St.	2	16
													243	H	Norfolk St.	3	5
													274	A	Delaware St.	4	8
													274	A	Delaware St.	9	7
													274	A	Delaware St.	5	15
													274	A	Delaware St.	11	9
													274	A	Delaware St.	8	12
													274	A	Delaware St.	14	3
													274	H	Delaware St.	8	3
													274	H	Delaware St.	6	13
													274	H	Delaware St.	3	5
													284	H	Lehigh	9	18
													287	A	UMES	7	3
													287	A	UMES	4	2

**Non-Div. I Games:**

Coppin St.

RPI	S	Opponent	Score	
287	A	UMES	3	6
287	H	UMES	1	0
287	H	UMES	4	7
287	H	UMES	3	5
287	H	UMES	7	6
287	H	UMES	3	4
287	H	UMES	12	15
291	N	Lafayette	5	6
291	N	Lafayette	3	1
297	A	Mt. St. Mary's	3	7
297	H	Mt. St. Mary's	9	6

Coppin St.

C  
o  
p  
p  
i  
n  
s  
t  
.

C  
o  
p  
p  
i  
n  
s  
t  
.

Average RPI Win:	264	WON-LOST RECORD	WINNING PCT. RANK	LAST 10 GAMES		STRENGTH OF SCHEDULE	OPP. STRENGTH OF SCHEDULE	TEAM RPI	ADJ RPI	CONF. RPI	ADJ CONF. RPI
Average RPI Loss:	242										
DIV. I ONLY		12-24-0	.33333 257	3-6-0		299	297	294	.3643 294	31	31
DIV. I NON-CONF.		2-7-0	.22222 273	1-0-0		247	187	283	.40853 283	31	31
TOTALS	RPI 1-25		RPI 26-50	W-L RECORDS		RPI 51-100			RPI 101-150		RPI 150+
12-24-0	0-0-0		0-0-0	OVERALL		0-0-0			0-4-0		12-20-0
9-5-0	0-0-0		0-0-0	HOME		0-0-0			0-0-0		9-5-0
2-15-0	0-0-0		0-0-0	AWAY		0-0-0			0-4-0		2-11-0
1-4-0	0-0-0		0-0-0	NEUTRAL		0-0-0			0-0-0		1-4-0
2-7-0	0-0-0		0-0-0	NON-CONFERENCE		0-0-0			0-4-0		2-3-0
1-0-0	0-0-0		0-0-0	HOME		0-0-0			0-0-0		1-0-0
0-5-0	0-0-0		0-0-	AWAY		0-0-0			0-4-0		0-1-0
1-2-0	0-0-0		0-0-0	NEUTRAL		0-0-0			0-0-0		1-2-0
10-17-0	0-0-0		0-0-0	CONFERENCE		0-0-0			0-0-0		10-17-0
8-5-0	0-0-0		0-0-0	HOME		0-0-0			0-0-0		8-5-0
2-10-0	0-0-0		0-0-0	AWAY		0-0-0			0-0-0		2-10-0
0-2-0	0-0-0		0-0-0	NEUTRAL		0-0-0			0-0-0		0-2-0
RPI S Opponent Score			RPI S Opponent Score			RPI S Opponent Score			RPI S Opponent Score		
									103 A Memphis	1	11
									103 A Memphis	3	5
									103 A Memphis	5	9
									130 A New Orleans	0	5
									159 A Nicholls St.	9	10
									159 H Nicholls St.	6	5
									219 A Jackson St.	4	5
									219 H Jackson St.	13	8
									252 N LIU Brooklyn	4	9
									272 A Texas Southern	1	11
									272 A Texas Southern	1	9
									272 H Texas Southern	12	11
									272 H Texas Southern	8	6
									272 H Texas Southern	8	5
									273 N Hofstra	2	4
									275 N Wagner	11	4
									276 A Grambling	8	14
									276 A Grambling	4	15
									276 A Grambling	5	8
									276 H Grambling	6	9
									276 H Grambling	3	2
									276 H Grambling	3	11
									276 H Grambling	3	11
									276 N Grambling	5	11
									283 A Ark.-Pine Bluff	8	9
									283 A Ark.-Pine Bluff	3	2
									283 A Ark.-Pine Bluff	7	3
									283 H Ark.-Pine Bluff	4	2
									285 A Prairie View	1	3
									285 A Prairie View	13	15
									276 A Grambling	8	14
									276 A Grambling	5	8
									276 A Grambling	4	15
									283 A Ark.-Pine Bluff	3	2
									283 A Ark.-Pine Bluff	7	3
									283 H Ark.-Pine Bluff	4	2

**Non-Div. I Games:** Loyola (LA)

2	1	LSU-Alexandria	7	1
---	---	----------------	---	---

Loyola (LA)	13	6
-------------	----	---

Southern U.



Southern U.

Southern U.

Southern U.

Average RPI Win: 282		WON-LOST	WINNING	LAST 10	STRENGTH OF		OPP. STRENGTH	TEAM	ADJ		CONF.	ADJ CONF.
Average RPI Loss: 212		RECORD	PCT. RANK	GAMES	SCHEDULE		OF SCHEDULE	RPI	RPI		RPI	RPI
DIV. I ONLY		12-39-0	.23529	289	3-7-0		294	293	295		31	31
DIV. I NON-CONF.		3-21-0	.125	292	0-3-0		292	291	298		31	31
TOTALS		RPI 1-25	RPI 26-50		W-L RECORDS		RPI 51-100		RPI 101-150		RPI 150+	
12-39-0		0-0-0	0-0-0		OVERALL		0-3-0		0-4-0		12-32-0	
5-16-0		0-0-0	0-0-0		HOME		0-1-0		0-1-0		5-14-0	
7-22-0		0-0-0	0-0-0		AWAY		0-2-0		0-3-0		7-17-0	
0-1-0		0-0-0	0-0-0		NEUTRAL		0-0-0		0-0-0		0-1-0	
3-21-0		0-0-0	0-0-0		NON-CONFERENCE		0-3-0		0-4-0		3-14-0	
2-5-0		0-0-0	0-0-0		HOME		0-1-0		0-1-0		2-3-0	
1-16-0		0-0-0	0-0-		AWAY		0-2-0		0-3-0		1-11-0	
0-0-0		0-0-0	0-0-0		NEUTRAL		0-0-0		0-0-0		0-0-0	
9-18-0		0-0-0	0-0-0		CONFERENCE		0-0-0		0-0-0		9-18-0	
3-11-0		0-0-0	0-0-0		HOME		0-0-0		0-0-0		3-11-0	
6-6-0		0-0-0	0-0-0		AWAY		0-0-0		0-0-0		6-6-0	
0-1-0		0-0-0	0-0-0		NEUTRAL		0-0-0		0-0-0		0-1-0	
RPI S	Opponent	Score	RPI S	Opponent	Score	RPI S	Opponent	Score	RPI S	Opponent	Score	
						51 A	South Ala.	1 11	110 A	Samford	3 11	
						81 A	Tennessee Tech	3 17	110 H	Samford	1 31	
						81 H	Tennessee Tech	4 10	122 A	Morehead St.	2 12	
									122 A	Morehead St.	6 13	
									183 A	UAB	1 7	
									183 A	UAB	2 8	
									192 A	Texas St.	0 10	
									192 A	Texas St.	2 7	
									192 A	Texas St.	3 8	
									201 A	Alabama St.	4 5	
									201 A	Alabama St.	2 14	
									201 A	Alabama St.	5 2	
									201 H	Alabama St.	2 11	
									201 H	Alabama St.	3 5	
									201 N	Alabama St.	2 9	
									202 A	UT Martin	2 12	
									202 H	UT Martin	0 6	
									219 A	Jackson St.	3 10	
									219 A	Jackson St.	2 6	
									219 A	Jackson St.	5 7	
									219 H	Jackson St.	2 14	
									219 H	Jackson St.	3 9	
									219 H	Jackson St.	3 6	
									228 A	Eastern Ky.	6 16	
									228 A	Eastern Ky.	0 19	
									283 H	Ark.-Pine Bluff	1 4	
									283 H	Ark.-Pine Bluff	4 5	
LAST 10 GAMES												
			219 A	Jackson St.	3 10	286 H	Alcorn	12 1	219 H	Jackson St.	3 6	
			219 A	Jackson St.	5 7	286 H	Alcorn	8 6	228 A	Eastern Ky.	6 16	
			219 A	Jackson St.	2 6	202 A	UT Martin	2 12	228 A	Eastern Ky.	0 19	
			202 H	UT Martin	0 6	110 H	Samford	1 31	283 H	Ark.-Pine Bluff	1 4	
			286 H	Alcorn	1 12	292 A	Mississippi Val.	3 1	283 H	Ark.-Pine Bluff	4 5	

Non-Div. I Games: North Ala. 1 12 North Ala. 6 10

Alabama A&amp;M



Average RPI Win:		283	WON-LOST RECORD		WINNING PCT. RANK		LAST 10 GAMES		STRENGTH OF SCHEDULE		OPP. STRENGTH OF SCHEDULE		TEAM RPI		ADJ RPI		CONF. RPI		ADJ CONF. RPI	
DIV. I ONLY			6-35-0		.14634 297		2-8-0		288		288		296		.35449 296		29		29	
DIV. I NON-CONF.			3-14-0		.17647 282		0-1-0		294		296		292		.37077 293		28		28	
TOTALS		RPI 1-25		RPI 26-50		W-L RECORDS		RPI 51-100		RPI 101-150		RPI 150+								
6-35-0		0-1-0		0-0-0		OVERALL		0-6-0		0-3-0		6-25-0								
1-9-0		0-0-0		0-0-0		HOME		0-3-0		0-0-0		1-6-0								
4-23-0		0-1-0		0-0-0		AWAY		0-3-0		0-1-0		4-18-0								
1-3-0		0-0-0		0-0-0		NEUTRAL		0-0-0		0-2-0		1-1-0								
3-14-0		0-1-0		0-0-0		NON-CONFERENCE		0-0-0		0-3-0		3-10-0								
0-1-0		0-0-0		0-0-0		HOME		0-0-0		0-0-0		0-1-0								
2-10-0		0-1-0		0-0-		AWAY		0-0-0		0-1-0		2-8-0								
1-3-0		0-0-0		0-0-0		NEUTRAL		0-0-0		0-2-0		1-1-0								
3-21-0		0-0-0		0-0-0		CONFERENCE		0-6-0		0-0-0		3-15-0								
1-8-0		0-0-0		0-0-0		HOME		0-3-0		0-0-0		1-5-0								
2-13-0		0-0-0		0-0-0		AWAY		0-3-0		0-0-0		2-10-0								
0-0-0		0-0-0		0-0-0		NEUTRAL		0-0-0		0-0-0		0-0-0								
RPI	S	Opponent		Score		RPI	S	Opponent		Score		RPI	S	Opponent		Score				
6	A	Louisville		2 12																
						95	A	Oral Roberts		0 10		113	A	Purdue		0 18				
						95	A	Oral Roberts		1 15		140	N	Canisius		6 13				
						95	A	Oral Roberts		2 11		140	N	Canisius		4 8				
						95	H	Oral Roberts		1 15		161	A	Butler		3 13				
						95	H	Oral Roberts		1 3		161	A	Butler		0 2				
						95	H	Oral Roberts		2 14		161	H	Butler		3 10				
												216	A	Little Rock		2 17				
												216	A	Little Rock		5 9				
												216	A	Little Rock		2 3				
												216	A	Little Rock		1 5				
												251	A	South Dakota St.		0 1				
												251	A	South Dakota St.		2 12				
												251	A	South Dakota St.		6 10				
												257	A	North Dakota St.		4 6				
												257	A	North Dakota St.		2 12				
												257	A	North Dakota St.		1 2				
												268	A	Western Ill.		1 4				
												268	A	Western Ill.		5 1				
												268	A	Western Ill.		5 6				
												268	H	Western Ill.		4 7				
												268	H	Western Ill.		5 15				
												268	H	Western Ill.		2 0				
						280	A	Omaha		14 7		95	A	Oral Roberts		1 15				
						280	A	Omaha		0 19		113	A	Purdue		0 18				
						280	A	Omaha		6 7		268	H	Western Ill.		5 15				
						95	A	Oral Roberts		2 11		268	H	Western Ill.		2 0				
						95	A	Oral Roberts		0 10		268	H	Western Ill.		4 7				
Non-Div. I Games:		Goshen		6	4	Cleary		12	1	Ind.-South Bend		10	11	Fort Wayne						

Fort Wayne

Average RPI Win: 269		WON-LOST	WINNING	LAST 10	STRENGTH OF		OPP. STRENGTH	TEAM	ADJ		CONF.	ADJ CONF.		
Average RPI Loss: 199		RECORD	PCT. RANK	GAMES	SCHEDULE		OF SCHEDULE	RPI	RPI	RPI	RPI			
DIV. I ONLY		7-36-0	.16279	294	2-8-0		284	285	297	.35329	297	30	30	
DIV. I NON-CONF.		3-16-0	.15789	285	1-0-0		285	290	296	.35419	296	27	27	
TOTALS		RPI 1-25	RPI 26-50		W-L RECORDS		RPI 51-100		RPI 101-150		RPI 150+			
7-36-0		0-0-0	0-0-0		OVERALL		0-0-0		0-9-0		7-27-0			
6-9-0		0-0-0	0-0-0		HOME		0-0-0		0-0-0		6-9-0			
1-27-0		0-0-0	0-0-0		AWAY		0-0-0		0-9-0		1-18-0			
0-0-0		0-0-0	0-0-0		NEUTRAL		0-0-0		0-0-0		0-0-0			
3-16-0		0-0-0	0-0-0		NON-CONFERENCE		0-0-0		0-5-0		3-11-0			
3-2-0		0-0-0	0-0-0		HOME		0-0-0		0-0-0		3-2-0			
0-14-0		0-0-0	0-0-		AWAY		0-0-0		0-5-0		0-9-0			
0-0-0		0-0-0	0-0-0		NEUTRAL		0-0-0		0-0-0		0-0-0			
4-20-0		0-0-0	0-0-0		CONFERENCE		0-0-0		0-4-0		4-16-0			
3-7-0		0-0-0	0-0-0		HOME		0-0-0		0-0-0		3-7-0			
1-13-0		0-0-0	0-0-0		AWAY		0-0-0		0-4-0		1-9-0			
0-0-0		0-0-0	0-0-0		NEUTRAL		0-0-0		0-0-0		0-0-0			
RPI	S	Opponent	Score	RPI	S	Opponent	Score	RPI	S	Opponent	Score			
								112	A	New Mexico St.	2	13		
								112	A	New Mexico St.	3	6		
								112	A	New Mexico St.	4	25		
								112	A	New Mexico St.	1	29		
								117	A	Duke	3	10		
								141	A	Bryant	1	11		
								141	A	Bryant	2	6		
								141	A	Bryant	0	11		
								141	A	Bryant	1	12		
								154	A	UMBC	1	14		
								154	A	UMBC	7	19		
								155	A	Central Conn. St.	1	9		
								155	A	Central Conn. St.	0	2		
								155	A	Central Conn. St.	0	4		
								155	H	Central Conn. St.	3	11		
								155	H	Central Conn. St.	2	7		
								155	H	Central Conn. St.	5	7		
								186	A	N.C. A&T	7	14		
								186	A	N.C. A&T	1	3		
								186	A	N.C. A&T	2	4		
								191	H	Georgetown	2	13		
								208	H	George Mason	4	19		
								252	A	LIU Brooklyn	10	12		
								252	A	LIU Brooklyn	11	8		
								252	A	LIU Brooklyn	8	12		
								252	H	LIU Brooklyn	11	15		
								252	H	LIU Brooklyn	8	7		
LAST 10 GAMES														
				141	A	Bryant	2	6		258	H	Sacred Heart	4	7
				141	A	Bryant	1	11		258	H	Sacred Heart	7	0
				141	A	Bryant	0	11		258	H	Sacred Heart	4	17
				141	A	Bryant	1	12		258	H	Sacred Heart	7	19
				293	H	Coppin St.	7	3		252	A	LIU Brooklyn	8	12

Non-Div. I Games:

Mt. St. Mary's

RPI	S	Opponent	Score	
252	H	LIU Brooklyn	18	8
258	H	Sacred Heart	7	0
258	H	Sacred Heart	4	7
258	H	Sacred Heart	7	19
258	H	Sacred Heart	4	17
287	H	UMES	2	1
287	H	UMES	2	0
288	A	Savannah St.	5	6
288	A	Savannah St.	8	9
288	A	Savannah St.	1	9
289	A	Fairleigh Dickinson	1	4
289	A	Fairleigh Dickinson	2	5
289	A	Fairleigh Dickinson	5	6
289	A	Fairleigh Dickinson	2	15
293	A	Coppin St.	6	9
293	H	Coppin St.	7	3

Mt. St. Mary's

M  
t  
.  
S  
t  
.  
M  
a  
r  
y  
'  
s

M  
t  
.  
S  
t  
.  
M  
a  
r  
y  
'  
s

Average RPI Win: 263		WON-LOST RECORD	WINNING PCT. RANK		LAST 10 GAMES	STRENGTH OF SCHEDULE	OPP. STRENGTH OF SCHEDULE	TEAM RPI	ADJ RPI		CONF. RPI	ADJ CONF. RPI			
Average RPI Loss: 217															
DIV. I ONLY		5-36-1	.13095	298	2-8-0	278	289	298	.35026	298	32	32			
DIV. I NON-CONF.		5-36-1	.13095	291	2-8-0	280	298	297	.35026	297	32	32			
<hr/>															
TOTALS		RPI 1-25		RPI 26-50		W-L RECORDS		RPI 51-100		RPI 101-150		RPI 150+			
5-36-1		0-0-0		0-1-0		OVERALL		0-0-0		0-0-0		5-35-1			
4-14-1		0-0-0		0-0-0		HOME		0-0-0		0-0-0		4-14-1			
1-22-0		0-0-0		0-1-0		AWAY		0-0-0		0-0-0		1-21-0			
0-0-0		0-0-0		0-0-0		NEUTRAL		0-0-0		0-0-0		0-0-0			
5-36-1		0-0-0		0-1-0		NON-CONFERENCE		0-0-0		0-0-0		5-35-1			
4-14-1		0-0-0		0-0-0		HOME		0-0-0		0-0-0		4-14-1			
1-22-0		0-0-0		0-0-		AWAY		0-0-0		0-0-0		1-21-0			
0-0-0		0-0-0		0-0-0		NEUTRAL		0-0-0		0-0-0		0-0-0			
0-0-0		0-0-0		0-0-0		CONFERENCE		0-0-0		0-0-0		0-0-0			
0-0-0		0-0-0		0-0-0		HOME		0-0-0		0-0-0		0-0-0			
0-0-0		0-0-0		0-0-0		AWAY		0-0-0		0-0-0		0-0-0			
0-0-0		0-0-0		0-0-0		NEUTRAL		0-0-0		0-0-0		0-0-0			
RPI	S	Opponent	Score	RPI	S	Opponent	Score	RPI	S	Opponent	Score	RPI	S	Opponent	Score
				31	A	St. John's (NY)	8 13			160	H	Fairfield	2	8	
										184	A	Navy	5	10	
										184	A	Navy	0	12	
										184	A	Navy	2	10	
										184	H	Navy	3	15	
										190	A	Northeastern	3	8	
										190	A	Northeastern	0	11	
										190	A	Northeastern	3	12	
										190	A	Northeastern	7	16	
										191	A	Georgetown	0	9	
										191	A	Georgetown	4	6	
										191	A	Georgetown	3	13	
										194	H	Albany (NY)	1	8	
										194	H	Albany (NY)	3	0	
										203	A	Arkansas St.	5	13	
										203	A	Arkansas St.	2	5	
										203	A	Arkansas St.	5	11	
										203	A	Arkansas St.	0	6	
										206	A	Stony Brook	2	7	
										206	H	Stony Brook	8	11	
										214	A	Monmouth	4	10	
				LAST 10 GAMES						214	A	Monmouth	1	7	
				290	H	NJIT	2 6	214	A	Monmouth	1 7	231	A	Army West Point	3 8
				290	A	NJIT	10 7	214	A	Monmouth	4 10	252	A	LIU Brooklyn	5 9
				290	H	NJIT	4 3	252	A	LIU Brooklyn	5 9	254	A	Iona	4 13
				290	H	NJIT	0 4	190	A	Northeastern	7 16	254	H	Iona	1 9
				206	H	Stony Brook	8 11	190	A	Northeastern	3 8	256	H	Siena	3 5

Non-Div. I Games:

NYIT



RPI	S	Opponent	Score	
256	H	Siena	5	5
256	H	Siena	0	6
258	H	Sacred Heart	2	6
258	H	Sacred Heart	0	6
258	H	Sacred Heart	4	3
273	A	Hofstra	3	14
273	H	Hofstra	5	6
275	H	Wagner	0	4
275	H	Wagner	0	5
284	H	Lehigh	6	4
290	A	NJIT	10	7
290	H	NJIT	2	6
290	H	NJIT	0	4
290	H	NJIT	4	3

NYIT

Average RPI Win:	0	WON-LOST	WINNING	LAST 10	STRENGTH OF	OPP. STRENGTH	TEAM	ADJ	CONF.	ADJ CONF.		
Average RPI Loss:	199	RECORD	PCT. RANK	GAMES	SCHEDULE	OF SCHEDULE	RPI	RPI	RPI	RPI		
DIV. I ONLY		0-31-0	0	299	0-10-0	244	284	299	.33682	299	26	26
DIV. I NON-CONF.		0-14-0	0	299	0-3-0	253	295	299	.33733	299	25	25
<hr/>												
TOTALS	RPI 1-25	RPI 26-50		W-L RECORDS		RPI 51-100		RPI 101-150		RPI 150+		
0-31-0	0-0-0	0-1-0		OVERALL		0-4-0		0-3-0		0-23-0		
0-12-0	0-0-0	0-0-0		HOME		0-0-0		0-3-0		0-9-0		
0-18-0	0-0-0	0-0-0		AWAY		0-4-0		0-0-0		0-14-0		
0-1-0	0-0-0	0-1-0		NEUTRAL		0-0-0		0-0-0		0-0-0		
0-14-0	0-0-0	0-1-0		NON-CONFERENCE		0-4-0		0-0-0		0-9-0		
0-4-0	0-0-0	0-0-0		HOME		0-0-0		0-0-0		0-4-0		
0-9-0	0-0-0	0-0-		AWAY		0-4-0		0-0-0		0-5-0		
0-1-0	0-0-0	0-1-0		NEUTRAL		0-0-0		0-0-0		0-0-0		
0-17-0	0-0-0	0-0-0		CONFERENCE		0-0-0		0-3-0		0-14-0		
0-8-0	0-0-0	0-0-0		HOME		0-0-0		0-3-0		0-5-0		
0-9-0	0-0-0	0-0-0		AWAY		0-0-0		0-0-0		0-9-0		
0-0-0	0-0-0	0-0-0		NEUTRAL		0-0-0		0-0-0		0-0-0		
RPI	S	Opponent	Score	RPI	S	Opponent	Score	RPI	S	Opponent	Score	
				31	N	St. John's (NY)	9 12	59	A	Louisiana	0 10	
								59	A	Louisiana	1 6	
								59	A	Louisiana	0 4	
								85	A	Seton Hall	0 11	
								149	H	Marist	6 17	
								149	H	Marist	2 6	
								149	H	Marist	6 27	
								160	A	Fairfield	4 6	
								160	A	Fairfield	1 7	
								160	A	Fairfield	2 3	
								195	A	Niagara	0 7	
								195	A	Niagara	2 3	
								195	A	Niagara	1 8	
								218	A	Fordham	5 7	
								218	A	Fordham	2 5	
								239	A	Quinnipiac	1 13	
								239	A	Quinnipiac	1 5	
								239	A	Quinnipiac	0 7	
								244	H	Rider	1 15	
								244	H	Rider	4 28	
								244	H	Rider	0 7	
								252	H	LIU Brooklyn	10 12	
								256	H	Siena	2 17	
								256	H	Siena	4 12	
								275	H	Wagner	2 9	
								284	A	Lehigh	3 10	
								284	H	Lehigh	5 15	
								289	A	Fairleigh Dickinson	6 13	
								85	A	Seton Hall	0 11	
								289	H	Fairleigh Dickinson	10 25	
								239	A	Quinnipiac	0 7	
								239	A	Quinnipiac	1 5	
								256	H	Siena	4 12	
								149	H	Marist	6 27	
								256	H	Siena	2 17	
								284	H	Lehigh	5 15	
								289	H	Fairleigh Dickinson	10 25	
								149	H	Marist	2 6	
								239	A	Quinnipiac	1 5	

Non-Div. I Games:

Saint Peter's