

| Average RPI Win: | | 82 | WON-LOST | | WINNING | | LAST 10 | | STRENGTH OF | | OPP. STRENGTH | | TEAM | ADJ | | CONF. | ADJ CONF. | |
|-------------------|---|----------|----------|-----------|-----------|----------------|---------|------------|-------------|-------------|---------------|----------|------|---------------------|---|-------|-----------|--|
| Average RPI Loss: | | 88 | RECORD | | PCT. RANK | | GAMES | | SCHEDULE | | OF SCHEDULE | | RPI | RPI | | RPI | RPI | |
| DIV. I ONLY | | | 35-4-0 | | .89744 | | 1 | | 7-3-0 | | 52 | | 3 | | 1 | | .64187 | |
| DIV. I NON-CONF. | | | 16-1-0 | | .94118 | | 2 | | 0-0-0 | | 140 | | 16 | | 2 | | .62118 | |
| TOTALS | | RPI 1-25 | | RPI 26-50 | | W-L RECORDS | | RPI 51-100 | | RPI 101-150 | | RPI 150+ | | | | | | |
| 35-4-0 | | 8-0-0 | | 5-0-0 | | OVERALL | | 11-3-0 | | 6-0-0 | | 5-1-0 | | | | | | |
| 16-1-0 | | 3-0-0 | | 3-0-0 | | HOME | | 3-1-0 | | 4-0-0 | | 3-0-0 | | | | | | |
| 12-2-0 | | 3-0-0 | | 0-0-0 | | AWAY | | 8-2-0 | | 0-0-0 | | 1-0-0 | | | | | | |
| 7-1-0 | | 2-0-0 | | 2-0-0 | | NEUTRAL | | 0-0-0 | | 2-0-0 | | 1-1-0 | | | | | | |
| 16-1-0 | | 2-0-0 | | 2-0-0 | | NON-CONFERENCE | | 1-0-0 | | 6-0-0 | | 5-1-0 | | | | | | |
| 7-0-0 | | 0-0-0 | | 0-0-0 | | HOME | | 0-0-0 | | 4-0-0 | | 3-0-0 | | | | | | |
| 2-0-0 | | 0-0-0 | | 0-0- | | AWAY | | 1-0-0 | | 0-0-0 | | 1-0-0 | | | | | | |
| 7-1-0 | | 2-0-0 | | 2-0-0 | | NEUTRAL | | 0-0-0 | | 2-0-0 | | 1-1-0 | | | | | | |
| 19-3-0 | | 6-0-0 | | 3-0-0 | | CONFERENCE | | 10-3-0 | | 0-0-0 | | 0-0-0 | | | | | | |
| 9-1-0 | | 3-0-0 | | 3-0-0 | | HOME | | 3-1-0 | | 0-0-0 | | 0-0-0 | | | | | | |
| 10-2-0 | | 3-0-0 | | 0-0-0 | | AWAY | | 7-2-0 | | 0-0-0 | | 0-0-0 | | | | | | |
| 0-0-0 | | 0-0-0 | | 0-0-0 | | NEUTRAL | | 0-0-0 | | 0-0-0 | | 0-0-0 | | | | | | |
| RPI | S | Opponent | | Score | | RPI | S | Opponent | | Score | | RPI | S | Opponent | | Score | | |
| 12 | A | Stanford | | 3 | 1 | 42 | N | Nebraska | | 5 | 2 | 52 | A | Washington | | 3 | 0 | |
| 12 | A | Stanford | | 7 | 0 | 42 | N | Nebraska | | 10 | 1 | 52 | A | Washington | | 5 | 2 | |
| 12 | A | Stanford | | 15 | 7 | 49 | H | Utah | | 5 | 4 | 52 | A | Washington | | 2 | 3 | |
| 13 | H | Arizona | | 11 | 7 | 49 | H | Utah | | 5 | 1 | 61 | H | Oregon | | 4 | 1 | |
| 13 | H | Arizona | | 4 | 3 | 49 | H | Utah | | 5 | 4 | 63 | A | UCLA | | 1 | 7 | |
| 13 | H | Arizona | | 5 | 4 | | | | | | | 63 | A | UCLA | | 2 | 1 | |
| 24 | N | Indiana | | 1 | 0 | | | | | | | 63 | A | UCLA | | 4 | 2 | |
| 24 | N | Indiana | | 4 | 1 | | | | | | | 72 | A | Saint Mary's (CA) | | 4 | 3 | |
| | | | | | | | | | | | | 79 | H | Southern California | | 3 | 1 | |
| | | | | | | | | | | | | 79 | H | Southern California | | 10 | 1 | |
| | | | | | | | | | | | | 79 | H | Southern California | | 5 | 7 | |
| | | | | | | | | | | | | 96 | A | Arizona St. | | 4 | 0 | |
| | | | | | | | | | | | | 96 | A | Arizona St. | | 2 | 0 | |
| | | | | | | | | | | | | 96 | A | Arizona St. | | 10 | 1 | |
| | | | | | | | | | | | | | | | | | | |
| | | | | | | | | | | | | | | | | | | |
| | | | | | | | | | | | | | | | | | | |
| | | | | | | | | | | | | | | | | | | |
| | | | | | | | | | | | | | | | | | | |
| | | | | | | | | | | | | | | | | | | |
| | | | | | | | | | | | | | | | | | | |
| | | | | | | | | | | | | | | | | | | |
| | | | | | | | | | | | | | | | | | | |
| | | | | | | | | | | | | | | | | | | |
| | | | | | | | | | | | | | | | | | | |
| | | | | | | | | | | | | | | | | | | |
| | | | | | | | | | | | | | | | | | | |
| | | | | | | | | | | | | | | | | | | |
| | | | | | | | | | | | | | | | | | | |
| | | | | | | | | | | | | | | | | | | |
| | | | | | | | | | | | | | | | | | | |
| | | | | | | | | | | | | | | | | | | |
| | | | | | | | | | | | | | | | | | | |
| | | | | | | | | | | | | | | | | | | |
| | | | | | | | | | | | | | | | | | | |
| | | | | | | | | | | | | | | | | | | |
| | | | | | | | | | | | | | | | | | | |
| | | | | | | | | | | | | | | | | | | |
| | | | | | | | | | | | | | | | | | | |
| | | | | | | | | | | | | | | | | | | |
| | | | | | | | | | | | | | | | | | | |
| | | | | | | | | | | | | | | | | | | |
| | | | | | | | | | | | | | | | | | | |
| | | | | | | | | | | | | | | | | | | |
| | | | | | | | | | | | | | | | | | | |
| | | | | | | | | | | | | | | | | | | |
| | | | | | | | | | | | | | | | | | | |

Non-Div. I Games:

Oregon St.

| Average RPI Win: | | 76 | WON-LOST RECORD | | WINNING PCT. RANK | LAST 10 GAMES | | STRENGTH OF SCHEDULE | | OPP. STRENGTH OF SCHEDULE | TEAM RPI | ADJ RPI | CONF. RPI | ADJ CONF. RPI | | | |
|-------------------|---|----------------|-----------------|-----------|-------------------|----------------|-------|----------------------|---|---------------------------|----------|----------|-----------|----------------|---|-------|---|
| Average RPI Loss: | | 47 | | | | | | | | | | | | | | | |
| DIV. I ONLY | | | 37-9-0 | | .80435 | 4 | 8-2-0 | | 9 | 5 | 2 | .62703 | 2 | 3 | 3 | | |
| DIV. I NON-CONF. | | | 18-4-0 | | .81818 | 12 | 3-1-0 | | 9 | 26 | 5 | .61199 | 5 | 4 | 4 | | |
| TOTALS | | RPI 1-25 | | RPI 26-50 | | W-L RECORDS | | RPI 51-100 | | RPI 101-150 | | RPI 150+ | | | | | |
| 37-9-0 | | 10-3-0 | | 6-2-0 | | OVERALL | | 11-3-0 | | 3-1-0 | | 7-0-0 | | | | | |
| 25-7-0 | | 10-3-0 | | 2-2-0 | | HOME | | 5-2-0 | | 1-0-0 | | 7-0-0 | | | | | |
| 11-2-0 | | 0-0-0 | | 3-0-0 | | AWAY | | 6-1-0 | | 2-1-0 | | 0-0-0 | | | | | |
| 1-0-0 | | 0-0-0 | | 1-0-0 | | NEUTRAL | | 0-0-0 | | 0-0-0 | | 0-0-0 | | | | | |
| 18-4-0 | | 5-2-0 | | 1-1-0 | | NON-CONFERENCE | | 4-1-0 | | 1-0-0 | | 7-0-0 | | | | | |
| 16-4-0 | | 5-2-0 | | 0-1-0 | | HOME | | 3-1-0 | | 1-0-0 | | 7-0-0 | | | | | |
| 1-0-0 | | 0-0-0 | | 0-0- | | AWAY | | 1-0-0 | | 0-0-0 | | 0-0-0 | | | | | |
| 1-0-0 | | 0-0-0 | | 1-0-0 | | NEUTRAL | | 0-0-0 | | 0-0-0 | | 0-0-0 | | | | | |
| 19-5-0 | | 5-1-0 | | 5-1-0 | | CONFERENCE | | 7-2-0 | | 2-1-0 | | 0-0-0 | | | | | |
| 9-3-0 | | 5-1-0 | | 2-1-0 | | HOME | | 2-1-0 | | 0-0-0 | | 0-0-0 | | | | | |
| 10-2-0 | | 0-0-0 | | 3-0-0 | | AWAY | | 5-1-0 | | 2-1-0 | | 0-0-0 | | | | | |
| 0-0-0 | | 0-0-0 | | 0-0-0 | | NEUTRAL | | 0-0-0 | | 0-0-0 | | 0-0-0 | | | | | |
| RPI | S | Opponent | | Score | | RPI | S | Opponent | | Score | | RPI | S | Opponent | | Score | |
| 3 | H | Kentucky | | 3 | 1 | 28 | A | Florida St. | | 9 | 7 | 55 | A | Georgia Tech | | 6 | 5 |
| 3 | H | Kentucky | | 6 | 5 | 28 | A | Florida St. | | 5 | 2 | 55 | A | Georgia Tech | | 2 | 4 |
| 3 | H | Kentucky | | 5 | 4 | 28 | A | Florida St. | | 3 | 1 | 55 | A | Georgia Tech | | 7 | 4 |
| 4 | H | Clemson | | 5 | 4 | 31 | N | South Carolina | | 20 | 5 | 56 | H | Liberty | | 2 | 5 |
| 4 | H | Clemson | | 5 | 1 | 36 | H | St. John's (NY) | | 4 | 5 | 64 | H | Coastal Caro. | | 7 | 6 |
| 4 | H | Clemson | | 3 | 2 | 45 | H | North Carolina St. | | 2 | 4 | 69 | H | Miami (FL) | | 7 | 2 |
| 10 | H | Virginia | | 9 | 4 | 45 | H | North Carolina St. | | 7 | 1 | 69 | H | Miami (FL) | | 6 | 3 |
| 10 | H | Virginia | | 12 | 2 | 45 | H | North Carolina St. | | 7 | 2 | 69 | H | Miami (FL) | | 2 | 6 |
| 10 | H | Virginia | | 1 | 2 | | | | | | | 84 | H | Winthrop | | 11 | 0 |
| 20 | H | Maryland | | 9 | 2 | | | | | | | 86 | A | East Carolina | | 6 | 2 |
| 23 | H | Long Beach St. | | 2 | 5 | | | | | | | 86 | H | East Carolina | | 3 | 2 |
| 23 | H | Long Beach St. | | 1 | 4 | | | | | | | 98 | A | Boston College | | 17 | 7 |
| 23 | H | Long Beach St. | | 8 | 5 | | | | | | | 98 | A | Boston College | | 15 | 3 |
| | | | | | | | | | | | | 98 | A | Boston College | | 16 | 4 |
| LAST 10 GAMES | | | | | | | | | | | | | | | | | |
| 260 | H | Richmond | | 5 | 4 | 173 | H | Elon | | 11 | 2 | | | | | | |
| 4 | H | Clemson | | 3 | 2 | 105 | A | Pittsburgh | | 9 | 11 | | | | | | |
| 4 | H | Clemson | | 5 | 4 | 105 | A | Pittsburgh | | 3 | 1 | | | | | | |
| 4 | H | Clemson | | 5 | 1 | 105 | A | Pittsburgh | | 5 | 2 | | | | | | |
| 230 | H | Campbell | | 7 | 1 | 56 | H | Liberty | | 2 | 5 | | | | | | |

Non-Div. I Games:

North Carolina

| Average RPI Win: | 100 | WON-LOST RECORD | | WINNING PCT. RANK | | LAST 10 GAMES | | STRENGTH OF SCHEDULE | | OPP. STRENGTH OF SCHEDULE | | TEAM RPI | | ADJ RPI | | CONF. RPI | | ADJ CONF. RPI | | | | | |
|--------------------------|-----|-----------------|--|-------------------|----|----------------|---|----------------------|--|---------------------------|---|---------------------|---|------------|----|-----------|---|---------------|---|------------------|--|-------|---|
| DIV. I ONLY | | 31-14-0 | | .68889 | 27 | 7-3-0 | | 3 | | 15 | | 3 | | .61715 | 3 | 2 | | 2 | | | | | |
| DIV. I NON-CONF. | | 17-7-0 | | .70833 | 33 | 2-0-0 | | 25 | | 68 | | 17 | | .59323 | 17 | 2 | | 2 | | | | | |
| <hr/> | | | | | | | | | | | | | | | | | | | | | | | |
| TOTALS | | RPI 1-25 | | RPI 26-50 | | W-L RECORDS | | RPI 51-100 | | RPI 101-150 | | RPI 150+ | | | | | | | | | | | |
| 31-14-0 | | 6-8-0 | | 8-2-0 | | OVERALL | | 5-3-0 | | 3-0-0 | | 9-1-0 | | | | | | | | | | | |
| 20-3-0 | | 5-2-0 | | 2-1-0 | | HOME | | 3-0-0 | | 3-0-0 | | 7-0-0 | | | | | | | | | | | |
| 10-10-0 | | 1-6-0 | | 6-1-0 | | AWAY | | 2-3-0 | | 0-0-0 | | 1-0-0 | | | | | | | | | | | |
| 1-1-0 | | 0-0-0 | | 0-0-0 | | NEUTRAL | | 0-0-0 | | 0-0-0 | | 1-1-0 | | | | | | | | | | | |
| 17-7-0 | | 1-4-0 | | 1-0-0 | | NON-CONFERENCE | | 3-2-0 | | 3-0-0 | | 9-1-0 | | | | | | | | | | | |
| 14-0-0 | | 1-0-0 | | 0-0-0 | | HOME | | 3-0-0 | | 3-0-0 | | 7-0-0 | | | | | | | | | | | |
| 2-6-0 | | 0-4-0 | | 1-0- | | AWAY | | 0-2-0 | | 0-0-0 | | 1-0-0 | | | | | | | | | | | |
| 1-1-0 | | 0-0-0 | | 0-0-0 | | NEUTRAL | | 0-0-0 | | 0-0-0 | | 1-1-0 | | | | | | | | | | | |
| 14-7-0 | | 5-4-0 | | 7-2-0 | | CONFERENCE | | 2-1-0 | | 0-0-0 | | 0-0-0 | | | | | | | | | | | |
| 6-3-0 | | 4-2-0 | | 2-1-0 | | HOME | | 0-0-0 | | 0-0-0 | | 0-0-0 | | | | | | | | | | | |
| 8-4-0 | | 1-2-0 | | 5-1-0 | | AWAY | | 2-1-0 | | 0-0-0 | | 0-0-0 | | | | | | | | | | | |
| 0-0-0 | | 0-0-0 | | 0-0-0 | | NEUTRAL | | 0-0-0 | | 0-0-0 | | 0-0-0 | | | | | | | | | | | |
| RPI | S | Opponent | | Score | | RPI | S | Opponent | | Score | | RPI | S | Opponent | | Score | | RPI | S | Opponent | | Score | |
| 2 | A | North Carolina | | 1 | 3 | 31 | A | South Carolina | | 19 | 1 | 56 | A | Liberty | | 4 | 5 | 114 | H | UC Santa Barbara | | 12 | 1 |
| 2 | A | North Carolina | | 5 | 6 | 31 | A | South Carolina | | 9 | 4 | 71 | A | Missouri | | 6 | 1 | 114 | H | UC Santa Barbara | | 3 | 2 |
| 2 | A | North Carolina | | 4 | 5 | 31 | A | South Carolina | | 1 | 5 | 71 | A | Missouri | | 8 | 9 | 114 | H | UC Santa Barbara | | 2 | 1 |
| 7 | A | Louisville | | 3 | 5 | 33 | A | Texas A&M | | 6 | 0 | 71 | A | Missouri | | 5 | 2 | 165 | N | Delaware | | 3 | 4 |
| 7 | H | Louisville | | 11 | 7 | 33 | A | Texas A&M | | 7 | 6 | 91 | A | Cincinnati | | 1 | 2 | 185 | H | Murray St. | | 9 | 7 |
| 15 | H | LSU | | 12 | 5 | 33 | A | Texas A&M | | 11 | 7 | 91 | H | Cincinnati | | 13 | 7 | 205 | H | UT Martin | | 8 | 0 |
| 15 | H | LSU | | 10 | 2 | 35 | H | Ole Miss | | 4 | 1 | 93 | H | Wright St. | | 15 | 1 | 206 | H | Miami (OH) | | 6 | 4 |
| 15 | H | LSU | | 3 | 4 | 35 | H | Ole Miss | | 4 | 2 | 99 | H | Xavier | | 6 | 0 | 206 | H | Miami (OH) | | 14 | 2 |
| 17 | A | Mississippi St. | | 6 | 10 | 35 | H | Ole Miss | | 6 | 9 | | | | | | | 206 | H | Miami (OH) | | 16 | 3 |
| 17 | A | Mississippi St. | | 5 | 2 | 37 | A | Old Dominion | | 19 | 2 | | | | | | | 218 | N | Saint Joseph's | | 16 | 9 |
| 17 | A | Mississippi St. | | 6 | 10 | | | | | | | | | | | | | 229 | H | Eastern Ky. | | 12 | 0 |
| 25 | H | Vanderbilt | | 4 | 6 | | | | | | | | | | | | | 247 | A | Western Ky. | | 4 | 3 |
| 25 | H | Vanderbilt | | 7 | 4 | | | | | | | | | | | | | 247 | H | Western Ky. | | 17 | 2 |
| 25 | H | Vanderbilt | | 10 | 3 | | | | | | | | | | | | | | | | | | |
| <hr/> | | | | | | | | | | | | | | | | | | | | | | | |
| LAST 10 GAMES | | | | | | | | | | | | | | | | | | | | | | | |
| 31 A South Carolina 9 4 | | | | | | | | | | | | 15 H LSU 3 4 | | | | | | | | | | | |
| 31 A South Carolina 1 5 | | | | | | | | | | | | 15 H LSU 12 5 | | | | | | | | | | | |
| 31 A South Carolina 19 1 | | | | | | | | | | | | 7 H Louisville 11 7 | | | | | | | | | | | |
| 99 H Xavier 6 0 | | | | | | | | | | | | 71 A Missouri 6 1 | | | | | | | | | | | |
| 15 H LSU 10 2 | | | | | | | | | | | | 71 A Missouri 8 9 | | | | | | | | | | | |

Non-Div. I Games:

Kentucky

| Average RPI Win: | 95 | WON-LOST RECORD | WINNING PCT. RANK | LAST 10 GAMES | STRENGTH OF SCHEDULE | OPP. STRENGTH OF SCHEDULE | TEAM RPI | ADJ RPI | CONF. RPI | ADJ CONF. RPI | | | | | |
|------------------|----------|--------------------|-------------------|----------------|----------------------|---------------------------|----------|-------------|-----------|----------------|-------|-----|---|--------------------|-------|
| DIV. I ONLY | | 34-11-0 | .75556 | 9 | 4-6-0 | 18 | 12 | 4 | .6141 | 4 | 3 | 3 | | | |
| DIV. I NON-CONF. | | 18-3-0 | .85714 | 6 | 2-0-0 | 37 | 45 | 6 | .60918 | 6 | 4 | 4 | | | |
| <hr/> | | | | | | | | | | | | | | | |
| TOTALS | RPI 1-25 | RPI 26-50 | | W-L RECORDS | | RPI 51-100 | | RPI 101-150 | | RPI 150+ | | | | | |
| 34-11-0 | 4-5-0 | 3-3-0 | | OVERALL | | 13-3-0 | | 8-0-0 | | 6-0-0 | | | | | |
| 23-5-0 | 4-2-0 | 0-1-0 | | HOME | | 7-2-0 | | 7-0-0 | | 5-0-0 | | | | | |
| 9-6-0 | 0-3-0 | 2-2-0 | | AWAY | | 5-1-0 | | 1-0-0 | | 1-0-0 | | | | | |
| 2-0-0 | 0-0-0 | 1-0-0 | | NEUTRAL | | 1-0-0 | | 0-0-0 | | 0-0-0 | | | | | |
| <hr/> | | | | | | | | | | | | | | | |
| 18-3-0 | 0-0-0 | 2-1-0 | | NON-CONFERENCE | | 5-2-0 | | 5-0-0 | | 6-0-0 | | | | | |
| 13-3-0 | 0-0-0 | 0-1-0 | | HOME | | 4-2-0 | | 4-0-0 | | 5-0-0 | | | | | |
| 3-0-0 | 0-0-0 | 1-0- | | AWAY | | 0-0-0 | | 1-0-0 | | 1-0-0 | | | | | |
| 2-0-0 | 0-0-0 | 1-0-0 | | NEUTRAL | | 1-0-0 | | 0-0-0 | | 0-0-0 | | | | | |
| <hr/> | | | | | | | | | | | | | | | |
| 16-8-0 | 4-5-0 | 1-2-0 | | CONFERENCE | | 8-1-0 | | 3-0-0 | | 0-0-0 | | | | | |
| 10-2-0 | 4-2-0 | 0-0-0 | | HOME | | 3-0-0 | | 3-0-0 | | 0-0-0 | | | | | |
| 6-6-0 | 0-3-0 | 1-2-0 | | AWAY | | 5-1-0 | | 0-0-0 | | 0-0-0 | | | | | |
| 0-0-0 | 0-0-0 | 0-0-0 | | NEUTRAL | | 0-0-0 | | 0-0-0 | | 0-0-0 | | | | | |
| <hr/> | | | | | | | | | | | | | | | |
| RPI | S | Opponent | Score | RPI | S | Opponent | Score | RPI | S | Opponent | Score | RPI | S | Opponent | Score |
| 2 | A | North Carolina | 4 5 | 28 | A | Florida St. | 3 7 | 55 | A | Georgia Tech | 1 5 | 109 | H | Western Caro. | 11 5 |
| 2 | A | North Carolina | 1 5 | 28 | A | Florida St. | 12 10 | 55 | A | Georgia Tech | 11 6 | 118 | A | Georgia | 4 0 |
| 2 | A | North Carolina | 2 3 | 28 | A | Florida St. | 6 7 | 55 | A | Georgia Tech | 13 6 | 118 | H | Georgia | 9 7 |
| 8 | H | Wake Forest | 8 7 | 31 | A | South Carolina | 5 3 | 67 | H | Yale | 10 6 | 133 | H | Virginia Tech | 8 3 |
| 8 | H | Wake Forest | 11 0 | 31 | H | South Carolina | 0 2 | 67 | H | Yale | 10 8 | 133 | H | Virginia Tech | 6 3 |
| 8 | H | Wake Forest | 3 8 | 31 | N | South Carolina | 8 7 | 83 | N | Michigan St. | 9 2 | 133 | H | Virginia Tech | 12 1 |
| 10 | H | Virginia | 7 6 | | | | | 84 | H | Winthrop | 6 5 | 139 | H | Wofford | 9 2 |
| 10 | H | Virginia | 0 2 | | | | | 92 | H | Notre Dame | 4 1 | 140 | H | Furman | 8 0 |
| 10 | H | Virginia | 12 1 | | | | | 92 | H | Notre Dame | 6 5 | 151 | A | Col. of Charleston | 8 4 |
| | | | | | | | | 92 | H | Notre Dame | 4 0 | 151 | H | Col. of Charleston | 7 2 |
| | | | | | | | | 93 | H | Wright St. | 6 2 | 173 | H | Elon | 3 0 |
| | | | | | | | | 93 | H | Wright St. | 2 9 | 173 | H | Elon | 13 5 |
| | | | | | | | | 93 | H | Wright St. | 4 6 | 173 | H | Elon | 1 0 |
| | | | | | | | | 98 | A | Boston College | 2 0 | 198 | H | Charleston So. | 6 5 |
| | | | | | | | | 98 | A | Boston College | 8 2 | | | | |
| | | | | | | | | 98 | A | Boston College | 1 0 | | | | |
| <hr/> | | | | | | | | | | | | | | | |
| LAST 10 GAMES | | | | | | | | | | | | | | | |
| 2 | A | North Carolina | 2 3 | 8 | H | Wake Forest | 11 0 | | | | | | | | |
| 2 | A | North Carolina | 4 5 | 8 | H | Wake Forest | 8 7 | | | | | | | | |
| 2 | A | North Carolina | 1 5 | 118 | H | Georgia | 9 7 | | | | | | | | |
| 151 | H | Col. of Charleston | 7 2 | 28 | A | Florida St. | 6 7 | | | | | | | | |
| 8 | H | Wake Forest | 3 8 | 28 | A | Florida St. | 3 7 | | | | | | | | |

Non-Div. I Games:

Clemson

| Average RPI Win: | 74 | WON-LOST | WINNING | LAST 10 | STRENGTH OF | OPP. STRENGTH | TEAM | ADJ | CONF. | ADJ CONF. | | |
|-------------------|------------|-----------|-----------|----------------|-------------|---------------|----------------|-------------|--------|----------------|-------|---|
| Average RPI Loss: | 40 | RECORD | PCT. RANK | GAMES | SCHEDULE | OF SCHEDULE | RPI | RPI | RPI | RPI | | |
| DIV. I ONLY | | 31-13-0 | .70455 | 19 | 8-2-0 | 14 | 2 | 6 | .60855 | 6 | 2 | 2 |
| DIV. I NON-CONF. | | 18-5-0 | .78261 | 18 | 2-0-0 | 16 | 9 | 3 | .61489 | 3 | 2 | 2 |
| <hr/> | | | | | | | | | | | | |
| TOTALS | RPI 1-25 | RPI 26-50 | | W-L RECORDS | | RPI 51-100 | | RPI 101-150 | | RPI 150+ | | |
| 31-13-0 | 4-5-0 | 7-4-0 | | OVERALL | | 10-4-0 | | 9-0-0 | | 1-0-0 | | |
| 20-6-0 | 2-1-0 | 5-3-0 | | HOME | | 7-2-0 | | 6-0-0 | | 0-0-0 | | |
| 10-7-0 | 2-4-0 | 1-1-0 | | AWAY | | 3-2-0 | | 3-0-0 | | 1-0-0 | | |
| 1-0-0 | 0-0-0 | 1-0-0 | | NEUTRAL | | 0-0-0 | | 0-0-0 | | 0-0-0 | | |
| 18-5-0 | 0-0-0 | 4-1-0 | | NON-CONFERENCE | | 7-4-0 | | 6-0-0 | | 1-0-0 | | |
| 15-2-0 | 0-0-0 | 2-0-0 | | HOME | | 7-2-0 | | 6-0-0 | | 0-0-0 | | |
| 2-3-0 | 0-0-0 | 1-0- | | AWAY | | 0-2-0 | | 0-0-0 | | 1-0-0 | | |
| 1-0-0 | 0-0-0 | 1-0-0 | | NEUTRAL | | 0-0-0 | | 0-0-0 | | 0-0-0 | | |
| 13-8-0 | 4-5-0 | 3-3-0 | | CONFERENCE | | 3-0-0 | | 3-0-0 | | 0-0-0 | | |
| 5-4-0 | 2-1-0 | 3-3-0 | | HOME | | 0-0-0 | | 0-0-0 | | 0-0-0 | | |
| 8-4-0 | 2-4-0 | 0-0-0 | | AWAY | | 3-0-0 | | 3-0-0 | | 0-0-0 | | |
| 0-0-0 | 0-0-0 | 0-0-0 | | NEUTRAL | | 0-0-0 | | 0-0-0 | | 0-0-0 | | |
| RPI S | Opponent | Score | RPI S | Opponent | Score | RPI S | Opponent | Score | RPI S | Opponent | Score | |
| 15 H | LSU | 8 1 | 28 A | Florida St. | 10 7 | 66 A | FGCU | 3 7 | 111 H | William & Mary | 11 6 | |
| 15 H | LSU | 6 10 | 28 H | Florida St. | 1 0 | 66 H | FGCU | 2 3 | 111 H | William & Mary | 5 4 | |
| 15 H | LSU | 1 0 | 28 N | Florida St. | 4 1 | 69 H | Miami (FL) | 1 0 | 111 H | William & Mary | 8 1 | |
| 18 A | Auburn | 5 6 | 31 H | South Carolina | 2 4 | 69 H | Miami (FL) | 2 0 | 118 A | Georgia | 6 4 | |
| 18 A | Auburn | 1 2 | 31 H | South Carolina | 1 0 | 69 H | Miami (FL) | 6 2 | 118 A | Georgia | 6 3 | |
| 18 A | Auburn | 3 14 | 31 H | South Carolina | 7 5 | 70 H | Seton Hall | 8 0 | 118 A | Georgia | 4 3 | |
| 25 A | Vanderbilt | 10 6 | 34 A | UCF | 2 11 | 70 H | Seton Hall | 2 3 | 120 H | Columbia | 8 4 | |
| 25 A | Vanderbilt | 20 8 | 34 H | UCF | 4 3 | 70 H | Seton Hall | 4 3 | 120 H | Columbia | 7 0 | |
| 25 A | Vanderbilt | 0 2 | 41 H | Tennessee | 5 4 | 71 A | Missouri | 4 3 | 120 H | Columbia | 7 2 | |
| | | | 41 H | Tennessee | 6 7 | 71 A | Missouri | 2 1 | 199 A | Stetson | 9 8 | |
| | | | 41 H | Tennessee | 2 3 | 71 A | Missouri | 2 1 | | | | |
| | | | | | | 76 A | Jacksonville | 2 3 | | | | |
| | | | | | | 90 H | North Florida | 2 1 | | | | |
| | | | | | | 94 H | Florida A&M | 8 7 | | | | |
| LAST 10 GAMES | | | | | | | | | | | | |
| | | | 94 H | Florida A&M | 8 7 | 31 H | South Carolina | 2 4 | | | | |
| | | | 118 A | Georgia | 4 3 | 31 H | South Carolina | 1 0 | | | | |
| | | | 118 A | Georgia | 6 3 | 90 H | North Florida | 2 1 | | | | |
| | | | 118 A | Georgia | 6 4 | 25 A | Vanderbilt | 20 8 | | | | |
| | | | 31 H | South Carolina | 7 5 | 25 A | Vanderbilt | 0 2 | | | | |

Non-Div. I Games:

Florida

| Average RPI Win: | | 134 | WON-LOST RECORD | | WINNING PCT. RANK | | LAST 10 GAMES | | STRENGTH OF SCHEDULE | | OPP. STRENGTH OF SCHEDULE | | TEAM RPI | | ADJ RPI | | CONF. RPI | | ADJ CONF. RPI | | | | | |
|------------------|---|-------------|-----------------|--|-------------------|----|---------------|----------------|----------------------|--|---------------------------|-------|----------|-------------|----------------|--------------|-----------|----|---------------|---|---|--|---|--|
| DIV. I ONLY | | | 39-6-0 | | .86667 | | 2 | | 1-0-0 | | 110 | | 57 | | 7 | | .60507 | | 7 | | 3 | | 3 | |
| DIV. I NON-CONF. | | | 22-2-0 | | .91667 | | 3 | | 1-0-0 | | 244 | | 168 | | 24 | | .58082 | | 24 | | 4 | | 4 | |
| TOTALS | | RPI 1-25 | | | RPI 26-50 | | | W-L RECORDS | | | RPI 51-100 | | | RPI 101-150 | | | RPI 150+ | | | | | | | |
| 39-6-0 | | 6-3-0 | | | 2-1-0 | | | OVERALL | | | 8-1-0 | | | 7-1-0 | | | 16-0-0 | | | | | | | |
| 28-2-0 | | 3-1-0 | | | 0-0-0 | | | HOME | | | 5-0-0 | | | 6-1-0 | | | 14-0-0 | | | | | | | |
| 8-4-0 | | 2-2-0 | | | 2-1-0 | | | AWAY | | | 3-1-0 | | | 0-0-0 | | | 1-0-0 | | | | | | | |
| 3-0-0 | | 1-0-0 | | | 0-0-0 | | | NEUTRAL | | | 0-0-0 | | | 1-0-0 | | | 1-0-0 | | | | | | | |
| 22-2-0 | | 2-1-0 | | | 0-0-0 | | | NON-CONFERENCE | | | 2-1-0 | | | 2-0-0 | | | 16-0-0 | | | | | | | |
| 18-0-0 | | 1-0-0 | | | 0-0-0 | | | HOME | | | 2-0-0 | | | 1-0-0 | | | 14-0-0 | | | | | | | |
| 1-2-0 | | 0-1-0 | | | 0-0- | | | AWAY | | | 0-1-0 | | | 0-0-0 | | | 1-0-0 | | | | | | | |
| 3-0-0 | | 1-0-0 | | | 0-0-0 | | | NEUTRAL | | | 0-0-0 | | | 1-0-0 | | | 1-0-0 | | | | | | | |
| 17-4-0 | | 4-2-0 | | | 2-1-0 | | | CONFERENCE | | | 6-0-0 | | | 5-1-0 | | | 0-0-0 | | | | | | | |
| 10-2-0 | | 2-1-0 | | | 0-0-0 | | | HOME | | | 3-0-0 | | | 5-1-0 | | | 0-0-0 | | | | | | | |
| 7-2-0 | | 2-1-0 | | | 2-1-0 | | | AWAY | | | 3-0-0 | | | 0-0-0 | | | 0-0-0 | | | | | | | |
| 0-0-0 | | 0-0-0 | | | 0-0-0 | | | NEUTRAL | | | 0-0-0 | | | 0-0-0 | | | 0-0-0 | | | | | | | |
| RPI | S | Opponent | | | Score | | RPI | S | Opponent | | | Score | | RPI | S | Opponent | | | Score | | | | | |
| 3 | A | Kentucky | | | 7 | 11 | 45 | A | North Carolina St. | | | 1 | 3 | 55 | A | Georgia Tech | | | 10 | 1 | | | | |
| 3 | H | Kentucky | | | 5 | 3 | 45 | A | North Carolina St. | | | 8 | 1 | 55 | A | Georgia Tech | | | 3 | 0 | | | | |
| 8 | H | Wake Forest | | | 1 | 2 | 45 | A | North Carolina St. | | | 7 | 6 | 55 | A | Georgia Tech | | | 5 | 4 | | | | |
| 8 | H | Wake Forest | | | 7 | 6 | | | | | | | 91 | A | Cincinnati | | | 3 | 6 | | | | | |
| 8 | H | Wake Forest | | | 7 | 5 | | | | | | | 95 | H | Purdue | | | 13 | 2 | | | | | |
| 10 | A | Virginia | | | 2 | 11 | | | | | | | 98 | H | Boston College | | | 6 | 4 | | | | | |
| 10 | A | Virginia | | | 4 | 3 | | | | | | | 98 | H | Boston College | | | 6 | 0 | | | | | |
| 10 | A | Virginia | | | 5 | 2 | | | | | | | 98 | H | Boston College | | | 5 | 3 | | | | | |
| 20 | N | Maryland | | | 10 | 7 | | | | | | | 99 | H | Xavier | | | 13 | 4 | | | | | |
| | | | | | | | LAST 10 GAMES | | | | | | | | | | | | | | | | | |
| 229 | A | Eastern Ky. | | | 14 | 4 | 239 | H | Northern Ky. | | | 6 | 4 | 277 | H | Omaha | | | 10 | 0 | | | | |
| 206 | H | Miami (OH) | | | 6 | 5 | 119 | H | Duke | | | 7 | 5 | 277 | H | Omaha | | | 6 | 0 | | | | |
| 186 | H | Toledo | | | 17 | 2 | 119 | H | Duke | | | 10 | 0 | 297 | H | Fort Wayne | | | 12 | 2 | | | | |
| 186 | H | Toledo | | | 11 | 1 | 119 | H | Duke | | | 3 | 5 | | | | | | | | | | | |
| 186 | H | Toledo | | | 5 | 4 | 3 | A | Kentucky | | | 7 | 11 | | | | | | | | | | | |

Non-Div. I Games:

Louisville

| Average RPI Win: | 102 | WON-LOST RECORD | WINNING PCT. RANK | LAST 10 GAMES | STRENGTH OF SCHEDULE | OPP. STRENGTH OF SCHEDULE | TEAM RPI | ADJ RPI | CONF. RPI | ADJ CONF. RPI | | |
|------------------|----------|-----------------|-------------------|----------------|----------------------|---------------------------|----------|-------------|-----------|---------------------|-------|---|
| DIV. I ONLY | | 30-13-0 | .69767 | 21 | 7-3-0 | 27 | 25 | 8 | .60176 | 8 | 3 | 3 |
| DIV. I NON-CONF. | | 17-5-0 | .77273 | 19 | 3-1-0 | 53 | 44 | 14 | .59511 | 14 | 4 | 4 |
| <hr/> | | | | | | | | | | | | |
| TOTALS | RPI 1-25 | RPI 26-50 | | W-L RECORDS | | RPI 51-100 | | RPI 101-150 | | RPI 150+ | | |
| 30-13-0 | 2-4-0 | 3-4-0 | | OVERALL | | 13-3-0 | | 3-1-0 | | 9-1-0 | | |
| 17-4-0 | 0-0-0 | 2-2-0 | | HOME | | 10-2-0 | | 1-0-0 | | 4-0-0 | | |
| 12-8-0 | 2-4-0 | 1-2-0 | | AWAY | | 3-1-0 | | 2-1-0 | | 4-0-0 | | |
| 1-1-0 | 0-0-0 | 0-0-0 | | NEUTRAL | | 0-0-0 | | 0-0-0 | | 1-1-0 | | |
| 17-5-0 | 0-0-0 | 1-3-0 | | NON-CONFERENCE | | 6-1-0 | | 1-0-0 | | 9-1-0 | | |
| 10-2-0 | 0-0-0 | 0-1-0 | | HOME | | 5-1-0 | | 1-0-0 | | 4-0-0 | | |
| 6-2-0 | 0-0-0 | 1-0- | | AWAY | | 1-0-0 | | 0-0-0 | | 4-0-0 | | |
| 1-1-0 | 0-0-0 | 0-0-0 | | NEUTRAL | | 0-0-0 | | 0-0-0 | | 1-1-0 | | |
| 13-8-0 | 2-4-0 | 2-1-0 | | CONFERENCE | | 7-2-0 | | 2-1-0 | | 0-0-0 | | |
| 7-2-0 | 0-0-0 | 2-1-0 | | HOME | | 5-1-0 | | 0-0-0 | | 0-0-0 | | |
| 6-6-0 | 2-4-0 | 0-0-0 | | AWAY | | 2-1-0 | | 2-1-0 | | 0-0-0 | | |
| 0-0-0 | 0-0-0 | 0-0-0 | | NEUTRAL | | 0-0-0 | | 0-0-0 | | 0-0-0 | | |
| RPI | S | Opponent | Score | RPI | S | Opponent | Score | RPI | S | Opponent | Score | |
| 4 | A | Clemson | 0 11 | 32 | A | Houston | 1 8 | 55 | H | Georgia Tech | 17 8 | |
| 4 | A | Clemson | 7 8 | 32 | A | Houston | 4 5 | 55 | H | Georgia Tech | 8 4 | |
| 4 | A | Clemson | 8 3 | 45 | H | North Carolina St. | 6 4 | 55 | H | Georgia Tech | 6 7 | |
| 7 | A | Louisville | 6 7 | 45 | H | North Carolina St. | 5 8 | 64 | A | Coastal Caro. | 13 8 | |
| 7 | A | Louisville | 2 1 | 45 | H | North Carolina St. | 6 5 | 64 | H | Coastal Caro. | 19 9 | |
| 7 | A | Louisville | 5 7 | 47 | A | Charlotte | 13 4 | 68 | H | Kent St. | 7 2 | |
| | | | | 47 | H | Charlotte | 1 6 | 68 | H | Kent St. | 5 0 | |
| | | | | | | | | 69 | A | Miami (FL) | 1 5 | |
| | | | | | | | | 69 | A | Miami (FL) | 9 0 | |
| | | | | | | | | 69 | A | Miami (FL) | 2 1 | |
| | | | | | | | | 79 | H | Southern California | 18 5 | |
| | | | | | | | | 79 | H | Southern California | 15 5 | |
| | | | | | | | | 79 | H | Southern California | 9 15 | |
| | | | | | | | | 92 | H | Notre Dame | 4 3 | |
| | | | | | | | | 92 | H | Notre Dame | 13 7 | |
| | | | | | | | | 92 | H | Notre Dame | 5 1 | |
| <hr/> | | | | | | | | | | | | |
| LAST 10 GAMES | | | | | | | | | | | | |
| 172 | A | Davidson | 12 6 | 92 | H | Notre Dame | 5 1 | | | | | |
| 4 | A | Clemson | 8 3 | 92 | H | Notre Dame | 13 7 | | | | | |
| 4 | A | Clemson | 0 11 | 92 | H | Notre Dame | 4 3 | | | | | |
| 4 | A | Clemson | 7 8 | 173 | A | Elon | 13 1 | | | | | |
| 47 | H | Charlotte | 1 6 | 64 | H | Coastal Caro. | 19 9 | | | | | |

Non-Div. I Games:

Wake Forest

TCU

| Average RPI Win: 104 | | WON-LOST | WINNING | LAST 10 | STRENGTH OF | | OPP. STRENGTH | TEAM | ADJ | CONF. | ADJ CONF. |
|----------------------|----------------|----------|-----------|---------------|----------------|-------|---------------|-------|-------------|-------------------|-----------|
| Average RPI Loss: 59 | | RECORD | PCT. RANK | GAMES | SCHEDULE | | OF SCHEDULE | RPI | RPI | RPI | RPI |
| DIV. I ONLY | | 32-11-0 | .74419 | 11 | 4-6-0 | | 54 | 7 | 9 | .59956 | 9 |
| DIV. I NON-CONF. | | 20-5-0 | .8 | 15 | 0-1-0 | | 143 | 29 | 21 | .58241 | 21 |
| TOTALS | | RPI 1-25 | RPI 26-50 | | W-L RECORDS | | RPI 51-100 | | RPI 101-150 | | RPI 150+ |
| 32-11-0 | | 5-6-0 | 2-0-0 | | OVERALL | | 15-2-0 | | 1-3-0 | | 9-0-0 |
| 19-4-0 | | 2-1-0 | 0-0-0 | | HOME | | 9-2-0 | | 0-1-0 | | 8-0-0 |
| 10-7-0 | | 2-5-0 | 0-0-0 | | AWAY | | 6-0-0 | | 1-2-0 | | 1-0-0 |
| 3-0-0 | | 1-0-0 | 2-0-0 | | NEUTRAL | | 0-0-0 | | 0-0-0 | | 0-0-0 |
| 20-5-0 | | 1-1-0 | 2-0-0 | | NON-CONFERENCE | | 7-1-0 | | 1-3-0 | | 9-0-0 |
| 12-2-0 | | 0-0-0 | 0-0-0 | | HOME | | 4-1-0 | | 0-1-0 | | 8-0-0 |
| 5-3-0 | | 0-1-0 | 0-0- | | AWAY | | 3-0-0 | | 1-2-0 | | 1-0-0 |
| 3-0-0 | | 1-0-0 | 2-0-0 | | NEUTRAL | | 0-0-0 | | 0-0-0 | | 0-0-0 |
| 12-6-0 | | 4-5-0 | 0-0-0 | | CONFERENCE | | 8-1-0 | | 0-0-0 | | 0-0-0 |
| 7-2-0 | | 2-1-0 | 0-0-0 | | HOME | | 5-1-0 | | 0-0-0 | | 0-0-0 |
| 5-4-0 | | 2-4-0 | 0-0-0 | | AWAY | | 3-0-0 | | 0-0-0 | | 0-0-0 |
| 0-0-0 | | 0-0-0 | 0-0-0 | | NEUTRAL | | 0-0-0 | | 0-0-0 | | 0-0-0 |
| RPI S | Opponent | Score | RPI S | Opponent | Score | RPI S | Opponent | Score | RPI S | Opponent | Score |
| 5 A | Texas Tech | 4 1 | 33 N | Texas A&M | 11 10 | 51 A | DBU | 9 3 | 141 H | SFA | 2 6 |
| 5 A | Texas Tech | 4 6 | 35 N | Ole Miss | 5 3 | 51 H | DBU | 3 2 | 143 A | UC Irvine | 16 7 |
| 5 A | Texas Tech | 3 21 | | | | 53 H | Oklahoma St. | 6 5 | 143 A | UC Irvine | 3 6 |
| 11 A | West Virginia | 4 5 | | | | 53 H | Oklahoma St. | 7 5 | 143 A | UC Irvine | 2 11 |
| 11 A | West Virginia | 8 6 | | | | 53 H | Oklahoma St. | 5 1 | 185 H | Murray St. | 15 6 |
| 11 A | West Virginia | 4 5 | | | | 60 H | Kansas | 3 1 | 185 H | Murray St. | 13 2 |
| 14 H | Baylor | 8 5 | | | | 60 H | Kansas | 3 4 | 185 H | Murray St. | 9 2 |
| 14 H | Baylor | 5 16 | | | | 60 H | Kansas | 5 1 | 213 H | Penn St. | 6 3 |
| 14 H | Baylor | 9 4 | | | | 75 H | Rice | 13 5 | 213 H | Penn St. | 9 3 |
| 15 N | LSU | 9 6 | | | | 96 A | Kansas St. | 12 4 | 213 H | Penn St. | 12 1 |
| 23 A | Long Beach St. | 0 7 | | | | 96 A | Kansas St. | 1 0 | 233 H | UTRGV | 10 2 |
| | | | | | | 96 A | Kansas St. | 5 0 | 233 H | UTRGV | 18 2 |
| | | | | | | 96 H | Arizona St. | 5 2 | 253 A | Abilene Christian | 3 0 |
| | | | | | | 96 H | Arizona St. | 8 4 | | | |
| | | | | | | 96 H | Arizona St. | 9 13 | | | |
| | | | | | | 100 A | UT Arlington | 5 4 | | | |
| | | | | | | 100 A | UT Arlington | 7 2 | | | |
| LAST 10 GAMES | | | | | | | | | | | |
| 5 A | Texas Tech | 3 21 | 14 H | Baylor | 5 16 | | | | | | |
| 5 A | Texas Tech | 4 6 | 14 H | Baylor | 9 4 | | | | | | |
| 5 A | Texas Tech | 4 1 | 11 A | West Virginia | 4 5 | | | | | | |
| 141 H | SFA | 2 6 | 11 A | West Virginia | 8 6 | | | | | | |
| 14 H | Baylor | 8 5 | 11 A | West Virginia | 4 5 | | | | | | |

Non-Div. I Games:

TCU

Non-Div. I Games:

Tie, Loss, Non-Conf,S Site, H Home, A Away, N Neutral Page 10

| Average RPI Win: | 81 | WON-LOST | WINNING | LAST 10 | STRENGTH OF | OPP. STRENGTH | TEAM | ADJ | CONF. | ADJ CONF. | | |
|-------------------|----------|-----------|-----------|----------------|-------------|------------------|-------|-------------|--------|---------------|-------|---|
| Average RPI Loss: | 50 | RECORD | PCT. RANK | GAMES | SCHEDULE | OF SCHEDULE | RPI | RPI | RPI | RPI | | |
| DIV. I ONLY | | 26-17-0 | .60465 | 75 | 6-4-0 | 15 | 8 | 11 | .59502 | 11 | 1 | 1 |
| DIV. I NON-CONF. | | 16-9-0 | .64 | 61 | 3-0-0 | 23 | 22 | 8 | .59901 | 8 | 1 | 1 |
| <hr/> | | | | | | | | | | | | |
| TOTALS | RPI 1-25 | RPI 26-50 | | W-L RECORDS | | RPI 51-100 | | RPI 101-150 | | RPI 150+ | | |
| 26-17-0 | 4-3-0 | 3-7-0 | | OVERALL | | 10-7-0 | | 6-0-0 | | 3-0-0 | | |
| 10-5-0 | 2-1-0 | 1-2-0 | | HOME | | 4-2-0 | | 2-0-0 | | 1-0-0 | | |
| 14-12-0 | 2-2-0 | 2-5-0 | | AWAY | | 6-5-0 | | 3-0-0 | | 1-0-0 | | |
| 2-0-0 | 0-0-0 | 0-0-0 | | NEUTRAL | | 0-0-0 | | 1-0-0 | | 1-0-0 | | |
| 16-9-0 | 0-1-0 | 2-5-0 | | NON-CONFERENCE | | 5-3-0 | | 6-0-0 | | 3-0-0 | | |
| 5-1-0 | 0-0-0 | 0-0-0 | | HOME | | 2-1-0 | | 2-0-0 | | 1-0-0 | | |
| 9-8-0 | 0-1-0 | 2-0- | | AWAY | | 3-2-0 | | 3-0-0 | | 1-0-0 | | |
| 2-0-0 | 0-0-0 | 0-0-0 | | NEUTRAL | | 0-0-0 | | 1-0-0 | | 1-0-0 | | |
| 10-8-0 | 4-2-0 | 1-2-0 | | CONFERENCE | | 5-4-0 | | 0-0-0 | | 0-0-0 | | |
| 5-4-0 | 2-1-0 | 1-2-0 | | HOME | | 2-1-0 | | 0-0-0 | | 0-0-0 | | |
| 5-4-0 | 2-1-0 | 0-0-0 | | AWAY | | 3-3-0 | | 0-0-0 | | 0-0-0 | | |
| 0-0-0 | 0-0-0 | 0-0-0 | | NEUTRAL | | 0-0-0 | | 0-0-0 | | 0-0-0 | | |
| RPI | S | Opponent | Score | RPI | S | Opponent | Score | RPI | S | Opponent | Score | |
| 9 | H | TCU | 5 4 | 27 | H | Oklahoma | 1 3 | 53 | A | Oklahoma St. | 2 3 | |
| 9 | H | TCU | 5 4 | 27 | H | Oklahoma | 4 2 | 53 | A | Oklahoma St. | 9 8 | |
| 9 | H | TCU | 6 8 | 27 | H | Oklahoma | 4 7 | 53 | A | Oklahoma St. | 5 3 | |
| 14 | A | Baylor | 7 1 | 37 | A | Old Dominion | 4 8 | 60 | H | Kansas | 2 7 | |
| 14 | A | Baylor | 6 5 | 37 | A | Old Dominion | 4 7 | 60 | H | Kansas | 8 0 | |
| 14 | A | Baylor | 1 5 | 37 | A | Old Dominion | 3 1 | 60 | H | Kansas | 10 1 | |
| 20 | A | Maryland | 6 7 | 38 | A | Southeastern La. | 2 4 | 64 | A | Coastal Caro. | 22 9 | |
| | | | | 47 | A | Charlotte | 3 6 | 64 | A | Coastal Caro. | 4 1 | |
| | | | | 47 | A | Charlotte | 2 13 | 76 | H | Jacksonville | 2 8 | |
| | | | | 47 | A | Charlotte | 6 3 | 76 | H | Jacksonville | 5 3 | |
| | | | | | | | | 76 | H | Jacksonville | 8 1 | |
| | | | | | | | | 82 | A | Tulane | 0 6 | |
| | | | | | | | | 82 | A | Tulane | 18 5 | |
| | | | | | | | | 82 | A | Tulane | 8 9 | |
| | | | | | | | | 96 | A | Kansas St. | 9 7 | |
| | | | | | | | | 96 | A | Kansas St. | 4 8 | |
| | | | | | | | | 96 | A | Kansas St. | 4 11 | |
| LAST 10 GAMES | | | | | | | | | | | | |
| | | | | 195 | H | Eastern Mich. | 17 1 | 96 | A | Kansas St. | 4 11 | |
| | | | | 27 | H | Oklahoma | 4 7 | 96 | A | Kansas St. | 4 8 | |
| | | | | 27 | H | Oklahoma | 1 3 | 96 | A | Kansas St. | 9 7 | |
| | | | | 27 | H | Oklahoma | 4 2 | 108 | A | Marshall | 8 4 | |
| | | | | 133 | A | Virginia Tech | 8 6 | 9 | H | TCU | 5 4 | |

Non-Div. I Games:

West Virginia

| Average RPI Win: | 76 | WON-LOST RECORD | WINNING PCT. RANK | LAST 10 GAMES | STRENGTH OF SCHEDULE | OPP. STRENGTH OF SCHEDULE | TEAM RPI | ADJ RPI | CONF. RPI | ADJ CONF. RPI | | | | |
|------------------|----------|-----------------|-------------------|----------------|----------------------|---------------------------|-------------------|-------------|-----------|---------------|---|---------------------|-------|----|
| DIV. I ONLY | | 28-12-0 | .7 | 20 | 9-1-0 | 35 | 1 | 12 | .59267 | 12 | 4 | 4 | | |
| DIV. I NON-CONF. | | 15-5-0 | .75 | 20 | 2-0-0 | 107 | 1 | 18 | .59222 | 18 | 3 | 3 | | |
| <hr/> | | | | | | | | | | | | | | |
| TOTALS | RPI 1-25 | RPI 26-50 | | W-L RECORDS | | RPI 51-100 | | RPI 101-150 | | RPI 150+ | | | | |
| 28-12-0 | 7-4-0 | 3-3-0 | | OVERALL | | 13-5-0 | | 1-0-0 | | 4-0-0 | | | | |
| 19-7-0 | 7-4-0 | 2-1-0 | | HOME | | 6-2-0 | | 1-0-0 | | 3-0-0 | | | | |
| 9-5-0 | 0-0-0 | 1-2-0 | | AWAY | | 7-3-0 | | 0-0-0 | | 1-0-0 | | | | |
| 0-0-0 | 0-0-0 | 0-0-0 | | NEUTRAL | | 0-0-0 | | 0-0-0 | | 0-0-0 | | | | |
| 15-5-0 | 4-1-0 | 1-2-0 | | NON-CONFERENCE | | 5-2-0 | | 1-0-0 | | 4-0-0 | | | | |
| 11-1-0 | 4-1-0 | 0-0-0 | | HOME | | 3-0-0 | | 1-0-0 | | 3-0-0 | | | | |
| 4-4-0 | 0-0-0 | 1-0- | | AWAY | | 2-2-0 | | 0-0-0 | | 1-0-0 | | | | |
| 0-0-0 | 0-0-0 | 0-0-0 | | NEUTRAL | | 0-0-0 | | 0-0-0 | | 0-0-0 | | | | |
| 13-7-0 | 3-3-0 | 2-1-0 | | CONFERENCE | | 8-3-0 | | 0-0-0 | | 0-0-0 | | | | |
| 8-6-0 | 3-3-0 | 2-1-0 | | HOME | | 3-2-0 | | 0-0-0 | | 0-0-0 | | | | |
| 5-1-0 | 0-0-0 | 0-0-0 | | AWAY | | 5-1-0 | | 0-0-0 | | 0-0-0 | | | | |
| 0-0-0 | 0-0-0 | 0-0-0 | | NEUTRAL | | 0-0-0 | | 0-0-0 | | 0-0-0 | | | | |
| RPI | S | Opponent | Score | | RPI | S | Opponent | Score | | RPI | S | Opponent | Score | |
| 1 | H | Oregon St. | 1 | 3 | 40 | A | Cal St. Fullerton | 0 | 1 | 60 | H | Kansas | 6 | 0 |
| 1 | H | Oregon St. | 0 | 7 | 40 | A | Cal St. Fullerton | 1 | 8 | 60 | H | Kansas | 5 | 0 |
| 1 | H | Oregon St. | 7 | 15 | 40 | A | Cal St. Fullerton | 7 | 6 | 60 | H | Kansas | 4 | 2 |
| 13 | H | Arizona | 3 | 1 | 49 | H | Utah | 0 | 4 | 61 | A | Oregon | 8 | 5 |
| 13 | H | Arizona | 3 | 2 | 49 | H | Utah | 6 | 4 | 61 | A | Oregon | 10 | 4 |
| 13 | H | Arizona | 4 | 3 | 49 | H | Utah | 5 | 1 | 61 | A | Oregon | 4 | 3 |
| 22 | H | Texas | 2 | 1 | | | | | | 63 | H | UCLA | 0 | 2 |
| 22 | H | Texas | 5 | 2 | | | | | | 63 | H | UCLA | 6 | 7 |
| 22 | H | Texas | 3 | 2 | | | | | | 63 | H | UCLA | 5 | 3 |
| 22 | H | Texas | 0 | 4 | | | | | | 73 | H | California | 8 | 4 |
| 23 | H | Long Beach St. | 7 | 3 | | | | | | 73 | H | California | 6 | 4 |
| | | | | | | | | | | 75 | A | Rice | 2 | 0 |
| | | | | | | | | | | 75 | A | Rice | 2 | 12 |
| | | | | | | | | | | 75 | A | Rice | 16 | 6 |
| | | | | | | | | | | 75 | A | Rice | 0 | 4 |
| | | | | | | | | | | 79 | A | Southern California | 5 | 7 |
| | | | | | | | | | | 79 | A | Southern California | 8 | 3 |
| | | | | | | | | | | 79 | A | Southern California | 6 | 3 |
| LAST 10 GAMES | | | | | | | | | | | | | | |
| | | | | | 224 | H | San Jose St. | 4 | 3 | 61 | A | Oregon | 10 | 4 |
| | | | | | 13 | H | Arizona | 3 | 1 | 61 | A | Oregon | 8 | 5 |
| | | | | | 13 | H | Arizona | 4 | 3 | 61 | A | Oregon | 4 | 3 |
| | | | | | 13 | H | Arizona | 3 | 2 | 73 | H | California | 6 | 4 |
| | | | | | 257 | H | Santa Clara | 8 | 2 | 63 | H | UCLA | 6 | 7 |

Non-Div. I Games:

Stanford

| Average RPI Win: | 110 | WON-LOST | WINNING | LAST 10 | STRENGTH OF | OPP. STRENGTH | TEAM | ADJ | CONF. | ADJ CONF. | | |
|-------------------|----------------|-----------|-----------|-------------------|-------------|---------------|---------------------|-------------|--------|----------------|-------|---|
| Average RPI Loss: | 34 | RECORD | PCT. RANK | GAMES | SCHEDULE | OF SCHEDULE | RPI | RPI | RPI | RPI | | |
| DIV. I ONLY | | 28-15-0 | .65116 | 47 | 4-6-0 | 12 | 28 | 13 | .59214 | 13 | 4 | 4 |
| DIV. I NON-CONF. | | 18-3-0 | .85714 | 6 | 2-0-0 | 12 | 80 | 1 | .63912 | 1 | 3 | 3 |
| <hr/> | | | | | | | | | | | | |
| TOTALS | RPI 1-25 | RPI 26-50 | | W-L RECORDS | | RPI 51-100 | | RPI 101-150 | | RPI 150+ | | |
| 28-15-0 | 1-7-0 | 4-5-0 | | OVERALL | | 9-2-0 | | 9-1-0 | | 5-0-0 | | |
| 20-4-0 | 0-0-0 | 4-3-0 | | HOME | | 6-1-0 | | 6-0-0 | | 4-0-0 | | |
| 6-10-0 | 0-7-0 | 0-1-0 | | AWAY | | 2-1-0 | | 3-1-0 | | 1-0-0 | | |
| 2-1-0 | 1-0-0 | 0-1-0 | | NEUTRAL | | 1-0-0 | | 0-0-0 | | 0-0-0 | | |
| 18-3-0 | 1-1-0 | 4-2-0 | | NON-CONFERENCE | | 1-0-0 | | 7-0-0 | | 5-0-0 | | |
| 14-0-0 | 0-0-0 | 4-0-0 | | HOME | | 0-0-0 | | 6-0-0 | | 4-0-0 | | |
| 2-2-0 | 0-1-0 | 0-0- | | AWAY | | 0-0-0 | | 1-0-0 | | 1-0-0 | | |
| 2-1-0 | 1-0-0 | 0-1-0 | | NEUTRAL | | 1-0-0 | | 0-0-0 | | 0-0-0 | | |
| 10-12-0 | 0-6-0 | 0-3-0 | | CONFERENCE | | 8-2-0 | | 2-1-0 | | 0-0-0 | | |
| 6-4-0 | 0-0-0 | 0-3-0 | | HOME | | 6-1-0 | | 0-0-0 | | 0-0-0 | | |
| 4-8-0 | 0-6-0 | 0-0-0 | | AWAY | | 2-1-0 | | 2-1-0 | | 0-0-0 | | |
| 0-0-0 | 0-0-0 | 0-0-0 | | NEUTRAL | | 0-0-0 | | 0-0-0 | | 0-0-0 | | |
| <hr/> | | | | | | | | | | | | |
| RPI S | Opponent | Score | RPI S | Opponent | Score | RPI S | Opponent | Score | RPI S | Opponent | Score | |
| 1 A | Oregon St. | 4 5 | 26 H | McNeese | 9 3 | 53 N | Oklahoma St. | 10 9 | 112 A | Washington St. | 6 5 | |
| 1 A | Oregon St. | 7 11 | 26 H | McNeese | 8 3 | 61 H | Oregon | 4 8 | 112 A | Washington St. | 3 9 | |
| 1 A | Oregon St. | 3 4 | 26 H | McNeese | 12 3 | 61 H | Oregon | 5 4 | 112 A | Washington St. | 19 5 | |
| 5 A | Texas Tech | 1 13 | 26 H | McNeese | 12 5 | 61 H | Oregon | 18 4 | 113 A | Grand Canyon | 7 3 | |
| 12 A | Stanford | 1 3 | 40 A | Cal St. Fullerton | 0 4 | 63 A | UCLA | 4 3 | 113 H | Grand Canyon | 3 2 | |
| 12 A | Stanford | 3 4 | 42 N | Nebraska | 0 1 | 63 A | UCLA | 7 8 | 124 H | New Mexico St. | 6 3 | |
| 12 A | Stanford | 2 3 | 49 H | Utah | 5 12 | 63 A | UCLA | 19 4 | 124 H | New Mexico St. | 11 2 | |
| 16 N | Arkansas | 3 0 | 49 H | Utah | 3 7 | 79 H | Southern California | 8 1 | 147 H | Hartford | 21 5 | |
| | | | 49 H | Utah | 2 4 | 79 H | Southern California | 9 4 | 147 H | Hartford | 17 13 | |
| | | | | | | 79 H | Southern California | 5 1 | 147 H | Hartford | 25 3 | |
| | | | | | | 96 H | Arizona St. | 11 2 | 229 H | Eastern Ky. | 9 8 | |
| | | | | | | | | | 229 H | Eastern Ky. | 18 4 | |
| | | | | | | | | | 229 H | Eastern Ky. | 16 13 | |
| | | | | | | | | | 229 H | Eastern Ky. | 6 0 | |
| | | | | | | | | | 257 A | Santa Clara | 16 10 | |
| <hr/> | | | | | | | | | | | | |
| LAST 10 GAMES | | | | | | | | | | | | |
| 257 A | Santa Clara | 16 10 | 49 H | Utah | 2 4 | | | | | | | |
| 12 A | Stanford | 1 3 | 49 H | Utah | 3 7 | | | | | | | |
| 12 A | Stanford | 3 4 | 49 H | Utah | 5 12 | | | | | | | |
| 12 A | Stanford | 2 3 | 61 H | Oregon | 18 4 | | | | | | | |
| 124 H | New Mexico St. | 11 2 | 61 H | Oregon | 5 4 | | | | | | | |

Non-Div. I Games:

Arizona

| Average RPI Win: 83 | | WON-LOST RECORD | | WINNING PCT. RANK | | LAST 10 GAMES | | STRENGTH OF SCHEDULE | | OPP. STRENGTH OF SCHEDULE | | TEAM RPI | | ADJ RPI | | CONF. RPI | | ADJ CONF. RPI | | | | | |
|---------------------|---|-----------------|--|-------------------|--|----------------|---|----------------------|--|---------------------------|--|----------|---|-----------------|--|-----------|--|---------------|---|------------------|--|-------|--|
| DIV. I ONLY | | 27-17-0 | | .61364 68 | | 6-4-0 | | 1 | | 26 | | 14 | | .59094 14 | | 1 | | 1 | | | | | |
| DIV. I NON-CONF. | | 19-7-0 | | .73077 26 | | 2-0-0 | | 10 | | 73 | | 11 | | .59698 11 | | 1 | | 1 | | | | | |
| TOTALS | | RPI 1-25 | | RPI 26-50 | | W-L RECORDS | | RPI 51-100 | | RPI 101-150 | | RPI 150+ | | | | | | | | | | | |
| 27-17-0 | | 5-8-0 | | 8-3-0 | | OVERALL | | 6-4-0 | | 1-2-0 | | 7-0-0 | | | | | | | | | | | |
| 17-9-0 | | 3-3-0 | | 6-3-0 | | HOME | | 1-1-0 | | 1-2-0 | | 6-0-0 | | | | | | | | | | | |
| 8-7-0 | | 2-4-0 | | 0-0-0 | | AWAY | | 5-3-0 | | 0-0-0 | | 1-0-0 | | | | | | | | | | | |
| 2-1-0 | | 0-1-0 | | 2-0-0 | | NEUTRAL | | 0-0-0 | | 0-0-0 | | 0-0-0 | | | | | | | | | | | |
| 19-7-0 | | 0-1-0 | | 7-1-0 | | NON-CONFERENCE | | 4-3-0 | | 1-2-0 | | 7-0-0 | | | | | | | | | | | |
| 13-4-0 | | 0-0-0 | | 5-1-0 | | HOME | | 1-1-0 | | 1-2-0 | | 6-0-0 | | | | | | | | | | | |
| 4-2-0 | | 0-0-0 | | 0-0- | | AWAY | | 3-2-0 | | 0-0-0 | | 1-0-0 | | | | | | | | | | | |
| 2-1-0 | | 0-1-0 | | 2-0-0 | | NEUTRAL | | 0-0-0 | | 0-0-0 | | 0-0-0 | | | | | | | | | | | |
| 8-10-0 | | 5-7-0 | | 1-2-0 | | CONFERENCE | | 2-1-0 | | 0-0-0 | | 0-0-0 | | | | | | | | | | | |
| 4-5-0 | | 3-3-0 | | 1-2-0 | | HOME | | 0-0-0 | | 0-0-0 | | 0-0-0 | | | | | | | | | | | |
| 4-5-0 | | 2-4-0 | | 0-0-0 | | AWAY | | 2-1-0 | | 0-0-0 | | 0-0-0 | | | | | | | | | | | |
| 0-0-0 | | 0-0-0 | | 0-0-0 | | NEUTRAL | | 0-0-0 | | 0-0-0 | | 0-0-0 | | | | | | | | | | | |
| RPI | S | Opponent | | Score | | RPI | S | Opponent | | Score | | RPI | S | Opponent | | Score | | RPI | S | Opponent | | Score | |
| 5 | A | Texas Tech | | 10 9 | | 27 | H | Oklahoma | | 7 0 | | 51 | A | DBU | | 4 1 | | 115 | H | UTSA | | 9 15 | |
| 5 | A | Texas Tech | | 3 5 | | 27 | H | Oklahoma | | 3 11 | | 51 | H | DBU | | 8 6 | | 137 | H | Lamar University | | 1 11 | |
| 5 | A | Texas Tech | | 2 13 | | 27 | H | Oklahoma | | 0 3 | | 52 | A | Washington | | 0 6 | | 141 | H | SFA | | 2 1 | |
| 9 | A | TCU | | 16 5 | | 32 | H | Houston | | 2 1 | | 52 | A | Washington | | 6 3 | | 164 | A | Texas St. | | 4 0 | |
| 9 | A | TCU | | 5 8 | | 32 | H | Houston | | 0 2 | | 52 | A | Washington | | 4 5 | | 164 | H | Texas St. | | 10 2 | |
| 9 | A | TCU | | 4 9 | | 32 | H | Houston | | 5 0 | | 60 | A | Kansas | | 3 1 | | 183 | H | Niagara | | 21 6 | |
| 11 | H | West Virginia | | 1 7 | | 33 | N | Texas A&M | | 6 3 | | 60 | A | Kansas | | 1 6 | | 183 | H | Niagara | | 6 3 | |
| 11 | H | West Virginia | | 5 6 | | 35 | N | Ole Miss | | 4 0 | | 60 | A | Kansas | | 5 4 | | 183 | H | Niagara | | 7 3 | |
| 11 | H | West Virginia | | 5 1 | | 43 | H | South Ala. | | 10 9 | | 77 | A | Sam Houston St. | | 6 5 | | 227 | H | Nevada | | 6 0 | |
| 15 | N | LSU | | 0 4 | | 43 | H | South Ala. | | 3 2 | | 77 | H | Sam Houston St. | | 4 7 | | 284 | H | Ark.-Pine Bluff | | 17 3 | |
| 22 | H | Texas | | 3 5 | | 43 | H | South Ala. | | 9 7 | | | | | | | | | | | | | |
| 22 | H | Texas | | 4 3 | | | | | | | | | | | | | | | | | | | |
| 22 | H | Texas | | 6 2 | | | | | | | | | | | | | | | | | | | |
| LAST 10 GAMES | | | | | | | | | | | | | | | | | | | | | | | |
| 60 | A | Kansas | | 1 6 | | 9 | A | TCU | | 16 5 | | | | | | | | | | | | | |
| 60 | A | Kansas | | 3 1 | | 9 | A | TCU | | 4 9 | | | | | | | | | | | | | |
| 60 | A | Kansas | | 5 4 | | 141 | H | SFA | | 2 1 | | | | | | | | | | | | | |
| 164 | H | Texas St. | | 10 2 | | 22 | H | Texas | | 3 5 | | | | | | | | | | | | | |
| 9 | A | TCU | | 5 8 | | 22 | H | Texas | | 4 3 | | | | | | | | | | | | | |

Non-Div. I Games:

Baylor

LSU

| Average RPI Win: 112 | | WON-LOST | WINNING | LAST 10 | STRENGTH OF | OPP. STRENGTH | TEAM | ADJ | CONF. | ADJ CONF. | | | | | | | |
|----------------------|---|------------|-----------|---------|----------------|---------------|------------------------|-------|-------------|-----------|----------|-----------|-------|---|------------------|----|----|
| Average RPI Loss: 40 | | RECORD | PCT. RANK | GAMES | SCHEDULE | OF SCHEDULE | RPI | RPI | RPI | RPI | | | | | | | |
| DIV. I ONLY | | 29-15-0 | .65909 | 43 | 6-4-0 | 17 | 20 | 15 | .58942 | 15 | 2 | 2 | | | | | |
| DIV. I NON-CONF. | | 16-7-0 | .69565 | 39 | 1-1-0 | 34 | 72 | 32 | .5695 | 32 | 2 | 2 | | | | | |
| <hr/> | | | | | | | | | | | | | | | | | |
| TOTALS | | RPI 1-25 | RPI 26-50 | | W-L RECORDS | | RPI 51-100 | | RPI 101-150 | | RPI 150+ | | | | | | |
| 29-15-0 | | 8-7-0 | 4-4-0 | | OVERALL | | 1-2-0 | | 7-2-0 | | 9-0-0 | | | | | | |
| 20-5-0 | | 3-0-0 | 4-3-0 | | HOME | | 0-1-0 | | 7-1-0 | | 6-0-0 | | | | | | |
| 7-8-0 | | 4-5-0 | 0-1-0 | | AWAY | | 0-1-0 | | 0-1-0 | | 3-0-0 | | | | | | |
| 2-2-0 | | 1-2-0 | 0-0-0 | | NEUTRAL | | 1-0-0 | | 0-0-0 | | 0-0-0 | | | | | | |
| <hr/> | | | | | | | | | | | | | | | | | |
| 16-7-0 | | 4-2-0 | 1-1-0 | | NON-CONFERENCE | | 1-2-0 | | 4-2-0 | | 6-0-0 | | | | | | |
| 14-2-0 | | 3-0-0 | 1-0-0 | | HOME | | 0-1-0 | | 4-1-0 | | 6-0-0 | | | | | | |
| 0-3-0 | | 0-0-0 | 0-0- | | AWAY | | 0-1-0 | | 0-1-0 | | 0-0-0 | | | | | | |
| 2-2-0 | | 1-2-0 | 0-0-0 | | NEUTRAL | | 1-0-0 | | 0-0-0 | | 0-0-0 | | | | | | |
| <hr/> | | | | | | | | | | | | | | | | | |
| 13-8-0 | | 4-5-0 | 3-3-0 | | CONFERENCE | | 0-0-0 | | 3-0-0 | | 3-0-0 | | | | | | |
| 6-3-0 | | 0-0-0 | 3-3-0 | | HOME | | 0-0-0 | | 3-0-0 | | 0-0-0 | | | | | | |
| 7-5-0 | | 4-5-0 | 0-0-0 | | AWAY | | 0-0-0 | | 0-0-0 | | 3-0-0 | | | | | | |
| 0-0-0 | | 0-0-0 | 0-0-0 | | NEUTRAL | | 0-0-0 | | 0-0-0 | | 0-0-0 | | | | | | |
| <hr/> | | | | | | | | | | | | | | | | | |
| RPI | S | Opponent | Score | | RPI | S | Opponent | Score | | RPI | S | Opponent | Score | | | | |
| 3 | A | Kentucky | 4 | 3 | 26 | A | McNeese | 4 | 5 | 57 | N | Louisiana | 3 | 2 | | | |
| 3 | A | Kentucky | 5 | 12 | 33 | H | Texas A&M | 7 | 4 | 82 | A | Tulane | 6 | 9 | | | |
| 3 | A | Kentucky | 2 | 10 | 33 | H | Texas A&M | 3 | 4 | 82 | H | Tulane | 6 | 7 | | | |
| 5 | N | Texas Tech | 4 | 5 | 33 | H | Texas A&M | 0 | 4 | | | | 128 | A | New Orleans | 8 | 11 |
| 6 | A | Florida | 1 | 8 | 35 | H | Ole Miss | 1 | 4 | | | | 128 | H | New Orleans | 4 | 7 |
| 6 | A | Florida | 10 | 6 | 35 | H | Ole Miss | 3 | 2 | | | | 137 | H | Lamar University | 10 | 4 |
| 6 | A | Florida | 0 | 1 | 35 | H | Ole Miss | 15 | 2 | | | | 150 | H | Wichita St. | 6 | 1 |
| 9 | N | TCU | 6 | 9 | 38 | H | Southeastern La. | 8 | 2 | | | | 150 | H | Wichita St. | 9 | 2 |
| 14 | N | Baylor | 4 | 0 | | | | | | | | | 150 | H | Wichita St. | 12 | 5 |
| 16 | A | Arkansas | 3 | 9 | | | | | | | | | 155 | H | Nicholls St. | 3 | 2 |
| 16 | A | Arkansas | 10 | 8 | | | | | | | | | 200 | A | Alabama | 7 | 4 |
| 16 | A | Arkansas | 2 | 0 | | | | | | | | | 200 | A | Alabama | 4 | 3 |
| 20 | H | Maryland | 9 | 5 | | | | | | | | | 200 | A | Alabama | 8 | 2 |
| 20 | H | Maryland | 6 | 1 | | | | | | | | | 221 | H | Air Force | 10 | 3 |
| 20 | H | Maryland | 14 | 0 | | | | | | | | | 231 | H | Army West Point | 9 | 0 |
| | | | | | | | | | | | | | 231 | H | Army West Point | 6 | 0 |
| | | | | | | | | | | | | | 274 | H | Hofstra | 8 | 1 |
| | | | | | | | | | | | | | 282 | H | Grambling | 13 | 2 |
| <hr/> | | | | | | | | | | | | | | | | | |
| LAST 10 GAMES | | | | | | | | | | | | | | | | | |
| 200 A Alabama | | | | | 4 | 3 | 3 A Kentucky | | | | | 4 | 3 | | | | |
| 200 A Alabama | | | | | 7 | 4 | 3 A Kentucky | | | | | 5 | 12 | | | | |
| 200 A Alabama | | | | | 8 | 2 | 137 H Lamar University | | | | | 10 | 4 | | | | |
| 82 A Tulane | | | | | 6 | 9 | 35 H Ole Miss | | | | | 3 | 2 | | | | |
| 3 A Kentucky | | | | | 2 | 10 | 35 H Ole Miss | | | | | 1 | 4 | | | | |

Non-Div. I Games: Louisiana Col. 13 0

LSU

| Average RPI Win: 114 | | WON-LOST RECORD | | WINNING PCT. RANK | | LAST 10 GAMES | | STRENGTH OF SCHEDULE | | OPP. STRENGTH OF SCHEDULE | | TEAM RPI | | ADJ RPI | | CONF. RPI | | ADJ CONF. RPI | |
|----------------------|-----------------|-----------------|-------|-------------------|-------|----------------|--|----------------------|----|---------------------------|--------------|----------|-------|-----------|-------|--------------|--|---------------|---|
| DIV. I ONLY | | 34-12-0 | | .73913 14 | | 6-4-0 | | 60 | | 22 | | 16 | | .58685 16 | | 2 | | 2 | |
| DIV. I NON-CONF. | | 21-4-0 | | .84 9 | | 3-0-0 | | 99 | | 64 | | 16 | | .59356 16 | | 2 | | 2 | |
| TOTALS | | RPI 1-25 | | RPI 26-50 | | W-L RECORDS | | RPI 51-100 | | RPI 101-150 | | RPI 150+ | | | | | | | |
| 34-12-0 | | 6-5-0 | | 5-4-0 | | OVERALL | | 5-2-0 | | 9-0-0 | | 9-1-0 | | | | | | | |
| 25-5-0 | | 4-2-0 | | 3-3-0 | | HOME | | 2-0-0 | | 9-0-0 | | 7-0-0 | | | | | | | |
| 7-5-0 | | 2-2-0 | | 1-1-0 | | AWAY | | 2-1-0 | | 0-0-0 | | 2-1-0 | | | | | | | |
| 2-2-0 | | 0-1-0 | | 1-0-0 | | NEUTRAL | | 1-1-0 | | 0-0-0 | | 0-0-0 | | | | | | | |
| 21-4-0 | | 1-1-0 | | 4-2-0 | | NON-CONFERENCE | | 3-1-0 | | 6-0-0 | | 7-0-0 | | | | | | | |
| 17-1-0 | | 0-0-0 | | 2-1-0 | | HOME | | 2-0-0 | | 6-0-0 | | 7-0-0 | | | | | | | |
| 2-1-0 | | 1-0-0 | | 1-0- | | AWAY | | 0-0-0 | | 0-0-0 | | 0-0-0 | | | | | | | |
| 2-2-0 | | 0-1-0 | | 1-0-0 | | NEUTRAL | | 1-1-0 | | 0-0-0 | | 0-0-0 | | | | | | | |
| 13-8-0 | | 5-4-0 | | 1-2-0 | | CONFERENCE | | 2-1-0 | | 3-0-0 | | 2-1-0 | | | | | | | |
| 8-4-0 | | 4-2-0 | | 1-2-0 | | HOME | | 0-0-0 | | 3-0-0 | | 0-0-0 | | | | | | | |
| 5-4-0 | | 1-2-0 | | 0-0-0 | | AWAY | | 2-1-0 | | 0-0-0 | | 2-1-0 | | | | | | | |
| 0-0-0 | | 0-0-0 | | 0-0-0 | | NEUTRAL | | 0-0-0 | | 0-0-0 | | 0-0-0 | | | | | | | |
| RPI S | Opponent | | Score | | RPI S | Opponent | | Score | | RPI S | Opponent | | Score | | RPI S | Opponent | | Score | |
| 13 N | Arizona | | 0 | 3 | 35 H | Ole Miss | | 7 | 4 | 53 N | Oklahoma St. | | 3 | 8 | 113 H | Grand Canyon | | 11 | 2 |
| 15 H | LSU | | 8 | 10 | 35 H | Ole Miss | | 1 | 9 | 71 A | Missouri | | 2 | 7 | 113 H | Grand Canyon | | 6 | 1 |
| 15 H | LSU | | 0 | 2 | 35 H | Ole Miss | | 1 | 4 | 71 A | Missouri | | 9 | 2 | 118 H | Georgia | | 5 | 4 |
| 15 H | LSU | | 9 | 3 | 42 N | Nebraska | | 15 | 5 | 71 A | Missouri | | 9 | 8 | 118 H | Georgia | | 14 | 4 |
| 17 H | Mississippi St. | | 6 | 1 | 44 A | Louisiana Tech | | 3 | 4 | 89 H | Memphis | | 16 | 7 | 118 H | Georgia | | 11 | 3 |
| 17 H | Mississippi St. | | 5 | 4 | 44 A | Louisiana Tech | | 13 | 10 | 89 H | Memphis | | 2 | 0 | 127 H | Bryant | | 13 | 7 |
| 17 H | Mississippi St. | | 3 | 1 | 48 H | Rhode Island | | 0 | 3 | 96 N | Kansas St. | | 6 | 5 | 127 H | Bryant | | 11 | 8 |
| 18 A | Auburn | | 2 | 15 | 48 H | Rhode Island | | 5 | 2 | | | | | | 127 H | Bryant | | 16 | 6 |
| 18 A | Auburn | | 6 | 11 | 48 H | Rhode Island | | 3 | 2 | | | | | | 128 H | New Orleans | | 5 | 2 |
| 18 A | Auburn | | 7 | 3 | | | | | | | | | | | 200 A | Alabama | | 1 | 7 |
| 19 A | Missouri St. | | 12 | 4 | | | | | | | | | | | 200 A | Alabama | | 8 | 5 |
| | | | | | | | | | | | | | | | 200 A | Alabama | | 7 | 1 |
| | | | | | | | | | | | | | | | 206 H | Miami (OH) | | 11 | 1 |
| | | | | | | | | | | | | | | | 206 H | Miami (OH) | | 7 | 0 |
| | | | | | | | | | | | | | | | 206 H | Miami (OH) | | 5 | 1 |
| | | | | | | | | | | | | | | | 234 H | La.-Monroe | | 11 | 2 |
| | | | | | | | | | | | | | | | 234 H | La.-Monroe | | 12 | 3 |
| | | | | | | | | | | | | | | | 286 H | Alcorn | | 3 | 2 |
| | | | | | | | | | | | | | | | 286 H | Alcorn | | 11 | 3 |
| LAST 10 GAMES | | | | | | | | | | | | | | | | | | | |
| | | | | | 35 H | Ole Miss | | 1 | 4 | 18 A | Auburn | | 7 | 3 | | | | | |
| | | | | | 35 H | Ole Miss | | 7 | 4 | 18 A | Auburn | | 2 | 15 | | | | | |
| | | | | | 35 H | Ole Miss | | 1 | 9 | 89 H | Memphis | | 2 | 0 | | | | | |
| | | | | | 96 N | Kansas St. | | 6 | 5 | 89 H | Memphis | | 16 | 7 | | | | | |
| | | | | | 18 A | Auburn | | 6 | 11 | 118 H | Georgia | | 11 | 3 | | | | | |

Non-Div. I Games:

Arkansas

| Average RPI Win: 104 | | WON-LOST | WINNING | LAST 10 | STRENGTH OF | | OPP. STRENGTH | TEAM | ADJ | CONF. | ADJ CONF. |
|----------------------|----------------|----------|-----------|---------------|----------------|-------|---------------|-------|----------------|--------|-----------|
| Average RPI Loss: 44 | | RECORD | PCT. RANK | GAMES | SCHEDULE | | OF SCHEDULE | RPI | RPI | RPI | RPI |
| DIV. I ONLY | | 30-16-0 | .65217 | 45 | 6-4-0 | | 10 | 30 | 17 | .58501 | 17 |
| DIV. I NON-CONF. | | 15-9-0 | .625 | 69 | 0-1-0 | | 31 | 157 | 62 | .54407 | 62 |
| TOTALS | | RPI 1-25 | RPI 26-50 | | W-L RECORDS | | RPI 51-100 | | RPI 101-150 | | RPI 150+ |
| 30-16-0 | | 4-8-0 | 11-3-0 | | OVERALL | | 3-3-0 | | 3-2-0 | | 9-0-0 |
| 22-8-0 | | 4-4-0 | 5-1-0 | | HOME | | 1-1-0 | | 3-2-0 | | 9-0-0 |
| 7-7-0 | | 0-3-0 | 5-2-0 | | AWAY | | 2-2-0 | | 0-0-0 | | 0-0-0 |
| 1-1-0 | | 0-1-0 | 1-0-0 | | NEUTRAL | | 0-0-0 | | 0-0-0 | | 0-0-0 |
| 15-9-0 | | 1-2-0 | 2-2-0 | | NON-CONFERENCE | | 3-3-0 | | 3-2-0 | | 6-0-0 |
| 13-5-0 | | 1-1-0 | 2-1-0 | | HOME | | 1-1-0 | | 3-2-0 | | 6-0-0 |
| 2-3-0 | | 0-0-0 | 0-0- | | AWAY | | 2-2-0 | | 0-0-0 | | 0-0-0 |
| 0-1-0 | | 0-1-0 | 0-0-0 | | NEUTRAL | | 0-0-0 | | 0-0-0 | | 0-0-0 |
| 15-7-0 | | 3-6-0 | 9-1-0 | | CONFERENCE | | 0-0-0 | | 0-0-0 | | 3-0-0 |
| 9-3-0 | | 3-3-0 | 3-0-0 | | HOME | | 0-0-0 | | 0-0-0 | | 3-0-0 |
| 5-4-0 | | 0-3-0 | 5-1-0 | | AWAY | | 0-0-0 | | 0-0-0 | | 0-0-0 |
| 1-0-0 | | 0-0-0 | 1-0-0 | | NEUTRAL | | 0-0-0 | | 0-0-0 | | 0-0-0 |
| RPI S | Opponent | Score | | RPI S | Opponent | Score | | RPI S | Opponent | Score | |
| 3 H | Kentucky | 10 | 6 | 31 A | South Carolina | 1 | 6 | 61 A | Oregon | 0 | 1 |
| 3 H | Kentucky | 2 | 5 | 31 A | South Carolina | 5 | 4 | 61 A | Oregon | 5 | 4 |
| 3 H | Kentucky | 10 | 6 | 31 A | South Carolina | 7 | 4 | 61 A | Oregon | 5 | 6 |
| 5 H | Texas Tech | 8 | 5 | 35 A | Ole Miss | 4 | 3 | 80 H | FIU | 3 | 8 |
| 5 H | Texas Tech | 2 | 5 | 35 A | Ole Miss | 2 | 1 | 80 H | FIU | 9 | 7 |
| 16 A | Arkansas | 1 | 3 | 35 A | Ole Miss | 5 | 3 | 89 A | Memphis | 8 | 3 |
| 16 A | Arkansas | 4 | 5 | 35 N | Ole Miss | 4 | 2 | | | | |
| 16 A | Arkansas | 1 | 6 | 41 H | Tennessee | 7 | 4 | | | | |
| 18 H | Auburn | 5 | 2 | 41 H | Tennessee | 14 | 4 | | | | |
| 18 H | Auburn | 8 | 17 | 41 H | Tennessee | 5 | 4 | | | | |
| 18 H | Auburn | 3 | 5 | 43 A | South Ala. | 2 | 5 | | | | |
| 21 N | Southern Miss. | 5 | 7 | 43 H | South Ala. | 8 | 6 | | | | |
| | | | | 43 H | South Ala. | 2 | 0 | | | | |
| | | | | 44 H | Louisiana Tech | 2 | 3 | | | | |
| | | | | LAST 10 GAMES | | | | | | | |
| | | | | 18 H | Auburn | 3 | 5 | 200 H | Alabama | 4 | 3 |
| | | | | 18 H | Auburn | 8 | 17 | 200 H | Alabama | 6 | 5 |
| | | | | 18 H | Auburn | 5 | 2 | 43 A | South Ala. | 2 | 5 |
| | | | | 35 N | Ole Miss | 4 | 2 | 31 A | South Carolina | 1 | 6 |
| | | | | 200 H | Alabama | 13 | 12 | 31 A | South Carolina | 5 | 4 |

Non-Div. I Games:

Mississippi St.

| Average RPI Win: 108 | | WON-LOST RECORD | WINNING PCT. RANK | LAST 10 GAMES | STRENGTH OF SCHEDULE | OPP. STRENGTH OF SCHEDULE | TEAM RPI | ADJ RPI | CONF. RPI | ADJ CONF. RPI | | | | | | | |
|----------------------|---|--------------------|----------------------|------------------|-------------------------|------------------------------|-------------|----------------|--------------|------------------|---|----------|---|-------------------|--|-------|--|
| Average RPI Loss: 81 | | | | | | | | | | | | | | | | | |
| DIV. I ONLY | | 32-14-0 | .69565 | 23 | 6-4-0 | 31 | 32 | 18 | .58379 | 18 | 2 | 2 | | | | | |
| DIV. I NON-CONF. | | 17-7-0 | .70833 | 33 | 1-1-0 | 114 | 169 | 78 | .53534 | 78 | 2 | 2 | | | | | |
| <hr/> | | | | | | | | | | | | | | | | | |
| TOTALS | | RPI 1-25 | | RPI 26-50 | | W-L RECORDS | | RPI 51-100 | | RPI 101-150 | | RPI 150+ | | | | | |
| 32-14-0 | | 7-2-0 | | 5-5-0 | | OVERALL | | 2-1-0 | | 6-3-0 | | 12-3-0 | | | | | |
| 21-9-0 | | 5-1-0 | | 2-2-0 | | HOME | | 1-1-0 | | 2-2-0 | | 11-3-0 | | | | | |
| 10-5-0 | | 2-1-0 | | 3-3-0 | | AWAY | | 1-0-0 | | 4-1-0 | | 0-0-0 | | | | | |
| 1-0-0 | | 0-0-0 | | 0-0-0 | | NEUTRAL | | 0-0-0 | | 0-0-0 | | 1-0-0 | | | | | |
| 17-7-0 | | 0-0-0 | | 0-1-0 | | NON-CONFERENCE | | 2-1-0 | | 4-2-0 | | 11-3-0 | | | | | |
| 14-7-0 | | 0-0-0 | | 0-1-0 | | HOME | | 1-1-0 | | 2-2-0 | | 11-3-0 | | | | | |
| 3-0-0 | | 0-0-0 | | 0-0- | | AWAY | | 1-0-0 | | 2-0-0 | | 0-0-0 | | | | | |
| 0-0-0 | | 0-0-0 | | 0-0-0 | | NEUTRAL | | 0-0-0 | | 0-0-0 | | 0-0-0 | | | | | |
| 15-7-0 | | 7-2-0 | | 5-4-0 | | CONFERENCE | | 0-0-0 | | 2-1-0 | | 1-0-0 | | | | | |
| 7-2-0 | | 5-1-0 | | 2-1-0 | | HOME | | 0-0-0 | | 0-0-0 | | 0-0-0 | | | | | |
| 7-5-0 | | 2-1-0 | | 3-3-0 | | AWAY | | 0-0-0 | | 2-1-0 | | 0-0-0 | | | | | |
| 1-0-0 | | 0-0-0 | | 0-0-0 | | NEUTRAL | | 0-0-0 | | 0-0-0 | | 1-0-0 | | | | | |
| RPI | S | Opponent | | Score | | RPI | S | Opponent | | Score | | RPI | S | Opponent | | Score | |
| 6 | H | Florida | | 14 3 | | 31 | H | South Carolina | | 6 5 | | 55 | A | Georgia Tech | | 7 4 | |
| 6 | H | Florida | | 2 1 | | 31 | H | South Carolina | | 5 4 | | 55 | H | Georgia Tech | | 8 11 | |
| 6 | H | Florida | | 6 5 | | 31 | H | South Carolina | | 0 7 | | 94 | H | Florida A&M | | 12 8 | |
| 16 | H | Arkansas | | 15 2 | | 33 | A | Texas A&M | | 2 1 | | 101 | H | Troy | | 2 5 | |
| 16 | H | Arkansas | | 3 7 | | 33 | A | Texas A&M | | 1 3 | | 106 | A | Samford | | 16 15 | |
| 16 | H | Arkansas | | 11 6 | | 33 | A | Texas A&M | | 3 6 | | 106 | H | Samford | | 6 7 | |
| 17 | A | Mississippi St. | | 2 5 | | 41 | A | Tennessee | | 4 5 | | 116 | H | Jacksonville St. | | 10 1 | |
| 17 | A | Mississippi St. | | 17 8 | | 41 | A | Tennessee | | 3 2 | | 118 | A | Georgia | | 4 1 | |
| 17 | A | Mississippi St. | | 5 3 | | 41 | A | Tennessee | | 8 1 | | 118 | A | Georgia | | 1 4 | |
| | | | | | | 43 | H | South Ala. | | 3 14 | | 118 | A | Georgia | | 2 1 | |
| | | | | | | | | | | | | 146 | A | Kennesaw St. | | 15 7 | |
| | | | | | | | | | | | | 146 | H | Kennesaw St. | | 6 4 | |
| | | | | | | | | | | | | 161 | H | Presbyterian | | 8 11 | |
| | | | | | | | | | | | | 161 | H | Presbyterian | | 7 5 | |
| | | | | | | | | | | | | 161 | H | Presbyterian | | 8 0 | |
| | | | | | | | | | | | | 182 | H | Lipscomb | | 5 4 | |
| | | | | | | | | | | | | 182 | H | Lipscomb | | 7 8 | |
| | | | | | | | | | | | | 182 | H | Lipscomb | | 8 0 | |
| | | | | | | | | | | | | 189 | H | UAB | | 4 0 | |
| | | | | | | | | | | | | 193 | H | George Washington | | 9 0 | |
| | | | | | | | | | | | | 193 | H | George Washington | | 2 0 | |
| | | | | | | | | | | | | 193 | H | George Washington | | 5 9 | |
| | | | | | | | | | | | | 193 | H | George Washington | | 4 3 | |
| | | | | | | | | | | | | 200 | N | Alabama | | 4 3 | |
| | | | | | | | | | | | | 216 | H | Holy Cross | | 13 4 | |
| | | | | | | | | | | | | 216 | H | Holy Cross | | 7 0 | |
| | | | | | | | | | | | | 216 | H | Holy Cross | | 4 0 | |
| | | | | | | | | | | | | | | | | | |
| | | | | | | | | | | | | | | | | | |
| | | | | | | | | | | | | | | | | | |
| | | | | | | | | | | | | | | | | | |
| | | | | | | | | | | | | | | | | | |
| | | | | | | | | | | | | | | | | | |
| | | | | | | | | | | | | | | | | | |
| | | | | | | | | | | | | | | | | | |
| | | | | | | | | | | | | | | | | | |
| | | | | | | | | | | | | | | | | | |
| | | | | | | | | | | | | | | | | | |
| | | | | | | | | | | | | | | | | | |
| | | | | | | | | | | | | | | | | | |
| | | | | | | | | | | | | | | | | | |
| | | | | | | | | | | | | | | | | | |
| | | | | | | | | | | | | | | | | | |
| | | | | | | | | | | | | | | | | | |
| | | | | | | | | | | | | | | | | | |
| | | | | | | | | | | | | | | | | | |
| | | | | | | | | | | | | | | | | | |
| | | | | | | | | | | | | | | | | | |
| | | | | | | | | | | | | | | | | | |
| | | | | | | | | | | | | | | | | | |
| | | | | | | | | | | | | | | | | | |
| | | | | | | | | | | | | | | | | | |
| | | | | | | | | | | | | | | | | | |
| | | | | | | | | | | | | | | | | | |
| | | | | | | | | | | | | | | | | | |
| | | | | | | | | | | | | | | | | | |
| | | | | | | | | | | | | | | | | | |
| | | | | | | | | | | | | | | | | | |
| | | | | | | | | | | | | | | | | | |
| | | | | | | | | | | | | | | | | | |
| | | | | | | | | | | | | | | | | | |
| | | | | | | | | | | | | | | | | | |
| | | | | | | | | | | | | | | | | | |
| | | | | | | | | | | | | | | | | | |
| | | | | | | | | | | | | | | | | | |
| | | | | | | | | | | | | | | | | | |
| | | | | | | | | | | | | | | | | | |
| | | | | | | | | | | | | | | | | | |
| | | | | | | | | | | | | | | | | | |
| | | | | | | | | | | | | </ | | | | | |

Non-Div. I Games:

Auburn

| Average RPI Win: 127 | | WON-LOST | WINNING | LAST 10 | STRENGTH OF | | OPP. STRENGTH | TEAM | ADJ | CONF. | ADJ CONF. |
|----------------------|----------|----------|---------------|--------------|----------------|-------|---------------|-------|-------------|-------------------|-----------|
| Average RPI Loss: 73 | | RECORD | PCT. RANK | GAMES | SCHEDULE | | OF SCHEDULE | RPI | RPI | RPI | RPI |
| DIV. I ONLY | | 30-14-0 | .68182 | 30 | 9-1-0 | | 40 | 83 | 19 | .58347 | 19 |
| DIV. I NON-CONF. | | 19-14-0 | .57576 | 102 | 4-1-0 | | 18 | 66 | 27 | .57416 | 27 |
| TOTALS | | RPI 1-25 | RPI 26-50 | | W-L RECORDS | | RPI 51-100 | | RPI 101-150 | | RPI 150+ |
| 30-14-0 | | 0-1-0 | 2-3-0 | | OVERALL | | 8-6-0 | | 10-4-0 | | 10-0-0 |
| 15-5-0 | | 0-1-0 | 0-0-0 | | HOME | | 5-3-0 | | 7-1-0 | | 3-0-0 |
| 13-9-0 | | 0-0-0 | 1-3-0 | | AWAY | | 3-3-0 | | 3-3-0 | | 6-0-0 |
| 2-0-0 | | 0-0-0 | 1-0-0 | | NEUTRAL | | 0-0-0 | | 0-0-0 | | 1-0-0 |
| 19-14-0 | | 0-1-0 | 2-3-0 | | NON-CONFERENCE | | 5-6-0 | | 7-4-0 | | 5-0-0 |
| 6-5-0 | | 0-1-0 | 0-0-0 | | HOME | | 2-3-0 | | 4-1-0 | | 0-0-0 |
| 11-9-0 | | 0-0-0 | 1-0- | | AWAY | | 3-3-0 | | 3-3-0 | | 4-0-0 |
| 2-0-0 | | 0-0-0 | 1-0-0 | | NEUTRAL | | 0-0-0 | | 0-0-0 | | 1-0-0 |
| 11-0-0 | | 0-0-0 | 0-0-0 | | CONFERENCE | | 3-0-0 | | 3-0-0 | | 5-0-0 |
| 9-0-0 | | 0-0-0 | 0-0-0 | | HOME | | 3-0-0 | | 3-0-0 | | 3-0-0 |
| 2-0-0 | | 0-0-0 | 0-0-0 | | AWAY | | 0-0-0 | | 0-0-0 | | 2-0-0 |
| 0-0-0 | | 0-0-0 | 0-0-0 | | NEUTRAL | | 0-0-0 | | 0-0-0 | | 0-0-0 |
| RPI S | Opponent | Score | RPI S | Opponent | Score | RPI S | Opponent | Score | RPI S | Opponent | Score |
| 16 H | Arkansas | 4 12 | 26 A | McNeese | 3 4 | 51 H | DBU | 11 8 | 103 A | Oral Roberts | 9 5 |
| | | | 39 A | New Mexico | 8 17 | 51 H | DBU | 5 1 | 103 H | Oral Roberts | 1 3 |
| | | | 39 A | New Mexico | 8 0 | 51 H | DBU | 7 3 | 110 A | Middle Tenn. | 5 0 |
| | | | 39 A | New Mexico | 5 9 | 53 A | Oklahoma St. | 3 7 | 121 A | Central Mich. | 12 1 |
| | | | 48 N | Rhode Island | 12 1 | 60 A | Kansas | 5 8 | 121 A | Central Mich. | 4 7 |
| | | | | | | 60 H | Kansas | 2 4 | 121 A | Central Mich. | 1 2 |
| | | | | | | 71 A | Missouri | 5 3 | 128 H | New Orleans | 7 2 |
| | | | | | | 71 H | Missouri | 5 1 | 129 H | Central Ark. | 5 0 |
| | | | | | | 74 A | Minnesota | 12 3 | 129 H | Central Ark. | 5 3 |
| | | | | | | 74 A | Minnesota | 7 2 | 129 H | Central Ark. | 4 0 |
| | | | | | | 74 A | Minnesota | 2 5 | 134 A | Southeast Mo. St. | 4 5 |
| | | | | | | 89 H | Memphis | 5 6 | 150 H | Wichita St. | 13 4 |
| | | | | | | 89 H | Memphis | 9 5 | 150 H | Wichita St. | 12 5 |
| | | | | | | 89 H | Memphis | 4 5 | 150 H | Wichita St. | 8 1 |
| | | | | | | | | | 152 A | Saint Louis | 15 8 |
| | | | | | | | | | 159 H | Bradley | 13 3 |
| | | | | | | | | | 159 H | Bradley | 5 3 |
| | | | | | | | | | 159 H | Bradley | 9 2 |
| | | | | | | | | | 166 A | Belmont | 7 5 |
| | | | | | | | | | 182 A | Lipscomb | 6 4 |
| | | | | | | | | | 187 A | Arkansas St. | 13 0 |
| | | | | | | | | | 192 N | Stony Brook | 7 0 |
| | | | | | | | | | 266 A | Evansville | 13 8 |
| | | | | | | | | | 266 A | Evansville | 9 5 |
| | | | LAST 10 GAMES | | | | | | | | |
| | | | 60 A | Kansas | 5 8 | 150 H | Wichita St. | 13 4 | | | |
| | | | 266 A | Evansville | 9 5 | 150 H | Wichita St. | 12 5 | | | |
| | | | 266 A | Evansville | 13 8 | 71 A | Missouri | 5 3 | | | |
| | | | 71 H | Missouri | 5 1 | 152 A | Saint Louis | 15 8 | | | |
| | | | 150 H | Wichita St. | 8 1 | 39 A | New Mexico | 8 0 | | | |

Non-Div. I Games:

Missouri St.

| | | | | | | | | | | | | | | | |
|-------------------|----------------|-----------|-----------|----------------|--------------------|---------------|------|----------------------|--------------|-----------|---|-------|----------------|----|----|
| Average RPI Win: | 126 | WON-LOST | WINNING | LAST 10 | STRENGTH OF | OPP. STRENGTH | TEAM | ADJ | CONF. | ADJ CONF. | | | | | |
| Average RPI Loss: | 56 | RECORD | PCT. RANK | GAMES | SCHEDULE | OF SCHEDULE | RPI | RPI | RPI | RPI | | | | | |
| DIV. I ONLY | | 29-13-0 | .69048 | 25 | 8-2-0 | 70 | 35 | 20 | .58279 | 20 | 7 | 7 | | | |
| DIV. I NON-CONF. | | 16-8-0 | .66667 | 44 | 1-0-0 | 109 | 40 | 37 | .5646 | 37 | 7 | 7 | | | |
| <hr/> | | | | | | | | | | | | | | | |
| TOTALS | RPI 1-25 | RPI 26-50 | | W-L RECORDS | | RPI 51-100 | | RPI 101-150 | | RPI 150+ | | | | | |
| 29-13-0 | 2-7-0 | 4-3-0 | | OVERALL | | 7-0-0 | | 5-1-0 | | 11-2-0 | | | | | |
| 18-1-0 | 1-0-0 | 2-1-0 | | HOME | | 3-0-0 | | 4-0-0 | | 8-0-0 | | | | | |
| 7-10-0 | 1-6-0 | 1-2-0 | | AWAY | | 3-0-0 | | 1-0-0 | | 1-2-0 | | | | | |
| 4-2-0 | 0-1-0 | 1-0-0 | | NEUTRAL | | 1-0-0 | | 0-1-0 | | 2-0-0 | | | | | |
| <hr/> | | | | | | | | | | | | | | | |
| 16-8-0 | 1-5-0 | 1-0-0 | | NON-CONFERENCE | | 1-0-0 | | 5-1-0 | | 8-2-0 | | | | | |
| 10-0-0 | 1-0-0 | 0-0-0 | | HOME | | 0-0-0 | | 4-0-0 | | 5-0-0 | | | | | |
| 2-6-0 | 0-4-0 | 0-0- | | AWAY | | 0-0-0 | | 1-0-0 | | 1-2-0 | | | | | |
| 4-2-0 | 0-1-0 | 1-0-0 | | NEUTRAL | | 1-0-0 | | 0-1-0 | | 2-0-0 | | | | | |
| <hr/> | | | | | | | | | | | | | | | |
| 13-5-0 | 1-2-0 | 3-3-0 | | CONFERENCE | | 6-0-0 | | 0-0-0 | | 3-0-0 | | | | | |
| 8-1-0 | 0-0-0 | 2-1-0 | | HOME | | 3-0-0 | | 0-0-0 | | 3-0-0 | | | | | |
| 5-4-0 | 1-2-0 | 1-2-0 | | AWAY | | 3-0-0 | | 0-0-0 | | 0-0-0 | | | | | |
| 0-0-0 | 0-0-0 | 0-0-0 | | NEUTRAL | | 0-0-0 | | 0-0-0 | | 0-0-0 | | | | | |
| <hr/> | | | | | | | | | | | | | | | |
| RPI S | Opponent | Score | | RPI S | Opponent | Score | | RPI S | Opponent | Score | | | | | |
| 2 A | North Carolina | 2 | 9 | 30 H | Michigan | 2 | 6 | 83 H | Michigan St. | 12 | 2 | 111 A | William & Mary | 6 | 0 |
| 7 N | Louisville | 7 | 10 | 30 H | Michigan | 5 | 4 | 83 H | Michigan St. | 6 | 2 | 111 H | William & Mary | 9 | 8 |
| 11 H | West Virginia | 7 | 6 | 30 H | Michigan | 7 | 2 | 83 H | Michigan St. | 2 | 1 | 127 H | Bryant | 7 | 1 |
| 15 A | LSU | 1 | 6 | 42 A | Nebraska | 4 | 8 | 87 A | Rutgers | 9 | 1 | 127 H | Bryant | 4 | 0 |
| 15 A | LSU | 0 | 14 | 42 A | Nebraska | 8 | 5 | 87 A | Rutgers | 5 | 1 | 127 H | Bryant | 9 | 2 |
| 15 A | LSU | 5 | 9 | 42 A | Nebraska | 1 | 3 | 87 A | Rutgers | 6 | 1 | 142 N | Ball St. | 3 | 8 |
| 24 A | Indiana | 3 | 6 | 45 N | North Carolina St. | 9 | 2 | 92 N | Notre Dame | 4 | 3 | 170 H | Princeton | 6 | 2 |
| 24 A | Indiana | 2 | 9 | | | | | | | | | 170 H | Princeton | 2 | 0 |
| 24 A | Indiana | 9 | 2 | | | | | | | | | 170 H | Princeton | 4 | 0 |
| | | | | | | | | | | | | 176 A | UNCW | 7 | 10 |
| | | | | | | | | | | | | 176 A | UNCW | 10 | 6 |
| | | | | | | | | | | | | 196 A | George Mason | 5 | 8 |
| | | | | | | | | | | | | 201 N | Alabama St. | 9 | 7 |
| | | | | | | | | | | | | 213 H | Penn St. | 2 | 1 |
| | | | | | | | | | | | | 213 H | Penn St. | 8 | 3 |
| | | | | | | | | | | | | 213 H | Penn St. | 15 | 2 |
| | | | | | | | | | | | | 218 H | Saint Joseph's | 11 | 5 |
| | | | | | | | | | | | | 260 H | Richmond | 12 | 11 |
| | | | | | | | | | | | | 272 N | Dayton | 11 | 2 |
| <hr/> | | | | | | | | | | | | | | | |
| LAST 10 GAMES | | | | | | | | | | | | | | | |
| 24 A Indiana | | | | | | 3 | 6 | 83 H Michigan St. | | 12 | 2 | | | | |
| 24 A Indiana | | | | | | 9 | 2 | 111 A William & Mary | | 6 | 0 | | | | |
| 24 A Indiana | | | | | | 2 | 9 | 213 H Penn St. | | 15 | 2 | | | | |
| 83 H Michigan St. | | | | | | 6 | 2 | 213 H Penn St. | | 8 | 3 | | | | |
| 83 H Michigan St. | | | | | | 2 | 1 | 213 H Penn St. | | 2 | 1 | | | | |

| Average RPI Win: 123 | | WON-LOST | WINNING | LAST 10 | STRENGTH OF | | OPP. STRENGTH | TEAM | ADJ | CONF. | ADJ CONF. |
|----------------------|-----------------|----------|-----------|----------------|----------------|-------|---------------|-------|-------------|--------------|-----------|
| Average RPI Loss: 75 | | RECORD | PCT. RANK | GAMES | SCHEDULE | | OF SCHEDULE | RPI | RPI | RPI | RPI |
| DIV. I ONLY | | 34-12-0 | .73913 | 14 | 7-3-0 | | 87 | 41 | 21 | .58112 | 21 |
| DIV. I NON-CONF. | | 18-7-0 | .72 | 30 | 2-1-0 | | 85 | 58 | 30 | .5712 | 30 |
| TOTALS | | RPI 1-25 | RPI 26-50 | | W-L RECORDS | | RPI 51-100 | | RPI 101-150 | | RPI 150+ |
| 34-12-0 | | 1-0-0 | 6-4-0 | | OVERALL | | 8-6-0 | | 9-1-0 | | 10-1-0 |
| 18-6-0 | | 0-0-0 | 2-3-0 | | HOME | | 5-2-0 | | 5-1-0 | | 6-0-0 |
| 14-5-0 | | 0-0-0 | 4-0-0 | | AWAY | | 3-4-0 | | 4-0-0 | | 3-1-0 |
| 2-1-0 | | 1-0-0 | 0-1-0 | | NEUTRAL | | 0-0-0 | | 0-0-0 | | 1-0-0 |
| 18-7-0 | | 1-0-0 | 2-2-0 | | NON-CONFERENCE | | 4-4-0 | | 4-0-0 | | 7-1-0 |
| 13-2-0 | | 0-0-0 | 1-1-0 | | HOME | | 3-1-0 | | 3-0-0 | | 6-0-0 |
| 3-4-0 | | 0-0-0 | 1-0- | | AWAY | | 1-3-0 | | 1-0-0 | | 0-1-0 |
| 2-1-0 | | 1-0-0 | 0-1-0 | | NEUTRAL | | 0-0-0 | | 0-0-0 | | 1-0-0 |
| 16-5-0 | | 0-0-0 | 4-2-0 | | CONFERENCE | | 4-2-0 | | 5-1-0 | | 3-0-0 |
| 5-4-0 | | 0-0-0 | 1-2-0 | | HOME | | 2-1-0 | | 2-1-0 | | 0-0-0 |
| 11-1-0 | | 0-0-0 | 3-0-0 | | AWAY | | 2-1-0 | | 3-0-0 | | 3-0-0 |
| 0-0-0 | | 0-0-0 | 0-0-0 | | NEUTRAL | | 0-0-0 | | 0-0-0 | | 0-0-0 |
| RPI S | Opponent | Score | RPI S | Opponent | Score | RPI S | Opponent | Score | RPI S | Opponent | Score |
| 17 N | Mississippi St. | 7 5 | 35 H | Ole Miss | 2 6 | 57 A | Louisiana | 1 3 | 108 H | Marshall | 13 3 |
| | | | 35 N | Ole Miss | 5 6 | 57 A | Louisiana | 15 11 | 108 H | Marshall | 7 8 |
| | | | 37 H | Old Dominion | 10 2 | 57 A | Louisiana | 4 5 | 108 H | Marshall | 5 3 |
| | | | 37 H | Old Dominion | 11 13 | 75 A | Rice | 15 4 | 110 A | Middle Tenn. | 4 3 |
| | | | 37 H | Old Dominion | 2 9 | 75 A | Rice | 4 11 | 110 A | Middle Tenn. | 13 9 |
| | | | 43 A | South Ala. | 13 7 | 75 A | Rice | 17 6 | 110 A | Middle Tenn. | 14 7 |
| | | | 43 H | South Ala. | 4 2 | 80 H | FIU | 4 10 | 120 H | Columbia | 20 5 |
| | | | 44 A | Louisiana Tech | 8 5 | 80 H | FIU | 15 4 | 120 H | Columbia | 4 3 |
| | | | 44 A | Louisiana Tech | 5 2 | 80 H | FIU | 5 1 | 128 A | New Orleans | 6 0 |
| | | | 44 A | Louisiana Tech | 13 9 | 82 A | Tulane | 8 10 | 128 H | New Orleans | 8 4 |
| | | | | | | 82 H | Tulane | 2 1 | 155 N | Nicholls St. | 16 8 |
| | | | | | | 99 H | Xavier | 2 0 | 177 H | Northeastern | 14 1 |
| | | | | | | 99 H | Xavier | 0 2 | 177 H | Northeastern | 9 4 |
| | | | | | | 99 H | Xavier | 10 0 | 177 H | Northeastern | 8 7 |
| | | | | | | | | | 200 A | Alabama | 5 12 |
| | | | | | | | | | 247 A | Western Ky. | 13 1 |
| | | | | | | | | | 247 A | Western Ky. | 6 1 |
| | | | | | | | | | 247 A | Western Ky. | 5 0 |
| | | | | | | | | | 266 H | Evansville | 9 2 |
| | | | | | | | | | 266 H | Evansville | 14 10 |
| | | | | | | | | | 266 H | Evansville | 18 2 |
| LAST 10 GAMES | | | | | | | | | | | |
| | | | 110 A | Middle Tenn. | 13 9 | 37 H | Old Dominion | 11 13 | | | |
| | | | 110 A | Middle Tenn. | 4 3 | 37 H | Old Dominion | 10 2 | | | |
| | | | 110 A | Middle Tenn. | 14 7 | 82 A | Tulane | 8 10 | | | |
| | | | 43 A | South Ala. | 13 7 | 155 N | Nicholls St. | 16 8 | | | |
| | | | 37 H | Old Dominion | 2 9 | 75 A | Rice | 17 6 | | | |

Non-Div. I Games:

Southern Miss.

| Average RPI Win: | 98 | WON-LOST RECORD | WINNING PCT. RANK | LAST 10 GAMES | STRENGTH OF SCHEDULE | OPP. STRENGTH OF SCHEDULE | TEAM RPI | ADJ RPI | CONF. RPI | ADJ CONF. RPI | | |
|------------------|--------------|-----------------|-------------------|----------------|----------------------|---------------------------|-----------------|-------------|-----------|--------------------|-------|---|
| DIV. I ONLY | | 31-16-0 | .65957 | 41 | 8-2-0 | 32 | 6 | 22 | .58048 | 22 | 1 | 1 |
| DIV. I NON-CONF. | | 22-8-0 | .73333 | 23 | 5-1-0 | 55 | 14 | 22 | .58136 | 22 | 1 | 1 |
| <hr/> | | | | | | | | | | | | |
| TOTALS | RPI 1-25 | RPI 26-50 | | W-L RECORDS | | RPI 51-100 | | RPI 101-150 | | RPI 150+ | | |
| 31-16-0 | 2-8-0 | 5-2-0 | | OVERALL | | 14-5-0 | | 4-0-0 | | 6-1-0 | | |
| 24-7-0 | 0-3-0 | 5-2-0 | | HOME | | 10-2-0 | | 4-0-0 | | 5-0-0 | | |
| 7-8-0 | 2-5-0 | 0-0-0 | | AWAY | | 4-2-0 | | 0-0-0 | | 1-1-0 | | |
| 0-1-0 | 0-0-0 | 0-0-0 | | NEUTRAL | | 0-1-0 | | 0-0-0 | | 0-0-0 | | |
| 22-8-0 | 1-3-0 | 3-1-0 | | NON-CONFERENCE | | 8-3-0 | | 4-0-0 | | 6-1-0 | | |
| 19-3-0 | 0-0-0 | 3-1-0 | | HOME | | 7-2-0 | | 4-0-0 | | 5-0-0 | | |
| 3-4-0 | 1-3-0 | 0-0- | | AWAY | | 1-0-0 | | 0-0-0 | | 1-1-0 | | |
| 0-1-0 | 0-0-0 | 0-0-0 | | NEUTRAL | | 0-1-0 | | 0-0-0 | | 0-0-0 | | |
| 9-8-0 | 1-5-0 | 2-1-0 | | CONFERENCE | | 6-2-0 | | 0-0-0 | | 0-0-0 | | |
| 5-4-0 | 0-3-0 | 2-1-0 | | HOME | | 3-0-0 | | 0-0-0 | | 0-0-0 | | |
| 4-4-0 | 1-2-0 | 0-0-0 | | AWAY | | 3-2-0 | | 0-0-0 | | 0-0-0 | | |
| 0-0-0 | 0-0-0 | 0-0-0 | | NEUTRAL | | 0-0-0 | | 0-0-0 | | 0-0-0 | | |
| <hr/> | | | | | | | | | | | | |
| RPI S | Opponent | Score | RPI S | Opponent | Score | RPI S | Opponent | Score | RPI S | Opponent | Score | |
| 5 H | Texas Tech | 1 2 | 27 H | Oklahoma | 9 3 | 53 A | Oklahoma St. | 7 0 | 128 H | New Orleans | 3 2 | |
| 5 H | Texas Tech | 5 8 | 27 H | Oklahoma | 5 3 | 53 A | Oklahoma St. | 5 4 | 128 H | New Orleans | 7 1 | |
| 5 H | Texas Tech | 1 2 | 27 H | Oklahoma | 1 2 | 57 N | Louisiana | 1 8 | 128 H | New Orleans | 4 3 | |
| 12 A | Stanford | 1 2 | 33 H | Texas A&M | 4 3 | 60 A | Kansas | 4 5 | 137 H | Lamar University | 9 5 | |
| 12 A | Stanford | 2 5 | 46 H | UConn | 1 2 | 60 A | Kansas | 1 2 | 164 A | Texas St. | 10 11 | |
| 12 A | Stanford | 2 3 | 46 H | UConn | 4 1 | 60 A | Kansas | 5 3 | 164 H | Texas St. | 2 0 | |
| 12 A | Stanford | 4 0 | 46 H | UConn | 9 3 | 63 H | UCLA | 10 5 | 164 H | Texas St. | 9 2 | |
| 14 A | Baylor | 5 3 | | | | 63 H | UCLA | 5 4 | 220 A | A&M-Corpus Christi | 12 2 | |
| 14 A | Baylor | 2 6 | | | | 63 H | UCLA | 5 2 | 220 H | A&M-Corpus Christi | 15 0 | |
| 14 A | Baylor | 3 4 | | | | 75 H | Rice | 1 7 | 233 H | UTRGV | 9 7 | |
| | | | | | | 75 H | Rice | 6 1 | 260 H | Richmond | 9 0 | |
| | | | | | | 75 H | Rice | 2 3 | | | | |
| | | | | | | 75 H | Rice | 5 4 | | | | |
| | | | | | | 77 A | Sam Houston St. | 7 2 | | | | |
| | | | | | | 77 H | Sam Houston St. | 8 1 | | | | |
| | | | | | | 96 H | Kansas St. | 5 0 | | | | |
| | | | | | | 96 H | Kansas St. | 2 0 | | | | |
| | | | | | | 96 H | Kansas St. | 6 5 | | | | |
| | | | | | | 100 H | UT Arlington | 4 1 | | | | |
| LAST 10 GAMES | | | | | | | | | | | | |
| 100 H | UT Arlington | 4 1 | 128 H | New Orleans | 3 2 | | | | | | | |
| 53 A | Oklahoma St. | 5 4 | 128 H | New Orleans | 7 1 | | | | | | | |
| 53 A | Oklahoma St. | 7 0 | 164 H | Texas St. | 2 0 | | | | | | | |
| 57 N | Louisiana | 1 8 | 14 A | Baylor | 5 3 | | | | | | | |
| 128 H | New Orleans | 4 3 | 14 A | Baylor | 3 4 | | | | | | | |

Non-Div. I Games:

Texas

| Average RPI Win: 119 | | WON-LOST | WINNING | LAST 10 | STRENGTH OF | | OPP. STRENGTH | TEAM | ADJ | CONF. | ADJ CONF. |
|----------------------|----------------|----------|---------------|-------------------|----------------|-------|---------------------|-------|-------------|------------------|-----------|
| Average RPI Loss: 76 | | RECORD | PCT. RANK | GAMES | SCHEDULE | | OF SCHEDULE | RPI | RPI | RPI | RPI |
| DIV. I ONLY | | 28-14-1 | .66279 | 39 | 6-3-1 | | 74 | 19 | 23 | .58031 | 23 |
| DIV. I NON-CONF. | | 12-12-1 | .5 | 145 | 0-2-1 | | 19 | 7 | 40 | .56324 | 40 |
| TOTALS | | RPI 1-25 | RPI 26-50 | | W-L RECORDS | | RPI 51-100 | | RPI 101-150 | | RPI 150+ |
| 28-14-1 | | 3-2-0 | 4-2-0 | | OVERALL | | 2-6-1 | | 10-3-0 | | 9-1-0 |
| 14-3-0 | | 1-0-0 | 3-0-0 | | HOME | | 1-1-0 | | 4-1-0 | | 5-1-0 |
| 13-11-1 | | 2-2-0 | 1-2-0 | | AWAY | | 1-5-1 | | 5-2-0 | | 4-0-0 |
| 1-0-0 | | 0-0-0 | 0-0-0 | | NEUTRAL | | 0-0-0 | | 1-0-0 | | 0-0-0 |
| 12-12-1 | | 3-2-0 | 1-2-0 | | NON-CONFERENCE | | 2-6-1 | | 2-2-0 | | 4-0-0 |
| 6-2-0 | | 1-0-0 | 0-0-0 | | HOME | | 1-1-0 | | 1-1-0 | | 3-0-0 |
| 5-10-1 | | 2-2-0 | 1-0- | | AWAY | | 1-5-1 | | 0-1-0 | | 1-0-0 |
| 1-0-0 | | 0-0-0 | 0-0-0 | | NEUTRAL | | 0-0-0 | | 1-0-0 | | 0-0-0 |
| 16-2-0 | | 0-0-0 | 3-0-0 | | CONFERENCE | | 0-0-0 | | 8-1-0 | | 5-1-0 |
| 8-1-0 | | 0-0-0 | 3-0-0 | | HOME | | 0-0-0 | | 3-0-0 | | 2-1-0 |
| 8-1-0 | | 0-0-0 | 0-0-0 | | AWAY | | 0-0-0 | | 5-1-0 | | 3-0-0 |
| 0-0-0 | | 0-0-0 | 0-0-0 | | NEUTRAL | | 0-0-0 | | 0-0-0 | | 0-0-0 |
| RPI S | Opponent | Score | RPI S | Opponent | Score | RPI S | Opponent | Score | RPI S | Opponent | Score |
| 2 A | North Carolina | 5 2 | 27 A | Oklahoma | 2 6 | 54 A | San Diego | 9 9 | 103 A | San Diego St. | 5 12 |
| 2 A | North Carolina | 4 1 | 27 A | Oklahoma | 8 3 | 63 A | UCLA | 1 2 | 103 H | San Diego St. | 2 6 |
| 2 A | North Carolina | 5 8 | 27 A | Oklahoma | 2 4 | 63 H | UCLA | 1 5 | 112 H | Washington St. | 8 7 |
| 9 H | TCU | 7 0 | 40 H | Cal St. Fullerton | 6 4 | 73 A | California | 3 1 | 113 N | Grand Canyon | 9 1 |
| 12 A | Stanford | 3 7 | 40 H | Cal St. Fullerton | 8 5 | 79 A | Southern California | 3 4 | 114 A | UC Santa Barbara | 9 3 |
| | | | 40 H | Cal St. Fullerton | 1 0 | 79 H | Southern California | 6 0 | 114 A | UC Santa Barbara | 2 3 |
| | | | | | | 96 A | Arizona St. | 4 9 | 114 A | UC Santa Barbara | 5 2 |
| | | | | | | 96 A | Arizona St. | 6 7 | 136 H | UC Riverside | 11 4 |
| | | | | | | 96 A | Arizona St. | 5 8 | 136 H | UC Riverside | 3 0 |
| | | | | | | | | | 136 H | UC Riverside | 8 0 |
| | | | | | | | | | 143 A | UC Irvine | 5 2 |
| | | | | | | | | | 143 A | UC Irvine | 8 2 |
| | | | | | | | | | 143 A | UC Irvine | 4 0 |
| | | | | | | | | | 160 A | UC Davis | 9 3 |
| | | | | | | | | | 160 A | UC Davis | 10 2 |
| | | | | | | | | | 160 A | UC Davis | 14 9 |
| | | | | | | | | | 180 H | CSUN | 5 8 |
| | | | | | | | | | 180 H | CSUN | 4 0 |
| | | | | | | | | | 180 H | CSUN | 6 2 |
| | | | | | | | | | 207 A | Pepperdine | 2 1 |
| | | | | | | | | | 226 H | Fordham | 7 1 |
| | | | | | | | | | 226 H | Fordham | 8 4 |
| | | | | | | | | | 226 H | Fordham | 6 0 |
| | | | LAST 10 GAMES | | | | | | | | |
| | | | 54 A | San Diego | 9 9 | 143 A | UC Irvine | 5 2 | | | |
| | | | 160 A | UC Davis | 10 2 | 143 A | UC Irvine | 8 2 | | | |
| | | | 160 A | UC Davis | 9 3 | 143 A | UC Irvine | 4 0 | | | |
| | | | 160 A | UC Davis | 14 9 | 63 A | UCLA | 1 2 | | | |
| | | | 63 H | UCLA | 1 5 | 180 H | CSUN | 5 8 | | | |

Non-Div. I Games:

Long Beach St.

| Average RPI Win: | | 118 | WON-LOST RECORD | | WINNING PCT. RANK | | LAST 10 GAMES | | STRENGTH OF SCHEDULE | | OPP. STRENGTH OF SCHEDULE | | TEAM RPI | | ADJ RPI | | CONF. RPI | | ADJ CONF. RPI | |
|------------------|---|------------|-----------------|-----------|-------------------|----------------|---------------|------------|----------------------|-------------|---------------------------|----------|----------|--------------------|-----------|-------|-----------|--|---------------|--|
| DIV. I ONLY | | | 24-17-2 | | .5814 82 | | 7-3-0 | | 5 | | 129 | | 24 | | .57925 24 | | 7 | | 7 | |
| DIV. I NON-CONF. | | | 14-10-1 | | .58 101 | | 1-1-0 | | 11 | | 155 | | 29 | | .57173 29 | | 7 | | 7 | |
| TOTALS | | RPI 1-25 | | RPI 26-50 | | W-L RECORDS | | RPI 51-100 | | RPI 101-150 | | RPI 150+ | | | | | | | | |
| 24-17-2 | | 2-3-0 | | 2-3-1 | | OVERALL | | 7-5-1 | | 8-5-0 | | 5-1-0 | | | | | | | | |
| 9-7-1 | | 2-1-0 | | 0-2-1 | | HOME | | 3-1-0 | | 3-2-0 | | 1-1-0 | | | | | | | | |
| 12-8-1 | | 0-0-0 | | 2-1-0 | | AWAY | | 2-4-1 | | 4-3-0 | | 4-0-0 | | | | | | | | |
| 3-2-0 | | 0-2-0 | | 0-0-0 | | NEUTRAL | | 2-0-0 | | 1-0-0 | | 0-0-0 | | | | | | | | |
| 14-10-1 | | 0-2-0 | | 0-0-0 | | NON-CONFERENCE | | 4-2-1 | | 8-5-0 | | 2-1-0 | | | | | | | | |
| 5-3-0 | | 0-0-0 | | 0-0-0 | | HOME | | 1-0-0 | | 3-2-0 | | 1-1-0 | | | | | | | | |
| 6-5-1 | | 0-0-0 | | 0-0- | | AWAY | | 1-2-1 | | 4-3-0 | | 1-0-0 | | | | | | | | |
| 3-2-0 | | 0-2-0 | | 0-0-0 | | NEUTRAL | | 2-0-0 | | 1-0-0 | | 0-0-0 | | | | | | | | |
| 10-7-1 | | 2-1-0 | | 2-3-1 | | CONFERENCE | | 3-3-0 | | 0-0-0 | | 3-0-0 | | | | | | | | |
| 4-4-1 | | 2-1-0 | | 0-2-1 | | HOME | | 2-1-0 | | 0-0-0 | | 0-0-0 | | | | | | | | |
| 6-3-0 | | 0-0-0 | | 2-1-0 | | AWAY | | 1-2-0 | | 0-0-0 | | 3-0-0 | | | | | | | | |
| 0-0-0 | | 0-0-0 | | 0-0-0 | | NEUTRAL | | 0-0-0 | | 0-0-0 | | 0-0-0 | | | | | | | | |
| RPI | S | Opponent | | Score | | RPI | S | Opponent | | Score | | RPI | S | Opponent | | Score | | | | |
| 1 | N | Oregon St. | | 1 | 4 | 30 | A | Michigan | | 12 | 9 | 62 | A | Fla. Atlantic | | 6 | 6 | | | |
| 1 | N | Oregon St. | | 0 | 1 | 30 | A | Michigan | | 1 | 0 | 62 | A | Fla. Atlantic | | 2 | 6 | | | |
| 20 | H | Maryland | | 2 | 9 | 30 | A | Michigan | | 5 | 12 | 62 | A | Fla. Atlantic | | 8 | 4 | | | |
| 20 | H | Maryland | | 6 | 3 | 42 | H | Nebraska | | 1 | 3 | 74 | H | Minnesota | | 13 | 12 | | | |
| 20 | H | Maryland | | 9 | 2 | 42 | H | Nebraska | | 3 | 7 | 74 | H | Minnesota | | 0 | 11 | | | |
| | | | | | | 42 | H | Nebraska | | 1 | 1 | 74 | H | Minnesota | | 4 | 0 | | | |
| | | | | | | | | | | | | 78 | N | Gonzaga | | 5 | 1 | | | |
| | | | | | | | | | | | | 78 | N | Gonzaga | | 12 | 3 | | | |
| | | | | | | | | | | | | 91 | A | Cincinnati | | 1 | 6 | | | |
| | | | | | | | | | | | | 91 | H | Cincinnati | | 3 | 2 | | | |
| | | | | | | | | | | | | 95 | A | Purdue | | 3 | 7 | | | |
| | | | | | | | | | | | | 95 | A | Purdue | | 5 | 6 | | | |
| | | | | | | | | | | | | 95 | A | Purdue | | 14 | 9 | | | |
| | | | | | | | | | | | | | | 142 H Ball St. | | 3 | 2 | | | |
| | | | | | | | | | | | | | | 142 N Ball St. | | 4 | 3 | | | |
| | | | | | | | | | | | | | | 148 H Butler | | 5 | 7 | | | |
| | | | | | | | | | | | | | | 167 A Indiana St. | | 2 | 0 | | | |
| | | | | | | | | | | | | | | 167 H Indiana St. | | 3 | 7 | | | |
| | | | | | | | | | | | | | | 238 A Northwestern | | 10 | 9 | | | |
| | | | | | | | | | | | | | | 238 A Northwestern | | 6 | 5 | | | |
| | | | | | | | | | | | | | | 238 A Northwestern | | 13 | 9 | | | |
| | | | | | | | | | | | | | | 266 H Evansville | | 6 | 3 | | | |
| LAST 10 GAMES | | | | | | | | | | | | | | | | | | | | |
| | | | | | | 20 | H | Maryland | | 6 | 3 | 30 | A | Michigan | | 12 | 9 | | | |
| | | | | | | 20 | H | Maryland | | 2 | 9 | 30 | A | Michigan | | 1 | 0 | | | |
| | | | | | | 20 | H | Maryland | | 9 | 2 | 148 | H | Butler | | 5 | 7 | | | |
| | | | | | | 142 | N | Ball St. | | 4 | 3 | 74 | H | Minnesota | | 4 | 0 | | | |
| | | | | | | 30 | A | Michigan | | 5 | 12 | 74 | H | Minnesota | | 13 | 12 | | | |

Non-Div. I Games:

Indiana

| Average RPI Win: 99 | | WON-LOST | WINNING | LAST 10 | STRENGTH OF | | OPP. STRENGTH | TEAM | ADJ | | CONF. | ADJ CONF. |
|----------------------|----------|----------|-----------|------------------|----------------|-------|-------------------|--------------|-------------|--------------|----------|-----------|
| Average RPI Loss: 67 | | RECORD | PCT. RANK | GAMES | SCHEDULE | | OF SCHEDULE | RPI | RPI | | RPI | RPI |
| DIV. I ONLY | | 27-17-0 | .61364 | 68 | 6-4-0 | | 7 | 38 | 25 | | 2 | 2 |
| DIV. I NON-CONF. | | 17-7-0 | .70833 | 33 | 2-0-0 | | 20 | 208 | 33 | | 2 | 2 |
| TOTALS | | RPI 1-25 | RPI 26-50 | | W-L RECORDS | | RPI 51-100 | | RPI 101-150 | | RPI 150+ | |
| 27-17-0 | | 2-4-0 | 8-5-0 | | OVERALL | | 4-3-0 | | 7-3-0 | | 6-2-0 | |
| 16-10-0 | | 1-2-0 | 5-2-0 | | HOME | | 2-2-0 | | 4-2-0 | | 4-2-0 | |
| 9-7-0 | | 1-2-0 | 3-3-0 | | AWAY | | 2-1-0 | | 3-1-0 | | 0-0-0 | |
| 2-0-0 | | 0-0-0 | 0-0-0 | | NEUTRAL | | 0-0-0 | | 0-0-0 | | 2-0-0 | |
| 17-7-0 | | 0-0-0 | 2-0-0 | | NON-CONFERENCE | | 4-3-0 | | 5-2-0 | | 6-2-0 | |
| 12-6-0 | | 0-0-0 | 2-0-0 | | HOME | | 2-2-0 | | 4-2-0 | | 4-2-0 | |
| 3-1-0 | | 0-0-0 | 0-0- | | AWAY | | 2-1-0 | | 1-0-0 | | 0-0-0 | |
| 2-0-0 | | 0-0-0 | 0-0-0 | | NEUTRAL | | 0-0-0 | | 0-0-0 | | 2-0-0 | |
| 10-10-0 | | 2-4-0 | 6-5-0 | | CONFERENCE | | 0-0-0 | | 2-1-0 | | 0-0-0 | |
| 4-4-0 | | 1-2-0 | 3-2-0 | | HOME | | 0-0-0 | | 0-0-0 | | 0-0-0 | |
| 6-6-0 | | 1-2-0 | 3-3-0 | | AWAY | | 0-0-0 | | 2-1-0 | | 0-0-0 | |
| 0-0-0 | | 0-0-0 | 0-0-0 | | NEUTRAL | | 0-0-0 | | 0-0-0 | | 0-0-0 | |
| RPI S | Opponent | Score | RPI S | Opponent | Score | RPI S | Opponent | Score | RPI S | Opponent | Score | |
| 3 A | Kentucky | 3 10 | 31 A | South Carolina | 1 6 | 54 A | San Diego | 2 3 | 110 A | Middle Tenn. | 21 2 | |
| 3 A | Kentucky | 4 7 | 31 A | South Carolina | 5 3 | 54 A | San Diego | 8 2 | 118 A | Georgia | 8 1 | |
| 3 A | Kentucky | 6 4 | 31 A | South Carolina | 7 6 | 54 A | San Diego | 11 1 | 118 A | Georgia | 10 5 | |
| 6 H | Florida | 6 10 | 33 H | Texas A&M | 17 3 | 72 H | Saint Mary's (CA) | 9 8 | 118 A | Georgia | 0 1 | |
| 6 H | Florida | 2 0 | 33 H | Texas A&M | 4 6 | 72 H | Saint Mary's (CA) | 1 5 | 126 H | Ill.-Chicago | 2 5 | |
| 6 H | Florida | 8 20 | 33 H | Texas A&M | 4 3 | 72 H | Saint Mary's (CA) | 9 1 | 126 H | Ill.-Chicago | 6 2 | |
| | | | 35 A | Ole Miss | 0 1 | 88 H | Tennessee Tech | 2 5 | 126 H | Ill.-Chicago | 3 5 | |
| | | | 35 A | Ole Miss | 8 10 | | | | 129 H | Central Ark. | 10 5 | |
| | | | 35 A | Ole Miss | 6 2 | | | | 129 H | Central Ark. | 9 1 | |
| | | | 38 H | Southeastern La. | 4 2 | | | | 145 H | Austin Peay | 8 4 | |
| | | | 38 H | Southeastern La. | 9 6 | | | | 166 N | Belmont | 17 11 | |
| | | | 41 H | Tennessee | 3 9 | | | | 180 H | CSUN | 11 3 | |
| | | | 41 H | Tennessee | 1 0 | | | | 180 H | CSUN | 1 4 | |
| | | | | | | | | | 180 H | CSUN | 4 6 | |
| | | | | | | | | | 182 N | Lipscomb | 10 0 | |
| | | | | | | | | | 205 H | UT Martin | 11 0 | |
| | | | | | | | | | 247 H | Western Ky. | 8 1 | |
| | | | | | | | | | 266 H | Evansville | 7 4 | |
| LAST 10 GAMES | | | | | | | | | | | | |
| | | | 145 H | Austin Peay | 8 4 | | 118 A | Georgia | 8 1 | | | |
| | | | 41 H | Tennessee | 3 9 | | 110 A | Middle Tenn. | 21 2 | | | |
| | | | 41 H | Tennessee | 1 0 | | 6 H | Florida | 8 20 | | | |
| | | | 118 A | Georgia | 10 5 | | 6 H | Florida | 2 0 | | | |
| | | | 118 A | Georgia | 0 1 | | 6 H | Florida | 6 10 | | | |

Non-Div. I Games:

Vanderbilt

| Average RPI Win: | 159 | WON-LOST | WINNING | LAST 10 | STRENGTH OF | OPP. STRENGTH | TEAM | ADJ | CONF. | ADJ CONF. | | |
|-------------------|----------|--------------|-----------|----------------|-------------|------------------|-------|-------------|--------|------------------|-------|----|
| Average RPI Loss: | 55 | RECORD | PCT. RANK | GAMES | SCHEDULE | OF SCHEDULE | RPI | RPI | RPI | RPI | | |
| DIV. I ONLY | | 29-13-0 | .69048 | 25 | 5-4-0 | 93 | 79 | 26 | .57741 | 26 | 12 | 12 |
| DIV. I NON-CONF. | | 10-8-0 | .55556 | 111 | 0-1-0 | 81 | 28 | 73 | .53718 | 73 | 13 | 13 |
| <hr/> | | | | | | | | | | | | |
| TOTALS | RPI 1-25 | RPI 26-50 | | W-L RECORDS | | RPI 51-100 | | RPI 101-150 | | RPI 150+ | | |
| 29-13-0 | 2-4-0 | 3-4-0 | | OVERALL | | 1-4-0 | | 9-0-0 | | 14-1-0 | | |
| 18-1-0 | 2-0-0 | 2-0-0 | | HOME | | 0-1-0 | | 6-0-0 | | 8-0-0 | | |
| 11-12-0 | 0-4-0 | 1-4-0 | | AWAY | | 1-3-0 | | 3-0-0 | | 6-1-0 | | |
| 0-0-0 | 0-0-0 | 0-0-0 | | NEUTRAL | | 0-0-0 | | 0-0-0 | | 0-0-0 | | |
| 10-8-0 | 2-4-0 | 2-2-0 | | NON-CONFERENCE | | 0-2-0 | | 0-0-0 | | 6-0-0 | | |
| 9-1-0 | 2-0-0 | 2-0-0 | | HOME | | 0-1-0 | | 0-0-0 | | 5-0-0 | | |
| 1-7-0 | 0-4-0 | 0-0- | | AWAY | | 0-1-0 | | 0-0-0 | | 1-0-0 | | |
| 0-0-0 | 0-0-0 | 0-0-0 | | NEUTRAL | | 0-0-0 | | 0-0-0 | | 0-0-0 | | |
| 19-5-0 | 0-0-0 | 1-2-0 | | CONFERENCE | | 1-2-0 | | 9-0-0 | | 8-1-0 | | |
| 9-0-0 | 0-0-0 | 0-0-0 | | HOME | | 0-0-0 | | 6-0-0 | | 3-0-0 | | |
| 10-5-0 | 0-0-0 | 1-2-0 | | AWAY | | 1-2-0 | | 3-0-0 | | 5-1-0 | | |
| 0-0-0 | 0-0-0 | 0-0-0 | | NEUTRAL | | 0-0-0 | | 0-0-0 | | 0-0-0 | | |
| RPI | S | Opponent | Score | RPI | S | Opponent | Score | RPI | S | Opponent | Score | |
| 13 | A | Arizona | 3 8 | 32 | A | Houston | 5 6 | 57 | H | Louisiana | 1 3 | |
| 13 | A | Arizona | 5 12 | 38 | A | Southeastern La. | 4 1 | 77 | A | Sam Houston St. | 9 10 | |
| 13 | A | Arizona | 3 9 | 38 | A | Southeastern La. | 4 5 | 77 | A | Sam Houston St. | 6 8 | |
| 13 | A | Arizona | 3 12 | 38 | A | Southeastern La. | 2 10 | 77 | A | Sam Houston St. | 10 2 | |
| 15 | H | LSU | 5 4 | 44 | A | Louisiana Tech | 7 8 | 82 | A | Tulane | 2 10 | |
| 19 | H | Missouri St. | 4 3 | 44 | H | Louisiana Tech | 5 3 | | | | | |
| | | | | 48 | H | Rhode Island | 5 4 | | | | | |
| | | | | LAST 10 GAMES | | | | | | | | |
| | | | | 77 | A | Sam Houston St. | 6 8 | 215 | A | Northwestern St. | 13 4 | |
| | | | | 77 | A | Sam Houston St. | 10 2 | 44 | A | Louisiana Tech | 7 8 | |
| | | | | 77 | A | Sam Houston St. | 9 10 | 128 | H | New Orleans | 9 7 | |
| | | | | 215 | A | Northwestern St. | 5 4 | 128 | H | New Orleans | 5 3 | |
| | | | | 215 | A | Northwestern St. | 4 7 | 128 | H | New Orleans | 5 0 | |

| Average RPI Win: 134 | | WON-LOST | WINNING | LAST 10 | STRENGTH OF | | OPP. STRENGTH | TEAM | ADJ | CONF. | ADJ CONF. |
|----------------------|----------------|----------|---------------|---------------|----------------|-------|----------------|-------|-------------|-------------------|-----------|
| Average RPI Loss: 45 | | RECORD | PCT. RANK | GAMES | SCHEDULE | | OF SCHEDULE | RPI | RPI | RPI | RPI |
| DIV. I ONLY | | 30-16-0 | .65217 | 45 | 39 | | 39 | 27 | .57722 | 27 | 1 |
| DIV. I NON-CONF. | | 22-8-0 | .73333 | 23 | 100 | | 143 | 34 | .5691 | 34 | 1 |
| TOTALS | | RPI 1-25 | RPI 26-50 | | W-L RECORDS | | RPI 51-100 | | RPI 101-150 | | RPI 150+ |
| 30-16-0 | | 9-6-0 | 0-3-0 | | OVERALL | | 2-5-0 | | 4-2-0 | | 15-0-0 |
| 21-5-0 | | 4-2-0 | 0-0-0 | | HOME | | 2-2-0 | | 1-1-0 | | 14-0-0 |
| 9-11-0 | | 5-4-0 | 0-3-0 | | AWAY | | 0-3-0 | | 3-1-0 | | 1-0-0 |
| 0-0-0 | | 0-0-0 | 0-0-0 | | NEUTRAL | | 0-0-0 | | 0-0-0 | | 0-0-0 |
| 22-8-0 | | 2-1-0 | 0-3-0 | | NON-CONFERENCE | | 1-2-0 | | 4-2-0 | | 15-0-0 |
| 18-2-0 | | 2-1-0 | 0-0-0 | | HOME | | 1-0-0 | | 1-1-0 | | 14-0-0 |
| 4-6-0 | | 0-0-0 | 0-0-0 | | AWAY | | 0-2-0 | | 3-1-0 | | 1-0-0 |
| 0-0-0 | | 0-0-0 | 0-0-0 | | NEUTRAL | | 0-0-0 | | 0-0-0 | | 0-0-0 |
| 8-8-0 | | 7-5-0 | 0-0-0 | | CONFERENCE | | 1-3-0 | | 0-0-0 | | 0-0-0 |
| 3-3-0 | | 2-1-0 | 0-0-0 | | HOME | | 1-2-0 | | 0-0-0 | | 0-0-0 |
| 5-5-0 | | 5-4-0 | 0-0-0 | | AWAY | | 0-1-0 | | 0-0-0 | | 0-0-0 |
| 0-0-0 | | 0-0-0 | 0-0-0 | | NEUTRAL | | 0-0-0 | | 0-0-0 | | 0-0-0 |
| RPI S | Opponent | Score | RPI S | Opponent | Score | RPI S | Opponent | Score | RPI S | Opponent | Score |
| 5 H | Texas Tech | 5 4 | 30 A | Michigan | 2 5 | 51 A | DBU | 10 16 | 103 A | Oral Roberts | 2 3 |
| 5 H | Texas Tech | 4 9 | 30 A | Michigan | 2 6 | 53 A | Oklahoma St. | 3 4 | 103 H | Oral Roberts | 6 2 |
| 5 H | Texas Tech | 6 2 | 30 A | Michigan | 4 14 | 55 A | Georgia Tech | 0 2 | 146 A | Kennesaw St. | 14 4 |
| 11 A | West Virginia | 3 1 | | | | 60 H | Kansas | 7 6 | 146 A | Kennesaw St. | 17 9 |
| 11 A | West Virginia | 7 4 | | | | 60 H | Kansas | 10 15 | 146 A | Kennesaw St. | 5 2 |
| 11 A | West Virginia | 2 4 | | | | 60 H | Kansas | 2 5 | 150 H | Wichita St. | 2 4 |
| 14 A | Baylor | 0 7 | | | | 98 H | Boston College | 5 4 | 163 H | Central Conn. St. | 3 0 |
| 14 A | Baylor | 3 0 | | | | | | | 163 H | Central Conn. St. | 6 1 |
| 14 A | Baylor | 11 3 | | | | | | | 163 H | Central Conn. St. | 13 2 |
| 22 A | Texas | 3 5 | | | | | | | 163 H | Central Conn. St. | 11 2 |
| 22 A | Texas | 3 9 | | | | | | | 197 H | Buffalo | 11 0 |
| 22 A | Texas | 2 1 | | | | | | | 197 H | Buffalo | 5 1 |
| 23 H | Long Beach St. | 3 8 | | | | | | | 197 H | Buffalo | 1 0 |
| 23 H | Long Beach St. | 4 2 | | | | | | | 197 H | Buffalo | 16 10 |
| 23 H | Long Beach St. | 6 2 | | | | | | | 219 H | Little Rock | 10 5 |
| | | | | | | | | | 224 A | Georgia St. | 5 4 |
| | | | | | | | | | 241 H | Northern Ill. | 10 3 |
| | | | | | | | | | 250 H | Villanova | 17 1 |
| | | | | | | | | | 250 H | Villanova | 9 2 |
| | | | | | | | | | 282 H | Grambling | 11 2 |
| | | | | | | | | | 282 H | Grambling | 10 2 |
| | | | LAST 10 GAMES | | | | | | | | |
| | | | 11 A | West Virginia | 7 4 | 60 H | Kansas | 10 15 | | | |
| | | | 11 A | West Virginia | 3 1 | 51 A | DBU | 10 16 | | | |
| | | | 11 A | West Virginia | 2 4 | 30 A | Michigan | 2 6 | | | |
| | | | 60 H | Kansas | 7 6 | 30 A | Michigan | 4 14 | | | |
| | | | 60 H | Kansas | 2 5 | 30 A | Michigan | 2 5 | | | |

Non-Div. I Games:

Oklahoma

| Average RPI Win: 102 | | WON-LOST | WINNING | LAST 10 | STRENGTH OF | | OPP. STRENGTH | TEAM | ADJ | CONF. | ADJ CONF. |
|----------------------|----------------|----------|-----------|--------------------|----------------|-------|----------------|-------|-------------|---------------|-----------|
| Average RPI Loss: 43 | | RECORD | PCT. RANK | GAMES | SCHEDULE | | OF SCHEDULE | RPI | RPI | RPI | RPI |
| DIV. I ONLY | | 27-18-0 | .678 | 6-4-0 | 8 | | 21 | 28 | .5772 | 28 | 3 |
| DIV. I NON-CONF. | | 16-6-0 | .72727 | 2-0-0 | 8 | | 54 | 7 | .59906 | 7 | 4 |
| TOTALS | | RPI 1-25 | RPI 26-50 | | W-L RECORDS | | RPI 51-100 | | RPI 101-150 | | RPI 150+ |
| 27-18-0 | | 3-9-0 | 3-3-0 | | OVERALL | | 10-3-0 | | 6-3-0 | | 5-0-0 |
| 17-10-0 | | 3-7-0 | 0-1-0 | | HOME | | 5-1-0 | | 5-1-0 | | 4-0-0 |
| 10-7-0 | | 0-1-0 | 3-2-0 | | AWAY | | 5-2-0 | | 1-2-0 | | 1-0-0 |
| 0-1-0 | | 0-1-0 | 0-0-0 | | NEUTRAL | | 0-0-0 | | 0-0-0 | | 0-0-0 |
| 16-6-0 | | 0-3-0 | 2-1-0 | | NON-CONFERENCE | | 4-1-0 | | 5-1-0 | | 5-0-0 |
| 12-3-0 | | 0-1-0 | 0-1-0 | | HOME | | 3-0-0 | | 5-1-0 | | 4-0-0 |
| 4-2-0 | | 0-1-0 | 2-0- | | AWAY | | 1-1-0 | | 0-0-0 | | 1-0-0 |
| 0-1-0 | | 0-1-0 | 0-0-0 | | NEUTRAL | | 0-0-0 | | 0-0-0 | | 0-0-0 |
| 11-12-0 | | 3-6-0 | 1-2-0 | | CONFERENCE | | 6-2-0 | | 1-2-0 | | 0-0-0 |
| 5-7-0 | | 3-6-0 | 0-0-0 | | HOME | | 2-1-0 | | 0-0-0 | | 0-0-0 |
| 6-5-0 | | 0-0-0 | 1-2-0 | | AWAY | | 4-1-0 | | 1-2-0 | | 0-0-0 |
| 0-0-0 | | 0-0-0 | 0-0-0 | | NEUTRAL | | 0-0-0 | | 0-0-0 | | 0-0-0 |
| RPI S | Opponent | Score | RPI S | Opponent | Score | RPI S | Opponent | Score | RPI S | Opponent | Score |
| 2 H | North Carolina | 1 3 | 29 H | South Fla. | 2 4 | 66 A | FGCU | 2 5 | 106 H | Samford | 13 4 |
| 2 H | North Carolina | 2 5 | 34 A | UCF | 5 2 | 66 H | FGCU | 3 2 | 106 H | Samford | 8 0 |
| 2 H | North Carolina | 7 9 | 34 A | UCF | 5 0 | 66 H | FGCU | 7 6 | 106 H | Samford | 16 3 |
| 4 H | Clemson | 7 6 | 45 A | North Carolina St. | 16 7 | 69 A | Miami (FL) | 6 3 | 107 H | VCU | 12 3 |
| 4 H | Clemson | 7 3 | 45 A | North Carolina St. | 3 4 | 69 A | Miami (FL) | 4 5 | 107 H | VCU | 0 3 |
| 4 H | Clemson | 10 12 | 45 A | North Carolina St. | 4 8 | 76 A | Jacksonville | 6 5 | 107 H | VCU | 11 3 |
| 6 A | Florida | 0 1 | | | | 76 H | Jacksonville | 10 9 | 133 A | Virginia Tech | 9 2 |
| 6 H | Florida | 7 10 | | | | 92 A | Notre Dame | 5 1 | 133 A | Virginia Tech | 12 13 |
| 6 N | Florida | 1 4 | | | | 92 A | Notre Dame | 8 3 | 133 A | Virginia Tech | 0 17 |
| 10 H | Virginia | 6 4 | | | | 92 A | Notre Dame | 8 2 | 199 A | Stetson | 11 5 |
| 10 H | Virginia | 0 8 | | | | 98 H | Boston College | 11 1 | 199 H | Stetson | 7 3 |
| 10 H | Virginia | 5 7 | | | | 98 H | Boston College | 5 8 | 242 H | Oakland | 14 6 |
| | | | | | | 98 H | Boston College | 13 0 | 242 H | Oakland | 12 1 |
| | | | | | | | | | 242 H | Oakland | 18 10 |
| LAST 10 GAMES | | | | | | | | | | | |
| 10 H | Virginia | 5 7 | 69 A | Miami (FL) | 6 3 | | | | | | |
| 10 H | Virginia | 0 8 | 199 H | Stetson | 7 3 | | | | | | |
| 10 H | Virginia | 6 4 | 4 H | Clemson | 7 6 | | | | | | |
| 199 A | Stetson | 11 5 | 4 H | Clemson | 7 3 | | | | | | |
| 69 A | Miami (FL) | 4 5 | 4 H | Clemson | 10 12 | | | | | | |

Non-Div. I Games:

Florida St.

| Average RPI Win: | 133 | WON-LOST RECORD | WINNING PCT. RANK | LAST 10 GAMES | STRENGTH OF SCHEDULE | OPP. STRENGTH OF SCHEDULE | TEAM RPI | ADJ RPI | CONF. RPI | ADJ CONF. RPI | | | |
|------------------|----------|-----------------|-------------------|----------------|----------------------|---------------------------|----------|-------------|-----------|---------------|-------|------------|------|
| DIV. I ONLY | | 34-10-0 | .77273 | 5 | 6-4-0 | 91 | 63 | 29 | .57683 | 29 | 5 | 5 | |
| DIV. I NON-CONF. | | 25-4-0 | .86207 | 5 | 1-1-0 | 142 | 115 | 23 | .58102 | 23 | 5 | 5 | |
| <hr/> | | | | | | | | | | | | | |
| TOTALS | RPI 1-25 | RPI 26-50 | | W-L RECORDS | | RPI 51-100 | | RPI 101-150 | | RPI 150+ | | | |
| 34-10-0 | 0-0-0 | 6-1-0 | | OVERALL | | 9-7-0 | | 2-1-0 | | 17-1-0 | | | |
| 28-6-0 | 0-0-0 | 5-1-0 | | HOME | | 5-3-0 | | 2-1-0 | | 16-1-0 | | | |
| 6-4-0 | 0-0-0 | 1-0-0 | | AWAY | | 4-4-0 | | 0-0-0 | | 1-0-0 | | | |
| 0-0-0 | 0-0-0 | 0-0-0 | | NEUTRAL | | 0-0-0 | | 0-0-0 | | 0-0-0 | | | |
| <hr/> | | | | | | | | | | | | | |
| 25-4-0 | 0-0-0 | 1-0-0 | | NON-CONFERENCE | | 5-2-0 | | 2-1-0 | | 17-1-0 | | | |
| 22-3-0 | 0-0-0 | 0-0-0 | | HOME | | 4-1-0 | | 2-1-0 | | 16-1-0 | | | |
| 3-1-0 | 0-0-0 | 1-0- | | AWAY | | 1-1-0 | | 0-0-0 | | 1-0-0 | | | |
| 0-0-0 | 0-0-0 | 0-0-0 | | NEUTRAL | | 0-0-0 | | 0-0-0 | | 0-0-0 | | | |
| <hr/> | | | | | | | | | | | | | |
| 9-6-0 | 0-0-0 | 5-1-0 | | CONFERENCE | | 4-5-0 | | 0-0-0 | | 0-0-0 | | | |
| 6-3-0 | 0-0-0 | 5-1-0 | | HOME | | 1-2-0 | | 0-0-0 | | 0-0-0 | | | |
| 3-3-0 | 0-0-0 | 0-0-0 | | AWAY | | 3-3-0 | | 0-0-0 | | 0-0-0 | | | |
| 0-0-0 | 0-0-0 | 0-0-0 | | NEUTRAL | | 0-0-0 | | 0-0-0 | | 0-0-0 | | | |
| <hr/> | | | | | | | | | | | | | |
| RPI | S | Opponent | Score | RPI | S | Opponent | Score | RPI | S | Opponent | Score | | |
| | | | | 28 | A | Florida St. | 4 2 | 66 | A | FGCU | 1 2 | | |
| | | | | 32 | H | Houston | 7 4 | 76 | H | Jacksonville | 12 6 | | |
| | | | | 32 | H | Houston | 3 7 | 82 | A | Tulane | 7 5 | | |
| | | | | 32 | H | Houston | 5 4 | 82 | A | Tulane | 3 4 | | |
| | | | | 34 | H | UCF | 6 5 | 82 | A | Tulane | 4 6 | | |
| | | | | 34 | H | UCF | 5 4 | 89 | A | Memphis | 11 6 | | |
| | | | | 34 | H | UCF | 7 5 | 89 | A | Memphis | 1 5 | | |
| | | | | | | | | 89 | A | Memphis | 4 2 | | |
| | | | | | | | | 90 | A | North Florida | 4 2 | | |
| | | | | | | | | 90 | H | North Florida | 7 3 | | |
| | | | | | | | | 91 | H | Cincinnati | 3 9 | | |
| | | | | | | | | 91 | H | Cincinnati | 2 3 | | |
| | | | | | | | | 91 | H | Cincinnati | 4 2 | | |
| | | | | | | | | 94 | H | Florida A&M | 11 1 | | |
| | | | | | | | | 94 | H | Florida A&M | 2 3 | | |
| | | | | | | | | 94 | H | Florida A&M | 7 1 | | |
| | | | | | | | | | | 186 | H | Toledo | 4 3 |
| | | | | | | | | | | 186 | H | Toledo | 12 3 |
| | | | | | | | | | | 186 | H | Toledo | 6 3 |
| | | | | | | | | | | 194 | H | Valparaiso | 6 5 |
| | | | | | | | | | | 194 | H | Valparaiso | 11 2 |
| | | | | | | | | | | 194 | H | Valparaiso | 8 1 |
| | | | | | | | | | | 199 | A | Stetson | 8 6 |
| | | | | | | | | | | 199 | H | Stetson | 9 4 |
| | | | | | | | | | | 199 | H | Stetson | 0 6 |
| | | | | | | | | | | 206 | H | Miami (OH) | 11 2 |
| | | | | | | | | | | 206 | H | Miami (OH) | 3 2 |
| | | | | | | | | | | 206 | H | Miami (OH) | 7 2 |
| | | | | | | | | | | 206 | H | Miami (OH) | 5 1 |
| | | | | | | | | | | 250 | H | Villanova | 8 1 |
| <hr/> | | | | | | | | | | | | | |
| LAST 10 GAMES | | | | | | | | | | | | | |
| | | | | 32 | H | Houston | 5 4 | 89 | A | Memphis | 11 6 | | |
| | | | | 32 | H | Houston | 7 4 | 89 | A | Memphis | 4 2 | | |
| | | | | 32 | H | Houston | 3 7 | 90 | A | North Florida | 4 2 | | |
| | | | | 199 | H | Stetson | 0 6 | 91 | H | Cincinnati | 4 2 | | |
| | | | | 89 | A | Memphis | 1 5 | 91 | H | Cincinnati | 2 3 | | |

Non-Div. I Games:

South Fla.

| Average RPI Win: | | 136 | WON-LOST RECORD | | WINNING PCT. RANK | | LAST 10 GAMES | | STRENGTH OF SCHEDULE | | OPP. STRENGTH OF SCHEDULE | | TEAM RPI | | ADJ RPI | | CONF. RPI | | ADJ CONF. RPI | |
|------------------|---|----------|-----------------|-----------|-------------------|----------------|---------------|------------|----------------------|-------------|---------------------------|----------|----------|---------------------|-----------|-------|-----------|--|---------------|--|
| DIV. I ONLY | | | 33-10-0 | | .76744 6 | | 7-3-0 | | 126 | | 55 | | 30 | | .57596 30 | | 7 | | 7 | |
| DIV. I NON-CONF. | | | 23-4-0 | | .85185 8 | | 3-0-0 | | 128 | | 78 | | 10 | | .59714 10 | | 7 | | 7 | |
| TOTALS | | RPI 1-25 | | RPI 26-50 | | W-L RECORDS | | RPI 51-100 | | RPI 101-150 | | RPI 150+ | | | | | | | | |
| 33-10-0 | | 2-4-0 | | 3-0-0 | | OVERALL | | 9-4-0 | | 3-1-0 | | 16-1-0 | | | | | | | | |
| 18-4-0 | | 1-2-0 | | 3-0-0 | | HOME | | 2-0-0 | | 3-1-0 | | 9-1-0 | | | | | | | | |
| 10-4-0 | | 1-2-0 | | 0-0-0 | | AWAY | | 4-2-0 | | 0-0-0 | | 5-0-0 | | | | | | | | |
| 5-2-0 | | 0-0-0 | | 0-0-0 | | NEUTRAL | | 3-2-0 | | 0-0-0 | | 2-0-0 | | | | | | | | |
| 23-4-0 | | 0-0-0 | | 3-0-0 | | NON-CONFERENCE | | 6-3-0 | | 1-0-0 | | 13-1-0 | | | | | | | | |
| 11-1-0 | | 0-0-0 | | 3-0-0 | | HOME | | 1-0-0 | | 1-0-0 | | 6-1-0 | | | | | | | | |
| 7-1-0 | | 0-0-0 | | 0-0- | | AWAY | | 2-1-0 | | 0-0-0 | | 5-0-0 | | | | | | | | |
| 5-2-0 | | 0-0-0 | | 0-0-0 | | NEUTRAL | | 3-2-0 | | 0-0-0 | | 2-0-0 | | | | | | | | |
| 10-6-0 | | 2-4-0 | | 0-0-0 | | CONFERENCE | | 3-1-0 | | 2-1-0 | | 3-0-0 | | | | | | | | |
| 7-3-0 | | 1-2-0 | | 0-0-0 | | HOME | | 1-0-0 | | 2-1-0 | | 3-0-0 | | | | | | | | |
| 3-3-0 | | 1-2-0 | | 0-0-0 | | AWAY | | 2-1-0 | | 0-0-0 | | 0-0-0 | | | | | | | | |
| 0-0-0 | | 0-0-0 | | 0-0-0 | | NEUTRAL | | 0-0-0 | | 0-0-0 | | 0-0-0 | | | | | | | | |
| RPI | S | Opponent | | Score | | RPI | S | Opponent | | Score | | RPI | S | Opponent | | Score | | | | |
| 20 | A | Maryland | | 2 7 | | 27 | H | Oklahoma | | 5 2 | | 54 | N | San Diego | | 3 1 | | | | |
| 20 | A | Maryland | | 4 5 | | 27 | H | Oklahoma | | 6 2 | | 63 | A | UCLA | | 0 1 | | | | |
| 20 | A | Maryland | | 6 2 | | 27 | H | Oklahoma | | 14 4 | | 65 | A | Loyola Marymount | | 14 2 | | | | |
| 24 | H | Indiana | | 0 1 | | | | | | | | 70 | N | Seton Hall | | 4 5 | | | | |
| 24 | H | Indiana | | 9 12 | | | | | | | | 70 | N | Seton Hall | | 10 7 | | | | |
| 24 | H | Indiana | | 12 5 | | | | | | | | 70 | N | Seton Hall | | 8 7 | | | | |
| | | | | | | | | | | | | 70 | N | Seton Hall | | 6 8 | | | | |
| | | | | | | | | | | | | 79 | A | Southern California | | 4 1 | | | | |
| | | | | | | | | | | | | 83 | H | Michigan St. | | 12 4 | | | | |
| | | | | | | | | | | | | 87 | A | Rutgers | | 5 12 | | | | |
| | | | | | | | | | | | | 87 | A | Rutgers | | 6 3 | | | | |
| | | | | | | | | | | | | 87 | A | Rutgers | | 8 3 | | | | |
| | | | | | | | | | | | | 92 | H | Notre Dame | | 4 3 | | | | |
| | | | | | | | | | | | | | | | | | | | | |
| | | | | | | | | | | | | | | | | | | | | |
| | | | | | | | | | | | | | | | | | | | | |
| | | | | | | | | | | | | | | | | | | | | |
| | | | | | | | | | | | | | | | | | | | | |
| | | | | | | | | | | | | | | | | | | | | |
| | | | | | | | | | | | | | | | | | | | | |
| | | | | | | | | | | | | | | | | | | | | |
| | | | | | | | | | | | | | | | | | | | | |
| | | | | | | | | | | | | | | | | | | | | |
| | | | | | | | | | | | | | | | | | | | | |
| | | | | | | | | | | | | | | | | | | | | |
| | | | | | | | | | | | | | | | | | | | | |
| | | | | | | | | | | | | | | | | | | | | |
| | | | | | | | | | | | | | | | | | | | | |
| | | | | | | | | | | | | | | | | | | | | |
| | | | | | | | | | | | | | | | | | | | | |
| | | | | | | | | | | | | | | | | | | | | |
| | | | | | | | | | | | | | | | | | | | | |
| | | | | | | | | | | | | | | | | | | | | |
| | | | | | | | | | | | | | | | | | | | | |
| | | | | | | | | | | | | | | | | | | | | |
| | | | | | | | | | | | | | | | | | | | | |
| | | | | | | | | | | | | | | | | | | | | |
| | | | | | | | | | | | | | | | | | | | | |
| | | | | | | | | | | | | | | | | | | | | |
| | | | | | | | | | | | | | | | | | | | | |
| | | | | | | | | | | | | | | | | | | | | |
| | | | | | | | | | | | | | | | | | | | | |
| | | | | | | | | | | | | | | | | | | | | |
| | | | | | | | | | | | | | | | | | | | | |
| | | | | | | | | | | | | | | | | | | | | |
| | | | | | | | | | | | | | | | | | | | | |
| | | | | | | | | | | | | | | | | | | | | |
| | | | | | | | | | | | | | | | | | | | | |
| | | | | | | | | | | | | | | | | | | | | |

Non-Div. I Games:

Michigan

| Average RPI Win: | | 99 | WON-LOST | | WINNING | | LAST 10 | | STRENGTH OF | | OPP. STRENGTH | | TEAM | ADJ | | CONF. | ADJ CONF. | |
|-------------------|---|-----------------|----------|-----------|-----------|----------------|---------|-----------------|-------------|-------------|---------------|----------|------|--------------|----|-------|-----------|--|
| Average RPI Loss: | | 39 | RECORD | | PCT. RANK | | GAMES | | SCHEDULE | | OF SCHEDULE | | RPI | RPI | | RPI | RPI | |
| DIV. I ONLY | | | 25-17-0 | | .59524 | | 79 | | 4-6-0 | | 4 | | 9 | | 31 | | .57552 | |
| DIV. I NON-CONF. | | | 15-6-0 | | .71429 | | 31 | | 1-0-0 | | 7 | | 81 | | 20 | | .58586 | |
| TOTALS | | RPI 1-25 | | RPI 26-50 | | W-L RECORDS | | RPI 51-100 | | RPI 101-150 | | RPI 150+ | | | | | | |
| 25-17-0 | | 6-13-0 | | 4-0-0 | | OVERALL | | 5-2-0 | | 3-1-0 | | 7-1-0 | | | | | | |
| 18-11-0 | | 3-7-0 | | 1-0-0 | | HOME | | 5-2-0 | | 3-1-0 | | 6-1-0 | | | | | | |
| 7-4-0 | | 3-4-0 | | 3-0-0 | | AWAY | | 0-0-0 | | 0-0-0 | | 1-0-0 | | | | | | |
| 0-2-0 | | 0-2-0 | | 0-0-0 | | NEUTRAL | | 0-0-0 | | 0-0-0 | | 0-0-0 | | | | | | |
| 15-6-0 | | 1-3-0 | | 1-0-0 | | NON-CONFERENCE | | 5-2-0 | | 3-1-0 | | 5-0-0 | | | | | | |
| 13-4-0 | | 0-1-0 | | 1-0-0 | | HOME | | 5-2-0 | | 3-1-0 | | 4-0-0 | | | | | | |
| 2-0-0 | | 1-0-0 | | 0-0- | | AWAY | | 0-0-0 | | 0-0-0 | | 1-0-0 | | | | | | |
| 0-2-0 | | 0-2-0 | | 0-0-0 | | NEUTRAL | | 0-0-0 | | 0-0-0 | | 0-0-0 | | | | | | |
| 10-11-0 | | 5-10-0 | | 3-0-0 | | CONFERENCE | | 0-0-0 | | 0-0-0 | | 2-1-0 | | | | | | |
| 5-7-0 | | 3-6-0 | | 0-0-0 | | HOME | | 0-0-0 | | 0-0-0 | | 2-1-0 | | | | | | |
| 5-4-0 | | 2-4-0 | | 3-0-0 | | AWAY | | 0-0-0 | | 0-0-0 | | 0-0-0 | | | | | | |
| 0-0-0 | | 0-0-0 | | 0-0-0 | | NEUTRAL | | 0-0-0 | | 0-0-0 | | 0-0-0 | | | | | | |
| RPI | S | Opponent | | Score | | RPI | S | Opponent | | Score | | RPI | S | Opponent | | Score | | |
| 2 | N | North Carolina | | 5 | 20 | 41 | A | Tennessee | | 7 | 1 | 83 | H | Michigan St. | | 5 | 2 | |
| 3 | H | Kentucky | | 5 | 1 | 41 | A | Tennessee | | 10 | 2 | 83 | H | Michigan St. | | 3 | 2 | |
| 3 | H | Kentucky | | 4 | 9 | 41 | A | Tennessee | | 6 | 4 | 84 | H | Winthrop | | 8 | 6 | |
| 3 | H | Kentucky | | 1 | 19 | 47 | H | Charlotte | | 5 | 4 | 93 | H | Wright St. | | 10 | 5 | |
| 4 | A | Clemson | | 2 | 0 | | | | | | | 93 | H | Wright St. | | 4 | 3 | |
| 4 | H | Clemson | | 3 | 5 | | | | | | | 93 | H | Wright St. | | 1 | 5 | |
| 4 | N | Clemson | | 7 | 8 | | | | | | | 96 | H | Kansas St. | | 5 | 6 | |
| 6 | A | Florida | | 5 | 7 | | | | | | | | | | | | | |
| 6 | A | Florida | | 4 | 2 | | | | | | | | | | | | | |
| 6 | A | Florida | | 0 | 1 | | | | | | | | | | | | | |
| 17 | H | Mississippi St. | | 4 | 7 | | | | | | | | | | | | | |
| 17 | H | Mississippi St. | | 4 | 5 | | | | | | | | | | | | | |
| 17 | H | Mississippi St. | | 6 | 1 | | | | | | | | | | | | | |
| 18 | A | Auburn | | 5 | 6 | | | | | | | | | | | | | |
| 18 | A | Auburn | | 4 | 5 | | | | | | | | | | | | | |
| 18 | A | Auburn | | 7 | 0 | | | | | | | | | | | | | |
| 25 | H | Vanderbilt | | 3 | 5 | | | | | | | | | | | | | |
| 25 | H | Vanderbilt | | 6 | 7 | | | | | | | | | | | | | |
| 25 | H | Vanderbilt | | 6 | 1 | | | | | | | | | | | | | |
| LAST 10 GAMES | | | | | | | | | | | | | | | | | | |
| 3 | H | Kentucky | | 4 | 9 | 6 | A | Florida | | 0 | 1 | | | | | | | |
| 3 | H | Kentucky | | 5 | 1 | 172 | H | Davidson | | 3 | 2 | | | | | | | |
| 3 | H | Kentucky | | 1 | 19 | 17 | H | Mississippi St. | | 6 | 1 | | | | | | | |
| 6 | A | Florida | | 5 | 7 | 17 | H | Mississippi St. | | 4 | 5 | | | | | | | |
| 6 | A | Florida | | 4 | 2 | 17 | H | Mississippi St. | | 4 | 7 | | | | | | | |

Non-Div. I Games:

South Carolina

| Average RPI Win: | 122 | WON-LOST RECORD | WINNING PCT. RANK | LAST 10 GAMES | STRENGTH OF SCHEDULE | OPP. STRENGTH OF SCHEDULE | TEAM RPI | ADJ RPI | CONF. RPI | ADJ CONF. RPI | | |
|------------------|----------|-----------------|-------------------|----------------|----------------------|---------------------------|----------|-------------|-----------|-----------------|-------|---|
| DIV. I ONLY | | 28-16-0 | .63636 | 51 | 4-6-0 | 38 | 31 | 32 | .57523 | 32 | 5 | 5 |
| DIV. I NON-CONF. | | 19-10-0 | .65517 | 57 | 0-3-0 | 74 | 33 | 45 | .55816 | 45 | 5 | 5 |
| <hr/> | | | | | | | | | | | | |
| TOTALS | RPI 1-25 | RPI 26-50 | | W-L RECORDS | | RPI 51-100 | | RPI 101-150 | | RPI 150+ | | |
| 28-16-0 | 3-2-0 | 4-5-0 | | OVERALL | | 8-8-0 | | 4-1-0 | | 9-0-0 | | |
| 17-5-0 | 2-0-0 | 2-1-0 | | HOME | | 5-3-0 | | 0-1-0 | | 8-0-0 | | |
| 10-9-0 | 1-2-0 | 2-4-0 | | AWAY | | 3-3-0 | | 3-0-0 | | 1-0-0 | | |
| 1-2-0 | 0-0-0 | 0-0-0 | | NEUTRAL | | 0-2-0 | | 1-0-0 | | 0-0-0 | | |
| 19-10-0 | 3-2-0 | 2-1-0 | | NON-CONFERENCE | | 1-6-0 | | 4-1-0 | | 9-0-0 | | |
| 12-4-0 | 2-0-0 | 2-1-0 | | HOME | | 0-2-0 | | 0-1-0 | | 8-0-0 | | |
| 6-4-0 | 1-2-0 | 0-0- | | AWAY | | 1-2-0 | | 3-0-0 | | 1-0-0 | | |
| 1-2-0 | 0-0-0 | 0-0-0 | | NEUTRAL | | 0-2-0 | | 1-0-0 | | 0-0-0 | | |
| 9-6-0 | 0-0-0 | 2-4-0 | | CONFERENCE | | 7-2-0 | | 0-0-0 | | 0-0-0 | | |
| 5-1-0 | 0-0-0 | 0-0-0 | | HOME | | 5-1-0 | | 0-0-0 | | 0-0-0 | | |
| 4-5-0 | 0-0-0 | 2-4-0 | | AWAY | | 2-1-0 | | 0-0-0 | | 0-0-0 | | |
| 0-0-0 | 0-0-0 | 0-0-0 | | NEUTRAL | | 0-0-0 | | 0-0-0 | | 0-0-0 | | |
| RPI | S | Opponent | Score | RPI | S | Opponent | Score | RPI | S | Opponent | Score | |
| 8 | H | Wake Forest | 5 4 | 26 | H | McNeese | 6 5 | 57 | A | Louisiana | 4 0 | |
| 8 | H | Wake Forest | 8 1 | 29 | A | South Fla. | 7 3 | 71 | N | Missouri | 2 4 | |
| 14 | A | Baylor | 2 0 | 29 | A | South Fla. | 4 5 | 75 | A | Rice | 3 4 | |
| 14 | A | Baylor | 0 5 | 29 | A | South Fla. | 4 7 | 75 | H | Rice | 0 9 | |
| 14 | A | Baylor | 1 2 | 34 | A | UCF | 1 6 | 77 | A | Sam Houston St. | 2 3 | |
| | | | | 34 | A | UCF | 2 5 | 77 | H | Sam Houston St. | 2 12 | |
| | | | | 34 | A | UCF | 3 1 | 77 | N | Sam Houston St. | 4 5 | |
| | | | | 40 | H | Cal St. Fullerton | 7 4 | 82 | H | Tulane | 1 7 | |
| | | | | 40 | H | Cal St. Fullerton | 1 4 | 82 | H | Tulane | 12 2 | |
| | | | | | | | | 82 | H | Tulane | 8 7 | |
| | | | | | | | | 86 | H | East Carolina | 9 6 | |
| | | | | | | | | 86 | H | East Carolina | 8 1 | |
| | | | | | | | | 86 | H | East Carolina | 17 3 | |
| | | | | | | | | 89 | A | Memphis | 9 8 | |
| | | | | | | | | 89 | A | Memphis | 8 10 | |
| | | | | | | | | 89 | A | Memphis | 13 3 | |
| | | | | | | | | | | | | |
| | | | | LAST 10 GAMES | | | | | | | | |
| | | | | 77 | A | Sam Houston St. | 2 3 | 82 | H | Tulane | 12 2 | |
| | | | | 29 | A | South Fla. | 4 5 | 82 | H | Tulane | 8 7 | |
| | | | | 29 | A | South Fla. | 4 7 | 82 | H | Tulane | 1 7 | |
| | | | | 29 | A | South Fla. | 7 3 | 77 | N | Sam Houston St. | 4 5 | |
| | | | | 77 | H | Sam Houston St. | 2 12 | 89 | A | Memphis | 9 8 | |

| Average RPI Win: 149 | | WON-LOST | WINNING | LAST 10 | STRENGTH OF | | OPP. STRENGTH | TEAM | ADJ | | CONF. | ADJ CONF. | | |
|----------------------|---|--------------------|-----------|---------|----------------|---|---------------|-------|-------------|-----|----------|--------------|-------|---|
| Average RPI Loss: 37 | | RECORD | PCT. RANK | GAMES | SCHEDULE | | OF SCHEDULE | RPI | RPI | | RPI | RPI | | |
| DIV. I ONLY | | 33-13-0 | .71739 | 17 | 8-2-0 | | 85 | 27 | 33 | | .57341 | 33 | | |
| DIV. I NON-CONF. | | 20-5-0 | .8 | 15 | 2-1-0 | | 214 | 107 | 54 | | .55064 | 54 | | |
| TOTALS | | RPI 1-25 | RPI 26-50 | | W-L RECORDS | | RPI 51-100 | | RPI 101-150 | | RPI 150+ | | | |
| 33-13-0 | | 6-10-0 | 2-1-0 | | OVERALL | | 5-1-0 | | 2-0-0 | | 18-1-0 | | | |
| 22-6-0 | | 2-4-0 | 2-1-0 | | HOME | | 2-0-0 | | 2-0-0 | | 14-1-0 | | | |
| 10-5-0 | | 3-4-0 | 0-0-0 | | AWAY | | 3-1-0 | | 0-0-0 | | 4-0-0 | | | |
| 1-2-0 | | 1-2-0 | 0-0-0 | | NEUTRAL | | 0-0-0 | | 0-0-0 | | 0-0-0 | | | |
| 20-5-0 | | 1-3-0 | 0-0-0 | | NON-CONFERENCE | | 2-1-0 | | 2-0-0 | | 15-1-0 | | | |
| 18-1-0 | | 0-0-0 | 0-0-0 | | HOME | | 2-0-0 | | 2-0-0 | | 14-1-0 | | | |
| 1-2-0 | | 0-1-0 | 0-0- | | AWAY | | 0-1-0 | | 0-0-0 | | 1-0-0 | | | |
| 1-2-0 | | 1-2-0 | 0-0-0 | | NEUTRAL | | 0-0-0 | | 0-0-0 | | 0-0-0 | | | |
| 13-8-0 | | 5-7-0 | 2-1-0 | | CONFERENCE | | 3-0-0 | | 0-0-0 | | 3-0-0 | | | |
| 4-5-0 | | 2-4-0 | 2-1-0 | | HOME | | 0-0-0 | | 0-0-0 | | 0-0-0 | | | |
| 9-3-0 | | 3-3-0 | 0-0-0 | | AWAY | | 3-0-0 | | 0-0-0 | | 3-0-0 | | | |
| 0-0-0 | | 0-0-0 | 0-0-0 | | NEUTRAL | | 0-0-0 | | 0-0-0 | | 0-0-0 | | | |
| RPI | S | Opponent | Score | | RPI | S | Opponent | Score | | RPI | S | Opponent | Score | |
| 3 | H | Kentucky | 0 | 6 | 41 | H | Tennessee | 2 | 1 | 51 | H | DBU | 7 | 3 |
| 3 | H | Kentucky | 7 | 11 | 41 | H | Tennessee | 3 | 5 | 71 | A | Missouri | 7 | 2 |
| 3 | H | Kentucky | 6 | 7 | 41 | H | Tennessee | 3 | 1 | 71 | A | Missouri | 7 | 1 |
| 5 | N | Texas Tech | 9 | 0 | | | | | | 71 | A | Missouri | 11 | 1 |
| 9 | N | TCU | 10 | 11 | | | | | | 75 | H | Rice | 8 | 5 |
| 14 | N | Baylor | 3 | 6 | | | | | | 100 | A | UT Arlington | 2 | 3 |
| 15 | A | LSU | 4 | 3 | | | | | | | | | | |
| 15 | A | LSU | 4 | 0 | | | | | | | | | | |
| 15 | A | LSU | 4 | 7 | | | | | | | | | | |
| 18 | H | Auburn | 6 | 3 | | | | | | | | | | |
| 18 | H | Auburn | 3 | 1 | | | | | | | | | | |
| 18 | H | Auburn | 1 | 2 | | | | | | | | | | |
| 22 | A | Texas | 3 | 4 | | | | | | | | | | |
| 25 | A | Vanderbilt | 3 | 4 | | | | | | | | | | |
| 25 | A | Vanderbilt | 3 | 17 | | | | | | | | | | |
| 25 | A | Vanderbilt | 6 | 4 | | | | | | | | | | |
| LAST 10 GAMES | | | | | | | | | | | | | | |
| 135 | H | Houston Baptist | 8 | 2 | 41 | H | Tennessee | 3 | 5 | | | | | |
| 71 | A | Missouri | 7 | 2 | 41 | H | Tennessee | 3 | 1 | | | | | |
| 71 | A | Missouri | 11 | 1 | 41 | H | Tennessee | 2 | 1 | | | | | |
| 71 | A | Missouri | 7 | 1 | 100 | A | UT Arlington | 2 | 3 | | | | | |
| 220 | H | A&M-Corpus Christi | 5 | 2 | 200 | A | Alabama | 3 | 2 | | | | | |

Non-Div. I Games:

Texas A&M

UCF

| Average RPI Win: | | 130 | WON-LOST RECORD | | WINNING PCT. RANK | | LAST 10 GAMES | | STRENGTH OF SCHEDULE | | OPP. STRENGTH OF SCHEDULE | | TEAM RPI | | ADJ RPI | | CONF. RPI | | ADJ CONF. RPI | | | | | | |
|-------------------|---|----------|-----------------|-----------|-------------------|----------------|---------------|---------------|----------------------|-------------|---------------------------|----------|----------|-----------------|-----------|-------|-----------|-----|---------------|---------------|----|---|--|--|--|
| Average RPI Loss: | | 57 | 31-14-0 | | .68889 27 | | 7-3-0 | | 34 | | 82 | | 34 | | .572 34 | | 5 | | 5 | | | | | | |
| DIV. I ONLY | | | 22-8-0 | | .73333 23 | | 1-1-0 | | 59 | | 128 | | 41 | | .56255 41 | | 5 | | 5 | | | | | | |
| DIV. I NON-CONF. | | | | | | | | | | | | | | | | | | | | | | | | | |
| TOTALS | | RPI 1-25 | | RPI 26-50 | | W-L RECORDS | | RPI 51-100 | | RPI 101-150 | | RPI 150+ | | | | | | | | | | | | | |
| 31-14-0 | | 1-1-0 | | 4-7-0 | | OVERALL | | 11-4-0 | | 4-2-0 | | 11-0-0 | | | | | | | | | | | | | |
| 26-8-0 | | 1-0-0 | | 4-4-0 | | HOME | | 6-2-0 | | 4-2-0 | | 11-0-0 | | | | | | | | | | | | | |
| 5-6-0 | | 0-1-0 | | 0-3-0 | | AWAY | | 5-2-0 | | 0-0-0 | | 0-0-0 | | | | | | | | | | | | | |
| 0-0-0 | | 0-0-0 | | 0-0-0 | | NEUTRAL | | 0-0-0 | | 0-0-0 | | 0-0-0 | | | | | | | | | | | | | |
| 22-8-0 | | 1-1-0 | | 0-2-0 | | NON-CONFERENCE | | 6-3-0 | | 4-2-0 | | 11-0-0 | | | | | | | | | | | | | |
| 20-5-0 | | 1-0-0 | | 0-2-0 | | HOME | | 4-1-0 | | 4-2-0 | | 11-0-0 | | | | | | | | | | | | | |
| 2-3-0 | | 0-1-0 | | 0-0- | | AWAY | | 2-2-0 | | 0-0-0 | | 0-0-0 | | | | | | | | | | | | | |
| 0-0-0 | | 0-0-0 | | 0-0-0 | | NEUTRAL | | 0-0-0 | | 0-0-0 | | 0-0-0 | | | | | | | | | | | | | |
| 9-6-0 | | 0-0-0 | | 4-5-0 | | CONFERENCE | | 5-1-0 | | 0-0-0 | | 0-0-0 | | | | | | | | | | | | | |
| 6-3-0 | | 0-0-0 | | 4-2-0 | | HOME | | 2-1-0 | | 0-0-0 | | 0-0-0 | | | | | | | | | | | | | |
| 3-3-0 | | 0-0-0 | | 0-3-0 | | AWAY | | 3-0-0 | | 0-0-0 | | 0-0-0 | | | | | | | | | | | | | |
| 0-0-0 | | 0-0-0 | | 0-0-0 | | NEUTRAL | | 0-0-0 | | 0-0-0 | | 0-0-0 | | | | | | | | | | | | | |
| RPI | S | Opponent | | Score | | RPI | S | Opponent | | Score | | RPI | S | Opponent | | Score | | | | | | | | | |
| 6 | A | Florida | | 3 | 4 | 28 | H | Florida St. | | 2 | 5 | 62 | H | Fla. Atlantic | | 3 | 8 | 121 | H | Central Mich. | 21 | 1 | | | |
| 6 | H | Florida | | 11 | 2 | 28 | H | Florida St. | | 0 | 5 | 76 | A | Jacksonville | | 10 | 3 | 121 | H | Central Mich. | 5 | 4 | | | |
| | | | | | | 29 | A | South Fla. | | 4 | 5 | 76 | A | Jacksonville | | 1 | 7 | 121 | H | Central Mich. | 7 | 3 | | | |
| | | | | | | 29 | A | South Fla. | | 5 | 7 | 76 | H | Jacksonville | | 4 | 0 | 125 | H | Dartmouth | 1 | 4 | | | |
| | | | | | | 29 | A | South Fla. | | 5 | 6 | 76 | H | Jacksonville | | 10 | 1 | 125 | H | Dartmouth | 3 | 4 | | | |
| | | | | | | 32 | H | Houston | | 6 | 1 | 81 | A | Bethune-Cookman | | 5 | 4 | 125 | H | Dartmouth | 15 | 0 | | | |
| | | | | | | 32 | H | Houston | | 1 | 3 | 81 | H | Bethune-Cookman | | 5 | 1 | 159 | H | Bradley | 12 | 9 | | | |
| | | | | | | 32 | H | Houston | | 5 | 2 | 86 | A | East Carolina | | 8 | 7 | 192 | H | Stony Brook | 8 | 4 | | | |
| | | | | | | 46 | H | UConn | | 8 | 2 | 86 | A | East Carolina | | 7 | 0 | 192 | H | Stony Brook | 7 | 3 | | | |
| | | | | | | 46 | H | UConn | | 8 | 1 | 86 | A | East Carolina | | 9 | 4 | 192 | H | Stony Brook | 3 | 2 | | | |
| | | | | | | 46 | H | UConn | | 5 | 6 | 89 | H | Memphis | | 7 | 4 | 199 | H | Stetson | 5 | 3 | | | |
| | | | | | | | | | | | | 89 | H | Memphis | | 2 | 1 | 254 | H | Manhattan | 7 | 2 | | | |
| | | | | | | | | | | | | 89 | H | Memphis | | 4 | 9 | 254 | H | Manhattan | 10 | 1 | | | |
| | | | | | | | | | | | | 90 | A | North Florida | | 1 | 2 | 254 | H | Manhattan | 13 | 3 | | | |
| | | | | | | | | | | | | 90 | H | North Florida | | 3 | 2 | 256 | H | Siena | 7 | 2 | | | |
| | | | | | | | | | | | | | | | | | | 256 | H | Siena | 3 | 0 | | | |
| | | | | | | | | | | | | | | | | | | 256 | H | Siena | 17 | 6 | | | |
| | | | | | | LAST 10 GAMES | | | | | | | | | | | | | | | | | | | |
| | | | | | | 90 | A | North Florida | | 1 | 2 | 46 | H | UConn | | 5 | 6 | | | | | | | | |
| | | | | | | 89 | H | Memphis | | 2 | 1 | 46 | H | UConn | | 8 | 1 | | | | | | | | |
| | | | | | | 89 | H | Memphis | | 4 | 9 | 81 | H | Bethune-Cookman | | 5 | 1 | | | | | | | | |
| | | | | | | 89 | H | Memphis | | 7 | 4 | 86 | A | East Carolina | | 7 | 0 | | | | | | | | |
| | | | | | | 46 | H | UConn | | 8 | 2 | 86 | A | East Carolina | | 9 | 4 | | | | | | | | |

Non-Div. I Games:

UCF

| Average RPI Win: 121 | | WON-LOST | WINNING | LAST 10 | STRENGTH OF | OPP. STRENGTH | TEAM | ADJ | CONF. | ADJ CONF. | | |
|----------------------|-----------------|----------|-----------|-----------------|----------------|---------------|---------------|-------|-------------|-----------------|----------|---|
| Average RPI Loss: 38 | | RECORD | PCT. RANK | GAMES | SCHEDULE | OF SCHEDULE | RPI | RPI | RPI | RPI | | |
| DIV. I ONLY | | 28-17-0 | .62222 | 62 | 6-4-0 | 28 | 10 | 35 | .57015 | 35 | 2 | 2 |
| DIV. I NON-CONF. | | 17-6-0 | .73913 | 22 | 2-0-0 | 73 | 43 | 35 | .56806 | 35 | 2 | 2 |
| <hr/> | | | | | | | | | | | | |
| TOTALS | | RPI 1-25 | RPI 26-50 | | W-L RECORDS | | RPI 51-100 | | RPI 101-150 | | RPI 150+ | |
| 28-17-0 | | 8-13-0 | 0-0-0 | | OVERALL | | 5-3-0 | | 3-0-0 | | 12-1-0 | |
| 21-7-0 | | 2-4-0 | 0-0-0 | | HOME | | 5-2-0 | | 3-0-0 | | 11-1-0 | |
| 5-6-0 | | 5-5-0 | 0-0-0 | | AWAY | | 0-1-0 | | 0-0-0 | | 0-0-0 | |
| 2-4-0 | | 1-4-0 | 0-0-0 | | NEUTRAL | | 0-0-0 | | 0-0-0 | | 1-0-0 | |
| 17-6-0 | | 2-3-0 | 0-0-0 | | NON-CONFERENCE | | 3-2-0 | | 3-0-0 | | 9-1-0 | |
| 14-2-0 | | 0-0-0 | 0-0-0 | | HOME | | 3-1-0 | | 3-0-0 | | 8-1-0 | |
| 1-1-0 | | 1-0-0 | 0-0- | | AWAY | | 0-1-0 | | 0-0-0 | | 0-0-0 | |
| 2-3-0 | | 1-3-0 | 0-0-0 | | NEUTRAL | | 0-0-0 | | 0-0-0 | | 1-0-0 | |
| 11-11-0 | | 6-10-0 | 0-0-0 | | CONFERENCE | | 2-1-0 | | 0-0-0 | | 3-0-0 | |
| 7-5-0 | | 2-4-0 | 0-0-0 | | HOME | | 2-1-0 | | 0-0-0 | | 3-0-0 | |
| 4-5-0 | | 4-5-0 | 0-0-0 | | AWAY | | 0-0-0 | | 0-0-0 | | 0-0-0 | |
| 0-1-0 | | 0-1-0 | 0-0-0 | | NEUTRAL | | 0-0-0 | | 0-0-0 | | 0-0-0 | |
| RPI S | Opponent | Score | RPI S | Opponent | Score | RPI S | Opponent | Score | RPI S | Opponent | Score | |
| 3 A | Kentucky | 2 4 | | | | 71 H | Missouri | 9 6 | 140 H | Furman | 2 0 | |
| 3 A | Kentucky | 9 6 | | | | 71 H | Missouri | 3 9 | 140 H | Furman | 5 0 | |
| 3 A | Kentucky | 1 4 | | | | 71 H | Missouri | 3 1 | 140 H | Furman | 1 0 | |
| 5 N | Texas Tech | 1 5 | | | | 86 H | East Carolina | 5 4 | 155 N | Nicholls St. | 5 0 | |
| 9 N | TCU | 3 5 | | | | 86 H | East Carolina | 3 2 | 176 H | UNCW | 8 6 | |
| 14 N | Baylor | 0 4 | | | | 86 H | East Carolina | 8 6 | 176 H | UNCW | 8 4 | |
| 15 A | LSU | 2 15 | | | | 89 A | Memphis | 1 2 | 176 H | UNCW | 7 2 | |
| 15 A | LSU | 2 3 | | | | 89 H | Memphis | 6 9 | 187 H | Arkansas St. | 16 4 | |
| 15 A | LSU | 4 1 | | | | | | | 200 H | Alabama | 7 2 | |
| 16 A | Arkansas | 4 7 | | | | | | | 200 H | Alabama | 8 2 | |
| 16 A | Arkansas | 4 1 | | | | | | | 200 H | Alabama | 5 4 | |
| 16 A | Arkansas | 9 1 | | | | | | | 219 H | Little Rock | 5 4 | |
| 17 H | Mississippi St. | 3 5 | | | | | | | 224 H | Georgia St. | 0 2 | |
| 17 H | Mississippi St. | 1 2 | | | | | | | 224 H | Georgia St. | 1 0 | |
| 17 H | Mississippi St. | 3 4 | | | | | | | 234 H | La.-Monroe | 21 7 | |
| 17 N | Mississippi St. | 2 4 | | | | | | | 284 H | Ark.-Pine Bluff | 14 6 | |
| 21 A | Southern Miss. | 6 2 | | | | | | | | | | |
| 21 N | Southern Miss. | 6 5 | | | | | | | | | | |
| 25 H | Vanderbilt | 2 6 | | | | | | | | | | |
| 25 H | Vanderbilt | 10 8 | | | | | | | | | | |
| 25 H | Vanderbilt | 1 0 | | | | | | | | | | |
| LAST 10 GAMES | | | | | | | | | | | | |
| 234 H | La.-Monroe | 21 7 | 71 H | Missouri | 9 6 | | | | | | | |
| 16 A | Arkansas | 4 1 | 71 H | Missouri | 3 1 | | | | | | | |
| 16 A | Arkansas | 4 7 | 71 H | Missouri | 3 9 | | | | | | | |
| 16 A | Arkansas | 9 1 | 284 H | Ark.-Pine Bluff | 14 6 | | | | | | | |
| 17 N | Mississippi St. | 2 4 | 15 A | LSU | 2 3 | | | | | | | |

Non-Div. I Games:

Ole Miss

[illegible]

Non-Div. I Games:

St. John's (NY)

| RPI | S | Opponent | Score | |
|-----|---|---------------|-------|---|
| 296 | H | NYIT | 13 | 8 |
| 299 | N | Saint Peter's | 12 | 9 |

St. John's (NY)

S
t
.
J
o
h
n
.
s
(
N
Y
)

S
t
.
J
o
h
n
.
s
(
N
Y
)

| Average RPI Win: 117 | | WON-LOST | WINNING | LAST 10 | STRENGTH OF | | OPP. STRENGTH | TEAM | ADJ | CONF. | ADJ CONF. |
|----------------------|---------------------|----------|-----------|----------------------|----------------|-------|---------------|-------|-------------|----------------|-----------|
| Average RPI Loss: 79 | | RECORD | PCT. RANK | GAMES | SCHEDULE | | OF SCHEDULE | RPI | RPI | RPI | RPI |
| DIV. I ONLY | | 30-13-0 | .69767 | 21 | 6-4-0 | | 72 | 43 | 37 | .56553 | 37 |
| DIV. I NON-CONF. | | 16-6-0 | .72727 | 27 | 1-0-0 | | 130 | 79 | 58 | .54682 | 58 |
| TOTALS | | RPI 1-25 | RPI 26-50 | | W-L RECORDS | | RPI 51-100 | | RPI 101-150 | | RPI 150+ |
| 30-13-0 | | 4-4-0 | 3-3-0 | | OVERALL | | 5-1-0 | | 9-3-0 | | 9-2-0 |
| 22-8-0 | | 2-2-0 | 3-3-0 | | HOME | | 5-1-0 | | 3-1-0 | | 9-1-0 |
| 8-5-0 | | 2-2-0 | 0-0-0 | | AWAY | | 0-0-0 | | 6-2-0 | | 0-1-0 |
| 0-0-0 | | 0-0-0 | 0-0-0 | | NEUTRAL | | 0-0-0 | | 0-0-0 | | 0-0-0 |
| 16-6-0 | | 2-3-0 | 0-0-0 | | NON-CONFERENCE | | 2-1-0 | | 3-0-0 | | 9-2-0 |
| 14-4-0 | | 2-2-0 | 0-0-0 | | HOME | | 2-1-0 | | 1-0-0 | | 9-1-0 |
| 2-2-0 | | 0-1-0 | 0-0- | | AWAY | | 0-0-0 | | 2-0-0 | | 0-1-0 |
| 0-0-0 | | 0-0-0 | 0-0-0 | | NEUTRAL | | 0-0-0 | | 0-0-0 | | 0-0-0 |
| 14-7-0 | | 2-1-0 | 3-3-0 | | CONFERENCE | | 3-0-0 | | 6-3-0 | | 0-0-0 |
| 8-4-0 | | 0-0-0 | 3-3-0 | | HOME | | 3-0-0 | | 2-1-0 | | 0-0-0 |
| 6-3-0 | | 2-1-0 | 0-0-0 | | AWAY | | 0-0-0 | | 4-2-0 | | 0-0-0 |
| 0-0-0 | | 0-0-0 | 0-0-0 | | NEUTRAL | | 0-0-0 | | 0-0-0 | | 0-0-0 |
| RPI S | Opponent | Score | RPI S | Opponent | Score | RPI S | Opponent | Score | RPI S | Opponent | Score |
| 3 H | Kentucky | 2 19 | 44 H | Louisiana Tech | 3 2 | 75 H | Rice | 3 2 | 107 A | VCU | 5 4 |
| 10 A | Virginia | 5 18 | 44 H | Louisiana Tech | 3 7 | 75 H | Rice | 6 5 | 108 H | Marshall | 1 2 |
| 11 H | West Virginia | 1 3 | 44 H | Louisiana Tech | 3 7 | 75 H | Rice | 2 0 | 108 H | Marshall | 14 5 |
| 11 H | West Virginia | 8 4 | 47 H | Charlotte | 2 0 | 87 H | Rutgers | 6 2 | 108 H | Marshall | 16 1 |
| 11 H | West Virginia | 7 4 | 47 H | Charlotte | 1 3 | 87 H | Rutgers | 5 8 | 110 A | Middle Tenn. | 6 17 |
| 21 A | Southern Miss. | 2 10 | 47 H | Charlotte | 3 0 | 87 H | Rutgers | 15 4 | 110 A | Middle Tenn. | 5 3 |
| 21 A | Southern Miss. | 13 11 | | | | | | | 110 A | Middle Tenn. | 9 8 |
| 21 A | Southern Miss. | 9 2 | | | | | | | 111 A | William & Mary | 11 6 |
| | | | | | | | | | 111 H | William & Mary | 6 3 |
| | | | | | | | | | 115 A | UTSA | 9 1 |
| | | | | | | | | | 115 A | UTSA | 5 7 |
| | | | | | | | | | 115 A | UTSA | 11 5 |
| | | | | | | | | | 165 H | Delaware | 2 1 |
| | | | | | | | | | 170 H | Princeton | 7 1 |
| | | | | | | | | | 170 H | Princeton | 14 4 |
| | | | | | | | | | 210 A | VMI | 14 17 |
| | | | | | | | | | 210 H | VMI | 14 2 |
| | | | | | | | | | 218 H | Saint Joseph's | 7 6 |
| | | | | | | | | | 223 H | James Madison | 3 4 |
| | | | | | | | | | 223 H | James Madison | 9 8 |
| | | | | | | | | | 251 H | LIU Brooklyn | 11 7 |
| | | | | | | | | | 251 H | LIU Brooklyn | 13 0 |
| | | | | | | | | | 251 H | LIU Brooklyn | 16 8 |
| LAST 10 GAMES | | | | | | | | | | | |
| | 108 H Marshall | 1 2 | | 21 A Southern Miss. | 2 10 | | | | | | |
| | 108 H Marshall | 16 1 | | 44 H Louisiana Tech | 3 7 | | | | | | |
| | 108 H Marshall | 14 5 | | 44 H Louisiana Tech | 3 2 | | | | | | |
| | 21 A Southern Miss. | 9 2 | | 44 H Louisiana Tech | 3 7 | | | | | | |
| | 21 A Southern Miss. | 13 11 | | 111 H William & Mary | 6 3 | | | | | | |

Non-Div. I Games:

Old Dominion

S
o
u
t
h
e
a
s
t
e
r
n
L
a
.

Southeastern La.

| Average RPI Win: | 152 | WON-LOST RECORD | WINNING PCT. RANK | LAST 10 GAMES | STRENGTH OF SCHEDULE | OPP. STRENGTH OF SCHEDULE | TEAM RPI | ADJ RPI | CONF. RPI | ADJ CONF. RPI | | | | | |
|-------------------|----------|-----------------|-------------------|----------------|----------------------|---------------------------|----------|-------------|-----------|---------------|-------|-----|---|----------------|-------|
| Average RPI Loss: | 72 | | | | | | | | | | | | | | |
| DIV. I ONLY | | 26-19-1 | .57609 | 89 | 6-4-0 | 30 | 111 | 39 | .56394 | 39 | 19 | 19 | | | |
| DIV. I NON-CONF. | | 10-16-0 | .38462 | 226 | 1-3-0 | 1 | 19 | 52 | .55234 | 52 | 16 | 16 | | | |
| <hr/> | | | | | | | | | | | | | | | |
| TOTALS | RPI 1-25 | RPI 26-50 | | W-L RECORDS | | RPI 51-100 | | RPI 101-150 | | RPI 150+ | | | | | |
| 26-19-1 | 3-4-0 | 0-3-0 | | OVERALL | | 4-7-0 | | 5-3-0 | | 14-2-1 | | | | | |
| 15-5-0 | 3-2-0 | 0-0-0 | | HOME | | 3-0-0 | | 1-2-0 | | 8-1-0 | | | | | |
| 10-14-1 | 0-2-0 | 0-3-0 | | AWAY | | 1-7-0 | | 3-1-0 | | 6-1-1 | | | | | |
| 1-0-0 | 0-0-0 | 0-0-0 | | NEUTRAL | | 0-0-0 | | 1-0-0 | | 0-0-0 | | | | | |
| 10-16-0 | 3-4-0 | 0-3-0 | | NON-CONFERENCE | | 4-7-0 | | 3-2-0 | | 0-0-0 | | | | | |
| 7-4-0 | 3-2-0 | 0-0-0 | | HOME | | 3-0-0 | | 1-2-0 | | 0-0-0 | | | | | |
| 2-12-0 | 0-2-0 | 0-0- | | AWAY | | 1-7-0 | | 1-0-0 | | 0-0-0 | | | | | |
| 1-0-0 | 0-0-0 | 0-0-0 | | NEUTRAL | | 0-0-0 | | 1-0-0 | | 0-0-0 | | | | | |
| 16-3-1 | 0-0-0 | 0-0-0 | | CONFERENCE | | 0-0-0 | | 2-1-0 | | 14-2-1 | | | | | |
| 8-1-0 | 0-0-0 | 0-0-0 | | HOME | | 0-0-0 | | 0-0-0 | | 8-1-0 | | | | | |
| 8-2-1 | 0-0-0 | 0-0-0 | | AWAY | | 0-0-0 | | 2-1-0 | | 6-1-1 | | | | | |
| 0-0-0 | 0-0-0 | 0-0-0 | | NEUTRAL | | 0-0-0 | | 0-0-0 | | 0-0-0 | | | | | |
| RPI | S | Opponent | Score | RPI | S | Opponent | Score | RPI | S | Opponent | Score | | | | |
| 5 | A | Texas Tech | 4 12 | 40 | A | Cal St. Fullerton | 1 2 | 51 | A | DBU | 6 7 | 103 | A | San Diego St. | 12 10 |
| 5 | A | Texas Tech | 2 7 | 40 | A | Cal St. Fullerton | 0 1 | 51 | A | DBU | 6 5 | 103 | A | San Diego St. | 11 6 |
| 5 | H | Texas Tech | 16 5 | 40 | A | Cal St. Fullerton | 4 5 | 51 | A | DBU | 2 5 | 103 | A | San Diego St. | 0 4 |
| 5 | H | Texas Tech | 15 27 | | | | | 53 | A | Oklahoma St. | 0 3 | 113 | H | Grand Canyon | 22 3 |
| 19 | H | Missouri St. | 0 8 | | | | | 53 | A | Oklahoma St. | 0 13 | 113 | H | Grand Canyon | 1 6 |
| 19 | H | Missouri St. | 17 8 | | | | | 54 | A | San Diego | 2 7 | 124 | A | New Mexico St. | 5 3 |
| 19 | H | Missouri St. | 9 5 | | | | | 59 | H | Binghamton | 11 4 | 124 | H | New Mexico St. | 5 12 |
| | | | | | | | | 59 | H | Binghamton | 10 4 | 124 | N | New Mexico St. | 8 2 |
| | | | | | | | | 59 | H | Binghamton | 8 4 | 190 | H | Fresno St. | 6 2 |
| | | | | | | | | 96 | A | Kansas St. | 10 12 | 190 | H | Fresno St. | 1 2 |
| | | | | | | | | 96 | A | Kansas St. | 2 3 | 190 | H | Fresno St. | 24 4 |
| | | | | | | | | | | | | 221 | A | Air Force | 19 5 |
| | | | | | | | | | | | | 221 | A | Air Force | 24 16 |
| | | | | | | | | | | | | 221 | A | Air Force | 16 7 |
| | | | | | | | | | | | | 224 | A | San Jose St. | 1 2 |
| | | | | | | | | | | | | 224 | A | San Jose St. | 5 5 |
| | | | | | | | | | | | | 224 | H | San Jose St. | 11 1 |
| | | | | | | | | | | | | 224 | H | San Jose St. | 8 3 |
| | | | | | | | | | | | | 224 | H | San Jose St. | 16 8 |
| | | | | | | | | | | | | 232 | A | UNLV | 4 2 |
| | | | | | | | | | | | | 232 | A | UNLV | 29 8 |
| | | | | | | | | | | | | 232 | A | UNLV | 7 3 |
| | | | | | | | | | | | | 232 | H | UNLV | 11 9 |
| | | | | | | | | | | | | 232 | H | UNLV | 13 4 |
| | | | | | | | | | | | | 232 | H | UNLV | 13 4 |
| | | | | | | | | | | | | 96 | A | Kansas St. | 2 3 |
| | | | | LAST 10 GAMES | | | | | | | | | | | |
| | | | | 124 | H | New Mexico St. | 5 12 | 5 | H | Texas Tech | 16 5 | | | | |
| | | | | 103 | A | San Diego St. | 12 10 | 232 | H | UNLV | 11 9 | | | | |
| | | | | 103 | A | San Diego St. | 11 6 | 232 | H | UNLV | 13 4 | | | | |
| | | | | 103 | A | San Diego St. | 0 4 | 232 | H | UNLV | 13 4 | | | | |
| | | | | 5 | H | Texas Tech | 15 27 | 96 | A | Kansas St. | 2 3 | | | | |

Non-Div. I Games:

New Mexico

| Average RPI Win: | 102 | WON-LOST RECORD | WINNING PCT. RANK | LAST 10 GAMES | STRENGTH OF SCHEDULE | OPP. STRENGTH OF SCHEDULE | TEAM RPI | ADJ RPI | CONF. RPI | ADJ CONF. RPI | | |
|------------------|----------|-----------------|-------------------|----------------|----------------------|---------------------------|----------|-------------|-----------|---------------------|-------|---|
| DIV. I ONLY | | 26-15-0 | .63415 | 56 | 1-0-0 | 84 | 17 | 40 | .56283 | 40 | 8 | 8 |
| DIV. I NON-CONF. | | 18-8-0 | .69231 | 40 | 1-0-0 | 21 | 11 | 15 | .59359 | 15 | 8 | 8 |
| <hr/> | | | | | | | | | | | | |
| TOTALS | RPI 1-25 | RPI 26-50 | | W-L RECORDS | | RPI 51-100 | | RPI 101-150 | | RPI 150+ | | |
| 26-15-0 | 3-4-0 | 4-1-0 | | OVERALL | | 8-4-0 | | 5-5-0 | | 6-1-0 | | |
| 17-4-0 | 3-1-0 | 3-0-0 | | HOME | | 5-1-0 | | 2-2-0 | | 4-0-0 | | |
| 9-10-0 | 0-3-0 | 1-1-0 | | AWAY | | 3-2-0 | | 3-3-0 | | 2-1-0 | | |
| 0-1-0 | 0-0-0 | 0-0-0 | | NEUTRAL | | 0-1-0 | | 0-0-0 | | 0-0-0 | | |
| 18-8-0 | 3-1-0 | 4-1-0 | | NON-CONFERENCE | | 8-4-0 | | 0-1-0 | | 3-1-0 | | |
| 12-3-0 | 3-1-0 | 3-0-0 | | HOME | | 5-1-0 | | 0-1-0 | | 1-0-0 | | |
| 6-4-0 | 0-0-0 | 1-0- | | AWAY | | 3-2-0 | | 0-0-0 | | 2-1-0 | | |
| 0-1-0 | 0-0-0 | 0-0-0 | | NEUTRAL | | 0-1-0 | | 0-0-0 | | 0-0-0 | | |
| 8-7-0 | 0-3-0 | 0-0-0 | | CONFERENCE | | 0-0-0 | | 5-4-0 | | 3-0-0 | | |
| 5-1-0 | 0-0-0 | 0-0-0 | | HOME | | 0-0-0 | | 2-1-0 | | 3-0-0 | | |
| 3-6-0 | 0-3-0 | 0-0-0 | | AWAY | | 0-0-0 | | 3-3-0 | | 0-0-0 | | |
| 0-0-0 | 0-0-0 | 0-0-0 | | NEUTRAL | | 0-0-0 | | 0-0-0 | | 0-0-0 | | |
| RPI | S | Opponent | Score | RPI | S | Opponent | Score | RPI | S | Opponent | Score | |
| 12 | H | Stanford | 1 0 | 32 | A | Houston | 4 1 | 54 | A | San Diego | 9 2 | |
| 12 | H | Stanford | 8 1 | 32 | A | Houston | 4 7 | 54 | H | San Diego | 13 2 | |
| 12 | H | Stanford | 6 7 | 39 | H | New Mexico | 5 4 | 54 | N | San Diego | 6 11 | |
| 13 | H | Arizona | 4 0 | 39 | H | New Mexico | 1 0 | 63 | A | UCLA | 7 9 | |
| 23 | A | Long Beach St. | 4 6 | 39 | H | New Mexico | 2 1 | 78 | H | Gonzaga | 3 2 | |
| 23 | A | Long Beach St. | 5 8 | | | | | 78 | H | Gonzaga | 0 1 | |
| 23 | A | Long Beach St. | 0 1 | | | | | 78 | H | Gonzaga | 4 3 | |
| | | | | | | | | 79 | A | Southern California | 9 13 | |
| | | | | | | | | 79 | H | Southern California | 13 5 | |
| | | | | | | | | 79 | H | Southern California | 2 1 | |
| | | | | | | | | 96 | A | Arizona St. | 10 4 | |
| | | | | | | | | 96 | A | Arizona St. | 13 4 | |
| | | | | | | | | | | | | |
| | | | | | | | | | | | | |
| | | | | | | | | | | | | |
| | | | | | | | | | | | | |
| | | | | | | | | | | | | |
| | | | | | | | | | | | | |
| | | | | | | | | | | | | |
| | | | | | | | | | | | | |
| | | | | | | | | | | | | |
| | | | | | | | | | | | | |
| | | | | | | | | | | | | |
| | | | | | | | | | | | | |
| | | | | | | | | | | | | |
| | | | | | | | | | | | | |
| | | | | | | | | | | | | |
| | | | | | | | | | | | | |
| | | | | | | | | | | | | |
| | | | | | | | | | | | | |
| | | | | | | | | | | | | |
| | | | | | | | | | | | | |
| | | | | | | | | | | | | |
| | | | | | | | | | | | | |
| | | | | | | | | | | | | |
| | | | | | | | | | | | | |
| | | | | | | | | | | | | |
| | | | | | | | | | | | | |
| | | | | | | | | | | | | |
| | | | | | | | | | | | | |
| | | | | | | | | | | | | |
| | | | | | | | | | | | | |
| | | | | | | | | | | | | |
| | | | | | | | | | | | | |
| | | | | | | | | | | | | |
| | | | | | | | | | | | | |
| | | | | | | | | | | | | |
| | | | | | | | | | | | | |
| | | | | | | | | | | | | |
| | | | | | | | | | | | | |
| | | | | | | | | | | | | |
| | | | | | | | | | | | | |
| | | | | | | | | | | | | |
| | | | | | | | | | | | | |
| | | | | | | | | | | | | |
| | | | | | | | | | | | | |
| | | | | | | | | | | | | |
| | | | | | | | | | | | | |
| | | | | | | | | | | | | |
| | | | | | | | | | | | | |
| | | | | | | | | | | | | |
| | | | | | | | | | | | | |
| | | | | | | | | | | | | |
| | | | | | | | | | | | | |
| | | | | | | | | | | | | |
| | | | | | | | | | | | | |
| | | | | | | | | | | | | |
| | | | | | | | | | | | | |
| | | | | | | | | | | | | |
| | | | | | | | | | | | | |
| | | | | | | | | | | | | |
| | | | | | | | | | | | | |
| | | | | | | | | | | | | |
| | | | | | | | | | | | | |
| | | | | | | | | | | | | |
| | | | | | | | | | | | | |
| | | | | | | | | | | | | |
| | | | | | | | | | | | | |
| | | | | | | | | | | | | |

| Average RPI Win: | | 110 | WON-LOST RECORD | | WINNING PCT. RANK | LAST 10 GAMES | STRENGTH OF SCHEDULE | | OPP. STRENGTH OF SCHEDULE | TEAM RPI | ADJ RPI | CONF. RPI | ADJ CONF. RPI |
|-------------------|-----------------|----------|-----------------|----------------|-------------------|---------------|----------------------|-------|---------------------------|---------------|-----------|-----------|---------------|
| Average RPI Loss: | | 54 | 23-18-0 | | .56098 98 | 6-4-0 | 29 | | 14 | 41 | .56234 41 | 2 | 2 |
| DIV. I ONLY | | | 17-4-0 | | .80952 13 | 3-0-0 | 66 | | 100 | 13 | .59562 13 | 2 | 2 |
| DIV. I NON-CONF. | | | | | | | | | | | | | |
| TOTALS | | RPI 1-25 | RPI 26-50 | | W-L RECORDS | | RPI 51-100 | | RPI 101-150 | | RPI 150+ | | |
| 23-18-0 | | 4-7-0 | 1-5-0 | | OVERALL | | 7-2-0 | | 5-3-0 | | 6-1-0 | | |
| 12-9-0 | | 1-2-0 | 0-3-0 | | HOME | | 3-1-0 | | 3-3-0 | | 5-0-0 | | |
| 8-9-0 | | 3-5-0 | 1-2-0 | | AWAY | | 3-1-0 | | 1-0-0 | | 0-1-0 | | |
| 3-0-0 | | 0-0-0 | 0-0-0 | | NEUTRAL | | 1-0-0 | | 1-0-0 | | 1-0-0 | | |
| 17-4-0 | | 0-0-0 | 0-0-0 | | NON-CONFERENCE | | 7-2-0 | | 4-1-0 | | 6-1-0 | | |
| 10-2-0 | | 0-0-0 | 0-0-0 | | HOME | | 3-1-0 | | 2-1-0 | | 5-0-0 | | |
| 4-2-0 | | 0-0-0 | 0-0-0 | | AWAY | | 3-1-0 | | 1-0-0 | | 0-1-0 | | |
| 3-0-0 | | 0-0-0 | 0-0-0 | | NEUTRAL | | 1-0-0 | | 1-0-0 | | 1-0-0 | | |
| 6-14-0 | | 4-7-0 | 1-5-0 | | CONFERENCE | | 0-0-0 | | 1-2-0 | | 0-0-0 | | |
| 2-7-0 | | 1-2-0 | 0-3-0 | | HOME | | 0-0-0 | | 1-2-0 | | 0-0-0 | | |
| 4-7-0 | | 3-5-0 | 1-2-0 | | AWAY | | 0-0-0 | | 0-0-0 | | 0-0-0 | | |
| 0-0-0 | | 0-0-0 | 0-0-0 | | NEUTRAL | | 0-0-0 | | 0-0-0 | | 0-0-0 | | |
| RPI S | Opponent | Score | RPI S | Opponent | Score | RPI S | Opponent | Score | RPI S | Opponent | Score | | |
| 6 A | Florida | 4 5 | 31 H | South Carolina | 1 7 | 65 A | Loyola Marymount | 8 4 | 103 A | San Diego St. | 8 4 | | |
| 6 A | Florida | 3 2 | 31 H | South Carolina | 4 6 | 70 N | Seton Hall | 12 5 | 108 H | Marshall | 7 1 | | |
| 6 A | Florida | 7 6 | 31 H | South Carolina | 2 10 | 88 H | Tennessee Tech | 6 0 | 110 H | Middle Tenn. | 4 7 | | |
| 17 A | Mississippi St. | 4 7 | 33 A | Texas A&M | 1 2 | 89 A | Memphis | 10 0 | 118 H | Georgia | 1 3 | | |
| 17 A | Mississippi St. | 4 14 | 33 A | Texas A&M | 1 3 | 89 A | Memphis | 8 5 | 118 H | Georgia | 5 7 | | |
| 17 A | Mississippi St. | 4 5 | 33 A | Texas A&M | 5 3 | 89 A | Memphis | 1 4 | 118 H | Georgia | 6 5 | | |
| 18 H | Auburn | 1 8 | | | | 91 H | Cincinnati | 1 2 | 143 N | UC Irvine | 10 9 | | |
| 18 H | Auburn | 2 3 | | | | 91 H | Cincinnati | 6 2 | 145 H | Austin Peay | 18 4 | | |
| 18 H | Auburn | 5 4 | | | | 91 H | Cincinnati | 2 1 | 171 A | ETSU | 2 10 | | |
| 25 A | Vanderbilt | 0 1 | | | | | | | 171 H | ETSU | 9 2 | | |
| 25 A | Vanderbilt | 9 3 | | | | | | | 171 N | ETSU | 8 1 | | |
| | | | | | | | | | 184 H | UNC Asheville | 5 2 | | |
| | | | | | | | | | 236 H | Norfolk St. | 5 4 | | |
| | | | | | | | | | 236 H | Norfolk St. | 5 2 | | |
| | | | | | | | | | 236 H | Norfolk St. | 10 2 | | |
| LAST 10 GAMES | | | | | | | | | | | | | |
| 171 H | ETSU | 9 2 | 33 A | Texas A&M | 1 3 | | | | | | | | |
| 25 A | Vanderbilt | 9 3 | 33 A | Texas A&M | 1 2 | | | | | | | | |
| 25 A | Vanderbilt | 0 1 | 184 H | UNC Asheville | 5 2 | | | | | | | | |
| 171 N | ETSU | 8 1 | 18 H | Auburn | 1 8 | | | | | | | | |
| 33 A | Texas A&M | 5 3 | 18 H | Auburn | 5 4 | | | | | | | | |

Non-Div. I Games:

Tennessee

| Average RPI Win: | 125 | WON-LOST RECORD | WINNING PCT. RANK | LAST 10 GAMES | STRENGTH OF SCHEDULE | OPP. STRENGTH OF SCHEDULE | TEAM RPI | ADJ RPI | CONF. RPI | ADJ CONF. RPI | | | | | |
|-------------------|------------|-----------------|-------------------|----------------|----------------------|---------------------------|----------|-------------|--------------|---------------|---|-------|--------------------|-------|---|
| Average RPI Loss: | 87 | | | | | | | | | | | | | | |
| DIV. I ONLY | | 26-16-1 | .61628 | 66 | 6-4-0 | 53 | 58 | 42 | .56141 | 42 | 7 | 7 | | | |
| DIV. I NON-CONF. | | 17-11-0 | .60714 | 81 | 1-1-0 | 103 | 48 | 67 | .54191 | 67 | 7 | 7 | | | |
| <hr/> | | | | | | | | | | | | | | | |
| TOTALS | RPI 1-25 | RPI 26-50 | | W-L RECORDS | | RPI 51-100 | | RPI 101-150 | | RPI 150+ | | | | | |
| 26-16-1 | 5-4-1 | 1-1-0 | | OVERALL | | 4-2-0 | | 6-6-0 | | 10-3-0 | | | | | |
| 12-5-0 | 2-1-0 | 0-0-0 | | HOME | | 1-0-0 | | 2-4-0 | | 7-0-0 | | | | | |
| 11-5-1 | 2-0-1 | 0-0-0 | | AWAY | | 3-1-0 | | 3-1-0 | | 3-3-0 | | | | | |
| 3-6-0 | 1-3-0 | 1-1-0 | | NEUTRAL | | 0-1-0 | | 1-1-0 | | 0-0-0 | | | | | |
| 17-11-0 | 1-3-0 | 1-1-0 | | NON-CONFERENCE | | 2-1-0 | | 5-4-0 | | 8-2-0 | | | | | |
| 9-2-0 | 0-0-0 | 0-0-0 | | HOME | | 1-0-0 | | 1-2-0 | | 7-0-0 | | | | | |
| 5-3-0 | 0-0-0 | 0-0- | | AWAY | | 1-0-0 | | 3-1-0 | | 1-2-0 | | | | | |
| 3-6-0 | 1-3-0 | 1-1-0 | | NEUTRAL | | 0-1-0 | | 1-1-0 | | 0-0-0 | | | | | |
| 9-5-1 | 4-1-1 | 0-0-0 | | CONFERENCE | | 2-1-0 | | 1-2-0 | | 2-1-0 | | | | | |
| 3-3-0 | 2-1-0 | 0-0-0 | | HOME | | 0-0-0 | | 1-2-0 | | 0-0-0 | | | | | |
| 6-2-1 | 2-0-1 | 0-0-0 | | AWAY | | 2-1-0 | | 0-0-0 | | 2-1-0 | | | | | |
| 0-0-0 | 0-0-0 | 0-0-0 | | NEUTRAL | | 0-0-0 | | 0-0-0 | | 0-0-0 | | | | | |
| <hr/> | | | | | | | | | | | | | | | |
| RPI S | Opponent | Score | | RPI S | Opponent | Score | | RPI S | Opponent | Score | | RPI S | Opponent | Score | |
| 1 N | Oregon St. | 1 | 10 | 49 N | Utah | 4 | 3 | 53 N | Oklahoma St. | 0 | 1 | 102 H | Iowa | 6 | 7 |
| 1 N | Oregon St. | 2 | 5 | 49 N | Utah | 5 | 7 | 74 A | Minnesota | 3 | 5 | 102 H | Iowa | 8 | 6 |
| 13 N | Arizona | 1 | 0 | | | | | 74 A | Minnesota | 9 | 4 | 102 H | Iowa | 3 | 5 |
| 16 N | Arkansas | 5 | 15 | | | | | 74 A | Minnesota | 5 | 3 | 109 H | Western Caro. | 2 | 5 |
| 20 H | Maryland | 5 | 8 | | | | | 96 A | Kansas St. | 6 | 1 | 109 H | Western Caro. | 10 | 0 |
| 20 H | Maryland | 3 | 1 | | | | | 96 H | Kansas St. | 11 | 1 | 109 H | Western Caro. | 2 | 8 |
| 20 H | Maryland | 8 | 4 | | | | | | | | | 130 A | Cal Poly | 6 | 4 |
| 24 A | Indiana | 1 | 1 | | | | | | | | | 130 A | Cal Poly | 6 | 5 |
| 24 A | Indiana | 3 | 1 | | | | | | | | | 130 A | Cal Poly | 2 | 3 |
| 24 A | Indiana | 7 | 3 | | | | | | | | | 130 A | Cal Poly | 3 | 2 |
| | | | | | | | | | | | | 136 N | UC Riverside | 5 | 4 |
| | | | | | | | | | | | | 136 N | UC Riverside | 3 | 4 |
| | | | | | | | | | | | | 151 H | Col. of Charleston | 6 | 2 |
| | | | | | | | | | | | | 151 H | Col. of Charleston | 6 | 1 |
| | | | | | | | | | | | | 151 H | Col. of Charleston | 10 | 1 |
| | | | | | | | | | | | | 157 A | Ohio St. | 7 | 9 |
| | | | | | | | | | | | | 157 A | Ohio St. | 3 | 1 |
| | | | | | | | | | | | | 157 A | Ohio St. | 11 | 9 |
| | | | | | | | | | | | | 162 A | CSU Bakersfield | 6 | 8 |
| | | | | | | | | | | | | 174 A | Creighton | 2 | 5 |
| | | | | | | | | | | | | 174 H | Creighton | 14 | 6 |
| | | | | | | | | | | | | 261 H | Northern Colo. | 12 | 2 |
| | | | | | | | | | | | | 261 H | Northern Colo. | 8 | 2 |
| | | | | | | | | | | | | 277 A | Omaha | 3 | 1 |
| | | | | | | | | | | | | 277 H | Omaha | 13 | 2 |
| | | | | | | | | | | | | | | | |
| | | | | | | | | | | | | | | | |
| | | | | | | | | | | | | | | | |
| | | | | | | | | | | | | | | | |
| | | | | | | | | | | | | | | | |
| | | | | | | | | | | | | | | | |
| | | | | | | | | | | | | | | | |
| | | | | | | | | | | | | | | | |
| | | | | | | | | | | | | | | | |
| | | | | | | | | | | | | | | | |
| | | | | | | | | | | | | | | | |
| | | | | | | | | | | | | | | | |
| | | | | | | | | | | | | | | | |
| | | | | | | | | | | | | | | | |
| | | | | | | | | | | | | | | | |
| | | | | | | | | | | | | | | | |
| | | | | | | | | | | | | | | | |
| | | | | | | | | | | | | | | | |
| | | | | | | | | | | | | | | | |
| | | | | | | | | | | | | | | | |
| | | | | | | | | | | | | | | | |
| | | | | | | | | | | | | | | | |
| | | | | | | | | | | | | | | | |
| | | | | | | | | | | | | | | | |
| | | | | | | | | | | | | | | | |
| | | | | | | | | | | | | | | | |
| | | | | | | | | | | | | | | | |
| | | | | | | | | | | | | | | | |
| | | | | | | | | | | | | | | | |
| | | | | | | | | | | | | | | | |
| | | | | | | | | | | | | | | | |
| | | | | | | | | | | | | | | | |
| | | | | | | | | | | | | | | | |
| | | | | | | | | | | | | | | | |
| | | | | | | | | | | | | | | | |
| | | | | | | | | | | | | | | | |
| | | | | | | | | | | | | | | | |
| | | | | | | | | | | | | | | | |
| | | | | | | | | | | | | | | | |
| | | | | | | | | | | | | | | | |
| | | | | | | | | | | | | | | | |
| | | | | | | | | | | | | | | | |
| | | | | | | | | | | | | | | | |
| | | | | | | | | | | | | | | | |

| Average RPI Win: 158 | | WON-LOST | WINNING | LAST 10 | STRENGTH OF | OPP. STRENGTH | TEAM | ADJ | CONF. | ADJ CONF. | | | | |
|----------------------|---|-----------------|-----------|---------|----------------|---------------|------------------|-------|-------------|-----------|----------|---------------|-------|----|
| Average RPI Loss: 48 | | RECORD | PCT. RANK | GAMES | SCHEDULE | OF SCHEDULE | RPI | RPI | RPI | RPI | | | | |
| DIV. I ONLY | | 28-17-0 | .62222 | 62 | 8-2-0 | 75 | 69 | 43 | .56124 | 43 | 9 | 9 | | |
| DIV. I NON-CONF. | | 12-11-0 | .52174 | 131 | 2-1-0 | 47 | 13 | 63 | .54373 | 63 | 10 | 10 | | |
| <hr/> | | | | | | | | | | | | | | |
| TOTALS | | RPI 1-25 | RPI 26-50 | | W-L RECORDS | | RPI 51-100 | | RPI 101-150 | | RPI 150+ | | | |
| 28-17-0 | | 2-7-0 | 0-3-0 | | OVERALL | | 4-6-0 | | 5-0-0 | | 17-1-0 | | | |
| 14-4-0 | | 1-1-0 | 0-1-0 | | HOME | | 1-2-0 | | 1-0-0 | | 11-0-0 | | | |
| 11-11-0 | | 1-6-0 | 0-1-0 | | AWAY | | 3-3-0 | | 1-0-0 | | 6-1-0 | | | |
| 3-2-0 | | 0-0-0 | 0-1-0 | | NEUTRAL | | 0-1-0 | | 3-0-0 | | 0-0-0 | | | |
| <hr/> | | | | | | | | | | | | | | |
| 12-11-0 | | 2-7-0 | 0-3-0 | | NON-CONFERENCE | | 0-1-0 | | 4-0-0 | | 6-0-0 | | | |
| 7-2-0 | | 1-1-0 | 0-1-0 | | HOME | | 0-0-0 | | 1-0-0 | | 5-0-0 | | | |
| 3-7-0 | | 1-6-0 | 0-0- | | AWAY | | 0-0-0 | | 1-0-0 | | 1-0-0 | | | |
| 2-2-0 | | 0-0-0 | 0-1-0 | | NEUTRAL | | 0-1-0 | | 2-0-0 | | 0-0-0 | | | |
| <hr/> | | | | | | | | | | | | | | |
| 16-6-0 | | 0-0-0 | 0-0-0 | | CONFERENCE | | 4-5-0 | | 1-0-0 | | 11-1-0 | | | |
| 7-2-0 | | 0-0-0 | 0-0-0 | | HOME | | 1-2-0 | | 0-0-0 | | 6-0-0 | | | |
| 8-4-0 | | 0-0-0 | 0-0-0 | | AWAY | | 3-3-0 | | 0-0-0 | | 5-1-0 | | | |
| 1-0-0 | | 0-0-0 | 0-0-0 | | NEUTRAL | | 0-0-0 | | 1-0-0 | | 0-0-0 | | | |
| <hr/> | | | | | | | | | | | | | | |
| RPI | S | Opponent | Score | | RPI | S | Opponent | Score | | RPI | S | Opponent | Score | |
| 14 | A | Baylor | 2 | 3 | 38 | A | Southeastern La. | 9 | 12 | 57 | A | Louisiana | 1 | 11 |
| 14 | A | Baylor | 9 | 10 | 38 | H | Southeastern La. | 4 | 12 | 57 | A | Louisiana | 2 | 10 |
| 14 | A | Baylor | 7 | 9 | 38 | N | Southeastern La. | 3 | 4 | 57 | A | Louisiana | 6 | 0 |
| 17 | A | Mississippi St. | 0 | 2 | | | | | | 64 | H | Coastal Caro. | 4 | 3 |
| 17 | A | Mississippi St. | 6 | 8 | | | | | | 64 | H | Coastal Caro. | 3 | 4 |
| 17 | H | Mississippi St. | 5 | 2 | | | | | | 64 | H | Coastal Caro. | 9 | 11 |
| 18 | A | Auburn | 14 | 3 | | | | | | 70 | N | Seton Hall | 2 | 3 |
| 21 | A | Southern Miss. | 2 | 4 | | | | | | 85 | A | Ga. Southern | 5 | 0 |
| 21 | H | Southern Miss. | 7 | 13 | | | | | | 85 | A | Ga. Southern | 19 | 6 |
| | | | | | | | | | | 85 | A | Ga. Southern | 5 | 8 |
| | | | | | | | | | | | | | | |
| | | | | | | | | | | | | | | |
| | | | | | | | | | | | | | | |
| | | | | | | | | | | | | | | |
| | | | | | | | | | | | | | | |
| | | | | | | | | | | | | | | |
| | | | | | | | | | | | | | | |
| | | | | | | | | | | | | | | |
| | | | | | | | | | | | | | | |
| | | | | | | | | | | | | | | |
| | | | | | | | | | | | | | | |
| | | | | | | | | | | | | | | |
| | | | | | | | | | | | | | | |
| | | | | | | | | | | | | | | |
| | | | | | | | | | | | | | | |
| | | | | | | | | | | | | | | |
| | | | | | | | | | | | | | | |
| | | | | | | | | | | | | | | |
| | | | | | | | | | | | | | | |
| | | | | | | | | | | | | | | |
| | | | | | | | | | | | | | | |
| | | | | | | | | | | | | | | |
| | | | | | | | | | | | | | | |
| | | | | | | | | | | | | | | |
| | | | | | | | | | | | | | | |
| | | | | | | | | | | | | | | |
| | | | | | | | | | | | | | | |
| | | | | | | | | | | | | | | |
| | | | | | | | | | | | | | | |
| | | | | | | | | | | | | | | |
| | | | | | | | | | | | | | | |
| | | | | | | | | | | | | | | |
| | | | | | | | | | | | | | | |
| | | | | | | | | | | | | | | |
| | | | | | | | | | | | | | | |
| | | | | | | | | | | | | | | |
| | | | | | | | | | | | | | | |
| | | | | | | | | | | | | | | |
| | | | | | | | | | | | | | | |
| | | | | | | | | | | | | | | |
| | | | | | | | | | | | | | | |
| | | | | | | | | | | | | | | |
| | | | | | | | | | | | | | | |
| | | | | | | | | | | | | | | |
| | | | | | | | | | | | | | | |
| | | | | | | | | | | | | | | |
| | | | | | | | | | | | | | | |
| | | | | | | | | | | | | | | |
| | | | | | | | | | | | | | | |

Non-Div. I Games:

South Ala.

| Average RPI Win: 150 | | WON-LOST | WINNING | LAST 10 | STRENGTH OF | | OPP. STRENGTH | TEAM | ADJ | CONF. | ADJ CONF. |
|----------------------|-----------------|----------|---------------|--------------|----------------|-------|---------------|-------|-------------|-----------------|-----------|
| Average RPI Loss: 76 | | RECORD | PCT. RANK | GAMES | SCHEDULE | | OF SCHEDULE | RPI | RPI | RPI | RPI |
| DIV. I ONLY | | 30-14-0 | .68182 | 30 | 8-2-0 | | 81 | 97 | 44 | .56123 | 44 |
| DIV. I NON-CONF. | | 19-4-0 | .82609 | 11 | 2-0-0 | | 88 | 190 | 12 | .59686 | 12 |
| TOTALS | | RPI 1-25 | RPI 26-50 | | W-L RECORDS | | RPI 51-100 | | RPI 101-150 | | RPI 150+ |
| 30-14-0 | | 2-4-0 | 4-4-0 | | OVERALL | | 6-1-0 | | 5-3-0 | | 13-2-0 |
| 19-7-0 | | 1-4-0 | 1-0-0 | | HOME | | 1-0-0 | | 5-2-0 | | 11-1-0 |
| 11-7-0 | | 1-0-0 | 3-4-0 | | AWAY | | 5-1-0 | | 0-1-0 | | 2-1-0 |
| 0-0-0 | | 0-0-0 | 0-0-0 | | NEUTRAL | | 0-0-0 | | 0-0-0 | | 0-0-0 |
| 19-4-0 | | 2-1-0 | 1-1-0 | | NON-CONFERENCE | | 4-0-0 | | 4-1-0 | | 8-1-0 |
| 13-1-0 | | 1-1-0 | 1-0-0 | | HOME | | 1-0-0 | | 4-0-0 | | 6-0-0 |
| 6-3-0 | | 1-0-0 | 0-0- | | AWAY | | 3-0-0 | | 0-1-0 | | 2-1-0 |
| 0-0-0 | | 0-0-0 | 0-0-0 | | NEUTRAL | | 0-0-0 | | 0-0-0 | | 0-0-0 |
| 11-10-0 | | 0-3-0 | 3-3-0 | | CONFERENCE | | 2-1-0 | | 1-2-0 | | 5-1-0 |
| 6-6-0 | | 0-3-0 | 0-0-0 | | HOME | | 0-0-0 | | 1-2-0 | | 5-1-0 |
| 5-4-0 | | 0-0-0 | 3-3-0 | | AWAY | | 2-1-0 | | 0-0-0 | | 0-0-0 |
| 0-0-0 | | 0-0-0 | 0-0-0 | | NEUTRAL | | 0-0-0 | | 0-0-0 | | 0-0-0 |
| RPI S | Opponent | Score | RPI S | Opponent | Score | RPI S | Opponent | Score | RPI S | Opponent | Score |
| 16 H | Arkansas | 4 3 | 26 A | McNeese | 3 5 | 57 H | Louisiana | 6 5 | 115 H | UTSA | 6 0 |
| 16 H | Arkansas | 10 13 | 26 H | McNeese | 8 7 | 75 A | Rice | 6 0 | 115 H | UTSA | 4 8 |
| 17 A | Mississippi St. | 3 2 | 37 A | Old Dominion | 7 3 | 75 A | Rice | 6 4 | 115 H | UTSA | 3 6 |
| 21 H | Southern Miss. | 2 5 | 37 A | Old Dominion | 2 3 | 75 A | Rice | 2 3 | 141 A | SFA | 2 6 |
| 21 H | Southern Miss. | 9 13 | 37 A | Old Dominion | 7 3 | 100 A | UT Arlington | 7 3 | 141 H | SFA | 10 8 |
| 21 H | Southern Miss. | 5 8 | 47 A | Charlotte | 12 7 | 100 A | UT Arlington | 6 4 | 150 H | Wichita St. | 6 2 |
| | | | 47 A | Charlotte | 2 4 | 100 A | UT Arlington | 3 1 | 150 H | Wichita St. | 15 1 |
| | | | 47 A | Charlotte | 7 13 | | | | 150 H | Wichita St. | 12 10 |
| | | | | | | | | | 187 A | Arkansas St. | 5 6 |
| | | | | | | | | | 187 A | Arkansas St. | 19 3 |
| | | | | | | | | | 189 H | UAB | 9 14 |
| | | | | | | | | | 189 H | UAB | 10 2 |
| | | | | | | | | | 189 H | UAB | 7 4 |
| | | | | | | | | | 219 A | Little Rock | 10 6 |
| | | | | | | | | | 219 H | Little Rock | 4 2 |
| | | | | | | | | | 234 H | La.-Monroe | 12 3 |
| | | | | | | | | | 247 H | Western Ky. | 7 1 |
| | | | | | | | | | 247 H | Western Ky. | 5 1 |
| | | | | | | | | | 247 H | Western Ky. | 6 5 |
| | | | | | | | | | 282 H | Grambling | 15 1 |
| | | | | | | | | | 284 H | Ark.-Pine Bluff | 11 0 |
| | | | | | | | | | 284 H | Ark.-Pine Bluff | 13 3 |
| | | | | | | | | | 284 H | Ark.-Pine Bluff | 16 1 |
| | | | LAST 10 GAMES | | | | | | | | |
| | | | 247 H | Western Ky. | 5 1 | 189 H | UAB | 9 14 | | | |
| | | | 247 H | Western Ky. | 7 1 | 219 A | Little Rock | 10 6 | | | |
| | | | 247 H | Western Ky. | 6 5 | 26 H | McNeese | 8 7 | | | |
| | | | 189 H | UAB | 7 4 | 37 A | Old Dominion | 7 3 | | | |
| | | | 189 H | UAB | 10 2 | 37 A | Old Dominion | 2 3 | | | |

Non-Div. I Games:

Louisiana Tech

| Average RPI Win: 112 | | WON-LOST | WINNING | LAST 10 | STRENGTH OF | | OPP. STRENGTH | TEAM | ADJ | | CONF. | ADJ CONF. |
|----------------------|----------------|----------|-----------|---------------|----------------|-------|----------------|-------|-------------|---------------|----------|-----------|
| Average RPI Loss: 67 | | RECORD | PCT. RANK | GAMES | SCHEDULE | | OF SCHEDULE | RPI | RPI | | RPI | RPI |
| DIV. I ONLY | | 25-20-0 | .55556 | 103 | 6-4-0 | | 26 | 34 | 45 | | .55974 | 45 |
| DIV. I NON-CONF. | | 14-7-0 | .66667 | 44 | 2-0-0 | | 45 | 141 | 43 | | .5591 | 43 |
| TOTALS | | RPI 1-25 | RPI 26-50 | | W-L RECORDS | | RPI 51-100 | | RPI 101-150 | | RPI 150+ | |
| 25-20-0 | | 3-7-0 | 3-3-0 | | OVERALL | | 4-6-0 | | 9-3-0 | | 6-1-0 | |
| 15-9-0 | | 1-2-0 | 2-3-0 | | HOME | | 2-1-0 | | 6-2-0 | | 4-1-0 | |
| 10-10-0 | | 2-4-0 | 1-0-0 | | AWAY | | 2-5-0 | | 3-1-0 | | 2-0-0 | |
| 0-1-0 | | 0-1-0 | 0-0-0 | | NEUTRAL | | 0-0-0 | | 0-0-0 | | 0-0-0 | |
| 14-7-0 | | 0-1-0 | 1-2-0 | | NON-CONFERENCE | | 1-0-0 | | 6-3-0 | | 6-1-0 | |
| 7-5-0 | | 0-0-0 | 0-2-0 | | HOME | | 0-0-0 | | 3-2-0 | | 4-1-0 | |
| 7-1-0 | | 0-0-0 | 1-0- | | AWAY | | 1-0-0 | | 3-1-0 | | 2-0-0 | |
| 0-1-0 | | 0-1-0 | 0-0-0 | | NEUTRAL | | 0-0-0 | | 0-0-0 | | 0-0-0 | |
| 11-13-0 | | 3-6-0 | 2-1-0 | | CONFERENCE | | 3-6-0 | | 3-0-0 | | 0-0-0 | |
| 8-4-0 | | 1-2-0 | 2-1-0 | | HOME | | 2-1-0 | | 3-0-0 | | 0-0-0 | |
| 3-9-0 | | 2-4-0 | 0-0-0 | | AWAY | | 1-5-0 | | 0-0-0 | | 0-0-0 | |
| 0-0-0 | | 0-0-0 | 0-0-0 | | NEUTRAL | | 0-0-0 | | 0-0-0 | | 0-0-0 | |
| RPI S | Opponent | Score | RPI S | Opponent | Score | RPI S | Opponent | Score | RPI S | Opponent | Score | |
| 2 A | North Carolina | 1 7 | 28 H | Florida St. | 4 3 | 69 H | Miami (FL) | 5 2 | 109 H | Western Caro. | 8 9 | |
| 2 A | North Carolina | 2 7 | 28 H | Florida St. | 7 16 | 69 H | Miami (FL) | 5 7 | 122 A | UNCG | 8 2 | |
| 2 A | North Carolina | 4 2 | 28 H | Florida St. | 8 4 | 69 H | Miami (FL) | 5 3 | 122 H | UNCG | 10 1 | |
| 7 H | Louisville | 3 1 | 47 A | Charlotte | 15 10 | 86 A | East Carolina | 6 0 | 133 H | Virginia Tech | 14 2 | |
| 7 H | Louisville | 1 8 | 47 H | Charlotte | 5 6 | 92 A | Notre Dame | 9 2 | 133 H | Virginia Tech | 8 6 | |
| 7 H | Louisville | 6 7 | 48 H | Rhode Island | 2 5 | 92 A | Notre Dame | 1 4 | 133 H | Virginia Tech | 5 2 | |
| 8 A | Wake Forest | 4 6 | | | | 92 A | Notre Dame | 1 2 | 138 A | Hawaii | 8 1 | |
| 8 A | Wake Forest | 8 5 | | | | 98 A | Boston College | 1 2 | 138 A | Hawaii | 4 0 | |
| 8 A | Wake Forest | 5 6 | | | | 98 A | Boston College | 0 1 | 138 A | Hawaii | 3 8 | |
| 20 N | Maryland | 2 9 | | | | 98 A | Boston College | 3 8 | 145 H | Austin Peay | 9 3 | |
| | | | | | | | | | 145 H | Austin Peay | 6 3 | |
| | | | | | | | | | 145 H | Austin Peay | 3 7 | |
| | | | | | | | | | 169 H | UMass Lowell | 8 0 | |
| | | | | | | | | | 173 A | Elon | 6 2 | |
| | | | | | | | | | 176 A | UNCW | 8 5 | |
| | | | | | | | | | 184 H | UNC Asheville | 13 1 | |
| | | | | | | | | | 196 H | George Mason | 7 3 | |
| | | | | | | | | | 230 H | Campbell | 8 9 | |
| | | | | | | | | | 262 H | N.C. Central | 13 0 | |
| LAST 10 GAMES | | | | | | | | | | | | |
| | | | 133 H | Virginia Tech | 14 2 | 98 A | Boston College | 0 1 | | | | |
| | | | 133 H | Virginia Tech | 8 6 | 98 A | Boston College | 1 2 | | | | |
| | | | 133 H | Virginia Tech | 5 2 | 98 A | Boston College | 3 8 | | | | |
| | | | 86 A | East Carolina | 6 0 | 2 A | North Carolina | 4 2 | | | | |
| | | | 262 H | N.C. Central | 13 0 | 2 A | North Carolina | 1 7 | | | | |

Non-Div. I Games:

North Carolina St.

| Average RPI Win: 127 | | WON-LOST RECORD | | WINNING PCT. RANK | | LAST 10 GAMES | | STRENGTH OF SCHEDULE | | OPP. STRENGTH OF SCHEDULE | | TEAM RPI | | ADJ RPI | | CONF. RPI | | ADJ CONF. RPI | | | | | |
|----------------------|---|-----------------|--|-------------------|---|----------------|---|----------------------|--|---------------------------|---|----------|---|---------------|--|-----------|----|---------------|---|-------------------|--|----|----|
| DIV. I ONLY | | 24-18-0 | | .57143 93 | | 1-0-0 | | 88 | | 51 | | 46 | | .55855 46 | | 5 | | 5 | | | | | |
| DIV. I NON-CONF. | | 15-12-0 | | .55556 111 | | 1-0-0 | | 122 | | 82 | | 61 | | .54678 61 | | 5 | | 5 | | | | | |
| TOTALS | | RPI 1-25 | | RPI 26-50 | | W-L RECORDS | | RPI 51-100 | | RPI 101-150 | | RPI 150+ | | | | | | | | | | | |
| 24-18-0 | | 1-2-0 | | 1-3-0 | | OVERALL | | 11-7-0 | | 0-2-0 | | 11-4-0 | | | | | | | | | | | |
| 7-2-0 | | 0-0-0 | | 0-0-0 | | HOME | | 5-1-0 | | 0-1-0 | | 2-0-0 | | | | | | | | | | | |
| 13-14-0 | | 1-2-0 | | 1-3-0 | | AWAY | | 6-6-0 | | 0-1-0 | | 5-2-0 | | | | | | | | | | | |
| 4-2-0 | | 0-0-0 | | 0-0-0 | | NEUTRAL | | 0-0-0 | | 0-0-0 | | 4-2-0 | | | | | | | | | | | |
| 15-12-0 | | 1-2-0 | | 0-1-0 | | NON-CONFERENCE | | 3-3-0 | | 0-2-0 | | 11-4-0 | | | | | | | | | | | |
| 2-1-0 | | 0-0-0 | | 0-0-0 | | HOME | | 0-0-0 | | 0-1-0 | | 2-0-0 | | | | | | | | | | | |
| 9-9-0 | | 1-2-0 | | 0-0- | | AWAY | | 3-3-0 | | 0-1-0 | | 5-2-0 | | | | | | | | | | | |
| 4-2-0 | | 0-0-0 | | 0-0-0 | | NEUTRAL | | 0-0-0 | | 0-0-0 | | 4-2-0 | | | | | | | | | | | |
| 9-6-0 | | 0-0-0 | | 1-2-0 | | CONFERENCE | | 8-4-0 | | 0-0-0 | | 0-0-0 | | | | | | | | | | | |
| 5-1-0 | | 0-0-0 | | 0-0-0 | | HOME | | 5-1-0 | | 0-0-0 | | 0-0-0 | | | | | | | | | | | |
| 4-5-0 | | 0-0-0 | | 1-2-0 | | AWAY | | 3-3-0 | | 0-0-0 | | 0-0-0 | | | | | | | | | | | |
| 0-0-0 | | 0-0-0 | | 0-0-0 | | NEUTRAL | | 0-0-0 | | 0-0-0 | | 0-0-0 | | | | | | | | | | | |
| RPI | S | Opponent | | Score | | RPI | S | Opponent | | Score | | RPI | S | Opponent | | Score | | | | | | | |
| 22 | A | Texas | | 1 | 4 | 34 | A | UCF | | 1 | 8 | 58 | A | BYU | | 8 | 7 | 127 | A | Bryant | | 3 | 9 |
| 22 | A | Texas | | 3 | 9 | 34 | A | UCF | | 6 | 5 | 58 | A | BYU | | 6 | 7 | 147 | H | Hartford | | 4 | 6 |
| 22 | A | Texas | | 2 | 1 | 34 | A | UCF | | 2 | 8 | 58 | A | BYU | | 9 | 10 | 160 | A | UC Davis | | 7 | 8 |
| | | | | | | 48 | A | Rhode Island | | 2 | 7 | 70 | A | Seton Hall | | 2 | 1 | 160 | A | UC Davis | | 9 | 6 |
| | | | | | | | | | | | | 70 | A | Seton Hall | | 2 | 3 | 160 | A | UC Davis | | 7 | 4 |
| | | | | | | | | | | | | 70 | A | Seton Hall | | 4 | 0 | 163 | A | Central Conn. St. | | 7 | 5 |
| | | | | | | | | | | | | 82 | A | Tulane | | 1 | 3 | 168 | A | Fairfield | | 6 | 1 |
| | | | | | | | | | | | | 82 | A | Tulane | | 3 | 8 | 169 | N | UMass Lowell | | 8 | 11 |
| | | | | | | | | | | | | 82 | A | Tulane | | 5 | 6 | 169 | N | UMass Lowell | | 7 | 3 |
| | | | | | | | | | | | | 86 | A | East Carolina | | 3 | 2 | 169 | N | UMass Lowell | | 5 | 3 |
| | | | | | | | | | | | | 86 | A | East Carolina | | 3 | 2 | 169 | N | UMass Lowell | | 7 | 1 |
| | | | | | | | | | | | | 86 | A | East Carolina | | 5 | 1 | 199 | A | Stetson | | 9 | 3 |
| | | | | | | | | | | | | 89 | H | Memphis | | 10 | 7 | 204 | N | Western Mich. | | 3 | 4 |
| | | | | | | | | | | | | 89 | H | Memphis | | 6 | 2 | 218 | N | Saint Joseph's | | 11 | 0 |
| | | | | | | | | | | | | 89 | H | Memphis | | 4 | 0 | 243 | H | Quinnipiac | | 4 | 3 |
| | | | | | | | | | | | | 91 | H | Cincinnati | | 3 | 2 | 257 | A | Santa Clara | | 5 | 9 |
| | | | | | | | | | | | | 91 | H | Cincinnati | | 4 | 5 | 264 | H | Massachusetts | | 11 | 3 |
| | | | | | | | | | | | | 91 | H | Cincinnati | | 6 | 4 | | | | | | |
| | | | | | | LAST 10 GAMES | | | | | | | | | | | | | | | | | |
| | | | | | | 243 | H | Quinnipiac | | 4 | 3 | 34 | A | UCF | | 2 | 8 | | | | | | |
| | | | | | | 91 | H | Cincinnati | | 3 | 2 | 34 | A | UCF | | 6 | 5 | | | | | | |
| | | | | | | 91 | H | Cincinnati | | 6 | 4 | 34 | A | UCF | | 1 | 8 | | | | | | |
| | | | | | | 91 | H | Cincinnati | | 4 | 5 | 264 | H | Massachusetts | | 11 | 3 | | | | | | |
| | | | | | | 48 | A | Rhode Island | | 2 | 7 | 82 | A | Tulane | | 5 | 6 | | | | | | |

Non-Div. I Games:

UConn

| Average RPI Win: | 128 | WON-LOST RECORD | WINNING PCT. RANK | LAST 10 GAMES | STRENGTH OF SCHEDULE | OPP. STRENGTH OF SCHEDULE | TEAM RPI | ADJ RPI | CONF. RPI | ADJ CONF. RPI | | |
|------------------|---------------|-----------------|-------------------|----------------|----------------------|---------------------------|----------|-------------|---------------|---------------|----|---|
| DIV. I ONLY | | 27-17-0 | .61364 | 68 | 9-1-0 | 42 | 71 | 47 | .55831 | 47 | 6 | 6 |
| DIV. I NON-CONF. | | 13-10-0 | .56522 | 106 | 2-0-0 | 43 | 53 | 88 | .53281 | 88 | 6 | 6 |
| <hr/> | | | | | | | | | | | | |
| TOTALS | RPI 1-25 | RPI 26-50 | | W-L RECORDS | | RPI 51-100 | | RPI 101-150 | | RPI 150+ | | |
| 27-17-0 | 3-2-0 | 4-5-0 | | OVERALL | | 6-7-0 | | 4-0-0 | | 10-3-0 | | |
| 16-9-0 | 2-2-0 | 2-2-0 | | HOME | | 3-4-0 | | 4-0-0 | | 5-1-0 | | |
| 11-8-0 | 1-0-0 | 2-3-0 | | AWAY | | 3-3-0 | | 0-0-0 | | 5-2-0 | | |
| 0-0-0 | 0-0-0 | 0-0-0 | | NEUTRAL | | 0-0-0 | | 0-0-0 | | 0-0-0 | | |
| <hr/> | | | | | | | | | | | | |
| 13-10-0 | 3-2-0 | 1-2-0 | | NON-CONFERENCE | | 3-4-0 | | 1-0-0 | | 5-2-0 | | |
| 10-6-0 | 2-2-0 | 0-1-0 | | HOME | | 2-2-0 | | 1-0-0 | | 5-1-0 | | |
| 3-4-0 | 1-0-0 | 1-0- | | AWAY | | 1-2-0 | | 0-0-0 | | 0-1-0 | | |
| 0-0-0 | 0-0-0 | 0-0-0 | | NEUTRAL | | 0-0-0 | | 0-0-0 | | 0-0-0 | | |
| <hr/> | | | | | | | | | | | | |
| 14-7-0 | 0-0-0 | 3-3-0 | | CONFERENCE | | 3-3-0 | | 3-0-0 | | 5-1-0 | | |
| 6-3-0 | 0-0-0 | 2-1-0 | | HOME | | 1-2-0 | | 3-0-0 | | 0-0-0 | | |
| 8-4-0 | 0-0-0 | 1-2-0 | | AWAY | | 2-1-0 | | 0-0-0 | | 5-1-0 | | |
| 0-0-0 | 0-0-0 | 0-0-0 | | NEUTRAL | | 0-0-0 | | 0-0-0 | | 0-0-0 | | |
| <hr/> | | | | | | | | | | | | |
| RPI S | Opponent | Score | | RPI S | Opponent | Score | | RPI S | Opponent | Score | | |
| 8 A | Wake Forest | 6 | 1 | 31 A | South Carolina | 4 | 5 | 62 H | Fla. Atlantic | 4 | 7 | |
| 8 H | Wake Forest | 4 | 13 | 37 A | Old Dominion | 3 | 1 | 62 H | Fla. Atlantic | 10 | 13 | |
| 11 H | West Virginia | 13 | 2 | 37 A | Old Dominion | 0 | 3 | 62 H | Fla. Atlantic | 11 | 5 | |
| 11 H | West Virginia | 6 | 3 | 37 A | Old Dominion | 0 | 2 | 80 A | FIU | 4 | 0 | |
| 11 H | West Virginia | 3 | 6 | 44 H | Louisiana Tech | 7 | 12 | 80 A | FIU | 8 | 7 | |
| | | | | 44 H | Louisiana Tech | 13 | 7 | 80 A | FIU | 4 | 5 | |
| | | | | 44 H | Louisiana Tech | 4 | 2 | 84 H | Winthrop | 2 | 3 | |
| | | | | 45 A | North Carolina St. | 6 | 5 | 86 A | East Carolina | 0 | 3 | |
| | | | | 45 H | North Carolina St. | 10 | 15 | 86 A | East Carolina | 7 | 10 | |
| | | | | | | | | 86 A | East Carolina | 2 | 0 | |
| | | | | | | | | 99 H | Xavier | 6 | 7 | |
| | | | | | | | | 99 H | Xavier | 7 | 1 | |
| | | | | | | | | 99 H | Xavier | 2 | 1 | |
| | | | | | | | | | | | | |
| | | | | | | | | | | | | |
| | | | | | | | | | | | | |
| | | | | | | | | | | | | |
| | | | | | | | | | | | | |
| | | | | | | | | | | | | |
| | | | | | | | | | | | | |
| | | | | | | | | | | | | |
| | | | | | | | | | | | | |
| | | | | | | | | | | | | |
| | | | | | | | | | | | | |
| | | | | | | | | | | | | |
| | | | | | | | | | | | | |
| | | | | | | | | | | | | |
| | | | | | | | | | | | | |
| | | | | | | | | | | | | |
| | | | | | | | | | | | | |
| | | | | | | | | | | | | |
| | | | | | | | | | | | | |
| | | | | | | | | | | | | |
| | | | | | | | | | | | | |
| | | | | | | | | | | | | |
| | | | | | | | | | | | | |
| | | | | | | | | | | | | |
| | | | | | | | | | | | | |
| | | | | | | | | | | | | |
| | | | | | | | | | | | | |
| | | | | | | | | | | | | |
| | | | | | | | | | | | | |
| | | | | | | | | | | | | |
| | | | | | | | | | | | | |
| | | | | | | | | | | | | |
| | | | | | | | | | | | | |
| | | | | | | | | | | | | |
| | | | | | | | | | | | | |
| | | | | | | | | | | | | |
| | | | | | | | | | | | | |
| | | | | | | | | | | | | |
| | | | | | | | | | | | | |
| | | | | | | | | | | | | |
| | | | | | | | | | | | | |
| | | | | | | | | | | | | |
| | | | | | | | | | | | | |
| | | | | | | | | | | | | |
| | | | | | | | | | | | | |
| | | | | | | | | | | | | |
| | | | | | | | | | | | | |
| | | | | | | | | | | | | |
| | | | | | | | | | | | | |
| | | | | | | | | | | | | |
| | | | | | | | | | | | | |
| | | | | | | | | | | | | |
| | | | | | | | | | | | | |
| | | | | | | | | | | | | |
| | | | | | | | | | | | | |
| | | | | | | | | | | | | |
| | | | | | | | | | | | | |
| | | | | | | | | | | | | |
| | | | | | | | | | | | | |
| | | | | | | | | | | | | |
| | | | | | | | | | | | | |
| | | | | | | | | | | | | |

Non-Div. I Games:

Charlotte

| Average RPI Win: | | 174 | WON-LOST RECORD | | WINNING PCT. RANK | | LAST 10 GAMES | | STRENGTH OF SCHEDULE | | OPP. STRENGTH OF SCHEDULE | | TEAM RPI | | ADJ RPI | | CONF. RPI | | ADJ CONF. RPI | |
|------------------|---|--------------|-----------------|-----------|-------------------|----------------|---------------|--------------------|----------------------|-------------|---------------------------|----------|----------|-------------------------|-----------|-------|-----------|--|---------------|--|
| DIV. I ONLY | | | 25-16-0 | | .60976 72 | | 8-2-0 | | 90 | | 180 | | 48 | | .55734 48 | | 23 | | 23 | |
| DIV. I NON-CONF. | | | 12-12-0 | | .5 145 | | 2-0-0 | | 62 | | 106 | | 72 | | .53791 72 | | 24 | | 24 | |
| TOTALS | | RPI 1-25 | | RPI 26-50 | | W-L RECORDS | | RPI 51-100 | | RPI 101-150 | | RPI 150+ | | | | | | | | |
| 25-16-0 | | 1-3-0 | | 2-1-0 | | OVERALL | | 0-1-0 | | 4-8-0 | | 18-3-0 | | | | | | | | |
| 9-1-0 | | 0-0-0 | | 1-0-0 | | HOME | | 0-0-0 | | 0-0-0 | | 8-1-0 | | | | | | | | |
| 14-12-0 | | 1-2-0 | | 1-1-0 | | AWAY | | 0-0-0 | | 4-7-0 | | 8-2-0 | | | | | | | | |
| 2-3-0 | | 0-1-0 | | 0-0-0 | | NEUTRAL | | 0-1-0 | | 0-1-0 | | 2-0-0 | | | | | | | | |
| 12-12-0 | | 1-3-0 | | 2-1-0 | | NON-CONFERENCE | | 0-1-0 | | 3-6-0 | | 6-1-0 | | | | | | | | |
| 4-1-0 | | 0-0-0 | | 1-0-0 | | HOME | | 0-0-0 | | 0-0-0 | | 3-1-0 | | | | | | | | |
| 6-8-0 | | 1-2-0 | | 1-0- | | AWAY | | 0-0-0 | | 3-5-0 | | 1-0-0 | | | | | | | | |
| 2-3-0 | | 0-1-0 | | 0-0-0 | | NEUTRAL | | 0-1-0 | | 0-1-0 | | 2-0-0 | | | | | | | | |
| 13-4-0 | | 0-0-0 | | 0-0-0 | | CONFERENCE | | 0-0-0 | | 1-2-0 | | 12-2-0 | | | | | | | | |
| 5-0-0 | | 0-0-0 | | 0-0-0 | | HOME | | 0-0-0 | | 0-0-0 | | 5-0-0 | | | | | | | | |
| 8-4-0 | | 0-0-0 | | 0-0-0 | | AWAY | | 0-0-0 | | 1-2-0 | | 7-2-0 | | | | | | | | |
| 0-0-0 | | 0-0-0 | | 0-0-0 | | NEUTRAL | | 0-0-0 | | 0-0-0 | | 0-0-0 | | | | | | | | |
| RPI | S | Opponent | | Score | | RPI | S | Opponent | | Score | | RPI | S | Opponent | | Score | | | | |
| 16 | A | Arkansas | | 2 | 5 | 26 | A | McNeese | | 4 | 5 | 92 | N | Notre Dame | | 4 | 8 | | | |
| 16 | A | Arkansas | | 3 | 0 | 45 | A | North Carolina St. | | 5 | 2 | | | 111 A William & Mary | | 3 | 7 | | | |
| 16 | A | Arkansas | | 2 | 3 | 46 | H | UConn | | 7 | 2 | | | 111 A William & Mary | | 2 | 11 | | | |
| 19 | N | Missouri St. | | 1 | 12 | | | | | | | | | 111 N William & Mary | | 1 | 2 | | | |
| | | | | | | | | | | | | | | 127 A Bryant | | 2 | 3 | | | |
| | | | | | | | | | | | | | | 135 A Houston Baptist | | 5 | 4 | | | |
| | | | | | | | | | | | | | | 135 A Houston Baptist | | 2 | 10 | | | |
| | | | | | | | | | | | | | | 135 A Houston Baptist | | 2 | 3 | | | |
| | | | | | | | | | | | | | | 135 A Houston Baptist | | 6 | 5 | | | |
| | | | | | | | | | | | | | | 144 A St. Bonaventure | | 5 | 7 | | | |
| | | | | | | | | | | | | | | 144 A St. Bonaventure | | 8 | 4 | | | |
| | | | | | | | | | | | | | | 144 A St. Bonaventure | | 2 | 5 | | | |
| | | | | | | | | | | | | | | 147 A Hartford | | 14 | 13 | | | |
| | | | | | | | | | | | | | | 152 H Saint Louis | | 6 | 4 | | | |
| | | | | | | | | | | | | | | 152 H Saint Louis | | 6 | 0 | | | |
| | | | | | | | | | | | | | | 172 A Davidson | | 9 | 1 | | | |
| | | | | | | | | | | | | | | 172 A Davidson | | 7 | 6 | | | |
| | | | | | | | | | | | | | | 172 A Davidson | | 5 | 2 | | | |
| | | | | | | | | | | | | | | 177 A Northeastern | | 7 | 3 | | | |
| | | | | | | | | | | | | | | 192 N Stony Brook | | 6 | 3 | | | |
| | | | | | | | | | | | | | | 193 A George Washington | | 5 | 15 | | | |
| | | | | | | | | | | | | | | 193 A George Washington | | 5 | 3 | | | |
| | | | | | | | | | | | | | | 193 A George Washington | | 7 | 2 | | | |
| | | | | | | | | | | | | | | 203 N Monmouth | | 5 | 4 | | | |
| | | | | | | | | | | | | | | 214 H Brown | | 5 | 2 | | | |
| | | | | | | | | | | | | | | 216 H Holy Cross | | 3 | 7 | | | |
| | | | | | | | | | | | | | | 226 H Fordham | | 7 | 3 | | | |
| | | | | | | | | | | | | | | 226 H Fordham | | 5 | 3 | | | |

Non-Div. I Games:

Rhode Island

| RPI | S | Opponent | Score | |
|-----|---|--------------|-------|---|
| 226 | H | Fordham | 7 | 2 |
| 243 | H | Quinnipiac | 15 | 5 |
| 258 | H | Sacred Heart | 6 | 4 |
| 260 | A | Richmond | 5 | 1 |
| 260 | A | Richmond | 6 | 7 |
| 260 | A | Richmond | 16 | 5 |

Rhode Island

R
h
o
d
e
I
s
l
a
n
d

R
h
o
d
e
I
s
l
a
n
d

| Average RPI Win: | | 97 | WON-LOST RECORD | | WINNING PCT. RANK | | LAST 10 GAMES | | STRENGTH OF SCHEDULE | | OPP. STRENGTH OF SCHEDULE | | TEAM RPI | | ADJ RPI | | CONF. RPI | | ADJ CONF. RPI | | | | | | |
|-------------------|---|------------|-----------------|-----------|-------------------|----------------|---------------|------------|----------------------|-------------|---------------------------|----------|----------|------------|-----------|-------|-----------|-----|---------------|-----------------|----|----|--|--|--|
| Average RPI Loss: | | 80 | | | | | | | | | | | | | | | | | | | | | | | |
| DIV. I ONLY | | | 19-19-0 | | .5 144 | | 7-3-0 | | 21 | | 50 | | 49 | | .55615 49 | | 4 | | 4 | | | | | | |
| DIV. I NON-CONF. | | | 10-7-0 | | .58824 95 | | 1-0-0 | | 118 | | 149 | | 77 | | .53652 77 | | 3 | | 3 | | | | | | |
| TOTALS | | RPI 1-25 | | RPI 26-50 | | W-L RECORDS | | RPI 51-100 | | RPI 101-150 | | RPI 150+ | | | | | | | | | | | | | |
| 19-19-0 | | 4-5-0 | | 1-1-0 | | OVERALL | | 4-6-0 | | 5-4-0 | | 5-3-0 | | | | | | | | | | | | | |
| 7-7-0 | | 0-0-0 | | 0-0-0 | | HOME | | 4-3-0 | | 3-3-0 | | 0-1-0 | | | | | | | | | | | | | |
| 9-11-0 | | 4-5-0 | | 0-0-0 | | AWAY | | 0-3-0 | | 2-1-0 | | 3-2-0 | | | | | | | | | | | | | |
| 3-1-0 | | 0-0-0 | | 1-1-0 | | NEUTRAL | | 0-0-0 | | 0-0-0 | | 2-0-0 | | | | | | | | | | | | | |
| 10-7-0 | | 0-0-0 | | 1-1-0 | | NON-CONFERENCE | | 0-1-0 | | 4-2-0 | | 5-3-0 | | | | | | | | | | | | | |
| 2-3-0 | | 0-0-0 | | 0-0-0 | | HOME | | 0-1-0 | | 2-1-0 | | 0-1-0 | | | | | | | | | | | | | |
| 5-3-0 | | 0-0-0 | | 0-0- | | AWAY | | 0-0-0 | | 2-1-0 | | 3-2-0 | | | | | | | | | | | | | |
| 3-1-0 | | 0-0-0 | | 1-1-0 | | NEUTRAL | | 0-0-0 | | 0-0-0 | | 2-0-0 | | | | | | | | | | | | | |
| 9-12-0 | | 4-5-0 | | 0-0-0 | | CONFERENCE | | 4-5-0 | | 1-2-0 | | 0-0-0 | | | | | | | | | | | | | |
| 5-4-0 | | 0-0-0 | | 0-0-0 | | HOME | | 4-2-0 | | 1-2-0 | | 0-0-0 | | | | | | | | | | | | | |
| 4-8-0 | | 4-5-0 | | 0-0-0 | | AWAY | | 0-3-0 | | 0-0-0 | | 0-0-0 | | | | | | | | | | | | | |
| 0-0-0 | | 0-0-0 | | 0-0-0 | | NEUTRAL | | 0-0-0 | | 0-0-0 | | 0-0-0 | | | | | | | | | | | | | |
| RPI | S | Opponent | | Score | | RPI | S | Opponent | | Score | | RPI | S | Opponent | | Score | | | | | | | | | |
| 1 | A | Oregon St. | | 4 | 5 | 42 | N | Nebraska | | 3 | 4 | 52 | A | Washington | | 1 | 3 | 112 | H | Washington St. | 1 | 10 | | | |
| 1 | A | Oregon St. | | 1 | 5 | 42 | N | Nebraska | | 7 | 5 | 52 | A | Washington | | 3 | 4 | 112 | H | Washington St. | 2 | 1 | | | |
| 1 | A | Oregon St. | | 4 | 5 | | | | | | | 52 | A | Washington | | 1 | 4 | 112 | H | Washington St. | 4 | 5 | | | |
| 12 | A | Stanford | | 1 | 5 | | | | | | | 58 | H | BYU | | 6 | 11 | 115 | A | UTSA | 7 | 1 | | | |
| 12 | A | Stanford | | 4 | 6 | | | | | | | 61 | H | Oregon | | 13 | 1 | 115 | A | UTSA | 3 | 8 | | | |
| 12 | A | Stanford | | 4 | 0 | | | | | | | 61 | H | Oregon | | 11 | 5 | 115 | A | UTSA | 17 | 3 | | | |
| 13 | A | Arizona | | 12 | 5 | | | | | | | 61 | H | Oregon | | 1 | 11 | 124 | H | New Mexico St. | 5 | 1 | | | |
| 13 | A | Arizona | | 4 | 2 | | | | | | | 73 | H | California | | 16 | 8 | 124 | H | New Mexico St. | 0 | 3 | | | |
| 13 | A | Arizona | | 7 | 3 | | | | | | | 73 | H | California | | 9 | 3 | 124 | H | New Mexico St. | 5 | 1 | | | |
| | | | | | | | | | | | | 73 | H | California | | 7 | 8 | 157 | N | Ohio St. | 12 | 0 | | | |
| | | | | | | | | | | | | | | | | | | 157 | N | Ohio St. | 6 | 4 | | | |
| | | | | | | | | | | | | | | | | | | 162 | A | CSU Bakersfield | 7 | 5 | | | |
| | | | | | | | | | | | | | | | | | | 162 | A | CSU Bakersfield | 5 | 6 | | | |
| | | | | | | | | | | | | | | | | | | 162 | A | CSU Bakersfield | 15 | 3 | | | |
| | | | | | | | | | | | | | | | | | | 227 | A | Nevada | 4 | 9 | | | |
| | | | | | | | | | | | | | | | | | | 255 | A | Utah Valley | 23 | 5 | | | |
| | | | | | | | | | | | | | | | | | | 255 | H | Utah Valley | 7 | 9 | | | |
| LAST 10 GAMES | | | | | | | | | | | | | | | | | | | | | | | | | |
| | | | | 112 | H | Washington St. | 4 | 5 | 13 | A | Arizona | 7 | 3 | | | | | | | | | | | | |
| | | | | 112 | H | Washington St. | 1 | 10 | 13 | A | Arizona | 12 | 5 | | | | | | | | | | | | |
| | | | | 112 | H | Washington St. | 2 | 1 | 73 | H | California | 7 | 8 | | | | | | | | | | | | |
| | | | | 255 | A | Utah Valley | 23 | 5 | 73 | H | California | 16 | 8 | | | | | | | | | | | | |
| | | | | 13 | A | Arizona | 4 | 2 | 73 | H | California | 9 | 3 | | | | | | | | | | | | |

Non-Div. I Games:

Utah

| Average RPI Win: | 169 | WON-LOST RECORD | WINNING PCT. RANK | LAST 10 GAMES | STRENGTH OF SCHEDULE | OPP. STRENGTH OF SCHEDULE | TEAM RPI | ADJ RPI | CONF. RPI | ADJ CONF. RPI | | |
|------------------|----------|-----------------|-------------------|----------------|----------------------|---------------------------|----------|--------------------|-----------|---------------|-------|----|
| DIV. I ONLY | | 36-11-0 | .76596 | 7 | 5-5-0 | 200 | 93 | 50 | .55459 | 50 | 11 | 11 |
| DIV. I NON-CONF. | | 21-8-0 | .72414 | 29 | 0-3-0 | 242 | 47 | 69 | .53901 | 69 | 14 | 14 |
| <hr/> | | | | | | | | | | | | |
| TOTALS | RPI 1-25 | RPI 26-50 | | W-L RECORDS | | RPI 51-100 | | RPI 101-150 | | RPI 150+ | | |
| 36-11-0 | 0-0-0 | 0-0-0 | | OVERALL | | 5-6-0 | | 15-3-0 | | 16-2-0 | | |
| 18-6-0 | 0-0-0 | 0-0-0 | | HOME | | 2-2-0 | | 8-2-0 | | 8-2-0 | | |
| 18-5-0 | 0-0-0 | 0-0-0 | | AWAY | | 3-3-0 | | 7-1-0 | | 8-0-0 | | |
| 0-0-0 | 0-0-0 | 0-0-0 | | NEUTRAL | | 0-0-0 | | 0-0-0 | | 0-0-0 | | |
| 21-8-0 | 0-0-0 | 0-0-0 | | NON-CONFERENCE | | 5-6-0 | | 8-1-0 | | 8-1-0 | | |
| 12-3-0 | 0-0-0 | 0-0-0 | | HOME | | 2-2-0 | | 4-0-0 | | 6-1-0 | | |
| 9-5-0 | 0-0-0 | 0-0- | | AWAY | | 3-4-0 | | 4-1-0 | | 2-0-0 | | |
| 0-0-0 | 0-0-0 | 0-0-0 | | NEUTRAL | | 0-0-0 | | 0-0-0 | | 0-0-0 | | |
| 15-3-0 | 0-0-0 | 0-0-0 | | CONFERENCE | | 0-0-0 | | 7-2-0 | | 8-1-0 | | |
| 6-3-0 | 0-0-0 | 0-0-0 | | HOME | | 0-0-0 | | 4-2-0 | | 2-1-0 | | |
| 9-0-0 | 0-0-0 | 0-0-0 | | AWAY | | 0-0-0 | | 3-0-0 | | 6-0-0 | | |
| 0-0-0 | 0-0-0 | 0-0-0 | | NEUTRAL | | 0-0-0 | | 0-0-0 | | 0-0-0 | | |
| RPI | S | Opponent | Score | RPI | S | Opponent | Score | RPI | S | Opponent | Score | |
| | | | | | | 55 A Georgia Tech | 5 8 | 106 H Samford | | | 9 6 | |
| | | | | | | 55 H Georgia Tech | 3 11 | 106 H Samford | | | 7 1 | |
| | | | | | | 85 A Ga. Southern | 3 4 | 106 H Samford | | | 4 2 | |
| | | | | | | 85 H Ga. Southern | 7 15 | 118 A Georgia | | | 4 3 | |
| | | | | | | 86 A East Carolina | 10 7 | 118 H Georgia | | | 6 5 | |
| | | | | | | 86 A East Carolina | 7 5 | 122 H UNCG | | | 4 8 | |
| | | | | | | 86 A East Carolina | 8 2 | 122 H UNCG | | | 3 12 | |
| | | | | | | 94 A Florida A&M | 6 9 | 122 H UNCG | | | 6 5 | |
| | | | | | | 94 A Florida A&M | 7 10 | 140 A Furman | | | 5 3 | |
| | | | | | | 94 H Florida A&M | 11 5 | 140 A Furman | | | 7 6 | |
| | | | | | | 94 H Florida A&M | 9 2 | 140 A Furman | | | 5 4 | |
| | | | | | | | | 145 A Austin Peay | | | 9 1 | |
| | | | | | | | | 145 A Austin Peay | | | 4 14 | |
| | | | | | | | | 145 A Austin Peay | | | 10 6 | |
| | | | | | | | | 146 A Kennesaw St. | | | 10 4 | |
| | | | | | | | | 147 H Hartford | | | 15 6 | |
| | | | | | | | | 147 H Hartford | | | 4 3 | |
| | | | | | | | | 147 H Hartford | | | 20 14 | |
| | | | | | | | | 159 H Bradley | | | 11 10 | |
| | | | | | | | | 159 H Bradley | | | 6 5 | |
| | | | | | | | | 159 H Bradley | | | 6 8 | |
| | | | | | | | | 171 H ETSU | | | 2 9 | |
| | | | | | | 122 H UNCG | 3 12 | 171 H ETSU | | | 5 2 | |
| | | | | | | 122 H UNCG | 6 5 | 171 H ETSU | | | 10 6 | |
| | | | | | | 122 H UNCG | 4 8 | 210 A VMI | | | 17 5 | |
| | | | | | | 85 A Ga. Southern | 3 4 | 210 A VMI | | | 9 6 | |
| | | | | | | 85 H Ga. Southern | 7 15 | 210 A VMI | | | 10 6 | |

Non-Div. I Games:

Mercer

| RPI | S | Opponent | Score | |
|-----|---|--------------|-------|---|
| 224 | A | Georgia St. | 11 | 4 |
| 235 | A | The Citadel | 5 | 3 |
| 235 | A | The Citadel | 2 | 1 |
| 235 | A | The Citadel | 6 | 5 |
| 287 | A | Savannah St. | 6 | 0 |
| 287 | H | Savannah St. | 12 | 2 |
| 290 | H | UMES | 8 | 4 |
| 290 | H | UMES | 15 | 0 |
| 290 | H | UMES | 13 | 2 |

Mercer

M
e
r
c
e
r

M
e
r
c
e
r

Non-Div. I Games:

Tie,
 Loss,
 Non-Conf,
 S Site, H Home, A Away, N Neutral

Page 54

| Average RPI Win: | 113 | WON-LOST RECORD | WINNING PCT. RANK | LAST 10 GAMES | STRENGTH OF SCHEDULE | OPP. STRENGTH OF SCHEDULE | TEAM RPI | ADJ RPI | CONF. RPI | ADJ CONF. RPI | |
|-------------------|----------|-----------------|-------------------|----------------|----------------------|---------------------------|-------------|---------|-----------|-------------------|-------|
| Average RPI Loss: | 107 | | | | | | | | | | |
| DIV. I ONLY | 24-17-0 | .58537 | 81 | 5-5-0 | 47 | 77 | 52 | .55389 | 52 | 4 | 4 |
| DIV. I NON-CONF. | 14-9-0 | .6087 | 75 | 1-0-0 | 110 | 201 | 85 | .53431 | 85 | 3 | 3 |
| <hr/> | | | | | | | | | | | |
| TOTALS | RPI 1-25 | RPI 26-50 | | W-L RECORDS | RPI 51-100 | | RPI 101-150 | | RPI 150+ | | |
| 24-17-0 | 3-3-0 | 3-0-0 | | OVERALL | 9-7-0 | | 1-2-0 | | 8-5-0 | | |
| 13-8-0 | 3-3-0 | 3-0-0 | | HOME | 2-1-0 | | 0-0-0 | | 5-4-0 | | |
| 11-9-0 | 0-0-0 | 0-0-0 | | AWAY | 7-6-0 | | 1-2-0 | | 3-1-0 | | |
| 0-0-0 | 0-0-0 | 0-0-0 | | NEUTRAL | 0-0-0 | | 0-0-0 | | 0-0-0 | | |
| 14-9-0 | 2-1-0 | 0-0-0 | | NON-CONFERENCE | 4-3-0 | | 0-0-0 | | 8-5-0 | | |
| 7-5-0 | 2-1-0 | 0-0-0 | | HOME | 0-0-0 | | 0-0-0 | | 5-4-0 | | |
| 7-4-0 | 0-0-0 | 0-0- | | AWAY | 4-3-0 | | 0-0-0 | | 3-1-0 | | |
| 0-0-0 | 0-0-0 | 0-0-0 | | NEUTRAL | 0-0-0 | | 0-0-0 | | 0-0-0 | | |
| 10-8-0 | 1-2-0 | 3-0-0 | | CONFERENCE | 5-4-0 | | 1-2-0 | | 0-0-0 | | |
| 6-3-0 | 1-2-0 | 3-0-0 | | HOME | 2-1-0 | | 0-0-0 | | 0-0-0 | | |
| 4-5-0 | 0-0-0 | 0-0-0 | | AWAY | 3-3-0 | | 1-2-0 | | 0-0-0 | | |
| 0-0-0 | 0-0-0 | 0-0-0 | | NEUTRAL | 0-0-0 | | 0-0-0 | | 0-0-0 | | |
| RPI | S | Opponent | Score | RPI | S | Opponent | Score | RPI | S | Opponent | Score |
| 1 | H | Oregon St. | 2 5 | 49 | H | Utah | 3 1 | 61 | A | Oregon | 12 3 |
| 1 | H | Oregon St. | 3 2 | 49 | H | Utah | 4 1 | 61 | A | Oregon | 0 1 |
| 1 | H | Oregon St. | 0 3 | 49 | H | Utah | 4 3 | 61 | A | Oregon | 3 4 |
| 14 | H | Baylor | 6 0 | | | | | 63 | A | UCLA | 7 3 |
| 14 | H | Baylor | 5 4 | | | | | 63 | A | UCLA | 5 6 |
| 14 | H | Baylor | 3 6 | | | | | 63 | A | UCLA | 6 3 |
| | | | | | | | | 65 | A | Loyola Marymount | 8 7 |
| | | | | | | | | 72 | A | Saint Mary's (CA) | 5 6 |
| | | | | | | | | 72 | A | Saint Mary's (CA) | 11 5 |
| | | | | | | | | 72 | A | Saint Mary's (CA) | 5 6 |
| | | | | | | | | 72 | A | Saint Mary's (CA) | 11 1 |
| | | | | | | | | 73 | H | California | 4 1 |
| | | | | | | | | 73 | H | California | 5 2 |
| | | | | | | | | 73 | H | California | 3 7 |
| | | | | | | | | 78 | A | Gonzaga | 5 4 |
| | | | | | | | | 78 | A | Gonzaga | 7 8 |
| | | | | | | | | 280 | A | Seattle U | 7 4 |
| | | | | | | | | 280 | H | Seattle U | 2 4 |
| <hr/> | | | | | | | | | | | |
| LAST 10 GAMES | | | | | | | | | | | |
| 73 | H | California | 4 1 | 112 | A | Washington St. | 3 6 | | | | |
| 73 | H | California | 3 7 | 112 | A | Washington St. | 4 5 | | | | |
| 73 | H | California | 5 2 | 1 | H | Oregon St. | 0 3 | | | | |
| 280 | A | Seattle U | 7 4 | 1 | H | Oregon St. | 2 5 | | | | |
| 112 | A | Washington St. | 7 1 | 1 | H | Oregon St. | 3 2 | | | | |

Non-Div. I Games:

Washington

| Average RPI Win: 104 | | WON-LOST | WINNING | LAST 10 | STRENGTH OF | | OPP. STRENGTH | TEAM | ADJ | CONF. | ADJ CONF. |
|----------------------|---------------|----------|-----------|--------------|----------------|-------|---------------|-------|-------------|------------------|-----------|
| Average RPI Loss: 71 | | RECORD | PCT. RANK | GAMES | SCHEDULE | | OF SCHEDULE | RPI | RPI | RPI | RPI |
| DIV. I ONLY | | 23-19-0 | .54762 | 110 | 0-1-0 | | 24 | 33 | 53 | .55367 | 53 |
| DIV. I NON-CONF. | | 16-8-0 | .66667 | 44 | 0-1-0 | | 67 | 110 | 53 | .55208 | 53 |
| TOTALS | | RPI 1-25 | RPI 26-50 | | W-L RECORDS | | RPI 51-100 | | RPI 101-150 | | RPI 150+ |
| 23-19-0 | | 5-9-0 | 4-0-0 | | OVERALL | | 4-3-0 | | 3-4-0 | | 7-3-0 |
| 15-9-0 | | 2-4-0 | 3-0-0 | | HOME | | 2-1-0 | | 1-1-0 | | 7-3-0 |
| 6-9-0 | | 2-4-0 | 0-0-0 | | AWAY | | 2-2-0 | | 2-3-0 | | 0-0-0 |
| 2-1-0 | | 1-1-0 | 1-0-0 | | NEUTRAL | | 0-0-0 | | 0-0-0 | | 0-0-0 |
| 16-8-0 | | 2-1-0 | 3-0-0 | | NON-CONFERENCE | | 1-0-0 | | 3-4-0 | | 7-3-0 |
| 11-4-0 | | 1-0-0 | 2-0-0 | | HOME | | 0-0-0 | | 1-1-0 | | 7-3-0 |
| 3-3-0 | | 0-0-0 | 0-0- | | AWAY | | 1-0-0 | | 2-3-0 | | 0-0-0 |
| 2-1-0 | | 1-1-0 | 1-0-0 | | NEUTRAL | | 0-0-0 | | 0-0-0 | | 0-0-0 |
| 7-11-0 | | 3-8-0 | 1-0-0 | | CONFERENCE | | 3-3-0 | | 0-0-0 | | 0-0-0 |
| 4-5-0 | | 1-4-0 | 1-0-0 | | HOME | | 2-1-0 | | 0-0-0 | | 0-0-0 |
| 3-6-0 | | 2-4-0 | 0-0-0 | | AWAY | | 1-2-0 | | 0-0-0 | | 0-0-0 |
| 0-0-0 | | 0-0-0 | 0-0-0 | | NEUTRAL | | 0-0-0 | | 0-0-0 | | 0-0-0 |
| RPI S | Opponent | Score | RPI S | Opponent | Score | RPI S | Opponent | Score | RPI S | Opponent | Score |
| 5 A | Texas Tech | 3 1 | 27 H | Oklahoma | 4 3 | 60 A | Kansas | 5 6 | 103 A | Oral Roberts | 1 4 |
| 5 A | Texas Tech | 2 8 | 39 H | New Mexico | 3 0 | 60 A | Kansas | 11 6 | 103 H | Oral Roberts | 7 6 |
| 5 A | Texas Tech | 12 10 | 39 H | New Mexico | 13 0 | 60 A | Kansas | 2 4 | 113 A | Grand Canyon | 0 4 |
| 9 A | TCU | 5 7 | 42 N | Nebraska | 1 0 | 96 A | Arizona St. | 18 4 | 113 A | Grand Canyon | 1 6 |
| 9 A | TCU | 5 6 | | | | 96 H | Kansas St. | 13 3 | 113 A | Grand Canyon | 6 5 |
| 9 A | TCU | 1 5 | | | | 96 H | Kansas St. | 4 10 | 129 H | Central Ark. | 5 11 |
| 11 H | West Virginia | 3 2 | | | | 96 H | Kansas St. | 6 3 | 150 A | Wichita St. | 6 3 |
| 11 H | West Virginia | 8 9 | | | | | | | 152 H | Saint Louis | 7 10 |
| 11 H | West Virginia | 3 5 | | | | | | | 164 H | Texas St. | 6 3 |
| 13 N | Arizona | 9 10 | | | | | | | 164 H | Texas St. | 10 7 |
| 16 N | Arkansas | 8 3 | | | | | | | 164 H | Texas St. | 11 12 |
| 19 H | Missouri St. | 7 3 | | | | | | | 215 H | Northwestern St. | 15 4 |
| 22 H | Texas | 0 7 | | | | | | | 215 H | Northwestern St. | 7 2 |
| 22 H | Texas | 4 5 | | | | | | | 215 H | Northwestern St. | 6 3 |
| | | | | | | | | | 248 H | South Dakota St. | 6 3 |
| | | | | | | | | | 248 H | South Dakota St. | 1 2 |
| | | | | | | | | | 248 H | South Dakota St. | 8 3 |
| LAST 10 GAMES | | | | | | | | | | | |
| 103 A | Oral Roberts | 1 4 | 5 A | Texas Tech | 12 10 | | | | | | |
| 22 H | Texas | 4 5 | 103 H | Oral Roberts | 7 6 | | | | | | |
| 22 H | Texas | 0 7 | 60 A | Kansas | 2 4 | | | | | | |
| 5 A | Texas Tech | 3 1 | 60 A | Kansas | 5 6 | | | | | | |
| 5 A | Texas Tech | 2 8 | 60 A | Kansas | 11 6 | | | | | | |

Non-Div. I Games:

Oklahoma St.

| Average RPI Win: | | 137 | WON-LOST RECORD | | WINNING PCT. RANK | LAST 10 GAMES | STRENGTH OF SCHEDULE | | OPP. STRENGTH OF SCHEDULE | TEAM RPI | ADJ RPI | CONF. RPI | ADJ CONF. RPI | | | | |
|------------------|---|------------------|-----------------|-----------|-------------------|----------------|----------------------|-------------------|---------------------------|-------------|---------|-----------|---------------|---------------------|--|-------|----|
| DIV. I ONLY | | | 28-14-1 | .66279 | 39 | 4-5-1 | 105 | | 53 | 54 | .55271 | 54 | 13 | 13 | | | |
| DIV. I NON-CONF. | | | 14-7-1 | .65909 | 55 | 1-1-1 | 38 | | 3 | 26 | .57572 | 26 | 11 | 11 | | | |
| TOTALS | | RPI 1-25 | | RPI 26-50 | | W-L RECORDS | | RPI 51-100 | | RPI 101-150 | | RPI 150+ | | | | | |
| 28-14-1 | | 1-2-1 | | 2-3-0 | | OVERALL | | 11-6-0 | | 6-2-0 | | 8-1-0 | | | | | |
| 16-7-1 | | 1-2-1 | | 1-1-0 | | HOME | | 3-2-0 | | 5-2-0 | | 6-0-0 | | | | | |
| 11-6-0 | | 0-0-0 | | 0-1-0 | | AWAY | | 8-4-0 | | 1-0-0 | | 2-1-0 | | | | | |
| 1-1-0 | | 0-0-0 | | 1-1-0 | | NEUTRAL | | 0-0-0 | | 0-0-0 | | 0-0-0 | | | | | |
| 14-7-1 | | 1-2-1 | | 2-3-0 | | NON-CONFERENCE | | 8-0-0 | | 3-2-0 | | 0-0-0 | | | | | |
| 6-5-1 | | 1-2-1 | | 1-1-0 | | HOME | | 2-0-0 | | 2-2-0 | | 0-0-0 | | | | | |
| 7-1-0 | | 0-0-0 | | 0-0- | | AWAY | | 6-0-0 | | 1-0-0 | | 0-0-0 | | | | | |
| 1-1-0 | | 0-0-0 | | 1-1-0 | | NEUTRAL | | 0-0-0 | | 0-0-0 | | 0-0-0 | | | | | |
| 14-7-0 | | 0-0-0 | | 0-0-0 | | CONFERENCE | | 3-6-0 | | 3-0-0 | | 8-1-0 | | | | | |
| 10-2-0 | | 0-0-0 | | 0-0-0 | | HOME | | 1-2-0 | | 3-0-0 | | 6-0-0 | | | | | |
| 4-5-0 | | 0-0-0 | | 0-0-0 | | AWAY | | 2-4-0 | | 0-0-0 | | 2-1-0 | | | | | |
| 0-0-0 | | 0-0-0 | | 0-0-0 | | NEUTRAL | | 0-0-0 | | 0-0-0 | | 0-0-0 | | | | | |
| RPI | S | Opponent | | Score | | RPI | S | Opponent | | Score | | RPI | S | Opponent | | Score | |
| 23 | H | Long Beach St. | | 9 | 9 | 30 | N | Michigan | | 1 | 3 | 58 | H | BYU | | 8 | 12 |
| 25 | H | Vanderbilt | | 1 | 11 | 39 | H | New Mexico | | 7 | 2 | 58 | H | BYU | | 8 | 9 |
| 25 | H | Vanderbilt | | 3 | 2 | 40 | A | Cal St. Fullerton | | 2 | 13 | 58 | H | BYU | | 6 | 3 |
| 25 | H | Vanderbilt | | 2 | 8 | 40 | H | Cal St. Fullerton | | 2 | 9 | 61 | H | Oregon | | 7 | 2 |
| | | | | | | 40 | N | Cal St. Fullerton | | 11 | 6 | 63 | A | UCLA | | 3 | 1 |
| | | | | | | | | | | | | 65 | A | Loyola Marymount | | 3 | 10 |
| | | | | | | | | | | | | 65 | A | Loyola Marymount | | 3 | 6 |
| | | | | | | | | | | | | 65 | A | Loyola Marymount | | 11 | 10 |
| | | | | | | | | | | | | 78 | A | Gonzaga | | 2 | 9 |
| | | | | | | | | | | | | 78 | A | Gonzaga | | 0 | 3 |
| | | | | | | | | | | | | 78 | A | Gonzaga | | 4 | 1 |
| | | | | | | | | | | | | 79 | A | Southern California | | 8 | 3 |
| | | | | | | | | | | | | 82 | A | Tulane | | 7 | 4 |
| | | | | | | | | | | | | 82 | A | Tulane | | 6 | 2 |
| | | | | | | | | | | | | 82 | A | Tulane | | 5 | 4 |
| | | | | | | | | | | | | 82 | A | Tulane | | 11 | 4 |
| | | | | | | | | | | | | 92 | H | Notre Dame | | 6 | 2 |
| LAST 10 GAMES | | | | | | | | | | | | | | | | | |
| 23 | H | Long Beach St. | | 9 | 9 | 58 | H | BYU | | 8 | 12 | | | | | | |
| 65 | A | Loyola Marymount | | 3 | 6 | 58 | H | BYU | | 8 | 9 | | | | | | |
| 65 | A | Loyola Marymount | | 3 | 10 | 58 | H | BYU | | 6 | 3 | | | | | | |
| 65 | A | Loyola Marymount | | 11 | 10 | 40 | N | Cal St. Fullerton | | 11 | 6 | | | | | | |
| 143 | H | UC Irvine | | 7 | 8 | 245 | H | Pacific | | 10 | 4 | | | | | | |

Non-Div. I Games:

San Diego

| Average RPI Win: 113 | | WON-LOST | WINNING | LAST 10 | STRENGTH OF | | OPP. STRENGTH | TEAM | ADJ | | CONF. | ADJ CONF. |
|----------------------|----------------|----------|-----------|---------------|----------------|-------|---------------|-------|-------------|----------------|----------|-----------|
| Average RPI Loss: 67 | | RECORD | PCT. RANK | GAMES | SCHEDULE | | OF SCHEDULE | RPI | RPI | | RPI | RPI |
| DIV. I ONLY | | 21-21-0 | .5 144 | 5-5-0 | 11 | | 49 | 55 | .5518 55 | | 3 | 3 |
| DIV. I NON-CONF. | | 15-6-0 | .71429 31 | 3-2-0 | 54 | | 158 | 36 | .56658 36 | | 4 | 4 |
| TOTALS | | RPI 1-25 | RPI 26-50 | | W-L RECORDS | | RPI 51-100 | | RPI 101-150 | | RPI 150+ | |
| 21-21-0 | | 4-10-0 | 3-0-0 | | OVERALL | | 3-5-0 | | 4-4-0 | | 7-2-0 | |
| 12-11-0 | | 2-8-0 | 2-0-0 | | HOME | | 1-0-0 | | 1-1-0 | | 6-2-0 | |
| 9-10-0 | | 2-2-0 | 1-0-0 | | AWAY | | 2-5-0 | | 3-3-0 | | 1-0-0 | |
| 0-0-0 | | 0-0-0 | 0-0-0 | | NEUTRAL | | 0-0-0 | | 0-0-0 | | 0-0-0 | |
| 15-6-0 | | 1-1-0 | 3-0-0 | | NON-CONFERENCE | | 2-0-0 | | 2-3-0 | | 7-2-0 | |
| 10-4-0 | | 0-1-0 | 2-0-0 | | HOME | | 1-0-0 | | 1-1-0 | | 6-2-0 | |
| 5-2-0 | | 1-0-0 | 1-0-0 | | AWAY | | 1-0-0 | | 1-2-0 | | 1-0-0 | |
| 0-0-0 | | 0-0-0 | 0-0-0 | | NEUTRAL | | 0-0-0 | | 0-0-0 | | 0-0-0 | |
| 6-15-0 | | 3-9-0 | 0-0-0 | | CONFERENCE | | 1-5-0 | | 2-1-0 | | 0-0-0 | |
| 2-7-0 | | 2-7-0 | 0-0-0 | | HOME | | 0-0-0 | | 0-0-0 | | 0-0-0 | |
| 4-8-0 | | 1-2-0 | 0-0-0 | | AWAY | | 1-5-0 | | 2-1-0 | | 0-0-0 | |
| 0-0-0 | | 0-0-0 | 0-0-0 | | NEUTRAL | | 0-0-0 | | 0-0-0 | | 0-0-0 | |
| RPI S | Opponent | Score | RPI S | Opponent | Score | RPI S | Opponent | Score | RPI S | Opponent | Score | |
| 2 H | North Carolina | 5 6 | 27 H | Oklahoma | 2 0 | 58 H | BYU | 5 3 | 108 H | Marshall | 11 3 | |
| 2 H | North Carolina | 4 2 | 50 A | Mercer | 11 3 | 69 A | Miami (FL) | 7 5 | 118 A | Georgia | 1 5 | |
| 2 H | North Carolina | 4 7 | 50 H | Mercer | 8 5 | 69 A | Miami (FL) | 7 17 | 118 H | Georgia | 5 7 | |
| 4 H | Clemson | 5 1 | | | | 69 A | Miami (FL) | 8 10 | 126 A | Ill.-Chicago | 0 1 | |
| 4 H | Clemson | 6 11 | | | | 85 A | Ga. Southern | 10 3 | 126 A | Ill.-Chicago | 3 0 | |
| 4 H | Clemson | 6 13 | | | | 92 A | Notre Dame | 3 4 | 133 A | Virginia Tech | 6 4 | |
| 7 H | Louisville | 1 10 | | | | 92 A | Notre Dame | 6 9 | 133 A | Virginia Tech | 13 3 | |
| 7 H | Louisville | 4 5 | | | | 92 A | Notre Dame | 3 4 | 133 A | Virginia Tech | 4 8 | |
| 7 H | Louisville | 0 3 | | | | | | | 166 H | Belmont | 10 2 | |
| 8 A | Wake Forest | 8 17 | | | | | | | 166 H | Belmont | 12 3 | |
| 8 A | Wake Forest | 7 6 | | | | | | | 166 H | Belmont | 5 11 | |
| 8 A | Wake Forest | 4 8 | | | | | | | 204 H | Western Mich. | 8 3 | |
| 18 A | Auburn | 11 8 | | | | | | | 224 A | Georgia St. | 7 0 | |
| 18 H | Auburn | 4 7 | | | | | | | 224 H | Georgia St. | 12 5 | |
| | | | | | | | | | 263 H | Youngstown St. | 3 12 | |
| | | | | | | | | | 263 H | Youngstown St. | 14 6 | |
| | | | | | | | | | 263 H | Youngstown St. | 15 6 | |
| LAST 10 GAMES | | | | | | | | | | | | |
| 126 A | Ill.-Chicago | 0 1 | 133 A | Virginia Tech | 4 8 | | | | | | | |
| 126 A | Ill.-Chicago | 3 0 | 224 A | Georgia St. | 7 0 | | | | | | | |
| 118 H | Georgia | 5 7 | 50 H | Mercer | 8 5 | | | | | | | |
| 133 A | Virginia Tech | 6 4 | 7 H | Louisville | 4 5 | | | | | | | |
| 133 A | Virginia Tech | 13 3 | 7 H | Louisville | 1 10 | | | | | | | |

Non-Div. I Games:

Georgia Tech

| Average RPI Win: | 153 | WON-LOST RECORD | WINNING PCT. RANK | LAST 10 GAMES | STRENGTH OF SCHEDULE | OPP. STRENGTH OF SCHEDULE | TEAM RPI | ADJ RPI | CONF. RPI | ADJ CONF. RPI | | | | |
|------------------|----------|-----------------|-------------------|----------------|----------------------|---------------------------|-----------------|-------------|-----------|---------------|----|-----------------|-------|----|
| DIV. I ONLY | | 26-16-0 | .61905 | 64 | 6-4-0 | 66 | 113 | 56 | .55173 | 56 | 18 | 18 | | |
| DIV. I NON-CONF. | | 14-9-0 | .6087 | 75 | 1-1-0 | 13 | 39 | 31 | .57045 | 31 | 19 | 19 | | |
| <hr/> | | | | | | | | | | | | | | |
| TOTALS | RPI 1-25 | RPI 26-50 | | W-L RECORDS | | RPI 51-100 | | RPI 101-150 | | RPI 150+ | | | | |
| 26-16-0 | 2-2-0 | 1-2-0 | | OVERALL | | 3-7-0 | | 3-1-0 | | 17-4-0 | | | | |
| 10-9-0 | 1-0-0 | 1-2-0 | | HOME | | 2-4-0 | | 3-1-0 | | 3-2-0 | | | | |
| 14-4-0 | 1-1-0 | 0-0-0 | | AWAY | | 0-1-0 | | 0-0-0 | | 13-2-0 | | | | |
| 2-3-0 | 0-1-0 | 0-0-0 | | NEUTRAL | | 1-2-0 | | 0-0-0 | | 1-0-0 | | | | |
| 14-9-0 | 2-2-0 | 1-2-0 | | NON-CONFERENCE | | 3-4-0 | | 3-1-0 | | 5-0-0 | | | | |
| 8-4-0 | 1-0-0 | 1-2-0 | | HOME | | 2-1-0 | | 3-1-0 | | 1-0-0 | | | | |
| 4-2-0 | 1-1-0 | 0-0- | | AWAY | | 0-1-0 | | 0-0-0 | | 3-0-0 | | | | |
| 2-3-0 | 0-1-0 | 0-0-0 | | NEUTRAL | | 1-2-0 | | 0-0-0 | | 1-0-0 | | | | |
| 12-7-0 | 0-0-0 | 0-0-0 | | CONFERENCE | | 0-3-0 | | 0-0-0 | | 12-4-0 | | | | |
| 2-5-0 | 0-0-0 | 0-0-0 | | HOME | | 0-3-0 | | 0-0-0 | | 2-2-0 | | | | |
| 10-2-0 | 0-0-0 | 0-0-0 | | AWAY | | 0-0-0 | | 0-0-0 | | 10-2-0 | | | | |
| 0-0-0 | 0-0-0 | 0-0-0 | | NEUTRAL | | 0-0-0 | | 0-0-0 | | 0-0-0 | | | | |
| RPI | S | Opponent | Score | | RPI | S | Opponent | Score | | RPI | S | Opponent | Score | |
| 2 | A | North Carolina | 5 | 2 | 36 | H | St. John's (NY) | 4 | 5 | 60 | N | Kansas | 6 | 1 |
| 3 | H | Kentucky | 5 | 4 | 36 | H | St. John's (NY) | 7 | 6 | 81 | H | Bethune-Cookman | 4 | 5 |
| 10 | A | Virginia | 7 | 8 | 36 | H | St. John's (NY) | 2 | 4 | 81 | H | Bethune-Cookman | 6 | 1 |
| 10 | N | Virginia | 2 | 10 | | | | | | 81 | H | Bethune-Cookman | 4 | 3 |
| | | | | | | | | | | 84 | H | Winthrop | 2 | 13 |
| | | | | | | | | | | 84 | H | Winthrop | 3 | 5 |
| | | | | | | | | | | 84 | H | Winthrop | 4 | 11 |
| | | | | | | | | | | 86 | A | East Carolina | 6 | 8 |
| | | | | | | | | | | 96 | N | Kansas St. | 3 | 4 |
| | | | | | | | | | | 96 | N | Kansas St. | 2 | 8 |
| | | | | | | | | | | | | | | |
| | | | | | | | | | | | | | | |
| | | | | | | | | | | | | | | |
| | | | | | | | | | | | | | | |
| | | | | | | | | | | | | | | |
| | | | | | | | | | | | | | | |
| | | | | | | | | | | | | | | |
| | | | | | | | | | | | | | | |
| | | | | | | | | | | | | | | |
| | | | | | | | | | | | | | | |
| | | | | | | | | | | | | | | |
| | | | | | | | | | | | | | | |
| | | | | | | | | | | | | | | |
| | | | | | | | | | | | | | | |
| | | | | | | | | | | | | | | |
| | | | | | | | | | | | | | | |
| | | | | | | | | | | | | | | |
| | | | | | | | | | | | | | | |
| | | | | | | | | | | | | | | |
| | | | | | | | | | | | | | | |
| | | | | | | | | | | | | | | |
| | | | | | | | | | | | | | | |
| | | | | | | | | | | | | | | |
| | | | | | | | | | | | | | | |
| | | | | | | | | | | | | | | |
| | | | | | | | | | | | | | | |
| | | | | | | | | | | | | | | |
| | | | | | | | | | | | | | | |
| | | | | | | | | | | | | | | |
| | | | | | | | | | | | | | | |
| | | | | | | | | | | | | | | |
| | | | | | | | | | | | | | | |
| | | | | | | | | | | | | | | |
| | | | | | | | | | | | | | | |
| | | | | | | | | | | | | | | |
| | | | | | | | | | | | | | | |
| | | | | | | | | | | | | | | |
| | | | | | | | | | | | | | | |
| | | | | | | | | | | | | | | |
| | | | | | | | | | | | | | | |
| | | | | | | | | | | | | | | |
| | | | | | | | | | | | | | | |
| | | | | | | | | | | | | | | |
| | | | | | | | | | | | | | | |
| | | | | | | | | | | | | | | |
| | | | | | | | | | | | | | | |
| | | | | | | | | | | | | | | |
| | | | | | | | | | | | | | | |
| | | | | | | | | | | | | | | |
| | | | | | | | | | | | | | | |
| | | | | | | | | | | | | | | |
| | | | | | | | | | | | | | | |
| | | | | | | | | | | | | | | |

| Average RPI Win: | | 142 | WON-LOST RECORD | | WINNING PCT. RANK | | LAST 10 GAMES | | STRENGTH OF SCHEDULE | | OPP. STRENGTH OF SCHEDULE | | TEAM RPI | | ADJ RPI | | CONF. RPI | | ADJ CONF. RPI | | | | | |
|------------------|---|----------------|-----------------|-----------|-------------------|-----|---------------|------------------|----------------------|-------|---------------------------|------------|----------|------------------|---------|-------------|-----------|-----|---------------|------------------|----|-------|----|--|
| DIV. I ONLY | | | 27-17-1 | | .61111 | | 71 | | 7-3-0 | | 82 | | 87 | | 57 | | .55165 | | 57 | | 9 | | 9 | |
| DIV. I NON-CONF. | | | 14-10-0 | | .58333 | | 97 | | 3-0-0 | | 92 | | 63 | | 68 | | .54161 | | 68 | | 10 | | 10 | |
| TOTALS | | RPI 1-25 | | RPI 26-50 | | | | W-L RECORDS | | | | RPI 51-100 | | | | RPI 101-150 | | | | RPI 150+ | | | | |
| 27-17-1 | | 3-2-0 | | 4-5-0 | | | | OVERALL | | | | 4-6-1 | | | | 2-1-0 | | | | 14-3-0 | | | | |
| 14-5-0 | | 2-1-0 | | 3-2-0 | | | | HOME | | | | 0-1-0 | | | | 0-0-0 | | | | 9-1-0 | | | | |
| 11-10-1 | | 0-0-0 | | 1-3-0 | | | | AWAY | | | | 4-5-1 | | | | 2-1-0 | | | | 4-1-0 | | | | |
| 2-2-0 | | 1-1-0 | | 0-0-0 | | | | NEUTRAL | | | | 0-0-0 | | | | 0-0-0 | | | | 1-1-0 | | | | |
| 14-10-0 | | 3-2-0 | | 2-4-0 | | | | NON-CONFERENCE | | | | 3-2-0 | | | | 0-0-0 | | | | 6-2-0 | | | | |
| 7-3-0 | | 2-1-0 | | 1-1-0 | | | | HOME | | | | 0-1-0 | | | | 0-0-0 | | | | 4-0-0 | | | | |
| 5-5-0 | | 0-0-0 | | 1-0- | | | | AWAY | | | | 3-1-0 | | | | 0-0-0 | | | | 1-1-0 | | | | |
| 2-2-0 | | 1-1-0 | | 0-0-0 | | | | NEUTRAL | | | | 0-0-0 | | | | 0-0-0 | | | | 1-1-0 | | | | |
| 13-7-1 | | 0-0-0 | | 2-1-0 | | | | CONFERENCE | | | | 1-4-1 | | | | 2-1-0 | | | | 8-1-0 | | | | |
| 7-2-0 | | 0-0-0 | | 2-1-0 | | | | HOME | | | | 0-0-0 | | | | 0-0-0 | | | | 5-1-0 | | | | |
| 6-5-1 | | 0-0-0 | | 0-0-0 | | | | AWAY | | | | 1-4-1 | | | | 2-1-0 | | | | 3-0-0 | | | | |
| 0-0-0 | | 0-0-0 | | 0-0-0 | | | | NEUTRAL | | | | 0-0-0 | | | | 0-0-0 | | | | 0-0-0 | | | | |
| RPI | S | Opponent | | Score | | RPI | S | Opponent | | Score | | RPI | S | Opponent | | Score | | RPI | S | Opponent | | Score | | |
| 15 | N | LSU | | 2 | 3 | 26 | A | McNeese | | 3 | 1 | 64 | A | Coastal Caro. | | 8 | 9 | 101 | A | Troy | | 5 | 7 | |
| 21 | H | Southern Miss. | | 5 | 4 | 32 | H | Houston | | 0 | 4 | 64 | A | Coastal Caro. | | 7 | 7 | 101 | A | Troy | | 6 | 5 | |
| 21 | H | Southern Miss. | | 3 | 1 | 38 | A | Southeastern La. | | 4 | 5 | 64 | A | Coastal Caro. | | 1 | 0 | 101 | A | Troy | | 7 | 2 | |
| 21 | H | Southern Miss. | | 11 | 15 | 38 | A | Southeastern La. | | 3 | 15 | 77 | A | Sam Houston St. | | 3 | 8 | 155 | A | Nicholls St. | | 1 | 3 | |
| 22 | N | Texas | | 8 | 1 | 38 | H | Southeastern La. | | 9 | 2 | 77 | A | Sam Houston St. | | 6 | 1 | 155 | H | Nicholls St. | | 18 | 2 | |
| | | | | | | 43 | H | South Ala. | | 11 | 1 | 77 | A | Sam Houston St. | | 2 | 0 | 175 | H | Appalachian St. | | 3 | 0 | |
| | | | | | | 43 | H | South Ala. | | 0 | 6 | 82 | A | Tulane | | 1 | 0 | 175 | H | Appalachian St. | | 4 | 12 | |
| | | | | | | 43 | H | South Ala. | | 10 | 2 | 82 | H | Tulane | | 4 | 6 | 175 | H | Appalachian St. | | 4 | 3 | |
| | | | | | | 44 | A | Louisiana Tech | | 5 | 6 | 100 | A | UT Arlington | | 4 | 5 | 185 | N | Murray St. | | 0 | 2 | |
| | | | | | | | | | | | | 100 | A | UT Arlington | | 3 | 9 | 187 | H | Arkansas St. | | 8 | 0 | |
| | | | | | | | | | | | | 100 | A | UT Arlington | | 2 | 10 | 187 | H | Arkansas St. | | 3 | 2 | |
| | | | | | | | | | | | | | | | | | | 187 | H | Arkansas St. | | 13 | 2 | |
| | | | | | | | | | | | | | | | | | | 215 | A | Northwestern St. | | 8 | 6 | |
| | | | | | | | | | | | | | | | | | | 219 | A | Little Rock | | 7 | 4 | |
| | | | | | | | | | | | | | | | | | | 219 | A | Little Rock | | 5 | 3 | |
| | | | | | | | | | | | | | | | | | | 219 | A | Little Rock | | 9 | 4 | |
| | | | | | | | | | | | | | | | | | | 274 | N | Hofstra | | 1 | 0 | |
| | | | | | | | | | | | | | | | | | | 299 | H | Saint Peter's | | 10 | 0 | |
| | | | | | | | | | | | | | | | | | | 299 | H | Saint Peter's | | 6 | 1 | |
| | | | | | | | | | | | | | | | | | | 299 | H | Saint Peter's | | 4 | 0 | |
| LAST 10 GAMES | | | | | | | | | | | | | | | | | | | | | | | | |
| | | | | | | 100 | A | UT Arlington | | 3 | 9 | 219 | A | Little Rock | | 7 | 4 | | | | | | | |
| | | | | | | 100 | A | UT Arlington | | 2 | 10 | 219 | A | Little Rock | | 9 | 4 | | | | | | | |
| | | | | | | 100 | A | UT Arlington | | 4 | 5 | 38 | H | Southeastern La. | | 9 | 2 | | | | | | | |
| | | | | | | 22 | N | Texas | | 8 | 1 | 82 | A | Tulane | | 1 | 0 | | | | | | | |
| | | | | | | 219 | A | Little Rock | | 5 | 3 | 187 | H | Arkansas St. | | 3 | 2 | | | | | | | |

Non-Div. I Games:

Louisiana

| Average RPI Win: 145 | | WON-LOST RECORD | WINNING PCT. RANK | | LAST 10 GAMES | STRENGTH OF SCHEDULE | OPP. STRENGTH OF SCHEDULE | TEAM RPI | ADJ RPI | | CONF. RPI | ADJ CONF. RPI | | | |
|-----------------------|---|--------------------|----------------------|-----------|------------------|-------------------------|------------------------------|-------------|------------|-------------------|--------------|------------------|---|------------------|------|
| Average RPI Loss: 128 | | | | | | | | | | | | | | | |
| DIV. I ONLY | | 26-14-0 | .65 | 48 | 8-2-0 | 107 | 121 | 58 | .5515 | 58 | 13 | 13 | | | |
| DIV. I NON-CONF. | | 12-10-0 | .54545 | 116 | 1-0-0 | 191 | 104 | 130 | .50827 | 130 | 11 | 11 | | | |
| <hr/> | | | | | | | | | | | | | | | |
| TOTALS | | RPI 1-25 | | RPI 26-50 | | W-L RECORDS | | RPI 51-100 | | RPI 101-150 | | RPI 150+ | | | |
| 26-14-0 | | 0-0-0 | | 3-1-0 | | OVERALL | | 6-5-0 | | 7-2-0 | | 10-6-0 | | | |
| 13-5-0 | | 0-0-0 | | 2-1-0 | | HOME | | 3-1-0 | | 6-2-0 | | 2-1-0 | | | |
| 11-9-0 | | 0-0-0 | | 1-0-0 | | AWAY | | 3-4-0 | | 1-0-0 | | 6-5-0 | | | |
| 2-0-0 | | 0-0-0 | | 0-0-0 | | NEUTRAL | | 0-0-0 | | 0-0-0 | | 2-0-0 | | | |
| 12-10-0 | | 0-0-0 | | 3-1-0 | | NON-CONFERENCE | | 0-2-0 | | 4-2-0 | | 5-5-0 | | | |
| 5-4-0 | | 0-0-0 | | 2-1-0 | | HOME | | 0-1-0 | | 3-2-0 | | 0-0-0 | | | |
| 5-6-0 | | 0-0-0 | | 1-0- | | AWAY | | 0-1-0 | | 1-0-0 | | 3-5-0 | | | |
| 2-0-0 | | 0-0-0 | | 0-0-0 | | NEUTRAL | | 0-0-0 | | 0-0-0 | | 2-0-0 | | | |
| 14-4-0 | | 0-0-0 | | 0-0-0 | | CONFERENCE | | 6-3-0 | | 3-0-0 | | 5-1-0 | | | |
| 8-1-0 | | 0-0-0 | | 0-0-0 | | HOME | | 3-0-0 | | 3-0-0 | | 2-1-0 | | | |
| 6-3-0 | | 0-0-0 | | 0-0-0 | | AWAY | | 3-3-0 | | 0-0-0 | | 3-0-0 | | | |
| 0-0-0 | | 0-0-0 | | 0-0-0 | | NEUTRAL | | 0-0-0 | | 0-0-0 | | 0-0-0 | | | |
| RPI | S | Opponent | Score | RPI | S | Opponent | Score | RPI | S | Opponent | Score | | | | |
| | | | | 46 | H | UConn | 7 6 | 54 | A | San Diego | 9 8 | 114 | H | UC Santa Barbara | 14 8 |
| | | | | 46 | H | UConn | 7 8 | 54 | A | San Diego | 3 6 | 114 | H | UC Santa Barbara | 7 6 |
| | | | | 46 | H | UConn | 10 9 | 54 | A | San Diego | 12 8 | 114 | H | UC Santa Barbara | 17 3 |
| | | | | 49 | A | Utah | 11 6 | 55 | A | Georgia Tech | 3 5 | 114 | H | UC Santa Barbara | 8 10 |
| | | | | | | | | 61 | H | Oregon | 6 9 | 124 | H | New Mexico St. | 6 8 |
| | | | | | | | | 65 | A | Loyola Marymount | 5 9 | 132 | H | San Francisco | 11 5 |
| | | | | | | | | 65 | A | Loyola Marymount | 0 2 | 132 | H | San Francisco | 8 5 |
| | | | | | | | | 65 | A | Loyola Marymount | 5 3 | 132 | H | San Francisco | 19 6 |
| | | | | | | | | 72 | H | Saint Mary's (CA) | 14 1 | 146 | A | Kennesaw St. | 13 4 |
| | | | | | | | | 72 | H | Saint Mary's (CA) | 7 6 | 162 | A | CSU Bakersfield | 4 5 |
| | | | | | | | | 72 | H | Saint Mary's (CA) | 6 2 | 162 | A | CSU Bakersfield | 10 2 |
| | | | | | | | | | | | | 162 | A | CSU Bakersfield | 5 7 |
| | | | | | | | | | | | | 207 | H | Pepperdine | 7 11 |
| | | | | | | | | | | | | 207 | H | Pepperdine | 7 2 |
| | | | | | | | | | | | | 207 | H | Pepperdine | 9 4 |
| | | | | | | | | | | | | 224 | A | San Jose St. | 2 4 |
| | | | | | | | | | | | | 224 | A | San Jose St. | 2 3 |
| | | | | | | | | | | | | 224 | A | Georgia St. | 2 3 |
| | | | | | | | | | | | | 245 | A | Pacific | 12 1 |
| | | | | | | | | | | | | 245 | A | Pacific | 6 0 |
| | | | | | | | | | | | | 245 | A | Pacific | 5 2 |
| | | | | | | | | | | | | 255 | A | Utah Valley | 23 4 |
| | | | | 255 | A | Utah Valley | 23 4 | 54 | A | San Diego | 9 8 | 255 | A | Utah Valley | 8 3 |
| | | | | 132 | H | San Francisco | 11 5 | 54 | A | San Diego | 3 6 | 261 | N | Northern Colo. | 6 0 |
| | | | | 132 | H | San Francisco | 8 5 | 207 | H | Pepperdine | 9 4 | 261 | N | Northern Colo. | 10 9 |
| | | | | 132 | H | San Francisco | 19 6 | 207 | H | Pepperdine | 7 2 | | | | |
| | | | | 54 | A | San Diego | 12 8 | 207 | H | Pepperdine | 7 11 | | | | |

Non-Div. I Games:

BYU

| | | | | | | | | | | | |
|-------------------|----------|-----------|-----------|----------------|-------------|---------------|-------|-------------|-------|-----------|-------|
| Average RPI Win: | 181 | WON-LOST | WINNING | LAST 10 | STRENGTH OF | OPP. STRENGTH | TEAM | ADJ | CONF. | ADJ CONF. | |
| Average RPI Loss: | 111 | RECORD | PCT. RANK | GAMES | SCHEDULE | OF SCHEDULE | RPI | RPI | RPI | RPI | |
| DIV. I ONLY | 23-9-0 | .71875 | 16 | 8-2-0 | 177 | 146 | 59 | .55109 | 59 | 16 | 16 |
| DIV. I NON-CONF. | 14-7-0 | .66667 | 44 | 4-2-0 | 159 | 121 | 51 | .55256 | 51 | 17 | 17 |
| <hr/> | | | | | | | | | | | |
| TOTALS | RPI 1-25 | RPI 26-50 | | W-L RECORDS | | RPI 51-100 | | RPI 101-150 | | RPI 150+ | |
| 23-9-0 | 0-0-0 | 0-3-0 | | OVERALL | | 0-0-0 | | 6-2-0 | | 17-4-0 | |
| 9-3-0 | 0-0-0 | 0-0-0 | | HOME | | 0-0-0 | | 2-1-0 | | 7-2-0 | |
| 11-5-0 | 0-0-0 | 0-3-0 | | AWAY | | 0-0-0 | | 4-1-0 | | 7-1-0 | |
| 3-1-0 | 0-0-0 | 0-0-0 | | NEUTRAL | | 0-0-0 | | 0-0-0 | | 3-1-0 | |
| <hr/> | | | | | | | | | | | |
| 14-7-0 | 0-0-0 | 0-3-0 | | NON-CONFERENCE | | 0-0-0 | | 6-2-0 | | 8-2-0 | |
| 4-2-0 | 0-0-0 | 0-0-0 | | HOME | | 0-0-0 | | 2-1-0 | | 2-1-0 | |
| 8-5-0 | 0-0-0 | 0-0- | | AWAY | | 0-0-0 | | 4-1-0 | | 4-1-0 | |
| 2-0-0 | 0-0-0 | 0-0-0 | | NEUTRAL | | 0-0-0 | | 0-0-0 | | 2-0-0 | |
| <hr/> | | | | | | | | | | | |
| 9-2-0 | 0-0-0 | 0-0-0 | | CONFERENCE | | 0-0-0 | | 0-0-0 | | 9-2-0 | |
| 5-1-0 | 0-0-0 | 0-0-0 | | HOME | | 0-0-0 | | 0-0-0 | | 5-1-0 | |
| 3-0-0 | 0-0-0 | 0-0-0 | | AWAY | | 0-0-0 | | 0-0-0 | | 3-0-0 | |
| 1-1-0 | 0-0-0 | 0-0-0 | | NEUTRAL | | 0-0-0 | | 0-0-0 | | 1-1-0 | |
| <hr/> | | | | | | | | | | | |
| RPI | S | Opponent | Score | RPI | S | Opponent | Score | RPI | S | Opponent | Score |
| | | | | 39 | A | New Mexico | 4 8 | | | | |
| | | | | 39 | A | New Mexico | 4 11 | | | | |
| | | | | 39 | A | New Mexico | 4 10 | | | | |
| | | | | | | | | | | | |
| | | | | | | | | | | | |
| | | | | | | | | | | | |
| | | | | | | | | | | | |
| | | | | | | | | | | | |
| | | | | | | | | | | | |
| | | | | | | | | | | | |
| | | | | | | | | | | | |
| | | | | | | | | | | | |
| | | | | | | | | | | | |
| | | | | | | | | | | | |
| | | | | | | | | | | | |
| | | | | | | | | | | | |
| | | | | | | | | | | | |
| | | | | | | | | | | | |
| | | | | | | | | | | | |
| | | | | | | | | | | | |
| | | | | | | | | | | | |
| | | | | | | | | | | | |
| | | | | | | | | | | | |
| | | | | | | | | | | | |
| | | | | | | | | | | | |
| | | | | | | | | | | | |
| | | | | | | | | | | | |
| | | | | | | | | | | | |
| | | | | | | | | | | | |
| | | | | | | | | | | | |
| | | | | | | | | | | | |
| | | | | | | | | | | | |
| | | | | | | | | | | | |
| | | | | | | | | | | | |
| | | | | | | | | | | | |
| | | | | | | | | | | | |
| | | | | | | | | | | | |
| | | | | | | | | | | | |
| | | | | | | | | | | | |
| | | | | | | | | | | | |
| | | | | | | | | | | | |
| | | | | | | | | | | | |
| | | | | | | | | | | | |
| | | | | | | | | | | | |
| | | | | | | | | | | | |
| | | | | | | | | | | | |
| | | | | | | | | | | | |
| | | | | | | | | | | | |
| | | | | | | | | | | | |
| | | | | | | | | | | | |
| | | | | | | | | | | | |
| | | | | | | | | | | | |
| | | | | | | | | | | | |
| | | | | | | | | | | | |
| | | | | | | | | | | | |
| | | | | | | | | | | | |
| | | | | | | | | | | | |
| | | | | | | | | | | | |
| | | | | | | | | | | | |
| | | | | | | | | | | | |
| | | | | | | | | | | | |
| | | | | | | | | | | | |
| | | | | | | | | | | | |
| | | | | | | | | | | | |
| | | | | | | | | | | | |
| | | | | | | | | | | | |
| | | | | | | | | | | | |
| | | | | | | | | | | | |
| | | | | | | | | | | | |
| | | | | | | | | | | | |
| | | | | | | | | | | | |
| | | | | | | | | | | | |
| | | | | | | | | | | | |
| | | | | | | | | | | | |
| | | | | | | | | | | | |
| | | | | | | | | | | | |
| | | | | | | | | | | | |

Non-Div. I Games:

Binghamton

| RPI | S | Opponent | Score | |
|-----|---|----------|-------|---|
| 244 | A | Bucknell | 12 | 0 |
| 260 | A | Richmond | 15 | 0 |

Binghamton

B
i
n
g
h
a
m
t
o
n

B
i
n
g
h
a
m
t
o
n

| Average RPI Win: 102 | | WON-LOST | WINNING | LAST 10 | STRENGTH OF | | OPP. STRENGTH | TEAM | ADJ | | CONF. | ADJ CONF. | | |
|----------------------|---|---------------|-----------|---------|----------------|---|---------------|-------|-------------|--------|----------|--------------|-------|----|
| Average RPI Loss: 61 | | RECORD | PCT. RANK | GAMES | SCHEDULE | | OF SCHEDULE | RPI | RPI | | RPI | RPI | | |
| DIV. I ONLY | | 23-22-0 | .51111 | 142 | 6-4-0 | | 16 | 29 | 60 | .55106 | 60 | 1 | 1 | |
| DIV. I NON-CONF. | | 14-13-0 | .51852 | 140 | 3-1-0 | | 48 | 93 | 105 | .52289 | 105 | 1 | 1 | |
| TOTALS | | RPI 1-25 | RPI 26-50 | | W-L RECORDS | | RPI 51-100 | | RPI 101-150 | | RPI 150+ | | | |
| 23-22-0 | | 7-11-0 | 2-1-0 | | OVERALL | | 2-3-0 | | 7-5-0 | | 5-2-0 | | | |
| 14-11-0 | | 4-3-0 | 0-0-0 | | HOME | | 2-2-0 | | 4-4-0 | | 4-2-0 | | | |
| 9-9-0 | | 3-7-0 | 2-1-0 | | AWAY | | 0-0-0 | | 3-1-0 | | 1-0-0 | | | |
| 0-2-0 | | 0-1-0 | 0-0-0 | | NEUTRAL | | 0-1-0 | | 0-0-0 | | 0-0-0 | | | |
| 14-13-0 | | 2-4-0 | 0-0-0 | | NON-CONFERENCE | | 0-2-0 | | 7-5-0 | | 5-2-0 | | | |
| 9-7-0 | | 1-0-0 | 0-0-0 | | HOME | | 0-1-0 | | 4-4-0 | | 4-2-0 | | | |
| 5-4-0 | | 1-3-0 | 0-0- | | AWAY | | 0-0-0 | | 3-1-0 | | 1-0-0 | | | |
| 0-2-0 | | 0-1-0 | 0-0-0 | | NEUTRAL | | 0-1-0 | | 0-0-0 | | 0-0-0 | | | |
| 9-9-0 | | 5-7-0 | 2-1-0 | | CONFERENCE | | 2-1-0 | | 0-0-0 | | 0-0-0 | | | |
| 5-4-0 | | 3-3-0 | 0-0-0 | | HOME | | 2-1-0 | | 0-0-0 | | 0-0-0 | | | |
| 4-5-0 | | 2-4-0 | 2-1-0 | | AWAY | | 0-0-0 | | 0-0-0 | | 0-0-0 | | | |
| 0-0-0 | | 0-0-0 | 0-0-0 | | NEUTRAL | | 0-0-0 | | 0-0-0 | | 0-0-0 | | | |
| RPI | S | Opponent | Score | | RPI | S | Opponent | Score | | RPI | S | Opponent | Score | |
| 9 | A | TCU | 1 | 3 | 27 | A | Oklahoma | 15 | 10 | 53 | H | Oklahoma St. | 6 | 11 |
| 9 | A | TCU | 4 | 3 | 27 | A | Oklahoma | 6 | 7 | 53 | H | Oklahoma St. | 6 | 5 |
| 9 | A | TCU | 1 | 5 | 27 | A | Oklahoma | 5 | 2 | 53 | H | Oklahoma St. | 4 | 2 |
| 10 | N | Virginia | 6 | 9 | | | | | | 56 | N | Liberty | 1 | 6 |
| 11 | A | West Virginia | 1 | 10 | | | | | | 74 | H | Minnesota | 2 | 5 |
| 11 | A | West Virginia | 7 | 2 | | | | | | | | | | |
| 11 | A | West Virginia | 0 | 8 | | | | | | | | | | |
| 12 | A | Stanford | 2 | 4 | | | | | | | | | | |
| 12 | A | Stanford | 0 | 5 | | | | | | | | | | |
| 12 | A | Stanford | 0 | 6 | | | | | | | | | | |
| 14 | H | Baylor | 6 | 1 | | | | | | | | | | |
| 14 | H | Baylor | 1 | 3 | | | | | | | | | | |
| 14 | H | Baylor | 4 | 5 | | | | | | | | | | |
| 19 | A | Missouri St. | 4 | 2 | | | | | | | | | | |
| 19 | H | Missouri St. | 8 | 5 | | | | | | | | | | |
| 22 | H | Texas | 3 | 5 | | | | | | | | | | |
| 22 | H | Texas | 2 | 1 | | | | | | | | | | |
| 22 | H | Texas | 5 | 4 | | | | | | | | | | |
| LAST 10 GAMES | | | | | | | | | | | | | | |
| 19 | H | Missouri St. | 8 | 5 | 113 | A | Grand Canyon | 9 | 4 | | | | | |
| 14 | H | Baylor | 6 | 1 | 27 | A | Oklahoma | 6 | 7 | | | | | |
| 14 | H | Baylor | 1 | 3 | 27 | A | Oklahoma | 5 | 2 | | | | | |
| 14 | H | Baylor | 4 | 5 | 27 | A | Oklahoma | 15 | 10 | | | | | |
| 113 | A | Grand Canyon | 7 | 3 | 150 | A | Wichita St. | 0 | 8 | | | | | |

Non-Div. I Games:

Kansas

| Average RPI Win: | 135 | WON-LOST RECORD | WINNING PCT. RANK | LAST 10 GAMES | STRENGTH OF SCHEDULE | OPP. STRENGTH OF SCHEDULE | TEAM RPI | ADJ RPI | CONF. RPI | ADJ CONF. RPI | | |
|------------------|----------|-----------------|-------------------|----------------|----------------------|---------------------------|----------|-------------|-----------|---------------|-------|---|
| DIV. I ONLY | | 25-15-0 | .625 | 59 | 2-7-0 | 107 | 11 | 61 | .5509 | 61 | 4 | 4 |
| DIV. I NON-CONF. | | 17-4-0 | .80952 | 13 | 0-0-0 | 229 | 32 | 38 | .56406 | 38 | 3 | 3 |
| <hr/> | | | | | | | | | | | | |
| TOTALS | RPI 1-25 | RPI 26-50 | | W-L RECORDS | | RPI 51-100 | | RPI 101-150 | | RPI 150+ | | |
| 25-15-0 | 3-7-0 | 1-2-0 | | OVERALL | | 8-4-0 | | 4-0-0 | | 9-2-0 | | |
| 15-6-0 | 2-4-0 | 0-0-0 | | HOME | | 4-2-0 | | 3-0-0 | | 6-0-0 | | |
| 8-9-0 | 1-3-0 | 1-2-0 | | AWAY | | 3-2-0 | | 0-0-0 | | 3-2-0 | | |
| 2-0-0 | 0-0-0 | 0-0-0 | | NEUTRAL | | 1-0-0 | | 1-0-0 | | 0-0-0 | | |
| 17-4-0 | 2-1-0 | 0-0-0 | | NON-CONFERENCE | | 2-1-0 | | 4-0-0 | | 9-2-0 | | |
| 11-1-0 | 2-1-0 | 0-0-0 | | HOME | | 0-0-0 | | 3-0-0 | | 6-0-0 | | |
| 4-3-0 | 0-0-0 | 0-0- | | AWAY | | 1-1-0 | | 0-0-0 | | 3-2-0 | | |
| 2-0-0 | 0-0-0 | 0-0-0 | | NEUTRAL | | 1-0-0 | | 1-0-0 | | 0-0-0 | | |
| 8-11-0 | 1-6-0 | 1-2-0 | | CONFERENCE | | 6-3-0 | | 0-0-0 | | 0-0-0 | | |
| 4-5-0 | 0-3-0 | 0-0-0 | | HOME | | 4-2-0 | | 0-0-0 | | 0-0-0 | | |
| 4-6-0 | 1-3-0 | 1-2-0 | | AWAY | | 2-1-0 | | 0-0-0 | | 0-0-0 | | |
| 0-0-0 | 0-0-0 | 0-0-0 | | NEUTRAL | | 0-0-0 | | 0-0-0 | | 0-0-0 | | |
| RPI | S | Opponent | Score | RPI | S | Opponent | Score | RPI | S | Opponent | Score | |
| 1 | A | Oregon St. | 1 4 | 49 | A | Utah | 1 13 | 52 | H | Washington | 4 3 | |
| 12 | H | Stanford | 5 8 | 49 | A | Utah | 5 11 | 52 | H | Washington | 3 12 | |
| 12 | H | Stanford | 3 4 | 49 | A | Utah | 11 1 | 52 | H | Washington | 1 0 | |
| 12 | H | Stanford | 4 10 | | | | | 54 | A | San Diego | 2 7 | |
| 13 | A | Arizona | 4 18 | | | | | 58 | A | BYU | 9 6 | |
| 13 | A | Arizona | 8 4 | | | | | 70 | N | Seton Hall | 1 0 | |
| 13 | A | Arizona | 4 5 | | | | | 73 | A | California | 7 1 | |
| 17 | H | Mississippi St. | 4 5 | | | | | 73 | A | California | 13 2 | |
| 17 | H | Mississippi St. | 1 0 | | | | | 73 | A | California | 1 4 | |
| 17 | H | Mississippi St. | 6 5 | | | | | 96 | H | Arizona St. | 2 0 | |
| | | | | | | | | 96 | H | Arizona St. | 3 2 | |
| | | | | | | | | 96 | H | Arizona St. | 3 4 | |
| | | | | | | | | | | | | |
| | | | | | | | | | | | | |
| | | | | | | | | | | | | |
| | | | | | | | | | | | | |
| | | | | | | | | | | | | |
| | | | | | | | | | | | | |
| | | | | | | | | | | | | |
| | | | | | | | | | | | | |
| | | | | | | | | | | | | |
| | | | | | | | | | | | | |
| | | | | | | | | | | | | |
| | | | | | | | | | | | | |
| | | | | | | | | | | | | |
| | | | | | | | | | | | | |
| | | | | | | | | | | | | |
| | | | | | | | | | | | | |
| | | | | | | | | | | | | |
| | | | | | | | | | | | | |
| | | | | | | | | | | | | |
| | | | | | | | | | | | | |
| | | | | | | | | | | | | |
| | | | | | | | | | | | | |
| | | | | | | | | | | | | |
| | | | | | | | | | | | | |
| | | | | | | | | | | | | |
| | | | | | | | | | | | | |
| | | | | | | | | | | | | |
| | | | | | | | | | | | | |
| | | | | | | | | | | | | |
| | | | | | | | | | | | | |
| | | | | | | | | | | | | |
| | | | | | | | | | | | | |
| | | | | | | | | | | | | |
| | | | | | | | | | | | | |
| | | | | | | | | | | | | |
| | | | | | | | | | | | | |
| | | | | | | | | | | | | |
| | | | | | | | | | | | | |
| | | | | | | | | | | | | |
| | | | | | | | | | | | | |
| | | | | | | | | | | | | |
| | | | | | | | | | | | | |
| | | | | | | | | | | | | |
| | | | | | | | | | | | | |
| | | | | | | | | | | | | |
| | | | | | | | | | | | | |
| | | | | | | | | | | | | |
| | | | | | | | | | | | | |
| | | | | | | | | | | | | |
| | | | | | | | | | | | | |
| | | | | | | | | | | | | |
| | | | | | | | | | | | | |
| | | | | | | | | | | | | |
| | | | | | | | | | | | | |
| | | | | | | | | | | | | |
| | | | | | | | | | | | | |
| | | | | | | | | | | | | |
| | | | | | | | | | | | | |
| | | | | | | | | | | | | |
| | | | | | | | | | | | | |
| | | | | | | | | | | | | |
| | | | | | | | | | | | | |
| | | | | | | | | | | | | |
| | | | | | | | | | | | | |
| | | | | | | | | | | | | |

Non-Div. I Games:

Oregon

| Average RPI Win: | | 116 | WON-LOST | WINNING | LAST 10 | STRENGTH OF | | OPP. STRENGTH | TEAM | ADJ | | CONF. | ADJ CONF. |
|-------------------|----------|----------|-----------|------------|----------------|-------------|-----------------|---------------|-------------|--------------|----------|--------|-----------|
| Average RPI Loss: | | 97 | RECORD | PCT. RANK | GAMES | SCHEDULE | | OF SCHEDULE | RPI | RPI | | RPI | RPI |
| DIV. I ONLY | | | 29-13-1 | .68605 | 29 | 6-4-0 | | 141 | 16 | 62 | | .55066 | 62 |
| DIV. I NON-CONF. | | | 14-7-1 | .65909 | 55 | 1-1-0 | | 171 | 8 | 90 | | .53052 | 90 |
| TOTALS | | RPI 1-25 | RPI 26-50 | | W-L RECORDS | | RPI 51-100 | | RPI 101-150 | | RPI 150+ | | |
| 29-13-1 | | 1-1-1 | 3-1-0 | | OVERALL | | 9-5-0 | | 8-4-0 | | 8-2-0 | | |
| 22-6-1 | | 1-1-1 | 0-0-0 | | HOME | | 8-2-0 | | 7-2-0 | | 6-1-0 | | |
| 7-7-0 | | 0-0-0 | 3-1-0 | | AWAY | | 1-3-0 | | 1-2-0 | | 2-1-0 | | |
| 0-0-0 | | 0-0-0 | 0-0-0 | | NEUTRAL | | 0-0-0 | | 0-0-0 | | 0-0-0 | | |
| 14-7-1 | | 1-1-1 | 1-0-0 | | NON-CONFERENCE | | 4-4-0 | | 2-1-0 | | 6-1-0 | | |
| 12-4-1 | | 1-1-1 | 0-0-0 | | HOME | | 3-1-0 | | 2-1-0 | | 6-1-0 | | |
| 2-3-0 | | 0-0-0 | 1-0- | | AWAY | | 1-3-0 | | 0-0-0 | | 0-0-0 | | |
| 0-0-0 | | 0-0-0 | 0-0-0 | | NEUTRAL | | 0-0-0 | | 0-0-0 | | 0-0-0 | | |
| 15-6-0 | | 0-0-0 | 2-1-0 | | CONFERENCE | | 5-1-0 | | 6-3-0 | | 2-1-0 | | |
| 10-2-0 | | 0-0-0 | 0-0-0 | | HOME | | 5-1-0 | | 5-1-0 | | 0-0-0 | | |
| 5-4-0 | | 0-0-0 | 2-1-0 | | AWAY | | 0-0-0 | | 1-2-0 | | 2-1-0 | | |
| 0-0-0 | | 0-0-0 | 0-0-0 | | NEUTRAL | | 0-0-0 | | 0-0-0 | | 0-0-0 | | |
| RPI S | Opponent | Score | RPI S | Opponent | Score | RPI S | Opponent | Score | RPI S | Opponent | Score | | |
| 24 H | Indiana | 4 8 | 34 A | UCF | 8 3 | 66 A | FGCU | 5 7 | 108 H | Marshall | 0 7 | | |
| 24 H | Indiana | 6 6 | 47 A | Charlotte | 5 11 | 66 H | FGCU | 13 1 | 108 H | Marshall | 12 6 | | |
| 24 H | Indiana | 6 2 | 47 A | Charlotte | 13 10 | 69 A | Miami (FL) | 2 8 | 108 H | Marshall | 7 3 | | |
| | | | 47 A | Charlotte | 7 4 | 69 A | Miami (FL) | 5 7 | 110 H | Middle Tenn. | 7 6 | | |
| | | | | | | 69 H | Miami (FL) | 2 5 | 110 H | Middle Tenn. | 10 1 | | |
| | | | | | | 75 H | Rice | 3 2 | 110 H | Middle Tenn. | 7 6 | | |
| | | | | | | 75 H | Rice | 4 5 | 115 A | UTSA | 0 6 | | |
| | | | | | | 75 H | Rice | 8 2 | 115 A | UTSA | 10 0 | | |
| | | | | | | 80 H | FIU | 4 3 | 115 A | UTSA | 6 9 | | |
| | | | | | | 80 H | FIU | 9 8 | 131 H | Illinois | 4 14 | | |
| | | | | | | 80 H | FIU | 10 1 | 131 H | Illinois | 11 10 | | |
| | | | | | | 81 A | Bethune-Cookman | 12 6 | 131 H | Illinois | 16 2 | | |
| | | | | | | 81 H | Bethune-Cookman | 9 6 | 186 H | Toledo | 11 8 | | |
| | | | | | | 87 H | Rutgers | 14 2 | 186 H | Toledo | 10 3 | | |
| | | | | | | | | | 186 H | Toledo | 4 6 | | |
| | | | | | | | | | 189 A | UAB | 6 3 | | |
| | | | | | | | | | 189 A | UAB | 2 6 | | |
| | | | | | | | | | 189 A | UAB | 9 5 | | |
| | | | | | | | | | 203 H | Monmouth | 16 5 | | |
| | | | | | | | | | 203 H | Monmouth | 12 10 | | |
| | | | | | | | | | 203 H | Monmouth | 6 1 | | |
| | | | | | | | | | 211 H | Maine | 11 3 | | |
| LAST 10 GAMES | | | | | | | | | | | | | |
| 80 H | FIU | 10 1 | 115 A | UTSA | 0 6 | | | | | | | | |
| 80 H | FIU | 9 8 | 115 A | UTSA | 6 9 | | | | | | | | |
| 80 H | FIU | 4 3 | 69 A | Miami (FL) | 2 8 | | | | | | | | |
| 66 H | FGCU | 13 1 | 108 H | Marshall | 0 7 | | | | | | | | |
| 115 A | UTSA | 10 0 | 108 H | Marshall | 12 6 | | | | | | | | |

Non-Div. I Games:

Fla. Atlantic

UCLA

| Average RPI Win: | 79 | WON-LOST | WINNING | LAST 10 | STRENGTH OF | OPP. STRENGTH | TEAM | ADJ | CONF. | ADJ CONF. | | |
|-------------------|----------|----------------|-----------|----------------|-------------|-------------------|-------|-------------|--------|---------------------|-------|---|
| Average RPI Loss: | 66 | RECORD | PCT. RANK | GAMES | SCHEDULE | OF SCHEDULE | RPI | RPI | RPI | RPI | | |
| DIV. I ONLY | | 21-20-0 | .5122 | 130 | 6-4-0 | 6 | 24 | 63 | .54768 | 63 | 4 | 4 |
| DIV. I NON-CONF. | | 11-11-0 | .5 | 145 | 4-2-0 | 24 | 61 | 111 | .51786 | 111 | 3 | 3 |
| <hr/> | | | | | | | | | | | | |
| TOTALS | RPI 1-25 | RPI 26-50 | | W-L RECORDS | | RPI 51-100 | | RPI 101-150 | | RPI 150+ | | |
| 21-20-0 | 6-8-0 | 2-0-0 | | OVERALL | | 8-6-0 | | 2-5-0 | | 3-1-0 | | |
| 16-12-0 | 3-4-0 | 2-0-0 | | HOME | | 6-4-0 | | 2-4-0 | | 3-0-0 | | |
| 5-6-0 | 3-4-0 | 0-0-0 | | AWAY | | 2-1-0 | | 0-0-0 | | 0-1-0 | | |
| 0-2-0 | 0-0-0 | 0-0-0 | | NEUTRAL | | 0-1-0 | | 0-1-0 | | 0-0-0 | | |
| 11-11-0 | 2-3-0 | 2-0-0 | | NON-CONFERENCE | | 2-2-0 | | 2-5-0 | | 3-1-0 | | |
| 10-6-0 | 1-0-0 | 2-0-0 | | HOME | | 2-2-0 | | 2-4-0 | | 3-0-0 | | |
| 1-4-0 | 1-3-0 | 0-0- | | AWAY | | 0-0-0 | | 0-0-0 | | 0-1-0 | | |
| 0-1-0 | 0-0-0 | 0-0-0 | | NEUTRAL | | 0-0-0 | | 0-1-0 | | 0-0-0 | | |
| 10-9-0 | 4-5-0 | 0-0-0 | | CONFERENCE | | 6-4-0 | | 0-0-0 | | 0-0-0 | | |
| 6-6-0 | 2-4-0 | 0-0-0 | | HOME | | 4-2-0 | | 0-0-0 | | 0-0-0 | | |
| 4-2-0 | 2-1-0 | 0-0-0 | | AWAY | | 2-1-0 | | 0-0-0 | | 0-0-0 | | |
| 0-1-0 | 0-0-0 | 0-0-0 | | NEUTRAL | | 0-1-0 | | 0-0-0 | | 0-0-0 | | |
| RPI | S | Opponent | Score | RPI | S | Opponent | Score | RPI | S | Opponent | Score | |
| 1 | H | Oregon St. | 1 2 | 30 | H | Michigan | 1 0 | 52 | H | Washington | 3 6 | |
| 1 | H | Oregon St. | 7 1 | 40 | H | Cal St. Fullerton | 9 7 | 52 | H | Washington | 3 7 | |
| 1 | H | Oregon St. | 2 4 | | | | | 52 | H | Washington | 6 5 | |
| 12 | A | Stanford | 2 0 | | | | | 54 | H | San Diego | 1 3 | |
| 12 | A | Stanford | 7 6 | | | | | 73 | H | California | 9 4 | |
| 12 | A | Stanford | 3 5 | | | | | 73 | H | California | 20 0 | |
| 13 | H | Arizona | 8 7 | | | | | 73 | H | California | 9 5 | |
| 13 | H | Arizona | 3 4 | | | | | 78 | H | Gonzaga | 1 2 | |
| 13 | H | Arizona | 4 19 | | | | | 78 | H | Gonzaga | 5 4 | |
| 22 | A | Texas | 2 5 | | | | | 78 | H | Gonzaga | 6 1 | |
| 22 | A | Texas | 4 5 | | | | | 79 | N | Southern California | 3 4 | |
| 22 | A | Texas | 5 10 | | | | | 96 | A | Arizona St. | 9 3 | |
| 23 | A | Long Beach St. | 5 1 | | | | | 96 | A | Arizona St. | 4 5 | |
| 23 | H | Long Beach St. | 2 1 | | | | | 96 | A | Arizona St. | 17 4 | |
| | | | | | | | | | | | | |
| | | | | | | | | | | | | |
| | | | | | | | | | | | | |
| | | | | | | | | | | | | |
| | | | | | | | | | | | | |
| | | | | | | | | | | | | |
| | | | | | | | | | | | | |
| | | | | | | | | | | | | |
| | | | | | | | | | | | | |
| | | | | | | | | | | | | |
| | | | | | | | | | | | | |
| | | | | | | | | | | | | |
| | | | | | | | | | | | | |
| | | | | | | | | | | | | |
| | | | | | | | | | | | | |
| | | | | | | | | | | | | |
| | | | | | | | | | | | | |
| | | | | | | | | | | | | |
| | | | | | | | | | | | | |
| | | | | | | | | | | | | |
| | | | | | | | | | | | | |
| | | | | | | | | | | | | |
| | | | | | | | | | | | | |
| | | | | | | | | | | | | |
| | | | | | | | | | | | | |
| | | | | | | | | | | | | |
| | | | | | | | | | | | | |
| | | | | | | | | | | | | |
| | | | | | | | | | | | | |
| | | | | | | | | | | | | |
| | | | | | | | | | | | | |
| | | | | | | | | | | | | |
| | | | | | | | | | | | | |
| | | | | | | | | | | | | |
| | | | | | | | | | | | | |
| | | | | | | | | | | | | |
| | | | | | | | | | | | | |
| | | | | | | | | | | | | |
| | | | | | | | | | | | | |
| | | | | | | | | | | | | |
| | | | | | | | | | | | | |
| | | | | | | | | | | | | |
| | | | | | | | | | | | | |
| | | | | | | | | | | | | |
| | | | | | | | | | | | | |
| | | | | | | | | | | | | |
| | | | | | | | | | | | | |
| | | | | | | | | | | | | |
| | | | | | | | | | | | | |
| | | | | | | | | | | | | |
| | | | | | | | | | | | | |
| | | | | | | | | | | | | |
| | | | | | | | | | | | | |
| | | | | | | | | | | | | |
| | | | | | | | | | | | | |
| | | | | | | | | | | | | |
| | | | | | | | | | | | | |
| | | | | | | | | | | | | |
| | | | | | | | | | | | | |
| | | | | | | | | | | | | |
| | | | | | | | | | | | | |
| | | | | | | | | | | | | |
| | | | | | | | | | | | | |
| | | | | | | | | | | | | |
| | | | | | | | | | | | | |
| | | | | | | | | | | | | |
| | | | | | | | | | | | | |
| | | | | | | | | | | | | |
| | | | | | | | | | | | | |
| | | | | | | | | | | | | |
| | | | | | | | | | | | | |
| | | | | | | | | | | | | |
| | | | | | | | | | | | | |
| | | | | | | | | | | | | |
| | | | | | | | | | | | | |
| | | | | | | | | | | | | |
| | | | | | | | | | | | | |
| | | | | | | | | | | | | |
| | | | | | | | | | | | | |
| | | | | | | | | | | | | |
| | | | | | | | | | | | | |
| | | | | | | | | | | | | |
| | | | | | | | | | | | | |
| | | | | | | | | | | | | |
| | | | | | | | | | | | | |
| | | | | | | | | | | | | |
| | | | | | | | | | | | | |
| | | | | | | | | | | | | |
| | | | | | | | | | | | | |
| | | | | | | | | | | | | |
| | | | | | | | | | | | | |
| | | | | | | | | | | | | |
| | | | | | | | | | | | | |
| | | | | | | | | | | | | |
| | | | | | | | | | | | | |
| | | | | | | | | | | | | |
| | | | | | | | | | | | | |
| | | | | | | | | | | | | |
| | | | | | | | | | | | | |
| | | | | | | | | | | | | |
| | | | | | | | | | | | | |
| | | | | | | | | | | | | |
| | | | | | | | | | | | | |

Non-Div. I Games:

UCLA

| Average RPI Win: | | 153 | WON-LOST RECORD | | WINNING PCT. RANK | | LAST 10 GAMES | | STRENGTH OF SCHEDULE | | OPP. STRENGTH OF SCHEDULE | | TEAM RPI | | ADJ RPI | | CONF. RPI | | ADJ CONF. RPI | | | | |
|-------------------|---|----------------|-----------------|-----------|-------------------|----------------|---------------|-----------------|----------------------|-------------|---------------------------|----------|----------|--------------------|-----------|-------|-----------|-----|---------------|--------------------|----|----|--|
| Average RPI Loss: | | 77 | | | | | | | | | | | | | | | | | | | | | |
| DIV. I ONLY | | | 27-16-1 | | .625 59 | | 6-4-0 | | 64 | | 100 | | 64 | | .54535 64 | | 9 | | 9 | | | | |
| DIV. I NON-CONF. | | | 14-9-0 | | .6087 75 | | 1-0-0 | | 87 | | 46 | | 95 | | .52764 95 | | 10 | | 10 | | | | |
| TOTALS | | RPI 1-25 | | RPI 26-50 | | W-L RECORDS | | RPI 51-100 | | RPI 101-150 | | RPI 150+ | | | | | | | | | | | |
| 27-16-1 | | 0-5-0 | | 2-2-0 | | OVERALL | | 3-3-1 | | 7-3-0 | | 15-3-0 | | | | | | | | | | | |
| 18-11-1 | | 0-3-0 | | 0-1-0 | | HOME | | 3-3-1 | | 7-3-0 | | 8-1-0 | | | | | | | | | | | |
| 9-5-0 | | 0-2-0 | | 2-1-0 | | AWAY | | 0-0-0 | | 0-0-0 | | 7-2-0 | | | | | | | | | | | |
| 0-0-0 | | 0-0-0 | | 0-0-0 | | NEUTRAL | | 0-0-0 | | 0-0-0 | | 0-0-0 | | | | | | | | | | | |
| 14-9-0 | | 0-5-0 | | 0-1-0 | | NON-CONFERENCE | | 1-0-0 | | 5-2-0 | | 8-1-0 | | | | | | | | | | | |
| 11-7-0 | | 0-3-0 | | 0-1-0 | | HOME | | 1-0-0 | | 5-2-0 | | 5-1-0 | | | | | | | | | | | |
| 3-2-0 | | 0-2-0 | | 0-0- | | AWAY | | 0-0-0 | | 0-0-0 | | 3-0-0 | | | | | | | | | | | |
| 0-0-0 | | 0-0-0 | | 0-0-0 | | NEUTRAL | | 0-0-0 | | 0-0-0 | | 0-0-0 | | | | | | | | | | | |
| 13-7-1 | | 0-0-0 | | 2-1-0 | | CONFERENCE | | 2-3-1 | | 2-1-0 | | 7-2-0 | | | | | | | | | | | |
| 7-4-1 | | 0-0-0 | | 0-0-0 | | HOME | | 2-3-1 | | 2-1-0 | | 3-0-0 | | | | | | | | | | | |
| 6-3-0 | | 0-0-0 | | 2-1-0 | | AWAY | | 0-0-0 | | 0-0-0 | | 4-2-0 | | | | | | | | | | | |
| 0-0-0 | | 0-0-0 | | 0-0-0 | | NEUTRAL | | 0-0-0 | | 0-0-0 | | 0-0-0 | | | | | | | | | | | |
| RPI | S | Opponent | | Score | | RPI | S | Opponent | | Score | | RPI | S | Opponent | | Score | | | | | | | |
| 2 | A | North Carolina | | 6 | 7 | 36 | H | St. John's (NY) | | 4 | 7 | 57 | H | Louisiana | | 7 | 7 | 101 | H | Troy | 5 | 4 | |
| 8 | A | Wake Forest | | 9 | 19 | 43 | A | South Ala. | | 11 | 9 | 57 | H | Louisiana | | 9 | 8 | 101 | H | Troy | 11 | 8 | |
| 8 | H | Wake Forest | | 8 | 13 | 43 | A | South Ala. | | 3 | 4 | 57 | H | Louisiana | | 0 | 1 | 101 | H | Troy | 0 | 4 | |
| 11 | H | West Virginia | | 9 | 22 | 43 | A | South Ala. | | 4 | 3 | 84 | H | Winthrop | | 8 | 3 | 109 | H | Western Caro. | 4 | 5 | |
| 11 | H | West Virginia | | 1 | 4 | | | | | | | 85 | H | Ga. Southern | | 2 | 3 | 131 | H | Illinois | 3 | 2 | |
| | | | | | | | | | | | | 85 | H | Ga. Southern | | 6 | 7 | 131 | H | Illinois | 6 | 0 | |
| | | | | | | | | | | | | 85 | H | Ga. Southern | | 6 | 5 | 131 | H | Illinois | 6 | 7 | |
| | | | | | | | | | | | | | | | | | | 132 | H | San Francisco | 7 | 5 | |
| | | | | | | | | | | | | | | | | | | 132 | H | San Francisco | 6 | 1 | |
| | | | | | | | | | | | | | | | | | | 142 | H | Ball St. | 1 | 0 | |
| | | | | | | | | | | | | | | | | | | 151 | A | Col. of Charleston | 8 | 5 | |
| | | | | | | | | | | | | | | | | | | 151 | H | Col. of Charleston | 16 | 7 | |
| | | | | | | | | | | | | | | | | | | 164 | A | Texas St. | 4 | 5 | |
| | | | | | | | | | | | | | | | | | | 164 | A | Texas St. | 4 | 3 | |
| | | | | | | | | | | | | | | | | | | 164 | A | Texas St. | 7 | 10 | |
| | | | | | | | | | | | | | | | | | | 176 | A | UNCW | 4 | 1 | |
| | | | | | | | | | | | | | | | | | | 176 | H | UNCW | 13 | 2 | |
| | | | | | | | | | | | | | | | | | | 187 | H | Arkansas St. | 5 | 0 | |
| | | | | | | | | | | | | | | | | | | 187 | H | Arkansas St. | 11 | 6 | |
| | | | | | | | | | | | | | | | | | | 187 | H | Arkansas St. | 6 | 1 | |
| | | | | | | | | | | | | | | | | | | 196 | H | George Mason | 9 | 8 | |
| | | | | | | | | | | | | | | | | | | 217 | H | Albany (NY) | 14 | 0 | |
| | | | | | | | | | | | | | | | | | | 223 | H | James Madison | 3 | 11 | |
| | | | | | | | | | | | | | | | | | | 224 | A | Georgia St. | 8 | 5 | |
| | | | | | | | | | | | | | | | | | | 224 | A | Georgia St. | 17 | 0 | |
| | | | | | | | | | | | | | | | | | | 224 | A | Georgia St. | 4 | 0 | |
| | | | | | | | | | | | | | | | | | | 235 | A | The Citadel | 9 | 6 | |
| | | | | | | LAST 10 GAMES | | | | | | | | | | | | | | | | | |
| | | | | | | 101 | H | Troy | | 11 | 8 | 85 | H | Ga. Southern | | 6 | 5 | 223 | H | James Madison | 3 | 11 | |
| | | | | | | 101 | H | Troy | | 5 | 4 | 151 | A | Col. of Charleston | | 8 | 5 | 224 | A | Georgia St. | 8 | 5 | |
| | | | | | | 101 | H | Troy | | 0 | 4 | 43 | A | South Ala. | | 3 | 4 | 224 | A | Georgia St. | 17 | 0 | |
| | | | | | | 85 | H | Ga. Southern | | 2 | 3 | 43 | A | South Ala. | | 11 | 9 | 224 | A | Georgia St. | 4 | 0 | |
| | | | | | | 85 | H | Ga. Southern | | 6 | 7 | 43 | A | South Ala. | | 4 | 3 | 235 | A | The Citadel | 9 | 6 | |

Non-Div. I Games:

Coastal Caro.

| RPI | S | Opponent | Score | |
|-----|---|----------|-------|---|
| 260 | H | Richmond | 8 | 5 |

Coastal Caro.

C
o
a
s
t
a
l
C
a
r
o
.

C
o
a
s
t
a
l
C
a
r
o
.

| Average RPI Win: | 143 | WON-LOST | WINNING | LAST 10 | STRENGTH OF | OPP. STRENGTH | TEAM | ADJ | CONF. | ADJ CONF. | |
|-------------------|--|-----------|-----------|----------------|-------------|---------------|-------|-------------|-------|---------------------|-------|
| Average RPI Loss: | 100 <th>RECORD</th> <th>PCT. RANK</th> <th>GAMES</th> <th>SCHEDULE</th> <th>OF SCHEDULE</th> <th>RPI</th> <th>RPI</th> <th>RPI</th> <th>RPI</th> | RECORD | PCT. RANK | GAMES | SCHEDULE | OF SCHEDULE | RPI | RPI | RPI | RPI | |
| DIV. I ONLY | 30-14-0 | .68182 | 30 | 8-2-0 | 140 | 66 | 65 | .54321 | 65 | 13 | 13 |
| DIV. I NON-CONF. | 14-9-0 | .6087 | 75 | 1-0-0 | 169 | 15 | 109 | .5208 | 109 | 11 | 11 |
| <hr/> | | | | | | | | | | | |
| TOTALS | RPI 1-25 | RPI 26-50 | | W-L RECORDS | | RPI 51-100 | | RPI 101-150 | | RPI 150+ | |
| 30-14-0 | 0-0-0 | 0-2-0 | | OVERALL | | 9-5-0 | | 10-6-0 | | 11-1-0 | |
| 17-10-0 | 0-0-0 | 0-2-0 | | HOME | | 5-3-0 | | 5-4-0 | | 7-1-0 | |
| 13-4-0 | 0-0-0 | 0-0-0 | | AWAY | | 4-2-0 | | 5-2-0 | | 4-0-0 | |
| 0-0-0 | 0-0-0 | 0-0-0 | | NEUTRAL | | 0-0-0 | | 0-0-0 | | 0-0-0 | |
| 14-9-0 | 0-0-0 | 0-2-0 | | NON-CONFERENCE | | 3-2-0 | | 8-5-0 | | 3-0-0 | |
| 8-7-0 | 0-0-0 | 0-2-0 | | HOME | | 1-1-0 | | 5-4-0 | | 2-0-0 | |
| 6-2-0 | 0-0-0 | 0-0- | | AWAY | | 2-1-0 | | 3-1-0 | | 1-0-0 | |
| 0-0-0 | 0-0-0 | 0-0-0 | | NEUTRAL | | 0-0-0 | | 0-0-0 | | 0-0-0 | |
| 16-5-0 | 0-0-0 | 0-0-0 | | CONFERENCE | | 6-3-0 | | 2-1-0 | | 8-1-0 | |
| 9-3-0 | 0-0-0 | 0-0-0 | | HOME | | 4-2-0 | | 0-0-0 | | 5-1-0 | |
| 7-2-0 | 0-0-0 | 0-0-0 | | AWAY | | 2-1-0 | | 2-1-0 | | 3-0-0 | |
| 0-0-0 | 0-0-0 | 0-0-0 | | NEUTRAL | | 0-0-0 | | 0-0-0 | | 0-0-0 | |
| RPI | S | Opponent | Score | RPI | S | Opponent | Score | RPI | S | Opponent | Score |
| | | | | 30 | H | Michigan | 2 14 | 52 | H | Washington | 7 8 |
| | | | | 41 | H | Tennessee | 4 8 | 54 | H | San Diego | 10 11 |
| | | | | | | | | 54 | H | San Diego | 10 3 |
| | | | | | | | | 54 | H | San Diego | 6 3 |
| | | | | | | | | 58 | H | BYU | 9 5 |
| | | | | | | | | 58 | H | BYU | 3 5 |
| | | | | | | | | 58 | H | BYU | 2 0 |
| | | | | | | | | 72 | A | Saint Mary's (CA) | 12 3 |
| | | | | | | | | 72 | A | Saint Mary's (CA) | 0 1 |
| | | | | | | | | 72 | A | Saint Mary's (CA) | 7 0 |
| | | | | | | | | 79 | H | Southern California | 4 3 |
| | | | | | | | | 96 | A | Arizona St. | 8 5 |
| | | | | | | | | 96 | A | Arizona St. | 3 2 |
| | | | | | | | | 96 | A | Arizona St. | 1 2 |
| | | | | | | | | | | | |
| | | | | | | | | | | | |
| | | | | | | | | | | | |
| | | | | | | | | | | | |
| | | | | | | | | | | | |
| | | | | | | | | | | | |
| | | | | | | | | | | | |
| | | | | | | | | | | | |
| | | | | | | | | | | | |
| | | | | | | | | | | | |
| | | | | | | | | | | | |
| | | | | | | | | | | | |
| | | | | | | | | | | | |
| | | | | | | | | | | | |
| | | | | | | | | | | | |
| | | | | | | | | | | | |
| | | | | | | | | | | | |
| | | | | | | | | | | | |
| | | | | | | | | | | | |
| | | | | | | | | | | | |
| | | | | | | | | | | | |
| | | | | | | | | | | | |
| | | | | | | | | | | | |
| | | | | | | | | | | | |
| | | | | | | | | | | | |
| | | | | | | | | | | | |
| | | | | | | | | | | | |
| | | | | | | | | | | | |
| | | | | | | | | | | | |
| | | | | | | | | | | | |
| | | | | | | | | | | | |
| | | | | | | | | | | | |
| | | | | | | | | | | | |
| | | | | | | | | | | | |
| | | | | | | | | | | | |
| | | | | | | | | | | | |
| | | | | | | | | | | | |
| | | | | | | | | | | | |
| | | | | | | | | | | | |
| | | | | | | | | | | | |
| | | | | | | | | | | | |
| | | | | | | | | | | | |
| | | | | | | | | | | | |
| | | | | | | | | | | | |
| | | | | | | | | | | | |
| | | | | | | | | | | | |
| | | | | | | | | | | | |
| | | | | | | | | | | | |
| | | | | | | | | | | | |
| | | | | | | | | | | | |
| | | | | | | | | | | | |
| | | | | | | | | | | | |
| | | | | | | | | | | | |
| | | | | | | | | | | | |
| | | | | | | | | | | | |
| | | | | | | | | | | | |
| | | | | | | | | | | | |
| | | | | | | | | | | | |
| | | | | | | | | | | | |
| | | | | | | | | | | | |
| | | | | | | | | | | | |
| | | | | | | | | | | | |
| | | | | | | | | | | | |
| | | | | | | | | | | | |

Non-Div. I Games:

Loyola Marymount

Loyola Marymount

| Average RPI Win: 176 | | WON-LOST | WINNING | LAST 10 | STRENGTH OF | OPP. STRENGTH | TEAM | ADJ | CONF. | ADJ CONF. | | | | | | | | | | |
|-----------------------|---|----------|-----------|-----------|-------------|----------------|------|-----------------|--------|-------------|----|----------|---|----------------|---|-------------------|----|--|--|--|
| Average RPI Loss: 135 | | RECORD | PCT. RANK | GAMES | SCHEDULE | OF SCHEDULE | RPI | RPI | RPI | RPI | | | | | | | | | | |
| DIV. I ONLY | | 27-16-0 | .62791 | 57 | 8-2-0 | 149 | 183 | 67 | .54274 | 67 | 14 | 14 | | | | | | | | |
| DIV. I NON-CONF. | | 11-12-0 | .47826 | 171 | 2-0-0 | 111 | 210 | 97 | .52685 | 97 | 9 | 9 | | | | | | | | |
| <hr/> | | | | | | | | | | | | | | | | | | | | |
| TOTALS | | RPI 1-25 | | RPI 26-50 | | W-L RECORDS | | RPI 51-100 | | RPI 101-150 | | RPI 150+ | | | | | | | | |
| 27-16-0 | | 0-2-0 | | 0-0-0 | | OVERALL | | 0-0-0 | | 10-9-0 | | 17-5-0 | | | | | | | | |
| 9-3-0 | | 0-0-0 | | 0-0-0 | | HOME | | 0-0-0 | | 5-1-0 | | 4-2-0 | | | | | | | | |
| 14-12-0 | | 0-2-0 | | 0-0-0 | | AWAY | | 0-0-0 | | 5-8-0 | | 9-2-0 | | | | | | | | |
| 4-1-0 | | 0-0-0 | | 0-0-0 | | NEUTRAL | | 0-0-0 | | 0-0-0 | | 4-1-0 | | | | | | | | |
| 11-12-0 | | 0-2-0 | | 0-0-0 | | NON-CONFERENCE | | 0-0-0 | | 4-7-0 | | 7-3-0 | | | | | | | | |
| 1-1-0 | | 0-0-0 | | 0-0-0 | | HOME | | 0-0-0 | | 0-0-0 | | 1-1-0 | | | | | | | | |
| 6-10-0 | | 0-2-0 | | 0-0- | | AWAY | | 0-0-0 | | 4-7-0 | | 2-1-0 | | | | | | | | |
| 4-1-0 | | 0-0-0 | | 0-0-0 | | NEUTRAL | | 0-0-0 | | 0-0-0 | | 4-1-0 | | | | | | | | |
| 16-4-0 | | 0-0-0 | | 0-0-0 | | CONFERENCE | | 0-0-0 | | 6-2-0 | | 10-2-0 | | | | | | | | |
| 8-2-0 | | 0-0-0 | | 0-0-0 | | HOME | | 0-0-0 | | 5-1-0 | | 3-1-0 | | | | | | | | |
| 8-2-0 | | 0-0-0 | | 0-0-0 | | AWAY | | 0-0-0 | | 1-1-0 | | 7-1-0 | | | | | | | | |
| 0-0-0 | | 0-0-0 | | 0-0-0 | | NEUTRAL | | 0-0-0 | | 0-0-0 | | 0-0-0 | | | | | | | | |
| RPI | S | Opponent | | Score | | RPI | S | Opponent | | Score | | RPI | S | Opponent | | Score | | | | |
| 4 | A | Clemson | | 8 | 10 | | | | | | | 111 | A | William & Mary | | 6 | 7 | | | |
| 4 | A | Clemson | | 6 | 10 | | | | | | | 111 | A | William & Mary | | 3 | 10 | | | |
| | | | | | | | | | | | | 117 | A | Cornell | | 4 | 6 | | | |
| | | | | | | | | | | | | 117 | A | Cornell | | 7 | 2 | | | |
| | | | | | | | | | | | | 120 | H | Columbia | | 5 | 4 | | | |
| | | | | | | | | | | | | 120 | H | Columbia | | 6 | 3 | | | |
| | | | | | | | | | | | | 124 | A | New Mexico St. | | 5 | 18 | | | |
| | | | | | | | | | | | | 124 | A | New Mexico St. | | 3 | 7 | | | |
| | | | | | | | | | | | | 124 | A | New Mexico St. | | 3 | 1 | | | |
| | | | | | | | | | | | | 124 | A | New Mexico St. | | 5 | 16 | | | |
| | | | | | | | | | | | | 125 | H | Dartmouth | | 11 | 3 | | | |
| | | | | | | | | | | | | 125 | H | Dartmouth | | 8 | 0 | | | |
| | | | | | | | | | | | | 125 | H | Dartmouth | | 6 | 1 | | | |
| | | | | | | | | | | | | 125 | H | Dartmouth | | 2 | 7 | | | |
| | | | | | | | | | | | | 139 | A | Wofford | | 2 | 6 | | | |
| | | | | | | | | | | | | 139 | A | Wofford | | 17 | 8 | | | |
| | | | | | | 139 | A | Wofford | | 18 | 15 | | | | | | | | | |
| | | | | | | 139 | A | Wofford | | 2 | 3 | | | | | | | | | |
| | | | | | | 147 | A | Hartford | | 13 | 11 | | | | | | | | | |
| | | | | | | 168 | A | Fairfield | | 1 | 5 | | | | | | | | | |
| | | | | | | 170 | A | Princeton | | 8 | 0 | | | | | | | | | |
| | | | | | | 170 | A | Princeton | | 3 | 1 | | | | | | | | | |
| | | | | | | 181 | A | Harvard | | 7 | 12 | | | | | | | | | |
| | | | | | | 181 | A | Harvard | | 13 | 9 | | | | | | | | | |
| | | | | | | 181 | A | Harvard | | 4 | 2 | | | | | | | | | |
| | | | | | | 181 | A | Harvard | | 21 | 13 | | | | | | | | | |
| | | | | | | 192 | A | Stony Brook | | 13 | 3 | | | | | | | | | |
| <hr/> | | | | | | | | | | | | | | | | | | | | |
| LAST 10 GAMES | | | | | | | | | | | | | | | | | | | | |
| 214 A Brown | | | | | | 5 | 4 | 125 H Dartmouth | | | | | | 11 | 3 | 170 A Princeton | | | | |
| 214 A Brown | | | | | | 5 | 4 | 125 H Dartmouth | | | | | | 8 | 0 | 181 A Harvard | | | | |
| 214 H Brown | | | | | | 10 | 2 | 125 H Dartmouth | | | | | | 6 | 1 | 181 A Harvard | | | | |
| 214 H Brown | | | | | | 1 | 12 | 125 H Dartmouth | | | | | | 2 | 7 | 181 A Harvard | | | | |
| 226 A Fordham | | | | | | 8 | 4 | 249 H Iona | | | | | | 9 | 5 | 192 A Stony Brook | | | | |

Non-Div. I Games:

Yale

| RPI | S | Opponent | Score |
|-----|---|----------------|-------|
| 201 | H | Penn | 6 2 |
| 201 | H | Penn | 5 4 |
| 214 | A | Brown | 5 4 |
| 214 | A | Brown | 5 4 |
| 214 | H | Brown | 1 12 |
| 214 | H | Brown | 10 2 |
| 216 | N | Holy Cross | 4 3 |
| 216 | N | Holy Cross | 4 0 |
| 216 | N | Holy Cross | 7 1 |
| 216 | N | Holy Cross | 7 8 |
| 218 | N | Saint Joseph's | 13 9 |
| 226 | A | Fordham | 8 4 |
| 249 | H | Iona | 9 5 |
| 258 | H | Sacred Heart | 6 9 |

[illegible]

Non-Div. I Games:

Kent St.

| RPI | S | Opponent | Score | |
|-----|---|----------------|-------|----|
| 241 | A | Northern Ill. | 7 | 8 |
| 243 | N | Quinnipiac | 2 | 4 |
| 263 | A | Youngstown St. | 6 | 3 |
| 263 | H | Youngstown St. | 6 | 11 |
| 269 | A | Bowling Green | 3 | 9 |
| 269 | H | Bowling Green | 3 | 0 |

Kent St.

K
e
n
t
S
t
.

K
e
n
t
S
t
.

| Average RPI Win: 87 | | WON-LOST RECORD | | WINNING PCT. RANK | | LAST 10 GAMES | | STRENGTH OF SCHEDULE | | OPP. STRENGTH OF SCHEDULE | | TEAM RPI | | ADJ RPI | | CONF. RPI | | ADJ CONF. RPI | |
|---------------------|---|-----------------|--|-------------------|---|----------------|---|----------------------|--|---------------------------|---|----------|---|----------------|--|-----------|----|---------------|--|
| DIV. I ONLY | | 21-22-0 | | .48837 164 | | 7-3-0 | | 33 | | 4 | | 69 | | .54182 69 | | 3 | | 3 | |
| DIV. I NON-CONF. | | 9-11-0 | | .45 186 | | 2-1-0 | | 28 | | 24 | | 118 | | .51539 118 | | 4 | | 4 | |
| TOTALS | | RPI 1-25 | | RPI 26-50 | | W-L RECORDS | | RPI 51-100 | | RPI 101-150 | | RPI 150+ | | | | | | | |
| 21-22-0 | | 2-7-0 | | 2-3-0 | | OVERALL | | 10-8-0 | | 5-4-0 | | 2-0-0 | | | | | | | |
| 13-11-0 | | 1-2-0 | | 1-1-0 | | HOME | | 6-5-0 | | 3-3-0 | | 2-0-0 | | | | | | | |
| 8-11-0 | | 1-5-0 | | 1-2-0 | | AWAY | | 4-3-0 | | 2-1-0 | | 0-0-0 | | | | | | | |
| 0-0-0 | | 0-0-0 | | 0-0-0 | | NEUTRAL | | 0-0-0 | | 0-0-0 | | 0-0-0 | | | | | | | |
| 9-11-0 | | 0-3-0 | | 0-0-0 | | NON-CONFERENCE | | 6-6-0 | | 1-2-0 | | 2-0-0 | | | | | | | |
| 7-6-0 | | 0-0-0 | | 0-0-0 | | HOME | | 4-4-0 | | 1-2-0 | | 2-0-0 | | | | | | | |
| 2-5-0 | | 0-3-0 | | 0-0- | | AWAY | | 2-2-0 | | 0-0-0 | | 0-0-0 | | | | | | | |
| 0-0-0 | | 0-0-0 | | 0-0-0 | | NEUTRAL | | 0-0-0 | | 0-0-0 | | 0-0-0 | | | | | | | |
| 12-11-0 | | 2-4-0 | | 2-3-0 | | CONFERENCE | | 4-2-0 | | 4-2-0 | | 0-0-0 | | | | | | | |
| 6-5-0 | | 1-2-0 | | 1-1-0 | | HOME | | 2-1-0 | | 2-1-0 | | 0-0-0 | | | | | | | |
| 6-6-0 | | 1-2-0 | | 1-2-0 | | AWAY | | 2-1-0 | | 2-1-0 | | 0-0-0 | | | | | | | |
| 0-0-0 | | 0-0-0 | | 0-0-0 | | NEUTRAL | | 0-0-0 | | 0-0-0 | | 0-0-0 | | | | | | | |
| RPI | S | Opponent | | Score | | RPI | S | Opponent | | Score | | RPI | S | Opponent | | Score | | | |
| 2 | A | North Carolina | | 3 | 6 | 28 | H | Florida St. | | 3 | 6 | 55 | H | Georgia Tech | | 17 | 7 | | |
| 2 | A | North Carolina | | 6 | 2 | 28 | H | Florida St. | | 5 | 4 | 55 | H | Georgia Tech | | 10 | 8 | | |
| 2 | A | North Carolina | | 2 | 7 | 45 | A | North Carolina St. | | 2 | 5 | 55 | H | Georgia Tech | | 5 | 7 | | |
| 6 | A | Florida | | 2 | 6 | 45 | A | North Carolina St. | | 3 | 5 | 62 | A | Fla. Atlantic | | 5 | 2 | | |
| 6 | A | Florida | | 0 | 2 | 45 | A | North Carolina St. | | 7 | 5 | 62 | H | Fla. Atlantic | | 8 | 2 | | |
| 6 | A | Florida | | 0 | 1 | | | | | | | 62 | H | Fla. Atlantic | | 7 | 5 | | |
| 8 | H | Wake Forest | | 1 | 2 | | | | | | | 66 | A | FGCU | | 0 | 3 | | |
| 8 | H | Wake Forest | | 0 | 9 | | | | | | | 66 | H | FGCU | | 4 | 5 | | |
| 8 | H | Wake Forest | | 5 | 1 | | | | | | | 80 | A | FIU | | 8 | 7 | | |
| | | | | | | | | | | | | 80 | A | FIU | | 2 | 3 | | |
| | | | | | | | | | | | | 80 | H | FIU | | 4 | 5 | | |
| | | | | | | | | | | | | 80 | H | FIU | | 1 | 12 | | |
| | | | | | | | | | | | | 87 | H | Rutgers | | 6 | 17 | | |
| | | | | | | | | | | | | 87 | H | Rutgers | | 3 | 0 | | |
| | | | | | | | | | | | | 87 | H | Rutgers | | 8 | 4 | | |
| | | | | | | | | | | | | 98 | A | Boston College | | 3 | 0 | | |
| | | | | | | | | | | | | 98 | A | Boston College | | 14 | 5 | | |
| | | | | | | | | | | | | 98 | A | Boston College | | 2 | 9 | | |
| LAST 10 GAMES | | | | | | | | | | | | | | | | | | | |
| | | | | | | 98 | A | Boston College | | 2 | 9 | 28 | H | Florida St. | | 5 | 4 | | |
| | | | | | | 98 | A | Boston College | | 14 | 5 | 28 | H | Florida St. | | 3 | 6 | | |
| | | | | | | 98 | A | Boston College | | 3 | 0 | 62 | H | Fla. Atlantic | | 8 | 2 | | |
| | | | | | | 80 | H | FIU | | 4 | 5 | 105 | A | Pittsburgh | | 5 | 3 | | |
| | | | | | | 80 | A | FIU | | 8 | 7 | 105 | A | Pittsburgh | | 1 | 0 | | |

Non-Div. I Games: St. Thomas (FL) 14 2

Miami (FL)

| Average RPI Win: | 153 | WON-LOST RECORD | WINNING PCT. RANK | LAST 10 GAMES | STRENGTH OF SCHEDULE | OPP. STRENGTH OF SCHEDULE | TEAM RPI | ADJ RPI | CONF. RPI | ADJ CONF. RPI | | | | |
|------------------|----------|-----------------|-------------------|----------------|----------------------|---------------------------|------------------|-------------|-----------|---------------|----|------------|-------|---|
| DIV. I ONLY | | 23-18-0 | .56098 | 98 | 7-3-0 | 36 | 186 | 70 | .54159 | 70 | 10 | 10 | | |
| DIV. I NON-CONF. | | 17-12-0 | .58621 | 96 | 3-0-0 | 71 | 129 | 86 | .53384 | 86 | 15 | 15 | | |
| <hr/> | | | | | | | | | | | | | | |
| TOTALS | RPI 1-25 | RPI 26-50 | | W-L RECORDS | | RPI 51-100 | | RPI 101-150 | | RPI 150+ | | | | |
| 23-18-0 | 1-2-0 | 5-8-0 | | OVERALL | | 3-3-0 | | 2-3-0 | | 12-2-0 | | | | |
| 13-6-0 | 0-0-0 | 1-2-0 | | HOME | | 1-0-0 | | 1-2-0 | | 10-2-0 | | | | |
| 7-6-0 | 1-2-0 | 1-2-0 | | AWAY | | 2-2-0 | | 1-0-0 | | 2-0-0 | | | | |
| 3-6-0 | 0-0-0 | 3-4-0 | | NEUTRAL | | 0-1-0 | | 0-1-0 | | 0-0-0 | | | | |
| 17-12-0 | 1-2-0 | 4-6-0 | | NON-CONFERENCE | | 2-1-0 | | 1-1-0 | | 9-2-0 | | | | |
| 9-4-0 | 0-0-0 | 1-2-0 | | HOME | | 1-0-0 | | 0-0-0 | | 7-2-0 | | | | |
| 5-2-0 | 1-2-0 | 0-0- | | AWAY | | 1-0-0 | | 1-0-0 | | 2-0-0 | | | | |
| 3-6-0 | 0-0-0 | 3-4-0 | | NEUTRAL | | 0-1-0 | | 0-1-0 | | 0-0-0 | | | | |
| 6-6-0 | 0-0-0 | 1-2-0 | | CONFERENCE | | 1-2-0 | | 1-2-0 | | 3-0-0 | | | | |
| 4-2-0 | 0-0-0 | 0-0-0 | | HOME | | 0-0-0 | | 1-2-0 | | 3-0-0 | | | | |
| 2-4-0 | 0-0-0 | 1-2-0 | | AWAY | | 1-2-0 | | 0-0-0 | | 0-0-0 | | | | |
| 0-0-0 | 0-0-0 | 0-0-0 | | NEUTRAL | | 0-0-0 | | 0-0-0 | | 0-0-0 | | | | |
| <hr/> | | | | | | | | | | | | | | |
| RPI | S | Opponent | Score | | RPI | S | Opponent | Score | | RPI | S | Opponent | Score | |
| 6 | A | Florida | 0 | 8 | 30 | N | Michigan | 5 | 4 | 61 | N | Oregon | 0 | 1 |
| 6 | A | Florida | 3 | 2 | 30 | N | Michigan | 7 | 10 | 87 | A | Rutgers | 9 | 6 |
| 6 | A | Florida | 3 | 4 | 30 | N | Michigan | 7 | 8 | 87 | H | Rutgers | 10 | 9 |
| | | | | | 30 | N | Michigan | 8 | 6 | 99 | A | Xavier | 0 | 9 |
| | | | | | 36 | A | St. John's (NY) | 2 | 9 | 99 | A | Xavier | 1 | 2 |
| | | | | | 36 | A | St. John's (NY) | 1 | 2 | 99 | A | Xavier | 6 | 3 |
| | | | | | 36 | A | St. John's (NY) | 7 | 0 | | | | | |
| | | | | | 38 | N | Southeastern La. | 1 | 13 | | | | | |
| | | | | | 41 | N | Tennessee | 5 | 12 | | | | | |
| | | | | | 43 | N | South Ala. | 3 | 2 | | | | | |
| | | | | | 46 | H | UConn | 3 | 2 | | | | | |
| | | | | | 46 | H | UConn | 1 | 2 | | | | | |
| | | | | | 46 | H | UConn | 0 | 4 | | | | | |
| <hr/> | | | | | | | | | | | | | | |
| LAST 10 GAMES | | | | | | | | | | | | | | |
| | | | | | 36 | A | St. John's (NY) | 1 | 2 | 208 | H | Georgetown | 5 | 4 |
| | | | | | 36 | A | St. John's (NY) | 7 | 0 | 208 | H | Georgetown | 11 | 2 |
| | | | | | 36 | A | St. John's (NY) | 2 | 9 | 87 | H | Rutgers | 10 | 9 |
| | | | | | 299 | H | Saint Peter's | 11 | 0 | 87 | A | Rutgers | 9 | 6 |
| | | | | | 208 | H | Georgetown | 10 | 5 | 99 | A | Xavier | 0 | 9 |

Non-Div. I Games:

Seton Hall

| Average RPI Win: 162 | | WON-LOST RECORD | | WINNING PCT. RANK | | LAST 10 GAMES | | STRENGTH OF SCHEDULE | | OPP. STRENGTH OF SCHEDULE | | TEAM RPI | | ADJ RPI | | CONF. RPI | | ADJ CONF. RPI | |
|----------------------|---|-----------------|--|-------------------|--|----------------|---|----------------------|--|---------------------------|--|----------|---|--------------------|--|-----------|--|---------------|--|
| DIV. I ONLY | | 28-18-0 | | .6087 74 | | 2-8-0 | | 79 | | 56 | | 71 | | .53967 71 | | 2 | | 2 | |
| DIV. I NON-CONF. | | 20-5-0 | | .8 15 | | 1-2-0 | | 185 | | 196 | | 48 | | .55416 48 | | 2 | | 2 | |
| TOTALS | | RPI 1-25 | | RPI 26-50 | | W-L RECORDS | | RPI 51-100 | | RPI 101-150 | | RPI 150+ | | | | | | | |
| 28-18-0 | | 2-9-0 | | 2-5-0 | | OVERALL | | 0-0-0 | | 7-3-0 | | 17-1-0 | | | | | | | |
| 15-12-0 | | 2-8-0 | | 0-3-0 | | HOME | | 0-0-0 | | 4-1-0 | | 9-0-0 | | | | | | | |
| 8-4-0 | | 0-1-0 | | 1-2-0 | | AWAY | | 0-0-0 | | 2-1-0 | | 5-0-0 | | | | | | | |
| 5-2-0 | | 0-0-0 | | 1-0-0 | | NEUTRAL | | 0-0-0 | | 1-1-0 | | 3-1-0 | | | | | | | |
| 20-5-0 | | 0-2-0 | | 1-0-0 | | NON-CONFERENCE | | 0-0-0 | | 5-2-0 | | 14-1-0 | | | | | | | |
| 13-2-0 | | 0-1-0 | | 0-0-0 | | HOME | | 0-0-0 | | 4-1-0 | | 9-0-0 | | | | | | | |
| 2-1-0 | | 0-1-0 | | 0-0- | | AWAY | | 0-0-0 | | 0-0-0 | | 2-0-0 | | | | | | | |
| 5-2-0 | | 0-0-0 | | 1-0-0 | | NEUTRAL | | 0-0-0 | | 1-1-0 | | 3-1-0 | | | | | | | |
| 8-13-0 | | 2-7-0 | | 1-5-0 | | CONFERENCE | | 0-0-0 | | 2-1-0 | | 3-0-0 | | | | | | | |
| 2-10-0 | | 2-7-0 | | 0-3-0 | | HOME | | 0-0-0 | | 0-0-0 | | 0-0-0 | | | | | | | |
| 6-3-0 | | 0-0-0 | | 1-2-0 | | AWAY | | 0-0-0 | | 2-1-0 | | 3-0-0 | | | | | | | |
| 0-0-0 | | 0-0-0 | | 0-0-0 | | NEUTRAL | | 0-0-0 | | 0-0-0 | | 0-0-0 | | | | | | | |
| RPI | S | Opponent | | Score | | RPI | S | Opponent | | Score | | RPI | S | Opponent | | Score | | | |
| 3 | H | Kentucky | | 9 8 | | 32 | N | Houston | | 4 2 | | 109 | H | Western Caro. | | 7 6 | | | |
| 3 | H | Kentucky | | 1 6 | | 33 | H | Texas A&M | | 1 11 | | 118 | A | Georgia | | 0 3 | | | |
| 3 | H | Kentucky | | 2 5 | | 33 | H | Texas A&M | | 1 7 | | 118 | A | Georgia | | 6 1 | | | |
| 6 | H | Florida | | 1 2 | | 33 | H | Texas A&M | | 2 7 | | 118 | A | Georgia | | 8 5 | | | |
| 6 | H | Florida | | 3 4 | | 35 | A | Ole Miss | | 1 3 | | 126 | H | Ill.-Chicago | | 7 2 | | | |
| 6 | H | Florida | | 1 2 | | 35 | A | Ole Miss | | 9 3 | | 126 | H | Ill.-Chicago | | 11 10 | | | |
| 16 | H | Arkansas | | 8 9 | | 35 | A | Ole Miss | | 6 9 | | 126 | H | Ill.-Chicago | | 6 4 | | | |
| 16 | H | Arkansas | | 7 2 | | | | | | | | 131 | N | Illinois | | 7 6 | | | |
| 16 | H | Arkansas | | 2 9 | | | | | | | | 131 | N | Illinois | | 3 5 | | | |
| 19 | A | Missouri St. | | 1 5 | | | | | | | | 134 | H | Southeast Mo. St. | | 5 6 | | | |
| 19 | H | Missouri St. | | 3 5 | | | | | | | | 175 | H | Appalachian St. | | 3 2 | | | |
| | | | | | | | | | | | | 175 | H | Appalachian St. | | 4 0 | | | |
| | | | | | | | | | | | | 175 | H | Appalachian St. | | 7 1 | | | |
| | | | | | | | | | | | | 185 | H | Murray St. | | 11 0 | | | |
| | | | | | | | | | | | | 188 | H | Eastern Ill. | | 10 1 | | | |
| | | | | | | | | | | | | 195 | N | Eastern Mich. | | 7 2 | | | |
| | | | | | | | | | | | | 195 | N | Eastern Mich. | | 6 5 | | | |
| | | | | | | | | | | | | 195 | N | Eastern Mich. | | 2 6 | | | |
| | | | | | | | | | | | | 195 | N | Eastern Mich. | | 27 9 | | | |
| | | | | | | | | | | | | 200 | A | Alabama | | 7 4 | | | |
| | | | | | | | | | | | | 200 | A | Alabama | | 3 0 | | | |
| | | | | | | | | | | | | 200 | A | Alabama | | 9 5 | | | |
| | | | | | | 185 | H | Murray St. | | 11 0 | | 219 | H | Little Rock | | 11 8 | | | |
| | | | | | | 33 | H | Texas A&M | | 2 7 | | 220 | A | A&M-Corpus Christi | | 9 0 | | | |
| | | | | | | 33 | H | Texas A&M | | 1 11 | | 220 | A | A&M-Corpus Christi | | 7 6 | | | |
| | | | | | | 33 | H | Texas A&M | | 1 7 | | 281 | H | Chicago St. | | 7 6 | | | |
| | | | | | | 19 | A | Missouri St. | | 3 5 | | 284 | H | Ark.-Pine Bluff | | 13 1 | | | |
| | | | | | | 3 | H | Kentucky | | 1 6 | | | | | | | | | |
| | | | | LAST 10 GAMES | | | | | | | | | | | | | | | |

Non-Div. I Games:

Missouri

| RPI | S | Opponent | Score | |
|-----|---|-----------------|-------|---|
| 284 | H | Ark.-Pine Bluff | 15 | 6 |

Missouri

M
i
s
s
o
u
r
i

M
i
s
s
o
u
r
i

[illegible]

Non-Div. I Games:

Saint Mary's (CA)

| Average RPI Win: | | 108 | WON-LOST RECORD | | WINNING PCT. RANK | | LAST 10 GAMES | | STRENGTH OF SCHEDULE | | OPP. STRENGTH OF SCHEDULE | | TEAM RPI | | ADJ RPI | | CONF. RPI | | ADJ CONF. RPI | | | | | | |
|------------------|---|----------------|-----------------|-----------|-------------------|---------------------|---------------|------------|----------------------|-------------|---------------------------|----------|----------|---------------------|---------|-------|-----------|-----|---------------|----------------|--|----|---|--|--|
| DIV. I ONLY | | | 21-21-0 | | .5 | 144 | 6-4-0 | | 41 | | 18 | | 73 | | .53875 | | 73 | 4 | | 4 | | | | | |
| DIV. I NON-CONF. | | | 9-10-0 | | .47368 | 173 | 1-1-0 | | 17 | | 51 | | 74 | | .53709 | | 74 | 3 | | 3 | | | | | |
| TOTALS | | RPI 1-25 | | RPI 26-50 | | W-L RECORDS | | RPI 51-100 | | RPI 101-150 | | RPI 150+ | | | | | | | | | | | | | |
| 21-21-0 | | 0-7-0 | | 1-2-0 | | OVERALL | | 11-10-0 | | 6-2-0 | | 3-0-0 | | | | | | | | | | | | | |
| 16-6-0 | | 0-1-0 | | 0-0-0 | | HOME | | 10-4-0 | | 6-1-0 | | 0-0-0 | | | | | | | | | | | | | |
| 5-15-0 | | 0-6-0 | | 1-2-0 | | AWAY | | 1-6-0 | | 0-1-0 | | 3-0-0 | | | | | | | | | | | | | |
| 0-0-0 | | 0-0-0 | | 0-0-0 | | NEUTRAL | | 0-0-0 | | 0-0-0 | | 0-0-0 | | | | | | | | | | | | | |
| 9-10-0 | | 0-5-0 | | 0-0-0 | | NON-CONFERENCE | | 3-3-0 | | 3-2-0 | | 3-0-0 | | | | | | | | | | | | | |
| 6-4-0 | | 0-1-0 | | 0-0-0 | | HOME | | 3-2-0 | | 3-1-0 | | 0-0-0 | | | | | | | | | | | | | |
| 3-6-0 | | 0-4-0 | | 0-0- | | AWAY | | 0-1-0 | | 0-1-0 | | 3-0-0 | | | | | | | | | | | | | |
| 0-0-0 | | 0-0-0 | | 0-0-0 | | NEUTRAL | | 0-0-0 | | 0-0-0 | | 0-0-0 | | | | | | | | | | | | | |
| 12-11-0 | | 0-2-0 | | 1-2-0 | | CONFERENCE | | 8-7-0 | | 3-0-0 | | 0-0-0 | | | | | | | | | | | | | |
| 10-2-0 | | 0-0-0 | | 0-0-0 | | HOME | | 7-2-0 | | 3-0-0 | | 0-0-0 | | | | | | | | | | | | | |
| 2-9-0 | | 0-2-0 | | 1-2-0 | | AWAY | | 1-5-0 | | 0-0-0 | | 0-0-0 | | | | | | | | | | | | | |
| 0-0-0 | | 0-0-0 | | 0-0-0 | | NEUTRAL | | 0-0-0 | | 0-0-0 | | 0-0-0 | | | | | | | | | | | | | |
| RPI | S | Opponent | | Score | | RPI | S | Opponent | | Score | | RPI | S | Opponent | | Score | | | | | | | | | |
| 5 | A | Texas Tech | | 2 | 4 | 49 | A | Utah | | 3 | 9 | 52 | A | Washington | | 7 | 3 | 112 | H | Washington St. | | 9 | 5 | | |
| 5 | A | Texas Tech | | 2 | 3 | 49 | A | Utah | | 8 | 7 | 52 | A | Washington | | 2 | 5 | 112 | H | Washington St. | | 12 | 2 | | |
| 5 | A | Texas Tech | | 1 | 5 | 49 | A | Utah | | 8 | 16 | 52 | A | Washington | | 1 | 4 | 112 | H | Washington St. | | 7 | 2 | | |
| 5 | A | Texas Tech | | 2 | 11 | | | | | | | 61 | H | Oregon | | 4 | 1 | 130 | H | Cal Poly | | 8 | 1 | | |
| 12 | A | Stanford | | 4 | 8 | | | | | | | 61 | H | Oregon | | 2 | 13 | 130 | H | Cal Poly | | 4 | 6 | | |
| 12 | A | Stanford | | 4 | 6 | | | | | | | 61 | H | Oregon | | 1 | 7 | 130 | H | Cal Poly | | 4 | 3 | | |
| 23 | H | Long Beach St. | | 1 | 3 | | | | | | | 63 | A | UCLA | | 0 | 20 | 132 | A | San Francisco | | 2 | 7 | | |
| | | | | | | | | | | | | 63 | A | UCLA | | 4 | 9 | 132 | H | San Francisco | | 1 | 0 | | |
| | | | | | | | | | | | | 63 | A | UCLA | | 5 | 9 | 207 | A | Pepperdine | | 3 | 2 | | |
| | | | | | | | | | | | | 72 | A | Saint Mary's (CA) | | 7 | 24 | 207 | A | Pepperdine | | 12 | 7 | | |
| | | | | | | | | | | | | 74 | H | Minnesota | | 7 | 1 | 207 | A | Pepperdine | | 3 | 1 | | |
| | | | | | | | | | | | | 78 | H | Gonzaga | | 8 | 7 | | | | | | | | |
| | | | | | | | | | | | | 78 | H | Gonzaga | | 9 | 5 | | | | | | | | |
| | | | | | | | | | | | | 78 | H | Gonzaga | | 3 | 8 | | | | | | | | |
| | | | | | | | | | | | | 78 | H | Gonzaga | | 2 | 5 | | | | | | | | |
| | | | | | | | | | | | | 79 | H | Southern California | | 13 | 9 | | | | | | | | |
| | | | | | | | | | | | | 79 | H | Southern California | | 8 | 6 | | | | | | | | |
| | | | | | | | | | | | | 79 | H | Southern California | | 9 | 8 | | | | | | | | |
| | | | | | | | | | | | | 96 | H | Arizona St. | | 9 | 6 | | | | | | | | |
| | | | | | | | | | | | | 96 | H | Arizona St. | | 6 | 4 | | | | | | | | |
| | | | | | | LAST 10 GAMES | | | | | | | | | | | | | | | | | | | |
| | | | | | | 132 H San Francisco | | | | | | 1 | 0 | | | | | | | | | | | | |
| | | | | | | 52 A Washington | | | | | | 1 | 4 | | | | | | | | | | | | |
| | | | | | | 52 A Washington | | | | | | 7 | 3 | | | | | | | | | | | | |
| | | | | | | 52 A Washington | | | | | | 2 | 5 | | | | | | | | | | | | |
| | | | | | | 132 A San Francisco | | | | | | 2 | 7 | | | | | | | | | | | | |

Non-Div. I Games:

California

| RPI | S | Opponent | Score |
|-----|---|---------------------|-------|
| 96 | H | Arizona St. | 10 2 |
| 79 | H | Southern California | 8 6 |
| 79 | H | Southern California | 9 8 |
| 79 | H | Southern California | 13 9 |
| 12 | A | Stanford | 4 6 |
| 49 | A | Utah | 8 7 |

| Average RPI Win: 169 | | WON-LOST | WINNING | LAST 10 | STRENGTH OF | | OPP. STRENGTH | TEAM | ADJ | CONF. | ADJ CONF. |
|-----------------------|--------------|----------|-----------|---------------|----------------|-------|------------------|-------|-------------|------------------|-----------|
| Average RPI Loss: 101 | | RECORD | PCT. RANK | GAMES | SCHEDULE | | OF SCHEDULE | RPI | RPI | RPI | RPI |
| DIV. I ONLY | | 26-14-0 | .65 | 48 | 5-5-0 | | 123 | 142 | 74 | .53867 | 74 |
| DIV. I NON-CONF. | | 16-8-0 | .66667 | 44 | 3-0-0 | | 166 | 268 | 107 | .52219 | 107 |
| TOTALS | | RPI 1-25 | RPI 26-50 | | W-L RECORDS | | RPI 51-100 | | RPI 101-150 | | RPI 150+ |
| 26-14-0 | | 2-4-0 | 1-2-0 | | OVERALL | | 4-1-0 | | 4-5-0 | | 15-2-0 |
| 13-9-0 | | 1-2-0 | 1-2-0 | | HOME | | 0-0-0 | | 3-4-0 | | 8-1-0 |
| 13-5-0 | | 1-2-0 | 0-0-0 | | AWAY | | 4-1-0 | | 1-1-0 | | 7-1-0 |
| 0-0-0 | | 0-0-0 | 0-0-0 | | NEUTRAL | | 0-0-0 | | 0-0-0 | | 0-0-0 |
| 16-8-0 | | 1-2-0 | 0-0-0 | | NON-CONFERENCE | | 1-1-0 | | 2-3-0 | | 12-2-0 |
| 10-5-0 | | 1-2-0 | 0-0-0 | | HOME | | 0-0-0 | | 1-2-0 | | 8-1-0 |
| 6-3-0 | | 0-0-0 | 0-0-0 | | AWAY | | 1-1-0 | | 1-1-0 | | 4-1-0 |
| 0-0-0 | | 0-0-0 | 0-0-0 | | NEUTRAL | | 0-0-0 | | 0-0-0 | | 0-0-0 |
| 10-6-0 | | 1-2-0 | 1-2-0 | | CONFERENCE | | 3-0-0 | | 2-2-0 | | 3-0-0 |
| 3-4-0 | | 0-0-0 | 1-2-0 | | HOME | | 0-0-0 | | 2-2-0 | | 0-0-0 |
| 7-2-0 | | 1-2-0 | 0-0-0 | | AWAY | | 3-0-0 | | 0-0-0 | | 3-0-0 |
| 0-0-0 | | 0-0-0 | 0-0-0 | | NEUTRAL | | 0-0-0 | | 0-0-0 | | 0-0-0 |
| RPI S | Opponent | Score | RPI S | Opponent | Score | RPI S | Opponent | Score | RPI S | Opponent | Score |
| 19 H | Missouri St. | 5 2 | 42 H | Nebraska | 3 5 | 60 A | Kansas | 5 2 | 102 H | Iowa | 6 3 |
| 19 H | Missouri St. | 2 7 | 42 H | Nebraska | 4 9 | 73 A | California | 1 7 | 103 H | Oral Roberts | 4 3 |
| 19 H | Missouri St. | 3 12 | 42 H | Nebraska | 5 3 | 83 A | Michigan St. | 4 3 | 131 H | Illinois | 1 14 |
| 24 A | Indiana | 11 0 | | | | 83 A | Michigan St. | 9 4 | 131 H | Illinois | 5 9 |
| 24 A | Indiana | 12 13 | | | | 83 A | Michigan St. | 3 2 | 131 H | Illinois | 5 4 |
| 24 A | Indiana | 0 4 | | | | | | | 138 H | Hawaii | 0 4 |
| | | | | | | | | | 138 H | Hawaii | 2 11 |
| | | | | | | | | | 143 A | UC Irvine | 9 8 |
| | | | | | | | | | 143 A | UC Irvine | 5 7 |
| | | | | | | | | | 157 A | Ohio St. | 15 5 |
| | | | | | | | | | 157 A | Ohio St. | 6 5 |
| | | | | | | | | | 157 A | Ohio St. | 5 2 |
| | | | | | | | | | 222 A | Sacramento St. | 2 3 |
| | | | | | | | | | 222 A | Sacramento St. | 9 2 |
| | | | | | | | | | 222 A | Sacramento St. | 5 2 |
| | | | | | | | | | 224 H | Georgia St. | 9 1 |
| | | | | | | | | | 241 A | Northern Ill. | 3 2 |
| | | | | | | | | | 248 H | South Dakota St. | 7 5 |
| | | | | | | | | | 248 H | South Dakota St. | 5 2 |
| | | | | | | | | | 252 H | Milwaukee | 5 4 |
| | | | | | | | | | 271 A | North Dakota St. | 6 1 |
| | | | | | | | | | 271 H | North Dakota St. | 1 3 |
| | | | | | | | | | 271 H | North Dakota St. | 7 1 |
| | | | | | | | | | 280 H | Seattle U | 11 7 |
| | | | | | | | | | 280 H | Seattle U | 6 3 |
| | | | | | | | | | 280 H | Seattle U | 13 4 |
| LAST 10 GAMES | | | 224 H | Georgia St. | 9 1 | 42 H | Nebraska | 4 9 | 271 H | North Dakota St. | 7 1 |
| | | | 131 H | Illinois | 1 14 | 42 H | Nebraska | 5 3 | 280 H | Seattle U | 11 7 |
| | | | 131 H | Illinois | 5 9 | 42 H | Nebraska | 3 5 | 280 H | Seattle U | 6 3 |
| | | | 131 H | Illinois | 5 4 | 248 H | South Dakota St. | 5 2 | 280 H | Seattle U | 13 4 |
| | | | 241 A | Northern Ill. | 3 2 | 24 A | Indiana | 0 4 | | | |

Non-Div. I Games:

Minnesota

Rice

R
i
c
e

Rice

| Average RPI Win: 163 | | WON-LOST | WINNING | LAST 10 | STRENGTH OF | OPP. STRENGTH | TEAM | ADJ | CONF. | ADJ CONF. | | | | | | | |
|----------------------|---|---------------|-----------|-----------|-------------|----------------|------|-------------|--------|-------------|----|----------|---|-----------------|--|-------|---|
| Average RPI Loss: 89 | | RECORD | PCT. RANK | GAMES | SCHEDULE | OF SCHEDULE | RPI | RPI | RPI | RPI | | | | | | | |
| DIV. I ONLY | | 26-17-0 | .60465 | 75 | 9-1-0 | 109 | 90 | 76 | .53844 | 76 | 20 | 20 | | | | | |
| DIV. I NON-CONF. | | 16-14-0 | .53333 | 125 | 3-0-0 | 76 | 50 | 102 | .52414 | 102 | 21 | 21 | | | | | |
| <hr/> | | | | | | | | | | | | | | | | | |
| TOTALS | | RPI 1-25 | | RPI 26-50 | | W-L RECORDS | | RPI 51-100 | | RPI 101-150 | | RPI 150+ | | | | | |
| 26-17-0 | | 2-2-0 | | 1-6-0 | | OVERALL | | 5-3-0 | | 3-2-0 | | 15-4-0 | | | | | |
| 14-7-0 | | 1-0-0 | | 1-2-0 | | HOME | | 2-1-0 | | 0-0-0 | | 10-4-0 | | | | | |
| 11-9-0 | | 1-2-0 | | 0-4-0 | | AWAY | | 3-2-0 | | 2-1-0 | | 5-0-0 | | | | | |
| 1-1-0 | | 0-0-0 | | 0-0-0 | | NEUTRAL | | 0-0-0 | | 1-1-0 | | 0-0-0 | | | | | |
| 16-14-0 | | 2-2-0 | | 1-6-0 | | NON-CONFERENCE | | 3-1-0 | | 1-1-0 | | 9-4-0 | | | | | |
| 11-6-0 | | 1-0-0 | | 1-2-0 | | HOME | | 2-0-0 | | 0-0-0 | | 7-4-0 | | | | | |
| 4-7-0 | | 1-2-0 | | 0-0- | | AWAY | | 1-1-0 | | 0-0-0 | | 2-0-0 | | | | | |
| 1-1-0 | | 0-0-0 | | 0-0-0 | | NEUTRAL | | 0-0-0 | | 1-1-0 | | 0-0-0 | | | | | |
| 10-3-0 | | 0-0-0 | | 0-0-0 | | CONFERENCE | | 2-2-0 | | 2-1-0 | | 6-0-0 | | | | | |
| 3-1-0 | | 0-0-0 | | 0-0-0 | | HOME | | 0-1-0 | | 0-0-0 | | 3-0-0 | | | | | |
| 7-2-0 | | 0-0-0 | | 0-0-0 | | AWAY | | 2-1-0 | | 2-1-0 | | 3-0-0 | | | | | |
| 0-0-0 | | 0-0-0 | | 0-0-0 | | NEUTRAL | | 0-0-0 | | 0-0-0 | | 0-0-0 | | | | | |
| RPI | S | Opponent | | Score | | RPI | S | Opponent | | Score | | RPI | S | Opponent | | Score | |
| 6 | H | Florida | | 3 | 2 | 28 | A | Florida St. | | 9 | 10 | 66 | A | FGCU | | 0 | 4 |
| 11 | A | West Virginia | | 1 | 8 | 28 | H | Florida St. | | 5 | 6 | 66 | A | FGCU | | 5 | 2 |
| 11 | A | West Virginia | | 8 | 2 | 29 | A | South Fla. | | 6 | 12 | 66 | A | FGCU | | 10 | 5 |
| 11 | A | West Virginia | | 3 | 5 | 34 | A | UCF | | 0 | 4 | 81 | A | Bethune-Cookman | | 4 | 5 |
| | | | | | | 34 | A | UCF | | 1 | 10 | 81 | H | Bethune-Cookman | | 24 | 9 |
| | | | | | | 34 | H | UCF | | 7 | 1 | 90 | H | North Florida | | 5 | 7 |
| | | | | | | 34 | H | UCF | | 3 | 10 | 94 | A | Florida A&M | | 12 | 5 |
| | | | | | | | | | | | | 94 | H | Florida A&M | | 10 | 6 |
| | | | | | | | | | | | | | | | | | |
| | | | | | | | | | | | | | | | | | |
| | | | | | | | | | | | | | | | | | |
| | | | | | | | | | | | | | | | | | |
| | | | | | | | | | | | | | | | | | |
| | | | | | | | | | | | | | | | | | |
| | | | | | | | | | | | | | | | | | |
| | | | | | | | | | | | | | | | | | |
| | | | | | | | | | | | | | | | | | |
| | | | | | | | | | | | | | | | | | |
| | | | | | | | | | | | | | | | | | |
| | | | | | | | | | | | | | | | | | |
| | | | | | | | | | | | | | | | | | |
| | | | | | | | | | | | | | | | | | |
| | | | | | | | | | | | | | | | | | |
| | | | | | | | | | | | | | | | | | |
| | | | | | | | | | | | | | | | | | |
| | | | | | | | | | | | | | | | | | |
| | | | | | | | | | | | | | | | | | |
| | | | | | | | | | | | | | | | | | |
| | | | | | | | | | | | | | | | | | |
| | | | | | | | | | | | | | | | | | |
| | | | | | | | | | | | | | | | | | |
| | | | | | | | | | | | | | | | | | |
| | | | | | | | | | | | | | | | | | |
| | | | | | | | | | | | | | | | | | |
| | | | | | | | | | | | | | | | | | |
| | | | | | | | | | | | | | | | | | |
| | | | | | | | | | | | | | | | | | |
| | | | | | | | | | | | | | | | | | |
| | | | | | | | | | | | | | | | | | |
| | | | | | | | | | | | | | | | | | |
| | | | | | | | | | | | | | | | | | |
| | | | | | | | | | | | | | | | | | |
| | | | | | | | | | | | | | | | | | |
| | | | | | | | | | | | | | | | | | |
| | | | | | | | | | | | | | | | | | |
| | | | | | | | | | | | | | | | | | |
| | | | | | | | | | | | | | | | | | |
| | | | | | | | | | | | | | | | | | |
| | | | | | | | | | | | | | | | | | |
| | | | | | | | | | | | | | | | | | |
| | | | | | | | | | | | | | | | | | |

Non-Div. I Games:

Jacksonville

| Average RPI Win: | | 144 | WON-LOST RECORD | | WINNING PCT. RANK | LAST 10 GAMES | | STRENGTH OF SCHEDULE | | OPP. STRENGTH OF SCHEDULE | TEAM RPI | ADJ RPI | CONF. RPI | ADJ CONF. RPI | | | |
|-------------------|---|----------|-----------------|-----------|-------------------|----------------|---|----------------------|----|---------------------------|----------|----------|-----------|--------------------|--|-------|----|
| Average RPI Loss: | | 104 | | | | | | | | | | | | | | | |
| DIV. I ONLY | | | 30-15-0 | .66667 | 36 | 5-5-0 | | 148 | 61 | 77 | .53698 | 77 | 12 | 12 | | | |
| DIV. I NON-CONF. | | | 15-9-0 | .625 | 69 | 3-0-0 | | 156 | 10 | 110 | .51994 | 110 | 13 | 13 | | | |
| TOTALS | | RPI 1-25 | | RPI 26-50 | | W-L RECORDS | | RPI 51-100 | | RPI 101-150 | | RPI 150+ | | | | | |
| 30-15-0 | | 1-3-0 | | 5-1-0 | | OVERALL | | 3-3-0 | | 4-5-0 | | 17-3-0 | | | | | |
| 21-9-0 | | 0-2-0 | | 3-1-0 | | HOME | | 2-3-0 | | 3-0-0 | | 13-3-0 | | | | | |
| 8-6-0 | | 1-1-0 | | 1-0-0 | | AWAY | | 1-0-0 | | 1-5-0 | | 4-0-0 | | | | | |
| 1-0-0 | | 0-0-0 | | 1-0-0 | | NEUTRAL | | 0-0-0 | | 0-0-0 | | 0-0-0 | | | | | |
| 15-9-0 | | 1-3-0 | | 3-0-0 | | NON-CONFERENCE | | 3-3-0 | | 0-0-0 | | 8-3-0 | | | | | |
| 10-8-0 | | 0-2-0 | | 1-0-0 | | HOME | | 2-3-0 | | 0-0-0 | | 7-3-0 | | | | | |
| 4-1-0 | | 1-1-0 | | 1-0- | | AWAY | | 1-0-0 | | 0-0-0 | | 1-0-0 | | | | | |
| 1-0-0 | | 0-0-0 | | 1-0-0 | | NEUTRAL | | 0-0-0 | | 0-0-0 | | 0-0-0 | | | | | |
| 15-6-0 | | 0-0-0 | | 2-1-0 | | CONFERENCE | | 0-0-0 | | 4-5-0 | | 9-0-0 | | | | | |
| 11-1-0 | | 0-0-0 | | 2-1-0 | | HOME | | 0-0-0 | | 3-0-0 | | 6-0-0 | | | | | |
| 4-5-0 | | 0-0-0 | | 0-0-0 | | AWAY | | 0-0-0 | | 1-5-0 | | 3-0-0 | | | | | |
| 0-0-0 | | 0-0-0 | | 0-0-0 | | NEUTRAL | | 0-0-0 | | 0-0-0 | | 0-0-0 | | | | | |
| RPI | S | Opponent | | Score | | RPI | S | Opponent | | Score | | RPI | S | Opponent | | Score | |
| 14 | A | Baylor | | 7 | 4 | 26 | H | McNeese | | 10 | 9 | 57 | H | Louisiana | | 0 | 2 |
| 14 | H | Baylor | | 5 | 6 | 26 | H | McNeese | | 8 | 6 | 57 | H | Louisiana | | 1 | 6 |
| 22 | A | Texas | | 1 | 8 | 26 | H | McNeese | | 2 | 10 | 57 | H | Louisiana | | 8 | 3 |
| 22 | H | Texas | | 2 | 7 | 32 | A | Houston | | 12 | 2 | 75 | A | Rice | | 6 | 2 |
| | | | | | | 32 | H | Houston | | 3 | 2 | 75 | H | Rice | | 3 | 5 |
| | | | | | | 32 | N | Houston | | 5 | 4 | 100 | H | UT Arlington | | 14 | 2 |
| | | | | | | | | | | | | | | Central Ark. | | 2 | 3 |
| | | | | | | | | | | | | | | Central Ark. | | 5 | 7 |
| | | | | | | | | | | | | | | Central Ark. | | 3 | 5 |
| | | | | | | | | | | | | | | Lamar University | | 6 | 4 |
| | | | | | | | | | | | | | | Lamar University | | 3 | 1 |
| | | | | | | | | | | | | | | Lamar University | | 9 | 4 |
| | | | | | | | | | | | | | | SFA | | 1 | 5 |
| | | | | | | | | | | | | | | SFA | | 3 | 2 |
| | | | | | | | | | | | | | | SFA | | 2 | 12 |
| | | | | | | | | | | | | | | Nicholls St. | | 8 | 3 |
| | | | | | | | | | | | | | | Nicholls St. | | 6 | 5 |
| | | | | | | | | | | | | | | Nicholls St. | | 11 | 2 |
| | | | | | | | | | | | | | | Bradley | | 14 | 7 |
| | | | | | | | | | | | | | | Bradley | | 7 | 1 |
| | | | | | | | | | | | | | | Bradley | | 8 | 2 |
| | | | | | | | | | | | | | | Texas St. | | 7 | 4 |
| | | | | | | | | | | | | | | Buffalo | | 4 | 10 |
| | | | | | | | | | | | | | | Buffalo | | 20 | 5 |
| | | | | | | | | | | | | | | Buffalo | | 3 | 5 |
| | | | | | | | | | | | | | | Pepperdine | | 2 | 1 |
| | | | | | | | | | | | | | | A&M-Corpus Christi | | 12 | 3 |
| | | | | | | | | | | | | | | A&M-Corpus Christi | | 19 | 1 |
| | | | | | | | | | | | | | | A&M-Corpus Christi | | 6 | 3 |
| | | | | | | | | | | | | | | Nevada | | 8 | 2 |
| | | | | | | | | | | | | | | Nevada | | 1 | 0 |
| | | | | | | | | | | | | | | Nevada | | 4 | 5 |
| | | | | | | | | | | | | | | Abilene Christian | | 14 | 3 |
| LAST 10 GAMES | | | | | | | | | | | | | | | | | |
| | | | | | | 32 | H | Houston | | 3 | 2 | 129 | A | Central Ark. | | 5 | 7 |
| | | | | | | 26 | H | McNeese | | 8 | 6 | 129 | A | Central Ark. | | 3 | 5 |
| | | | | | | 26 | H | McNeese | | 2 | 10 | 129 | A | Central Ark. | | 2 | 3 |
| | | | | | | 26 | H | McNeese | | 10 | 9 | 32 | N | Houston | | 5 | 4 |
| | | | | | | 32 | A | Houston | | 12 | 2 | 141 | A | SFA | | 2 | 12 |

Non-Div. I Games:

Sam Houston St.

| RPI | S | Opponent | Score | |
|-----|---|-------------------|-------|----|
| 253 | A | Abilene Christian | 19 | 12 |
| 253 | A | Abilene Christian | 13 | 3 |

Sam Houston St.

S
a
m
H
o
u
s
t
o
n
S
t
.

S
a
m
H
o
u
s
t
o
n
S
t
.

| Average RPI Win: | 123 | WON-LOST | WINNING | LAST 10 | STRENGTH OF | OPP. STRENGTH | TEAM | ADJ | CONF. | ADJ CONF. | | | | |
|-------------------|----------|-----------------|-----------|----------------|-------------|---------------|-------------------|--------|----------|-----------|---|------------------|-------|----|
| Average RPI Loss: | 51 | RECORD | PCT. RANK | GAMES | SCHEDULE | OF SCHEDULE | RPI | RPI | RPI | RPI | | | | |
| DIV. I ONLY | 19-22-0 | .46341 | 183 | 1-0-0 | 23 | 48 | 79 | .53665 | 79 | 4 | 4 | | | |
| DIV. I NON-CONF. | 12-10-0 | .54545 | 116 | 1-0-0 | 35 | 152 | 70 | .53876 | 70 | 3 | 3 | | | |
| <hr/> | | | | | | | | | | | | | | |
| TOTALS | RPI 1-25 | RPI 26-50 | | W-L RECORDS | RPI 51-100 | | RPI 101-150 | | RPI 150+ | | | | | |
| 19-22-0 | 4-10-0 | 1-3-0 | | OVERALL | 3-6-0 | | 6-2-0 | | 5-1-0 | | | | | |
| 13-8-0 | 2-2-0 | 1-1-0 | | HOME | 2-2-0 | | 3-2-0 | | 5-1-0 | | | | | |
| 5-14-0 | 2-8-0 | 0-2-0 | | AWAY | 0-4-0 | | 3-0-0 | | 0-0-0 | | | | | |
| 1-0-0 | 0-0-0 | 0-0-0 | | NEUTRAL | 1-0-0 | | 0-0-0 | | 0-0-0 | | | | | |
| <hr/> | | | | | | | | | | | | | | |
| 12-10-0 | 2-3-0 | 1-3-0 | | NON-CONFERENCE | 0-2-0 | | 4-1-0 | | 5-1-0 | | | | | |
| 8-4-0 | 1-0-0 | 1-1-0 | | HOME | 0-1-0 | | 1-1-0 | | 5-1-0 | | | | | |
| 4-6-0 | 1-3-0 | 0-0- | | AWAY | 0-1-0 | | 3-0-0 | | 0-0-0 | | | | | |
| 0-0-0 | 0-0-0 | 0-0-0 | | NEUTRAL | 0-0-0 | | 0-0-0 | | 0-0-0 | | | | | |
| <hr/> | | | | | | | | | | | | | | |
| 7-12-0 | 2-7-0 | 0-0-0 | | CONFERENCE | 3-4-0 | | 2-1-0 | | 0-0-0 | | | | | |
| 5-4-0 | 1-2-0 | 0-0-0 | | HOME | 2-1-0 | | 2-1-0 | | 0-0-0 | | | | | |
| 1-8-0 | 1-5-0 | 0-0-0 | | AWAY | 0-3-0 | | 0-0-0 | | 0-0-0 | | | | | |
| 1-0-0 | 0-0-0 | 0-0-0 | | NEUTRAL | 1-0-0 | | 0-0-0 | | 0-0-0 | | | | | |
| <hr/> | | | | | | | | | | | | | | |
| RPI | S | Opponent | Score | | RPI | S | Opponent | Score | | RPI | S | Opponent | Score | |
| 1 | A | Oregon St. | 7 | 5 | 30 | H | Michigan | 1 | 4 | 54 | H | San Diego | 3 | 8 |
| 1 | A | Oregon St. | 1 | 3 | 40 | A | Cal St. Fullerton | 1 | 2 | 63 | N | UCLA | 4 | 3 |
| 1 | A | Oregon St. | 1 | 10 | 40 | A | Cal St. Fullerton | 5 | 13 | 65 | A | Loyola Marymount | 3 | 4 |
| 8 | A | Wake Forest | 5 | 18 | 40 | H | Cal St. Fullerton | 13 | 9 | 73 | A | California | 8 | 9 |
| 8 | A | Wake Forest | 5 | 15 | | | | | | 73 | A | California | 9 | 13 |
| 8 | A | Wake Forest | 15 | 9 | | | | | | 73 | A | California | 6 | 8 |
| 12 | H | Stanford | 7 | 5 | | | | | | 96 | H | Arizona St. | 7 | 4 |
| 12 | H | Stanford | 3 | 8 | | | | | | 96 | H | Arizona St. | 5 | 4 |
| 12 | H | Stanford | 3 | 6 | | | | | | 96 | H | Arizona St. | 0 | 7 |
| 13 | A | Arizona | 1 | 5 | | | | | | | | | | |
| 13 | A | Arizona | 4 | 9 | | | | | | | | | | |
| 13 | A | Arizona | 1 | 8 | | | | | | | | | | |
| 23 | A | Long Beach St. | 0 | 6 | | | | | | | | | | |
| 23 | H | Long Beach St. | 4 | 3 | | | | | | | | | | |
| <hr/> | | | | | | | | | | | | | | |
| LAST 10 GAMES | | | | | | | | | | | | | | |
| 143 | A | UC Irvine | 9 | 7 | 73 | A | California | 8 | 9 | | | | | |
| | | 1 A Oregon St. | 1 | 10 | 73 | A | California | 9 | 13 | | | | | |
| | | 1 A Oregon St. | 7 | 5 | 143 | H | UC Irvine | 3 | 14 | | | | | |
| | | 1 A Oregon St. | 1 | 3 | 40 | A | Cal St. Fullerton | 1 | 2 | | | | | |
| | | 73 A California | 6 | 8 | 40 | A | Cal St. Fullerton | 5 | 13 | | | | | |

Non-Div. I Games:

Southern California

| | | | | | | | | | | | |
|-------------------|----------|-----------|-----------|----------------|-------------|---------------|-------|-------------|-------|----------------|-------|
| Average RPI Win: | 163 | WON-LOST | WINNING | LAST 10 | STRENGTH OF | OPP. STRENGTH | TEAM | ADJ | CONF. | ADJ CONF. | |
| Average RPI Loss: | 110 | RECORD | PCT. RANK | GAMES | SCHEDULE | OF SCHEDULE | RPI | RPI | RPI | RPI | |
| DIV. I ONLY | 25-21-0 | .54348 | 114 | 4-6-0 | 63 | 159 | 81 | .53484 | 81 | 27 | 27 |
| DIV. I NON-CONF. | 13-13-0 | .5 | 145 | 0-2-0 | 5 | 90 | 49 | .55358 | 49 | 29 | 28 |
| <hr/> | | | | | | | | | | | |
| TOTALS | RPI 1-25 | RPI 26-50 | | W-L RECORDS | | RPI 51-100 | | RPI 101-150 | | RPI 150+ | |
| 25-21-0 | 0-0-0 | 0-2-0 | | OVERALL | | 11-14-0 | | 1-0-0 | | 13-5-0 | |
| 16-7-0 | 0-0-0 | 0-1-0 | | HOME | | 7-5-0 | | 1-0-0 | | 8-1-0 | |
| 9-14-0 | 0-0-0 | 0-1-0 | | AWAY | | 4-9-0 | | 0-0-0 | | 5-4-0 | |
| 0-0-0 | 0-0-0 | 0-0-0 | | NEUTRAL | | 0-0-0 | | 0-0-0 | | 0-0-0 | |
| 13-13-0 | 0-0-0 | 0-2-0 | | NON-CONFERENCE | | 9-10-0 | | 1-0-0 | | 3-1-0 | |
| 10-4-0 | 0-0-0 | 0-1-0 | | HOME | | 6-3-0 | | 1-0-0 | | 3-0-0 | |
| 3-9-0 | 0-0-0 | 0-0- | | AWAY | | 3-7-0 | | 0-0-0 | | 0-1-0 | |
| 0-0-0 | 0-0-0 | 0-0-0 | | NEUTRAL | | 0-0-0 | | 0-0-0 | | 0-0-0 | |
| 12-8-0 | 0-0-0 | 0-0-0 | | CONFERENCE | | 2-4-0 | | 0-0-0 | | 10-4-0 | |
| 6-3-0 | 0-0-0 | 0-0-0 | | HOME | | 1-2-0 | | 0-0-0 | | 5-1-0 | |
| 6-5-0 | 0-0-0 | 0-0-0 | | AWAY | | 1-2-0 | | 0-0-0 | | 5-3-0 | |
| 0-0-0 | 0-0-0 | 0-0-0 | | NEUTRAL | | 0-0-0 | | 0-0-0 | | 0-0-0 | |
| RPI | S | Opponent | Score | RPI | S | Opponent | Score | RPI | S | Opponent | Score |
| | | | | 34 | A | UCF | 1 5 | 56 | A | Liberty | 3 4 |
| | | | | 34 | H | UCF | 4 5 | 56 | A | Liberty | 1 6 |
| | | | | | | | | 56 | A | Liberty | 5 4 |
| | | | | | | | | 62 | A | Fla. Atlantic | 6 9 |
| | | | | | | | | 62 | H | Fla. Atlantic | 6 12 |
| | | | | | | | | 66 | A | FGCU | 4 7 |
| | | | | | | | | 66 | A | FGCU | 3 8 |
| | | | | | | | | 66 | A | FGCU | 13 7 |
| | | | | | | | | 76 | A | Jacksonville | 9 24 |
| | | | | | | | | 76 | H | Jacksonville | 5 4 |
| | | | | | | | | 80 | A | FIU | 1 3 |
| | | | | | | | | 88 | H | Tennessee Tech | 3 1 |
| | | | | | | | | 88 | H | Tennessee Tech | 0 5 |
| | | | | | | | | 88 | H | Tennessee Tech | 5 4 |
| | | | | | | | | 90 | A | North Florida | 10 2 |
| | | | | | | | | 90 | H | North Florida | 4 5 |
| | | | | | | | | 94 | A | Florida A&M | 8 1 |
| | | | | | | | | 94 | A | Florida A&M | 9 10 |
| | | | | | | | | 94 | A | Florida A&M | 1 3 |
| | | | | | | | | 94 | H | Florida A&M | 3 4 |
| | | | | LAST 10 GAMES | | | | | | | |
| | | | | 199 | A | Stetson | 2 9 | | | | |
| | | | | 212 | H | N.C. A&T | 9 6 | | | | |
| | | | | 212 | H | N.C. A&T | 13 1 | | | | |
| | | | | 212 | H | N.C. A&T | 1 6 | | | | |
| | | | | 262 | A | N.C. Central | 2 10 | | | | |

Non-Div. I Games:

Bethune-Cookman

| RPI | S | Opponent | Score | |
|-----|---|----------------|-------|----|
| 94 | H | Florida A&M | 6 | 11 |
| 94 | H | Florida A&M | 5 | 1 |
| 98 | H | Boston College | 6 | 5 |
| 98 | H | Boston College | 2 | 1 |
| 98 | H | Boston College | 3 | 2 |
| | | | | |
| 262 | A | N.C. Central | 6 | 0 |
| 34 | A | UCF | 1 | 5 |
| 94 | A | Florida A&M | 8 | 1 |
| 94 | A | Florida A&M | 9 | 10 |
| 94 | A | Florida A&M | 1 | 3 |

B
e
t
h
u
n
e
-
C
o
o
k
m
a
n

B
e
t
h
u
n
e
-
C
o
o
k
m
a
n

| Average RPI Win: 74 | | WON-LOST RECORD | | WINNING PCT. RANK | | LAST 10 GAMES | | STRENGTH OF SCHEDULE | | OPP. STRENGTH OF SCHEDULE | | TEAM RPI | | ADJ RPI | | CONF. RPI | | ADJ CONF. RPI | |
|---------------------|----------------|-----------------|-------|-------------------|-------|------------------|--|----------------------|----|---------------------------|----------------|----------|-------|------------|-------|------------------|--|---------------|----|
| DIV. I ONLY | | 22-24-0 | | .47826 170 | | 4-6-0 | | 25 | | 47 | | 82 | | .53362 82 | | 5 | | 5 | |
| DIV. I NON-CONF. | | 13-18-0 | | .41935 207 | | 2-2-0 | | 32 | | 42 | | 152 | | .50081 152 | | 5 | | 5 | |
| TOTALS | | RPI 1-25 | | RPI 26-50 | | W-L RECORDS | | RPI 51-100 | | RPI 101-150 | | RPI 150+ | | | | | | | |
| 22-24-0 | | 5-2-0 | | 7-5-0 | | OVERALL | | 4-8-0 | | 2-5-0 | | 4-4-0 | | | | | | | |
| 15-13-0 | | 4-1-0 | | 6-2-0 | | HOME | | 0-5-0 | | 2-1-0 | | 3-4-0 | | | | | | | |
| 7-11-0 | | 1-1-0 | | 1-3-0 | | AWAY | | 4-3-0 | | 0-4-0 | | 1-0-0 | | | | | | | |
| 0-0-0 | | 0-0-0 | | 0-0-0 | | NEUTRAL | | 0-0-0 | | 0-0-0 | | 0-0-0 | | | | | | | |
| 13-18-0 | | 5-2-0 | | 1-2-0 | | NON-CONFERENCE | | 1-5-0 | | 2-5-0 | | 4-4-0 | | | | | | | |
| 10-12-0 | | 4-1-0 | | 1-1-0 | | HOME | | 0-5-0 | | 2-1-0 | | 3-4-0 | | | | | | | |
| 3-6-0 | | 1-1-0 | | 0-0- | | AWAY | | 1-0-0 | | 0-4-0 | | 1-0-0 | | | | | | | |
| 0-0-0 | | 0-0-0 | | 0-0-0 | | NEUTRAL | | 0-0-0 | | 0-0-0 | | 0-0-0 | | | | | | | |
| 9-6-0 | | 0-0-0 | | 6-3-0 | | CONFERENCE | | 3-3-0 | | 0-0-0 | | 0-0-0 | | | | | | | |
| 5-1-0 | | 0-0-0 | | 5-1-0 | | HOME | | 0-0-0 | | 0-0-0 | | 0-0-0 | | | | | | | |
| 4-5-0 | | 0-0-0 | | 1-2-0 | | AWAY | | 3-3-0 | | 0-0-0 | | 0-0-0 | | | | | | | |
| 0-0-0 | | 0-0-0 | | 0-0-0 | | NEUTRAL | | 0-0-0 | | 0-0-0 | | 0-0-0 | | | | | | | |
| RPI S | Opponent | | Score | | RPI S | Opponent | | Score | | RPI S | Opponent | | Score | | RPI S | Opponent | | Score | |
| 11 H | West Virginia | | 5 | 18 | 26 H | McNeese | | 10 | 2 | 54 H | San Diego | | 4 | 7 | 114 A | UC Santa Barbara | | 4 | 7 |
| 11 H | West Virginia | | 6 | 0 | 29 H | South Fla. | | 5 | 7 | 54 H | San Diego | | 4 | 11 | 114 A | UC Santa Barbara | | 1 | 14 |
| 11 H | West Virginia | | 9 | 8 | 29 H | South Fla. | | 4 | 3 | 54 H | San Diego | | 4 | 5 | 114 A | UC Santa Barbara | | 5 | 6 |
| 15 A | LSU | | 7 | 6 | 29 H | South Fla. | | 6 | 4 | 54 H | San Diego | | 2 | 6 | 120 H | Columbia | | 8 | 7 |
| 15 H | LSU | | 9 | 6 | 32 A | Houston | | 7 | 1 | 57 A | Louisiana | | 6 | 4 | 120 H | Columbia | | 5 | 11 |
| 21 A | Southern Miss. | | 1 | 2 | 32 A | Houston | | 2 | 12 | 57 H | Louisiana | | 0 | 1 | 120 H | Columbia | | 7 | 0 |
| 21 H | Southern Miss. | | 10 | 8 | 32 A | Houston | | 7 | 8 | 86 A | East Carolina | | 3 | 5 | 128 A | New Orleans | | 5 | 9 |
| | | | | | 38 A | Southeastern La. | | 5 | 8 | 86 A | East Carolina | | 8 | 15 | 155 A | Nicholls St. | | 3 | 2 |
| | | | | | 38 H | Southeastern La. | | 2 | 16 | 86 A | East Carolina | | 5 | 4 | 155 H | Nicholls St. | | 9 | 3 |
| | | | | | 46 H | UConn | | 6 | 5 | 91 A | Cincinnati | | 1 | 11 | 199 H | Stetson | | 7 | 6 |
| | | | | | 46 H | UConn | | 3 | 1 | 91 A | Cincinnati | | 6 | 2 | 199 H | Stetson | | 1 | 5 |
| | | | | | 46 H | UConn | | 8 | 3 | 91 A | Cincinnati | | 16 | 8 | 199 H | Stetson | | 10 | 12 |
| | | | | | | | | | | | | | | | 221 H | Air Force | | 2 | 3 |
| | | | | | | | | | | | | | | | 221 H | Air Force | | 4 | 3 |
| | | | | | | | | | | | | | | | 231 H | Army West Point | | 4 | 7 |
| | | | | LAST 10 GAMES | | | | | | | | | | | | | | | |
| | | | | | 38 H | Southeastern La. | | 2 | 16 | 32 A | Houston | | 2 | 12 | | | | | |
| | | | | | 86 A | East Carolina | | 3 | 5 | 32 A | Houston | | 7 | 8 | | | | | |
| | | | | | 86 A | East Carolina | | 5 | 4 | 32 A | Houston | | 7 | 1 | | | | | |
| | | | | | 86 A | East Carolina | | 8 | 15 | 21 H | Southern Miss. | | 10 | 8 | | | | | |
| | | | | | 15 H | LSU | | 9 | 6 | 57 H | Louisiana | | 0 | 1 | | | | | |

Non-Div. I Games:

Tulane

| Average RPI Win: 187 | | WON-LOST RECORD | | WINNING PCT. RANK | | LAST 10 GAMES | | STRENGTH OF SCHEDULE | | OPP. STRENGTH OF SCHEDULE | | TEAM RPI | | ADJ RPI | | CONF. RPI | | ADJ CONF. RPI | | | | | |
|----------------------|---|-----------------|--|-------------------|----|----------------|---|----------------------|--|---------------------------|----|----------------|---|------------|--|-----------|---|---------------|---|-------------------|--|-------|----|
| DIV. I ONLY | | 23-17-0 | | .575 90 | | 4-6-0 | | 142 | | 98 | | 83 | | .5328 83 | | 7 7 | | 7 7 | | | | | |
| DIV. I NON-CONF. | | 16-8-0 | | .66667 44 | | 1-0-0 | | 187 | | 98 | | 59 | | .5468 59 | | 7 7 | | 7 7 | | | | | |
| TOTALS | | RPI 1-25 | | RPI 26-50 | | W-L RECORDS | | RPI 51-100 | | RPI 101-150 | | RPI 150+ | | | | | | | | | | | |
| 23-17-0 | | 0-4-0 | | 0-3-0 | | OVERALL | | 0-4-0 | | 7-2-0 | | 16-4-0 | | | | | | | | | | | |
| 7-5-0 | | 0-0-0 | | 0-0-0 | | HOME | | 0-3-0 | | 1-0-0 | | 6-2-0 | | | | | | | | | | | |
| 13-10-0 | | 0-3-0 | | 0-3-0 | | AWAY | | 0-1-0 | | 6-1-0 | | 7-2-0 | | | | | | | | | | | |
| 3-2-0 | | 0-1-0 | | 0-0-0 | | NEUTRAL | | 0-0-0 | | 0-1-0 | | 3-0-0 | | | | | | | | | | | |
| 16-8-0 | | 0-1-0 | | 0-2-0 | | NON-CONFERENCE | | 0-1-0 | | 4-2-0 | | 12-2-0 | | | | | | | | | | | |
| 5-1-0 | | 0-0-0 | | 0-0-0 | | HOME | | 0-0-0 | | 1-0-0 | | 4-1-0 | | | | | | | | | | | |
| 8-5-0 | | 0-0-0 | | 0-0- | | AWAY | | 0-1-0 | | 3-1-0 | | 5-1-0 | | | | | | | | | | | |
| 3-2-0 | | 0-1-0 | | 0-0-0 | | NEUTRAL | | 0-0-0 | | 0-1-0 | | 3-0-0 | | | | | | | | | | | |
| 7-9-0 | | 0-3-0 | | 0-1-0 | | CONFERENCE | | 0-3-0 | | 3-0-0 | | 4-2-0 | | | | | | | | | | | |
| 2-4-0 | | 0-0-0 | | 0-0-0 | | HOME | | 0-3-0 | | 0-0-0 | | 2-1-0 | | | | | | | | | | | |
| 5-5-0 | | 0-3-0 | | 0-1-0 | | AWAY | | 0-0-0 | | 3-0-0 | | 2-1-0 | | | | | | | | | | | |
| 0-0-0 | | 0-0-0 | | 0-0-0 | | NEUTRAL | | 0-0-0 | | 0-0-0 | | 0-0-0 | | | | | | | | | | | |
| RPI | S | Opponent | | Score | | RPI | S | Opponent | | Score | | RPI | S | Opponent | | Score | | RPI | S | Opponent | | Score | |
| 4 | N | Clemson | | 2 | 9 | 30 | A | Michigan | | 4 | 12 | 74 | H | Minnesota | | 2 | 3 | 117 | N | Cornell | | 1 | 2 |
| 20 | A | Maryland | | 1 | 2 | 31 | A | South Carolina | | 2 | 3 | 74 | H | Minnesota | | 3 | 4 | 121 | H | Central Mich. | | 11 | 2 |
| 20 | A | Maryland | | 2 | 6 | 31 | A | South Carolina | | 2 | 5 | 74 | H | Minnesota | | 4 | 9 | 122 | A | UNCG | | 1 | 4 |
| 20 | A | Maryland | | 2 | 12 | | | | | | | 92 | A | Notre Dame | | 1 | 2 | 122 | A | UNCG | | 22 | 16 |
| | | | | | | | | | | | | | | | | | | 122 | A | UNCG | | 5 | 4 |
| | | | | | | | | | | | | | | | | | | 131 | A | Illinois | | 12 | 4 |
| | | | | | | | | | | | | | | | | | | 131 | A | Illinois | | 17 | 6 |
| | | | | | | | | | | | | | | | | | | 131 | A | Illinois | | 12 | 1 |
| | | | | | | | | | | | | | | | | | | 140 | A | Furman | | 3 | 2 |
| | | | | | | | | | | | | | | | | | | 157 | H | Ohio St. | | 6 | 5 |
| | | | | | | | | | | | | | | | | | | 157 | H | Ohio St. | | 2 | 0 |
| | | | | | | | | | | | | | | | | | | 157 | H | Ohio St. | | 8 | 13 |
| | | | | | | | | | | | | | | | | | | 161 | N | Presbyterian | | 10 | 2 |
| | | | | | | | | | | | | | | | | | | 186 | H | Toledo | | 11 | 1 |
| | | | | | | | | | | | | | | | | | | 190 | H | Fresno St. | | 8 | 2 |
| | | | | | | | | | | | | | | | | | | 190 | H | Fresno St. | | 10 | 4 |
| | | | | | | | | | | | | | | | | | | 190 | H | Fresno St. | | 9 | 5 |
| | | | | | | | | | | | | | | | | | | 195 | A | Eastern Mich. | | 3 | 4 |
| | | | | | | | | | | | | | | | | | | 204 | H | Western Mich. | | 2 | 3 |
| | | | | | | | | | | | | | | | | | | 205 | N | UT Martin | | 6 | 1 |
| | | | | | | | | | | | | | | | | | | 230 | N | Campbell | | 3 | 1 |
| | | | | | | | | | | | | | | | | | | 238 | A | Northwestern | | 2 | 3 |
| | | | | | | | | | | | | | | | | | | 238 | A | Northwestern | | 13 | 5 |
| | | | | | | | | | | | | | | | | | | 238 | A | Northwestern | | 8 | 1 |
| | | | | | | | | | | | | | | | | | | 253 | A | Abilene Christian | | 9 | 7 |
| | | | | | | | | | | | | | | | | | | 253 | A | Abilene Christian | | 9 | 2 |
| | | | | | | | | | | | | | | | | | | 253 | A | Abilene Christian | | 19 | 7 |
| | | | | | | | | | | | | | | | | | | | | | | | |
| LAST 10 GAMES | | | | | | | | | | | | | | | | | | | | | | | |
| 238 A Northwestern | | | | | | 13 5 | | | | | | 20 A Maryland | | | | | | 1 2 | | | | | |
| 238 A Northwestern | | | | | | 2 3 | | | | | | 20 A Maryland | | | | | | 2 12 | | | | | |
| 238 A Northwestern | | | | | | 8 1 | | | | | | 30 A Michigan | | | | | | 4 12 | | | | | |
| 186 H Toledo | | | | | | 11 1 | | | | | | 157 H Ohio St. | | | | | | 8 13 | | | | | |
| 20 A Maryland | | | | | | 2 6 | | | | | | 157 H Ohio St. | | | | | | 6 5 | | | | | |

Non-Div. I Games:

Michigan St.

M
i
c
h
i
g
a
n
s
t
.

Michigan
State.

Michigan St.

W
i
n
t
h
r
o
p

Winthrop

| RPI | S | Opponent | Score | |
|-----|---|-------------|-------|----|
| 235 | A | The Citadel | 8 | 34 |
| 235 | H | The Citadel | 6 | 4 |
| 259 | A | Longwood | 7 | 3 |
| 259 | A | Longwood | 7 | 9 |
| 259 | A | Longwood | 15 | 4 |

Winthrop

W
i
n
t
h
r
o
p

W
i
n
t
h
r
o
p

| RPI | S | Opponent | Score | |
|-----|---|--------------|-------|---|
| 235 | H | The Citadel | 1 | 0 |
| 287 | A | Savannah St. | 6 | 5 |
| 287 | H | Savannah St. | 11 | 7 |

Ga. Southern

G
a
.
S
o
u
t
h
e
r
n

G
a
.
S
o
u
t
h
e
r
n

| Average RPI Win: | | 155 | WON-LOST RECORD | | WINNING PCT. RANK | LAST 10 GAMES | | STRENGTH OF SCHEDULE | | OPP. STRENGTH OF SCHEDULE | TEAM RPI | ADJ RPI | | CONF. RPI | ADJ CONF. RPI | | |
|------------------|---|----------------|-----------------|-----------|-------------------|----------------|-------|----------------------|----|---------------------------|----------|----------|--------|------------|---------------|-------|---|
| DIV. I ONLY | | | 24-21-0 | | .53333 | 122 | 5-5-0 | | 56 | | 40 | 86 | .53089 | 86 | 5 | 5 | |
| DIV. I NON-CONF. | | | 20-10-0 | | .66667 | 44 | 1-1-0 | | 57 | | 52 | 44 | .55823 | 44 | 5 | 5 | |
| TOTALS | | RPI 1-25 | | RPI 26-50 | | W-L RECORDS | | RPI 51-100 | | RPI 101-150 | | RPI 150+ | | | | | |
| 24-21-0 | | 0-2-0 | | 3-17-0 | | OVERALL | | 5-2-0 | | 2-0-0 | | 14-0-0 | | | | | |
| 16-13-0 | | 0-1-0 | | 3-11-0 | | HOME | | 3-1-0 | | 1-0-0 | | 9-0-0 | | | | | |
| 8-8-0 | | 0-1-0 | | 0-6-0 | | AWAY | | 2-1-0 | | 1-0-0 | | 5-0-0 | | | | | |
| 0-0-0 | | 0-0-0 | | 0-0-0 | | NEUTRAL | | 0-0-0 | | 0-0-0 | | 0-0-0 | | | | | |
| 20-10-0 | | 0-2-0 | | 3-8-0 | | NON-CONFERENCE | | 1-0-0 | | 2-0-0 | | 14-0-0 | | | | | |
| 14-6-0 | | 0-1-0 | | 3-5-0 | | HOME | | 1-0-0 | | 1-0-0 | | 9-0-0 | | | | | |
| 6-4-0 | | 0-1-0 | | 0-0- | | AWAY | | 0-0-0 | | 1-0-0 | | 5-0-0 | | | | | |
| 0-0-0 | | 0-0-0 | | 0-0-0 | | NEUTRAL | | 0-0-0 | | 0-0-0 | | 0-0-0 | | | | | |
| 4-11-0 | | 0-0-0 | | 0-9-0 | | CONFERENCE | | 4-2-0 | | 0-0-0 | | 0-0-0 | | | | | |
| 2-7-0 | | 0-0-0 | | 0-6-0 | | HOME | | 2-1-0 | | 0-0-0 | | 0-0-0 | | | | | |
| 2-4-0 | | 0-0-0 | | 0-3-0 | | AWAY | | 2-1-0 | | 0-0-0 | | 0-0-0 | | | | | |
| 0-0-0 | | 0-0-0 | | 0-0-0 | | NEUTRAL | | 0-0-0 | | 0-0-0 | | 0-0-0 | | | | | |
| RPI | S | Opponent | | Score | | RPI | S | Opponent | | Score | | RPI | S | Opponent | | Score | |
| 2 | A | North Carolina | | 2 | 3 | 32 | A | Houston | | 3 | 17 | 56 | H | Liberty | | 8 | 6 |
| 2 | H | North Carolina | | 2 | 6 | 32 | A | Houston | | 1 | 8 | 82 | H | Tulane | | 4 | 5 |
| | | | | | | 32 | A | Houston | | 6 | 9 | 82 | H | Tulane | | 15 | 8 |
| | | | | | | 34 | H | UCF | | 0 | 7 | 82 | H | Tulane | | 5 | 3 |
| | | | | | | 34 | H | UCF | | 4 | 9 | 91 | A | Cincinnati | | 6 | 0 |
| | | | | | | 34 | H | UCF | | 7 | 8 | 91 | A | Cincinnati | | 2 | 8 |
| | | | | | | 35 | A | Ole Miss | | 6 | 8 | 91 | A | Cincinnati | | 14 | 3 |
| | | | | | | 35 | A | Ole Miss | | 4 | 5 | | | | | | |
| | | | | | | 35 | A | Ole Miss | | 2 | 3 | | | | | | |
| | | | | | | 36 | H | St. John's (NY) | | 7 | 4 | | | | | | |
| | | | | | | 45 | H | North Carolina St. | | 0 | 6 | | | | | | |
| | | | | | | 46 | H | UConn | | 2 | 3 | | | | | | |
| | | | | | | 46 | H | UConn | | 2 | 3 | | | | | | |
| | | | | | | 46 | H | UConn | | 1 | 5 | | | | | | |
| | | | | | | 47 | H | Charlotte | | 3 | 0 | | | | | | |
| | | | | | | 47 | H | Charlotte | | 0 | 2 | | | | | | |
| | | | | | | 47 | H | Charlotte | | 10 | 7 | | | | | | |
| | | | | | | 50 | H | Mercer | | 2 | 8 | | | | | | |
| | | | | | | 50 | H | Mercer | | 5 | 7 | | | | | | |
| | | | | | | 50 | H | Mercer | | 7 | 10 | | | | | | |
| LAST 10 GAMES | | | | | | | | | | | | | | | | | |
| | | | | | | 82 | H | Tulane | | 5 | 3 | 91 | A | Cincinnati | | 6 | 0 |
| | | | | | | 82 | H | Tulane | | 4 | 5 | 91 | A | Cincinnati | | 2 | 8 |
| | | | | | | 82 | H | Tulane | | 15 | 8 | 176 | A | UNCW | | 9 | 5 |
| | | | | | | 45 | H | North Carolina St. | | 0 | 6 | 34 | H | UCF | | 0 | 7 |
| | | | | | | 91 | A | Cincinnati | | 14 | 3 | 34 | H | UCF | | 4 | 9 |

Non-Div. I Games:

East Carolina

| Average RPI Win: 165 | | WON-LOST | WINNING | LAST 10 | STRENGTH OF | | OPP. STRENGTH | TEAM | ADJ | | CONF. | ADJ CONF. |
|----------------------|----------|----------|-----------|--------------|----------------|-------|---------------|-------|-------------|-------------|----------|-----------|
| Average RPI Loss: 70 | | RECORD | PCT. RANK | GAMES | SCHEDULE | | OF SCHEDULE | RPI | RPI | | RPI | RPI |
| DIV. I ONLY | | 17-25-0 | .40476 | 220 | 4-5-0 | | 20 | 126 | 87 | | 7 | 7 |
| DIV. I NON-CONF. | | 12-18-0 | .4 | 211 | 1-2-0 | | 41 | 125 | 101 | | 7 | 7 |
| TOTALS | | RPI 1-25 | RPI 26-50 | | W-L RECORDS | | RPI 51-100 | | RPI 101-150 | | RPI 150+ | |
| 17-25-0 | | 0-6-0 | 2-4-0 | | OVERALL | | 5-11-0 | | 2-2-0 | | 8-2-0 | |
| 6-9-0 | | 0-3-0 | 1-2-0 | | HOME | | 2-2-0 | | 0-1-0 | | 3-1-0 | |
| 11-16-0 | | 0-3-0 | 1-2-0 | | AWAY | | 3-9-0 | | 2-1-0 | | 5-1-0 | |
| 0-0-0 | | 0-0-0 | 0-0-0 | | NEUTRAL | | 0-0-0 | | 0-0-0 | | 0-0-0 | |
| 12-18-0 | | 0-3-0 | 1-2-0 | | NON-CONFERENCE | | 3-10-0 | | 0-1-0 | | 8-2-0 | |
| 3-3-0 | | 0-0-0 | 0-0-0 | | HOME | | 0-1-0 | | 0-1-0 | | 3-1-0 | |
| 9-15-0 | | 0-3-0 | 1-0- | | AWAY | | 3-9-0 | | 0-0-0 | | 5-1-0 | |
| 0-0-0 | | 0-0-0 | 0-0-0 | | NEUTRAL | | 0-0-0 | | 0-0-0 | | 0-0-0 | |
| 5-7-0 | | 0-3-0 | 1-2-0 | | CONFERENCE | | 2-1-0 | | 2-1-0 | | 0-0-0 | |
| 3-6-0 | | 0-3-0 | 1-2-0 | | HOME | | 2-1-0 | | 0-0-0 | | 0-0-0 | |
| 2-1-0 | | 0-0-0 | 0-0-0 | | AWAY | | 0-0-0 | | 2-1-0 | | 0-0-0 | |
| 0-0-0 | | 0-0-0 | 0-0-0 | | NEUTRAL | | 0-0-0 | | 0-0-0 | | 0-0-0 | |
| RPI S | Opponent | Score | RPI S | Opponent | Score | RPI S | Opponent | Score | RPI S | Opponent | Score | |
| 10 A | Virginia | 3 7 | 30 H | Michigan | 3 6 | 62 A | Fla. Atlantic | 2 14 | 102 A | Iowa | 13 5 | |
| 10 A | Virginia | 4 12 | 30 H | Michigan | 12 5 | 66 A | FGCU | 2 5 | 102 A | Iowa | 5 3 | |
| 10 A | Virginia | 2 18 | 30 H | Michigan | 3 8 | 66 A | FGCU | 3 8 | 102 A | Iowa | 3 8 | |
| 20 H | Maryland | 1 5 | 37 A | Old Dominion | 2 6 | 66 A | FGCU | 4 13 | 120 H | Columbia | 7 13 | |
| 20 H | Maryland | 1 9 | 37 A | Old Dominion | 8 5 | 69 A | Miami (FL) | 17 6 | 203 H | Monmouth | 6 4 | |
| 20 H | Maryland | 1 6 | 37 A | Old Dominion | 4 15 | 69 A | Miami (FL) | 0 3 | 246 H | Rider | 2 7 | |
| | | | | | | 69 A | Miami (FL) | 4 8 | 249 A | Iona | 12 3 | |
| | | | | | | 70 A | Seton Hall | 9 10 | 250 A | Villanova | 2 3 | |
| | | | | | | 70 H | Seton Hall | 6 9 | 267 A | USC Upstate | 5 1 | |
| | | | | | | 90 A | North Florida | 2 13 | 267 A | USC Upstate | 11 3 | |
| | | | | | | 90 A | North Florida | 1 15 | 267 A | USC Upstate | 10 7 | |
| | | | | | | 90 A | North Florida | 12 4 | 276 H | Wagner | 9 2 | |
| | | | | | | 90 A | North Florida | 2 1 | 276 H | Wagner | 12 10 | |
| | | | | | | 95 H | Purdue | 8 2 | 291 A | Lafayette | 28 4 | |
| | | | | | | 95 H | Purdue | 7 6 | | | | |
| | | | | | | 95 H | Purdue | 6 7 | | | | |
| LAST 10 GAMES | | | | | | | | | | | | |
| | | | 120 H | Columbia | 7 13 | 102 A | Iowa | 13 5 | | | | |
| | | | 276 H | Wagner | 12 10 | 102 A | Iowa | 5 3 | | | | |
| | | | 30 H | Michigan | 3 8 | 102 A | Iowa | 3 8 | | | | |
| | | | 30 H | Michigan | 3 6 | 70 A | Seton Hall | 9 10 | | | | |
| | | | 30 H | Michigan | 12 5 | 70 H | Seton Hall | 6 9 | | | | |

Non-Div. I Games:

Rutgers

| Average RPI Win: | | 181 | WON-LOST RECORD | | WINNING PCT. RANK | LAST 10 GAMES | | STRENGTH OF SCHEDULE | | OPP. STRENGTH OF SCHEDULE | TEAM RPI | ADJ RPI | CONF. RPI | ADJ CONF. RPI | | | | | | | |
|-------------------|---|------------|-----------------|-----------|-------------------|-------------------|-------|----------------------|-----|---------------------------|----------|---------------|-----------|-------------------|----|-------|----|------------|--|----|---|
| Average RPI Loss: | | 140 | | | | | | | | | | | | | | | | | | | |
| DIV. I ONLY | | | 32-14-0 | | .69565 | 23 | 5-5-0 | | 244 | 132 | 88 | .52966 | 88 | 17 | 17 | | | | | | |
| DIV. I NON-CONF. | | | 14-11-0 | | .56 | 109 | 1-4-0 | | 269 | 133 | 192 | .47867 | 192 | 20 | 20 | | | | | | |
| TOTALS | | RPI 1-25 | | RPI 26-50 | | W-L RECORDS | | RPI 51-100 | | RPI 101-150 | | RPI 150+ | | | | | | | | | |
| 32-14-0 | | 1-0-0 | | 0-1-0 | | OVERALL | | 1-2-0 | | 7-5-0 | | 23-6-0 | | | | | | | | | |
| 19-4-0 | | 0-0-0 | | 0-0-0 | | HOME | | 0-0-0 | | 1-2-0 | | 18-2-0 | | | | | | | | | |
| 13-10-0 | | 1-0-0 | | 0-1-0 | | AWAY | | 1-2-0 | | 6-3-0 | | 5-4-0 | | | | | | | | | |
| 0-0-0 | | 0-0-0 | | 0-0-0 | | NEUTRAL | | 0-0-0 | | 0-0-0 | | 0-0-0 | | | | | | | | | |
| 14-11-0 | | 1-0-0 | | 0-1-0 | | NON-CONFERENCE | | 1-2-0 | | 1-2-0 | | 11-6-0 | | | | | | | | | |
| 10-4-0 | | 0-0-0 | | 0-0-0 | | HOME | | 0-0-0 | | 1-2-0 | | 9-2-0 | | | | | | | | | |
| 4-7-0 | | 1-0-0 | | 0-0- | | AWAY | | 1-2-0 | | 0-0-0 | | 2-4-0 | | | | | | | | | |
| 0-0-0 | | 0-0-0 | | 0-0-0 | | NEUTRAL | | 0-0-0 | | 0-0-0 | | 0-0-0 | | | | | | | | | |
| 18-3-0 | | 0-0-0 | | 0-0-0 | | CONFERENCE | | 0-0-0 | | 6-3-0 | | 12-0-0 | | | | | | | | | |
| 9-0-0 | | 0-0-0 | | 0-0-0 | | HOME | | 0-0-0 | | 0-0-0 | | 9-0-0 | | | | | | | | | |
| 9-3-0 | | 0-0-0 | | 0-0-0 | | AWAY | | 0-0-0 | | 6-3-0 | | 3-0-0 | | | | | | | | | |
| 0-0-0 | | 0-0-0 | | 0-0-0 | | NEUTRAL | | 0-0-0 | | 0-0-0 | | 0-0-0 | | | | | | | | | |
| RPI | S | Opponent | | Score | | RPI | S | Opponent | | Score | | RPI | S | Opponent | | Score | | | | | |
| 25 | A | Vanderbilt | | 5 | 2 | 41 | A | Tennessee | | 0 | 6 | 81 | A | Bethune-Cookman | | 5 | 0 | | | | |
| | | | | | | | | | | | | 81 | A | Bethune-Cookman | | 1 | 3 | | | | |
| | | | | | | | | | | | | 81 | A | Bethune-Cookman | | 4 | 5 | | | | |
| | | | | | | | | | | | | | | Middle Tenn. | | 7 | 18 | | | | |
| | | | | | | | | | | | | | | Jacksonville St. | | 22 | 6 | | | | |
| | | | | | | | | | | | | | | Jacksonville St. | | 2 | 7 | | | | |
| | | | | | | | | | | | | | | Jacksonville St. | | 3 | 8 | | | | |
| | | | | | | | | | | | | | | Central Ark. | | 6 | 10 | | | | |
| | | | | | | | | | | | | | | Central Ark. | | 11 | 6 | | | | |
| | | | | | | | | | | | | | | Southeast Mo. St. | | 9 | 11 | | | | |
| | | | | | | | | | | | | | | Southeast Mo. St. | | 9 | 8 | | | | |
| | | | | | | | | | | | | | | Southeast Mo. St. | | 8 | 4 | | | | |
| | | | | | | | | | | | | | | Austin Peay | | 14 | 3 | | | | |
| | | | | | | | | | | | | | | Austin Peay | | 14 | 13 | | | | |
| | | | | | | | | | | | | | | Austin Peay | | 10 | 8 | | | | |
| | | | | | | | | | | | | | | Bradley | | 5 | 7 | | | | |
| | | | | | | | | | | | | | | Bradley | | 16 | 14 | | | | |
| | | | | | | | | | | | | | | Bradley | | 13 | 7 | | | | |
| | | | | | | | | | | | | | | Southern Ill. | | 9 | 10 | | | | |
| | | | | | | | | | | | | | | Southern Ill. | | 8 | 13 | | | | |
| | | | | | | | | | | | | | | Southern Ill. | | 4 | 6 | | | | |
| | | | | | | | | | | | | | | Lipscomb | | 9 | 11 | | | | |
| | | | | | | | | | | | | | | Lipscomb | | 10 | 1 | | | | |
| | | | | | | | | | | | | | | UNC Asheville | | 20 | 9 | | | | |
| | | | | | | | | | | | | | | Murray St. | | 14 | 10 | | | | |
| | | | | | | | | | | | | | | Murray St. | | 4 | 2 | | | | |
| | | | | | | | | | | | | | | Murray St. | | 6 | 4 | | | | |
| | | | | | | | | | | | | | | Toledo | | 7 | 5 | | | | |
| | | | | | | | | | | | | | | Toledo | | 10 | 0 | | | | |
| | | | | | | | | | | | | | | Toledo | | 10 | 2 | | | | |
| LAST 10 GAMES | | | | | | | | | | | | | | | | | | | | | |
| | | | | 134 | A | Southeast Mo. St. | | 9 | 11 | 179 | A | Southern Ill. | | 9 | 10 | 185 | H | Murray St. | | 4 | 2 |
| | | | | 134 | A | Southeast Mo. St. | | 9 | 8 | 179 | A | Southern Ill. | | 4 | 6 | 185 | H | Murray St. | | 6 | 4 |
| | | | | 134 | A | Southeast Mo. St. | | 8 | 4 | 295 | A | Alabama A&M | | 10 | 4 | 186 | H | Toledo | | 7 | 5 |
| | | | | 110 | H | Middle Tenn. | | 7 | 18 | 185 | H | Murray St. | | 14 | 10 | 186 | H | Toledo | | 10 | 0 |
| | | | | 179 | A | Southern Ill. | | 8 | 13 | 185 | H | Murray St. | | 6 | 4 | 186 | H | Toledo | | 10 | 2 |

Non-Div. I Games:

Tennessee Tech

| RPI | S | Opponent | Score | |
|-----|---|--------------|-------|---|
| 186 | H | Toledo | 2 | 0 |
| 188 | H | Eastern Ill. | 5 | 3 |
| 188 | H | Eastern Ill. | 11 | 4 |
| 188 | H | Eastern Ill. | 13 | 9 |
| 205 | A | UT Martin | 9 | 6 |
| 205 | A | UT Martin | 14 | 6 |
| 205 | A | UT Martin | 4 | 3 |
| 240 | H | SIUE | 3 | 2 |
| 240 | H | SIUE | 11 | 7 |
| 240 | H | SIUE | 13 | 8 |
| 275 | H | Illinois St. | 2 | 9 |
| 275 | H | Illinois St. | 4 | 3 |
| 295 | A | Alabama A&M | 10 | 4 |
| 295 | H | Alabama A&M | 17 | 3 |

Tennessee Tech

T
e
n
n
e
s
s
e
e
T
e
c
h

T
e
n
n
e
s
s
e
e
T
e
c
h

| Average RPI Win: 150 | | WON-LOST | WINNING | LAST 10 | STRENGTH OF | | OPP. STRENGTH | TEAM | ADJ | | CONF. | ADJ CONF. | | | | | |
|----------------------|---|-----------------|-----------|-----------|-------------|----------------|---------------|--------------|-----|-------------|-------|-----------|---|--------------|--|-------|----|
| Average RPI Loss: 59 | | RECORD | PCT. RANK | GAMES | SCHEDULE | | OF SCHEDULE | RPI | RPI | | RPI | RPI | | | | | |
| DIV. I ONLY | | 24-21-0 | .53333 | 122 | 3-7-0 | | 48 | 103 | 89 | | 5 | 5 | | | | | |
| DIV. I NON-CONF. | | 19-11-0 | .63333 | 66 | 1-2-0 | | 120 | 179 | 103 | | 5 | 5 | | | | | |
| <hr/> | | | | | | | | | | | | | | | | | |
| TOTALS | | RPI 1-25 | | RPI 26-50 | | W-L RECORDS | | RPI 51-100 | | RPI 101-150 | | RPI 150+ | | | | | |
| 24-21-0 | | 2-4-0 | | 6-11-0 | | OVERALL | | 4-2-0 | | 0-2-0 | | 12-2-0 | | | | | |
| 16-12-0 | | 0-1-0 | | 4-6-0 | | HOME | | 2-1-0 | | 0-2-0 | | 10-2-0 | | | | | |
| 8-9-0 | | 2-3-0 | | 2-5-0 | | AWAY | | 2-1-0 | | 0-0-0 | | 2-0-0 | | | | | |
| 0-0-0 | | 0-0-0 | | 0-0-0 | | NEUTRAL | | 0-0-0 | | 0-0-0 | | 0-0-0 | | | | | |
| 19-11-0 | | 2-4-0 | | 3-2-0 | | NON-CONFERENCE | | 2-1-0 | | 0-2-0 | | 12-2-0 | | | | | |
| 14-8-0 | | 0-1-0 | | 2-2-0 | | HOME | | 2-1-0 | | 0-2-0 | | 10-2-0 | | | | | |
| 5-3-0 | | 2-3-0 | | 1-0- | | AWAY | | 0-0-0 | | 0-0-0 | | 2-0-0 | | | | | |
| 0-0-0 | | 0-0-0 | | 0-0-0 | | NEUTRAL | | 0-0-0 | | 0-0-0 | | 0-0-0 | | | | | |
| 5-10-0 | | 0-0-0 | | 3-9-0 | | CONFERENCE | | 2-1-0 | | 0-0-0 | | 0-0-0 | | | | | |
| 2-4-0 | | 0-0-0 | | 2-4-0 | | HOME | | 0-0-0 | | 0-0-0 | | 0-0-0 | | | | | |
| 3-6-0 | | 0-0-0 | | 1-5-0 | | AWAY | | 2-1-0 | | 0-0-0 | | 0-0-0 | | | | | |
| 0-0-0 | | 0-0-0 | | 0-0-0 | | NEUTRAL | | 0-0-0 | | 0-0-0 | | 0-0-0 | | | | | |
| RPI | S | Opponent | | Score | | RPI | S | Opponent | | Score | | RPI | S | Opponent | | Score | |
| 16 | A | Arkansas | | 7 | 16 | 29 | H | South Fla. | | 5 | 1 | 85 | H | Ga. Southern | | 5 | 2 |
| 16 | A | Arkansas | | 0 | 2 | 29 | H | South Fla. | | 6 | 11 | 85 | H | Ga. Southern | | 6 | 7 |
| 17 | H | Mississippi St. | | 3 | 8 | 29 | H | South Fla. | | 2 | 4 | 85 | H | Ga. Southern | | 9 | 8 |
| 19 | A | Missouri St. | | 6 | 5 | 32 | H | Houston | | 8 | 9 | 91 | A | Cincinnati | | 7 | 5 |
| 19 | A | Missouri St. | | 5 | 9 | 32 | H | Houston | | 10 | 8 | 91 | A | Cincinnati | | 3 | 4 |
| 19 | A | Missouri St. | | 5 | 4 | 32 | H | Houston | | 3 | 13 | 91 | A | Cincinnati | | 7 | 5 |
| | | | | | | 34 | A | UCF | | 9 | 4 | | | | | | |
| | | | | | | 34 | A | UCF | | 1 | 2 | | | | | | |
| | | | | | | 34 | A | UCF | | 4 | 7 | | | | | | |
| | | | | | | 35 | A | Ole Miss | | 9 | 6 | | | | | | |
| | | | | | | 35 | H | Ole Miss | | 2 | 1 | | | | | | |
| | | | | | | 41 | H | Tennessee | | 0 | 10 | | | | | | |
| | | | | | | 41 | H | Tennessee | | 4 | 1 | | | | | | |
| | | | | | | 41 | H | Tennessee | | 5 | 8 | | | | | | |
| | | | | | | 46 | A | UConn | | 2 | 6 | | | | | | |
| | | | | | | 46 | A | UConn | | 0 | 4 | | | | | | |
| | | | | | | 46 | A | UConn | | 7 | 10 | | | | | | |
| <hr/> | | | | | | | | | | | | | | | | | |
| LAST 10 GAMES | | | | | | | | | | | | | | | | | |
| | | | | | | 34 | A | UCF | | 1 | 2 | 29 | H | South Fla. | | 6 | 11 |
| | | | | | | 34 | A | UCF | | 9 | 4 | 29 | H | South Fla. | | 2 | 4 |
| | | | | | | 34 | A | UCF | | 4 | 7 | 16 | A | Arkansas | | 0 | 2 |
| | | | | | | 187 | A | Arkansas St. | | 2 | 1 | 16 | A | Arkansas | | 7 | 16 |
| | | | | | | 29 | H | South Fla. | | 5 | 1 | 32 | H | Houston | | 8 | 9 |

Non-Div. I Games:

Memphis

| Average RPI Win: | | 155 | WON-LOST RECORD | | WINNING PCT. RANK | | LAST 10 GAMES | | STRENGTH OF SCHEDULE | | OPP. STRENGTH OF SCHEDULE | | TEAM RPI | | ADJ RPI | | CONF. RPI | | ADJ CONF. RPI | | | | |
|------------------|---|----------|-----------------|-----------|-------------------|----------------|---------------|------------|----------------------|-------------|---------------------------|----------|----------|-----------------|------------|-------|-----------|-----|---------------|--------------------|--|----|----|
| DIV. I ONLY | | | 30-15-0 | | .66667 36 | | 8-2-0 | | 129 | | 108 | | 90 | | .52924 90 | | 20 | | 20 | | | | |
| DIV. I NON-CONF. | | | 19-13-0 | | .59375 88 | | 2-2-0 | | 108 | | 75 | | 117 | | .51556 117 | | 21 | | 21 | | | | |
| TOTALS | | RPI 1-25 | | RPI 26-50 | | W-L RECORDS | | RPI 51-100 | | RPI 101-150 | | RPI 150+ | | | | | | | | | | | |
| 30-15-0 | | 0-1-0 | | 1-3-0 | | OVERALL | | 10-4-0 | | 2-1-0 | | 17-6-0 | | | | | | | | | | | |
| 24-11-0 | | 0-0-0 | | 1-1-0 | | HOME | | 8-4-0 | | 2-1-0 | | 13-5-0 | | | | | | | | | | | |
| 6-4-0 | | 0-1-0 | | 0-2-0 | | AWAY | | 2-0-0 | | 0-0-0 | | 4-1-0 | | | | | | | | | | | |
| 0-0-0 | | 0-0-0 | | 0-0-0 | | NEUTRAL | | 0-0-0 | | 0-0-0 | | 0-0-0 | | | | | | | | | | | |
| 19-13-0 | | 0-1-0 | | 1-3-0 | | NON-CONFERENCE | | 6-4-0 | | 0-0-0 | | 12-5-0 | | | | | | | | | | | |
| 16-10-0 | | 0-0-0 | | 1-1-0 | | HOME | | 5-4-0 | | 0-0-0 | | 10-5-0 | | | | | | | | | | | |
| 3-3-0 | | 0-1-0 | | 0-0- | | AWAY | | 1-0-0 | | 0-0-0 | | 2-0-0 | | | | | | | | | | | |
| 0-0-0 | | 0-0-0 | | 0-0-0 | | NEUTRAL | | 0-0-0 | | 0-0-0 | | 0-0-0 | | | | | | | | | | | |
| 11-2-0 | | 0-0-0 | | 0-0-0 | | CONFERENCE | | 4-0-0 | | 2-1-0 | | 5-1-0 | | | | | | | | | | | |
| 8-1-0 | | 0-0-0 | | 0-0-0 | | HOME | | 3-0-0 | | 2-1-0 | | 3-0-0 | | | | | | | | | | | |
| 3-1-0 | | 0-0-0 | | 0-0-0 | | AWAY | | 1-0-0 | | 0-0-0 | | 2-1-0 | | | | | | | | | | | |
| 0-0-0 | | 0-0-0 | | 0-0-0 | | NEUTRAL | | 0-0-0 | | 0-0-0 | | 0-0-0 | | | | | | | | | | | |
| RPI | S | Opponent | | Score | | RPI | S | Opponent | | Score | | RPI | S | Opponent | | Score | | | | | | | |
| 6 | A | Florida | | 1 | 2 | 29 | A | South Fla. | | 3 | 7 | 51 | H | DBU | | 5 | 9 | 146 | H | Kennesaw St. | | 3 | 8 |
| | | | | | | 29 | H | South Fla. | | 2 | 4 | 51 | H | DBU | | 6 | 2 | 146 | H | Kennesaw St. | | 9 | 2 |
| | | | | | | 34 | A | UCF | | 2 | 3 | 51 | H | DBU | | 8 | 7 | 146 | H | Kennesaw St. | | 4 | 3 |
| | | | | | | 34 | H | UCF | | 2 | 1 | 66 | H | FGCU | | 8 | 2 | 151 | A | Col. of Charleston | | 11 | 2 |
| | | | | | | | | | | | | 66 | H | FGCU | | 6 | 3 | 151 | H | Col. of Charleston | | 3 | 20 |
| | | | | | | | | | | | | 66 | H | FGCU | | 10 | 5 | 159 | H | Bradley | | 2 | 4 |
| | | | | | | | | | | | | 76 | A | Jacksonville | | 7 | 5 | 159 | H | Bradley | | 9 | 5 |
| | | | | | | | | | | | | 81 | A | Bethune-Cookman | | 5 | 4 | 159 | H | Bradley | | 4 | 2 |
| | | | | | | | | | | | | 81 | H | Bethune-Cookman | | 2 | 10 | 177 | H | Northeastern | | 11 | 1 |
| | | | | | | | | | | | | 87 | H | Rutgers | | 13 | 2 | 177 | H | Northeastern | | 17 | 6 |
| | | | | | | | | | | | | 87 | H | Rutgers | | 1 | 2 | 177 | H | Northeastern | | 1 | 9 |
| | | | | | | | | | | | | 87 | H | Rutgers | | 15 | 1 | 177 | H | Northeastern | | 6 | 7 |
| | | | | | | | | | | | | 87 | H | Rutgers | | 4 | 12 | 178 | H | Radford | | 9 | 2 |
| | | | | | | | | | | | | 94 | H | Florida A&M | | 6 | 5 | 178 | H | Radford | | 9 | 0 |
| | | | | | | | | | | | | | | | | | | 178 | H | Radford | | 7 | 8 |
| | | | | | | | | | | | | | | | | | | 182 | A | Lipscomb | | 11 | 1 |
| | | | | | | | | | | | | | | | | | | 182 | A | Lipscomb | | 1 | 8 |
| | | | | | | | | | | | | | | | | | | 182 | A | Lipscomb | | 7 | 5 |
| | | | | | | | | | | | | | | | | | | 201 | H | Penn | | 7 | 3 |
| | | | | | | | | | | | | | | | | | | 201 | H | Penn | | 6 | 0 |
| | | | | | | | | | | | | | | | | | | 201 | H | Penn | | 3 | 2 |
| | | | | | | | | | | | | | | | | | | 287 | A | Savannah St. | | 12 | 3 |
| | | | | | | | | | | | | | | | | | | 287 | H | Savannah St. | | 7 | 2 |
| | | | | | | | | | | | | | | | | | | 289 | H | NJIT | | 6 | 3 |
| | | | | | | | | | | | | | | | | | | 289 | H | NJIT | | 13 | 8 |
| | | | | | | | | | | | | | | | | | | 289 | H | NJIT | | 16 | 1 |
| | | | | | | | | | | | | | | | | | | 94 | H | Florida A&M | | 6 | 5 |
| LAST 10 GAMES | | | | | | | | | | | | | | | | | | | | | | | |
| | | | | | | 34 | H | UCF | | 2 | 1 | 6 | A | Florida | | 1 | 2 | 289 | H | NJIT | | 6 | 3 |
| | | | | | | 66 | H | FGCU | | 10 | 5 | 289 | H | NJIT | | 16 | 1 | 289 | H | NJIT | | 13 | 8 |
| | | | | | | 66 | H | FGCU | | 8 | 2 | 289 | H | NJIT | | 13 | 8 | 289 | H | NJIT | | 16 | 1 |
| | | | | | | 66 | H | FGCU | | 6 | 3 | | | | | | | | | | | | |
| | | | | | | 29 | H | South Fla. | | 2 | 4 | | | | | | | | | | | | |

Non-Div. I Games:

North Florida

| Average RPI Win: | | 117 | WON-LOST RECORD | | WINNING PCT. RANK | | LAST 10 GAMES | | STRENGTH OF SCHEDULE | | OPP. STRENGTH OF SCHEDULE | | TEAM RPI | | ADJ RPI | | CONF. RPI | | ADJ CONF. RPI | | | | |
|------------------|---|---------------|-----------------|-----------|-------------------|----------------|---------------|---------------|----------------------|-------------|---------------------------|----------|----------|---------------|---------|-------|-----------|-----|---------------|--------------------|--|-------|---|
| DIV. I ONLY | | | 22-22-0 | | .5 | 144 | 4-6-0 | | 71 | | 68 | | 91 | | .52799 | | 91 | 5 | | 5 | | | |
| DIV. I NON-CONF. | | | 16-13-0 | | .55172 | 114 | 2-1-0 | | 113 | | 102 | | 81 | | .53501 | | 81 | 5 | | 5 | | | |
| TOTALS | | RPI 1-25 | | RPI 26-50 | | W-L RECORDS | | RPI 51-100 | | RPI 101-150 | | RPI 150+ | | | | | | | | | | | |
| 22-22-0 | | 3-2-0 | | 4-5-0 | | OVERALL | | 5-7-0 | | 0-0-0 | | 10-8-0 | | | | | | | | | | | |
| 12-9-0 | | 3-0-0 | | 0-0-0 | | HOME | | 4-7-0 | | 0-0-0 | | 5-2-0 | | | | | | | | | | | |
| 10-13-0 | | 0-2-0 | | 4-5-0 | | AWAY | | 1-0-0 | | 0-0-0 | | 5-6-0 | | | | | | | | | | | |
| 0-0-0 | | 0-0-0 | | 0-0-0 | | NEUTRAL | | 0-0-0 | | 0-0-0 | | 0-0-0 | | | | | | | | | | | |
| 16-13-0 | | 3-2-0 | | 1-2-0 | | NON-CONFERENCE | | 2-1-0 | | 0-0-0 | | 10-8-0 | | | | | | | | | | | |
| 9-3-0 | | 3-0-0 | | 0-0-0 | | HOME | | 1-1-0 | | 0-0-0 | | 5-2-0 | | | | | | | | | | | |
| 7-10-0 | | 0-2-0 | | 1-0- | | AWAY | | 1-0-0 | | 0-0-0 | | 5-6-0 | | | | | | | | | | | |
| 0-0-0 | | 0-0-0 | | 0-0-0 | | NEUTRAL | | 0-0-0 | | 0-0-0 | | 0-0-0 | | | | | | | | | | | |
| 6-9-0 | | 0-0-0 | | 3-3-0 | | CONFERENCE | | 3-6-0 | | 0-0-0 | | 0-0-0 | | | | | | | | | | | |
| 3-6-0 | | 0-0-0 | | 0-0-0 | | HOME | | 3-6-0 | | 0-0-0 | | 0-0-0 | | | | | | | | | | | |
| 3-3-0 | | 0-0-0 | | 3-3-0 | | AWAY | | 0-0-0 | | 0-0-0 | | 0-0-0 | | | | | | | | | | | |
| 0-0-0 | | 0-0-0 | | 0-0-0 | | NEUTRAL | | 0-0-0 | | 0-0-0 | | 0-0-0 | | | | | | | | | | | |
| RPI | S | Opponent | | Score | | RPI | S | Opponent | | Score | | RPI | S | Opponent | | Score | | RPI | S | Opponent | | Score | |
| 3 | A | Kentucky | | 7 | 13 | 29 | A | South Fla. | | 3 | 2 | 82 | H | Tulane | | 11 | 1 | 151 | A | Col. of Charleston | | 5 | 4 |
| 3 | H | Kentucky | | 2 | 1 | 29 | A | South Fla. | | 2 | 4 | 82 | H | Tulane | | 2 | 6 | 151 | A | Col. of Charleston | | 3 | 5 |
| 7 | H | Louisville | | 6 | 3 | 29 | A | South Fla. | | 9 | 3 | 82 | H | Tulane | | 8 | 16 | 151 | A | Col. of Charleston | | 3 | 4 |
| 24 | A | Indiana | | 2 | 3 | 41 | A | Tennessee | | 1 | 2 | 86 | H | East Carolina | | 0 | 6 | 157 | A | Ohio St. | | 7 | 1 |
| 24 | H | Indiana | | 6 | 1 | 41 | A | Tennessee | | 2 | 6 | 86 | H | East Carolina | | 3 | 14 | 177 | H | Northeastern | | 10 | 8 |
| | | | | | | 41 | A | Tennessee | | 2 | 1 | 86 | H | East Carolina | | 8 | 2 | 177 | H | Northeastern | | 3 | 6 |
| | | | | | | 46 | A | UConn | | 5 | 4 | 89 | H | Memphis | | 4 | 3 | 177 | H | Northeastern | | 4 | 2 |
| | | | | | | 46 | A | UConn | | 2 | 3 | 89 | H | Memphis | | 5 | 7 | 187 | A | Arkansas St. | | 1 | 5 |
| | | | | | | 46 | A | UConn | | 4 | 6 | 89 | H | Memphis | | 5 | 7 | 187 | A | Arkansas St. | | 11 | 4 |
| | | | | | | | | | | | | 93 | A | Wright St. | | 11 | 8 | 187 | A | Arkansas St. | | 4 | 5 |
| | | | | | | | | | | | | 93 | H | Wright St. | | 4 | 2 | 206 | A | Miami (OH) | | 8 | 6 |
| | | | | | | | | | | | | 99 | H | Xavier | | 1 | 9 | 206 | H | Miami (OH) | | 1 | 0 |
| | | | | | | | | | | | | | | | | | | 215 | A | Northwestern St. | | 2 | 6 |
| | | | | | | | | | | | | | | | | | | 215 | A | Northwestern St. | | 2 | 3 |
| | | | | | | | | | | | | | | | | | | 215 | A | Northwestern St. | | 3 | 2 |
| | | | | | | | | | | | | | | | | | | 239 | H | Northern Ky. | | 9 | 1 |
| | | | | | | | | | | | | | | | | | | 239 | H | Northern Ky. | | 2 | 3 |
| | | | | | | | | | | | | | | | | | | 239 | H | Northern Ky. | | 13 | 7 |
| LAST 10 GAMES | | | | | | | | | | | | | | | | | | | | | | | |
| 93 | A | Wright St. | | 11 | 8 | 86 | H | East Carolina | | 0 | 6 | | | | | | | | | | | | |
| 46 | A | UConn | | 2 | 3 | 86 | H | East Carolina | | 8 | 2 | | | | | | | | | | | | |
| 46 | A | UConn | | 4 | 6 | 93 | H | Wright St. | | 4 | 2 | | | | | | | | | | | | |
| 46 | A | UConn | | 5 | 4 | 99 | H | Xavier | | 1 | 9 | | | | | | | | | | | | |
| 86 | H | East Carolina | | 3 | 14 | 29 | A | South Fla. | | 2 | 4 | | | | | | | | | | | | |

Non-Div. I Games:

Cincinnati

| Average RPI Win: 140 | | WON-LOST | WINNING | LAST 10 | STRENGTH OF | | OPP. STRENGTH | TEAM | ADJ | | CONF. | ADJ CONF. |
|----------------------|-------------|----------|---------------|--------------------|----------------|-------|---------------|-------|-------------|----------------|----------|-----------|
| Average RPI Loss: 66 | | RECORD | PCT. RANK | GAMES | SCHEDULE | | OF SCHEDULE | RPI | RPI | | RPI | RPI |
| DIV. I ONLY | | 23-23-0 | .5 | 144 | 7-3-0 | | 62 | 46 | 92 | | 3 | 3 |
| DIV. I NON-CONF. | | 13-9-0 | .59091 | 90 | 4-0-0 | | 195 | 230 | 143 | | 4 | 4 |
| TOTALS | | RPI 1-25 | RPI 26-50 | | W-L RECORDS | | RPI 51-100 | | RPI 101-150 | | RPI 150+ | |
| 23-23-0 | | 1-9-0 | 3-5-0 | | OVERALL | | 4-1-0 | | 5-4-0 | | 10-4-0 | |
| 15-5-0 | | 0-0-0 | 2-4-0 | | HOME | | 4-0-0 | | 2-1-0 | | 7-0-0 | |
| 4-12-0 | | 1-8-0 | 0-1-0 | | AWAY | | 0-1-0 | | 2-2-0 | | 1-0-0 | |
| 4-6-0 | | 0-1-0 | 1-0-0 | | NEUTRAL | | 0-0-0 | | 1-1-0 | | 2-4-0 | |
| 13-9-0 | | 0-1-0 | 1-1-0 | | NON-CONFERENCE | | 1-1-0 | | 1-2-0 | | 10-4-0 | |
| 8-0-0 | | 0-0-0 | 0-0-0 | | HOME | | 1-0-0 | | 0-0-0 | | 7-0-0 | |
| 1-3-0 | | 0-0-0 | 0-0- | | AWAY | | 0-1-0 | | 0-1-0 | | 1-0-0 | |
| 4-6-0 | | 0-1-0 | 1-0-0 | | NEUTRAL | | 0-0-0 | | 1-1-0 | | 2-4-0 | |
| 10-14-0 | | 1-8-0 | 2-4-0 | | CONFERENCE | | 3-0-0 | | 4-2-0 | | 0-0-0 | |
| 7-5-0 | | 0-0-0 | 2-4-0 | | HOME | | 3-0-0 | | 2-1-0 | | 0-0-0 | |
| 3-9-0 | | 1-8-0 | 0-0-0 | | AWAY | | 0-0-0 | | 2-1-0 | | 0-0-0 | |
| 0-0-0 | | 0-0-0 | 0-0-0 | | NEUTRAL | | 0-0-0 | | 0-0-0 | | 0-0-0 | |
| RPI S | Opponent | Score | RPI S | Opponent | Score | RPI S | Opponent | Score | RPI S | Opponent | Score | |
| 4 A | Clemson | 0 4 | 28 H | Florida St. | 1 5 | 54 A | San Diego | 2 6 | 103 A | San Diego St. | 6 7 | |
| 4 A | Clemson | 1 4 | 28 H | Florida St. | 3 8 | 55 H | Georgia Tech | 4 3 | 105 A | Pittsburgh | 1 2 | |
| 4 A | Clemson | 5 6 | 28 H | Florida St. | 2 8 | 55 H | Georgia Tech | 4 3 | 105 A | Pittsburgh | 4 3 | |
| 8 A | Wake Forest | 3 4 | 30 A | Michigan | 3 4 | 55 H | Georgia Tech | 9 6 | 105 A | Pittsburgh | 10 5 | |
| 8 A | Wake Forest | 1 5 | 45 H | North Carolina St. | 4 1 | 83 H | Michigan St. | 2 1 | 119 H | Duke | 3 2 | |
| 8 A | Wake Forest | 7 13 | 45 H | North Carolina St. | 2 9 | | | | 119 H | Duke | 1 14 | |
| 10 A | Virginia | 8 2 | 45 H | North Carolina St. | 2 1 | | | | 119 H | Duke | 5 4 | |
| 10 A | Virginia | 4 14 | 48 N | Rhode Island | 8 4 | | | | 121 N | Central Mich. | 8 3 | |
| 10 A | Virginia | 0 9 | | | | | | | 143 N | UC Irvine | 4 18 | |
| 20 N | Maryland | 3 4 | | | | | | | 152 N | Saint Louis | 3 8 | |
| | | | | | | | | | 152 N | Saint Louis | 6 8 | |
| | | | | | | | | | 169 N | UMass Lowell | 0 8 | |
| | | | | | | | | | 172 A | Davidson | 2 0 | |
| | | | | | | | | | 186 H | Toledo | 8 3 | |
| | | | | | | | | | 194 H | Valparaiso | 10 3 | |
| | | | | | | | | | 195 H | Eastern Mich. | 5 0 | |
| | | | | | | | | | 203 N | Monmouth | 4 0 | |
| | | | | | | | | | 238 H | Northwestern | 3 2 | |
| | | | | | | | | | 241 H | Northern Ill. | 12 1 | |
| | | | | | | | | | 264 N | Incarnate Word | 12 10 | |
| | | | | | | | | | 275 H | Illinois St. | 7 6 | |
| | | | | | | | | | 281 H | Chicago St. | 7 4 | |
| | | | | | | | | | 291 N | Lafayette | 2 10 | |
| | | | LAST 10 GAMES | | | | | | | | | |
| | | | 238 H | Northwestern | 3 2 | 194 H | Valparaiso | 10 3 | | | | |
| | | | 119 H | Duke | 3 2 | 10 A | Virginia | 0 9 | | | | |
| | | | 119 H | Duke | 1 14 | 10 A | Virginia | 8 2 | | | | |
| | | | 119 H | Duke | 5 4 | 10 A | Virginia | 4 14 | | | | |
| | | | 195 H | Eastern Mich. | 5 0 | 275 H | Illinois St. | 7 6 | | | | |

Non-Div. I Games:

Notre Dame

[illegible]

Non-Div. I Games:

Wright St.

W
r
i
g
h
t
s
t
.

W
r
i
g
h
t
s
t
.

Wright St.

| Average RPI Win: | | 173 | WON-LOST RECORD | | WINNING PCT. RANK | LAST 10 GAMES | STRENGTH OF SCHEDULE | | OPP. STRENGTH OF SCHEDULE | TEAM RPI | ADJ RPI | CONF. RPI | ADJ CONF. RPI |
|-------------------|----------|----------|-----------------|--------------|-------------------|---------------|----------------------|-------|---------------------------|-------------------|-----------|-----------|---------------|
| Average RPI Loss: | | 127 | | | | | | | | | | | |
| DIV. I ONLY | | 23-20-0 | | | .53488 121 | 5-5-0 | 49 | | 208 | 94 | .52625 94 | 27 | 27 |
| DIV. I NON-CONF. | | 12-13-0 | | | .48 168 | 2-3-0 | 2 | | 198 | 56 | .54801 56 | 29 | 28 |
| TOTALS | | RPI 1-25 | RPI 26-50 | | W-L RECORDS | | RPI 51-100 | | RPI 101-150 | | RPI 150+ | | |
| 23-20-0 | | 0-2-0 | 3-4-0 | | OVERALL | | 4-5-0 | | 2-1-0 | | 14-8-0 | | |
| 17-8-0 | | 0-0-0 | 2-0-0 | | HOME | | 2-2-0 | | 2-1-0 | | 11-5-0 | | |
| 6-12-0 | | 0-2-0 | 1-4-0 | | AWAY | | 2-3-0 | | 0-0-0 | | 3-3-0 | | |
| 0-0-0 | | 0-0-0 | 0-0-0 | | NEUTRAL | | 0-0-0 | | 0-0-0 | | 0-0-0 | | |
| 12-13-0 | | 0-2-0 | 3-4-0 | | NON-CONFERENCE | | 0-3-0 | | 2-1-0 | | 7-3-0 | | |
| 11-5-0 | | 0-0-0 | 2-0-0 | | HOME | | 0-1-0 | | 2-1-0 | | 7-3-0 | | |
| 1-8-0 | | 0-2-0 | 1-0- | | AWAY | | 0-2-0 | | 0-0-0 | | 0-0-0 | | |
| 0-0-0 | | 0-0-0 | 0-0-0 | | NEUTRAL | | 0-0-0 | | 0-0-0 | | 0-0-0 | | |
| 11-7-0 | | 0-0-0 | 0-0-0 | | CONFERENCE | | 4-2-0 | | 0-0-0 | | 7-5-0 | | |
| 6-3-0 | | 0-0-0 | 0-0-0 | | HOME | | 2-1-0 | | 0-0-0 | | 4-2-0 | | |
| 5-4-0 | | 0-0-0 | 0-0-0 | | AWAY | | 2-1-0 | | 0-0-0 | | 3-3-0 | | |
| 0-0-0 | | 0-0-0 | 0-0-0 | | NEUTRAL | | 0-0-0 | | 0-0-0 | | 0-0-0 | | |
| RPI S | Opponent | Score | RPI S | Opponent | Score | RPI S | Opponent | Score | RPI S | Opponent | Score | | |
| 6 A | Florida | 7 8 | 29 A | South Fla. | 1 7 | 76 A | Jacksonville | 6 10 | 139 H | Wofford | 8 7 | | |
| 18 A | Auburn | 8 12 | 29 A | South Fla. | 1 11 | 76 H | Jacksonville | 5 12 | 139 H | Wofford | 17 4 | | |
| | | | 29 A | South Fla. | 3 2 | 81 A | Bethune-Cookman | 11 6 | 139 H | Wofford | 2 3 | | |
| | | | 50 A | Mercer | 2 9 | 81 A | Bethune-Cookman | 1 5 | 171 H | ETSU | 8 10 | | |
| | | | 50 A | Mercer | 5 11 | 81 A | Bethune-Cookman | 4 3 | 171 H | ETSU | 7 3 | | |
| | | | 50 H | Mercer | 10 7 | 81 H | Bethune-Cookman | 3 1 | 171 H | ETSU | 13 12 | | |
| | | | 50 H | Mercer | 9 6 | 81 H | Bethune-Cookman | 10 9 | 193 H | George Washington | 2 1 | | |
| | | | | | | 81 H | Bethune-Cookman | 1 8 | 193 H | George Washington | 3 2 | | |
| | | | | | | 90 A | North Florida | 5 6 | 193 H | George Washington | 6 5 | | |
| | | | | | | | | | 201 H | Alabama St. | 5 6 | | |
| | | | | | | | | | 209 H | Jackson St. | 7 4 | | |
| | | | | | | | | | 209 H | Jackson St. | 4 3 | | |
| | | | | | | | | | 209 H | Jackson St. | 7 9 | | |
| | | | | | | | | | 212 H | N.C. A&T | 1 7 | | |
| | | | | | | | | | 212 H | N.C. A&T | 10 0 | | |
| | | | | | | | | | 212 H | N.C. A&T | 3 4 | | |
| | | | | | | | | | 262 A | N.C. Central | 0 8 | | |
| | | | | | | | | | 262 A | N.C. Central | 17 5 | | |
| | | | | | | | | | 262 A | N.C. Central | 6 13 | | |
| | | | | | | | | | 287 A | Savannah St. | 4 3 | | |
| | | | | | | | | | 287 A | Savannah St. | 11 1 | | |
| | | | | | | | | | 287 A | Savannah St. | 11 16 | | |
| | | | | | | | | | 287 H | Savannah St. | 4 3 | | |
| | | | | | | | | | 287 H | Savannah St. | 15 6 | | |
| | | | | | | | | | 287 H | Savannah St. | 7 5 | | |
| LAST 10 GAMES | | | 6 A | Florida | 7 8 | 287 A | Savannah St. | 11 1 | 287 H | Savannah St. | 4 3 | | |
| | | | 209 H | Jackson St. | 7 9 | 287 A | Savannah St. | 4 3 | 287 H | Savannah St. | 15 6 | | |
| | | | 209 H | Jackson St. | 7 4 | 76 A | Jacksonville | 6 10 | 287 H | Savannah St. | 7 5 | | |
| | | | 209 H | Jackson St. | 4 3 | 81 H | Bethune-Cookman | 1 8 | | | | | |
| | | | 287 A | Savannah St. | 11 16 | 81 H | Bethune-Cookman | 10 9 | | | | | |

Non-Div. I Games:

Florida A&M

| Average RPI Win: 158 | | WON-LOST RECORD | WINNING PCT. RANK | | LAST 10 GAMES | STRENGTH OF SCHEDULE | OPP. STRENGTH OF SCHEDULE | TEAM RPI | ADJ RPI | CONF. RPI | ADJ CONF. RPI | | | | | | | |
|-----------------------|---|--------------------|----------------------|-----------|------------------|-------------------------|------------------------------|-------------|-------------|--------------|------------------|----------|---|-------------------|---|------------|----|--|
| Average RPI Loss: 139 | | | | | | | | | | | | | | | | | | |
| DIV. I ONLY | | 25-18-0 | .5814 | 82 | 7-3-0 | 198 | 91 | 95 | .52586 | 95 | 7 | 7 | | | | | | |
| DIV. I NON-CONF. | | 16-12-0 | .57143 | 103 | 4-1-0 | 223 | 188 | 121 | .51445 | 121 | 7 | 7 | | | | | | |
| <hr/> | | | | | | | | | | | | | | | | | | |
| TOTALS | | RPI 1-25 | | RPI 26-50 | | W-L RECORDS | | RPI 51-100 | | RPI 101-150 | | RPI 150+ | | | | | | |
| 25-18-0 | | 2-2-0 | | 0-0-0 | | OVERALL | | 2-2-0 | | 7-4-0 | | 14-10-0 | | | | | | |
| 9-4-0 | | 2-1-0 | | 0-0-0 | | HOME | | 1-0-0 | | 3-1-0 | | 3-2-0 | | | | | | |
| 16-14-0 | | 0-1-0 | | 0-0-0 | | AWAY | | 1-2-0 | | 4-3-0 | | 11-8-0 | | | | | | |
| 0-0-0 | | 0-0-0 | | 0-0-0 | | NEUTRAL | | 0-0-0 | | 0-0-0 | | 0-0-0 | | | | | | |
| 16-12-0 | | 0-1-0 | | 0-0-0 | | NON-CONFERENCE | | 1-0-0 | | 3-2-0 | | 12-9-0 | | | | | | |
| 4-3-0 | | 0-0-0 | | 0-0-0 | | HOME | | 1-0-0 | | 0-1-0 | | 3-2-0 | | | | | | |
| 12-9-0 | | 0-1-0 | | 0-0- | | AWAY | | 0-0-0 | | 3-1-0 | | 9-7-0 | | | | | | |
| 0-0-0 | | 0-0-0 | | 0-0-0 | | NEUTRAL | | 0-0-0 | | 0-0-0 | | 0-0-0 | | | | | | |
| 9-6-0 | | 2-1-0 | | 0-0-0 | | CONFERENCE | | 1-2-0 | | 4-2-0 | | 2-1-0 | | | | | | |
| 5-1-0 | | 2-1-0 | | 0-0-0 | | HOME | | 0-0-0 | | 3-0-0 | | 0-0-0 | | | | | | |
| 4-5-0 | | 0-0-0 | | 0-0-0 | | AWAY | | 1-2-0 | | 1-2-0 | | 2-1-0 | | | | | | |
| 0-0-0 | | 0-0-0 | | 0-0-0 | | NEUTRAL | | 0-0-0 | | 0-0-0 | | 0-0-0 | | | | | | |
| RPI | S | Opponent | | Score | | RPI | S | Opponent | | Score | | RPI | S | Opponent | | Score | | |
| 7 | A | Louisville | | 2 | 13 | | | | | | | 102 | A | Iowa | | 2 | 0 | |
| 24 | H | Indiana | | 9 | 14 | | | | | | | 102 | A | Iowa | | 1 | 5 | |
| 24 | H | Indiana | | 6 | 5 | | | | | | | 102 | A | Iowa | | 2 | 7 | |
| 24 | H | Indiana | | 7 | 3 | | | | | | | 131 | H | Illinois | | 4 | 2 | |
| | | | | | | | | | | | | 131 | H | Illinois | | 4 | 1 | |
| | | | | | | | | | | | | 131 | H | Illinois | | 2 | 1 | |
| | | | | | | | | | | | | 134 | A | Southeast Mo. St. | | 4 | 0 | |
| | | | | | | | | | | | | 134 | A | Southeast Mo. St. | | 7 | 17 | |
| | | | | | | | | | | | | 134 | A | Southeast Mo. St. | | 13 | 5 | |
| | | | | | | | | | | | | 142 | A | Ball St. | | 16 | 4 | |
| | | | | | | | | | | | | 142 | H | Ball St. | | 3 | 5 | |
| | | | | | | | | | | | | 152 | H | Saint Louis | | 4 | 3 | |
| | | | | | | | | | | | | 152 | H | Saint Louis | | 5 | 2 | |
| | | | | | | | | | | | | 157 | A | Ohio St. | | 2 | 13 | |
| | | | | | | | | | | | | 157 | A | Ohio St. | | 2 | 1 | |
| | | | | | | | | | | | | 157 | A | Ohio St. | | 6 | 1 | |
| | | | | | | | | | | | | 164 | A | Texas St. | | 5 | 14 | |
| | | | | | | | | | | | | 164 | A | Texas St. | | 12 | 8 | |
| | | | | | | | | | | | | 164 | A | Texas St. | | 9 | 3 | |
| | | | | | | | | | | | | 164 | A | Texas St. | | 11 | 13 | |
| | | | | | | | | | | | | 167 | A | Indiana St. | | 10 | 7 | |
| | | | | | | | | | | | | 167 | H | Indiana St. | | 2 | 5 | |
| | | | | | | | | | | | | 180 | A | CSUN | | 8 | 16 | |
| | | | | | | | | | | | | 180 | A | CSUN | | 1 | 4 | |
| | | | | | | | | | | | | 180 | A | CSUN | | 9 | 3 | |
| | | | | | | | | | | | | 180 | A | CSUN | | 4 | 5 | |
| | | | | | | | | | | | | 194 | H | Valparaiso | | 1 | 5 | |
| <hr/> | | | | | | | | | | | | | | | | | | |
| LAST 10 GAMES | | | | | | | | | | | | | | | | | | |
| 152 | H | Saint Louis | | | 4 | 3 | 131 | H | Illinois | | | 4 | 2 | 180 | A | CSUN | | |
| 152 | H | Saint Louis | | | 5 | 2 | 167 | A | Indiana St. | | | 10 | 7 | 180 | A | CSUN | | |
| 297 | H | Fort Wayne | | | 18 | 0 | 142 | H | Ball St. | | | 3 | 5 | 180 | A | CSUN | | |
| 131 | H | Illinois | | | 2 | 1 | 87 | A | Rutgers | | | 2 | 8 | 180 | A | CSUN | | |
| 131 | H | Illinois | | | 4 | 1 | 87 | A | Rutgers | | | 6 | 7 | 194 | H | Valparaiso | | |

Non-Div. I Games:

Purdue

| RPI | S | Opponent | Score | |
|-----|---|-------------|-------|----|
| 219 | A | Little Rock | 6 | 4 |
| 219 | A | Little Rock | 0 | 2 |
| 219 | A | Little Rock | 0 | 13 |
| 257 | A | Santa Clara | 8 | 7 |
| 257 | A | Santa Clara | 10 | 5 |
| 257 | A | Santa Clara | 3 | 0 |
| 257 | A | Santa Clara | 12 | 4 |
| 297 | H | Fort Wayne | 18 | 0 |

| Average RPI Win: 130 | | WON-LOST | WINNING | LAST 10 | STRENGTH OF | OPP. STRENGTH | TEAM | ADJ | CONF. | ADJ CONF. | | | | | | | |
|----------------------|---|---------------|-----------|-----------|-------------|----------------|------|-------------------|--------|-------------|----|----------|---|---------------|--|-------|----|
| Average RPI Loss: 58 | | RECORD | PCT. RANK | GAMES | SCHEDULE | OF SCHEDULE | RPI | RPI | RPI | RPI | | | | | | | |
| DIV. I ONLY | | 25-20-0 | .55556 | 103 | 8-2-0 | 78 | 13 | 96 | .52553 | 96 | 1 | 1 | | | | | |
| DIV. I NON-CONF. | | 21-9-0 | .7 | 37 | 6-1-0 | 205 | 27 | 98 | .5261 | 98 | 1 | 1 | | | | | |
| <hr/> | | | | | | | | | | | | | | | | | |
| TOTALS | | RPI 1-25 | | RPI 26-50 | | W-L RECORDS | | RPI 51-100 | | RPI 101-150 | | RPI 150+ | | | | | |
| 25-20-0 | | 3-10-0 | | 3-3-0 | | OVERALL | | 3-2-0 | | 5-3-0 | | 11-2-0 | | | | | |
| 18-11-0 | | 3-6-0 | | 2-1-0 | | HOME | | 0-0-0 | | 4-3-0 | | 9-1-0 | | | | | |
| 2-6-0 | | 0-3-0 | | 1-1-0 | | AWAY | | 1-2-0 | | 0-0-0 | | 0-0-0 | | | | | |
| 5-3-0 | | 0-1-0 | | 0-1-0 | | NEUTRAL | | 2-0-0 | | 1-0-0 | | 2-1-0 | | | | | |
| 21-9-0 | | 0-1-0 | | 3-3-0 | | NON-CONFERENCE | | 2-0-0 | | 5-3-0 | | 11-2-0 | | | | | |
| 15-5-0 | | 0-0-0 | | 2-1-0 | | HOME | | 0-0-0 | | 4-3-0 | | 9-1-0 | | | | | |
| 1-1-0 | | 0-0-0 | | 1-0- | | AWAY | | 0-0-0 | | 0-0-0 | | 0-0-0 | | | | | |
| 5-3-0 | | 0-1-0 | | 0-1-0 | | NEUTRAL | | 2-0-0 | | 1-0-0 | | 2-1-0 | | | | | |
| 4-11-0 | | 3-9-0 | | 0-0-0 | | CONFERENCE | | 1-2-0 | | 0-0-0 | | 0-0-0 | | | | | |
| 3-6-0 | | 3-6-0 | | 0-0-0 | | HOME | | 0-0-0 | | 0-0-0 | | 0-0-0 | | | | | |
| 1-5-0 | | 0-3-0 | | 0-0-0 | | AWAY | | 1-2-0 | | 0-0-0 | | 0-0-0 | | | | | |
| 0-0-0 | | 0-0-0 | | 0-0-0 | | NEUTRAL | | 0-0-0 | | 0-0-0 | | 0-0-0 | | | | | |
| RPI | S | Opponent | | Score | | RPI | S | Opponent | | Score | | RPI | S | Opponent | | Score | |
| 5 | H | Texas Tech | | 5 | 3 | 31 | A | South Carolina | | 6 | 5 | 53 | A | Oklahoma St. | | 10 | 4 |
| 5 | H | Texas Tech | | 8 | 12 | 36 | N | St. John's (NY) | | 2 | 9 | 53 | A | Oklahoma St. | | 3 | 13 |
| 5 | H | Texas Tech | | 4 | 7 | 39 | H | New Mexico | | 3 | 2 | 53 | A | Oklahoma St. | | 3 | 6 |
| 9 | H | TCU | | 0 | 5 | 39 | H | New Mexico | | 12 | 10 | 56 | N | Liberty | | 4 | 3 |
| 9 | H | TCU | | 0 | 1 | 42 | A | Nebraska | | 1 | 11 | 56 | N | Liberty | | 8 | 2 |
| 9 | H | TCU | | 4 | 12 | 42 | H | Nebraska | | 1 | 6 | | | | | | |
| 11 | H | West Virginia | | 8 | 4 | | | | | | | | | | | | |
| 11 | H | West Virginia | | 7 | 9 | | | | | | | | | | | | |
| 11 | H | West Virginia | | 11 | 4 | | | | | | | | | | | | |
| 16 | N | Arkansas | | 5 | 6 | | | | | | | | | | | | |
| 22 | A | Texas | | 0 | 5 | | | | | | | | | | | | |
| 22 | A | Texas | | 5 | 6 | | | | | | | | | | | | |
| 22 | A | Texas | | 0 | 2 | | | | | | | | | | | | |
| | | | | | | LAST 10 GAMES | | | | | | | | | | | |
| | | | | | | 150 | H | Wichita St. | | 5 | 4 | 11 | H | West Virginia | | 11 | 4 |
| | | | | | | 253 | H | Abilene Christian | | 14 | 3 | 11 | H | West Virginia | | 8 | 4 |
| | | | | | | 253 | H | Abilene Christian | | 11 | 1 | 11 | H | West Virginia | | 7 | 9 |
| | | | | | | 253 | H | Abilene Christian | | 6 | 5 | 39 | H | New Mexico | | 3 | 2 |
| | | | | | | 16 | N | Arkansas | | 5 | 6 | 39 | H | New Mexico | | 12 | 10 |

Non-Div. I Games:

Kansas St.

| Average RPI Win: 121 | | WON-LOST | WINNING | LAST 10 | STRENGTH OF | | OPP. STRENGTH | TEAM | ADJ | CONF. | ADJ CONF. |
|----------------------|----------------|----------|-----------|---------------|-------------------|-------|---------------|-------|---------------------|-------|-----------|
| Average RPI Loss: 60 | | RECORD | PCT. RANK | GAMES | SCHEDULE | | OF SCHEDULE | RPI | RPI | RPI | RPI |
| DIV. I ONLY | | 19-22-0 | .46341 | 183 | 22 | | 52 | 96 | .52553 | 96 | 4 |
| DIV. I NON-CONF. | | 13-9-0 | .59091 | 90 | 14 | | 127 | 64 | .54354 | 64 | 3 |
| TOTALS | | RPI 1-25 | RPI 26-50 | | W-L RECORDS | | RPI 51-100 | | RPI 101-150 | | RPI 150+ |
| 19-22-0 | | 4-6-0 | 0-2-0 | | OVERALL | | 4-12-0 | | 4-0-0 | | 7-2-0 |
| 16-11-0 | | 3-3-0 | 0-2-0 | | HOME | | 2-5-0 | | 4-0-0 | | 7-1-0 |
| 3-11-0 | | 1-3-0 | 0-0-0 | | AWAY | | 2-7-0 | | 0-0-0 | | 0-1-0 |
| 0-0-0 | | 0-0-0 | 0-0-0 | | NEUTRAL | | 0-0-0 | | 0-0-0 | | 0-0-0 |
| 13-9-0 | | 4-2-0 | 0-2-0 | | NON-CONFERENCE | | 1-3-0 | | 1-0-0 | | 7-2-0 |
| 12-6-0 | | 3-0-0 | 0-2-0 | | HOME | | 1-3-0 | | 1-0-0 | | 7-1-0 |
| 1-3-0 | | 1-2-0 | 0-0- | | AWAY | | 0-0-0 | | 0-0-0 | | 0-1-0 |
| 0-0-0 | | 0-0-0 | 0-0-0 | | NEUTRAL | | 0-0-0 | | 0-0-0 | | 0-0-0 |
| 6-13-0 | | 0-4-0 | 0-0-0 | | CONFERENCE | | 3-9-0 | | 3-0-0 | | 0-0-0 |
| 4-5-0 | | 0-3-0 | 0-0-0 | | HOME | | 1-2-0 | | 3-0-0 | | 0-0-0 |
| 2-8-0 | | 0-1-0 | 0-0-0 | | AWAY | | 2-7-0 | | 0-0-0 | | 0-0-0 |
| 0-0-0 | | 0-0-0 | 0-0-0 | | NEUTRAL | | 0-0-0 | | 0-0-0 | | 0-0-0 |
| RPI S | Opponent | Score | | RPI S | Opponent | Score | | RPI S | Opponent | Score | |
| 1 H | Oregon St. | 0 | 4 | 40 H | Cal St. Fullerton | 4 | 13 | 53 H | Oklahoma St. | 4 | 18 |
| 1 H | Oregon St. | 1 | 10 | 40 H | Cal St. Fullerton | 4 | 10 | 61 A | Oregon | 4 | 3 |
| 1 H | Oregon St. | 0 | 2 | | | | | 61 A | Oregon | 0 | 2 |
| 9 A | TCU | 2 | 5 | | | | | 61 A | Oregon | 2 | 3 |
| 9 A | TCU | 13 | 9 | | | | | 63 H | UCLA | 3 | 9 |
| 9 A | TCU | 4 | 8 | | | | | 63 H | UCLA | 4 | 17 |
| 13 A | Arizona | 2 | 11 | | | | | 63 H | UCLA | 5 | 4 |
| 23 H | Long Beach St. | 8 | 5 | | | | | 65 H | Loyola Marymount | 5 | 8 |
| 23 H | Long Beach St. | 7 | 6 | | | | | 65 H | Loyola Marymount | 2 | 3 |
| 23 H | Long Beach St. | 9 | 4 | | | | | 65 H | Loyola Marymount | 2 | 1 |
| | | | | | | | | 73 A | California | 6 | 9 |
| | | | | | | | | 73 A | California | 4 | 6 |
| | | | | | | | | 73 A | California | 2 | 10 |
| | | | | | | | | 79 A | Southern California | 4 | 7 |
| | | | | | | | | 79 A | Southern California | 7 | 0 |
| | | | | | | | | 79 A | Southern California | 4 | 5 |
| | | | | LAST 10 GAMES | | | | | | | |
| | | | | 61 A | Oregon | 2 | 3 | 162 H | CSU Bakersfield | 12 | 6 |
| | | | | 61 A | Oregon | 4 | 3 | 232 A | UNLV | 12 | 13 |
| | | | | 61 A | Oregon | 0 | 2 | 112 H | Washington St. | 5 | 4 |
| | | | | 162 H | CSU Bakersfield | 6 | 8 | 112 H | Washington St. | 10 | 7 |
| | | | | 162 H | CSU Bakersfield | 4 | 2 | 112 H | Washington St. | 6 | 5 |

Non-Div. I Games:

Arizona St.

| | | | | | | | | | | | | | | | | | | | | |
|------------------|---|----------------|-----------------|-----------|-------------------|----------------|---------------|--------------------|----------------------|-------------|---------------------------|----------|----------|-----------------|-----------|-------|-----------|--|---------------|--|
| Average RPI Win: | | 148 | WON-LOST RECORD | | WINNING PCT. RANK | | LAST 10 GAMES | | STRENGTH OF SCHEDULE | | OPP. STRENGTH OF SCHEDULE | | TEAM RPI | | ADJ RPI | | CONF. RPI | | ADJ CONF. RPI | |
| DIV. I ONLY | | | 18-24-0 | | .42857 207 | | 6-4-0 | | 43 | | 36 | | 98 | | .52444 98 | | 3 | | 3 | |
| DIV. I NON-CONF. | | | 11-7-0 | | .61111 73 | | 2-1-0 | | 201 | | 180 | | 91 | | .53003 91 | | 4 | | 4 | |
| TOTALS | | RPI 1-25 | | RPI 26-50 | | W-L RECORDS | | RPI 51-100 | | RPI 101-150 | | RPI 150+ | | | | | | | | |
| 18-24-0 | | 0-9-0 | | 4-3-0 | | OVERALL | | 1-5-0 | | 3-6-0 | | 10-1-0 | | | | | | | | |
| 6-8-0 | | 0-6-0 | | 3-0-0 | | HOME | | 1-2-0 | | 0-0-0 | | 2-0-0 | | | | | | | | |
| 6-14-0 | | 0-3-0 | | 1-3-0 | | AWAY | | 0-3-0 | | 2-5-0 | | 3-0-0 | | | | | | | | |
| 6-2-0 | | 0-0-0 | | 0-0-0 | | NEUTRAL | | 0-0-0 | | 1-1-0 | | 5-1-0 | | | | | | | | |
| 11-7-0 | | 0-0-0 | | 0-1-0 | | NON-CONFERENCE | | 0-3-0 | | 1-2-0 | | 10-1-0 | | | | | | | | |
| 2-0-0 | | 0-0-0 | | 0-0-0 | | HOME | | 0-0-0 | | 0-0-0 | | 2-0-0 | | | | | | | | |
| 3-5-0 | | 0-0-0 | | 0-0- | | AWAY | | 0-3-0 | | 0-1-0 | | 3-0-0 | | | | | | | | |
| 6-2-0 | | 0-0-0 | | 0-0-0 | | NEUTRAL | | 0-0-0 | | 1-1-0 | | 5-1-0 | | | | | | | | |
| 7-17-0 | | 0-9-0 | | 4-2-0 | | CONFERENCE | | 1-2-0 | | 2-4-0 | | 0-0-0 | | | | | | | | |
| 4-8-0 | | 0-6-0 | | 3-0-0 | | HOME | | 1-2-0 | | 0-0-0 | | 0-0-0 | | | | | | | | |
| 3-9-0 | | 0-3-0 | | 1-2-0 | | AWAY | | 0-0-0 | | 2-4-0 | | 0-0-0 | | | | | | | | |
| 0-0-0 | | 0-0-0 | | 0-0-0 | | NEUTRAL | | 0-0-0 | | 0-0-0 | | 0-0-0 | | | | | | | | |
| RPI | S | Opponent | | Score | | RPI | S | Opponent | | Score | | RPI | S | Opponent | | Score | | | | |
| 2 | H | North Carolina | | 3 | 15 | 27 | A | Oklahoma | | 4 | 5 | 69 | H | Miami (FL) | | 5 | 14 | | | |
| 2 | H | North Carolina | | 7 | 17 | 28 | A | Florida St. | | 1 | 11 | 69 | H | Miami (FL) | | 0 | 3 | | | |
| 2 | H | North Carolina | | 4 | 16 | 28 | A | Florida St. | | 8 | 5 | 69 | H | Miami (FL) | | 9 | 2 | | | |
| 4 | H | Clemson | | 2 | 8 | 28 | A | Florida St. | | 0 | 13 | 81 | A | Bethune-Cookman | | 5 | 6 | | | |
| 4 | H | Clemson | | 0 | 1 | 45 | H | North Carolina St. | | 8 | 3 | 81 | A | Bethune-Cookman | | 1 | 2 | | | |
| 4 | H | Clemson | | 0 | 2 | 45 | H | North Carolina St. | | 2 | 1 | 81 | A | Bethune-Cookman | | 2 | 3 | | | |
| 7 | A | Louisville | | 4 | 6 | 45 | H | North Carolina St. | | 1 | 0 | | | | | | | | | |
| 7 | A | Louisville | | 0 | 6 | | | | | | | | | | | | | | | |
| 7 | A | Louisville | | 3 | 5 | | | | | | | | | | | | | | | |
| | | | | | | | | | | | | | | | | | | | | |
| | | | | | | | | | | | | | | | | | | | | |
| | | | | | | | | | | | | | | | | | | | | |
| | | | | | | | | | | | | | | | | | | | | |
| | | | | | | | | | | | | | | | | | | | | |
| | | | | | | | | | | | | | | | | | | | | |
| | | | | | | | | | | | | | | | | | | | | |
| | | | | | | | | | | | | | | | | | | | | |
| | | | | | | | | | | | | | | | | | | | | |
| | | | | | | | | | | | | | | | | | | | | |
| | | | | | | | | | | | | | | | | | | | | |
| | | | | | | | | | | | | | | | | | | | | |
| | | | | | | | | | | | | | | | | | | | | |
| | | | | | | | | | | | | | | | | | | | | |
| | | | | | | | | | | | | | | | | | | | | |
| | | | | | | | | | | | | | | | | | | | | |
| | | | | | | | | | | | | | | | | | | | | |
| | | | | | | | | | | | | | | | | | | | | |
| | | | | | | | | | | | | | | | | | | | | |
| | | | | | | | | | | | | | | | | | | | | |
| | | | | | | | | | | | | | | | | | | | | |
| | | | | | | | | | | | | | | | | | | | | |
| | | | | | | | | | | | | | | | | | | | | |
| | | | | | | | | | | | | | | | | | | | | |
| | | | | | | | | | | | | | | | | | | | | |
| | | | | | | | | | | | | | | | | | | | | |
| | | | | | | | | | | | | | | | | | | | | |
| | | | | | | | | | | | | | | | | | | | | |
| | | | | | | | | | | | | | | | | | | | | |
| | | | | | | | | | | | | | | | | | | | | |
| | | | | | | | | | | | | | | | | | | | | |
| | | | | | | | | | | | | | | | | | | | | |
| | | | | | | | | | | | | | | | | | | | | |
| | | | | | | | | | | | | | | | | | | | | |
| | | | | | | | | | | | | | | | | | | | | |
| | | | | | | | | | | | | | | | | | | | | |
| | | | | | | | | | | | | | | | | | | | | |
| | | | | | | | | | | | | | | | | | | | | |

Non-Div. I Games:

Boston College

| Average RPI Win: 164 | | WON-LOST RECORD | | WINNING PCT. RANK | | LAST 10 GAMES | | STRENGTH OF SCHEDULE | | OPP. STRENGTH OF SCHEDULE | | TEAM RPI | | ADJ RPI | | CONF. RPI | | ADJ CONF. RPI | |
|----------------------|---|-----------------|--|-------------------|----|----------------|---|----------------------|--|---------------------------|---|----------|---|---------------------------|--|-----------|----|---------------|--|
| DIV. I ONLY | | 25-18-0 | | .5814 82 | | 7-3-0 | | 168 | | 117 | | 99 | | .52426 99 | | 10 | | 10 | |
| DIV. I NON-CONF. | | 18-15-0 | | .54545 116 | | 1-2-0 | | 184 | | 113 | | 114 | | .51685 114 | | 15 | | 15 | |
| TOTALS | | RPI 1-25 | | RPI 26-50 | | W-L RECORDS | | RPI 51-100 | | RPI 101-150 | | RPI 150+ | | | | | | | |
| 25-18-0 | | 1-4-0 | | 1-2-0 | | OVERALL | | 4-2-0 | | 6-3-0 | | 13-7-0 | | | | | | | |
| 14-2-0 | | 0-0-0 | | 0-0-0 | | HOME | | 3-1-0 | | 3-0-0 | | 8-1-0 | | | | | | | |
| 9-13-0 | | 1-4-0 | | 1-2-0 | | AWAY | | 1-1-0 | | 3-2-0 | | 3-3-0 | | | | | | | |
| 2-3-0 | | 0-0-0 | | 0-0-0 | | NEUTRAL | | 0-0-0 | | 0-0-0 | | 2-3-0 | | | | | | | |
| 18-15-0 | | 1-4-0 | | 1-2-0 | | NON-CONFERENCE | | 2-1-0 | | 3-3-0 | | 11-5-0 | | | | | | | |
| 9-1-0 | | 0-0-0 | | 0-0-0 | | HOME | | 1-0-0 | | 0-0-0 | | 8-1-0 | | | | | | | |
| 7-11-0 | | 1-4-0 | | 1-0- | | AWAY | | 1-1-0 | | 3-3-0 | | 1-1-0 | | | | | | | |
| 2-3-0 | | 0-0-0 | | 0-0-0 | | NEUTRAL | | 0-0-0 | | 0-0-0 | | 2-3-0 | | | | | | | |
| 7-3-0 | | 0-0-0 | | 0-0-0 | | CONFERENCE | | 2-1-0 | | 3-0-0 | | 2-2-0 | | | | | | | |
| 5-1-0 | | 0-0-0 | | 0-0-0 | | HOME | | 2-1-0 | | 3-0-0 | | 0-0-0 | | | | | | | |
| 2-2-0 | | 0-0-0 | | 0-0-0 | | AWAY | | 0-0-0 | | 0-0-0 | | 2-2-0 | | | | | | | |
| 0-0-0 | | 0-0-0 | | 0-0-0 | | NEUTRAL | | 0-0-0 | | 0-0-0 | | 0-0-0 | | | | | | | |
| RPI | S | Opponent | | Score | | RPI | S | Opponent | | Score | | RPI | S | Opponent | | Score | | | |
| 3 | A | Kentucky | | 0 | 6 | 47 | A | Charlotte | | 1 | 2 | 70 | H | Seton Hall | | 2 | 1 | | |
| 7 | A | Louisville | | 4 | 13 | 47 | A | Charlotte | | 7 | 6 | 70 | H | Seton Hall | | 9 | 0 | | |
| 21 | A | Southern Miss. | | 0 | 2 | 47 | A | Charlotte | | 1 | 7 | 70 | H | Seton Hall | | 3 | 6 | | |
| 21 | A | Southern Miss. | | 2 | 0 | | | | | | | 91 | A | Cincinnati | | 9 | 1 | | |
| 21 | A | Southern Miss. | | 0 | 10 | | | | | | | 93 | A | Wright St. | | 7 | 8 | | |
| | | | | | | | | | | | | 93 | H | Wright St. | | 7 | 4 | | |
| | | | | | | | | | | | | | | 101 A Troy | | 6 | 2 | | |
| | | | | | | | | | | | | | | 101 A Troy | | 1 | 2 | | |
| | | | | | | | | | | | | | | 101 A Troy | | 8 | 2 | | |
| | | | | | | | | | | | | | | 101 A Troy | | 2 | 5 | | |
| | | | | | | | | | | | | | | 118 A Georgia | | 6 | 11 | | |
| | | | | | | | | | | | | | | 118 A Georgia | | 8 | 7 | | |
| | | | | | | | | | | | | | | 148 H Butler | | 3 | 2 | | |
| | | | | | | | | | | | | | | 148 H Butler | | 17 | 12 | | |
| | | | | | | | | | | | | | | 148 H Butler | | 13 | 4 | | |
| | | | | | | | | | | | | | | 157 A Ohio St. | | 3 | 2 | | |
| | | | | | | | | | | | | | | 157 H Ohio St. | | 6 | 5 | | |
| | | | | | | | | | | | | | | 157 H Ohio St. | | 5 | 4 | | |
| | | | | | | | | | | | | | | 174 A Creighton | | 2 | 1 | | |
| | | | | | | | | | | | | | | 206 A Miami (OH) | | 0 | 7 | | |
| | | | | | | | | | | | | | | 206 H Miami (OH) | | 9 | 4 | | |
| | | | | | | | | | | | | | | 206 N Miami (OH) | | 6 | 12 | | |
| | | | | | | | | | | | | | | 213 N Penn St. | | 5 | 7 | | |
| | | | | | | | | | | | | | | 213 N Penn St. | | 1 | 6 | | |
| | | | | | | | | | | | | | | 213 N Penn St. | | 7 | 5 | | |
| | | | | | | | | | | | | | | 213 N Penn St. | | 10 | 4 | | |
| | | | | | | | | | | | | | | 250 A Villanova | | 10 | 1 | | |
| | | | | | | | | | | | | | | 250 A Villanova | | 2 | 3 | | |
| | | | | | | | | | | | | | | 250 A Villanova | | 0 | 1 | | |
| | | | | | | | | | | | | | | 275 H Illinois St. | | 3 | 2 | | |
| | | | | | | | | | | | | | | 275 H Illinois St. | | 5 | 7 | | |
| | | | | | | | | | | | | | | 275 H Illinois St. | | 9 | 8 | | |
| | | | | | | | | | | | | | | 288 H Fairleigh Dickinson | | 15 | 3 | | |
| | | | | | | | | | | | | | | | | | | | |
| | | | | | | | | | | | | | | | | | | | |
| | | | | | | | | | | | | | | | | | | | |
| | | | | | | | | | | | | | | | | | | | |
| | | | | | | | | | | | | | | | | | | | |
| | | | | | | | | | | | | | | | | | | | |
| | | | | | | | | | | | | | | | | | | | |
| | | | | | | | | | | | | | | | | | | | |
| | | | | | | | | | | | | | | | | | | | |
| | | | | | | | | | | | | | | | | | | | |
| | | | | | | | | | | | | | | | | | | | |
| | | | | | | | | | | | | | | | | | | | |
| | | | | | | | | | | | | | | | | | | | |
| | | | | | | | | | | | | | | | | | | | |
| | | | | | | | | | | | | | | | | | | | |
| | | | | | | | | | | | | | | | | | | | |
| | | | | | | | | | | | | | | | | | | | |
| | | | | | | | | | | | | | | | | | | | |
| | | | | | | | | | | | | | | | | | | | |
| | | | | | | | | | | | | | | | | | | | |
| | | | | | | | | | | | | | | | | | | | |
| | | | | | | | | | | | | | | | | | | | |
| | | | | | | | | | | | | | | | | | | | |
| | | | | | | | | | | | | | | | | | | | |
| | | | | | | | | | | | | | | | | | | | |
| | | | | | | | | | | | | | | | | | | | |
| | | | | | | | | | | | | | | | | | | | |
| | | | | | | | | | | | | | | | | | | | |
| | | | | | | | | | | | | | | | | | | | |
| | | | | | | | | | | | | | | | | | | | |
| | | | | | | | | | | | | | | | | | | | |
| | | | | | | | | | | | | | | | | | | | |
| | | | | | | | | | | | | | | | | | | | |
| | | | | | | | | | | | | | | | | | | | |
| | | | | | | | | | | | | | | | | | | | |
| | | | | | | | | | | | | | | | | | | | |
| | | | | | | | | | | | | | | | | | | | |
| | | | | | | | | | | | | | | | | | | | |

| RPI | S | Opponent | Score | |
|-----|---|---------------------|-------|---|
| 288 | H | Fairleigh Dickinson | 8 | 5 |
| 288 | H | Fairleigh Dickinson | 22 | 9 |

X
a
v
i
e
r

X
a
v
i
e
r

Xavier

| Average RPI Win: | | 165 | WON-LOST RECORD | | WINNING PCT. RANK | | LAST 10 GAMES | | STRENGTH OF SCHEDULE | | OPP. STRENGTH OF SCHEDULE | | TEAM RPI | | ADJ RPI | | CONF. RPI | | ADJ CONF. RPI | | | | | | | | | | |
|------------------|---|------------|-----------------|-----------|-------------------|----------------|---------------|----------------|----------------------|-------------|---------------------------|----------|----------|-----------------|------------|-------|-----------|-----|---------------|--------------------|---|----|---|--|--|--|--|--|--|
| DIV. I ONLY | | | 26-18-0 | | .59091 80 | | 8-2-0 | | 131 | | 95 | | 100 | | .52414 100 | | 9 | | 9 | | | | | | | | | | |
| DIV. I NON-CONF. | | | 10-13-0 | | .43478 193 | | 1-1-0 | | 86 | | 62 | | 148 | | .50235 148 | | 10 | | 10 | | | | | | | | | | |
| TOTALS | | RPI 1-25 | | RPI 26-50 | | W-L RECORDS | | RPI 51-100 | | RPI 101-150 | | RPI 150+ | | | | | | | | | | | | | | | | | |
| 26-18-0 | | 1-3-0 | | 1-3-0 | | OVERALL | | 4-5-0 | | 4-3-0 | | 16-4-0 | | | | | | | | | | | | | | | | | |
| 11-12-0 | | 0-2-0 | | 1-3-0 | | HOME | | 4-3-0 | | 2-1-0 | | 4-3-0 | | | | | | | | | | | | | | | | | |
| 13-5-0 | | 0-1-0 | | 0-0-0 | | AWAY | | 0-2-0 | | 1-1-0 | | 12-1-0 | | | | | | | | | | | | | | | | | |
| 2-1-0 | | 1-0-0 | | 0-0-0 | | NEUTRAL | | 0-0-0 | | 1-1-0 | | 0-0-0 | | | | | | | | | | | | | | | | | |
| 10-13-0 | | 1-3-0 | | 1-3-0 | | NON-CONFERENCE | | 0-3-0 | | 2-2-0 | | 6-2-0 | | | | | | | | | | | | | | | | | |
| 3-8-0 | | 0-2-0 | | 1-3-0 | | HOME | | 0-1-0 | | 0-0-0 | | 2-2-0 | | | | | | | | | | | | | | | | | |
| 5-4-0 | | 0-1-0 | | 0-0- | | AWAY | | 0-2-0 | | 1-1-0 | | 4-0-0 | | | | | | | | | | | | | | | | | |
| 2-1-0 | | 1-0-0 | | 0-0-0 | | NEUTRAL | | 0-0-0 | | 1-1-0 | | 0-0-0 | | | | | | | | | | | | | | | | | |
| 16-5-0 | | 0-0-0 | | 0-0-0 | | CONFERENCE | | 4-2-0 | | 2-1-0 | | 10-2-0 | | | | | | | | | | | | | | | | | |
| 8-4-0 | | 0-0-0 | | 0-0-0 | | HOME | | 4-2-0 | | 2-1-0 | | 2-1-0 | | | | | | | | | | | | | | | | | |
| 8-1-0 | | 0-0-0 | | 0-0-0 | | AWAY | | 0-0-0 | | 0-0-0 | | 8-1-0 | | | | | | | | | | | | | | | | | |
| 0-0-0 | | 0-0-0 | | 0-0-0 | | NEUTRAL | | 0-0-0 | | 0-0-0 | | 0-0-0 | | | | | | | | | | | | | | | | | |
| RPI | S | Opponent | | Score | | RPI | S | Opponent | | Score | | RPI | S | Opponent | | Score | | | | | | | | | | | | | |
| 5 | N | Texas Tech | | 5 | 1 | 33 | H | Texas A&M | | 3 | 2 | 51 | A | DBU | | 7 | 12 | 101 | H | Troy | 5 | 13 | | | | | | | |
| 9 | H | TCU | | 4 | 5 | 44 | H | Louisiana Tech | | 4 | 6 | 51 | H | DBU | | 7 | 9 | 101 | H | Troy | 5 | 2 | | | | | | | |
| 9 | H | TCU | | 2 | 7 | 44 | H | Louisiana Tech | | 1 | 3 | 57 | H | Louisiana | | 10 | 2 | 101 | H | Troy | 9 | 6 | | | | | | | |
| 22 | A | Texas | | 1 | 4 | 44 | H | Louisiana Tech | | 3 | 7 | 57 | H | Louisiana | | 5 | 4 | 134 | N | Southeast Mo. St. | 5 | 3 | | | | | | | |
| | | | | | | | | | | | | 57 | H | Louisiana | | 9 | 3 | 134 | N | Southeast Mo. St. | | 3 | 4 | | | | | | |
| | | | | | | | | | | | | 77 | A | Sam Houston St. | | 2 | 14 | 141 | A | SFA | | 1 | 2 | | | | | | |
| | | | | | | | | | | | | 85 | H | Ga. Southern | | 3 | 4 | 141 | A | SFA | | 7 | 4 | | | | | | |
| | | | | | | | | | | | | 85 | H | Ga. Southern | | 3 | 2 | 175 | A | Appalachian St. | | 6 | 5 | | | | | | |
| | | | | | | | | | | | | 85 | H | Ga. Southern | | 5 | 9 | 175 | A | Appalachian St. | | 18 | 1 | | | | | | |
| | | | | | | | | | | | | | | | | | | 175 | A | Appalachian St. | | 5 | 2 | | | | | | |
| | | | | | | | | | | | | | | | | | | 219 | H | Little Rock | | 2 | 0 | | | | | | |
| | | | | | | | | | | | | | | | | | | 219 | H | Little Rock | | 4 | 9 | | | | | | |
| | | | | | | | | | | | | | | | | | | 219 | H | Little Rock | | 10 | 5 | | | | | | |
| | | | | | | | | | | | | | | | | | | 220 | A | A&M-Corpus Christi | | 4 | 2 | | | | | | |
| | | | | | | | | | | | | | | | | | | 220 | A | A&M-Corpus Christi | | 7 | 3 | | | | | | |
| | | | | | | | | | | | | | | | | | | 220 | A | A&M-Corpus Christi | | 8 | 6 | | | | | | |
| | | | | | | | | | | | | | | | | | | 224 | A | Georgia St. | | 7 | 1 | | | | | | |
| | | | | | | | | | | | | | | | | | | 224 | A | Georgia St. | | 10 | 7 | | | | | | |
| | | | | | | | | | | | | | | | | | | 224 | A | Georgia St. | | 1 | 2 | | | | | | |
| | | | | | | | | | | | | | | | | | | 234 | A | La.-Monroe | | 6 | 4 | | | | | | |
| | | | | | | | | | | | | | | | | | | 234 | A | La.-Monroe | | 10 | 2 | | | | | | |
| | | | | | | | | | | | | | | | | | | 234 | A | La.-Monroe | | 10 | 3 | | | | | | |
| | | | | | | | | | | | | | | | | | | 252 | H | Milwaukee | | 8 | 5 | | | | | | |
| | | | | | | | | | | | | | | | | | | 252 | H | Milwaukee | | 5 | 4 | | | | | | |
| | | | | | | | | | | | | | | | | | | 252 | H | Milwaukee | | 2 | 5 | | | | | | |
| | | | | | | | | | | | | | | | | | | 253 | A | Abilene Christian | | 5 | 4 | | | | | | |
| | | | | | | | | | | | | | | | | | | 253 | H | Abilene Christian | | 1 | 9 | | | | | | |
| | | | | | | | | | | | | | | | | | | | | | | | | | | | | | |
| | | | | | | | | | | | | | | | | | | | | | | | | | | | | | |
| | | | | | | | | | | | | | | | | | | | | | | | | | | | | | |
| | | | | | | | | | | | | | | | | | | | | | | | | | | | | | |
| | | | | | | | | | | | | | | | | | | | | | | | | | | | | | |
| | | | | | | | | | | | | | | | | | | | | | | | | | | | | | |
| | | | | | | | | | | | | | | | | | | | | | | | | | | | | | |
| | | | | | | | | | | | | | | | | | | | | | | | | | | | | | |
| | | | | | | | | | | | | | | | | | | | | | | | | | | | | | |
| | | | | | | | | | | | | | | | | | | | | | | | | | | | | | |
| | | | | | | | | | | | | | | | | | | | | | | | | | | | | | |
| | | | | | | | | | | | | | | | | | | | | | | | | | | | | | |
| | | | | | | | | | | | | | | | | | | | | | | | | | | | | | |
| | | | | | | | | | | | | | | | | | | | | | | | | | | | | | |
| | | | | | | | | | | | | | | | | | | | | | | | | | | | | | |
| | | | | | | | | | | | | | | | | | | | | | | | | | | | | | |
| | | | | | | | | | | | | | | | | | | | | | | | | | | | | | |
| | | | | | | | | | | | | | | | | | | | | | | | | | | | | | |
| | | | | | | | | | | | | | | | | | | | | | | | | | | | | | |
| | | | | | | | | | | | | | | | | | | | | | | | | | | | | | |
| | | | | | | | | | | | | | | | | | | | | | | | | | | | | | |
| | | | | | | | | | | | | | | | | | | | | | | | | | | | | | |
| | | | | | | | | | | | | | | | | | | | | | | | | | | | | | |
| | | | | | | | | | | | | | | | | | | | | | | | | | | | | | |
| | | | | | | | | | | | | | | | | | | | | | | | | | | | | | |
| | | | | | | | | | | | | | | | | | | | | | | | | | | | | | |
| | | | | | | | | | | | | | | | | | | | | | | | | | | | | | |
| | | | | | | | | | | | | | | | | | | | | | | | | | | | | | |
| | | | | | | | | | | | | | | | | | | | | | | | | | | | | | |
| | | | | | | | | | | | | | | | | | | | | | | | | | | | | | |
| | | | | | | | | | | | | | | | | | | | | | | | | | | | | | |
| | | | | | | | | | | | | | | | | | | | | | | | | | | | | | |
| | | | | | | | | | | | | | | | | | | | | | | | | | | | | | |
| | | | | | | | | | | | | | | | | | | | | | | | | | | | | | |
| | | | | | | | | | | | | | | | | | | | | | | | | | | | | | |
| | | | | | | | | | | | | | | | | | | | | | | | | | | | | | |
| | | | | | | | | | | | | | | | | | | | | | | | | | | | | | |
| | | | | | | | | | | | | | | | | | | | | | | | | | | | | | |
| | | | | | | | | | | | | | | | | | | | | | | | | | | | | | |
| | | | | | | | | | | | | | | | | | | | | | | | | | | | | | |
| | | | | | | | | | | | | | | | | | | | | | | | | | | | | | |
| | | | | | | | | | | | | | | | | | | | | | | | | | | | | | |
| | | | | | | | | | | | | | | | | | | | | | | | | | | | | | |
| | | | | | | | | | | | | | | | | | | | | | | | | | | | | | |
| | | | | | | | | | | | | | | | | | | | | | | | | | | | | | |
| | | | | | | | | | | | | | | | | | | | | | | | | | | | | | |
| | | | | | | | | | | | | | | | | | | | | | | | | | | | | | |
| | | | | | | | | | | | | | | | | | | | | | | | | | | | | | |
| | | | | | | | | | | | | | | | | | | | | | | | | | | | | | |
| | | | | | | | | | | | | | | | | | | | | | | | | | | | | | |

Non-Div. I Games:

UT Arlington

| Average RPI Win: 152 | | WON-LOST RECORD | WINNING PCT. RANK | LAST 10 GAMES | STRENGTH OF SCHEDULE | OPP. STRENGTH OF SCHEDULE | TEAM RPI | ADJ RPI | CONF. RPI | ADJ CONF. RPI | |
|-----------------------|----------|--------------------|----------------------|------------------|-------------------------|------------------------------|-------------|------------|------------------|------------------|----------|
| Average RPI Loss: 119 | | | | | | | | | | | |
| DIV. I ONLY | | 24-19-0 | .55814 101 | 7-3-0 | 114 | 118 | 101 | .52344 101 | 9 | 9 | |
| DIV. I NON-CONF. | | 14-7-0 | .66667 44 | 2-1-0 | 173 | 140 | 89 | .53129 89 | 10 | 10 | |
| TOTALS | | RPI 1-25 | RPI 26-50 | | W-L RECORDS | | RPI 51-100 | | RPI 101-150 | | RPI 150+ |
| 24-19-0 | | 1-0-0 | 0-2-0 | | OVERALL | | 7-10-0 | | 4-2-0 | | 12-5-0 |
| 12-8-0 | | 0-0-0 | 0-0-0 | | HOME | | 4-6-0 | | 1-0-0 | | 7-2-0 |
| 11-9-0 | | 1-0-0 | 0-0-0 | | AWAY | | 2-4-0 | | 3-2-0 | | 5-3-0 |
| 1-2-0 | | 0-0-0 | 0-2-0 | | NEUTRAL | | 1-0-0 | | 0-0-0 | | 0-0-0 |
| 14-7-0 | | 1-0-0 | 0-1-0 | | NON-CONFERENCE | | 3-2-0 | | 4-2-0 | | 6-2-0 |
| 7-4-0 | | 0-0-0 | 0-0-0 | | HOME | | 2-2-0 | | 1-0-0 | | 4-2-0 |
| 6-2-0 | | 1-0-0 | 0-0- | | AWAY | | 0-0-0 | | 3-2-0 | | 2-0-0 |
| 1-1-0 | | 0-0-0 | 0-1-0 | | NEUTRAL | | 1-0-0 | | 0-0-0 | | 0-0-0 |
| 10-12-0 | | 0-0-0 | 0-1-0 | | CONFERENCE | | 4-8-0 | | 0-0-0 | | 6-3-0 |
| 5-4-0 | | 0-0-0 | 0-0-0 | | HOME | | 2-4-0 | | 0-0-0 | | 3-0-0 |
| 5-7-0 | | 0-0-0 | 0-0-0 | | AWAY | | 2-4-0 | | 0-0-0 | | 3-3-0 |
| 0-1-0 | | 0-0-0 | 0-1-0 | | NEUTRAL | | 0-0-0 | | 0-0-0 | | 0-0-0 |
| RPI S | Opponent | Score | | RPI S | Opponent | Score | | RPI S | Opponent | Score | |
| 18 A | Auburn | 5 | 2 | 38 N | Southeastern La. | 4 | 5 | 57 H | Louisiana | 2 | 7 |
| | | | | 43 N | South Ala. | 4 | 6 | 57 H | Louisiana | 7 | 5 |
| | | | | | | | | 57 H | Louisiana | 5 | 6 |
| | | | | | | | | 64 A | Coastal Caro. | 4 | 5 |
| | | | | | | | | 64 A | Coastal Caro. | 8 | 11 |
| | | | | | | | | 64 A | Coastal Caro. | 4 | 0 |
| | | | | | | | | 70 N | Seton Hall | 6 | 3 |
| | | | | | | | | 85 H | Ga. Southern | 3 | 5 |
| | | | | | | | | 85 H | Ga. Southern | 3 | 6 |
| | | | | | | | | 85 H | Ga. Southern | 4 | 0 |
| | | | | | | | | 99 H | Xavier | 5 | 2 |
| | | | | | | | | 99 H | Xavier | 2 | 8 |
| | | | | | | | | 99 H | Xavier | 2 | 6 |
| | | | | | | | | 99 H | Xavier | 2 | 1 |
| | | | | | | | | 100 A | UT Arlington | 2 | 5 |
| | | | | | | | | 100 A | UT Arlington | 6 | 9 |
| | | | | | | | | 100 A | UT Arlington | 13 | 5 |
| | | | | LAST 10 GAMES | | | | | | | |
| | | | | 64 A | Coastal Caro. | 8 | 11 | 164 H | Texas St. | 4 | 3 |
| | | | | 64 A | Coastal Caro. | 4 | 5 | 164 H | Texas St. | 4 | 0 |
| | | | | 64 A | Coastal Caro. | 4 | 0 | 116 A | Jacksonville St. | 10 | 5 |
| | | | | 18 A | Auburn | 5 | 2 | 189 H | UAB | 1 | 6 |
| | | | | 164 H | Texas St. | 6 | 3 | 224 A | Georgia St. | 5 | 3 |
| | | | | | | | | | | | |
| | | | | | | | | 106 A | Samford | 3 | 4 |
| | | | | | | | | 106 H | Samford | 9 | 2 |
| | | | | | | | | 116 A | Jacksonville St. | 10 | 5 |
| | | | | | | | | 128 A | New Orleans | 4 | 3 |
| | | | | | | | | 128 A | New Orleans | 12 | 9 |
| | | | | | | | | 128 A | New Orleans | 2 | 3 |
| | | | | | | | | 164 H | Texas St. | 4 | 3 |
| | | | | | | | | 164 H | Texas St. | 4 | 0 |
| | | | | | | | | 164 H | Texas St. | 6 | 3 |
| | | | | | | | | 189 A | UAB | 4 | 2 |
| | | | | | | | | 189 H | UAB | 1 | 6 |
| | | | | | | | | 200 H | Alabama | 12 | 11 |
| | | | | | | | | 201 A | Alabama St. | 6 | 4 |
| | | | | | | | | 219 A | Little Rock | 6 | 3 |
| | | | | | | | | 219 A | Little Rock | 7 | 6 |
| | | | | | | | | 219 A | Little Rock | 3 | 10 |
| | | | | | | | | 224 A | Georgia St. | 2 | 3 |
| | | | | | | | | 224 A | Georgia St. | 3 | 9 |
| | | | | | | | | 224 A | Georgia St. | 5 | 3 |
| | | | | | | | | 274 H | Hofstra | 5 | 9 |
| | | | | | | | | 274 H | Hofstra | 16 | 7 |
| | | | | | | | | 274 H | Hofstra | 7 | 1 |
| | | | | | | | | 274 H | Hofstra | 4 | 0 |

Non-Div. I Games:

Troy

Iowa

| Average RPI Win: 174 | | WON-LOST | WINNING | LAST 10 | STRENGTH OF | OPP. STRENGTH | TEAM | ADJ | CONF. | ADJ CONF. | | | | | |
|-----------------------|-------|----------|-----------|-----------|----------------|---------------|-------|------------|--------|-------------|--------|----------|---|------------------|-------|
| Average RPI Loss: 140 | | RECORD | PCT. RANK | GAMES | SCHEDULE | OF SCHEDULE | RPI | RPI | RPI | RPI | | | | | |
| DIV. I ONLY | | 25-16-0 | .60976 | 72 | 5-5-0 | 162 | 174 | 102 | .52308 | 102 | 7 | 7 | | | |
| DIV. I NON-CONF. | | 16-9-0 | .64 | 61 | 1-2-0 | 150 | 249 | 83 | .53482 | 83 | 7 | 7 | | | |
| <hr/> | | | | | | | | | | | | | | | |
| TOTALS | | RPI 1-25 | | RPI 26-50 | | W-L RECORDS | | RPI 51-100 | | RPI 101-150 | | RPI 150+ | | | |
| 25-16-0 | 0-0-0 | | | 3-3-0 | OVERALL | | 4-6-0 | | 3-0-0 | | 15-7-0 | | | | |
| 14-3-0 | 0-0-0 | | | 0-0-0 | HOME | | 3-3-0 | | 0-0-0 | | 11-0-0 | | | | |
| 5-10-0 | 0-0-0 | | | 3-3-0 | AWAY | | 1-3-0 | | 0-0-0 | | 1-4-0 | | | | |
| 6-3-0 | 0-0-0 | | | 0-0-0 | NEUTRAL | | 0-0-0 | | 3-0-0 | | 3-3-0 | | | | |
| <hr/> | | | | | | | | | | | | | | | |
| 16-9-0 | 0-0-0 | | | 1-2-0 | NON-CONFERENCE | | 1-2-0 | | 3-0-0 | | 11-5-0 | | | | |
| 8-0-0 | 0-0-0 | | | 0-0-0 | HOME | | 0-0-0 | | 0-0-0 | | 8-0-0 | | | | |
| 2-6-0 | 0-0-0 | | | 1-0- | AWAY | | 1-2-0 | | 0-0-0 | | 0-2-0 | | | | |
| 6-3-0 | 0-0-0 | | | 0-0-0 | NEUTRAL | | 0-0-0 | | 3-0-0 | | 3-3-0 | | | | |
| <hr/> | | | | | | | | | | | | | | | |
| 9-7-0 | 0-0-0 | | | 2-1-0 | CONFERENCE | | 3-4-0 | | 0-0-0 | | 4-2-0 | | | | |
| 6-3-0 | 0-0-0 | | | 0-0-0 | HOME | | 3-3-0 | | 0-0-0 | | 3-0-0 | | | | |
| 3-4-0 | 0-0-0 | | | 2-1-0 | AWAY | | 0-1-0 | | 0-0-0 | | 1-2-0 | | | | |
| 0-0-0 | 0-0-0 | | | 0-0-0 | NEUTRAL | | 0-0-0 | | 0-0-0 | | 0-0-0 | | | | |
| <hr/> | | | | | | | | | | | | | | | |
| RPI | S | Opponent | Score | RPI | S | Opponent | Score | RPI | S | Opponent | Score | RPI | S | Opponent | Score |
| | | | | 29 | A | South Fla. | 4 9 | 74 | A | Minnesota | 3 6 | 103 | N | Oral Roberts | 7 5 |
| | | | | 29 | A | South Fla. | 4 2 | 87 | H | Rutgers | 3 5 | 123 | N | Morehead St. | 14 7 |
| | | | | 29 | A | South Fla. | 0 6 | 87 | H | Rutgers | 8 3 | 138 | N | Hawaii | 7 6 |
| | | | | 42 | A | Nebraska | 7 6 | 87 | H | Rutgers | 5 13 | 159 | A | Bradley | 4 6 |
| | | | | 42 | A | Nebraska | 5 3 | 95 | H | Purdue | 0 2 | 159 | H | Bradley | 12 1 |
| | | | | 42 | A | Nebraska | 6 8 | 95 | H | Purdue | 7 2 | 201 | N | Alabama St. | 9 2 |
| | | | | | | | | 95 | H | Purdue | 5 1 | 201 | N | Alabama St. | 3 4 |
| | | | | | | | | 96 | A | Kansas St. | 0 3 | 213 | H | Penn St. | 9 1 |
| | | | | | | | | 96 | A | Kansas St. | 4 5 | 213 | H | Penn St. | 8 2 |
| | | | | | | | | 96 | A | Kansas St. | 12 11 | 213 | H | Penn St. | 4 2 |
| | | | | | | | | | | | | 232 | H | UNLV | 7 6 |
| | | | | | | | | | | | | 232 | H | UNLV | 3 0 |
| | | | | | | | | | | | | 232 | H | UNLV | 6 5 |
| | | | | | | | | | | | | 238 | A | Northwestern | 5 6 |
| | | | | | | | | | | | | 238 | A | Northwestern | 5 7 |
| | | | | | | | | | | | | 238 | A | Northwestern | 14 2 |
| | | | | | | | | | | | | 241 | H | Northern Ill. | 12 8 |
| | | | | | | | | | | | | 244 | N | Bucknell | 1 7 |
| | | | | | | | | | | | | 248 | H | South Dakota St. | 4 3 |
| | | | | | | | | | | | | 250 | N | Villanova | 1 10 |
| | | | | | | | | | | | | 252 | H | Milwaukee | 4 3 |
| | | | | | | | | | | | | 268 | A | Western Ill. | 5 7 |
| | | | | 268 | A | Western Ill. | 5 7 | 87 | H | Rutgers | 5 13 | 268 | H | Western Ill. | 4 1 |
| | | | | 213 | H | Penn St. | 9 1 | 87 | H | Rutgers | 3 5 | 283 | N | Lehigh | 8 3 |
| | | | | 213 | H | Penn St. | 8 2 | 87 | H | Rutgers | 8 3 | 283 | N | Lehigh | 15 7 |
| | | | | 213 | H | Penn St. | 4 2 | 159 | A | Bradley | 4 6 | | | | |
| | | | | 252 | H | Milwaukee | 4 3 | 42 | A | Nebraska | 6 8 | | | | |
| <hr/> | | | | | | | | | | | | | | | |
| LAST 10 GAMES | | | | | | | | | | | | | | | |

Non-Div. I Games: Loras 8 1 Grand View 6 5

Iowa

| Average RPI Win: 155 | | WON-LOST RECORD | | WINNING PCT. RANK | | LAST 10 GAMES | | STRENGTH OF SCHEDULE | | OPP. STRENGTH OF SCHEDULE | | TEAM RPI | | ADJ RPI | | CONF. RPI | | ADJ CONF. RPI | |
|----------------------|----------------|-----------------|---|-------------------|-------------------|----------------|----|----------------------|---------------------|---------------------------|----|----------|------------------|------------|---|-----------|--|---------------|--|
| DIV. I ONLY | | 31-15-0 | | .67391 35 | | 6-4-0 | | 235 | | 54 | | 103 | | .52286 103 | | 19 | | 19 | |
| DIV. I NON-CONF. | | 17-8-0 | | .68 43 | | 4-2-0 | | 163 | | 6 | | 57 | | .54741 57 | | 16 | | 16 | |
| TOTALS | | RPI 1-25 | | RPI 26-50 | | W-L RECORDS | | RPI 51-100 | | RPI 101-150 | | RPI 150+ | | | | | | | |
| 31-15-0 | | 2-0-0 | | 2-3-0 | | OVERALL | | 4-3-0 | | 8-3-0 | | 15-6-0 | | | | | | | |
| 17-9-0 | | 1-0-0 | | 1-3-0 | | HOME | | 1-2-0 | | 5-1-0 | | 9-3-0 | | | | | | | |
| 13-6-0 | | 1-0-0 | | 1-0-0 | | AWAY | | 2-1-0 | | 3-2-0 | | 6-3-0 | | | | | | | |
| 1-0-0 | | 0-0-0 | | 0-0-0 | | NEUTRAL | | 1-0-0 | | 0-0-0 | | 0-0-0 | | | | | | | |
| 17-8-0 | | 2-0-0 | | 1-1-0 | | NON-CONFERENCE | | 4-3-0 | | 8-3-0 | | 2-1-0 | | | | | | | |
| 9-5-0 | | 1-0-0 | | 0-1-0 | | HOME | | 1-2-0 | | 5-1-0 | | 2-1-0 | | | | | | | |
| 7-3-0 | | 1-0-0 | | 1-0- | | AWAY | | 2-1-0 | | 3-2-0 | | 0-0-0 | | | | | | | |
| 1-0-0 | | 0-0-0 | | 0-0-0 | | NEUTRAL | | 1-0-0 | | 0-0-0 | | 0-0-0 | | | | | | | |
| 14-7-0 | | 0-0-0 | | 1-2-0 | | CONFERENCE | | 0-0-0 | | 0-0-0 | | 13-5-0 | | | | | | | |
| 8-4-0 | | 0-0-0 | | 1-2-0 | | HOME | | 0-0-0 | | 0-0-0 | | 7-2-0 | | | | | | | |
| 6-3-0 | | 0-0-0 | | 0-0-0 | | AWAY | | 0-0-0 | | 0-0-0 | | 6-3-0 | | | | | | | |
| 0-0-0 | | 0-0-0 | | 0-0-0 | | NEUTRAL | | 0-0-0 | | 0-0-0 | | 0-0-0 | | | | | | | |
| RPI S | Opponent | Score | | RPI S | Opponent | Score | | RPI S | Opponent | Score | | RPI S | Opponent | Score | | | | | |
| 23 A | Long Beach St. | 6 | 2 | 39 H | New Mexico | 4 | 0 | 54 A | San Diego | 10 | 1 | 114 A | UC Santa Barbara | 5 | 4 | | | | |
| 23 H | Long Beach St. | 12 | 5 | 39 H | New Mexico | 6 | 11 | 63 A | UCLA | 8 | 6 | 114 A | UC Santa Barbara | 5 | 6 | | | | |
| | | | | 39 H | New Mexico | 10 | 12 | 63 N | UCLA | 5 | 4 | 114 A | UC Santa Barbara | 5 | 3 | | | | |
| | | | | 40 A | Cal St. Fullerton | 5 | 4 | 70 H | Seton Hall | 5 | 10 | 130 H | Cal Poly | 6 | 4 | | | | |
| | | | | 41 H | Tennessee | 4 | 8 | 79 A | Southern California | 0 | 2 | 130 H | Cal Poly | 2 | 0 | | | | |
| | | | | | | | | 79 H | Southern California | 0 | 1 | 130 H | Cal Poly | 5 | 0 | | | | |
| | | | | | | | | 92 H | Notre Dame | 7 | 6 | 132 H | San Francisco | 4 | 2 | | | | |
| | | | | | | | | | | | | 136 A | UC Riverside | 10 | 1 | | | | |
| | | | | | | | | | | | | 136 H | UC Riverside | 4 | 7 | | | | |
| | | | | | | | | | | | | 143 A | UC Irvine | 5 | 7 | | | | |
| | | | | | | | | | | | | 143 H | UC Irvine | 9 | 3 | | | | |
| | | | | | | | | | | | | 190 A | Fresno St. | 7 | 8 | | | | |
| | | | | | | | | | | | | 190 A | Fresno St. | 12 | 0 | | | | |
| | | | | | | | | | | | | 190 A | Fresno St. | 5 | 4 | | | | |
| | | | | | | | | | | | | 224 H | San Jose St. | 7 | 3 | | | | |
| | | | | | | | | | | | | 224 H | San Jose St. | 5 | 1 | | | | |
| | | | | | | | | | | | | 224 H | San Jose St. | 5 | 4 | | | | |
| | | | | | | | | | | | | 227 A | Nevada | 7 | 2 | | | | |
| | | | | | | | | | | | | 227 A | Nevada | 3 | 7 | | | | |
| | | | | | | | | | | | | 227 A | Nevada | 7 | 3 | | | | |
| | | | | | | | | | | | | 227 H | Nevada | 6 | 3 | | | | |
| | | | | | | | | | | | | 227 H | Nevada | 1 | 3 | | | | |
| | | | | | | | | | | | | 227 H | Nevada | 7 | 2 | | | | |
| | | | | | | | | | | | | 232 A | UNLV | 3 | 7 | | | | |
| | | | | | | | | | | | | 232 A | UNLV | 20 | 6 | | | | |
| | | | | | | | | | | | | 232 A | UNLV | 16 | 3 | | | | |
| | | | | | | | | | | | | 232 H | UNLV | 10 | 5 | | | | |
| | | | | LAST 10 GAMES | | | | | | | | | | | | | | | |
| | | | | 63 A | UCLA | 8 | 6 | 114 A | UC Santa Barbara | 5 | 4 | | | | | | | | |
| | | | | 39 H | New Mexico | 10 | 12 | 114 A | UC Santa Barbara | 5 | 6 | | | | | | | | |
| | | | | 39 H | New Mexico | 6 | 11 | 114 A | UC Santa Barbara | 5 | 3 | | | | | | | | |
| | | | | 39 H | New Mexico | 4 | 0 | 136 A | UC Riverside | 10 | 1 | | | | | | | | |
| | | | | 136 H | UC Riverside | 4 | 7 | 232 A | UNLV | 16 | 3 | | | | | | | | |

Non-Div. I Games:

San Diego St.

| RPI | S | Opponent | Score | |
|-----|---|----------|-------|---|
| 232 | H | UNLV | 3 | 5 |
| 232 | H | UNLV | 13 | 5 |
| 245 | H | Pacific | 1 | 5 |
| 245 | H | Pacific | 11 | 0 |
| 245 | H | Pacific | 11 | 5 |

San Diego St.

S
a
n
D
i
e
g
o
S
t
.

S
a
n
D
i
e
g
o
S
t
.

[illegible]

Non-Div. I Games:

Oral Roberts

| RPI | S | Opponent | Score | |
|-----|---|------------|-------|---|
| 297 | A | Fort Wayne | 3 | 1 |
| 297 | H | Fort Wayne | 15 | 1 |
| 297 | H | Fort Wayne | 10 | 0 |
| 297 | H | Fort Wayne | 11 | 2 |

Oral Roberts

O
r
a
l
R
o
b
e
r
t
s

O
r
a
l
R
o
b
e
r
t
s

| Average RPI Win: 176 | | WON-LOST | WINNING | LAST 10 | STRENGTH OF | | OPP. STRENGTH | TEAM | ADJ | CONF. | ADJ CONF. |
|----------------------|----------------|----------|---------------|----------------|----------------|-------|----------------|-------|-------------|---------------|-----------|
| Average RPI Loss: 70 | | RECORD | PCT. RANK | GAMES | SCHEDULE | | OF SCHEDULE | RPI | RPI | RPI | RPI |
| DIV. I ONLY | | 20-21-0 | .4878 | 166 | 55 | | 86 | 105 | .52132 | 105 | 3 |
| DIV. I NON-CONF. | | 12-8-0 | .6 | 85 | 202 | | 243 | 140 | .5049 | 140 | 4 |
| TOTALS | | RPI 1-25 | RPI 26-50 | | W-L RECORDS | | RPI 51-100 | | RPI 101-150 | | RPI 150+ |
| 20-21-0 | | 1-9-0 | 0-0-0 | | OVERALL | | 2-8-0 | | 5-2-0 | | 12-2-0 |
| 10-9-0 | | 1-3-0 | 0-0-0 | | HOME | | 2-5-0 | | 3-0-0 | | 4-1-0 |
| 4-10-0 | | 0-6-0 | 0-0-0 | | AWAY | | 0-1-0 | | 2-2-0 | | 2-1-0 |
| 6-2-0 | | 0-0-0 | 0-0-0 | | NEUTRAL | | 0-2-0 | | 0-0-0 | | 6-0-0 |
| 12-8-0 | | 0-1-0 | 0-0-0 | | NON-CONFERENCE | | 0-4-0 | | 0-1-0 | | 12-2-0 |
| 4-3-0 | | 0-1-0 | 0-0-0 | | HOME | | 0-1-0 | | 0-0-0 | | 4-1-0 |
| 2-3-0 | | 0-0-0 | 0-0- | | AWAY | | 0-1-0 | | 0-1-0 | | 2-1-0 |
| 6-2-0 | | 0-0-0 | 0-0-0 | | NEUTRAL | | 0-2-0 | | 0-0-0 | | 6-0-0 |
| 8-13-0 | | 1-8-0 | 0-0-0 | | CONFERENCE | | 2-4-0 | | 5-1-0 | | 0-0-0 |
| 6-6-0 | | 1-2-0 | 0-0-0 | | HOME | | 2-4-0 | | 3-0-0 | | 0-0-0 |
| 2-7-0 | | 0-6-0 | 0-0-0 | | AWAY | | 0-0-0 | | 2-1-0 | | 0-0-0 |
| 0-0-0 | | 0-0-0 | 0-0-0 | | NEUTRAL | | 0-0-0 | | 0-0-0 | | 0-0-0 |
| RPI S | Opponent | Score | RPI S | Opponent | Score | RPI S | Opponent | Score | RPI S | Opponent | Score |
| 2 H | North Carolina | 2 5 | | | | 68 A | Kent St. | 6 7 | 119 A | Duke | 6 2 |
| 2 H | North Carolina | 1 3 | | | | 68 H | Kent St. | 8 12 | 119 A | Duke | 9 8 |
| 2 H | North Carolina | 11 9 | | | | 69 H | Miami (FL) | 10 3 | 119 A | Duke | 0 14 |
| 7 A | Louisville | 2 8 | | | | 69 H | Miami (FL) | 3 5 | 133 H | Virginia Tech | 3 2 |
| 7 A | Louisville | 1 3 | | | | 69 H | Miami (FL) | 0 1 | 133 H | Virginia Tech | 8 2 |
| 7 A | Louisville | 0 3 | | | | 92 H | Notre Dame | 3 4 | 133 H | Virginia Tech | 9 5 |
| 10 A | Virginia | 3 4 | | | | 92 H | Notre Dame | 5 10 | 139 A | Wofford | 3 4 |
| 10 A | Virginia | 2 5 | | | | 92 H | Notre Dame | 2 1 | 157 N | Ohio St. | 7 2 |
| 10 A | Virginia | 1 12 | | | | 93 N | Wright St. | 1 3 | 165 N | Delaware | 5 3 |
| 11 H | West Virginia | 4 8 | | | | 96 N | Kansas St. | 4 5 | 165 N | Delaware | 3 2 |
| | | | | | | | | | 213 A | Penn St. | 9 1 |
| | | | | | | | | | 213 H | Penn St. | 3 2 |
| | | | | | | | | | 240 H | SIUE | 17 5 |
| | | | | | | | | | 240 H | SIUE | 7 6 |
| | | | | | | | | | 240 H | SIUE | 4 6 |
| | | | | | | | | | 256 N | Siena | 6 4 |
| | | | | | | | | | 256 N | Siena | 11 5 |
| | | | | | | | | | 256 N | Siena | 8 2 |
| | | | | | | | | | 267 A | USC Upstate | 3 1 |
| | | | | | | | | | 267 A | USC Upstate | 5 9 |
| | | | | | | | | | 290 H | UMES | 9 4 |
| | | | LAST 10 GAMES | | | | | | | | |
| 290 H | UMES | 9 4 | 2 H | North Carolina | 1 3 | 2 H | North Carolina | 2 5 | 68 H | Kent St. | 8 12 |
| 240 H | SIUE | 17 5 | 2 H | North Carolina | 2 5 | 213 A | Penn St. | 9 1 | 69 H | Miami (FL) | 3 5 |
| 240 H | SIUE | 7 6 | | | | | | | | | |
| 240 H | SIUE | 4 6 | | | | | | | | | |
| 2 H | North Carolina | 11 9 | | | | | | | | | |

Non-Div. I Games:

Pittsburgh

**S
a
m
f
o
r
d**

S
a
m
f
o
r
d

Samford

| RPI | S | Opponent | Score | |
|-----|---|-------------|-------|---|
| 235 | H | The Citadel | 1 | 0 |
| 235 | H | The Citadel | 7 | 4 |
| 295 | A | Alabama A&M | 31 | 1 |
| 295 | H | Alabama A&M | 11 | 3 |

Samford

S
a
m
f
o
r
d

S
a
m
f
o
r
d

| Average RPI Win: 217 | | WON-LOST RECORD | | WINNING PCT. RANK | | LAST 10 GAMES | | STRENGTH OF SCHEDULE | | OPP. STRENGTH OF SCHEDULE | | TEAM RPI | | ADJ RPI | | CONF. RPI | | ADJ CONF. RPI | |
|-----------------------|----------------|-----------------|---|-------------------|----------------|----------------|----|----------------------|----------|---------------------------|---|----------|-------------------|------------|----|-----------|--|---------------|--|
| Average RPI Loss: 118 | | 28-16-0 | | .63636 51 | | 9-1-0 | | 176 | | 193 | | 107 | | .51997 107 | | 23 | | 23 | |
| DIV. I ONLY | | 13-13-0 | | .5 145 | | 2-0-0 | | 97 | | 154 | | 124 | | .51341 123 | | 24 | | 24 | |
| DIV. I NON-CONF. | | | | | | | | | | | | | | | | | | | |
| TOTALS | | RPI 1-25 | | RPI 26-50 | | W-L RECORDS | | RPI 51-100 | | RPI 101-150 | | RPI 150+ | | | | | | | |
| 28-16-0 | | 0-3-0 | | 1-3-0 | | OVERALL | | 0-0-0 | | 0-2-0 | | 27-8-0 | | | | | | | |
| 18-7-0 | | 0-1-0 | | 0-1-0 | | HOME | | 0-0-0 | | 0-2-0 | | 18-3-0 | | | | | | | |
| 10-9-0 | | 0-2-0 | | 1-2-0 | | AWAY | | 0-0-0 | | 0-0-0 | | 9-5-0 | | | | | | | |
| 0-0-0 | | 0-0-0 | | 0-0-0 | | NEUTRAL | | 0-0-0 | | 0-0-0 | | 0-0-0 | | | | | | | |
| 13-13-0 | | 0-3-0 | | 1-3-0 | | NON-CONFERENCE | | 0-0-0 | | 0-2-0 | | 12-5-0 | | | | | | | |
| 9-4-0 | | 0-1-0 | | 0-1-0 | | HOME | | 0-0-0 | | 0-2-0 | | 9-0-0 | | | | | | | |
| 4-9-0 | | 0-2-0 | | 1-0- | | AWAY | | 0-0-0 | | 0-0-0 | | 3-5-0 | | | | | | | |
| 0-0-0 | | 0-0-0 | | 0-0-0 | | NEUTRAL | | 0-0-0 | | 0-0-0 | | 0-0-0 | | | | | | | |
| 15-3-0 | | 0-0-0 | | 0-0-0 | | CONFERENCE | | 0-0-0 | | 0-0-0 | | 15-3-0 | | | | | | | |
| 9-3-0 | | 0-0-0 | | 0-0-0 | | HOME | | 0-0-0 | | 0-0-0 | | 9-3-0 | | | | | | | |
| 6-0-0 | | 0-0-0 | | 0-0-0 | | AWAY | | 0-0-0 | | 0-0-0 | | 6-0-0 | | | | | | | |
| 0-0-0 | | 0-0-0 | | 0-0-0 | | NEUTRAL | | 0-0-0 | | 0-0-0 | | 0-0-0 | | | | | | | |
| RPI S | Opponent | Score | | RPI S | Opponent | Score | | RPI S | Opponent | Score | | RPI S | Opponent | Score | | | | | |
| 2 A | North Carolina | 2 | 8 | 28 A | Florida St. | 3 | 0 | | | | | 111 H | William & Mary | 1 | 5 | | | | |
| 10 A | Virginia | 4 | 9 | 28 A | Florida St. | 3 | 12 | | | | | 149 H | Marist | 6 | 15 | | | | |
| 10 H | Virginia | 2 | 4 | 28 A | Florida St. | 3 | 11 | | | | | 168 H | Fairfield | 5 | 4 | | | | |
| | | | | 37 H | Old Dominion | 4 | 5 | | | | | 168 H | Fairfield | 2 | 1 | | | | |
| | | | | | | | | | | | | 168 H | Fairfield | 4 | 3 | | | | |
| | | | | | | | | | | | | 172 H | Davidson | 4 | 5 | | | | |
| | | | | | | | | | | | | 172 H | Davidson | 14 | 0 | | | | |
| | | | | | | | | | | | | 172 H | Davidson | 11 | 4 | | | | |
| | | | | | | | | | | | | 176 A | UNCW | 1 | 10 | | | | |
| | | | | | | | | | | | | 176 A | UNCW | 4 | 5 | | | | |
| | | | | | | | | | | | | 176 A | UNCW | 4 | 10 | | | | |
| | | | | | | | | | | | | 193 H | George Washington | 2 | 4 | | | | |
| | | | | | | | | | | | | 193 H | George Washington | 11 | 2 | | | | |
| | | | | | | | | | | | | 193 H | George Washington | 10 | 2 | | | | |
| | | | | | | | | | | | | 198 A | Charleston So. | 9 | 11 | | | | |
| | | | | | | | | | | | | 198 A | Charleston So. | 13 | 4 | | | | |
| | | | | | | | | | | | | 198 A | Charleston So. | 2 | 4 | | | | |
| | | | | | | | | | | | | 210 A | VMI | 11 | 4 | | | | |
| | | | | | | | | | | | | 210 H | VMI | 5 | 4 | | | | |
| | | | | | | | | | | | | 218 H | Saint Joseph's | 5 | 4 | | | | |
| | | | | | | | | | | | | 218 H | Saint Joseph's | 6 | 8 | | | | |
| | | | | | | | | | | | | 218 H | Saint Joseph's | 7 | 6 | | | | |
| | | | | | | | | | | | | 226 A | Fordham | 3 | 0 | | | | |
| | | | | | | | | | | | | 226 A | Fordham | 4 | 3 | | | | |
| | | | | | | | | | | | | 226 A | Fordham | 3 | 2 | | | | |
| | | | | | | | | | | | | 236 A | Norfolk St. | 8 | 3 | | | | |
| | | | | | | | | | | | | 236 H | Norfolk St. | 5 | 2 | | | | |
| LAST 10 GAMES | | | | 210 A | VMI | 11 | 4 | 226 A | Fordham | 3 | 0 | 226 A | Fordham | 3 | 0 | | | | |
| | | | | 218 H | Saint Joseph's | 5 | 4 | 226 A | Fordham | 3 | 2 | 226 A | Fordham | 4 | 3 | | | | |
| | | | | 218 H | Saint Joseph's | 6 | 8 | 210 H | VMI | 5 | 4 | 226 A | Fordham | 3 | 2 | | | | |
| | | | | 218 H | Saint Joseph's | 7 | 6 | 172 H | Davidson | 11 | 4 | 236 A | Norfolk St. | 8 | 3 | | | | |
| | | | | 226 A | Fordham | 4 | 3 | 172 H | Davidson | 14 | 0 | 236 H | Norfolk St. | 5 | 2 | | | | |

Non-Div. I Games:

VCU

| RPI | S | Opponent | Score | |
|-----|---|---------------|-------|---|
| 242 | H | Oakland | 5 | 2 |
| 242 | H | Oakland | 4 | 1 |
| 242 | H | Oakland | 10 | 1 |
| 259 | H | Longwood | 5 | 4 |
| 264 | A | Massachusetts | 11 | 1 |
| 264 | A | Massachusetts | 2 | 0 |
| 264 | A | Massachusetts | 8 | 0 |
| 278 | H | La Salle | 8 | 1 |
| 278 | H | La Salle | 7 | 0 |
| 278 | H | La Salle | 3 | 0 |

VCU

V
C
U

V
C
U

| Average RPI Win: 151 | | WON-LOST RECORD | | WINNING PCT. RANK | | LAST 10 GAMES | | STRENGTH OF SCHEDULE | | OPP. STRENGTH OF SCHEDULE | | TEAM RPI | | ADJ RPI | | CONF. RPI | | ADJ CONF. RPI | | | | | |
|----------------------|---|-----------------|--|-------------------|----|----------------|---|----------------------|--|---------------------------|----|----------|---|---------------|--|-----------|----|---------------|---|---------------|--|----|----|
| DIV. I ONLY | | 21-23-0 | | .47727 173 | | 4-6-0 | | 68 | | 119 | | 108 | | .51993 108 | | 6 | | 6 | | | | | |
| DIV. I NON-CONF. | | 12-11-0 | | .52174 131 | | 1-2-0 | | 147 | | 207 | | 141 | | .50476 141 | | 6 | | 6 | | | | | |
| TOTALS | | RPI 1-25 | | RPI 26-50 | | W-L RECORDS | | RPI 51-100 | | RPI 101-150 | | RPI 150+ | | | | | | | | | | | |
| 21-23-0 | | 1-4-0 | | 1-3-0 | | OVERALL | | 2-5-0 | | 8-6-0 | | 9-5-0 | | | | | | | | | | | |
| 12-8-0 | | 0-1-0 | | 0-0-0 | | HOME | | 1-2-0 | | 5-3-0 | | 6-2-0 | | | | | | | | | | | |
| 9-14-0 | | 1-3-0 | | 1-3-0 | | AWAY | | 1-3-0 | | 3-3-0 | | 3-2-0 | | | | | | | | | | | |
| 0-1-0 | | 0-0-0 | | 0-0-0 | | NEUTRAL | | 0-0-0 | | 0-0-0 | | 0-1-0 | | | | | | | | | | | |
| 12-11-0 | | 0-2-0 | | 0-1-0 | | NON-CONFERENCE | | 0-1-0 | | 5-3-0 | | 7-4-0 | | | | | | | | | | | |
| 8-3-0 | | 0-1-0 | | 0-0-0 | | HOME | | 0-0-0 | | 2-0-0 | | 6-2-0 | | | | | | | | | | | |
| 4-7-0 | | 0-1-0 | | 0-0- | | AWAY | | 0-1-0 | | 3-3-0 | | 1-1-0 | | | | | | | | | | | |
| 0-1-0 | | 0-0-0 | | 0-0-0 | | NEUTRAL | | 0-0-0 | | 0-0-0 | | 0-1-0 | | | | | | | | | | | |
| 9-12-0 | | 1-2-0 | | 1-2-0 | | CONFERENCE | | 2-4-0 | | 3-3-0 | | 2-1-0 | | | | | | | | | | | |
| 4-5-0 | | 0-0-0 | | 0-0-0 | | HOME | | 1-2-0 | | 3-3-0 | | 0-0-0 | | | | | | | | | | | |
| 5-7-0 | | 1-2-0 | | 1-2-0 | | AWAY | | 1-2-0 | | 0-0-0 | | 2-1-0 | | | | | | | | | | | |
| 0-0-0 | | 0-0-0 | | 0-0-0 | | NEUTRAL | | 0-0-0 | | 0-0-0 | | 0-0-0 | | | | | | | | | | | |
| RPI | S | Opponent | | Score | | RPI | S | Opponent | | Score | | RPI | S | Opponent | | Score | | | | | | | |
| 11 | A | West Virginia | | 7 | 14 | 37 | A | Old Dominion | | 5 | 14 | 55 | A | Georgia Tech | | 3 | 11 | 109 | A | Western Caro. | | 10 | 6 |
| 11 | H | West Virginia | | 4 | 8 | 37 | A | Old Dominion | | 2 | 1 | 62 | A | Fla. Atlantic | | 6 | 12 | 109 | A | Western Caro. | | 15 | 20 |
| 21 | A | Southern Miss. | | 8 | 7 | 37 | A | Old Dominion | | 1 | 16 | 62 | A | Fla. Atlantic | | 3 | 7 | 109 | A | Western Caro. | | 0 | 8 |
| 21 | A | Southern Miss. | | 3 | 5 | 41 | A | Tennessee | | 1 | 7 | 62 | A | Fla. Atlantic | | 7 | 0 | 110 | H | Middle Tenn. | | 6 | 8 |
| 21 | A | Southern Miss. | | 3 | 13 | | | | | | | 80 | H | FIU | | 22 | 6 | 110 | H | Middle Tenn. | | 8 | 6 |
| | | | | | | | | | | | | 80 | H | FIU | | 5 | 11 | 110 | H | Middle Tenn. | | 4 | 6 |
| | | | | | | | | | | | | 80 | H | FIU | | 3 | 4 | 115 | H | UTSA | | 2 | 4 |
| | | | | | | | | | | | | | | | | | | 115 | H | UTSA | | 12 | 11 |
| | | | | | | | | | | | | | | | | | | 115 | H | UTSA | | 3 | 2 |
| | | | | | | | | | | | | | | | | | | 123 | A | Morehead St. | | 13 | 11 |
| | | | | | | | | | | | | | | | | | | 123 | H | Morehead St. | | 4 | 3 |
| | | | | | | | | | | | | | | | | | | 133 | A | Virginia Tech | | 0 | 7 |
| | | | | | | | | | | | | | | | | | | 133 | H | Virginia Tech | | 3 | 1 |
| | | | | | | | | | | | | | | | | | | 146 | A | Kennesaw St. | | 7 | 4 |
| | | | | | | | | | | | | | | | | | | 171 | A | ETSU | | 9 | 3 |
| | | | | | | | | | | | | | | | | | | 183 | H | Niagara | | 3 | 9 |
| | | | | | | | | | | | | | | | | | | 183 | H | Niagara | | 9 | 6 |
| | | | | | | | | | | | | | | | | | | 183 | H | Niagara | | 5 | 4 |
| | | | | | | | | | | | | | | | | | | 189 | A | UAB | | 2 | 1 |
| | | | | | | | | | | | | | | | | | | 189 | A | UAB | | 5 | 2 |
| | | | | | | | | | | | | | | | | | | 189 | A | UAB | | 3 | 4 |
| | | | | | | | | | | | | | | | | | | 224 | A | Georgia St. | | 3 | 8 |
| | | | | | | | | | | | | | | | | | | 228 | H | Ohio | | 12 | 9 |
| | | | | | | | | | | | | | | | | | | 228 | N | Ohio | | 10 | 11 |
| | | | | | | | | | | | | | | | | | | 229 | H | Eastern Ky. | | 3 | 6 |
| | | | | | | | | | | | | | | | | | | 283 | H | Lehigh | | 6 | 4 |
| | | | | | | | | | | | | | | | | | | 283 | H | Lehigh | | 10 | 6 |

| RPI | S | Opponent | Score | |
|-----|---|----------|-------|---|
| 283 | H | Lehigh | 3 | 0 |

Marshall

M
a
r
s
h
a
l
l

M
a
r
s
h
a
l
l

[illegible]

Non-Div. I Games:

Western Caro.

| RPI | S | Opponent | Score | |
|-----|---|--------------|-------|---|
| 235 | H | The Citadel | 4 | 3 |
| 287 | H | Savannah St. | 21 | 1 |
| 287 | H | Savannah St. | 9 | 2 |

Western Caro.

W
e
s
t
e
r
n
C
a
r
o
.

W
e
s
t
e
r
n
C
a
r
o
.

| Average RPI Win: 138 | | WON-LOST | WINNING | LAST 10 | STRENGTH OF | | OPP. STRENGTH | TEAM | ADJ | | CONF. | ADJ CONF. |
|----------------------|----------------|----------|-----------|--------------|----------------|-------|----------------|-------|-------------|---------------|----------|-----------|
| Average RPI Loss: 83 | | RECORD | PCT. RANK | GAMES | SCHEDULE | | OF SCHEDULE | RPI | RPI | | RPI | RPI |
| DIV. I ONLY | | 20-24-0 | .45455 | 190 | 3-7-0 | | 58 | 64 | 110 | | .51947 | 110 |
| DIV. I NON-CONF. | | 13-10-0 | .56522 | 106 | 1-1-0 | | 65 | 41 | 55 | | .54811 | 55 |
| TOTALS | | RPI 1-25 | RPI 26-50 | | W-L RECORDS | | RPI 51-100 | | RPI 101-150 | | RPI 150+ | |
| 20-24-0 | | 1-7-0 | 2-5-0 | | OVERALL | | 4-5-0 | | 5-3-0 | | 8-4-0 | |
| 11-11-0 | | 0-5-0 | 1-2-0 | | HOME | | 0-0-0 | | 3-1-0 | | 7-3-0 | |
| 9-13-0 | | 1-2-0 | 1-3-0 | | AWAY | | 4-5-0 | | 2-2-0 | | 1-1-0 | |
| 0-0-0 | | 0-0-0 | 0-0-0 | | NEUTRAL | | 0-0-0 | | 0-0-0 | | 0-0-0 | |
| 13-10-0 | | 1-4-0 | 1-0-0 | | NON-CONFERENCE | | 4-2-0 | | 3-2-0 | | 4-2-0 | |
| 6-4-0 | | 0-2-0 | 0-0-0 | | HOME | | 0-0-0 | | 3-1-0 | | 3-1-0 | |
| 7-6-0 | | 1-2-0 | 1-0- | | AWAY | | 4-2-0 | | 0-1-0 | | 1-1-0 | |
| 0-0-0 | | 0-0-0 | 0-0-0 | | NEUTRAL | | 0-0-0 | | 0-0-0 | | 0-0-0 | |
| 7-14-0 | | 0-3-0 | 1-5-0 | | CONFERENCE | | 0-3-0 | | 2-1-0 | | 4-2-0 | |
| 5-7-0 | | 0-3-0 | 1-2-0 | | HOME | | 0-0-0 | | 0-0-0 | | 4-2-0 | |
| 2-7-0 | | 0-0-0 | 0-3-0 | | AWAY | | 0-3-0 | | 2-1-0 | | 0-0-0 | |
| 0-0-0 | | 0-0-0 | 0-0-0 | | NEUTRAL | | 0-0-0 | | 0-0-0 | | 0-0-0 | |
| RPI S | Opponent | Score | RPI S | Opponent | Score | RPI S | Opponent | Score | RPI S | Opponent | Score | |
| 19 H | Missouri St. | 0 5 | 37 H | Old Dominion | 17 6 | 62 A | Fla. Atlantic | 6 7 | 108 A | Marshall | 8 6 | |
| 21 H | Southern Miss. | 7 14 | 37 H | Old Dominion | 3 5 | 62 A | Fla. Atlantic | 6 7 | 108 A | Marshall | 6 8 | |
| 21 H | Southern Miss. | 3 4 | 37 H | Old Dominion | 8 9 | 62 A | Fla. Atlantic | 1 10 | 108 A | Marshall | 6 4 | |
| 21 H | Southern Miss. | 9 13 | 41 A | Tennessee | 7 4 | 85 A | Ga. Southern | 6 7 | 145 A | Austin Peay | 8 21 | |
| 24 A | Indiana | 1 12 | 47 A | Charlotte | 5 12 | 85 A | Ga. Southern | 5 8 | 145 H | Austin Peay | 3 2 | |
| 24 A | Indiana | 5 3 | 47 A | Charlotte | 4 7 | 85 A | Ga. Southern | 6 5 | 146 H | Kennesaw St. | 9 7 | |
| 24 A | Indiana | 0 6 | 47 A | Charlotte | 2 10 | 88 A | Tennessee Tech | 18 7 | 146 H | Kennesaw St. | 3 0 | |
| 25 H | Vanderbilt | 2 21 | | | | 89 A | Memphis | 6 5 | 146 H | Kennesaw St. | 5 19 | |
| | | | | | | 89 A | Memphis | 11 7 | 166 A | Belmont | 6 4 | |
| | | | | | | | | | 166 H | Belmont | 10 4 | |
| | | | | | | | | | 182 A | Lipscomb | 2 3 | |
| | | | | | | | | | 182 H | Lipscomb | 2 16 | |
| | | | | | | | | | 189 H | UAB | 18 3 | |
| | | | | | | | | | 189 H | UAB | 13 3 | |
| | | | | | | | | | 189 H | UAB | 11 10 | |
| | | | | | | | | | 238 H | Northwestern | 11 4 | |
| | | | | | | | | | 247 H | Western Ky. | 10 9 | |
| | | | | | | | | | 247 H | Western Ky. | 3 10 | |
| | | | | | | | | | 247 H | Western Ky. | 2 4 | |
| | | | | | | | | | 269 H | Bowling Green | 20 8 | |
| LAST 10 GAMES | | | | | | | | | | | | |
| 21 H | Southern Miss. | 9 13 | 47 A | Charlotte | 4 7 | | | | | | | |
| 21 H | Southern Miss. | 3 4 | 47 A | Charlotte | 2 10 | | | | | | | |
| 21 H | Southern Miss. | 7 14 | 25 H | Vanderbilt | 2 21 | | | | | | | |
| 88 A | Tennessee Tech | 18 7 | 189 H | UAB | 13 3 | | | | | | | |
| 47 A | Charlotte | 5 12 | 189 H | UAB | 18 3 | | | | | | | |

Non-Div. I Games:

Middle Tenn.

| Average RPI Win: | | 184 | WON-LOST RECORD | | WINNING PCT. RANK | | LAST 10 GAMES | | STRENGTH OF SCHEDULE | | OPP. STRENGTH OF SCHEDULE | | TEAM RPI | | ADJ RPI | | CONF. RPI | | ADJ CONF. RPI | |
|------------------|---|---------------|-----------------|---------------|-------------------|----------------|---------------|---------------|----------------------|-------------|---------------------------|---------------|----------|----------------|------------|-------|-----------|--|---------------|--|
| DIV. I ONLY | | | 25-21-0 | | .54348 114 | | 7-3-0 | | 132 | | 150 | | 111 | | .51781 111 | | 22 | | 22 | |
| DIV. I NON-CONF. | | | 16-15-0 | | .51613 143 | | 2-2-0 | | 116 | | 122 | | 116 | | .51586 116 | | 23 | | 23 | |
| TOTALS | | RPI 1-25 | | RPI 26-50 | | W-L RECORDS | | RPI 51-100 | | RPI 101-150 | | RPI 150+ | | | | | | | | |
| 25-21-0 | | 0-6-0 | | 3-2-0 | | OVERALL | | 2-0-0 | | 2-1-0 | | 18-12-0 | | | | | | | | |
| 15-5-0 | | 0-1-0 | | 2-1-0 | | HOME | | 2-0-0 | | 1-0-0 | | 10-3-0 | | | | | | | | |
| 7-16-0 | | 0-5-0 | | 0-1-0 | | AWAY | | 0-0-0 | | 1-1-0 | | 6-9-0 | | | | | | | | |
| 3-0-0 | | 0-0-0 | | 1-0-0 | | NEUTRAL | | 0-0-0 | | 0-0-0 | | 2-0-0 | | | | | | | | |
| 16-15-0 | | 0-6-0 | | 3-2-0 | | NON-CONFERENCE | | 2-0-0 | | 2-1-0 | | 9-6-0 | | | | | | | | |
| 10-4-0 | | 0-1-0 | | 2-1-0 | | HOME | | 2-0-0 | | 1-0-0 | | 5-2-0 | | | | | | | | |
| 3-11-0 | | 0-5-0 | | 0-0- | | AWAY | | 0-0-0 | | 1-1-0 | | 2-4-0 | | | | | | | | |
| 3-0-0 | | 0-0-0 | | 1-0-0 | | NEUTRAL | | 0-0-0 | | 0-0-0 | | 2-0-0 | | | | | | | | |
| 9-6-0 | | 0-0-0 | | 0-0-0 | | CONFERENCE | | 0-0-0 | | 0-0-0 | | 9-6-0 | | | | | | | | |
| 5-1-0 | | 0-0-0 | | 0-0-0 | | HOME | | 0-0-0 | | 0-0-0 | | 5-1-0 | | | | | | | | |
| 4-5-0 | | 0-0-0 | | 0-0-0 | | AWAY | | 0-0-0 | | 0-0-0 | | 4-5-0 | | | | | | | | |
| 0-0-0 | | 0-0-0 | | 0-0-0 | | NEUTRAL | | 0-0-0 | | 0-0-0 | | 0-0-0 | | | | | | | | |
| RPI | S | Opponent | | Score | | RPI | S | Opponent | | Score | | RPI | S | Opponent | | Score | | | | |
| 6 | A | Florida | | 4 | 5 | 37 | A | Old Dominion | | 3 | 6 | 107 | A | VCU | | 5 | 1 | | | |
| 6 | A | Florida | | 1 | 8 | 37 | H | Old Dominion | | 6 | 11 | 133 | A | Virginia Tech | | 2 | 3 | | | |
| 6 | A | Florida | | 6 | 11 | 48 | H | Rhode Island | | 11 | 2 | 133 | H | Virginia Tech | | 19 | 10 | | | |
| 10 | A | Virginia | | 3 | 11 | 48 | H | Rhode Island | | 7 | 3 | 165 | A | Delaware | | 8 | 2 | | | |
| 20 | A | Maryland | | 8 | 9 | 48 | N | Rhode Island | | 2 | 1 | 165 | A | Delaware | | 4 | 5 | | | |
| 20 | H | Maryland | | 0 | 6 | | | | | | | 165 | A | Delaware | | 5 | 8 | | | |
| | | | | | | | | | | | | 169 | H | UMass Lowell | | 6 | 13 | | | |
| | | | | | | | | | | | | 171 | A | ETSU | | 6 | 8 | | | |
| | | | | | | | | | | | | 171 | A | ETSU | | 3 | 15 | | | |
| | | | | | | | | | | | | 171 | A | ETSU | | 3 | 9 | | | |
| | | | | | | | | | | | | 173 | H | Elon | | 6 | 7 | | | |
| | | | | | | | | | | | | 173 | H | Elon | | 14 | 6 | | | |
| | | | | | | | | | | | | 173 | H | Elon | | 8 | 2 | | | |
| | | | | | | | | | | | | 176 | A | UNCW | | 5 | 6 | | | |
| | | | | | | | | | | | | 176 | A | UNCW | | 1 | 11 | | | |
| | | | | | | | | | | | | 176 | A | UNCW | | 10 | 9 | | | |
| | | | | | | | | | | | | 196 | A | George Mason | | 4 | 2 | | | |
| | | | | | | | | | | | | 203 | N | Monmouth | | 6 | 5 | | | |
| | | | | | | | | | | | | 210 | H | VMI | | 7 | 0 | | | |
| | | | | | | | | | | | | 218 | H | Saint Joseph's | | 2 | 3 | | | |
| | | | | | | | | | | | | 223 | H | James Madison | | 14 | 8 | | | |
| | | | | | | | | | | | | 223 | H | James Madison | | 8 | 7 | | | |
| | | | | | | | | | | | | 223 | H | James Madison | | 7 | 6 | | | |
| | | | | | | | | | | | | 236 | A | Norfolk St. | | 3 | 9 | | | |
| | | | | | | | | | | | | 236 | H | Norfolk St. | | 6 | 1 | | | |
| | | | | | | | | | | | | 237 | A | Towson | | 1 | 7 | | | |
| | | | | | | | | | | | | 237 | A | Towson | | 8 | 1 | | | |
| LAST 10 GAMES | | | | LAST 10 GAMES | | | | LAST 10 GAMES | | | | LAST 10 GAMES | | | | | | | | |
| 237 | A | Towson | | 8 | 1 | 223 | H | James Madison | | 8 | 7 | 223 | H | James Madison | | 7 | 6 | | | |
| 237 | A | Towson | | 1 | 7 | 223 | H | James Madison | | 14 | 8 | 236 | A | Norfolk St. | | 3 | 9 | | | |
| 237 | A | Towson | | 12 | 3 | 20 | H | Maryland | | 0 | 6 | 236 | H | Norfolk St. | | 6 | 1 | | | |
| 196 | A | George Mason | | 4 | 2 | 260 | A | Richmond | | 11 | 10 | 237 | A | Towson | | 1 | 7 | | | |
| 223 | H | James Madison | | 7 | 6 | 171 | A | ETSU | | 6 | 8 | 237 | A | Towson | | 8 | 1 | | | |

Non-Div. I Games:

William & Mary

| RPI | S | Opponent | Score | |
|-----|---|-----------|-------|----|
| 237 | A | Towson | 12 | 3 |
| 260 | A | Richmond | 11 | 10 |
| 272 | N | Dayton | 7 | 0 |
| 291 | H | Lafayette | 16 | 1 |
| 291 | H | Lafayette | 5 | 4 |
| 291 | H | Lafayette | 6 | 5 |

William & Mary

W
i
l
l
i
a
m
&
M
a
r
y

W
i
l
l
i
a
m
&
M
a
r
y

| Average RPI Win: | 145 | WON-LOST | WINNING | LAST 10 | STRENGTH OF | OPP. STRENGTH | TEAM | ADJ | CONF. | ADJ CONF. | |
|-------------------|----------------|-----------|-----------|----------------|-------------|---------------|---------------------|-------------|-------|----------------|-------|
| Average RPI Loss: | 94 | RECORD | PCT. RANK | GAMES | SCHEDULE | OF SCHEDULE | RPI | RPI | RPI | RPI | |
| DIV. I ONLY | 20-21-0 | .4878 | 166 | 5-5-0 | 98 | 70 | 112 | .51595 | 112 | 4 | 4 |
| DIV. I NON-CONF. | 14-9-0 | .6087 | 75 | 1-2-0 | 101 | 241 | 84 | .53436 | 84 | 3 | 3 |
| <hr/> | | | | | | | | | | | |
| TOTALS | RPI 1-25 | RPI 26-50 | | W-L RECORDS | | RPI 51-100 | | RPI 101-150 | | RPI 150+ | |
| 20-21-0 | 1-3-0 | 2-1-0 | | OVERALL | | 5-13-0 | | 3-0-0 | | 9-4-0 | |
| 14-5-0 | 1-2-0 | 0-0-0 | | HOME | | 2-2-0 | | 3-0-0 | | 8-1-0 | |
| 6-16-0 | 0-1-0 | 2-1-0 | | AWAY | | 3-11-0 | | 0-0-0 | | 1-3-0 | |
| 0-0-0 | 0-0-0 | 0-0-0 | | NEUTRAL | | 0-0-0 | | 0-0-0 | | 0-0-0 | |
| <hr/> | | | | | | | | | | | |
| 14-9-0 | 0-1-0 | 0-0-0 | | NON-CONFERENCE | | 2-4-0 | | 3-0-0 | | 9-4-0 | |
| 11-2-0 | 0-0-0 | 0-0-0 | | HOME | | 0-1-0 | | 3-0-0 | | 8-1-0 | |
| 3-7-0 | 0-1-0 | 0-0- | | AWAY | | 2-3-0 | | 0-0-0 | | 1-3-0 | |
| 0-0-0 | 0-0-0 | 0-0-0 | | NEUTRAL | | 0-0-0 | | 0-0-0 | | 0-0-0 | |
| <hr/> | | | | | | | | | | | |
| 6-12-0 | 1-2-0 | 2-1-0 | | CONFERENCE | | 3-9-0 | | 0-0-0 | | 0-0-0 | |
| 3-3-0 | 1-2-0 | 0-0-0 | | HOME | | 2-1-0 | | 0-0-0 | | 0-0-0 | |
| 3-9-0 | 0-0-0 | 2-1-0 | | AWAY | | 1-8-0 | | 0-0-0 | | 0-0-0 | |
| 0-0-0 | 0-0-0 | 0-0-0 | | NEUTRAL | | 0-0-0 | | 0-0-0 | | 0-0-0 | |
| <hr/> | | | | | | | | | | | |
| RPI S | Opponent | Score | RPI S | Opponent | Score | RPI S | Opponent | Score | RPI S | Opponent | Score |
| 13 H | Arizona | 5 19 | 49 A | Utah | 1 2 | 52 H | Washington | 5 4 | 141 H | SFA | 10 5 |
| 13 H | Arizona | 5 6 | 49 A | Utah | 5 4 | 52 H | Washington | 6 3 | 141 H | SFA | 7 3 |
| 13 H | Arizona | 9 3 | 49 A | Utah | 10 1 | 52 H | Washington | 1 7 | 141 H | SFA | 4 2 |
| 23 A | Long Beach St. | 7 8 | | | | 65 A | Loyola Marymount | 3 7 | 180 H | CSUN | 1 3 |
| | | | | | | 65 A | Loyola Marymount | 7 4 | 180 H | CSUN | 11 7 |
| | | | | | | 65 A | Loyola Marymount | 6 3 | 180 H | CSUN | 3 0 |
| | | | | | | 65 A | Loyola Marymount | 5 18 | 180 H | CSUN | 6 4 |
| | | | | | | 73 A | California | 5 9 | 222 A | Sacramento St. | 4 3 |
| | | | | | | 73 A | California | 2 12 | 222 A | Sacramento St. | 4 6 |
| | | | | | | 73 A | California | 2 7 | 222 A | Sacramento St. | 2 10 |
| | | | | | | 78 A | Gonzaga | 4 9 | 245 A | Pacific | 8 14 |
| | | | | | | 78 H | Gonzaga | 3 7 | 255 H | Utah Valley | 10 0 |
| | | | | | | 79 A | Southern California | 3 12 | 255 H | Utah Valley | 9 2 |
| | | | | | | 79 A | Southern California | 4 1 | 255 H | Utah Valley | 8 4 |
| | | | | | | 79 A | Southern California | 2 4 | 255 H | Utah Valley | 9 3 |
| | | | | | | 96 A | Arizona St. | 7 10 | 280 H | Seattle U | 9 4 |
| | | | | | | 96 A | Arizona St. | 5 6 | | | |
| | | | | | | 96 A | Arizona St. | 4 5 | | | |
| <hr/> | | | | | | | | | | | |
| LAST 10 GAMES | | | | | | | | | | | |
| | | | | | | 52 H | Washington | 6 3 | | | |
| | | | | | | 52 H | Washington | 5 4 | | | |
| | | | | | | 280 H | Seattle U | 9 4 | | | |
| | | | | | | 78 A | Gonzaga | 4 9 | | | |
| | | | | | | 96 A | Arizona St. | 4 5 | | | |

Non-Div. I Games:

Washington St.

[illegible]

Non-Div. I Games:

Grand Canyon

| RPI | S | Opponent | Score |
|-----|---|-------------|-------|
| 281 | A | Chicago St. | 4 6 |

Grand Canyon

G
r
a
n
d
C
a
n
y
o
n

G
r
a
n
d
C
a
n
y
o
n

| Average RPI Win: | | 133 | WON-LOST RECORD | | WINNING PCT. RANK | LAST 10 GAMES | | STRENGTH OF SCHEDULE | | OPP. STRENGTH OF SCHEDULE | TEAM RPI | ADJ RPI | CONF. RPI | ADJ CONF. RPI |
|-------------------|----------------|----------|-----------------|----------|-------------------|---------------|-------------------|----------------------|-------------|---------------------------|----------|------------|-----------|---------------|
| Average RPI Loss: | | 89 | | | | | | | | | | | | |
| DIV. I ONLY | | | 19-22-0 | | .46341 183 | 5-5-0 | | 51 | | 84 | 114 | .51564 114 | 8 | 8 |
| DIV. I NON-CONF. | | | 14-15-0 | | .48276 163 | 3-2-0 | | 15 | | 101 | 87 | .53331 87 | 8 | 8 |
| TOTALS | | RPI 1-25 | RPI 26-50 | | W-L RECORDS | | RPI 51-100 | | RPI 101-150 | | RPI 150+ | | | |
| 19-22-0 | | 1-5-0 | 0-0-0 | | OVERALL | | 5-7-0 | | 6-6-0 | | 7-4-0 | | | |
| 14-9-0 | | 1-2-0 | 0-0-0 | | HOME | | 3-2-0 | | 5-4-0 | | 5-1-0 | | | |
| 5-13-0 | | 0-3-0 | 0-0-0 | | AWAY | | 2-5-0 | | 1-2-0 | | 2-3-0 | | | |
| 0-0-0 | | 0-0-0 | 0-0-0 | | NEUTRAL | | 0-0-0 | | 0-0-0 | | 0-0-0 | | | |
| 14-15-0 | | 0-3-0 | 0-0-0 | | NON-CONFERENCE | | 5-7-0 | | 3-3-0 | | 6-2-0 | | | |
| 11-6-0 | | 0-0-0 | 0-0-0 | | HOME | | 3-2-0 | | 3-3-0 | | 5-1-0 | | | |
| 3-9-0 | | 0-3-0 | 0-0-0 | | AWAY | | 2-5-0 | | 0-0-0 | | 1-1-0 | | | |
| 0-0-0 | | 0-0-0 | 0-0-0 | | NEUTRAL | | 0-0-0 | | 0-0-0 | | 0-0-0 | | | |
| 5-7-0 | | 1-2-0 | 0-0-0 | | CONFERENCE | | 0-0-0 | | 3-3-0 | | 1-2-0 | | | |
| 3-3-0 | | 1-2-0 | 0-0-0 | | HOME | | 0-0-0 | | 2-1-0 | | 0-0-0 | | | |
| 2-4-0 | | 0-0-0 | 0-0-0 | | AWAY | | 0-0-0 | | 1-2-0 | | 1-2-0 | | | |
| 0-0-0 | | 0-0-0 | 0-0-0 | | NEUTRAL | | 0-0-0 | | 0-0-0 | | 0-0-0 | | | |
| RPI S | Opponent | Score | RPI S | Opponent | Score | RPI S | Opponent | Score | RPI S | Opponent | Score | RPI S | Opponent | Score |
| 3 A | Kentucky | 1 2 | | | | 58 A | BYU | 10 8 | 103 H | San Diego St. | 4 5 | | | |
| 3 A | Kentucky | 2 3 | | | | 58 A | BYU | 3 17 | 103 H | San Diego St. | 6 5 | | | |
| 3 A | Kentucky | 1 12 | | | | 58 A | BYU | 8 14 | 103 H | San Diego St. | 3 5 | | | |
| 23 H | Long Beach St. | 3 2 | | | | 58 A | BYU | 6 7 | 124 H | New Mexico St. | 7 2 | | | |
| 23 H | Long Beach St. | 3 9 | | | | 65 A | Loyola Marymount | 6 3 | 124 H | New Mexico St. | 8 0 | | | |
| 23 H | Long Beach St. | 2 5 | | | | 65 A | Loyola Marymount | 2 8 | 124 H | New Mexico St. | 3 7 | | | |
| | | | | | | 65 A | Loyola Marymount | 0 1 | 136 A | UC Riverside | 5 9 | | | |
| | | | | | | 72 H | Saint Mary's (CA) | 1 4 | 136 A | UC Riverside | 7 8 | | | |
| | | | | | | 78 H | Gonzaga | 1 4 | 136 A | UC Riverside | 6 5 | | | |
| | | | | | | 82 H | Tulane | 14 1 | 143 H | UC Irvine | 11 3 | | | |
| | | | | | | 82 H | Tulane | 7 4 | 143 H | UC Irvine | 8 7 | | | |
| | | | | | | 82 H | Tulane | 6 5 | 143 H | UC Irvine | 7 8 | | | |
| | | | | | | | | | 162 A | CSU Bakersfield | 1 2 | | | |
| | | | | | | | | | 162 H | CSU Bakersfield | 6 4 | | | |
| | | | | | | | | | 180 A | CSUN | 15 6 | | | |
| | | | | | | | | | 180 A | CSUN | 3 7 | | | |
| | | | | | | | | | 180 A | CSUN | 8 10 | | | |
| | | | | | | | | | 192 H | Stony Brook | 0 7 | | | |
| | | | | | | | | | 192 H | Stony Brook | 8 5 | | | |
| | | | | | | | | | 192 H | Stony Brook | 12 4 | | | |
| | | | | | | | | | 207 A | Pepperdine | 6 3 | | | |
| | | | | | | | | | 207 H | Pepperdine | 10 3 | | | |
| | | | | | | | | | 227 H | Nevada | 10 3 | | | |
| LAST 10 GAMES | | | | | | 103 H | San Diego St. | 6 5 | | | | | | |
| | | | | | | 103 H | San Diego St. | 3 5 | | | | | | |
| | | | | | | 207 A | Pepperdine | 6 3 | | | | | | |
| | | | | | | 143 H | UC Irvine | 8 7 | | | | | | |
| | | | | | | 143 H | UC Irvine | 7 8 | | | | | | |
| | | | | | | | | | | | | | | |
| | | | | | | | | | | | | | | |
| | | | | | | | | | | | | | | |
| | | | | | | | | | | | | | | |
| | | | | | | | | | | | | | | |

Non-Div. I Games:

UC Santa Barbara

| Average RPI Win: | 121 | WON-LOST RECORD | WINNING PCT. RANK | LAST 10 GAMES | STRENGTH OF SCHEDULE | OPP. STRENGTH OF SCHEDULE | TEAM RPI | ADJ RPI | CONF. RPI | ADJ CONF. RPI | | |
|-------------------|----------|-----------------|-------------------|----------------|----------------------|---------------------------|----------|-------------|-----------|----------------|-------|---|
| Average RPI Loss: | 117 | | | | | | | | | | | |
| DIV. I ONLY | | 22-21-0 | .51163 | 134 | 5-5-0 | 101 | 60 | 115 | .51542 | 115 | 6 | 6 |
| DIV. I NON-CONF. | | 12-10-0 | .54545 | 116 | 2-1-0 | 165 | 76 | 156 | .49832 | 156 | 6 | 6 |
| <hr/> | | | | | | | | | | | | |
| TOTALS | RPI 1-25 | RPI 26-50 | | W-L RECORDS | | RPI 51-100 | | RPI 101-150 | | RPI 150+ | | |
| 22-21-0 | 2-2-0 | 4-5-0 | | OVERALL | | 4-5-0 | | 6-2-0 | | 6-7-0 | | |
| 12-12-0 | 0-0-0 | 2-4-0 | | HOME | | 2-1-0 | | 4-0-0 | | 4-7-0 | | |
| 10-9-0 | 2-2-0 | 2-1-0 | | AWAY | | 2-4-0 | | 2-2-0 | | 2-0-0 | | |
| 0-0-0 | 0-0-0 | 0-0-0 | | NEUTRAL | | 0-0-0 | | 0-0-0 | | 0-0-0 | | |
| 12-10-0 | 2-2-0 | 1-2-0 | | NON-CONFERENCE | | 0-0-0 | | 5-0-0 | | 4-6-0 | | |
| 7-8-0 | 0-0-0 | 1-2-0 | | HOME | | 0-0-0 | | 4-0-0 | | 2-6-0 | | |
| 5-2-0 | 2-2-0 | 0-0- | | AWAY | | 0-0-0 | | 1-0-0 | | 2-0-0 | | |
| 0-0-0 | 0-0-0 | 0-0-0 | | NEUTRAL | | 0-0-0 | | 0-0-0 | | 0-0-0 | | |
| 10-11-0 | 0-0-0 | 3-3-0 | | CONFERENCE | | 4-5-0 | | 1-2-0 | | 2-1-0 | | |
| 5-4-0 | 0-0-0 | 1-2-0 | | HOME | | 2-1-0 | | 0-0-0 | | 2-1-0 | | |
| 5-7-0 | 0-0-0 | 2-1-0 | | AWAY | | 2-4-0 | | 1-2-0 | | 0-0-0 | | |
| 0-0-0 | 0-0-0 | 0-0-0 | | NEUTRAL | | 0-0-0 | | 0-0-0 | | 0-0-0 | | |
| RPI | S | Opponent | Score | RPI | S | Opponent | Score | RPI | S | Opponent | Score | |
| 5 | A | Texas Tech | 6 7 | 37 | H | Old Dominion | 5 11 | 62 | H | Fla. Atlantic | 6 0 | |
| 5 | A | Texas Tech | 3 2 | 37 | H | Old Dominion | 7 5 | 62 | H | Fla. Atlantic | 0 10 | |
| 5 | A | Texas Tech | 4 8 | 37 | H | Old Dominion | 1 9 | 62 | H | Fla. Atlantic | 9 6 | |
| 14 | A | Baylor | 15 9 | 44 | A | Louisiana Tech | 6 3 | 75 | A | Rice | 10 6 | |
| | | | | 44 | A | Louisiana Tech | 0 6 | 75 | A | Rice | 5 6 | |
| | | | | 44 | A | Louisiana Tech | 8 4 | 75 | A | Rice | 4 7 | |
| | | | | 49 | H | Utah | 1 7 | 80 | A | FIU | 3 4 | |
| | | | | 49 | H | Utah | 8 3 | 80 | A | FIU | 10 5 | |
| | | | | 49 | H | Utah | 3 17 | 80 | A | FIU | 6 7 | |
| | | | | LAST 10 GAMES | | | | | | | | |
| | | | | 164 | H | Texas St. | 8 11 | 62 | H | Fla. Atlantic | 0 10 | |
| | | | | 75 | A | Rice | 5 6 | 62 | H | Fla. Atlantic | 6 0 | |
| | | | | 75 | A | Rice | 4 7 | 62 | H | Fla. Atlantic | 9 6 | |
| | | | | 75 | A | Rice | 10 6 | 264 | H | Incarnate Word | 16 0 | |
| | | | | 135 | H | Houston Baptist | 10 2 | 80 | A | FIU | 3 4 | |

Non-Div. I Games:

UTSA

| Average RPI Win: | 169 | WON-LOST RECORD | WINNING PCT. RANK | LAST 10 GAMES | STRENGTH OF SCHEDULE | OPP. STRENGTH OF SCHEDULE | TEAM RPI | ADJ RPI | CONF. RPI | ADJ CONF. RPI | | |
|------------------|----------|-----------------|-------------------|----------------|----------------------|---------------------------|----------|-------------|-----------|----------------|-------|----|
| DIV. I ONLY | | 22-20-0 | .52381 | 126 | 4-6-0 | 161 | 138 | 116 | .51528 | 116 | 17 | 17 |
| DIV. I NON-CONF. | | 12-9-0 | .57143 | 103 | 1-3-0 | 162 | 88 | 76 | .53695 | 76 | 20 | 20 |
| <hr/> | | | | | | | | | | | | |
| TOTALS | RPI 1-25 | RPI 26-50 | | W-L RECORDS | | RPI 51-100 | | RPI 101-150 | | RPI 150+ | | |
| 22-20-0 | 0-1-0 | 0-0-0 | | OVERALL | | 5-4-0 | | 2-6-0 | | 15-9-0 | | |
| 8-6-0 | 0-0-0 | 0-0-0 | | HOME | | 2-1-0 | | 1-1-0 | | 5-4-0 | | |
| 14-14-0 | 0-1-0 | 0-0-0 | | AWAY | | 3-3-0 | | 1-5-0 | | 10-5-0 | | |
| 0-0-0 | 0-0-0 | 0-0-0 | | NEUTRAL | | 0-0-0 | | 0-0-0 | | 0-0-0 | | |
| <hr/> | | | | | | | | | | | | |
| 12-9-0 | 0-1-0 | 0-0-0 | | NON-CONFERENCE | | 3-3-0 | | 1-1-0 | | 8-4-0 | | |
| 3-2-0 | 0-0-0 | 0-0-0 | | HOME | | 0-0-0 | | 1-1-0 | | 2-1-0 | | |
| 9-7-0 | 0-1-0 | 0-0- | | AWAY | | 3-3-0 | | 0-0-0 | | 6-3-0 | | |
| 0-0-0 | 0-0-0 | 0-0-0 | | NEUTRAL | | 0-0-0 | | 0-0-0 | | 0-0-0 | | |
| <hr/> | | | | | | | | | | | | |
| 10-11-0 | 0-0-0 | 0-0-0 | | CONFERENCE | | 2-1-0 | | 1-5-0 | | 7-5-0 | | |
| 5-4-0 | 0-0-0 | 0-0-0 | | HOME | | 2-1-0 | | 0-0-0 | | 3-3-0 | | |
| 5-7-0 | 0-0-0 | 0-0-0 | | AWAY | | 0-0-0 | | 1-5-0 | | 4-2-0 | | |
| 0-0-0 | 0-0-0 | 0-0-0 | | NEUTRAL | | 0-0-0 | | 0-0-0 | | 0-0-0 | | |
| <hr/> | | | | | | | | | | | | |
| RPI | S | Opponent | Score | RPI | S | Opponent | Score | RPI | S | Opponent | Score | |
| 18 | A | Auburn | 1 10 | | | | | 51 | A | DBU | 6 10 | |
| | | | | | | | | 51 | A | DBU | 11 14 | |
| | | | | | | | | 51 | A | DBU | 7 3 | |
| | | | | | | | | 80 | A | FIU | 12 6 | |
| | | | | | | | | 80 | A | FIU | 6 5 | |
| | | | | | | | | 80 | A | FIU | 0 5 | |
| | | | | | | | | 88 | H | Tennessee Tech | 7 2 | |
| | | | | | | | | 88 | H | Tennessee Tech | 8 3 | |
| | | | | | | | | 88 | H | Tennessee Tech | 6 22 | |
| | | | | | | | | | | | | |
| | | | | | | | | | | | | |
| | | | | | | | | | | | | |
| | | | | | | | | | | | | |
| | | | | | | | | | | | | |
| | | | | | | | | | | | | |
| | | | | | | | | | | | | |
| | | | | | | | | | | | | |
| | | | | | | | | | | | | |
| | | | | | | | | | | | | |
| | | | | | | | | | | | | |
| | | | | | | | | | | | | |
| | | | | | | | | | | | | |
| | | | | | | | | | | | | |
| | | | | | | | | | | | | |
| | | | | | | | | | | | | |
| | | | | | | | | | | | | |
| | | | | | | | | | | | | |
| | | | | | | | | | | | | |
| | | | | | | | | | | | | |
| | | | | | | | | | | | | |
| | | | | | | | | | | | | |
| | | | | | | | | | | | | |
| | | | | | | | | | | | | |
| | | | | | | | | | | | | |
| | | | | | | | | | | | | |
| | | | | | | | | | | | | |
| | | | | | | | | | | | | |
| | | | | | | | | | | | | |
| | | | | | | | | | | | | |
| | | | | | | | | | | | | |
| | | | | | | | | | | | | |
| | | | | | | | | | | | | |
| | | | | | | | | | | | | |
| | | | | | | | | | | | | |
| | | | | | | | | | | | | |
| | | | | | | | | | | | | |
| | | | | | | | | | | | | |
| | | | | | | | | | | | | |
| | | | | | | | | | | | | |
| | | | | | | | | | | | | |
| | | | | | | | | | | | | |
| | | | | | | | | | | | | |
| | | | | | | | | | | | | |
| | | | | | | | | | | | | |
| | | | | | | | | | | | | |
| | | | | | | | | | | | | |
| | | | | | | | | | | | | |
| | | | | | | | | | | | | |
| | | | | | | | | | | | | |
| | | | | | | | | | | | | |
| | | | | | | | | | | | | |
| | | | | | | | | | | | | |
| | | | | | | | | | | | | |
| | | | | | | | | | | | | |
| | | | | | | | | | | | | |
| | | | | | | | | | | | | |
| | | | | | | | | | | | | |
| | | | | | | | | | | | | |
| | | | | | | | | | | | | |
| | | | | | | | | | | | | |
| | | | | | | | | | | | | |
| | | | | | | | | | | | | |
| | | | | | | | | | | | | |
| | | | | | | | | | | | | |
| | | | | | | | | | | | | |
| | | | | | | | | | | | | |
| | | | | | | | | | | | | |
| | | | | | | | | | | | | |
| | | | | | | | | | </ | | | |

Non-Div. I Games:

Jacksonville St.

| RPI | S | Opponent | Score | |
|-----|---|---------------|-------|----|
| 229 | A | Eastern Ky. | 3 | 1 |
| 247 | A | Western Ky. | 3 | 2 |
| 247 | A | Western Ky. | 4 | 14 |
| 247 | A | Western Ky. | 9 | 5 |
| 269 | H | Bowling Green | 5 | 0 |

Jacksonville St.

J
a
c
k
s
o
n
v
i
l
l
e
s
t
.

J
a
c
k
s
o
n
v
i
l
l
e
s
t
.

| Average RPI Win: | 164 | WON-LOST RECORD | WINNING PCT. RANK | LAST 10 GAMES | STRENGTH OF SCHEDULE | OPP. STRENGTH OF SCHEDULE | TEAM RPI | ADJ RPI | CONF. RPI | ADJ CONF. RPI | | | | | |
|------------------|----------|--------------------|----------------------|------------------|-------------------------|------------------------------|-------------|-------------|--------------|--------------------|-------|----|--|--|--|
| DIV. I ONLY | | 21-17-0 | .55263 | 105 | 5-5-0 | 170 | 227 | 117 | .51383 | 117 | 14 | 14 | | | |
| DIV. I NON-CONF. | | 12-6-0 | .66667 | 44 | 1-0-0 | 91 | 290 | 28 | .57375 | 28 | 9 | 9 | | | |
| <hr/> | | | | | | | | | | | | | | | |
| TOTALS | RPI 1-25 | RPI 26-50 | | W-L RECORDS | | RPI 51-100 | | RPI 101-150 | | RPI 150+ | | | | | |
| 21-17-0 | 0-0-0 | 0-0-0 | | OVERALL | | 4-1-0 | | 4-2-0 | | 13-14-0 | | | | | |
| 5-6-0 | 0-0-0 | 0-0-0 | | HOME | | 2-1-0 | | 0-0-0 | | 3-5-0 | | | | | |
| 14-11-0 | 0-0-0 | 0-0-0 | | AWAY | | 1-0-0 | | 4-2-0 | | 9-9-0 | | | | | |
| 2-0-0 | 0-0-0 | 0-0-0 | | NEUTRAL | | 1-0-0 | | 0-0-0 | | 1-0-0 | | | | | |
| <hr/> | | | | | | | | | | | | | | | |
| 12-6-0 | 0-0-0 | 0-0-0 | | NON-CONFERENCE | | 3-0-0 | | 0-0-0 | | 9-6-0 | | | | | |
| 1-0-0 | 0-0-0 | 0-0-0 | | HOME | | 1-0-0 | | 0-0-0 | | 0-0-0 | | | | | |
| 9-6-0 | 0-0-0 | 0-0- | | AWAY | | 1-0-0 | | 0-0-0 | | 8-6-0 | | | | | |
| 2-0-0 | 0-0-0 | 0-0-0 | | NEUTRAL | | 1-0-0 | | 0-0-0 | | 1-0-0 | | | | | |
| <hr/> | | | | | | | | | | | | | | | |
| 9-11-0 | 0-0-0 | 0-0-0 | | CONFERENCE | | 1-1-0 | | 4-2-0 | | 4-8-0 | | | | | |
| 4-6-0 | 0-0-0 | 0-0-0 | | HOME | | 1-1-0 | | 0-0-0 | | 3-5-0 | | | | | |
| 5-5-0 | 0-0-0 | 0-0-0 | | AWAY | | 0-0-0 | | 4-2-0 | | 1-3-0 | | | | | |
| 0-0-0 | 0-0-0 | 0-0-0 | | NEUTRAL | | 0-0-0 | | 0-0-0 | | 0-0-0 | | | | | |
| <hr/> | | | | | | | | | | | | | | | |
| RPI | S | Opponent | Score | RPI | S | Opponent | Score | RPI | S | Opponent | Score | | | | |
| | | | | | | | | | | | | | | | |
| | | | | | | 59 A Binghamton | 10 2 | | | 120 A Columbia | 9 5 | | | | |
| | | | | | | 59 H Binghamton | 6 4 | | | 120 A Columbia | 12 6 | | | | |
| | | | | | | 67 H Yale | 6 4 | | | 120 A Columbia | 8 7 | | | | |
| | | | | | | 67 H Yale | 2 7 | | | 120 A Columbia | 7 8 | | | | |
| | | | | | | 83 N Michigan St. | 2 1 | | | 125 A Dartmouth | 2 0 | | | | |
| | | | | | | | | | | 125 A Dartmouth | 0 5 | | | | |
| | | | | | | | | | | 170 A Princeton | 7 9 | | | | |
| | | | | | | | | | | 170 A Princeton | 5 9 | | | | |
| | | | | | | | | | | 170 H Princeton | 5 1 | | | | |
| | | | | | | | | | | 170 H Princeton | 13 1 | | | | |
| | | | | | | | | | | 181 A Harvard | 5 7 | | | | |
| | | | | | | | | | | 181 A Harvard | 9 5 | | | | |
| | | | | | | | | | | 191 A Navy | 8 5 | | | | |
| | | | | | | | | | | 191 A Navy | 7 8 | | | | |
| | | | | | | | | | | 191 A Navy | 5 2 | | | | |
| | | | | | | | | | | 196 A George Mason | 9 3 | | | | |
| | | | | | | | | | | 196 A George Mason | 4 11 | | | | |
| | | | | | | | | | | 196 A George Mason | 7 3 | | | | |
| | | | | | | | | | | 201 H Penn | 0 5 | | | | |
| | | | | | | | | | | 201 H Penn | 2 0 | | | | |
| | | | | | | | | | | 201 H Penn | 0 4 | | | | |
| | | | | | | | | | | 201 H Penn | 2 3 | | | | |
| | | | | | | | | | | 208 A Georgetown | 1 3 | | | | |
| | | | | | | | | | | 213 A Penn St. | 2 8 | | | | |
| | | | | | | | | | | 214 H Brown | 4 7 | | | | |
| | | | | | | | | | | 214 H Brown | 1 8 | | | | |
| | | | | | | | | | | 230 N Campbell | 3 2 | | | | |
| <hr/> | | | | | | | | | | | | | | | |
| LAST 10 GAMES | | | | | | | | | | | | | | | |
| | | | | | | 170 H Princeton | 5 1 | | | 201 H Penn | 0 4 | | | | |
| | | | | | | 170 H Princeton | 13 1 | | | 201 H Penn | 2 3 | | | | |
| | | | | | | 170 A Princeton | 7 9 | | | 201 H Penn | 0 5 | | | | |
| | | | | | | 170 A Princeton | 5 9 | | | 201 H Penn | 2 0 | | | | |
| | | | | | | 59 A Binghamton | 10 2 | | | 120 A Columbia | 9 5 | | | | |

Non-Div. I Games:

Cornell

| RPI | S | Opponent | Score | |
|-----|---|----------|-------|----|
| 237 | A | Towson | 27 | 14 |
| 244 | A | Bucknell | 11 | 4 |
| 244 | A | Bucknell | 5 | 2 |
| 244 | A | Bucknell | 0 | 1 |
| 244 | A | Bucknell | 7 | 3 |
| 260 | A | Richmond | 7 | 8 |

Cornell

C
o
r
n
e
l
l

C
o
r
n
e
l
l

| Average RPI Win: | | 114 | WON-LOST | | WINNING | | LAST 10 | | STRENGTH OF | | OPP. STRENGTH | | TEAM | | ADJ | | CONF. | | ADJ CONF. | | | | |
|-------------------|---|------------|----------|-----------|-----------|----------------|---------|-----------------|-------------|-------------|---------------|---------------|------|--------------|-----|-----------------|--------|--|-----------|--|--|---|---|
| Average RPI Loss: | | 64 | RECORD | | PCT. RANK | | GAMES | | SCHEDULE | | OF SCHEDULE | | RPI | | RPI | | RPI | | RPI | | | | |
| DIV. I ONLY | | | 17-28-0 | | .37778 | | 237 | | 2-8-0 | | 13 | | 37 | | 118 | | .51376 | | 118 | | | | |
| DIV. I NON-CONF. | | | 12-12-0 | | .5 | | 145 | | 1-1-0 | | 58 | | 161 | | 136 | | .5063 | | 136 | | | | |
| TOTALS | | RPI 1-25 | | RPI 26-50 | | W-L RECORDS | | RPI 51-100 | | RPI 101-150 | | RPI 150+ | | | | | | | | | | | |
| 17-28-0 | | 2-15-0 | | 2-3-0 | | OVERALL | | 6-4-0 | | 1-1-0 | | 6-5-0 | | | | | | | | | | | |
| 11-18-0 | | 2-8-0 | | 0-1-0 | | HOME | | 3-3-0 | | 0-1-0 | | 6-5-0 | | | | | | | | | | | |
| 6-10-0 | | 0-7-0 | | 2-2-0 | | AWAY | | 3-1-0 | | 1-0-0 | | 0-0-0 | | | | | | | | | | | |
| 0-0-0 | | 0-0-0 | | 0-0-0 | | NEUTRAL | | 0-0-0 | | 0-0-0 | | 0-0-0 | | | | | | | | | | | |
| 12-12-0 | | 0-2-0 | | 0-2-0 | | NON-CONFERENCE | | 5-2-0 | | 1-1-0 | | 6-5-0 | | | | | | | | | | | |
| 8-9-0 | | 0-1-0 | | 0-1-0 | | HOME | | 2-1-0 | | 0-1-0 | | 6-5-0 | | | | | | | | | | | |
| 4-3-0 | | 0-1-0 | | 0-0- | | AWAY | | 3-1-0 | | 1-0-0 | | 0-0-0 | | | | | | | | | | | |
| 0-0-0 | | 0-0-0 | | 0-0-0 | | NEUTRAL | | 0-0-0 | | 0-0-0 | | 0-0-0 | | | | | | | | | | | |
| 5-16-0 | | 2-13-0 | | 2-1-0 | | CONFERENCE | | 1-2-0 | | 0-0-0 | | 0-0-0 | | | | | | | | | | | |
| 3-9-0 | | 2-7-0 | | 0-0-0 | | HOME | | 1-2-0 | | 0-0-0 | | 0-0-0 | | | | | | | | | | | |
| 2-7-0 | | 0-6-0 | | 2-1-0 | | AWAY | | 0-0-0 | | 0-0-0 | | 0-0-0 | | | | | | | | | | | |
| 0-0-0 | | 0-0-0 | | 0-0-0 | | NEUTRAL | | 0-0-0 | | 0-0-0 | | 0-0-0 | | | | | | | | | | | |
| RPI | S | Opponent | | Score | | RPI | S | Opponent | | Score | | RPI | S | Opponent | | Score | | | | | | | |
| 4 | A | Clemson | | 7 | 9 | 41 | A | Tennessee | | 5 | 6 | 55 | A | Georgia Tech | | 7 | 5 | | | | | | |
| 4 | H | Clemson | | 0 | 4 | 41 | A | Tennessee | | 7 | 5 | 55 | H | Georgia Tech | | 5 | 1 | | | | | | |
| 6 | H | Florida | | 3 | 4 | 41 | A | Tennessee | | 3 | 1 | 71 | H | Missouri | | 3 | 0 | | | | | | |
| 6 | H | Florida | | 3 | 6 | 50 | A | Mercer | | 5 | 6 | 71 | H | Missouri | | 5 | 8 | | | | | | |
| 6 | H | Florida | | 4 | 6 | 50 | H | Mercer | | 3 | 4 | 71 | H | Missouri | | 1 | 6 | | | | | | |
| 15 | A | LSU | | 6 | 7 | | | | | | | 85 | A | Ga. Southern | | 7 | 0 | | | | | | |
| 15 | A | LSU | | 9 | 22 | | | | | | | 85 | A | Ga. Southern | | 1 | 2 | | | | | | |
| 15 | A | LSU | | 1 | 5 | | | | | | | 85 | A | Ga. Southern | | 4 | 3 | | | | | | |
| 16 | A | Arkansas | | 4 | 5 | | | | | | | 99 | H | Xavier | | 7 | 8 | | | | | | |
| 16 | A | Arkansas | | 4 | 14 | | | | | | | 99 | H | Xavier | | 11 | 6 | | | | | | |
| 16 | A | Arkansas | | 3 | 11 | | | | | | | | | | | | | | | | | | |
| 18 | H | Auburn | | 1 | 2 | | | | | | | | | | | | | | | | | | |
| 18 | H | Auburn | | 4 | 1 | | | | | | | | | | | | | | | | | | |
| 18 | H | Auburn | | 1 | 4 | | | | | | | | | | | | | | | | | | |
| 25 | H | Vanderbilt | | 5 | 10 | | | | | | | | | | | | | | | | | | |
| 25 | H | Vanderbilt | | 1 | 8 | | | | | | | | | | | | | | | | | | |
| 25 | H | Vanderbilt | | 1 | 0 | | | | | | | | | | | | | | | | | | |
| LAST 10 GAMES | | | | | | LAST 10 GAMES | | | | | | LAST 10 GAMES | | | | | | | | | | | |
| 6 H Florida | | | | | | 3 | 4 | 25 H Vanderbilt | | | | | | 1 | 0 | 25 H Vanderbilt | | | | | | 1 | 8 |
| 6 H Florida | | | | | | 3 | 6 | 25 H Vanderbilt | | | | | | 1 | 8 | 4 A Clemson | | | | | | 7 | 9 |
| 6 H Florida | | | | | | 4 | 6 | 16 A Arkansas | | | | | | 3 | 11 | 16 A Arkansas | | | | | | 4 | 5 |
| 55 A Georgia Tech | | | | | | 7 | 5 | | | | | | | | | | | | | | | | |
| 25 H Vanderbilt | | | | | | 5 | 10 | | | | | | | | | | | | | | | | |

Non-Div. I Games:

Georgia

D
u
k
e

Duke

| Average RPI Win: 169 | | WON-LOST | WINNING | LAST 10 | STRENGTH OF | | OPP. STRENGTH | TEAM | ADJ | CONF. | ADJ CONF. |
|----------------------|-----------------|----------|---------------|-----------------|----------------|-------|---------------|-------|-------------|-----------|-----------|
| Average RPI Loss: 87 | | RECORD | PCT. RANK | GAMES | SCHEDULE | | OF SCHEDULE | RPI | RPI | RPI | RPI |
| DIV. I ONLY | | 18-22-0 | .45 | 195 | 128 | | 76 | 121 | .51206 | 120 | 14 |
| DIV. I NON-CONF. | | 6-14-0 | .3 | 251 | 70 | | 5 | 129 | .50936 | 129 | 9 |
| TOTALS | | RPI 1-25 | RPI 26-50 | | W-L RECORDS | | RPI 51-100 | | RPI 101-150 | | RPI 150+ |
| 18-22-0 | | 0-7-0 | 1-2-0 | | OVERALL | | 2-4-0 | | 1-5-0 | | 14-4-0 |
| 4-7-0 | | 0-0-0 | 0-0-0 | | HOME | | 0-0-0 | | 1-5-0 | | 3-2-0 |
| 14-13-0 | | 0-7-0 | 1-0-0 | | AWAY | | 2-4-0 | | 0-0-0 | | 11-2-0 |
| 0-2-0 | | 0-0-0 | 0-2-0 | | NEUTRAL | | 0-0-0 | | 0-0-0 | | 0-0-0 |
| 6-14-0 | | 0-7-0 | 1-2-0 | | NON-CONFERENCE | | 2-2-0 | | 0-0-0 | | 3-3-0 |
| 0-1-0 | | 0-0-0 | 0-0-0 | | HOME | | 0-0-0 | | 0-0-0 | | 0-1-0 |
| 6-11-0 | | 0-7-0 | 1-0- | | AWAY | | 2-2-0 | | 0-0-0 | | 3-2-0 |
| 0-2-0 | | 0-0-0 | 0-2-0 | | NEUTRAL | | 0-0-0 | | 0-0-0 | | 0-0-0 |
| 12-8-0 | | 0-0-0 | 0-0-0 | | CONFERENCE | | 0-2-0 | | 1-5-0 | | 11-1-0 |
| 4-6-0 | | 0-0-0 | 0-0-0 | | HOME | | 0-0-0 | | 1-5-0 | | 3-1-0 |
| 8-2-0 | | 0-0-0 | 0-0-0 | | AWAY | | 0-2-0 | | 0-0-0 | | 8-0-0 |
| 0-0-0 | | 0-0-0 | 0-0-0 | | NEUTRAL | | 0-0-0 | | 0-0-0 | | 0-0-0 |
| RPI S | Opponent | Score | RPI S | Opponent | Score | RPI S | Opponent | Score | RPI S | Opponent | Score |
| 6 A | Florida | 0 7 | 36 A | St. John's (NY) | 7 4 | 67 A | Yale | 3 6 | 117 H | Cornell | 8 7 |
| 6 A | Florida | 2 7 | 43 N | South Ala. | 1 4 | 67 A | Yale | 4 5 | 117 H | Cornell | 6 12 |
| 6 A | Florida | 4 8 | 43 N | South Ala. | 3 4 | 82 A | Tulane | 11 5 | 117 H | Cornell | 5 9 |
| 17 A | Mississippi St. | 4 5 | | | | 82 A | Tulane | 0 7 | 117 H | Cornell | 7 8 |
| 17 A | Mississippi St. | 8 11 | | | | 82 A | Tulane | 7 8 | 125 H | Dartmouth | 2 9 |
| 21 A | Southern Miss. | 3 4 | | | | 87 A | Rutgers | 13 7 | 125 H | Dartmouth | 2 6 |
| 21 A | Southern Miss. | 5 20 | | | | | | | 170 A | Princeton | 6 4 |
| | | | | | | | | | 170 A | Princeton | 5 4 |
| | | | | | | | | | 170 A | Princeton | 15 2 |
| | | | | | | | | | 170 A | Princeton | 21 5 |
| | | | | | | | | | 181 H | Harvard | 2 0 |
| | | | | | | | | | 181 H | Harvard | 5 1 |
| | | | | | | | | | 201 A | Penn | 14 4 |
| | | | | | | | | | 201 A | Penn | 7 5 |
| | | | | | | | | | 201 H | Penn | 12 7 |
| | | | | | | | | | 201 H | Penn | 6 7 |
| | | | | | | | | | 203 H | Monmouth | 12 17 |
| | | | | | | | | | 213 A | Penn St. | 7 11 |
| | | | | | | | | | 213 A | Penn St. | 6 10 |
| | | | | | | | | | 213 A | Penn St. | 8 5 |
| | | | | | | | | | 213 A | Penn St. | 4 2 |
| | | | | | | | | | 214 A | Brown | 3 1 |
| | | | | | | | | | 214 A | Brown | 9 5 |
| | | | | | | | | | 226 A | Fordham | 6 1 |
| | | | LAST 10 GAMES | | | | | | | | |
| | | | 201 A | Penn | 7 5 | 170 A | Princeton | 21 5 | | | |
| | | | 201 A | Penn | 14 4 | 170 A | Princeton | 15 2 | | | |
| | | | 201 H | Penn | 12 7 | 170 A | Princeton | 5 4 | | | |
| | | | 201 H | Penn | 6 7 | 170 A | Princeton | 6 4 | | | |
| | | | 87 A | Rutgers | 13 7 | 226 A | Fordham | 6 1 | | | |

Non-Div. I Games:

Columbia

| Average RPI Win: | | 203 | WON-LOST RECORD | | WINNING PCT. RANK | | LAST 10 GAMES | | STRENGTH OF SCHEDULE | | OPP. STRENGTH OF SCHEDULE | | TEAM RPI | | ADJ RPI | | CONF. RPI | | ADJ CONF. RPI | | | | |
|------------------|---|--------------|-----------------|-----------|-------------------|----------------|---------------|---------------|----------------------|-------------|---------------------------|----------|----------|----------------|------------|-------|-----------|-----|---------------|----------------|--|----|----|
| DIV. I ONLY | | | 22-19-0 | | .53659 118 | | 5-5-0 | | 174 | | 205 | | 119 | | .51086 121 | | 21 | | 21 | | | | |
| DIV. I NON-CONF. | | | 11-15-0 | | .42308 203 | | 1-1-0 | | 167 | | 153 | | 162 | | .49214 165 | | 18 | | 18 | | | | |
| TOTALS | | RPI 1-25 | | RPI 26-50 | | W-L RECORDS | | RPI 51-100 | | RPI 101-150 | | RPI 150+ | | | | | | | | | | | |
| 22-19-0 | | 2-1-0 | | 0-4-0 | | OVERALL | | 1-5-0 | | 0-0-0 | | 19-9-0 | | | | | | | | | | | |
| 8-2-0 | | 2-1-0 | | 0-0-0 | | HOME | | 0-0-0 | | 0-0-0 | | 6-1-0 | | | | | | | | | | | |
| 12-13-0 | | 0-0-0 | | 0-4-0 | | AWAY | | 1-3-0 | | 0-0-0 | | 11-5-0 | | | | | | | | | | | |
| 2-4-0 | | 0-0-0 | | 0-0-0 | | NEUTRAL | | 0-2-0 | | 0-0-0 | | 2-2-0 | | | | | | | | | | | |
| 11-15-0 | | 2-1-0 | | 0-4-0 | | NON-CONFERENCE | | 0-3-0 | | 0-0-0 | | 9-7-0 | | | | | | | | | | | |
| 3-1-0 | | 2-1-0 | | 0-0-0 | | HOME | | 0-0-0 | | 0-0-0 | | 1-0-0 | | | | | | | | | | | |
| 6-10-0 | | 0-0-0 | | 0-0- | | AWAY | | 0-1-0 | | 0-0-0 | | 6-5-0 | | | | | | | | | | | |
| 2-4-0 | | 0-0-0 | | 0-0-0 | | NEUTRAL | | 0-2-0 | | 0-0-0 | | 2-2-0 | | | | | | | | | | | |
| 11-4-0 | | 0-0-0 | | 0-0-0 | | CONFERENCE | | 1-2-0 | | 0-0-0 | | 10-2-0 | | | | | | | | | | | |
| 5-1-0 | | 0-0-0 | | 0-0-0 | | HOME | | 0-0-0 | | 0-0-0 | | 5-1-0 | | | | | | | | | | | |
| 6-3-0 | | 0-0-0 | | 0-0-0 | | AWAY | | 1-2-0 | | 0-0-0 | | 5-1-0 | | | | | | | | | | | |
| 0-0-0 | | 0-0-0 | | 0-0-0 | | NEUTRAL | | 0-0-0 | | 0-0-0 | | 0-0-0 | | | | | | | | | | | |
| RPI | S | Opponent | | Score | | RPI | S | Opponent | | Score | | RPI | S | Opponent | | Score | | | | | | | |
| 19 | H | Missouri St. | | 1 | 12 | 30 | A | Michigan | | 4 | 13 | 68 | A | Kent St. | | 7 | 4 | 171 | A | ETSU | | 6 | 18 |
| 19 | H | Missouri St. | | 7 | 4 | 34 | A | UCF | | 4 | 5 | 68 | A | Kent St. | | 5 | 6 | 171 | A | ETSU | | 8 | 7 |
| 19 | H | Missouri St. | | 2 | 1 | 34 | A | UCF | | 1 | 21 | 68 | A | Kent St. | | 7 | 9 | 171 | A | ETSU | | 6 | 7 |
| | | | | | | 34 | A | UCF | | 3 | 7 | 83 | A | Michigan St. | | 2 | 11 | 177 | N | Northeastern | | 8 | 9 |
| | | | | | | | | | | | | 92 | N | Notre Dame | | 3 | 8 | 204 | H | Western Mich. | | 10 | 4 |
| | | | | | | | | | | | | 98 | N | Boston College | | 4 | 5 | 204 | H | Western Mich. | | 2 | 11 |
| | | | | | | | | | | | | | | | | | | 204 | H | Western Mich. | | 7 | 5 |
| | | | | | | | | | | | | | | | | | | 206 | H | Miami (OH) | | 6 | 4 |
| | | | | | | | | | | | | | | | | | | 206 | H | Miami (OH) | | 13 | 7 |
| | | | | | | | | | | | | | | | | | | 206 | H | Miami (OH) | | 5 | 1 |
| | | | | | | | | | | | | | | | | | | 208 | N | Georgetown | | 9 | 7 |
| | | | | | | | | | | | | | | | | | | 228 | A | Ohio | | 10 | 8 |
| | | | | | | | | | | | | | | | | | | 228 | A | Ohio | | 6 | 2 |
| | | | | | | | | | | | | | | | | | | 228 | A | Ohio | | 4 | 2 |
| | | | | | | | | | | | | | | | | | | 238 | A | Northwestern | | 5 | 1 |
| | | | | | | | | | | | | | | | | | | 238 | A | Northwestern | | 1 | 5 |
| | | | | | | | | | | | | | | | | | | 238 | A | Northwestern | | 5 | 3 |
| | | | | | | | | | | | | | | | | | | 238 | A | Northwestern | | 7 | 5 |
| | | | | | | | | | | | | | | | | | | 242 | H | Oakland | | 9 | 7 |
| | | | | | | | | | | | | | | | | | | 242 | N | Oakland | | 8 | 4 |
| | | | | | | | | | | | | | | | | | | 250 | N | Villanova | | 3 | 4 |
| | | | | | | | | | | | | | | | | | | 264 | A | Incarnate Word | | 5 | 2 |
| | | | | | | | | | | | | | | | | | | 264 | A | Incarnate Word | | 4 | 10 |
| | | | | | | | | | | | | | | | | | | 264 | A | Incarnate Word | | 10 | 11 |
| | | | | | | | | | | | | | | | | | | 264 | A | Incarnate Word | | 25 | 5 |
| | | | | | | | | | | | | | | | | | | 269 | A | Bowling Green | | 2 | 3 |
| | | | | | | | | | | | | | | | | | | 269 | A | Bowling Green | | 8 | 2 |
| | | | | | | | | | | | | | | | | | | 92 | N | Notre Dame | | 3 | 8 |
| | | | | | | | | | | | | | | | | | | 204 | H | Western Mich. | | 2 | 11 |
| | | | | | | | | | | | | | | | | | | 204 | H | Western Mich. | | 10 | 4 |
| LAST 10 GAMES | | | | | | | | | | | | | | | | | | | | | | | |
| | | | | | | 68 | A | Kent St. | | 5 | 6 | 269 | A | Bowling Green | | 2 | 3 | 264 | A | Incarnate Word | | 4 | 10 |
| | | | | | | 68 | A | Kent St. | | 7 | 4 | 269 | A | Bowling Green | | 8 | 7 | 264 | A | Incarnate Word | | 10 | 11 |
| | | | | | | 68 | A | Kent St. | | 7 | 9 | 92 | N | Notre Dame | | 3 | 8 | 264 | A | Incarnate Word | | 25 | 5 |
| | | | | | | 242 | N | Oakland | | 8 | 4 | 204 | H | Western Mich. | | 2 | 11 | 269 | A | Bowling Green | | 2 | 3 |
| | | | | | | 269 | A | Bowling Green | | 8 | 2 | 204 | H | Western Mich. | | 10 | 4 | 269 | A | Bowling Green | | 8 | 2 |

Non-Div. I Games: Baldwin Wallace 15 5 Madonna 4 6

Central Mich.

Central Mich.

| Average RPI Win: 176 | | WON-LOST RECORD | | WINNING PCT. RANK | | LAST 10 GAMES | | STRENGTH OF SCHEDULE | | OPP. STRENGTH OF SCHEDULE | | TEAM RPI | | ADJ RPI | | CONF. RPI | | ADJ CONF. RPI | |
|----------------------|-------------|-----------------|----|-------------------|--------------------|----------------|----|----------------------|--------------|---------------------------|----|----------|---------------|------------|----|-----------|--|---------------|--|
| Average RPI Loss: 99 | | 27-16-0 | | .62791 57 | | 6-4-0 | | 214 | | 94 | | 122 | | .51065 122 | | 11 | | 11 | |
| DIV. I ONLY | | 27-16-0 | | .62791 57 | | 6-4-0 | | 214 | | 94 | | 122 | | .51065 122 | | 11 | | 11 | |
| DIV. I NON-CONF. | | 17-11-0 | | .60714 81 | | 3-2-0 | | 288 | | 59 | | 197 | | .47603 197 | | 14 | | 14 | |
| TOTALS | | RPI 1-25 | | RPI 26-50 | | W-L RECORDS | | RPI 51-100 | | RPI 101-150 | | RPI 150+ | | | | | | | |
| 27-16-0 | | 0-1-0 | | 3-5-0 | | OVERALL | | 1-2-0 | | 6-3-0 | | 17-5-0 | | | | | | | |
| 18-8-0 | | 0-0-0 | | 0-1-0 | | HOME | | 1-2-0 | | 6-3-0 | | 11-2-0 | | | | | | | |
| 8-8-0 | | 0-1-0 | | 3-4-0 | | AWAY | | 0-0-0 | | 0-0-0 | | 5-3-0 | | | | | | | |
| 1-0-0 | | 0-0-0 | | 0-0-0 | | NEUTRAL | | 0-0-0 | | 0-0-0 | | 1-0-0 | | | | | | | |
| 17-11-0 | | 0-1-0 | | 1-4-0 | | NON-CONFERENCE | | 1-2-0 | | 0-0-0 | | 15-4-0 | | | | | | | |
| 12-5-0 | | 0-0-0 | | 0-1-0 | | HOME | | 1-2-0 | | 0-0-0 | | 11-2-0 | | | | | | | |
| 4-6-0 | | 0-1-0 | | 1-0- | | AWAY | | 0-0-0 | | 0-0-0 | | 3-2-0 | | | | | | | |
| 1-0-0 | | 0-0-0 | | 0-0-0 | | NEUTRAL | | 0-0-0 | | 0-0-0 | | 1-0-0 | | | | | | | |
| 10-5-0 | | 0-0-0 | | 2-1-0 | | CONFERENCE | | 0-0-0 | | 6-3-0 | | 2-1-0 | | | | | | | |
| 6-3-0 | | 0-0-0 | | 0-0-0 | | HOME | | 0-0-0 | | 6-3-0 | | 0-0-0 | | | | | | | |
| 4-2-0 | | 0-0-0 | | 2-1-0 | | AWAY | | 0-0-0 | | 0-0-0 | | 2-1-0 | | | | | | | |
| 0-0-0 | | 0-0-0 | | 0-0-0 | | NEUTRAL | | 0-0-0 | | 0-0-0 | | 0-0-0 | | | | | | | |
| RPI S | Opponent | Score | | RPI S | Opponent | Score | | RPI S | Opponent | Score | | RPI S | Opponent | Score | | | | | |
| 8 A | Wake Forest | 8 | 15 | 31 A | South Carolina | 1 | 7 | 83 H | Michigan St. | 4 | 5 | 109 H | Western Caro. | 8 | 2 | | | | |
| | | | | 31 A | South Carolina | 1 | 5 | 83 H | Michigan St. | 4 | 1 | 109 H | Western Caro. | 5 | 4 | | | | |
| | | | | 31 A | South Carolina | 1 | 0 | 83 H | Michigan St. | 16 | 22 | 109 H | Western Caro. | 5 | 9 | | | | |
| | | | | 45 A | North Carolina St. | 1 | 10 | | | | | 139 H | Wofford | 13 | 12 | | | | |
| | | | | 45 H | North Carolina St. | 2 | 8 | | | | | 139 H | Wofford | 7 | 8 | | | | |
| | | | | 50 A | Mercer | 8 | 4 | | | | | 139 H | Wofford | 4 | 13 | | | | |
| | | | | 50 A | Mercer | 5 | 6 | | | | | 140 H | Furman | 3 | 1 | | | | |
| | | | | 50 A | Mercer | 12 | 3 | | | | | 140 H | Furman | 7 | 6 | | | | |
| | | | | | | | | | | | | 140 H | Furman | 9 | 3 | | | | |
| | | | | | | | | | | | | 153 A | High Point | 0 | 1 | | | | |
| | | | | | | | | | | | | 157 A | Ohio St. | 4 | 5 | | | | |
| | | | | | | | | | | | | 157 A | Ohio St. | 11 | 4 | | | | |
| | | | | | | | | | | | | 157 A | Ohio St. | 11 | 4 | | | | |
| | | | | | | | | | | | | 170 H | Princeton | 3 | 5 | | | | |
| | | | | | | | | | | | | 170 H | Princeton | 12 | 3 | | | | |
| | | | | | | | | | | | | 170 H | Princeton | 6 | 1 | | | | |
| | | | | | | | | | | | | 170 H | Princeton | 5 | 10 | | | | |
| | | | | | | | | | | | | 171 A | ETSU | 9 | 7 | | | | |
| | | | | | | | | | | | | 171 A | ETSU | 0 | 11 | | | | |
| | | | | | | | | | | | | 171 A | ETSU | 12 | 3 | | | | |
| | | | | | | | | | | | | 173 A | Elon | 10 | 3 | | | | |
| | | | | | | | | | | | | 173 H | Elon | 12 | 8 | | | | |
| | | | | 173 A | Elon | 10 | 3 | 157 A | Ohio St. | 11 | 4 | 184 H | UNC Asheville | 14 | 3 | | | | |
| | | | | 50 A | Mercer | 12 | 3 | 157 A | Ohio St. | 11 | 4 | 212 N | N.C. A&T | 5 | 4 | | | | |
| | | | | 50 A | Mercer | 5 | 6 | 153 A | High Point | 0 | 1 | 290 H | UMES | 18 | 4 | | | | |
| | | | | 50 A | Mercer | 8 | 4 | 139 H | Wofford | 13 | 12 | 290 H | UMES | 4 | 2 | | | | |
| | | | | 157 A | Ohio St. | 4 | 5 | 139 H | Wofford | 7 | 8 | 290 H | UMES | 11 | 3 | | | | |

Non-Div. I Games:

UNCG

| RPI | S | Opponent | Score | |
|-----|---|-----------|-------|---|
| 291 | H | Lafayette | 11 | 8 |
| 291 | H | Lafayette | 8 | 7 |
| 291 | H | Lafayette | 14 | 2 |
| 291 | H | Lafayette | 25 | 7 |

UNCG

U
N
C
G

U
N
C
G

| Average RPI Win: | | 208 | WON-LOST RECORD | | WINNING PCT. RANK | | LAST 10 GAMES | | STRENGTH OF SCHEDULE | | OPP. STRENGTH OF SCHEDULE | | TEAM RPI | | ADJ RPI | | CONF. RPI | | ADJ CONF. RPI | | | | | |
|------------------|---|-----------------|-----------------|-----------|-------------------|----------------|---------------|-------------|----------------------|-------------|---------------------------|----------|----------|--------------|---------|-------------------|-----------|----|---------------|--|----|--|----|--|
| DIV. I ONLY | | | 28-16-0 | | .63636 | | 51 | | 4-5-0 | | 211 | | 216 | | 123 | | .51057 | | 123 | | 17 | | 17 | |
| DIV. I NON-CONF. | | | 15-9-0 | | .625 | | 69 | | 1-2-0 | | 209 | | 253 | | 128 | | .50987 | | 128 | | 20 | | 20 | |
| TOTALS | | RPI 1-25 | | RPI 26-50 | | W-L RECORDS | | RPI 51-100 | | RPI 101-150 | | RPI 150+ | | | | | | | | | | | | |
| 28-16-0 | | 1-2-0 | | 0-0-0 | | OVERALL | | 1-1-0 | | 4-4-0 | | 22-9-0 | | | | | | | | | | | | |
| 19-4-0 | | 0-0-0 | | 0-0-0 | | HOME | | 0-0-0 | | 3-1-0 | | 16-3-0 | | | | | | | | | | | | |
| 6-10-0 | | 1-2-0 | | 0-0-0 | | AWAY | | 0-0-0 | | 1-2-0 | | 4-6-0 | | | | | | | | | | | | |
| 3-2-0 | | 0-0-0 | | 0-0-0 | | NEUTRAL | | 1-1-0 | | 0-1-0 | | 2-0-0 | | | | | | | | | | | | |
| 15-9-0 | | 1-2-0 | | 0-0-0 | | NON-CONFERENCE | | 1-1-0 | | 0-3-0 | | 13-3-0 | | | | | | | | | | | | |
| 9-2-0 | | 0-0-0 | | 0-0-0 | | HOME | | 0-0-0 | | 0-1-0 | | 9-1-0 | | | | | | | | | | | | |
| 3-5-0 | | 1-2-0 | | 0-0- | | AWAY | | 0-0-0 | | 0-1-0 | | 2-2-0 | | | | | | | | | | | | |
| 3-2-0 | | 0-0-0 | | 0-0-0 | | NEUTRAL | | 1-1-0 | | 0-1-0 | | 2-0-0 | | | | | | | | | | | | |
| 13-7-0 | | 0-0-0 | | 0-0-0 | | CONFERENCE | | 0-0-0 | | 4-1-0 | | 9-6-0 | | | | | | | | | | | | |
| 10-2-0 | | 0-0-0 | | 0-0-0 | | HOME | | 0-0-0 | | 3-0-0 | | 7-2-0 | | | | | | | | | | | | |
| 3-5-0 | | 0-0-0 | | 0-0-0 | | AWAY | | 0-0-0 | | 1-1-0 | | 2-4-0 | | | | | | | | | | | | |
| 0-0-0 | | 0-0-0 | | 0-0-0 | | NEUTRAL | | 0-0-0 | | 0-0-0 | | 0-0-0 | | | | | | | | | | | | |
| RPI | S | Opponent | | Score | | RPI | S | Opponent | | Score | | RPI | S | Opponent | | Score | | | | | | | | |
| 7 | A | Louisville | | 2 | 20 | | | | | | | 76 | N | Jacksonville | | 0 | 6 | | | | | | | |
| 11 | A | West Virginia | | 1 | 5 | | | | | | | 76 | N | Jacksonville | | 5 | 2 | | | | | | | |
| 17 | A | Mississippi St. | | 13 | 8 | | | | | | | | | 102 | N | Iowa | | 7 | 14 | | | | | |
| | | | | | | | | | | | | | | 108 | A | Marshall | | 3 | 4 | | | | | |
| | | | | | | | | | | | | | | 108 | H | Marshall | | 11 | 13 | | | | | |
| | | | | | | | | | | | | | | 134 | H | Southeast Mo. St. | | 17 | 5 | | | | | |
| | | | | | | | | | | | | | | 134 | H | Southeast Mo. St. | | 12 | 9 | | | | | |
| | | | | | | | | | | | | | | 134 | H | Southeast Mo. St. | | 3 | 2 | | | | | |
| | | | | | | | | | | | | | | 145 | A | Austin Peay | | 12 | 3 | | | | | |
| | | | | | | | | | | | | | | 145 | A | Austin Peay | | 1 | 3 | | | | | |
| | | | | | | | | | | | | | | 166 | A | Belmont | | 6 | 5 | | | | | |
| | | | | | | | | | | | | | | 166 | A | Belmont | | 2 | 4 | | | | | |
| | | | | | | | | | | | | | | 166 | A | Belmont | | 4 | 3 | | | | | |
| | | | | | | | | | | | | | | 188 | H | Eastern Ill. | | 7 | 14 | | | | | |
| | | | | | | | | | | | | | | 188 | H | Eastern Ill. | | 8 | 9 | | | | | |
| | | | | | | | | | | | | | | 188 | H | Eastern Ill. | | 16 | 15 | | | | | |
| | | | | | | | | | | | | | | 201 | N | Alabama St. | | 7 | 5 | | | | | |
| | | | | | | | | | | | | | | 201 | N | Alabama St. | | 8 | 1 | | | | | |
| | | | | | | | | | | | | | | 205 | A | UT Martin | | 5 | 9 | | | | | |
| | | | | | | | | | | | | | | 205 | A | UT Martin | | 0 | 1 | | | | | |
| | | | | | | | | | | | | | | 205 | A | UT Martin | | 6 | 18 | | | | | |
| | | | | | | | | | | | | | | 206 | A | Miami (OH) | | 0 | 8 | | | | | |
| | | | | | | | | | | | | | | 209 | A | Jackson St. | | 5 | 10 | | | | | |
| | | | | | | | | | | | | | | 209 | A | Jackson St. | | 3 | 1 | | | | | |
| | | | | | | | | | | | | | | 228 | A | Ohio | | 3 | 1 | | | | | |
| | | | | | | | | | | | | | | 228 | H | Ohio | | 15 | 14 | | | | | |
| | | | | | | | | | | | | | | 229 | H | Eastern Ky. | | 15 | 9 | | | | | |
| | | | | | | | | | | | | | | 229 | H | Eastern Ky. | | 9 | 6 | | | | | |
| | | | | | | | | | | | | | | 229 | H | Eastern Ky. | | 18 | 7 | | | | | |
| LAST 10 GAMES | | | | | | | | | | | | | | | | | | | | | | | | |
| 228 | H | Ohio | | 15 | 14 | 206 | A | Miami (OH) | | 0 | 8 | 228 | A | Ohio | | 3 | 1 | | | | | | | |
| 188 | H | Eastern Ill. | | 16 | 15 | 145 | A | Austin Peay | | 12 | 3 | 228 | H | Ohio | | 15 | 14 | | | | | | | |
| 188 | H | Eastern Ill. | | 8 | 9 | 145 | A | Austin Peay | | 1 | 3 | 229 | H | Eastern Ky. | | 15 | 9 | | | | | | | |
| 188 | H | Eastern Ill. | | 7 | 14 | 240 | H | SIUE | | 28 | 15 | 229 | H | Eastern Ky. | | 9 | 6 | | | | | | | |
| 108 | H | Marshall | | 11 | 13 | 240 | H | SIUE | | 16 | 4 | 229 | H | Eastern Ky. | | 18 | 7 | | | | | | | |

| | | | |
|--------------------------|----------------------|-----------|----------|
| Non-Div. I Games: | West Va. Tech | 19 | 6 |
|--------------------------|----------------------|-----------|----------|

Morehead St.

| RPI | S | Opponent | Score | |
|-----|---|----------------|-------|----|
| 240 | H | SIUE | 28 | 15 |
| 240 | H | SIUE | 16 | 4 |
| 240 | H | SIUE | 16 | 3 |
| 263 | H | Youngstown St. | 23 | 9 |
| 264 | H | Massachusetts | 7 | 6 |
| 264 | H | Massachusetts | 6 | 5 |
| 264 | H | Massachusetts | 22 | 0 |
| 269 | H | Bowling Green | 9 | 6 |
| 269 | H | Bowling Green | 5 | 6 |
| 269 | H | Bowling Green | 11 | 7 |
| 295 | H | Alabama A&M | 12 | 2 |
| 295 | H | Alabama A&M | 13 | 6 |

Morehead St.

M
o
r
e
h
e
a
d
s
t
.

M
o
r
e
h
e
a
d
s
t
.

| Average RPI Win: | | 195 | WON-LOST RECORD | | WINNING PCT. RANK | | LAST 10 GAMES | | STRENGTH OF SCHEDULE | | OPP. STRENGTH OF SCHEDULE | | TEAM RPI | | ADJ RPI | | CONF. RPI | | ADJ CONF. RPI | |
|------------------|---|------------|-----------------|-----------|-------------------|----------------|---------------|--------------|----------------------|-------------|---------------------------|----------|----------|----------------------|------------|-------|-----------|--|---------------|--|
| DIV. I ONLY | | | 24-19-0 | | .55814 101 | | 4-5-0 | | 151 | | 136 | | 124 | | .51032 124 | | 25 | | 25 | |
| DIV. I NON-CONF. | | | 13-15-0 | | .46429 177 | | 1-2-0 | | 123 | | 35 | | 149 | | .50218 149 | | 26 | | 26 | |
| TOTALS | | RPI 1-25 | | RPI 26-50 | | W-L RECORDS | | RPI 51-100 | | RPI 101-150 | | RPI 150+ | | | | | | | | |
| 24-19-0 | | 0-5-0 | | 2-4-0 | | OVERALL | | 4-2-0 | | 3-7-0 | | 15-1-0 | | | | | | | | |
| 15-8-0 | | 0-1-0 | | 0-1-0 | | HOME | | 3-1-0 | | 2-5-0 | | 10-0-0 | | | | | | | | |
| 9-9-0 | | 0-3-0 | | 2-2-0 | | AWAY | | 1-1-0 | | 1-2-0 | | 5-1-0 | | | | | | | | |
| 0-2-0 | | 0-1-0 | | 0-1-0 | | NEUTRAL | | 0-0-0 | | 0-0-0 | | 0-0-0 | | | | | | | | |
| 13-15-0 | | 0-5-0 | | 2-4-0 | | NON-CONFERENCE | | 4-2-0 | | 3-4-0 | | 4-0-0 | | | | | | | | |
| 9-5-0 | | 0-1-0 | | 0-1-0 | | HOME | | 3-1-0 | | 2-2-0 | | 4-0-0 | | | | | | | | |
| 4-8-0 | | 0-3-0 | | 2-0- | | AWAY | | 1-1-0 | | 1-2-0 | | 0-0-0 | | | | | | | | |
| 0-2-0 | | 0-1-0 | | 0-1-0 | | NEUTRAL | | 0-0-0 | | 0-0-0 | | 0-0-0 | | | | | | | | |
| 11-4-0 | | 0-0-0 | | 0-0-0 | | CONFERENCE | | 0-0-0 | | 0-3-0 | | 11-1-0 | | | | | | | | |
| 6-3-0 | | 0-0-0 | | 0-0-0 | | HOME | | 0-0-0 | | 0-3-0 | | 6-0-0 | | | | | | | | |
| 5-1-0 | | 0-0-0 | | 0-0-0 | | AWAY | | 0-0-0 | | 0-0-0 | | 5-1-0 | | | | | | | | |
| 0-0-0 | | 0-0-0 | | 0-0-0 | | NEUTRAL | | 0-0-0 | | 0-0-0 | | 0-0-0 | | | | | | | | |
| RPI | S | Opponent | | Score | | RPI | S | Opponent | | Score | | RPI | S | Opponent | | Score | | | | |
| 5 | A | Texas Tech | | 1 | 16 | 39 | A | New Mexico | | 12 | 5 | 58 | A | BYU | | 8 | 6 | | | |
| 5 | H | Texas Tech | | 4 | 15 | 39 | H | New Mexico | | 3 | 5 | 67 | H | Yale | | 1 | 3 | | | |
| 5 | N | Texas Tech | | 4 | 6 | 39 | N | New Mexico | | 2 | 8 | 67 | H | Yale | | 7 | 3 | | | |
| 13 | A | Arizona | | 2 | 11 | 49 | A | Utah | | 3 | 0 | 67 | H | Yale | | 16 | 5 | | | |
| 13 | A | Arizona | | 3 | 6 | 49 | A | Utah | | 1 | 5 | 67 | H | Yale | | 18 | 5 | | | |
| | | | | | | 49 | A | Utah | | 1 | 5 | 96 | A | Arizona St. | | 5 | 12 | | | |
| | | | | | | | | | | | | | | 127 H Bryant | | 20 | 7 | | | |
| | | | | | | | | | | | | | | 127 H Bryant | | 7 | 13 | | | |
| | | | | | | | | | | | | | | 127 H Bryant | | 3 | 6 | | | |
| | | | | | | | | | | | | | | 127 H Bryant | | 4 | 3 | | | |
| | | | | | | | | | | | | | | 222 A Sacramento St. | | 8 | 4 | | | |
| | | | | | | | | | | | | | | 222 A Sacramento St. | | 5 | 2 | | | |
| | | | | | | | | | | | | | | 222 A Sacramento St. | | 1 | 2 | | | |
| | | | | | | | | | | | | | | 233 H UTRGV | | 10 | 2 | | | |
| | | | | | | | | | | | | | | 233 H UTRGV | | 15 | 5 | | | |
| | | | | | | | | | | | | | | 233 H UTRGV | | 7 | 4 | | | |
| | | | | | | | | | | | | | | 261 H Northern Colo. | | 10 | 3 | | | |
| | | | | | | | | | | | | | | 261 H Northern Colo. | | 6 | 2 | | | |
| | | | | | | | | | | | | | | 261 H Northern Colo. | | 7 | 4 | | | |
| | | | | | | | | | | | | | | 280 A Seattle U | | 6 | 4 | | | |
| | | | | | | | | | | | | | | 280 A Seattle U | | 8 | 5 | | | |
| | | | | | | | | | | | | | | 280 A Seattle U | | 6 | 2 | | | |
| | | | | | | | | | | | | | | 298 H Mt. St. Mary's | | 6 | 3 | | | |
| | | | | | | | | | | | | | | 298 H Mt. St. Mary's | | 25 | 4 | | | |
| | | | | | | | | | | | | | | 298 H Mt. St. Mary's | | 13 | 2 | | | |
| | | | | | | | | | | | | | | 298 H Mt. St. Mary's | | 29 | 1 | | | |
| LAST 10 GAMES | | | | | | | | | | | | | | | | | | | | |
| | | | | | | 39 | A | New Mexico | | 12 | 5 | 261 | H | Northern Colo. | | 6 | 2 | | | |
| | | | | | | 113 | H | Grand Canyon | | 0 | 9 | 261 | H | Northern Colo. | | 7 | 4 | | | |
| | | | | | | 113 | H | Grand Canyon | | 2 | 7 | 261 | H | Northern Colo. | | 10 | 3 | | | |
| | | | | | | 113 | H | Grand Canyon | | 9 | 11 | 5 | N | Texas Tech | | 4 | 6 | | | |
| | | | | | | 13 | A | Arizona | | 2 | 11 | 222 | A | Sacramento St. | | 5 | 2 | | | |

Non-Div. I Games: Benedictine Mesa 8 6 Sul Ross St. 19 9 Benedictine Mesa 10 7

New Mexico St.

| | | | | | | | | | | | |
|-------------------|----------|-----------------|-------------------|----------------|----------------------|---------------------------|-----------------|---------|-----------|-----------------|-------|
| Average RPI Win: | 146 | WON-LOST RECORD | WINNING PCT. RANK | LAST 10 GAMES | STRENGTH OF SCHEDULE | OPP. STRENGTH OF SCHEDULE | TEAM RPI | ADJ RPI | CONF. RPI | ADJ CONF. RPI | |
| Average RPI Loss: | 144 | | | | | | | | | | |
| DIV. I ONLY | 20-17-1 | .53947 | 117 | 4-5-1 | 196 | 104 | 125 | .50978 | 125 | 14 | 14 |
| DIV. I NON-CONF. | 9-8-1 | .52778 | 126 | 1-0-1 | 199 | 36 | 104 | .52313 | 104 | 9 | 9 |
| <hr/> | | | | | | | | | | | |
| TOTALS | RPI 1-25 | RPI 26-50 | | W-L RECORDS | RPI 51-100 | | RPI 101-150 | | RPI 150+ | | |
| 20-17-1 | 0-0-0 | 2-1-0 | | OVERALL | 4-5-0 | | 4-2-0 | | 10-9-1 | | |
| 7-5-0 | 0-0-0 | 0-0-0 | | HOME | 1-0-0 | | 1-1-0 | | 5-4-0 | | |
| 11-11-1 | 0-0-0 | 2-1-0 | | AWAY | 3-5-0 | | 2-0-0 | | 4-5-1 | | |
| 2-1-0 | 0-0-0 | 0-0-0 | | NEUTRAL | 0-0-0 | | 1-1-0 | | 1-0-0 | | |
| <hr/> | | | | | | | | | | | |
| 9-8-1 | 0-0-0 | 2-1-0 | | NON-CONFERENCE | 3-2-0 | | 1-1-0 | | 3-4-1 | | |
| 1-1-0 | 0-0-0 | 0-0-0 | | HOME | 1-0-0 | | 0-0-0 | | 0-1-0 | | |
| 6-6-1 | 0-0-0 | 2-0- | | AWAY | 2-2-0 | | 0-0-0 | | 2-3-1 | | |
| 2-1-0 | 0-0-0 | 0-0-0 | | NEUTRAL | 0-0-0 | | 1-1-0 | | 1-0-0 | | |
| <hr/> | | | | | | | | | | | |
| 11-9-0 | 0-0-0 | 0-0-0 | | CONFERENCE | 1-3-0 | | 3-1-0 | | 7-5-0 | | |
| 6-4-0 | 0-0-0 | 0-0-0 | | HOME | 0-0-0 | | 1-1-0 | | 5-3-0 | | |
| 5-5-0 | 0-0-0 | 0-0-0 | | AWAY | 1-3-0 | | 2-0-0 | | 2-2-0 | | |
| 0-0-0 | 0-0-0 | 0-0-0 | | NEUTRAL | 0-0-0 | | 0-0-0 | | 0-0-0 | | |
| <hr/> | | | | | | | | | | | |
| RPI S | Opponent | Score | RPI S | Opponent | Score | RPI S | Opponent | Score | RPI S | Opponent | Score |
| | | | 34 A | UCF | 4 3 | 67 A | Yale | 0 8 | 117 H | Cornell | 5 0 |
| | | | 34 A | UCF | 0 15 | 67 A | Yale | 1 6 | 117 H | Cornell | 0 2 |
| | | | 34 A | UCF | 4 1 | 67 A | Yale | 7 2 | 120 A | Columbia | 6 2 |
| | | | | | | 67 A | Yale | 3 11 | 120 A | Columbia | 9 2 |
| | | | | | | 69 A | Miami (FL) | 1 0 | 144 N | St. Bonaventure | 13 1 |
| | | | | | | 69 A | Miami (FL) | 2 3 | 144 N | St. Bonaventure | 7 8 |
| | | | | | | 69 A | Miami (FL) | 5 0 | 169 H | UMass Lowell | 5 9 |
| | | | | | | 81 A | Bethune-Cookman | 2 9 | 170 H | Princeton | 2 4 |
| | | | | | | 98 H | Boston College | 8 3 | 170 H | Princeton | 7 6 |
| | | | | | | | | | 181 A | Harvard | 7 8 |
| | | | | | | | | | 181 A | Harvard | 3 0 |
| | | | | | | | | | 181 H | Harvard | 2 1 |
| | | | | | | | | | 181 H | Harvard | 6 7 |
| | | | | | | | | | 195 N | Eastern Mich. | 8 4 |
| | | | | | | | | | 201 A | Penn | 6 7 |
| | | | | | | | | | 201 A | Penn | 9 5 |
| | | | | | | | | | 214 H | Brown | 5 1 |
| | | | | | | | | | 214 H | Brown | 3 1 |
| | | | | | | | | | 214 H | Brown | 8 9 |
| | | | | | | | | | 214 H | Brown | 7 1 |
| | | | | | | | | | 216 A | Holy Cross | 2 5 |
| | | | | | | | | | 235 A | The Citadel | 10 9 |
| | | | | | | | | | 235 A | The Citadel | 4 5 |
| | | | | | | | | | 235 A | The Citadel | 7 8 |
| | | | | | | | | | 235 A | The Citadel | 7 2 |
| | | | | | | | | | 256 A | Siena | 9 9 |
| | | | | | | 98 H | Boston College | 8 3 | | | |
| <hr/> | | | | | | | | | | | |
| | | | LAST 10 GAMES | | | | | | | | |
| | | | 181 A | Harvard | 3 0 | 67 A | Yale | 0 8 | 235 A | The Citadel | 4 5 |
| | | | 181 A | Harvard | 7 8 | 67 A | Yale | 3 11 | 235 A | The Citadel | 7 8 |
| | | | 181 H | Harvard | 2 1 | 67 A | Yale | 7 2 | 235 A | The Citadel | 7 2 |
| | | | 181 H | Harvard | 6 7 | 67 A | Yale | 1 6 | | | |
| | | | 256 A | Siena | 9 9 | | | | | | |

Non-Div. I Games: Chicago 19 11 Southern Me. 9 1

Dartmouth

| Average RPI Win: 228 | | WON-LOST | WINNING | LAST 10 | STRENGTH OF | | OPP. STRENGTH | TEAM | ADJ | | CONF. | ADJ CONF. | | | |
|-----------------------|------------|----------|-----------|---------|----------------|-------|---------------|-------|--------------|-------|----------|-----------|----------------|-------|---|
| Average RPI Loss: 138 | | RECORD | PCT. RANK | GAMES | SCHEDULE | | OF SCHEDULE | RPI | RPI | | RPI | RPI | | | |
| DIV. I ONLY | | 29-10-0 | .74359 | 13 | 7-2-0 | | 285 | 214 | 126 | | 24 | 24 | | | |
| DIV. I NON-CONF. | | 13-7-0 | .65 | 59 | 2-1-0 | | 261 | 136 | 108 | | 22 | 22 | | | |
| TOTALS | | RPI 1-25 | RPI 26-50 | | W-L RECORDS | | RPI 51-100 | | RPI 101-150 | | RPI 150+ | | | | |
| 29-10-0 | | 2-1-0 | 0-0-0 | | OVERALL | | 1-4-0 | | 0-1-0 | | 26-4-0 | | | | |
| 18-3-0 | | 0-0-0 | 0-0-0 | | HOME | | 1-1-0 | | 0-0-0 | | 17-2-0 | | | | |
| 9-6-0 | | 2-1-0 | 0-0-0 | | AWAY | | 0-3-0 | | 0-1-0 | | 7-1-0 | | | | |
| 2-1-0 | | 0-0-0 | 0-0-0 | | NEUTRAL | | 0-0-0 | | 0-0-0 | | 2-1-0 | | | | |
| 13-7-0 | | 2-1-0 | 0-0-0 | | NON-CONFERENCE | | 1-4-0 | | 0-1-0 | | 10-1-0 | | | | |
| 5-1-0 | | 0-0-0 | 0-0-0 | | HOME | | 1-1-0 | | 0-0-0 | | 4-0-0 | | | | |
| 6-5-0 | | 2-1-0 | 0-0- | | AWAY | | 0-3-0 | | 0-1-0 | | 4-0-0 | | | | |
| 2-1-0 | | 0-0-0 | 0-0-0 | | NEUTRAL | | 0-0-0 | | 0-0-0 | | 2-1-0 | | | | |
| 16-3-0 | | 0-0-0 | 0-0-0 | | CONFERENCE | | 0-0-0 | | 0-0-0 | | 16-3-0 | | | | |
| 13-2-0 | | 0-0-0 | 0-0-0 | | HOME | | 0-0-0 | | 0-0-0 | | 13-2-0 | | | | |
| 3-1-0 | | 0-0-0 | 0-0-0 | | AWAY | | 0-0-0 | | 0-0-0 | | 3-1-0 | | | | |
| 0-0-0 | | 0-0-0 | 0-0-0 | | NEUTRAL | | 0-0-0 | | 0-0-0 | | 0-0-0 | | | | |
| RPI S | Opponent | Score | | RPI S | Opponent | Score | | RPI S | Opponent | Score | | RPI S | Opponent | Score | |
| 25 A | Vanderbilt | 5 | 3 | | | | | 55 H | Georgia Tech | 0 | 3 | 128 A | New Orleans | 5 | 8 |
| 25 A | Vanderbilt | 5 | 2 | | | | | 55 H | Georgia Tech | 1 | 0 | 194 H | Valparaiso | 8 | 1 |
| 25 A | Vanderbilt | 2 | 6 | | | | | 71 A | Missouri | 4 | 6 | 194 H | Valparaiso | 2 | 4 |
| | | | | | | | | 71 A | Missouri | 2 | 7 | 194 H | Valparaiso | 10 | 7 |
| | | | | | | | | 71 A | Missouri | 10 | 11 | 238 A | Northwestern | 9 | 2 |
| | | | | | | | | | | | | 238 A | Northwestern | 7 | 1 |
| | | | | | | | | | | | | 238 H | Northwestern | 3 | 0 |
| | | | | | | | | | | | | 239 A | Northern Ky. | 5 | 3 |
| | | | | | | | | | | | | 239 A | Northern Ky. | 2 | 6 |
| | | | | | | | | | | | | 239 H | Northern Ky. | 5 | 2 |
| | | | | | | | | | | | | 239 H | Northern Ky. | 7 | 2 |
| | | | | | | | | | | | | 239 H | Northern Ky. | 4 | 0 |
| | | | | | | | | | | | | 241 A | Northern Ill. | 17 | 3 |
| | | | | | | | | | | | | 241 H | Northern Ill. | 6 | 1 |
| | | | | | | | | | | | | 242 H | Oakland | 3 | 6 |
| | | | | | | | | | | | | 242 H | Oakland | 5 | 1 |
| | | | | | | | | | | | | 242 H | Oakland | 14 | 7 |
| | | | | | | | | | | | | 252 H | Milwaukee | 8 | 7 |
| | | | | | | | | | | | | 252 H | Milwaukee | 5 | 0 |
| | | | | | | | | | | | | 252 H | Milwaukee | 11 | 4 |
| | | | | | | | | | | | | 263 A | Youngstown St. | 6 | 2 |
| | | | | | | | | | | | | 263 A | Youngstown St. | 23 | 2 |
| | | | | | | | | | | | | 263 H | Youngstown St. | 3 | 0 |
| | | | | | | | | | | | | 263 H | Youngstown St. | 1 | 0 |
| | | | | | | | | | | | | 263 H | Youngstown St. | 10 | 2 |
| | | | | | | | | | | | | 281 A | Chicago St. | 4 | 3 |
| | | | | | | | | | | | | 281 H | Chicago St. | 8 | 0 |
| LAST 10 GAMES | | | | | | | | | | | | | | | |
| | | | | 55 H | Georgia Tech | 1 | 0 | | | | | 263 A | Youngstown St. | 6 | 2 |
| | | | | 55 H | Georgia Tech | 0 | 3 | | | | | 263 A | Youngstown St. | 23 | 2 |
| | | | | 281 H | Chicago St. | 7 | 0 | | | | | 239 H | Northern Ky. | 7 | 2 |
| | | | | 239 A | Northern Ky. | 5 | 3 | | | | | 239 H | Northern Ky. | 4 | 0 |
| | | | | 239 A | Northern Ky. | 2 | 6 | | | | | 239 H | Northern Ky. | 5 | 2 |

Non-Div. I Games: Viterbo 9 2

Ill.-Chicago

| RPI | S | Opponent | Score | |
|-----|---|--------------|-------|---|
| 281 | H | Chicago St. | 7 | 0 |
| 282 | N | Grambling | 9 | 3 |
| 285 | N | Prairie View | 6 | 1 |
| 285 | N | Prairie View | 4 | 5 |

Ill.-Chicago

I
l
l
.
-
C
h
i
c
a
g
o

I
l
l
.
-
C
h
i
c
a
g
o

| Average RPI Win: 211 | | WON-LOST RECORD | | WINNING PCT. RANK | | LAST 10 GAMES | | STRENGTH OF SCHEDULE | | OPP. STRENGTH OF SCHEDULE | | TEAM RPI | | ADJ RPI | | CONF. RPI | | ADJ CONF. RPI | | | | | |
|-----------------------|---|-----------------|--|-------------------|----|----------------|---|----------------------|--|---------------------------|---|----------|---|-------------------|--|-----------|----|---------------|---|-------------------|--|----|----|
| Average RPI Loss: 132 | | 21-21-0 | | .5 144 | | 8-2-0 | | 165 | | 246 | | 127 | | .50734 127 | | 30 | | 30 | | | | | |
| DIV. I ONLY | | 21-21-0 | | .5 144 | | 8-2-0 | | 165 | | 246 | | 127 | | .50734 127 | | 30 | | 30 | | | | | |
| DIV. I NON-CONF. | | 7-17-0 | | .29167 256 | | 1-0-0 | | 112 | | 56 | | 166 | | .49088 166 | | 27 | | 27 | | | | | |
| TOTALS | | RPI 1-25 | | RPI 26-50 | | W-L RECORDS | | RPI 51-100 | | RPI 101-150 | | RPI 150+ | | | | | | | | | | | |
| 21-21-0 | | 0-6-0 | | 2-0-0 | | OVERALL | | 1-2-0 | | 2-3-0 | | 16-10-0 | | | | | | | | | | | |
| 11-1-0 | | 0-0-0 | | 2-0-0 | | HOME | | 0-0-0 | | 0-0-0 | | 9-1-0 | | | | | | | | | | | |
| 10-20-0 | | 0-6-0 | | 0-0-0 | | AWAY | | 1-2-0 | | 2-3-0 | | 7-9-0 | | | | | | | | | | | |
| 0-0-0 | | 0-0-0 | | 0-0-0 | | NEUTRAL | | 0-0-0 | | 0-0-0 | | 0-0-0 | | | | | | | | | | | |
| 7-17-0 | | 0-6-0 | | 2-0-0 | | NON-CONFERENCE | | 1-2-0 | | 2-3-0 | | 2-6-0 | | | | | | | | | | | |
| 2-0-0 | | 0-0-0 | | 2-0-0 | | HOME | | 0-0-0 | | 0-0-0 | | 0-0-0 | | | | | | | | | | | |
| 5-17-0 | | 0-6-0 | | 0-0- | | AWAY | | 1-2-0 | | 2-3-0 | | 2-6-0 | | | | | | | | | | | |
| 0-0-0 | | 0-0-0 | | 0-0-0 | | NEUTRAL | | 0-0-0 | | 0-0-0 | | 0-0-0 | | | | | | | | | | | |
| 14-4-0 | | 0-0-0 | | 0-0-0 | | CONFERENCE | | 0-0-0 | | 0-0-0 | | 14-4-0 | | | | | | | | | | | |
| 9-1-0 | | 0-0-0 | | 0-0-0 | | HOME | | 0-0-0 | | 0-0-0 | | 9-1-0 | | | | | | | | | | | |
| 5-3-0 | | 0-0-0 | | 0-0-0 | | AWAY | | 0-0-0 | | 0-0-0 | | 5-3-0 | | | | | | | | | | | |
| 0-0-0 | | 0-0-0 | | 0-0-0 | | NEUTRAL | | 0-0-0 | | 0-0-0 | | 0-0-0 | | | | | | | | | | | |
| RPI | S | Opponent | | Score | | RPI | S | Opponent | | Score | | RPI | S | Opponent | | Score | | | | | | | |
| 16 | A | Arkansas | | 8 | 11 | 46 | H | UConn | | 9 | 3 | 56 | A | Liberty | | 1 | 4 | 124 | A | New Mexico St. | | 13 | 7 |
| 16 | A | Arkansas | | 7 | 13 | 48 | H | Rhode Island | | 3 | 2 | 56 | A | Liberty | | 9 | 6 | 124 | A | New Mexico St. | | 6 | 3 |
| 16 | A | Arkansas | | 6 | 16 | | | | | | | 56 | A | Liberty | | 1 | 3 | 124 | A | New Mexico St. | | 7 | 20 |
| 20 | A | Maryland | | 1 | 7 | | | | | | | | | | | | | 124 | A | New Mexico St. | | 3 | 4 |
| 20 | A | Maryland | | 2 | 9 | | | | | | | | | | | | | 147 | A | Hartford | | 7 | 8 |
| 20 | A | Maryland | | 0 | 4 | | | | | | | | | | | | | 163 | A | Central Conn. St. | | 6 | 3 |
| | | | | | | | | | | | | | | | | | | 163 | A | Central Conn. St. | | 7 | 0 |
| | | | | | | | | | | | | | | | | | | 163 | A | Central Conn. St. | | 7 | 9 |
| | | | | | | | | | | | | | | | | | | 163 | A | Central Conn. St. | | 0 | 8 |
| | | | | | | | | | | | | | | | | | | 214 | A | Brown | | 3 | 5 |
| | | | | | | | | | | | | | | | | | | 214 | A | Brown | | 3 | 4 |
| | | | | | | | | | | | | | | | | | | 214 | A | Brown | | 4 | 5 |
| | | | | | | | | | | | | | | | | | | 214 | A | Brown | | 7 | 2 |
| | | | | | | | | | | | | | | | | | | 218 | A | Saint Joseph's | | 1 | 5 |
| | | | | | | | | | | | | | | | | | | 218 | A | Saint Joseph's | | 1 | 4 |
| | | | | | | | | | | | | | | | | | | 218 | A | Saint Joseph's | | 4 | 5 |
| | | | | | | | | | | | | | | | | | | 243 | A | Quinnipiac | | 7 | 6 |
| | | | | | | | | | | | | | | | | | | 251 | H | LIU Brooklyn | | 13 | 11 |
| | | | | | | | | | | | | | | | | | | 251 | H | LIU Brooklyn | | 7 | 2 |
| | | | | | | | | | | | | | | | | | | 251 | H | LIU Brooklyn | | 8 | 5 |
| | | | | | | | | | | | | | | | | | | 251 | H | LIU Brooklyn | | 4 | 8 |
| | | | | | | | | | | | | | | | | | | 258 | H | Sacred Heart | | 8 | 5 |
| | | | | | | | | | | | | | | | | | | 258 | H | Sacred Heart | | 7 | 5 |
| | | | | | | | | | | | | | | | | | | 276 | A | Wagner | | 6 | 5 |
| | | | | | | | | | | | | | | | | | | 276 | A | Wagner | | 5 | 4 |
| | | | | | | | | | | | | | | | | | | 276 | A | Wagner | | 1 | 7 |
| | | | | | | | | | | | | | | | | | | 276 | A | Wagner | | 1 | 0 |
| | | | | LAST 10 GAMES | | | | | | | | | | | | | | | | | | | |
| | | | | | | 288 | H | Fairleigh Dickinson | | 7 | 6 | 163 | A | Central Conn. St. | | 0 | 8 | 258 | H | Sacred Heart | | 7 | 5 |
| | | | | | | 288 | H | Fairleigh Dickinson | | 11 | 0 | 163 | A | Central Conn. St. | | 7 | 0 | 276 | A | Wagner | | 6 | 5 |
| | | | | | | 288 | H | Fairleigh Dickinson | | 11 | 3 | 163 | A | Central Conn. St. | | 6 | 3 | 276 | A | Wagner | | 5 | 4 |
| | | | | | | 288 | H | Fairleigh Dickinson | | 15 | 5 | 243 | A | Quinnipiac | | 7 | 6 | 276 | A | Wagner | | 1 | 7 |
| | | | | | | 163 | A | Central Conn. St. | | 7 | 9 | 251 | H | LIU Brooklyn | | 13 | 11 | 276 | A | Wagner | | 1 | 0 |

Non-Div. I Games:

Bryant

| RPI | S | Opponent | Score | |
|-----|---|---------------------|-------|---|
| 288 | H | Fairleigh Dickinson | 15 | 5 |
| 288 | H | Fairleigh Dickinson | 11 | 3 |
| 288 | H | Fairleigh Dickinson | 11 | 0 |
| 288 | H | Fairleigh Dickinson | 7 | 6 |

Bryant

B
r
y
a
n
t

B
r
y
a
n
t

| Average RPI Win: | 200 | WON-LOST | WINNING | LAST 10 | STRENGTH OF | OPP. STRENGTH | TEAM | ADJ | CONF. | ADJ CONF. | | | | | |
|-------------------|----------------|-----------|-----------|----------------|------------------|---------------|------|-------------|----------|-----------|----|-------|--------------------|-------|----|
| Average RPI Loss: | 68 | RECORD | PCT. RANK | GAMES | SCHEDULE | OF SCHEDULE | RPI | RPI | RPI | RPI | | | | | |
| DIV. I ONLY | | 22-22-1 | .5 | 144 | 3-6-1 | 95 | 137 | 128 | .50718 | 128 | 12 | 12 | | | |
| DIV. I NON-CONF. | | 12-11-1 | .52083 | 137 | 1-3-1 | 33 | 171 | 100 | .52532 | 100 | 13 | 13 | | | |
| <hr/> | | | | | | | | | | | | | | | |
| TOTALS | RPI 1-25 | RPI 26-50 | | W-L RECORDS | | RPI 51-100 | | RPI 101-150 | | RPI 150+ | | | | | |
| 22-22-1 | 2-7-0 | 0-8-0 | | OVERALL | | 1-0-0 | | 5-5-0 | | 14-2-1 | | | | | |
| 17-8-0 | 1-1-0 | 0-3-0 | | HOME | | 1-0-0 | | 4-3-0 | | 11-1-0 | | | | | |
| 4-14-1 | 1-6-0 | 0-5-0 | | AWAY | | 0-0-0 | | 1-2-0 | | 2-1-1 | | | | | |
| 1-0-0 | 0-0-0 | 0-0-0 | | NEUTRAL | | 0-0-0 | | 0-0-0 | | 1-0-0 | | | | | |
| <hr/> | | | | | | | | | | | | | | | |
| 12-11-1 | 2-7-0 | 0-2-0 | | NON-CONFERENCE | | 1-0-0 | | 2-2-0 | | 7-0-1 | | | | | |
| 10-4-0 | 1-1-0 | 0-1-0 | | HOME | | 1-0-0 | | 2-2-0 | | 6-0-0 | | | | | |
| 1-7-1 | 1-6-0 | 0-0- | | AWAY | | 0-0-0 | | 0-0-0 | | 0-0-1 | | | | | |
| 1-0-0 | 0-0-0 | 0-0-0 | | NEUTRAL | | 0-0-0 | | 0-0-0 | | 1-0-0 | | | | | |
| <hr/> | | | | | | | | | | | | | | | |
| 10-11-0 | 0-0-0 | 0-6-0 | | CONFERENCE | | 0-0-0 | | 3-3-0 | | 7-2-0 | | | | | |
| 7-4-0 | 0-0-0 | 0-2-0 | | HOME | | 0-0-0 | | 2-1-0 | | 5-1-0 | | | | | |
| 3-7-0 | 0-0-0 | 0-4-0 | | AWAY | | 0-0-0 | | 1-2-0 | | 2-1-0 | | | | | |
| 0-0-0 | 0-0-0 | 0-0-0 | | NEUTRAL | | 0-0-0 | | 0-0-0 | | 0-0-0 | | | | | |
| <hr/> | | | | | | | | | | | | | | | |
| RPI S | Opponent | Score | | RPI S | Opponent | Score | | RPI S | Opponent | Score | | RPI S | Opponent | Score | |
| 15 A | LSU | 7 | 4 | 26 A | McNeese | 0 | 5 | 82 H | Tulane | 9 | 5 | 101 H | Troy | 3 | 4 |
| 15 H | LSU | 11 | 8 | 26 A | McNeese | 3 | 5 | | | | | 101 H | Troy | 3 | 2 |
| 16 A | Arkansas | 2 | 5 | 26 A | McNeese | 7 | 9 | | | | | 101 H | Troy | 9 | 12 |
| 19 A | Missouri St. | 2 | 7 | 38 A | Southeastern La. | 3 | 8 | | | | | 126 H | Ill.-Chicago | 8 | 5 |
| 21 A | Southern Miss. | 4 | 8 | 38 H | Southeastern La. | 0 | 8 | | | | | 129 A | Central Ark. | 5 | 6 |
| 21 H | Southern Miss. | 0 | 6 | 38 H | Southeastern La. | 2 | 4 | | | | | 129 A | Central Ark. | 0 | 10 |
| 22 A | Texas | 3 | 4 | 43 A | South Ala. | 7 | 10 | | | | | 129 A | Central Ark. | 11 | 4 |
| 22 A | Texas | 1 | 7 | 43 H | South Ala. | 6 | 9 | | | | | 137 H | Lamar University | 1 | 9 |
| 22 A | Texas | 2 | 3 | | | | | | | | | 137 H | Lamar University | 2 | 0 |
| | | | | | | | | | | | | 137 H | Lamar University | 6 | 0 |
| | | | | | | | | | | | | 209 A | Jackson St. | 5 | 5 |
| | | | | | | | | | | | | 209 H | Jackson St. | 16 | 2 |
| | | | | | | | | | | | | 220 H | A&M-Corpus Christi | 10 | 3 |
| | | | | | | | | | | | | 220 H | A&M-Corpus Christi | 4 | 8 |
| | | | | | | | | | | | | 220 H | A&M-Corpus Christi | 10 | 9 |
| | | | | | | | | | | | | 253 H | Abilene Christian | 12 | 6 |
| | | | | | | | | | | | | 253 H | Abilene Christian | 8 | 6 |
| | | | | | | | | | | | | 253 H | Abilene Christian | 9 | 8 |
| | | | | | | | | | | | | 264 A | Incarnate Word | 9 | 10 |
| | | | | | | | | | | | | 264 A | Incarnate Word | 9 | 2 |
| | | | | | | | | | | | | 264 A | Incarnate Word | 15 | 7 |
| | | | | LAST 10 GAMES | | | | | | | | 282 N | Grambling | 10 | 1 |
| | | | | 282 N | Grambling | 10 | 1 | 22 A | Texas | 3 | 4 | 285 H | Prairie View | 14 | 0 |
| | | | | 264 A | Incarnate Word | 9 | 10 | 22 A | Texas | 2 | 3 | 286 H | Alcorn | 14 | 0 |
| | | | | 264 A | Incarnate Word | 9 | 2 | 22 A | Texas | 1 | 7 | 286 H | Alcorn | 10 | 0 |
| | | | | 264 A | Incarnate Word | 15 | 7 | 26 A | McNeese | 7 | 9 | 286 H | Alcorn | 7 | 6 |
| | | | | 209 A | Jackson St. | 5 | 5 | 26 A | McNeese | 3 | 5 | 294 H | Southern U. | 5 | 0 |

| Average RPI Win: 171 | | WON-LOST RECORD | | WINNING PCT. RANK | | LAST 10 GAMES | | STRENGTH OF SCHEDULE | | OPP. STRENGTH OF SCHEDULE | | TEAM RPI | | ADJ RPI | | CONF. RPI | | ADJ CONF. RPI | | | |
|----------------------|---|-----------------|--|-------------------|----|--------------------|---|----------------------|----|---------------------------|---|-----------------|---|-------------|----|-----------|----|--------------------|--|----|----|
| DIV. I ONLY | | 24-20-0 | | .54545 111 | | 6-4-0 | | 166 | | 107 | | 129 | | .50717 129 | | 12 | | 12 | | | |
| DIV. I NON-CONF. | | 12-11-0 | | .52174 131 | | 1-3-0 | | 204 | | 67 | | 170 | | .48736 170 | | 13 | | 13 | | | |
| TOTALS | | RPI 1-25 | | RPI 26-50 | | W-L RECORDS | | RPI 51-100 | | RPI 101-150 | | RPI 150+ | | | | | | | | | |
| 24-20-0 | | 0-5-0 | | 0-3-0 | | OVERALL | | 6-3-0 | | 5-2-0 | | 13-7-0 | | | | | | | | | |
| 15-8-0 | | 0-0-0 | | 0-3-0 | | HOME | | 4-2-0 | | 3-1-0 | | 8-2-0 | | | | | | | | | |
| 9-11-0 | | 0-5-0 | | 0-0-0 | | AWAY | | 2-1-0 | | 2-1-0 | | 5-4-0 | | | | | | | | | |
| 0-1-0 | | 0-0-0 | | 0-0-0 | | NEUTRAL | | 0-0-0 | | 0-0-0 | | 0-1-0 | | | | | | | | | |
| 12-11-0 | | 0-5-0 | | 0-0-0 | | NON-CONFERENCE | | 3-3-0 | | 1-0-0 | | 8-3-0 | | | | | | | | | |
| 10-4-0 | | 0-0-0 | | 0-0-0 | | HOME | | 1-2-0 | | 1-0-0 | | 8-2-0 | | | | | | | | | |
| 2-6-0 | | 0-5-0 | | 0-0- | | AWAY | | 2-1-0 | | 0-0-0 | | 0-0-0 | | | | | | | | | |
| 0-1-0 | | 0-0-0 | | 0-0-0 | | NEUTRAL | | 0-0-0 | | 0-0-0 | | 0-1-0 | | | | | | | | | |
| 12-9-0 | | 0-0-0 | | 0-3-0 | | CONFERENCE | | 3-0-0 | | 4-2-0 | | 5-4-0 | | | | | | | | | |
| 5-4-0 | | 0-0-0 | | 0-3-0 | | HOME | | 3-0-0 | | 2-1-0 | | 0-0-0 | | | | | | | | | |
| 7-5-0 | | 0-0-0 | | 0-0-0 | | AWAY | | 0-0-0 | | 2-1-0 | | 5-4-0 | | | | | | | | | |
| 0-0-0 | | 0-0-0 | | 0-0-0 | | NEUTRAL | | 0-0-0 | | 0-0-0 | | 0-0-0 | | | | | | | | | |
| RPI | S | Opponent | | Score | | RPI | S | Opponent | | Score | | RPI | S | Opponent | | Score | | | | | |
| 19 | A | Missouri St. | | 0 | 5 | 26 | H | McNeese | | 3 | 6 | 128 | H | New Orleans | | 10 | 0 | | | | |
| 19 | A | Missouri St. | | 3 | 5 | 26 | H | McNeese | | 3 | 5 | 128 | H | New Orleans | | 4 | 11 | | | | |
| 19 | A | Missouri St. | | 0 | 4 | 26 | H | McNeese | | 3 | 5 | 128 | H | New Orleans | | 6 | 5 | | | | |
| 25 | A | Vanderbilt | | 5 | 10 | | | | | 53 | A | Oklahoma St. | | 11 | 5 | 134 | H | Southeast Mo. St. | | 5 | 4 |
| 25 | A | Vanderbilt | | 1 | 9 | | | | | 77 | H | Sam Houston St. | | 3 | 2 | 135 | A | Houston Baptist | | 3 | 5 |
| | | | | | | | | | | 77 | H | Sam Houston St. | | 7 | 5 | 135 | A | Houston Baptist | | 17 | 4 |
| | | | | | | | | | | 77 | H | Sam Houston St. | | 5 | 3 | 135 | A | Houston Baptist | | 4 | 3 |
| | | | | | | | | | | 88 | A | Tennessee Tech | | 10 | 6 | 188 | H | Eastern Ill. | | 6 | 1 |
| | | | | | | | | | | 88 | A | Tennessee Tech | | 6 | 11 | 188 | H | Eastern Ill. | | 2 | 4 |
| | | | | | | | | | | | | | | | | 188 | H | Eastern Ill. | | 10 | 6 |
| | | | | | | | | | | | | | | | | 188 | H | Eastern Ill. | | 8 | 1 |
| | | | | | | | | | | | | | | | | 215 | A | Northwestern St. | | 2 | 3 |
| | | | | | | | | | | | | | | | | 215 | A | Northwestern St. | | 9 | 3 |
| | | | | | | | | | | | | | | | | 215 | A | Northwestern St. | | 1 | 0 |
| | | | | | | | | | | | | | | | | 219 | H | Little Rock | | 12 | 3 |
| | | | | | | | | | | | | | | | | 219 | N | Little Rock | | 6 | 11 |
| | | | | | | | | | | | | | | | | 220 | A | A&M-Corpus Christi | | 15 | 13 |
| | | | | | | | | | | | | | | | | 220 | A | A&M-Corpus Christi | | 2 | 3 |
| | | | | | | | | | | | | | | | | 220 | A | A&M-Corpus Christi | | 8 | 4 |
| | | | | | | | | | | | | | | | | 264 | A | Incarnate Word | | 8 | 9 |
| | | | | | | | | | | | | | | | | 264 | A | Incarnate Word | | 15 | 10 |
| | | | | | | | | | | | | | | | | 264 | A | Incarnate Word | | 3 | 5 |
| | | | | | | | | | | | | | | | | 266 | H | Evansville | | 3 | 9 |
| | | | | | | | | | | | | | | | | 266 | H | Evansville | | 10 | 9 |
| | | | | | | | | | | | | | | | | 266 | H | Evansville | | 16 | 9 |
| | | | | | | | | | | | | | | | | 284 | H | Ark.-Pine Bluff | | 9 | 3 |
| | | | | | | | | | | | | | | | | 293 | H | Mississippi Val. | | 9 | 2 |
| | | | | LAST 10 GAMES | | | | | | | | | | | | | | | | | |
| | | | | 220 | A | A&M-Corpus Christi | | 2 | 3 | 77 | H | Sam Houston St. | | 5 | 3 | 266 | H | Evansville | | 3 | 9 |
| | | | | 220 | A | A&M-Corpus Christi | | 15 | 13 | 77 | H | Sam Houston St. | | 3 | 2 | 266 | H | Evansville | | 10 | 9 |
| | | | | 220 | A | A&M-Corpus Christi | | 8 | 4 | 51 | H | DBU | | 1 | 7 | 266 | H | Evansville | | 16 | 9 |
| | | | | 219 | N | Little Rock | | 6 | 11 | 51 | H | DBU | | 0 | 4 | 284 | H | Ark.-Pine Bluff | | 9 | 3 |
| | | | | 77 | H | Sam Houston St. | | 7 | 5 | 51 | H | DBU | | 10 | 4 | 293 | H | Mississippi Val. | | 9 | 2 |

Non-Div. I Games:

Central Ark.

Cal Poly

Cal Poly

Ilinois

Il
l
l
i
n
o
i
s

Illinois

| | | | | | | | | | | | | |
|-------------------|----------|-----------|-----------|------------------------|-------------|----------------------|-------|-------------|--------|----------------------|-------|----|
| Average RPI Win: | 185 | WON-LOST | WINNING | LAST 10 | STRENGTH OF | OPP. STRENGTH | TEAM | ADJ | CONF. | ADJ CONF. | | |
| Average RPI Loss: | 111 | RECORD | PCT. RANK | GAMES | SCHEDULE | OF SCHEDULE | RPI | RPI | RPI | RPI | | |
| DIV. I ONLY | | 22-24-0 | .47826 | 170 | 4-6-0 | 117 | 170 | 132 | .50584 | 132 | 13 | 13 |
| DIV. I NON-CONF. | | 15-10-0 | .6 | 85 | 2-2-0 | 139 | 216 | 80 | .53516 | 80 | 11 | 11 |
| <hr/> | | | | | | | | | | | | |
| TOTALS | RPI 1-25 | RPI 26-50 | | W-L RECORDS | | RPI 51-100 | | RPI 101-150 | | RPI 150+ | | |
| 22-24-0 | 0-0-0 | 0-0-0 | | OVERALL | | 5-15-0 | | 4-4-0 | | 13-5-0 | | |
| 11-7-0 | 0-0-0 | 0-0-0 | | HOME | | 3-4-0 | | 0-0-0 | | 8-3-0 | | |
| 9-17-0 | 0-0-0 | 0-0-0 | | AWAY | | 1-11-0 | | 4-4-0 | | 4-2-0 | | |
| 2-0-0 | 0-0-0 | 0-0-0 | | NEUTRAL | | 1-0-0 | | 0-0-0 | | 1-0-0 | | |
| <hr/> | | | | | | | | | | | | |
| 15-10-0 | 0-0-0 | 0-0-0 | | NON-CONFERENCE | | 2-3-0 | | 4-4-0 | | 9-3-0 | | |
| 7-2-0 | 0-0-0 | 0-0-0 | | HOME | | 1-0-0 | | 0-0-0 | | 6-2-0 | | |
| 6-8-0 | 0-0-0 | 0-0- | | AWAY | | 0-3-0 | | 4-4-0 | | 2-1-0 | | |
| 2-0-0 | 0-0-0 | 0-0-0 | | NEUTRAL | | 1-0-0 | | 0-0-0 | | 1-0-0 | | |
| <hr/> | | | | | | | | | | | | |
| 7-14-0 | 0-0-0 | 0-0-0 | | CONFERENCE | | 3-12-0 | | 0-0-0 | | 4-2-0 | | |
| 4-5-0 | 0-0-0 | 0-0-0 | | HOME | | 2-4-0 | | 0-0-0 | | 2-1-0 | | |
| 3-9-0 | 0-0-0 | 0-0-0 | | AWAY | | 1-8-0 | | 0-0-0 | | 2-1-0 | | |
| 0-0-0 | 0-0-0 | 0-0-0 | | NEUTRAL | | 0-0-0 | | 0-0-0 | | 0-0-0 | | |
| <hr/> | | | | | | | | | | | | |
| RPI | S | Opponent | Score | RPI | S | Opponent | Score | RPI | S | Opponent | Score | |
| | | | | 54 A San Diego | | | | 2 | 8 | 103 A San Diego St. | 2 | 4 |
| | | | | 54 A San Diego | | | | 4 | 8 | 113 A Grand Canyon | 11 | 8 |
| | | | | 54 A San Diego | | | | 4 | 6 | 113 A Grand Canyon | 4 | 5 |
| | | | | 58 A BYU | | | | 5 | 11 | 113 A Grand Canyon | 13 | 6 |
| | | | | 58 A BYU | | | | 5 | 8 | 138 A Hawaii | 3 | 1 |
| | | | | 58 A BYU | | | | 6 | 19 | 138 A Hawaii | 3 | 1 |
| | | | | 64 A Coastal Caro. | | | | 1 | 6 | 138 A Hawaii | 2 | 3 |
| | | | | 64 A Coastal Caro. | | | | 5 | 7 | 138 A Hawaii | 2 | 3 |
| | | | | 65 H Loyola Marymount | | | | 4 | 0 | 190 A Fresno St. | 7 | 6 |
| | | | | 65 H Loyola Marymount | | | | 2 | 3 | 190 H Fresno St. | 3 | 6 |
| | | | | 65 H Loyola Marymount | | | | 5 | 6 | 217 N Albany (NY) | 12 | 11 |
| | | | | 72 H Saint Mary's (CA) | | | | 3 | 5 | 222 A Sacramento St. | 5 | 9 |
| | | | | 72 H Saint Mary's (CA) | | | | 8 | 1 | 222 H Sacramento St. | 14 | 6 |
| | | | | 72 H Saint Mary's (CA) | | | | 1 | 2 | 227 A Nevada | 9 | 6 |
| | | | | 73 A California | | | | 0 | 1 | 227 H Nevada | 7 | 1 |
| | | | | 73 H California | | | | 7 | 2 | 255 H Utah Valley | 4 | 1 |
| | | | | 78 A Gonzaga | | | | 1 | 8 | 257 A Santa Clara | 4 | 2 |
| | | | | 78 A Gonzaga | | | | 3 | 4 | 257 A Santa Clara | 12 | 7 |
| | | | | 78 A Gonzaga | | | | 7 | 2 | 257 A Santa Clara | 2 | 3 |
| | | | | 84 N Winthrop | | | | 11 | 6 | 261 H Northern Colo. | 8 | 3 |
| LAST 10 GAMES | | | | 261 H Northern Colo. | | | | 7 | 6 | | | |
| | | | | 261 H Northern Colo. | | | | 11 | 4 | | | |
| | | | | 261 H Northern Colo. | | | | 2 | 3 | | | |
| | | | | 279 H Portland | | | | 12 | 2 | | | |
| | | | | 279 H Portland | | | | 1 | 4 | | | |
| | | | | 279 H Portland | | | | 4 | 0 | | | |
| 73 A California | | | | 0 | 1 | 257 A Santa Clara | 12 | 7 | | | | |
| 58 A BYU | | | | 5 | 11 | 257 A Santa Clara | 4 | 2 | | | | |
| 58 A BYU | | | | 5 | 8 | 257 A Santa Clara | 2 | 3 | | | | |
| 58 A BYU | | | | 6 | 19 | 222 H Sacramento St. | 14 | 6 | | | | |
| 73 H California | | | | 7 | 2 | 222 A Sacramento St. | 5 | 9 | | | | |

Non-Div. I Games:

San Francisco

[illegible]

Non-Div. I Games:

Virginia Tech

| Average RPI Win: | 163 | WON-LOST RECORD | WINNING PCT. RANK | LAST 10 GAMES | STRENGTH OF SCHEDULE | OPP. STRENGTH OF SCHEDULE | TEAM RPI | ADJ RPI | CONF. RPI | ADJ CONF. RPI | | |
|------------------|----------------|-----------------|-------------------|----------------|----------------------|---------------------------|------------------|-------------|-----------|------------------|-------|----|
| DIV. I ONLY | | 22-21-0 | .51163 | 134 | 3-7-0 | 102 | 222 | 134 | .50543 | 134 | 17 | 17 |
| DIV. I NON-CONF. | | 10-9-0 | .52632 | 127 | 1-2-0 | 56 | 263 | 113 | .51724 | 113 | 20 | 20 |
| ----- | | | | | | | | | | | | |
| TOTALS | RPI 1-25 | RPI 26-50 | | W-L RECORDS | | RPI 51-100 | | RPI 101-150 | | RPI 150+ | | |
| 22-21-0 | 1-0-0 | 0-0-0 | | OVERALL | | 4-5-0 | | 5-7-0 | | 12-9-0 | | |
| 15-7-0 | 1-0-0 | 0-0-0 | | HOME | | 2-4-0 | | 4-2-0 | | 8-1-0 | | |
| 6-13-0 | 0-0-0 | 0-0-0 | | AWAY | | 1-0-0 | | 1-5-0 | | 4-8-0 | | |
| 1-1-0 | 0-0-0 | 0-0-0 | | NEUTRAL | | 1-1-0 | | 0-0-0 | | 0-0-0 | | |
| 10-9-0 | 1-0-0 | 0-0-0 | | NON-CONFERENCE | | 3-3-0 | | 1-2-0 | | 5-4-0 | | |
| 7-3-0 | 1-0-0 | 0-0-0 | | HOME | | 1-2-0 | | 0-0-0 | | 5-1-0 | | |
| 2-5-0 | 0-0-0 | 0-0- | | AWAY | | 1-0-0 | | 1-2-0 | | 0-3-0 | | |
| 1-1-0 | 0-0-0 | 0-0-0 | | NEUTRAL | | 1-1-0 | | 0-0-0 | | 0-0-0 | | |
| 12-12-0 | 0-0-0 | 0-0-0 | | CONFERENCE | | 1-2-0 | | 4-5-0 | | 7-5-0 | | |
| 8-4-0 | 0-0-0 | 0-0-0 | | HOME | | 1-2-0 | | 4-2-0 | | 3-0-0 | | |
| 4-8-0 | 0-0-0 | 0-0-0 | | AWAY | | 0-0-0 | | 0-3-0 | | 4-5-0 | | |
| 0-0-0 | 0-0-0 | 0-0-0 | | NEUTRAL | | 0-0-0 | | 0-0-0 | | 0-0-0 | | |
| RPI S | Opponent | Score | RPI S | Opponent | Score | RPI S | Opponent | Score | RPI S | Opponent | Score | |
| 19 H | Missouri St. | 5 4 | | | | 71 A | Missouri | 6 5 | 116 H | Jacksonville St. | 7 6 | |
| | | | | | | 88 H | Tennessee Tech | 11 9 | 116 H | Jacksonville St. | 1 0 | |
| | | | | | | 88 H | Tennessee Tech | 8 9 | 116 H | Jacksonville St. | 7 17 | |
| | | | | | | 88 H | Tennessee Tech | 4 8 | 123 A | Morehead St. | 5 17 | |
| | | | | | | 95 H | Purdue | 5 13 | 123 A | Morehead St. | 9 12 | |
| | | | | | | 95 H | Purdue | 0 4 | 123 A | Morehead St. | 2 3 | |
| | | | | | | 95 H | Purdue | 17 7 | 129 A | Central Ark. | 4 5 | |
| | | | | | | 100 N | UT Arlington | 4 3 | 141 A | SFA | 3 1 | |
| | | | | | | 100 N | UT Arlington | 3 5 | 141 A | SFA | 2 3 | |
| | | | | | | | | | 145 H | Austin Peay | 10 0 | |
| | | | | | | | | | 145 H | Austin Peay | 7 11 | |
| | | | | | | | | | 145 H | Austin Peay | 5 3 | |
| | | | | | | | | | 152 A | Saint Louis | 5 6 | |
| | | | | | | | | | 152 H | Saint Louis | 13 2 | |
| | | | | | | | | | 179 A | Southern Ill. | 2 4 | |
| | | | | | | | | | 179 H | Southern Ill. | 5 7 | |
| | | | | | | | | | 185 A | Murray St. | 7 9 | |
| | | | | | | | | | 185 A | Murray St. | 1 11 | |
| | | | | | | | | | 185 A | Murray St. | 4 3 | |
| | | | | | | | | | 187 A | Arkansas St. | 1 10 | |
| | | | | | | | | | 187 H | Arkansas St. | 10 4 | |
| | | | | | | | | | 188 A | Eastern Ill. | 7 3 | |
| | | | | | | | | | 188 A | Eastern Ill. | 4 5 | |
| | | | | | | | | | 188 A | Eastern Ill. | 7 6 | |
| | | | | | | | | | 205 H | UT Martin | 13 4 | |
| | | | | | | | | | 205 H | UT Martin | 5 4 | |
| | | | | | | | | | 205 H | UT Martin | 14 1 | |
| LAST 10 GAMES | | | | | | | | | | | | |
| 152 A | Saint Louis | 5 6 | 185 A | Murray St. | 4 3 | 188 A | Eastern Ill. | 7 6 | 205 H | UT Martin | 13 4 | |
| 88 H | Tennessee Tech | 11 9 | 185 A | Murray St. | 1 11 | 188 A | Eastern Ill. | 7 6 | 205 H | UT Martin | 5 4 | |
| 88 H | Tennessee Tech | 8 9 | 185 A | Murray St. | 7 9 | 205 H | UT Martin | 13 4 | 205 H | UT Martin | 5 4 | |
| 88 H | Tennessee Tech | 4 8 | 152 H | Saint Louis | 13 2 | 116 H | Jacksonville St. | 7 17 | 205 H | UT Martin | 14 1 | |
| 179 H | Southern Ill. | 5 7 | | | | | | | | | | |

Non-Div. I Games:

Southeast Mo. St.

| RPI | S | Opponent | Score | |
|-----|---|--------------|-------|----|
| 240 | A | SIUE | 5 | 7 |
| 240 | A | SIUE | 10 | 15 |
| 240 | A | SIUE | 8 | 3 |
| 268 | H | Western Ill. | 22 | 2 |
| 268 | H | Western Ill. | 5 | 4 |
| 268 | H | Western Ill. | 5 | 1 |

Southeast Mo. St.
.
S
t
.
.

S
o
u
t
h
e
a
s
t
M
o
.
S
t
.
.

| | | | | | | | | | | | |
|-------------------|----------|-----------|-----------|----------------|-------------|------------------|-------|-------------|-------|-----------|-------|
| Average RPI Win: | 165 | WON-LOST | WINNING | LAST 10 | STRENGTH OF | OPP. STRENGTH | TEAM | ADJ | CONF. | ADJ CONF. | |
| Average RPI Loss: | 136 | RECORD | PCT. RANK | GAMES | SCHEDULE | OF SCHEDULE | RPI | RPI | RPI | RPI | |
| DIV. I ONLY | 22-18-0 | .55 | 106 | 7-3-0 | 139 | 147 | 135 | .50459 | 135 | 12 | 12 |
| DIV. I NON-CONF. | 8-10-0 | .44444 | 189 | 0-2-0 | 96 | 148 | 171 | .48726 | 171 | 13 | 13 |
| <hr/> | | | | | | | | | | | |
| TOTALS | RPI 1-25 | RPI 26-50 | | W-L RECORDS | | RPI 51-100 | | RPI 101-150 | | RPI 150+ | |
| 22-18-0 | 0-0-0 | 6-3-0 | | OVERALL | | 1-2-0 | | 3-6-0 | | 12-7-0 | |
| 15-10-0 | 0-0-0 | 5-2-0 | | HOME | | 0-0-0 | | 1-4-0 | | 9-4-0 | |
| 7-8-0 | 0-0-0 | 1-1-0 | | AWAY | | 1-2-0 | | 2-2-0 | | 3-3-0 | |
| 0-0-0 | 0-0-0 | 0-0-0 | | NEUTRAL | | 0-0-0 | | 0-0-0 | | 0-0-0 | |
| 8-10-0 | 0-0-0 | 3-3-0 | | NON-CONFERENCE | | 1-2-0 | | 0-2-0 | | 4-3-0 | |
| 6-6-0 | 0-0-0 | 2-2-0 | | HOME | | 0-0-0 | | 0-1-0 | | 4-3-0 | |
| 2-4-0 | 0-0-0 | 1-0- | | AWAY | | 1-2-0 | | 0-1-0 | | 0-0-0 | |
| 0-0-0 | 0-0-0 | 0-0-0 | | NEUTRAL | | 0-0-0 | | 0-0-0 | | 0-0-0 | |
| 14-8-0 | 0-0-0 | 3-0-0 | | CONFERENCE | | 0-0-0 | | 3-4-0 | | 8-4-0 | |
| 9-4-0 | 0-0-0 | 3-0-0 | | HOME | | 0-0-0 | | 1-3-0 | | 5-1-0 | |
| 5-4-0 | 0-0-0 | 0-0-0 | | AWAY | | 0-0-0 | | 2-1-0 | | 3-3-0 | |
| 0-0-0 | 0-0-0 | 0-0-0 | | NEUTRAL | | 0-0-0 | | 0-0-0 | | 0-0-0 | |
| RPI | S | Opponent | Score | RPI | S | Opponent | Score | RPI | S | Opponent | Score |
| | | | | 32 | A | Houston | 3 2 | 60 | A | Kansas | 1 2 |
| | | | | 33 | A | Texas A&M | 2 8 | 60 | A | Kansas | 2 4 |
| | | | | 38 | H | Southeastern La. | 6 3 | 60 | A | Kansas | 4 2 |
| | | | | 38 | H | Southeastern La. | 4 0 | | | | |
| | | | | 38 | H | Southeastern La. | 8 7 | | | | |
| | | | | 48 | H | Rhode Island | 3 2 | | | | |
| | | | | 48 | H | Rhode Island | 10 2 | | | | |
| | | | | 48 | H | Rhode Island | 4 5 | | | | |
| | | | | 48 | H | Rhode Island | 5 6 | | | | |
| | | | | | | | | | | | |
| | | | | | | | | | | | |
| | | | | | | | | | | | |
| | | | | | | | | | | | |
| | | | | | | | | | | | |
| | | | | | | | | | | | |
| | | | | | | | | | | | |
| | | | | | | | | | | | |
| | | | | | | | | | | | |
| | | | | | | | | | | | |
| | | | | | | | | | | | |
| | | | | | | | | | | | |
| | | | | | | | | | | | |
| | | | | | | | | | | | |
| | | | | | | | | | | | |
| | | | | | | | | | | | |
| | | | | | | | | | | | |
| | | | | | | | | | | | |
| | | | | | | | | | | | |
| | | | | | | | | | | | |
| | | | | | | | | | | | |
| | | | | | | | | | | | |
| | | | | | | | | | | | |
| | | | | | | | | | | | |
| | | | | | | | | | | | |
| | | | | | | | | | | | |
| | | | | | | | | | | | |
| | | | | | | | | | | | |
| | | | | | | | | | | | |
| | | | | | | | | | | | |
| | | | | | | | | | | | |
| | | | | | | | | | | | |
| | | | | | | | | | | | |
| | | | | | | | | | | | |
| | | | | | | | | | | | |
| | | | | | | | | | | | |
| | | | | | | | | | | | |
| | | | | | | | | | | | |
| | | | | | | | | | | | |
| | | | | | | | | | | | |
| | | | | | | | | | | | |
| | | | | | | | | | | | |
| | | | | | | | | | | | |
| | | | | | | | | | | | |
| | | | | | | | | | | | |
| | | | | | | | | | | | |
| | | | | | | | | | | | |
| | | | | | | | | | | | |
| | | | | | | | | | | | |
| | | | | | | | | | | | |
| | | | | | | | | | | | |
| | | | | | | | | | | | |
| | | | | | | | | | | | |
| | | | | | | | | | | | |
| | | | | | | | | | | | |
| | | | | | | | | | | | |
| | | | | | | | | | | | |
| | | | | | | | | | | | |
| | | | | | | | | | | | |
| | | | | | | | | | | | |
| | | | | | | | | | | | |
| | | | | | | | | | | | |
| | | | | | | | | | | | |
| | | | | | | | | | | | |
| | | | | | | | | | | | |
| | | | | | | | | | | | |
| | | | | | | | | | | | |
| | | | | | | | | | | | |
| | | | | | | | | | | | |
| | | | | | | | | | | | |
| | | | | | | | | | | | |
| | | | | | | | | | | | |

Non-Div. I Games:

Houston Baptist

Houston Baptist

U
C
R
i
v
e
r
s
i
d
e

UC Riverside

[illegible]

Non-Div. I Games:

Lamar University

| RPI | S | Opponent | Score | |
|-----|---|-------------------|-------|----|
| 253 | A | Abilene Christian | 17 | 11 |
| 264 | H | Incarnate Word | 3 | 1 |
| 264 | H | Incarnate Word | 5 | 2 |
| 264 | H | Incarnate Word | 9 | 6 |
| 273 | H | Texas Southern | 3 | 2 |
| 273 | H | Texas Southern | 5 | 2 |
| 282 | H | Grambling | 11 | 2 |
| 285 | H | Prairie View | 15 | 7 |

Lamar University

L
a
m
a
r
U
n
i
v
e
r
s
i
t
y

L
a
m
a
r
U
n
i
v
e
r
s
i
t
y

| | | | | | | | | | | | | | | | | | | | | | | | |
|------------------|-----|-----------------|--|-------------------|----|----------------|---|----------------------|--|---------------------------|---|----------|---|-----------|-----|-----------|---|---------------|--|--|--|--|--|
| Average RPI Win: | 171 | WON-LOST RECORD | | WINNING PCT. RANK | | LAST 10 GAMES | | STRENGTH OF SCHEDULE | | OPP. STRENGTH OF SCHEDULE | | TEAM RPI | | ADJ RPI | | CONF. RPI | | ADJ CONF. RPI | | | | | |
| DIV. I ONLY | | 24-15-0 | | .61538 | 67 | 5-5-0 | | 209 | | 72 | | 138 | | .50295 | 138 | 8 | | 8 | | | | | |
| DIV. I NON-CONF. | | 18-9-0 | | .66667 | 44 | 0-0-0 | | 178 | | 77 | | 127 | | .51034 | 127 | 8 | | 8 | | | | | |
| <hr/> | | | | | | | | | | | | | | | | | | | | | | | |
| TOTALS | | RPI 1-25 | | RPI 26-50 | | W-L RECORDS | | RPI 51-100 | | RPI 101-150 | | RPI 150+ | | | | | | | | | | | |
| 24-15-0 | | 1-3-0 | | 1-2-0 | | OVERALL | | 2-0-0 | | 6-6-0 | | 14-4-0 | | | | | | | | | | | |
| 16-10-0 | | 1-3-0 | | 1-2-0 | | HOME | | 0-0-0 | | 2-2-0 | | 12-3-0 | | | | | | | | | | | |
| 7-4-0 | | 0-0-0 | | 0-0-0 | | AWAY | | 2-0-0 | | 3-3-0 | | 2-1-0 | | | | | | | | | | | |
| 1-1-0 | | 0-0-0 | | 0-0-0 | | NEUTRAL | | 0-0-0 | | 1-1-0 | | 0-0-0 | | | | | | | | | | | |
| 18-9-0 | | 1-3-0 | | 1-2-0 | | NON-CONFERENCE | | 2-0-0 | | 3-3-0 | | 11-1-0 | | | | | | | | | | | |
| 15-8-0 | | 1-3-0 | | 1-2-0 | | HOME | | 0-0-0 | | 2-2-0 | | 11-1-0 | | | | | | | | | | | |
| 2-0-0 | | 0-0-0 | | 0-0- | | AWAY | | 2-0-0 | | 0-0-0 | | 0-0-0 | | | | | | | | | | | |
| 1-1-0 | | 0-0-0 | | 0-0-0 | | NEUTRAL | | 0-0-0 | | 1-1-0 | | 0-0-0 | | | | | | | | | | | |
| 6-6-0 | | 0-0-0 | | 0-0-0 | | CONFERENCE | | 0-0-0 | | 3-3-0 | | 3-3-0 | | | | | | | | | | | |
| 1-2-0 | | 0-0-0 | | 0-0-0 | | HOME | | 0-0-0 | | 0-0-0 | | 1-2-0 | | | | | | | | | | | |
| 5-4-0 | | 0-0-0 | | 0-0-0 | | AWAY | | 0-0-0 | | 3-3-0 | | 2-1-0 | | | | | | | | | | | |
| 0-0-0 | | 0-0-0 | | 0-0-0 | | NEUTRAL | | 0-0-0 | | 0-0-0 | | 0-0-0 | | | | | | | | | | | |
| RPI | S | Opponent | | Score | | RPI | S | Opponent | | Score | | RPI | S | Opponent | | Score | | | | | | | |
| 24 | H | Indiana | | 6 | 7 | 45 | H | North Carolina St. | | 0 | 4 | 74 | A | Minnesota | | 4 | 0 | | | | | | |
| 24 | H | Indiana | | 11 | 10 | 45 | H | North Carolina St. | | 1 | 8 | 74 | A | Minnesota | | 11 | 2 | | | | | | |
| 24 | H | Indiana | | 5 | 8 | 45 | H | North Carolina St. | | 8 | 3 | | | | | | | | | | | | |
| 24 | H | Indiana | | 3 | 4 | | | | | | | | | | | | | | | | | | |
| | | | | | | | | | | | | | | | | | | | | | | | |
| | | | | | | | | | | | | | | | | | | | | | | | |
| | | | | | | | | | | | | | | | | | | | | | | | |
| | | | | | | | | | | | | | | | | | | | | | | | |
| | | | | | | | | | | | | | | | | | | | | | | | |
| | | | | | | | | | | | | | | | | | | | | | | | |
| | | | | | | | | | | | | | | | | | | | | | | | |
| | | | | | | | | | | | | | | | | | | | | | | | |
| | | | | | | | | | | | | | | | | | | | | | | | |
| | | | | | | | | | | | | | | | | | | | | | | | |
| | | | | | | | | | | | | | | | | | | | | | | | |
| | | | | | | | | | | | | | | | | | | | | | | | |
| | | | | | | | | | | | | | | | | | | | | | | | |
| | | | | | | | | | | | | | | | | | | | | | | | |
| | | | | | | | | | | | | | | | | | | | | | | | |
| | | | | | | | | | | | | | | | | | | | | | | | |
| | | | | | | | | | | | | | | | | | | | | | | | |
| | | | | | | | | | | | | | | | | | | | | | | | |
| | | | | | | | | | | | | | | | | | | | | | | | |
| | | | | | | | | | | | | | | | | | | | | | | | |
| | | | | | | | | | | | | | | | | | | | | | | | |
| | | | | | | | | | | | | | | | | | | | | | | | |
| | | | | | | | | | | | | | | | | | | | | | | | |
| | | | | | | | | | | | | | | | | | | | | | | | |
| | | | | | | | | | | | | | | | | | | | | | | | |
| | | | | | | | | | | | | | | | | | | | | | | | |
| | | | | | | | | | | | | | | | | | | | | | | | |
| | | | | | | | | | | | | | | | | | | | | | | | |
| | | | | | | | | | | | | | | | | | | | | | | | |
| | | | | | | | | | | | | | | | | | | | | | | | |
| | | | | | | | | | | | | | | | | | | | | | | | |
| | | | | | | | | | | | | | | | | | | | | | | | |
| | | | | | | | | | | | | | | | | | | | | | | | |
| | | | | | | | | | | | | | | | | | | | | | | | |
| | | | | | | | | | | | | | | | | | | | | | | | |
| | | | | | | | | | | | | | | | | | | | | | | | |
| | | | | | | | | | | | | | | | | | | | | | | | |
| | | | | | | | | | | | | | | | | | | | | | | | |
| | | | | | | | | | | | | | | | | | | | | | | | |
| | | | | | | | | | | | | | | | | | | | | | | | |
| | | | | | | | | | | | | | | | | | | | | | | | |
| | | | | | | | | | | | | | | | | | | | | | | | |
| | | | | | | | | | | | | | | | | | | | | | | | |
| | | | | | | | | | | | | | | | | | | | | | | | |
| | | | | | | | | | | | | | | | | | | | | | | | |
| | | | | | | | | | | | | | | | | | | | | | | | |
| | | | | | | | | | | | | | | | | | | | | | | | |
| | | | | | | | | | | | | | | | | | | | | | | | |
| | | | | | | | | | | | | | | | | | | | | | | | |
| | | | | | | | | | | | | | | | | | | | | | | | |
| | | | | | | | | | | | | | | | | | | | | | | | |
| | | | | | | | | | | | | | | | | | | | | | | | |
| | | | | | | | | | | | | | | | | | | | | | | | |
| | | | | | | | | | | | | | | | | | | | | | | | |
| | | | | | | | | | | | | | | | | | | | | | | | |
| | | | | | | | | | | | | | | | | | | | | | | | |
| | | | | | | | | | | | | | | | | | | | | | | | |
| | | | | | | | | | | | | | | | | | | | | | | | |
| | | | | | | | | | | | | | | | | | | | | | | | |
| | | | | | | | | | | | | | | | | | | | | | | | |
| | | | | | | | | | | | | | | | | | | | | | | | |
| | | | | | | | | | | | | | | | | | | | | | | | |
| | | | | | | | | | | | | | | | | | | | | | | | |
| | | | | | | | | | | | | | | | | | | | | | | | |
| | | | | | | | | | | | | | | | | | | | | | | | |
| | | | | | | | | | | | | | | | | | | | | | | | |
| | | | | | | | | | | | | | | | | | | | | | | | |
| | | | | | | | | | | | | | | | | | | | | | | | |
| | | | | | | | | | | | | | | | | | | | | | | | |
| | | | | | | | | | | | | | | | | | | | | | | | |
| | | | | | | | | | | | | | | | | | | | | | | | |
| | | | | | | | | | | | | | | | | | | | | | | | |
| | | | | | | | | | | | | | | | | | | | | | | | |
| | | | | | | | | | | | | | | | | | | | | | | | |
| | | | | | | | | | | | | | | | | | | | | | | | |
| | | | | | | | | | | | | | | | | | | | | | | | |
| | | | | | | | | | | | | | | | | | | | | | | | |
| | | | | | | | | | | | | | | | | | | | | | | | |
| | | | | | | | | | | | | | | | | | | | | | | | |
| | | | | | | | | | | | | | | | | | | | | | | | |
| | | | | | | | | | | | | | | | | | | | | | | | |
| | | | | | | | | | | | | | | | | | | | | | | | |

Non-Div. I Games:

Hawaii

| RPI | S | Opponent | Score | |
|-----|---|--------------|-------|---|
| 258 | H | Sacred Heart | 4 | 1 |
| 258 | H | Sacred Heart | 8 | 2 |
| 258 | H | Sacred Heart | 6 | 5 |

Hawaii

H
a
w
a
i
i

H
a
w
a
i
i

| Average RPI Win: 172 | | WON-LOST | WINNING | LAST 10 | STRENGTH OF | OPP. STRENGTH | TEAM | ADJ | CONF. | ADJ CONF. | | | | |
|-----------------------|-------|----------------|-----------|----------------|-------------|---------------|------------|-------|-------------|-----------|----------|----------------|-------|----|
| Average RPI Loss: 149 | | RECORD | PCT. RANK | GAMES | SCHEDULE | OF SCHEDULE | RPI | RPI | RPI | RPI | | | | |
| DIV. I ONLY | | 24-20-0 | .54545 | 111 | 6-4-0 | 146 | 181 | 139 | .50238 | 139 | 11 | 11 | | |
| DIV. I NON-CONF. | | 15-14-0 | .51724 | 142 | 0-1-0 | 181 | 203 | 168 | .48843 | 168 | 14 | 14 | | |
| <hr/> | | | | | | | | | | | | | | |
| TOTALS | | RPI 1-25 | RPI 26-50 | | W-L RECORDS | | RPI 51-100 | | RPI 101-150 | | RPI 150+ | | | |
| 24-20-0 | 0-1-0 | 0-0-0 | | OVERALL | | 3-6-0 | | 7-3-0 | | 14-10-0 | | | | |
| 13-12-0 | 0-0-0 | 0-0-0 | | HOME | | 2-4-0 | | 5-2-0 | | 6-6-0 | | | | |
| 10-7-0 | 0-1-0 | 0-0-0 | | AWAY | | 1-2-0 | | 2-1-0 | | 7-3-0 | | | | |
| 1-1-0 | 0-0-0 | 0-0-0 | | NEUTRAL | | 0-0-0 | | 0-0-0 | | 1-1-0 | | | | |
| <hr/> | | | | | | | | | | | | | | |
| 15-14-0 | 0-1-0 | 0-0-0 | | NON-CONFERENCE | | 3-6-0 | | 1-0-0 | | 11-7-0 | | | | |
| 8-8-0 | 0-0-0 | 0-0-0 | | HOME | | 2-4-0 | | 1-0-0 | | 5-4-0 | | | | |
| 6-5-0 | 0-1-0 | 0-0- | | AWAY | | 1-2-0 | | 0-0-0 | | 5-2-0 | | | | |
| 1-1-0 | 0-0-0 | 0-0-0 | | NEUTRAL | | 0-0-0 | | 0-0-0 | | 1-1-0 | | | | |
| <hr/> | | | | | | | | | | | | | | |
| 9-6-0 | 0-0-0 | 0-0-0 | | CONFERENCE | | 0-0-0 | | 6-3-0 | | 3-3-0 | | | | |
| 5-4-0 | 0-0-0 | 0-0-0 | | HOME | | 0-0-0 | | 4-2-0 | | 1-2-0 | | | | |
| 4-2-0 | 0-0-0 | 0-0-0 | | AWAY | | 0-0-0 | | 2-1-0 | | 2-1-0 | | | | |
| 0-0-0 | 0-0-0 | 0-0-0 | | NEUTRAL | | 0-0-0 | | 0-0-0 | | 0-0-0 | | | | |
| <hr/> | | | | | | | | | | | | | | |
| RPI | S | Opponent | Score | | RPI | S | Opponent | Score | | RPI | S | Opponent | Score | |
| 4 | A | Clemson | 2 | 9 | | | | | | 67 | H | Yale | 3 | 2 |
| | | | | | | | | | | 67 | H | Yale | 8 | 17 |
| | | | | | | | | | | 67 | H | Yale | 15 | 18 |
| | | | | | | | | | | 67 | H | Yale | 6 | 2 |
| | | | | | | | | | | 84 | H | Winthrop | 6 | 10 |
| | | | | | | | | | | 93 | H | Wright St. | 0 | 3 |
| | | | | | | | | | | 94 | A | Florida A&M | 7 | 8 |
| | | | | | | | | | | 94 | A | Florida A&M | 3 | 2 |
| | | | | | | | | | | 94 | A | Florida A&M | 4 | 17 |
| | | | | | | | | | | 105 | H | Pittsburgh | 4 | 3 |
| | | | | | | | | | | 106 | H | Samford | 2 | 8 |
| | | | | | | | | | | 106 | H | Samford | 7 | 5 |
| | | | | | | | | | | 106 | H | Samford | 6 | 3 |
| | | | | | | | | | | 122 | A | UNCG | 13 | 4 |
| | | | | | | | | | | 122 | A | UNCG | 12 | 13 |
| | | | | | | | | | | 122 | A | UNCG | 8 | 7 |
| | | | | | | | | | | 140 | H | Furman | 4 | 12 |
| | | | | | | | | | | 140 | H | Furman | 21 | 2 |
| | | | | | | | | | | 140 | H | Furman | 9 | 8 |
| | | | | | | | | | | 161 | A | Presbyterian | 1 | 6 |
| | | | | | | | | | | 161 | N | Presbyterian | 10 | 9 |
| | | | | | | | | | | 171 | A | ETSU | 5 | 6 |
| | | | | | | | | | | 171 | A | ETSU | 14 | 5 |
| | | | | | | | | | | 171 | A | ETSU | 11 | 8 |
| | | | | | | | | | | 184 | A | UNC Asheville | 17 | 8 |
| | | | | | | | | | | 184 | H | UNC Asheville | 6 | 7 |
| | | | | | | | | | | 191 | A | Navy | 6 | 3 |
| | | | | | | | | | | 198 | N | Charleston So. | 2 | 5 |
| | | | | | | | | | | 203 | H | Monmouth | 4 | 6 |
| | | | | | | | | | | 203 | H | Monmouth | 16 | 4 |
| | | | | | | | | | | 208 | H | Georgetown | 18 | 11 |
| | | | | | | | | | | 210 | H | VMI | 3 | 4 |
| | | | | | | | | | | 210 | H | VMI | 1 | 8 |
| | | | | | | | | | | 210 | H | VMI | 13 | 3 |
| | | | | | | | | | | 223 | H | James Madison | 1 | 5 |
| | | | | | | | | | | 250 | A | Villanova | 7 | 3 |
| <hr/> | | | | | | | | | | | | | | |
| LAST 10 GAMES | | | | | | | | | | | | | | |
| 171 | A | ETSU | 11 | 8 | 106 | H | Samford | 2 | 8 | 210 | H | VMI | 3 | 4 |
| 171 | A | ETSU | 14 | 5 | 106 | H | Samford | 7 | 5 | 210 | H | VMI | 1 | 8 |
| 171 | A | ETSU | 5 | 6 | 122 | A | UNCG | 12 | 13 | 210 | H | VMI | 13 | 3 |
| 198 | N | Charleston So. | 2 | 5 | 122 | A | UNCG | 8 | 7 | 223 | H | James Madison | 1 | 5 |
| 106 | H | Samford | 6 | 3 | 122 | A | UNCG | 13 | 4 | 250 | A | Villanova | 7 | 3 |

Non-Div. I Games:

Wofford

| RPI | S | Opponent | Score | |
|-----|---|-------------|-------|----|
| 250 | A | Villanova | 13 | 0 |
| 250 | A | Villanova | 8 | 0 |
| 259 | H | Longwood | 6 | 5 |
| 267 | A | USC Upstate | 10 | 14 |
| 267 | H | USC Upstate | 4 | 2 |
| 278 | H | La Salle | 6 | 1 |
| 278 | H | La Salle | 6 | 7 |

Wofford

W
o
f
f
o
r
d

W
o
f
f
o
r
d

F
u
r
m
a
n

Furman

| RPI | S | Opponent | Score | |
|-----|---|-------------|-------|----|
| 235 | H | The Citadel | 13 | 1 |
| 235 | H | The Citadel | 4 | 2 |
| 267 | A | USC Upstate | 7 | 4 |
| 267 | H | USC Upstate | 7 | 14 |
| 272 | H | Dayton | 9 | 7 |
| 272 | H | Dayton | 9 | 3 |
| 272 | H | Dayton | 11 | 12 |

Furman

F
u
r
m
a
n

F
u
r
m
a
n

S
F
A

SFA

| RPI | S | Opponent | Score |
|-----|---|------------------|-------|
| 282 | H | Grambling | 9 2 |
| 284 | H | Ark.-Pine Bluff | 6 5 |
| 293 | H | Mississippi Val. | 8 2 |

| Average RPI Win: | | 208 | WON-LOST RECORD | | WINNING PCT. RANK | | LAST 10 GAMES | | STRENGTH OF SCHEDULE | | OPP. STRENGTH OF SCHEDULE | | TEAM RPI | | ADJ RPI | | CONF. RPI | | ADJ CONF. RPI | | |
|------------------|---|---------------|-----------------|-----------|-------------------|----------------|---------------|---------------|----------------------|-------------|---------------------------|----------------|----------|---------------|------------|-------|---------------|----|---------------|--|--|
| DIV. I ONLY | | | 22-22-0 | | .5 144 | | 6-4-0 | | 137 | | 197 | | 142 | | .50177 142 | | 21 | | 21 | | |
| DIV. I NON-CONF. | | | 13-13-0 | | .5 145 | | 1-1-0 | | 36 | | 134 | | 75 | | .53705 75 | | 18 | | 18 | | |
| TOTALS | | RPI 1-25 | | RPI 26-50 | | W-L RECORDS | | RPI 51-100 | | RPI 101-150 | | RPI 150+ | | | | | | | | | |
| 22-22-0 | | 1-8-0 | | 0-0-0 | | OVERALL | | 2-5-0 | | 0-1-0 | | 19-8-0 | | | | | | | | | |
| 6-8-0 | | 0-0-0 | | 0-0-0 | | HOME | | 0-4-0 | | 0-1-0 | | 6-3-0 | | | | | | | | | |
| 8-10-0 | | 0-5-0 | | 0-0-0 | | AWAY | | 1-1-0 | | 0-0-0 | | 7-4-0 | | | | | | | | | |
| 8-4-0 | | 1-3-0 | | 0-0-0 | | NEUTRAL | | 1-0-0 | | 0-0-0 | | 6-1-0 | | | | | | | | | |
| 13-13-0 | | 1-8-0 | | 0-0-0 | | NON-CONFERENCE | | 2-2-0 | | 0-1-0 | | 10-2-0 | | | | | | | | | |
| 3-2-0 | | 0-0-0 | | 0-0-0 | | HOME | | 0-1-0 | | 0-1-0 | | 3-0-0 | | | | | | | | | |
| 2-7-0 | | 0-5-0 | | 0-0- | | AWAY | | 1-1-0 | | 0-0-0 | | 1-1-0 | | | | | | | | | |
| 8-4-0 | | 1-3-0 | | 0-0-0 | | NEUTRAL | | 1-0-0 | | 0-0-0 | | 6-1-0 | | | | | | | | | |
| 9-9-0 | | 0-0-0 | | 0-0-0 | | CONFERENCE | | 0-3-0 | | 0-0-0 | | 9-6-0 | | | | | | | | | |
| 3-6-0 | | 0-0-0 | | 0-0-0 | | HOME | | 0-3-0 | | 0-0-0 | | 3-3-0 | | | | | | | | | |
| 6-3-0 | | 0-0-0 | | 0-0-0 | | AWAY | | 0-0-0 | | 0-0-0 | | 6-3-0 | | | | | | | | | |
| 0-0-0 | | 0-0-0 | | 0-0-0 | | NEUTRAL | | 0-0-0 | | 0-0-0 | | 0-0-0 | | | | | | | | | |
| RPI | S | Opponent | | Score | | RPI | S | Opponent | | Score | | RPI | S | Opponent | | Score | | | | | |
| 1 | A | Oregon St. | | 0 | 5 | | | | | 64 | A | Coastal Caro. | 0 | 1 | 148 | H | Butler | 3 | 7 | | |
| 1 | A | Oregon St. | | 4 | 8 | | | | | 68 | H | Kent St. | 5 | 6 | 177 | N | Northeastern | 6 | 5 | | |
| 1 | A | Oregon St. | | 1 | 5 | | | | | 68 | H | Kent St. | 4 | 9 | 194 | H | Valparaiso | 11 | 2 | | |
| 1 | A | Oregon St. | | 0 | 2 | | | | | 68 | H | Kent St. | 3 | 6 | 196 | N | George Mason | 7 | 0 | | |
| 7 | N | Louisville | | 4 | 10 | | | | | 95 | A | Purdue | 5 | 3 | 196 | N | George Mason | 14 | 6 | | |
| 11 | N | West Virginia | | 1 | 4 | | | | | 95 | H | Purdue | 4 | 16 | 197 | A | Buffalo | 5 | 6 | | |
| 20 | N | Maryland | | 8 | 3 | | | | | 98 | N | Boston College | 4 | 1 | 197 | A | Buffalo | 6 | 4 | | |
| 24 | A | Indiana | | 2 | 3 | | | | | | | | | | 197 | A | Buffalo | 6 | 5 | | |
| 24 | N | Indiana | | 3 | 4 | | | | | | | | | | 201 | N | Alabama St. | 3 | 2 | | |
| | | | | | | | | | | | | | | | 204 | A | Western Mich. | 18 | 3 | | |
| | | | | | | | | | | | | | | | 204 | A | Western Mich. | 12 | 9 | | |
| | | | | | | | | | | | | | | | 204 | A | Western Mich. | 16 | 5 | | |
| | | | | | | | | | | | | | | | 208 | N | Georgetown | 0 | 3 | | |
| | | | | | | | | | | | | | | | 228 | H | Ohio | 0 | 10 | | |
| | | | | | | | | | | | | | | | 228 | H | Ohio | 4 | 6 | | |
| | | | | | | | | | | | | | | | 228 | H | Ohio | 4 | 7 | | |
| | | | | | | | | | | | | | | | 241 | A | Northern Ill. | 8 | 11 | | |
| | | | | | | | | | | | | | | | 241 | A | Northern Ill. | 4 | 1 | | |
| | | | | | | | | | | | | | | | 241 | A | Northern Ill. | 3 | 6 | | |
| | | | | | | | | | | | | | | | 250 | N | Villanova | 3 | 1 | | |
| | | | | | | | | | | | | | | | 269 | H | Bowling Green | 23 | 5 | | |
| | | | | | | | | | | | | | | | 269 | H | Bowling Green | 7 | 4 | | |
| | | | | | | | | | | | | | | | 269 | H | Bowling Green | 13 | 6 | | |
| | | | | | | | | | | | | | | | 272 | A | Dayton | 10 | 2 | | |
| | | | | | | | | | | | | | | | 272 | A | Dayton | 2 | 3 | | |
| | | | | | | | | | | | | | | | 272 | H | Dayton | 4 | 3 | | |
| | | | | | | | | | | | | | | | 272 | H | Dayton | 6 | 0 | | |
| LAST 10 GAMES | | | | | | | | | | | | | | | | | | | | | |
| 241 | A | Northern Ill. | | 8 | 11 | 197 | A | Buffalo | | 6 | 4 | 269 | H | Bowling Green | | 13 | 6 | | | | |
| 241 | A | Northern Ill. | | 3 | 6 | 197 | A | Buffalo | | 6 | 5 | 272 | A | Dayton | | 10 | 2 | | | | |
| 241 | A | Northern Ill. | | 4 | 1 | 95 | A | Purdue | | 5 | 3 | 272 | A | Dayton | | 2 | 3 | | | | |
| 24 | N | Indiana | | 3 | 4 | 269 | H | Bowling Green | | 13 | 6 | 272 | H | Dayton | | 4 | 3 | | | | |
| 197 | A | Buffalo | | 5 | 6 | 269 | H | Bowling Green | | 23 | 5 | 272 | H | Dayton | | 6 | 0 | | | | |

Non-Div. I Games:

Ball St.

| RPI | S | Opponent | Score | |
|-----|---|-------------|-------|---|
| 281 | N | Chicago St. | 8 | 6 |

Ball St.

B
a
l
l
S
t
.

B
a
l
l
S
t
.

| Average RPI Win: 122 | | WON-LOST RECORD | | WINNING PCT. RANK | | LAST 10 GAMES | | STRENGTH OF SCHEDULE | | OPP. STRENGTH OF SCHEDULE | | TEAM RPI | | ADJ RPI | | CONF. RPI | | ADJ CONF. RPI | | | | | |
|----------------------|---|-----------------|--|-------------------|----|----------------|---|----------------------|--|---------------------------|----|----------|---|---------------------|--|-----------|----|---------------|---|------------------|--|-------|----|
| DIV. I ONLY | | 16-26-0 | | .38095 232 | | 0-1-0 | | 44 | | 78 | | 143 | | .5014 143 | | 8 | | 8 | | | | | |
| DIV. I NON-CONF. | | 13-17-0 | | .43333 197 | | 0-1-0 | | 29 | | 86 | | 120 | | .51449 120 | | 8 | | 8 | | | | | |
| TOTALS | | RPI 1-25 | | RPI 26-50 | | W-L RECORDS | | RPI 51-100 | | RPI 101-150 | | RPI 150+ | | | | | | | | | | | |
| 16-26-0 | | 2-4-0 | | 1-6-0 | | OVERALL | | 6-8-0 | | 3-5-0 | | 4-3-0 | | | | | | | | | | | |
| 8-13-0 | | 2-4-0 | | 0-3-0 | | HOME | | 1-3-0 | | 2-2-0 | | 3-1-0 | | | | | | | | | | | |
| 7-11-0 | | 0-0-0 | | 1-2-0 | | AWAY | | 4-4-0 | | 1-3-0 | | 1-2-0 | | | | | | | | | | | |
| 1-2-0 | | 0-0-0 | | 0-1-0 | | NEUTRAL | | 1-1-0 | | 0-0-0 | | 0-0-0 | | | | | | | | | | | |
| 13-17-0 | | 2-1-0 | | 0-4-0 | | NON-CONFERENCE | | 6-8-0 | | 1-1-0 | | 4-3-0 | | | | | | | | | | | |
| 7-8-0 | | 2-1-0 | | 0-3-0 | | HOME | | 1-3-0 | | 1-0-0 | | 3-1-0 | | | | | | | | | | | |
| 5-7-0 | | 0-0-0 | | 0-0- | | AWAY | | 4-4-0 | | 0-1-0 | | 1-2-0 | | | | | | | | | | | |
| 1-2-0 | | 0-0-0 | | 0-1-0 | | NEUTRAL | | 1-1-0 | | 0-0-0 | | 0-0-0 | | | | | | | | | | | |
| 3-9-0 | | 0-3-0 | | 1-2-0 | | CONFERENCE | | 0-0-0 | | 2-4-0 | | 0-0-0 | | | | | | | | | | | |
| 1-5-0 | | 0-3-0 | | 0-0-0 | | HOME | | 0-0-0 | | 1-2-0 | | 0-0-0 | | | | | | | | | | | |
| 2-4-0 | | 0-0-0 | | 1-2-0 | | AWAY | | 0-0-0 | | 1-2-0 | | 0-0-0 | | | | | | | | | | | |
| 0-0-0 | | 0-0-0 | | 0-0-0 | | NEUTRAL | | 0-0-0 | | 0-0-0 | | 0-0-0 | | | | | | | | | | | |
| RPI | S | Opponent | | Score | | RPI | S | Opponent | | Score | | RPI | S | Opponent | | Score | | RPI | S | Opponent | | Score | |
| 9 | H | TCU | | 11 | 2 | 32 | H | Houston | | 3 | 7 | 54 | A | San Diego | | 8 | 7 | 103 | A | San Diego St. | | 3 | 9 |
| 9 | H | TCU | | 6 | 3 | 32 | H | Houston | | 4 | 5 | 54 | A | San Diego | | 6 | 14 | 103 | H | San Diego St. | | 7 | 5 |
| 9 | H | TCU | | 7 | 16 | 32 | H | Houston | | 3 | 4 | 61 | A | Oregon | | 2 | 7 | 114 | A | UC Santa Barbara | | 7 | 8 |
| 23 | H | Long Beach St. | | 0 | 4 | 40 | A | Cal St. Fullerton | | 12 | 4 | 61 | A | Oregon | | 3 | 6 | 114 | A | UC Santa Barbara | | 8 | 7 |
| 23 | H | Long Beach St. | | 2 | 8 | 40 | A | Cal St. Fullerton | | 2 | 3 | 61 | A | Oregon | | 1 | 10 | 114 | A | UC Santa Barbara | | 3 | 11 |
| 23 | H | Long Beach St. | | 2 | 5 | 40 | A | Cal St. Fullerton | | 3 | 5 | 61 | N | Oregon | | 5 | 11 | 130 | H | Cal Poly | | 3 | 2 |
| | | | | | | 41 | N | Tennessee | | 9 | 10 | 63 | A | UCLA | | 5 | 3 | 130 | H | Cal Poly | | 5 | 6 |
| | | | | | | | | | | | | 65 | A | Loyola Marymount | | 7 | 6 | 130 | H | Cal Poly | | 2 | 3 |
| | | | | | | | | | | | | 65 | H | Loyola Marymount | | 2 | 4 | 162 | A | CSU Bakersfield | | 4 | 5 |
| | | | | | | | | | | | | 74 | H | Minnesota | | 7 | 5 | 162 | H | CSU Bakersfield | | 2 | 14 |
| | | | | | | | | | | | | 74 | H | Minnesota | | 8 | 9 | 279 | H | Portland | | 3 | 1 |
| | | | | | | | | | | | | 79 | A | Southern California | | 14 | 3 | 279 | H | Portland | | 5 | 3 |
| | | | | | | | | | | | | 79 | H | Southern California | | 7 | 9 | 279 | H | Portland | | 6 | 3 |
| | | | | | | | | | | | | 92 | N | Notre Dame | | 18 | 4 | 280 | A | Seattle U | | 2 | 8 |
| | | | | | | | | | | | | | | | | | | 280 | A | Seattle U | | 3 | 2 |
| LAST 10 GAMES | | | | | | | | | | | | | | | | | | | | | | | |
| | | | | | | 79 | H | Southern California | | 7 | 9 | 54 | A | San Diego | | 8 | 7 | 23 | H | Long Beach St. | | 2 | 5 |
| | | | | | | 162 | A | CSU Bakersfield | | 4 | 5 | 23 | H | Long Beach St. | | 2 | 8 | | | | | | |
| | | | | | | 40 | A | Cal St. Fullerton | | 12 | 4 | 23 | H | Long Beach St. | | 2 | 4 | | | | | | |
| | | | | | | 40 | A | Cal St. Fullerton | | 2 | 3 | 23 | H | Long Beach St. | | 0 | 4 | | | | | | |
| | | | | | | 40 | A | Cal St. Fullerton | | 3 | 5 | 79 | A | Southern California | | 14 | 3 | | | | | | |

Non-Div. I Games:

UC Irvine

| Average RPI Win: 209 | | WON-LOST RECORD | | WINNING PCT. RANK | | LAST 10 GAMES | | STRENGTH OF SCHEDULE | | OPP. STRENGTH OF SCHEDULE | | TEAM RPI | | ADJ RPI | | CONF. RPI | | ADJ CONF. RPI | |
|----------------------|---|-----------------|--|-------------------|---|----------------|---|----------------------|-----|---------------------------|--------------|----------|---|------------|---|------------------|----|---------------|--|
| DIV. I ONLY | | 22-16-0 | | .57895 85 | | 8-2-0 | | 227 | | 265 | | 144 | | .50124 144 | | 23 | | 23 | |
| DIV. I NON-CONF. | | 10-10-0 | | .5 145 | | 3-1-0 | | 247 | | 296 | | 212 | | .47051 210 | | 24 | | 24 | |
| TOTALS | | RPI 1-25 | | RPI 26-50 | | W-L RECORDS | | RPI 51-100 | | RPI 101-150 | | RPI 150+ | | | | | | | |
| 22-16-0 | | 0-0-0 | | 2-1-0 | | OVERALL | | 0-1-0 | | 1-1-0 | | 19-13-0 | | | | | | | |
| 7-2-0 | | 0-0-0 | | 2-1-0 | | HOME | | 0-0-0 | | 0-0-0 | | 5-1-0 | | | | | | | |
| 10-9-0 | | 0-0-0 | | 0-0-0 | | AWAY | | 0-1-0 | | 0-0-0 | | 10-8-0 | | | | | | | |
| 5-5-0 | | 0-0-0 | | 0-0-0 | | NEUTRAL | | 0-0-0 | | 1-1-0 | | 4-4-0 | | | | | | | |
| 10-10-0 | | 0-0-0 | | 0-0-0 | | NON-CONFERENCE | | 0-1-0 | | 1-1-0 | | 9-8-0 | | | | | | | |
| 2-1-0 | | 0-0-0 | | 0-0-0 | | HOME | | 0-0-0 | | 0-0-0 | | 2-1-0 | | | | | | | |
| 3-4-0 | | 0-0-0 | | 0-0- | | AWAY | | 0-1-0 | | 0-0-0 | | 3-3-0 | | | | | | | |
| 5-5-0 | | 0-0-0 | | 0-0-0 | | NEUTRAL | | 0-0-0 | | 1-1-0 | | 4-4-0 | | | | | | | |
| 12-6-0 | | 0-0-0 | | 2-1-0 | | CONFERENCE | | 0-0-0 | | 0-0-0 | | 10-5-0 | | | | | | | |
| 5-1-0 | | 0-0-0 | | 2-1-0 | | HOME | | 0-0-0 | | 0-0-0 | | 3-0-0 | | | | | | | |
| 7-5-0 | | 0-0-0 | | 0-0-0 | | AWAY | | 0-0-0 | | 0-0-0 | | 7-5-0 | | | | | | | |
| 0-0-0 | | 0-0-0 | | 0-0-0 | | NEUTRAL | | 0-0-0 | | 0-0-0 | | 0-0-0 | | | | | | | |
| RPI | S | Opponent | | Score | | RPI | S | Opponent | | Score | | RPI | S | Opponent | | Score | | | |
| | | | | 48 | H | Rhode Island | | 5 | 2 | | | 59 | A | Binghamton | 6 | 10 | | | |
| | | | | 48 | H | Rhode Island | | 7 | 5 | | | | | 125 | N | Dartmouth | 1 | 13 | |
| | | | | 48 | H | Rhode Island | | 4 | 8 | | | | | 125 | N | Dartmouth | 8 | 7 | |
| | | | | | | | | | | | | | | 152 | A | Saint Louis | 2 | 4 | |
| | | | | | | | | | | | | | | 152 | A | Saint Louis | 6 | 5 | |
| | | | | | | | | | | | | | | 152 | A | Saint Louis | 4 | 9 | |
| | | | | | | | | | | | | | | 172 | A | Davidson | 17 | 4 | |
| | | | | | | | | | | | | | | 172 | A | Davidson | 2 | 9 | |
| | | | | | | | | | | | | | | 172 | A | Davidson | 2 | 9 | |
| | | | | | | | | | | | | | | 183 | A | Niagara | 5 | 1 | |
| | | | | | | | | | | | | | | 183 | A | Niagara | 1 | 2 | |
| | | | | | | | | | | | | | | 183 | H | Niagara | 7 | 2 | |
| | | | | | | | | | | | | | | 195 | N | Eastern Mich. | 7 | 12 | |
| | | | | | | | | | | | | | | 196 | A | George Mason | 7 | 4 | |
| | | | | | | | | | | | | | | 196 | A | George Mason | 0 | 1 | |
| | | | | | | | | | | | | | | 196 | A | George Mason | 2 | 1 | |
| | | | | | | | | | | | | | | 197 | H | Buffalo | 4 | 5 | |
| | | | | | | | | | | | | | | 197 | H | Buffalo | 1 | 0 | |
| | | | | | | | | | | | | | | 201 | N | Penn | 4 | 0 | |
| | | | | | | | | | | | | | | 211 | N | Maine | 4 | 5 | |
| | | | | | | | | | | | | | | 211 | N | Maine | 5 | 6 | |
| | | | | | | | | | | | | | | 211 | N | Maine | 4 | 3 | |
| | | | | LAST 10 GAMES | | | | | | | | | | 244 | A | Bucknell | 7 | 4 | |
| | | | | 59 | A | Binghamton | 6 | 10 | 196 | A | George Mason | 0 | 1 | 244 | A | Bucknell | 5 | 4 | |
| | | | | 278 | A | La Salle | 3 | 0 | 196 | A | George Mason | 7 | 4 | 271 | N | North Dakota St. | 10 | 3 | |
| | | | | 278 | A | La Salle | 9 | 7 | 196 | A | George Mason | 2 | 1 | 271 | N | North Dakota St. | 7 | 3 | |
| | | | | 278 | A | La Salle | 8 | 4 | 244 | A | Bucknell | 7 | 4 | 271 | N | North Dakota St. | 0 | 10 | |
| | | | | 197 | H | Buffalo | 1 | 0 | 244 | A | Bucknell | 5 | 4 | 272 | H | Dayton | 18 | 14 | |

Non-Div. I Games:

St. Bonaventure

St. Bonaventure

A
u
s
t
i
n
P
e
a
y

Austin Peay

| RPI | S | Opponent | Score | |
|-----|---|----------------|-------|----|
| 247 | H | Western Ky. | 17 | 22 |
| 263 | H | Youngstown St. | 9 | 2 |
| 266 | A | Evansville | 1 | 6 |
| 275 | H | Illinois St. | 9 | 4 |

Austin Peay

A
u
s
t
i
n
P
e
a
y

A
u
s
t
i
n
P
e
a
y

| Average RPI Win: | | 170 | WON-LOST RECORD | | WINNING PCT. RANK | | LAST 10 GAMES | | STRENGTH OF SCHEDULE | | OPP. STRENGTH OF SCHEDULE | | TEAM RPI | | ADJ RPI | | CONF. RPI | | ADJ CONF. RPI | | |
|------------------|---|----------|-----------------|-----------|-------------------|----------------|---------------|--------------|----------------------|-------------|---------------------------|----------|----------|---------------|---------|-------|---------------|----|---------------|----|--|
| DIV. I ONLY | | | 19-25-0 | | .43182 | 206 | 3-7-0 | | 65 | | 133 | | 146 | | .5002 | | 146 | 20 | | 20 | |
| DIV. I NON-CONF. | | | 11-18-0 | | .37931 | 230 | 0-2-0 | | 50 | | 99 | | 180 | | .48534 | | 180 | 21 | | 21 | |
| TOTALS | | RPI 1-25 | | RPI 26-50 | | W-L RECORDS | | RPI 51-100 | | RPI 101-150 | | RPI 150+ | | | | | | | | | |
| 19-25-0 | | 0-2-0 | | 0-5-0 | | OVERALL | | 4-7-0 | | 3-4-0 | | 12-7-0 | | | | | | | | | |
| 11-15-0 | | 0-1-0 | | 0-4-0 | | HOME | | 3-4-0 | | 0-2-0 | | 8-4-0 | | | | | | | | | |
| 8-10-0 | | 0-1-0 | | 0-1-0 | | AWAY | | 1-3-0 | | 3-2-0 | | 4-3-0 | | | | | | | | | |
| 0-0-0 | | 0-0-0 | | 0-0-0 | | NEUTRAL | | 0-0-0 | | 0-0-0 | | 0-0-0 | | | | | | | | | |
| 11-18-0 | | 0-2-0 | | 0-5-0 | | NON-CONFERENCE | | 2-3-0 | | 3-4-0 | | 6-4-0 | | | | | | | | | |
| 7-13-0 | | 0-1-0 | | 0-4-0 | | HOME | | 2-2-0 | | 0-2-0 | | 5-4-0 | | | | | | | | | |
| 4-5-0 | | 0-1-0 | | 0-0- | | AWAY | | 0-1-0 | | 3-2-0 | | 1-0-0 | | | | | | | | | |
| 0-0-0 | | 0-0-0 | | 0-0-0 | | NEUTRAL | | 0-0-0 | | 0-0-0 | | 0-0-0 | | | | | | | | | |
| 8-7-0 | | 0-0-0 | | 0-0-0 | | CONFERENCE | | 2-4-0 | | 0-0-0 | | 6-3-0 | | | | | | | | | |
| 4-2-0 | | 0-0-0 | | 0-0-0 | | HOME | | 1-2-0 | | 0-0-0 | | 3-0-0 | | | | | | | | | |
| 4-5-0 | | 0-0-0 | | 0-0-0 | | AWAY | | 1-2-0 | | 0-0-0 | | 3-3-0 | | | | | | | | | |
| 0-0-0 | | 0-0-0 | | 0-0-0 | | NEUTRAL | | 0-0-0 | | 0-0-0 | | 0-0-0 | | | | | | | | | |
| RPI | S | Opponent | | Score | | RPI | S | Opponent | | Score | | RPI | S | Opponent | | Score | | | | | |
| 18 | A | Auburn | | 4 | 6 | 27 | H | Oklahoma | | 2 | 5 | 58 | H | BYU | | 4 | 13 | | | | |
| 18 | H | Auburn | | 7 | 15 | 27 | H | Oklahoma | | 9 | 17 | 76 | H | Jacksonville | | 5 | 7 | | | | |
| | | | | | | 27 | H | Oklahoma | | 4 | 14 | 76 | H | Jacksonville | | 3 | 4 | | | | |
| | | | | | | 47 | A | Charlotte | | 1 | 16 | 76 | H | Jacksonville | | 6 | 1 | | | | |
| | | | | | | 50 | H | Mercer | | 4 | 10 | 84 | H | Winthrop | | 8 | 3 | | | | |
| | | | | | | | | | | | | 84 | H | Winthrop | | 13 | 1 | | | | |
| | | | | | | | | | | | | 84 | H | Winthrop | | 3 | 4 | | | | |
| | | | | | | | | | | | | 85 | A | Ga. Southern | | 4 | 8 | | | | |
| | | | | | | | | | | | | 90 | A | North Florida | | 3 | 4 | | | | |
| | | | | | | | | | | | | 90 | A | North Florida | | 8 | 3 | | | | |
| | | | | | | | | | | | | 90 | A | North Florida | | 2 | 9 | | | | |
| | | | | | | | | | | | | | | 108 | | H | Marshall | 4 | 7 | | |
| | | | | | | | | | | | | | | 109 | | A | Western Caro. | 12 | 3 | | |
| | | | | | | | | | | | | | | 110 | | A | Middle Tenn. | 0 | 3 | | |
| | | | | | | | | | | | | | | 110 | | A | Middle Tenn. | 7 | 9 | | |
| | | | | | | | | | | | | | | 110 | | A | Middle Tenn. | 19 | 5 | | |
| | | | | | | | | | | | | | | 118 | | A | Georgia | 5 | 4 | | |
| | | | | | | | | | | | | | | 118 | | H | Georgia | 6 | 9 | | |
| | | | | | | | | | | | | | | 153 | | H | High Point | 6 | 7 | | |
| | | | | | | | | | | | | | | 153 | | H | High Point | 3 | 6 | | |
| | | | | | | | | | | | | | | 153 | | H | High Point | 5 | 4 | | |
| | | | | | | | | | | | | | | 156 | | H | Canisius | 8 | 4 | | |
| | | | | | | | | | | | | | | 156 | | H | Canisius | 5 | 8 | | |
| | | | | | | | | | | | | | | 156 | | H | Canisius | 5 | 2 | | |
| | | | | | | | | | | | | | | 156 | | H | Canisius | 7 | 15 | | |
| | | | | | | | | | | | | | | 182 | | A | Lipscomb | 0 | 1 | | |
| | | | | | | | | | | | | | | 182 | | A | Lipscomb | 4 | 1 | | |
| | | | | | | | | | | | | | | 182 | | A | Lipscomb | 2 | 13 | | |
| | | | | | | | | | | | | | | 199 | | A | Stetson | 4 | 10 | | |
| | | | | | | | | | | | | | | 199 | | A | Stetson | 4 | 2 | | |
| | | | | | | | | | | | | | | 199 | | A | Stetson | 7 | 3 | | |
| | | | | | | | | | | | | | | 204 | | H | Western Mich. | 17 | 4 | | |
| | | | | | | | | | | | | | | 224 | | A | Georgia St. | 10 | 7 | | |
| | | | | | | | | | | | | | | 267 | | H | USC Upstate | 8 | 5 | | |
| | | | | | | | | | | | | | | 267 | | H | USC Upstate | 4 | 0 | | |
| | | | | | | | | | | | | | | 267 | | H | USC Upstate | 9 | 2 | | |
| | | | | | | | | | | | | | | 287 | | H | Savannah St. | 9 | 1 | | |
| | | | | | | | | | | | | | | | | | | | | | |
| LAST 10 GAMES | | | | | | | | | | | | | | | | | | | | | |
| | | | | | | 182 | A | Lipscomb | | 0 | 1 | 76 | H | Jacksonville | | 5 | 7 | | | | |
| | | | | | | 182 | A | Lipscomb | | 2 | 13 | 76 | H | Jacksonville | | 3 | 4 | | | | |
| | | | | | | 182 | A | Lipscomb | | 4 | 1 | 18 | H | Auburn | | 7 | 15 | | | | |
| | | | | | | 47 | A | Charlotte | | 1 | 16 | 199 | A | Stetson | | 4 | 10 | | | | |
| | | | | | | 76 | H | Jacksonville | | 6 | 1 | 199 | A | Stetson | | 7 | 3 | | | | |

Non-Div. I Games:

Kennesaw St.

| Average RPI Win: 186 | | WON-LOST | WINNING | LAST 10 | STRENGTH OF | | OPP. STRENGTH | TEAM | ADJ | CONF. | ADJ CONF. |
|-----------------------|----------|----------|-----------|----------------|-------------|-------|---------------|-------|-------------|-------------------|-----------|
| Average RPI Loss: 127 | | RECORD | PCT. RANK | GAMES | SCHEDULE | | OF SCHEDULE | RPI | RPI | RPI | RPI |
| DIV. I ONLY | | 17-21-0 | .44737 | 196 | 6-4-0 | | 100 | 212 | 147 | .49937 | 147 |
| DIV. I NON-CONF. | | 10-13-0 | .43478 | 193 | 2-1-0 | | 46 | 231 | 125 | .511 | 125 |
| TOTALS | | RPI 1-25 | RPI 26-50 | | W-L RECORDS | | RPI 51-100 | | RPI 101-150 | | RPI 150+ |
| 17-21-0 | 0-3-0 | 1-4-0 | | OVERALL | | 0-1-0 | | 3-0-0 | | 13-13-0 | |
| 9-5-0 | 0-0-0 | 0-1-0 | | HOME | | 0-1-0 | | 2-0-0 | | 7-3-0 | |
| 6-15-0 | 0-3-0 | 1-3-0 | | AWAY | | 0-0-0 | | 0-0-0 | | 5-9-0 | |
| 2-1-0 | 0-0-0 | 0-0-0 | | NEUTRAL | | 0-0-0 | | 1-0-0 | | 1-1-0 | |
| 10-13-0 | 0-3-0 | 1-4-0 | | NON-CONFERENCE | | 0-1-0 | | 3-0-0 | | 6-5-0 | |
| 5-3-0 | 0-0-0 | 0-1-0 | | HOME | | 0-1-0 | | 2-0-0 | | 3-1-0 | |
| 3-9-0 | 0-3-0 | 1-0- | | AWAY | | 0-0-0 | | 0-0-0 | | 2-3-0 | |
| 2-1-0 | 0-0-0 | 0-0-0 | | NEUTRAL | | 0-0-0 | | 1-0-0 | | 1-1-0 | |
| 7-8-0 | 0-0-0 | 0-0-0 | | CONFERENCE | | 0-0-0 | | 0-0-0 | | 7-8-0 | |
| 4-2-0 | 0-0-0 | 0-0-0 | | HOME | | 0-0-0 | | 0-0-0 | | 4-2-0 | |
| 3-6-0 | 0-0-0 | 0-0-0 | | AWAY | | 0-0-0 | | 0-0-0 | | 3-6-0 | |
| 0-0-0 | 0-0-0 | 0-0-0 | | NEUTRAL | | 0-0-0 | | 0-0-0 | | 0-0-0 | |
| RPI S | Opponent | Score | RPI S | Opponent | Score | RPI S | Opponent | Score | RPI S | Opponent | Score |
| 13 A | Arizona | 5 21 | 46 A | UConn | 6 4 | 67 H | Yale | 11 13 | 127 H | Bryant | 8 7 |
| 13 A | Arizona | 13 17 | 48 H | Rhode Island | 13 14 | | | | 148 N | Butler | 5 2 |
| 13 A | Arizona | 3 25 | 50 A | Mercer | 14 20 | | | | 149 H | Marist | 18 16 |
| | | | 50 A | Mercer | 3 4 | | | | 154 H | UMBC | 12 13 |
| | | | 50 A | Mercer | 6 15 | | | | 154 H | UMBC | 16 7 |
| | | | | | | | | | 154 H | UMBC | 3 7 |
| | | | | | | | | | 163 A | Central Conn. St. | 4 6 |
| | | | | | | | | | 168 A | Fairfield | 4 3 |
| | | | | | | | | | 168 A | Fairfield | 3 7 |
| | | | | | | | | | 168 H | Fairfield | 2 10 |
| | | | | | | | | | 169 A | UMass Lowell | 2 3 |
| | | | | | | | | | 169 A | UMass Lowell | 1 20 |
| | | | | | | | | | 169 A | UMass Lowell | 5 1 |
| | | | | | | | | | 172 A | Davidson | 5 7 |
| | | | | | | | | | 192 A | Stony Brook | 5 10 |
| | | | | | | | | | 192 A | Stony Brook | 8 7 |
| | | | | | | | | | 192 A | Stony Brook | 0 14 |
| | | | | | | | | | 192 H | Stony Brook | 7 3 |
| | | | | | | | | | 192 H | Stony Brook | 6 5 |
| | | | | | | | | | 192 H | Stony Brook | 5 4 |
| | | | | | | | | | 211 A | Maine | 2 3 |
| | | | | | | | | | 211 A | Maine | 0 1 |
| | | | | | | | | | 211 A | Maine | 10 6 |
| | | | | | | | | | 216 H | Holy Cross | 7 6 |
| | | | | | | | | | 243 H | Quinnipiac | 6 5 |
| | | | | | | | | | 243 N | Quinnipiac | 6 4 |
| | | | | | | | | | 244 N | Bucknell | 5 9 |
| LAST 10 GAMES | | | 264 A | Massachusetts | 13 4 | 192 H | Stony Brook | 6 5 | 211 A | Maine | 10 6 |
| | | | 169 A | UMass Lowell | 2 3 | 192 H | Stony Brook | 5 4 | 216 H | Holy Cross | 7 6 |
| | | | 169 A | UMass Lowell | 5 1 | 192 H | Stony Brook | 7 3 | 243 H | Quinnipiac | 6 5 |
| | | | 169 A | UMass Lowell | 1 20 | 48 H | Rhode Island | 13 14 | 243 N | Quinnipiac | 6 4 |
| | | | 243 H | Quinnipiac | 6 5 | 154 H | UMBC | 12 13 | 244 N | Bucknell | 5 9 |

Non-Div. I Games:

Hartford

| RPI | S | Opponent | Score | |
|-----|---|---------------|-------|---|
| 258 | H | Sacred Heart | 9 | 8 |
| 264 | A | Massachusetts | 13 | 4 |

Hartford

H
a
r
t
f
o
r
d

H
a
r
t
f
o
r
d

| Average RPI Win: 212 | | WON-LOST RECORD | WINNING PCT. RANK | LAST 10 GAMES | STRENGTH OF SCHEDULE | OPP. STRENGTH OF SCHEDULE | TEAM RPI | ADJ RPI | CONF. RPI | ADJ CONF. RPI | | | | | | | |
|-----------------------|---|--------------------|----------------------|------------------|-------------------------|------------------------------|-------------|-----------------|--------------|------------------|----|---------------|---|---------------------|--|-------|--|
| Average RPI Loss: 143 | | | | | | | | | | | | | | | | | |
| DIV. I ONLY | | 22-16-0 | .57895 | 85 | 3-7-0 | 242 | 243 | 148 | .49897 | 148 | 10 | 10 | | | | | |
| DIV. I NON-CONF. | | 20-9-0 | .68966 | 41 | 3-1-0 | 297 | 280 | 164 | .49255 | 163 | 15 | 15 | | | | | |
| <hr/> | | | | | | | | | | | | | | | | | |
| TOTALS | | RPI 1-25 | | RPI 26-50 | | W-L RECORDS | | RPI 51-100 | | RPI 101-150 | | RPI 150+ | | | | | |
| 22-16-0 | | 1-0-0 | | 0-3-0 | | OVERALL | | 2-4-0 | | 2-1-0 | | 17-8-0 | | | | | |
| 5-5-0 | | 0-0-0 | | 0-3-0 | | HOME | | 0-0-0 | | 0-0-0 | | 5-2-0 | | | | | |
| 12-8-0 | | 1-0-0 | | 0-0-0 | | AWAY | | 2-4-0 | | 2-0-0 | | 7-3-0 | | | | | |
| 5-3-0 | | 0-0-0 | | 0-0-0 | | NEUTRAL | | 0-0-0 | | 0-1-0 | | 5-2-0 | | | | | |
| 20-9-0 | | 1-0-0 | | 0-0-0 | | NON-CONFERENCE | | 0-0-0 | | 2-1-0 | | 17-8-0 | | | | | |
| 5-2-0 | | 0-0-0 | | 0-0-0 | | HOME | | 0-0-0 | | 0-0-0 | | 5-2-0 | | | | | |
| 10-4-0 | | 1-0-0 | | 0-0- | | AWAY | | 0-0-0 | | 2-0-0 | | 7-4-0 | | | | | |
| 5-3-0 | | 0-0-0 | | 0-0-0 | | NEUTRAL | | 0-0-0 | | 0-1-0 | | 5-2-0 | | | | | |
| 2-7-0 | | 0-0-0 | | 0-3-0 | | CONFERENCE | | 2-4-0 | | 0-0-0 | | 0-0-0 | | | | | |
| 0-3-0 | | 0-0-0 | | 0-3-0 | | HOME | | 0-0-0 | | 0-0-0 | | 0-0-0 | | | | | |
| 2-4-0 | | 0-0-0 | | 0-0-0 | | AWAY | | 2-4-0 | | 0-0-0 | | 0-0-0 | | | | | |
| 0-0-0 | | 0-0-0 | | 0-0-0 | | NEUTRAL | | 0-0-0 | | 0-0-0 | | 0-0-0 | | | | | |
| RPI | S | Opponent | | Score | | RPI | S | Opponent | | Score | | RPI | S | Opponent | | Score | |
| 24 | A | Indiana | | 7 5 | | 36 | H | St. John's (NY) | | 2 6 | | 70 | A | Seton Hall | | 6 2 | |
| | | | | | | 36 | H | St. John's (NY) | | 3 12 | | 70 | A | Seton Hall | | 1 7 | |
| | | | | | | 36 | H | St. John's (NY) | | 3 5 | | 70 | A | Seton Hall | | 4 1 | |
| | | | | | | | | | | | | 99 | A | Xavier | | 4 13 | |
| | | | | | | | | | | | | 99 | A | Xavier | | 12 17 | |
| | | | | | | | | | | | | 99 | A | Xavier | | 2 3 | |
| | | | | | | | | | | | | | | 152 H Saint Louis | | 6 3 | |
| | | | | | | | | | | | | | | 152 H Saint Louis | | 2 4 | |
| | | | | | | | | | | | | | | 152 H Saint Louis | | 6 5 | |
| | | | | | | | | | | | | | | 161 A Presbyterian | | 5 7 | |
| | | | | | | | | | | | | | | 172 A Davidson | | 2 3 | |
| | | | | | | | | | | | | | | 188 H Eastern Ill. | | 6 10 | |
| | | | | | | | | | | | | | | 195 N Eastern Mich. | | 0 4 | |
| | | | | | | | | | | | | | | 195 N Eastern Mich. | | 6 2 | |
| | | | | | | | | | | | | | | 228 A Ohio | | 4 3 | |
| | | | | | | | | | | | | | | 228 A Ohio | | 5 4 | |
| | | | | | | | | | | | | | | 228 A Ohio | | 7 6 | |
| | | | | | | | | | | | | | | 228 N Ohio | | 0 4 | |
| | | | | | | | | | | | | | | 228 N Ohio | | 15 4 | |
| | | | | | | | | | | | | | | 244 N Bucknell | | 4 3 | |
| | | | | | | | | | | | | | | 272 H Dayton | | 4 0 | |
| | | | | | | | | | | | | | | 278 N La Salle | | 6 5 | |
| | | | | | | | | | | | | | | 278 N La Salle | | 3 1 | |
| | | | | | | | | | | | | | | 281 A Chicago St. | | 6 2 | |
| | | | | | | | | | | | | | | 286 A Alcorn | | 8 13 | |
| | | | | | | | | | | | | | | 286 A Alcorn | | 5 0 | |
| | | | | | | | | | | | | | | 286 A Alcorn | | 1 5 | |
| | | | | | | | | | | | | | | 286 A Alcorn | | 3 2 | |
| | | | | | | | | | | | | | | 297 A Fort Wayne | | 10 3 | |
| | | | | | | | | | | | | | | 297 H Fort Wayne | | 2 0 | |
| <hr/> | | | | | | | | | | | | | | | | | |
| LAST 10 GAMES | | | | | | LAST 10 GAMES | | | | | | LAST 10 GAMES | | | | | |
| | | | | | | 272 | H | Dayton | | 4 0 | | 188 | H | Eastern Ill. | | 6 10 | |
| | | | | | | 99 | A | Xavier | | 2 3 | | 36 | H | St. John's (NY) | | 3 12 | |
| | | | | | | 99 | A | Xavier | | 12 17 | | 36 | H | St. John's (NY) | | 3 5 | |
| | | | | | | 99 | A | Xavier | | 4 13 | | 36 | H | St. John's (NY) | | 2 6 | |
| | | | | | | 24 | A | Indiana | | 7 5 | | 297 | A | Fort Wayne | | 10 3 | |

Non-Div. I Games: DePauw 8 1 Lewis 7 3

Butler

| RPI | S | Opponent | Score |
|-----|---|------------|-------|
| 297 | H | Fort Wayne | 13 3 |

Butler

M
a
r
i
s
t

Marist

| RPI | S | Opponent | Score | |
|-----|---|---------------|-------|---|
| 243 | A | Quinnipiac | 4 | 7 |
| 244 | N | Bucknell | 10 | 8 |
| 244 | N | Bucknell | 5 | 0 |
| 244 | N | Bucknell | 3 | 7 |
| 249 | N | Iona | 1 | 3 |
| 249 | N | Iona | 5 | 1 |
| 249 | N | Iona | 10 | 3 |
| 299 | A | Saint Peter's | 6 | 2 |
| 299 | A | Saint Peter's | 17 | 6 |
| 299 | A | Saint Peter's | 27 | 6 |

Marist

[illegible]

Non-Div. I Games:

Wichita St.

| Average RPI Win: | | 184 | WON-LOST RECORD | | WINNING PCT. RANK | | LAST 10 GAMES | | STRENGTH OF SCHEDULE | | OPP. STRENGTH OF SCHEDULE | | TEAM RPI | | ADJ RPI | | CONF. RPI | | ADJ CONF. RPI | | | | |
|------------------|---|----------|-----------------|-----------|-------------------|----------------|---------------|------------|----------------------|-------------|---------------------------|----------|----------|---------------|------------|-------|-----------|-----|---------------|----------------|--|----|----|
| DIV. I ONLY | | | 22-22-0 | | .5 144 | | 5-5-0 | | 135 | | 101 | | 152 | | .49802 151 | | 22 | | 22 | | | | |
| DIV. I NON-CONF. | | | 10-16-0 | | .38462 226 | | 0-2-0 | | 49 | | 25 | | 147 | | .50279 147 | | 23 | | 23 | | | | |
| TOTALS | | RPI 1-25 | | RPI 26-50 | | W-L RECORDS | | RPI 51-100 | | RPI 101-150 | | RPI 150+ | | | | | | | | | | | |
| 22-22-0 | | 0-2-0 | | 0-3-0 | | OVERALL | | 4-10-0 | | 2-1-0 | | 16-6-0 | | | | | | | | | | | |
| 15-11-0 | | 0-1-0 | | 0-0-0 | | HOME | | 3-8-0 | | 0-0-0 | | 12-2-0 | | | | | | | | | | | |
| 7-11-0 | | 0-1-0 | | 0-3-0 | | AWAY | | 1-2-0 | | 2-1-0 | | 4-4-0 | | | | | | | | | | | |
| 0-0-0 | | 0-0-0 | | 0-0-0 | | NEUTRAL | | 0-0-0 | | 0-0-0 | | 0-0-0 | | | | | | | | | | | |
| 10-16-0 | | 0-2-0 | | 0-3-0 | | NON-CONFERENCE | | 4-10-0 | | 2-1-0 | | 4-0-0 | | | | | | | | | | | |
| 5-9-0 | | 0-1-0 | | 0-0-0 | | HOME | | 3-8-0 | | 0-0-0 | | 2-0-0 | | | | | | | | | | | |
| 5-7-0 | | 0-1-0 | | 0-0- | | AWAY | | 1-2-0 | | 2-1-0 | | 2-0-0 | | | | | | | | | | | |
| 0-0-0 | | 0-0-0 | | 0-0-0 | | NEUTRAL | | 0-0-0 | | 0-0-0 | | 0-0-0 | | | | | | | | | | | |
| 12-6-0 | | 0-0-0 | | 0-0-0 | | CONFERENCE | | 0-0-0 | | 0-0-0 | | 12-6-0 | | | | | | | | | | | |
| 10-2-0 | | 0-0-0 | | 0-0-0 | | HOME | | 0-0-0 | | 0-0-0 | | 10-2-0 | | | | | | | | | | | |
| 2-4-0 | | 0-0-0 | | 0-0-0 | | AWAY | | 0-0-0 | | 0-0-0 | | 2-4-0 | | | | | | | | | | | |
| 0-0-0 | | 0-0-0 | | 0-0-0 | | NEUTRAL | | 0-0-0 | | 0-0-0 | | 0-0-0 | | | | | | | | | | | |
| RPI | S | Opponent | | Score | | RPI | S | Opponent | | Score | | RPI | S | Opponent | | Score | | | | | | | |
| 4 | A | Clemson | | 2 | 7 | 42 | A | Nebraska | | 1 | 10 | 64 | A | Coastal Caro. | | 7 | 16 | 118 | A | Georgia | | 9 | 3 |
| 4 | H | Clemson | | 4 | 8 | 42 | A | Nebraska | | 2 | 6 | 64 | H | Coastal Caro. | | 5 | 8 | 118 | A | Georgia | | 15 | 6 |
| | | | | | | 42 | A | Nebraska | | 1 | 6 | 68 | H | Kent St. | | 5 | 13 | 118 | A | Georgia | | 8 | 9 |
| | | | | | | | | | | | | 68 | H | Kent St. | | 0 | 5 | 173 | H | Elon | | 5 | 3 |
| | | | | | | | | | | | | 68 | H | Kent St. | | 10 | 7 | 173 | H | Elon | | 4 | 6 |
| | | | | | | | | | | | | 85 | A | Ga. Southern | | 7 | 14 | 173 | H | Elon | | 11 | 2 |
| | | | | | | | | | | | | 85 | H | Ga. Southern | | 4 | 8 | 176 | H | UNCW | | 2 | 0 |
| | | | | | | | | | | | | 86 | H | East Carolina | | 7 | 12 | 176 | H | UNCW | | 7 | 6 |
| | | | | | | | | | | | | 86 | H | East Carolina | | 12 | 15 | 176 | H | UNCW | | 8 | 7 |
| | | | | | | | | | | | | 90 | A | North Florida | | 20 | 3 | 177 | A | Northeastern | | 3 | 6 |
| | | | | | | | | | | | | 90 | H | North Florida | | 2 | 11 | 177 | A | Northeastern | | 3 | 4 |
| | | | | | | | | | | | | 91 | H | Cincinnati | | 4 | 5 | 177 | A | Northeastern | | 3 | 6 |
| | | | | | | | | | | | | 91 | H | Cincinnati | | 4 | 3 | 198 | A | Charleston So. | | 13 | 5 |
| | | | | | | | | | | | | 91 | H | Cincinnati | | 5 | 3 | 223 | A | James Madison | | 8 | 4 |
| | | | | | | | | | | | | | | | | | | 223 | A | James Madison | | 12 | 11 |
| | | | | | | | | | | | | | | | | | | 223 | A | James Madison | | 5 | 6 |
| | | | | | | | | | | | | | | | | | | 235 | A | The Citadel | | 10 | 1 |
| | | | | | | | | | | | | | | | | | | 235 | H | The Citadel | | 3 | 1 |
| | | | | | | | | | | | | | | | | | | 235 | H | The Citadel | | 3 | 2 |
| | | | | | | | | | | | | | | | | | | 237 | H | Towson | | 16 | 3 |
| | | | | | | | | | | | | | | | | | | 237 | H | Towson | | 5 | 0 |
| | | | | | | | | | | | | | | | | | | 237 | H | Towson | | 8 | 1 |
| | | | | | | | | | | | | | | | | | | 274 | H | Hofstra | | 12 | 1 |
| | | | | | | | | | | | | | | | | | | 274 | H | Hofstra | | 1 | 2 |
| | | | | | | | | | | | | | | | | | | 274 | H | Hofstra | | 4 | 2 |
| LAST 10 GAMES | | | | | | | | | | | | | | | | | | | | | | | |
| | | | | | | 173 | H | Elon | | 4 | 6 | 237 | H | Towson | | 5 | 0 | 274 | H | Hofstra | | 12 | 1 |
| | | | | | | 173 | H | Elon | | 5 | 3 | 237 | H | Towson | | 16 | 3 | 274 | H | Hofstra | | 1 | 2 |
| | | | | | | 173 | H | Elon | | 11 | 2 | 64 | H | Coastal Caro. | | 5 | 8 | 274 | H | Hofstra | | 4 | 2 |
| | | | | | | 4 | A | Clemson | | 2 | 7 | 177 | A | Northeastern | | 3 | 6 | | | | | | |
| | | | | | | 237 | H | Towson | | 8 | 1 | 177 | A | Northeastern | | 3 | 4 | | | | | | |

Non-Div. I Games:

Col. of Charleston

[illegible]

Non-Div. I Games: McKendree

3 5

Saint Louis

| RPI | S | Opponent | Score | |
|-----|---|---------------------|-------|---|
| 288 | H | Fairleigh Dickinson | 5 | 2 |
| 288 | H | Fairleigh Dickinson | 8 | 0 |
| 288 | H | Fairleigh Dickinson | 7 | 5 |
| 291 | N | Lafayette | 24 | 6 |

Saint Louis

S
a
i
n
t
L
o
u
i
s

S
a
i
n
t
L
o
u
i
s

| Average RPI Win: | 189 | WON-LOST | WINNING | LAST 10 | STRENGTH OF | OPP. STRENGTH | TEAM | ADJ | CONF. | ADJ CONF. | |
|-------------------|----------|-------------|-----------|----------------|-------------|---------------|-------|-------------|-------|-----------------|-------|
| Average RPI Loss: | 154 | RECORD | PCT. RANK | GAMES | SCHEDULE | OF SCHEDULE | RPI | RPI | RPI | RPI | |
| DIV. I ONLY | 22-18-0 | .55 | 106 | 7-3-0 | 201 | 168 | 153 | .49709 | 153 | 18 | 18 |
| DIV. I NON-CONF. | 13-9-0 | .59091 | 90 | 2-1-0 | 270 | 204 | 178 | .48566 | 178 | 19 | 19 |
| <hr/> | | | | | | | | | | | |
| TOTALS | RPI 1-25 | RPI 26-50 | | W-L RECORDS | | RPI 51-100 | | RPI 101-150 | | RPI 150+ | |
| 22-18-0 | 0-1-0 | 0-0-0 | | OVERALL | | 1-5-0 | | 3-1-0 | | 18-11-0 | |
| 12-8-0 | 0-1-0 | 0-0-0 | | HOME | | 0-0-0 | | 1-0-0 | | 11-7-0 | |
| 10-10-0 | 0-0-0 | 0-0-0 | | AWAY | | 1-5-0 | | 2-1-0 | | 7-4-0 | |
| 0-0-0 | 0-0-0 | 0-0-0 | | NEUTRAL | | 0-0-0 | | 0-0-0 | | 0-0-0 | |
| 13-9-0 | 0-1-0 | 0-0-0 | | NON-CONFERENCE | | 0-0-0 | | 3-1-0 | | 10-7-0 | |
| 6-5-0 | 0-1-0 | 0-0-0 | | HOME | | 0-0-0 | | 1-0-0 | | 5-4-0 | |
| 7-4-0 | 0-0-0 | 0-0- | | AWAY | | 0-0-0 | | 2-1-0 | | 5-3-0 | |
| 0-0-0 | 0-0-0 | 0-0-0 | | NEUTRAL | | 0-0-0 | | 0-0-0 | | 0-0-0 | |
| 9-9-0 | 0-0-0 | 0-0-0 | | CONFERENCE | | 1-5-0 | | 0-0-0 | | 8-4-0 | |
| 6-3-0 | 0-0-0 | 0-0-0 | | HOME | | 0-0-0 | | 0-0-0 | | 6-3-0 | |
| 3-6-0 | 0-0-0 | 0-0-0 | | AWAY | | 1-5-0 | | 0-0-0 | | 2-1-0 | |
| 0-0-0 | 0-0-0 | 0-0-0 | | NEUTRAL | | 0-0-0 | | 0-0-0 | | 0-0-0 | |
| RPI | S | Opponent | Score | RPI | S | Opponent | Score | RPI | S | Opponent | Score |
| 8 | H | Wake Forest | 8 18 | | | | | 56 | A | Liberty | 1 11 |
| | | | | | | | | 56 | A | Liberty | 7 4 |
| | | | | | | | | 56 | A | Liberty | 2 14 |
| | | | | | | | | 84 | A | Winthrop | 3 7 |
| | | | | | | | | 84 | A | Winthrop | 5 12 |
| | | | | | | | | 84 | A | Winthrop | 0 4 |
| | | | | | | | | 122 | H | UNCG | 1 0 |
| | | | | | | | | 146 | A | Kennesaw St. | 7 6 |
| | | | | | | | | 146 | A | Kennesaw St. | 4 5 |
| | | | | | | | | 146 | A | Kennesaw St. | 6 3 |
| | | | | | | | | 158 | H | Gardner-Webb | 12 7 |
| | | | | | | | | 158 | H | Gardner-Webb | 2 7 |
| | | | | | | | | 158 | H | Gardner-Webb | 6 4 |
| | | | | | | | | 161 | A | Presbyterian | 1 13 |
| | | | | | | | | 161 | A | Presbyterian | 13 1 |
| | | | | | | | | 161 | A | Presbyterian | 3 2 |
| | | | | | | | | 172 | A | Davidson | 12 11 |
| | | | | | | | | 172 | H | Davidson | 7 0 |
| | | | | | | | | 173 | A | Elon | 5 3 |
| | | | | | | | | 173 | H | Elon | 8 14 |
| | | | | | | | | 176 | A | UNCW | 3 7 |
| | | | | | | | | 184 | H | UNC Asheville | 7 0 |
| | | | | | | | | 184 | H | UNC Asheville | 5 2 |
| | | | | | | | | 184 | H | UNC Asheville | 1 3 |
| | | | | | | | | 199 | A | Stetson | 4 3 |
| | | | | | | | | 199 | A | Stetson | 4 5 |
| | | | | | | | | 199 | A | Stetson | 0 1 |
| | | | | | | | | 212 | A | N.C. A&T | 9 5 |
| | | | | | | | | 230 | H | Campbell | 9 7 |
| | | | | | | | | 230 | H | Campbell | 10 4 |
| | | | | | | | | 230 | H | Campbell | 7 9 |
| | | | | | | | | 231 | H | Army West Point | 4 2 |
| | | | | | | | | 231 | H | Army West Point | 3 2 |
| LAST 10 GAMES | | | | | | | | | | | |
| | | | | 176 | A | UNCW | 3 7 | 184 | H | UNC Asheville | 1 3 |
| | | | | 161 | A | Presbyterian | 13 1 | 184 | H | UNC Asheville | 7 0 |
| | | | | 161 | A | Presbyterian | 3 2 | 184 | H | UNC Asheville | 5 2 |
| | | | | 161 | A | Presbyterian | 1 13 | 173 | A | Elon | 5 3 |
| | | | | 122 | H | UNCG | 1 0 | 230 | H | Campbell | 9 7 |

Non-Div. I Games:

High Point

| RPI | S | Opponent | Score | |
|-----|---|-----------------|-------|----|
| 231 | H | Army West Point | 3 | 7 |
| 262 | A | N.C. Central | 10 | 6 |
| 262 | H | N.C. Central | 5 | 11 |
| 289 | H | NJIT | 6 | 5 |
| 289 | H | NJIT | 2 | 4 |
| 289 | H | NJIT | 11 | 0 |

High Point

H
i
g
h
P
o
i
n
t

H
i
g
h
P
o
i
n
t

| UMBC | | Average RPI Win: | 192 | WON-LOST RECORD | WINNING PCT. RANK | LAST 10 GAMES | STRENGTH OF SCHEDULE | OPP. STRENGTH OF SCHEDULE | TEAM RPI | ADJ RPI | CONF. RPI | ADJ CONF. RPI |
|------------------|-----------------|-------------------|-------|-----------------|-------------------|----------------|----------------------|---------------------------|----------|-------------|-----------|---------------|
| DIV. I ONLY | | Average RPI Loss: | 153 | 17-18-0 | .48571 168 | 8-2-0 | 138 | 253 | 154 | .49697 154 | 16 | 16 |
| DIV. I NON-CONF. | | | | 8-12-0 | .4 211 | 2-0-0 | 174 | 281 | 224 | .46518 222 | 17 | 17 |
| TOTALS | | RPI 1-25 | | RPI 26-50 | | W-L RECORDS | | RPI 51-100 | | RPI 101-150 | | RPI 150+ |
| 17-18-0 | | 0-0-0 | | 0-2-0 | | OVERALL | | 1-3-0 | | 2-1-0 | | 14-12-0 |
| 8-5-0 | | 0-0-0 | | 0-0-0 | | HOME | | 0-0-0 | | 0-0-0 | | 8-5-0 |
| 9-10-0 | | 0-0-0 | | 0-0-0 | | AWAY | | 1-2-0 | | 2-1-0 | | 6-7-0 |
| 0-3-0 | | 0-0-0 | | 0-2-0 | | NEUTRAL | | 0-1-0 | | 0-0-0 | | 0-0-0 |
| 8-12-0 | | 0-0-0 | | 0-2-0 | | NON-CONFERENCE | | 0-1-0 | | 0-0-0 | | 8-9-0 |
| 4-3-0 | | 0-0-0 | | 0-0-0 | | HOME | | 0-0-0 | | 0-0-0 | | 4-3-0 |
| 4-6-0 | | 0-0-0 | | 0-0- | | AWAY | | 0-0-0 | | 0-0-0 | | 4-6-0 |
| 0-3-0 | | 0-0-0 | | 0-2-0 | | NEUTRAL | | 0-1-0 | | 0-0-0 | | 0-0-0 |
| 9-6-0 | | 0-0-0 | | 0-0-0 | | CONFERENCE | | 1-2-0 | | 2-1-0 | | 6-3-0 |
| 4-2-0 | | 0-0-0 | | 0-0-0 | | HOME | | 0-0-0 | | 0-0-0 | | 4-2-0 |
| 5-4-0 | | 0-0-0 | | 0-0-0 | | AWAY | | 1-2-0 | | 2-1-0 | | 2-1-0 |
| 0-0-0 | | 0-0-0 | | 0-0-0 | | NEUTRAL | | 0-0-0 | | 0-0-0 | | 0-0-0 |
| RPI S | Opponent | Score | RPI S | Opponent | Score | RPI S | Opponent | Score | RPI S | Opponent | Score | |
| 36 N | St. John's (NY) | 0 8 | 56 N | Liberty | 5 8 | 147 A | Hartford | 13 12 | | | | |
| 36 N | St. John's (NY) | 3 15 | 59 A | Binghamton | 2 11 | 147 A | Hartford | 7 3 | | | | |
| | | | 59 A | Binghamton | 12 3 | 147 A | Hartford | 7 16 | | | | |
| | | | 59 A | Binghamton | 1 9 | 158 A | Gardner-Webb | 6 0 | | | | |
| | | | | | | 158 A | Gardner-Webb | 3 4 | | | | |
| | | | | | | 158 A | Gardner-Webb | 2 5 | | | | |
| | | | | | | 165 A | Delaware | 6 17 | | | | |
| | | | | | | 165 H | Delaware | 5 4 | | | | |
| | | | | | | 169 H | UMass Lowell | 5 2 | | | | |
| | | | | | | 169 H | UMass Lowell | 2 6 | | | | |
| | | | | | | 169 H | UMass Lowell | 5 2 | | | | |
| | | | | | | 184 A | UNC Asheville | 5 11 | | | | |
| | | | | | | 184 A | UNC Asheville | 6 7 | | | | |
| | | | | | | 184 A | UNC Asheville | 8 4 | | | | |
| | | | | | | 191 A | Navy | 10 1 | | | | |
| | | | | | | 193 A | George Washington | 2 3 | | | | |
| | | | | | | 193 H | George Washington | 3 4 | | | | |
| | | | | | | 196 H | George Mason | 4 2 | | | | |
| | | | | | | 208 A | Georgetown | 10 2 | | | | |
| | | | | | | 217 A | Albany (NY) | 2 10 | | | | |
| | | | | | | 217 A | Albany (NY) | 5 2 | | | | |
| | | | | | | 217 A | Albany (NY) | 15 8 | | | | |
| | | | | | | 217 H | Albany (NY) | 9 3 | | | | |
| | | | | | | 217 H | Albany (NY) | 1 9 | | | | |
| | | | | | | 217 H | Albany (NY) | 7 6 | | | | |
| | | | | | | 237 H | Towson | 3 7 | | | | |
| | | | | | | 292 H | Coppin St. | 4 10 | | | | |
| LAST 10 GAMES | | | | | | | | | | | | |
| 191 A | Navy | 10 1 | 169 H | UMass Lowell | 5 2 | 217 H | Albany (NY) | 9 3 | | | | |
| 217 A | Albany (NY) | 2 10 | 169 H | UMass Lowell | 5 2 | 217 H | Albany (NY) | 1 9 | | | | |
| 217 A | Albany (NY) | 5 2 | 169 H | UMass Lowell | 2 6 | 217 H | Albany (NY) | 7 6 | | | | |
| 217 A | Albany (NY) | 15 8 | 147 A | Hartford | 13 12 | 237 H | Towson | 3 7 | | | | |
| 208 A | Georgetown | 10 2 | 147 A | Hartford | 7 3 | 292 H | Coppin St. | 4 10 | | | | |

Non-Div. I Games:

UMBC

| RPI | S | Opponent | Score | |
|-----|---|----------------|-------|---|
| 298 | H | Mt. St. Mary's | 19 | 7 |
| 298 | H | Mt. St. Mary's | 14 | 1 |

UMBC

U
M
B
C

U
M
B
C

| Average RPI Win: | | 201 | WON-LOST | | WINNING | | LAST 10 | | STRENGTH OF | | OPP. STRENGTH | | TEAM | | ADJ | | CONF. | | ADJ CONF. | | | | |
|------------------------|---|----------------|----------|-----------|-----------|----------------|---------|-----------------------|-------------|-------------|---------------|---------------|------|-----------------|--------|------------------------|-------|---------------|-----------|------------------|--|-------|----|
| Average RPI Loss: | | 95 | RECORD | | PCT. RANK | | GAMES | | SCHEDULE | | OF SCHEDULE | | RPI | | RPI | | RPI | | RPI | | | | |
| DIV. I ONLY | | | 23-23-0 | | .5 | 144 | 4-6-0 | | 130 | | 172 | | 155 | | .49632 | | 155 | 12 | 12 | | | | |
| DIV. I NON-CONF. | | | 13-12-0 | | .52 | 138 | 0-2-0 | | 224 | | 200 | | 227 | | .46444 | | 225 | 13 | 13 | | | | |
| TOTALS | | RPI 1-25 | | RPI 26-50 | | W-L RECORDS | | RPI 51-100 | | RPI 101-150 | | RPI 150+ | | | | | | | | | | | |
| 23-23-0 | | 1-4-0 | | 1-7-0 | | OVERALL | | 1-6-0 | | 5-1-0 | | 15-5-0 | | | | | | | | | | | |
| 17-7-0 | | 0-1-0 | | 0-2-0 | | HOME | | 1-1-0 | | 3-0-0 | | 13-3-0 | | | | | | | | | | | |
| 5-13-0 | | 0-1-0 | | 1-4-0 | | AWAY | | 0-5-0 | | 2-1-0 | | 2-2-0 | | | | | | | | | | | |
| 1-3-0 | | 1-2-0 | | 0-1-0 | | NEUTRAL | | 0-0-0 | | 0-0-0 | | 0-0-0 | | | | | | | | | | | |
| 13-12-0 | | 1-4-0 | | 0-2-0 | | NON-CONFERENCE | | 1-3-0 | | 0-0-0 | | 11-3-0 | | | | | | | | | | | |
| 12-4-0 | | 0-1-0 | | 0-0-0 | | HOME | | 1-1-0 | | 0-0-0 | | 11-2-0 | | | | | | | | | | | |
| 0-5-0 | | 0-1-0 | | 0-0- | | AWAY | | 0-2-0 | | 0-0-0 | | 0-1-0 | | | | | | | | | | | |
| 1-3-0 | | 1-2-0 | | 0-1-0 | | NEUTRAL | | 0-0-0 | | 0-0-0 | | 0-0-0 | | | | | | | | | | | |
| 10-11-0 | | 0-0-0 | | 1-5-0 | | CONFERENCE | | 0-3-0 | | 5-1-0 | | 4-2-0 | | | | | | | | | | | |
| 5-3-0 | | 0-0-0 | | 0-2-0 | | HOME | | 0-0-0 | | 3-0-0 | | 2-1-0 | | | | | | | | | | | |
| 5-8-0 | | 0-0-0 | | 1-3-0 | | AWAY | | 0-3-0 | | 2-1-0 | | 2-1-0 | | | | | | | | | | | |
| 0-0-0 | | 0-0-0 | | 0-0-0 | | NEUTRAL | | 0-0-0 | | 0-0-0 | | 0-0-0 | | | | | | | | | | | |
| RPI | S | Opponent | | Score | | RPI | S | Opponent | | Score | | RPI | S | Opponent | | Score | | RPI | S | Opponent | | Score | |
| 8 | N | Wake Forest | | 0 | 5 | 26 | A | McNeese | | 3 | 12 | 57 | A | Louisiana | | 2 | 18 | 135 | H | Houston Baptist | | 2 | 1 |
| 8 | N | Wake Forest | | 12 | 5 | 26 | A | McNeese | | 8 | 11 | 57 | H | Louisiana | | 3 | 1 | 135 | H | Houston Baptist | | 3 | 1 |
| 11 | H | West Virginia | | 1 | 8 | 26 | A | McNeese | | 2 | 9 | 77 | A | Sam Houston St. | | 3 | 8 | 135 | H | Houston Baptist | | 3 | 2 |
| 15 | A | LSU | | 2 | 3 | 32 | A | Houston | | 3 | 5 | 77 | A | Sam Houston St. | | 2 | 11 | 137 | A | Lamar University | | 2 | 0 |
| 21 | N | Southern Miss. | | 8 | 16 | 35 | N | Ole Miss | | 0 | 5 | 77 | A | Sam Houston St. | | 5 | 6 | 137 | A | Lamar University | | 5 | 7 |
| | | | | | | 38 | A | Southeastern La. | | 3 | 2 | 82 | A | Tulane | | 3 | 9 | 137 | A | Lamar University | | 5 | 4 |
| | | | | | | 38 | H | Southeastern La. | | 6 | 11 | 82 | H | Tulane | | 2 | 3 | 214 | H | Brown | | 4 | 3 |
| | | | | | | 38 | H | Southeastern La. | | 0 | 4 | | | | | | | 214 | H | Brown | | 4 | 1 |
| | | | | | | | | | | | | | | | | | | 214 | H | Brown | | 3 | 1 |
| | | | | | | | | | | | | | | | | | | 215 | A | Northwestern St. | | 9 | 1 |
| | | | | | | | | | | | | | | | | | | 215 | A | Northwestern St. | | 5 | 8 |
| | | | | | | | | | | | | | | | | | | 215 | A | Northwestern St. | | 8 | 4 |
| | | | | | | | | | | | | | | | | | | 251 | H | LIU Brooklyn | | 3 | 0 |
| | | | | | | | | | | | | | | | | | | 264 | H | Incarnate Word | | 4 | 1 |
| | | | | | | | | | | | | | | | | | | 264 | H | Incarnate Word | | 9 | 8 |
| | | | | | | | | | | | | | | | | | | 264 | H | Incarnate Word | | 4 | 5 |
| | | | | | | | | | | | | | | | | | | 273 | H | Texas Southern | | 10 | 1 |
| | | | | | | | | | | | | | | | | | | 273 | H | Texas Southern | | 2 | 3 |
| | | | | | | | | | | | | | | | | | | 273 | H | Texas Southern | | 2 | 1 |
| | | | | | | | | | | | | | | | | | | 274 | H | Hofstra | | 3 | 10 |
| | | | | | | | | | | | | | | | | | | 276 | H | Wagner | | 11 | 4 |
| | | | | | | | | | | | | | | | | | | 286 | H | Alcorn | | 7 | 6 |
| | | | | | | | | | | | | | | | | | | 286 | H | Alcorn | | 13 | 5 |
| | | | | | | | | | | | | | | | | | | 293 | H | Mississippi Val. | | 4 | 3 |
| | | | | | | | | | | | | | | | | | | 294 | A | Southern U. | | 5 | 6 |
| | | | | | | | | | | | | | | | | | | 294 | H | Southern U. | | 10 | 9 |
| | | | | | | | | | | | | | | | | | | | | | | | |
| LAST 10 GAMES | | | | | | LAST 10 GAMES | | | | | | LAST 10 GAMES | | | | | | LAST 10 GAMES | | | | | |
| 137 A Lamar University | | | | | | 5 | 4 | 38 A Southeastern La. | | | | | | 3 | 2 | 286 H Alcorn | | | | | | 7 | 6 |
| 137 A Lamar University | | | | | | 5 | 7 | 38 H Southeastern La. | | | | | | 0 | 4 | 293 H Mississippi Val. | | | | | | 4 | 3 |
| 137 A Lamar University | | | | | | 2 | 0 | 21 N Southern Miss. | | | | | | 8 | 16 | 294 A Southern U. | | | | | | 5 | 6 |
| 294 A Southern U. | | | | | | 5 | 6 | 264 H Incarnate Word | | | | | | 9 | 8 | 294 H Southern U. | | | | | | 10 | 9 |
| 38 H Southeastern La. | | | | | | 6 | 11 | 264 H Incarnate Word | | | | | | 4 | 5 | | | | | | | | |

| Average RPI Win: | 217 | WON-LOST RECORD | WINNING PCT. RANK | LAST 10 GAMES | STRENGTH OF SCHEDULE | OPP. STRENGTH OF SCHEDULE | TEAM RPI | ADJ RPI | CONF. RPI | ADJ CONF. RPI | |
|-------------------|----------|-----------------|-------------------|----------------|----------------------|---------------------------|----------|-------------|-----------|---------------|-------|
| Average RPI Loss: | 173 | | | | | | | | | | |
| DIV. I ONLY | 26-17-0 | .60465 | 75 | 7-3-0 | 270 | 233 | 156 | .49521 | 156 | 26 | 26 |
| DIV. I NON-CONF. | 16-11-0 | .59259 | 89 | 0-2-0 | 278 | 193 | 165 | .49238 | 164 | 25 | 25 |
| <hr/> | | | | | | | | | | | |
| TOTALS | RPI 1-25 | RPI 26-50 | | W-L RECORDS | | RPI 51-100 | | RPI 101-150 | | RPI 150+ | |
| 26-17-0 | 0-0-0 | 0-0-0 | | OVERALL | | 1-2-0 | | 2-6-0 | | 23-9-0 | |
| 7-3-0 | 0-0-0 | 0-0-0 | | HOME | | 0-0-0 | | 0-0-0 | | 7-3-0 | |
| 9-12-0 | 0-0-0 | 0-0-0 | | AWAY | | 1-2-0 | | 2-6-0 | | 6-4-0 | |
| 10-2-0 | 0-0-0 | 0-0-0 | | NEUTRAL | | 0-0-0 | | 0-0-0 | | 10-2-0 | |
| <hr/> | | | | | | | | | | | |
| 16-11-0 | 0-0-0 | 0-0-0 | | NON-CONFERENCE | | 1-2-0 | | 2-3-0 | | 13-6-0 | |
| 2-2-0 | 0-0-0 | 0-0-0 | | HOME | | 0-0-0 | | 0-0-0 | | 2-2-0 | |
| 5-7-0 | 0-0-0 | 0-0- | | AWAY | | 1-2-0 | | 2-3-0 | | 2-2-0 | |
| 9-2-0 | 0-0-0 | 0-0-0 | | NEUTRAL | | 0-0-0 | | 0-0-0 | | 9-2-0 | |
| <hr/> | | | | | | | | | | | |
| 10-6-0 | 0-0-0 | 0-0-0 | | CONFERENCE | | 0-0-0 | | 0-3-0 | | 10-3-0 | |
| 5-1-0 | 0-0-0 | 0-0-0 | | HOME | | 0-0-0 | | 0-0-0 | | 5-1-0 | |
| 4-5-0 | 0-0-0 | 0-0-0 | | AWAY | | 0-0-0 | | 0-3-0 | | 4-2-0 | |
| 1-0-0 | 0-0-0 | 0-0-0 | | NEUTRAL | | 0-0-0 | | 0-0-0 | | 1-0-0 | |
| <hr/> | | | | | | | | | | | |
| RPI S | Opponent | Score | RPI S | Opponent | Score | RPI S | Opponent | Score | RPI S | Opponent | Score |
| | | | | | | 84 A | Winthrop | 9 5 | 133 A | Virginia Tech | 0 11 |
| | | | | | | 84 A | Winthrop | 1 3 | 146 A | Kennesaw St. | 4 8 |
| | | | | | | 84 A | Winthrop | 1 2 | 146 A | Kennesaw St. | 15 7 |
| | | | | | | | | | 146 A | Kennesaw St. | 8 5 |
| | | | | | | | | | 146 A | Kennesaw St. | 2 5 |
| | | | | | | | | | 149 A | Marist | 3 13 |
| | | | | | | | | | 149 A | Marist | 4 11 |
| | | | | | | | | | 149 A | Marist | 7 10 |
| | | | | | | | | | 158 A | Gardner-Webb | 0 5 |
| | | | | | | | | | 158 A | Gardner-Webb | 5 6 |
| | | | | | | | | | 158 A | Gardner-Webb | 10 7 |
| | | | | | | | | | 158 A | Gardner-Webb | 9 5 |
| | | | | | | | | | 183 N | Niagara | 8 0 |
| | | | | | | | | | 196 N | George Mason | 5 6 |
| | | | | | | | | | 196 N | George Mason | 4 2 |
| | | | | | | | | | 196 N | George Mason | 7 1 |
| | | | | | | | | | 197 H | Buffalo | 6 14 |
| | | | | | | | | | 197 H | Buffalo | 6 5 |
| | | | | | | | | | 197 H | Buffalo | 13 5 |
| | | | | | | | | | 203 H | Monmouth | 6 17 |
| | | | | | | | | | 203 H | Monmouth | 4 3 |
| | | | | | | | | | 203 H | Monmouth | 11 10 |
| | | | LAST 10 GAMES | | | | | | 203 H | Monmouth | |
| | | | 243 A | Quinnipiac | 3 2 | 246 H | Rider | 9 0 | 226 N | Fordham | 4 0 |
| | | | 243 A | Quinnipiac | 4 7 | 246 H | Rider | 7 0 | 226 N | Fordham | 2 1 |
| | | | 243 A | Quinnipiac | 10 4 | 246 H | Rider | 4 3 | 226 N | Fordham | 5 3 |
| | | | 183 N | Niagara | 8 0 | 197 H | Buffalo | 6 14 | 226 N | Fordham | 5 6 |
| | | | 263 H | Youngstown St. | 2 4 | 256 A | Siena | 7 2 | 243 A | Quinnipiac | 3 2 |

Non-Div. I Games:

Canisius

| RPI | S | Opponent | Score |
|-----|---|----------------|-------|
| 243 | A | Quinnipiac | 4 7 |
| 243 | A | Quinnipiac | 10 4 |
| 246 | H | Rider | 9 0 |
| 246 | H | Rider | 7 0 |
| 246 | H | Rider | 4 3 |
| 256 | A | Siena | 3 8 |
| 256 | A | Siena | 7 2 |
| 256 | A | Siena | 4 2 |
| 263 | H | Youngstown St. | 2 4 |
| 281 | N | Chicago St. | 8 1 |
| 289 | N | NJIT | 6 1 |
| 297 | N | Fort Wayne | 8 4 |
| 297 | N | Fort Wayne | 13 6 |

Canisius

| Average RPI Win: 155 | | WON-LOST | WINNING | LAST 10 | STRENGTH OF | | OPP. STRENGTH | TEAM | ADJ | CONF. | ADJ CONF. |
|-----------------------|------------|----------|-----------|----------------|-------------|--------|---------------|-------|--------------|--------|-----------|
| Average RPI Loss: 100 | | RECORD | PCT. RANK | GAMES | SCHEDULE | | OF SCHEDULE | RPI | RPI | RPI | RPI |
| DIV. I ONLY | | 17-26-0 | .39535 | 226 | 3-7-0 | | 61 | 143 | 157 | .49464 | 157 |
| DIV. I NON-CONF. | | 12-16-0 | .42857 | 200 | 1-3-0 | | 40 | 182 | 144 | .50417 | 144 |
| TOTALS | | RPI 1-25 | RPI 26-50 | | W-L RECORDS | | RPI 51-100 | | RPI 101-150 | | RPI 150+ |
| 17-26-0 | 1-1-0 | 1-4-0 | | OVERALL | | 5-14-0 | | 1-3-0 | | 9-4-0 | |
| 6-13-0 | 0-0-0 | 1-2-0 | | HOME | | 2-7-0 | | 1-2-0 | | 2-2-0 | |
| 6-8-0 | 0-0-0 | 0-0-0 | | AWAY | | 2-6-0 | | 0-0-0 | | 4-2-0 | |
| 5-5-0 | 1-1-0 | 0-2-0 | | NEUTRAL | | 1-1-0 | | 0-1-0 | | 3-0-0 | |
| 12-16-0 | 1-1-0 | 0-2-0 | | NON-CONFERENCE | | 3-7-0 | | 1-3-0 | | 7-3-0 | |
| 4-6-0 | 0-0-0 | 0-0-0 | | HOME | | 1-2-0 | | 1-2-0 | | 2-2-0 | |
| 3-5-0 | 0-0-0 | 0-0- | | AWAY | | 1-4-0 | | 0-0-0 | | 2-1-0 | |
| 5-5-0 | 1-1-0 | 0-2-0 | | NEUTRAL | | 1-1-0 | | 0-1-0 | | 3-0-0 | |
| 5-10-0 | 0-0-0 | 1-2-0 | | CONFERENCE | | 2-7-0 | | 0-0-0 | | 2-1-0 | |
| 2-7-0 | 0-0-0 | 1-2-0 | | HOME | | 1-5-0 | | 0-0-0 | | 0-0-0 | |
| 3-3-0 | 0-0-0 | 0-0-0 | | AWAY | | 1-2-0 | | 0-0-0 | | 2-1-0 | |
| 0-0-0 | 0-0-0 | 0-0-0 | | NEUTRAL | | 0-0-0 | | 0-0-0 | | 0-0-0 | |
| RPI S | Opponent | Score | | RPI S | Opponent | Score | | RPI S | Opponent | Score | |
| 1 N | Oregon St. | 1 | 5 | 42 H | Nebraska | 9 | 7 | 66 A | FGCU | 9 | 10 |
| 1 N | Oregon St. | 6 | 1 | 42 H | Nebraska | 1 | 3 | 66 A | FGCU | 1 | 13 |
| | | | | 42 H | Nebraska | 9 | 11 | 66 A | FGCU | 5 | 4 |
| | | | | 49 N | Utah | 4 | 6 | 68 H | Kent St. | 9 | 8 |
| | | | | 49 N | Utah | 0 | 12 | 74 H | Minnesota | 5 | 15 |
| | | | | | | | | 74 H | Minnesota | 5 | 6 |
| | | | | | | | | 74 H | Minnesota | 2 | 5 |
| | | | | | | | | 83 A | Michigan St. | 5 | 6 |
| | | | | | | | | 83 A | Michigan St. | 13 | 8 |
| | | | | | | | | 83 A | Michigan St. | 0 | 2 |
| | | | | | | | | 91 H | Cincinnati | 1 | 7 |
| | | | | | | | | 95 H | Purdue | 13 | 2 |
| | | | | | | | | 95 H | Purdue | 1 | 6 |
| | | | | | | | | 95 H | Purdue | 1 | 2 |
| | | | | | | | | 96 N | Kansas St. | 2 | 3 |
| | | | | | | | | 96 N | Kansas St. | 6 | 3 |
| | | | | | | | | 99 A | Xavier | 5 | 6 |
| | | | | | | | | 99 A | Xavier | 4 | 5 |
| | | | | | | | | 99 H | Xavier | 2 | 3 |
| LAST 10 GAMES | | | | | | | | | | | |
| | | | | 42 H | Nebraska | 9 | 11 | 122 H | UNCG | 4 | 11 |
| | | | | 42 H | Nebraska | 1 | 3 | 239 H | Northern Ky. | 1 | 8 |
| | | | | 42 H | Nebraska | 9 | 7 | 83 A | Michigan St. | 13 | 8 |
| | | | | 122 H | UNCG | 5 | 4 | 83 A | Michigan St. | 5 | 6 |
| | | | | 122 H | UNCG | 4 | 11 | 83 A | Michigan St. | 0 | 2 |

Non-Div. I Games:

Ohio St.

| Average RPI Win: | 179 | WON-LOST RECORD | WINNING PCT. RANK | LAST 10 GAMES | STRENGTH OF SCHEDULE | OPP. STRENGTH OF SCHEDULE | TEAM RPI | ADJ RPI | CONF. RPI | ADJ CONF. RPI | | | | | |
|------------------|----------|-----------------|-------------------|----------------|----------------------|---------------------------|----------|-------------|-----------|-----------------|-------|-----|---|-----------------|-------|
| DIV. I ONLY | | 22-21-0 | .51163 | 134 | 5-5-0 | 119 | 223 | 158 | .49432 | 158 | 18 | 18 | | | |
| DIV. I NON-CONF. | | 13-12-0 | .52 | 138 | 2-0-0 | 102 | 238 | 159 | .49572 | 159 | 19 | 19 | | | |
| <hr/> | | | | | | | | | | | | | | | |
| TOTALS | RPI 1-25 | RPI 26-50 | | W-L RECORDS | | RPI 51-100 | | RPI 101-150 | | RPI 150+ | | | | | |
| 22-21-0 | 0-1-0 | 0-0-0 | | OVERALL | | 2-3-0 | | 3-0-0 | | 17-17-0 | | | | | |
| 15-12-0 | 0-0-0 | 0-0-0 | | HOME | | 2-3-0 | | 2-0-0 | | 11-9-0 | | | | | |
| 7-9-0 | 0-1-0 | 0-0-0 | | AWAY | | 0-0-0 | | 1-0-0 | | 6-8-0 | | | | | |
| 0-0-0 | 0-0-0 | 0-0-0 | | NEUTRAL | | 0-0-0 | | 0-0-0 | | 0-0-0 | | | | | |
| <hr/> | | | | | | | | | | | | | | | |
| 13-12-0 | 0-1-0 | 0-0-0 | | NON-CONFERENCE | | 1-1-0 | | 3-0-0 | | 9-10-0 | | | | | |
| 10-8-0 | 0-0-0 | 0-0-0 | | HOME | | 1-1-0 | | 2-0-0 | | 7-7-0 | | | | | |
| 3-4-0 | 0-1-0 | 0-0- | | AWAY | | 0-0-0 | | 1-0-0 | | 2-3-0 | | | | | |
| 0-0-0 | 0-0-0 | 0-0-0 | | NEUTRAL | | 0-0-0 | | 0-0-0 | | 0-0-0 | | | | | |
| <hr/> | | | | | | | | | | | | | | | |
| 9-9-0 | 0-0-0 | 0-0-0 | | CONFERENCE | | 1-2-0 | | 0-0-0 | | 8-7-0 | | | | | |
| 5-4-0 | 0-0-0 | 0-0-0 | | HOME | | 1-2-0 | | 0-0-0 | | 4-2-0 | | | | | |
| 4-5-0 | 0-0-0 | 0-0-0 | | AWAY | | 0-0-0 | | 0-0-0 | | 4-5-0 | | | | | |
| 0-0-0 | 0-0-0 | 0-0-0 | | NEUTRAL | | 0-0-0 | | 0-0-0 | | 0-0-0 | | | | | |
| <hr/> | | | | | | | | | | | | | | | |
| RPI | S | Opponent | Score | RPI | S | Opponent | Score | RPI | S | Opponent | Score | | | | |
| 2 | A | North Carolina | 1 11 | | | | | 56 | H | Liberty | 8 10 | | | | |
| | | | | | | | | 56 | H | Liberty | 10 8 | | | | |
| | | | | | | | | 56 | H | Liberty | 4 17 | | | | |
| | | | | | | | | 93 | H | Wright St. | 6 8 | | | | |
| | | | | | | | | 93 | H | Wright St. | 9 8 | | | | |
| | | | | | | | | | | | | 109 | A | Western Caro. | 15 13 |
| | | | | | | | | | | | | 109 | H | Western Caro. | 7 5 |
| | | | | | | | | | | | | 140 | H | Furman | 5 0 |
| | | | | | | | | | | | | 153 | A | High Point | 7 12 |
| | | | | | | | | | | | | 153 | A | High Point | 7 2 |
| | | | | | | | | | | | | 153 | A | High Point | 4 6 |
| | | | | | | | | | | | | 154 | H | UMBC | 0 6 |
| | | | | | | | | | | | | 154 | H | UMBC | 5 2 |
| | | | | | | | | | | | | 154 | H | UMBC | 4 3 |
| | | | | | | | | | | | | 156 | H | Canisius | 5 0 |
| | | | | | | | | | | | | 156 | H | Canisius | 6 5 |
| | | | | | | | | | | | | 156 | H | Canisius | 7 10 |
| | | | | | | | | | | | | 156 | H | Canisius | 5 9 |
| | | | | | | | | | | | | 161 | A | Presbyterian | 1 2 |
| | | | | | | | | | | | | 161 | A | Presbyterian | 10 4 |
| | | | | | | | | | | | | 161 | A | Presbyterian | 1 2 |
| | | | | | | | | | | | | 171 | A | ETSU | 5 1 |
| | | | | | | | | | | | | 171 | A | ETSU | 4 5 |
| | | | | | | | | | | | | 171 | A | ETSU | 4 19 |
| | | | | | | | | | | | | 172 | A | Davidson | 2 11 |
| | | | | | | | | | | | | 175 | H | Appalachian St. | 1 5 |
| | | | | | | | | | | | | 175 | H | Appalachian St. | 4 5 |
| | | | | | | | | | | | | 175 | H | Appalachian St. | 2 4 |
| | | | | | | | | | | | | 198 | A | Charleston So. | 6 3 |
| | | | | | | | | | | | | 198 | A | Charleston So. | 7 5 |
| | | | | | | | | | | | | 198 | A | Charleston So. | 2 18 |
| | | | | | | | | | | | | 208 | H | Georgetown | 2 4 |
| <hr/> | | | | | | | | | | | | | | | |
| LAST 10 GAMES | | | | | | | | | | | | | | | |
| 161 | A | Presbyterian | 1 2 | 56 | H | Liberty | 10 8 | 175 | H | Appalachian St. | 2 4 | | | | |
| 161 | A | Presbyterian | 1 2 | 56 | H | Liberty | 8 10 | 198 | A | Charleston So. | 6 3 | | | | |
| 161 | A | Presbyterian | 10 4 | 109 | H | Western Caro. | 7 5 | 198 | A | Charleston So. | 7 5 | | | | |
| 140 | H | Furman | 5 0 | 198 | A | Charleston So. | 7 5 | 198 | A | Charleston So. | 2 18 | | | | |
| 56 | H | Liberty | 4 17 | 198 | A | Charleston So. | 2 18 | 208 | H | Georgetown | 2 4 | | | | |

Non-Div. I Games:

Gardner-Webb

| RPI | S | Opponent | Score | |
|-----|---|-------------|-------|---|
| 208 | H | Georgetown | 8 | 1 |
| 208 | H | Georgetown | 4 | 3 |
| 230 | H | Campbell | 10 | 9 |
| 230 | H | Campbell | 2 | 7 |
| 230 | H | Campbell | 6 | 8 |
| 243 | H | Quinnipiac | 5 | 2 |
| 259 | H | Longwood | 7 | 2 |
| 259 | H | Longwood | 4 | 3 |
| 259 | H | Longwood | 4 | 2 |
| 267 | A | USC Upstate | 10 | 5 |

Gardner-Webb

G
a
r
d
n
e
r
-
W
e
b
b

G
a
r
d
n
e
r
-
W
e
b
b

| Average RPI Win: 178 | | WON-LOST RECORD | | WINNING PCT. RANK | | LAST 10 GAMES | | STRENGTH OF SCHEDULE | | OPP. STRENGTH OF SCHEDULE | | TEAM RPI | | ADJ RPI | | CONF. RPI | | ADJ CONF. RPI | |
|----------------------|--------------|----------------------|----|-------------------|--------------|-----------------|----|----------------------|-----------------|---------------------------|----|----------|--------------------|----------------------|----|-----------|---|---------------|--|
| DIV. I ONLY | | 14-23-0 | | .37838 236 | | 4-6-0 | | 83 | | 195 | | 159 | | .49426 159 | | 15 | | 15 | |
| DIV. I NON-CONF. | | 10-15-0 | | .4 211 | | 1-1-0 | | 30 | | 220 | | 106 | | .52279 106 | | 12 | | 12 | |
| TOTALS | | RPI 1-25 | | RPI 26-50 | | W-L RECORDS | | RPI 51-100 | | RPI 101-150 | | RPI 150+ | | | | | | | |
| 14-23-0 | | 0-3-0 | | 1-3-0 | | OVERALL | | 2-7-0 | | 4-3-0 | | 7-7-0 | | | | | | | |
| 7-5-0 | | 0-0-0 | | 0-0-0 | | HOME | | 0-0-0 | | 3-2-0 | | 4-3-0 | | | | | | | |
| 7-18-0 | | 0-3-0 | | 1-3-0 | | AWAY | | 2-7-0 | | 1-1-0 | | 3-4-0 | | | | | | | |
| 0-0-0 | | 0-0-0 | | 0-0-0 | | NEUTRAL | | 0-0-0 | | 0-0-0 | | 0-0-0 | | | | | | | |
| 10-15-0 | | 0-0-0 | | 1-3-0 | | NON-CONFERENCE | | 2-7-0 | | 2-2-0 | | 5-3-0 | | | | | | | |
| 3-3-0 | | 0-0-0 | | 0-0-0 | | HOME | | 0-0-0 | | 1-1-0 | | 2-2-0 | | | | | | | |
| 7-12-0 | | 0-0-0 | | 1-0- | | AWAY | | 2-7-0 | | 1-1-0 | | 3-1-0 | | | | | | | |
| 0-0-0 | | 0-0-0 | | 0-0-0 | | NEUTRAL | | 0-0-0 | | 0-0-0 | | 0-0-0 | | | | | | | |
| 4-8-0 | | 0-3-0 | | 0-0-0 | | CONFERENCE | | 0-0-0 | | 2-1-0 | | 2-4-0 | | | | | | | |
| 4-2-0 | | 0-0-0 | | 0-0-0 | | HOME | | 0-0-0 | | 2-1-0 | | 2-1-0 | | | | | | | |
| 0-6-0 | | 0-3-0 | | 0-0-0 | | AWAY | | 0-0-0 | | 0-0-0 | | 0-3-0 | | | | | | | |
| 0-0-0 | | 0-0-0 | | 0-0-0 | | NEUTRAL | | 0-0-0 | | 0-0-0 | | 0-0-0 | | | | | | | |
| RPI S | Opponent | Score | | RPI S | Opponent | Score | | RPI S | Opponent | Score | | RPI S | Opponent | Score | | | | | |
| 19 A | Missouri St. | 3 | 5 | 34 A | UCF | 9 | 12 | 77 A | Sam Houston St. | 7 | 14 | 102 A | Iowa | 1 | 12 | | | | |
| 19 A | Missouri St. | 2 | 9 | 50 A | Mercer | 8 | 6 | 77 A | Sam Houston St. | 2 | 8 | 102 H | Iowa | 6 | 4 | | | | |
| 19 A | Missouri St. | 3 | 13 | 50 A | Mercer | 10 | 11 | 77 A | Sam Houston St. | 1 | 7 | 131 A | Illinois | 2 | 0 | | | | |
| | | | | 50 A | Mercer | 5 | 6 | 88 A | Tennessee Tech | 14 | 16 | 131 H | Illinois | 6 | 8 | | | | |
| | | | | | | | | 88 A | Tennessee Tech | 7 | 5 | 150 H | Wichita St. | 5 | 8 | | | | |
| | | | | | | | | 88 A | Tennessee Tech | 7 | 13 | 150 H | Wichita St. | 11 | 10 | | | | |
| | | | | | | | | 90 A | North Florida | 2 | 4 | 150 H | Wichita St. | 6 | 5 | | | | |
| | | | | | | | | 90 A | North Florida | 4 | 2 | 167 A | Indiana St. | 4 | 6 | | | | |
| | | | | | | | | 90 A | North Florida | 5 | 9 | 167 A | Indiana St. | 1 | 4 | | | | |
| | | | | | | | | | | | | 167 A | Indiana St. | 4 | 5 | | | | |
| | | | | | | | | | | | | 220 A | A&M-Corpus Christi | 7 | 6 | | | | |
| | | | | | | | | | | | | 220 A | A&M-Corpus Christi | 9 | 5 | | | | |
| | | | | | | | | | | | | 220 A | A&M-Corpus Christi | 7 | 10 | | | | |
| | | | | | | | | | | | | 238 H | Northwestern | 2 | 6 | | | | |
| | | | | | | | | | | | | 240 A | SIUE | 10 | 7 | | | | |
| | | | | | | | | | | | | 252 H | Milwaukee | 11 | 5 | | | | |
| | | | | | | | | | | | | 252 H | Milwaukee | 4 | 13 | | | | |
| | | | | | | | | | | | | 252 H | Milwaukee | 3 | 2 | | | | |
| | | | | | | | | | | | | 275 H | Illinois St. | 8 | 6 | | | | |
| | | | | | | | | | | | | 275 H | Illinois St. | 13 | 3 | | | | |
| | | | | | | | | | | | | 275 H | Illinois St. | 4 | 9 | | | | |
| LAST 10 GAMES | | | | | | | | | | | | | | | | | | | |
| | | | | 167 A | Indiana St. | 1 | 4 | 275 H | Illinois St. | 4 | 9 | | | | | | | | |
| | | | | 167 A | Indiana St. | 4 | 6 | 275 H | Illinois St. | 13 | 3 | | | | | | | | |
| | | | | 167 A | Indiana St. | 4 | 5 | 102 H | Iowa | 6 | 4 | | | | | | | | |
| | | | | 131 H | Illinois | 6 | 8 | 150 H | Wichita St. | 5 | 8 | | | | | | | | |
| | | | | 275 H | Illinois St. | 8 | 6 | 150 H | Wichita St. | 11 | 10 | | | | | | | | |
| Non-Div. I Games: | | Robert Morris-Peoria | | 4 | 3 | Cornell College | | 5 | 4 | Eureka | | 9 | 7 | Robert Morris-S'fiel | | 15 | 0 | Bradley | |

| Average RPI Win: 172 | | WON-LOST | WINNING | LAST 10 | STRENGTH OF | | OPP. STRENGTH | TEAM | ADJ | CONF. | ADJ CONF. |
|----------------------|----------------|----------|---------------|-------------------|----------------|-------|-------------------|-------|-------------|----------------|-----------|
| Average RPI Loss: 83 | | RECORD | PCT. RANK | GAMES | SCHEDULE | | OF SCHEDULE | RPI | RPI | RPI | RPI |
| DIV. I ONLY | | 13-23-0 | .36111 | 246 | 4-6-0 | | 37 | 120 | 160 | .49308 | 160 |
| DIV. I NON-CONF. | | 8-13-0 | .38095 | 229 | 1-0-0 | | 27 | 146 | 153 | .4994 | 153 |
| TOTALS | | RPI 1-25 | RPI 26-50 | | W-L RECORDS | | RPI 51-100 | | RPI 101-150 | | RPI 150+ |
| 13-23-0 | | 0-7-0 | 1-5-0 | | OVERALL | | 1-3-0 | | 3-3-0 | | 8-5-0 |
| 9-10-0 | | 0-3-0 | 1-2-0 | | HOME | | 1-1-0 | | 1-2-0 | | 6-2-0 |
| 4-12-0 | | 0-4-0 | 0-3-0 | | AWAY | | 0-1-0 | | 2-1-0 | | 2-3-0 |
| 0-1-0 | | 0-0-0 | 0-0-0 | | NEUTRAL | | 0-1-0 | | 0-0-0 | | 0-0-0 |
| 8-13-0 | | 0-4-0 | 1-2-0 | | NON-CONFERENCE | | 1-3-0 | | 0-0-0 | | 6-4-0 |
| 6-4-0 | | 0-0-0 | 1-2-0 | | HOME | | 1-1-0 | | 0-0-0 | | 4-1-0 |
| 2-8-0 | | 0-4-0 | 0-0- | | AWAY | | 0-1-0 | | 0-0-0 | | 2-3-0 |
| 0-1-0 | | 0-0-0 | 0-0-0 | | NEUTRAL | | 0-1-0 | | 0-0-0 | | 0-0-0 |
| 5-10-0 | | 0-3-0 | 0-3-0 | | CONFERENCE | | 0-0-0 | | 3-3-0 | | 2-1-0 |
| 3-6-0 | | 0-3-0 | 0-0-0 | | HOME | | 0-0-0 | | 1-2-0 | | 2-1-0 |
| 2-4-0 | | 0-0-0 | 0-3-0 | | AWAY | | 0-0-0 | | 2-1-0 | | 0-0-0 |
| 0-0-0 | | 0-0-0 | 0-0-0 | | NEUTRAL | | 0-0-0 | | 0-0-0 | | 0-0-0 |
| RPI S | Opponent | Score | RPI S | Opponent | Score | RPI S | Opponent | Score | RPI S | Opponent | Score |
| 1 A | Oregon St. | 1 4 | 40 A | Cal St. Fullerton | 8 9 | 61 A | Oregon | 2 7 | 130 H | Cal Poly | 1 4 |
| 1 A | Oregon St. | 2 14 | 40 A | Cal St. Fullerton | 0 6 | 72 H | Saint Mary's (CA) | 11 10 | 130 H | Cal Poly | 3 0 |
| 1 A | Oregon St. | 0 4 | 40 A | Cal St. Fullerton | 5 8 | 72 H | Saint Mary's (CA) | 2 5 | 130 H | Cal Poly | 6 9 |
| 12 A | Stanford | 2 8 | 46 H | UConn | 6 9 | 72 N | Saint Mary's (CA) | 4 6 | 138 A | Hawaii | 9 3 |
| 23 H | Long Beach St. | 2 10 | 46 H | UConn | 4 7 | | | | 138 A | Hawaii | 1 3 |
| 23 H | Long Beach St. | 3 9 | 46 H | UConn | 8 7 | | | | 138 A | Hawaii | 11 4 |
| 23 H | Long Beach St. | 9 14 | | | | | | | 174 A | Creighton | 3 4 |
| | | | | | | | | | 174 A | Creighton | 12 1 |
| | | | | | | | | | 174 A | Creighton | 1 2 |
| | | | | | | | | | 180 H | CSUN | 7 5 |
| | | | | | | | | | 180 H | CSUN | 8 2 |
| | | | | | | | | | 180 H | CSUN | 2 4 |
| | | | | | | | | | 213 H | Penn St. | 10 2 |
| | | | | | | | | | 222 A | Sacramento St. | 0 1 |
| | | | | | | | | | 222 H | Sacramento St. | 7 6 |
| | | | | | | | | | 232 A | UNLV | 8 3 |
| | | | | | | | | | 255 H | Utah Valley | 7 6 |
| | | | | | | | | | 255 H | Utah Valley | 9 4 |
| | | | | | | | | | 255 H | Utah Valley | 3 4 |
| | | | LAST 10 GAMES | | | | | | | | |
| | | | 72 H | Saint Mary's (CA) | 11 10 | 138 A | Hawaii | 9 3 | | | |
| | | | 23 H | Long Beach St. | 2 10 | 138 A | Hawaii | 11 4 | | | |
| | | | 23 H | Long Beach St. | 3 9 | 130 H | Cal Poly | 6 9 | | | |
| | | | 23 H | Long Beach St. | 9 14 | 130 H | Cal Poly | 3 0 | | | |
| | | | 138 A | Hawaii | 1 3 | 130 H | Cal Poly | 1 4 | | | |

Non-Div. I Games:

UC Davis

| | | | | | | | | | | | | | | |
|-------------------|----------|-----------|-----------|----------------|---------------|---------------|--------------|-------------|--------|-----------|----|---------------|-------|----|
| Average RPI Win: | 177 | WON-LOST | WINNING | LAST 10 | STRENGTH OF | OPP. STRENGTH | TEAM | ADJ | CONF. | ADJ CONF. | | | | |
| Average RPI Loss: | 157 | RECORD | PCT. RANK | GAMES | SCHEDULE | OF SCHEDULE | RPI | RPI | RPI | RPI | | | | |
| DIV. I ONLY | | 24-23-0 | .51064 | 143 | 5-5-0 | 180 | 151 | 161 | .49138 | 161 | 18 | 18 | | |
| DIV. I NON-CONF. | | 13-16-0 | .44828 | 188 | 1-2-0 | 180 | 142 | 181 | .48517 | 181 | 19 | 19 | | |
| <hr/> | | | | | | | | | | | | | | |
| TOTALS | RPI 1-25 | RPI 26-50 | | W-L RECORDS | | RPI 51-100 | | RPI 101-150 | | RPI 150+ | | | | |
| 24-23-0 | 1-2-0 | 0-0-0 | | OVERALL | | 3-1-0 | | 2-7-0 | | 18-13-0 | | | | |
| 13-10-0 | 0-0-0 | 0-0-0 | | HOME | | 0-0-0 | | 2-2-0 | | 11-8-0 | | | | |
| 10-11-0 | 1-2-0 | 0-0-0 | | AWAY | | 3-0-0 | | 0-4-0 | | 6-5-0 | | | | |
| 1-2-0 | 0-0-0 | 0-0-0 | | NEUTRAL | | 0-1-0 | | 0-1-0 | | 1-0-0 | | | | |
| 13-16-0 | 1-2-0 | 0-0-0 | | NON-CONFERENCE | | 0-1-0 | | 2-7-0 | | 10-6-0 | | | | |
| 7-4-0 | 0-0-0 | 0-0-0 | | HOME | | 0-0-0 | | 2-2-0 | | 5-2-0 | | | | |
| 5-10-0 | 1-2-0 | 0-0- | | AWAY | | 0-0-0 | | 0-4-0 | | 4-4-0 | | | | |
| 1-2-0 | 0-0-0 | 0-0-0 | | NEUTRAL | | 0-1-0 | | 0-1-0 | | 1-0-0 | | | | |
| 11-7-0 | 0-0-0 | 0-0-0 | | CONFERENCE | | 3-0-0 | | 0-0-0 | | 8-7-0 | | | | |
| 6-6-0 | 0-0-0 | 0-0-0 | | HOME | | 0-0-0 | | 0-0-0 | | 6-6-0 | | | | |
| 5-1-0 | 0-0-0 | 0-0-0 | | AWAY | | 3-0-0 | | 0-0-0 | | 2-1-0 | | | | |
| 0-0-0 | 0-0-0 | 0-0-0 | | NEUTRAL | | 0-0-0 | | 0-0-0 | | 0-0-0 | | | | |
| <hr/> | | | | | | | | | | | | | | |
| RPI | S | Opponent | Score | | RPI | S | Opponent | Score | | RPI | S | Opponent | Score | |
| 18 | A | Auburn | 11 | 8 | | | | | | 109 | H | Western Caro. | 6 | 9 |
| 18 | A | Auburn | 0 | 8 | | | | | | 118 | A | Georgia | 7 | 8 |
| 18 | A | Auburn | 5 | 7 | | | | | | 119 | A | Duke | 6 | 14 |
| | | | | | | | | | | 139 | H | Wofford | 6 | 1 |
| | | | | | | | | | | 139 | N | Wofford | 9 | 10 |
| | | | | | | | | | | 140 | A | Furman | 6 | 11 |
| | | | | | | | | | | 140 | A | Furman | 6 | 7 |
| | | | | | | | | | | 140 | H | Furman | 0 | 6 |
| | | | | | | | | | | 148 | H | Butler | 7 | 5 |
| | | | | | | | | | | 153 | H | High Point | 1 | 13 |
| | | | | | | | | | | 153 | H | High Point | 2 | 3 |
| | | | | | | | | | | 153 | H | High Point | 13 | 1 |
| | | | | | | | | | | 158 | H | Gardner-Webb | 4 | 10 |
| | | | | | | | | | | 158 | H | Gardner-Webb | 2 | 1 |
| | | | | | | | | | | 158 | H | Gardner-Webb | 2 | 1 |
| | | | | | | | | | | 172 | A | Davidson | 8 | 6 |
| | | | | | | | | | | 178 | H | Radford | 4 | 3 |
| | | | | | | | | | | 178 | H | Radford | 4 | 1 |
| | | | | | | | | | | 178 | H | Radford | 1 | 4 |
| | | | | | | | | | | 184 | H | UNC Asheville | 2 | 4 |
| | | | | | | | | | | 184 | H | UNC Asheville | 1 | 7 |
| | | | | | | | | | | 184 | H | UNC Asheville | 7 | 4 |
| | | | | | LAST 10 GAMES | | | | | | | | | |
| | | | | | 172 | A | Davidson | 8 | 6 | 153 | H | High Point | 1 | 13 |
| | | | | | 158 | H | Gardner-Webb | 2 | 1 | 153 | H | High Point | 2 | 3 |
| | | | | | 158 | H | Gardner-Webb | 2 | 1 | 153 | H | High Point | 13 | 1 |
| | | | | | 158 | H | Gardner-Webb | 4 | 10 | 140 | A | Furman | 6 | 11 |
| | | | | | 119 | A | Duke | 6 | 14 | 259 | A | Longwood | 10 | 2 |
| | | | | | | | | | | 200 | A | Alabama | 1 | 8 |
| | | | | | | | | | | 200 | A | Alabama | 3 | 4 |

Non-Div. I Games:

Presbyterian

| RPI | S | Opponent | Score | |
|-----|---|-----------------|-------|---|
| 200 | A | Alabama | 4 | 3 |
| 205 | N | UT Martin | 3 | 2 |
| 212 | A | N.C. A&T | 3 | 2 |
| 231 | H | Army West Point | 9 | 0 |
| 231 | H | Army West Point | 13 | 4 |
| 231 | H | Army West Point | 5 | 9 |
| 235 | A | The Citadel | 8 | 9 |
| 259 | A | Longwood | 10 | 2 |
| 259 | A | Longwood | 2 | 1 |
| 259 | A | Longwood | 1 | 2 |
| 262 | A | N.C. Central | 8 | 7 |
| 262 | H | N.C. Central | 8 | 7 |
| 267 | A | USC Upstate | 4 | 5 |

Presbyterian

P
r
e
s
b
y
t
e
r
i
a
n

P
r
e
s
b
y
t
e
r
i
a
n

Non-Div. I Games: CSU Bakersfield

| RPI | S | Opponent | Score | |
|-----|---|-------------|-------|---|
| 281 | A | Chicago St. | 4 | 8 |
| 281 | A | Chicago St. | 3 | 0 |

CSU Bakersfield

| Average RPI Win: 219 | | WON-LOST RECORD | | WINNING PCT. RANK | | LAST 10 GAMES | | STRENGTH OF SCHEDULE | | OPP. STRENGTH OF SCHEDULE | | TEAM RPI | | ADJ RPI | | CONF. RPI | | ADJ CONF. RPI | |
|----------------------|---|-----------------|-------|-------------------|---|----------------|-------|----------------------|---|---------------------------|-------|----------|---|------------------|-------|-----------|--|---------------|--|
| DIV. I ONLY | | 23-18-0 | | .56098 98 | | 5-5-0 | | 207 | | 269 | | 163 | | .49086 163 | | 30 | | 30 | |
| DIV. I NON-CONF. | | 11-13-0 | | .45833 179 | | 2-3-0 | | 60 | | 217 | | 123 | | .51401 122 | | 27 | | 27 | |
| TOTALS | | RPI 1-25 | | RPI 26-50 | | W-L RECORDS | | RPI 51-100 | | RPI 101-150 | | RPI 150+ | | | | | | | |
| 23-18-0 | | 0-0-0 | | 0-5-0 | | OVERALL | | 2-3-0 | | 4-2-0 | | 17-8-0 | | | | | | | |
| 10-7-0 | | 0-0-0 | | 0-1-0 | | HOME | | 1-1-0 | | 3-2-0 | | 6-3-0 | | | | | | | |
| 8-10-0 | | 0-0-0 | | 0-4-0 | | AWAY | | 1-2-0 | | 0-0-0 | | 7-4-0 | | | | | | | |
| 5-1-0 | | 0-0-0 | | 0-0-0 | | NEUTRAL | | 0-0-0 | | 1-0-0 | | 4-1-0 | | | | | | | |
| 11-13-0 | | 0-0-0 | | 0-5-0 | | NON-CONFERENCE | | 2-3-0 | | 2-0-0 | | 7-5-0 | | | | | | | |
| 4-3-0 | | 0-0-0 | | 0-1-0 | | HOME | | 1-1-0 | | 1-0-0 | | 2-1-0 | | | | | | | |
| 2-9-0 | | 0-0-0 | | 0-0- | | AWAY | | 1-2-0 | | 0-0-0 | | 1-3-0 | | | | | | | |
| 5-1-0 | | 0-0-0 | | 0-0-0 | | NEUTRAL | | 0-0-0 | | 1-0-0 | | 4-1-0 | | | | | | | |
| 12-5-0 | | 0-0-0 | | 0-0-0 | | CONFERENCE | | 0-0-0 | | 2-2-0 | | 10-3-0 | | | | | | | |
| 6-4-0 | | 0-0-0 | | 0-0-0 | | HOME | | 0-0-0 | | 2-2-0 | | 4-2-0 | | | | | | | |
| 6-1-0 | | 0-0-0 | | 0-0-0 | | AWAY | | 0-0-0 | | 0-0-0 | | 6-1-0 | | | | | | | |
| 0-0-0 | | 0-0-0 | | 0-0-0 | | NEUTRAL | | 0-0-0 | | 0-0-0 | | 0-0-0 | | | | | | | |
| RPI | S | Opponent | Score | RPI | S | Opponent | Score | RPI | S | Opponent | Score | RPI | S | Opponent | Score | | | | |
| | | | | 27 | A | Oklahoma | 0 3 | 59 | A | Binghamton | 1 6 | 127 | H | Bryant | 9 7 | | | | |
| | | | | 27 | A | Oklahoma | 2 13 | 59 | A | Binghamton | 3 2 | 127 | H | Bryant | 8 0 | | | | |
| | | | | 27 | A | Oklahoma | 1 6 | 59 | A | Binghamton | 2 3 | 127 | H | Bryant | 0 7 | | | | |
| | | | | 27 | A | Oklahoma | 2 11 | 59 | H | Binghamton | 2 1 | 127 | H | Bryant | 3 6 | | | | |
| | | | | 46 | H | UConn | 5 7 | 59 | H | Binghamton | 0 3 | 147 | H | Hartford | 6 4 | | | | |
| | | | | | | | | | | | | 149 | N | Marist | 3 2 | | | | |
| | | | | | | | | | | | | 169 | H | UMass Lowell | 5 0 | | | | |
| | | | | | | | | | | | | 191 | A | Navy | 6 11 | | | | |
| | | | | | | | | | | | | 191 | A | Navy | 3 7 | | | | |
| | | | | | | | | | | | | 211 | N | Maine | 6 3 | | | | |
| | | | | | | | | | | | | 211 | N | Maine | 3 6 | | | | |
| | | | | | | | | | | | | 216 | N | Holy Cross | 3 2 | | | | |
| | | | | | | | | | | | | 243 | A | Quinnipiac | 24 13 | | | | |
| | | | | | | | | | | | | 243 | H | Quinnipiac | 6 3 | | | | |
| | | | | | | | | | | | | 248 | N | South Dakota St. | 15 6 | | | | |
| | | | | | | | | | | | | 248 | N | South Dakota St. | 6 4 | | | | |
| | | | | | | | | | | | | 251 | A | LIU Brooklyn | 5 0 | | | | |
| | | | | | | | | | | | | 251 | A | LIU Brooklyn | 3 0 | | | | |
| | | | | | | | | | | | | 251 | A | LIU Brooklyn | 4 6 | | | | |
| | | | | | | | | | | | | 251 | A | LIU Brooklyn | 9 8 | | | | |
| | | | | | | | | | | | | 256 | A | Siena | 4 5 | | | | |
| | | | | | | | | | | | | 258 | H | Sacred Heart | 3 4 | | | | |
| | | | | | | | | | | | | 258 | H | Sacred Heart | 2 6 | | | | |
| | | | | | | | | | | | | 258 | H | Sacred Heart | 2 1 | | | | |
| | | | | | | | | | | | | 264 | H | Massachusetts | 0 15 | | | | |
| | | | | | | | | | | | | 298 | A | Mt. St. Mary's | 7 5 | | | | |
| | | | | | | | | | | | | 298 | A | Mt. St. Mary's | 7 2 | | | | |
| LAST 10 GAMES | | | | | | | | | | | | | | | | | | | |
| | | | | 243 | A | Quinnipiac | 24 13 | 127 | H | Bryant | 8 0 | 258 | H | Sacred Heart | 2 6 | | | | |
| | | | | 59 | A | Binghamton | 2 3 | 127 | H | Bryant | 0 7 | 258 | H | Sacred Heart | 2 1 | | | | |
| | | | | 59 | A | Binghamton | 3 2 | 127 | H | Bryant | 3 6 | 264 | H | Massachusetts | 0 15 | | | | |
| | | | | 59 | A | Binghamton | 1 6 | 256 | A | Siena | 4 5 | 298 | A | Mt. St. Mary's | 7 5 | | | | |
| | | | | 127 | H | Bryant | 9 7 | 298 | A | Mt. St. Mary's | 11 3 | 298 | A | Mt. St. Mary's | 7 2 | | | | |

Non-Div. I Games:

Central Conn. St.

| RPI | S | Opponent | Score | |
|-----|---|----------------|-------|---|
| 298 | A | Mt. St. Mary's | 11 | 3 |
| 298 | H | Mt. St. Mary's | 2 | 0 |
| 298 | H | Mt. St. Mary's | 4 | 0 |
| 298 | H | Mt. St. Mary's | 9 | 1 |

Central Conn. St.
.
S
t
.

C
e
n
t
r
a
l
C
o
n
n
.
S
t
.

| Average RPI Win: | | 181 | WON-LOST RECORD | | WINNING PCT. RANK | | LAST 10 GAMES | | STRENGTH OF SCHEDULE | | OPP. STRENGTH OF SCHEDULE | | TEAM RPI | | ADJ RPI | | CONF. RPI | | ADJ CONF. RPI | | | | |
|------------------|---|----------|-----------------|-----------|-------------------|----------------|---------------|------------|----------------------|-------------|---------------------------|----------|----------|-----------------|------------|-------|-----------|-----|---------------|-----------------|----|----|--|
| DIV. I ONLY | | | 23-23-0 | | .5 144 | | 2-8-0 | | 163 | | 110 | | 164 | | .49071 164 | | 9 | | 9 | | | | |
| DIV. I NON-CONF. | | | 14-11-0 | | .56 109 | | 1-2-0 | | 137 | | 111 | | 145 | | .50381 145 | | 10 | | 10 | | | | |
| TOTALS | | RPI 1-25 | | RPI 26-50 | | W-L RECORDS | | RPI 51-100 | | RPI 101-150 | | RPI 150+ | | | | | | | | | | | |
| 23-23-0 | | 1-4-0 | | 0-4-0 | | OVERALL | | 6-6-0 | | 1-4-0 | | 15-5-0 | | | | | | | | | | | |
| 17-10-0 | | 1-1-0 | | 0-1-0 | | HOME | | 5-4-0 | | 0-1-0 | | 11-3-0 | | | | | | | | | | | |
| 6-13-0 | | 0-3-0 | | 0-3-0 | | AWAY | | 1-2-0 | | 1-3-0 | | 4-2-0 | | | | | | | | | | | |
| 0-0-0 | | 0-0-0 | | 0-0-0 | | NEUTRAL | | 0-0-0 | | 0-0-0 | | 0-0-0 | | | | | | | | | | | |
| 14-11-0 | | 1-4-0 | | 0-1-0 | | NON-CONFERENCE | | 4-5-0 | | 1-1-0 | | 8-0-0 | | | | | | | | | | | |
| 12-6-0 | | 1-1-0 | | 0-1-0 | | HOME | | 3-3-0 | | 0-1-0 | | 8-0-0 | | | | | | | | | | | |
| 2-5-0 | | 0-3-0 | | 0-0- | | AWAY | | 1-2-0 | | 1-0-0 | | 0-0-0 | | | | | | | | | | | |
| 0-0-0 | | 0-0-0 | | 0-0-0 | | NEUTRAL | | 0-0-0 | | 0-0-0 | | 0-0-0 | | | | | | | | | | | |
| 9-12-0 | | 0-0-0 | | 0-3-0 | | CONFERENCE | | 2-1-0 | | 0-3-0 | | 7-5-0 | | | | | | | | | | | |
| 5-4-0 | | 0-0-0 | | 0-0-0 | | HOME | | 2-1-0 | | 0-0-0 | | 3-3-0 | | | | | | | | | | | |
| 4-8-0 | | 0-0-0 | | 0-3-0 | | AWAY | | 0-0-0 | | 0-3-0 | | 4-2-0 | | | | | | | | | | | |
| 0-0-0 | | 0-0-0 | | 0-0-0 | | NEUTRAL | | 0-0-0 | | 0-0-0 | | 0-0-0 | | | | | | | | | | | |
| RPI | S | Opponent | | Score | | RPI | S | Opponent | | Score | | RPI | S | Opponent | | Score | | | | | | | |
| 14 | A | Baylor | | 2 | 10 | 33 | H | Texas A&M | | 3 | 9 | 53 | A | Oklahoma St. | | 12 | 11 | 101 | A | Troy | 3 | 6 | |
| 14 | H | Baylor | | 0 | 4 | 43 | A | South Ala. | | 4 | 9 | 53 | A | Oklahoma St. | | 3 | 6 | 101 | A | Troy | 3 | 4 | |
| 22 | A | Texas | | 2 | 9 | 43 | A | South Ala. | | 5 | 7 | 53 | A | Oklahoma St. | | 7 | 10 | 101 | A | Troy | 0 | 4 | |
| 22 | A | Texas | | 0 | 2 | 43 | A | South Ala. | | 3 | 8 | 64 | H | Coastal Caro. | | 5 | 4 | 115 | A | UTSA | 11 | 8 | |
| 22 | H | Texas | | 11 | 10 | | | | | | | 64 | H | Coastal Caro. | | 10 | 7 | 115 | H | UTSA | 1 | 9 | |
| | | | | | | | | | | | | 64 | H | Coastal Caro. | | 3 | 4 | 175 | A | Appalachian St. | 2 | 0 | |
| | | | | | | | | | | | | 75 | H | Rice | | 13 | 4 | 175 | A | Appalachian St. | 7 | 4 | |
| | | | | | | | | | | | | 77 | H | Sam Houston St. | | 4 | 7 | 175 | A | Appalachian St. | 6 | 3 | |
| | | | | | | | | | | | | 95 | H | Purdue | | 14 | 5 | 187 | H | Arkansas St. | 7 | 8 | |
| | | | | | | | | | | | | 95 | H | Purdue | | 13 | 11 | 187 | H | Arkansas St. | 16 | 7 | |
| | | | | | | | | | | | | 95 | H | Purdue | | 8 | 12 | 187 | H | Arkansas St. | 7 | 13 | |
| | | | | | | | | | | | | 95 | H | Purdue | | 3 | 9 | 219 | A | Little Rock | 5 | 6 | |
| | | | | | | | | | | | | | | | | | | 219 | A | Little Rock | 4 | 9 | |
| | | | | | | | | | | | | | | | | | | 219 | A | Little Rock | 7 | 3 | |
| | | | | | | | | | | | | | | | | | | 233 | H | UTRGV | 11 | 9 | |
| | | | | | | | | | | | | | | | | | | 234 | H | La.-Monroe | 9 | 5 | |
| | | | | | | | | | | | | | | | | | | 234 | H | La.-Monroe | 7 | 4 | |
| | | | | | | | | | | | | | | | | | | 234 | H | La.-Monroe | 5 | 6 | |
| | | | | | | | | | | | | | | | | | | 260 | H | Richmond | 18 | 3 | |
| | | | | | | | | | | | | | | | | | | 260 | H | Richmond | 13 | 2 | |
| | | | | | | | | | | | | | | | | | | 260 | H | Richmond | 6 | 5 | |
| | | | | | | | | | | | | | | | | | | 285 | H | Prairie View | 10 | 1 | |
| | | | | | | | | | | | | | | | | | | 295 | H | Alabama A&M | 7 | 2 | |
| | | | | | | | | | | | | | | | | | | 295 | H | Alabama A&M | 8 | 3 | |
| | | | | | | | | | | | | | | | | | | 295 | H | Alabama A&M | 10 | 0 | |
| | | | | | | LAST 10 GAMES | | | | | | | | | | | | | | | | | |
| | | | | | | 115 | A | UTSA | | 11 | 8 | 101 | A | Troy | | 3 | 6 | 295 | H | Alabama A&M | 7 | 2 | |
| | | | | | | 43 | A | South Ala. | | 5 | 7 | 101 | A | Troy | | 3 | 4 | 295 | H | Alabama A&M | 8 | 3 | |
| | | | | | | 43 | A | South Ala. | | 4 | 9 | 101 | A | Troy | | 0 | 4 | 295 | H | Alabama A&M | 10 | 0 | |
| | | | | | | 43 | A | South Ala. | | 3 | 8 | 22 | A | Texas | | 0 | 2 | | | | | | |
| | | | | | | 14 | A | Baylor | | 2 | 10 | 234 | H | La.-Monroe | | 7 | 4 | | | | | | |

Non-Div. I Games:

Texas St.

| | | | | | | | | | | | | | | | | | | | | |
|------------------|---|----------------|-----------------|-----------|-------------------|----------------|---------------|--------------|----------------------|-------------|---------------------------|----------|----------|----------------|------------|-------|-----------|--|---------------|--|
| Average RPI Win: | | 208 | WON-LOST RECORD | | WINNING PCT. RANK | | LAST 10 GAMES | | STRENGTH OF SCHEDULE | | OPP. STRENGTH OF SCHEDULE | | TEAM RPI | | ADJ RPI | | CONF. RPI | | ADJ CONF. RPI | |
| DIV. I ONLY | | | 24-18-0 | | .57143 93 | | 6-4-0 | | 241 | | 209 | | 165 | | .49052 165 | | 22 | | 22 | |
| DIV. I NON-CONF. | | | 14-10-0 | | .58333 97 | | 1-1-0 | | 249 | | 233 | | 190 | | .4791 190 | | 23 | | 23 | |
| TOTALS | | RPI 1-25 | | RPI 26-50 | | W-L RECORDS | | RPI 51-100 | | RPI 101-150 | | RPI 150+ | | | | | | | | |
| 24-18-0 | | 1-0-0 | | 0-1-0 | | OVERALL | | 0-1-0 | | 2-3-0 | | 21-13-0 | | | | | | | | |
| 16-3-0 | | 0-0-0 | | 0-0-0 | | HOME | | 0-0-0 | | 2-1-0 | | 14-2-0 | | | | | | | | |
| 5-11-0 | | 0-0-0 | | 0-1-0 | | AWAY | | 0-0-0 | | 0-0-0 | | 5-10-0 | | | | | | | | |
| 3-4-0 | | 1-0-0 | | 0-0-0 | | NEUTRAL | | 0-1-0 | | 0-2-0 | | 2-1-0 | | | | | | | | |
| 14-10-0 | | 1-0-0 | | 0-1-0 | | NON-CONFERENCE | | 0-1-0 | | 0-2-0 | | 13-6-0 | | | | | | | | |
| 11-2-0 | | 0-0-0 | | 0-0-0 | | HOME | | 0-0-0 | | 0-0-0 | | 11-2-0 | | | | | | | | |
| 0-4-0 | | 0-0-0 | | 0-0- | | AWAY | | 0-0-0 | | 0-0-0 | | 0-3-0 | | | | | | | | |
| 3-4-0 | | 1-0-0 | | 0-0-0 | | NEUTRAL | | 0-1-0 | | 0-2-0 | | 2-1-0 | | | | | | | | |
| 10-8-0 | | 0-0-0 | | 0-0-0 | | CONFERENCE | | 0-0-0 | | 2-1-0 | | 8-7-0 | | | | | | | | |
| 5-1-0 | | 0-0-0 | | 0-0-0 | | HOME | | 0-0-0 | | 2-1-0 | | 3-0-0 | | | | | | | | |
| 5-7-0 | | 0-0-0 | | 0-0-0 | | AWAY | | 0-0-0 | | 0-0-0 | | 5-7-0 | | | | | | | | |
| 0-0-0 | | 0-0-0 | | 0-0-0 | | NEUTRAL | | 0-0-0 | | 0-0-0 | | 0-0-0 | | | | | | | | |
| RPI | S | Opponent | | Score | | RPI | S | Opponent | | Score | | RPI | S | Opponent | | Score | | | | |
| 3 | N | Kentucky | | 4 | 3 | 37 | A | Old Dominion | | 1 | 2 | 96 | N | Kansas St. | | 0 | 7 | | | |
| | | | | | | | | | | | | 105 | N | Pittsburgh | | 3 | 5 | | | |
| | | | | | | | | | | | | 105 | N | Pittsburgh | | 2 | 3 | | | |
| | | | | | | | | | | | | 111 | H | William & Mary | | 5 | 4 | | | |
| | | | | | | | | | | | | 111 | H | William & Mary | | 2 | 8 | | | |
| | | | | | | | | | | | | 111 | H | William & Mary | | 8 | 5 | | | |
| | | | | | | | | | | | | 154 | A | UMBC | | 4 | 5 | | | |
| | | | | | | | | | | | | 154 | H | UMBC | | 17 | 6 | | | |
| | | | | | | | | | | | | 157 | N | Ohio St. | | 10 | 15 | | | |
| | | | | | | | | | | | | 169 | H | UMass Lowell | | 5 | 6 | | | |
| | | | | | | | | | | | | 173 | A | Elon | | 3 | 2 | | | |
| | | | | | | | | | | | | 173 | A | Elon | | 2 | 15 | | | |
| | | | | | | | | | | | | 173 | A | Elon | | 11 | 2 | | | |
| | | | | | | | | | | | | 176 | A | UNCW | | 0 | 5 | | | |
| | | | | | | | | | | | | 176 | A | UNCW | | 5 | 16 | | | |
| | | | | | | | | | | | | 176 | A | UNCW | | 5 | 2 | | | |
| | | | | | | | | | | | | 177 | A | Northeastern | | 2 | 3 | | | |
| | | | | | | | | | | | | 177 | A | Northeastern | | 4 | 7 | | | |
| | | | | | | | | | | | | 177 | A | Northeastern | | 2 | 1 | | | |
| | | | | | | | | | | | | 201 | H | Penn | | 10 | 9 | | | |
| | | | | | | | | | | | | 213 | H | Penn St. | | 5 | 0 | | | |
| 213 | H | Penn St. | | 6 | 1 | | | | | | | | | | | | | | | |
| 213 | H | Penn St. | | 8 | 0 | | | | | | | | | | | | | | | |
| 218 | A | Saint Joseph's | | 6 | 7 | | | | | | | | | | | | | | | |
| 218 | H | Saint Joseph's | | 11 | 6 | | | | | | | | | | | | | | | |
| 218 | N | Saint Joseph's | | 10 | 8 | | | | | | | | | | | | | | | |
| 223 | A | James Madison | | 5 | 6 | | | | | | | | | | | | | | | |
| 223 | A | James Madison | | 10 | 2 | | | | | | | | | | | | | | | |

| RPI | S | Opponent | Score | |
|-----|---|---------------|-------|----|
| 223 | A | James Madison | 8 | 12 |
| 246 | H | Rider | 3 | 4 |
| 246 | H | Rider | 8 | 5 |
| 246 | N | Rider | 21 | 6 |
| 270 | H | Delaware St. | 15 | 5 |
| 274 | H | Hofstra | 17 | 7 |
| 274 | H | Hofstra | 8 | 4 |
| 274 | H | Hofstra | 11 | 4 |
| 276 | H | Wagner | 19 | 6 |
| 276 | H | Wagner | 15 | 7 |
| 276 | H | Wagner | 21 | 8 |
| 278 | A | La Salle | 3 | 7 |

Delaware

D
e
l
a
w
a
r
e

D
e
l
a
w
a
r
e

| Average RPI Win: 190 | | WON-LOST | WINNING | LAST 10 | STRENGTH OF | | OPP. STRENGTH | TEAM | ADJ | CONF. | ADJ CONF. |
|-----------------------|--------------|----------|-----------|----------------|------------------|-------|---------------|-------|------------------|--------|-----------|
| Average RPI Loss: 122 | | RECORD | PCT. RANK | GAMES | SCHEDULE | | OF SCHEDULE | RPI | RPI | RPI | RPI |
| DIV. I ONLY | | 21-21-0 | .5 | 144 | 6-4-0 | | 173 | 138 | 166 | .49002 | 166 |
| DIV. I NON-CONF. | | 7-11-0 | .38889 | 220 | 2-0-0 | | 154 | 55 | 213 | .46984 | 211 |
| TOTALS | | RPI 1-25 | RPI 26-50 | | W-L RECORDS | | RPI 51-100 | | RPI 101-150 | | RPI 150+ |
| 21-21-0 | 0-2-0 | 0-0-0 | | OVERALL | | 1-6-0 | | 4-7-0 | | 16-6-0 | |
| 11-11-0 | 0-1-0 | 0-0-0 | | HOME | | 0-4-0 | | 1-3-0 | | 10-3-0 | |
| 10-9-0 | 0-0-0 | 0-0-0 | | AWAY | | 1-2-0 | | 3-4-0 | | 6-3-0 | |
| 0-1-0 | 0-1-0 | 0-0-0 | | NEUTRAL | | 0-0-0 | | 0-0-0 | | 0-0-0 | |
| 7-11-0 | 0-2-0 | 0-0-0 | | NON-CONFERENCE | | 1-6-0 | | 0-2-0 | | 6-1-0 | |
| 4-6-0 | 0-1-0 | 0-0-0 | | HOME | | 0-4-0 | | 0-1-0 | | 4-0-0 | |
| 3-4-0 | 0-0-0 | 0-0-0 | | AWAY | | 1-2-0 | | 0-1-0 | | 2-1-0 | |
| 0-1-0 | 0-1-0 | 0-0-0 | | NEUTRAL | | 0-0-0 | | 0-0-0 | | 0-0-0 | |
| 14-10-0 | 0-0-0 | 0-0-0 | | CONFERENCE | | 0-0-0 | | 4-5-0 | | 10-5-0 | |
| 7-5-0 | 0-0-0 | 0-0-0 | | HOME | | 0-0-0 | | 1-2-0 | | 6-3-0 | |
| 7-5-0 | 0-0-0 | 0-0-0 | | AWAY | | 0-0-0 | | 3-3-0 | | 4-2-0 | |
| 0-0-0 | 0-0-0 | 0-0-0 | | NEUTRAL | | 0-0-0 | | 0-0-0 | | 0-0-0 | |
| RPI S | Opponent | Score | | RPI S | Opponent | Score | | RPI S | Opponent | Score | |
| 19 H | Missouri St. | 5 | 7 | | | | | 55 A | Georgia Tech | 3 | 12 |
| 25 N | Vanderbilt | 11 | 17 | | | | | 55 A | Georgia Tech | 11 | 5 |
| | | | | | | | | 55 A | Georgia Tech | 2 | 10 |
| | | | | | | | | 68 H | Kent St. | 4 | 5 |
| | | | | | | | | 68 H | Kent St. | 0 | 3 |
| | | | | | | | | 68 H | Kent St. | 0 | 15 |
| | | | | | | | | 89 H | Memphis | 0 | 6 |
| | | | | | | | | 110 A | Middle Tenn. | 4 | 10 |
| | | | | | | | | 110 H | Middle Tenn. | 4 | 6 |
| | | | | | | | | 116 A | Jacksonville St. | 10 | 5 |
| | | | | | | | | 116 A | Jacksonville St. | 4 | 9 |
| | | | | | | | | 116 A | Jacksonville St. | 3 | 2 |
| | | | | | | | | 123 H | Morehead St. | 3 | 4 |
| | | | | | | | | 123 H | Morehead St. | 4 | 2 |
| | | | | | | | | 123 H | Morehead St. | 5 | 6 |
| | | | | | | | | 145 A | Austin Peay | 9 | 5 |
| | | | | | | | | 145 A | Austin Peay | 8 | 10 |
| | | | | | | | | 145 A | Austin Peay | 2 | 6 |
| | | | | | | | | 179 A | Southern Ill. | 9 | 3 |
| | | | | | | | | 179 H | Southern Ill. | 18 | 17 |
| | | | | | | | | 182 A | Lipscomb | 9 | 7 |
| | | | | | | | | 185 H | Murray St. | 4 | 16 |
| | | | | | | | | 185 H | Murray St. | 4 | 6 |
| | | | | | | | | 185 H | Murray St. | 14 | 4 |
| | | | | | | | | 188 H | Eastern Ill. | 3 | 7 |
| | | | | | | | | 188 H | Eastern Ill. | 8 | 3 |
| | | | | | | | | 188 H | Eastern Ill. | 10 | 1 |
| | | | | | | | | 205 A | UT Martin | 8 | 5 |
| | | | | | | | | 205 A | UT Martin | 4 | 7 |
| | | | | | | | | 205 A | UT Martin | 8 | 6 |
| | | | | | | | | 229 A | Eastern Ky. | 2 | 0 |
| | | | | | | | | 229 A | Eastern Ky. | 7 | 3 |
| | | | | | | | | 229 A | Eastern Ky. | 2 | 6 |
| | | | | | | | | 238 H | Northwestern | 6 | 1 |
| LAST 10 GAMES | | | | | | | | | | | |
| | | | | 185 H | Murray St. | 14 | 4 | 116 A | Jacksonville St. | 3 | 2 |
| | | | | 185 H | Murray St. | 4 | 6 | 116 A | Jacksonville St. | 4 | 9 |
| | | | | 185 H | Murray St. | 4 | 16 | 179 A | Southern Ill. | 9 | 3 |
| | | | | 182 A | Lipscomb | 9 | 7 | 188 H | Eastern Ill. | 3 | 7 |
| | | | | 116 A | Jacksonville St. | 10 | 5 | 188 H | Eastern Ill. | 8 | 3 |

Non-Div. I Games:

Belmont

| RPI | S | Opponent | Score | |
|-----|---|---------------|-------|---|
| 240 | H | SIUE | 4 | 3 |
| 240 | H | SIUE | 8 | 6 |
| 240 | H | SIUE | 8 | 5 |
| 247 | A | Western Ky. | 2 | 3 |
| 247 | H | Western Ky. | 11 | 3 |
| 269 | H | Bowling Green | 7 | 5 |

Belmont

B
e
l
m
o
n
t

B
e
l
m
o
n
t

| Average RPI Win: 182 | | WON-LOST | WINNING | LAST 10 | STRENGTH OF | | OPP. STRENGTH | TEAM | ADJ | CONF. | ADJ CONF. |
|-----------------------|-----------------|----------|-----------|--------------|----------------|-------|---------------|-------|-------------|----------------|-----------|
| Average RPI Loss: 133 | | RECORD | PCT. RANK | GAMES | SCHEDULE | | OF SCHEDULE | RPI | RPI | RPI | RPI |
| DIV. I ONLY | | 21-20-0 | .5122 | 130 | 5-5-0 | | 252 | 115 | 167 | .48991 | 167 |
| DIV. I NON-CONF. | | 14-14-0 | .5 | 145 | 1-2-0 | | 248 | 85 | 161 | .49419 | 161 |
| TOTALS | | RPI 1-25 | RPI 26-50 | | W-L RECORDS | | RPI 51-100 | | RPI 101-150 | | RPI 150+ |
| 21-20-0 | | 1-3-0 | 0-0-0 | | OVERALL | | 3-6-0 | | 2-4-0 | | 15-7-0 |
| 10-3-0 | | 0-1-0 | 0-0-0 | | HOME | | 0-1-0 | | 0-0-0 | | 10-1-0 |
| 9-15-0 | | 1-2-0 | 0-0-0 | | AWAY | | 3-5-0 | | 1-3-0 | | 4-5-0 |
| 2-2-0 | | 0-0-0 | 0-0-0 | | NEUTRAL | | 0-0-0 | | 1-1-0 | | 1-1-0 |
| 14-14-0 | | 1-3-0 | 0-0-0 | | NON-CONFERENCE | | 3-3-0 | | 2-4-0 | | 8-4-0 |
| 5-2-0 | | 0-1-0 | 0-0-0 | | HOME | | 0-1-0 | | 0-0-0 | | 5-0-0 |
| 7-11-0 | | 1-2-0 | 0-0- | | AWAY | | 3-2-0 | | 1-3-0 | | 2-4-0 |
| 2-1-0 | | 0-0-0 | 0-0-0 | | NEUTRAL | | 0-0-0 | | 1-1-0 | | 1-0-0 |
| 7-6-0 | | 0-0-0 | 0-0-0 | | CONFERENCE | | 0-3-0 | | 0-0-0 | | 7-3-0 |
| 5-1-0 | | 0-0-0 | 0-0-0 | | HOME | | 0-0-0 | | 0-0-0 | | 5-1-0 |
| 2-4-0 | | 0-0-0 | 0-0-0 | | AWAY | | 0-3-0 | | 0-0-0 | | 2-1-0 |
| 0-1-0 | | 0-0-0 | 0-0-0 | | NEUTRAL | | 0-0-0 | | 0-0-0 | | 0-1-0 |
| RPI S | Opponent | Score | RPI S | Opponent | Score | RPI S | Opponent | Score | RPI S | Opponent | Score |
| 17 A | Mississippi St. | 6 11 | | | | 51 A | DBU | 0 1 | 131 A | Illinois | 4 6 |
| 17 A | Mississippi St. | 1 9 | | | | 51 A | DBU | 2 3 | 131 A | Illinois | 2 5 |
| 24 A | Indiana | 7 3 | | | | 51 A | DBU | 12 20 | 131 A | Illinois | 1 2 |
| 24 H | Indiana | 0 2 | | | | 52 A | Washington | 4 2 | 145 A | Austin Peay | 12 9 |
| | | | | | | 52 A | Washington | 0 8 | 149 N | Marist | 3 9 |
| | | | | | | 52 A | Washington | 5 3 | 149 N | Marist | 3 1 |
| | | | | | | 52 A | Washington | 2 3 | 159 H | Bradley | 4 1 |
| | | | | | | 95 A | Purdue | 5 2 | 159 H | Bradley | 6 4 |
| | | | | | | 95 H | Purdue | 7 10 | 159 H | Bradley | 5 4 |
| | | | | | | | | | 179 H | Southern Ill. | 1 2 |
| | | | | | | | | | 179 H | Southern Ill. | 15 2 |
| | | | | | | | | | 179 H | Southern Ill. | 4 1 |
| | | | | | | | | | 188 A | Eastern Ill. | 7 8 |
| | | | | | | | | | 188 H | Eastern Ill. | 2 1 |
| | | | | | | | | | 241 H | Northern Ill. | 17 8 |
| | | | | | | | | | 242 H | Oakland | 9 5 |
| | | | | | | | | | 242 H | Oakland | 8 4 |
| | | | | | | | | | 242 H | Oakland | 5 4 |
| | | | | | | | | | 255 A | Utah Valley | 7 9 |
| | | | | | | | | | 255 A | Utah Valley | 6 7 |
| | | | | | | | | | 255 A | Utah Valley | 10 5 |
| | | | | | | | | | 255 A | Utah Valley | 11 8 |
| | | | | | | | | | 263 N | Youngstown St. | 14 4 |
| | | | | | | 51 A | DBU | 2 3 | 266 A | Evansville | 9 1 |
| | | | | | | 51 A | DBU | 12 20 | 266 A | Evansville | 5 3 |
| | | | | | | 95 H | Purdue | 7 10 | 266 A | Evansville | 1 4 |
| | | | | | | 241 H | Northern Ill. | 17 8 | 275 N | Illinois St. | 7 17 |
| | | | | | | 179 H | Southern Ill. | 4 1 | | | |
| LAST 10 GAMES | | | | | | | | | | | |
| | | | 159 H | Bradley | 4 1 | | | | | | |
| | | | 159 H | Bradley | 6 4 | | | | | | |
| | | | 159 H | Bradley | 5 4 | | | | | | |
| | | | 188 A | Eastern Ill. | 7 8 | | | | | | |
| | | | 51 A | DBU | 0 1 | | | | | | |

Non-Div. I Games:

Indiana St.

Indianast.

I
n
d
i
a
n
a
s
t
.

Indiana St.

| | | | | | | | | | | | | |
|------------------|----------|--------------------|----------------------|------------------|-------|-------------------------|------------------------------|-------------|------------|------------------|------------------|----|
| Average RPI Win: | 219 | WON-LOST RECORD | WINNING PCT. RANK | LAST 10 GAMES | | STRENGTH OF SCHEDULE | OPP. STRENGTH OF SCHEDULE | TEAM RPI | ADJ RPI | CONF. RPI | ADJ CONF. RPI | |
| DIV. I ONLY | | 24-18-0 | .57143 | 93 | 6-4-0 | 268 | 255 | 168 | .48875 | 168 | 26 | 26 |
| DIV. I NON-CONF. | | 13-14-0 | .48148 | 165 | 2-2-0 | 186 | 229 | 154 | .49939 | 154 | 25 | 25 |
| <hr/> | | | | | | | | | | | | |
| TOTALS | RPI 1-25 | RPI 26-50 | | W-L RECORDS | | RPI 51-100 | | RPI 101-150 | | RPI 150+ | | |
| 24-18-0 | 0-0-0 | 0-1-0 | | OVERALL | | 1-2-0 | | 4-6-0 | | 19-9-0 | | |
| 8-4-0 | 0-0-0 | 0-1-0 | | HOME | | 1-0-0 | | 1-1-0 | | 6-2-0 | | |
| 15-12-0 | 0-0-0 | 0-0-0 | | AWAY | | 0-2-0 | | 3-5-0 | | 12-5-0 | | |
| 1-2-0 | 0-0-0 | 0-0-0 | | NEUTRAL | | 0-0-0 | | 0-0-0 | | 1-2-0 | | |
| 13-14-0 | 0-0-0 | 0-1-0 | | NON-CONFERENCE | | 1-2-0 | | 4-6-0 | | 8-5-0 | | |
| 3-3-0 | 0-0-0 | 0-1-0 | | HOME | | 1-0-0 | | 1-1-0 | | 1-1-0 | | |
| 9-9-0 | 0-0-0 | 0-0- | | AWAY | | 0-2-0 | | 3-5-0 | | 6-2-0 | | |
| 1-2-0 | 0-0-0 | 0-0-0 | | NEUTRAL | | 0-0-0 | | 0-0-0 | | 1-2-0 | | |
| 11-4-0 | 0-0-0 | 0-0-0 | | CONFERENCE | | 0-0-0 | | 0-0-0 | | 11-4-0 | | |
| 5-1-0 | 0-0-0 | 0-0-0 | | HOME | | 0-0-0 | | 0-0-0 | | 5-1-0 | | |
| 6-3-0 | 0-0-0 | 0-0-0 | | AWAY | | 0-0-0 | | 0-0-0 | | 6-3-0 | | |
| 0-0-0 | 0-0-0 | 0-0-0 | | NEUTRAL | | 0-0-0 | | 0-0-0 | | 0-0-0 | | |
| RPI | S | Opponent | Score | RPI | S | Opponent | Score | RPI | S | Opponent | Score | |
| | | | | 46 | H | UConn | 1 6 | 67 | H | Yale | 5 1 | |
| | | | | | | | | 81 | A | Bethune-Cookman | 5 9 | |
| | | | | | | | | 81 | A | Bethune-Cookman | 5 7 | |
| | | | | | | | | 107 | A | VCU | 3 4 | |
| | | | | | | | | 107 | A | VCU | 4 5 | |
| | | | | | | | | 107 | A | VCU | 1 2 | |
| | | | | | | | | 137 | A | Lamar University | 7 6 | |
| | | | | | | | | 137 | A | Lamar University | 1 5 | |
| | | | | | | | | 137 | A | Lamar University | 9 19 | |
| | | | | | | | | 137 | A | Lamar University | 6 2 | |
| | | | | | | | | 147 | A | Hartford | 10 2 | |
| | | | | | | | | 147 | H | Hartford | 7 3 | |
| | | | | | | | | 147 | H | Hartford | 3 4 | |
| | | | | | | | | 183 | A | Niagara | 5 6 | |
| | | | | | | | | 183 | A | Niagara | 4 1 | |
| | | | | | | | | 183 | A | Niagara | 7 11 | |
| | | | | | | | | 192 | A | Stony Brook | 2 1 | |
| | | | | | | | | 192 | A | Stony Brook | 1 0 | |
| | | | | | | | | 199 | A | Stetson | 6 0 | |
| | | | | | | | | 199 | A | Stetson | 5 2 | |
| | | | | | | | | 199 | A | Stetson | 0 3 | |
| | | | | | | | | 201 | N | Penn | 3 6 | |
| | | | | | | | | 201 | N | Penn | 7 5 | |
| | | | | | | | | 201 | N | Penn | 0 8 | |
| | | | | LAST 10 GAMES | | | | 226 | H | Fordham | 6 3 | |
| | | | | 289 | A | NJIT | 12 13 | 192 | A | Stony Brook | 2 1 | |
| | | | | 183 | A | Niagara | 4 1 | 256 | A | Siena | 19 0 | |
| | | | | 183 | A | Niagara | 7 11 | 256 | A | Siena | 2 0 | |
| | | | | 183 | A | Niagara | 5 6 | 256 | A | Siena | 7 1 | |
| | | | | 192 | A | Stony Brook | 1 0 | 254 | H | Manhattan | 6 13 | |
| | | | | | | | | 254 | H | Manhattan | 6 4 | |

Non-Div. I Games:

Fairfield

| RPI | S | Opponent | Score | |
|-----|---|---------------|-------|----|
| 254 | H | Manhattan | 6 | 0 |
| 256 | A | Siena | 7 | 1 |
| 256 | A | Siena | 19 | 0 |
| 256 | A | Siena | 2 | 0 |
| 258 | H | Sacred Heart | 5 | 8 |
| 274 | A | Hofstra | 17 | 11 |
| 289 | A | NJIT | 12 | 13 |
| 296 | A | NYIT | 8 | 2 |
| 299 | H | Saint Peter's | 3 | 2 |
| 299 | H | Saint Peter's | 7 | 1 |
| 299 | H | Saint Peter's | 6 | 4 |

Fairfield

F
a
i
r
f
i
e
l
d

F
a
i
r
f
i
e
l
d

| Average RPI Win: 185 | | WON-LOST | WINNING | LAST 10 | STRENGTH OF | | OPP. STRENGTH | TEAM | ADJ | CONF. | ADJ CONF. |
|-----------------------|----------|----------|-----------|--------------------|-------------|-------|----------------|-------|-------------|-------------------|-----------|
| Average RPI Loss: 137 | | RECORD | PCT. RANK | GAMES | SCHEDULE | | OF SCHEDULE | RPI | RPI | RPI | RPI |
| DIV. I ONLY | | 22-19-0 | .53659 | 118 | 4-6-0 | | 193 | 188 | 169 | .48848 | 169 |
| DIV. I NON-CONF. | | 12-12-0 | .5 | 145 | 1-3-0 | | 208 | 209 | 167 | .48849 | 167 |
| TOTALS | | RPI 1-25 | RPI 26-50 | | W-L RECORDS | | RPI 51-100 | | RPI 101-150 | | RPI 150+ |
| 22-19-0 | 0-0-0 | 1-5-0 | | OVERALL | | 2-2-0 | | 4-2-0 | | 15-10-0 | |
| 9-7-0 | 0-0-0 | 0-0-0 | | HOME | | 0-1-0 | | 2-1-0 | | 7-5-0 | |
| 5-5-0 | 0-0-0 | 0-1-0 | | AWAY | | 0-0-0 | | 2-0-0 | | 3-4-0 | |
| 8-7-0 | 0-0-0 | 1-4-0 | | NEUTRAL | | 2-1-0 | | 0-1-0 | | 5-1-0 | |
| 12-12-0 | 0-0-0 | 1-5-0 | | NON-CONFERENCE | | 1-1-0 | | 2-1-0 | | 8-5-0 | |
| 1-3-0 | 0-0-0 | 0-0-0 | | HOME | | 0-1-0 | | 0-0-0 | | 1-2-0 | |
| 4-3-0 | 0-0-0 | 0-0- | | AWAY | | 0-0-0 | | 2-0-0 | | 2-2-0 | |
| 7-6-0 | 0-0-0 | 1-4-0 | | NEUTRAL | | 1-0-0 | | 0-1-0 | | 5-1-0 | |
| 10-7-0 | 0-0-0 | 0-0-0 | | CONFERENCE | | 1-1-0 | | 2-1-0 | | 7-5-0 | |
| 8-4-0 | 0-0-0 | 0-0-0 | | HOME | | 0-0-0 | | 2-1-0 | | 6-3-0 | |
| 1-2-0 | 0-0-0 | 0-0-0 | | AWAY | | 0-0-0 | | 0-0-0 | | 1-2-0 | |
| 1-1-0 | 0-0-0 | 0-0-0 | | NEUTRAL | | 1-1-0 | | 0-0-0 | | 0-0-0 | |
| RPI S | Opponent | Score | RPI S | Opponent | Score | RPI S | Opponent | Score | RPI S | Opponent | Score |
| | | | 36 N | St. John's (NY) | 3 6 | 59 N | Binghamton | 0 1 | 111 A | William & Mary | 13 6 |
| | | | 45 A | North Carolina St. | 0 8 | 59 N | Binghamton | 5 2 | 125 A | Dartmouth | 9 5 |
| | | | 46 N | UConn | 11 8 | 92 N | Notre Dame | 8 0 | 147 H | Hartford | 3 2 |
| | | | 46 N | UConn | 3 7 | 98 H | Boston College | 1 6 | 147 H | Hartford | 20 1 |
| | | | 46 N | UConn | 3 5 | | | | 147 H | Hartford | 1 5 |
| | | | 46 N | UConn | 1 7 | | | | 149 N | Marist | 5 6 |
| | | | | | | | | | 154 A | UMBC | 2 5 |
| | | | | | | | | | 154 A | UMBC | 2 5 |
| | | | | | | | | | 154 A | UMBC | 6 2 |
| | | | | | | | | | 163 A | Central Conn. St. | 0 5 |
| | | | | | | | | | 165 A | Delaware | 6 5 |
| | | | | | | | | | 172 A | Davidson | 5 8 |
| | | | | | | | | | 181 H | Harvard | 3 4 |
| | | | | | | | | | 192 H | Stony Brook | 4 0 |
| | | | | | | | | | 192 H | Stony Brook | 1 4 |
| | | | | | | | | | 192 H | Stony Brook | 7 5 |
| | | | | | | | | | 211 H | Maine | 4 3 |
| | | | | | | | | | 211 H | Maine | 3 0 |
| | | | | | | | | | 211 H | Maine | 5 8 |
| | | | | | | | | | 214 H | Brown | 7 8 |
| | | | | | | | | | 214 H | Brown | 3 0 |
| | | | | | | | | | 217 H | Albany (NY) | 18 0 |
| | | | | | | | | | 217 H | Albany (NY) | 4 0 |
| | | | | | | | | | 217 H | Albany (NY) | 2 4 |
| | | | | | | | | | 237 N | Towson | 10 8 |
| | | | | | | | | | 254 N | Manhattan | 10 1 |
| | | | | | | | | | 254 N | Manhattan | 5 2 |
| LAST 10 GAMES | | | 98 H | Boston College | 1 6 | 154 A | UMBC | 2 5 | 217 H | Albany (NY) | 4 0 |
| | | | 147 H | Hartford | 3 2 | 154 A | UMBC | 2 5 | 217 H | Albany (NY) | 2 4 |
| | | | 147 H | Hartford | 1 5 | 154 A | UMBC | 6 2 | 237 N | Towson | 10 8 |
| | | | 147 H | Hartford | 20 1 | 214 H | Brown | 3 0 | 254 N | Manhattan | 10 1 |
| | | | 181 H | Harvard | 3 4 | 214 H | Brown | 7 8 | 254 N | Manhattan | 5 2 |

Non-Div. I Games:

UMass Lowell

| RPI | S | Opponent | Score | |
|-----|---|---------------------|-------|----|
| 264 | A | Massachusetts | 6 | 0 |
| 272 | N | Dayton | 8 | 13 |
| 283 | N | Lehigh | 3 | 2 |
| 288 | N | Fairleigh Dickinson | 12 | 9 |

UMass Lowell

U
M
a
s
s
L
o
w
e
l
l

U
M
a
s
s
L
o
w
e
l
l

| Average RPI Win: | | 151 | WON-LOST RECORD | | WINNING PCT. RANK | | LAST 10 GAMES | | STRENGTH OF SCHEDULE | | OPP. STRENGTH OF SCHEDULE | | TEAM RPI | | ADJ RPI | | CONF. RPI | | ADJ CONF. RPI | |
|------------------|---|-----------|-----------------|-----------|-------------------|----------------|---------------|-----------------|----------------------|-------------|---------------------------|---------------|----------|------------|------------|-------|-----------|--|---------------|--|
| DIV. I ONLY | | | 12-28-1 | | .30488 272 | | 3-6-1 | | 59 | | 202 | | 170 | | .48813 170 | | 14 | | 14 | |
| DIV. I NON-CONF. | | | 5-15-1 | | .2619 263 | | 1-0-1 | | 4 | | 218 | | 99 | | .52562 99 | | 9 | | 9 | |
| TOTALS | | RPI 1-25 | | RPI 26-50 | | W-L RECORDS | | RPI 51-100 | | RPI 101-150 | | RPI 150+ | | | | | | | | |
| 12-28-1 | | 0-3-0 | | 1-2-0 | | OVERALL | | 0-3-0 | | 5-13-0 | | 6-7-1 | | | | | | | | |
| 4-6-1 | | 0-0-0 | | 0-0-0 | | HOME | | 0-2-0 | | 2-4-0 | | 2-0-1 | | | | | | | | |
| 8-22-0 | | 0-3-0 | | 1-2-0 | | AWAY | | 0-1-0 | | 3-9-0 | | 4-7-0 | | | | | | | | |
| 0-0-0 | | 0-0-0 | | 0-0-0 | | NEUTRAL | | 0-0-0 | | 0-0-0 | | 0-0-0 | | | | | | | | |
| 5-15-1 | | 0-3-0 | | 1-2-0 | | NON-CONFERENCE | | 0-1-0 | | 2-6-0 | | 2-3-1 | | | | | | | | |
| 0-0-1 | | 0-0-0 | | 0-0-0 | | HOME | | 0-0-0 | | 0-0-0 | | 0-0-1 | | | | | | | | |
| 5-15-0 | | 0-3-0 | | 1-0- | | AWAY | | 0-1-0 | | 2-6-0 | | 2-3-0 | | | | | | | | |
| 0-0-0 | | 0-0-0 | | 0-0-0 | | NEUTRAL | | 0-0-0 | | 0-0-0 | | 0-0-0 | | | | | | | | |
| 7-13-0 | | 0-0-0 | | 0-0-0 | | CONFERENCE | | 0-2-0 | | 3-7-0 | | 4-4-0 | | | | | | | | |
| 4-6-0 | | 0-0-0 | | 0-0-0 | | HOME | | 0-2-0 | | 2-4-0 | | 2-0-0 | | | | | | | | |
| 3-7-0 | | 0-0-0 | | 0-0-0 | | AWAY | | 0-0-0 | | 1-3-0 | | 2-4-0 | | | | | | | | |
| 0-0-0 | | 0-0-0 | | 0-0-0 | | NEUTRAL | | 0-0-0 | | 0-0-0 | | 0-0-0 | | | | | | | | |
| RPI | S | Opponent | | Score | | RPI | S | Opponent | | Score | | RPI | S | Opponent | | Score | | | | |
| 20 | A | Maryland | | 0 | 4 | 36 | A | St. John's (NY) | | 4 | 2 | 67 | H | Yale | | 0 | 8 | | | |
| 20 | A | Maryland | | 0 | 2 | 37 | A | Old Dominion | | 4 | 14 | 67 | H | Yale | | 1 | 3 | | | |
| 20 | A | Maryland | | 2 | 6 | 37 | A | Old Dominion | | 1 | 7 | 70 | A | Seton Hall | | 3 | 14 | | | |
| | | | | | | | | | | | | 117 | A | Cornell | | 1 | 5 | | | |
| | | | | | | | | | | | | 117 | A | Cornell | | 1 | 13 | | | |
| | | | | | | | | | | | | 117 | H | Cornell | | 9 | 7 | | | |
| | | | | | | | | | | | | 117 | H | Cornell | | 9 | 5 | | | |
| | | | | | | | | | | | | 119 | A | Duke | | 1 | 6 | | | |
| | | | | | | | | | | | | 119 | A | Duke | | 1 | 7 | | | |
| | | | | | | | | | | | | 119 | A | Duke | | 1 | 3 | | | |
| | | | | | | | | | | | | 119 | A | Duke | | 2 | 9 | | | |
| | | | | | | | | | | | | 120 | H | Columbia | | 2 | 15 | | | |
| | | | | | | | | | | | | 120 | H | Columbia | | 5 | 21 | | | |
| | | | | | | | | | | | | 120 | H | Columbia | | 4 | 5 | | | |
| | | | | | | | | | | | | 120 | H | Columbia | | 4 | 6 | | | |
| | | | | | | | | | | | | 122 | A | UNCG | | 10 | 5 | | | |
| | | | | | | | | | | | | 122 | A | UNCG | | 5 | 3 | | | |
| | | | | | | | | | | | | 122 | A | UNCG | | 3 | 12 | | | |
| | | | | | | | | | | | | 122 | A | UNCG | | 1 | 6 | | | |
| 125 | A | Dartmouth | | 6 | 7 | | | | | | | | | | | | | | | |
| 125 | A | Dartmouth | | 4 | 2 | | | | | | | | | | | | | | | |
| 181 | A | Harvard | | 9 | 4 | | | | | | | | | | | | | | | |
| 181 | A | Harvard | | 5 | 3 | | | | | | | | | | | | | | | |
| 191 | A | Navy | | 6 | 8 | | | | | | | | | | | | | | | |
| 191 | A | Navy | | 5 | 2 | | | | | | | | | | | | | | | |
| 191 | A | Navy | | 5 | 9 | | | | | | | | | | | | | | | |
| 191 | A | Navy | | 4 | 2 | | | | | | | | | | | | | | | |
| 201 | A | Penn | | 2 | 10 | | | | | | | | | | | | | | | |
| 201 | A | Penn | | 5 | 17 | | | | | | | | | | | | | | | |
| 201 | A | Penn | | 1 | 3 | | | | | | | | | | | | | | | |
| LAST 10 GAMES | | | | | | LAST 10 GAMES | | | | | | LAST 10 GAMES | | | | | | | | |
| | | | | | | 117 | A | Cornell | | 1 | 13 | 120 | H | Columbia | | 5 | 21 | | | |
| | | | | | | 117 | A | Cornell | | 1 | 5 | 120 | H | Columbia | | 2 | 15 | | | |
| | | | | | | 117 | H | Cornell | | 9 | 5 | 120 | H | Columbia | | 4 | 5 | | | |
| | | | | | | 117 | H | Cornell | | 9 | 7 | 120 | H | Columbia | | 4 | 6 | | | |
| | | | | | | 36 | A | St. John's (NY) | | 4 | 2 | 246 | H | Rider | | 7 | 7 | | | |

Non-Div. I Games:

Princeton

| RPI | S | Opponent | Score | |
|-----|---|----------|-------|---|
| 201 | A | Penn | 4 | 5 |
| 203 | A | Monmouth | 4 | 8 |
| 214 | H | Brown | 11 | 5 |
| 214 | H | Brown | 3 | 2 |
| 246 | H | Rider | 7 | 7 |

Princeton

P
r
i
n
c
e
t
o
n

P
r
i
n
c
e
t
o
n

| Average RPI Win: 147 | | WON-LOST RECORD | WINNING PCT. RANK | LAST 10 GAMES | STRENGTH OF SCHEDULE | OPP. STRENGTH OF SCHEDULE | TEAM RPI | ADJ RPI | CONF. RPI | ADJ CONF. RPI | |
|-----------------------|----------|--------------------|----------------------|------------------|-------------------------|------------------------------|-----------------|------------|--------------|------------------|----------|
| Average RPI Loss: 121 | | | | | | | | | | | |
| DIV. I ONLY | | 20-23-0 | .46512 180 | 2-8-0 | 113 | 123 | 171 | .48781 171 | 11 | 11 | |
| DIV. I NON-CONF. | | 17-11-0 | .60714 81 | 1-3-0 | 189 | 94 | 126 | .51059 126 | 14 | 14 | |
| TOTALS | | RPI 1-25 | RPI 26-50 | | W-L RECORDS | | RPI 51-100 | | RPI 101-150 | | RPI 150+ |
| 20-23-0 | | 0-0-0 | 2-4-0 | | OVERALL | | 1-2-0 | | 8-12-0 | | 9-5-0 |
| 16-11-0 | | 0-0-0 | 1-0-0 | | HOME | | 0-0-0 | | 8-9-0 | | 7-2-0 |
| 4-11-0 | | 0-0-0 | 1-3-0 | | AWAY | | 1-2-0 | | 0-3-0 | | 2-3-0 |
| 0-1-0 | | 0-0-0 | 0-1-0 | | NEUTRAL | | 0-0-0 | | 0-0-0 | | 0-0-0 |
| 17-11-0 | | 0-0-0 | 1-2-0 | | NON-CONFERENCE | | 1-2-0 | | 6-2-0 | | 9-5-0 |
| 14-4-0 | | 0-0-0 | 1-0-0 | | HOME | | 0-0-0 | | 6-2-0 | | 7-2-0 |
| 3-6-0 | | 0-0-0 | 0-0- | | AWAY | | 1-2-0 | | 0-0-0 | | 2-3-0 |
| 0-1-0 | | 0-0-0 | 0-1-0 | | NEUTRAL | | 0-0-0 | | 0-0-0 | | 0-0-0 |
| 3-12-0 | | 0-0-0 | 1-2-0 | | CONFERENCE | | 0-0-0 | | 2-10-0 | | 0-0-0 |
| 2-7-0 | | 0-0-0 | 0-0-0 | | HOME | | 0-0-0 | | 2-7-0 | | 0-0-0 |
| 1-5-0 | | 0-0-0 | 1-2-0 | | AWAY | | 0-0-0 | | 0-3-0 | | 0-0-0 |
| 0-0-0 | | 0-0-0 | 0-0-0 | | NEUTRAL | | 0-0-0 | | 0-0-0 | | 0-0-0 |
| RPI S | Opponent | Score | RPI S | Opponent | Score | RPI S | Opponent | Score | RPI S | Opponent | Score |
| | | | 41 A | Tennessee | 2 9 | 94 A | Florida A&M | 3 7 | 108 H | Marshall | 3 9 |
| | | | 41 H | Tennessee | 10 2 | 94 A | Florida A&M | 12 13 | 109 H | Western Caro. | 6 9 |
| | | | 41 N | Tennessee | 1 8 | 94 A | Florida A&M | 10 8 | 109 H | Western Caro. | 4 5 |
| | | | 50 A | Mercer | 6 10 | | | | 109 H | Western Caro. | 6 11 |
| | | | 50 A | Mercer | 2 5 | | | | 111 H | William & Mary | 15 3 |
| | | | 50 A | Mercer | 9 2 | | | | 111 H | William & Mary | 8 6 |
| | | | | | | | | | 111 H | William & Mary | 9 3 |
| | | | | | | | | | 121 H | Central Mich. | 7 8 |
| | | | | | | | | | 121 H | Central Mich. | 18 6 |
| | | | | | | | | | 121 H | Central Mich. | 7 6 |
| | | | | | | | | | 122 H | UNCG | 11 0 |
| | | | | | | | | | 122 H | UNCG | 3 12 |
| | | | | | | | | | 122 H | UNCG | 7 9 |
| | | | | | | | | | 133 H | Virginia Tech | 7 4 |
| | | | | | | | | | 139 H | Wofford | 5 14 |
| | | | | | | | | | 139 H | Wofford | 6 5 |
| | | | | | | | | | 139 H | Wofford | 8 11 |
| | | | | | | | | | 140 A | Furman | 3 6 |
| | | | | | | | | | 140 A | Furman | 4 11 |
| | | | | | | | | | 140 A | Furman | 8 9 |
| | | | | | | | | | 158 H | Gardner-Webb | 5 4 |
| | | | | | | | | | 158 H | Gardner-Webb | 19 4 |
| | | | | | | | | | 158 H | Gardner-Webb | 1 5 |
| | | | | | | | | | 175 A | Appalachian St. | 7 8 |
| | | | | | | | | | 175 A | Appalachian St. | 5 4 |
| | | | | | | | | | 175 H | Appalachian St. | 3 4 |
| | | | | | | | | | 178 A | Radford | 3 4 |
| | | | | | | | | | 204 H | Western Mich. | 12 8 |
| LAST 10 GAMES | | | | | | | | | | | |
| | | | 41 A | Tennessee | 2 9 | 175 A | Appalachian St. | 7 8 | | | |
| | | | 139 H | Wofford | 8 11 | 140 A | Furman | 4 11 | | | |
| | | | 139 H | Wofford | 5 14 | 140 A | Furman | 3 6 | | | |
| | | | 139 H | Wofford | 6 5 | 140 A | Furman | 8 9 | | | |
| | | | 41 N | Tennessee | 1 8 | 133 H | Virginia Tech | 7 4 | | | |

Non-Div. I Games:

ETSU

| RPI | S | Opponent | Score | |
|-----|---|---------------|-------|----|
| 204 | H | Western Mich. | 1 | 11 |
| 204 | H | Western Mich. | 12 | 7 |
| 206 | A | Miami (OH) | 2 | 1 |
| 206 | A | Miami (OH) | 2 | 4 |
| 206 | A | Miami (OH) | 14 | 0 |
| 242 | H | Oakland | 9 | 7 |
| 242 | H | Oakland | 10 | 2 |

ETSU

E
T
S
U

E
T
S
U

[illegible]

Non-Div. I Games:

Davidson

Davidson

| Average RPI Win: 204 | | WON-LOST RECORD | | WINNING PCT. RANK | | LAST 10 GAMES | | STRENGTH OF SCHEDULE | | OPP. STRENGTH OF SCHEDULE | | TEAM RPI | | ADJ RPI | | CONF. RPI | | ADJ CONF. RPI | |
|----------------------|----------------|-----------------|----|-------------------|--------------------|----------------|----|----------------------|---------------|---------------------------|----|----------|--------------------|------------|----|-----------|--|---------------|--|
| DIV. I ONLY | | 20-25-0 | | .44444 198 | | 4-6-0 | | 96 | | 161 | | 173 | | .48777 173 | | 22 | | 22 | |
| DIV. I NON-CONF. | | 10-17-0 | | .37037 232 | | 0-2-0 | | 68 | | 92 | | 209 | | .47153 209 | | 23 | | 23 | |
| TOTALS | | RPI 1-25 | | RPI 26-50 | | W-L RECORDS | | RPI 51-100 | | RPI 101-150 | | RPI 150+ | | | | | | | |
| 20-25-0 | | 0-6-0 | | 0-1-0 | | OVERALL | | 1-5-0 | | 1-4-0 | | 18-9-0 | | | | | | | |
| 15-13-0 | | 0-1-0 | | 0-1-0 | | HOME | | 1-4-0 | | 0-1-0 | | 14-6-0 | | | | | | | |
| 5-12-0 | | 0-5-0 | | 0-0-0 | | AWAY | | 0-1-0 | | 1-3-0 | | 4-3-0 | | | | | | | |
| 0-0-0 | | 0-0-0 | | 0-0-0 | | NEUTRAL | | 0-0-0 | | 0-0-0 | | 0-0-0 | | | | | | | |
| 10-17-0 | | 0-6-0 | | 0-1-0 | | NON-CONFERENCE | | 1-5-0 | | 0-2-0 | | 9-3-0 | | | | | | | |
| 9-10-0 | | 0-1-0 | | 0-1-0 | | HOME | | 1-4-0 | | 0-1-0 | | 8-3-0 | | | | | | | |
| 1-7-0 | | 0-5-0 | | 0-0- | | AWAY | | 0-1-0 | | 0-1-0 | | 1-0-0 | | | | | | | |
| 0-0-0 | | 0-0-0 | | 0-0-0 | | NEUTRAL | | 0-0-0 | | 0-0-0 | | 0-0-0 | | | | | | | |
| 10-8-0 | | 0-0-0 | | 0-0-0 | | CONFERENCE | | 0-0-0 | | 1-2-0 | | 9-6-0 | | | | | | | |
| 6-3-0 | | 0-0-0 | | 0-0-0 | | HOME | | 0-0-0 | | 0-0-0 | | 6-3-0 | | | | | | | |
| 4-5-0 | | 0-0-0 | | 0-0-0 | | AWAY | | 0-0-0 | | 1-2-0 | | 3-3-0 | | | | | | | |
| 0-0-0 | | 0-0-0 | | 0-0-0 | | NEUTRAL | | 0-0-0 | | 0-0-0 | | 0-0-0 | | | | | | | |
| RPI S | Opponent | Score | | RPI S | Opponent | Score | | RPI S | Opponent | Score | | RPI S | Opponent | Score | | | | | |
| 2 A | North Carolina | 2 | 11 | 45 H | North Carolina St. | 2 | 6 | 56 H | Liberty | 0 | 1 | 111 A | William & Mary | 7 | 6 | | | | |
| 4 A | Clemson | 5 | 13 | | | | | 85 H | Ga. Southern | 0 | 7 | 111 A | William & Mary | 2 | 8 | | | | |
| 4 A | Clemson | 0 | 1 | | | | | 85 H | Ga. Southern | 1 | 5 | 111 A | William & Mary | 6 | 14 | | | | |
| 4 A | Clemson | 0 | 3 | | | | | 85 H | Ga. Southern | 8 | 6 | 122 A | UNCG | 8 | 12 | | | | |
| 8 A | Wake Forest | 1 | 14 | | | | | 86 A | East Carolina | 2 | 7 | 122 H | UNCG | 3 | 10 | | | | |
| 8 H | Wake Forest | 1 | 13 | | | | | 86 H | East Carolina | 7 | 11 | 151 A | Col. of Charleston | 3 | 5 | | | | |
| | | | | | | | | | | | | 151 A | Col. of Charleston | 2 | 11 | | | | |
| | | | | | | | | | | | | 151 A | Col. of Charleston | 6 | 4 | | | | |
| | | | | | | | | | | | | 153 A | High Point | 14 | 8 | | | | |
| | | | | | | | | | | | | 153 H | High Point | 3 | 5 | | | | |
| | | | | | | | | | | | | 165 H | Delaware | 2 | 11 | | | | |
| | | | | | | | | | | | | 165 H | Delaware | 15 | 2 | | | | |
| | | | | | | | | | | | | 165 H | Delaware | 2 | 3 | | | | |
| | | | | | | | | | | | | 177 H | Northeastern | 6 | 0 | | | | |
| | | | | | | | | | | | | 177 H | Northeastern | 2 | 9 | | | | |
| | | | | | | | | | | | | 177 H | Northeastern | 11 | 6 | | | | |
| | | | | | | | | | | | | 178 H | Radford | 10 | 1 | | | | |
| | | | | | | | | | | | | 210 H | VMI | 8 | 3 | | | | |
| | | | | | | | | | | | | 210 H | VMI | 4 | 10 | | | | |
| | | | | | | | | | | | | 210 H | VMI | 3 | 2 | | | | |
| | | | | | | | | | | | | 223 H | James Madison | 3 | 0 | | | | |
| | | | | | | | | | | | | 223 H | James Madison | 9 | 2 | | | | |
| | | | | | | | | | | | | 223 H | James Madison | 7 | 1 | | | | |
| | | | | | | | | | | | | 237 A | Towson | 5 | 4 | | | | |
| | | | | | | | | | | | | 237 A | Towson | 8 | 1 | | | | |
| | | | | | | | | | | | | 237 A | Towson | 10 | 11 | | | | |
| | | | | | | | | | | | | 259 H | Longwood | 10 | 5 | | | | |
| | | | | LAST 10 GAMES | | | | | | | | | | | | | | | |
| | | | | 122 H | UNCG | 3 | 10 | 165 H | Delaware | 2 | 3 | | | | | | | | |
| | | | | 151 A | Col. of Charleston | 6 | 4 | 165 H | Delaware | 15 | 2 | | | | | | | | |
| | | | | 151 A | Col. of Charleston | 3 | 5 | 165 H | Delaware | 2 | 11 | | | | | | | | |
| | | | | 151 A | Col. of Charleston | 2 | 11 | 237 A | Towson | 8 | 1 | | | | | | | | |
| | | | | 2 A | North Carolina | 2 | 11 | 237 A | Towson | 5 | 4 | | | | | | | | |

Non-Div. I Games:

Elon

| RPI | S | Opponent | Score | |
|-----|---|---------------|-------|---|
| 259 | H | Longwood | 7 | 0 |
| 259 | H | Longwood | 5 | 9 |
| 264 | H | Massachusetts | 3 | 0 |
| 264 | H | Massachusetts | 5 | 1 |
| 264 | H | Massachusetts | 4 | 3 |

Elon

E
l
o
n

E
l
o
n

| | | | | | | | | | | | | |
|-------------------|----------|-----------------|-----------|----------------|-------------|------------------|-------|-------------|--------|-------------------|-------|----|
| Average RPI Win: | 177 | WON-LOST | WINNING | LAST 10 | STRENGTH OF | OPP. STRENGTH | TEAM | ADJ | CONF. | ADJ CONF. | | |
| Average RPI Loss: | 159 | RECORD | PCT. RANK | GAMES | SCHEDULE | OF SCHEDULE | RPI | RPI | RPI | RPI | | |
| DIV. I ONLY | | 19-17-0 | .52778 | 124 | 9-1-0 | 187 | 176 | 174 | .48754 | 174 | 10 | 10 |
| DIV. I NON-CONF. | | 11-15-0 | .42308 | 203 | 3-0-0 | 268 | 131 | 250 | .44189 | 250 | 15 | 15 |
| <hr/> | | | | | | | | | | | | |
| TOTALS | RPI 1-25 | RPI 26-50 | | W-L RECORDS | | RPI 51-100 | | RPI 101-150 | | RPI 150+ | | |
| 19-17-0 | 0-0-0 | 3-3-0 | | OVERALL | | 2-3-0 | | 1-0-0 | | 13-11-0 | | |
| 14-6-0 | 0-0-0 | 3-1-0 | | HOME | | 1-3-0 | | 1-0-0 | | 9-2-0 | | |
| 5-9-0 | 0-0-0 | 0-1-0 | | AWAY | | 1-0-0 | | 0-0-0 | | 4-8-0 | | |
| 0-2-0 | 0-0-0 | 0-1-0 | | NEUTRAL | | 0-0-0 | | 0-0-0 | | 0-1-0 | | |
| <hr/> | | | | | | | | | | | | |
| 11-15-0 | 0-0-0 | 1-2-0 | | NON-CONFERENCE | | 2-2-0 | | 1-0-0 | | 7-11-0 | | |
| 9-4-0 | 0-0-0 | 1-0-0 | | HOME | | 1-2-0 | | 1-0-0 | | 6-2-0 | | |
| 2-9-0 | 0-0-0 | 0-0- | | AWAY | | 1-0-0 | | 0-0-0 | | 1-8-0 | | |
| 0-2-0 | 0-0-0 | 0-1-0 | | NEUTRAL | | 0-0-0 | | 0-0-0 | | 0-1-0 | | |
| <hr/> | | | | | | | | | | | | |
| 8-2-0 | 0-0-0 | 2-1-0 | | CONFERENCE | | 0-1-0 | | 0-0-0 | | 6-0-0 | | |
| 5-2-0 | 0-0-0 | 2-1-0 | | HOME | | 0-1-0 | | 0-0-0 | | 3-0-0 | | |
| 3-0-0 | 0-0-0 | 0-0-0 | | AWAY | | 0-0-0 | | 0-0-0 | | 3-0-0 | | |
| 0-0-0 | 0-0-0 | 0-0-0 | | NEUTRAL | | 0-0-0 | | 0-0-0 | | 0-0-0 | | |
| <hr/> | | | | | | | | | | | | |
| RPI | S | Opponent | Score | RPI | S | Opponent | Score | RPI | S | Opponent | Score | |
| 30 | N | Michigan | 6 7 | 60 | A | Kansas | 7 3 | 150 | H | Wichita St. | 4 3 | |
| 36 | H | St. John's (NY) | 2 3 | 84 | H | Winthrop | 7 1 | 152 | N | Saint Louis | 3 7 | |
| 36 | H | St. John's (NY) | 5 1 | 84 | H | Winthrop | 0 4 | 160 | H | UC Davis | 4 3 | |
| 36 | H | St. John's (NY) | 7 4 | 84 | H | Winthrop | 1 2 | 160 | H | UC Davis | 2 1 | |
| 42 | A | Nebraska | 6 14 | 99 | H | Xavier | 1 2 | 160 | H | UC Davis | 1 12 | |
| 42 | H | Nebraska | 5 2 | | | | | 189 | A | UAB | 1 14 | |
| | | | | | | | | 189 | A | UAB | 2 3 | |
| | | | | | | | | 189 | A | UAB | 1 5 | |
| | | | | | | | | 208 | A | Georgetown | 7 5 | |
| | | | | | | | | 208 | A | Georgetown | 11 9 | |
| | | | | | | | | 208 | A | Georgetown | 6 4 | |
| | | | | | | | | 221 | A | Air Force | 9 12 | |
| | | | | | | | | 221 | A | Air Force | 5 7 | |
| | | | | | | | | 248 | H | South Dakota St. | 6 5 | |
| | | | | | | | | 250 | H | Villanova | 2 1 | |
| | | | | | | | | 250 | H | Villanova | 11 2 | |
| | | | | | | | | 250 | H | Villanova | 6 5 | |
| | | | | | | | | 253 | A | Abilene Christian | 3 4 | |
| | | | | | | | | 253 | A | Abilene Christian | 7 8 | |
| | | | | | | | | 253 | A | Abilene Christian | 2 3 | |
| | | | | | | | | 255 | H | Utah Valley | 1 2 | |
| | | | | | | | | 255 | H | Utah Valley | 6 5 | |
| | | | | | | | | 255 | H | Utah Valley | 3 2 | |
| | | | | | | | | 255 | H | Utah Valley | 19 5 | |
| | | | | | | | | 257 | A | Santa Clara | 3 1 | |
| <hr/> | | | | | | | | | | | | |
| LAST 10 GAMES | | | | | | | | | | | | |
| 99 | H | Xavier | 1 2 | 42 | H | Nebraska | 5 2 | 255 | H | Utah Valley | 3 2 | |
| 150 | H | Wichita St. | 4 3 | 208 | A | Georgetown | 11 9 | 255 | H | Utah Valley | 19 5 | |
| 250 | H | Villanova | 2 1 | 208 | A | Georgetown | 6 4 | 257 | A | Santa Clara | 3 1 | |
| 250 | H | Villanova | 11 2 | 208 | A | Georgetown | 7 5 | | | | | |
| 250 | H | Villanova | 6 5 | 248 | H | South Dakota St. | 6 5 | | | | | |

Non-Div. I Games:

Creighton

| Average RPI Win: | 180 | WON-LOST RECORD | WINNING PCT. RANK | LAST 10 GAMES | STRENGTH OF SCHEDULE | OPP. STRENGTH OF SCHEDULE | TEAM RPI | ADJ RPI | CONF. RPI | ADJ CONF. RPI | | | | | | |
|------------------|----------|-----------------|-------------------|----------------|----------------------|---------------------------|-----------------|-------------|-----------|---------------|----|-------------|-------|---------------|----|----|
| DIV. I ONLY | | 18-27-0 | .4 | 223 | 5-5-0 | 125 | 125 | 175 | .4875 | 175 | 9 | 9 | | | | |
| DIV. I NON-CONF. | | 11-13-0 | .45833 | 179 | 2-1-0 | 125 | 87 | 115 | .51639 | 115 | 10 | 10 | | | | |
| <hr/> | | | | | | | | | | | | | | | | |
| TOTALS | RPI 1-25 | RPI 26-50 | | W-L RECORDS | | RPI 51-100 | | RPI 101-150 | | RPI 150+ | | | | | | |
| 18-27-0 | 0-1-0 | 0-2-0 | | OVERALL | | 2-11-0 | | 1-0-0 | | 15-13-0 | | | | | | |
| 6-10-0 | 0-1-0 | 0-0-0 | | HOME | | 0-3-0 | | 0-0-0 | | 6-6-0 | | | | | | |
| 9-14-0 | 0-0-0 | 0-1-0 | | AWAY | | 2-8-0 | | 0-0-0 | | 7-5-0 | | | | | | |
| 3-3-0 | 0-0-0 | 0-1-0 | | NEUTRAL | | 0-0-0 | | 1-0-0 | | 2-2-0 | | | | | | |
| <hr/> | | | | | | | | | | | | | | | | |
| 11-13-0 | 0-1-0 | 0-2-0 | | NON-CONFERENCE | | 0-4-0 | | 1-0-0 | | 10-6-0 | | | | | | |
| 3-1-0 | 0-1-0 | 0-0-0 | | HOME | | 0-0-0 | | 0-0-0 | | 3-0-0 | | | | | | |
| 5-9-0 | 0-0-0 | 0-0- | | AWAY | | 0-4-0 | | 0-0-0 | | 5-4-0 | | | | | | |
| 3-3-0 | 0-0-0 | 0-1-0 | | NEUTRAL | | 0-0-0 | | 1-0-0 | | 2-2-0 | | | | | | |
| <hr/> | | | | | | | | | | | | | | | | |
| 7-14-0 | 0-0-0 | 0-0-0 | | CONFERENCE | | 2-7-0 | | 0-0-0 | | 5-7-0 | | | | | | |
| 3-9-0 | 0-0-0 | 0-0-0 | | HOME | | 0-3-0 | | 0-0-0 | | 3-6-0 | | | | | | |
| 4-5-0 | 0-0-0 | 0-0-0 | | AWAY | | 2-4-0 | | 0-0-0 | | 2-1-0 | | | | | | |
| 0-0-0 | 0-0-0 | 0-0-0 | | NEUTRAL | | 0-0-0 | | 0-0-0 | | 0-0-0 | | | | | | |
| <hr/> | | | | | | | | | | | | | | | | |
| RPI | S | Opponent | Score | | RPI | S | Opponent | Score | | RPI | S | Opponent | Score | | | |
| 8 | H | Wake Forest | 4 | 5 | 31 | A | South Carolina | 4 | 8 | 57 | A | Louisiana | 3 | 4 | | |
| | | | | | 36 | N | St. John's (NY) | 3 | 7 | | | 109 | N | Western Caro. | 7 | 3 |
| | | | | | | | | | | | | 158 | A | Gardner-Webb | 5 | 1 |
| | | | | | | | | | | | | 158 | A | Gardner-Webb | 4 | 2 |
| | | | | | | | | | | | | 158 | A | Gardner-Webb | 5 | 4 |
| | | | | | | | | | | | | 164 | H | Texas St. | 4 | 7 |
| | | | | | | | | | | | | 164 | H | Texas St. | 0 | 2 |
| | | | | | | | | | | | | 164 | H | Texas St. | 3 | 6 |
| | | | | | | | | | | | | 171 | A | ETSU | 4 | 5 |
| | | | | | | | | | | | | 171 | H | ETSU | 8 | 7 |
| | | | | | | | | | | | | 172 | A | Davidson | 6 | 12 |
| | | | | | | | | | | | | 176 | A | UNCW | 5 | 6 |
| | | | | | | | | | | | | 178 | A | Radford | 7 | 5 |
| | | | | | | | | | | | | 178 | H | Radford | 13 | 9 |
| | | | | | | | | | | | | 184 | A | UNC Asheville | 3 | 5 |
| | | | | | | | | | | | | 184 | H | UNC Asheville | 4 | 3 |
| | | | | | | | | | | | | 187 | H | Arkansas St. | 1 | 4 |
| | | | | | | | | | | | | 187 | H | Arkansas St. | 3 | 5 |
| | | | | | | | | | | | | 187 | H | Arkansas St. | 7 | 6 |
| | | | | | | | | | | | | 196 | N | George Mason | 1 | 3 |
| | | | | | | | | | | | | 210 | N | VMI | 5 | 11 |
| | | | | | | | | | | | | 210 | N | VMI | 3 | 1 |
| LAST 10 GAMES | | | | | | | | | | | | | | | | |
| 184 | A | UNC Asheville | 3 | 5 | 224 | H | Georgia St. | 13 | 1 | 219 | A | Little Rock | 7 | 6 | | |
| 187 | H | Arkansas St. | 1 | 4 | 224 | H | Georgia St. | 6 | 1 | 219 | A | Little Rock | 3 | 2 | | |
| 187 | H | Arkansas St. | 3 | 5 | 224 | H | Georgia St. | 6 | 8 | 224 | H | Georgia St. | 2 | 6 | | |
| 187 | H | Arkansas St. | 7 | 6 | 178 | A | Radford | 7 | 5 | 224 | H | Georgia St. | 6 | 1 | | |
| 171 | H | ETSU | 8 | 7 | 85 | A | Ga. Southern | 4 | 6 | 224 | H | Georgia St. | 6 | 8 | | |
| | | | | | | | | | | | | 224 | H | Georgia St. | 13 | 1 |

Non-Div. I Games:

Appalachian St.

| RPI | S | Opponent | Score | |
|-----|---|--------------|-------|---|
| 262 | A | N.C. Central | 7 | 5 |
| 262 | N | N.C. Central | 9 | 5 |

Appalachian St.

A
P
P
a
l
a
c
h
i
a
n
S
t
.

A
P
P
a
l
a
c
h
i
a
n
S
t
.

| Average RPI Win: 185 | | WON-LOST RECORD | WINNING PCT. RANK | LAST 10 GAMES | STRENGTH OF SCHEDULE | OPP. STRENGTH OF SCHEDULE | TEAM RPI | ADJ RPI | CONF. RPI | ADJ CONF. RPI | |
|-----------------------|----------|--------------------|----------------------|------------------|-------------------------|------------------------------|-------------|------------|---------------|--------------------|----------|
| Average RPI Loss: 121 | | | | | | | | | | | |
| DIV. I ONLY | | 21-22-0 | .48837 164 | 6-4-0 | 122 | 160 | 176 | .4872 176 | 22 | 22 | |
| DIV. I NON-CONF. | | 12-16-0 | .42857 200 | 1-2-0 | 84 | 118 | 188 | .48115 188 | 23 | 23 | |
| TOTALS | | RPI 1-25 | RPI 26-50 | | W-L RECORDS | | RPI 51-100 | | RPI 101-150 | | RPI 150+ |
| 21-22-0 | | 1-1-0 | 0-4-0 | | OVERALL | | 0-7-0 | | 5-1-0 | | 15-9-0 |
| 18-11-0 | | 1-1-0 | 0-1-0 | | HOME | | 0-5-0 | | 5-1-0 | | 12-3-0 |
| 3-11-0 | | 0-0-0 | 0-3-0 | | AWAY | | 0-2-0 | | 0-0-0 | | 3-6-0 |
| 0-0-0 | | 0-0-0 | 0-0-0 | | NEUTRAL | | 0-0-0 | | 0-0-0 | | 0-0-0 |
| 12-16-0 | | 1-1-0 | 0-4-0 | | NON-CONFERENCE | | 0-7-0 | | 3-0-0 | | 8-4-0 |
| 11-9-0 | | 1-1-0 | 0-1-0 | | HOME | | 0-5-0 | | 3-0-0 | | 7-2-0 |
| 1-7-0 | | 0-0-0 | 0-0- | | AWAY | | 0-2-0 | | 0-0-0 | | 1-2-0 |
| 0-0-0 | | 0-0-0 | 0-0-0 | | NEUTRAL | | 0-0-0 | | 0-0-0 | | 0-0-0 |
| 9-6-0 | | 0-0-0 | 0-0-0 | | CONFERENCE | | 0-0-0 | | 2-1-0 | | 7-5-0 |
| 7-2-0 | | 0-0-0 | 0-0-0 | | HOME | | 0-0-0 | | 2-1-0 | | 5-1-0 |
| 2-4-0 | | 0-0-0 | 0-0-0 | | AWAY | | 0-0-0 | | 0-0-0 | | 2-4-0 |
| 0-0-0 | | 0-0-0 | 0-0-0 | | NEUTRAL | | 0-0-0 | | 0-0-0 | | 0-0-0 |
| RPI S | Opponent | Score | | RPI S | Opponent | Score | | RPI S | Opponent | Score | |
| 20 H | Maryland | 6 | 10 | 35 A | Ole Miss | 2 | 7 | 64 A | Coastal Caro. | 2 | 13 |
| 20 H | Maryland | 10 | 7 | 35 A | Ole Miss | 4 | 8 | 64 H | Coastal Caro. | 1 | 4 |
| | | | | 35 A | Ole Miss | 6 | 8 | 66 H | FGCU | 1 | 5 |
| | | | | 45 H | North Carolina St. | 5 | 8 | 66 H | FGCU | 3 | 5 |
| | | | | | | | | 66 H | FGCU | 1 | 10 |
| | | | | | | | | 86 A | East Carolina | 2 | 10 |
| | | | | | | | | 86 H | East Carolina | 5 | 9 |
| | | | | | | | | | 107 H | VCU | 10 1 |
| | | | | | | | | | 107 H | VCU | 10 4 |
| | | | | | | | | | 107 H | VCU | 5 4 |
| | | | | | | | | | 111 H | William & Mary | 9 10 |
| | | | | | | | | | 111 H | William & Mary | 6 5 |
| | | | | | | | | | 111 H | William & Mary | 11 1 |
| | | | | | | | | | 151 A | Col. of Charleston | 0 2 |
| | | | | | | | | | 151 A | Col. of Charleston | 6 7 |
| | | | | | | | | | 151 A | Col. of Charleston | 7 8 |
| | | | | | | | | | 153 H | High Point | 7 3 |
| | | | | | | | | | 165 H | Delaware | 2 5 |
| | | | | | | | | | 165 H | Delaware | 5 0 |
| | | | | | | | | | 165 H | Delaware | 16 5 |
| | | | | | | | | | 175 H | Appalachian St. | 6 5 |
| | | | | | | | | | 196 H | George Mason | 12 8 |
| | | | | | | | | | 210 H | VMI | 4 3 |
| | | | | | | | | | 223 H | James Madison | 4 1 |
| | | | | | | | | | 223 H | James Madison | 7 5 |
| | | | | | | | | | 223 H | James Madison | 6 2 |
| | | | | | | | | | 230 A | Campbell | 5 12 |
| | | | | | | | | | 230 H | Campbell | 2 4 |
| | | | | | | | | | 259 H | Longwood | 11 1 |
| | | | | | | | | | 259 H | Longwood | 7 3 |
| | | | | | | | | | 259 H | Longwood | 3 5 |
| | | | | | | | | | 262 A | N.C. Central | 6 8 |
| | | | | | | | | | 262 A | N.C. Central | 16 8 |
| | | | | | | | | | 262 H | N.C. Central | 3 0 |
| LAST 10 GAMES | | | | | | | | | | | |
| | | | | 165 H | Delaware | 5 | 0 | 274 A | Hofstra | 20 | 7 |
| | | | | 165 H | Delaware | 2 | 5 | 274 A | Hofstra | 3 | 6 |
| | | | | 165 H | Delaware | 16 | 5 | 274 A | Hofstra | 7 | 4 |
| | | | | 153 H | High Point | 7 | 3 | 86 H | East Carolina | 5 | 9 |
| | | | | 230 A | Campbell | 5 | 12 | 223 H | James Madison | 4 | 1 |

Non-Div. I Games:

UNCW

| RPI | S | Opponent | Score | |
|-----|---|----------|-------|---|
| 274 | A | Hofstra | 3 | 6 |
| 274 | A | Hofstra | 7 | 4 |
| 274 | A | Hofstra | 20 | 7 |

UNCW

U
N
C
W

U
N
C
W

[illegible]

Non-Div. I Games:

Northeastern

| Average RPI Win: | | 209 | WON-LOST RECORD | | WINNING PCT. RANK | | LAST 10 GAMES | | STRENGTH OF SCHEDULE | | OPP. STRENGTH OF SCHEDULE | | TEAM RPI | | ADJ RPI | | CONF. RPI | | ADJ CONF. RPI | |
|------------------|---|----------------|-----------------|-----------|-------------------|----------------|---------------|------------|----------------------|-------------|---------------------------|----------|----------|----------|------------|-----------------|-----------|----|---------------|--|
| DIV. I ONLY | | | 18-24-0 | | .42857 207 | | 5-5-0 | | 144 | | 157 | | 178 | | .48596 178 | | 18 | | 18 | |
| DIV. I NON-CONF. | | | 11-15-0 | | .42308 203 | | 2-2-0 | | 133 | | 135 | | 172 | | .48681 172 | | 19 | | 19 | |
| TOTALS | | RPI 1-25 | | RPI 26-50 | | W-L RECORDS | | RPI 51-100 | | RPI 101-150 | | RPI 150+ | | | | | | | | |
| 18-24-0 | | 0-4-0 | | 0-0-0 | | OVERALL | | 2-6-0 | | 0-2-0 | | 16-12-0 | | | | | | | | |
| 9-8-0 | | 0-0-0 | | 0-0-0 | | HOME | | 0-3-0 | | 0-1-0 | | 9-4-0 | | | | | | | | |
| 8-15-0 | | 0-4-0 | | 0-0-0 | | AWAY | | 2-2-0 | | 0-1-0 | | 6-8-0 | | | | | | | | |
| 1-1-0 | | 0-0-0 | | 0-0-0 | | NEUTRAL | | 0-1-0 | | 0-0-0 | | 1-0-0 | | | | | | | | |
| 11-15-0 | | 0-4-0 | | 0-0-0 | | NON-CONFERENCE | | 1-3-0 | | 0-2-0 | | 10-6-0 | | | | | | | | |
| 7-4-0 | | 0-0-0 | | 0-0-0 | | HOME | | 0-0-0 | | 0-1-0 | | 7-3-0 | | | | | | | | |
| 3-10-0 | | 0-4-0 | | 0-0- | | AWAY | | 1-2-0 | | 0-1-0 | | 2-3-0 | | | | | | | | |
| 1-1-0 | | 0-0-0 | | 0-0-0 | | NEUTRAL | | 0-1-0 | | 0-0-0 | | 1-0-0 | | | | | | | | |
| 7-9-0 | | 0-0-0 | | 0-0-0 | | CONFERENCE | | 1-3-0 | | 0-0-0 | | 6-6-0 | | | | | | | | |
| 2-4-0 | | 0-0-0 | | 0-0-0 | | HOME | | 0-3-0 | | 0-0-0 | | 2-1-0 | | | | | | | | |
| 5-5-0 | | 0-0-0 | | 0-0-0 | | AWAY | | 1-0-0 | | 0-0-0 | | 4-5-0 | | | | | | | | |
| 0-0-0 | | 0-0-0 | | 0-0-0 | | NEUTRAL | | 0-0-0 | | 0-0-0 | | 0-0-0 | | | | | | | | |
| RPI | S | Opponent | | Score | | RPI | S | Opponent | | Score | | RPI | S | Opponent | | Score | | | | |
| 2 | A | North Carolina | | 0 | 2 | | | | 56 | A | Liberty | 5 | 4 | 133 | A | Virginia Tech | 7 | 9 | | |
| 2 | A | North Carolina | | 3 | 9 | | | | 56 | H | Liberty | 1 | 6 | 133 | H | Virginia Tech | 6 | 17 | | |
| 2 | A | North Carolina | | 5 | 7 | | | | 56 | H | Liberty | 4 | 9 | 161 | A | Presbyterian | 3 | 4 | | |
| 8 | A | Wake Forest | | 7 | 18 | | | | 56 | H | Liberty | 3 | 13 | 161 | A | Presbyterian | 1 | 4 | | |
| | | | | | | | | | 68 | N | Kent St. | 1 | 9 | 161 | A | Presbyterian | 4 | 1 | | |
| | | | | | | | | | 90 | A | North Florida | 8 | 7 | 171 | H | ETSU | 4 | 3 | | |
| | | | | | | | | | 90 | A | North Florida | 0 | 9 | 173 | A | Elon | 1 | 10 | | |
| | | | | | | | | | 90 | A | North Florida | 2 | 9 | 175 | A | Appalachian St. | 9 | 13 | | |
| | | | | | | | | | | | | | | 175 | H | Appalachian St. | 5 | 7 | | |
| | | | | | | | | | | | | | | 196 | A | George Mason | 4 | 6 | | |
| | | | | | | | | | | | | | | 196 | A | George Mason | 9 | 4 | | |
| | | | | | | | | | | | | | | 198 | A | Charleston So. | 3 | 4 | | |
| | | | | | | | | | | | | | | 198 | A | Charleston So. | 1 | 4 | | |
| | | | | | | | | | | | | | | 198 | A | Charleston So. | 2 | 3 | | |
| | | | | | | | | | | | | | | 210 | A | VMI | 15 | 9 | | |
| | | | | | | | | | | | | | | 210 | H | VMI | 9 | 3 | | |
| | | | | | | | | | | | | | | 210 | H | VMI | 5 | 7 | | |
| | | | | | | | | | | | | | | 230 | A | Campbell | 2 | 0 | | |
| | | | | | | | | | | | | | | 230 | A | Campbell | 8 | 5 | | |
| | | | | | | | | | | | | | | 230 | A | Campbell | 7 | 4 | | |
| | | | | | | | | | | | | | | 239 | H | Northern Ky. | 10 | 5 | | |
| | | | | | | | | | | | | | | 239 | H | Northern Ky. | 7 | 3 | | |
| | | | | | | | | | | | | | | 239 | H | Northern Ky. | 5 | 10 | | |
| | | | | | | | | | | | | | | 243 | N | Quinnipiac | 4 | 0 | | |
| | | | | | | | | | | | | | | 246 | H | Rider | 3 | 1 | | |
| | | | | | | | | | | | | | | 246 | H | Rider | 11 | 5 | | |
| | | | | | | | | | | | | | | 246 | H | Rider | 18 | 0 | | |
| LAST 10 GAMES | | | | 210 | A | VMI | 15 | 9 | 198 | A | Charleston So. | 3 | 4 | 239 | H | Northern Ky. | 5 | 10 | | |
| | | | | 210 | H | VMI | 9 | 3 | 175 | H | Appalachian St. | 5 | 7 | 243 | N | Quinnipiac | 4 | 0 | | |
| | | | | 210 | H | VMI | 5 | 7 | 230 | A | Campbell | 7 | 4 | 246 | H | Rider | 3 | 1 | | |
| | | | | 198 | A | Charleston So. | 1 | 4 | 230 | A | Campbell | 8 | 5 | 246 | H | Rider | 11 | 5 | | |
| | | | | 198 | A | Charleston So. | 2 | 3 | 230 | A | Campbell | 2 | 0 | 246 | H | Rider | 18 | 0 | | |

Non-Div. I Games:

Radford

Radford

[illegible]

Non-Div. I Games:

Southern Ill.

| RPI | S | Opponent | Score | |
|-----|---|--------------|-------|---|
| 199 | A | Stetson | 7 | 6 |
| 234 | A | La.-Monroe | 2 | 6 |
| 234 | A | La.-Monroe | 3 | 4 |
| 234 | A | La.-Monroe | 9 | 0 |
| 266 | H | Evansville | 3 | 2 |
| 266 | H | Evansville | 8 | 3 |
| 266 | H | Evansville | 5 | 2 |
| 268 | H | Western Ill. | 8 | 6 |
| 268 | H | Western Ill. | 12 | 2 |
| 268 | H | Western Ill. | 3 | 2 |

Southern Ill.

S
o
u
t
h
e
r
n
I
l
l
.

S
o
u
t
h
e
r
n
I
l
l
.

CSUN

| Average RPI Win: 131 | | WON-LOST RECORD | WINNING PCT. RANK | LAST 10 GAMES | STRENGTH OF SCHEDULE | OPP. STRENGTH OF SCHEDULE | TEAM RPI | ADJ RPI | | CONF. RPI | ADJ CONF. RPI | | | | | | | | |
|-----------------------|---|--------------------|----------------------|-----------------------|-------------------------|------------------------------|-------------|----------------|-----|--------------|------------------|----------------|---|------------------|--|----------------|--|-----|--|
| Average RPI Loss: 124 | | | | | | | | | | | | | | | | | | | |
| DIV. I ONLY | | 21-24-0 | .46667 179 | 5-5-0 | 152 | 88 | 180 | .48469 | 180 | 8 | 8 | | | | | | | | |
| DIV. I NON-CONF. | | 13-17-0 | .43333 197 | 0-2-0 | 158 | 126 | 208 | .47173 | 208 | 8 | 8 | | | | | | | | |
| <hr/> | | | | | | | | | | | | | | | | | | | |
| TOTALS | | RPI 1-25 | | RPI 26-50 | | W-L RECORDS | | RPI 51-100 | | RPI 101-150 | | RPI 150+ | | | | | | | |
| 21-24-0 | | 3-3-0 | | 0-0-0 | | OVERALL | | 5-7-0 | | 7-6-0 | | 6-8-0 | | | | | | | |
| 15-13-0 | | 0-0-0 | | 0-0-0 | | HOME | | 5-5-0 | | 6-3-0 | | 4-5-0 | | | | | | | |
| 6-11-0 | | 3-3-0 | | 0-0-0 | | AWAY | | 0-2-0 | | 1-3-0 | | 2-3-0 | | | | | | | |
| 0-0-0 | | 0-0-0 | | 0-0-0 | | NEUTRAL | | 0-0-0 | | 0-0-0 | | 0-0-0 | | | | | | | |
| 13-17-0 | | 2-1-0 | | 0-0-0 | | NON-CONFERENCE | | 5-7-0 | | 1-3-0 | | 5-6-0 | | | | | | | |
| 9-10-0 | | 0-0-0 | | 0-0-0 | | HOME | | 5-5-0 | | 0-0-0 | | 4-5-0 | | | | | | | |
| 4-7-0 | | 2-1-0 | | 0-0- | | AWAY | | 0-2-0 | | 1-3-0 | | 1-1-0 | | | | | | | |
| 0-0-0 | | 0-0-0 | | 0-0-0 | | NEUTRAL | | 0-0-0 | | 0-0-0 | | 0-0-0 | | | | | | | |
| 8-7-0 | | 1-2-0 | | 0-0-0 | | CONFERENCE | | 0-0-0 | | 6-3-0 | | 1-2-0 | | | | | | | |
| 6-3-0 | | 0-0-0 | | 0-0-0 | | HOME | | 0-0-0 | | 6-3-0 | | 0-0-0 | | | | | | | |
| 2-4-0 | | 1-2-0 | | 0-0-0 | | AWAY | | 0-0-0 | | 0-0-0 | | 1-2-0 | | | | | | | |
| 0-0-0 | | 0-0-0 | | 0-0-0 | | NEUTRAL | | 0-0-0 | | 0-0-0 | | 0-0-0 | | | | | | | |
| RPI | S | Opponent | | Score | | RPI | S | Opponent | | Score | | RPI | S | Opponent | | Score | | | |
| 23 | A | Long Beach St. | | 0 4 | | | | | | | | 112 | A | Washington St. | | 3 1 | | | |
| 23 | A | Long Beach St. | | 2 6 | | | | | | | | 112 | A | Washington St. | | 0 3 | | | |
| 23 | A | Long Beach St. | | 8 5 | | | | | | | | 112 | A | Washington St. | | 7 11 | | | |
| 25 | A | Vanderbilt | | 4 1 | | | | | | | | 112 | A | Washington St. | | 4 6 | | | |
| 25 | A | Vanderbilt | | 6 4 | | | | | | | | 114 | H | UC Santa Barbara | | 6 15 | | | |
| 25 | A | Vanderbilt | | 3 11 | | | | | | | | 114 | H | UC Santa Barbara | | 7 3 | | | |
| | | | | | | | | | | | | 114 | H | UC Santa Barbara | | 10 8 | | | |
| | | | | | | | | | | | | 136 | H | UC Riverside | | 10 3 | | | |
| | | | | | | | | | | | | 136 | H | UC Riverside | | 3 0 | | | |
| | | | | | | | | | | | | 136 | H | UC Riverside | | 10 4 | | | |
| | | | | | | | | | | | | 138 | H | Hawaii | | 4 9 | | | |
| | | | | | | | | | | | | 138 | H | Hawaii | | 6 7 | | | |
| | | | | | | | | | | | | 138 | H | Hawaii | | 8 7 | | | |
| | | | | | | | | | | | | 160 | A | UC Davis | | 2 8 | | | |
| | | | | | | | | | | | | 160 | A | UC Davis | | 5 7 | | | |
| | | | | | | | | | | | | 160 | A | UC Davis | | 4 2 | | | |
| | | | | | | | | | | | | 162 | A | CSU Bakersfield | | 2 4 | | | |
| | | | | | | | | | | | | 207 | A | Pepperdine | | 13 7 | | | |
| | | | | | | | | | | | | 207 | H | Pepperdine | | 4 16 | | | |
| | | | | | | | | | | | | 216 | H | Holy Cross | | 10 5 | | | |
| | | | | | | | | | | | | 237 | H | Towson | | 11 5 | | | |
| | | | | | | | | | | | | 237 | H | Towson | | 2 7 | | | |
| | | | | | | | | | | | | 237 | H | Towson | | 5 6 | | | |
| | | | | | | | | | | | | 237 | H | Towson | | 1 4 | | | |
| | | | | | | | | | | | | 279 | H | Portland | | 6 0 | | | |
| | | | | | | | | | | | | 279 | H | Portland | | 3 4 | | | |
| | | | | | | | | | | | | 279 | H | Portland | | 3 0 | | | |
| <hr/> | | | | | | | | | | | | | | | | | | | |
| LAST 10 GAMES | | | | | | | | | | | | | | | | | | | |
| 138 H Hawaii | | 6 7 | | 136 H UC Riverside | | 3 0 | | 237 H Towson | | 5 6 | | 237 H Towson | | 1 4 | | 279 H Portland | | 6 0 | |
| 138 H Hawaii | | 4 9 | | 136 H UC Riverside | | 10 4 | | 237 H Towson | | 1 4 | | 237 H Towson | | 1 4 | | 279 H Portland | | 3 4 | |
| 138 H Hawaii | | 8 7 | | 65 A Loyola Marymount | | 1 6 | | 279 H Portland | | 6 0 | | 279 H Portland | | 3 4 | | 279 H Portland | | 3 0 | |
| 65 H Loyola Marymount | | 10 18 | | 23 A Long Beach St. | | 8 5 | | 279 H Portland | | 3 4 | | 279 H Portland | | 3 0 | | 279 H Portland | | 3 0 | |
| 136 H UC Riverside | | 10 3 | | 23 A Long Beach St. | | 0 4 | | 279 H Portland | | 3 0 | | 279 H Portland | | 3 0 | | 279 H Portland | | 3 0 | |

Non-Div. I Games:

CSUN

| Average RPI Win: 208 | | WON-LOST | WINNING | LAST 10 | STRENGTH OF | | OPP. STRENGTH | TEAM | ADJ | | CONF. | ADJ CONF. |
|-----------------------|----------|----------|-----------|--------------|----------------|-------|----------------|-------|-------------|-----------------|----------|-----------|
| Average RPI Loss: 110 | | RECORD | PCT. RANK | GAMES | SCHEDULE | | OF SCHEDULE | RPI | RPI | | RPI | RPI |
| DIV. I ONLY | | 19-23-0 | .45238 | 192 | 6-4-0 | | 181 | 199 | 182 | | .48301 | 14 |
| DIV. I NON-CONF. | | 12-10-0 | .54545 | 116 | 1-1-0 | | 190 | 247 | 119 | | .51489 | 9 |
| TOTALS | | RPI 1-25 | RPI 26-50 | | W-L RECORDS | | RPI 51-100 | | RPI 101-150 | | RPI 150+ | |
| 19-23-0 | | 0-0-0 | 0-4-0 | | OVERALL | | 2-8-0 | | 3-5-0 | | 14-6-0 | |
| 4-7-0 | | 0-0-0 | 0-0-0 | | HOME | | 1-3-0 | | 2-2-0 | | 1-2-0 | |
| 6-14-0 | | 0-0-0 | 0-4-0 | | AWAY | | 1-4-0 | | 1-3-0 | | 4-3-0 | |
| 9-2-0 | | 0-0-0 | 0-0-0 | | NEUTRAL | | 0-1-0 | | 0-0-0 | | 9-1-0 | |
| 12-10-0 | | 0-0-0 | 0-4-0 | | NON-CONFERENCE | | 1-5-0 | | 0-0-0 | | 11-1-0 | |
| 1-0-0 | | 0-0-0 | 0-0-0 | | HOME | | 0-0-0 | | 0-0-0 | | 1-0-0 | |
| 2-8-0 | | 0-0-0 | 0-0- | | AWAY | | 1-4-0 | | 0-0-0 | | 1-0-0 | |
| 9-2-0 | | 0-0-0 | 0-0-0 | | NEUTRAL | | 0-1-0 | | 0-0-0 | | 9-1-0 | |
| 7-13-0 | | 0-0-0 | 0-0-0 | | CONFERENCE | | 1-3-0 | | 3-5-0 | | 3-5-0 | |
| 3-7-0 | | 0-0-0 | 0-0-0 | | HOME | | 1-3-0 | | 2-2-0 | | 0-2-0 | |
| 4-6-0 | | 0-0-0 | 0-0-0 | | AWAY | | 0-0-0 | | 1-3-0 | | 3-3-0 | |
| 0-0-0 | | 0-0-0 | 0-0-0 | | NEUTRAL | | 0-0-0 | | 0-0-0 | | 0-0-0 | |
| RPI S | Opponent | Score | RPI S | Opponent | Score | RPI S | Opponent | Score | RPI S | Opponent | Score | |
| | | | 29 A | South Fla. | 2 8 | 67 H | Yale | 12 7 | 117 H | Cornell | 5 9 | |
| | | | 29 A | South Fla. | 2 14 | 67 H | Yale | 2 4 | 117 H | Cornell | 7 5 | |
| | | | 29 A | South Fla. | 6 8 | 67 H | Yale | 13 21 | 120 A | Columbia | 1 5 | |
| | | | 29 A | South Fla. | 1 4 | 67 H | Yale | 9 13 | 120 A | Columbia | 0 2 | |
| | | | | | | 76 A | Jacksonville | 1 12 | 125 A | Dartmouth | 7 6 | |
| | | | | | | 76 A | Jacksonville | 4 1 | 125 A | Dartmouth | 1 2 | |
| | | | | | | 76 A | Jacksonville | 1 2 | 125 H | Dartmouth | 8 7 | |
| | | | | | | 76 A | Jacksonville | 3 5 | 125 H | Dartmouth | 0 3 | |
| | | | | | | 98 A | Boston College | 5 8 | 169 A | UMass Lowell | 4 3 | |
| | | | | | | 98 N | Boston College | 2 3 | 170 H | Princeton | 3 5 | |
| | | | | | | | | | 170 H | Princeton | 4 9 | |
| | | | | | | | | | 201 A | Penn | 4 7 | |
| | | | | | | | | | 201 A | Penn | 0 4 | |
| | | | | | | | | | 214 A | Brown | 7 6 | |
| | | | | | | | | | 214 A | Brown | 3 7 | |
| | | | | | | | | | 214 A | Brown | 3 2 | |
| | | | | | | | | | 214 A | Brown | 4 3 | |
| | | | | | | | | | 231 N | Army West Point | 7 8 | |
| | | | | | | | | | 231 N | Army West Point | 11 5 | |
| | | | | | | | | | 231 N | Army West Point | 17 9 | |
| | | | | | | | | | 231 N | Army West Point | 11 4 | |
| | | | | | | | | | 244 N | Bucknell | 9 8 | |
| | | | | | | | | | 264 H | Massachusetts | 7 3 | |
| | | | | | | | | | 264 N | Massachusetts | 8 2 | |
| | | | | | | | | | 291 N | Lafayette | 6 0 | |
| | | | | | | | | | 291 N | Lafayette | 13 1 | |
| | | | | | | | | | 292 N | Coppin St. | 6 2 | |
| LAST 10 GAMES | | | | | | | | | | | | |
| | | | 125 H | Dartmouth | 8 7 | 214 A | Brown | 7 6 | 264 H | Massachusetts | 7 3 | |
| | | | 125 H | Dartmouth | 0 3 | 214 A | Brown | 4 3 | 264 N | Massachusetts | 8 2 | |
| | | | 125 A | Dartmouth | 7 6 | 214 A | Brown | 3 7 | 291 N | Lafayette | 6 0 | |
| | | | 125 A | Dartmouth | 1 2 | 214 A | Brown | 3 2 | 291 N | Lafayette | 13 1 | |
| | | | 169 A | UMass Lowell | 4 3 | 98 N | Boston College | 2 3 | 292 N | Coppin St. | 6 2 | |

Non-Div. I Games:

Harvard

| RPI | S | Opponent | Score | |
|-----|---|------------|-------|---|
| 292 | N | Coppin St. | 14 | 3 |

Harvard

H
a
r
v
a
r
d

H
a
r
v
a
r
d

| Average RPI Win: | | 214 | WON-LOST RECORD | | WINNING PCT. RANK | | LAST 10 GAMES | | STRENGTH OF SCHEDULE | | OPP. STRENGTH OF SCHEDULE | | TEAM RPI | | ADJ RPI | | CONF. RPI | | ADJ CONF. RPI | | | | |
|-------------------|---|--------------|-----------------|-----------|-------------------|----------------|---------------|------------|----------------------|-------------|---------------------------|----------|----------|----------------|------------|-------|-----------|-----|---------------|---------------|--|----|----|
| Average RPI Loss: | | 103 | | | | | | | | | | | | | | | | | | | | | |
| DIV. I ONLY | | | 22-19-0 | | .53659 118 | | 5-5-0 | | 212 | | 141 | | 183 | | .48242 182 | | 20 | | 20 | | | | |
| DIV. I NON-CONF. | | | 14-12-0 | | .53846 124 | | 0-1-0 | | 207 | | 138 | | 194 | | .4781 194 | | 21 | | 21 | | | | |
| TOTALS | | RPI 1-25 | | RPI 26-50 | | W-L RECORDS | | RPI 51-100 | | RPI 101-150 | | RPI 150+ | | | | | | | | | | | |
| 22-19-0 | | 1-4-0 | | 0-3-0 | | OVERALL | | 2-6-0 | | 4-1-0 | | 15-5-0 | | | | | | | | | | | |
| 14-11-0 | | 0-1-0 | | 0-3-0 | | HOME | | 2-2-0 | | 3-1-0 | | 9-4-0 | | | | | | | | | | | |
| 8-7-0 | | 1-2-0 | | 0-0-0 | | AWAY | | 0-4-0 | | 1-0-0 | | 6-1-0 | | | | | | | | | | | |
| 0-1-0 | | 0-1-0 | | 0-0-0 | | NEUTRAL | | 0-0-0 | | 0-0-0 | | 0-0-0 | | | | | | | | | | | |
| 14-12-0 | | 1-4-0 | | 0-3-0 | | NON-CONFERENCE | | 1-1-0 | | 2-0-0 | | 10-4-0 | | | | | | | | | | | |
| 11-8-0 | | 0-1-0 | | 0-3-0 | | HOME | | 1-0-0 | | 1-0-0 | | 9-4-0 | | | | | | | | | | | |
| 3-3-0 | | 1-2-0 | | 0-0- | | AWAY | | 0-1-0 | | 1-0-0 | | 1-0-0 | | | | | | | | | | | |
| 0-1-0 | | 0-1-0 | | 0-0-0 | | NEUTRAL | | 0-0-0 | | 0-0-0 | | 0-0-0 | | | | | | | | | | | |
| 8-7-0 | | 0-0-0 | | 0-0-0 | | CONFERENCE | | 1-5-0 | | 2-1-0 | | 5-1-0 | | | | | | | | | | | |
| 3-3-0 | | 0-0-0 | | 0-0-0 | | HOME | | 1-2-0 | | 2-1-0 | | 0-0-0 | | | | | | | | | | | |
| 5-4-0 | | 0-0-0 | | 0-0-0 | | AWAY | | 0-3-0 | | 0-0-0 | | 5-1-0 | | | | | | | | | | | |
| 0-0-0 | | 0-0-0 | | 0-0-0 | | NEUTRAL | | 0-0-0 | | 0-0-0 | | 0-0-0 | | | | | | | | | | | |
| RPI | S | Opponent | | Score | | RPI | S | Opponent | | Score | | RPI | S | Opponent | | Score | | | | | | | |
| 18 | A | Auburn | | 4 | 5 | 30 | H | Michigan | | 3 | 4 | 76 | A | Jacksonville | | 1 | 2 | 110 | A | Middle Tenn. | | 16 | 2 |
| 18 | A | Auburn | | 8 | 7 | 30 | H | Michigan | | 0 | 5 | 76 | A | Jacksonville | | 5 | 6 | 110 | H | Middle Tenn. | | 3 | 2 |
| 18 | A | Auburn | | 0 | 8 | 30 | H | Michigan | | 2 | 8 | 76 | A | Jacksonville | | 3 | 5 | 146 | H | Kennesaw St. | | 1 | 0 |
| 19 | H | Missouri St. | | 4 | 6 | | | | | | | 88 | A | Tennessee Tech | | 1 | 10 | 146 | H | Kennesaw St. | | 13 | 2 |
| 25 | N | Vanderbilt | | 0 | 10 | | | | | | | 88 | H | Tennessee Tech | | 11 | 9 | 146 | H | Kennesaw St. | | 1 | 4 |
| | | | | | | | | | | | | 90 | H | North Florida | | 8 | 1 | 166 | H | Belmont | | 7 | 9 |
| | | | | | | | | | | | | 90 | H | North Florida | | 1 | 11 | 205 | H | UT Martin | | 3 | 7 |
| | | | | | | | | | | | | 90 | H | North Florida | | 5 | 7 | 238 | H | Northwestern | | 10 | 6 |
| | | | | | | | | | | | | | | | | | | 242 | H | Oakland | | 11 | 16 |
| | | | | | | | | | | | | | | | | | | 242 | H | Oakland | | 7 | 3 |
| | | | | | | | | | | | | | | | | | | 242 | H | Oakland | | 3 | 2 |
| | | | | | | | | | | | | | | | | | | 247 | A | Western Ky. | | 10 | 4 |
| | | | | | | | | | | | | | | | | | | 266 | H | Evansville | | 4 | 1 |
| | | | | | | | | | | | | | | | | | | 266 | H | Evansville | | 4 | 3 |
| | | | | | | | | | | | | | | | | | | 266 | H | Evansville | | 5 | 10 |
| | | | | | | | | | | | | | | | | | | 267 | A | USC Upstate | | 5 | 3 |
| | | | | | | | | | | | | | | | | | | 267 | A | USC Upstate | | 19 | 4 |
| | | | | | | | | | | | | | | | | | | 267 | A | USC Upstate | | 7 | 16 |
| | | | | | | | | | | | | | | | | | | 269 | H | Bowling Green | | 2 | 0 |
| | | | | | | | | | | | | | | | | | | 275 | H | Illinois St. | | 3 | 1 |
| | | | | | | | | | | | | | | | | | | 275 | H | Illinois St. | | 10 | 8 |
| | | | | | | | | | | | | | | | | | | 275 | H | Illinois St. | | 8 | 3 |
| | | | | | | LAST 10 GAMES | | | | | | | | | | | | 289 | A | NJIT | | 11 | 2 |
| | | | | | | | | | | | | | | | | | | 289 | A | NJIT | | 15 | 10 |
| | | | | | | | | | | | | | | | | | | 289 | A | NJIT | | 8 | 3 |
| | | | | | | | | | | | | | | | | | | 76 | A | Jacksonville | | 3 | 5 |
| | | | | | | | | | | | | | | | | | | 76 | A | Jacksonville | | 1 | 2 |
| | | | | | | | | | | | | | | | | | | 76 | A | Jacksonville | | 5 | 6 |

Non-Div. I Games:

Lipscomb

| Average RPI Win: 224 | | WON-LOST | WINNING | LAST 10 | STRENGTH OF | OPP. STRENGTH | TEAM | ADJ | CONF. | ADJ CONF. | | | | | | | | |
|-----------------------|---|----------|-----------|-----------|-------------|----------------|------|------------|--------|-------------|----------|-----------------|---|----------|---|---------------|----|---|
| Average RPI Loss: 148 | | RECORD | PCT. RANK | GAMES | SCHEDULE | OF SCHEDULE | RPI | RPI | RPI | RPI | | | | | | | | |
| DIV. I ONLY | | 20-18-0 | .52632 | 125 | 3-7-0 | 267 | 232 | 184 | .4823 | 183 | 26 | 26 | | | | | | |
| DIV. I NON-CONF. | | 10-9-0 | .52632 | 127 | 0-0-0 | 134 | 119 | 71 | .53867 | 71 | 25 | 25 | | | | | | |
| <hr/> | | | | | | | | | | | | | | | | | | |
| TOTALS | | RPI 1-25 | | RPI 26-50 | | W-L RECORDS | | RPI 51-100 | | RPI 101-150 | | RPI 150+ | | | | | | |
| 20-18-0 | | 1-4-0 | | 0-0-0 | | OVERALL | | 0-0-0 | | 2-5-0 | | 17-9-0 | | | | | | |
| 9-2-0 | | 0-0-0 | | 0-0-0 | | HOME | | 0-0-0 | | 1-1-0 | | 8-1-0 | | | | | | |
| 9-15-0 | | 1-4-0 | | 0-0-0 | | AWAY | | 0-0-0 | | 1-4-0 | | 7-6-0 | | | | | | |
| 2-1-0 | | 0-0-0 | | 0-0-0 | | NEUTRAL | | 0-0-0 | | 0-0-0 | | 2-1-0 | | | | | | |
| 10-9-0 | | 1-4-0 | | 0-0-0 | | NON-CONFERENCE | | 0-0-0 | | 2-5-0 | | 7-0-0 | | | | | | |
| 1-1-0 | | 0-0-0 | | 0-0-0 | | HOME | | 0-0-0 | | 1-1-0 | | 0-0-0 | | | | | | |
| 7-8-0 | | 1-4-0 | | 0-0- | | AWAY | | 0-0-0 | | 1-4-0 | | 5-0-0 | | | | | | |
| 2-0-0 | | 0-0-0 | | 0-0-0 | | NEUTRAL | | 0-0-0 | | 0-0-0 | | 2-0-0 | | | | | | |
| 10-9-0 | | 0-0-0 | | 0-0-0 | | CONFERENCE | | 0-0-0 | | 0-0-0 | | 10-9-0 | | | | | | |
| 8-1-0 | | 0-0-0 | | 0-0-0 | | HOME | | 0-0-0 | | 0-0-0 | | 8-1-0 | | | | | | |
| 2-7-0 | | 0-0-0 | | 0-0-0 | | AWAY | | 0-0-0 | | 0-0-0 | | 2-7-0 | | | | | | |
| 0-1-0 | | 0-0-0 | | 0-0-0 | | NEUTRAL | | 0-0-0 | | 0-0-0 | | 0-1-0 | | | | | | |
| RPI | S | Opponent | | Score | | RPI | S | Opponent | | Score | | RPI | S | Opponent | | Score | | |
| 10 | A | Virginia | | 3 | 5 | | | | | 108 | A | Marshall | | 9 | 3 | | | |
| 10 | A | Virginia | | 8 | 5 | | | | | 108 | A | Marshall | | 6 | 9 | | | |
| 14 | A | Baylor | | 3 | 6 | | | | | 108 | A | Marshall | | 4 | 5 | | | |
| 14 | A | Baylor | | 3 | 7 | | | | | 133 | A | Virginia Tech | | 3 | 8 | | | |
| 14 | A | Baylor | | 6 | 21 | | | | | 144 | A | St. Bonaventure | | 2 | 7 | | | |
| | | | | | | | | | | 144 | H | St. Bonaventure | | 1 | 5 | | | |
| | | | | | | | | | | 144 | H | St. Bonaventure | | 2 | 1 | | | |
| | | | | | | | | | | 156 | N | Canisius | | 0 | 8 | | | |
| | | | | | | | | | | 168 | H | Fairfield | | 1 | 4 | | | |
| | | | | | | | | | | 168 | H | Fairfield | | 11 | 7 | | | |
| | | | | | | | | | | 168 | H | Fairfield | | 6 | 5 | | | |
| | | | | | | | | | | 203 | A | Monmouth | | 5 | 6 | | | |
| | | | | | | | | | | 203 | A | Monmouth | | 6 | 4 | | | |
| | | | | | | | | | | 203 | A | Monmouth | | 6 | 8 | | | |
| | | | | | | | | | | 236 | A | Norfolk St. | | 6 | 1 | | | |
| | | | | | | | | | | 236 | A | Norfolk St. | | 9 | 0 | | | |
| | | | | | | | | | | 236 | A | Norfolk St. | | 4 | 0 | | | |
| | | | | | | | | | | 243 | H | Quinnipiac | | 17 | 8 | | | |
| | | | | | | | | | | 243 | H | Quinnipiac | | 10 | 2 | | | |
| | | | | | | | | | | 243 | H | Quinnipiac | | 2 | 1 | | | |
| | | | | | | | | | | 246 | A | Rider | | 1 | 2 | | | |
| | | | | | | | | | | 246 | A | Rider | | 5 | 6 | | | |
| | | | | | | | | | | 246 | A | Rider | | 1 | 2 | | | |
| | | | | | | | | | | 254 | A | Manhattan | | 10 | 2 | | | |
| | | | | | | | | | | 254 | A | Manhattan | | 5 | 6 | | | |
| | | | | | | | | | | 254 | A | Manhattan | | 2 | 4 | | | |
| | | | | | | | | | | 269 | A | Bowling Green | | 3 | 2 | | | |
| <hr/> | | | | | | | | | | | | | | | | | | |
| LAST 10 GAMES | | | | | | | | | | | | | | | | | | |
| | | | | 168 | H | Fairfield | 1 | 4 | 203 | A | Monmouth | 6 | 4 | 246 | A | Rider | 1 | 2 |
| | | | | 168 | H | Fairfield | 11 | 7 | 203 | A | Monmouth | 6 | 8 | 254 | A | Manhattan | 10 | 2 |
| | | | | 168 | H | Fairfield | 6 | 5 | 246 | A | Rider | 5 | 6 | 254 | A | Manhattan | 5 | 6 |
| | | | | 156 | N | Canisius | 0 | 8 | 246 | A | Rider | 1 | 2 | 254 | A | Manhattan | 2 | 4 |
| | | | | 203 | A | Monmouth | 5 | 6 | 246 | A | Rider | 1 | 2 | 269 | A | Bowling Green | 3 | 2 |

Non-Div. I Games:

Niagara

| RPI | S | Opponent | Score | |
|-----|---|---------------|-------|---|
| 269 | A | Bowling Green | 3 | 1 |
| 278 | N | La Salle | 8 | 5 |
| 278 | N | La Salle | 9 | 0 |
| 299 | H | Saint Peter's | 3 | 2 |
| 299 | H | Saint Peter's | 7 | 0 |
| 299 | H | Saint Peter's | 8 | 1 |

Niagara

N
i
a
g
a
r
a

N
i
a
g
a
r
a

| | | | | | | | | | | | |
|------------------|----------|--------------------|----------------------|--------------------|-------------------------|------------------------------|----------------|------------|--------------|------------------|-------|
| Average RPI Win: | 186 | WON-LOST RECORD | WINNING PCT. RANK | LAST 10 GAMES | STRENGTH OF SCHEDULE | OPP. STRENGTH OF SCHEDULE | TEAM RPI | ADJ RPI | CONF. RPI | ADJ CONF. RPI | |
| DIV. I ONLY | | 18-24-0 | .42857 207 | 5-5-0 | 147 | 220 | 185 | .48224 184 | 18 | 18 | |
| DIV. I NON-CONF. | | 11-16-0 | .40741 210 | 2-2-0 | 177 | 221 | 215 | .46897 213 | 19 | 19 | |
| <hr/> | | | | | | | | | | | |
| TOTALS | RPI 1-25 | RPI 26-50 | | W-L RECORDS | RPI 51-100 | | RPI 101-150 | | RPI 150+ | | |
| 18-24-0 | 0-0-0 | 0-3-0 | | OVERALL | 1-3-0 | | 3-5-0 | | 14-13-0 | | |
| 9-8-0 | 0-0-0 | 0-0-0 | | HOME | 1-3-0 | | 1-1-0 | | 7-4-0 | | |
| 8-15-0 | 0-0-0 | 0-3-0 | | AWAY | 0-0-0 | | 2-4-0 | | 6-8-0 | | |
| 1-1-0 | 0-0-0 | 0-0-0 | | NEUTRAL | 0-0-0 | | 0-0-0 | | 1-1-0 | | |
| 11-16-0 | 0-0-0 | 0-3-0 | | NON-CONFERENCE | 0-1-0 | | 3-5-0 | | 8-7-0 | | |
| 7-4-0 | 0-0-0 | 0-0-0 | | HOME | 0-1-0 | | 1-1-0 | | 6-2-0 | | |
| 3-11-0 | 0-0-0 | 0-0- | | AWAY | 0-0-0 | | 2-4-0 | | 1-4-0 | | |
| 1-1-0 | 0-0-0 | 0-0-0 | | NEUTRAL | 0-0-0 | | 0-0-0 | | 1-1-0 | | |
| 7-8-0 | 0-0-0 | 0-0-0 | | CONFERENCE | 1-2-0 | | 0-0-0 | | 6-6-0 | | |
| 2-4-0 | 0-0-0 | 0-0-0 | | HOME | 1-2-0 | | 0-0-0 | | 1-2-0 | | |
| 5-4-0 | 0-0-0 | 0-0-0 | | AWAY | 0-0-0 | | 0-0-0 | | 5-4-0 | | |
| 0-0-0 | 0-0-0 | 0-0-0 | | NEUTRAL | 0-0-0 | | 0-0-0 | | 0-0-0 | | |
| RPI S | Opponent | Score | RPI S | Opponent | Score | RPI S | Opponent | Score | RPI S | Opponent | Score |
| | | | 41 A | Tennessee | 2 5 | 84 H | Winthrop | 0 8 | 106 A | Samford | 2 6 |
| | | | 45 A | North Carolina St. | 1 13 | 84 H | Winthrop | 4 3 | 106 A | Samford | 1 4 |
| | | | 47 A | Charlotte | 5 14 | 84 H | Winthrop | 0 1 | 106 A | Samford | 6 4 |
| | | | | | | 88 H | Tennessee Tech | 9 20 | 109 H | Western Caro. | 5 3 |
| | | | | | | | | | 122 A | UNCG | 3 14 |
| | | | | | | | | | 139 A | Wofford | 7 6 |
| | | | | | | | | | 139 H | Wofford | 8 17 |
| | | | | | | | | | 140 A | Furman | 1 12 |
| | | | | | | | | | 153 A | High Point | 0 7 |
| | | | | | | | | | 153 A | High Point | 2 5 |
| | | | | | | | | | 153 A | High Point | 3 1 |
| | | | | | | | | | 154 H | UMBC | 7 6 |
| | | | | | | | | | 154 H | UMBC | 11 5 |
| | | | | | | | | | 154 H | UMBC | 4 8 |
| | | | | | | | | | 161 A | Presbyterian | 4 2 |
| | | | | | | | | | 161 A | Presbyterian | 4 7 |
| | | | | | | | | | 161 A | Presbyterian | 7 1 |
| | | | | | | | | | 175 A | Appalachian St. | 3 4 |
| | | | | | | | | | 175 H | Appalachian St. | 5 3 |
| | | | | | | | | | 198 H | Charleston So. | 3 10 |
| | | | | | | | | | 198 H | Charleston So. | 2 1 |
| | | | | | | | | | 198 H | Charleston So. | 3 19 |
| | | | | | | | | | 223 N | James Madison | 9 25 |
| | | | | | | | | | 230 A | Campbell | 11 9 |
| | | | | | | | | | 230 A | Campbell | 10 5 |
| | | | | | | | | | 230 A | Campbell | 7 9 |
| | | | | | | | | | 249 H | Iona | 4 2 |
| <hr/> | | | | | | | | | | | |
| LAST 10 GAMES | | | | | | | | | | | |
| | | | 175 H | Appalachian St. | 5 3 | 41 A | Tennessee | 2 5 | | | |
| | | | 140 A | Furman | 1 12 | 267 H | USC Upstate | 8 4 | | | |
| | | | 230 A | Campbell | 11 9 | 153 A | High Point | 3 1 | | | |
| | | | 230 A | Campbell | 7 9 | 153 A | High Point | 0 7 | | | |
| | | | 230 A | Campbell | 10 5 | 153 A | High Point | 2 5 | | | |

Non-Div. I Games:

UNC Asheville

UNC Asheville

| Average RPI Win: 181 | | WON-LOST RECORD | | WINNING PCT. RANK | | LAST 10 GAMES | | STRENGTH OF SCHEDULE | | OPP. STRENGTH OF SCHEDULE | | TEAM RPI | | ADJ RPI | | CONF. RPI | | ADJ CONF. RPI | |
|----------------------|----------|-----------------|----|-------------------|------------------|----------------|---|----------------------|----------------|---------------------------|----|----------|-------------------|------------|----|-----------|--|---------------|--|
| DIV. I ONLY | | 20-22-0 | | .47619 175 | | 6-4-0 | | 199 | | 152 | | 181 | | .48211 185 | | 17 | | 17 | |
| DIV. I NON-CONF. | | 10-11-0 | | .47619 172 | | 2-2-0 | | 239 | | 151 | | 201 | | .4726 206 | | 20 | | 20 | |
| TOTALS | | RPI 1-25 | | RPI 26-50 | | W-L RECORDS | | RPI 51-100 | | RPI 101-150 | | RPI 150+ | | | | | | | |
| 20-22-0 | | 0-4-0 | | 1-0-0 | | OVERALL | | 1-4-0 | | 5-4-0 | | 13-10-0 | | | | | | | |
| 8-9-0 | | 0-0-0 | | 0-0-0 | | HOME | | 0-0-0 | | 5-4-0 | | 3-5-0 | | | | | | | |
| 9-13-0 | | 0-4-0 | | 1-0-0 | | AWAY | | 0-4-0 | | 0-0-0 | | 8-5-0 | | | | | | | |
| 3-0-0 | | 0-0-0 | | 0-0-0 | | NEUTRAL | | 1-0-0 | | 0-0-0 | | 2-0-0 | | | | | | | |
| 10-11-0 | | 0-4-0 | | 1-0-0 | | NON-CONFERENCE | | 1-1-0 | | 0-0-0 | | 8-6-0 | | | | | | | |
| 3-5-0 | | 0-0-0 | | 0-0-0 | | HOME | | 0-0-0 | | 0-0-0 | | 3-5-0 | | | | | | | |
| 4-6-0 | | 0-4-0 | | 1-0- | | AWAY | | 0-1-0 | | 0-0-0 | | 3-1-0 | | | | | | | |
| 3-0-0 | | 0-0-0 | | 0-0-0 | | NEUTRAL | | 1-0-0 | | 0-0-0 | | 2-0-0 | | | | | | | |
| 10-11-0 | | 0-0-0 | | 0-0-0 | | CONFERENCE | | 0-3-0 | | 5-4-0 | | 5-4-0 | | | | | | | |
| 5-4-0 | | 0-0-0 | | 0-0-0 | | HOME | | 0-0-0 | | 5-4-0 | | 0-0-0 | | | | | | | |
| 5-7-0 | | 0-0-0 | | 0-0-0 | | AWAY | | 0-3-0 | | 0-0-0 | | 5-4-0 | | | | | | | |
| 0-0-0 | | 0-0-0 | | 0-0-0 | | NEUTRAL | | 0-0-0 | | 0-0-0 | | 0-0-0 | | | | | | | |
| RPI S | Opponent | Score | | RPI S | Opponent | Score | | RPI S | Opponent | Score | | RPI S | Opponent | Score | | | | | |
| 3 A | Kentucky | 7 | 9 | 38 A | Southeastern La. | 3 | 1 | 57 N | Louisiana | 2 | 0 | 116 H | Jacksonville St. | 3 | 4 | | | | |
| 9 A | TCU | 6 | 15 | | | | | 71 A | Missouri | 0 | 11 | 116 H | Jacksonville St. | 5 | 7 | | | | |
| 9 A | TCU | 2 | 13 | | | | | 88 A | Tennessee Tech | 10 | 14 | 116 H | Jacksonville St. | 6 | 4 | | | | |
| 9 A | TCU | 2 | 9 | | | | | 88 A | Tennessee Tech | 2 | 4 | 134 H | Southeast Mo. St. | 3 | 4 | | | | |
| | | | | | | | | 88 A | Tennessee Tech | 4 | 6 | 134 H | Southeast Mo. St. | 9 | 7 | | | | |
| | | | | | | | | | | | | 134 H | Southeast Mo. St. | 11 | 1 | | | | |
| | | | | | | | | | | | | 145 H | Austin Peay | 17 | 12 | | | | |
| | | | | | | | | | | | | 145 H | Austin Peay | 5 | 8 | | | | |
| | | | | | | | | | | | | 145 H | Austin Peay | 8 | 6 | | | | |
| | | | | | | | | | | | | 166 A | Belmont | 6 | 4 | | | | |
| | | | | | | | | | | | | 166 A | Belmont | 16 | 4 | | | | |
| | | | | | | | | | | | | 166 A | Belmont | 4 | 14 | | | | |
| | | | | | | | | | | | | 179 A | Southern Ill. | 13 | 10 | | | | |
| | | | | | | | | | | | | 179 H | Southern Ill. | 13 | 12 | | | | |
| | | | | | | | | | | | | 188 A | Eastern Ill. | 10 | 8 | | | | |
| | | | | | | | | | | | | 188 A | Eastern Ill. | 5 | 7 | | | | |
| | | | | | | | | | | | | 188 A | Eastern Ill. | 11 | 10 | | | | |
| | | | | | | | | | | | | 197 H | Buffalo | 4 | 11 | | | | |
| | | | | | | | | | | | | 197 H | Buffalo | 10 | 12 | | | | |
| | | | | | | | | | | | | 197 H | Buffalo | 12 | 4 | | | | |
| | | | | | | | | | | | | 240 A | SIUE | 18 | 9 | | | | |
| | | | | | | | | | | | | 240 A | SIUE | 1 | 8 | | | | |
| | | | | | | | | | | | | 240 A | SIUE | 5 | 6 | | | | |
| | | | | | | | | | | | | 247 A | Western Ky. | 9 | 10 | | | | |
| | | | | | | | | | | | | 247 H | Western Ky. | 5 | 8 | | | | |
| | | | | | | | | | | | | 256 H | Siena | 3 | 8 | | | | |
| | | | | | | | | | | | | 256 H | Siena | 11 | 3 | | | | |
| Non-Div. I Games: | | Lindenwood (IL) | | 6 | 7 | Harris-Stowe | | 9 | 1 | Kentucky St. | | 22 | 0 | | | | | | |
| | | | | | | | | | | | | | | | | | | Murray St. | |

| RPI | S | Opponent | Score | |
|-----|---|------------|-------|---|
| 256 | H | Siena | 8 | 9 |
| 266 | A | Evansville | 5 | 4 |
| 266 | N | Evansville | 8 | 1 |
| 274 | N | Hofstra | 5 | 1 |
| 286 | A | Alcorn | 11 | 8 |

Murray St.

M
u
r
r
a
y
S
t
.

M
u
r
r
a
y
S
t
.

| Average RPI Win: 204 | | WON-LOST RECORD | | WINNING PCT. RANK | | LAST 10 GAMES | | STRENGTH OF SCHEDULE | | OPP. STRENGTH OF SCHEDULE | | TEAM RPI | | ADJ RPI | | CONF. RPI | | ADJ CONF. RPI | | | | | |
|----------------------|---|-----------------|--|-------------------|----|----------------|---|----------------------|--|---------------------------|----|----------|---|----------------|--|-----------|----|---------------|---|---------------|----|----|--|
| DIV. I ONLY | | 14-30-0 | | .31818 265 | | 3-7-0 | | 73 | | 204 | | 186 | | .482 186 | | 21 | | 21 | | | | | |
| DIV. I NON-CONF. | | 7-22-0 | | .24138 268 | | 1-4-0 | | 6 | | 175 | | 131 | | .5074 131 | | 18 | | 18 | | | | | |
| TOTALS | | RPI 1-25 | | RPI 26-50 | | W-L RECORDS | | RPI 51-100 | | RPI 101-150 | | RPI 150+ | | | | | | | | | | | |
| 14-30-0 | | 0-3-0 | | 0-4-0 | | OVERALL | | 1-15-0 | | 1-1-0 | | 12-7-0 | | | | | | | | | | | |
| 6-4-0 | | 0-0-0 | | 0-0-0 | | HOME | | 0-0-0 | | 0-0-0 | | 6-4-0 | | | | | | | | | | | |
| 6-22-0 | | 0-3-0 | | 0-4-0 | | AWAY | | 1-12-0 | | 1-1-0 | | 4-2-0 | | | | | | | | | | | |
| 2-4-0 | | 0-0-0 | | 0-0-0 | | NEUTRAL | | 0-3-0 | | 0-0-0 | | 2-1-0 | | | | | | | | | | | |
| 7-22-0 | | 0-3-0 | | 0-4-0 | | NON-CONFERENCE | | 1-12-0 | | 1-1-0 | | 5-2-0 | | | | | | | | | | | |
| 1-0-0 | | 0-0-0 | | 0-0-0 | | HOME | | 0-0-0 | | 0-0-0 | | 1-0-0 | | | | | | | | | | | |
| 4-18-0 | | 0-3-0 | | 0-0- | | AWAY | | 1-9-0 | | 1-1-0 | | 2-1-0 | | | | | | | | | | | |
| 2-4-0 | | 0-0-0 | | 0-0-0 | | NEUTRAL | | 0-3-0 | | 0-0-0 | | 2-1-0 | | | | | | | | | | | |
| 7-8-0 | | 0-0-0 | | 0-0-0 | | CONFERENCE | | 0-3-0 | | 0-0-0 | | 7-5-0 | | | | | | | | | | | |
| 5-4-0 | | 0-0-0 | | 0-0-0 | | HOME | | 0-0-0 | | 0-0-0 | | 5-4-0 | | | | | | | | | | | |
| 2-4-0 | | 0-0-0 | | 0-0-0 | | AWAY | | 0-3-0 | | 0-0-0 | | 2-1-0 | | | | | | | | | | | |
| 0-0-0 | | 0-0-0 | | 0-0-0 | | NEUTRAL | | 0-0-0 | | 0-0-0 | | 0-0-0 | | | | | | | | | | | |
| RPI | S | Opponent | | Score | | RPI | S | Opponent | | Score | | RPI | S | Opponent | | Score | | | | | | | |
| 7 | A | Louisville | | 4 | 5 | 29 | A | South Fla. | | 3 | 4 | 59 | N | Binghamton | | 3 | 9 | 131 | A | Illinois | 10 | 4 | |
| 7 | A | Louisville | | 2 | 17 | 29 | A | South Fla. | | 3 | 12 | 59 | N | Binghamton | | 3 | 7 | 131 | A | Illinois | 5 | 11 | |
| 7 | A | Louisville | | 1 | 11 | 29 | A | South Fla. | | 3 | 6 | 62 | A | Fla. Atlantic | | 6 | 4 | 177 | N | Northeastern | 2 | 9 | |
| | | | | | | 30 | A | Michigan | | 0 | 12 | 62 | A | Fla. Atlantic | | 8 | 11 | 179 | N | Southern Ill. | 8 | 7 | |
| | | | | | | | | | | | | 62 | A | Fla. Atlantic | | 3 | 10 | 179 | N | Southern Ill. | 10 | 2 | |
| | | | | | | | | | | | | 68 | A | Kent St. | | 1 | 10 | 197 | H | Buffalo | 21 | 20 | |
| | | | | | | | | | | | | 68 | A | Kent St. | | 2 | 3 | 197 | H | Buffalo | 4 | 3 | |
| | | | | | | | | | | | | 68 | A | Kent St. | | 0 | 1 | 197 | H | Buffalo | 7 | 6 | |
| | | | | | | | | | | | | 83 | A | Michigan St. | | 1 | 11 | 204 | H | Western Mich. | 1 | 4 | |
| | | | | | | | | | | | | 88 | A | Tennessee Tech | | 2 | 10 | 204 | H | Western Mich. | 1 | 0 | |
| | | | | | | | | | | | | 88 | A | Tennessee Tech | | 5 | 7 | 204 | H | Western Mich. | 9 | 8 | |
| | | | | | | | | | | | | 88 | A | Tennessee Tech | | 0 | 10 | 241 | H | Northern Ill. | 3 | 9 | |
| | | | | | | | | | | | | 88 | A | Tennessee Tech | | 0 | 2 | 241 | H | Northern Ill. | 4 | 7 | |
| | | | | | | | | | | | | 92 | A | Notre Dame | | 3 | 8 | 241 | H | Northern Ill. | 2 | 16 | |
| | | | | | | | | | | | | 93 | A | Wright St. | | 2 | 4 | 242 | H | Oakland | 8 | 5 | |
| | | | | | | | | | | | | 98 | N | Boston College | | 5 | 6 | 260 | A | Richmond | 9 | 15 | |
| | | | | | | | | | | | | | | | | | | 260 | A | Richmond | 6 | 4 | |
| | | | | | | | | | | | | | | | | | | 269 | A | Bowling Green | 20 | 4 | |
| | | | | | | | | | | | | | | | | | | 269 | A | Bowling Green | 8 | 4 | |
| | | | | | | | | | | | | | | | | | | 269 | A | Bowling Green | 4 | 5 | |
| | | | | | | | | | | | | | | | | | | 272 | A | Dayton | 11 | 7 | |
| LAST 10 GAMES | | | | | | | | | | | | | | | | | | | | | | | |
| | | | | | | 7 | A | Louisville | | 2 | 17 | 68 | A | Kent St. | | 2 | 3 | | | | | | |
| | | | | | | 7 | A | Louisville | | 1 | 11 | 68 | A | Kent St. | | 0 | 1 | | | | | | |
| | | | | | | 7 | A | Louisville | | 4 | 5 | 272 | A | Dayton | | 11 | 7 | | | | | | |
| | | | | | | 83 | A | Michigan St. | | 1 | 11 | 197 | H | Buffalo | | 7 | 6 | | | | | | |
| | | | | | | 68 | A | Kent St. | | 1 | 10 | 197 | H | Buffalo | | 21 | 20 | | | | | | |

Non-Div. I Games:

Toledo

| Average RPI Win: 187 | | WON-LOST | WINNING | LAST 10 | STRENGTH OF | | OPP. STRENGTH | TEAM | ADJ | | CONF. | ADJ CONF. | | |
|-----------------------|---|--------------|-----------|---------|----------------|---|----------------|-------|-------------|-----|----------|---------------|-------|----|
| Average RPI Loss: 108 | | RECORD | PCT. RANK | GAMES | SCHEDULE | | OF SCHEDULE | RPI | RPI | | RPI | RPI | | |
| DIV. I ONLY | | 22-21-0 | .51163 | 134 | 3-7-0 | | 231 | 96 | 187 | | .48162 | 187 | | |
| DIV. I NON-CONF. | | 12-10-0 | .54545 | 116 | 0-1-0 | | 271 | 108 | 216 | | .46842 | 214 | | |
| TOTALS | | RPI 1-25 | RPI 26-50 | | W-L RECORDS | | RPI 51-100 | | RPI 101-150 | | RPI 150+ | | | |
| 22-21-0 | | 0-1-0 | 2-4-0 | | OVERALL | | 3-8-0 | | 1-2-0 | | 16-6-0 | | | |
| 14-9-0 | | 0-1-0 | 2-3-0 | | HOME | | 2-2-0 | | 1-0-0 | | 9-3-0 | | | |
| 8-12-0 | | 0-0-0 | 0-1-0 | | AWAY | | 1-6-0 | | 0-2-0 | | 7-3-0 | | | |
| 0-0-0 | | 0-0-0 | 0-0-0 | | NEUTRAL | | 0-0-0 | | 0-0-0 | | 0-0-0 | | | |
| 12-10-0 | | 0-1-0 | 1-2-0 | | NON-CONFERENCE | | 3-2-0 | | 1-2-0 | | 7-3-0 | | | |
| 8-6-0 | | 0-1-0 | 1-1-0 | | HOME | | 2-2-0 | | 1-0-0 | | 4-2-0 | | | |
| 4-4-0 | | 0-0-0 | 0-0- | | AWAY | | 1-0-0 | | 0-2-0 | | 3-1-0 | | | |
| 0-0-0 | | 0-0-0 | 0-0-0 | | NEUTRAL | | 0-0-0 | | 0-0-0 | | 0-0-0 | | | |
| 10-11-0 | | 0-0-0 | 1-2-0 | | CONFERENCE | | 0-6-0 | | 0-0-0 | | 9-3-0 | | | |
| 6-3-0 | | 0-0-0 | 1-2-0 | | HOME | | 0-0-0 | | 0-0-0 | | 5-1-0 | | | |
| 4-8-0 | | 0-0-0 | 0-0-0 | | AWAY | | 0-6-0 | | 0-0-0 | | 4-2-0 | | | |
| 0-0-0 | | 0-0-0 | 0-0-0 | | NEUTRAL | | 0-0-0 | | 0-0-0 | | 0-0-0 | | | |
| RPI | S | Opponent | Score | | RPI | S | Opponent | Score | | RPI | S | Opponent | Score | |
| 19 | H | Missouri St. | 0 | 13 | 35 | A | Ole Miss | 4 | 16 | 57 | A | Louisiana | 2 | 13 |
| | | | | | 43 | H | South Ala. | 2 | 12 | 57 | A | Louisiana | 2 | 3 |
| | | | | | 43 | H | South Ala. | 5 | 15 | 57 | A | Louisiana | 0 | 8 |
| | | | | | 43 | H | South Ala. | 12 | 10 | 64 | A | Coastal Caro. | 6 | 11 |
| | | | | | 44 | H | Louisiana Tech | 3 | 19 | 64 | A | Coastal Caro. | 0 | 5 |
| | | | | | 44 | H | Louisiana Tech | 6 | 5 | 64 | A | Coastal Caro. | 1 | 6 |
| | | | | | | | | | | 89 | A | Memphis | 11 | 4 |
| | | | | | | | | | | 89 | H | Memphis | 1 | 2 |
| | | | | | | | | | | 91 | H | Cincinnati | 4 | 11 |
| | | | | | | | | | | 91 | H | Cincinnati | 5 | 1 |
| | | | | | | | | | | 91 | H | Cincinnati | 5 | 4 |
| | | | | | | | | | | | | | | |
| | | | | | | | | | | | | | | |
| | | | | | | | | | | | | | | |
| | | | | | | | | | | | | | | |
| | | | | | | | | | | | | | | |
| | | | | | | | | | | | | | | |
| | | | | | | | | | | | | | | |
| | | | | | | | | | | | | | | |
| | | | | | | | | | | | | | | |
| | | | | | | | | | | | | | | |
| | | | | | | | | | | | | | | |
| | | | | | | | | | | | | | | |
| | | | | | | | | | | | | | | |
| | | | | | | | | | | | | | | |
| | | | | | | | | | | | | | | |
| | | | | | | | | | | | | | | |
| | | | | | | | | | | | | | | |
| | | | | | | | | | | | | | | |
| | | | | | | | | | | | | | | |
| | | | | | | | | | | | | | | |
| | | | | | | | | | | | | | | |
| | | | | | | | | | | | | | | |
| | | | | | | | | | | | | | | |
| | | | | | | | | | | | | | | |
| | | | | | | | | | | | | | | |
| | | | | | | | | | | | | | | |
| | | | | | | | | | | | | | | |
| | | | | | | | | | | | | | | |
| | | | | | | | | | | | | | | |
| | | | | | | | | | | | | | | |
| | | | | | | | | | | | | | | |
| | | | | | | | | | | | | | | |
| | | | | | | | | | | | | | | |
| | | | | | | | | | | | | | | |
| | | | | | | | | | | | | | | |
| | | | | | | | | | | | | | | |
| | | | | | | | | | | | | | | |
| | | | | | | | | | | | | | | |
| | | | | | | | | | | | | | | |
| | | | | | | | | | | | | | | |
| | | | | | | | | | | | | | | |
| | | | | | | | | | | | | | | |
| | | | | | | | | | | | | | | |
| | | | | | | | | | | | | | | |
| | | | | | | | | | | | | | | |
| | | | | | | | | | | | | | | |
| | | | | | | | | | | | | | | |
| | | | | | | | | | | | | | | |
| | | | | | | | | | | | | | | |

Non-Div. I Games:

Arkansas St.

| Average RPI Win: 166 | | WON-LOST | WINNING | LAST 10 | STRENGTH OF | | OPP. STRENGTH | TEAM | ADJ | | CONF. | ADJ CONF. |
|-----------------------|----------|----------|-----------------|------------|--------------------|-------|------------------|-------|--------------|-------------------|----------|-----------|
| Average RPI Loss: 119 | | RECORD | PCT. RANK | GAMES | SCHEDULE | | OF SCHEDULE | RPI | RPI | | RPI | RPI |
| DIV. I ONLY | | 13-29-0 | .30952 | 267 | 7-2-0 | | 69 | 201 | 188 | | 17 | 17 |
| DIV. I NON-CONF. | | 4-17-0 | .19048 | 281 | 2-1-0 | | 63 | 158 | 239 | | 20 | 20 |
| TOTALS | | RPI 1-25 | RPI 26-50 | | W-L RECORDS | | RPI 51-100 | | RPI 101-150 | | RPI 150+ | |
| 13-29-0 | | 0-0-0 | 0-3-0 | | OVERALL | | 0-7-0 | | 6-11-0 | | 7-8-0 | |
| 7-5-0 | | 0-0-0 | 0-0-0 | | HOME | | 0-0-0 | | 1-2-0 | | 6-3-0 | |
| 6-24-0 | | 0-0-0 | 0-3-0 | | AWAY | | 0-7-0 | | 5-9-0 | | 1-5-0 | |
| 0-0-0 | | 0-0-0 | 0-0-0 | | NEUTRAL | | 0-0-0 | | 0-0-0 | | 0-0-0 | |
| 4-17-0 | | 0-0-0 | 0-3-0 | | NON-CONFERENCE | | 0-4-0 | | 2-6-0 | | 2-4-0 | |
| 2-1-0 | | 0-0-0 | 0-0-0 | | HOME | | 0-0-0 | | 0-0-0 | | 2-1-0 | |
| 2-16-0 | | 0-0-0 | 0-0- | | AWAY | | 0-4-0 | | 2-6-0 | | 0-3-0 | |
| 0-0-0 | | 0-0-0 | 0-0-0 | | NEUTRAL | | 0-0-0 | | 0-0-0 | | 0-0-0 | |
| 9-12-0 | | 0-0-0 | 0-0-0 | | CONFERENCE | | 0-3-0 | | 4-5-0 | | 5-4-0 | |
| 5-4-0 | | 0-0-0 | 0-0-0 | | HOME | | 0-0-0 | | 1-2-0 | | 4-2-0 | |
| 4-8-0 | | 0-0-0 | 0-0-0 | | AWAY | | 0-3-0 | | 3-3-0 | | 1-2-0 | |
| 0-0-0 | | 0-0-0 | 0-0-0 | | NEUTRAL | | 0-0-0 | | 0-0-0 | | 0-0-0 | |
| RPI S | Opponent | Score | RPI S | Opponent | Score | RPI S | Opponent | Score | RPI S | Opponent | Score | |
| | | | 43 A | South Ala. | 2 8 | 71 A | Missouri | 1 10 | 106 A | Samford | 4 9 | |
| | | | 43 A | South Ala. | 3 8 | 88 A | Tennessee Tech | 9 13 | 106 A | Samford | 6 7 | |
| | | | 43 A | South Ala. | 0 32 | 88 A | Tennessee Tech | 3 5 | 106 A | Samford | 1 4 | |
| | | | | | | 88 A | Tennessee Tech | 4 11 | 116 A | Jacksonville St. | 7 5 | |
| | | | | | | 96 A | Kansas St. | 11 12 | 116 A | Jacksonville St. | 3 6 | |
| | | | | | | 96 A | Kansas St. | 0 14 | 116 A | Jacksonville St. | 6 7 | |
| | | | | | | 96 A | Kansas St. | 10 15 | 123 A | Morehead St. | 15 16 | |
| | | | | | | | | | 123 A | Morehead St. | 9 8 | |
| | | | | | | | | | 123 A | Morehead St. | 14 7 | |
| | | | | | | | | | 129 A | Central Ark. | 4 2 | |
| | | | | | | | | | 129 A | Central Ark. | 1 8 | |
| | | | | | | | | | 129 A | Central Ark. | 6 10 | |
| | | | | | | | | | 129 A | Central Ark. | 1 6 | |
| | | | | | | | | | 134 H | Southeast Mo. St. | 5 4 | |
| | | | | | | | | | 134 H | Southeast Mo. St. | 6 7 | |
| | | | | | | | | | 134 H | Southeast Mo. St. | 3 7 | |
| | | | | | | | | | 148 A | Butler | 10 6 | |
| | | | | | | | | | 152 A | Saint Louis | 1 12 | |
| | | | | | | | | | 152 H | Saint Louis | 5 8 | |
| | | | | | | | | | 166 A | Belmont | 7 3 | |
| | | | | | | | | | 166 A | Belmont | 1 10 | |
| | | | | | | | | | 166 A | Belmont | 3 8 | |
| | | | | | | | | | 167 A | Indiana St. | 1 2 | |
| | | | | | | | | | 167 H | Indiana St. | 8 7 | |
| | | | | | | | | | 179 H | Southern Ill. | 10 7 | |
| | | | | | | | | | 185 H | Murray St. | 10 11 | |
| | | | | | | | | | 185 H | Murray St. | 8 10 | |
| Non-Div. I Games: | | | Lindenwood (IL) | 8 5 | Robert Morris (IL) | 12 4 | Ill.-Springfield | 18 11 | Eastern Ill. | | | |

| RPI | S | Opponent | Score | |
|-----|---|-------------|-------|----|
| 185 | H | Murray St. | 7 | 5 |
| 200 | A | Alabama | 0 | 5 |
| 229 | H | Eastern Ky. | 16 | 5 |
| 229 | H | Eastern Ky. | 13 | 11 |
| 229 | H | Eastern Ky. | 11 | 9 |

Eastern Ill.

E
a
s
t
e
r
n
I
l
l
.

E
a
s
t
e
r
n
I
l
l
.

| UAB | | | | Through Games Of May 2, 2017 | | | | | | | | | | | |
|-----------------------|----------|----------|-----------|------------------------------|----------------|-------|---------------|-------|----------------|--------|----------|-----------|------------------|-------|----|
| Average RPI Win: 168 | | WON-LOST | WINNING | LAST 10 | STRENGTH OF | | OPP. STRENGTH | TEAM | ADJ | | CONF. | ADJ CONF. | | | |
| Average RPI Loss: 110 | | RECORD | PCT. RANK | GAMES | SCHEDULE | | OF SCHEDULE | RPI | RPI | | RPI | RPI | | | |
| DIV. I ONLY | | 20-24-0 | .45455 | 190 | 4-6-0 | | 179 | 85 | 189 | .48113 | 189 | 6 | 6 | | |
| DIV. I NON-CONF. | | 13-10-0 | .56522 | 106 | 2-0-0 | | 266 | 139 | 195 | .47798 | 195 | 6 | 6 | | |
| TOTALS | | RPI 1-25 | RPI 26-50 | | W-L RECORDS | | RPI 51-100 | | RPI 101-150 | | RPI 150+ | | | | |
| 20-24-0 | | 0-1-0 | 2-4-0 | | OVERALL | | 2-4-0 | | 4-10-0 | | 12-5-0 | | | | |
| 13-10-0 | | 0-0-0 | 1-2-0 | | HOME | | 1-2-0 | | 1-4-0 | | 10-2-0 | | | | |
| 7-14-0 | | 0-1-0 | 1-2-0 | | AWAY | | 1-2-0 | | 3-6-0 | | 2-3-0 | | | | |
| 0-0-0 | | 0-0-0 | 0-0-0 | | NEUTRAL | | 0-0-0 | | 0-0-0 | | 0-0-0 | | | | |
| 13-10-0 | | 0-1-0 | 0-0-0 | | NON-CONFERENCE | | 0-0-0 | | 3-5-0 | | 10-4-0 | | | | |
| 10-4-0 | | 0-0-0 | 0-0-0 | | HOME | | 0-0-0 | | 0-2-0 | | 10-2-0 | | | | |
| 3-6-0 | | 0-1-0 | 0-0- | | AWAY | | 0-0-0 | | 3-3-0 | | 0-2-0 | | | | |
| 0-0-0 | | 0-0-0 | 0-0-0 | | NEUTRAL | | 0-0-0 | | 0-0-0 | | 0-0-0 | | | | |
| 7-14-0 | | 0-0-0 | 2-4-0 | | CONFERENCE | | 2-4-0 | | 1-5-0 | | 2-1-0 | | | | |
| 3-6-0 | | 0-0-0 | 1-2-0 | | HOME | | 1-2-0 | | 1-2-0 | | 0-0-0 | | | | |
| 4-8-0 | | 0-0-0 | 1-2-0 | | AWAY | | 1-2-0 | | 0-3-0 | | 2-1-0 | | | | |
| 0-0-0 | | 0-0-0 | 0-0-0 | | NEUTRAL | | 0-0-0 | | 0-0-0 | | 0-0-0 | | | | |
| RPI S | Opponent | Score | | RPI S | Opponent | Score | | RPI S | Opponent | Score | | RPI S | Opponent | Score | |
| 18 A | Auburn | 0 | 4 | 44 A | Louisiana Tech | 14 | 9 | 62 H | Fla. Atlantic | 6 | 2 | 101 A | Troy | 6 | 1 |
| | | | | 44 A | Louisiana Tech | 2 | 10 | 62 H | Fla. Atlantic | 3 | 6 | 101 H | Troy | 2 | 4 |
| | | | | 44 A | Louisiana Tech | 4 | 7 | 62 H | Fla. Atlantic | 5 | 9 | 106 A | Samford | 9 | 3 |
| | | | | 47 H | Charlotte | 3 | 2 | 80 A | FIU | 8 | 5 | 106 H | Samford | 1 | 5 |
| | | | | 47 H | Charlotte | 5 | 17 | 80 A | FIU | 6 | 12 | 108 H | Marshall | 2 | 5 |
| | | | | 47 H | Charlotte | 0 | 3 | 80 A | FIU | 2 | 6 | 108 H | Marshall | 1 | 2 |
| | | | | | | | | | | | | 108 H | Marshall | 4 | 3 |
| | | | | | | | | | | | | 110 A | Middle Tenn. | 3 | 18 |
| | | | | | | | | | | | | 110 A | Middle Tenn. | 3 | 13 |
| | | | | | | | | | | | | 110 A | Middle Tenn. | 10 | 11 |
| | | | | | | | | | | | | 116 A | Jacksonville St. | 6 | 12 |
| | | | | | | | | | | | | 118 A | Georgia | 0 | 1 |
| | | | | | | | | | | | | 118 A | Georgia | 2 | 1 |
| | | | | | | | | | | | | 118 A | Georgia | 0 | 2 |
| | | | | | | | | | | | | 174 H | Creighton | 14 | 1 |
| | | | | | | | | | | | | 174 H | Creighton | 3 | 2 |
| | | | | | | | | | | | | 174 H | Creighton | 5 | 1 |
| | | | | | | | | | | | | 194 H | Valparaiso | 5 | 9 |
| | | | | | | | | | | | | 194 H | Valparaiso | 3 | 2 |
| | | | | | | | | | | | | 194 H | Valparaiso | 5 | 1 |
| | | | | | | | | | | | | 200 A | Alabama | 4 | 6 |
| | | | | | | | | | | | | 200 H | Alabama | 1 | 4 |
| | | | | | | | | | | | | 201 A | Alabama St. | 2 | 7 |
| | | | | | | | | | | | | 234 H | La.-Monroe | 4 | 3 |
| | | | | | | | | | | | | 234 H | La.-Monroe | 3 | 2 |
| | | | | | | | | | | | | 234 H | La.-Monroe | 4 | 3 |
| | | | | | | | | | | | | 247 A | Western Ky. | 6 | 9 |
| | | | | LAST 10 GAMES | | | | | | | | | | | |
| | | | | 106 A | Samford | 9 | 3 | 44 A | Louisiana Tech | 2 | 10 | 201 A | Alabama St. | 2 | 7 |
| | | | | 47 H | Charlotte | 0 | 3 | 44 A | Louisiana Tech | 14 | 9 | 234 H | La.-Monroe | 4 | 3 |
| | | | | 47 H | Charlotte | 5 | 17 | 101 A | Troy | 6 | 1 | 234 H | La.-Monroe | 3 | 2 |
| | | | | 47 H | Charlotte | 3 | 2 | 110 A | Middle Tenn. | 3 | 13 | 234 H | La.-Monroe | 4 | 3 |
| | | | | 44 A | Louisiana Tech | 4 | 7 | 110 A | Middle Tenn. | 3 | 18 | 247 A | Western Ky. | 6 | 9 |

Non-Div. I Games:

UAB

| RPI | S | Opponent | Score | |
|-----|---|-------------|-------|---|
| 247 | A | Western Ky. | 5 | 0 |
| 247 | A | Western Ky. | 8 | 4 |
| 295 | H | Alabama A&M | 8 | 2 |
| 295 | H | Alabama A&M | 7 | 1 |

UAB

U
A
B

U
A
B

**F
r
e
s
n
o
s
t
.**

Fresno St.

| RPI | S | Opponent | Score | |
|-----|---|----------|-------|----|
| 227 | A | Nevada | 27 | 5 |
| 227 | H | Nevada | 9 | 5 |
| 227 | H | Nevada | 8 | 10 |
| 227 | H | Nevada | 3 | 2 |
| 245 | A | Pacific | 11 | 12 |
| 245 | H | Pacific | 10 | 4 |

Fresno St.

F
r
e
s
n
o
s
t
.

F
r
e
s
n
o
s
t
.

N
a
v
y

Navy

| RPI | S | Opponent | Score | |
|-----|---|--------------|-------|---|
| 244 | H | Bucknell | 11 | 1 |
| 244 | H | Bucknell | 6 | 1 |
| 244 | H | Bucknell | 5 | 4 |
| 244 | H | Bucknell | 0 | 5 |
| 262 | A | N.C. Central | 9 | 6 |
| 262 | A | N.C. Central | 2 | 3 |
| 262 | A | N.C. Central | 7 | 8 |
| 270 | A | Delaware St. | 18 | 0 |
| 270 | H | Delaware St. | 3 | 2 |
| 283 | A | Lehigh | 1 | 0 |
| 283 | A | Lehigh | 3 | 2 |
| 283 | A | Lehigh | 2 | 1 |
| 283 | A | Lehigh | 11 | 5 |
| 290 | A | UMES | 13 | 5 |
| 290 | H | UMES | 17 | 5 |
| 291 | H | Lafayette | 9 | 6 |
| 291 | H | Lafayette | 7 | 1 |
| 291 | H | Lafayette | 4 | 1 |
| 291 | H | Lafayette | 10 | 6 |
| 292 | H | Coppin St. | 11 | 3 |
| 296 | H | NYIT | 15 | 3 |
| 296 | H | NYIT | 12 | 0 |
| 296 | H | NYIT | 10 | 2 |
| 296 | H | NYIT | 10 | 5 |
| | | | | |

Navy

N
a
v
y

N
a
v
y

| Average RPI Win: | 218 | WON-LOST RECORD | WINNING PCT. RANK | LAST 10 GAMES | STRENGTH OF SCHEDULE | OPP. STRENGTH OF SCHEDULE | TEAM RPI | ADJ RPI | CONF. RPI | ADJ CONF. RPI |
|------------------|--------------|-----------------|-------------------|----------------|----------------------|---------------------------|----------|-------------|-----------|---------------|
| DIV. I ONLY | | 21-21-0 | .5 144 | 5-5-0 | 209 | 200 | 192 | .47964 192 | 16 | 16 |
| DIV. I NON-CONF. | | 13-14-0 | .48148 165 | 1-2-0 | 179 | 236 | 169 | .48813 169 | 17 | 17 |
| <hr/> | | | | | | | | | | |
| TOTALS | RPI 1-25 | RPI 26-50 | | W-L RECORDS | | RPI 51-100 | | RPI 101-150 | | RPI 150+ |
| 21-21-0 | 0-1-0 | 0-5-0 | | OVERALL | | 0-1-0 | | 4-6-0 | | 17-8-0 |
| 15-5-0 | 0-0-0 | 0-0-0 | | HOME | | 0-1-0 | | 2-1-0 | | 13-3-0 |
| 6-14-0 | 0-0-0 | 0-4-0 | | AWAY | | 0-0-0 | | 2-5-0 | | 4-5-0 |
| 0-2-0 | 0-1-0 | 0-1-0 | | NEUTRAL | | 0-0-0 | | 0-0-0 | | 0-0-0 |
| 13-14-0 | 0-1-0 | 0-5-0 | | NON-CONFERENCE | | 0-1-0 | | 2-2-0 | | 11-5-0 |
| 8-3-0 | 0-0-0 | 0-0-0 | | HOME | | 0-1-0 | | 0-0-0 | | 8-2-0 |
| 5-9-0 | 0-0-0 | 0-0- | | AWAY | | 0-0-0 | | 2-2-0 | | 3-3-0 |
| 0-2-0 | 0-1-0 | 0-1-0 | | NEUTRAL | | 0-0-0 | | 0-0-0 | | 0-0-0 |
| 8-7-0 | 0-0-0 | 0-0-0 | | CONFERENCE | | 0-0-0 | | 2-4-0 | | 6-3-0 |
| 7-2-0 | 0-0-0 | 0-0-0 | | HOME | | 0-0-0 | | 2-1-0 | | 5-1-0 |
| 1-5-0 | 0-0-0 | 0-0-0 | | AWAY | | 0-0-0 | | 0-3-0 | | 1-2-0 |
| 0-0-0 | 0-0-0 | 0-0-0 | | NEUTRAL | | 0-0-0 | | 0-0-0 | | 0-0-0 |
| RPI S | Opponent | Score | | RPI S | Opponent | Score | | RPI S | Opponent | Score |
| 19 N | Missouri St. | 0 | 7 | 26 A | McNeese | 2 | 18 | 67 H | Yale | 3 13 |
| | | | | 34 A | UCF | 3 | 7 | | | |
| | | | | 34 A | UCF | 2 | 3 | | | |
| | | | | 34 A | UCF | 4 | 8 | | | |
| | | | | 48 N | Rhode Island | 3 | 6 | | | |
| | | | | | | | | | | |
| | | | | | | | | | | |
| | | | | | | | | | | |
| | | | | | | | | | | |
| | | | | | | | | | | |
| | | | | | | | | | | |
| | | | | | | | | | | |
| | | | | | | | | | | |
| | | | | | | | | | | |
| | | | | | | | | | | |
| | | | | | | | | | | |
| | | | | | | | | | | |
| | | | | | | | | | | |
| | | | | | | | | | | |
| | | | | | | | | | | |
| | | | | | | | | | | |
| | | | | | | | | | | |
| | | | | | | | | | | |
| | | | | | | | | | | |
| | | | | | | | | | | |
| | | | | | | | | | | |
| | | | | | | | | | | |
| | | | | | | | | | | |
| | | | | | | | | | | |
| | | | | | | | | | | |
| | | | | | | | | | | |
| | | | | | | | | | | |
| | | | | | | | | | | |
| | | | | | | | | | | |
| | | | | | | | | | | |
| | | | | | | | | | | |
| | | | | | | | | | | |
| | | | | | | | | | | |
| | | | | | | | | | | |
| | | | | | | | | | | |
| | | | | | | | | | | |
| | | | | | | | | | | |
| | | | | | | | | | | |
| | | | | | | | | | | |
| | | | | | | | | | | |
| | | | | | | | | | | |
| | | | | | | | | | | |
| | | | | | | | | | | |
| | | | | | | | | | | |
| | | | | | | | | | | |
| | | | | | | | | | | |
| | | | | | | | | | | |
| | | | | | | | | | | |
| | | | | | | | | | | |
| | | | | | | | | | | |
| | | | | | | | | | | |
| | | | | | | | | | | |
| | | | | | | | | | | |
| | | | | | | | | | | |
| | | | | | | | | | | |
| | | | | | | | | | | |
| | | | | | | | | | | |
| | | | | | | | | | | |
| | | | | | | | | | | |
| | | | | | | | | | | |
| | | | | | | | | | | |
| | | | | | | | | | | |
| | | | | | | | | | | |
| | | | | | | | | | | |
| | | | | | | | | | | |
| | | | | | | | | | | |
| | | | | | | | | | | |
| | | | | | | | | | | |
| | | | | | | | | | | |
| | | | | | | | | | | |
| | | | | | | | | | | |
| | | | | | | | | | | |
| | | | | | | | | | | |
| | | | | | | | | | | |
| | | | | | | | | | | |
| | | | | | | | | | | |
| | | | | | | | | | | |
| | | | | | | | | | | |
| | | | | | | | | | | |
| | | | | | | | | | | |
| | | | | | | | | | | |
| | | | | | | | | | | |
| | | | | | | | | | | |

Non-Div. I Games:

Stony Brook

| RPI | S | Opponent | Score | |
|-----|---|--------------|-------|----|
| 251 | H | LIU Brooklyn | 15 | 11 |
| 254 | H | Manhattan | 11 | 10 |
| 258 | A | Sacred Heart | 11 | 5 |
| 258 | H | Sacred Heart | 11 | 5 |
| 258 | H | Sacred Heart | 6 | 5 |
| 258 | H | Sacred Heart | 9 | 3 |
| 296 | A | NYIT | 11 | 8 |
| 296 | H | NYIT | 7 | 2 |

Stony Brook

S
t
o
n
y
B
r
o
o
k

S
t
o
n
y
B
r
o
o
k

| | | | | | | | | | | | | | | | | | | | | |
|------------------|---|----------|-----------------|-----------|-------------------|----------------|---------------|--------------|----------------------|-------------|---------------------------|----------|----------|---------------|------------|-------|-----------|--|---------------|--|
| Average RPI Win: | | 215 | WON-LOST RECORD | | WINNING PCT. RANK | | LAST 10 GAMES | | STRENGTH OF SCHEDULE | | OPP. STRENGTH OF SCHEDULE | | TEAM RPI | | ADJ RPI | | CONF. RPI | | ADJ CONF. RPI | |
| DIV. I ONLY | | | 23-23-0 | | .5 144 | | 5-5-0 | | 228 | | 184 | | 193 | | .47861 193 | | 23 | | 23 | |
| DIV. I NON-CONF. | | | 16-15-0 | | .51613 143 | | 2-2-0 | | 253 | | 199 | | 185 | | .48303 185 | | 24 | | 24 | |
| TOTALS | | RPI 1-25 | | RPI 26-50 | | W-L RECORDS | | RPI 51-100 | | RPI 101-150 | | RPI 150+ | | | | | | | | |
| 23-23-0 | | 1-5-0 | | 1-2-0 | | OVERALL | | 0-3-0 | | 1-2-0 | | 20-11-0 | | | | | | | | |
| 14-8-0 | | 0-1-0 | | 1-2-0 | | HOME | | 0-0-0 | | 0-0-0 | | 13-5-0 | | | | | | | | |
| 9-15-0 | | 1-4-0 | | 0-0-0 | | AWAY | | 0-3-0 | | 1-2-0 | | 7-6-0 | | | | | | | | |
| 0-0-0 | | 0-0-0 | | 0-0-0 | | NEUTRAL | | 0-0-0 | | 0-0-0 | | 0-0-0 | | | | | | | | |
| 16-15-0 | | 1-5-0 | | 0-0-0 | | NON-CONFERENCE | | 0-3-0 | | 0-0-0 | | 15-7-0 | | | | | | | | |
| 10-3-0 | | 0-1-0 | | 0-0-0 | | HOME | | 0-0-0 | | 0-0-0 | | 10-2-0 | | | | | | | | |
| 6-12-0 | | 1-4-0 | | 0-0- | | AWAY | | 0-3-0 | | 0-0-0 | | 5-5-0 | | | | | | | | |
| 0-0-0 | | 0-0-0 | | 0-0-0 | | NEUTRAL | | 0-0-0 | | 0-0-0 | | 0-0-0 | | | | | | | | |
| 7-8-0 | | 0-0-0 | | 1-2-0 | | CONFERENCE | | 0-0-0 | | 1-2-0 | | 5-4-0 | | | | | | | | |
| 4-5-0 | | 0-0-0 | | 1-2-0 | | HOME | | 0-0-0 | | 0-0-0 | | 3-3-0 | | | | | | | | |
| 3-3-0 | | 0-0-0 | | 0-0-0 | | AWAY | | 0-0-0 | | 1-2-0 | | 2-1-0 | | | | | | | | |
| 0-0-0 | | 0-0-0 | | 0-0-0 | | NEUTRAL | | 0-0-0 | | 0-0-0 | | 0-0-0 | | | | | | | | |
| RPI | S | Opponent | | Score | | RPI | S | Opponent | | Score | | RPI | S | Opponent | | Score | | | | |
| 10 | A | Virginia | | 1 | 11 | 48 | H | Rhode Island | | 15 | 5 | 94 | A | Florida A&M | | 2 | 10 | | | |
| 10 | H | Virginia | | 1 | 7 | 48 | H | Rhode Island | | 3 | 5 | 94 | A | Florida A&M | | 1 | 11 | | | |
| 18 | A | Auburn | | 3 | 4 | 48 | H | Rhode Island | | 2 | 7 | 94 | A | Florida A&M | | 5 | 6 | | | |
| 18 | A | Auburn | | 0 | 2 | | | | | | | | | VCU | | 4 | 2 | | | |
| 18 | A | Auburn | | 0 | 9 | | | | | | | | | UMBC | | 4 | 3 | | | |
| 18 | A | Auburn | | 9 | 5 | | | | | | | | | UMBC | | 3 | 2 | | | |
| | | | | | | | | | | | | | | Davidson | | 4 | 3 | | | |
| | | | | | | | | | | | | | | Davidson | | 5 | 0 | | | |
| | | | | | | | | | | | | | | Davidson | | 2 | 12 | | | |
| | | | | | | | | | | | | | | Monmouth | | 1 | 3 | | | |
| | | | | | | | | | | | | | | Monmouth | | 12 | 0 | | | |
| | | | | | | | | | | | | | | Monmouth | | 4 | 0 | | | |
| | | | | | | | | | | | | | | Georgetown | | 7 | 8 | | | |
| | | | | | | | | | | | | | | Georgetown | | 4 | 6 | | | |
| | | | | | | | | | | | | | | VMI | | 0 | 10 | | | |
| | | | | | | | | | | | | | | VMI | | 6 | 5 | | | |
| | | | | | | | | | | | | | | VMI | | 8 | 13 | | | |
| | | | | | | | | | | | | | | Towson | | 4 | 8 | | | |
| | | | | | | | | | | | | | | Towson | | 13 | 4 | | | |
| | | | | | | | | | | | | | | Villanova | | 5 | 2 | | | |
| | | | | | | | | | | | | | | Villanova | | 0 | 3 | | | |
| | | | | | | | | | | | | | | Villanova | | 6 | 3 | | | |
| | | | | | | | | | | | | | | Richmond | | 10 | 4 | | | |
| | | | | | | | | | | | | | | Richmond | | 5 | 8 | | | |
| | | | | | | | | | | | | | | Richmond | | 4 | 2 | | | |
| | | | | | | | | | | | | | | Massachusetts | | 1 | 2 | | | |
| | | | | | | | | | | | | | | Massachusetts | | 10 | 2 | | | |
| | | | | | | | | | | | | | | Massachusetts | | 4 | 10 | | | |

Non-Div. I Games:

George Washington

| RPI | S | Opponent | Score | |
|-----|---|--------------|-------|---|
| 270 | A | Delaware St. | 12 | 4 |
| 270 | H | Delaware St. | 9 | 6 |
| 289 | H | NJIT | 4 | 1 |
| 289 | H | NJIT | 6 | 2 |
| 289 | H | NJIT | 8 | 2 |
| 290 | H | UMES | 10 | 4 |
| 292 | H | Coppin St. | 20 | 7 |

George Washington

G
e
o
r
g
e
W
a
s
h
i
n
g
t
o
n

G
e
o
r
g
e
W
a
s
h
i
n
g
t
o
n

| | | | | | | | | | | | | |
|------------------|----------|--------------------|----------------------|------------------|-------|-------------------------|------------------------------|-------------|------------|----------------|------------------|----|
| Average RPI Win: | 198 | WON-LOST RECORD | WINNING PCT. RANK | LAST 10 GAMES | | STRENGTH OF SCHEDULE | OPP. STRENGTH OF SCHEDULE | TEAM RPI | ADJ RPI | CONF. RPI | ADJ CONF. RPI | |
| DIV. I ONLY | | 17-25-0 | .40476 | 220 | 4-6-0 | 194 | 224 | 195 | .47741 | 194 | 24 | 24 |
| DIV. I NON-CONF. | | 10-13-0 | .43478 | 193 | 1-1-0 | 193 | 173 | 139 | .50563 | 139 | 22 | 22 |
| <hr/> | | | | | | | | | | | | |
| TOTALS | RPI 1-25 | RPI 26-50 | | W-L RECORDS | | RPI 51-100 | | RPI 101-150 | | RPI 150+ | | |
| 17-25-0 | 0-0-0 | 0-3-0 | | OVERALL | | 4-6-0 | | 1-6-0 | | 12-10-0 | | |
| 5-4-0 | 0-0-0 | 0-0-0 | | HOME | | 1-1-0 | | 0-0-0 | | 4-3-0 | | |
| 10-21-0 | 0-0-0 | 0-3-0 | | AWAY | | 3-5-0 | | 1-6-0 | | 6-7-0 | | |
| 2-0-0 | 0-0-0 | 0-0-0 | | NEUTRAL | | 0-0-0 | | 0-0-0 | | 2-0-0 | | |
| 10-13-0 | 0-0-0 | 0-3-0 | | NON-CONFERENCE | | 3-2-0 | | 0-4-0 | | 7-4-0 | | |
| 1-0-0 | 0-0-0 | 0-0-0 | | HOME | | 0-0-0 | | 0-0-0 | | 1-0-0 | | |
| 7-13-0 | 0-0-0 | 0-0- | | AWAY | | 3-2-0 | | 0-4-0 | | 4-4-0 | | |
| 2-0-0 | 0-0-0 | 0-0-0 | | NEUTRAL | | 0-0-0 | | 0-0-0 | | 2-0-0 | | |
| 7-12-0 | 0-0-0 | 0-0-0 | | CONFERENCE | | 1-4-0 | | 1-2-0 | | 5-6-0 | | |
| 4-4-0 | 0-0-0 | 0-0-0 | | HOME | | 1-1-0 | | 0-0-0 | | 3-3-0 | | |
| 3-8-0 | 0-0-0 | 0-0-0 | | AWAY | | 0-3-0 | | 1-2-0 | | 2-3-0 | | |
| 0-0-0 | 0-0-0 | 0-0-0 | | NEUTRAL | | 0-0-0 | | 0-0-0 | | 0-0-0 | | |
| RPI | S | Opponent | Score | RPI | S | Opponent | Score | RPI | S | Opponent | Score | |
| 29 | A | South Fla. | 2 11 | 76 | A | Jacksonville | 5 2 | 126 | A | Ill.-Chicago | 1 8 | |
| 29 | A | South Fla. | 5 6 | 76 | A | Jacksonville | 3 6 | 126 | A | Ill.-Chicago | 4 2 | |
| 29 | A | South Fla. | 1 8 | 76 | A | Jacksonville | 6 3 | 126 | A | Ill.-Chicago | 7 10 | |
| | | | | 92 | A | Notre Dame | 3 10 | 142 | A | Ball St. | 2 11 | |
| | | | | 93 | A | Wright St. | 0 7 | 150 | A | Wichita St. | 3 4 | |
| | | | | 93 | A | Wright St. | 1 2 | 150 | A | Wichita St. | 3 4 | |
| | | | | 93 | A | Wright St. | 1 6 | 150 | A | Wichita St. | 2 3 | |
| | | | | 93 | H | Wright St. | 1 3 | 189 | A | UAB | 9 5 | |
| | | | | 93 | H | Wright St. | 9 0 | 189 | A | UAB | 1 5 | |
| | | | | 95 | A | Purdue | 5 1 | 189 | A | UAB | 2 3 | |
| | | | | | | | | 201 | N | Penn | 16 3 | |
| | | | | | | | | 201 | N | Penn | 3 0 | |
| | | | | | | | | 239 | A | Northern Ky. | 17 4 | |
| | | | | | | | | 239 | A | Northern Ky. | 5 14 | |
| | | | | | | | | 239 | H | Northern Ky. | 7 18 | |
| | | | | | | | | 239 | H | Northern Ky. | 10 9 | |
| | | | | | | | | 239 | H | Northern Ky. | 8 7 | |
| | | | | | | | | 242 | H | Oakland | 6 9 | |
| | | | | | | | | 242 | H | Oakland | 9 19 | |
| | | | | | | | | 242 | H | Oakland | 7 6 | |
| | | | | | | | | 247 | A | Western Ky. | 5 2 | |
| | | | | | | | | 247 | A | Western Ky. | 5 6 | |
| | | | | | | | | 247 | A | Western Ky. | 3 4 | |
| | | | | 263 | A | Youngstown St. | 10 7 | 263 | A | Youngstown St. | 10 7 | |
| | | | | 263 | A | Youngstown St. | 7 9 | 239 | A | Northern Ky. | 17 4 | |
| | | | | 263 | A | Youngstown St. | 5 6 | 239 | A | Northern Ky. | 5 14 | |
| | | | | 92 | A | Notre Dame | 3 10 | 281 | H | Chicago St. | 10 3 | |
| | | | | 93 | H | Wright St. | 9 0 | 242 | H | Oakland | 9 19 | |
| | | | | | | | | 275 | A | Illinois St. | 4 3 | |

Non-Div. I Games:

Valparaiso

| RPI | S | Opponent | Score | |
|-----|---|-------------|-------|---|
| 281 | A | Chicago St. | 13 | 1 |
| 281 | H | Chicago St. | 10 | 3 |

Valparaiso

V
a
l
p
a
r
a
i
s
o

V
a
l
p
a
r
a
i
s
o

| Average RPI Win: | | 194 | WON-LOST RECORD | | WINNING PCT. RANK | | LAST 10 GAMES | | STRENGTH OF SCHEDULE | | OPP. STRENGTH OF SCHEDULE | | TEAM RPI | | ADJ RPI | | CONF. RPI | | ADJ CONF. RPI | | |
|------------------|---|---------------|-----------------|-----------|-------------------|----------------|---------------|------------|----------------------|-------------|---------------------------|----------|----------|--------------|---------|-------|-----------|----|---------------|----|--|
| DIV. I ONLY | | | 18-27-0 | | .4 | 223 | 3-7-0 | | 178 | | 213 | | 196 | | .4765 | | 195 | 21 | | 21 | |
| DIV. I NON-CONF. | | | 9-21-0 | | .3 | 251 | 0-3-0 | | 95 | | 186 | | 190 | | .4791 | | 190 | 18 | | 18 | |
| TOTALS | | RPI 1-25 | | RPI 26-50 | | W-L RECORDS | | RPI 51-100 | | RPI 101-150 | | RPI 150+ | | | | | | | | | |
| 18-27-0 | | 0-4-0 | | 0-1-0 | | OVERALL | | 2-5-0 | | 3-4-0 | | 13-13-0 | | | | | | | | | |
| 6-2-0 | | 0-0-0 | | 0-0-0 | | HOME | | 1-0-0 | | 0-0-0 | | 5-2-0 | | | | | | | | | |
| 9-17-0 | | 0-4-0 | | 0-1-0 | | AWAY | | 0-2-0 | | 1-2-0 | | 8-8-0 | | | | | | | | | |
| 3-8-0 | | 0-0-0 | | 0-0-0 | | NEUTRAL | | 1-3-0 | | 2-2-0 | | 0-3-0 | | | | | | | | | |
| 9-21-0 | | 0-4-0 | | 0-1-0 | | NON-CONFERENCE | | 2-5-0 | | 3-4-0 | | 4-7-0 | | | | | | | | | |
| 1-1-0 | | 0-0-0 | | 0-0-0 | | HOME | | 1-0-0 | | 0-0-0 | | 0-1-0 | | | | | | | | | |
| 5-12-0 | | 0-4-0 | | 0-0- | | AWAY | | 0-2-0 | | 1-2-0 | | 4-3-0 | | | | | | | | | |
| 3-8-0 | | 0-0-0 | | 0-0-0 | | NEUTRAL | | 1-3-0 | | 2-2-0 | | 0-3-0 | | | | | | | | | |
| 9-6-0 | | 0-0-0 | | 0-0-0 | | CONFERENCE | | 0-0-0 | | 0-0-0 | | 9-6-0 | | | | | | | | | |
| 5-1-0 | | 0-0-0 | | 0-0-0 | | HOME | | 0-0-0 | | 0-0-0 | | 5-1-0 | | | | | | | | | |
| 4-5-0 | | 0-0-0 | | 0-0-0 | | AWAY | | 0-0-0 | | 0-0-0 | | 4-5-0 | | | | | | | | | |
| 0-0-0 | | 0-0-0 | | 0-0-0 | | NEUTRAL | | 0-0-0 | | 0-0-0 | | 0-0-0 | | | | | | | | | |
| RPI | S | Opponent | | Score | | RPI | S | Opponent | | Score | | RPI | S | Opponent | | Score | | | | | |
| 7 | A | Louisville | | 0 | 13 | 30 | A | Michigan | | 1 | 2 | 66 | A | FGCU | | 5 | 12 | | | | |
| 7 | A | Louisville | | 2 | 3 | | | | | | | 71 | N | Missouri | | 9 | 27 | | | | |
| 7 | A | Louisville | | 7 | 8 | | | | | | | 71 | N | Missouri | | 5 | 6 | | | | |
| 11 | A | West Virginia | | 1 | 17 | | | | | | | 71 | N | Missouri | | 6 | 2 | | | | |
| | | | | | | | | | | | | 71 | N | Missouri | | 2 | 7 | | | | |
| | | | | | | | | | | | | 83 | H | Michigan St. | | 4 | 3 | | | | |
| | | | | | | | | | | | | 92 | A | Notre Dame | | 0 | 5 | | | | |
| | | | | | | | | | | | | | | | | | | | | | |
| | | | | | | | | | | | | | | | | | | | | | |
| | | | | | | | | | | | | | | | | | | | | | |
| | | | | | | | | | | | | | | | | | | | | | |
| | | | | | | | | | | | | | | | | | | | | | |
| | | | | | | | | | | | | | | | | | | | | | |
| | | | | | | | | | | | | | | | | | | | | | |
| | | | | | | | | | | | | | | | | | | | | | |
| | | | | | | | | | | | | | | | | | | | | | |
| | | | | | | | | | | | | | | | | | | | | | |
| | | | | | | | | | | | | | | | | | | | | | |
| | | | | | | | | | | | | | | | | | | | | | |
| | | | | | | | | | | | | | | | | | | | | | |
| | | | | | | | | | | | | | | | | | | | | | |
| | | | | | | | | | | | | | | | | | | | | | |
| | | | | | | | | | | | | | | | | | | | | | |
| | | | | | | | | | | | | | | | | | | | | | |
| | | | | | | | | | | | | | | | | | | | | | |
| | | | | | | | | | | | | | | | | | | | | | |
| | | | | | | | | | | | | | | | | | | | | | |
| | | | | | | | | | | | | | | | | | | | | | |
| | | | | | | | | | | | | | | | | | | | | | |
| | | | | | | | | | | | | | | | | | | | | | |
| | | | | | | | | | | | | | | | | | | | | | |
| | | | | | | | | | | | | | | | | | | | | | |
| | | | | | | | | | | | | | | | | | | | | | |
| | | | | | | | | | | | | | | | | | | | | | |
| | | | | | | | | | | | | | | | | | | | | | |
| | | | | | | | | | | | | | | | | | | | | | |
| | | | | | | | | | | | | | | | | | | | | | |
| | | | | | | | | | | | | | | | | | | | | | |
| | | | | | | | | | | | | | | | | | | | | | |
| | | | | | | | | | | | | | | | | | | | | | |
| | | | | | | | | | | | | | | | | | | | | | |
| | | | | | | | | | | | | | | | | | | | | | |
| | | | | | | | | | | | | | | | | | | | | | |
| | | | | | | | | | | | | | | | | | | | | | |
| | | | | | | | | | | | | | | | | | | | | | |
| | | | | | | | | | | | | | | | | | | | | | |
| | | | | | | | | | | | | | | | | | | | | | |
| | | | | | | | | | | | | | | | | | | | | | |
| | | | | | | | | | | | | | | | | | </ | | | | |

Non-Div. I Games:

Eastern Mich.

| RPI | S | Opponent | Score | |
|-----|---|---------------|-------|----|
| 252 | N | Milwaukee | 4 | 15 |
| 269 | H | Bowling Green | 2 | 6 |
| 269 | H | Bowling Green | 3 | 0 |
| 269 | H | Bowling Green | 7 | 6 |
| 281 | A | Chicago St. | 10 | 6 |
| 281 | A | Chicago St. | 5 | 2 |

Eastern Mich.

E
a
s
t
e
r
n
M
i
c
h
.

E
a
s
t
e
r
n
M
i
c
h
.

| Average RPI Win: 211 | | WON-LOST RECORD | | WINNING PCT. RANK | | LAST 10 GAMES | | STRENGTH OF SCHEDULE | | OPP. STRENGTH OF SCHEDULE | | TEAM RPI | | ADJ RPI | | CONF. RPI | | ADJ CONF. RPI | | |
|----------------------|---|-----------------|--|-------------------|-----|----------------|---|----------------------|--|---------------------------|---|----------|---|-----------------------|--|-----------|----|---------------|----|--|
| DIV. I ONLY | | 22-24-0 | | .47826 | 170 | 6-4-0 | | 182 | | 247 | | 197 | | .47641 | | 196 | 23 | | 23 | |
| DIV. I NON-CONF. | | 12-19-0 | | .3871 | 223 | 1-2-0 | | 141 | | 248 | | 230 | | .46349 | | 230 | 24 | | 24 | |
| TOTALS | | RPI 1-25 | | RPI 26-50 | | W-L RECORDS | | RPI 51-100 | | RPI 101-150 | | RPI 150+ | | | | | | | | |
| 22-24-0 | | 1-1-0 | | 0-1-0 | | OVERALL | | 0-1-0 | | 3-9-0 | | 18-12-0 | | | | | | | | |
| 8-12-0 | | 1-0-0 | | 0-0-0 | | HOME | | 0-0-0 | | 3-7-0 | | 4-5-0 | | | | | | | | |
| 11-7-0 | | 0-0-0 | | 0-1-0 | | AWAY | | 0-1-0 | | 0-0-0 | | 11-5-0 | | | | | | | | |
| 3-5-0 | | 0-1-0 | | 0-0-0 | | NEUTRAL | | 0-0-0 | | 0-2-0 | | 3-2-0 | | | | | | | | |
| 12-19-0 | | 1-1-0 | | 0-1-0 | | NON-CONFERENCE | | 0-1-0 | | 2-7-0 | | 9-9-0 | | | | | | | | |
| 5-9-0 | | 1-0-0 | | 0-0-0 | | HOME | | 0-0-0 | | 2-5-0 | | 2-4-0 | | | | | | | | |
| 4-5-0 | | 0-0-0 | | 0-0- | | AWAY | | 0-1-0 | | 0-0-0 | | 4-3-0 | | | | | | | | |
| 3-5-0 | | 0-1-0 | | 0-0-0 | | NEUTRAL | | 0-0-0 | | 0-2-0 | | 3-2-0 | | | | | | | | |
| 10-5-0 | | 0-0-0 | | 0-0-0 | | CONFERENCE | | 0-0-0 | | 1-2-0 | | 9-3-0 | | | | | | | | |
| 3-3-0 | | 0-0-0 | | 0-0-0 | | HOME | | 0-0-0 | | 1-2-0 | | 2-1-0 | | | | | | | | |
| 7-2-0 | | 0-0-0 | | 0-0-0 | | AWAY | | 0-0-0 | | 0-0-0 | | 7-2-0 | | | | | | | | |
| 0-0-0 | | 0-0-0 | | 0-0-0 | | NEUTRAL | | 0-0-0 | | 0-0-0 | | 0-0-0 | | | | | | | | |
| RPI | S | Opponent | | Score | | RPI | S | Opponent | | Score | | RPI | S | Opponent | | Score | | | | |
| 11 | N | West Virginia | | 3 | 5 | 45 | A | North Carolina St. | | 3 | 7 | 64 | A | Coastal Caro. | | 8 | 9 | | | |
| 20 | H | Maryland | | 8 | 5 | | | | | | | | | 111 H William & Mary | | 2 | 4 | | | |
| | | | | | | | | | | | | | | 117 H Cornell | | 11 | 4 | | | |
| | | | | | | | | | | | | | | 117 H Cornell | | 3 | 9 | | | |
| | | | | | | | | | | | | | | 117 H Cornell | | 3 | 7 | | | |
| | | | | | | | | | | | | | | 142 N Ball St. | | 6 | 14 | | | |
| | | | | | | | | | | | | | | 142 N Ball St. | | 0 | 7 | | | |
| | | | | | | | | | | | | | | 144 H St. Bonaventure | | 1 | 0 | | | |
| | | | | | | | | | | | | | | 144 H St. Bonaventure | | 1 | 2 | | | |
| | | | | | | | | | | | | | | 144 H St. Bonaventure | | 4 | 7 | | | |
| | | | | | | | | | | | | | | 149 H Marist | | 1 | 4 | | | |
| | | | | | | | | | | | | | | 149 H Marist | | 1 | 3 | | | |
| | | | | | | | | | | | | | | 149 H Marist | | 10 | 9 | | | |
| | | | | | | | | | | | | | | 154 A UMBC | | 2 | 4 | | | |
| | | | | | | | | | | | | | | 156 N Canisius | | 2 | 4 | | | |
| | | | | | | | | | | | | | | 156 N Canisius | | 6 | 5 | | | |
| | | | | | | | | | | | | | | 156 N Canisius | | 1 | 7 | | | |
| | | | | | | | | | | | | | | 175 N Appalachian St. | | 3 | 1 | | | |
| | | | | | | | | | | | | | | 176 A UNCW | | 8 | 12 | | | |
| | | | | | | | | | | | | | | 178 H Radford | | 6 | 4 | | | |
| | | | | | | | | | | | | | | 178 H Radford | | 4 | 9 | | | |
| | | | | | | | | | | | | | | 191 A Navy | | 2 | 11 | | | |
| | | | | | | | | | | | | | | 208 H Georgetown | | 3 | 7 | | | |
| | | | | | | | | | | | | | | 208 H Georgetown | | 11 | 1 | | | |
| | | | | | | | | | | | | | | 208 H Georgetown | | 2 | 4 | | | |
| | | | | | | | | | | | | | | 210 N VMI | | 21 | 1 | | | |
| | | | | | | | | | | | | | | 218 A Saint Joseph's | | 2 | 5 | | | |
| | | | | | | | | | | | | | | 218 A Saint Joseph's | | 4 | 1 | | | |
| | | | | LAST 10 GAMES | | | | | | | | | | | | | | | | |
| | | | | | | 237 | A | Towson | | 10 | 6 | 144 | H | St. Bonaventure | | 1 | 0 | | | |
| | | | | | | 260 | A | Richmond | | 4 | 3 | 144 | H | St. Bonaventure | | 1 | 2 | | | |
| | | | | | | 260 | A | Richmond | | 12 | 3 | 144 | H | St. Bonaventure | | 4 | 7 | | | |
| | | | | | | 260 | A | Richmond | | 7 | 6 | 191 | A | Navy | | 2 | 11 | | | |
| | | | | | | 111 | H | William & Mary | | 2 | 4 | 272 | A | Dayton | | 10 | 5 | | | |

Non-Div. I Games:

George Mason

| RPI | S | Opponent | Score | |
|-----|---|----------------|-------|----|
| 218 | A | Saint Joseph's | 2 | 5 |
| 223 | A | James Madison | 7 | 6 |
| 226 | H | Fordham | 5 | 6 |
| 226 | H | Fordham | 8 | 4 |
| 226 | H | Fordham | 2 | 0 |
| 237 | A | Towson | 10 | 6 |
| 237 | H | Towson | 2 | 14 |
| 259 | A | Longwood | 6 | 5 |
| 260 | A | Richmond | 4 | 3 |
| 260 | A | Richmond | 12 | 3 |
| 260 | A | Richmond | 7 | 6 |
| 272 | A | Dayton | 7 | 1 |
| 272 | A | Dayton | 8 | 6 |
| 272 | A | Dayton | 10 | 5 |
| 298 | A | Mt. St. Mary's | 19 | 4 |

George Mason

G
e
o
r
g
e
M
a
s
o
n

G
e
o
r
g
e
M
a
s
o
n

| | | | | | | | | | | | | | | | | |
|-------------------|-----|----------|-----------|-----------|---------|----------------|-------------|------------|---------------|-----------------|-------|----------|---|-----------------|-----------|----|
| Average RPI Win: | 167 | WON-LOST | WINNING | | LAST 10 | | STRENGTH OF | | OPP. STRENGTH | | TEAM | ADJ | | CONF. | ADJ CONF. | |
| Average RPI Loss: | 155 | RECORD | PCT. RANK | | GAMES | | SCHEDULE | | OF SCHEDULE | | RPI | RPI | | RPI | RPI | |
| DIV. I ONLY | | 14-26-0 | .35 | 253 | 4-6-0 | | 154 | | 210 | | 198 | .47634 | | 197 | 21 | 21 |
| DIV. I NON-CONF. | | 8-17-0 | .32 | 247 | 1-1-0 | | 75 | | 240 | | 142 | .50472 | | 142 | 18 | 18 |
| TOTALS | | RPI 1-25 | | RPI 26-50 | | W-L RECORDS | | RPI 51-100 | | RPI 101-150 | | RPI 150+ | | | | |
| 14-26-0 | | 0-0-0 | | 0-4-0 | | OVERALL | | 3-3-0 | | 2-3-0 | | 9-16-0 | | | | |
| 5-4-0 | | 0-0-0 | | 0-0-0 | | HOME | | 0-0-0 | | 1-2-0 | | 4-2-0 | | | | |
| 9-22-0 | | 0-0-0 | | 0-4-0 | | AWAY | | 3-3-0 | | 1-1-0 | | 5-14-0 | | | | |
| 0-0-0 | | 0-0-0 | | 0-0-0 | | NEUTRAL | | 0-0-0 | | 0-0-0 | | 0-0-0 | | | | |
| 8-17-0 | | 0-0-0 | | 0-4-0 | | NON-CONFERENCE | | 2-1-0 | | 1-1-0 | | 5-11-0 | | | | |
| 0-0-0 | | 0-0-0 | | 0-0-0 | | HOME | | 0-0-0 | | 0-0-0 | | 0-0-0 | | | | |
| 8-17-0 | | 0-0-0 | | 0-0- | | AWAY | | 2-1-0 | | 1-1-0 | | 5-11-0 | | | | |
| 0-0-0 | | 0-0-0 | | 0-0-0 | | NEUTRAL | | 0-0-0 | | 0-0-0 | | 0-0-0 | | | | |
| 6-9-0 | | 0-0-0 | | 0-0-0 | | CONFERENCE | | 1-2-0 | | 1-2-0 | | 4-5-0 | | | | |
| 5-4-0 | | 0-0-0 | | 0-0-0 | | HOME | | 0-0-0 | | 1-2-0 | | 4-2-0 | | | | |
| 1-5-0 | | 0-0-0 | | 0-0-0 | | AWAY | | 1-2-0 | | 0-0-0 | | 0-3-0 | | | | |
| 0-0-0 | | 0-0-0 | | 0-0-0 | | NEUTRAL | | 0-0-0 | | 0-0-0 | | 0-0-0 | | | | |
| RPI | S | Opponent | Score | RPI | S | Opponent | Score | RPI | S | Opponent | Score | RPI | S | Opponent | Score | |
| | | | | 27 | A | Oklahoma | 10 16 | 68 | A | Kent St. | 9 2 | 142 | H | Ball St. | 5 6 | |
| | | | | 27 | A | Oklahoma | 1 5 | 68 | A | Kent St. | 1 9 | 142 | H | Ball St. | 4 6 | |
| | | | | 27 | A | Oklahoma | 0 11 | 68 | A | Kent St. | 0 14 | 142 | H | Ball St. | 6 5 | |
| | | | | 27 | A | Oklahoma | 0 1 | 77 | A | Sam Houston St. | 5 20 | 144 | A | St. Bonaventure | 0 1 | |
| | | | | | | | | 77 | A | Sam Houston St. | 5 3 | 144 | A | St. Bonaventure | 5 4 | |
| | | | | | | | | 77 | A | Sam Houston St. | 10 4 | 156 | A | Canisius | 5 13 | |
| | | | | | | | | | | | | 156 | A | Canisius | 5 6 | |
| | | | | | | | | | | | | 156 | A | Canisius | 14 6 | |
| | | | | | | | | | | | | 185 | A | Murray St. | 11 4 | |
| | | | | | | | | | | | | 185 | A | Murray St. | 4 12 | |
| | | | | | | | | | | | | 185 | A | Murray St. | 12 10 | |
| | | | | | | | | | | | | 186 | A | Toledo | 20 21 | |
| | | | | | | | | | | | | 186 | A | Toledo | 6 7 | |
| | | | | | | | | | | | | 186 | A | Toledo | 3 4 | |
| | | | | | | | | | | | | 195 | H | Eastern Mich. | 6 3 | |
| | | | | | | | | | | | | 195 | H | Eastern Mich. | 5 2 | |
| | | | | | | | | | | | | 195 | H | Eastern Mich. | 0 4 | |
| | | | | | | | | | | | | 205 | A | UT Martin | 3 4 | |
| | | | | | | | | | | | | 205 | A | UT Martin | 10 2 | |
| | | | | | | | | | | | | 205 | A | UT Martin | 0 14 | |
| | | | | | | | | | | | | 223 | A | James Madison | 13 8 | |
| | | | | | | | | | | | | 223 | A | James Madison | 4 9 | |
| | | | | | | | | | | | | 223 | A | James Madison | 6 14 | |
| | | | | | | | | | | | | 233 | A | UTRGV | 1 8 | |
| | | | | | | | | | | | | 233 | A | UTRGV | 4 6 | |
| | | | | | | | | | | | | 233 | A | UTRGV | 2 4 | |
| | | | | | | | | | | | | 233 | A | UTRGV | 4 5 | |
| | | | | | | | | | | | | | | | | |

Non-Div. I Games:

Buffalo

| RPI | S | Opponent | Score | |
|-----|---|---------------|-------|---|
| 241 | H | Northern Ill. | 6 | 3 |
| 241 | H | Northern Ill. | 1 | 2 |
| 241 | H | Northern Ill. | 3 | 1 |

Buffalo

B
u
f
f
a
l
l
o

B
u
f
f
a
l
l
o

[illegible]

Non-Div. I Games:

Charleston So.

| RPI | S | Opponent | Score | |
|-----|---|--------------|-------|---|
| 270 | H | Delaware St. | 3 | 2 |
| 274 | H | Hofstra | 8 | 7 |
| 274 | H | Hofstra | 9 | 3 |
| 274 | H | Hofstra | 4 | 1 |
| 287 | H | Savannah St. | 7 | 5 |

Charleston So.

C
h
a
r
l
e
s
t
o
n
S
o
.

C
h
a
r
l
e
s
t
o
n
S
o
.

| Average RPI Win: | | 181 | WON-LOST RECORD | | WINNING PCT. RANK | | LAST 10 GAMES | | STRENGTH OF SCHEDULE | | OPP. STRENGTH OF SCHEDULE | | TEAM RPI | | ADJ RPI | | CONF. RPI | | ADJ CONF. RPI | |
|------------------|---|----------|-----------------|-----------|-------------------|----------------|---------------|----------------------|----------------------|-------------|---------------------------|----------|----------|----------------------|------------|-------|-----------|--|---------------|--|
| DIV. I ONLY | | | 20-25-0 | | .44444 198 | | 5-5-0 | | 150 | | 106 | | 200 | | .47509 199 | | 20 | | 20 | |
| DIV. I NON-CONF. | | | 12-21-0 | | .36364 234 | | 2-2-0 | | 93 | | 64 | | 198 | | .47543 198 | | 21 | | 21 | |
| TOTALS | | RPI 1-25 | | RPI 26-50 | | W-L RECORDS | | RPI 51-100 | | RPI 101-150 | | RPI 150+ | | | | | | | | |
| 20-25-0 | | 0-1-0 | | 1-6-0 | | OVERALL | | 5-7-0 | | 1-2-0 | | 13-9-0 | | | | | | | | |
| 13-18-0 | | 0-1-0 | | 0-3-0 | | HOME | | 3-5-0 | | 1-2-0 | | 9-7-0 | | | | | | | | |
| 7-7-0 | | 0-0-0 | | 1-3-0 | | AWAY | | 2-2-0 | | 0-0-0 | | 4-2-0 | | | | | | | | |
| 0-0-0 | | 0-0-0 | | 0-0-0 | | NEUTRAL | | 0-0-0 | | 0-0-0 | | 0-0-0 | | | | | | | | |
| 12-21-0 | | 0-1-0 | | 1-6-0 | | NON-CONFERENCE | | 3-6-0 | | 0-0-0 | | 8-8-0 | | | | | | | | |
| 7-15-0 | | 0-1-0 | | 0-3-0 | | HOME | | 1-4-0 | | 0-0-0 | | 6-7-0 | | | | | | | | |
| 5-6-0 | | 0-0-0 | | 1-0- | | AWAY | | 2-2-0 | | 0-0-0 | | 2-1-0 | | | | | | | | |
| 0-0-0 | | 0-0-0 | | 0-0-0 | | NEUTRAL | | 0-0-0 | | 0-0-0 | | 0-0-0 | | | | | | | | |
| 8-4-0 | | 0-0-0 | | 0-0-0 | | CONFERENCE | | 2-1-0 | | 1-2-0 | | 5-1-0 | | | | | | | | |
| 6-3-0 | | 0-0-0 | | 0-0-0 | | HOME | | 2-1-0 | | 1-2-0 | | 3-0-0 | | | | | | | | |
| 2-1-0 | | 0-0-0 | | 0-0-0 | | AWAY | | 0-0-0 | | 0-0-0 | | 2-1-0 | | | | | | | | |
| 0-0-0 | | 0-0-0 | | 0-0-0 | | NEUTRAL | | 0-0-0 | | 0-0-0 | | 0-0-0 | | | | | | | | |
| RPI | S | Opponent | | Score | | RPI | S | Opponent | | Score | | RPI | S | Opponent | | Score | | | | |
| 6 | H | Florida | | 8 9 | | 28 | A | Florida St. | | 3 7 | | 66 | H | FGCU | | 2 4 | | | | |
| | | | | | | 28 | H | Florida St. | | 5 11 | | 66 | H | FGCU | | 1 0 | | | | |
| | | | | | | 29 | A | South Fla. | | 4 9 | | 66 | H | FGCU | | 2 1 | | | | |
| | | | | | | 29 | A | South Fla. | | 6 0 | | 70 | H | Seton Hall | | 1 5 | | | | |
| | | | | | | 29 | H | South Fla. | | 6 8 | | 70 | H | Seton Hall | | 5 6 | | | | |
| | | | | | | 34 | A | UCF | | 3 5 | | 80 | H | FIU | | 0 9 | | | | |
| | | | | | | 46 | H | UConn | | 3 9 | | 80 | H | FIU | | 6 10 | | | | |
| | | | | | | | | | | | | 81 | A | Bethune-Cookman | | 8 9 | | | | |
| | | | | | | | | | | | | 81 | H | Bethune-Cookman | | 9 2 | | | | |
| | | | | | | | | | | | | 82 | A | Tulane | | 12 10 | | | | |
| | | | | | | | | | | | | 82 | A | Tulane | | 5 1 | | | | |
| | | | | | | | | | | | | 82 | A | Tulane | | 6 7 | | | | |
| | | | | | | | | | | | | | | 204 H Western Mich. | | 3 5 | | | | |
| | | | | | | | | | | | | | | 218 H Saint Joseph's | | 6 2 | | | | |
| | | | | | | | | | | | | | | 235 A The Citadel | | 9 2 | | | | |
| | | | | | | | | | | | | | | 235 A The Citadel | | 1 5 | | | | |
| | | | | | | | | | | | | | | 235 A The Citadel | | 9 6 | | | | |
| | | | | | | | | | | | | | | 256 H Siena | | 10 6 | | | | |
| | | | | | | | | | | | | | | 256 H Siena | | 9 0 | | | | |
| | | | | | | | | | | | | | | 267 A USC Upstate | | 6 4 | | | | |
| | | | | | | | | | | | | | | 267 A USC Upstate | | 2 5 | | | | |
| | | | | | | | | | | | | | | 267 A USC Upstate | | 11 0 | | | | |
| | | | | | | | | LAST 10 GAMES | | | | | | 289 H NJIT | | 3 2 | | | | |
| | | | | | | | | 81 H Bethune-Cookman | | 9 2 | | | | 289 H NJIT | | 4 2 | | | | |
| | | | | | | | | 29 A South Fla. | | 6 0 | | | | 289 H NJIT | | 13 2 | | | | |
| | | | | | | | | 28 H Florida St. | | 5 11 | | | | | | | | | | |
| | | | | | | | | 267 A USC Upstate | | 6 4 | | | | | | | | | | |
| | | | | | | | | 267 A USC Upstate | | 11 0 | | | | | | | | | | |
| | | | | | | | | 267 A USC Upstate | | 2 5 | | | | | | | | | | |
| | | | | | | | | 28 A Florida St. | | 3 7 | | | | | | | | | | |
| | | | | | | | | 146 H Kennesaw St. | | 10 4 | | | | | | | | | | |
| | | | | | | | | 146 H Kennesaw St. | | 3 7 | | | | | | | | | | |
| | | | | | | | | 146 H Kennesaw St. | | 2 4 | | | | | | | | | | |

Non-Div. I Games:

Stetson

| Average RPI Win: 186 | | WON-LOST | WINNING | LAST 10 | STRENGTH OF | OPP. STRENGTH | TEAM | ADJ | CONF. | ADJ CONF. | | | | | |
|----------------------|---|-----------------|-----------|---------------|----------------|------------------|------------|-----|-------------|-----------------|----------|-----|---|------------------|-------|
| Average RPI Loss: 63 | | RECORD | PCT. RANK | GAMES | SCHEDULE | OF SCHEDULE | RPI | RPI | RPI | RPI | | | | | |
| DIV. I ONLY | | 15-29-0 | .34091 | 255 | 1-9-0 | 46 | 81 | 201 | .47491 | 200 | 2 | 2 | | | |
| DIV. I NON-CONF. | | 13-9-0 | .59091 | 90 | 1-1-0 | 210 | 274 | 214 | .46958 | 212 | 2 | 2 | | | |
| <hr/> | | | | | | | | | | | | | | | |
| TOTALS | | RPI 1-25 | RPI 26-50 | | W-L RECORDS | | RPI 51-100 | | RPI 101-150 | | RPI 150+ | | | | |
| 15-29-0 | | 2-9-0 | 1-8-0 | | OVERALL | | 0-3-0 | | 0-7-0 | | 12-2-0 | | | | |
| 13-19-0 | | 2-5-0 | 0-3-0 | | HOME | | 0-3-0 | | 0-6-0 | | 11-2-0 | | | | |
| 2-9-0 | | 0-3-0 | 1-5-0 | | AWAY | | 0-0-0 | | 0-1-0 | | 1-0-0 | | | | |
| 0-1-0 | | 0-1-0 | 0-0-0 | | NEUTRAL | | 0-0-0 | | 0-0-0 | | 0-0-0 | | | | |
| 13-9-0 | | 1-0-0 | 0-0-0 | | NON-CONFERENCE | | 0-0-0 | | 0-7-0 | | 12-2-0 | | | | |
| 12-8-0 | | 1-0-0 | 0-0-0 | | HOME | | 0-0-0 | | 0-6-0 | | 11-2-0 | | | | |
| 1-1-0 | | 0-0-0 | 0-0- | | AWAY | | 0-0-0 | | 0-1-0 | | 1-0-0 | | | | |
| 0-0-0 | | 0-0-0 | 0-0-0 | | NEUTRAL | | 0-0-0 | | 0-0-0 | | 0-0-0 | | | | |
| 2-20-0 | | 1-9-0 | 1-8-0 | | CONFERENCE | | 0-3-0 | | 0-0-0 | | 0-0-0 | | | | |
| 1-11-0 | | 1-5-0 | 0-3-0 | | HOME | | 0-3-0 | | 0-0-0 | | 0-0-0 | | | | |
| 1-8-0 | | 0-3-0 | 1-5-0 | | AWAY | | 0-0-0 | | 0-0-0 | | 0-0-0 | | | | |
| 0-1-0 | | 0-1-0 | 0-0-0 | | NEUTRAL | | 0-0-0 | | 0-0-0 | | 0-0-0 | | | | |
| RPI | S | Opponent | Score | RPI | S | Opponent | Score | RPI | S | Opponent | Score | RPI | S | Opponent | Score |
| 15 | H | LSU | 2 8 | 31 | A | South Carolina | 2 4 | 71 | H | Missouri | 0 3 | 101 | A | Troy | 11 12 |
| 15 | H | LSU | 4 7 | 31 | A | South Carolina | 4 2 | 71 | H | Missouri | 5 9 | 103 | H | Oral Roberts | 4 5 |
| 15 | H | LSU | 3 4 | 31 | A | South Carolina | 5 6 | 71 | H | Missouri | 4 7 | 103 | H | Oral Roberts | 2 5 |
| 16 | H | Arkansas | 1 7 | 33 | H | Texas A&M | 2 8 | | | | | 103 | H | Oral Roberts | 3 6 |
| 16 | H | Arkansas | 7 1 | 33 | H | Texas A&M | 5 9 | | | | | 106 | H | Samford | 3 10 |
| 16 | H | Arkansas | 5 8 | 33 | H | Texas A&M | 2 3 | | | | | 116 | H | Jacksonville St. | 8 11 |
| 17 | A | Mississippi St. | 12 13 | 35 | A | Ole Miss | 2 8 | | | | | 116 | H | Jacksonville St. | 1 2 |
| 17 | A | Mississippi St. | 3 4 | 35 | A | Ole Miss | 2 7 | | | | | 161 | H | Presbyterian | 4 3 |
| 17 | A | Mississippi St. | 5 6 | 35 | A | Ole Miss | 4 5 | | | | | 161 | H | Presbyterian | 8 1 |
| 18 | N | Auburn | 3 4 | | | | | | | | | 161 | H | Presbyterian | 3 4 |
| 21 | H | Southern Miss. | 12 5 | | | | | | | | | 188 | H | Eastern Ill. | 5 0 |
| | | | | | | | | | | | | 189 | A | UAB | 4 1 |
| | | | | | | | | | | | | 189 | H | UAB | 6 4 |
| | | | | | | | | | | | | 234 | H | La.-Monroe | 6 2 |
| | | | | | | | | | | | | 234 | H | La.-Monroe | 4 3 |
| | | | | | | | | | | | | 234 | H | La.-Monroe | 10 3 |
| | | | | | | | | | | | | 284 | H | Ark.-Pine Bluff | 12 2 |
| | | | | | | | | | | | | 284 | H | Ark.-Pine Bluff | 3 8 |
| | | | | | | | | | | | | 284 | H | Ark.-Pine Bluff | 14 1 |
| | | | | | | | | | | | | 284 | H | Ark.-Pine Bluff | 6 5 |
| | | | | | | | | | | | | 286 | H | Alcorn | 18 1 |
| | | | | LAST 10 GAMES | | | | | | | | | | | |
| | | | | 15 | H | LSU | 3 4 | 17 | A | Mississippi St. | 3 4 | | | | |
| | | | | 15 | H | LSU | 4 7 | 17 | A | Mississippi St. | 5 6 | | | | |
| | | | | 15 | H | LSU | 2 8 | 286 | H | Alcorn | 18 1 | | | | |
| | | | | 116 | H | Jacksonville St. | 8 11 | 33 | H | Texas A&M | 2 3 | | | | |
| | | | | 17 | A | Mississippi St. | 12 13 | 33 | H | Texas A&M | 2 8 | | | | |

Non-Div. I Games:

Alabama

| Average RPI Win: | 246 | WON-LOST RECORD | WINNING PCT. RANK | LAST 10 GAMES | STRENGTH OF SCHEDULE | OPP. STRENGTH OF SCHEDULE | TEAM RPI | ADJ RPI | CONF. RPI | ADJ CONF. RPI | | |
|------------------|----------|-----------------|-------------------|----------------|----------------------|---------------------------|----------|-------------|-----------|---------------|-------|----|
| DIV. I ONLY | | 24-22-0 | .52174 | 129 | 7-3-0 | 217 | 283 | 202 | .47256 | 201 | 31 | 31 |
| DIV. I NON-CONF. | | 6-16-0 | .27273 | 259 | 2-2-0 | 22 | 130 | 184 | .48358 | 184 | 31 | 31 |
| <hr/> | | | | | | | | | | | | |
| TOTALS | RPI 1-25 | RPI 26-50 | | W-L RECORDS | | RPI 51-100 | | RPI 101-150 | | RPI 150+ | | |
| 24-22-0 | 0-2-0 | 0-5-0 | | OVERALL | | 1-0-0 | | 3-7-0 | | 20-8-0 | | |
| 9-8-0 | 0-0-0 | 0-1-0 | | HOME | | 0-0-0 | | 1-2-0 | | 8-5-0 | | |
| 9-6-0 | 0-0-0 | 0-4-0 | | AWAY | | 1-0-0 | | 1-1-0 | | 7-1-0 | | |
| 6-8-0 | 0-2-0 | 0-0-0 | | NEUTRAL | | 0-0-0 | | 1-4-0 | | 5-2-0 | | |
| 6-16-0 | 0-2-0 | 0-5-0 | | NON-CONFERENCE | | 1-0-0 | | 3-7-0 | | 2-2-0 | | |
| 2-3-0 | 0-0-0 | 0-1-0 | | HOME | | 0-0-0 | | 1-2-0 | | 1-0-0 | | |
| 2-5-0 | 0-0-0 | 0-0- | | AWAY | | 1-0-0 | | 1-1-0 | | 0-0-0 | | |
| 2-8-0 | 0-2-0 | 0-0-0 | | NEUTRAL | | 0-0-0 | | 1-4-0 | | 1-2-0 | | |
| 18-6-0 | 0-0-0 | 0-0-0 | | CONFERENCE | | 0-0-0 | | 0-0-0 | | 18-6-0 | | |
| 7-5-0 | 0-0-0 | 0-0-0 | | HOME | | 0-0-0 | | 0-0-0 | | 7-5-0 | | |
| 7-1-0 | 0-0-0 | 0-0-0 | | AWAY | | 0-0-0 | | 0-0-0 | | 7-1-0 | | |
| 4-0-0 | 0-0-0 | 0-0-0 | | NEUTRAL | | 0-0-0 | | 0-0-0 | | 4-0-0 | | |
| RPI | S | Opponent | Score | RPI | S | Opponent | Score | RPI | S | Opponent | Score | |
| 7 | N | Louisville | 0 7 | 32 | A | Houston | 2 10 | 94 | A | Florida A&M | 6 5 | |
| 20 | N | Maryland | 7 9 | 32 | A | Houston | 1 4 | | | | | |
| | | | | 32 | A | Houston | 11 19 | | | | | |
| | | | | 43 | A | South Ala. | 4 6 | | | | | |
| | | | | 43 | H | South Ala. | 4 13 | | | | | |
| | | | | | | | | | | | | |
| | | | | | | | | | | | | |
| | | | | | | | | | | | | |
| | | | | | | | | | | | | |
| | | | | | | | | | | | | |
| | | | | | | | | | | | | |
| | | | | | | | | | | | | |
| | | | | | | | | | | | | |
| | | | | | | | | | | | | |
| | | | | | | | | | | | | |
| | | | | | | | | | | | | |
| | | | | | | | | | | | | |
| | | | | | | | | | | | | |
| | | | | | | | | | | | | |
| | | | | | | | | | | | | |
| | | | | | | | | | | | | |
| | | | | | | | | | | | | |
| | | | | | | | | | | | | |
| | | | | | | | | | | | | |
| | | | | | | | | | | | | |
| | | | | | | | | | | | | |
| | | | | | | | | | | | | |
| | | | | | | | | | | | | |
| | | | | | | | | | | | | |
| | | | | | | | | | | | | |
| | | | | | | | | | | | | |
| | | | | | | | | | | | | |
| | | | | | | | | | | | | |
| | | | | | | | | | | | | |
| | | | | | | | | | | | | |
| | | | | | | | | | | | | |
| | | | | | | | | | | | | |
| | | | | | | | | | | | | |
| | | | | | | | | | | | | |
| | | | | | | | | | | | | |
| | | | | | | | | | | | | |
| | | | | | | | | | | | | |
| | | | | | | | | | | | | |
| | | | | | | | | | | | | |
| | | | | | | | | | | | | |
| | | | | | | | | | | | | |
| | | | | | | | | | | | | |
| | | | | | | | | | | | | |
| | | | | | | | | | | | | |
| | | | | | | | | | | | | |
| | | | | | | | | | | | | |
| | | | | | | | | | | | | |
| | | | | | | | | | | | | |
| | | | | | | | | | | | | |
| | | | | | | | | | | | | |
| | | | | | | | | | | | | |
| | | | | | | | | | | | | |
| | | | | | | | | | | | | |
| | | | | | | | | | | | | |
| | | | | | | | | | | | | |
| | | | | | | | | | | | | |
| | | | | | | | | | | | | |
| | | | | | | | | | | | | |
| | | | | | | | | | | | | |
| | | | | | | | | | | | | |
| | | | | | | | | | | | | |
| | | | | | | | | | | | | |
| | | | | | | | | | | | | |
| | | | | | | | | | | | | |
| | | | | | | | | | | | | |
| | | | | | | | | | | | | |
| | | | | | | | | | | | | |
| | | | | | | | | | | | | |
| | | | | | | | | | | | | |
| | | | | | | | | | | | | |
| | | | | | | | | | | | | |
| | | | | | | | | | | | | |
| | | | | | | | | | | | | |
| | | | | | | | | | | | | |

Non-Div. I Games:

Alabama St.

| RPI | S | Opponent | Score | |
|-----|---|------------------|-------|---|
| 293 | A | Mississippi Val. | 14 | 2 |
| 293 | A | Mississippi Val. | 7 | 5 |
| 293 | H | Mississippi Val. | 10 | 5 |
| 293 | H | Mississippi Val. | 12 | 3 |
| 293 | H | Mississippi Val. | 2 | 7 |
| 295 | A | Alabama A&M | 5 | 3 |
| 295 | A | Alabama A&M | 11 | 2 |
| 295 | H | Alabama A&M | 2 | 5 |
| 295 | H | Alabama A&M | 5 | 4 |
| 295 | H | Alabama A&M | 14 | 2 |
| 295 | N | Alabama A&M | 9 | 2 |

Alabama St.

A
l
a
b
a
m
a
s
t
.

A
l
a
b
a
m
a
s
t
.

Non-Div. I Games:

Penn

| RPI | S | Opponent | Score | |
|-----|---|-----------|-------|---|
| 214 | A | Brown | 6 | 8 |
| 250 | A | Villanova | 11 | 2 |
| 250 | H | Villanova | 1 | 3 |
| 278 | N | La Salle | 1 | 2 |
| 283 | H | Lehigh | 6 | 4 |
| 291 | A | Lafayette | 9 | 8 |
| 291 | H | Lafayette | 4 | 1 |
| 291 | H | Lafayette | 13 | 3 |
| 291 | H | Lafayette | 3 | 2 |
| 291 | H | Lafayette | 2 | 1 |

| Average RPI Win: 206 | | WON-LOST | WINNING | LAST 10 | STRENGTH OF | | OPP. STRENGTH | TEAM | ADJ | | CONF. | ADJ CONF. | | |
|-----------------------|---|----------|-----------|---------|----------------|---|---------------|-------|-------------|--------|----------|---------------|-------|----|
| Average RPI Loss: 139 | | RECORD | PCT. RANK | GAMES | SCHEDULE | | OF SCHEDULE | RPI | RPI | | RPI | RPI | | |
| DIV. I ONLY | | 16-21-0 | .43243 | 205 | 7-3-0 | | 190 | 225 | 204 | .47251 | 203 | 26 | | |
| DIV. I NON-CONF. | | 8-14-0 | .36364 | 234 | 4-0-0 | | 211 | 147 | 219 | .46722 | 217 | 25 | | |
| TOTALS | | RPI 1-25 | RPI 26-50 | | W-L RECORDS | | RPI 51-100 | | RPI 101-150 | | RPI 150+ | | | |
| 16-21-0 | | 0-1-0 | 0-1-0 | | OVERALL | | 0-5-0 | | 4-6-0 | | 12-8-0 | | | |
| 10-3-0 | | 0-0-0 | 0-0-0 | | HOME | | 0-0-0 | | 1-2-0 | | 9-1-0 | | | |
| 6-15-0 | | 0-1-0 | 0-0-0 | | AWAY | | 0-4-0 | | 3-3-0 | | 3-7-0 | | | |
| 0-3-0 | | 0-0-0 | 0-1-0 | | NEUTRAL | | 0-1-0 | | 0-1-0 | | 0-0-0 | | | |
| 8-14-0 | | 0-1-0 | 0-1-0 | | NON-CONFERENCE | | 0-5-0 | | 3-4-0 | | 5-3-0 | | | |
| 4-0-0 | | 0-0-0 | 0-0-0 | | HOME | | 0-0-0 | | 0-0-0 | | 4-0-0 | | | |
| 4-11-0 | | 0-1-0 | 0-0- | | AWAY | | 0-4-0 | | 3-3-0 | | 1-3-0 | | | |
| 0-3-0 | | 0-0-0 | 0-1-0 | | NEUTRAL | | 0-1-0 | | 0-1-0 | | 0-0-0 | | | |
| 8-7-0 | | 0-0-0 | 0-0-0 | | CONFERENCE | | 0-0-0 | | 1-2-0 | | 7-5-0 | | | |
| 6-3-0 | | 0-0-0 | 0-0-0 | | HOME | | 0-0-0 | | 1-2-0 | | 5-1-0 | | | |
| 2-4-0 | | 0-0-0 | 0-0-0 | | AWAY | | 0-0-0 | | 0-0-0 | | 2-4-0 | | | |
| 0-0-0 | | 0-0-0 | 0-0-0 | | NEUTRAL | | 0-0-0 | | 0-0-0 | | 0-0-0 | | | |
| RPI | S | Opponent | Score | | RPI | S | Opponent | Score | | RPI | S | Opponent | Score | |
| 10 | A | Virginia | 0 | 10 | 48 | N | Rhode Island | 4 | 5 | 62 | A | Fla. Atlantic | 5 | 16 |
| | | | | | | | | | | 62 | A | Fla. Atlantic | 1 | 6 |
| | | | | | | | | | | 62 | A | Fla. Atlantic | 10 | 12 |
| | | | | | | | | | | 87 | A | Rutgers | 4 | 6 |
| | | | | | | | | | | 92 | N | Notre Dame | 0 | 4 |
| | | | | | | | | | | | | | | |
| | | | | | | | | | | | | | | |
| | | | | | | | | | | | | | | |
| | | | | | | | | | | | | | | |
| | | | | | | | | | | | | | | |
| | | | | | | | | | | | | | | |
| | | | | | | | | | | | | | | |
| | | | | | | | | | | | | | | |
| | | | | | | | | | | | | | | |
| | | | | | | | | | | | | | | |
| | | | | | | | | | | | | | | |
| | | | | | | | | | | | | | | |
| | | | | | | | | | | | | | | |
| | | | | | | | | | | | | | | |
| | | | | | | | | | | | | | | |
| | | | | | | | | | | | | | | |
| | | | | | | | | | | | | | | |
| | | | | | | | | | | | | | | |
| | | | | | | | | | | | | | | |
| | | | | | | | | | | | | | | |
| | | | | | | | | | | | | | | |
| | | | | | | | | | | | | | | |
| | | | | | | | | | | | | | | |
| | | | | | | | | | | | | | | |
| | | | | | | | | | | | | | | |
| | | | | | | | | | | | | | | |
| | | | | | | | | | | | | | | |
| | | | | | | | | | | | | | | |
| | | | | | | | | | | | | | | |
| | | | | | | | | | | | | | | |
| | | | | | | | | | | | | | | |
| | | | | | | | | | | | | | | |
| | | | | | | | | | | | | | | |
| | | | | | | | | | | | | | | |
| | | | | | | | | | | | | | | |
| | | | | | | | | | | | | | | |
| | | | | | | | | | | | | | | |
| | | | | | | | | | | | | | | |
| | | | | | | | | | | | | | | |
| | | | | | | | | | | | | | | |
| | | | | | | | | | | | | | | |
| | | | | | | | | | | | | | | |
| | | | | | | | | | | | | | | |
| | | | | | | | | | | | | | | |
| | | | | | | | | | | | | | | |
| | | | | | | | | | | | | | | |
| | | | | | | | | | | | | | | |
| | | | | | | | | | | | | | | |
| | | | | | | | | | | | | | | |
| | | | | | | | | | | | | | | |
| | | | | | | | | | | | | | | |
| | | | | | | | | | | | | | | |
| | | | | | | | | | | | | | | |
| | | | | | | | | | | | | | | |
| | | | | | | | | | | | | | | |
| | | | | | | | | | | | | | | |
| | | | | | | | | | | | | | | |

Non-Div. I Games:

Monmouth

| RPI | S | Opponent | Score | |
|-----|---|-----------|-------|---|
| 291 | H | Lafayette | 5 | 4 |
| 296 | H | NYIT | 10 | 4 |
| 296 | H | NYIT | 7 | 1 |

Monmouth

M
o
n
m
o
u
t
h

M
o
n
m
o
u
t
h

| Average RPI Win: 191 | | WON-LOST | WINNING | LAST 10 | STRENGTH OF | | OPP. STRENGTH | TEAM | ADJ | CONF. | ADJ CONF. |
|-----------------------|----------|----------|-----------|----------------|---------------|-------|---------------|-------|----------------|---------|-----------|
| Average RPI Loss: 165 | | RECORD | PCT. RANK | GAMES | SCHEDULE | | OF SCHEDULE | RPI | RPI | RPI | RPI |
| DIV. I ONLY | | 17-20-0 | .45946 | 188 | 5-5-0 | | 262 | 163 | 206 | .47218 | 204 |
| DIV. I NON-CONF. | | 9-10-0 | .47368 | 173 | 0-1-0 | | 251 | 156 | 158 | .49651 | 158 |
| TOTALS | | RPI 1-25 | RPI 26-50 | | W-L RECORDS | | RPI 51-100 | | RPI 101-150 | | RPI 150+ |
| 17-20-0 | 0-0-0 | 1-1-0 | | OVERALL | | 1-1-0 | | 1-7-0 | | 14-11-0 | |
| 4-5-0 | 0-0-0 | 0-0-0 | | HOME | | 0-0-0 | | 0-3-0 | | 4-2-0 | |
| 9-14-0 | 0-0-0 | 0-1-0 | | AWAY | | 1-1-0 | | 1-4-0 | | 7-8-0 | |
| 4-1-0 | 0-0-0 | 1-0-0 | | NEUTRAL | | 0-0-0 | | 0-0-0 | | 3-1-0 | |
| 9-10-0 | 0-0-0 | 1-1-0 | | NON-CONFERENCE | | 1-1-0 | | 0-2-0 | | 7-6-0 | |
| 0-0-0 | 0-0-0 | 0-0-0 | | HOME | | 0-0-0 | | 0-0-0 | | 0-0-0 | |
| 5-9-0 | 0-0-0 | 0-0- | | AWAY | | 1-1-0 | | 0-2-0 | | 4-5-0 | |
| 4-1-0 | 0-0-0 | 1-0-0 | | NEUTRAL | | 0-0-0 | | 0-0-0 | | 3-1-0 | |
| 8-10-0 | 0-0-0 | 0-0-0 | | CONFERENCE | | 0-0-0 | | 1-5-0 | | 7-5-0 | |
| 4-5-0 | 0-0-0 | 0-0-0 | | HOME | | 0-0-0 | | 0-3-0 | | 4-2-0 | |
| 4-5-0 | 0-0-0 | 0-0-0 | | AWAY | | 0-0-0 | | 1-2-0 | | 3-3-0 | |
| 0-0-0 | 0-0-0 | 0-0-0 | | NEUTRAL | | 0-0-0 | | 0-0-0 | | 0-0-0 | |
| RPI S | Opponent | Score | | RPI S | Opponent | Score | | RPI S | Opponent | Score | |
| 30 A | Michigan | 4 | 6 | 55 A | Georgia Tech | 3 | 8 | 121 A | Central Mich. | 4 | 10 |
| 46 N | UConn | 4 | 3 | 83 A | Michigan St. | 3 | 2 | 121 A | Central Mich. | 11 | 2 |
| | | | | | | | | 121 A | Central Mich. | 5 | 7 |
| | | | | | | | | 131 A | Illinois | 3 | 13 |
| | | | | | | | | 142 H | Ball St. | 9 | 12 |
| | | | | | | | | 142 H | Ball St. | 5 | 16 |
| | | | | | | | | 142 H | Ball St. | 3 | 18 |
| | | | | | | | | 146 A | Kennesaw St. | 4 | 17 |
| | | | | | | | | 171 A | ETSU | 7 | 12 |
| | | | | | | | | 171 A | ETSU | 11 | 1 |
| | | | | | | | | 171 A | ETSU | 8 | 12 |
| | | | | | | | | 177 N | Northeastern | 14 | 7 |
| | | | | | | | | 186 A | Toledo | 8 | 9 |
| | | | | | | | | 186 A | Toledo | 0 | 1 |
| | | | | | | | | 186 A | Toledo | 4 | 1 |
| | | | | | | | | 195 H | Eastern Mich. | 6 | 1 |
| | | | | | | | | 195 H | Eastern Mich. | 2 | 6 |
| | | | | | | | | 195 H | Eastern Mich. | 4 | 3 |
| | | | | | | | | 199 A | Stetson | 5 | 3 |
| | | | | | | | | 206 A | Miami (OH) | 4 | 0 |
| | | | | | | | | 206 A | Miami (OH) | 8 | 4 |
| | | | | | | | | 206 A | Miami (OH) | 3 | 4 |
| | | | | | | | | 208 N | Georgetown | 8 | 12 |
| | | | | | | | | 218 N | Saint Joseph's | 9 | 2 |
| | | | | | | | | 224 A | Georgia St. | 4 | 6 |
| | | | | | | | | 228 H | Ohio | 9 | 0 |
| | | | | | | | | 228 H | Ohio | 3 | 2 |
| LAST 10 GAMES | | | | 228 H | Ohio | 9 | 0 | 195 H | Eastern Mich. | 2 | 6 |
| | | | | 228 H | Ohio | 13 | 17 | 131 A | Illinois | 3 | 13 |
| | | | | 228 H | Ohio | 3 | 2 | 121 A | Central Mich. | 11 | 2 |
| | | | | 195 H | Eastern Mich. | 6 | 1 | 121 A | Central Mich. | 4 | 10 |
| | | | | 195 H | Eastern Mich. | 4 | 3 | 121 A | Central Mich. | 5 | 7 |

Non-Div. I Games: Grace (IN) 9 1

Western Mich.

| RPI | S | Opponent | Score | |
|-----|---|--------------|-------|----|
| 228 | H | Ohio | 13 | 17 |
| 238 | A | Northwestern | 4 | 11 |
| 250 | N | Villanova | 11 | 6 |
| 266 | A | Evansville | 4 | 3 |
| 266 | A | Evansville | 5 | 6 |
| 266 | A | Evansville | 11 | 2 |

Western Mich.

W
e
s
t
e
r
n
M
i
c
h
.

W
e
s
t
e
r
n
M
i
c
h
.

| Average RPI Win: | | 215 | WON-LOST RECORD | | WINNING PCT. RANK | | LAST 10 GAMES | | STRENGTH OF SCHEDULE | | OPP. STRENGTH OF SCHEDULE | | TEAM RPI | | ADJ RPI | | CONF. RPI | | ADJ CONF. RPI | | | | |
|-------------------|---|------------|-----------------|-----------|-------------------|----------------|---------------|------------|----------------------|-------------|---------------------------|----------|----------|-----------------|------------|-------|-----------|-----------|---------------|-------------------|--|----|----|
| DIV. I ONLY | | | 17-22-0 | | .4359 202 | | 5-2-0 | | 153 | | 241 | | 205 | | .47142 205 | | 17 | | 17 | | | | |
| DIV. I NON-CONF. | | | 9-9-0 | | .5 145 | | 1-0-0 | | 219 | | 264 | | 199 | | .47419 200 | | 20 | | 20 | | | | |
| TOTALS | | RPI 1-25 | | RPI 26-50 | | W-L RECORDS | | RPI 51-100 | | RPI 101-150 | | RPI 150+ | | | | | | | | | | | |
| 17-22-0 | | 0-2-0 | | 0-0-0 | | OVERALL | | 0-7-0 | | 4-6-0 | | 13-7-0 | | | | | | | | | | | |
| 12-8-0 | | 0-0-0 | | 0-0-0 | | HOME | | 0-3-0 | | 4-2-0 | | 8-3-0 | | | | | | | | | | | |
| 5-12-0 | | 0-2-0 | | 0-0-0 | | AWAY | | 0-3-0 | | 0-4-0 | | 5-3-0 | | | | | | | | | | | |
| 0-2-0 | | 0-0-0 | | 0-0-0 | | NEUTRAL | | 0-1-0 | | 0-0-0 | | 0-1-0 | | | | | | | | | | | |
| 9-9-0 | | 0-2-0 | | 0-0-0 | | NON-CONFERENCE | | 0-4-0 | | 0-1-0 | | 9-2-0 | | | | | | | | | | | |
| 7-1-0 | | 0-0-0 | | 0-0-0 | | HOME | | 0-0-0 | | 0-0-0 | | 7-1-0 | | | | | | | | | | | |
| 2-6-0 | | 0-2-0 | | 0-0- | | AWAY | | 0-3-0 | | 0-1-0 | | 2-0-0 | | | | | | | | | | | |
| 0-2-0 | | 0-0-0 | | 0-0-0 | | NEUTRAL | | 0-1-0 | | 0-0-0 | | 0-1-0 | | | | | | | | | | | |
| 8-13-0 | | 0-0-0 | | 0-0-0 | | CONFERENCE | | 0-3-0 | | 4-5-0 | | 4-5-0 | | | | | | | | | | | |
| 5-7-0 | | 0-0-0 | | 0-0-0 | | HOME | | 0-3-0 | | 4-2-0 | | 1-2-0 | | | | | | | | | | | |
| 3-6-0 | | 0-0-0 | | 0-0-0 | | AWAY | | 0-0-0 | | 0-3-0 | | 3-3-0 | | | | | | | | | | | |
| 0-0-0 | | 0-0-0 | | 0-0-0 | | NEUTRAL | | 0-0-0 | | 0-0-0 | | 0-0-0 | | | | | | | | | | | |
| RPI | S | Opponent | | Score | | RPI | S | Opponent | | Score | | RPI | S | Opponent | | Score | | | | | | | |
| 3 | A | Kentucky | | 0 | 8 | | | | | | | 83 | N | Michigan St. | | 1 | 6 | 123 | H | Morehead St. | | 18 | 6 |
| 25 | A | Vanderbilt | | 0 | 11 | | | | | | | 88 | H | Tennessee Tech | | 3 | 4 | 123 | H | Morehead St. | | 9 | 5 |
| | | | | | | | | | | | | 88 | H | Tennessee Tech | | 6 | 14 | 123 | H | Morehead St. | | 1 | 0 |
| | | | | | | | | | | | | 88 | H | Tennessee Tech | | 6 | 9 | 134 | A | Southeast Mo. St. | | 4 | 13 |
| | | | | | | | | | | | | 93 | A | Wright St. | | 0 | 14 | 134 | A | Southeast Mo. St. | | 4 | 5 |
| | | | | | | | | | | | | 93 | A | Wright St. | | 3 | 4 | 134 | A | Southeast Mo. St. | | 1 | 14 |
| | | | | | | | | | | | | 93 | A | Wright St. | | 5 | 12 | 140 | A | Furman | | 3 | 11 |
| | | | | | | | | | | | | | | | | | | 145 | H | Austin Peay | | 4 | 19 |
| | | | | | | | | | | | | | | | | | | 145 | H | Austin Peay | | 10 | 8 |
| | | | | | | | | | | | | | | | | | | 145 | H | Austin Peay | | 5 | 8 |
| | | | | | | | | | | | | | | | | | | 161 | N | Presbyterian | | 2 | 3 |
| | | | | | | | | | | | | | | | | | | 166 | H | Belmont | | 7 | 4 |
| | | | | | | | | | | | | | | | | | | 166 | H | Belmont | | 6 | 8 |
| | | | | | | | | | | | | | | | | | | 166 | H | Belmont | | 5 | 8 |
| | | | | | | | | | | | | | | | | | | 182 | A | Lipscomb | | 7 | 3 |
| | | | | | | | | | | | | | | | | | | 197 | H | Buffalo | | 2 | 10 |
| | | | | | | | | | | | | | | | | | | 197 | H | Buffalo | | 14 | 0 |
| | | | | | | | | | | | | | | | | | | 197 | H | Buffalo | | 4 | 3 |
| | | | | | | | | | | | | | | | | | | 229 | A | Eastern Ky. | | 0 | 3 |
| | | | | | | | | | | | | | | | | | | 229 | A | Eastern Ky. | | 2 | 3 |
| | | | | | | | | | | | | | | | | | | 229 | A | Eastern Ky. | | 3 | 11 |
| | | | | | | LAST 10 GAMES | | | | | | | | | | | | 240 | A | SIUE | | 9 | 5 |
| | | | | | | | | | | | | | | | | | | 240 | A | SIUE | | 3 | 1 |
| | | | | | | | | | | | | | | | | | | 240 | A | SIUE | | 9 | 5 |
| | | | | | | | | | | | | | | | | | | 266 | H | Evansville | | 9 | 8 |
| | | | | | | | | | | | | | | | | | | 93 | A | Wright St. | | 5 | 12 |
| | | | | | | | | | | | | | | | | | | 93 | A | Wright St. | | 3 | 4 |
| | | | | | | | | | | | | | | | | | | 284 | H | Ark.-Pine Bluff | | 10 | 8 |
| Non-Div. I Games: | | Union (TN) | | 9 | 2 | Union (TN) | | 6 | 12 | Bethel (TN) | | 19 | 13 | Christian Bros. | | 9 | 8 | UT Martin | | | | | |

| RPI | S | Opponent | Score |
|-----|---|-----------------|-------|
| 284 | H | Ark.-Pine Bluff | 7 1 |
| 284 | H | Ark.-Pine Bluff | 4 2 |
| 295 | H | Alabama A&M | 12 2 |

UT Martin

| Average RPI Win: | | 221 | WON-LOST | | WINNING | | LAST 10 | | STRENGTH OF | | OPP. STRENGTH | | TEAM | | ADJ | | CONF. | | ADJ CONF. | |
|-------------------|---|------------|----------|-----------|-----------|----------------|---------|------------|-------------|-------------|---------------|----------|------|------------|-----|-------|--------|--|-----------|--|
| Average RPI Loss: | | 108 | RECORD | | PCT. RANK | | GAMES | | SCHEDULE | | OF SCHEDULE | | RPI | | RPI | | RPI | | RPI | |
| DIV. I ONLY | | | 19-27-0 | | .41304 | | 215 | | 6-4-0 | | 167 | | 173 | | 207 | | .47116 | | 206 | |
| DIV. I NON-CONF. | | | 14-17-0 | | .45161 | | 185 | | 3-1-0 | | 98 | | 114 | | 150 | | .50214 | | 150 | |
| TOTALS | | RPI 1-25 | | RPI 26-50 | | W-L RECORDS | | RPI 51-100 | | RPI 101-150 | | RPI 150+ | | | | | | | | |
| 19-27-0 | | 0-7-0 | | 0-4-0 | | OVERALL | | 3-3-0 | | 1-3-0 | | 15-10-0 | | | | | | | | |
| 12-8-0 | | 0-0-0 | | 0-0-0 | | HOME | | 1-1-0 | | 1-0-0 | | 10-7-0 | | | | | | | | |
| 5-19-0 | | 0-7-0 | | 0-4-0 | | AWAY | | 0-2-0 | | 0-3-0 | | 5-3-0 | | | | | | | | |
| 2-0-0 | | 0-0-0 | | 0-0-0 | | NEUTRAL | | 2-0-0 | | 0-0-0 | | 0-0-0 | | | | | | | | |
| 14-17-0 | | 0-7-0 | | 0-4-0 | | NON-CONFERENCE | | 3-3-0 | | 1-0-0 | | 10-3-0 | | | | | | | | |
| 10-4-0 | | 0-0-0 | | 0-0-0 | | HOME | | 1-1-0 | | 1-0-0 | | 8-3-0 | | | | | | | | |
| 2-13-0 | | 0-7-0 | | 0-0- | | AWAY | | 0-2-0 | | 0-0-0 | | 2-0-0 | | | | | | | | |
| 2-0-0 | | 0-0-0 | | 0-0-0 | | NEUTRAL | | 2-0-0 | | 0-0-0 | | 0-0-0 | | | | | | | | |
| 5-10-0 | | 0-0-0 | | 0-0-0 | | CONFERENCE | | 0-0-0 | | 0-3-0 | | 5-7-0 | | | | | | | | |
| 2-4-0 | | 0-0-0 | | 0-0-0 | | HOME | | 0-0-0 | | 0-0-0 | | 2-4-0 | | | | | | | | |
| 3-6-0 | | 0-0-0 | | 0-0-0 | | AWAY | | 0-0-0 | | 0-3-0 | | 3-3-0 | | | | | | | | |
| 0-0-0 | | 0-0-0 | | 0-0-0 | | NEUTRAL | | 0-0-0 | | 0-0-0 | | 0-0-0 | | | | | | | | |
| RPI | S | Opponent | | Score | | RPI | S | Opponent | | Score | | RPI | S | Opponent | | Score | | | | |
| 3 | A | Kentucky | | 4 | 6 | 29 | A | South Fla. | | 1 | 5 | 91 | A | Cincinnati | | 0 | 1 | | | |
| 3 | A | Kentucky | | 2 | 14 | 29 | A | South Fla. | | 2 | 11 | 91 | H | Cincinnati | | 6 | 8 | | | |
| 3 | A | Kentucky | | 3 | 16 | 29 | A | South Fla. | | 2 | 3 | 93 | N | Wright St. | | 4 | 3 | | | |
| 7 | A | Louisville | | 5 | 6 | 29 | A | South Fla. | | 2 | 7 | 99 | A | Xavier | | 4 | 9 | | | |
| 16 | A | Arkansas | | 1 | 11 | | | | | | | 99 | H | Xavier | | 7 | 0 | | | |
| 16 | A | Arkansas | | 1 | 5 | | | | | | | 99 | N | Xavier | | 12 | 6 | | | |
| 16 | A | Arkansas | | 0 | 7 | | | | | | | | | | | | | | | |
| | | | | | | | | | | | | | | | | | | | | |
| | | | | | | | | | | | | | | | | | | | | |
| | | | | | | | | | | | | | | | | | | | | |
| | | | | | | | | | | | | | | | | | | | | |
| | | | | | | | | | | | | | | | | | | | | |
| | | | | | | | | | | | | | | | | | | | | |
| | | | | | | | | | | | | | | | | | | | | |
| | | | | | | | | | | | | | | | | | | | | |
| | | | | | | | | | | | | | | | | | | | | |
| | | | | | | | | | | | | | | | | | | | | |
| | | | | | | | | | | | | | | | | | | | | |
| | | | | | | | | | | | | | | | | | | | | |
| | | | | | | | | | | | | | | | | | | | | |
| | | | | | | | | | | | | | | | | | | | | |
| | | | | | | | | | | | | | | | | | | | | |
| | | | | | | | | | | | | | | | | | | | | |
| | | | | | | | | | | | | | | | | | | | | |
| | | | | | | | | | | | | | | | | | | | | |
| | | | | | | | | | | | | | | | | | | | | |
| | | | | | | | | | | | | | | | | | | | | |
| | | | | | | | | | | | | | | | | | | | | |
| | | | | | | | | | | | | | | | | | | | | |
| | | | | | | | | | | | | | | | | | | | | |
| | | | | | | | | | | | | | | | | | | | | |
| | | | | | | | | | | | | | | | | | | | | |
| | | | | | | | | | | | | | | | | | | | | |
| | | | | | | | | | | | | | | | | | | | | |
| | | | | | | | | | | | | | | | | | | | | |
| | | | | | | | | | | | | | | | | | | | | |
| | | | | | | | | | | | | | | | | | | | | |
| | | | | | | | | | | | | | | | | | | | | |
| | | | | | | | | | | | | | | | | | | | | |
| | | | | | | | | | | | | | | | | | | | | |
| | | | | | | | | | | | | | | | | | | | | |
| | | | | | | | | | | | | | | | | | | | | |
| | | | | | | | | | | | | | | | | | | | | |
| | | | | | | | | | | | | | | | | | | | | |
| | | | | | | | | | | | | | | | | | | | | |
| | | | | | | | | | | | | | | | | | | | | |

Non-Div. I Games:

Miami (OH)

| RPI | S | Opponent | Score | |
|-----|---|----------|-------|---|
| 278 | H | La Salle | 15 | 2 |
| 278 | H | La Salle | 3 | 2 |

Miami (OH)

M
i
a
m
i
(
O
H
)

M
i
a
m
i
(
O
H
)

| Average RPI Win: 155 | | WON-LOST RECORD | | WINNING PCT. RANK | | LAST 10 GAMES | | STRENGTH OF SCHEDULE | | OPP. STRENGTH OF SCHEDULE | | TEAM RPI | | ADJ RPI | | CONF. RPI | | ADJ CONF. RPI | |
|----------------------|---|-----------------|--|-------------------|---|----------------|---|----------------------|--|---------------------------|----|----------|---|------------------|--|-----------|----|---------------|--|
| DIV. I ONLY | | 17-25-0 | | .40476 220 | | 0-10-0 | | 172 | | 89 | | 208 | | .47065 207 | | 13 | | 13 | |
| DIV. I NON-CONF. | | 11-13-0 | | .45833 179 | | 0-2-0 | | 129 | | 30 | | 155 | | .49876 155 | | 11 | | 11 | |
| TOTALS | | RPI 1-25 | | RPI 26-50 | | W-L RECORDS | | RPI 51-100 | | RPI 101-150 | | RPI 150+ | | | | | | | |
| 17-25-0 | | 0-1-0 | | 1-2-0 | | OVERALL | | 5-11-0 | | 2-3-0 | | 9-8-0 | | | | | | | |
| 9-13-0 | | 0-1-0 | | 0-0-0 | | HOME | | 2-7-0 | | 2-1-0 | | 5-4-0 | | | | | | | |
| 8-12-0 | | 0-0-0 | | 1-2-0 | | AWAY | | 3-4-0 | | 0-2-0 | | 4-4-0 | | | | | | | |
| 0-0-0 | | 0-0-0 | | 0-0-0 | | NEUTRAL | | 0-0-0 | | 0-0-0 | | 0-0-0 | | | | | | | |
| 11-13-0 | | 0-1-0 | | 1-2-0 | | NON-CONFERENCE | | 2-5-0 | | 2-3-0 | | 6-2-0 | | | | | | | |
| 7-6-0 | | 0-1-0 | | 0-0-0 | | HOME | | 0-3-0 | | 2-1-0 | | 5-1-0 | | | | | | | |
| 4-7-0 | | 0-0-0 | | 1-0- | | AWAY | | 2-2-0 | | 0-2-0 | | 1-1-0 | | | | | | | |
| 0-0-0 | | 0-0-0 | | 0-0-0 | | NEUTRAL | | 0-0-0 | | 0-0-0 | | 0-0-0 | | | | | | | |
| 6-12-0 | | 0-0-0 | | 0-0-0 | | CONFERENCE | | 3-6-0 | | 0-0-0 | | 3-6-0 | | | | | | | |
| 2-7-0 | | 0-0-0 | | 0-0-0 | | HOME | | 2-4-0 | | 0-0-0 | | 0-3-0 | | | | | | | |
| 4-5-0 | | 0-0-0 | | 0-0-0 | | AWAY | | 1-2-0 | | 0-0-0 | | 3-3-0 | | | | | | | |
| 0-0-0 | | 0-0-0 | | 0-0-0 | | NEUTRAL | | 0-0-0 | | 0-0-0 | | 0-0-0 | | | | | | | |
| RPI | S | Opponent | | Score | | RPI | S | Opponent | | Score | | RPI | S | Opponent | | Score | | | |
| 23 | H | Long Beach St. | | 1 | 2 | 33 | A | Texas A&M | | 0 | 3 | 58 | A | BYU | | 2 | 7 | | |
| | | | | | | 33 | A | Texas A&M | | 6 | 10 | 58 | A | BYU | | 4 | 9 | | |
| | | | | | | 33 | A | Texas A&M | | 2 | 1 | 58 | A | BYU | | 11 | 7 | | |
| | | | | | | | | | | | | 65 | H | Loyola Marymount | | 3 | 7 | | |
| | | | | | | | | | | | | 65 | H | Loyola Marymount | | 1 | 5 | | |
| | | | | | | | | | | | | 65 | H | Loyola Marymount | | 2 | 4 | | |
| | | | | | | | | | | | | 73 | H | California | | 1 | 3 | | |
| | | | | | | | | | | | | 73 | H | California | | 2 | 3 | | |
| | | | | | | | | | | | | 73 | H | California | | 7 | 12 | | |
| | | | | | | | | | | | | 75 | A | Rice | | 5 | 2 | | |
| | | | | | | | | | | | | 75 | A | Rice | | 6 | 7 | | |
| | | | | | | | | | | | | 75 | A | Rice | | 7 | 5 | | |
| | | | | | | | | | | | | 77 | A | Sam Houston St. | | 1 | 2 | | |
| | | | | | | | | | | | | 78 | H | Gonzaga | | 5 | 3 | | |
| | | | | | | | | | | | | 78 | H | Gonzaga | | 1 | 2 | | |
| | | | | | | | | | | | | 78 | H | Gonzaga | | 2 | 1 | | |
| LAST 10 GAMES | | | | | | | | | | | | | | | | | | | |
| | | | | | | 130 | A | Cal Poly | | 3 | 5 | 65 | H | Loyola Marymount | | 1 | 5 | | |
| | | | | | | 257 | H | Santa Clara | | 2 | 8 | 65 | H | Loyola Marymount | | 3 | 7 | | |
| | | | | | | 257 | H | Santa Clara | | 1 | 2 | 114 | H | UC Santa Barbara | | 3 | 6 | | |
| | | | | | | 257 | H | Santa Clara | | 6 | 8 | 58 | A | BYU | | 4 | 9 | | |
| | | | | | | 65 | H | Loyola Marymount | | 2 | 4 | 58 | A | BYU | | 2 | 7 | | |

Non-Div. I Games:

Pepperdine

| Average RPI Win: | 229 | WON-LOST | WINNING | LAST 10 | STRENGTH OF | OPP. STRENGTH | TEAM | ADJ | CONF. | ADJ CONF. | |
|-------------------|----------|-----------|-----------|----------------|-------------|---------------------|-------|-------------------------|-------|-----------|-------|
| Average RPI Loss: | 171 | RECORD | PCT. RANK | GAMES | SCHEDULE | OF SCHEDULE | RPI | RPI | RPI | RPI | |
| DIV. I ONLY | 24-20-0 | .54545 | 111 | 4-6-0 | 283 | 226 | 209 | .47058 | 208 | 10 | 10 |
| DIV. I NON-CONF. | 22-13-0 | .62857 | 68 | 2-1-0 | 295 | 270 | 179 | .48548 | 179 | 15 | 15 |
| <hr/> | | | | | | | | | | | |
| TOTALS | RPI 1-25 | RPI 26-50 | | W-L RECORDS | | RPI 51-100 | | RPI 101-150 | | RPI 150+ | |
| 24-20-0 | 0-0-0 | 0-0-0 | | OVERALL | | 1-3-0 | | 2-2-0 | | 21-15-0 | |
| 6-5-0 | 0-0-0 | 0-0-0 | | HOME | | 0-0-0 | | 1-0-0 | | 5-5-0 | |
| 11-13-0 | 0-0-0 | 0-0-0 | | AWAY | | 0-3-0 | | 0-1-0 | | 11-9-0 | |
| 7-2-0 | 0-0-0 | 0-0-0 | | NEUTRAL | | 1-0-0 | | 1-1-0 | | 5-1-0 | |
| 22-13-0 | 0-0-0 | 0-0-0 | | NON-CONFERENCE | | 1-0-0 | | 2-2-0 | | 19-11-0 | |
| 6-2-0 | 0-0-0 | 0-0-0 | | HOME | | 0-0-0 | | 1-0-0 | | 5-2-0 | |
| 9-9-0 | 0-0-0 | 0-0- | | AWAY | | 0-0-0 | | 0-1-0 | | 9-8-0 | |
| 7-2-0 | 0-0-0 | 0-0-0 | | NEUTRAL | | 1-0-0 | | 1-1-0 | | 5-1-0 | |
| 2-7-0 | 0-0-0 | 0-0-0 | | CONFERENCE | | 0-3-0 | | 0-0-0 | | 2-4-0 | |
| 0-3-0 | 0-0-0 | 0-0-0 | | HOME | | 0-0-0 | | 0-0-0 | | 0-3-0 | |
| 2-4-0 | 0-0-0 | 0-0-0 | | AWAY | | 0-3-0 | | 0-0-0 | | 2-1-0 | |
| 0-0-0 | 0-0-0 | 0-0-0 | | NEUTRAL | | 0-0-0 | | 0-0-0 | | 0-0-0 | |
| RPI | S | Opponent | Score | RPI | S | Opponent | Score | RPI | S | Opponent | Score |
| | | | | | | 70 A Seton Hall | 2 11 | 117 H Cornell | | 3 1 | |
| | | | | | | 70 A Seton Hall | 5 10 | 121 N Central Mich. | | 7 9 | |
| | | | | | | 70 A Seton Hall | 4 5 | 139 A Wofford | | 11 18 | |
| | | | | | | 98 N Boston College | 4 3 | 142 N Ball St. | | 3 0 | |
| | | | | | | | | 154 H UMBC | | 2 10 | |
| | | | | | | | | 158 A Gardner-Webb | | 4 2 | |
| | | | | | | | | 158 A Gardner-Webb | | 3 4 | |
| | | | | | | | | 158 A Gardner-Webb | | 1 8 | |
| | | | | | | | | 172 A Davidson | | 1 8 | |
| | | | | | | | | 172 A Davidson | | 6 5 | |
| | | | | | | | | 172 A Davidson | | 4 9 | |
| | | | | | | | | 174 H Creighton | | 5 7 | |
| | | | | | | | | 174 H Creighton | | 4 6 | |
| | | | | | | | | 174 H Creighton | | 9 11 | |
| | | | | | | | | 191 A Navy | | 11 3 | |
| | | | | | | | | 191 H Navy | | 2 6 | |
| | | | | | | | | 193 A George Washington | | 6 4 | |
| | | | | | | | | 193 H George Washington | | 8 7 | |
| | | | | | | | | 196 A George Mason | | 7 3 | |
| | | | | | | | | 196 A George Mason | | 1 11 | |
| | | | | | | | | 196 A George Mason | | 4 2 | |
| | | | | | | | | 204 N Western Mich. | | 12 8 | |
| | | | | | | | | 214 A Brown | | 0 2 | |
| | | | | | | | | 214 A Brown | | 10 11 | |
| | | | | | | | | 214 A Brown | | 3 2 | |
| | | | | | | | | 250 A Villanova | | 3 2 | |
| | | | | | | | | 250 A Villanova | | 0 4 | |
| | | | | | | | | 250 A Villanova | | 7 0 | |
| | | | | | | | | 154 H UMBC | | 2 10 | |
| | | | | | | | | 174 H Creighton | | 9 11 | |
| | | | | | | | | | | | |
| | | | | | | | | | | | |
| | | | | | | | | | | | |
| | | | | | | | | | | | |
| | | | | | | | | | | | |
| | | | | | | | | | | | |
| | | | | | | | | | | | |
| | | | | | | | | | | | |
| | | | | | | | | | | | |
| | | | | | | | | | | | |
| | | | | | | | | | | | |
| | | | | | | | | | | | |
| | | | | | | | | | | | |
| | | | | | | | | | | | |
| | | | | | | | | | | | |
| | | | | | | | | | | | |
| | | | | | | | | | | | |
| | | | | | | | | | | | |
| | | | | | | | | | | | |
| | | | | | | | | | | | |
| | | | | | | | | | | | |
| | | | | | | | | | | | |
| | | | | | | | | | | | |
| | | | | | | | | | | | |
| | | | | | | | | | | | |
| | | | | | | | | | | | |
| | | | | | | | | | | | |
| | | | | | | | | | | | |
| | | | | | | | | | | | |
| | | | | | | | | | | | |
| | | | | | | | | | | | |
| | | | | | | | | | | | |
| | | | | | | | | | | | |
| | | | | | | | | | | | |
| | | | | | | | | | | | |
| | | | | | | | | | | | |
| | | | | | | | | | | | |
| | | | | | | | | | | | |
| | | | | | | | | | | | |
| | | | | | | | | | | | |
| | | | | | | | | | | | |
| | | | | | | | | | | | |
| | | | | | | | | | | | |
| | | | | | | | | | | | |
| | | | | | | | | | | | |
| | | | | | | | | | | | |
| | | | | | | | | | | | |
| | | | | | | | | | | | |
| | | | | | | | | | | | |
| | | | | | | | | | | | |
| | | | | | | | | | | | |
| | | | | | | | | | | | |
| | | | | | | | | | | | |
| | | | | | | | | | | | |
| | | | | | | | | | | | |
| | | | | | | | | | | | |
| | | | | | | | | | | | |
| | | | | | | | | | | | |
| | | | | | | | | | | | |
| | | | | | | | | | | | |
| | | | | </ | | | | | | | |

| RPI | S | Opponent | Score | |
|-----|---|----------------|-------|----|
| 250 | A | Villanova | 7 | 0 |
| 267 | A | USC Upstate | 0 | 12 |
| 272 | N | Dayton | 7 | 8 |
| 281 | N | Chicago St. | 11 | 0 |
| 291 | N | Lafayette | 14 | 7 |
| 291 | N | Lafayette | 13 | 6 |
| 291 | N | Lafayette | 10 | 4 |
| 292 | A | Coppin St. | 6 | 5 |
| 292 | H | Coppin St. | 14 | 4 |
| 296 | H | NYIT | 6 | 4 |
| 296 | H | NYIT | 13 | 3 |
| 296 | H | NYIT | 9 | 0 |
| 298 | A | Mt. St. Mary's | 13 | 2 |

Georgetown

| Average RPI Win: | 257 | WON-LOST | WINNING | LAST 10 | STRENGTH OF | OPP. STRENGTH | TEAM | ADJ | CONF. | ADJ CONF. | | | | | |
|-------------------|--------------|-----------|-----------|----------------|-------------|---------------|--------------|--------------|-------|----------------|-------|----------------|--------------|----|----|
| Average RPI Loss: | 158 | RECORD | PCT. RANK | GAMES | SCHEDULE | OF SCHEDULE | RPI | RPI | RPI | RPI | | | | | |
| DIV. I ONLY | 25-14-1 | .6375 | 50 | 6-3-1 | 288 | 282 | 194 | .47047 | 209 | 31 | 31 | | | | |
| DIV. I NON-CONF. | 4-9-1 | .32143 | 246 | 2-2-1 | 136 | 84 | 211 | .46422 | 227 | 31 | 31 | | | | |
| <hr/> | | | | | | | | | | | | | | | |
| TOTALS | RPI 1-25 | RPI 26-50 | | W-L RECORDS | | RPI 51-100 | | RPI 101-150 | | RPI 150+ | | | | | |
| 25-14-1 | 0-0-0 | 0-0-0 | | OVERALL | | 1-6-0 | | 1-2-1 | | 23-6-0 | | | | | |
| 10-5-1 | 0-0-0 | 0-0-0 | | HOME | | 0-1-0 | | 1-1-1 | | 9-3-0 | | | | | |
| 13-8-0 | 0-0-0 | 0-0-0 | | AWAY | | 1-5-0 | | 0-1-0 | | 12-2-0 | | | | | |
| 2-1-0 | 0-0-0 | 0-0-0 | | NEUTRAL | | 0-0-0 | | 0-0-0 | | 2-1-0 | | | | | |
| <hr/> | | | | | | | | | | | | | | | |
| 4-9-1 | 0-0-0 | 0-0-0 | | NON-CONFERENCE | | 1-6-0 | | 1-2-1 | | 2-1-0 | | | | | |
| 1-3-1 | 0-0-0 | 0-0-0 | | HOME | | 0-1-0 | | 1-1-1 | | 0-1-0 | | | | | |
| 2-6-0 | 0-0-0 | 0-0- | | AWAY | | 1-5-0 | | 0-1-0 | | 1-0-0 | | | | | |
| 1-0-0 | 0-0-0 | 0-0-0 | | NEUTRAL | | 0-0-0 | | 0-0-0 | | 1-0-0 | | | | | |
| <hr/> | | | | | | | | | | | | | | | |
| 21-5-0 | 0-0-0 | 0-0-0 | | CONFERENCE | | 0-0-0 | | 0-0-0 | | 21-5-0 | | | | | |
| 9-2-0 | 0-0-0 | 0-0-0 | | HOME | | 0-0-0 | | 0-0-0 | | 9-2-0 | | | | | |
| 11-2-0 | 0-0-0 | 0-0-0 | | AWAY | | 0-0-0 | | 0-0-0 | | 11-2-0 | | | | | |
| 1-1-0 | 0-0-0 | 0-0-0 | | NEUTRAL | | 0-0-0 | | 0-0-0 | | 1-1-0 | | | | | |
| <hr/> | | | | | | | | | | | | | | | |
| RPI | S | Opponent | Score | RPI | S | Opponent | Score | RPI | S | Opponent | Score | | | | |
| | | | | | | 66 | A | FGCU | 1 | 5 | 123 | H | Morehead St. | 10 | 5 |
| | | | | | | 66 | A | FGCU | 4 | 6 | 123 | H | Morehead St. | 1 | 3 |
| | | | | | | 66 | A | FGCU | 4 | 7 | 128 | A | New Orleans | 2 | 16 |
| | | | | | | 76 | H | Jacksonville | 1 | 7 | 128 | H | New Orleans | 5 | 5 |
| | | | | | | 94 | A | Florida A&M | 9 | 7 | 201 | A | Alabama St. | 16 | 1 |
| | | | | | | 94 | A | Florida A&M | 3 | 4 | 201 | A | Alabama St. | 4 | 2 |
| | | | | | | 94 | A | Florida A&M | 4 | 7 | 201 | A | Alabama St. | 8 | 3 |
| | | | | | | | | | | 201 | H | Alabama St. | 4 | 1 | |
| | | | | | | | | | | 201 | H | Alabama St. | 0 | 5 | |
| | | | | | | | | | | 201 | H | Alabama St. | 7 | 15 | |
| | | | | | | | | | | 234 | A | La.-Monroe | 2 | 0 | |
| | | | | | | | | | | 234 | H | La.-Monroe | 2 | 10 | |
| | | | | | | | | | | 273 | H | Texas Southern | 11 | 1 | |
| | | | | | | | | | | 273 | H | Texas Southern | 12 | 4 | |
| | | | | | | | | | | 273 | N | Texas Southern | 15 | 0 | |
| | | | | | | | | | | 281 | N | Chicago St. | 9 | 7 | |
| | | | | | | | | | | 286 | A | Alcorn | 9 | 4 | |
| | | | | | | | | | | 286 | A | Alcorn | 6 | 9 | |
| | | | | | | | | | | 286 | A | Alcorn | 13 | 2 | |
| | | | | | | | | | | 286 | H | Alcorn | 16 | 4 | |
| | | | | 286 | H | Alcorn | 11 | 6 | | | | | | | |
| | | | | 286 | N | Alcorn | 4 | 5 | | | | | | | |
| | | | | 281 | N | Chicago St. | 9 | 7 | | | | | | | |
| | | | | 94 | A | Florida A&M | 9 | 7 | | | | | | | |
| | | | | 94 | A | Florida A&M | 3 | 4 | | | | | | | |
| | | | | 94 | A | Florida A&M | 4 | 7 | | | | | | | |
| | | | | 128 | H | New Orleans | 5 | 5 | | | | | | | |
| <hr/> | | | | | | | | | | | | | | | |
| Non-Div. I Games: | Rust | 17 | 4 | Concordia (AL) | 12 | 1 | LeMoyne-Owen | 14 | 1 | Tougaloo | 21 | 0 | | | |
| | LeMoyne-Owen | 17 | 2 | Rust | 9 | 2 | Tougaloo | 8 | 4 | Concordia (AL) | 18 | 5 | | | |

| RPI | S | Opponent | Score | |
|-----|---|------------------|-------|----|
| 293 | H | Mississippi Val. | 9 | 2 |
| 294 | A | Southern U. | 8 | 13 |
| 294 | H | Southern U. | 5 | 4 |
| 295 | A | Alabama A&M | 6 | 3 |
| 295 | A | Alabama A&M | 9 | 3 |
| 295 | A | Alabama A&M | 14 | 2 |

Jackson St.

J
a
c
k
s
o
n
S
t
.

J
a
c
k
s
o
n
S
t
.

| RPI | S | Opponent | Score | |
|-----|---|-------------|-------|---|
| 235 | A | The Citadel | 4 | 1 |
| 235 | A | The Citadel | 0 | 3 |
| 243 | H | Quinnipiac | 9 | 5 |
| 243 | H | Quinnipiac | 13 | 7 |
| 243 | H | Quinnipiac | 5 | 8 |
| 244 | H | Bucknell | 0 | 4 |
| 244 | H | Bucknell | 10 | 2 |
| 244 | H | Bucknell | 6 | 1 |
| 259 | A | Longwood | 6 | 4 |
| 259 | H | Longwood | 4 | 3 |
| 260 | H | Richmond | 6 | 3 |

V
M
I

V
M
I

| Average RPI Win: 203 | | WON-LOST | WINNING | LAST 10 | STRENGTH OF | | OPP. STRENGTH | TEAM | ADJ | | CONF. | ADJ CONF. |
|-----------------------|-----------------|----------|-----------|---------------|----------------|-------|-------------------|-------|-------------|----------|----------|-----------|
| Average RPI Loss: 126 | | RECORD | PCT. RANK | GAMES | SCHEDULE | | OF SCHEDULE | RPI | RPI | | RPI | RPI |
| DIV. I ONLY | | 12-23-0 | .34286 | 254 | 0-6-0 | | 118 | 221 | 211 | | 16 | 16 |
| DIV. I NON-CONF. | | 9-14-0 | .3913 | 217 | 0-0-0 | | 148 | 239 | 205 | | 17 | 17 |
| TOTALS | | RPI 1-25 | RPI 26-50 | | W-L RECORDS | | RPI 51-100 | | RPI 101-150 | | RPI 150+ | |
| 12-23-0 | | 0-0-0 | 0-3-0 | | OVERALL | | 0-9-0 | | 4-2-0 | | 8-9-0 | |
| 5-2-0 | | 0-0-0 | 0-0-0 | | HOME | | 0-0-0 | | 2-1-0 | | 3-1-0 | |
| 1-17-0 | | 0-0-0 | 0-2-0 | | AWAY | | 0-7-0 | | 0-0-0 | | 1-4-0 | |
| 6-4-0 | | 0-0-0 | 0-0-0 | | NEUTRAL | | 0-0-0 | | 2-1-0 | | 4-3-0 | |
| 9-14-0 | | 0-0-0 | 0-3-0 | | NON-CONFERENCE | | 0-6-0 | | 2-1-0 | | 7-4-0 | |
| 3-1-0 | | 0-0-0 | 0-0-0 | | HOME | | 0-0-0 | | 0-0-0 | | 3-1-0 | |
| 0-9-0 | | 0-0-0 | 0-0- | | AWAY | | 0-6-0 | | 0-0-0 | | 0-0-0 | |
| 6-4-0 | | 0-0-0 | 0-0-0 | | NEUTRAL | | 0-0-0 | | 2-1-0 | | 4-3-0 | |
| 3-9-0 | | 0-0-0 | 0-0-0 | | CONFERENCE | | 0-3-0 | | 2-1-0 | | 1-5-0 | |
| 2-1-0 | | 0-0-0 | 0-0-0 | | HOME | | 0-0-0 | | 2-1-0 | | 0-0-0 | |
| 1-8-0 | | 0-0-0 | 0-0-0 | | AWAY | | 0-3-0 | | 0-0-0 | | 1-5-0 | |
| 0-0-0 | | 0-0-0 | 0-0-0 | | NEUTRAL | | 0-0-0 | | 0-0-0 | | 0-0-0 | |
| RPI S | Opponent | Score | RPI S | Opponent | Score | RPI S | Opponent | Score | RPI S | Opponent | Score | |
| 36 A | St. John's (NY) | 0 3 | 59 A | Binghamton | 4 7 | 144 N | St. Bonaventure | 5 4 | | | | |
| 36 A | St. John's (NY) | 1 15 | 59 A | Binghamton | 3 9 | 144 N | St. Bonaventure | 3 4 | | | | |
| 36 A | St. John's (NY) | 3 9 | 59 A | Binghamton | 2 3 | 144 N | St. Bonaventure | 6 5 | | | | |
| | | | 62 A | Fla. Atlantic | 3 11 | 147 H | Hartford | 3 2 | | | | |
| | | | 69 A | Miami (FL) | 3 4 | 147 H | Hartford | 1 0 | | | | |
| | | | 69 A | Miami (FL) | 2 7 | 147 H | Hartford | 6 10 | | | | |
| | | | 84 A | Winthrop | 5 12 | 163 N | Central Conn. St. | 3 6 | | | | |
| | | | 84 A | Winthrop | 5 12 | 163 N | Central Conn. St. | 6 3 | | | | |
| | | | 84 A | Winthrop | 2 3 | 169 A | UMass Lowell | 8 5 | | | | |
| | | | | | | 169 A | UMass Lowell | 3 4 | | | | |
| | | | | | | 169 A | UMass Lowell | 0 3 | | | | |
| | | | | | | 192 A | Stony Brook | 3 4 | | | | |
| | | | | | | 192 A | Stony Brook | 6 12 | | | | |
| | | | | | | 192 A | Stony Brook | 3 6 | | | | |
| | | | | | | 248 N | South Dakota St. | 4 3 | | | | |
| | | | | | | 248 N | South Dakota St. | 6 0 | | | | |
| | | | | | | 254 H | Manhattan | 4 6 | | | | |
| | | | | | | 254 H | Manhattan | 3 1 | | | | |
| | | | | | | 254 H | Manhattan | 18 13 | | | | |
| | | | | | | 254 H | Manhattan | 10 6 | | | | |
| | | | | | | 264 N | Massachusetts | 4 2 | | | | |
| | | | | | | 264 N | Massachusetts | 1 5 | | | | |
| | | | | | | 264 N | Massachusetts | 6 10 | | | | |
| LAST 10 GAMES | | | 192 A | Stony Brook | 6 12 | 59 A | Binghamton | 3 9 | | | | |
| | | | 192 A | Stony Brook | 3 4 | 254 H | Manhattan | 10 6 | | | | |
| | | | 192 A | Stony Brook | 3 6 | 254 H | Manhattan | 18 13 | | | | |
| | | | 59 A | Binghamton | 2 3 | 254 H | Manhattan | 4 6 | | | | |
| | | | 59 A | Binghamton | 4 7 | 254 H | Manhattan | 3 1 | | | | |

Non-Div. I Games: Me.-Farmington 12 2 Me.-Presque Isle 8 1 Thomas (ME) 11 3

Maine

| Average RPI Win: 214 | | WON-LOST RECORD | WINNING PCT. RANK | | LAST 10 GAMES | STRENGTH OF SCHEDULE | OPP. STRENGTH OF SCHEDULE | TEAM RPI | ADJ RPI | | CONF. RPI | ADJ CONF. RPI | | | |
|-----------------------|---|--------------------|----------------------|---------------------------|------------------|-------------------------|------------------------------|------------------------|------------|---------------|--------------|-------------------------|---|-----------------|-------|
| Average RPI Loss: 153 | | | | | | | | | | | | | | | |
| DIV. I ONLY | | 21-21-0 | .5 | 144 | 3-7-0 | 243 | 219 | 212 | .46789 | 212 | 27 | 27 | | | |
| DIV. I NON-CONF. | | 6-13-0 | .31579 | 248 | 0-4-0 | 225 | 215 | 271 | .42672 | 271 | 29 | 28 | | | |
| <hr/> | | | | | | | | | | | | | | | |
| TOTALS | | RPI 1-25 | | RPI 26-50 | | W-L RECORDS | | RPI 51-100 | | RPI 101-150 | | RPI 150+ | | | |
| 21-21-0 | | 0-0-0 | | 2-0-0 | | OVERALL | | 4-6-0 | | 1-5-0 | | 14-10-0 | | | |
| 14-7-0 | | 0-0-0 | | 1-0-0 | | HOME | | 1-3-0 | | 0-0-0 | | 12-4-0 | | | |
| 7-10-0 | | 0-0-0 | | 1-0-0 | | AWAY | | 3-3-0 | | 1-3-0 | | 2-4-0 | | | |
| 0-4-0 | | 0-0-0 | | 0-0-0 | | NEUTRAL | | 0-0-0 | | 0-2-0 | | 0-2-0 | | | |
| 6-13-0 | | 0-0-0 | | 2-0-0 | | NON-CONFERENCE | | 0-1-0 | | 1-5-0 | | 3-7-0 | | | |
| 4-4-0 | | 0-0-0 | | 1-0-0 | | HOME | | 0-1-0 | | 0-0-0 | | 3-3-0 | | | |
| 2-5-0 | | 0-0-0 | | 1-0- | | AWAY | | 0-0-0 | | 1-3-0 | | 0-2-0 | | | |
| 0-4-0 | | 0-0-0 | | 0-0-0 | | NEUTRAL | | 0-0-0 | | 0-2-0 | | 0-2-0 | | | |
| 15-8-0 | | 0-0-0 | | 0-0-0 | | CONFERENCE | | 4-5-0 | | 0-0-0 | | 11-3-0 | | | |
| 10-3-0 | | 0-0-0 | | 0-0-0 | | HOME | | 1-2-0 | | 0-0-0 | | 9-1-0 | | | |
| 5-5-0 | | 0-0-0 | | 0-0-0 | | AWAY | | 3-3-0 | | 0-0-0 | | 2-2-0 | | | |
| 0-0-0 | | 0-0-0 | | 0-0-0 | | NEUTRAL | | 0-0-0 | | 0-0-0 | | 0-0-0 | | | |
| RPI | S | Opponent | Score | RPI | S | Opponent | Score | RPI | S | Opponent | Score | RPI | S | Opponent | Score |
| 47 | A | Charlotte | 12 6 | 81 | A | Bethune-Cookman | 6 1 | 109 | N | Western Caro. | 7 16 | 47 | H | Charlotte | 6 5 |
| 47 | H | Charlotte | 6 5 | 81 | A | Bethune-Cookman | 1 13 | 119 | A | Duke | 2 10 | 81 | A | Bethune-Cookman | 6 9 |
| | | | | 81 | A | Bethune-Cookman | 6 9 | 122 | N | UNCG | 4 5 | 81 | H | Bethune-Cookman | 6 5 |
| | | | | 81 | H | Bethune-Cookman | 6 5 | 140 | A | Furman | 3 7 | 81 | H | Bethune-Cookman | 4 10 |
| | | | | 81 | H | Bethune-Cookman | 4 10 | 140 | A | Furman | 11 10 | 81 | H | Bethune-Cookman | 5 10 |
| | | | | 81 | H | Bethune-Cookman | 5 10 | 140 | A | Furman | 2 17 | 84 | H | Winthrop | 4 11 |
| | | | | 84 | H | Winthrop | 4 11 | 153 | H | High Point | 5 9 | 94 | A | Florida A&M | 0 10 |
| | | | | 94 | A | Florida A&M | 0 10 | 161 | H | Presbyterian | 2 3 | 94 | A | Florida A&M | 7 1 |
| | | | | 94 | A | Florida A&M | 7 1 | 172 | A | Davidson | 1 12 | 94 | A | Florida A&M | 4 3 |
| | | | | 94 | A | Florida A&M | 4 3 | 172 | A | Davidson | 3 5 | | | | |
| | | | | | | | | 172 | H | Davidson | 0 6 | | | | |
| | | | | | | | | 223 | N | James Madison | 1 5 | | | | |
| | | | | | | | | 236 | A | Norfolk St. | 4 3 | | | | |
| | | | | | | | | 236 | H | Norfolk St. | 7 12 | | | | |
| | | | | | | | | 260 | N | Richmond | 1 3 | | | | |
| | | | | | | | | 262 | A | N.C. Central | 8 6 | | | | |
| | | | | | | | | 262 | A | N.C. Central | 7 10 | | | | |
| | | | | | | | | 262 | A | N.C. Central | 1 11 | | | | |
| | | | | | | | | 262 | H | N.C. Central | 8 7 | | | | |
| | | | | | | | | 262 | H | N.C. Central | 4 3 | | | | |
| | | | | | | | | 262 | H | N.C. Central | 5 2 | | | | |
| | | | | | | | | 287 | H | Savannah St. | 11 5 | | | | |
| | | | | | | | | 287 | H | Savannah St. | 2 1 | | | | |
| | | | | | | | | 287 | H | Savannah St. | 12 3 | | | | |
| | | | | | | | | 290 | H | UMES | 17 9 | | | | |
| | | | | | | | | 290 | H | UMES | 19 5 | | | | |
| | | | | | | | | 290 | H | UMES | 11 4 | | | | |
| <hr/> | | | | | | | | | | | | | | | |
| LAST 10 GAMES | | | | 81 A Bethune-Cookman 6 9 | | | | 172 H Davidson 0 6 | | | | 287 H Savannah St. 2 1 | | | |
| | | | | 81 A Bethune-Cookman 6 1 | | | | 236 H Norfolk St. 7 12 | | | | 287 H Savannah St. 12 3 | | | |
| | | | | 81 A Bethune-Cookman 1 13 | | | | 84 H Winthrop 4 11 | | | | 290 H UMES 17 9 | | | |
| | | | | 172 A Davidson 3 5 | | | | 262 H N.C. Central 5 2 | | | | 290 H UMES 19 5 | | | |
| | | | | 172 A Davidson 1 12 | | | | 262 H N.C. Central 4 3 | | | | 290 H UMES 11 4 | | | |

Non-Div. I Games:

N.C. A&T

| RPI | S | Opponent | Score | |
|-----|---|----------------|-------|---|
| 298 | H | Mt. St. Mary's | 3 | 1 |
| 298 | H | Mt. St. Mary's | 4 | 2 |
| 298 | H | Mt. St. Mary's | 14 | 7 |

N.C. A&T

N
.
C
.
A
&
T

N
.
C
.
A
&
T

| Average RPI Win: 190 | | WON-LOST | WINNING | LAST 10 | STRENGTH OF | | OPP. STRENGTH | TEAM | ADJ | CONF. | ADJ CONF. |
|-----------------------|--------------|----------|---------------|--------------|----------------|---------------|---------------|-------|---------------|----------------|-----------|
| Average RPI Loss: 107 | | RECORD | PCT. RANK | GAMES | SCHEDULE | | OF SCHEDULE | RPI | RPI | RPI | RPI |
| DIV. I ONLY | | 14-29-0 | .32558 | 260 | 2-8-0 | | 103 | 144 | 213 | .46777 | 213 |
| DIV. I NON-CONF. | | 12-16-0 | .42857 | 200 | 1-1-0 | | 143 | 176 | 174 | .48669 | 174 |
| TOTALS | | RPI 1-25 | RPI 26-50 | | W-L RECORDS | | RPI 51-100 | | RPI 101-150 | | RPI 150+ |
| 14-29-0 | | 0-6-0 | 0-3-0 | | OVERALL | | 2-3-0 | | 3-7-0 | | 9-10-0 |
| 8-8-0 | | 0-0-0 | 0-0-0 | | HOME | | 0-1-0 | | 3-3-0 | | 5-4-0 |
| 4-19-0 | | 0-6-0 | 0-3-0 | | AWAY | | 0-0-0 | | 0-4-0 | | 4-6-0 |
| 2-2-0 | | 0-0-0 | 0-0-0 | | NEUTRAL | | 2-2-0 | | 0-0-0 | | 0-0-0 |
| 12-16-0 | | 0-3-0 | 0-0-0 | | NON-CONFERENCE | | 2-3-0 | | 3-4-0 | | 7-6-0 |
| 6-4-0 | | 0-0-0 | 0-0-0 | | HOME | | 0-1-0 | | 3-3-0 | | 3-0-0 |
| 4-10-0 | | 0-3-0 | 0-0- | | AWAY | | 0-0-0 | | 0-1-0 | | 4-6-0 |
| 2-2-0 | | 0-0-0 | 0-0-0 | | NEUTRAL | | 2-2-0 | | 0-0-0 | | 0-0-0 |
| 2-13-0 | | 0-3-0 | 0-3-0 | | CONFERENCE | | 0-0-0 | | 0-3-0 | | 2-4-0 |
| 2-4-0 | | 0-0-0 | 0-0-0 | | HOME | | 0-0-0 | | 0-0-0 | | 2-4-0 |
| 0-9-0 | | 0-3-0 | 0-3-0 | | AWAY | | 0-0-0 | | 0-3-0 | | 0-0-0 |
| 0-0-0 | | 0-0-0 | 0-0-0 | | NEUTRAL | | 0-0-0 | | 0-0-0 | | 0-0-0 |
| RPI S | Opponent | Score | RPI S | Opponent | Score | RPI S | Opponent | Score | RPI S | Opponent | Score |
| 9 A | TCU | 3 6 | 30 A | Michigan | 6 10 | 59 H | Binghamton | 3 6 | 102 A | Iowa | 2 8 |
| 9 A | TCU | 1 12 | 30 A | Michigan | 1 14 | 99 N | Xavier | 4 10 | 102 A | Iowa | 2 4 |
| 9 A | TCU | 3 9 | 30 A | Michigan | 2 15 | 99 N | Xavier | 6 1 | 102 A | Iowa | 1 9 |
| 20 A | Maryland | 1 2 | | | | 99 N | Xavier | 7 5 | 105 A | Pittsburgh | 2 3 |
| 20 A | Maryland | 3 8 | | | | 99 N | Xavier | 5 7 | 105 H | Pittsburgh | 1 9 |
| 20 A | Maryland | 2 15 | | | | | | | 117 H | Cornell | 8 2 |
| | | | | | | | | | 120 H | Columbia | 5 8 |
| | | | | | | | | | 120 H | Columbia | 10 6 |
| | | | | | | | | | 120 H | Columbia | 2 4 |
| | | | | | | | | | 120 H | Columbia | 11 7 |
| | | | | | | | | | 157 H | Ohio St. | 2 5 |
| | | | | | | | | | 157 H | Ohio St. | 2 11 |
| | | | | | | | | | 157 H | Ohio St. | 6 2 |
| | | | | | | | | | 160 A | UC Davis | 2 10 |
| | | | | | | | | | 165 A | Delaware | 1 6 |
| | | | | | | | | | 165 A | Delaware | 0 5 |
| | | | | | | | | | 165 A | Delaware | 0 8 |
| | | | | | | | | | 222 A | Sacramento St. | 4 2 |
| | | | | | | | | | 222 A | Sacramento St. | 6 1 |
| | | | | | | | | | 222 A | Sacramento St. | 3 11 |
| | | | | | | | | | 238 H | Northwestern | 5 12 |
| | | | | | | | | | 238 H | Northwestern | 2 1 |
| | | | | | | | | | 238 H | Northwestern | 4 7 |
| | | | | | | | | | 244 H | Bucknell | 4 3 |
| | | | | | | | | | 244 H | Bucknell | 5 3 |
| | | | | | | | | | 245 A | Pacific | 11 4 |
| | | | | | | | | | 245 A | Pacific | 11 2 |
| LAST 10 GAMES | | | LAST 10 GAMES | | | LAST 10 GAMES | | | LAST 10 GAMES | | |
| 102 A | Iowa | 1 9 | 238 H | Northwestern | 4 7 | 238 H | Northwestern | 5 12 | 244 H | Bucknell | 4 3 |
| 102 A | Iowa | 2 8 | 238 H | Northwestern | 5 12 | 105 H | Pittsburgh | 1 9 | 244 H | Bucknell | 5 3 |
| 102 A | Iowa | 2 4 | 20 A | Maryland | 2 15 | 20 A | Maryland | 2 15 | 245 A | Pacific | 11 4 |
| 291 H | Lafayette | 9 2 | 20 A | Maryland | 3 8 | 20 A | Maryland | 3 8 | 245 A | Pacific | 11 2 |
| 238 H | Northwestern | 2 1 | | | | | | | | | |

Non-Div. I Games:

Penn St.

| RPI | S | Opponent | Score | |
|-----|---|-----------|-------|---|
| 245 | A | Pacific | 1 | 6 |
| 291 | H | Lafayette | 9 | 2 |

Penn St.

P
e
n
n
S
t
.

P
e
n
n
S
t
.

| Average RPI Win: 153 | | WON-LOST | WINNING | LAST 10 | STRENGTH OF | | OPP. STRENGTH | TEAM | ADJ | | CONF. | ADJ CONF. |
|-----------------------|----------|----------|-----------|--------------|----------------|-------|---------------|--------------|-------------|--------------|----------|-----------|
| Average RPI Loss: 126 | | RECORD | PCT. RANK | GAMES | SCHEDULE | | OF SCHEDULE | RPI | RPI | | RPI | RPI |
| DIV. I ONLY | | 13-24-0 | .35135 | 252 | 3-7-0 | | 104 | 197 | 214 | | 14 | 14 |
| DIV. I NON-CONF. | | 7-10-0 | .41176 | 208 | 1-1-0 | | 44 | 228 | 157 | | 9 | 9 |
| TOTALS | | RPI 1-25 | RPI 26-50 | | W-L RECORDS | | RPI 51-100 | | RPI 101-150 | | RPI 150+ | |
| 13-24-0 | | 0-0-0 | 0-4-0 | | OVERALL | | 1-3-0 | | 6-6-0 | | 6-11-0 | |
| 8-10-0 | | 0-0-0 | 0-0-0 | | HOME | | 0-2-0 | | 3-3-0 | | 5-5-0 | |
| 5-14-0 | | 0-0-0 | 0-4-0 | | AWAY | | 1-1-0 | | 3-3-0 | | 1-6-0 | |
| 0-0-0 | | 0-0-0 | 0-0-0 | | NEUTRAL | | 0-0-0 | | 0-0-0 | | 0-0-0 | |
| 7-10-0 | | 0-0-0 | 0-4-0 | | NON-CONFERENCE | | 0-0-0 | | 3-1-0 | | 4-5-0 | |
| 6-2-0 | | 0-0-0 | 0-0-0 | | HOME | | 0-0-0 | | 3-1-0 | | 3-1-0 | |
| 1-8-0 | | 0-0-0 | 0-0- | | AWAY | | 0-0-0 | | 0-0-0 | | 1-4-0 | |
| 0-0-0 | | 0-0-0 | 0-0-0 | | NEUTRAL | | 0-0-0 | | 0-0-0 | | 0-0-0 | |
| 6-14-0 | | 0-0-0 | 0-0-0 | | CONFERENCE | | 1-3-0 | | 3-5-0 | | 2-6-0 | |
| 2-8-0 | | 0-0-0 | 0-0-0 | | HOME | | 0-2-0 | | 0-2-0 | | 2-4-0 | |
| 4-6-0 | | 0-0-0 | 0-0-0 | | AWAY | | 1-1-0 | | 3-3-0 | | 0-2-0 | |
| 0-0-0 | | 0-0-0 | 0-0-0 | | NEUTRAL | | 0-0-0 | | 0-0-0 | | 0-0-0 | |
| RPI S | Opponent | Score | RPI S | Opponent | Score | RPI S | Opponent | Score | RPI S | Opponent | Score | |
| | | | 33 A | Texas A&M | 4 6 | 67 A | Yale | 2 10 | 117 A | Cornell | 8 1 | |
| | | | 33 A | Texas A&M | 2 3 | 67 A | Yale | 12 1 | 117 A | Cornell | 7 4 | |
| | | | 33 A | Texas A&M | 1 5 | 67 H | Yale | 4 5 | 120 H | Columbia | 5 9 | |
| | | | 48 A | Rhode Island | 2 5 | 67 H | Yale | 4 5 | 120 H | Columbia | 1 3 | |
| | | | | | | | | | 125 A | Dartmouth | 1 3 | |
| | | | | | | | | | 125 A | Dartmouth | 1 7 | |
| | | | | | | | | | 125 A | Dartmouth | 1 5 | |
| | | | | | | | | | 125 A | Dartmouth | 9 8 | |
| | | | | | | | | | 127 H | Bryant | 5 3 | |
| | | | | | | | | | 127 H | Bryant | 4 3 | |
| | | | | | | | | | 127 H | Bryant | 2 7 | |
| | | | | | | | | | 127 H | Bryant | 5 4 | |
| | | | | | | | | | 155 A | Nicholls St. | 1 3 | |
| | | | | | | | | | 155 A | Nicholls St. | 1 4 | |
| | | | | | | | | | 155 A | Nicholls St. | 3 4 | |
| | | | | | | | | | 169 A | UMass Lowell | 0 3 | |
| | | | | | | | | | 169 A | UMass Lowell | 8 7 | |
| | | | | | | | | | 170 A | Princeton | 5 11 | |
| | | | | | | | | | 170 A | Princeton | 2 3 | |
| | | | | | | | | | 181 H | Harvard | 2 3 | |
| | | | | | | | | | 181 H | Harvard | 7 3 | |
| | | | | | | | | | 181 H | Harvard | 3 4 | |
| | | | | | | | | | 181 H | Harvard | 6 7 | |
| | | | | | | | | | 201 H | Penn | 8 6 | |
| | | | | | | | | | 201 H | Penn | 2 4 | |
| | | | | | | | | | 208 H | Georgetown | 2 0 | |
| | | | | | | | | | 208 H | Georgetown | 2 3 | |
| LAST 10 GAMES | | | | | | | | | | | | |
| | | | 67 H | Yale | 4 5 | | 181 H | Harvard | 6 7 | | | |
| | | | 67 H | Yale | 4 5 | | 181 H | Harvard | 2 3 | | | |
| | | | 67 A | Yale | 12 1 | | 181 H | Harvard | 7 3 | | | |
| | | | 67 A | Yale | 2 10 | | 169 A | UMass Lowell | 8 7 | | | |
| | | | 181 H | Harvard | 3 4 | | 169 A | UMass Lowell | 0 3 | | | |

Non-Div. I Games:

Brown

| RPI | S | Opponent | Score | |
|-----|---|-------------|-------|----|
| 208 | H | Georgetown | 11 | 10 |
| 217 | H | Albany (NY) | 13 | 5 |

Brown

B
r
o
w
n

B
r
o
w
n

| Average RPI Win: 163 | | WON-LOST | WINNING | LAST 10 | STRENGTH OF | | OPP. STRENGTH | TEAM | ADJ | | CONF. | ADJ CONF. |
|-----------------------|----------|----------|-----------|------------------|----------------|-------|------------------|-------|-------------|--------------------|----------|-----------|
| Average RPI Loss: 110 | | RECORD | PCT. RANK | GAMES | SCHEDULE | | OF SCHEDULE | RPI | RPI | | RPI | RPI |
| DIV. I ONLY | | 16-27-0 | .37209 | 239 | 6-4-0 | | 158 | 102 | 215 | | 12 | 12 |
| DIV. I NON-CONF. | | 9-11-0 | .45 | 186 | 3-0-0 | | 243 | 60 | 233 | | 13 | 13 |
| TOTALS | | RPI 1-25 | RPI 26-50 | | W-L RECORDS | | RPI 51-100 | | RPI 101-150 | | RPI 150+ | |
| 16-27-0 | | 0-0-0 | 2-4-0 | | OVERALL | | 3-9-0 | | 3-8-0 | | 8-6-0 | |
| 11-10-0 | | 0-0-0 | 1-2-0 | | HOME | | 2-2-0 | | 2-2-0 | | 6-4-0 | |
| 5-17-0 | | 0-0-0 | 1-2-0 | | AWAY | | 1-7-0 | | 1-6-0 | | 2-2-0 | |
| 0-0-0 | | 0-0-0 | 0-0-0 | | NEUTRAL | | 0-0-0 | | 0-0-0 | | 0-0-0 | |
| 9-11-0 | | 0-0-0 | 0-0-0 | | NON-CONFERENCE | | 3-9-0 | | 0-0-0 | | 6-2-0 | |
| 7-4-0 | | 0-0-0 | 0-0-0 | | HOME | | 2-2-0 | | 0-0-0 | | 5-2-0 | |
| 2-7-0 | | 0-0-0 | 0-0- | | AWAY | | 1-7-0 | | 0-0-0 | | 1-0-0 | |
| 0-0-0 | | 0-0-0 | 0-0-0 | | NEUTRAL | | 0-0-0 | | 0-0-0 | | 0-0-0 | |
| 7-16-0 | | 0-0-0 | 2-4-0 | | CONFERENCE | | 0-0-0 | | 3-8-0 | | 2-4-0 | |
| 4-6-0 | | 0-0-0 | 1-2-0 | | HOME | | 0-0-0 | | 2-2-0 | | 1-2-0 | |
| 3-10-0 | | 0-0-0 | 1-2-0 | | AWAY | | 0-0-0 | | 1-6-0 | | 1-2-0 | |
| 0-0-0 | | 0-0-0 | 0-0-0 | | NEUTRAL | | 0-0-0 | | 0-0-0 | | 0-0-0 | |
| RPI S | Opponent | Score | RPI S | Opponent | Score | RPI S | Opponent | Score | RPI S | Opponent | Score | |
| | | | 26 H | McNeese | 7 4 | 53 A | Oklahoma St. | 2 7 | 129 H | Central Ark. | 0 1 | |
| | | | 26 H | McNeese | 4 13 | 53 A | Oklahoma St. | 3 6 | 129 H | Central Ark. | 3 9 | |
| | | | 26 H | McNeese | 4 5 | 53 A | Oklahoma St. | 4 15 | 129 H | Central Ark. | 3 2 | |
| | | | 38 A | Southeastern La. | 2 3 | 57 H | Louisiana | 6 8 | 135 A | Houston Baptist | 9 3 | |
| | | | 38 A | Southeastern La. | 0 7 | 60 A | Kansas | 2 8 | 135 A | Houston Baptist | 3 13 | |
| | | | 38 A | Southeastern La. | 6 4 | 60 A | Kansas | 7 11 | 135 A | Houston Baptist | 2 4 | |
| | | | | | | 60 A | Kansas | 7 6 | 137 A | Lamar University | 6 12 | |
| | | | | | | 91 H | Cincinnati | 3 2 | 137 H | Lamar University | 11 9 | |
| | | | | | | 91 H | Cincinnati | 2 3 | 141 A | SFA | 2 7 | |
| | | | | | | 91 H | Cincinnati | 6 2 | 141 A | SFA | 2 3 | |
| | | | | | | 96 A | Kansas St. | 4 16 | 141 A | SFA | 2 5 | |
| | | | | | | 96 A | Kansas St. | 9 19 | 155 H | Nicholls St. | 4 8 | |
| | | | | | | | | | 155 H | Nicholls St. | 1 9 | |
| | | | | | | | | | 155 H | Nicholls St. | 8 5 | |
| | | | | | | | | | 187 H | Arkansas St. | 2 3 | |
| | | | | | | | | | 187 H | Arkansas St. | 9 5 | |
| | | | | | | | | | 187 H | Arkansas St. | 3 12 | |
| | | | | | | | | | 220 A | A&M-Corpus Christi | 9 14 | |
| | | | | | | | | | 220 A | A&M-Corpus Christi | 1 9 | |
| | | | | | | | | | 220 A | A&M-Corpus Christi | 6 3 | |
| | | | | | | | | | 234 A | La.-Monroe | 11 2 | |
| | | | | | | | | | 234 H | La.-Monroe | 5 4 | |
| | | | | | | | | | 285 H | Prairie View | 16 1 | |
| | | | | | | | | | 293 H | Mississippi Val. | 11 1 | |
| | | | | | | | | | 293 H | Mississippi Val. | 14 0 | |
| LAST 10 GAMES | | | | | | | | | | | | |
| | | | 135 A | Houston Baptist | 3 13 | 26 H | McNeese | 4 5 | | | | |
| | | | 135 A | Houston Baptist | 9 3 | 26 H | McNeese | 7 4 | | | | |
| | | | 135 A | Houston Baptist | 2 4 | 26 H | McNeese | 4 13 | | | | |
| | | | 293 H | Mississippi Val. | 14 0 | 285 H | Prairie View | 16 1 | | | | |
| | | | 293 H | Mississippi Val. | 11 1 | 38 A | Southeastern La. | 6 4 | | | | |

Non-Div. I Games:

Northwestern St.

| Average RPI Win: 207 | | WON-LOST RECORD | | WINNING PCT. RANK | | LAST 10 GAMES | | STRENGTH OF SCHEDULE | | OPP. STRENGTH OF SCHEDULE | | TEAM RPI | | ADJ RPI | | CONF. RPI | | ADJ CONF. RPI | |
|----------------------|----------|-----------------|----|-------------------|--------------|----------------|----|----------------------|---------------------|---------------------------|----|----------|-------------------|------------|----|-----------|--|---------------|--|
| DIV. I ONLY | | 19-24-0 | | .44186 200 | | 4-5-0 | | 208 | | 248 | | 216 | | .46692 216 | | 28 | | 28 | |
| DIV. I NON-CONF. | | 7-16-0 | | .30435 250 | | 0-1-0 | | 160 | | 69 | | 223 | | .46533 221 | | 30 | | 30 | |
| TOTALS | | RPI 1-25 | | RPI 26-50 | | W-L RECORDS | | RPI 51-100 | | RPI 101-150 | | RPI 150+ | | | | | | | |
| 19-24-0 | | 0-3-0 | | 1-0-0 | | OVERALL | | 2-5-0 | | 2-4-0 | | 14-12-0 | | | | | | | |
| 10-5-0 | | 0-0-0 | | 0-0-0 | | HOME | | 0-0-0 | | 1-0-0 | | 9-5-0 | | | | | | | |
| 7-14-0 | | 0-3-0 | | 1-0-0 | | AWAY | | 1-2-0 | | 1-4-0 | | 4-5-0 | | | | | | | |
| 2-5-0 | | 0-0-0 | | 0-0-0 | | NEUTRAL | | 1-3-0 | | 0-0-0 | | 1-2-0 | | | | | | | |
| 7-16-0 | | 0-3-0 | | 1-0-0 | | NON-CONFERENCE | | 2-5-0 | | 2-4-0 | | 2-4-0 | | | | | | | |
| 2-1-0 | | 0-0-0 | | 0-0-0 | | HOME | | 0-0-0 | | 1-0-0 | | 1-1-0 | | | | | | | |
| 3-10-0 | | 0-3-0 | | 1-0- | | AWAY | | 1-2-0 | | 1-4-0 | | 0-1-0 | | | | | | | |
| 2-5-0 | | 0-0-0 | | 0-0-0 | | NEUTRAL | | 1-3-0 | | 0-0-0 | | 1-2-0 | | | | | | | |
| 12-8-0 | | 0-0-0 | | 0-0-0 | | CONFERENCE | | 0-0-0 | | 0-0-0 | | 12-8-0 | | | | | | | |
| 8-4-0 | | 0-0-0 | | 0-0-0 | | HOME | | 0-0-0 | | 0-0-0 | | 8-4-0 | | | | | | | |
| 4-4-0 | | 0-0-0 | | 0-0-0 | | AWAY | | 0-0-0 | | 0-0-0 | | 4-4-0 | | | | | | | |
| 0-0-0 | | 0-0-0 | | 0-0-0 | | NEUTRAL | | 0-0-0 | | 0-0-0 | | 0-0-0 | | | | | | | |
| RPI S | Opponent | Score | | RPI S | Opponent | Score | | RPI S | Opponent | Score | | RPI S | Opponent | Score | | | | | |
| 18 A | Auburn | 0 | 7 | 48 A | Rhode Island | 7 | 3 | 67 N | Yale | 3 | 4 | 125 H | Dartmouth | 5 | 2 | | | | |
| 18 A | Auburn | 4 | 13 | | | | | 67 N | Yale | 8 | 7 | 136 A | UC Riverside | 2 | 5 | | | | |
| 18 A | Auburn | 0 | 4 | | | | | 67 N | Yale | 0 | 4 | 136 A | UC Riverside | 8 | 9 | | | | |
| | | | | | | | | 67 N | Yale | 1 | 7 | 136 A | UC Riverside | 6 | 14 | | | | |
| | | | | | | | | 79 A | Southern California | 2 | 5 | 136 A | UC Riverside | 5 | 4 | | | | |
| | | | | | | | | 79 A | Southern California | 6 | 4 | 147 A | Hartford | 6 | 7 | | | | |
| | | | | | | | | 79 A | Southern California | 3 | 6 | 163 N | Central Conn. St. | 2 | 3 | | | | |
| | | | | | | | | | | | | 180 A | CSUN | 5 | 10 | | | | |
| | | | | | | | | | | | | 191 H | Navy | 6 | 3 | | | | |
| | | | | | | | | | | | | 191 H | Navy | 8 | 11 | | | | |
| | | | | | | | | | | | | 191 H | Navy | 8 | 7 | | | | |
| | | | | | | | | | | | | 191 H | Navy | 1 | 6 | | | | |
| | | | | | | | | | | | | 231 A | Army West Point | 6 | 1 | | | | |
| | | | | | | | | | | | | 231 A | Army West Point | 2 | 9 | | | | |
| | | | | | | | | | | | | 231 A | Army West Point | 2 | 0 | | | | |
| | | | | | | | | | | | | 231 A | Army West Point | 16 | 1 | | | | |
| | | | | | | | | | | | | 244 H | Bucknell | 5 | 11 | | | | |
| | | | | | | | | | | | | 244 H | Bucknell | 5 | 3 | | | | |
| | | | | | | | | | | | | 244 H | Bucknell | 14 | 6 | | | | |
| | | | | | | | | | | | | 244 H | Bucknell | 11 | 2 | | | | |
| | | | | | | | | | | | | 256 H | Siena | 3 | 8 | | | | |
| | | | | | | | | | | | | 264 H | Massachusetts | 15 | 5 | | | | |
| | | | | | | | | | | | | 276 N | Wagner | 2 | 6 | | | | |
| | | | | | | | | | | | | 276 N | Wagner | 3 | 2 | | | | |
| | | | | | | | | | | | | 283 H | Lehigh | 7 | 3 | | | | |
| | | | | | | | | | | | | 283 H | Lehigh | 1 | 0 | | | | |
| | | | | | | | | | | | | 283 H | Lehigh | 0 | 2 | | | | |
| LAST 10 GAMES | | | | 147 A | Hartford | 6 | 7 | 244 H | Bucknell | 14 | 6 | 276 N | Wagner | 2 | 6 | | | | |
| | | | | 291 A | Lafayette | 9 | 10 | 244 H | Bucknell | 11 | 2 | 276 N | Wagner | 3 | 2 | | | | |
| | | | | 291 A | Lafayette | 7 | 10 | 244 H | Bucknell | 5 | 11 | 283 H | Lehigh | 7 | 3 | | | | |
| | | | | 291 A | Lafayette | 8 | 7 | 244 H | Bucknell | 5 | 3 | 283 H | Lehigh | 1 | 0 | | | | |
| | | | | 291 A | Lafayette | 7 | 8 | 256 H | Siena | 3 | 8 | 283 H | Lehigh | 0 | 2 | | | | |

Non-Div. I Games:

Holy Cross

| RPI | S | Opponent | Score | |
|-----|---|-----------|-------|----|
| 283 | H | Lehigh | 8 | 1 |
| 291 | A | Lafayette | 8 | 7 |
| 291 | A | Lafayette | 7 | 10 |
| 291 | A | Lafayette | 9 | 10 |
| 291 | A | Lafayette | 7 | 8 |

Holy Cross

H
o
l
y
C
r
o
s
s

H
o
l
y
C
r
o
s
s

[illegible]

Non-Div. I Games:

Albany (NY)

| RPI | S | Opponent | Score | |
|-----|---|----------|-------|---|
| 274 | N | Hofstra | 3 | 1 |
| 274 | N | Hofstra | 7 | 6 |
| 296 | A | NYIT | 0 | 3 |
| 296 | A | NYIT | 8 | 1 |

Albany (NY)

A
l
b
a
n
y
(
N
Y
)

A
l
b
a
n
y
(
N
Y
)

| Average RPI Win: | 192 | WON-LOST RECORD | WINNING PCT. RANK | LAST 10 GAMES | STRENGTH OF SCHEDULE | OPP. STRENGTH OF SCHEDULE | TEAM RPI | ADJ RPI | CONF. RPI | ADJ CONF. RPI | |
|-------------------|----------|-----------------|-------------------|----------------|----------------------|---------------------------|-------------|------------|-----------|----------------|-------|
| Average RPI Loss: | 158 | | | | | | | | | | |
| DIV. I ONLY | | 15-22-0 | .40541 219 | 5-5-0 | 184 | 191 | 218 | .46633 218 | 23 | 23 | |
| DIV. I NON-CONF. | | 9-13-0 | .40909 209 | 2-1-0 | 196 | 185 | 218 | .468 216 | 24 | 24 | |
| <hr/> | | | | | | | | | | | |
| TOTALS | RPI 1-25 | RPI 26-50 | | W-L RECORDS | RPI 51-100 | | RPI 101-150 | | RPI 150+ | | |
| 15-22-0 | 0-2-0 | 0-2-0 | | OVERALL | 0-1-0 | | 5-2-0 | | 10-15-0 | | |
| 10-3-0 | 0-0-0 | 0-0-0 | | HOME | 0-0-0 | | 3-0-0 | | 7-3-0 | | |
| 5-14-0 | 0-1-0 | 0-1-0 | | AWAY | 0-0-0 | | 2-2-0 | | 3-10-0 | | |
| 0-5-0 | 0-1-0 | 0-1-0 | | NEUTRAL | 0-1-0 | | 0-0-0 | | 0-2-0 | | |
| 9-13-0 | 0-2-0 | 0-2-0 | | NON-CONFERENCE | 0-1-0 | | 4-0-0 | | 5-8-0 | | |
| 6-1-0 | 0-0-0 | 0-0-0 | | HOME | 0-0-0 | | 3-0-0 | | 3-1-0 | | |
| 3-7-0 | 0-1-0 | 0-0- | | AWAY | 0-0-0 | | 1-0-0 | | 2-5-0 | | |
| 0-5-0 | 0-1-0 | 0-1-0 | | NEUTRAL | 0-1-0 | | 0-0-0 | | 0-2-0 | | |
| 6-9-0 | 0-0-0 | 0-0-0 | | CONFERENCE | 0-0-0 | | 1-2-0 | | 5-7-0 | | |
| 4-2-0 | 0-0-0 | 0-0-0 | | HOME | 0-0-0 | | 0-0-0 | | 4-2-0 | | |
| 2-7-0 | 0-0-0 | 0-0-0 | | AWAY | 0-0-0 | | 1-2-0 | | 1-5-0 | | |
| 0-0-0 | 0-0-0 | 0-0-0 | | NEUTRAL | 0-0-0 | | 0-0-0 | | 0-0-0 | | |
| RPI S | Opponent | Score | RPI S | Opponent | Score | RPI S | Opponent | Score | RPI S | Opponent | Score |
| 3 N | Kentucky | 9 16 | 37 A | Old Dominion | 6 7 | 67 N | Yale | 9 13 | 107 A | VCU | 8 6 |
| 20 A | Maryland | 5 11 | 46 N | UConn | 0 11 | | | | 107 A | VCU | 4 5 |
| | | | | | | | | | 107 A | VCU | 6 7 |
| | | | | | | | | | 111 A | William & Mary | 3 2 |
| | | | | | | | | | 127 H | Bryant | 5 1 |
| | | | | | | | | | 127 H | Bryant | 5 4 |
| | | | | | | | | | 127 H | Bryant | 4 1 |
| | | | | | | | | | 165 A | Delaware | 6 11 |
| | | | | | | | | | 165 H | Delaware | 7 6 |
| | | | | | | | | | 165 N | Delaware | 8 10 |
| | | | | | | | | | 172 A | Davidson | 7 1 |
| | | | | | | | | | 172 A | Davidson | 7 10 |
| | | | | | | | | | 172 A | Davidson | 3 5 |
| | | | | | | | | | 196 H | George Mason | 5 2 |
| | | | | | | | | | 196 H | George Mason | 5 2 |
| | | | | | | | | | 196 H | George Mason | 1 4 |
| | | | | | | | | | 199 A | Stetson | 2 6 |
| | | | | | | | | | 204 N | Western Mich. | 2 9 |
| | | | | | | | | | 207 A | Pepperdine | 5 9 |
| | | | | | | | | | 207 A | Pepperdine | 0 8 |
| | | | | | | | | | 207 A | Pepperdine | 5 7 |
| | | | | | | | | | 226 A | Fordham | 0 5 |
| | | | | | | | | | 226 A | Fordham | 1 2 |
| | | | | | | | | | 226 A | Fordham | 3 4 |
| | | | | | | | | | 246 A | Rider | 13 5 |
| | | | | | | | | | 250 A | Villanova | 6 5 |
| | | | | | | | | | 250 H | Villanova | 3 7 |
| LAST 10 GAMES | | | | | | | | | | | |
| 165 H | Delaware | 7 6 | 260 H | Richmond | 1 0 | 226 A | Fordham | 1 2 | 250 H | Villanova | 3 7 |
| 107 A | VCU | 4 5 | 260 H | Richmond | 2 1 | 226 A | Fordham | 3 4 | | | |
| 107 A | VCU | 8 6 | 260 H | Richmond | 2 10 | 246 A | Rider | 13 5 | | | |
| 107 A | VCU | 6 7 | 165 A | Delaware | 6 11 | 250 A | Villanova | 6 5 | | | |
| 246 A | Rider | 13 5 | 226 A | Fordham | 1 2 | 250 H | Villanova | 3 7 | | | |

Non-Div. I Games:

Saint Joseph's

| RPI | S | Opponent | Score | |
|-----|---|-----------|-------|----|
| 250 | H | Villanova | 9 | 1 |
| 260 | H | Richmond | 2 | 1 |
| 260 | H | Richmond | 2 | 10 |
| 260 | H | Richmond | 1 | 0 |
| 291 | H | Lafayette | 11 | 1 |

Saint Joseph's

S
a
i
n
t
J
o
s
e
p
h
'
s

S
a
i
n
t
J
o
s
e
p
h
'
s

| Average RPI Win: 176 | | WON-LOST RECORD | | WINNING PCT. RANK | | LAST 10 GAMES | | STRENGTH OF SCHEDULE | | OPP. STRENGTH OF SCHEDULE | | TEAM RPI | | ADJ RPI | | CONF. RPI | | ADJ CONF. RPI | |
|----------------------|---|-----------------|--|-------------------|-----|----------------|----|----------------------|-----|---------------------------|----------------|----------|----|----------|-----|-----------------|----|---------------|--|
| DIV. I ONLY | | 16-28-0 | | .36364 | 244 | 3-7-0 | | 115 | | 189 | | 220 | | .46448 | 219 | 9 | | 9 | |
| DIV. I NON-CONF. | | 9-14-0 | | .3913 | 217 | 1-1-0 | | 106 | | 261 | | 206 | | .47307 | 205 | 10 | | 10 | |
| TOTALS | | RPI 1-25 | | RPI 26-50 | | W-L RECORDS | | RPI 51-100 | | RPI 101-150 | | RPI 150+ | | | | | | | |
| 16-28-0 | | 0-0-0 | | 0-4-0 | | OVERALL | | 4-9-0 | | 4-9-0 | | 8-6-0 | | | | | | | |
| 11-12-0 | | 0-0-0 | | 0-1-0 | | HOME | | 2-4-0 | | 2-3-0 | | 7-4-0 | | | | | | | |
| 4-16-0 | | 0-0-0 | | 0-3-0 | | AWAY | | 2-5-0 | | 1-6-0 | | 1-2-0 | | | | | | | |
| 1-0-0 | | 0-0-0 | | 0-0-0 | | NEUTRAL | | 0-0-0 | | 1-0-0 | | 0-0-0 | | | | | | | |
| 9-14-0 | | 0-0-0 | | 0-4-0 | | NON-CONFERENCE | | 2-2-0 | | 3-7-0 | | 4-1-0 | | | | | | | |
| 7-4-0 | | 0-0-0 | | 0-1-0 | | HOME | | 2-1-0 | | 1-1-0 | | 4-1-0 | | | | | | | |
| 1-10-0 | | 0-0-0 | | 0-0- | | AWAY | | 0-1-0 | | 1-6-0 | | 0-0-0 | | | | | | | |
| 1-0-0 | | 0-0-0 | | 0-0-0 | | NEUTRAL | | 0-0-0 | | 1-0-0 | | 0-0-0 | | | | | | | |
| 7-14-0 | | 0-0-0 | | 0-0-0 | | CONFERENCE | | 2-7-0 | | 1-2-0 | | 4-5-0 | | | | | | | |
| 4-8-0 | | 0-0-0 | | 0-0-0 | | HOME | | 0-3-0 | | 1-2-0 | | 3-3-0 | | | | | | | |
| 3-6-0 | | 0-0-0 | | 0-0-0 | | AWAY | | 2-4-0 | | 0-0-0 | | 1-2-0 | | | | | | | |
| 0-0-0 | | 0-0-0 | | 0-0-0 | | NEUTRAL | | 0-0-0 | | 0-0-0 | | 0-0-0 | | | | | | | |
| RPI | S | Opponent | | Score | | RPI | S | Opponent | | Score | | RPI | S | Opponent | | Score | | | |
| | | | | 27 | A | Oklahoma | 5 | 10 | 57 | H | Louisiana | 4 | 7 | 101 | H | Troy | 6 | 7 | |
| | | | | 35 | A | Ole Miss | 4 | 5 | 57 | H | Louisiana | 4 | 9 | 101 | H | Troy | 3 | 6 | |
| | | | | 44 | A | Louisiana Tech | 2 | 4 | 57 | H | Louisiana | 3 | 5 | 101 | H | Troy | 10 | 3 | |
| | | | | 44 | H | Louisiana Tech | 6 | 10 | 71 | A | Missouri | 8 | 11 | 103 | A | Oral Roberts | 3 | 8 | |
| | | | | | | | | | 85 | A | Ga. Southern | 0 | 5 | 103 | A | Oral Roberts | 4 | 10 | |
| | | | | | | | | | 85 | A | Ga. Southern | 11 | 4 | 103 | A | Oral Roberts | 3 | 4 | |
| | | | | | | | | | 85 | A | Ga. Southern | 2 | 9 | 103 | H | Oral Roberts | 1 | 8 | |
| | | | | | | | | | 95 | H | Purdue | 2 | 0 | 129 | A | Central Ark. | 3 | 12 | |
| | | | | | | | | | 95 | H | Purdue | 13 | 0 | 129 | N | Central Ark. | 11 | 6 | |
| | | | | | | | | | 95 | H | Purdue | 4 | 6 | 141 | A | SFA | 4 | 6 | |
| | | | | | | | | | 100 | A | UT Arlington | 9 | 4 | 141 | A | SFA | 8 | 3 | |
| | | | | | | | | | 100 | A | UT Arlington | 0 | 2 | 141 | A | SFA | 2 | 5 | |
| | | | | | | | | | 100 | A | UT Arlington | 5 | 10 | 141 | H | SFA | 10 | 4 | |
| | | | | | | | | | | | | | | 164 | H | Texas St. | 6 | 5 | |
| | | | | | | | | | | | | | | 164 | H | Texas St. | 9 | 4 | |
| | | | | | | | | | | | | | | 164 | H | Texas St. | 3 | 7 | |
| | | | | | | | | | | | | | | 175 | H | Appalachian St. | 6 | 7 | |
| | | | | | | | | | | | | | | 175 | H | Appalachian St. | 2 | 3 | |
| | | | | | | | | | | | | | | 175 | H | Appalachian St. | 6 | 2 | |
| | | | | | | | | | | | | | | 234 | A | La.-Monroe | 5 | 1 | |
| | | | | | | | | | | | | | | 234 | A | La.-Monroe | 1 | 7 | |
| | | | | | | | | | | | | | | 234 | A | La.-Monroe | 4 | 6 | |
| | | | | | | | | | | | | | | 284 | H | Ark.-Pine Bluff | 1 | 2 | |
| | | | | | | | | | | | | | | 297 | H | Fort Wayne | 3 | 2 | |
| | | | | | | | | | | | | | | 297 | H | Fort Wayne | 9 | 5 | |
| | | | | | | | | | | | | | | 297 | H | Fort Wayne | 5 | 1 | |
| | | | | | | | | | | | | | | 297 | H | Fort Wayne | 17 | 2 | |
| | | | | LAST 10 GAMES | | | | | | | | | | | | | | | |
| | | | | 85 | A | Ga. Southern | 2 | 9 | 57 | H | Louisiana | 4 | 7 | 284 | H | Ark.-Pine Bluff | 1 | 2 | |
| | | | | 85 | A | Ga. Southern | 0 | 5 | 57 | H | Louisiana | 4 | 9 | 297 | H | Fort Wayne | 3 | 2 | |
| | | | | 85 | A | Ga. Southern | 11 | 4 | 44 | H | Louisiana Tech | 6 | 10 | 297 | H | Fort Wayne | 9 | 5 | |
| | | | | 129 | N | Central Ark. | 11 | 6 | 100 | A | UT Arlington | 5 | 10 | 297 | H | Fort Wayne | 5 | 1 | |
| | | | | 57 | H | Louisiana | 3 | 5 | 100 | A | UT Arlington | 9 | 4 | 297 | H | Fort Wayne | 17 | 2 | |

Non-Div. I Games:

Little Rock

| | | | | | | | | | | | | | | | | | | | |
|----------------------|---|-----------------|--|-------------------|----|----------------|---|----------------------|--|---------------------------|----|----------|---|------------------|--|-----------|----|---------------|--|
| Average RPI Win: 173 | | WON-LOST RECORD | | WINNING PCT. RANK | | LAST 10 GAMES | | STRENGTH OF SCHEDULE | | OPP. STRENGTH OF SCHEDULE | | TEAM RPI | | ADJ RPI | | CONF. RPI | | ADJ CONF. RPI | |
| DIV. I ONLY | | 14-29-0 | | .32558 260 | | 2-8-0 | | 92 | | 131 | | 219 | | .46415 220 | | 12 | | 12 | |
| DIV. I NON-CONF. | | 6-15-0 | | .28571 258 | | 0-3-0 | | 117 | | 117 | | 236 | | .45741 237 | | 13 | | 13 | |
| TOTALS | | RPI 1-25 | | RPI 26-50 | | W-L RECORDS | | RPI 51-100 | | RPI 101-150 | | RPI 150+ | | | | | | | |
| 14-29-0 | | 0-2-0 | | 2-3-0 | | OVERALL | | 0-8-0 | | 4-11-0 | | 8-5-0 | | | | | | | |
| 8-18-0 | | 0-1-0 | | 2-2-0 | | HOME | | 0-5-0 | | 2-6-0 | | 4-4-0 | | | | | | | |
| 6-11-0 | | 0-1-0 | | 0-1-0 | | AWAY | | 0-3-0 | | 2-5-0 | | 4-1-0 | | | | | | | |
| 0-0-0 | | 0-0-0 | | 0-0-0 | | NEUTRAL | | 0-0-0 | | 0-0-0 | | 0-0-0 | | | | | | | |
| 6-15-0 | | 0-2-0 | | 0-2-0 | | NON-CONFERENCE | | 0-5-0 | | 1-2-0 | | 5-4-0 | | | | | | | |
| 1-12-0 | | 0-1-0 | | 0-1-0 | | HOME | | 0-5-0 | | 0-2-0 | | 1-3-0 | | | | | | | |
| 5-3-0 | | 0-1-0 | | 0-0- | | AWAY | | 0-0-0 | | 1-0-0 | | 4-1-0 | | | | | | | |
| 0-0-0 | | 0-0-0 | | 0-0-0 | | NEUTRAL | | 0-0-0 | | 0-0-0 | | 0-0-0 | | | | | | | |
| 8-14-0 | | 0-0-0 | | 2-1-0 | | CONFERENCE | | 0-3-0 | | 3-9-0 | | 3-1-0 | | | | | | | |
| 7-6-0 | | 0-0-0 | | 2-1-0 | | HOME | | 0-0-0 | | 2-4-0 | | 3-1-0 | | | | | | | |
| 1-8-0 | | 0-0-0 | | 0-0-0 | | AWAY | | 0-3-0 | | 1-5-0 | | 0-0-0 | | | | | | | |
| 0-0-0 | | 0-0-0 | | 0-0-0 | | NEUTRAL | | 0-0-0 | | 0-0-0 | | 0-0-0 | | | | | | | |
| RPI | S | Opponent | | Score | | RPI | S | Opponent | | Score | | RPI | S | Opponent | | Score | | | |
| 22 | A | Texas | | 0 | 15 | 32 | H | Houston | | 2 | 4 | 71 | H | Missouri | | 6 | 7 | | |
| 22 | H | Texas | | 2 | 12 | 33 | A | Texas A&M | | 2 | 5 | 71 | H | Missouri | | 0 | 9 | | |
| | | | | | | 38 | H | Southeastern La. | | 5 | 8 | 77 | A | Sam Houston St. | | 1 | 19 | | |
| | | | | | | 38 | H | Southeastern La. | | 3 | 2 | 77 | A | Sam Houston St. | | 3 | 12 | | |
| | | | | | | 38 | H | Southeastern La. | | 5 | 4 | 77 | A | Sam Houston St. | | 3 | 6 | | |
| | | | | | | | | | | | | 100 | H | UT Arlington | | 2 | 4 | | |
| | | | | | | | | | | | | 100 | H | UT Arlington | | 3 | 7 | | |
| | | | | | | | | | | | | 100 | H | UT Arlington | | 6 | 8 | | |
| | | | | | | | | | | | | | | Illinois | | 14 | 15 | | |
| | | | | | | | | | | | | 137 | A | Lamar University | | 4 | 6 | | |
| | | | | | | | | | | | | 137 | A | Lamar University | | 2 | 8 | | |
| | | | | | | | | | | | | 137 | A | Lamar University | | 2 | 4 | | |
| | | | | | | | | | | | | 141 | H | SFA | | 8 | 5 | | |
| | | | | | | | | | | | | 141 | H | SFA | | 1 | 5 | | |
| | | | | | | | | | | | | 141 | H | SFA | | 4 | 9 | | |
| | | | | | | | | | | | | 159 | H | Bradley | | 10 | 7 | | |
| | | | | | | | | | | | | 159 | H | Bradley | | 5 | 9 | | |
| | | | | | | | | | | | | 159 | H | Bradley | | 6 | 7 | | |
| | | | | | | | | | | | | 215 | H | Northwestern St. | | 9 | 1 | | |
| | | | | | | | | | | | | 215 | H | Northwestern St. | | 3 | 6 | | |
| | | | | | | | | | | | | 215 | H | Northwestern St. | | 14 | 9 | | |
| | | | | | | LAST 10 GAMES | | | | | | | | | | | | | |
| | | | | | | 233 | A | UTRGV | | 3 | 13 | 141 | H | SFA | | 1 | 5 | | |
| | | | | | | 129 | H | Central Ark. | | 3 | 2 | 141 | H | SFA | | 8 | 5 | | |
| | | | | | | 129 | H | Central Ark. | | 13 | 15 | 141 | H | SFA | | 4 | 9 | | |
| | | | | | | 129 | H | Central Ark. | | 4 | 8 | 233 | H | UTRGV | | 3 | 4 | | |
| | | | | | | 33 | A | Texas A&M | | 2 | 5 | 137 | A | Lamar University | | 4 | 6 | | |
| | | | | | | | | | | | | 233 | A | UTRGV | | 7 | 6 | | |
| | | | | | | | | | | | | 233 | A | UTRGV | | 4 | 1 | | |
| | | | | | | | | | | | | 233 | A | UTRGV | | 7 | 1 | | |
| | | | | | | | | | | | | 233 | A | UTRGV | | 3 | 13 | | |
| | | | | | | | | | | | | 233 | H | UTRGV | | 3 | 4 | | |
| | | | | | | | | | | | | 264 | H | Incarnate Word | | 10 | 8 | | |

| | | | | | | |
|-------------------|------------------|---|---|------------------|---|---|
| Non-Div. I Games: | Houston-Victoria | 3 | 5 | Houston-Victoria | 7 | 5 |
|-------------------|------------------|---|---|------------------|---|---|

A&M-Corpus Christi

| RPI | S | Opponent | Score | |
|-----|---|--------------|-------|---|
| 285 | A | Prairie View | 11 | 5 |

A&M-Corpus Christi
r
i
s
t
i

A
&
M
-
C
o
r
p
u
s
C
h
r
i
s
t
i

[illegible]

| | | | | | | |
|-------------------|------------------|----|----|------------------|---|---|
| Non-Div. I Games: | UC-Colo. Springs | 24 | 10 | UC-Colo. Springs | 9 | 8 |
|-------------------|------------------|----|----|------------------|---|---|

Air Force

Air Force

| | | | | | | | | | | | | | |
|-------------------|----------|-----------|-----------|-----------------------|-------------|----------------|-------|-------------|-------|-----------------------|-------|----|----|
| Average RPI Win: | 189 | WON-LOST | WINNING | LAST 10 | STRENGTH OF | OPP. STRENGTH | TEAM | ADJ | CONF. | ADJ CONF. | | | |
| Average RPI Loss: | 159 | RECORD | PCT. RANK | GAMES | SCHEDULE | OF SCHEDULE | RPI | RPI | RPI | RPI | | | |
| DIV. I ONLY | 22-23-0 | .48889 | 162 | 5-5-0 | 248 | 166 | 222 | .46325 | 222 | 25 | 25 | | |
| DIV. I NON-CONF. | 15-12-0 | .55556 | 111 | 2-2-0 | 240 | 70 | 186 | .48243 | 186 | 26 | 26 | | |
| <hr/> | | | | | | | | | | | | | |
| TOTALS | RPI 1-25 | RPI 26-50 | | W-L RECORDS | | RPI 51-100 | | RPI 101-150 | | RPI 150+ | | | |
| 22-23-0 | 0-0-0 | 0-0-0 | | OVERALL | | 2-5-0 | | 6-6-0 | | 14-12-0 | | | |
| 14-13-0 | 0-0-0 | 0-0-0 | | HOME | | 1-2-0 | | 5-5-0 | | 8-6-0 | | | |
| 8-10-0 | 0-0-0 | 0-0-0 | | AWAY | | 1-3-0 | | 1-1-0 | | 6-6-0 | | | |
| 0-0-0 | 0-0-0 | 0-0-0 | | NEUTRAL | | 0-0-0 | | 0-0-0 | | 0-0-0 | | | |
| <hr/> | | | | | | | | | | | | | |
| 15-12-0 | 0-0-0 | 0-0-0 | | NON-CONFERENCE | | 2-5-0 | | 4-2-0 | | 9-5-0 | | | |
| 11-7-0 | 0-0-0 | 0-0-0 | | HOME | | 1-2-0 | | 3-1-0 | | 7-4-0 | | | |
| 4-5-0 | 0-0-0 | 0-0- | | AWAY | | 1-3-0 | | 1-1-0 | | 2-1-0 | | | |
| 0-0-0 | 0-0-0 | 0-0-0 | | NEUTRAL | | 0-0-0 | | 0-0-0 | | 0-0-0 | | | |
| <hr/> | | | | | | | | | | | | | |
| 7-11-0 | 0-0-0 | 0-0-0 | | CONFERENCE | | 0-0-0 | | 2-4-0 | | 5-7-0 | | | |
| 3-6-0 | 0-0-0 | 0-0-0 | | HOME | | 0-0-0 | | 2-4-0 | | 1-2-0 | | | |
| 4-5-0 | 0-0-0 | 0-0-0 | | AWAY | | 0-0-0 | | 0-0-0 | | 4-5-0 | | | |
| 0-0-0 | 0-0-0 | 0-0-0 | | NEUTRAL | | 0-0-0 | | 0-0-0 | | 0-0-0 | | | |
| <hr/> | | | | | | | | | | | | | |
| RPI | S | Opponent | Score | RPI | S | Opponent | Score | RPI | S | Opponent | Score | | |
| | | | | 52 A Washington | | | | 7 | 1 | 112 H Washington St. | | 6 | 4 |
| | | | | 52 A Washington | | | | 5 | 8 | 112 H Washington St. | | 3 | 4 |
| | | | | 52 A Washington | | | | 2 | 3 | 112 H Washington St. | | 10 | 2 |
| | | | | 52 A Washington | | | | 0 | 4 | 113 H Grand Canyon | | 2 | 8 |
| | | | | 74 H Minnesota | | | | 3 | 2 | 113 H Grand Canyon | | 1 | 2 |
| | | | | 74 H Minnesota | | | | 2 | 9 | 113 H Grand Canyon | | 7 | 1 |
| | | | | 74 H Minnesota | | | | 2 | 5 | 124 H New Mexico St. | | 4 | 8 |
| | | | | | | | | | | 124 H New Mexico St. | | 2 | 5 |
| | | | | | | | | | | 124 H New Mexico St. | | 2 | 1 |
| | | | | | | | | | | 132 A San Francisco | | 6 | 14 |
| | | | | | | | | | | 132 H San Francisco | | 9 | 5 |
| | | | | | | | | | | 150 A Wichita St. | | 3 | 2 |
| | | | | | | | | | | 160 A UC Davis | | 6 | 7 |
| | | | | | | | | | | 160 H UC Davis | | 1 | 0 |
| | | | | | | | | | | 162 H CSU Bakersfield | | 3 | 8 |
| | | | | | | | | | | 162 H CSU Bakersfield | | 11 | 1 |
| | | | | | | | | | | 162 H CSU Bakersfield | | 3 | 4 |
| | | | | | | | | | | 190 H Fresno St. | | 0 | 9 |
| | | | | | | | | | | 213 H Penn St. | | 2 | 4 |
| | | | | | | | | | | 213 H Penn St. | | 11 | 3 |
| | | | | | | 213 H Penn St. | | 1 | 6 | | | | |
| | | | | LAST 10 GAMES | | | | | | | | | |
| | | | | 227 H Nevada | | | | 5 | 6 | 227 H Nevada | | 5 | 6 |
| | | | | 162 H CSU Bakersfield | | | | 3 | 8 | 239 H Northern Ky. | | 10 | 0 |
| | | | | 162 H CSU Bakersfield | | | | 11 | 1 | 239 H Northern Ky. | | 2 | 0 |
| | | | | 162 H CSU Bakersfield | | | | 3 | 4 | 239 H Northern Ky. | | 12 | 11 |
| | | | | 245 A Pacific | | | | 5 | 2 | 239 H Northern Ky. | | 6 | 5 |
| | | | | 280 A Seattle U | | | | 4 | 7 | | | | |
| | | | | 280 A Seattle U | | | | 9 | 0 | | | | |
| | | | | 280 A Seattle U | | | | 3 | 2 | | | | |
| | | | | 132 A San Francisco | | | | 6 | 14 | | | | |
| | | | | 132 H San Francisco | | | | 9 | 5 | | | | |

Non-Div. I Games:

Sacramento St.

| RPI | S | Opponent | Score | |
|-----|---|----------------|-------|---|
| 245 | A | Pacific | 5 | 2 |
| 245 | H | Pacific | 9 | 1 |
| 255 | A | Utah Valley | 6 | 7 |
| 255 | A | Utah Valley | 9 | 1 |
| 255 | A | Utah Valley | 12 | 4 |
| 261 | A | Northern Colo. | 5 | 7 |
| 261 | A | Northern Colo. | 7 | 8 |
| 261 | A | Northern Colo. | 5 | 9 |
| 280 | A | Seattle U | 4 | 7 |
| 280 | A | Seattle U | 9 | 0 |
| 280 | A | Seattle U | 3 | 2 |

Sacramento St.

S
a
c
r
a
m
e
n
t
o
s
t
.

S
a
c
r
a
m
e
n
t
o
s
t
.

| Average RPI Win: | | 211 | WON-LOST RECORD | | WINNING PCT. RANK | | LAST 10 GAMES | | STRENGTH OF SCHEDULE | | OPP. STRENGTH OF SCHEDULE | | TEAM RPI | | ADJ RPI | | CONF. RPI | | ADJ CONF. RPI | | | | |
|-------------------|---|----------|-----------------|-----------|-------------------|----------------|---------------|-----------------|----------------------|-------------|---------------------------|----------|----------|---------------|------------|-------|-----------|-----|---------------|--------------------|--|----|----|
| Average RPI Loss: | | 140 | | | | | | | | | | | | | | | | | | | | | |
| DIV. I ONLY | | | 19-21-0 | | .475 177 | | 2-8-0 | | 245 | | 185 | | 223 | | .46312 223 | | 22 | | 22 | | | | |
| DIV. I NON-CONF. | | | 16-9-0 | | .64 61 | | 2-2-0 | | 274 | | 232 | | 173 | | .48671 173 | | 23 | | 23 | | | | |
| TOTALS | | RPI 1-25 | | RPI 26-50 | | W-L RECORDS | | RPI 51-100 | | RPI 101-150 | | RPI 150+ | | | | | | | | | | | |
| 19-21-0 | | 0-1-0 | | 1-2-0 | | OVERALL | | 1-2-0 | | 1-3-0 | | 16-13-0 | | | | | | | | | | | |
| 12-8-0 | | 0-0-0 | | 0-0-0 | | HOME | | 0-1-0 | | 0-0-0 | | 12-7-0 | | | | | | | | | | | |
| 5-12-0 | | 0-1-0 | | 1-1-0 | | AWAY | | 1-1-0 | | 1-3-0 | | 2-6-0 | | | | | | | | | | | |
| 2-1-0 | | 0-0-0 | | 0-1-0 | | NEUTRAL | | 0-0-0 | | 0-0-0 | | 2-0-0 | | | | | | | | | | | |
| 16-9-0 | | 0-1-0 | | 1-2-0 | | NON-CONFERENCE | | 1-2-0 | | 1-0-0 | | 13-4-0 | | | | | | | | | | | |
| 9-5-0 | | 0-0-0 | | 0-0-0 | | HOME | | 0-1-0 | | 0-0-0 | | 9-4-0 | | | | | | | | | | | |
| 5-3-0 | | 0-1-0 | | 1-0- | | AWAY | | 1-1-0 | | 1-0-0 | | 2-0-0 | | | | | | | | | | | |
| 2-1-0 | | 0-0-0 | | 0-1-0 | | NEUTRAL | | 0-0-0 | | 0-0-0 | | 2-0-0 | | | | | | | | | | | |
| 3-12-0 | | 0-0-0 | | 0-0-0 | | CONFERENCE | | 0-0-0 | | 0-3-0 | | 3-9-0 | | | | | | | | | | | |
| 3-3-0 | | 0-0-0 | | 0-0-0 | | HOME | | 0-0-0 | | 0-0-0 | | 3-3-0 | | | | | | | | | | | |
| 0-9-0 | | 0-0-0 | | 0-0-0 | | AWAY | | 0-0-0 | | 0-3-0 | | 0-6-0 | | | | | | | | | | | |
| 0-0-0 | | 0-0-0 | | 0-0-0 | | NEUTRAL | | 0-0-0 | | 0-0-0 | | 0-0-0 | | | | | | | | | | | |
| RPI | S | Opponent | | Score | | RPI | S | Opponent | | Score | | RPI | S | Opponent | | Score | | | | | | | |
| 10 | A | Virginia | | 2 | 7 | 36 | N | St. John's (NY) | | 1 | 13 | 56 | A | Liberty | | 1 | 5 | 111 | A | William & Mary | | 6 | 7 |
| | | | | | | 37 | A | Old Dominion | | 4 | 3 | 56 | H | Liberty | | 1 | 26 | 111 | A | William & Mary | | 7 | 8 |
| | | | | | | 37 | A | Old Dominion | | 8 | 9 | 64 | A | Coastal Caro. | | 11 | 3 | 111 | A | William & Mary | | 8 | 14 |
| | | | | | | | | | | | | | | | | | | 139 | A | Wofford | | 5 | 1 |
| | | | | | | | | | | | | | | | | | | 151 | H | Col. of Charleston | | 11 | 12 |
| | | | | | | | | | | | | | | | | | | 151 | H | Col. of Charleston | | 4 | 8 |
| | | | | | | | | | | | | | | | | | | 151 | H | Col. of Charleston | | 6 | 5 |
| | | | | | | | | | | | | | | | | | | 165 | H | Delaware | | 2 | 10 |
| | | | | | | | | | | | | | | | | | | 165 | H | Delaware | | 6 | 5 |
| | | | | | | | | | | | | | | | | | | 165 | H | Delaware | | 12 | 8 |
| | | | | | | | | | | | | | | | | | | 173 | A | Elon | | 1 | 7 |
| | | | | | | | | | | | | | | | | | | 173 | A | Elon | | 2 | 9 |
| | | | | | | | | | | | | | | | | | | 173 | A | Elon | | 0 | 3 |
| | | | | | | | | | | | | | | | | | | 176 | A | UNCW | | 5 | 7 |
| | | | | | | | | | | | | | | | | | | 176 | A | UNCW | | 2 | 6 |
| | | | | | | | | | | | | | | | | | | 176 | A | UNCW | | 1 | 4 |
| | | | | | | | | | | | | | | | | | | 184 | N | UNC Asheville | | 25 | 9 |
| | | | | | | | | | | | | | | | | | | 196 | H | George Mason | | 6 | 7 |
| | | | | | | | | | | | | | | | | | | 197 | H | Buffalo | | 14 | 6 |
| | | | | | | | | | | | | | | | | | | 197 | H | Buffalo | | 8 | 13 |
| | | | | | | | | | | | | | | | | | | 197 | H | Buffalo | | 9 | 4 |
| | | | | | | | | | | | | | | | | | | 210 | H | VMI | | 1 | 6 |
| | | | | | | | | | | | | | | | | | | 212 | N | N.C. A&T | | 5 | 1 |
| | | | | | | | | | | | | | | | | | | 259 | A | Longwood | | 4 | 3 |
| | | | | | | | | | | | | | | | | | | 259 | H | Longwood | | 16 | 0 |
| | | | | | | | | | | | | | | | | | | 260 | H | Richmond | | 9 | 7 |
| | | | | | | | | | | | | | | | | | | 267 | A | USC Upstate | | 2 | 1 |
| LAST 10 GAMES | | | | | | | | | | | | | | | | | | | | | | | |
| | | | | | | 259 | H | Longwood | | 16 | 0 | 176 | A | UNCW | | 1 | 4 | 212 | N | N.C. A&T | | 5 | 1 |
| | | | | | | 111 | A | William & Mary | | 6 | 7 | 176 | A | UNCW | | 5 | 7 | 259 | A | Longwood | | 4 | 3 |
| | | | | | | 111 | A | William & Mary | | 7 | 8 | 176 | A | UNCW | | 2 | 6 | 259 | H | Longwood | | 16 | 0 |
| | | | | | | 111 | A | William & Mary | | 8 | 14 | 260 | H | Richmond | | 9 | 7 | 260 | H | Richmond | | 9 | 7 |
| | | | | | | 10 | A | Virginia | | 2 | 7 | 56 | H | Liberty | | 1 | 26 | 267 | A | USC Upstate | | 2 | 1 |

Non-Div. I Games:

James Madison

| RPI | S | Opponent | Score | |
|-----|---|------------|-------|----|
| 289 | H | NJIT | 14 | 2 |
| 289 | H | NJIT | 5 | 11 |
| 289 | H | NJIT | 20 | 6 |
| 289 | H | NJIT | 9 | 8 |
| 292 | H | Coppin St. | 16 | 2 |
| 292 | H | Coppin St. | 12 | 1 |

[illegible]

Non-Div. I Games:

Georgia St.

[illegible]

Non-Div. I Games:

San Jose St.

| RPI | S | Opponent | Score | |
|-----|---|----------------|-------|---|
| 261 | H | Northern Colo. | 5 | 4 |

San Jose St.

S
a
n
J
o
s
e
S
t
.

S
a
n
J
o
s
e
S
t
.

| Average RPI Win: 235 | | WON-LOST | WINNING | LAST 10 | STRENGTH OF | | OPP. STRENGTH | TEAM | ADJ | | CONF. | ADJ CONF. |
|-----------------------|----------------|----------|---------------|--------------|----------------|---------------|---------------|-------|---------------|-----------------|----------|-----------|
| Average RPI Loss: 123 | | RECORD | PCT. RANK | GAMES | SCHEDULE | | OF SCHEDULE | RPI | RPI | | RPI | RPI |
| DIV. I ONLY | | 19-22-0 | .46341 | 183 | 1-9-0 | | 219 | 250 | 226 | | 23 | 23 |
| DIV. I NON-CONF. | | 12-12-0 | .5 | 145 | 1-3-0 | | 238 | 278 | 225 | | 24 | 24 |
| TOTALS | | RPI 1-25 | RPI 26-50 | | W-L RECORDS | | RPI 51-100 | | RPI 101-150 | | RPI 150+ | |
| 19-22-0 | | 0-3-0 | 0-3-0 | | OVERALL | | 0-1-0 | | 1-6-0 | | 18-9-0 | |
| 13-7-0 | | 0-0-0 | 0-0-0 | | HOME | | 0-1-0 | | 0-4-0 | | 13-2-0 | |
| 5-12-0 | | 0-3-0 | 0-3-0 | | AWAY | | 0-0-0 | | 1-2-0 | | 4-4-0 | |
| 1-3-0 | | 0-0-0 | 0-0-0 | | NEUTRAL | | 0-0-0 | | 0-0-0 | | 1-3-0 | |
| 12-12-0 | | 0-3-0 | 0-0-0 | | NON-CONFERENCE | | 0-1-0 | | 1-3-0 | | 11-5-0 | |
| 8-3-0 | | 0-0-0 | 0-0-0 | | HOME | | 0-1-0 | | 0-1-0 | | 8-1-0 | |
| 3-6-0 | | 0-3-0 | 0-0- | | AWAY | | 0-0-0 | | 1-2-0 | | 2-1-0 | |
| 1-3-0 | | 0-0-0 | 0-0-0 | | NEUTRAL | | 0-0-0 | | 0-0-0 | | 1-3-0 | |
| 7-10-0 | | 0-0-0 | 0-3-0 | | CONFERENCE | | 0-0-0 | | 0-3-0 | | 7-4-0 | |
| 5-4-0 | | 0-0-0 | 0-0-0 | | HOME | | 0-0-0 | | 0-3-0 | | 5-1-0 | |
| 2-6-0 | | 0-0-0 | 0-3-0 | | AWAY | | 0-0-0 | | 0-0-0 | | 2-3-0 | |
| 0-0-0 | | 0-0-0 | 0-0-0 | | NEUTRAL | | 0-0-0 | | 0-0-0 | | 0-0-0 | |
| RPI S | Opponent | Score | RPI S | Opponent | Score | RPI S | Opponent | Score | RPI S | Opponent | Score | |
| 23 A | Long Beach St. | 0 6 | 48 A | Rhode Island | 2 7 | 67 H | Yale | 4 8 | 107 H | VCU | 2 3 | |
| 23 A | Long Beach St. | 1 7 | 48 A | Rhode Island | 3 7 | | | | 107 H | VCU | 3 4 | |
| 23 A | Long Beach St. | 4 8 | 48 A | Rhode Island | 3 5 | | | | 107 H | VCU | 0 3 | |
| | | | | | | | | | 120 H | Columbia | 1 6 | |
| | | | | | | | | | 135 A | Houston Baptist | 6 7 | |
| | | | | | | | | | 135 A | Houston Baptist | 4 3 | |
| | | | | | | | | | 135 A | Houston Baptist | 5 13 | |
| | | | | | | | | | 152 A | Saint Louis | 7 1 | |
| | | | | | | | | | 152 A | Saint Louis | 0 10 | |
| | | | | | | | | | 156 N | Canisius | 3 5 | |
| | | | | | | | | | 156 N | Canisius | 1 2 | |
| | | | | | | | | | 156 N | Canisius | 6 5 | |
| | | | | | | | | | 156 N | Canisius | 0 4 | |
| | | | | | | | | | 168 A | Fairfield | 3 6 | |
| | | | | | | | | | 196 A | George Mason | 0 2 | |
| | | | | | | | | | 196 A | George Mason | 6 5 | |
| | | | | | | | | | 196 A | George Mason | 4 8 | |
| | | | | | | | | | 217 H | Albany (NY) | 7 3 | |
| | | | | | | | | | 218 H | Saint Joseph's | 5 0 | |
| | | | | | | | | | 218 H | Saint Joseph's | 2 1 | |
| | | | | | | | | | 218 H | Saint Joseph's | 4 3 | |
| | | | | | | | | | 249 H | Iona | 10 3 | |
| | | | | | | | | | 254 H | Manhattan | 2 4 | |
| | | | | | | | | | 254 H | Manhattan | 8 4 | |
| | | | | | | | | | 256 A | Siena | 11 3 | |
| | | | | | | | | | 258 H | Sacred Heart | 2 1 | |
| | | | | | | | | | 258 H | Sacred Heart | 1 0 | |
| LAST 10 GAMES | | | LAST 10 GAMES | | | LAST 10 GAMES | | | LAST 10 GAMES | | | |
| 274 A | Hofstra | 7 4 | 107 H | VCU | 3 4 | 274 A | Hofstra | 7 4 | 107 H | VCU | 3 4 | |
| 48 A | Rhode Island | 3 7 | 107 H | VCU | 0 3 | 48 A | Rhode Island | 3 7 | 107 H | VCU | 0 3 | |
| 48 A | Rhode Island | 3 5 | 107 H | VCU | 2 3 | 48 A | Rhode Island | 3 5 | 107 H | VCU | 2 3 | |
| 48 A | Rhode Island | 2 7 | 120 H | Columbia | 1 6 | 48 A | Rhode Island | 2 7 | 120 H | Columbia | 1 6 | |
| 67 H | Yale | 4 8 | 168 A | Fairfield | 3 6 | 67 H | Yale | 4 8 | 168 A | Fairfield | 3 6 | |

Non-Div. I Games:

Fordham

| RPI | S | Opponent | Score | |
|-----|---|---------------|-------|---|
| 258 | H | Sacred Heart | 8 | 1 |
| 274 | A | Hofstra | 7 | 4 |
| 278 | H | La Salle | 4 | 3 |
| 278 | H | La Salle | 5 | 2 |
| 278 | H | La Salle | 6 | 7 |
| 299 | H | Saint Peter's | 5 | 2 |
| 299 | H | Saint Peter's | 7 | 5 |

Fordham

F
o
r
d
h
a
m

F
o
r
d
h
a
m

N
e
v
a
d
a

Nevada

| RPI | S | Opponent | Score | |
|-----|---|----------------|-------|---|
| 221 | H | Air Force | 3 | 7 |
| 222 | A | Sacramento St. | 6 | 5 |
| 222 | H | Sacramento St. | 5 | 7 |
| 224 | A | San Jose St. | 5 | 6 |
| 224 | A | San Jose St. | 5 | 6 |
| 224 | A | San Jose St. | 6 | 7 |
| 224 | H | San Jose St. | 5 | 4 |
| 224 | H | San Jose St. | 5 | 6 |
| 224 | H | San Jose St. | 6 | 2 |

Nevada

N
e
v
a
d
a

N
e
v
a
d
a

| Average RPI Win: | 209 | WON-LOST RECORD | WINNING PCT. RANK | LAST 10 GAMES | STRENGTH OF SCHEDULE | OPP. STRENGTH OF SCHEDULE | TEAM RPI | ADJ RPI | CONF. RPI | ADJ CONF. RPI | |
|-------------------|----------|-----------------|-------------------|----------------|----------------------|---------------------------|-------------|---------|-----------|---------------|-------|
| Average RPI Loss: | 171 | | | | | | | | | | |
| DIV. I ONLY | 19-23-0 | .45238 | 192 | 4-6-0 | 254 | 237 | 228 | .45881 | 228 | 21 | 21 |
| DIV. I NON-CONF. | 13-14-0 | .48148 | 165 | 1-1-0 | 259 | 259 | 232 | .46206 | 232 | 18 | 18 |
| <hr/> | | | | | | | | | | | |
| TOTALS | RPI 1-25 | RPI 26-50 | | W-L RECORDS | RPI 51-100 | | RPI 101-150 | | RPI 150+ | | |
| 19-23-0 | 0-0-0 | 0-0-0 | | OVERALL | 1-1-0 | | 5-10-0 | | 13-12-0 | | |
| 5-9-0 | 0-0-0 | 0-0-0 | | HOME | 0-0-0 | | 0-7-0 | | 5-2-0 | | |
| 8-10-0 | 0-0-0 | 0-0-0 | | AWAY | 1-1-0 | | 3-2-0 | | 4-7-0 | | |
| 6-4-0 | 0-0-0 | 0-0-0 | | NEUTRAL | 0-0-0 | | 2-1-0 | | 4-3-0 | | |
| 13-14-0 | 0-0-0 | 0-0-0 | | NON-CONFERENCE | 1-1-0 | | 2-7-0 | | 10-6-0 | | |
| 3-5-0 | 0-0-0 | 0-0-0 | | HOME | 0-0-0 | | 0-4-0 | | 3-1-0 | | |
| 4-5-0 | 0-0-0 | 0-0- | | AWAY | 1-1-0 | | 0-2-0 | | 3-2-0 | | |
| 6-4-0 | 0-0-0 | 0-0-0 | | NEUTRAL | 0-0-0 | | 2-1-0 | | 4-3-0 | | |
| 6-9-0 | 0-0-0 | 0-0-0 | | CONFERENCE | 0-0-0 | | 3-3-0 | | 3-6-0 | | |
| 2-4-0 | 0-0-0 | 0-0-0 | | HOME | 0-0-0 | | 0-3-0 | | 2-1-0 | | |
| 4-5-0 | 0-0-0 | 0-0-0 | | AWAY | 0-0-0 | | 3-0-0 | | 1-5-0 | | |
| 0-0-0 | 0-0-0 | 0-0-0 | | NEUTRAL | 0-0-0 | | 0-0-0 | | 0-0-0 | | |
| RPI | S | Opponent | Score | RPI | S | Opponent | Score | RPI | S | Opponent | Score |
| | | | | | | | | | | | |
| | | | | | | | | | | | |
| | | | | | | | | | | | |
| | | | | | | | | | | | |
| | | | | | | | | | | | |
| | | | | | | | | | | | |
| | | | | | | | | | | | |
| | | | | | | | | | | | |
| | | | | | | | | | | | |
| | | | | | | | | | | | |
| | | | | | | | | | | | |
| | | | | | | | | | | | |
| | | | | | | | | | | | |
| | | | | | | | | | | | |
| | | | | | | | | | | | |
| | | | | | | | | | | | |
| | | | | | | | | | | | |
| | | | | | | | | | | | |
| | | | | | | | | | | | |
| | | | | | | | | | | | |
| | | | | | | | | | | | |
| | | | | | | | | | | | |
| | | | | | | | | | | | |
| | | | | | | | | | | | |
| | | | | | | | | | | | |
| | | | | | | | | | | | |
| | | | | | | | | | | | |
| | | | | | | | | | | | |
| | | | | | | | | | | | |
| | | | | | | | | | | | |
| | | | | | | | | | | | |
| | | | | | | | | | | | |
| | | | | | | | | | | | |
| | | | | | | | | | | | |
| | | | | | | | | | | | |
| | | | | | | | | | | | |
| | | | | | | | | | | | |
| | | | | | | | | | | | |
| | | | | | | | | | | | |
| | | | | | | | | | | | |
| | | | | | | | | | | | |
| | | | | | | | | | | | |
| | | | | | | | | | | | |
| | | | | | | | | | | | |
| | | | | | | | | | | | |
| | | | | | | | | | | | |
| | | | | | | | | | | | |
| | | | | | | | | | | | |
| | | | | | | | | | | | |
| | | | | | | | | | | | |
| | | | | | | | | | | | |
| | | | | | | | | | | | |
| | | | | | | | | | | | |
| | | | | | | | | | | | |
| | | | | | | | | | | | |
| | | | | | | | | | | | |
| | | | | | | | | | | | |
| | | | | | | | | | | | |
| | | | | | | | | | | | |
| | | | | | | | | | | | |
| | | | | | | | | | | | |
| | | | | | | | | | | | |
| | | | | | | | | | | | |
| | | | | | | | | | | | |
| | | | | | | | | | | | |
| | | | | | | | | | | | |
| | | | | | | | | | | | |
| | | | | | | | | | | | |
| | | | | | | | | | | | |
| | | | | | | | | | | | |
| | | | | | | | | | | | |
| | | | | | | | | | | | |
| | | | | | | | | | | | |
| | | | | | | | | | | | |
| | | | | | | | | | | | |
| | | | | | | | | | | | |
| | | | | | | | | | | | |
| | | | | | | | | | | | |
| | | | | | | | | | | | |
| | | | | | </ | | | | | | |

Non-Div. I Games: Shawnee St. 9 1

Ohio

| RPI | S | Opponent | Score | |
|-----|---|----------------|-------|---|
| 240 | N | SIUE | 6 | 4 |
| 240 | N | SIUE | 2 | 1 |
| 240 | N | SIUE | 4 | 7 |
| 247 | A | Western Ky. | 4 | 5 |
| 247 | A | Western Ky. | 3 | 0 |
| 247 | A | Western Ky. | 3 | 0 |
| 256 | H | Siena | 6 | 4 |
| 256 | H | Siena | 7 | 4 |
| 256 | H | Siena | 2 | 4 |
| 263 | A | Youngstown St. | 6 | 5 |
| 272 | H | Dayton | 5 | 2 |
| 278 | N | La Salle | 14 | 5 |
| 278 | N | La Salle | 10 | 2 |

Ohio

O
h
i
o

O
h
i
o

| Average RPI Win: 224 | | WON-LOST | WINNING | LAST 10 | STRENGTH OF | | OPP. STRENGTH | TEAM | ADJ | | CONF. | ADJ CONF. | | | |
|-----------------------|---|------------------|-----------|---------|----------------|----------|---------------|------|-------------|------------------|----------|-----------|----|----------|-------|
| Average RPI Loss: 130 | | RECORD | PCT. RANK | GAMES | SCHEDULE | | OF SCHEDULE | RPI | RPI | | RPI | RPI | | | |
| DIV. I ONLY | | 22-23-0 | .48889 | 162 | 0-1-0 | | 260 | 158 | 229 | .45716 | 229 | 17 | 17 | | |
| DIV. I NON-CONF. | | 14-10-0 | .58333 | 97 | 0-1-0 | | 276 | 165 | 202 | .47392 | 201 | 20 | 20 | | |
| TOTALS | | RPI 1-25 | RPI 26-50 | | W-L RECORDS | | RPI 51-100 | | RPI 101-150 | | RPI 150+ | | | | |
| 22-23-0 | | 0-7-0 | 0-0-0 | | OVERALL | | 0-0-0 | | 4-6-0 | | 18-10-0 | | | | |
| 19-8-0 | | 0-1-0 | 0-0-0 | | HOME | | 0-0-0 | | 3-3-0 | | 16-4-0 | | | | |
| 3-15-0 | | 0-6-0 | 0-0-0 | | AWAY | | 0-0-0 | | 1-3-0 | | 2-6-0 | | | | |
| 0-0-0 | | 0-0-0 | 0-0-0 | | NEUTRAL | | 0-0-0 | | 0-0-0 | | 0-0-0 | | | | |
| 14-10-0 | | 0-7-0 | 0-0-0 | | NON-CONFERENCE | | 0-0-0 | | 1-0-0 | | 13-3-0 | | | | |
| 12-3-0 | | 0-1-0 | 0-0-0 | | HOME | | 0-0-0 | | 0-0-0 | | 12-2-0 | | | | |
| 2-7-0 | | 0-6-0 | 0-0- | | AWAY | | 0-0-0 | | 1-0-0 | | 1-1-0 | | | | |
| 0-0-0 | | 0-0-0 | 0-0-0 | | NEUTRAL | | 0-0-0 | | 0-0-0 | | 0-0-0 | | | | |
| 8-13-0 | | 0-0-0 | 0-0-0 | | CONFERENCE | | 0-0-0 | | 3-6-0 | | 5-7-0 | | | | |
| 7-5-0 | | 0-0-0 | 0-0-0 | | HOME | | 0-0-0 | | 3-3-0 | | 4-2-0 | | | | |
| 1-8-0 | | 0-0-0 | 0-0-0 | | AWAY | | 0-0-0 | | 0-3-0 | | 1-5-0 | | | | |
| 0-0-0 | | 0-0-0 | 0-0-0 | | NEUTRAL | | 0-0-0 | | 0-0-0 | | 0-0-0 | | | | |
| RPI | S | Opponent | Score | RPI | S | Opponent | Score | RPI | S | Opponent | Score | RPI | S | Opponent | Score |
| 3 | A | Kentucky | 0 12 | | | | | 108 | A | Marshall | 6 3 | | | | |
| 7 | A | Louisville | 3 19 | | | | | 116 | H | Jacksonville St. | 10 7 | | | | |
| 7 | H | Louisville | 4 14 | | | | | 116 | H | Jacksonville St. | 4 5 | | | | |
| 13 | A | Arizona | 4 18 | | | | | 116 | H | Jacksonville St. | 1 3 | | | | |
| 13 | A | Arizona | 13 16 | | | | | 123 | A | Morehead St. | 7 18 | | | | |
| 13 | A | Arizona | 0 6 | | | | | 123 | A | Morehead St. | 6 9 | | | | |
| 13 | A | Arizona | 8 9 | | | | | 123 | A | Morehead St. | 9 15 | | | | |
| | | | | | | | | 145 | H | Austin Peay | 7 6 | | | | |
| | | | | | | | | 145 | H | Austin Peay | 10 14 | | | | |
| | | | | | | | | 145 | H | Austin Peay | 5 4 | | | | |
| | | | | | | | | 166 | H | Belmont | 0 2 | | | | |
| | | | | | | | | 166 | H | Belmont | 6 2 | | | | |
| | | | | | | | | 166 | H | Belmont | 3 7 | | | | |
| | | | | | | | | 188 | A | Eastern Ill. | 11 13 | | | | |
| | | | | | | | | 188 | A | Eastern Ill. | 9 11 | | | | |
| | | | | | | | | 188 | A | Eastern Ill. | 5 16 | | | | |
| | | | | | | | | 205 | H | UT Martin | 3 0 | | | | |
| | | | | | | | | 205 | H | UT Martin | 11 3 | | | | |
| | | | | | | | | 205 | H | UT Martin | 3 2 | | | | |
| | | | | | | | | 239 | A | Northern Ky. | 6 5 | | | | |
| | | | | | | | | 239 | H | Northern Ky. | 10 8 | | | | |
| | | | | | | | | 240 | A | SIUE | 2 11 | | | | |
| | | | | | | | | 240 | A | SIUE | 2 11 | | | | |
| | | | | | | | | 240 | A | SIUE | 17 9 | | | | |
| | | | | | | | | 242 | H | Oakland | 2 1 | | | | |
| | | | | | | | | 242 | H | Oakland | 9 4 | | | | |
| | | | | | | | | 242 | H | Oakland | 3 2 | | | | |
| LAST 10 GAMES | | | | | | | | | | | | | | | |
| | | | | | | | | 188 | A | Eastern Ill. | 9 11 | | | | |
| | | | | | | | | 188 | A | Eastern Ill. | 5 16 | | | | |
| | | | | | | | | 188 | A | Eastern Ill. | 11 13 | | | | |
| | | | | | | | | 272 | H | Dayton | 2 3 | | | | |
| | | | | | | | | 145 | H | Austin Peay | 10 14 | | | | |
| 7 | H | Louisville | 4 14 | | | | | | | | | | | | |
| 247 | A | Western Ky. | 3 14 | | | | | | | | | | | | |
| 116 | H | Jacksonville St. | 10 7 | | | | | | | | | | | | |
| 116 | H | Jacksonville St. | 4 5 | | | | | | | | | | | | |
| 116 | H | Jacksonville St. | 1 3 | | | | | | | | | | | | |

Non-Div. I Games:

Eastern Ky.

**E
a
s
t
e
r
n
K
y
.**

E
a
s
t
e
r
n
K
y
.

Eastern Ky.

| Average RPI Win: 193 | | WON-LOST | WINNING | LAST 10 | STRENGTH OF | | OPP. STRENGTH | TEAM | ADJ | CONF. | ADJ CONF. |
|-----------------------|----------------|----------|---------------|--------------------|----------------|---------------|---------------|-------|---------------|----------------|-----------|
| Average RPI Loss: 162 | | RECORD | PCT. RANK | GAMES | SCHEDULE | | OF SCHEDULE | RPI | RPI | RPI | RPI |
| DIV. I ONLY | | 20-23-0 | .46512 | 180 | 4-6-0 | | 233 | 164 | 230 | .45704 | 230 |
| DIV. I NON-CONF. | | 14-14-0 | .5 | 145 | 3-1-0 | | 260 | 163 | 237 | .45816 | 236 |
| TOTALS | | RPI 1-25 | RPI 26-50 | | W-L RECORDS | | RPI 51-100 | | RPI 101-150 | | RPI 150+ |
| 20-23-0 | | 0-1-0 | 1-0-0 | | OVERALL | | 0-4-0 | | 2-2-0 | | 17-16-0 |
| 12-15-0 | | 0-0-0 | 0-0-0 | | HOME | | 0-1-0 | | 1-1-0 | | 11-13-0 |
| 8-6-0 | | 0-1-0 | 1-0-0 | | AWAY | | 0-2-0 | | 1-0-0 | | 6-3-0 |
| 0-2-0 | | 0-0-0 | 0-0-0 | | NEUTRAL | | 0-1-0 | | 0-1-0 | | 0-0-0 |
| 14-14-0 | | 0-1-0 | 1-0-0 | | NON-CONFERENCE | | 0-4-0 | | 2-2-0 | | 11-7-0 |
| 9-9-0 | | 0-0-0 | 0-0-0 | | HOME | | 0-1-0 | | 1-1-0 | | 8-7-0 |
| 5-3-0 | | 0-1-0 | 1-0- | | AWAY | | 0-2-0 | | 1-0-0 | | 3-0-0 |
| 0-2-0 | | 0-0-0 | 0-0-0 | | NEUTRAL | | 0-1-0 | | 0-1-0 | | 0-0-0 |
| 6-9-0 | | 0-0-0 | 0-0-0 | | CONFERENCE | | 0-0-0 | | 0-0-0 | | 6-9-0 |
| 3-6-0 | | 0-0-0 | 0-0-0 | | HOME | | 0-0-0 | | 0-0-0 | | 3-6-0 |
| 3-3-0 | | 0-0-0 | 0-0-0 | | AWAY | | 0-0-0 | | 0-0-0 | | 3-3-0 |
| 0-0-0 | | 0-0-0 | 0-0-0 | | NEUTRAL | | 0-0-0 | | 0-0-0 | | 0-0-0 |
| RPI S | Opponent | Score | RPI S | Opponent | Score | RPI S | Opponent | Score | RPI S | Opponent | Score |
| 2 A | North Carolina | 1 7 | 45 A | North Carolina St. | 9 8 | 83 N | Michigan St. | 1 3 | 117 N | Cornell | 2 3 |
| | | | | | | 85 A | Ga. Southern | 2 8 | 119 H | Duke | 10 12 |
| | | | | | | 85 A | Ga. Southern | 8 9 | 133 A | Virginia Tech | 15 8 |
| | | | | | | 86 H | East Carolina | 0 10 | 133 H | Virginia Tech | 7 2 |
| | | | | | | | | | 153 A | High Point | 7 9 |
| | | | | | | | | | 153 A | High Point | 9 7 |
| | | | | | | | | | 153 A | High Point | 4 10 |
| | | | | | | | | | 157 H | Ohio St. | 6 7 |
| | | | | | | | | | 157 H | Ohio St. | 1 7 |
| | | | | | | | | | 157 H | Ohio St. | 7 2 |
| | | | | | | | | | 158 A | Gardner-Webb | 7 2 |
| | | | | | | | | | 158 A | Gardner-Webb | 9 10 |
| | | | | | | | | | 158 A | Gardner-Webb | 8 6 |
| | | | | | | | | | 176 A | UNCW | 4 2 |
| | | | | | | | | | 176 H | UNCW | 12 5 |
| | | | | | | | | | 178 H | Radford | 5 8 |
| | | | | | | | | | 178 H | Radford | 0 2 |
| | | | | | | | | | 178 H | Radford | 4 7 |
| | | | | | | | | | 184 H | UNC Asheville | 9 7 |
| | | | | | | | | | 184 H | UNC Asheville | 5 10 |
| | | | | | | | | | 184 H | UNC Asheville | 9 11 |
| | | | | | | | | | 198 H | Charleston So. | 3 2 |
| | | | | | | | | | 198 H | Charleston So. | 6 0 |
| | | | | | | | | | 198 H | Charleston So. | 6 12 |
| | | | | | | | | | 239 H | Northern Ky. | 8 5 |
| | | | | | | | | | 239 H | Northern Ky. | 3 5 |
| | | | | | | | | | 239 H | Northern Ky. | 12 5 |
| LAST 10 GAMES | | | LAST 10 GAMES | | | LAST 10 GAMES | | | LAST 10 GAMES | | |
| | | | 133 H | Virginia Tech | 7 2 | | | | 184 H | UNC Asheville | 5 10 |
| | | | 2 A | North Carolina | 1 7 | | | | 262 A | N.C. Central | 4 2 |
| | | | 176 H | UNCW | 12 5 | | | | 178 H | Radford | 4 7 |
| | | | 184 H | UNC Asheville | 9 11 | | | | 178 H | Radford | 5 8 |
| | | | 184 H | UNC Asheville | 9 7 | | | | 178 H | Radford | 0 2 |

Non-Div. I Games:

Campbell

| RPI | S | Opponent | Score | |
|-----|---|--------------|-------|----|
| 243 | H | Quinnipiac | 10 | 7 |
| 243 | H | Quinnipiac | 11 | 6 |
| 243 | H | Quinnipiac | 5 | 7 |
| 246 | H | Rider | 7 | 5 |
| 246 | H | Rider | 7 | 12 |
| 260 | A | Richmond | 5 | 4 |
| 262 | A | N.C. Central | 4 | 2 |
| 266 | H | Evansville | 9 | 13 |
| 266 | H | Evansville | 8 | 1 |
| 266 | H | Evansville | 2 | 6 |

Campbell

| Average RPI Win: 222 | | WON-LOST RECORD | | WINNING PCT. RANK | | LAST 10 GAMES | | STRENGTH OF SCHEDULE | | OPP. STRENGTH OF SCHEDULE | | TEAM RPI | | ADJ RPI | | CONF. RPI | | ADJ CONF. RPI | |
|----------------------|----------|-----------------|---|-------------------|-----------|----------------|----|----------------------|----------|---------------------------|----|----------|--------------|------------|----|-----------|--|---------------|--|
| DIV. I ONLY | | 23-27-0 | | .46 187 | | 4-6-0 | | 265 | | 261 | | 231 | | .45703 231 | | 28 | | 28 | |
| DIV. I NON-CONF. | | 13-17-0 | | .43333 197 | | 1-1-0 | | 264 | | 206 | | 234 | | .46076 234 | | 30 | | 30 | |
| TOTALS | | RPI 1-25 | | RPI 26-50 | | W-L RECORDS | | RPI 51-100 | | RPI 101-150 | | RPI 150+ | | | | | | | |
| 23-27-0 | | 0-2-0 | | 0-0-0 | | OVERALL | | 1-0-0 | | 2-2-0 | | 20-23-0 | | | | | | | |
| 5-8-0 | | 0-0-0 | | 0-0-0 | | HOME | | 0-0-0 | | 0-0-0 | | 5-8-0 | | | | | | | |
| 13-12-0 | | 0-2-0 | | 0-0-0 | | AWAY | | 1-0-0 | | 1-2-0 | | 11-8-0 | | | | | | | |
| 5-7-0 | | 0-0-0 | | 0-0-0 | | NEUTRAL | | 0-0-0 | | 1-0-0 | | 4-7-0 | | | | | | | |
| 13-17-0 | | 0-2-0 | | 0-0-0 | | NON-CONFERENCE | | 1-0-0 | | 2-2-0 | | 10-13-0 | | | | | | | |
| 3-2-0 | | 0-0-0 | | 0-0-0 | | HOME | | 0-0-0 | | 0-0-0 | | 3-2-0 | | | | | | | |
| 5-8-0 | | 0-2-0 | | 0-0- | | AWAY | | 1-0-0 | | 1-2-0 | | 3-4-0 | | | | | | | |
| 5-7-0 | | 0-0-0 | | 0-0-0 | | NEUTRAL | | 0-0-0 | | 1-0-0 | | 4-7-0 | | | | | | | |
| 10-10-0 | | 0-0-0 | | 0-0-0 | | CONFERENCE | | 0-0-0 | | 0-0-0 | | 10-10-0 | | | | | | | |
| 2-6-0 | | 0-0-0 | | 0-0-0 | | HOME | | 0-0-0 | | 0-0-0 | | 2-6-0 | | | | | | | |
| 8-4-0 | | 0-0-0 | | 0-0-0 | | AWAY | | 0-0-0 | | 0-0-0 | | 8-4-0 | | | | | | | |
| 0-0-0 | | 0-0-0 | | 0-0-0 | | NEUTRAL | | 0-0-0 | | 0-0-0 | | 0-0-0 | | | | | | | |
| RPI S | Opponent | Score | | RPI S | Opponent | Score | | RPI S | Opponent | Score | | RPI S | Opponent | Score | | | | | |
| 15 A | LSU | 0 | 6 | | | | | 82 A | Tulane | 7 | 4 | 119 A | Duke | 5 | 8 | | | | |
| 15 A | LSU | 0 | 9 | | | | | | | | | 119 A | Duke | 9 | 5 | | | | |
| | | | | | | | | | | | | 119 A | Duke | 1 | 5 | | | | |
| | | | | | | | | | | | | 149 N | Marist | 4 | 1 | | | | |
| | | | | | | | | | | | | 153 A | High Point | 2 | 3 | | | | |
| | | | | | | | | | | | | 153 A | High Point | 7 | 3 | | | | |
| | | | | | | | | | | | | 153 A | High Point | 2 | 4 | | | | |
| | | | | | | | | | | | | 161 A | Presbyterian | 9 | 5 | | | | |
| | | | | | | | | | | | | 161 A | Presbyterian | 4 | 13 | | | | |
| | | | | | | | | | | | | 161 A | Presbyterian | 0 | 9 | | | | |
| | | | | | | | | | | | | 181 N | Harvard | 4 | 11 | | | | |
| | | | | | | | | | | | | 181 N | Harvard | 9 | 17 | | | | |
| | | | | | | | | | | | | 181 N | Harvard | 5 | 11 | | | | |
| | | | | | | | | | | | | 181 N | Harvard | 8 | 7 | | | | |
| | | | | | | | | | | | | 191 H | Navy | 2 | 7 | | | | |
| | | | | | | | | | | | | 191 H | Navy | 6 | 10 | | | | |
| | | | | | | | | | | | | 191 H | Navy | 9 | 2 | | | | |
| | | | | | | | | | | | | 191 H | Navy | 3 | 7 | | | | |
| | | | | | | | | | | | | 201 N | Alabama St. | 5 | 4 | | | | |
| | | | | | | | | | | | | 201 N | Alabama St. | 13 | 6 | | | | |
| | | | | | | | | | | | | 216 H | Holy Cross | 1 | 16 | | | | |
| | | | | | | | | | | | | 216 H | Holy Cross | 0 | 2 | | | | |
| | | | | | | | | | | | | 216 H | Holy Cross | 9 | 2 | | | | |
| | | | | | | | | | | | | 216 H | Holy Cross | 1 | 6 | | | | |
| | | | | | | | | | | | | 217 H | Albany (NY) | 13 | 10 | | | | |
| | | | | | | | | | | | | 221 N | Air Force | 7 | 8 | | | | |
| | | | | | | | | | | | | 224 N | Georgia St. | 0 | 3 | | | | |
| | | | | LAST 10 GAMES | | | | | | | | | | | | | | | |
| | | | | 250 H | Villanova | 3 | 8 | 149 N | Marist | 4 | 1 | | | | | | | | |
| | | | | 283 A | Lehigh | 8 | 5 | 191 H | Navy | 6 | 10 | | | | | | | | |
| | | | | 283 A | Lehigh | 3 | 16 | 191 H | Navy | 2 | 7 | | | | | | | | |
| | | | | 283 A | Lehigh | 4 | 3 | 191 H | Navy | 9 | 2 | | | | | | | | |
| | | | | 283 A | Lehigh | 4 | 5 | 191 H | Navy | 3 | 7 | | | | | | | | |

Non-Div. I Games:

Army West Point

| RPI | S | Opponent | Score | |
|-----|---|---------------|-------|----|
| 224 | N | Georgia St. | 2 | 5 |
| 244 | A | Bucknell | 16 | 14 |
| 244 | A | Bucknell | 5 | 10 |
| 244 | A | Bucknell | 10 | 1 |
| 244 | A | Bucknell | 7 | 4 |
| 250 | H | Villanova | 3 | 8 |
| 254 | H | Manhattan | 6 | 8 |
| 254 | H | Manhattan | 7 | 5 |
| 256 | A | Siena | 9 | 4 |
| 269 | N | Bowling Green | 5 | 0 |
| 269 | N | Bowling Green | 0 | 5 |
| 283 | A | Lehigh | 8 | 5 |
| 283 | A | Lehigh | 3 | 16 |
| 283 | A | Lehigh | 4 | 3 |
| 283 | A | Lehigh | 4 | 5 |
| 291 | A | Lafayette | 6 | 10 |
| 291 | A | Lafayette | 10 | 5 |
| 291 | A | Lafayette | 5 | 4 |
| 291 | A | Lafayette | 10 | 9 |
| 296 | H | NYIT | 8 | 3 |

Army West Point

A
r
m
y
W
e
s
t
P
o
i
n
t

A
r
m
y
W
e
s
t
P
o
i
n
t

UNLV

UNLV

| RPI | S | Opponent | Score | |
|-----|---|-----------|-------|---|
| 279 | H | Portland | 5 | 1 |
| 279 | H | Portland | 4 | 1 |
| 280 | A | Seattle U | 4 | 3 |
| 280 | A | Seattle U | 4 | 7 |
| 280 | A | Seattle U | 0 | 1 |




UNLV

U
N
L
V

U
N
L
V

| | | | | | | |
|--------------------------|--------------------------|----------|----------|--------------------------|----------|----------|
| Non-Div. I Games: | Arlington Baptist | 7 | 3 | Arlington Baptist | 4 | 2 |
|--------------------------|--------------------------|----------|----------|--------------------------|----------|----------|

UTRGV

 Tie,  Loss,  Non-Conf,S Site, H Home, A Away, N Neutral Page 343

| RPI | S | Opponent | Score | |
|-----|---|----------------|-------|----|
| 273 | H | Texas Southern | 9 | 0 |
| 273 | H | Texas Southern | 11 | 4 |
| 273 | H | Texas Southern | 12 | 2 |
| 280 | H | Seattle U | 5 | 6 |
| 280 | H | Seattle U | 7 | 6 |
| 280 | H | Seattle U | 12 | 9 |
| 281 | H | Chicago St. | 5 | 12 |
| 281 | H | Chicago St. | 7 | 1 |
| 281 | H | Chicago St. | 10 | 9 |
| 285 | H | Prairie View | 6 | 1 |
| 285 | H | Prairie View | 10 | 3 |
| 285 | H | Prairie View | 11 | 0 |
| 285 | H | Prairie View | 4 | 0 |

UTRGV

U
T
R
G
V

U
T
R
G
V

| Average RPI Win: | | 190 | WON-LOST RECORD | | WINNING PCT. RANK | | LAST 10 GAMES | | STRENGTH OF SCHEDULE | | OPP. STRENGTH OF SCHEDULE | | TEAM RPI | | ADJ RPI | | CONF. RPI | | ADJ CONF. RPI | | | | | |
|-------------------|---|----------|-----------------|-----------|-------------------|----------------|---------------|----------------|----------------------|-------------|---------------------------|----------|----------|--------------|---------|-------|-----------|-----|---------------|------------------|----|-------|----|--|
| Average RPI Loss: | | 128 | | | | | | | | | | | | | | | | | | | | | | |
| DIV. I ONLY | | | 12-33-0 | | .26667 | | 281 | | 2-8-0 | | 127 | | 144 | | 234 | | .45442 | | 234 | | 9 | | 9 | |
| DIV. I NON-CONF. | | | 6-18-0 | | .25 | | 266 | | 1-1-0 | | 126 | | 150 | | 241 | | .45443 | | 241 | | 10 | | 10 | |
| TOTALS | | RPI 1-25 | | RPI 26-50 | | W-L RECORDS | | RPI 51-100 | | RPI 101-150 | | RPI 150+ | | | | | | | | | | | | |
| 12-33-0 | | 0-2-0 | | 0-7-0 | | OVERALL | | 2-7-0 | | 0-0-0 | | 10-17-0 | | | | | | | | | | | | |
| 5-11-0 | | 0-0-0 | | 0-4-0 | | HOME | | 0-3-0 | | 0-0-0 | | 5-4-0 | | | | | | | | | | | | |
| 7-22-0 | | 0-2-0 | | 0-3-0 | | AWAY | | 2-4-0 | | 0-0-0 | | 5-13-0 | | | | | | | | | | | | |
| 0-0-0 | | 0-0-0 | | 0-0-0 | | NEUTRAL | | 0-0-0 | | 0-0-0 | | 0-0-0 | | | | | | | | | | | | |
| 6-18-0 | | 0-2-0 | | 0-4-0 | | NON-CONFERENCE | | 1-2-0 | | 0-0-0 | | 5-10-0 | | | | | | | | | | | | |
| 3-4-0 | | 0-0-0 | | 0-1-0 | | HOME | | 0-0-0 | | 0-0-0 | | 3-3-0 | | | | | | | | | | | | |
| 3-14-0 | | 0-2-0 | | 0-0- | | AWAY | | 1-2-0 | | 0-0-0 | | 2-7-0 | | | | | | | | | | | | |
| 0-0-0 | | 0-0-0 | | 0-0-0 | | NEUTRAL | | 0-0-0 | | 0-0-0 | | 0-0-0 | | | | | | | | | | | | |
| 6-15-0 | | 0-0-0 | | 0-3-0 | | CONFERENCE | | 1-5-0 | | 0-0-0 | | 5-7-0 | | | | | | | | | | | | |
| 2-7-0 | | 0-0-0 | | 0-3-0 | | HOME | | 0-3-0 | | 0-0-0 | | 2-1-0 | | | | | | | | | | | | |
| 4-8-0 | | 0-0-0 | | 0-0-0 | | AWAY | | 1-2-0 | | 0-0-0 | | 3-6-0 | | | | | | | | | | | | |
| 0-0-0 | | 0-0-0 | | 0-0-0 | | NEUTRAL | | 0-0-0 | | 0-0-0 | | 0-0-0 | | | | | | | | | | | | |
| RPI | S | Opponent | | Score | | RPI | S | Opponent | | Score | | RPI | S | Opponent | | Score | | RPI | S | Opponent | | Score | | |
| 16 | A | Arkansas | | 2 | 11 | 26 | A | McNeese | | 5 | 14 | 51 | A | DBU | | 8 | 3 | 164 | A | Texas St. | | 4 | 7 | |
| 16 | A | Arkansas | | 3 | 12 | 26 | H | McNeese | | 4 | 32 | 51 | A | DBU | | 0 | 11 | 164 | A | Texas St. | | 5 | 9 | |
| | | | | | | 35 | A | Ole Miss | | 7 | 21 | 51 | A | DBU | | 4 | 12 | 164 | A | Texas St. | | 6 | 5 | |
| | | | | | | 43 | H | South Ala. | | 2 | 14 | 85 | A | Ga. Southern | | 3 | 9 | 179 | H | Southern Ill. | | 4 | 3 | |
| | | | | | | 43 | H | South Ala. | | 1 | 4 | 85 | A | Ga. Southern | | 5 | 4 | 179 | H | Southern Ill. | | 0 | 9 | |
| | | | | | | 43 | H | South Ala. | | 3 | 8 | 85 | A | Ga. Southern | | 0 | 9 | 179 | H | Southern Ill. | | 6 | 2 | |
| | | | | | | 44 | A | Louisiana Tech | | 3 | 12 | 100 | H | UT Arlington | | 4 | 6 | 187 | A | Arkansas St. | | 3 | 8 | |
| | | | | | | | | | | | | 100 | H | UT Arlington | | 2 | 10 | 187 | A | Arkansas St. | | 5 | 3 | |
| | | | | | | | | | | | | 100 | H | UT Arlington | | 3 | 10 | 187 | A | Arkansas St. | | 6 | 12 | |
| | | | | | | | | | | | | | | | | | | 189 | A | UAB | | 3 | 4 | |
| | | | | | | | | | | | | | | | | | | 189 | A | UAB | | 3 | 4 | |
| | | | | | | | | | | | | | | | | | | 189 | A | UAB | | 2 | 3 | |
| | | | | | | | | | | | | | | | | | | 200 | A | Alabama | | 3 | 10 | |
| | | | | | | | | | | | | | | | | | | 200 | A | Alabama | | 3 | 4 | |
| | | | | | | | | | | | | | | | | | | 200 | A | Alabama | | 2 | 6 | |
| | | | | | | | | | | | | | | | | | | 209 | A | Jackson St. | | 10 | 2 | |
| | | | | | | | | | | | | | | | | | | 209 | H | Jackson St. | | 0 | 2 | |
| | | | | | | | | | | | | | | | | | | 215 | A | Northwestern St. | | 4 | 5 | |
| | | | | | | | | | | | | | | | | | | 215 | H | Northwestern St. | | 2 | 11 | |
| | | | | | | | | | | | | | | | | | | 219 | H | Little Rock | | 1 | 5 | |
| | | | | | | | | | | | | | | | | | | 219 | H | Little Rock | | 7 | 1 | |
| | | | | | | | | | | | | | | | | | | 219 | H | Little Rock | | 6 | 4 | |
| | | | | | | | | | | | | | | | | | | 224 | A | Georgia St. | | 1 | 6 | |
| | | | | | | | | | | | | | | | | | | 224 | A | Georgia St. | | 3 | 4 | |
| | | | | | | | | | | | | | | | | | | 224 | A | Georgia St. | | 4 | 3 | |
| | | | | | | | | | | | | | | | | | | 282 | A | Grambling | | 4 | 3 | |
| | | | | | | | | | | | | | | | | | | 164 | A | Texas St. | | 4 | 7 | |
| | | | | | | | | | | | | | | | | | | 164 | A | Texas St. | | 5 | 9 | |
| LAST 10 GAMES | | | | | | | | | | | | | | | | | | | | | | | | |
| | | | | | | 35 | A | Ole Miss | | 7 | 21 | 100 | H | UT Arlington | | 2 | 10 | 224 | A | Georgia St. | | 1 | 6 | |
| | | | | | | 224 | A | Georgia St. | | 1 | 6 | 100 | H | UT Arlington | | 4 | 6 | 224 | A | Georgia St. | | 3 | 4 | |
| | | | | | | 224 | A | Georgia St. | | 3 | 4 | 282 | A | Grambling | | 4 | 3 | 224 | A | Georgia St. | | 4 | 3 | |
| | | | | | | 224 | A | Georgia St. | | 4 | 3 | 164 | A | Texas St. | | 4 | 7 | 282 | A | Grambling | | 4 | 3 | |
| | | | | | | 100 | H | UT Arlington | | 3 | 10 | 164 | A | Texas St. | | 5 | 9 | 282 | H | Grambling | | 7 | 1 | |

Non-Div. I Games:

La.-Monroe

| Average RPI Win: 180 | | WON-LOST | WINNING | LAST 10 | STRENGTH OF | | OPP. STRENGTH | TEAM | ADJ | | CONF. | ADJ CONF. | | |
|-----------------------|---|----------|-----------|---------|----------------|---|----------------|-------|-------------|--------|----------|---------------|-------|---|
| Average RPI Loss: 110 | | RECORD | PCT. RANK | GAMES | SCHEDULE | | OF SCHEDULE | RPI | RPI | RPI | RPI | | | |
| DIV. I ONLY | | 12-29-0 | .29268 | 275 | 2-8-0 | | 77 | 154 | 235 | .45316 | 235 | 11 | 11 | |
| DIV. I NON-CONF. | | 9-17-0 | .34615 | 241 | 1-0-0 | | 77 | 167 | 235 | .45835 | 235 | 14 | 14 | |
| TOTALS | | RPI 1-25 | RPI 26-50 | | W-L RECORDS | | RPI 51-100 | | RPI 101-150 | | RPI 150+ | | | |
| 12-29-0 | | 0-1-0 | 0-5-0 | | OVERALL | | 1-6-0 | | 3-10-0 | | 8-7-0 | | | |
| 10-16-0 | | 0-1-0 | 0-4-0 | | HOME | | 1-4-0 | | 2-2-0 | | 7-5-0 | | | |
| 2-13-0 | | 0-0-0 | 0-1-0 | | AWAY | | 0-2-0 | | 1-8-0 | | 1-2-0 | | | |
| 0-0-0 | | 0-0-0 | 0-0-0 | | NEUTRAL | | 0-0-0 | | 0-0-0 | | 0-0-0 | | | |
| 9-17-0 | | 0-1-0 | 0-2-0 | | NON-CONFERENCE | | 1-6-0 | | 2-2-0 | | 6-6-0 | | | |
| 8-12-0 | | 0-1-0 | 0-1-0 | | HOME | | 1-4-0 | | 2-2-0 | | 5-4-0 | | | |
| 1-5-0 | | 0-0-0 | 0-0- | | AWAY | | 0-2-0 | | 0-0-0 | | 1-2-0 | | | |
| 0-0-0 | | 0-0-0 | 0-0-0 | | NEUTRAL | | 0-0-0 | | 0-0-0 | | 0-0-0 | | | |
| 3-12-0 | | 0-0-0 | 0-3-0 | | CONFERENCE | | 0-0-0 | | 1-8-0 | | 2-1-0 | | | |
| 2-4-0 | | 0-0-0 | 0-3-0 | | HOME | | 0-0-0 | | 0-0-0 | | 2-1-0 | | | |
| 1-8-0 | | 0-0-0 | 0-0-0 | | AWAY | | 0-0-0 | | 1-8-0 | | 0-0-0 | | | |
| 0-0-0 | | 0-0-0 | 0-0-0 | | NEUTRAL | | 0-0-0 | | 0-0-0 | | 0-0-0 | | | |
| RPI | S | Opponent | Score | | RPI | S | Opponent | Score | | RPI | S | Opponent | Score | |
| 10 | H | Virginia | 6 | 10 | 31 | A | South Carolina | 5 | 12 | 56 | H | Liberty | 1 | 9 |
| | | | | | 31 | H | South Carolina | 1 | 15 | 60 | H | Kansas | 5 | 7 |
| | | | | | 50 | H | Mercer | 3 | 5 | 64 | H | Coastal Caro. | 6 | 9 |
| | | | | | 50 | H | Mercer | 1 | 2 | 84 | A | Winthrop | 4 | 6 |
| | | | | | 50 | H | Mercer | 5 | 6 | 84 | H | Winthrop | 34 | 8 |
| | | | | | | | | | | 85 | A | Ga. Southern | 0 | 1 |
| | | | | | | | | | | 85 | H | Ga. Southern | 3 | 7 |
| | | | | | | | | | | | | | | |
| | | | | | | | | | | | | | | |
| | | | | | | | | | | | | | | |
| | | | | | | | | | | | | | | |
| | | | | | | | | | | | | | | |
| | | | | | | | | | | | | | | |
| | | | | | | | | | | | | | | |
| | | | | | | | | | | | | | | |
| | | | | | | | | | | | | | | |
| | | | | | | | | | | | | | | |
| | | | | | | | | | | | | | | |
| | | | | | | | | | | | | | | |
| | | | | | | | | | | | | | | |
| | | | | | | | | | | | | | | |
| | | | | | | | | | | | | | | |
| | | | | | | | | | | | | | | |
| | | | | | | | | | | | | | | |
| | | | | | | | | | | | | | | |
| | | | | | | | | | | | | | | |
| | | | | | | | | | | | | | | |
| | | | | | | | | | | | | | | |
| | | | | | | | | | | | | | | |
| | | | | | | | | | | | | | | |
| | | | | | | | | | | | | | | |
| | | | | | | | | | | | | | | |
| | | | | | | | | | | | | | | |
| | | | | | | | | | | | | | | |
| | | | | | | | | | | | | | | |
| | | | | | | | | | | | | | | |
| | | | | | | | | | | | | | | |
| | | | | | | | | | | | | | | |
| | | | | | | | | | | | | | | |
| | | | | | | | | | | | | | | |
| | | | | | | | | | | | | | | |
| | | | | | | | | | | | | | | |
| | | | | | | | | | | | | | | |
| | | | | | | | | | | | | | | |
| | | | | | | | | | | | | | | |
| | | | | | | | | | | | | | | |
| | | | | | | | | | | | | | | |
| | | | | | | | | | | | | | | |
| | | | | | | | | | | | | | | |
| | | | | | | | | | | | | | | |
| | | | | | | | | | | | | | | |
| | | | | | | | | | | | | | | |
| | | | | | | | | | | | | | | |
| | | | | | | | | | | | | | | |
| | | | | | | | | | | | | | | |
| | | | | | | | | | | | | | | |
| | | | | | | | | | | | | | | |
| | | | | | | | | | | | | | | |
| | | | | | | | | | | | | | | |
| | | | | | | | | | | | | | | |
| | | | | | | | | | | | | | | |
| | | | | | | | | | | | | | | |

Non-Div. I Games:

The Citadel

| RPI | S | Opponent | Score | |
|-----|---|--------------|-------|---|
| 270 | H | Delaware St. | 1 | 7 |

The Citadel

T
h
e
C
i
t
a
d
e
l

T
h
e
C
i
t
a
d
e
l

[illegible]

Non-Div. I Games:

Norfolk St.

| RPI | S | Opponent | Score | |
|-----|---|------------|-------|---|
| 290 | A | UMES | 7 | 1 |
| 290 | H | UMES | 5 | 3 |
| 290 | H | UMES | 11 | 1 |
| 290 | H | UMES | 8 | 2 |
| 292 | A | Coppin St. | 5 | 3 |
| 292 | A | Coppin St. | 7 | 5 |
| 292 | A | Coppin St. | 16 | 2 |
| 292 | H | Coppin St. | 8 | 4 |
| 292 | H | Coppin St. | 4 | 2 |

Norfolk St.

N
o
r
f
o
l
k
S
t
.

N
o
r
f
o
l
k
S
t
.

| Average RPI Win: | | 221 | WON-LOST RECORD | | WINNING PCT. RANK | | LAST 10 GAMES | | STRENGTH OF SCHEDULE | | OPP. STRENGTH OF SCHEDULE | | TEAM RPI | | ADJ RPI | | CONF. RPI | | ADJ CONF. RPI | | | | | | | | | | |
|-------------------|---|----------|-----------------|-----------|-------------------|--------------------------|---------------|------------|----------------------|-------------|---------------------------|----------|----------|--------------------------|------------|-------|-----------|-----|---------------|--------------------|----|--------------------|----|--|--|--|--|----|----|
| Average RPI Loss: | | 161 | | | | | | | | | | | | | | | | | | | | | | | | | | | |
| DIV. I ONLY | | | 16-26-0 | | .38095 232 | | 2-8-0 | | 191 | | 245 | | 237 | | .45188 237 | | 22 | | 22 | | | | | | | | | | |
| DIV. I NON-CONF. | | | 12-15-0 | | .44444 189 | | 1-2-0 | | 152 | | 282 | | 187 | | .48201 187 | | 23 | | 23 | | | | | | | | | | |
| TOTALS | | RPI 1-25 | | RPI 26-50 | | W-L RECORDS | | RPI 51-100 | | RPI 101-150 | | RPI 150+ | | | | | | | | | | | | | | | | | |
| 16-26-0 | | 0-2-0 | | 0-0-0 | | OVERALL | | 0-3-0 | | 1-3-0 | | 15-18-0 | | | | | | | | | | | | | | | | | |
| 9-10-0 | | 0-0-0 | | 0-0-0 | | HOME | | 0-0-0 | | 1-3-0 | | 8-7-0 | | | | | | | | | | | | | | | | | |
| 7-14-0 | | 0-2-0 | | 0-0-0 | | AWAY | | 0-3-0 | | 0-0-0 | | 7-8-0 | | | | | | | | | | | | | | | | | |
| 0-2-0 | | 0-0-0 | | 0-0-0 | | NEUTRAL | | 0-0-0 | | 0-0-0 | | 0-2-0 | | | | | | | | | | | | | | | | | |
| 12-15-0 | | 0-2-0 | | 0-0-0 | | NON-CONFERENCE | | 0-3-0 | | 0-1-0 | | 12-9-0 | | | | | | | | | | | | | | | | | |
| 7-3-0 | | 0-0-0 | | 0-0-0 | | HOME | | 0-0-0 | | 0-1-0 | | 7-2-0 | | | | | | | | | | | | | | | | | |
| 5-10-0 | | 0-2-0 | | 0-0- | | AWAY | | 0-3-0 | | 0-0-0 | | 5-5-0 | | | | | | | | | | | | | | | | | |
| 0-2-0 | | 0-0-0 | | 0-0-0 | | NEUTRAL | | 0-0-0 | | 0-0-0 | | 0-2-0 | | | | | | | | | | | | | | | | | |
| 4-11-0 | | 0-0-0 | | 0-0-0 | | CONFERENCE | | 0-0-0 | | 1-2-0 | | 3-9-0 | | | | | | | | | | | | | | | | | |
| 2-7-0 | | 0-0-0 | | 0-0-0 | | HOME | | 0-0-0 | | 1-2-0 | | 1-5-0 | | | | | | | | | | | | | | | | | |
| 2-4-0 | | 0-0-0 | | 0-0-0 | | AWAY | | 0-0-0 | | 0-0-0 | | 2-4-0 | | | | | | | | | | | | | | | | | |
| 0-0-0 | | 0-0-0 | | 0-0-0 | | NEUTRAL | | 0-0-0 | | 0-0-0 | | 0-0-0 | | | | | | | | | | | | | | | | | |
| RPI | S | Opponent | | Score | | RPI | S | Opponent | | Score | | RPI | S | Opponent | | Score | | | | | | | | | | | | | |
| 10 | A | Virginia | | 4 | 8 | | | | | | | 86 | A | East Carolina | | 4 | 9 | 111 | H | William & Mary | | 7 | 1 | | | | | | |
| 10 | A | Virginia | | 2 | 3 | | | | | | | 86 | A | East Carolina | | 7 | 12 | 111 | H | William & Mary | | 3 | 12 | | | | | | |
| | | | | | | | | | | | | 86 | A | East Carolina | | 5 | 8 | 111 | H | William & Mary | | 1 | 8 | | | | | | |
| | | | | | | | | | | | | | | | | | | 117 | H | Cornell | | 14 | 27 | | | | | | |
| | | | | | | | | | | | | | | | | | | 151 | A | Col. of Charleston | | 1 | 8 | | | | | | |
| | | | | | | | | | | | | | | | | | | 151 | A | Col. of Charleston | | 0 | 5 | | | | | | |
| | | | | | | | | | | | | | | | | | | 151 | A | Col. of Charleston | | 3 | 16 | | | | | | |
| | | | | | | | | | | | | | | | | | | 154 | A | UMBC | | 7 | 3 | | | | | | |
| | | | | | | | | | | | | | | | | | | 169 | N | UMass Lowell | | 8 | 10 | | | | | | |
| | | | | | | | | | | | | | | | | | | 173 | H | Elon | | 11 | 10 | | | | | | |
| | | | | | | | | | | | | | | | | | | 173 | H | Elon | | 4 | 5 | | | | | | |
| | | | | | | | | | | | | | | | | | | 173 | H | Elon | | 1 | 8 | | | | | | |
| | | | | | | | | | | | | | | | | | | 177 | H | Northeastern | | 5 | 7 | | | | | | |
| | | | | | | | | | | | | | | | | | | 177 | H | Northeastern | | 3 | 5 | | | | | | |
| | | | | | | | | | | | | | | | | | | 177 | H | Northeastern | | 2 | 5 | | | | | | |
| | | | | | | | | | | | | | | | | | | 180 | A | CSUN | | 6 | 5 | | | | | | |
| | | | | | | | | | | | | | | | | | | 180 | A | CSUN | | 7 | 2 | | | | | | |
| | | | | | | | | | | | | | | | | | | 180 | A | CSUN | | 4 | 1 | | | | | | |
| | | | | | | | | | | | | | | | | | | 180 | A | CSUN | | 5 | 11 | | | | | | |
| | | | | | | | | | | | | | | | | | | 191 | A | Navy | | 6 | 11 | | | | | | |
| | | | | | | | | | | | | | | | | | | 193 | A | George Washington | | 4 | 13 | | | | | | |
| | | | | | | LAST 10 GAMES | | | | | | | | | | | | 193 | H | George Washington | | 8 | 4 | | | | | | |
| | | | | | | 196 H George Mason | | | | | | 6 | 10 | 151 A Col. of Charleston | | | | | | 0 | 5 | 196 A George Mason | | | | | | 14 | 2 |
| | | | | | | 111 H William & Mary | | | | | | 1 | 8 | 151 A Col. of Charleston | | | | | | 3 | 16 | 196 H George Mason | | | | | | 6 | 10 |
| | | | | | | 111 H William & Mary | | | | | | 7 | 1 | 193 H George Washington | | | | | | 8 | 4 | 236 H Norfolk St. | | | | | | 5 | 0 |
| | | | | | | 111 H William & Mary | | | | | | 3 | 12 | 290 A UMES | | | | | | 4 | 10 | 236 H Norfolk St. | | | | | | 0 | 8 |
| | | | | | | 151 A Col. of Charleston | | | | | | 1 | 8 | 173 H Elon | | | | | | 1 | 8 | 249 N Iona | | | | | | 1 | 3 |

Non-Div. I Games:

Towson

| RPI | S | Opponent | Score | |
|-----|---|--------------|-------|----|
| 270 | A | Delaware St. | 1 | 8 |
| 270 | H | Delaware St. | 7 | 6 |
| 274 | A | Hofstra | 5 | 11 |
| 274 | A | Hofstra | 10 | 2 |
| 274 | A | Hofstra | 12 | 6 |
| 276 | H | Wagner | 6 | 3 |
| 276 | H | Wagner | 3 | 2 |
| 276 | H | Wagner | 2 | 1 |
| 290 | A | UMES | 4 | 10 |
| 292 | H | Coppin St. | 7 | 5 |

Towson

| Average RPI Win: 199 | | WON-LOST | WINNING | LAST 10 | STRENGTH OF | | OPP. STRENGTH | TEAM | ADJ | | CONF. | ADJ CONF. | | |
|-----------------------|---|--------------|-----------|---------|----------------|---|---------------|-------|-------------|--------|----------|---------------|-------|----|
| Average RPI Loss: 131 | | RECORD | PCT. RANK | GAMES | SCHEDULE | | OF SCHEDULE | RPI | RPI | | RPI | RPI | | |
| DIV. I ONLY | | 17-26-0 | .39535 | 226 | 5-5-0 | | 233 | 147 | 238 | .45168 | 238 | 7 | 7 | |
| DIV. I NON-CONF. | | 11-17-0 | .39286 | 216 | 1-1-0 | | 272 | 234 | 255 | .43789 | 255 | 7 | 7 | |
| TOTALS | | RPI 1-25 | RPI 26-50 | | W-L RECORDS | | RPI 51-100 | | RPI 101-150 | | RPI 150+ | | | |
| 17-26-0 | | 0-3-0 | 0-0-0 | | OVERALL | | 1-6-0 | | 4-10-0 | | 12-7-0 | | | |
| 9-12-0 | | 0-3-0 | 0-0-0 | | HOME | | 1-2-0 | | 3-6-0 | | 5-1-0 | | | |
| 8-14-0 | | 0-0-0 | 0-0-0 | | AWAY | | 0-4-0 | | 1-4-0 | | 7-6-0 | | | |
| 0-0-0 | | 0-0-0 | 0-0-0 | | NEUTRAL | | 0-0-0 | | 0-0-0 | | 0-0-0 | | | |
| 11-17-0 | | 0-0-0 | 0-0-0 | | NON-CONFERENCE | | 0-4-0 | | 1-7-0 | | 10-6-0 | | | |
| 6-6-0 | | 0-0-0 | 0-0-0 | | HOME | | 0-0-0 | | 1-5-0 | | 5-1-0 | | | |
| 5-11-0 | | 0-0-0 | 0-0- | | AWAY | | 0-4-0 | | 0-2-0 | | 5-5-0 | | | |
| 0-0-0 | | 0-0-0 | 0-0-0 | | NEUTRAL | | 0-0-0 | | 0-0-0 | | 0-0-0 | | | |
| 6-9-0 | | 0-3-0 | 0-0-0 | | CONFERENCE | | 1-2-0 | | 3-3-0 | | 2-1-0 | | | |
| 3-6-0 | | 0-3-0 | 0-0-0 | | HOME | | 1-2-0 | | 2-1-0 | | 0-0-0 | | | |
| 3-3-0 | | 0-0-0 | 0-0-0 | | AWAY | | 0-0-0 | | 1-2-0 | | 2-1-0 | | | |
| 0-0-0 | | 0-0-0 | 0-0-0 | | NEUTRAL | | 0-0-0 | | 0-0-0 | | 0-0-0 | | | |
| RPI | S | Opponent | Score | | RPI | S | Opponent | Score | | RPI | S | Opponent | Score | |
| 24 | H | Indiana | 9 | 13 | | | | | | 83 | H | Michigan St. | 1 | 8 |
| 24 | H | Indiana | 9 | 10 | | | | | | 83 | H | Michigan St. | 5 | 13 |
| 24 | H | Indiana | 5 | 6 | | | | | | 83 | H | Michigan St. | 3 | 2 |
| | | | | | | | | | | 92 | A | Notre Dame | 2 | 3 |
| | | | | | | | | | | 96 | A | Arizona St. | 2 | 6 |
| | | | | | | | | | | 96 | A | Arizona St. | 3 | 4 |
| | | | | | | | | | | 96 | A | Arizona St. | 1 | 3 |
| | | | | | | | | | | 102 | H | Iowa | 2 | 14 |
| | | | | | | | | | | 102 | H | Iowa | 7 | 5 |
| | | | | | | | | | | 102 | H | Iowa | 6 | 5 |
| | | | | | | | | | | 110 | A | Middle Tenn. | 4 | 11 |
| | | | | | | | | | | 121 | H | Central Mich. | 5 | 7 |
| | | | | | | | | | | 121 | H | Central Mich. | 1 | 5 |
| | | | | | | | | | | 121 | H | Central Mich. | 5 | 1 |
| | | | | | | | | | | 121 | H | Central Mich. | 3 | 5 |
| | | | | | | | | | | 126 | A | Ill.-Chicago | 0 | 3 |
| | | | | | | | | | | 126 | H | Ill.-Chicago | 2 | 9 |
| | | | | | | | | | | 126 | H | Ill.-Chicago | 1 | 7 |
| | | | | | | | | | | 131 | A | Illinois | 3 | 4 |
| | | | | | | | | | | 131 | A | Illinois | 11 | 4 |
| | | | | | | | | | | 131 | A | Illinois | 8 | 10 |
| | | | | | | | | | | 159 | A | Bradley | 6 | 2 |
| | | | | | | | | | | 166 | A | Belmont | 1 | 6 |
| | | | | | | | | | | 182 | A | Lipscomb | 6 | 10 |
| | | | | | | | | | | 204 | H | Western Mich. | 11 | 4 |
| | | | | | | | | | | 213 | A | Penn St. | 7 | 4 |
| | | | | | | | | | | 213 | A | Penn St. | 1 | 2 |
| | | | | | | | | | | 213 | A | Penn St. | 12 | 5 |
| | | | | | | | | | | 221 | H | Air Force | 3 | 2 |
| | | | | | | | | | | 221 | H | Air Force | 3 | 11 |
| | | | | | | | | | | 221 | H | Air Force | 7 | 6 |
| | | | | | | | | | | 252 | H | Milwaukee | 6 | 4 |
| | | | | | | | | | | 257 | A | Santa Clara | 15 | 9 |
| | | | | | | | | | | 257 | A | Santa Clara | 1 | 8 |
| LAST 10 GAMES | | | | | | | | | | | | | | |
| 92 | A | Notre Dame | 2 | 3 | 213 | A | Penn St. | 7 | 4 | 221 | H | Air Force | 3 | 11 |
| 83 | H | Michigan St. | 5 | 13 | 213 | A | Penn St. | 12 | 5 | 221 | H | Air Force | 7 | 6 |
| 83 | H | Michigan St. | 3 | 2 | 252 | H | Milwaukee | 6 | 4 | 252 | H | Milwaukee | 6 | 4 |
| 83 | H | Michigan St. | 1 | 8 | 131 | A | Illinois | 8 | 10 | 257 | A | Santa Clara | 15 | 9 |
| 213 | A | Penn St. | 1 | 2 | 131 | A | Illinois | 11 | 4 | 257 | A | Santa Clara | 1 | 8 |

Non-Div. I Games:

Northwestern

| RPI | S | Opponent | Score | |
|-----|---|-------------|-------|---|
| 257 | A | Santa Clara | 2 | 3 |
| 257 | A | Santa Clara | 7 | 1 |
| 279 | A | Portland | 6 | 4 |
| 279 | A | Portland | 9 | 5 |
| 279 | A | Portland | 2 | 5 |
| 281 | H | Chicago St. | 2 | 0 |

Northwestern

N
o
r
t
h
w
e
s
t
e
r
n

N
o
r
t
h
w
e
s
t
e
r
n

| Average RPI Win: 198 | | WON-LOST | WINNING | LAST 10 | STRENGTH OF | | OPP. STRENGTH | TEAM | ADJ | | CONF. | ADJ CONF. | |
|-----------------------|--------------|----------|-----------|----------------|-------------|-------|---------------|-------|-------------|---------|----------------|-----------|----|
| Average RPI Loss: 178 | | RECORD | PCT. RANK | GAMES | SCHEDULE | | OF SCHEDULE | RPI | RPI | | RPI | RPI | |
| DIV. I ONLY | | 15-27-0 | .35714 | 248 | 4-6-0 | | 189 | 262 | 239 | .45164 | 239 | 24 | 24 |
| DIV. I NON-CONF. | | 6-17-0 | .26087 | 264 | 1-1-0 | | 262 | 225 | 258 | .43582 | 258 | 22 | 22 |
| TOTALS | | RPI 1-25 | RPI 26-50 | | W-L RECORDS | | RPI 51-100 | | RPI 101-150 | | RPI 150+ | | |
| 15-27-0 | 0-1-0 | 0-0-0 | | OVERALL | | 2-4-0 | | 1-4-0 | | 12-18-0 | | | |
| 8-7-0 | 0-0-0 | 0-0-0 | | HOME | | 1-2-0 | | 1-1-0 | | 6-4-0 | | | |
| 7-20-0 | 0-1-0 | 0-0-0 | | AWAY | | 1-2-0 | | 0-3-0 | | 6-14-0 | | | |
| 0-0-0 | 0-0-0 | 0-0-0 | | NEUTRAL | | 0-0-0 | | 0-0-0 | | 0-0-0 | | | |
| 6-17-0 | 0-1-0 | 0-0-0 | | NON-CONFERENCE | | 1-2-0 | | 0-0-0 | | 5-14-0 | | | |
| 0-2-0 | 0-0-0 | 0-0-0 | | HOME | | 0-0-0 | | 0-0-0 | | 0-2-0 | | | |
| 6-15-0 | 0-1-0 | 0-0- | | AWAY | | 1-2-0 | | 0-0-0 | | 5-12-0 | | | |
| 0-0-0 | 0-0-0 | 0-0-0 | | NEUTRAL | | 0-0-0 | | 0-0-0 | | 0-0-0 | | | |
| 9-10-0 | 0-0-0 | 0-0-0 | | CONFERENCE | | 1-2-0 | | 1-4-0 | | 7-4-0 | | | |
| 8-5-0 | 0-0-0 | 0-0-0 | | HOME | | 1-2-0 | | 1-1-0 | | 6-2-0 | | | |
| 1-5-0 | 0-0-0 | 0-0-0 | | AWAY | | 0-0-0 | | 0-3-0 | | 1-2-0 | | | |
| 0-0-0 | 0-0-0 | 0-0-0 | | NEUTRAL | | 0-0-0 | | 0-0-0 | | 0-0-0 | | | |
| RPI S | Opponent | Score | | RPI S | Opponent | Score | | RPI S | Opponent | Score | | | |
| 7 A | Louisville | 4 | 6 | | | 91 A | Cincinnati | 1 | 9 | 126 A | Ill.-Chicago | 2 | 5 |
| | | | | | | 91 A | Cincinnati | 3 | 2 | 126 A | Ill.-Chicago | 0 | 4 |
| | | | | | | 91 A | Cincinnati | 7 | 13 | 126 A | Ill.-Chicago | 2 | 7 |
| | | | | | | 93 H | Wright St. | 3 | 7 | 126 H | Ill.-Chicago | 3 | 5 |
| | | | | | | 93 H | Wright St. | 3 | 5 | 126 H | Ill.-Chicago | 6 | 2 |
| | | | | | | 93 H | Wright St. | 7 | 2 | 157 A | Ohio St. | 8 | 1 |
| | | | | | | | | | | 178 A | Radford | 10 | 5 |
| | | | | | | | | | | 178 A | Radford | 5 | 10 |
| | | | | | | | | | | 178 A | Radford | 3 | 7 |
| | | | | | | | | | | 194 A | Valparaiso | 7 | 8 |
| | | | | | | | | | | 194 A | Valparaiso | 18 | 7 |
| | | | | | | | | | | 194 A | Valparaiso | 9 | 10 |
| | | | | | | | | | | 194 H | Valparaiso | 4 | 17 |
| | | | | | | | | | | 194 H | Valparaiso | 14 | 5 |
| | | | | | | | | | | 206 A | Miami (OH) | 6 | 3 |
| | | | | | | | | | | 206 H | Miami (OH) | 4 | 5 |
| | | | | | | | | | | 222 A | Sacramento St. | 0 | 2 |
| | | | | | | | | | | 222 A | Sacramento St. | 5 | 6 |
| | | | | | | | | | | 222 A | Sacramento St. | 0 | 10 |
| | | | | | | | | | | 222 A | Sacramento St. | 11 | 12 |
| | | | | | | | | | | 224 A | Georgia St. | 6 | 10 |
| | | | | | | | | | | 224 A | Georgia St. | 4 | 12 |
| | | | | | | | | | | 224 A | Georgia St. | 8 | 7 |
| | | | | | | | | | | 229 A | Eastern Ky. | 8 | 10 |
| | | | | | | | | | | 229 H | Eastern Ky. | 5 | 6 |
| | | | | | | | | | | 230 A | Campbell | 5 | 12 |
| | | | | | | | | | | 230 A | Campbell | 5 | 3 |
| LAST 10 GAMES | | | | | | | | | | | | | |
| | | | | | | | | | | 126 H | Ill.-Chicago | 6 | 2 |
| | | | | | | | | | | 194 H | Valparaiso | 4 | 17 |
| | | | | | | | | | | 194 H | Valparaiso | 14 | 5 |
| | | | | | | | | | | 157 A | Ohio St. | 8 | 1 |
| | | | | | | | | | | 126 A | Ill.-Chicago | 2 | 7 |
| 93 H | Wright St. | 7 | 2 | | | | | | | | | | |
| 93 H | Wright St. | 3 | 5 | | | | | | | | | | |
| 93 H | Wright St. | 3 | 7 | | | | | | | | | | |
| 7 A | Louisville | 4 | 6 | | | | | | | | | | |
| 126 H | Ill.-Chicago | 3 | 5 | | | | | | | | | | |

Non-Div. I Games: Miami-Hamilton 15 1

Northern Ky.

| RPI | S | Opponent | Score | |
|-----|---|----------------|-------|----|
| 230 | A | Campbell | 5 | 8 |
| 252 | H | Milwaukee | 13 | 9 |
| 252 | H | Milwaukee | 6 | 5 |
| 252 | H | Milwaukee | 7 | 4 |
| 263 | H | Youngstown St. | 15 | 8 |
| 263 | H | Youngstown St. | 7 | 8 |
| 263 | H | Youngstown St. | 6 | 3 |
| 272 | A | Dayton | 3 | 10 |

Northern Ky.

N
o
r
t
h
e
r
n
K
y
.

N
o
r
t
h
e
r
n
K
y
.

| Average RPI Win: 221 | | WON-LOST RECORD | WINNING PCT. RANK | LAST 10 GAMES | STRENGTH OF SCHEDULE | OPP. STRENGTH OF SCHEDULE | TEAM RPI | ADJ RPI | | CONF. RPI | ADJ CONF. RPI | |
|-----------------------|---|--------------------|----------------------|------------------|-------------------------|------------------------------|-------------|------------|--------|----------------|------------------|-------------------|
| Average RPI Loss: 171 | | | | | | | | | | | | |
| DIV. I ONLY | | 18-24-0 | .42857 | 207 | 1-9-0 | 222 | 258 | 240 | .45162 | 240 | 17 | 17 |
| DIV. I NON-CONF. | | 12-9-0 | .57143 | 103 | 1-3-0 | 290 | 284 | 229 | .46352 | 229 | 20 | 20 |
| <hr/> | | | | | | | | | | | | |
| TOTALS | | RPI 1-25 | | RPI 26-50 | | W-L RECORDS | | RPI 51-100 | | RPI 101-150 | | RPI 150+ |
| 18-24-0 | | 0-0-0 | | 0-0-0 | | OVERALL | | 0-3-0 | | 3-6-0 | | 15-15-0 |
| 12-8-0 | | 0-0-0 | | 0-0-0 | | HOME | | 0-0-0 | | 2-1-0 | | 10-7-0 |
| 4-14-0 | | 0-0-0 | | 0-0-0 | | AWAY | | 0-3-0 | | 1-5-0 | | 3-6-0 |
| 2-2-0 | | 0-0-0 | | 0-0-0 | | NEUTRAL | | 0-0-0 | | 0-0-0 | | 2-2-0 |
| 12-9-0 | | 0-0-0 | | 0-0-0 | | NON-CONFERENCE | | 0-0-0 | | 1-2-0 | | 11-7-0 |
| 6-2-0 | | 0-0-0 | | 0-0-0 | | HOME | | 0-0-0 | | 0-0-0 | | 6-2-0 |
| 4-5-0 | | 0-0-0 | | 0-0- | | AWAY | | 0-0-0 | | 1-2-0 | | 3-3-0 |
| 2-2-0 | | 0-0-0 | | 0-0-0 | | NEUTRAL | | 0-0-0 | | 0-0-0 | | 2-2-0 |
| 6-15-0 | | 0-0-0 | | 0-0-0 | | CONFERENCE | | 0-3-0 | | 2-4-0 | | 4-8-0 |
| 6-6-0 | | 0-0-0 | | 0-0-0 | | HOME | | 0-0-0 | | 2-1-0 | | 4-5-0 |
| 0-9-0 | | 0-0-0 | | 0-0-0 | | AWAY | | 0-3-0 | | 0-3-0 | | 0-3-0 |
| 0-0-0 | | 0-0-0 | | 0-0-0 | | NEUTRAL | | 0-0-0 | | 0-0-0 | | 0-0-0 |
| RPI | S | Opponent | Score | RPI | S | Opponent | Score | RPI | S | Opponent | Score | |
| | | | | | | | | 88 | A | Tennessee Tech | 8 | 13 |
| | | | | | | | | 88 | A | Tennessee Tech | 2 | 3 |
| | | | | | | | | 88 | A | Tennessee Tech | 7 | 11 |
| | | | | | | | | | | 105 | A | Pittsburgh |
| | | | | | | | | | | 105 | A | Pittsburgh |
| | | | | | | | | | | 105 | A | Pittsburgh |
| | | | | | | | | | | 123 | A | Morehead St. |
| | | | | | | | | | | 123 | A | Morehead St. |
| | | | | | | | | | | 123 | A | Morehead St. |
| | | | | | | | | | | 134 | H | Southeast Mo. St. |
| | | | | | | | | | | 134 | H | Southeast Mo. St. |
| | | | | | | | | | | 134 | H | Southeast Mo. St. |
| | | | | | | | | | | 152 | H | Saint Louis |
| | | | | | | | | | | 159 | H | Bradley |
| | | | | | | | | | | 166 | A | Belmont |
| | | | | | | | | | | 166 | A | Belmont |
| | | | | | | | | | | 166 | A | Belmont |
| | | | | | | | | | | 185 | H | Murray St. |
| | | | | | | | | | | 185 | H | Murray St. |
| | | | | | | | | | | 185 | H | Murray St. |
| | | | | | | | | | | 205 | H | UT Martin |
| | | | | | | | | | | 205 | H | UT Martin |
| | | | | | | | | | | 205 | H | UT Martin |
| | | | | | | | | | | 228 | N | Ohio |
| | | | | | | | | | | 228 | N | Ohio |
| | | | | | | | | | | 228 | N | Ohio |
| | | | | | | | | | | 228 | N | Ohio |
| | | | | | | | | | | 229 | H | Eastern Ky. |
| | | | | | | | | | | 229 | H | Eastern Ky. |
| | | | | | | | | | | 229 | H | Eastern Ky. |
| LAST 10 GAMES | | | | | | | | | | | | |
| | | | | 105 | A | Pittsburgh | 5 | 17 | | 205 | H | UT Martin |
| | | | | 105 | A | Pittsburgh | 6 | 7 | | 268 | A | Western Ill. |
| | | | | 105 | A | Pittsburgh | 6 | 4 | | 123 | A | Morehead St. |
| | | | | 205 | H | UT Martin | 2 | 3 | | 123 | A | Morehead St. |
| | | | | 205 | H | UT Martin | 1 | 3 | | 123 | A | Morehead St. |

Non-Div. I Games:

SIUE

| RPI | S | Opponent | Score | |
|-----|---|---------------|-------|----|
| 241 | H | Northern Ill. | 5 | 3 |
| 241 | H | Northern Ill. | 4 | 2 |
| 241 | H | Northern Ill. | 4 | 3 |
| 241 | H | Northern Ill. | 9 | 7 |
| 266 | A | Evansville | 8 | 7 |
| 266 | H | Evansville | 5 | 2 |
| 268 | A | Western Ill. | 4 | 21 |
| 268 | H | Western Ill. | 9 | 3 |
| 280 | A | Seattle U | 1 | 4 |
| 280 | A | Seattle U | 3 | 9 |
| 280 | A | Seattle U | 13 | 10 |
| 280 | A | Seattle U | 6 | 0 |

S
I
U
E

S
I
U
E

SIUE

| Average RPI Win: 187 | | WON-LOST | WINNING | LAST 10 | STRENGTH OF | | OPP. STRENGTH | TEAM | ADJ | | CONF. | ADJ CONF. |
|-----------------------|----------|----------|-----------|------------|----------------|-------|----------------|-------|-------------|------------------|----------|-----------|
| Average RPI Loss: 159 | | RECORD | PCT. RANK | GAMES | SCHEDULE | | OF SCHEDULE | RPI | RPI | | RPI | RPI |
| DIV. I ONLY | | 14-28-0 | .33333 | 256 | 5-5-0 | | 203 | 217 | 241 | | 21 | 21 |
| DIV. I NON-CONF. | | 6-21-0 | .22222 | 273 | 2-2-0 | | 151 | 251 | 248 | | 18 | 18 |
| TOTALS | | RPI 1-25 | RPI 26-50 | | W-L RECORDS | | RPI 51-100 | | RPI 101-150 | | RPI 150+ | |
| 14-28-0 | | 0-0-0 | 1-4-0 | | OVERALL | | 1-5-0 | | 2-4-0 | | 10-15-0 | |
| 4-8-0 | | 0-0-0 | 0-0-0 | | HOME | | 1-3-0 | | 2-2-0 | | 1-3-0 | |
| 9-16-0 | | 0-0-0 | 1-4-0 | | AWAY | | 0-1-0 | | 0-2-0 | | 8-8-0 | |
| 1-4-0 | | 0-0-0 | 0-0-0 | | NEUTRAL | | 0-1-0 | | 0-0-0 | | 1-3-0 | |
| 6-21-0 | | 0-0-0 | 1-4-0 | | NON-CONFERENCE | | 0-3-0 | | 0-3-0 | | 5-11-0 | |
| 0-3-0 | | 0-0-0 | 0-0-0 | | HOME | | 0-1-0 | | 0-1-0 | | 0-1-0 | |
| 5-14-0 | | 0-0-0 | 1-0- | | AWAY | | 0-1-0 | | 0-2-0 | | 4-7-0 | |
| 1-4-0 | | 0-0-0 | 0-0-0 | | NEUTRAL | | 0-1-0 | | 0-0-0 | | 1-3-0 | |
| 8-7-0 | | 0-0-0 | 0-0-0 | | CONFERENCE | | 1-2-0 | | 2-1-0 | | 5-4-0 | |
| 4-5-0 | | 0-0-0 | 0-0-0 | | HOME | | 1-2-0 | | 2-1-0 | | 1-2-0 | |
| 4-2-0 | | 0-0-0 | 0-0-0 | | AWAY | | 0-0-0 | | 0-0-0 | | 4-2-0 | |
| 0-0-0 | | 0-0-0 | 0-0-0 | | NEUTRAL | | 0-0-0 | | 0-0-0 | | 0-0-0 | |
| RPI S | Opponent | Score | RPI S | Opponent | Score | RPI S | Opponent | Score | RPI S | Opponent | Score | |
| | | | 27 A | Oklahoma | 3 10 | 68 H | Kent St. | 4 7 | 102 A | Iowa | 8 12 | |
| | | | 30 A | Michigan | 3 8 | 68 H | Kent St. | 8 7 | 126 A | Ill.-Chicago | 1 6 | |
| | | | 30 A | Michigan | 4 7 | 68 H | Kent St. | 1 4 | 126 H | Ill.-Chicago | 3 17 | |
| | | | 30 A | Michigan | 4 7 | 74 H | Minnesota | 2 3 | 142 H | Ball St. | 6 3 | |
| | | | 30 A | Michigan | 8 5 | 92 A | Notre Dame | 1 12 | 142 H | Ball St. | 11 8 | |
| | | | | | | 98 N | Boston College | 1 9 | 142 H | Ball St. | 1 4 | |
| | | | | | | | | | 152 A | Saint Louis | 2 0 | |
| | | | | | | | | | 152 A | Saint Louis | 5 10 | |
| | | | | | | | | | 152 A | Saint Louis | 1 8 | |
| | | | | | | | | | 167 A | Indiana St. | 8 17 | |
| | | | | | | | | | 186 A | Toledo | 9 3 | |
| | | | | | | | | | 186 A | Toledo | 7 4 | |
| | | | | | | | | | 186 A | Toledo | 16 2 | |
| | | | | | | | | | 197 A | Buffalo | 3 6 | |
| | | | | | | | | | 197 A | Buffalo | 2 1 | |
| | | | | | | | | | 197 A | Buffalo | 1 3 | |
| | | | | | | | | | 240 A | SIUE | 2 4 | |
| | | | | | | | | | 240 A | SIUE | 7 9 | |
| | | | | | | | | | 240 A | SIUE | 3 4 | |
| | | | | | | | | | 240 A | SIUE | 3 5 | |
| | | | | | | | | | 248 N | South Dakota St. | 2 7 | |
| | | | | | | | | | 250 N | Villanova | 6 4 | |
| | | | | | | | | | 252 H | Milwaukee | 0 2 | |
| | | | | | | | | | 266 A | Evansville | 5 2 | |
| | | | | | | | | | 266 A | Evansville | 1 0 | |
| | | | | | | | | | 269 H | Bowling Green | 4 7 | |
| | | | | | | | | | 269 H | Bowling Green | 1 9 | |
| LAST 10 GAMES | | | 142 H | Ball St. | 11 8 | 266 A | Evansville | 5 2 | | | | |
| | | | 142 H | Ball St. | 6 3 | 167 A | Indiana St. | 8 17 | | | | |
| | | | 142 H | Ball St. | 1 4 | 68 H | Kent St. | 8 7 | | | | |
| | | | 74 H | Minnesota | 2 3 | 68 H | Kent St. | 1 4 | | | | |
| | | | 266 A | Evansville | 1 0 | 68 H | Kent St. | 4 7 | | | | |

Non-Div. I Games:

Northern Ill.

| RPI | S | Opponent | Score | |
|-----|---|---------------|-------|----|
| 269 | H | Bowling Green | 11 | 0 |
| 281 | A | Chicago St. | 4 | 0 |
| 281 | N | Chicago St. | 1 | 11 |
| 281 | N | Chicago St. | 6 | 7 |

Northern Ill.

N
o
r
t
h
e
r
n
I
l
l
.

N
o
r
t
h
e
r
n
I
l
l
.

Oakland

Oakland

| RPI | S | Opponent | Score | |
|-----|---|----------------|-------|----|
| 252 | A | Milwaukee | 3 | 4 |
| 252 | H | Milwaukee | 12 | 6 |
| 252 | H | Milwaukee | 9 | 6 |
| 263 | A | Youngstown St. | 10 | 6 |
| 263 | A | Youngstown St. | 4 | 12 |
| 263 | A | Youngstown St. | 4 | 5 |

Oakland

O
a
k
l
a
n
d

O
a
k
l
a
n
d

[illegible]

Non-Div. I Games:

Quinnipiac

| RPI | S | Opponent | Score | |
|-----|---|---------------|-------|----|
| 230 | A | Campbell | 7 | 5 |
| 230 | A | Campbell | 6 | 11 |
| 249 | A | Iona | 1 | 0 |
| 249 | A | Iona | 4 | 12 |
| 249 | A | Iona | 1 | 2 |
| 267 | A | USC Upstate | 3 | 5 |
| 267 | A | USC Upstate | 11 | 3 |
| 267 | A | USC Upstate | 3 | 5 |
| 299 | H | Saint Peter's | 7 | 0 |
| 299 | H | Saint Peter's | 13 | 1 |
| 299 | H | Saint Peter's | 5 | 1 |

Quinnipiac

Q
u
i
n
n
i
p
i
a
c

Q
u
i
n
n
i
p
i
a
c

[illegible]

Non-Div. I Games:

Bucknell

Bucknell

| Average RPI Win: Average RPI Loss: | 203 125 | WON-LOST RECORD | WINNING PCT. RANK | LAST 10 GAMES | | STRENGTH OF SCHEDULE | OPP. STRENGTH OF SCHEDULE | TEAM RPI | ADJ RPI | CONF. RPI | ADJ CONF. RPI | | | | |
|---------------------------------------|------------|--------------------|----------------------|------------------|------------------------|-------------------------|------------------------------|-------------|------------|--------------|-------------------|----------|----|----------|-------|
| DIV. I ONLY | | 15-26-0 | .36585 | 243 | 3-7-0 | 159 | 207 | 245 | .44898 | 245 | 13 | 13 | | | |
| DIV. I NON-CONF. | | 11-9-0 | .55 | 115 | 1-1-0 | 234 | 254 | 217 | .46835 | 215 | 11 | 11 | | | |
| <hr/> | | | | | | | | | | | | | | | |
| TOTALS | RPI 1-25 | | | RPI 26-50 | W-L RECORDS | | RPI 51-100 | | | RPI 101-150 | | RPI 150+ | | | |
| 15-26-0 | 0-0-0 | | | 0-0-0 | OVERALL | | 0-15-0 | | | 5-2-0 | | 10-9-0 | | | |
| 14-9-0 | 0-0-0 | | | 0-0-0 | HOME | | 0-3-0 | | | 4-0-0 | | 10-6-0 | | | |
| 1-17-0 | 0-0-0 | | | 0-0-0 | AWAY | | 0-12-0 | | | 1-2-0 | | 0-3-0 | | | |
| 0-0-0 | 0-0-0 | | | 0-0-0 | NEUTRAL | | 0-0-0 | | | 0-0-0 | | 0-0-0 | | | |
| 11-9-0 | 0-0-0 | | | 0-0-0 | NON-CONFERENCE | | 0-0-0 | | | 5-2-0 | | 6-7-0 | | | |
| 10-4-0 | 0-0-0 | | | 0-0-0 | HOME | | 0-0-0 | | | 4-0-0 | | 6-4-0 | | | |
| 1-5-0 | 0-0-0 | | | 0-0- | AWAY | | 0-0-0 | | | 1-2-0 | | 0-3-0 | | | |
| 0-0-0 | 0-0-0 | | | 0-0-0 | NEUTRAL | | 0-0-0 | | | 0-0-0 | | 0-0-0 | | | |
| 4-17-0 | 0-0-0 | | | 0-0-0 | CONFERENCE | | 0-15-0 | | | 0-0-0 | | 4-2-0 | | | |
| 4-5-0 | 0-0-0 | | | 0-0-0 | HOME | | 0-3-0 | | | 0-0-0 | | 4-2-0 | | | |
| 0-12-0 | 0-0-0 | | | 0-0-0 | AWAY | | 0-12-0 | | | 0-0-0 | | 0-0-0 | | | |
| 0-0-0 | 0-0-0 | | | 0-0-0 | NEUTRAL | | 0-0-0 | | | 0-0-0 | | 0-0-0 | | | |
| RPI | S | Opponent | Score | RPI | S | Opponent | Score | RPI | S | Opponent | Score | RPI | S | Opponent | Score |
| | | | | | | | 54 A San Diego | 5 | 9 | 103 A | San Diego St. | 5 | 1 | | |
| | | | | | | | 54 A San Diego | 4 | 10 | 103 A | San Diego St. | 0 | 11 | | |
| | | | | | | | 54 A San Diego | 0 | 1 | 103 A | San Diego St. | 5 | 11 | | |
| | | | | | | | 58 H BYU | 1 | 12 | 112 H | Washington St. | 14 | 8 | | |
| | | | | | | | 58 H BYU | 0 | 6 | 130 H | Cal Poly | 8 | 3 | | |
| | | | | | | | 58 H BYU | 2 | 5 | 130 H | Cal Poly | 2 | 0 | | |
| | | | | | | | 65 A Loyola Marymount | 6 | 15 | 130 H | Cal Poly | 16 | 0 | | |
| | | | | | | | 65 A Loyola Marymount | 7 | 8 | 190 A | Fresno St. | 4 | 10 | | |
| | | | | | | | 65 A Loyola Marymount | 4 | 5 | 190 H | Fresno St. | 12 | 11 | | |
| | | | | | | | 72 A Saint Mary's (CA) | 1 | 5 | 207 H | Pepperdine | 11 | 5 | | |
| | | | | | | | 72 A Saint Mary's (CA) | 2 | 3 | 207 H | Pepperdine | 4 | 1 | | |
| | | | | | | | 72 A Saint Mary's (CA) | 9 | 15 | 207 H | Pepperdine | 6 | 7 | | |
| | | | | | | | 78 A Gonzaga | 0 | 4 | 213 H | Penn St. | 2 | 11 | | |
| | | | | | | | 78 A Gonzaga | 0 | 9 | 213 H | Penn St. | 4 | 11 | | |
| | | | | | | | 78 A Gonzaga | 4 | 9 | 213 H | Penn St. | 6 | 1 | | |
| | | | | | | | | | | 222 A | Sacramento St. | 1 | 9 | | |
| | | | | | | | | | | 222 H | Sacramento St. | 2 | 5 | | |
| | | | | | | | | | | 224 A | San Jose St. | 2 | 9 | | |
| | | | | | | | | | | 224 H | San Jose St. | 12 | 10 | | |
| | | | | | | | | | | 279 H | Portland | 3 | 1 | | |
| | | | | | | | | | | 279 H | Portland | 2 | 0 | | |
| | | | | | | | | | | 279 H | Portland | 7 | 10 | | |
| | | | | | LAST 10 GAMES | | | | | 280 H | Seattle U | 13 | 4 | | |
| | | | | | 279 H Portland | 2 | 0 | | | 72 A | Saint Mary's (CA) | 1 | 5 | | |
| | | | | | 279 H Portland | 3 | 1 | | | 72 A | Saint Mary's (CA) | 9 | 15 | | |
| | | | | | 279 H Portland | 7 | 10 | | | 190 H | Fresno St. | 12 | 11 | | |
| | | | | | 222 H Sacramento St. | 2 | 5 | | | 54 A | San Diego | 4 | 10 | | |
| | | | | | 72 A Saint Mary's (CA) | 2 | 3 | | | 54 A | San Diego | 0 | 1 | | |

Non-Div. I Games:

Pacific

| Average RPI Win: | 217 | WON-LOST RECORD | WINNING PCT. RANK | LAST 10 GAMES | STRENGTH OF SCHEDULE | OPP. STRENGTH OF SCHEDULE | TEAM RPI | ADJ RPI | CONF. RPI | ADJ CONF. RPI | | |
|-------------------|----------|-----------------|-------------------|----------------|----------------------|---------------------------|----------|-------------|-----------|----------------|-----------|------|
| Average RPI Loss: | 168 | | | | | | | | | | | |
| DIV. I ONLY | 17-22-1 | .4375 | 201 | 3-6-1 | 273 | 244 | 246 | .44792 | 246 | 26 | 26 | |
| DIV. I NON-CONF. | 8-13-1 | .38636 | 225 | 0-1-1 | 273 | 123 | 240 | .45514 | 240 | 25 | 25 | |
| <hr/> | | | | | | | | | | | | |
| TOTALS | RPI 1-25 | RPI 26-50 | | W-L RECORDS | | RPI 51-100 | | RPI 101-150 | | RPI 150+ | | |
| 17-22-1 | 0-0-0 | 0-4-0 | | OVERALL | | 1-0-0 | | 2-1-0 | | 14-17-1 | | |
| 7-6-0 | 0-0-0 | 0-0-0 | | HOME | | 0-0-0 | | 0-0-0 | | 7-6-0 | | |
| 9-15-1 | 0-0-0 | 0-4-0 | | AWAY | | 1-0-0 | | 2-1-0 | | 6-10-1 | | |
| 1-1-0 | 0-0-0 | 0-0-0 | | NEUTRAL | | 0-0-0 | | 0-0-0 | | 1-1-0 | | |
| <hr/> | | | | | | | | | | | | |
| 8-13-1 | 0-0-0 | 0-4-0 | | NON-CONFERENCE | | 1-0-0 | | 2-1-0 | | 5-8-1 | | |
| 2-2-0 | 0-0-0 | 0-0-0 | | HOME | | 0-0-0 | | 0-0-0 | | 2-2-0 | | |
| 5-10-1 | 0-0-0 | 0-0- | | AWAY | | 1-0-0 | | 2-1-0 | | 2-5-1 | | |
| 1-1-0 | 0-0-0 | 0-0-0 | | NEUTRAL | | 0-0-0 | | 0-0-0 | | 1-1-0 | | |
| <hr/> | | | | | | | | | | | | |
| 9-9-0 | 0-0-0 | 0-0-0 | | CONFERENCE | | 0-0-0 | | 0-0-0 | | 9-9-0 | | |
| 5-4-0 | 0-0-0 | 0-0-0 | | HOME | | 0-0-0 | | 0-0-0 | | 5-4-0 | | |
| 4-5-0 | 0-0-0 | 0-0-0 | | AWAY | | 0-0-0 | | 0-0-0 | | 4-5-0 | | |
| 0-0-0 | 0-0-0 | 0-0-0 | | NEUTRAL | | 0-0-0 | | 0-0-0 | | 0-0-0 | | |
| <hr/> | | | | | | | | | | | | |
| RPI S | Opponent | Score | RPI S | Opponent | Score | RPI S | Opponent | Score | RPI S | Opponent | Score | |
| | | | 47 A | Charlotte | 2 4 | | | | 118 A | Georgia | 11 4 | |
| | | | 47 A | Charlotte | 2 12 | | 87 A | Rutgers | 7 2 | 118 A | Georgia | 3 9 |
| | | | 47 A | Charlotte | 2 12 | | | | 118 A | Georgia | 8 3 | |
| | | | 47 A | Charlotte | 2 13 | | | | 156 A | Canisius | 0 7 | |
| | | | | | | | | | 156 A | Canisius | 0 9 | |
| | | | | | | | | | 156 A | Canisius | 3 4 | |
| | | | | | | | | | 165 A | Delaware | 5 8 | |
| | | | | | | | | | 165 A | Delaware | 4 3 | |
| | | | | | | | | | 165 N | Delaware | 6 21 | |
| | | | | | | | | | 168 H | Fairfield | 6 5 | |
| | | | | | | | | | 168 H | Fairfield | 1 9 | |
| | | | | | | | | | 168 H | Fairfield | 0 1 | |
| | | | | | | | | | 170 A | Princeton | 7 7 | |
| | | | | | | | | | 178 A | Radford | 5 11 | |
| | | | | | | | | | 178 A | Radford | 1 3 | |
| | | | | | | | | | 178 A | Radford | 0 18 | |
| | | | | | | | | | 183 H | Niagara | 6 5 | |
| | | | | | | | | | 183 H | Niagara | 2 1 | |
| | | | | | | | | | 183 H | Niagara | 2 1 | |
| | | | | | | | | | 218 H | Saint Joseph's | 5 13 | |
| | | | | | | | | | 230 A | Campbell | 5 7 | |
| | | | LAST 10 GAMES | | | | | | 230 A | Campbell | 12 7 | |
| | | | 254 H | Manhattan | 6 1 | | 156 A | Canisius | 0 7 | 249 A | Iona | 4 6 |
| | | | 254 H | Manhattan | 6 8 | | 156 A | Canisius | 3 4 | 249 A | Iona | 2 7 |
| | | | 254 H | Manhattan | 5 7 | | 170 A | Princeton | 7 7 | 249 A | Iona | 10 8 |
| | | | 218 H | Saint Joseph's | 5 13 | | 183 H | Niagara | 6 5 | 254 H | Manhattan | 6 8 |
| | | | 156 A | Canisius | 0 9 | | 183 H | Niagara | 2 1 | 254 H | Manhattan | 6 1 |

Non-Div. I Games:

Rider

| RPI | S | Opponent | Score | |
|-----|---|---------------|-------|----|
| 254 | H | Manhattan | 5 | 7 |
| 270 | N | Delaware St. | 4 | 2 |
| 276 | H | Wagner | 7 | 14 |
| 289 | H | NJIT | 8 | 1 |
| 291 | H | Lafayette | 2 | 0 |
| 299 | A | Saint Peter's | 15 | 1 |
| 299 | A | Saint Peter's | 28 | 4 |
| 299 | A | Saint Peter's | 7 | 0 |

Rider

| Average RPI Win: | | 174 | WON-LOST RECORD | | WINNING PCT. RANK | | LAST 10 GAMES | | STRENGTH OF SCHEDULE | | OPP. STRENGTH OF SCHEDULE | | TEAM RPI | | ADJ RPI | | CONF. RPI | | ADJ CONF. RPI | | | | |
|-------------------|---|----------------|-----------------|-----------|-------------------|----------------|---------------|----------------|----------------------|-------------|---------------------------|----------|----------|-------------|---------|-------|-----------|-----|---------------|------------------|--|-------|----|
| Average RPI Loss: | | 108 | | | | | | | | | | | | | | | | | | | | | |
| DIV. I ONLY | | | 14-32-0 | | .30435 | 273 | 3-7-0 | | 134 | | 99 | | 247 | | .44767 | | 247 | 6 | | 6 | | | |
| DIV. I NON-CONF. | | | 10-15-0 | | .4 | 211 | 3-1-0 | | 192 | | 212 | | 244 | | .44572 | | 244 | 6 | | 6 | | | |
| TOTALS | | RPI 1-25 | | RPI 26-50 | | W-L RECORDS | | RPI 51-100 | | RPI 101-150 | | RPI 150+ | | | | | | | | | | | |
| 14-32-0 | | 0-7-0 | | 0-6-0 | | OVERALL | | 0-3-0 | | 5-6-0 | | 9-10-0 | | | | | | | | | | | |
| 9-21-0 | | 0-4-0 | | 0-3-0 | | HOME | | 0-3-0 | | 1-3-0 | | 8-8-0 | | | | | | | | | | | |
| 5-11-0 | | 0-3-0 | | 0-3-0 | | AWAY | | 0-0-0 | | 4-3-0 | | 1-2-0 | | | | | | | | | | | |
| 0-0-0 | | 0-0-0 | | 0-0-0 | | NEUTRAL | | 0-0-0 | | 0-0-0 | | 0-0-0 | | | | | | | | | | | |
| 10-15-0 | | 0-4-0 | | 0-0-0 | | NON-CONFERENCE | | 0-0-0 | | 2-3-0 | | 8-8-0 | | | | | | | | | | | |
| 8-10-0 | | 0-1-0 | | 0-0-0 | | HOME | | 0-0-0 | | 1-3-0 | | 7-6-0 | | | | | | | | | | | |
| 2-5-0 | | 0-3-0 | | 0-0- | | AWAY | | 0-0-0 | | 1-0-0 | | 1-2-0 | | | | | | | | | | | |
| 0-0-0 | | 0-0-0 | | 0-0-0 | | NEUTRAL | | 0-0-0 | | 0-0-0 | | 0-0-0 | | | | | | | | | | | |
| 4-17-0 | | 0-3-0 | | 0-6-0 | | CONFERENCE | | 0-3-0 | | 3-3-0 | | 1-2-0 | | | | | | | | | | | |
| 1-11-0 | | 0-3-0 | | 0-3-0 | | HOME | | 0-3-0 | | 0-0-0 | | 1-2-0 | | | | | | | | | | | |
| 3-6-0 | | 0-0-0 | | 0-3-0 | | AWAY | | 0-0-0 | | 3-3-0 | | 0-0-0 | | | | | | | | | | | |
| 0-0-0 | | 0-0-0 | | 0-0-0 | | NEUTRAL | | 0-0-0 | | 0-0-0 | | 0-0-0 | | | | | | | | | | | |
| RPI | S | Opponent | | Score | | RPI | S | Opponent | | Score | | RPI | S | Opponent | | Score | | RPI | S | Opponent | | Score | |
| 3 | A | Kentucky | | 2 | 17 | 44 | A | Louisiana Tech | | 1 | 7 | 75 | H | Rice | | 4 | 8 | 110 | A | Middle Tenn. | | 4 | 2 |
| 3 | H | Kentucky | | 3 | 4 | 44 | A | Louisiana Tech | | 5 | 6 | 75 | H | Rice | | 2 | 13 | 110 | A | Middle Tenn. | | 9 | 10 |
| 7 | A | Louisville | | 1 | 11 | 44 | A | Louisiana Tech | | 1 | 5 | 75 | H | Rice | | 5 | 10 | 110 | A | Middle Tenn. | | 10 | 3 |
| 21 | H | Southern Miss. | | 1 | 13 | 47 | H | Charlotte | | 5 | 16 | | | | | | | 115 | A | UTSA | | 2 | 14 |
| 21 | H | Southern Miss. | | 1 | 6 | 47 | H | Charlotte | | 4 | 6 | | | | | | | 115 | A | UTSA | | 4 | 3 |
| 21 | H | Southern Miss. | | 0 | 5 | 47 | H | Charlotte | | 1 | 3 | | | | | | | 115 | A | UTSA | | 1 | 7 |
| 25 | A | Vanderbilt | | 1 | 8 | | | | | | | | | | | | | 116 | H | Jacksonville St. | | 14 | 4 |
| | | | | | | | | | | | | | | | | | | 116 | H | Jacksonville St. | | 2 | 3 |
| | | | | | | | | | | | | | | | | | | 116 | H | Jacksonville St. | | 5 | 9 |
| | | | | | | | | | | | | | | | | | | 145 | A | Austin Peay | | 22 | 17 |
| | | | | | | | | | | | | | | | | | | 145 | H | Austin Peay | | 3 | 7 |
| | | | | | | | | | | | | | | | | | | 166 | A | Belmont | | 3 | 11 |
| | | | | | | | | | | | | | | | | | | 166 | H | Belmont | | 3 | 2 |
| | | | | | | | | | | | | | | | | | | 182 | H | Lipscomb | | 4 | 10 |
| | | | | | | | | | | | | | | | | | | 185 | A | Murray St. | | 8 | 5 |
| | | | | | | | | | | | | | | | | | | 185 | H | Murray St. | | 10 | 9 |
| | | | | | | | | | | | | | | | | | | 189 | H | UAB | | 0 | 5 |
| | | | | | | | | | | | | | | | | | | 189 | H | UAB | | 9 | 6 |
| | | | | | | | | | | | | | | | | | | 189 | H | UAB | | 4 | 8 |
| | | | | | | | | | | | | | | | | | | 194 | H | Valparaiso | | 2 | 5 |
| | | | | | | | | | | | | | | | | | | 194 | H | Valparaiso | | 6 | 5 |
| | | | | | | | | | | | | | | | | | | 194 | H | Valparaiso | | 4 | 3 |
| | | | | | | | | | | | | | | | | | | 228 | H | Ohio | | 0 | 3 |
| | | | | | | | | | | | | | | | | | | 228 | H | Ohio | | 0 | 3 |
| | | | | | | | | | | | | | | | | | | 228 | H | Ohio | | 5 | 4 |
| | | | | | | | | | | | | | | | | | | 229 | A | Eastern Ky. | | 15 | 16 |
| | | | | | | | | | | | | | | | | | | 229 | H | Eastern Ky. | | 14 | 3 |
| LAST 10 GAMES | | | | | | | | | | | | | | | | | | | | | | | |
| | | | | | | 229 | H | Eastern Ky. | | 14 | 3 | 75 | H | Rice | | 2 | 13 | 228 | H | Ohio | | 0 | 3 |
| | | | | | | 44 | A | Louisiana Tech | | 1 | 5 | 75 | H | Rice | | 5 | 10 | 228 | H | Ohio | | 0 | 3 |
| | | | | | | 44 | A | Louisiana Tech | | 1 | 7 | 75 | H | Rice | | 4 | 8 | 228 | H | Ohio | | 5 | 4 |
| | | | | | | 44 | A | Louisiana Tech | | 5 | 6 | 145 | H | Austin Peay | | 3 | 7 | 229 | A | Eastern Ky. | | 15 | 16 |
| | | | | | | 145 | A | Austin Peay | | 22 | 17 | 185 | A | Murray St. | | 8 | 5 | 229 | H | Eastern Ky. | | 14 | 3 |

Non-Div. I Games:

Western Ky.

| RPI | S | Opponent | Score | |
|-----|---|--------------|-------|----|
| 275 | H | Illinois St. | 4 | 12 |
| 275 | H | Illinois St. | 13 | 6 |
| 275 | H | Illinois St. | 3 | 4 |

Western Ky.

W
e
s
t
e
r
n
K
y
.

W
e
s
t
e
r
n
K
y
.

| | | | | | | | | | | | | | |
|-------------------|-----------------|-----------|-----------|------------------------|-------------|---------------|---------|-------------------------|-------|--------------------|-------|---|----|
| Average RPI Win: | 247 | WON-LOST | WINNING | LAST 10 | STRENGTH OF | OPP. STRENGTH | TEAM | ADJ | CONF. | ADJ CONF. | | | |
| Average RPI Loss: | 163 | RECORD | PCT. RANK | GAMES | SCHEDULE | OF SCHEDULE | RPI | RPI | RPI | RPI | | | |
| DIV. I ONLY | 13-21-0 | .38235 | 230 | 3-7-0 | 226 | 279 | 248 | .44753 | 248 | 29 | 29 | | |
| DIV. I NON-CONF. | 3-10-0 | .23077 | 270 | 0-1-0 | 188 | 97 | 252 | .4402 | 252 | 28 | 29 | | |
| <hr/> | | | | | | | | | | | | | |
| TOTALS | RPI 1-25 | RPI 26-50 | | W-L RECORDS | | RPI 51-100 | | RPI 101-150 | | RPI 150+ | | | |
| 13-21-0 | 0-0-0 | 0-0-0 | | OVERALL | | 1-4-0 | | 1-6-0 | | 11-11-0 | | | |
| 5-4-0 | 0-0-0 | 0-0-0 | | HOME | | 0-0-0 | | 1-2-0 | | 4-2-0 | | | |
| 6-13-0 | 0-0-0 | 0-0-0 | | AWAY | | 1-4-0 | | 0-4-0 | | 5-5-0 | | | |
| 2-4-0 | 0-0-0 | 0-0-0 | | NEUTRAL | | 0-0-0 | | 0-0-0 | | 2-4-0 | | | |
| <hr/> | | | | | | | | | | | | | |
| 3-10-0 | 0-0-0 | 0-0-0 | | NON-CONFERENCE | | 1-4-0 | | 0-1-0 | | 2-5-0 | | | |
| 0-0-0 | 0-0-0 | 0-0-0 | | HOME | | 0-0-0 | | 0-0-0 | | 0-0-0 | | | |
| 1-6-0 | 0-0-0 | 0-0- | | AWAY | | 1-4-0 | | 0-1-0 | | 0-1-0 | | | |
| 2-4-0 | 0-0-0 | 0-0-0 | | NEUTRAL | | 0-0-0 | | 0-0-0 | | 2-4-0 | | | |
| <hr/> | | | | | | | | | | | | | |
| 10-11-0 | 0-0-0 | 0-0-0 | | CONFERENCE | | 0-0-0 | | 1-5-0 | | 9-6-0 | | | |
| 5-4-0 | 0-0-0 | 0-0-0 | | HOME | | 0-0-0 | | 1-2-0 | | 4-2-0 | | | |
| 5-7-0 | 0-0-0 | 0-0-0 | | AWAY | | 0-0-0 | | 0-3-0 | | 5-4-0 | | | |
| 0-0-0 | 0-0-0 | 0-0-0 | | NEUTRAL | | 0-0-0 | | 0-0-0 | | 0-0-0 | | | |
| <hr/> | | | | | | | | | | | | | |
| RPI | S | Opponent | Score | RPI | S | Opponent | Score | RPI | S | Opponent | Score | | |
| | | | | 53 A Oklahoma St. | | | | 3 | 6 | 102 A Iowa | | 3 | 4 |
| | | | | 53 A Oklahoma St. | | | | 3 | 8 | 103 A Oral Roberts | | 5 | 11 |
| | | | | 53 A Oklahoma St. | | | | 2 | 1 | 103 A Oral Roberts | | 6 | 7 |
| | | | | 74 A Minnesota | | | | 2 | 5 | 103 A Oral Roberts | | 2 | 6 |
| | | | | 74 A Minnesota | | | | 5 | 7 | 103 H Oral Roberts | | 5 | 14 |
| | | | | | | | | 103 H Oral Roberts | | 5 | 2 | | |
| | | | | | | | | 103 H Oral Roberts | | 6 | 8 | | |
| | | | | | | | | 163 N Central Conn. St. | | 4 | 6 | | |
| | | | | | | | | 163 N Central Conn. St. | | 6 | 15 | | |
| | | | | | | | | 174 A Creighton | | 5 | 6 | | |
| | | | | | | | | 211 N Maine | | 0 | 6 | | |
| | | | | | | | | 211 N Maine | | 3 | 4 | | |
| | | | | | | | | 241 N Northern Ill. | | 7 | 2 | | |
| | | | | | | | | 268 A Western Ill. | | 13 | 5 | | |
| | | | | | | | | 268 A Western Ill. | | 4 | 8 | | |
| | | | | | | | | 268 A Western Ill. | | 2 | 7 | | |
| | | | | | | | | 271 A North Dakota St. | | 1 | 4 | | |
| | | | | | | | | 271 A North Dakota St. | | 1 | 4 | | |
| | | | | | | | | 271 A North Dakota St. | | 1 | 0 | | |
| | | | | | | | | 271 H North Dakota St. | | 0 | 3 | | |
| | | | | 271 H North Dakota St. | | 4 | 11 | | | | | | |
| | | | | 271 H North Dakota St. | | 2 | 1 | | | | | | |
| | | | | 277 A Omaha | | 15 | 0 | | | | | | |
| | | | | 277 A Omaha | | 5 | 2 | | | | | | |
| | | | | 277 A Omaha | | 13 | 4 | | | | | | |
| | | | | 281 N Chicago St. | | 3 | 1 | | | | | | |
| | | | | 297 H Fort Wayne | | 12 | 2 | | | | | | |
| <hr/> | | | | | | | | | | | | | |
| Non-Div. I Games: | Minn.-Crookston | 8 | 4 | Dakota Wesleyan | 1 | 0 | Waldorf | 5 | 3 | Waldorf | 10 | 4 | |
| South Dakota St. | | | | | | | | | | | | | |

South Dakota St.

| Average RPI Win: | 249 | WON-LOST RECORD | WINNING PCT. RANK | LAST 10 GAMES | STRENGTH OF SCHEDULE | OPP. STRENGTH OF SCHEDULE | TEAM RPI | ADJ RPI | CONF. RPI | ADJ CONF. RPI | |
|-------------------|-----------------|-----------------|-------------------|----------------|----------------------|---------------------------|---------------|---------|-----------|---------------|-------|
| Average RPI Loss: | 189 | | | | | | | | | | |
| DIV. I ONLY | 17-18-0 | .48571 | 168 | 5-5-0 | 281 | 270 | 249 | .4471 | 249 | 26 | 26 |
| DIV. I NON-CONF. | 7-13-0 | .35 | 239 | 0-4-0 | 287 | 276 | 266 | .42846 | 266 | 25 | 25 |
| <hr/> | | | | | | | | | | | |
| TOTALS | RPI 1-25 | RPI 26-50 | | W-L RECORDS | RPI 51-100 | | RPI 101-150 | | RPI 150+ | | |
| 17-18-0 | 0-0-0 | 0-2-0 | | OVERALL | 0-2-0 | | 1-2-0 | | 16-12-0 | | |
| 7-5-0 | 0-0-0 | 0-0-0 | | HOME | 0-1-0 | | 0-0-0 | | 7-4-0 | | |
| 8-10-0 | 0-0-0 | 0-1-0 | | AWAY | 0-1-0 | | 0-0-0 | | 8-8-0 | | |
| 2-3-0 | 0-0-0 | 0-1-0 | | NEUTRAL | 0-0-0 | | 1-2-0 | | 1-0-0 | | |
| <hr/> | | | | | | | | | | | |
| 7-13-0 | 0-0-0 | 0-2-0 | | NON-CONFERENCE | 0-2-0 | | 0-0-0 | | 7-9-0 | | |
| 1-2-0 | 0-0-0 | 0-0-0 | | HOME | 0-1-0 | | 0-0-0 | | 1-1-0 | | |
| 5-10-0 | 0-0-0 | 0-0- | | AWAY | 0-1-0 | | 0-0-0 | | 5-8-0 | | |
| 1-1-0 | 0-0-0 | 0-1-0 | | NEUTRAL | 0-0-0 | | 0-0-0 | | 1-0-0 | | |
| <hr/> | | | | | | | | | | | |
| 10-5-0 | 0-0-0 | 0-0-0 | | CONFERENCE | 0-0-0 | | 1-2-0 | | 9-3-0 | | |
| 6-3-0 | 0-0-0 | 0-0-0 | | HOME | 0-0-0 | | 0-0-0 | | 6-3-0 | | |
| 3-0-0 | 0-0-0 | 0-0-0 | | AWAY | 0-0-0 | | 0-0-0 | | 3-0-0 | | |
| 1-2-0 | 0-0-0 | 0-0-0 | | NEUTRAL | 0-0-0 | | 1-2-0 | | 0-0-0 | | |
| <hr/> | | | | | | | | | | | |
| RPI S | Opponent | Score | RPI S | Opponent | Score | RPI S | Opponent | Score | RPI S | Opponent | Score |
| 36 A | St. John's (NY) | 4 16 | 67 A | Yale | 5 9 | 149 N | Marist | 3 10 | | | |
| 36 N | St. John's (NY) | 3 4 | 87 H | Rutgers | 3 12 | 149 N | Marist | 1 5 | | | |
| | | | | | | 149 N | Marist | 3 1 | | | |
| | | | | | | 184 A | UNC Asheville | 8 10 | | | |
| | | | | | | 184 A | UNC Asheville | 2 4 | | | |
| | | | | | | 184 A | UNC Asheville | 4 1 | | | |
| | | | | | | 192 A | Stony Brook | 2 13 | | | |
| | | | | | | 217 H | Albany (NY) | 4 8 | | | |
| | | | | | | 226 A | Fordham | 3 10 | | | |
| | | | | | | 237 N | Towson | 3 1 | | | |
| | | | | | | 243 H | Quinnipiac | 12 4 | | | |
| | | | | | | 243 H | Quinnipiac | 0 1 | | | |
| | | | | | | 243 H | Quinnipiac | 2 1 | | | |
| | | | | | | 246 H | Rider | 7 2 | | | |
| | | | | | | 246 H | Rider | 8 10 | | | |
| | | | | | | 246 H | Rider | 6 4 | | | |
| | | | | | | 254 H | Manhattan | 4 1 | | | |
| | | | | | | 254 H | Manhattan | 1 4 | | | |
| | | | | | | 254 H | Manhattan | 5 2 | | | |
| | | | | | | 256 A | Siena | 9 6 | | | |
| | | | | | | 256 A | Siena | 8 3 | | | |
| | | | | | | 256 A | Siena | 12 6 | | | |
| | | | | | | 262 A | N.C. Central | 12 6 | | | |
| | | | | | | 262 A | N.C. Central | 3 1 | | | |
| | | | | | | 262 A | N.C. Central | 5 7 | | | |
| | | | | | | 283 A | Lehigh | 5 7 | | | |
| | | | | | | 290 A | UMES | 2 0 | | | |
| | | | | | | | | | | | |
| | | | | | | | | | | | |
| | | | | | | | | | | | |
| | | | | | | | | | | | |
| | | | | | | | | | | | |
| | | | | | | | | | | | |
| | | | | | | | | | | | |
| | | | | | | | | | | | |
| | | | | | | | | | | | |
| | | | | | | | | | | | |
| | | | | | | | | | | | |
| | | | | | | | | | | | |
| | | | | | | | | | | | |
| | | | | | | | | | | | |
| | | | | | | | | | | | |
| | | | | | | | | | | | |
| | | | | | | | | | | | |
| | | | | | | | | | | | |
| | | | | | | | | | | | |
| | | | | | | | | | | | |
| | | | | | | | | | | | |
| | | | | | | | | | | | |
| | | | | | | | | | | | |
| | | | | | | | | | | | |
| | | | | | | | | | | | |
| | | | | | | | | | | | |
| | | | | | | | | | | | |
| | | | | | | | | | | | |
| | | | | | | | | | | | |
| | | | | | | | | | | | |
| | | | | | | | | | | | |
| | | | | | | | | | | | |
| | | | | | | | | | | | |
| | | | | | | | | | | | |
| | | | | | | | | | | | |
| | | | | | | | | | | | |
| | | | | | | | | | | | |
| | | | | | | | | | | | |
| | | | | | | | | | | | |
| | | | | | | | | | | | |
| | | | | | | | | | | | |
| | | | | | | | | | | | |
| | | | | | | | | | | | |
| | | | | | | | | | | | |
| | | | | | | | | | | | |
| | | | | | | | | | | | |
| | | | | | | | | | | | |
| | | | | | | | | | | | |
| | | | | | | | | | | | |
| | | | | | | | | | | | |
| | | | | | | | | | | | |
| | | | | | | | | | | | |
| | | | | | | | | | | | |
| | | | | | | | | | | | |
| | | | | | | | | | | | |
| | | | | | | | | | | | |
| | | | | | | | | | | | |
| | | | | | | | | | | | |
| | | | | | | | | | | | |
| | | | | | | | | | | | |
| | | | | | | | | | | | |
| | | | | | | | | | | | |
| | | | | | | | | | | | |
| | | | | | | | | | | | |
| | | | | | | | | | | | |
| | | | | | | | | | | | |
| | | | | | | | | | | | |
| | | | | | | | | | | | |
| | | | | | | | | | | | |
| | | | | | | | | | | | |
| | | | | | | | | | | | |
| | | | | | | | | | | | |
| | | | | | | | | | | | |
| | | | | | | | | | | | |
| | | | | | | | | | | | |
| | | | | | | | | | | | |
| | | | | | | | | | | | |
| | | | | | | | | | | | |
| | | | | | | | | | | | |
| | | | | | | | | | | | |
| | | | | | | | | | | | |

Non-Div. I Games:

Iona

| RPI | S | Opponent | Score | |
|-----|---|----------|-------|---|
| 290 | A | UMES | 1 | 6 |
| 290 | A | UMES | 3 | 4 |
| 296 | A | NYIT | 9 | 1 |
| 296 | H | NYIT | 13 | 4 |

I
o
n
a

I
o
n
a

Iona

[illegible]

Non-Div. I Games:

Villanova

| | | | | | | | | | | | |
|------------------|----------|-----------------|-------------------|----------------|----------------------|---------------------------|----------------|-------------|-----------|-------------------|-------|
| Average RPI Win: | 233 | WON-LOST RECORD | WINNING PCT. RANK | LAST 10 GAMES | STRENGTH OF SCHEDULE | OPP. STRENGTH OF SCHEDULE | TEAM RPI | ADJ RPI | CONF. RPI | ADJ CONF. RPI | |
| DIV. I ONLY | | 17-20-0 | .45946 188 | 6-4-0 | 292 | 264 | 251 | .44614 251 | 30 | 30 | |
| DIV. I NON-CONF. | | 10-9-0 | .52632 127 | 2-0-0 | 254 | 192 | 135 | .50648 135 | 27 | 27 | |
| <hr/> | | | | | | | | | | | |
| TOTALS | RPI 1-25 | RPI 26-50 | | W-L RECORDS | | RPI 51-100 | | RPI 101-150 | | RPI 150+ | |
| 17-20-0 | 0-0-0 | 0-3-0 | | OVERALL | | 2-1-0 | | 2-5-0 | | 13-11-0 | |
| 5-4-0 | 0-0-0 | 0-0-0 | | HOME | | 0-0-0 | | 0-0-0 | | 5-4-0 | |
| 10-16-0 | 0-0-0 | 0-3-0 | | AWAY | | 2-1-0 | | 2-5-0 | | 6-7-0 | |
| 2-0-0 | 0-0-0 | 0-0-0 | | NEUTRAL | | 0-0-0 | | 0-0-0 | | 2-0-0 | |
| <hr/> | | | | | | | | | | | |
| 10-9-0 | 0-0-0 | 0-3-0 | | NON-CONFERENCE | | 2-1-0 | | 1-2-0 | | 7-3-0 | |
| 2-0-0 | 0-0-0 | 0-0-0 | | HOME | | 0-0-0 | | 0-0-0 | | 2-0-0 | |
| 6-9-0 | 0-0-0 | 0-0- | | AWAY | | 2-1-0 | | 1-2-0 | | 3-3-0 | |
| 2-0-0 | 0-0-0 | 0-0-0 | | NEUTRAL | | 0-0-0 | | 0-0-0 | | 2-0-0 | |
| <hr/> | | | | | | | | | | | |
| 7-11-0 | 0-0-0 | 0-0-0 | | CONFERENCE | | 0-0-0 | | 1-3-0 | | 6-8-0 | |
| 3-4-0 | 0-0-0 | 0-0-0 | | HOME | | 0-0-0 | | 0-0-0 | | 3-4-0 | |
| 4-7-0 | 0-0-0 | 0-0-0 | | AWAY | | 0-0-0 | | 1-3-0 | | 3-4-0 | |
| 0-0-0 | 0-0-0 | 0-0-0 | | NEUTRAL | | 0-0-0 | | 0-0-0 | | 0-0-0 | |
| <hr/> | | | | | | | | | | | |
| RPI S | Opponent | Score | RPI S | Opponent | Score | RPI S | Opponent | Score | RPI S | Opponent | Score |
| | | | 37 A | Old Dominion | 0 13 | 70 A | Seton Hall | 2 10 | 127 A | Bryant | 8 4 |
| | | | 37 A | Old Dominion | 7 11 | 70 A | Seton Hall | 2 1 | 127 A | Bryant | 5 8 |
| | | | 37 A | Old Dominion | 8 16 | 70 A | Seton Hall | 6 2 | 127 A | Bryant | 11 13 |
| | | | | | | | | | 127 A | Bryant | 2 7 |
| | | | | | | | | | 135 A | Houston Baptist | 4 2 |
| | | | | | | | | | 135 A | Houston Baptist | 5 11 |
| | | | | | | | | | 135 A | Houston Baptist | 1 14 |
| | | | | | | | | | 155 A | Nicholls St. | 0 3 |
| | | | | | | | | | 163 H | Central Conn. St. | 6 4 |
| | | | | | | | | | 163 H | Central Conn. St. | 8 9 |
| | | | | | | | | | 163 H | Central Conn. St. | 0 5 |
| | | | | | | | | | 163 H | Central Conn. St. | 0 3 |
| | | | | | | | | | 192 A | Stony Brook | 11 15 |
| | | | | | | | | | 192 A | Stony Brook | 0 1 |
| | | | | | | | | | 254 A | Manhattan | 11 3 |
| | | | | | | | | | 254 H | Manhattan | 11 2 |
| | | | | | | | | | 274 A | Hofstra | 9 6 |
| | | | | | | | | | 276 A | Wagner | 8 7 |
| | | | | | | | | | 276 A | Wagner | 0 12 |
| | | | | | | | | | 276 A | Wagner | 5 1 |
| | | | | | | | | | 276 A | Wagner | 5 8 |
| | | | LAST 10 GAMES | | | | | | 282 N | Grambling | 7 3 |
| | | | 276 A | Wagner | 0 12 | 298 H | Mt. St. Mary's | 12 8 | 294 N | Southern U. | 9 4 |
| | | | 276 A | Wagner | 8 7 | 298 H | Mt. St. Mary's | 12 10 | 296 H | NYIT | 9 5 |
| | | | 276 A | Wagner | 5 1 | 298 H | Mt. St. Mary's | 8 11 | 298 A | Mt. St. Mary's | 7 8 |
| | | | 276 A | Wagner | 5 8 | 254 A | Manhattan | 11 3 | 298 A | Mt. St. Mary's | 8 18 |
| | | | 296 H | NYIT | 9 5 | 127 A | Bryant | 11 13 | 298 A | Mt. St. Mary's | 15 11 |

Non-Div. I Games:

LIU Brooklyn

| RPI | S | Opponent | Score | |
|-----|---|----------------|-------|----|
| 298 | H | Mt. St. Mary's | 12 | 10 |
| 298 | H | Mt. St. Mary's | 8 | 11 |
| 298 | H | Mt. St. Mary's | 12 | 8 |
| 299 | A | Saint Peter's | 12 | 10 |

LIU Brooklyn

L
I
U
B
r
o
o
k
l
y
n

L
I
U
B
r
o
o
k
l
y
n

| Average RPI Win: | 222 | WON-LOST | WINNING | LAST 10 | STRENGTH OF | OPP. STRENGTH | TEAM | ADJ | CONF. | ADJ CONF. | | |
|-------------------|----------|-----------|-----------|----------------|-------------|--------------------|-------|------------------------|--------|-----------|-------|----|
| Average RPI Loss: | 174 | RECORD | PCT. RANK | GAMES | SCHEDULE | OF SCHEDULE | RPI | RPI | RPI | RPI | | |
| DIV. I ONLY | | 16-26-0 | .38095 | 232 | 4-6-0 | 278 | 230 | 252 | .44333 | 252 | 24 | 24 |
| DIV. I NON-CONF. | | 10-13-0 | .43478 | 193 | 0-3-0 | 277 | 193 | 207 | .47196 | 207 | 22 | 22 |
| <hr/> | | | | | | | | | | | | |
| TOTALS | RPI 1-25 | RPI 26-50 | | W-L RECORDS | | RPI 51-100 | | RPI 101-150 | | RPI 150+ | | |
| 16-26-0 | 0-0-0 | 0-0-0 | | OVERALL | | 1-6-0 | | 1-7-0 | | 14-13-0 | | |
| 5-1-0 | 0-0-0 | 0-0-0 | | HOME | | 0-0-0 | | 0-0-0 | | 5-1-0 | | |
| 7-24-0 | 0-0-0 | 0-0-0 | | AWAY | | 1-6-0 | | 0-6-0 | | 6-12-0 | | |
| 4-1-0 | 0-0-0 | 0-0-0 | | NEUTRAL | | 0-0-0 | | 1-1-0 | | 3-0-0 | | |
| 10-13-0 | 0-0-0 | 0-0-0 | | NON-CONFERENCE | | 1-3-0 | | 1-4-0 | | 8-6-0 | | |
| 0-0-0 | 0-0-0 | 0-0-0 | | HOME | | 0-0-0 | | 0-0-0 | | 0-0-0 | | |
| 6-12-0 | 0-0-0 | 0-0- | | AWAY | | 1-3-0 | | 0-3-0 | | 5-6-0 | | |
| 4-1-0 | 0-0-0 | 0-0-0 | | NEUTRAL | | 0-0-0 | | 1-1-0 | | 3-0-0 | | |
| 6-13-0 | 0-0-0 | 0-0-0 | | CONFERENCE | | 0-3-0 | | 0-3-0 | | 6-7-0 | | |
| 5-1-0 | 0-0-0 | 0-0-0 | | HOME | | 0-0-0 | | 0-0-0 | | 5-1-0 | | |
| 1-12-0 | 0-0-0 | 0-0-0 | | AWAY | | 0-3-0 | | 0-3-0 | | 1-6-0 | | |
| 0-0-0 | 0-0-0 | 0-0-0 | | NEUTRAL | | 0-0-0 | | 0-0-0 | | 0-0-0 | | |
| RPI | S | Opponent | Score | RPI | S | Opponent | Score | RPI | S | Opponent | Score | |
| | | | | | | 74 A Minnesota | 4 5 | 102 A Iowa | | 3 4 | | |
| | | | | | | 93 A Wright St. | 1 2 | 126 A Ill.-Chicago | | 7 8 | | |
| | | | | | | 93 A Wright St. | 3 5 | 126 A Ill.-Chicago | | 0 5 | | |
| | | | | | | 93 A Wright St. | 0 4 | 126 A Ill.-Chicago | | 4 11 | | |
| | | | | | | 100 A UT Arlington | 4 5 | 131 N Illinois | | 2 10 | | |
| | | | | | | 100 A UT Arlington | 5 2 | 131 N Illinois | | 4 2 | | |
| | | | | | | 100 A UT Arlington | 5 8 | 137 A Lamar University | | 0 6 | | |
| | | | | | | | | 137 A Lamar University | | 1 2 | | |
| | | | | | | | | 159 A Bradley | | 13 4 | | |
| | | | | | | | | 159 A Bradley | | 2 3 | | |
| | | | | | | | | 159 A Bradley | | 5 11 | | |
| | | | | | | | | 195 N Eastern Mich. | | 4 2 | | |
| | | | | | | | | 195 N Eastern Mich. | | 15 4 | | |
| | | | | | | | | 195 N Eastern Mich. | | 3 0 | | |
| | | | | | | | | 238 A Northwestern | | 4 6 | | |
| | | | | | | | | 239 A Northern Ky. | | 4 7 | | |
| | | | | | | | | 239 A Northern Ky. | | 5 6 | | |
| | | | | | | | | 239 A Northern Ky. | | 9 13 | | |
| | | | | | | | | 241 A Northern Ill. | | 2 0 | | |
| | | | | | | | | 242 A Oakland | | 6 12 | | |
| | | | | | | | | 242 A Oakland | | 6 9 | | |
| | | | | | | | | 242 H Oakland | | 10 3 | | |
| | | | | | | | | 242 H Oakland | | 5 4 | | |
| | | | | | | | | 242 H Oakland | | 4 3 | | |
| | | | | | | | | 263 A Youngstown St. | | 5 2 | | |
| | | | | | | | | 263 A Youngstown St. | | 1 5 | | |
| | | | | | | | | 263 H Youngstown St. | | 14 5 | | |
| | | | | | | | | 238 A Northwestern | | 4 6 | | |
| | | | | | | | | | | | | |
| | | | | | | | | | | | | |
| | | | | | | | | | | | | |
| | | | | | | | | | | | | |
| | | | | | | | | | | | | |
| | | | | | | | | | | | | |
| | | | | | | | | | | | | |
| | | | | | | | | | | | | |
| | | | | | | | | | | | | |
| | | | | | | | | | | | | |
| | | | | | | | | | | | | |
| | | | | | | | | | | | | |
| | | | | | | | | | | | | |
| | | | | | | | | | | | | |
| | | | | | | | | | | | | |
| | | | | | | | | | | | | |
| | | | | | | | | | | | | |
| | | | | | | | | | | | | |
| | | | | | | | | | | | | |
| | | | | | | | | | | | | |
| | | | | | | | | | | | | |
| | | | | | | | | | | | | |
| | | | | | | | | | | | | |
| | | | | | | | | | | | | |
| | | | | | | | | | | | | |
| | | | | | | | | | | | | |
| | | | | | | | | | | | | |
| | | | | | | | | | | | | |
| | | | | | | | | | | | | |
| | | | | | | | | | | | | |
| | | | | | | | | | | | | |
| | | | | | | | | | | | | |
| | | | | | | | | | | | | |
| | | | | | | | | | | | | |
| | | | | | | | | | | | | |
| | | | | | | | | | | | | |
| | | | | | | | | | | | | |
| | | | | | | | | | | | | |
| | | | | | | | | | | | | |
| | | | | | | | | | | | | |
| | | | | | | | | | | | | |
| | | | | | | | | | | | | |
| | | | | | | | | | | | | |
| | | | | | | | | | | | | |
| | | | | | | | | | | | | |
| | | | | | | | | | | | | |
| | | | | | | | | | | | | |
| | | | | | | | | | | | | |
| | | | | | | | | | | | | |
| | | | | | | | | | | | | |
| | | | | | | | | | | | | |

| RPI | S | Opponent | Score | |
|-----|---|----------------|-------|---|
| 263 | H | Youngstown St. | 5 | 6 |
| 263 | H | Youngstown St. | 3 | 0 |
| 266 | A | Evansville | 8 | 2 |
| 266 | A | Evansville | 7 | 5 |
| 266 | A | Evansville | 0 | 2 |
| 266 | A | Evansville | 4 | 6 |
| 275 | A | Illinois St. | 7 | 8 |
| 281 | A | Chicago St. | 15 | 1 |

Milwaukee

| Average RPI Win: 204 | | WON-LOST | WINNING | LAST 10 | STRENGTH OF | | OPP. STRENGTH | TEAM | ADJ | CONF. | ADJ CONF. |
|-----------------------|----------|----------|---------------|------------------|----------------|-------|------------------|-------|-------------|------------------|-----------|
| Average RPI Loss: 105 | | RECORD | PCT. RANK | GAMES | SCHEDULE | | OF SCHEDULE | RPI | RPI | RPI | RPI |
| DIV. I ONLY | | 9-30-0 | .23077 | 289 | 57 | | 182 | 253 | .44326 | 253 | 12 |
| DIV. I NON-CONF. | | 7-11-0 | .38889 | 220 | 26 | | 219 | 183 | .48457 | 183 | 13 |
| TOTALS | | RPI 1-25 | RPI 26-50 | | W-L RECORDS | | RPI 51-100 | | RPI 101-150 | | RPI 150+ |
| 9-30-0 | | 0-1-0 | 0-4-0 | | OVERALL | | 1-12-0 | | 1-11-0 | | 7-2-0 |
| 8-17-0 | | 0-1-0 | 0-3-0 | | HOME | | 0-9-0 | | 1-2-0 | | 7-2-0 |
| 1-13-0 | | 0-0-0 | 0-1-0 | | AWAY | | 1-3-0 | | 0-9-0 | | 0-0-0 |
| 0-0-0 | | 0-0-0 | 0-0-0 | | NEUTRAL | | 0-0-0 | | 0-0-0 | | 0-0-0 |
| 7-11-0 | | 0-1-0 | 0-1-0 | | NON-CONFERENCE | | 1-9-0 | | 0-0-0 | | 6-0-0 |
| 6-7-0 | | 0-1-0 | 0-0-0 | | HOME | | 0-6-0 | | 0-0-0 | | 6-0-0 |
| 1-4-0 | | 0-0-0 | 0-0-0 | | AWAY | | 1-3-0 | | 0-0-0 | | 0-0-0 |
| 0-0-0 | | 0-0-0 | 0-0-0 | | NEUTRAL | | 0-0-0 | | 0-0-0 | | 0-0-0 |
| 2-19-0 | | 0-0-0 | 0-3-0 | | CONFERENCE | | 0-3-0 | | 1-11-0 | | 1-2-0 |
| 2-10-0 | | 0-0-0 | 0-3-0 | | HOME | | 0-3-0 | | 1-2-0 | | 1-2-0 |
| 0-9-0 | | 0-0-0 | 0-0-0 | | AWAY | | 0-0-0 | | 0-9-0 | | 0-0-0 |
| 0-0-0 | | 0-0-0 | 0-0-0 | | NEUTRAL | | 0-0-0 | | 0-0-0 | | 0-0-0 |
| RPI S | Opponent | Score | RPI S | Opponent | Score | RPI S | Opponent | Score | RPI S | Opponent | Score |
| 9 H | TCU | 0 3 | 26 H | McNeese | 4 7 | 51 H | DBU | 7 11 | 128 A | New Orleans | 8 9 |
| | | | 26 H | McNeese | 5 18 | 77 H | Sam Houston St. | 3 13 | 128 A | New Orleans | 6 12 |
| | | | 26 H | McNeese | 5 8 | 77 H | Sam Houston St. | 12 19 | 128 A | New Orleans | 6 8 |
| | | | 33 A | Texas A&M | 1 8 | 77 H | Sam Houston St. | 3 14 | 135 A | Houston Baptist | 3 10 |
| | | | | | | 83 H | Michigan St. | 2 9 | 135 A | Houston Baptist | 4 9 |
| | | | | | | 83 H | Michigan St. | 7 9 | 135 A | Houston Baptist | 7 8 |
| | | | | | | 83 H | Michigan St. | 7 19 | 137 H | Lamar University | 8 13 |
| | | | | | | 83 H | Michigan St. | 5 14 | 137 H | Lamar University | 9 0 |
| | | | | | | 96 A | Kansas St. | 5 6 | 137 H | Lamar University | 11 17 |
| | | | | | | 96 A | Kansas St. | 3 14 | 141 A | SFA | 2 4 |
| | | | | | | 96 A | Kansas St. | 1 11 | 141 A | SFA | 6 14 |
| | | | | | | 100 A | UT Arlington | 9 1 | 141 A | SFA | 8 11 |
| | | | | | | 100 H | UT Arlington | 4 5 | 174 H | Creighton | 8 7 |
| | | | | | | | | | 174 H | Creighton | 3 2 |
| | | | | | | | | | 174 H | Creighton | 4 3 |
| | | | | | | | | | 264 H | Incarnate Word | 3 6 |
| | | | | | | | | | 264 H | Incarnate Word | 5 0 |
| | | | | | | | | | 264 H | Incarnate Word | 4 5 |
| | | | | | | | | | 271 H | North Dakota St. | 4 1 |
| | | | | | | | | | 271 H | North Dakota St. | 5 3 |
| | | | | | | | | | 271 H | North Dakota St. | 9 1 |
| | | | LAST 10 GAMES | | | | | | | | |
| | | | 96 A | Kansas St. | 3 14 | 137 H | Lamar University | 8 13 | | | |
| | | | 96 A | Kansas St. | 1 11 | 137 H | Lamar University | 11 17 | | | |
| | | | 96 A | Kansas St. | 5 6 | 135 A | Houston Baptist | 3 10 | | | |
| | | | 51 H | DBU | 7 11 | 135 A | Houston Baptist | 4 9 | | | |
| | | | 137 H | Lamar University | 9 0 | 135 A | Houston Baptist | 7 8 | | | |

Non-Div. I Games: Tex. Permian Basin 13 5 Baker 7 0 Tex. Permian Basin 3 2 Abilene Christian

Manhattan

U
t
a
h
v
a
l
l
e
y

Utah Valley

| RPI | S | Opponent | Score | |
|-----|---|----------------|-------|----|
| 233 | A | UTRGV | 4 | 3 |
| 233 | A | UTRGV | 4 | 1 |
| 261 | A | Northern Colo. | 9 | 5 |
| 261 | A | Northern Colo. | 6 | 1 |
| 261 | A | Northern Colo. | 0 | 7 |
| 264 | H | Incarnate Word | 5 | 0 |
| 264 | H | Incarnate Word | 11 | 8 |
| 264 | H | Incarnate Word | 4 | 6 |
| 281 | H | Chicago St. | 3 | 4 |
| 281 | H | Chicago St. | 4 | 1 |
| 281 | H | Chicago St. | 11 | 10 |

Utah Valley

S
i
e
n
a

Tie, Loss, Non-Conf,S Site, H Home, A Away, N Neutral Page 385

| RPI | S | Opponent | Score | |
|-----|---|---------------------|-------|----|
| 249 | H | Iona | 6 | 9 |
| 249 | H | Iona | 3 | 8 |
| 249 | H | Iona | 6 | 12 |
| 254 | A | Manhattan | 2 | 1 |
| 254 | A | Manhattan | 12 | 1 |
| 254 | A | Manhattan | 4 | 5 |
| 288 | A | Fairleigh Dickinson | 9 | 7 |
| 296 | A | NYIT | 5 | 5 |
| 296 | A | NYIT | 6 | 0 |
| 296 | A | NYIT | 5 | 3 |

Siena

S
i
e
n
a

S
i
e
n
a

| Average RPI Win: | 157 | WON-LOST | WINNING | LAST 10 | STRENGTH OF | OPP. STRENGTH | TEAM | ADJ | CONF. | ADJ CONF. | |
|-------------------|------------|-----------|-----------|----------------|---------------|---------------|------|-------------|------------------|-----------|----|
| Average RPI Loss: | 112 | RECORD | PCT. RANK | GAMES | SCHEDULE | OF SCHEDULE | RPI | RPI | RPI | RPI | |
| DIV. I ONLY | 11-32-0 | .25581 | 283 | 4-6-0 | 112 | 140 | 258 | .44141 | 257 | 13 | 13 |
| DIV. I NON-CONF. | 4-21-0 | .16 | 284 | 0-2-0 | 104 | 124 | 279 | .41544 | 279 | 11 | 11 |
| <hr/> | | | | | | | | | | | |
| TOTALS | RPI 1-25 | RPI 26-50 | | W-L RECORDS | | RPI 51-100 | | RPI 101-150 | | RPI 150+ | |
| 11-32-0 | 0-2-0 | 1-1-0 | | OVERALL | | 3-17-0 | | 1-4-0 | | 6-8-0 | |
| 6-21-0 | 0-1-0 | 1-1-0 | | HOME | | 2-11-0 | | 1-3-0 | | 2-5-0 | |
| 5-11-0 | 0-1-0 | 0-0-0 | | AWAY | | 1-6-0 | | 0-1-0 | | 4-3-0 | |
| 0-0-0 | 0-0-0 | 0-0-0 | | NEUTRAL | | 0-0-0 | | 0-0-0 | | 0-0-0 | |
| <hr/> | | | | | | | | | | | |
| 4-21-0 | 0-2-0 | 1-1-0 | | NON-CONFERENCE | | 1-10-0 | | 0-2-0 | | 2-6-0 | |
| 4-14-0 | 0-1-0 | 1-1-0 | | HOME | | 1-6-0 | | 0-1-0 | | 2-5-0 | |
| 0-7-0 | 0-1-0 | 0-0- | | AWAY | | 0-4-0 | | 0-1-0 | | 0-1-0 | |
| 0-0-0 | 0-0-0 | 0-0-0 | | NEUTRAL | | 0-0-0 | | 0-0-0 | | 0-0-0 | |
| <hr/> | | | | | | | | | | | |
| 7-11-0 | 0-0-0 | 0-0-0 | | CONFERENCE | | 2-7-0 | | 1-2-0 | | 4-2-0 | |
| 2-7-0 | 0-0-0 | 0-0-0 | | HOME | | 1-5-0 | | 1-2-0 | | 0-0-0 | |
| 5-4-0 | 0-0-0 | 0-0-0 | | AWAY | | 1-2-0 | | 0-0-0 | | 4-2-0 | |
| 0-0-0 | 0-0-0 | 0-0-0 | | NEUTRAL | | 0-0-0 | | 0-0-0 | | 0-0-0 | |
| <hr/> | | | | | | | | | | | |
| RPI S | Opponent | Score | | RPI S | Opponent | Score | | RPI S | Opponent | Score | |
| 12 A | Stanford | 2 | 8 | 30 H | Michigan | 3 | 10 | 52 H | Washington | 2 | 5 |
| 13 H | Arizona | 10 | 16 | 46 H | UConn | 9 | 5 | 52 H | Washington | 4 | 3 |
| | | | | | | | | 52 H | Washington | 1 | 8 |
| | | | | | | | | 54 H | San Diego | 15 | 12 |
| | | | | | | | | 54 H | San Diego | 2 | 9 |
| | | | | | | | | 54 H | San Diego | 1 | 11 |
| | | | | | | | | 61 A | Oregon | 0 | 10 |
| | | | | | | | | 61 A | Oregon | 1 | 2 |
| | | | | | | | | 61 A | Oregon | 2 | 6 |
| | | | | | | | | 61 A | Oregon | 0 | 3 |
| | | | | | | | | 65 A | Loyola Marymount | 3 | 6 |
| | | | | | | | | 65 A | Loyola Marymount | 1 | 5 |
| | | | | | | | | 65 A | Loyola Marymount | 10 | 3 |
| | | | | | | | | 78 H | Gonzaga | 7 | 13 |
| | | | | | | | | 78 H | Gonzaga | 8 | 9 |
| | | | | | | | | 78 H | Gonzaga | 6 | 7 |
| | | | | | | | | 95 H | Purdue | 4 | 12 |
| | | | | | | | | 95 H | Purdue | 0 | 3 |
| | | | | | | | | 95 H | Purdue | 7 | 8 |
| | | | | | | | | 95 H | Purdue | 5 | 10 |
| <hr/> | | | | | | | | | | | |
| LAST 10 GAMES | | | | | | | | | | | |
| 13 H | Arizona | 10 | 16 | 132 H | San Francisco | 7 | 12 | | | | |
| 207 A | Pepperdine | 8 | 2 | 132 H | San Francisco | 2 | 4 | | | | |
| 207 A | Pepperdine | 2 | 1 | 132 H | San Francisco | 3 | 2 | | | | |
| 207 A | Pepperdine | 8 | 6 | 78 H | Gonzaga | 8 | 9 | | | | |
| 12 A | Stanford | 2 | 8 | 78 H | Gonzaga | 7 | 13 | | | | |

Non-Div. I Games:

Santa Clara

| | | | | | | | | | | | |
|----------------------|----------|---------------------------|----------------------|--------------------------------|--|-------------------------------|------------------------------|----------------------|------------|--------------|------------------|
| Average RPI Win: | 238 | WON-LOST RECORD | WINNING PCT. RANK | LAST 10 GAMES | | STRENGTH OF SCHEDULE | OPP. STRENGTH OF SCHEDULE | TEAM RPI | ADJ RPI | CONF. RPI | ADJ CONF. RPI |
| DIV. I ONLY | | 16-26-0 | .38095 232 | 6-4-0 | | 276 | 281 | 259 | .43856 258 | 30 | 30 |
| DIV. I NON-CONF. | | 7-19-0 | .26923 261 | 1-0-0 | | 236 | 271 | 246 | .44352 246 | 27 | 27 |
| TOTALS | RPI 1-25 | | RPI 26-50 | W-L RECORDS | | RPI 51-100 | | RPI 101-150 | | RPI 150+ | |
| 16-26-0 | 0-0-0 | | 0-1-0 | OVERALL | | 2-3-0 | | 0-7-0 | | 14-15-0 | |
| 4-4-0 | 0-0-0 | | 0-0-0 | HOME | | 0-0-0 | | 0-0-0 | | 4-4-0 | |
| 12-22-0 | 0-0-0 | | 0-1-0 | AWAY | | 2-3-0 | | 0-7-0 | | 10-10-0 | |
| 0-0-0 | 0-0-0 | | 0-0-0 | NEUTRAL | | 0-0-0 | | 0-0-0 | | 0-0-0 | |
| 7-19-0 | 0-0-0 | | 0-1-0 | NON-CONFERENCE | | 2-3-0 | | 0-5-0 | | 5-10-0 | |
| 0-1-0 | 0-0-0 | | 0-0-0 | HOME | | 0-0-0 | | 0-0-0 | | 0-1-0 | |
| 7-18-0 | 0-0-0 | | 0-0- | AWAY | | 2-3-0 | | 0-5-0 | | 5-9-0 | |
| 0-0-0 | 0-0-0 | | 0-0-0 | NEUTRAL | | 0-0-0 | | 0-0-0 | | 0-0-0 | |
| 9-7-0 | 0-0-0 | | 0-0-0 | CONFERENCE | | 0-0-0 | | 0-2-0 | | 9-5-0 | |
| 4-3-0 | 0-0-0 | | 0-0-0 | HOME | | 0-0-0 | | 0-0-0 | | 4-3-0 | |
| 5-4-0 | 0-0-0 | | 0-0-0 | AWAY | | 0-0-0 | | 0-2-0 | | 5-2-0 | |
| 0-0-0 | 0-0-0 | | 0-0-0 | NEUTRAL | | 0-0-0 | | 0-0-0 | | 0-0-0 | |
| RPI S Opponent Score | | RPI S Opponent Score | | RPI S Opponent Score | | RPI S Opponent Score | | RPI S Opponent Score | | | |
| | | 48 A Rhode Island 4 6 | | 66 A FGCU 10 5 | | 127 A Bryant 5 8 | | | | | |
| | | | | 66 A FGCU 8 13 | | 127 A Bryant 5 7 | | | | | |
| | | | | 66 A FGCU 3 9 | | 138 A Hawaii 1 4 | | | | | |
| | | | | 66 A FGCU 1 5 | | 138 A Hawaii 5 6 | | | | | |
| | | | | 67 A Yale 9 6 | | 138 A Hawaii 2 8 | | | | | |
| | | | | | | 138 A Hawaii 3 6 | | | | | |
| | | | | | | 147 A Hartford 8 9 | | | | | |
| | | | | | | 163 A Central Conn. St. 1 2 | | | | | |
| | | | | | | 163 A Central Conn. St. 6 2 | | | | | |
| | | | | | | 163 A Central Conn. St. 4 3 | | | | | |
| | | | | | | 168 A Fairfield 8 5 | | | | | |
| | | | | | | 192 A Stony Brook 5 11 | | | | | |
| | | | | | | 192 A Stony Brook 3 9 | | | | | |
| | | | | | | 192 A Stony Brook 5 6 | | | | | |
| | | | | | | 192 H Stony Brook 5 11 | | | | | |
| | | | | | | 226 A Fordham 1 8 | | | | | |
| | | | | | | 226 A Fordham 0 1 | | | | | |
| | | | | | | 226 A Fordham 1 2 | | | | | |
| | | | | | | 276 H Wagner 6 4 | | | | | |
| | | | | | | 276 H Wagner 3 4 | | | | | |
| | | | | | | 276 H Wagner 1 6 | | | | | |
| | | | | LAST 10 GAMES | | 280 A Seattle U 12 5 | | | | | |
| | | 298 A Mt. St. Mary's 7 4 | | 276 H Wagner 3 4 | | 280 A Seattle U 3 6 | | | | | |
| | | 298 A Mt. St. Mary's 0 7 | | 276 H Wagner 1 6 | | 280 A Seattle U 6 3 | | | | | |
| | | 298 A Mt. St. Mary's 17 4 | | 168 A Fairfield 8 5 | | 280 A Seattle U 4 6 | | | | | |
| | | 298 A Mt. St. Mary's 19 7 | | 288 H Fairleigh Dickinson 8 13 | | 288 H Fairleigh Dickinson 6 5 | | | | | |
| | | 276 H Wagner 6 4 | | 288 H Fairleigh Dickinson 15 9 | | 288 H Fairleigh Dickinson 6 5 | | | | | |

Non-Div. I Games:

Sacred Heart

| RPI | S | Opponent | Score | |
|-----|---|---------------------|-------|----|
| 288 | H | Fairleigh Dickinson | 15 | 9 |
| 288 | H | Fairleigh Dickinson | 8 | 13 |
| 296 | A | NYIT | 6 | 2 |
| 296 | A | NYIT | 3 | 4 |
| 296 | A | NYIT | 6 | 0 |
| 298 | A | Mt. St. Mary's | 19 | 7 |
| 298 | A | Mt. St. Mary's | 17 | 4 |
| 298 | A | Mt. St. Mary's | 0 | 7 |
| 298 | A | Mt. St. Mary's | 7 | 4 |

Sacred Heart

S
a
c
r
e
d
H
e
a
r
t

S
a
c
r
e
d
H
e
a
r
t

| Average RPI Win: | | 213 | WON-LOST RECORD | | WINNING PCT. RANK | | LAST 10 GAMES | | STRENGTH OF SCHEDULE | | OPP. STRENGTH OF SCHEDULE | | TEAM RPI | | ADJ RPI | | CONF. RPI | | ADJ CONF. RPI | |
|------------------|---|----------|-----------------|-----------|-------------------|----------------|---------------|------------|----------------------|-------------|---------------------------|----------|----------|----------|------------|-------|----------------|----|---------------|--|
| DIV. I ONLY | | | 13-29-0 | | .30952 267 | | 1-9-0 | | 206 | | 190 | | 260 | | .4366 259 | | 18 | | 18 | |
| DIV. I NON-CONF. | | | 8-16-0 | | .33333 243 | | 0-2-0 | | 267 | | 244 | | 257 | | .43603 257 | | 19 | | 19 | |
| TOTALS | | RPI 1-25 | | RPI 26-50 | | W-L RECORDS | | RPI 51-100 | | RPI 101-150 | | RPI 150+ | | | | | | | | |
| 13-29-0 | | 0-1-0 | | 0-0-0 | | OVERALL | | 1-5-0 | | 0-2-0 | | 12-21-0 | | | | | | | | |
| 6-13-0 | | 0-0-0 | | 0-0-0 | | HOME | | 1-5-0 | | 0-0-0 | | 5-8-0 | | | | | | | | |
| 7-16-0 | | 0-1-0 | | 0-0-0 | | AWAY | | 0-0-0 | | 0-2-0 | | 7-13-0 | | | | | | | | |
| 0-0-0 | | 0-0-0 | | 0-0-0 | | NEUTRAL | | 0-0-0 | | 0-0-0 | | 0-0-0 | | | | | | | | |
| 8-16-0 | | 0-1-0 | | 0-0-0 | | NON-CONFERENCE | | 0-0-0 | | 0-2-0 | | 8-13-0 | | | | | | | | |
| 2-5-0 | | 0-0-0 | | 0-0-0 | | HOME | | 0-0-0 | | 0-0-0 | | 2-5-0 | | | | | | | | |
| 6-11-0 | | 0-1-0 | | 0-0- | | AWAY | | 0-0-0 | | 0-2-0 | | 6-8-0 | | | | | | | | |
| 0-0-0 | | 0-0-0 | | 0-0-0 | | NEUTRAL | | 0-0-0 | | 0-0-0 | | 0-0-0 | | | | | | | | |
| 5-13-0 | | 0-0-0 | | 0-0-0 | | CONFERENCE | | 1-5-0 | | 0-0-0 | | 4-8-0 | | | | | | | | |
| 4-8-0 | | 0-0-0 | | 0-0-0 | | HOME | | 1-5-0 | | 0-0-0 | | 3-3-0 | | | | | | | | |
| 1-5-0 | | 0-0-0 | | 0-0-0 | | AWAY | | 0-0-0 | | 0-0-0 | | 1-5-0 | | | | | | | | |
| 0-0-0 | | 0-0-0 | | 0-0-0 | | NEUTRAL | | 0-0-0 | | 0-0-0 | | 0-0-0 | | | | | | | | |
| RPI | S | Opponent | | Score | | RPI | S | Opponent | | Score | | RPI | S | Opponent | | Score | | | | |
| 10 | A | Virginia | | 2 | 13 | | | | | 56 | H | Liberty | 4 | 13 | 107 | A | VCU | 4 | 5 | |
| | | | | | | | | | | 56 | H | Liberty | 7 | 20 | 139 | A | Wofford | 5 | 6 | |
| | | | | | | | | | | 56 | H | Liberty | 3 | 6 | 158 | A | Gardner-Webb | 2 | 7 | |
| | | | | | | | | | | 84 | H | Winthrop | 4 | 15 | 158 | A | Gardner-Webb | 3 | 4 | |
| | | | | | | | | | | 84 | H | Winthrop | 9 | 7 | 158 | A | Gardner-Webb | 2 | 4 | |
| | | | | | | | | | | 84 | H | Winthrop | 3 | 7 | 161 | H | Presbyterian | 2 | 10 | |
| | | | | | | | | | | | | | | | 161 | H | Presbyterian | 1 | 2 | |
| | | | | | | | | | | | | | | | 161 | H | Presbyterian | 2 | 1 | |
| | | | | | | | | | | | | | | | 173 | A | Elon | 9 | 5 | |
| | | | | | | | | | | | | | | | 173 | A | Elon | 5 | 10 | |
| | | | | | | | | | | | | | | | 173 | A | Elon | 0 | 7 | |
| | | | | | | | | | | | | | | | 176 | A | UNCW | 5 | 3 | |
| | | | | | | | | | | | | | | | 176 | A | UNCW | 1 | 11 | |
| | | | | | | | | | | | | | | | 176 | A | UNCW | 3 | 7 | |
| | | | | | | | | | | | | | | | 178 | A | Radford | 0 | 10 | |
| | | | | | | | | | | | | | | | 178 | A | Radford | 6 | 16 | |
| | | | | | | | | | | | | | | | 178 | A | Radford | 7 | 1 | |
| | | | | | | | | | | | | | | | 196 | H | George Mason | 5 | 6 | |
| | | | | | | | | | | | | | | | 198 | H | Charleston So. | 1 | 0 | |
| | | | | | | | | | | | | | | | 198 | H | Charleston So. | 7 | 8 | |
| | | | | | | | | | | | | | | | 198 | H | Charleston So. | 7 | 2 | |
| | | | | | | | | | | | | | | | 210 | A | VMI | 3 | 4 | |
| | | | | | | | | | | | | | | | 210 | H | VMI | 4 | 6 | |
| | | | | | | | | | | | | | | | 217 | H | Albany (NY) | 11 | 6 | |
| | | | | | | | | | | | | | | | 217 | H | Albany (NY) | 3 | 11 | |
| | | | | | | | | | | | | | | | 217 | H | Albany (NY) | 6 | 13 | |
| | | | | | | | | | | | | | | | 223 | A | James Madison | 0 | 16 | |
| | | | | | | | | | | | | | | | 223 | A | James Madison | 0 | 16 | |
| LAST 10 GAMES | | | | | | | | | | | | | | | | | | | | |
| | | | | 56 | H | Liberty | 3 | 6 | 84 | H | Winthrop | 4 | 15 | | | | | | | |
| | | | | 56 | H | Liberty | 4 | 13 | 84 | H | Winthrop | 9 | 7 | | | | | | | |
| | | | | 56 | H | Liberty | 7 | 20 | 10 | A | Virginia | 2 | 13 | | | | | | | |
| | | | | 223 | A | James Madison | 0 | 16 | 161 | H | Presbyterian | 2 | 10 | | | | | | | |
| | | | | 84 | H | Winthrop | 3 | 7 | 161 | H | Presbyterian | 1 | 2 | | | | | | | |

Non-Div. I Games:

Longwood

Longwood

| Average RPI Win: | | 210 | WON-LOST RECORD | | WINNING PCT. RANK | | LAST 10 GAMES | | STRENGTH OF SCHEDULE | | OPP. STRENGTH OF SCHEDULE | | TEAM RPI | | ADJ RPI | | CONF. RPI | | ADJ CONF. RPI | | | | |
|------------------|---|----------------|-----------------|-----------|-------------------|-----|----------------|-----------------|----------------------|------------|---------------------------|-----|-------------|---------------|---------|----------|-----------|-----|---------------|-------------------|--|-------|----|
| DIV. I ONLY | | | 14-28-0 | | .33333 | 256 | 2-8-0 | | 186 | | 196 | | 261 | | .4365 | | 260 | 23 | | 23 | | | |
| DIV. I NON-CONF. | | | 9-18-0 | | .33333 | 243 | 0-2-0 | | 161 | | 189 | | 247 | | .44285 | | 247 | 24 | | 24 | | | |
| TOTALS | | RPI 1-25 | | RPI 26-50 | | | W-L RECORDS | | | RPI 51-100 | | | RPI 101-150 | | | RPI 150+ | | | | | | | |
| 14-28-0 | | 0-3-0 | | 1-3-0 | | | OVERALL | | | 0-3-0 | | | 1-1-0 | | | 12-18-0 | | | | | | | |
| 9-15-0 | | 0-0-0 | | 1-2-0 | | | HOME | | | 0-2-0 | | | 1-1-0 | | | 7-10-0 | | | | | | | |
| 4-12-0 | | 0-3-0 | | 0-0-0 | | | AWAY | | | 0-1-0 | | | 0-0-0 | | | 4-8-0 | | | | | | | |
| 1-1-0 | | 0-0-0 | | 0-1-0 | | | NEUTRAL | | | 0-0-0 | | | 0-0-0 | | | 1-0-0 | | | | | | | |
| 9-18-0 | | 0-3-0 | | 0-1-0 | | | NON-CONFERENCE | | | 0-3-0 | | | 1-1-0 | | | 8-10-0 | | | | | | | |
| 7-8-0 | | 0-0-0 | | 0-0-0 | | | HOME | | | 0-2-0 | | | 1-1-0 | | | 6-5-0 | | | | | | | |
| 1-9-0 | | 0-3-0 | | 0-0- | | | AWAY | | | 0-1-0 | | | 0-0-0 | | | 1-5-0 | | | | | | | |
| 1-1-0 | | 0-0-0 | | 0-1-0 | | | NEUTRAL | | | 0-0-0 | | | 0-0-0 | | | 1-0-0 | | | | | | | |
| 5-10-0 | | 0-0-0 | | 1-2-0 | | | CONFERENCE | | | 0-0-0 | | | 0-0-0 | | | 4-8-0 | | | | | | | |
| 2-7-0 | | 0-0-0 | | 1-2-0 | | | HOME | | | 0-0-0 | | | 0-0-0 | | | 1-5-0 | | | | | | | |
| 3-3-0 | | 0-0-0 | | 0-0-0 | | | AWAY | | | 0-0-0 | | | 0-0-0 | | | 3-3-0 | | | | | | | |
| 0-0-0 | | 0-0-0 | | 0-0-0 | | | NEUTRAL | | | 0-0-0 | | | 0-0-0 | | | 0-0-0 | | | | | | | |
| RPI | S | Opponent | | Score | | RPI | S | Opponent | | Score | | RPI | S | Opponent | | Score | | RPI | S | Opponent | | Score | |
| 2 | A | North Carolina | | 4 | 5 | 36 | N | St. John's (NY) | | 3 | 7 | 59 | H | Binghamton | | 0 | 15 | 111 | H | William & Mary | | 10 | 11 |
| 20 | A | Maryland | | 11 | 12 | 48 | H | Rhode Island | | 7 | 6 | 64 | A | Coastal Caro. | | 5 | 8 | 117 | H | Cornell | | 8 | 7 |
| 22 | A | Texas | | 0 | 9 | 48 | H | Rhode Island | | 5 | 16 | 83 | H | Michigan St. | | 4 | 13 | 164 | A | Texas St. | | 3 | 18 |
| | | | | | | 48 | H | Rhode Island | | 1 | 5 | | | | | | | 164 | A | Texas St. | | 2 | 13 |
| | | | | | | | | | | | | | | | | | | 164 | A | Texas St. | | 5 | 6 |
| | | | | | | | | | | | | | | | | | | 184 | H | UNC Asheville | | 4 | 2 |
| | | | | | | | | | | | | | | | | | | 184 | H | UNC Asheville | | 5 | 3 |
| | | | | | | | | | | | | | | | | | | 184 | H | UNC Asheville | | 1 | 4 |
| | | | | | | | | | | | | | | | | | | 186 | H | Toledo | | 15 | 9 |
| | | | | | | | | | | | | | | | | | | 186 | H | Toledo | | 4 | 6 |
| | | | | | | | | | | | | | | | | | | 193 | H | George Washington | | 8 | 5 |
| | | | | | | | | | | | | | | | | | | 193 | H | George Washington | | 4 | 10 |
| | | | | | | | | | | | | | | | | | | 193 | H | George Washington | | 2 | 4 |
| | | | | | | | | | | | | | | | | | | 196 | H | George Mason | | 3 | 12 |
| | | | | | | | | | | | | | | | | | | 196 | H | George Mason | | 3 | 4 |
| | | | | | | | | | | | | | | | | | | 196 | H | George Mason | | 6 | 7 |
| | | | | | | | | | | | | | | | | | | 210 | A | VMI | | 3 | 6 |
| | | | | | | | | | | | | | | | | | | 212 | N | N.C. A&T | | 3 | 1 |
| | | | | | | | | | | | | | | | | | | 218 | A | Saint Joseph's | | 1 | 2 |
| | | | | | | | | | | | | | | | | | | 218 | A | Saint Joseph's | | 0 | 1 |
| | | | | | | | | | | | | | | | | | | 218 | A | Saint Joseph's | | 10 | 2 |
| | | | | | | | | | | | | | | | | | | 223 | A | James Madison | | 7 | 9 |
| | | | | | | | | | | | | | | | | | | 230 | H | Campbell | | 4 | 5 |
| | | | | | | | | | | | | | | | | | | 236 | H | Norfolk St. | | 8 | 10 |
| | | | | | | | | | | | | | | | | | | 259 | H | Longwood | | 11 | 7 |
| | | | | | | | | | | | | | | | | | | 263 | H | Youngstown St. | | 5 | 8 |
| | | | | | | | | | | | | | | | | | | 263 | H | Youngstown St. | | 5 | 2 |
| LAST 10 GAMES | | | | | | | | | | | | | | | | | | | | | | | |
| | | | | | | | | | | | | | | | | | | | | | | | |
| | | | | | | | | | | | | | | | | | | | | | | | |
| | | | | | | | | | | | | | | | | | | | | | | | |
| | | | | | | | | | | | | | | | | | | | | | | | |
| | | | | | | | | | | | | | | | | | | | | | | | |

Non-Div. I Games:

Richmond

| RPI | S | Opponent | Score | |
|-----|---|----------------|-------|---|
| 263 | H | Youngstown St. | 7 | 1 |
| 264 | A | Incarnate Word | 7 | 5 |
| 272 | A | Dayton | 10 | 5 |
| 272 | A | Dayton | 5 | 6 |
| 272 | A | Dayton | 11 | 1 |

Richmond

R
i
c
h
m
o
n
d

R
i
c
h
m
o
n
d

| Average RPI Win: 242 | | WON-LOST RECORD | | WINNING PCT. RANK | | LAST 10 GAMES | | STRENGTH OF SCHEDULE | | OPP. STRENGTH OF SCHEDULE | | TEAM RPI | | ADJ RPI | | CONF. RPI | | ADJ CONF. RPI | |
|----------------------|---|-----------------|-------|-------------------|---|------------------|-------|----------------------|---|---------------------------|-------|----------|---|------------------|-------|----------------|---|---------------|--|
| DIV. I ONLY | | 13-21-0 | | .38235 230 | | 1-5-0 | | 230 | | 257 | | 257 | | .43499 261 | | 25 | | 25 | |
| DIV. I NON-CONF. | | 8-11-0 | | .42105 206 | | 0-0-0 | | 212 | | 256 | | 210 | | .46431 226 | | 26 | | 26 | |
| TOTALS | | RPI 1-25 | | RPI 26-50 | | W-L RECORDS | | RPI 51-100 | | RPI 101-150 | | RPI 150+ | | | | | | | |
| 13-21-0 | | 0-0-0 | | 0-2-0 | | OVERALL | | 0-2-0 | | 1-11-0 | | 12-6-0 | | | | | | | |
| 9-5-0 | | 0-0-0 | | 0-0-0 | | HOME | | 0-0-0 | | 0-0-0 | | 9-5-0 | | | | | | | |
| 4-14-0 | | 0-0-0 | | 0-2-0 | | AWAY | | 0-0-0 | | 1-11-0 | | 3-1-0 | | | | | | | |
| 0-2-0 | | 0-0-0 | | 0-0-0 | | NEUTRAL | | 0-2-0 | | 0-0-0 | | 0-0-0 | | | | | | | |
| 8-11-0 | | 0-0-0 | | 0-2-0 | | NON-CONFERENCE | | 0-2-0 | | 1-5-0 | | 7-2-0 | | | | | | | |
| 4-1-0 | | 0-0-0 | | 0-0-0 | | HOME | | 0-0-0 | | 0-0-0 | | 4-1-0 | | | | | | | |
| 4-8-0 | | 0-0-0 | | 0-0- | | AWAY | | 0-0-0 | | 1-5-0 | | 3-1-0 | | | | | | | |
| 0-2-0 | | 0-0-0 | | 0-0-0 | | NEUTRAL | | 0-2-0 | | 0-0-0 | | 0-0-0 | | | | | | | |
| 5-10-0 | | 0-0-0 | | 0-0-0 | | CONFERENCE | | 0-0-0 | | 0-6-0 | | 5-4-0 | | | | | | | |
| 5-4-0 | | 0-0-0 | | 0-0-0 | | HOME | | 0-0-0 | | 0-0-0 | | 5-4-0 | | | | | | | |
| 0-6-0 | | 0-0-0 | | 0-0-0 | | AWAY | | 0-0-0 | | 0-6-0 | | 0-0-0 | | | | | | | |
| 0-0-0 | | 0-0-0 | | 0-0-0 | | NEUTRAL | | 0-0-0 | | 0-0-0 | | 0-0-0 | | | | | | | |
| RPI | S | Opponent | Score | RPI | S | Opponent | Score | RPI | S | Opponent | Score | RPI | S | Opponent | Score | | | | |
| | | | | 42 | A | Nebraska | 2 12 | 58 | N | BYU | 9 10 | 113 | A | Grand Canyon | 0 7 | | | | |
| | | | | 42 | A | Nebraska | 2 8 | 58 | N | BYU | 0 6 | 113 | A | Grand Canyon | 3 12 | | | | |
| | | | | | | | | | | | | 113 | A | Grand Canyon | 2 12 | | | | |
| | | | | | | | | | | | | 124 | A | New Mexico St. | 3 10 | | | | |
| | | | | | | | | | | | | 124 | A | New Mexico St. | 4 7 | | | | |
| | | | | | | | | | | | | 124 | A | New Mexico St. | 2 6 | | | | |
| | | | | | | | | | | | | 132 | A | San Francisco | 4 11 | | | | |
| | | | | | | | | | | | | 132 | A | San Francisco | 3 8 | | | | |
| | | | | | | | | | | | | 132 | A | San Francisco | 6 7 | | | | |
| | | | | | | | | | | | | 132 | A | San Francisco | 3 2 | | | | |
| | | | | | | | | | | | | 150 | A | Wichita St. | 5 11 | | | | |
| | | | | | | | | | | | | 150 | A | Wichita St. | 4 10 | | | | |
| | | | | | | | | | | | | 221 | H | Air Force | 9 8 | | | | |
| | | | | | | | | | | | | 222 | H | Sacramento St. | 7 5 | | | | |
| | | | | | | | | | | | | 222 | H | Sacramento St. | 8 7 | | | | |
| | | | | | | | | | | | | 222 | H | Sacramento St. | 9 5 | | | | |
| | | | | | | | | | | | | 224 | A | San Jose St. | 1 0 | | | | |
| | | | | | | | | | | | | 224 | A | San Jose St. | 4 5 | | | | |
| | | | | | | | | | | | | 255 | H | Utah Valley | 1 6 | | | | |
| | | | | | | | | | | | | 255 | H | Utah Valley | 7 0 | | | | |
| | | | | | | | | | | | | 255 | H | Utah Valley | 5 9 | | | | |
| | | | | LAST 10 GAMES | | | | | | | | 271 | H | North Dakota St. | 8 2 | | | | |
| | | | | 255 | H | Utah Valley | 5 9 | 124 | A | New Mexico St. | 3 10 | 271 | H | North Dakota St. | 4 7 | | | | |
| | | | | 255 | H | Utah Valley | 7 0 | 221 | H | Air Force | 9 8 | 271 | H | North Dakota St. | 7 5 | | | | |
| | | | | 255 | H | Utah Valley | 1 6 | 280 | H | Seattle U | 1 10 | 271 | H | North Dakota St. | 7 6 | | | | |
| | | | | 124 | A | New Mexico St. | 2 6 | 280 | H | Seattle U | 11 10 | 277 | A | Omaha | 7 3 | | | | |
| | | | | 124 | A | New Mexico St. | 4 7 | 280 | H | Seattle U | 12 14 | 277 | A | Omaha | 9 4 | | | | |
| Non-Div. I Games: | | San Fran. St. | | 12 | 4 | UC-Colo. Springs | | 10 | 6 | Regis (CO) | | 4 | 5 | MSU Denver | | 8 | 6 | | |
| | | MSU Denver | | 1 | 2 | MSU Denver | | 0 | 4 | | | | | | | Northern Colo. | | | |

| RPI | S | Opponent | Score | |
|-----|---|-----------|-------|----|
| 280 | H | Seattle U | 11 | 10 |
| 280 | H | Seattle U | 12 | 14 |
| 280 | H | Seattle U | 1 | 10 |

Northern Colo.

N
o
r
t
h
e
r
n
C
o
l
o
.

N
o
r
t
h
e
r
n
C
o
l
o
.

| | | | | | | | | | | | | | | | |
|------------------|-----|----------|--------------------|----------------------|------------------|--------------------|-------------------------|------------------------------|-------------|-----------------|--------------|------------------|----|-----------------|-------|
| Average RPI Win: | 224 | | WON-LOST RECORD | WINNING PCT. RANK | LAST 10 GAMES | | STRENGTH OF SCHEDULE | OPP. STRENGTH OF SCHEDULE | TEAM RPI | ADJ RPI | CONF. RPI | ADJ CONF. RPI | | | |
| DIV. I ONLY | | 20-26-0 | .43478 | 203 | 4-6-0 | | 257 | 238 | 262 | .43476 | 262 | 27 | 27 | | |
| DIV. I NON-CONF. | | 8-16-0 | .33333 | 243 | 0-3-0 | | 252 | 265 | 283 | .4075 | 283 | 29 | 28 | | |
| <hr/> | | | | | | | | | | | | | | | |
| TOTALS | | RPI 1-25 | | RPI 26-50 | | W-L RECORDS | | RPI 51-100 | | RPI 101-150 | | RPI 150+ | | | |
| 20-26-0 | | 0-0-0 | | 0-1-0 | | OVERALL | | 3-5-0 | | 0-2-0 | | 17-18-0 | | | |
| 16-14-0 | | 0-0-0 | | 0-0-0 | | HOME | | 3-2-0 | | 0-1-0 | | 13-11-0 | | | |
| 4-11-0 | | 0-0-0 | | 0-1-0 | | AWAY | | 0-3-0 | | 0-1-0 | | 4-6-0 | | | |
| 0-1-0 | | 0-0-0 | | 0-0-0 | | NEUTRAL | | 0-0-0 | | 0-0-0 | | 0-1-0 | | | |
| 8-16-0 | | 0-0-0 | | 0-1-0 | | NON-CONFERENCE | | 0-0-0 | | 0-2-0 | | 8-13-0 | | | |
| 7-10-0 | | 0-0-0 | | 0-0-0 | | HOME | | 0-0-0 | | 0-1-0 | | 7-9-0 | | | |
| 1-5-0 | | 0-0-0 | | 0-0- | | AWAY | | 0-0-0 | | 0-1-0 | | 1-3-0 | | | |
| 0-1-0 | | 0-0-0 | | 0-0-0 | | NEUTRAL | | 0-0-0 | | 0-0-0 | | 0-1-0 | | | |
| 12-10-0 | | 0-0-0 | | 0-0-0 | | CONFERENCE | | 3-5-0 | | 0-0-0 | | 9-5-0 | | | |
| 9-4-0 | | 0-0-0 | | 0-0-0 | | HOME | | 3-2-0 | | 0-0-0 | | 6-2-0 | | | |
| 3-6-0 | | 0-0-0 | | 0-0-0 | | AWAY | | 0-3-0 | | 0-0-0 | | 3-3-0 | | | |
| 0-0-0 | | 0-0-0 | | 0-0-0 | | NEUTRAL | | 0-0-0 | | 0-0-0 | | 0-0-0 | | | |
| RPI | S | Opponent | Score | RPI | S | Opponent | Score | RPI | S | Opponent | Score | RPI | S | Opponent | Score |
| | | | | 45 | A | North Carolina St. | 0 13 | 81 | A | Bethune-Cookman | 5 7 | 119 | A | Duke | 4 8 |
| | | | | | | | | 81 | A | Bethune-Cookman | 1 13 | 119 | H | Duke | 6 14 |
| | | | | | | | | 81 | A | Bethune-Cookman | 5 15 | 153 | A | High Point | 11 5 |
| | | | | | | | | 81 | H | Bethune-Cookman | 10 2 | 153 | H | High Point | 6 10 |
| | | | | | | | | 81 | H | Bethune-Cookman | 0 6 | 161 | A | Presbyterian | 7 8 |
| | | | | | | | | 94 | H | Florida A&M | 5 17 | 161 | H | Presbyterian | 7 8 |
| | | | | | | | | 94 | H | Florida A&M | 13 6 | 175 | H | Appalachian St. | 5 7 |
| | | | | | | | | 94 | H | Florida A&M | 8 0 | 175 | N | Appalachian St. | 5 9 |
| | | | | | | | | | | | | 176 | A | UNCW | 0 3 |
| | | | | | | | | | | | | 176 | H | UNCW | 8 16 |
| | | | | | | | | | | | | 176 | H | UNCW | 8 6 |
| | | | | | | | | | | | | 191 | H | Navy | 3 2 |
| | | | | | | | | | | | | 191 | H | Navy | 6 9 |
| | | | | | | | | | | | | 191 | H | Navy | 8 7 |
| | | | | | | | | | | | | 212 | A | N.C. A&T | 2 5 |
| | | | | | | | | | | | | 212 | A | N.C. A&T | 3 4 |
| | | | | | | | | | | | | 212 | A | N.C. A&T | 7 8 |
| | | | | | | | | | | | | 212 | H | N.C. A&T | 11 1 |
| | | | | | | | | | | | | 212 | H | N.C. A&T | 6 8 |
| | | | | | | | | | | | | 212 | H | N.C. A&T | 10 7 |
| | | | | | | | | | | | | 230 | H | Campbell | 2 4 |
| | | | | | | | | | | | | 236 | H | Norfolk St. | 8 4 |
| | | | | | | | | | | | | 249 | H | Iona | 7 5 |
| | | | | | | | | | | | | 249 | H | Iona | 6 12 |
| | | | | | | | | | | | | 249 | H | Iona | 1 3 |
| | | | | | | | | | | | | 259 | A | Longwood | 2 3 |
| | | | | | | | | | | | | 259 | H | Longwood | 3 5 |

Non-Div. I Games:

N.C. Central

| RPI | S | Opponent | Score | |
|-----|---|--------------|-------|----|
| 287 | A | Savannah St. | 10 | 5 |
| 287 | A | Savannah St. | 19 | 1 |
| 287 | A | Savannah St. | 10 | 1 |
| 287 | H | Savannah St. | 7 | 12 |
| 287 | H | Savannah St. | 4 | 2 |
| 287 | H | Savannah St. | 11 | 2 |
| 289 | H | NJIT | 10 | 1 |
| 289 | H | NJIT | 7 | 3 |
| 289 | H | NJIT | 4 | 3 |
| 290 | H | UMES | 6 | 0 |

N.C. Central

N
.
C
.
C
e
n
t
r
a
l

N
.
C
.
C
e
n
t
r
a
l

| Average RPI Win: | 199 | WON-LOST RECORD | WINNING PCT. RANK | LAST 10 GAMES | STRENGTH OF SCHEDULE | OPP. STRENGTH OF SCHEDULE | TEAM RPI | ADJ RPI | CONF. RPI | ADJ CONF. RPI | | | | | | | | | |
|-------------------|------------|-----------------|-------------------|----------------|----------------------|---------------------------|--------------|-------------|-----------|---------------|--------------|-------|------------|---|----|-------|-----------|----|---|
| Average RPI Loss: | 177 | | | | | | | | | | | | | | | | | | |
| DIV. I ONLY | 14-28-0 | .33333 | 256 | 5-5-0 | 229 | 263 | 263 | .43349 | 263 | 24 | 24 | | | | | | | | |
| DIV. I NON-CONF. | 6-14-0 | .3 | 251 | 2-1-0 | 250 | 224 | 251 | .44153 | 251 | 22 | 22 | | | | | | | | |
| <hr/> | | | | | | | | | | | | | | | | | | | |
| TOTALS | RPI 1-25 | RPI 26-50 | | W-L RECORDS | | RPI 51-100 | | RPI 101-150 | | RPI 150+ | | | | | | | | | |
| 14-28-0 | 0-0-0 | 0-0-0 | | OVERALL | | 3-5-0 | | 0-7-0 | | 11-16-0 | | | | | | | | | |
| 7-9-0 | 0-0-0 | 0-0-0 | | HOME | | 1-3-0 | | 0-2-0 | | 6-4-0 | | | | | | | | | |
| 7-17-0 | 0-0-0 | 0-0-0 | | AWAY | | 2-2-0 | | 0-5-0 | | 5-10-0 | | | | | | | | | |
| 0-2-0 | 0-0-0 | 0-0-0 | | NEUTRAL | | 0-0-0 | | 0-0-0 | | 0-2-0 | | | | | | | | | |
| <hr/> | | | | | | | | | | | | | | | | | | | |
| 6-14-0 | 0-0-0 | 0-0-0 | | NON-CONFERENCE | | 2-3-0 | | 0-2-0 | | 4-9-0 | | | | | | | | | |
| 1-2-0 | 0-0-0 | 0-0-0 | | HOME | | 0-1-0 | | 0-0-0 | | 1-1-0 | | | | | | | | | |
| 5-10-0 | 0-0-0 | 0-0- | | AWAY | | 2-2-0 | | 0-2-0 | | 3-6-0 | | | | | | | | | |
| 0-2-0 | 0-0-0 | 0-0-0 | | NEUTRAL | | 0-0-0 | | 0-0-0 | | 0-2-0 | | | | | | | | | |
| <hr/> | | | | | | | | | | | | | | | | | | | |
| 8-14-0 | 0-0-0 | 0-0-0 | | CONFERENCE | | 1-2-0 | | 0-5-0 | | 7-7-0 | | | | | | | | | |
| 6-7-0 | 0-0-0 | 0-0-0 | | HOME | | 1-2-0 | | 0-2-0 | | 5-3-0 | | | | | | | | | |
| 2-7-0 | 0-0-0 | 0-0-0 | | AWAY | | 0-0-0 | | 0-3-0 | | 2-4-0 | | | | | | | | | |
| 0-0-0 | 0-0-0 | 0-0-0 | | NEUTRAL | | 0-0-0 | | 0-0-0 | | 0-0-0 | | | | | | | | | |
| <hr/> | | | | | | | | | | | | | | | | | | | |
| RPI S | Opponent | Score | RPI S | Opponent | Score | RPI S | Opponent | Score | RPI S | Opponent | Score | | | | | | | | |
| | | | | | | 55 A | Georgia Tech | 6 | 15 | 123 A | Morehead St. | 9 | 23 | | | | | | |
| | | | | | | 55 A | Georgia Tech | 6 | 14 | 126 A | Ill.-Chicago | 2 | 10 | | | | | | |
| | | | | | | 55 A | Georgia Tech | 12 | 3 | 126 A | Ill.-Chicago | 0 | 3 | | | | | | |
| | | | | | | 68 A | Kent St. | 11 | 6 | 126 A | Ill.-Chicago | 0 | 1 | | | | | | |
| | | | | | | 68 H | Kent St. | 3 | 6 | 126 H | Ill.-Chicago | 2 | 6 | | | | | | |
| | | | | | | 93 H | Wright St. | 8 | 11 | 126 H | Ill.-Chicago | 2 | 23 | | | | | | |
| | | | | | | 93 H | Wright St. | 4 | 16 | 145 A | Austin Peay | 2 | 9 | | | | | | |
| | | | | | | 93 H | Wright St. | 5 | 2 | 156 A | Canisius | 4 | 2 | | | | | | |
| | | | | | | | | | | 157 A | Ohio St. | 8 | 12 | | | | | | |
| | | | | | | | | | | 167 N | Indiana St. | 4 | 14 | | | | | | |
| | | | | | | | | | | 194 H | Valparaiso | 9 | 7 | | | | | | |
| | | | | | | | | | | 194 H | Valparaiso | 7 | 10 | | | | | | |
| | | | | | | | | | | 194 H | Valparaiso | 6 | 5 | | | | | | |
| | | | | | | | | | | 228 H | Ohio | 5 | 6 | | | | | | |
| | | | | | | | | | | 229 A | Eastern Ky. | 3 | 8 | | | | | | |
| | | | | | | | | | | 229 A | Eastern Ky. | 0 | 11 | | | | | | |
| | | | | | | | | | | 229 A | Eastern Ky. | 6 | 11 | | | | | | |
| | | | | | | | | | | 239 A | Northern Ky. | 8 | 15 | | | | | | |
| | | | | | | | | | | 239 A | Northern Ky. | 8 | 7 | | | | | | |
| | | | | | | | | | | 239 A | Northern Ky. | 3 | 6 | | | | | | |
| | | | | | | | | | | 242 H | Oakland | 6 | 10 | | | | | | |
| | | | | | | LAST 10 GAMES | | | | | | 242 H | Oakland | 5 | 4 | | | | |
| | | | | | | | | | | | | 194 H | Valparaiso | 7 | 10 | 242 H | Oakland | 12 | 4 |
| | | | | | | | | | | | | 194 H | Valparaiso | 9 | 7 | 252 A | Milwaukee | 6 | 5 |
| 194 H | Valparaiso | 6 | 5 | 126 H | Ill.-Chicago | | | | | | | 2 | 6 | | | | | | |
| 156 A | Canisius | 4 | 2 | 126 H | Ill.-Chicago | | | | | | | 2 | 23 | | | | | | |
| 252 H | Milwaukee | 5 | 1 | 269 H | Bowling Green | | | | | | | 6 | 5 | | | | | | |
| | | | | 68 H | Kent St. | 3 | 6 | 252 A | Milwaukee | 5 | 14 | | | | | | | | |
| | | | | | | | | 252 A | Milwaukee | 0 | 3 | | | | | | | | |
| | | | | | | | | 252 H | Milwaukee | 2 | 5 | | | | | | | | |

Non-Div. I Games:

Youngstown St.

| RPI | S | Opponent | Score | |
|-----|---|---------------|-------|----|
| 252 | H | Milwaukee | 5 | 1 |
| 260 | A | Richmond | 8 | 5 |
| 260 | A | Richmond | 1 | 7 |
| 260 | A | Richmond | 2 | 5 |
| 269 | A | Bowling Green | 3 | 1 |
| 269 | H | Bowling Green | 6 | 5 |
| 275 | N | Illinois St. | 7 | 13 |

Youngstown St.

Y
o
u
n
g
s
t
o
w
n
s
t
.

Y
o
u
n
g
s
t
o
w
n
s
t
.

| Average RPI Win: 220 | | WON-LOST | WINNING | LAST 10 | STRENGTH OF | | OPP. STRENGTH | TEAM | ADJ | CONF. | ADJ CONF. | |
|-----------------------|----------|----------|-----------|----------------|---------------|-------|---------------|----------------|-------------|----------|-------------------|------|
| Average RPI Loss: 171 | | RECORD | PCT. RANK | GAMES | SCHEDULE | | OF SCHEDULE | RPI | RPI | RPI | RPI | |
| DIV. I ONLY | | 12-25-0 | .32432 | 264 | 5-5-0 | | 239 | 236 | 264 | .4332 | 264 | |
| DIV. I NON-CONF. | | 6-16-0 | .27273 | 259 | 1-2-0 | | 226 | 227 | 263 | .43056 | 263 | |
| TOTALS | | RPI 1-25 | RPI 26-50 | | W-L RECORDS | | RPI 51-100 | | RPI 101-150 | | RPI 150+ | |
| 12-25-0 | 0-0-0 | 0-1-0 | | OVERALL | | 0-1-0 | | 0-7-0 | | 12-16-0 | | |
| 2-9-0 | 0-0-0 | 0-0-0 | | HOME | | 0-0-0 | | 0-4-0 | | 2-5-0 | | |
| 5-12-0 | 0-0-0 | 0-1-0 | | AWAY | | 0-1-0 | | 0-3-0 | | 5-7-0 | | |
| 5-4-0 | 0-0-0 | 0-0-0 | | NEUTRAL | | 0-0-0 | | 0-0-0 | | 5-4-0 | | |
| 6-16-0 | 0-0-0 | 0-1-0 | | NON-CONFERENCE | | 0-1-0 | | 0-4-0 | | 6-10-0 | | |
| 0-2-0 | 0-0-0 | 0-0-0 | | HOME | | 0-0-0 | | 0-1-0 | | 0-1-0 | | |
| 1-10-0 | 0-0-0 | 0-0- | | AWAY | | 0-1-0 | | 0-3-0 | | 1-5-0 | | |
| 5-4-0 | 0-0-0 | 0-0-0 | | NEUTRAL | | 0-0-0 | | 0-0-0 | | 5-4-0 | | |
| 6-9-0 | 0-0-0 | 0-0-0 | | CONFERENCE | | 0-0-0 | | 0-3-0 | | 6-6-0 | | |
| 2-7-0 | 0-0-0 | 0-0-0 | | HOME | | 0-0-0 | | 0-3-0 | | 2-4-0 | | |
| 4-2-0 | 0-0-0 | 0-0-0 | | AWAY | | 0-0-0 | | 0-0-0 | | 4-2-0 | | |
| 0-0-0 | 0-0-0 | 0-0-0 | | NEUTRAL | | 0-0-0 | | 0-0-0 | | 0-0-0 | | |
| RPI S | Opponent | Score | RPI S | Opponent | Score | RPI S | Opponent | Score | RPI S | Opponent | Score | |
| | | | 46 A | UConn | 3 11 | | 98 A | Boston College | 1 13 | 107 H | VCU | 1 11 |
| | | | | | | | | | | 107 H | VCU | 0 2 |
| | | | | | | | | | | 107 H | VCU | 0 8 |
| | | | | | | | | | | 123 A | Morehead St. | 6 7 |
| | | | | | | | | | | 123 A | Morehead St. | 5 6 |
| | | | | | | | | | | 123 A | Morehead St. | 0 22 |
| | | | | | | | | | | 147 H | Hartford | 4 13 |
| | | | | | | | | | | 152 H | Saint Louis | 1 8 |
| | | | | | | | | | | 152 H | Saint Louis | 5 4 |
| | | | | | | | | | | 152 H | Saint Louis | 4 8 |
| | | | | | | | | | | 163 A | Central Conn. St. | 15 0 |
| | | | | | | | | | | 169 H | UMass Lowell | 0 6 |
| | | | | | | | | | | 173 A | Elon | 1 5 |
| | | | | | | | | | | 173 A | Elon | 3 4 |
| | | | | | | | | | | 173 A | Elon | 0 3 |
| | | | | | | | | | | 177 N | Northeastern | 6 5 |
| | | | | | | | | | | 181 A | Harvard | 3 7 |
| | | | | | | | | | | 181 N | Harvard | 2 8 |
| | | | | | | | | | | 193 A | George Washington | 2 1 |
| | | | | | | | | | | 193 A | George Washington | 2 10 |
| | | | | | | | | | | 193 A | George Washington | 10 4 |
| | | | | | LAST 10 GAMES | | | | | 211 N | Maine | 10 6 |
| | | | 147 H | Hartford | 4 13 | | 278 A | La Salle | 3 4 | 211 N | Maine | 2 4 |
| | | | 272 H | Dayton | 3 0 | | 278 A | La Salle | 6 2 | 211 N | Maine | 5 1 |
| | | | 272 H | Dayton | 2 7 | | 177 N | Northeastern | 6 5 | 216 A | Holy Cross | 5 15 |
| | | | 272 H | Dayton | 2 5 | | 46 A | UConn | 3 11 | 244 N | Bucknell | 9 11 |
| | | | 278 A | La Salle | 3 0 | | 152 H | Saint Louis | 5 4 | 244 N | Bucknell | 1 3 |

Non-Div. I Games:

Massachusetts

Massachusetts

[illegible]

Non-Div. I Games:

Incarnate Word

Incarnate Word

| Average RPI Win: 218 | | WON-LOST | WINNING | LAST 10 | STRENGTH OF | | OPP. STRENGTH | TEAM | ADJ | | CONF. | ADJ CONF. | | | |
|-----------------------|---|----------------|-----------|---------|----------------|---------------|---------------|------|-------------|---------------|----------|-----------|----|----------|-------|
| Average RPI Loss: 156 | | RECORD | PCT. RANK | GAMES | SCHEDULE | | OF SCHEDULE | RPI | RPI | | RPI | RPI | | | |
| DIV. I ONLY | | 12-29-0 | .29268 | 275 | 3-7-0 | | 195 | 235 | 266 | .43279 | 266 | 15 | 15 | | |
| DIV. I NON-CONF. | | 8-22-0 | .26667 | 262 | 0-5-0 | | 198 | 245 | 269 | .42736 | 269 | 12 | 12 | | |
| TOTALS | | RPI 1-25 | RPI 26-50 | | W-L RECORDS | | RPI 51-100 | | RPI 101-150 | | RPI 150+ | | | | |
| 12-29-0 | | 0-7-0 | 0-0-0 | | OVERALL | | 0-0-0 | | 2-2-0 | | 10-20-0 | | | | |
| 5-13-0 | | 0-2-0 | 0-0-0 | | HOME | | 0-0-0 | | 1-0-0 | | 4-11-0 | | | | |
| 7-15-0 | | 0-5-0 | 0-0-0 | | AWAY | | 0-0-0 | | 1-2-0 | | 6-8-0 | | | | |
| 0-1-0 | | 0-0-0 | 0-0-0 | | NEUTRAL | | 0-0-0 | | 0-0-0 | | 0-1-0 | | | | |
| 8-22-0 | | 0-5-0 | 0-0-0 | | NON-CONFERENCE | | 0-0-0 | | 2-2-0 | | 6-15-0 | | | | |
| 4-9-0 | | 0-0-0 | 0-0-0 | | HOME | | 0-0-0 | | 1-0-0 | | 3-9-0 | | | | |
| 4-12-0 | | 0-5-0 | 0-0- | | AWAY | | 0-0-0 | | 1-2-0 | | 3-5-0 | | | | |
| 0-1-0 | | 0-0-0 | 0-0-0 | | NEUTRAL | | 0-0-0 | | 0-0-0 | | 0-1-0 | | | | |
| 4-7-0 | | 0-2-0 | 0-0-0 | | CONFERENCE | | 0-0-0 | | 0-0-0 | | 4-5-0 | | | | |
| 1-4-0 | | 0-2-0 | 0-0-0 | | HOME | | 0-0-0 | | 0-0-0 | | 1-2-0 | | | | |
| 3-3-0 | | 0-0-0 | 0-0-0 | | AWAY | | 0-0-0 | | 0-0-0 | | 3-3-0 | | | | |
| 0-0-0 | | 0-0-0 | 0-0-0 | | NEUTRAL | | 0-0-0 | | 0-0-0 | | 0-0-0 | | | | |
| RPI | S | Opponent | Score | RPI | S | Opponent | Score | RPI | S | Opponent | Score | RPI | S | Opponent | Score |
| 19 | H | Missouri St. | 5 9 | | | | | 129 | A | Central Ark. | 9 10 | | | | |
| 19 | H | Missouri St. | 8 13 | | | | | 129 | A | Central Ark. | 9 3 | | | | |
| 21 | A | Southern Miss. | 2 9 | | | | | 129 | A | Central Ark. | 9 16 | | | | |
| 21 | A | Southern Miss. | 10 14 | | | | | 145 | H | Austin Peay | 6 1 | | | | |
| 21 | A | Southern Miss. | 2 18 | | | | | 167 | H | Indiana St. | 1 9 | | | | |
| 24 | A | Indiana | 3 6 | | | | | 167 | H | Indiana St. | 3 5 | | | | |
| 25 | A | Vanderbilt | 4 7 | | | | | 167 | H | Indiana St. | 4 1 | | | | |
| | | | | | | | | 179 | A | Southern Ill. | 2 3 | | | | |
| | | | | | | | | 179 | A | Southern Ill. | 2 5 | | | | |
| | | | | | | | | 179 | A | Southern Ill. | 3 8 | | | | |
| | | | | | | | | 182 | A | Lipscomb | 1 4 | | | | |
| | | | | | | | | 182 | A | Lipscomb | 10 5 | | | | |
| | | | | | | | | 182 | A | Lipscomb | 3 4 | | | | |
| | | | | | | | | 185 | H | Murray St. | 4 5 | | | | |
| | | | | | | | | 185 | N | Murray St. | 1 8 | | | | |
| | | | | | | | | 204 | H | Western Mich. | 3 4 | | | | |
| | | | | | | | | 204 | H | Western Mich. | 2 11 | | | | |
| | | | | | | | | 204 | H | Western Mich. | 6 5 | | | | |
| | | | | | | | | 205 | A | UT Martin | 8 9 | | | | |
| | | | | | | | | 205 | H | UT Martin | 4 12 | | | | |
| | | | | | | | | 230 | A | Campbell | 13 9 | | | | |
| | | | | | | | | 230 | A | Campbell | 1 8 | | | | |
| | | | | | | | | 230 | A | Campbell | 6 2 | | | | |
| | | | | | | | | 240 | A | SIUE | 2 5 | | | | |
| | | | | | | | | 240 | H | SIUE | 7 8 | | | | |
| | | | | | | | | 241 | H | Northern Ill. | 0 1 | | | | |
| | | | | | | | | 241 | H | Northern Ill. | 2 5 | | | | |
| LAST 10 GAMES | | | | | | | | | | | | | | | |
| 19 | H | Missouri St. | 5 9 | 241 | H | Northern Ill. | 2 5 | 230 | A | Campbell | 6 2 | | | | |
| 19 | H | Missouri St. | 8 13 | 205 | A | UT Martin | 8 9 | 240 | A | SIUE | 2 5 | | | | |
| 185 | H | Murray St. | 4 5 | 275 | A | Illinois St. | 1 0 | 240 | H | SIUE | 7 8 | | | | |
| 185 | N | Murray St. | 1 8 | 275 | A | Illinois St. | 8 1 | 241 | H | Northern Ill. | 0 1 | | | | |
| 241 | H | Northern Ill. | 0 1 | 275 | A | Illinois St. | 12 9 | 241 | H | Northern Ill. | 2 5 | | | | |

Non-Div. I Games: Southern Ind. 5 1

Evansville

| RPI | S | Opponent | Score | |
|-----|---|--------------|-------|---|
| 252 | H | Milwaukee | 2 | 0 |
| 252 | H | Milwaukee | 6 | 4 |
| 252 | H | Milwaukee | 2 | 8 |
| 252 | H | Milwaukee | 5 | 7 |
| 275 | A | Illinois St. | 1 | 0 |
| 275 | A | Illinois St. | 8 | 1 |
| 275 | A | Illinois St. | 12 | 9 |

Evansville

E
v
a
n
s
v
i
l
l
e

E
v
a
n
s
v
i
l
l
e

| RPI | S | Opponent | Score | |
|-----|---|---------------|-------|----|
| 223 | H | James Madison | 1 | 2 |
| 243 | H | Quinnipiac | 5 | 3 |
| 243 | H | Quinnipiac | 3 | 11 |
| 243 | H | Quinnipiac | 5 | 3 |
| 259 | H | Longwood | 10 | 5 |
| 272 | H | Dayton | 21 | 20 |
| 278 | H | La Salle | 1 | 8 |
| 278 | H | La Salle | 6 | 3 |
| 278 | H | La Salle | 7 | 3 |

USC Upstate

U
S
C
U
p
s
t
a
t
e

U
S
C
U
p
s
t
a
t
e

| Average RPI Win: 252 | | WON-LOST | WINNING | LAST 10 | STRENGTH OF | | OPP. STRENGTH | TEAM | ADJ | CONF. | ADJ CONF. |
|-----------------------|-----------------|----------|-----------|----------------|------------------|-------|---------------|-------|-------------------|---------|-----------|
| Average RPI Loss: 169 | | RECORD | PCT. RANK | GAMES | SCHEDULE | | OF SCHEDULE | RPI | RPI | RPI | RPI |
| DIV. I ONLY | | 15-23-0 | .39474 | 228 | 8-2-0 | | 279 | 266 | 268 | .43183 | 268 |
| DIV. I NON-CONF. | | 4-15-0 | .21053 | 276 | 3-0-0 | | 157 | 162 | 253 | .43899 | 253 |
| TOTALS | | RPI 1-25 | RPI 26-50 | | W-L RECORDS | | RPI 51-100 | | RPI 101-150 | | RPI 150+ |
| 15-23-0 | 0-4-0 | 0-0-0 | | OVERALL | | 0-0-0 | | 2-6-0 | | 13-13-0 | |
| 8-4-0 | 0-0-0 | 0-0-0 | | HOME | | 0-0-0 | | 1-0-0 | | 7-4-0 | |
| 7-17-0 | 0-2-0 | 0-0-0 | | AWAY | | 0-0-0 | | 1-6-0 | | 6-9-0 | |
| 0-2-0 | 0-2-0 | 0-0-0 | | NEUTRAL | | 0-0-0 | | 0-0-0 | | 0-0-0 | |
| 4-15-0 | 0-4-0 | 0-0-0 | | NON-CONFERENCE | | 0-0-0 | | 1-4-0 | | 3-7-0 | |
| 2-0-0 | 0-0-0 | 0-0-0 | | HOME | | 0-0-0 | | 1-0-0 | | 1-0-0 | |
| 2-13-0 | 0-2-0 | 0-0- | | AWAY | | 0-0-0 | | 0-4-0 | | 2-7-0 | |
| 0-2-0 | 0-2-0 | 0-0-0 | | NEUTRAL | | 0-0-0 | | 0-0-0 | | 0-0-0 | |
| 11-8-0 | 0-0-0 | 0-0-0 | | CONFERENCE | | 0-0-0 | | 1-2-0 | | 10-6-0 | |
| 6-4-0 | 0-0-0 | 0-0-0 | | HOME | | 0-0-0 | | 0-0-0 | | 6-4-0 | |
| 5-4-0 | 0-0-0 | 0-0-0 | | AWAY | | 0-0-0 | | 1-2-0 | | 4-2-0 | |
| 0-0-0 | 0-0-0 | 0-0-0 | | NEUTRAL | | 0-0-0 | | 0-0-0 | | 0-0-0 | |
| RPI S | Opponent | Score | | RPI S | Opponent | Score | | RPI S | Opponent | Score | |
| 5 N | Texas Tech | 1 | 15 | | | | | 102 A | Iowa | 1 | 4 |
| 5 N | Texas Tech | 5 | 13 | | | | | 102 H | Iowa | 7 | 5 |
| 17 A | Mississippi St. | 2 | 8 | | | | | 103 A | Oral Roberts | 0 | 3 |
| 17 A | Mississippi St. | 9 | 10 | | | | | 103 A | Oral Roberts | 5 | 2 |
| | | | | | | | | 103 A | Oral Roberts | 0 | 1 |
| | | | | | | | | 134 A | Southeast Mo. St. | 1 | 5 |
| | | | | | | | | 134 A | Southeast Mo. St. | 2 | 22 |
| | | | | | | | | 134 A | Southeast Mo. St. | 4 | 5 |
| | | | | | | | | 152 A | Saint Louis | 6 | 7 |
| | | | | | | | | 179 A | Southern Ill. | 2 | 3 |
| | | | | | | | | 179 A | Southern Ill. | 2 | 12 |
| | | | | | | | | 179 A | Southern Ill. | 6 | 8 |
| | | | | | | | | 240 A | SIUE | 3 | 9 |
| | | | | | | | | 240 H | SIUE | 21 | 4 |
| | | | | | | | | 248 H | South Dakota St. | 5 | 13 |
| | | | | | | | | 248 H | South Dakota St. | 8 | 4 |
| | | | | | | | | 248 H | South Dakota St. | 7 | 2 |
| | | | | | | | | 271 H | North Dakota St. | 0 | 1 |
| | | | | | | | | 271 H | North Dakota St. | 5 | 1 |
| | | | | | | | | 271 H | North Dakota St. | 5 | 7 |
| | | | | | | | | 272 A | Dayton | 7 | 5 |
| | | | | | | | | 272 A | Dayton | 1 | 4 |
| | | | | | | | | 272 A | Dayton | 0 | 6 |
| | | | | | | | | 275 A | Illinois St. | 4 | 1 |
| | | | | | | | | 277 A | Omaha | 11 | 10 |
| | | | | | | | | 277 A | Omaha | 2 | 4 |
| | | | | | | | | 277 A | Omaha | 14 | 4 |
| LAST 10 GAMES | | | | | | | | | | | |
| 102 H | Iowa | 7 | 5 | 297 A | Fort Wayne | 7 | 4 | 272 A | Dayton | 1 | 4 |
| 277 H | Omaha | 3 | 1 | 240 H | SIUE | 21 | 4 | 272 A | Dayton | 0 | 6 |
| 275 A | Illinois St. | 4 | 1 | 248 H | South Dakota St. | 5 | 13 | 277 A | Omaha | 11 | 10 |
| 297 A | Fort Wayne | 15 | 5 | 248 H | South Dakota St. | 8 | 4 | 277 A | Omaha | 2 | 4 |
| 297 A | Fort Wayne | 0 | 2 | 248 H | South Dakota St. | 7 | 2 | 277 A | Omaha | 14 | 4 |

Non-Div. I Games: St. Ambrose 9 0 Robert Morris-Peoria 12 1

Western Ill.

Western Illinois.

Western Illinois.

Western Ill.

| | | | | | | | | | | | |
|----------------------|----------|--------------------|-------------------------|------------------|--|--------------------------|------------------------------|-------------|----------------------------|--------------|------------------|
| Average RPI Win: | 187 | WON-LOST RECORD | WINNING PCT. RANK | LAST 10 GAMES | | STRENGTH OF SCHEDULE | OPP. STRENGTH OF SCHEDULE | TEAM RPI | ADJ RPI | CONF. RPI | ADJ CONF. RPI |
| DIV. I ONLY | | 11-28-0 | .28205 277 | 2-8-0 | | 215 | 206 | 269 | .42928 269 | 21 | 21 |
| DIV. I NON-CONF. | | 4-15-0 | .21053 276 | 0-1-0 | | 145 | 246 | 260 | .43489 260 | 18 | 18 |
| TOTALS | RPI 1-25 | | RPI 26-50 | W-L RECORDS | | RPI 51-100 | | | RPI 101-150 | | RPI 150+ |
| 11-28-0 | 0-0-0 | | 0-3-0 | OVERALL | | 1-1-0 | | | 2-9-0 | | 8-15-0 |
| 4-9-0 | 0-0-0 | | 0-0-0 | HOME | | 1-0-0 | | | 1-2-0 | | 2-7-0 |
| 4-18-0 | 0-0-0 | | 0-3-0 | AWAY | | 0-1-0 | | | 1-7-0 | | 3-7-0 |
| 3-1-0 | 0-0-0 | | 0-0-0 | NEUTRAL | | 0-0-0 | | | 0-0-0 | | 3-1-0 |
| 4-15-0 | 0-0-0 | | 0-3-0 | NON-CONFERENCE | | 0-0-0 | | | 1-4-0 | | 3-8-0 |
| 0-3-0 | 0-0-0 | | 0-0-0 | HOME | | 0-0-0 | | | 0-0-0 | | 0-3-0 |
| 1-11-0 | 0-0-0 | | 0-0- | AWAY | | 0-0-0 | | | 1-4-0 | | 0-4-0 |
| 3-1-0 | 0-0-0 | | 0-0-0 | NEUTRAL | | 0-0-0 | | | 0-0-0 | | 3-1-0 |
| 7-13-0 | 0-0-0 | | 0-0-0 | CONFERENCE | | 1-1-0 | | | 1-5-0 | | 5-7-0 |
| 4-6-0 | 0-0-0 | | 0-0-0 | HOME | | 1-0-0 | | | 1-2-0 | | 2-4-0 |
| 3-7-0 | 0-0-0 | | 0-0-0 | AWAY | | 0-1-0 | | | 0-3-0 | | 3-3-0 |
| 0-0-0 | 0-0-0 | | 0-0-0 | NEUTRAL | | 0-0-0 | | | 0-0-0 | | 0-0-0 |
| RPI S Opponent Score | | | RPI S Opponent Score | | | RPI S Opponent Score | | | RPI S Opponent Score | | |
| | | | 33 A Texas A&M 1 15 | | | 68 A Kent St. 0 3 | | | 110 A Middle Tenn. 8 20 | | |
| | | | 33 A Texas A&M 5 16 | | | 68 H Kent St. 9 3 | | | 116 A Jacksonville St. 0 5 | | |
| | | | 33 A Texas A&M 2 19 | | | | | | 121 H Central Mich. 7 8 | | |
| | | | | | | | | | 121 H Central Mich. 3 2 | | |
| | | | | | | | | | 121 H Central Mich. 2 8 | | |
| | | | | | | | | | 123 A Morehead St. 6 5 | | |
| | | | | | | | | | 123 A Morehead St. 7 11 | | |
| | | | | | | | | | 123 A Morehead St. 6 9 | | |
| | | | | | | | | | 142 A Ball St. 4 7 | | |
| | | | | | | | | | 142 A Ball St. 5 23 | | |
| | | | | | | | | | 142 A Ball St. 6 13 | | |
| | | | | | | | | | 166 A Belmont 5 7 | | |
| | | | | | | | | | 182 A Lipscomb 0 2 | | |
| | | | | | | | | | 183 H Niagara 1 3 | | |
| | | | | | | | | | 183 H Niagara 2 3 | | |
| | | | | | | | | | 186 H Toledo 4 8 | | |
| | | | | | | | | | 186 H Toledo 5 4 | | |
| | | | | | | | | | 186 H Toledo 4 20 | | |
| | | | | | | | | | 195 A Eastern Mich. 0 3 | | |
| | | | | | | | | | 195 A Eastern Mich. 6 7 | | |
| | | | | | | | | | 195 A Eastern Mich. 6 2 | | |
| | | | LAST 10 GAMES | | | | | | 206 H Miami (OH) 4 10 | | |
| | | | 206 H Miami (OH) 3 1 | | | 121 H Central Mich. 3 2 | | | 206 H Miami (OH) 3 1 | | |
| | | | 206 H Miami (OH) 6 9 | | | 121 H Central Mich. 7 8 | | | 206 H Miami (OH) 6 9 | | |
| | | | 206 H Miami (OH) 4 10 | | | 263 A Youngstown St. 5 6 | | | 224 N Georgia St. 4 1 | | |
| | | | 68 A Kent St. 0 3 | | | 142 A Ball St. 6 13 | | | 224 N Georgia St. 6 3 | | |
| | | | 121 H Central Mich. 2 8 | | | 142 A Ball St. 5 23 | | | 231 N Army West Point 5 0 | | |

Non-Div. I Games:

Bowling Green

| RPI | S | Opponent | Score | |
|-----|---|-----------------|-------|----|
| 231 | N | Army West Point | 0 | 5 |
| 241 | A | Northern Ill. | 9 | 1 |
| 241 | A | Northern Ill. | 0 | 11 |
| 241 | A | Northern Ill. | 7 | 4 |
| 263 | A | Youngstown St. | 5 | 6 |
| 263 | H | Youngstown St. | 1 | 3 |
| 272 | A | Dayton | 1 | 3 |

Bowling Green

B
o
w
l
i
n
g
G
r
e
e
n

B
o
w
l
i
n
g
G
r
e
e
n

| Average RPI Win: 262 | | WON-LOST | WINNING | LAST 10 | STRENGTH OF | | OPP. STRENGTH | TEAM | ADJ | | CONF. | ADJ CONF. | |
|-----------------------|---|----------|-----------|---------|----------------|----------|---------------------|------|-------------|---------------------|-----------------------|-----------|----|
| Average RPI Loss: 236 | | RECORD | PCT. RANK | GAMES | SCHEDULE | | OF SCHEDULE | RPI | RPI | | RPI | RPI | |
| DIV. I ONLY | | 17-21-0 | .44737 | 196 | 8-2-0 | | 291 | 298 | 270 | .42772 | 270 | 27 | 27 |
| DIV. I NON-CONF. | | 5-12-0 | .29412 | 255 | 1-1-0 | | 281 | 283 | 281 | .41019 | 281 | 29 | 28 |
| TOTALS | | RPI 1-25 | RPI 26-50 | | W-L RECORDS | | RPI 51-100 | | RPI 101-150 | | RPI 150+ | | |
| 17-21-0 | | 0-0-0 | 0-0-0 | | OVERALL | | 0-0-0 | | 0-0-0 | | 17-21-0 | | |
| 7-6-0 | | 0-0-0 | 0-0-0 | | HOME | | 0-0-0 | | 0-0-0 | | 7-6-0 | | |
| 10-14-0 | | 0-0-0 | 0-0-0 | | AWAY | | 0-0-0 | | 0-0-0 | | 10-14-0 | | |
| 0-1-0 | | 0-0-0 | 0-0-0 | | NEUTRAL | | 0-0-0 | | 0-0-0 | | 0-1-0 | | |
| 5-12-0 | | 0-0-0 | 0-0-0 | | NON-CONFERENCE | | 0-0-0 | | 0-0-0 | | 5-12-0 | | |
| 2-2-0 | | 0-0-0 | 0-0-0 | | HOME | | 0-0-0 | | 0-0-0 | | 2-2-0 | | |
| 3-9-0 | | 0-0-0 | 0-0- | | AWAY | | 0-0-0 | | 0-0-0 | | 3-9-0 | | |
| 0-1-0 | | 0-0-0 | 0-0-0 | | NEUTRAL | | 0-0-0 | | 0-0-0 | | 0-1-0 | | |
| 12-9-0 | | 0-0-0 | 0-0-0 | | CONFERENCE | | 0-0-0 | | 0-0-0 | | 12-9-0 | | |
| 5-4-0 | | 0-0-0 | 0-0-0 | | HOME | | 0-0-0 | | 0-0-0 | | 5-4-0 | | |
| 7-5-0 | | 0-0-0 | 0-0-0 | | AWAY | | 0-0-0 | | 0-0-0 | | 7-5-0 | | |
| 0-0-0 | | 0-0-0 | 0-0-0 | | NEUTRAL | | 0-0-0 | | 0-0-0 | | 0-0-0 | | |
| RPI | S | Opponent | Score | RPI | S | Opponent | Score | RPI | S | Opponent | Score | | |
| | | | | | | | | 165 | A | Delaware | 5 | 15 | |
| | | | | | | | | 191 | A | Navy | 2 | 3 | |
| | | | | | | | | 191 | H | Navy | 0 | 18 | |
| | | | | | | | | 193 | A | George Washington | 6 | 9 | |
| | | | | | | | | 193 | H | George Washington | 4 | 12 | |
| | | | | | | | | 198 | A | Charleston So. | 9 | 2 | |
| | | | | | | | | 198 | A | Charleston So. | 1 | 3 | |
| | | | | | | | | 198 | A | Charleston So. | 2 | 3 | |
| | | | | | | | | 235 | A | The Citadel | 7 | 1 | |
| | | | | | | | | 235 | A | The Citadel | 0 | 4 | |
| | | | | | | | | 235 | A | The Citadel | 5 | 6 | |
| | | | | | | | | 236 | A | Norfolk St. | 3 | 1 | |
| | | | | | | | | 236 | A | Norfolk St. | 1 | 3 | |
| | | | | | | | | 236 | A | Norfolk St. | 5 | 4 | |
| | | | | | | | | 236 | A | Norfolk St. | 4 | 2 | |
| | | | | | | | | 236 | A | Norfolk St. | 6 | 4 | |
| | | | | | | | | 236 | A | Norfolk St. | 0 | 5 | |
| | | | | | | | | 236 | H | Norfolk St. | 4 | 6 | |
| | | | | | | | | 236 | H | Norfolk St. | 19 | 3 | |
| | | | | | | | | 236 | H | Norfolk St. | 2 | 3 | |
| | | | | | | | | 237 | A | Towson | 6 | 7 | |
| | | | | | | | | 237 | H | Towson | 8 | 1 | |
| | | | | | | | | 246 | N | Rider | 2 | 4 | |
| | | | | | | | | 278 | A | La Salle | 2 | 4 | |
| | | | | | | | | 278 | H | La Salle | 4 | 2 | |
| | | | | | | | | 288 | A | Fairleigh Dickinson | 8 | 7 | |
| | | | | | | | | 292 | A | Coppin St. | | | |
| | | | | | | | | 290 | A | UMES | 1 | 8 | |
| LAST 10 GAMES | | | | | | | | | | | | | |
| | | | | | | 236 | A Norfolk St. | 6 | 4 | 290 | H UMES | 7 | 4 |
| | | | | | | 236 | A Norfolk St. | 4 | 2 | 290 | H UMES | 3 | 2 |
| | | | | | | 236 | A Norfolk St. | 0 | 5 | 288 | A Fairleigh Dickinson | 8 | 7 |
| | | | | | | 193 | H George Washington | 4 | 12 | 292 | A Coppin St. | 5 | 3 |
| | | | | | | 290 | H UMES | 9 | 0 | 292 | A Coppin St. | 13 | 6 |

Non-Div. I Games:

Delaware St.

| RPI | S | Opponent | Score | |
|-----|---|------------|-------|----|
| 290 | A | UMES | 2 | 0 |
| 290 | A | UMES | 2 | 3 |
| 290 | H | UMES | 7 | 4 |
| 290 | H | UMES | 9 | 0 |
| 290 | H | UMES | 3 | 2 |
| 292 | A | Coppin St. | 5 | 3 |
| 292 | A | Coppin St. | 13 | 6 |
| 292 | A | Coppin St. | 3 | 8 |
| 292 | H | Coppin St. | 3 | 14 |
| 292 | H | Coppin St. | 7 | 9 |
| 292 | H | Coppin St. | 15 | 5 |

Delaware St.

D
e
l
a
w
a
r
e
S
t
.

D
e
l
a
w
a
r
e
S
t
.

| | | | | | | | | | | | | |
|------------------|----------|--------------------|----------------------|------------------|----------------|-------------------------|------------------------------|-------------|-------------|-------------------------|------------------|----|
| Average RPI Win: | 258 | WON-LOST RECORD | WINNING PCT. RANK | LAST 10 GAMES | | STRENGTH OF SCHEDULE | OPP. STRENGTH OF SCHEDULE | TEAM RPI | ADJ RPI | CONF. RPI | ADJ CONF. RPI | |
| DIV. I ONLY | | 19-21-0 | .475 | 177 | 5-3-0 | 297 | 275 | 271 | .42733 | 271 | 29 | 29 |
| DIV. I NON-CONF. | | 7-12-0 | .36842 | 233 | 0-0-0 | 298 | 277 | 277 | .41873 | 277 | 28 | 29 |
| <hr/> | | | | | | | | | | | | |
| TOTALS | RPI 1-25 | | RPI 26-50 | | W-L RECORDS | | RPI 51-100 | | RPI 101-150 | | RPI 150+ | |
| 19-21-0 | 0-0-0 | | 0-0-0 | | OVERALL | | 1-2-0 | | 1-5-0 | | 17-14-0 | |
| 6-4-0 | 0-0-0 | | 0-0-0 | | HOME | | 0-1-0 | | 0-0-0 | | 6-3-0 | |
| 12-13-0 | 0-0-0 | | 0-0-0 | | AWAY | | 1-1-0 | | 0-3-0 | | 11-9-0 | |
| 1-4-0 | 0-0-0 | | 0-0-0 | | NEUTRAL | | 0-0-0 | | 1-2-0 | | 0-2-0 | |
| 7-12-0 | 0-0-0 | | 0-0-0 | | NON-CONFERENCE | | 1-2-0 | | 1-2-0 | | 5-8-0 | |
| 0-1-0 | 0-0-0 | | 0-0-0 | | HOME | | 0-1-0 | | 0-0-0 | | 0-0-0 | |
| 6-7-0 | 0-0-0 | | 0-0- | | AWAY | | 1-1-0 | | 0-0-0 | | 5-6-0 | |
| 1-4-0 | 0-0-0 | | 0-0-0 | | NEUTRAL | | 0-0-0 | | 1-2-0 | | 0-2-0 | |
| 12-9-0 | 0-0-0 | | 0-0-0 | | CONFERENCE | | 0-0-0 | | 0-3-0 | | 12-6-0 | |
| 6-3-0 | 0-0-0 | | 0-0-0 | | HOME | | 0-0-0 | | 0-0-0 | | 6-3-0 | |
| 6-6-0 | 0-0-0 | | 0-0-0 | | AWAY | | 0-0-0 | | 0-3-0 | | 6-3-0 | |
| 0-0-0 | 0-0-0 | | 0-0-0 | | NEUTRAL | | 0-0-0 | | 0-0-0 | | 0-0-0 | |
| RPI | S | Opponent | Score | RPI | S | Opponent | Score | RPI | S | Opponent | Score | |
| | | | | | | | | | | | | |
| | | | | | | 74 A Minnesota | 3 1 | | | 103 A Oral Roberts | 2 8 | |
| | | | | | | 74 A Minnesota | 1 7 | | | 103 A Oral Roberts | 1 5 | |
| | | | | | | 74 H Minnesota | 1 6 | | | 103 A Oral Roberts | 1 9 | |
| | | | | | | | | | | 144 N St. Bonaventure | 3 7 | |
| | | | | | | | | | | 144 N St. Bonaventure | 3 10 | |
| | | | | | | | | | | 144 N St. Bonaventure | 10 0 | |
| | | | | | | | | | | 248 A South Dakota St. | 11 4 | |
| | | | | | | | | | | 248 A South Dakota St. | 1 2 | |
| | | | | | | | | | | 248 A South Dakota St. | 3 0 | |
| | | | | | | | | | | 248 H South Dakota St. | 4 1 | |
| | | | | | | | | | | 248 H South Dakota St. | 0 1 | |
| | | | | | | | | | | 248 H South Dakota St. | 4 1 | |
| | | | | | | | | | | 253 A Abilene Christian | 3 5 | |
| | | | | | | | | | | 253 A Abilene Christian | 1 9 | |
| | | | | | | | | | | 253 A Abilene Christian | 1 4 | |
| | | | | | | | | | | 261 A Northern Colo. | 6 7 | |
| | | | | | | | | | | 261 A Northern Colo. | 2 8 | |
| | | | | | | | | | | 261 A Northern Colo. | 5 7 | |
| | | | | | | | | | | 261 A Northern Colo. | 7 4 | |
| | | | | | | | | | | 264 N Massachusetts | 5 9 | |
| | | | | | | | | | | 268 A Western Ill. | 1 5 | |
| | | | | | | | | | | 268 A Western Ill. | 1 0 | |
| | | | | | | | | | | 268 A Western Ill. | 7 5 | |
| | | | | | | | | | | 277 A Omaha | 1 0 | |
| | | | | | | | | | | 277 A Omaha | 0 10 | |
| | | | | | | | | | | 277 A Omaha | 6 1 | |
| | | | | | | | | | | 74 H Minnesota | 1 6 | |
| | | | | | | | | | | 277 H Omaha | 10 2 | |

| | | | | | | | | | | |
|-------------------|-----------------|---|---|-----------------|---|---|-----------|---|---|------------------|
| Non-Div. I Games: | Valley City St. | 8 | 3 | Dakota Wesleyan | 3 | 2 | Minot St. | 7 | 4 | North Dakota St. |
|-------------------|-----------------|---|---|-----------------|---|---|-----------|---|---|------------------|

North Dakota St.

| Average RPI Win: 225 | | WON-LOST RECORD | WINNING PCT. RANK | LAST 10 GAMES | STRENGTH OF SCHEDULE | OPP. STRENGTH OF SCHEDULE | TEAM RPI | ADJ RPI | CONF. RPI | ADJ CONF. RPI | |
|-----------------------|----------|--------------------|----------------------|---------------------|-------------------------|------------------------------|-------------|------------|-----------------|------------------|----------|
| Average RPI Loss: 182 | | | | | | | | | | | |
| DIV. I ONLY | | 14-29-0 | .32558 260 | 4-6-0 | 255 | 253 | 272 | .4252 272 | 23 | 23 | |
| DIV. I NON-CONF. | | 10-18-0 | .35714 238 | 1-2-0 | 265 | 260 | 262 | .4315 262 | 24 | 24 | |
| <hr/> | | | | | | | | | | | |
| TOTALS | | RPI 1-25 | RPI 26-50 | | W-L RECORDS | | RPI 51-100 | | RPI 101-150 | | RPI 150+ |
| 14-29-0 | | 0-1-0 | 0-0-0 | | OVERALL | | 0-1-0 | | 2-10-0 | | 12-17-0 |
| 6-9-0 | | 0-0-0 | 0-0-0 | | HOME | | 0-0-0 | | 1-1-0 | | 5-8-0 |
| 6-17-0 | | 0-0-0 | 0-0-0 | | AWAY | | 0-1-0 | | 1-8-0 | | 5-8-0 |
| 2-3-0 | | 0-1-0 | 0-0-0 | | NEUTRAL | | 0-0-0 | | 0-1-0 | | 2-1-0 |
| 10-18-0 | | 0-1-0 | 0-0-0 | | NON-CONFERENCE | | 0-1-0 | | 2-7-0 | | 8-9-0 |
| 5-4-0 | | 0-0-0 | 0-0-0 | | HOME | | 0-0-0 | | 1-1-0 | | 4-3-0 |
| 3-11-0 | | 0-0-0 | 0-0- | | AWAY | | 0-1-0 | | 1-5-0 | | 2-5-0 |
| 2-3-0 | | 0-1-0 | 0-0-0 | | NEUTRAL | | 0-0-0 | | 0-1-0 | | 2-1-0 |
| 4-11-0 | | 0-0-0 | 0-0-0 | | CONFERENCE | | 0-0-0 | | 0-3-0 | | 4-8-0 |
| 1-5-0 | | 0-0-0 | 0-0-0 | | HOME | | 0-0-0 | | 0-0-0 | | 1-5-0 |
| 3-6-0 | | 0-0-0 | 0-0-0 | | AWAY | | 0-0-0 | | 0-3-0 | | 3-3-0 |
| 0-0-0 | | 0-0-0 | 0-0-0 | | NEUTRAL | | 0-0-0 | | 0-0-0 | | 0-0-0 |
| RPI S | Opponent | Score | | RPI S | Opponent | Score | | RPI S | Opponent | Score | |
| 20 N | Maryland | 2 | 11 | | | | | 93 A | Wright St. | 4 | 5 |
| | | | | | | | | 111 N | William & Mary | 0 | 7 |
| | | | | | | | | 140 A | Furman | 3 | 9 |
| | | | | | | | | 140 A | Furman | 7 | 9 |
| | | | | | | | | 140 A | Furman | 12 | 11 |
| | | | | | | | | 142 A | Ball St. | 3 | 4 |
| | | | | | | | | 142 A | Ball St. | 0 | 6 |
| | | | | | | | | 142 H | Ball St. | 3 | 2 |
| | | | | | | | | 142 H | Ball St. | 2 | 10 |
| | | | | | | | | 144 A | St. Bonaventure | 0 | 9 |
| | | | | | | | | 144 A | St. Bonaventure | 14 | 18 |
| | | | | | | | | 144 A | St. Bonaventure | 4 | 6 |
| | | | | | | | | 148 A | Butler | 0 | 4 |
| | | | | | | | | 152 A | Saint Louis | 2 | 4 |
| | | | | | | | | 152 A | Saint Louis | 6 | 5 |
| | | | | | | | | 152 A | Saint Louis | 3 | 5 |
| | | | | | | | | 169 N | UMass Lowell | 13 | 8 |
| | | | | | | | | 184 N | UNC Asheville | 6 | 12 |
| | | | | | | | | 186 H | Toledo | 7 | 11 |
| | | | | | | | | 196 H | George Mason | 1 | 7 |
| | | | | | | | | 196 H | George Mason | 5 | 10 |
| | | | | | | | | 196 H | George Mason | 6 | 8 |
| | | | | LAST 10 GAMES | | | | 206 A | Miami (OH) | 6 | 7 |
| | | | | 264 A Massachusetts | 0 3 | | 5 | 206 H | Miami (OH) | 9 | 16 |
| | | | | 264 A Massachusetts | 7 2 | | 4 | 208 N | Georgetown | 8 | 7 |
| | | | | 264 A Massachusetts | 5 2 | | 11 | 228 A | Ohio | 2 | 5 |
| | | | | 148 A Butler | 0 4 | | 2 | 229 A | Eastern Ky. | 3 | 2 |
| | | | | 152 A Saint Louis | 3 5 | | 10 | 239 H | Northern Ky. | 10 | 3 |

Non-Div. I Games:

Dayton

| RPI | S | Opponent | Score | |
|-----|---|---------------|-------|----|
| 260 | H | Richmond | 1 | 11 |
| 260 | H | Richmond | 5 | 10 |
| 260 | H | Richmond | 6 | 5 |
| 264 | A | Massachusetts | 5 | 2 |
| 264 | A | Massachusetts | 0 | 3 |
| 264 | A | Massachusetts | 7 | 2 |
| 267 | A | USC Upstate | 20 | 21 |
| 268 | H | Western Ill. | 5 | 7 |
| 268 | H | Western Ill. | 6 | 0 |
| 268 | H | Western Ill. | 4 | 1 |
| 269 | H | Bowling Green | 3 | 1 |
| 275 | A | Illinois St. | 10 | 2 |
| 275 | A | Illinois St. | 2 | 4 |
| 275 | A | Illinois St. | 2 | 7 |

D
a
y
t
o
n

D
a
y
t
o
n

Dayton

| Average RPI Win: 268 | | WON-LOST RECORD | | WINNING PCT. RANK | | LAST 10 GAMES | | STRENGTH OF SCHEDULE | | OPP. STRENGTH OF SCHEDULE | | TEAM RPI | | ADJ RPI | | CONF. RPI | | ADJ CONF. RPI | |
|----------------------|---|-----------------|--|-------------------|----|----------------|---|----------------------|--|---------------------------|----|----------|---|------------------|--|-----------|----|---------------|--|
| DIV. I ONLY | | 16-27-0 | | .37209 239 | | 6-4-0 | | 275 | | 296 | | 273 | | .42402 273 | | 31 | | 31 | |
| DIV. I NON-CONF. | | 2-15-0 | | .11765 291 | | 0-1-0 | | 115 | | 202 | | 261 | | .43252 261 | | 31 | | 31 | |
| TOTALS | | RPI 1-25 | | RPI 26-50 | | W-L RECORDS | | RPI 51-100 | | RPI 101-150 | | RPI 150+ | | | | | | | |
| 16-27-0 | | 0-2-0 | | 0-1-0 | | OVERALL | | 0-0-0 | | 1-4-0 | | 15-20-0 | | | | | | | |
| 9-2-0 | | 0-0-0 | | 0-0-0 | | HOME | | 0-0-0 | | 0-0-0 | | 9-2-0 | | | | | | | |
| 7-24-0 | | 0-0-0 | | 0-1-0 | | AWAY | | 0-0-0 | | 1-4-0 | | 6-16-0 | | | | | | | |
| 0-1-0 | | 0-0-0 | | 0-0-0 | | NEUTRAL | | 0-0-0 | | 0-0-0 | | 0-1-0 | | | | | | | |
| 2-15-0 | | 0-2-0 | | 0-1-0 | | NON-CONFERENCE | | 0-0-0 | | 1-4-0 | | 1-8-0 | | | | | | | |
| 0-0-0 | | 0-0-0 | | 0-0-0 | | HOME | | 0-0-0 | | 0-0-0 | | 0-0-0 | | | | | | | |
| 2-15-0 | | 0-2-0 | | 0-0- | | AWAY | | 0-0-0 | | 1-4-0 | | 1-8-0 | | | | | | | |
| 0-0-0 | | 0-0-0 | | 0-0-0 | | NEUTRAL | | 0-0-0 | | 0-0-0 | | 0-0-0 | | | | | | | |
| 14-12-0 | | 0-0-0 | | 0-0-0 | | CONFERENCE | | 0-0-0 | | 0-0-0 | | 14-12-0 | | | | | | | |
| 9-2-0 | | 0-0-0 | | 0-0-0 | | HOME | | 0-0-0 | | 0-0-0 | | 9-2-0 | | | | | | | |
| 5-9-0 | | 0-0-0 | | 0-0-0 | | AWAY | | 0-0-0 | | 0-0-0 | | 5-9-0 | | | | | | | |
| 0-1-0 | | 0-0-0 | | 0-0-0 | | NEUTRAL | | 0-0-0 | | 0-0-0 | | 0-1-0 | | | | | | | |
| RPI | S | Opponent | | Score | | RPI | S | Opponent | | Score | | RPI | S | Opponent | | Score | | | |
| 5 | A | Texas Tech | | 7 | 14 | 32 | A | Houston | | 3 | 16 | 135 | A | Houston Baptist | | 4 | 1 | | |
| 5 | A | Texas Tech | | 4 | 8 | | | | | | | 137 | A | Lamar University | | 2 | 5 | | |
| | | | | | | | | | | | | 137 | A | Lamar University | | 2 | 3 | | |
| | | | | | | | | | | | | 141 | A | SFA | | 0 | 14 | | |
| | | | | | | | | | | | | 141 | A | SFA | | 0 | 7 | | |
| | | | | | | | | | | | | 155 | A | Nicholls St. | | 3 | 2 | | |
| | | | | | | | | | | | | 155 | A | Nicholls St. | | 1 | 10 | | |
| | | | | | | | | | | | | 155 | A | Nicholls St. | | 1 | 2 | | |
| | | | | | | | | | | | | 209 | A | Jackson St. | | 1 | 11 | | |
| | | | | | | | | | | | | 209 | A | Jackson St. | | 4 | 12 | | |
| | | | | | | | | | | | | 209 | N | Jackson St. | | 0 | 15 | | |
| | | | | | | | | | | | | 233 | A | UTRGV | | 4 | 5 | | |
| | | | | | | | | | | | | 233 | A | UTRGV | | 0 | 9 | | |
| | | | | | | | | | | | | 233 | A | UTRGV | | 4 | 11 | | |
| | | | | | | | | | | | | 233 | A | UTRGV | | 2 | 12 | | |
| | | | | | | | | | | | | 264 | A | Incarnate Word | | 5 | 7 | | |
| | | | | | | | | | | | | 264 | A | Incarnate Word | | 9 | 17 | | |
| | | | | | | | | | | | | 282 | A | Grambling | | 3 | 13 | | |
| | | | | | | | | | | | | 282 | A | Grambling | | 11 | 7 | | |
| | | | | | | | | | | | | 282 | A | Grambling | | 1 | 7 | | |
| | | | | | | | | | | | | 282 | H | Grambling | | 12 | 11 | | |
| | | | | | | | | | | | | 282 | H | Grambling | | 5 | 6 | | |
| | | | | | | | | | | | | 282 | H | Grambling | | 6 | 5 | | |
| | | | | | | | | | | | | 284 | A | Ark.-Pine Bluff | | 3 | 4 | | |
| | | | | | | | | | | | | 284 | A | Ark.-Pine Bluff | | 7 | 2 | | |
| | | | | | | | | | | | | 285 | H | Prairie View | | 8 | 6 | | |
| | | | | | | | | | | | | 285 | H | Prairie View | | 8 | 4 | | |
| | | | | | | | | | | | | 285 | H | Prairie View | | 3 | 0 | | |
| | | | | | | | | | | | | 284 | H | Ark.-Pine Bluff | | 7 | 4 | | |
| LAST 10 GAMES | | | | | | | | | | | | | | | | | | | |
| | | | | | | | | | | | | | | | | | | | |
| | | | | | | | | | | | | | | | | | | | |
| | | | | | | | | | | | | | | | | | | | |
| | | | | | | | | | | | | | | | | | | | |
| | | | | | | | | | | | | | | | | | | | |
| | | | | | | | | | | | | | | | | | | | |
| | | | | | | | | | | | | | | | | | | | |
| | | | | | | | | | | | | | | | | | | | |
| | | | | | | | | | | | | | | | | | | | |

Non-Div. I Games:

Texas Southern

| RPI | S | Opponent | Score | |
|-----|---|-----------------|-------|----|
| 284 | H | Ark.-Pine Bluff | 11 | 14 |
| 284 | H | Ark.-Pine Bluff | 9 | 5 |
| 285 | A | Prairie View | 6 | 4 |
| 285 | A | Prairie View | 8 | 0 |
| 285 | A | Prairie View | 2 | 3 |
| 285 | H | Prairie View | 8 | 6 |
| 285 | H | Prairie View | 8 | 4 |
| 285 | H | Prairie View | 3 | 0 |
| 294 | A | Southern U. | 6 | 8 |
| 294 | A | Southern U. | 11 | 12 |
| 294 | A | Southern U. | 5 | 8 |
| 294 | H | Southern U. | 9 | 1 |
| 294 | H | Southern U. | 11 | 1 |

Texas Southern

T
e
x
a
s
S
o
u
t
h
e
r
n

T
e
x
a
s
S
o
u
t
h
e
r
n

| | | | | | | | | | | | |
|----------------------|----------|--------------------|----------------------------|------------------|--|-------------------------|------------------------------|-------------------------------|------------|--------------|------------------|
| Average RPI Win: | 214 | WON-LOST RECORD | WINNING PCT. RANK | LAST 10 GAMES | | STRENGTH OF SCHEDULE | OPP. STRENGTH OF SCHEDULE | TEAM RPI | ADJ RPI | CONF. RPI | ADJ CONF. RPI |
| DIV. I ONLY | | 10-31-0 | .2439 285 | 0-1-0 | | 202 | 240 | 274 | .42253 274 | 22 | 22 |
| DIV. I NON-CONF. | | 6-20-0 | .23077 270 | 0-1-0 | | 218 | 262 | 278 | .41784 278 | 23 | 23 |
| TOTALS | RPI 1-25 | | RPI 26-50 | W-L RECORDS | | RPI 51-100 | | RPI 101-150 | | RPI 150+ | |
| 10-31-0 | 0-1-0 | | 0-3-0 | OVERALL | | 0-1-0 | | 1-3-0 | | 9-23-0 | |
| 3-9-0 | 0-0-0 | | 0-1-0 | HOME | | 0-0-0 | | 0-0-0 | | 3-8-0 | |
| 6-16-0 | 0-1-0 | | 0-2-0 | AWAY | | 0-0-0 | | 1-3-0 | | 5-10-0 | |
| 1-6-0 | 0-0-0 | | 0-0-0 | NEUTRAL | | 0-1-0 | | 0-0-0 | | 1-5-0 | |
| 6-20-0 | 0-1-0 | | 0-3-0 | NON-CONFERENCE | | 0-1-0 | | 1-3-0 | | 5-12-0 | |
| 1-5-0 | 0-0-0 | | 0-1-0 | HOME | | 0-0-0 | | 0-0-0 | | 1-4-0 | |
| 4-9-0 | 0-1-0 | | 0-0- | AWAY | | 0-0-0 | | 1-3-0 | | 3-3-0 | |
| 1-6-0 | 0-0-0 | | 0-0-0 | NEUTRAL | | 0-1-0 | | 0-0-0 | | 1-5-0 | |
| 4-11-0 | 0-0-0 | | 0-0-0 | CONFERENCE | | 0-0-0 | | 0-0-0 | | 4-11-0 | |
| 2-4-0 | 0-0-0 | | 0-0-0 | HOME | | 0-0-0 | | 0-0-0 | | 2-4-0 | |
| 2-7-0 | 0-0-0 | | 0-0-0 | AWAY | | 0-0-0 | | 0-0-0 | | 2-7-0 | |
| 0-0-0 | 0-0-0 | | 0-0-0 | NEUTRAL | | 0-0-0 | | 0-0-0 | | 0-0-0 | |
| RPI S Opponent Score | | | RPI S Opponent Score | | | RPI S Opponent Score | | RPI S Opponent Score | | | |
| 15 A LSU 1 8 | | | 36 A St. John's (NY) 3 14 | | | 57 N Louisiana 0 1 | | 101 A Troy 7 16 | | | |
| | | | 36 H St. John's (NY) 1 4 | | | | | 101 A Troy 1 7 | | | |
| | | | 38 A Southeastern La. 1 11 | | | | | 101 A Troy 9 5 | | | |
| | | | | | | | | 101 A Troy 0 4 | | | |
| | | | | | | | | 151 A Col. of Charleston 2 4 | | | |
| | | | | | | | | 151 A Col. of Charleston 1 12 | | | |
| | | | | | | | | 151 A Col. of Charleston 2 1 | | | |
| | | | | | | | | 155 A Nicholls St. 10 3 | | | |
| | | | | | | | | 165 A Delaware 4 8 | | | |
| | | | | | | | | 165 A Delaware 7 17 | | | |
| | | | | | | | | 165 A Delaware 4 11 | | | |
| | | | | | | | | 168 H Fairfield 11 17 | | | |
| | | | | | | | | 176 H UNCW 4 7 | | | |
| | | | | | | | | 176 H UNCW 6 3 | | | |
| | | | | | | | | 176 H UNCW 7 20 | | | |
| | | | | | | | | 177 A Northeastern 4 5 | | | |
| | | | | | | | | 177 A Northeastern 5 2 | | | |
| | | | | | | | | 177 A Northeastern 4 8 | | | |
| | | | | | | | | 185 N Murray St. 1 5 | | | |
| | | | | | | | | 198 A Charleston So. 3 9 | | | |
| | | | | | | | | 198 A Charleston So. 1 4 | | | |
| | | | | | | | | 198 A Charleston So. 7 8 | | | |
| | | | LAST 10 GAMES | | | | | 217 N Albany (NY) 3 4 | | | |
| | | | 254 H Manhattan 3 6 | | | 176 H UNCW 7 20 | | 217 N Albany (NY) 6 7 | | | |
| | | | 226 H Fordham 4 7 | | | 176 H UNCW 6 3 | | 217 N Albany (NY) 1 3 | | | |
| | | | 177 A Northeastern 5 2 | | | 176 H UNCW 4 7 | | 226 H Fordham 4 7 | | | |
| | | | 177 A Northeastern 4 5 | | | 254 A Manhattan 8 2 | | 237 H Towson 6 12 | | | |
| | | | 177 A Northeastern 4 8 | | | 165 A Delaware 4 11 | | | | | |

| | | | |
|-------------------|----------|---|---|
| Non-Div. I Games: | LIU Post | 3 | 1 |
|-------------------|----------|---|---|

Hofstra

| RPI | S | Opponent | Score | |
|-----|---|--------------|-------|----|
| 237 | H | Towson | 2 | 10 |
| 237 | H | Towson | 11 | 5 |
| 251 | H | LIU Brooklyn | 6 | 9 |
| 254 | A | Manhattan | 8 | 2 |
| 254 | H | Manhattan | 3 | 6 |
| 282 | N | Grambling | 7 | 8 |
| 294 | N | Southern U. | 4 | 2 |
| 296 | A | NYIT | 6 | 5 |
| 296 | H | NYIT | 14 | 3 |

Hofstra

H
o
f
s
t
r
a

H
o
f
s
t
r
a

| Average RPI Win: 202 | | WON-LOST RECORD | | WINNING PCT. RANK | | LAST 10 GAMES | | STRENGTH OF SCHEDULE | | OPP. STRENGTH OF SCHEDULE | | TEAM RPI | | ADJ RPI | | CONF. RPI | | ADJ CONF. RPI | |
|----------------------|---|-----------------|-------|-------------------|---|----------------|-------|----------------------|---|---------------------------|-------|----------|---|----------------|-------|-----------|--|---------------|--|
| DIV. I ONLY | | 11-31-0 | | .2619 282 | | 2-8-0 | | 259 | | 175 | | 275 | | .41949 275 | | 15 | | 15 | |
| DIV. I NON-CONF. | | 9-20-0 | | .31034 249 | | 1-2-0 | | 245 | | 223 | | 259 | | .43534 259 | | 12 | | 12 | |
| TOTALS | | RPI 1-25 | | RPI 26-50 | | W-L RECORDS | | RPI 51-100 | | RPI 101-150 | | RPI 150+ | | | | | | | |
| 11-31-0 | | 0-0-0 | | 0-0-0 | | OVERALL | | 2-10-0 | | 0-6-0 | | 9-15-0 | | | | | | | |
| 4-7-0 | | 0-0-0 | | 0-0-0 | | HOME | | 0-0-0 | | 0-1-0 | | 4-6-0 | | | | | | | |
| 5-24-0 | | 0-0-0 | | 0-0-0 | | AWAY | | 2-10-0 | | 0-5-0 | | 3-9-0 | | | | | | | |
| 2-0-0 | | 0-0-0 | | 0-0-0 | | NEUTRAL | | 0-0-0 | | 0-0-0 | | 2-0-0 | | | | | | | |
| 9-20-0 | | 0-0-0 | | 0-0-0 | | NON-CONFERENCE | | 2-7-0 | | 0-3-0 | | 7-10-0 | | | | | | | |
| 4-4-0 | | 0-0-0 | | 0-0-0 | | HOME | | 0-0-0 | | 0-1-0 | | 4-3-0 | | | | | | | |
| 4-16-0 | | 0-0-0 | | 0-0- | | AWAY | | 2-7-0 | | 0-2-0 | | 2-7-0 | | | | | | | |
| 1-0-0 | | 0-0-0 | | 0-0-0 | | NEUTRAL | | 0-0-0 | | 0-0-0 | | 1-0-0 | | | | | | | |
| 2-11-0 | | 0-0-0 | | 0-0-0 | | CONFERENCE | | 0-3-0 | | 0-3-0 | | 2-5-0 | | | | | | | |
| 0-3-0 | | 0-0-0 | | 0-0-0 | | HOME | | 0-0-0 | | 0-0-0 | | 0-3-0 | | | | | | | |
| 1-8-0 | | 0-0-0 | | 0-0-0 | | AWAY | | 0-3-0 | | 0-3-0 | | 1-2-0 | | | | | | | |
| 1-0-0 | | 0-0-0 | | 0-0-0 | | NEUTRAL | | 0-0-0 | | 0-0-0 | | 1-0-0 | | | | | | | |
| RPI | S | Opponent | Score | RPI | S | Opponent | Score | RPI | S | Opponent | Score | RPI | S | Opponent | Score | | | | |
| | | | | | | | | 51 | A | DBU | 2 10 | 131 | A | Illinois | 1 7 | | | | |
| | | | | | | | | 51 | A | DBU | 4 11 | 131 | H | Illinois | 5 6 | | | | |
| | | | | | | | | 51 | A | DBU | 6 7 | 145 | A | Austin Peay | 4 9 | | | | |
| | | | | | | | | 88 | A | Tennessee Tech | 3 4 | 150 | A | Wichita St. | 7 12 | | | | |
| | | | | | | | | 88 | A | Tennessee Tech | 9 2 | 150 | A | Wichita St. | 5 10 | | | | |
| | | | | | | | | 89 | A | Memphis | 4 5 | 150 | A | Wichita St. | 1 11 | | | | |
| | | | | | | | | 89 | A | Memphis | 11 12 | 152 | H | Saint Louis | 2 1 | | | | |
| | | | | | | | | 89 | A | Memphis | 1 3 | 159 | A | Bradley | 9 4 | | | | |
| | | | | | | | | 92 | A | Notre Dame | 6 7 | 159 | A | Bradley | 6 8 | | | | |
| | | | | | | | | 99 | A | Xavier | 2 3 | 159 | A | Bradley | 3 13 | | | | |
| | | | | | | | | 99 | A | Xavier | 7 5 | 167 | N | Indiana St. | 17 7 | | | | |
| | | | | | | | | 99 | A | Xavier | 8 9 | 182 | A | Lipscomb | 1 3 | | | | |
| | | | | | | | | | | | | 182 | A | Lipscomb | 8 10 | | | | |
| | | | | | | | | | | | | 182 | A | Lipscomb | 3 8 | | | | |
| | | | | | | | | | | | | 194 | H | Valparaiso | 3 4 | | | | |
| | | | | | | | | | | | | 206 | A | Miami (OH) | 6 8 | | | | |
| | | | | | | | | | | | | 206 | A | Miami (OH) | 7 8 | | | | |
| | | | | | | | | | | | | 206 | A | Miami (OH) | 4 9 | | | | |
| | | | | | | | | | | | | 247 | A | Western Ky. | 4 3 | | | | |
| | | | | | | | | | | | | 247 | A | Western Ky. | 6 13 | | | | |
| | | | | | | | | | | | | 247 | A | Western Ky. | 12 4 | | | | |
| | | | | LAST 10 GAMES | | | | | | | | 252 | H | Milwaukee | 8 7 | | | | |
| | | | | 252 | H | Milwaukee | 8 7 | 159 | A | Bradley | 6 8 | 263 | N | Youngstown St. | 13 7 | | | | |
| | | | | 150 | A | Wichita St. | 7 12 | 159 | A | Bradley | 9 4 | 266 | H | Evansville | 0 1 | | | | |
| | | | | 150 | A | Wichita St. | 5 10 | 159 | A | Bradley | 3 13 | 266 | H | Evansville | 9 12 | | | | |
| | | | | 150 | A | Wichita St. | 1 11 | 92 | A | Notre Dame | 6 7 | 266 | H | Evansville | 1 8 | | | | |
| | | | | 268 | H | Western Ill. | 1 4 | 266 | H | Evansville | 0 1 | 268 | H | Western Ill. | 1 4 | | | | |

| | | | |
|--------------------------|----------------------|----------|----------|
| Non-Div. I Games: | III. Wesleyan | 7 | 5 |
|--------------------------|----------------------|----------|----------|

Illinois St.

| RPI | S | Opponent | Score | |
|-----|---|----------|-------|----|
| 272 | H | Dayton | 2 | 10 |
| 272 | H | Dayton | 7 | 2 |
| 272 | H | Dayton | 4 | 2 |

Illinois St.

I
l
l
i
n
o
i
s
s
t
.

I
l
l
i
n
o
i
s
s
t
.

| Average RPI Win: 240 | | WON-LOST RECORD | | WINNING PCT. RANK | | LAST 10 GAMES | | STRENGTH OF SCHEDULE | | OPP. STRENGTH OF SCHEDULE | | TEAM RPI | | ADJ RPI | | CONF. RPI | | ADJ CONF. RPI | |
|----------------------|---|-----------------|-------|-------------------|---|-----------------|-------|----------------------|---|---------------------------|-------|----------|---|---------------------|-------|-----------|--|---------------|--|
| DIV. I ONLY | | 14-22-0 | | .38889 229 | | 5-5-0 | | 284 | | 276 | | 276 | | .41701 276 | | 30 | | 30 | |
| DIV. I NON-CONF. | | 8-14-0 | | .36364 234 | | 1-2-0 | | 289 | | 257 | | 265 | | .43032 265 | | 27 | | 27 | |
| TOTALS | | RPI 1-25 | | RPI 26-50 | | W-L RECORDS | | RPI 51-100 | | RPI 101-150 | | RPI 150+ | | | | | | | |
| 14-22-0 | | 0-0-0 | | 0-1-0 | | OVERALL | | 0-3-0 | | 3-3-0 | | 11-15-0 | | | | | | | |
| 6-8-0 | | 0-0-0 | | 0-0-0 | | HOME | | 0-0-0 | | 3-3-0 | | 3-5-0 | | | | | | | |
| 6-12-0 | | 0-0-0 | | 0-1-0 | | AWAY | | 0-3-0 | | 0-0-0 | | 6-8-0 | | | | | | | |
| 2-2-0 | | 0-0-0 | | 0-0-0 | | NEUTRAL | | 0-0-0 | | 0-0-0 | | 2-2-0 | | | | | | | |
| 8-14-0 | | 0-0-0 | | 0-1-0 | | NON-CONFERENCE | | 0-3-0 | | 2-0-0 | | 6-10-0 | | | | | | | |
| 2-1-0 | | 0-0-0 | | 0-0-0 | | HOME | | 0-0-0 | | 2-0-0 | | 0-1-0 | | | | | | | |
| 4-11-0 | | 0-0-0 | | 0-0- | | AWAY | | 0-3-0 | | 0-0-0 | | 4-7-0 | | | | | | | |
| 2-2-0 | | 0-0-0 | | 0-0-0 | | NEUTRAL | | 0-0-0 | | 0-0-0 | | 2-2-0 | | | | | | | |
| 6-8-0 | | 0-0-0 | | 0-0-0 | | CONFERENCE | | 0-0-0 | | 1-3-0 | | 5-5-0 | | | | | | | |
| 4-7-0 | | 0-0-0 | | 0-0-0 | | HOME | | 0-0-0 | | 1-3-0 | | 3-4-0 | | | | | | | |
| 2-1-0 | | 0-0-0 | | 0-0-0 | | AWAY | | 0-0-0 | | 0-0-0 | | 2-1-0 | | | | | | | |
| 0-0-0 | | 0-0-0 | | 0-0-0 | | NEUTRAL | | 0-0-0 | | 0-0-0 | | 0-0-0 | | | | | | | |
| RPI | S | Opponent | Score | RPI | S | Opponent | Score | RPI | S | Opponent | Score | RPI | S | Opponent | Score | | | | |
| | | | | 36 | A | St. John's (NY) | 2 6 | 70 | A | Seton Hall | 2 9 | 127 | H | Bryant | 7 1 | | | | |
| | | | | | | | | 87 | A | Rutgers | 10 12 | 127 | H | Bryant | 4 5 | | | | |
| | | | | | | | | 87 | A | Rutgers | 2 9 | 127 | H | Bryant | 0 1 | | | | |
| | | | | | | | | | | | | 127 | H | Bryant | 5 6 | | | | |
| | | | | | | | | | | | | 144 | H | St. Bonaventure | 6 5 | | | | |
| | | | | | | | | | | | | 144 | H | St. Bonaventure | 4 1 | | | | |
| | | | | | | | | | | | | 155 | A | Nicholls St. | 4 11 | | | | |
| | | | | | | | | | | | | 165 | A | Delaware | 7 15 | | | | |
| | | | | | | | | | | | | 165 | A | Delaware | 8 21 | | | | |
| | | | | | | | | | | | | 165 | A | Delaware | 6 19 | | | | |
| | | | | | | | | | | | | 216 | N | Holy Cross | 6 2 | | | | |
| | | | | | | | | | | | | 216 | N | Holy Cross | 2 3 | | | | |
| | | | | | | | | | | | | 237 | A | Towson | 3 6 | | | | |
| | | | | | | | | | | | | 237 | A | Towson | 1 2 | | | | |
| | | | | | | | | | | | | 237 | A | Towson | 2 3 | | | | |
| | | | | | | | | | | | | 246 | A | Rider | 14 7 | | | | |
| | | | | | | | | | | | | 250 | H | Villanova | 4 8 | | | | |
| | | | | | | | | | | | | 251 | H | LIU Brooklyn | 8 5 | | | | |
| | | | | | | | | | | | | 251 | H | LIU Brooklyn | 1 5 | | | | |
| | | | | | | | | | | | | 251 | H | LIU Brooklyn | 7 8 | | | | |
| | | | | | | | | | | | | 251 | H | LIU Brooklyn | 12 0 | | | | |
| | | | | | | | | | | | | 258 | A | Sacred Heart | 4 3 | | | | |
| | | | | | | | | | | | | 258 | A | Sacred Heart | 4 6 | | | | |
| | | | | | | | | | | | | 258 | A | Sacred Heart | 6 1 | | | | |
| | | | | | | | | | | | | 282 | N | Grambling | 19 3 | | | | |
| | | | | | | | | | | | | 288 | H | Fairleigh Dickinson | 3 0 | | | | |
| | | | | | | | | | | | | 288 | H | Fairleigh Dickinson | 2 4 | | | | |
| LAST 10 GAMES | | | | | | | | | | | | | | | | | | | |
| | | | | 87 | A | Rutgers | 10 12 | 258 | A | Sacred Heart | 4 6 | 258 | A | Sacred Heart | 4 6 | | | | |
| | | | | 251 | H | LIU Brooklyn | 12 0 | 258 | A | Sacred Heart | 4 3 | 258 | A | Sacred Heart | 6 1 | | | | |
| | | | | 251 | H | LIU Brooklyn | 7 8 | 258 | A | Sacred Heart | 6 1 | 282 | N | Grambling | 19 3 | | | | |
| | | | | 251 | H | LIU Brooklyn | 1 5 | 250 | H | Villanova | 4 8 | 288 | H | Fairleigh Dickinson | 3 0 | | | | |
| | | | | 251 | H | LIU Brooklyn | 8 5 | 144 | H | St. Bonaventure | 4 1 | 288 | H | Fairleigh Dickinson | 2 4 | | | | |

Non-Div. I Games:

Wagner

| RPI | S | Opponent | Score | |
|-----|---|---------------------|-------|----|
| 288 | H | Fairleigh Dickinson | 5 | 7 |
| 294 | N | Southern U. | 4 | 11 |
| 296 | A | NYIT | 4 | 0 |
| 296 | A | NYIT | 5 | 0 |
| 299 | A | Saint Peter's | 9 | 2 |

Wagner

W
a
g
n
e
r

W
a
g
n
e
r

| Average RPI Win: 252 | | WON-LOST RECORD | | WINNING PCT. RANK | | LAST 10 GAMES | | STRENGTH OF SCHEDULE | | OPP. STRENGTH OF SCHEDULE | | TEAM RPI | | ADJ RPI | | CONF. RPI | | ADJ CONF. RPI | |
|----------------------|---|-----------------|--|-------------------|----|----------------|---|----------------------|--|---------------------------|----|----------|---|-------------------|--|-----------|----|---------------|-------------------------|
| DIV. I ONLY | | 10-31-0 | | .2439 285 | | 3-7-0 | | 216 | | 274 | | 277 | | .41584 277 | | 29 | | 29 | |
| DIV. I NON-CONF. | | 3-19-0 | | .13636 287 | | 1-2-0 | | 131 | | 174 | | 267 | | .428 267 | | 28 | | 29 | |
| TOTALS | | RPI 1-25 | | RPI 26-50 | | W-L RECORDS | | RPI 51-100 | | RPI 101-150 | | RPI 150+ | | | | | | | |
| 10-31-0 | | 0-3-0 | | 0-2-0 | | OVERALL | | 1-4-0 | | 0-4-0 | | 9-18-0 | | | | | | | |
| 2-14-0 | | 0-0-0 | | 0-1-0 | | HOME | | 0-0-0 | | 0-3-0 | | 2-10-0 | | | | | | | |
| 8-16-0 | | 0-3-0 | | 0-1-0 | | AWAY | | 1-3-0 | | 0-1-0 | | 7-8-0 | | | | | | | |
| 0-1-0 | | 0-0-0 | | 0-0-0 | | NEUTRAL | | 0-1-0 | | 0-0-0 | | 0-0-0 | | | | | | | |
| 3-19-0 | | 0-3-0 | | 0-2-0 | | NON-CONFERENCE | | 1-4-0 | | 0-1-0 | | 2-9-0 | | | | | | | |
| 0-4-0 | | 0-0-0 | | 0-1-0 | | HOME | | 0-0-0 | | 0-0-0 | | 0-3-0 | | | | | | | |
| 3-14-0 | | 0-3-0 | | 0-0- | | AWAY | | 1-3-0 | | 0-1-0 | | 2-6-0 | | | | | | | |
| 0-1-0 | | 0-0-0 | | 0-0-0 | | NEUTRAL | | 0-1-0 | | 0-0-0 | | 0-0-0 | | | | | | | |
| 7-12-0 | | 0-0-0 | | 0-0-0 | | CONFERENCE | | 0-0-0 | | 0-3-0 | | 7-9-0 | | | | | | | |
| 2-10-0 | | 0-0-0 | | 0-0-0 | | HOME | | 0-0-0 | | 0-3-0 | | 2-7-0 | | | | | | | |
| 5-2-0 | | 0-0-0 | | 0-0-0 | | AWAY | | 0-0-0 | | 0-0-0 | | 5-2-0 | | | | | | | |
| 0-0-0 | | 0-0-0 | | 0-0-0 | | NEUTRAL | | 0-0-0 | | 0-0-0 | | 0-0-0 | | | | | | | |
| RPI | S | Opponent | | Score | | RPI | S | Opponent | | Score | | RPI | S | Opponent | | Score | | | |
| 7 | A | Louisville | | 2 | 7 | 42 | A | Nebraska | | 2 | 13 | 60 | A | Kansas | | 5 | 6 | 103 | H Oral Roberts 1 12 |
| 7 | A | Louisville | | 0 | 6 | 42 | H | Nebraska | | 1 | 3 | 60 | A | Kansas | | 1 | 11 | 103 | H Oral Roberts 3 7 |
| 7 | A | Louisville | | 0 | 10 | | | | | | | 72 | N | Saint Mary's (CA) | | 3 | 9 | 103 | H Oral Roberts 0 12 |
| | | | | | | | | | | | | 96 | A | Kansas St. | | 1 | 10 | 150 | A Wichita St. 0 8 |
| | | | | | | | | | | | | 96 | A | Kansas St. | | 5 | 2 | 221 | A Air Force 17 16 |
| | | | | | | | | | | | | | | | | | | 221 | A Air Force 5 24 |
| | | | | | | | | | | | | | | | | | | 221 | H Air Force 0 1 |
| | | | | | | | | | | | | | | | | | | 232 | A UNLV 1 15 |
| | | | | | | | | | | | | | | | | | | 232 | A UNLV 3 20 |
| | | | | | | | | | | | | | | | | | | 232 | A UNLV 8 2 |
| | | | | | | | | | | | | | | | | | | 248 | H South Dakota St. 4 13 |
| | | | | | | | | | | | | | | | | | | 248 | H South Dakota St. 0 15 |
| | | | | | | | | | | | | | | | | | | 248 | H South Dakota St. 2 5 |
| | | | | | | | | | | | | | | | | | | 261 | H Northern Colo. 3 7 |
| | | | | | | | | | | | | | | | | | | 261 | H Northern Colo. 4 9 |
| | | | | | | | | | | | | | | | | | | 264 | A Incarnate Word 6 9 |
| | | | | | | | | | | | | | | | | | | 264 | A Incarnate Word 11 12 |
| | | | | | | | | | | | | | | | | | | 264 | A Incarnate Word 0 3 |
| | | | | | | | | | | | | | | | | | | 268 | A Western Ill. 1 3 |
| | | | | | | | | | | | | | | | | | | 268 | H Western Ill. 4 14 |
| | | | | | | | | | | | | | | | | | | 268 | H Western Ill. 4 2 |
| | | | | | | | | | | | | | | | | | | 268 | H Western Ill. 10 11 |
| | | | | | | | | | | | | | | | | | | 271 | A North Dakota St. 6 3 |
| | | | | | | | | | | | | | | | | | | 271 | A North Dakota St. 2 10 |
| | | | | | | | | | | | | | | | | | | 271 | A North Dakota St. 3 1 |
| | | | | | | | | | | | | | | | | | | 271 | H North Dakota St. 0 1 |
| | | | | | | | | | | | | | | | | | | 271 | H North Dakota St. 10 0 |
| | | | | LAST 10 GAMES | | | | | | | | | | | | | | | |
| | | | | | | | | | | | | | | | | | | 221 | A Air Force 17 16 |
| | | | | | | | | | | | | | | | | | | 221 | A Air Force 5 24 |
| | | | | | | | | | | | | | | | | | | 103 | H Oral Roberts 3 7 |
| | | | | | | | | | | | | | | | | | | 103 | H Oral Roberts 0 12 |
| | | | | | | | | | | | | | | | | | | 103 | H Oral Roberts 1 12 |

Non-Div. I Games:

Omaha

| RPI | S | Opponent | Score | |
|-----|---|------------------|-------|---|
| 271 | H | North Dakota St. | 1 | 6 |
| 297 | A | Fort Wayne | 14 | 1 |
| 297 | A | Fort Wayne | 9 | 8 |
| 297 | A | Fort Wayne | 4 | 1 |

Omaha

O
m
a
h
a

O
m
a
h
a

L
a
s
a
l
l
e

La Salle

| RPI | S | Opponent | Score | |
|-----|---|---------------|-------|----|
| 264 | H | Massachusetts | 4 | 3 |
| 267 | A | USC Upstate | 8 | 1 |
| 267 | A | USC Upstate | 3 | 7 |
| 267 | A | USC Upstate | 3 | 6 |
| 270 | A | Delaware St. | 2 | 4 |
| 270 | H | Delaware St. | 4 | 2 |
| 283 | A | Lehigh | 4 | 13 |
| 283 | A | Lehigh | 2 | 1 |
| 291 | H | Lafayette | 9 | 13 |

L
a
S
a
l
l
e

L
a
S
a
l
l
e

La Salle

| Average RPI Win: 231 | | WON-LOST | WINNING | LAST 10 | STRENGTH OF | | OPP. STRENGTH | TEAM | ADJ | CONF. | ADJ CONF. | | | |
|-----------------------|---|------------|-----------|---------|----------------|---|------------------------|-------|-------------|--------|-----------|-----------------|-------|----|
| Average RPI Loss: 146 | | RECORD | PCT. RANK | GAMES | SCHEDULE | | OF SCHEDULE | RPI | RPI | RPI | RPI | | | |
| DIV. I ONLY | | 9-34-1 | .21591 | 291 | 0-2-1 | | 223 | 192 | 280 | .4083 | 279 | 13 | 13 | |
| DIV. I NON-CONF. | | 4-18-1 | .19565 | 280 | 0-0-1 | | 233 | 252 | 287 | .39731 | 287 | 11 | 11 | |
| TOTALS | | RPI 1-25 | RPI 26-50 | | W-L RECORDS | | RPI 51-100 | | RPI 101-150 | | RPI 150+ | | | |
| 9-34-1 | | 0-1-0 | 0-0-0 | | OVERALL | | 0-11-0 | | 1-5-0 | | 8-17-1 | | | |
| 6-10-0 | | 0-1-0 | 0-0-0 | | HOME | | 0-4-0 | | 0-0-0 | | 6-5-0 | | | |
| 3-24-1 | | 0-0-0 | 0-0-0 | | AWAY | | 0-7-0 | | 1-5-0 | | 2-12-1 | | | |
| 0-0-0 | | 0-0-0 | 0-0-0 | | NEUTRAL | | 0-0-0 | | 0-0-0 | | 0-0-0 | | | |
| 4-18-1 | | 0-1-0 | 0-0-0 | | NON-CONFERENCE | | 0-2-0 | | 0-3-0 | | 4-12-1 | | | |
| 3-4-0 | | 0-1-0 | 0-0-0 | | HOME | | 0-1-0 | | 0-0-0 | | 3-2-0 | | | |
| 1-14-1 | | 0-0-0 | 0-0- | | AWAY | | 0-1-0 | | 0-3-0 | | 1-10-1 | | | |
| 0-0-0 | | 0-0-0 | 0-0-0 | | NEUTRAL | | 0-0-0 | | 0-0-0 | | 0-0-0 | | | |
| 5-16-0 | | 0-0-0 | 0-0-0 | | CONFERENCE | | 0-9-0 | | 1-2-0 | | 4-5-0 | | | |
| 3-6-0 | | 0-0-0 | 0-0-0 | | HOME | | 0-3-0 | | 0-0-0 | | 3-3-0 | | | |
| 2-10-0 | | 0-0-0 | 0-0-0 | | AWAY | | 0-6-0 | | 1-2-0 | | 1-2-0 | | | |
| 0-0-0 | | 0-0-0 | 0-0-0 | | NEUTRAL | | 0-0-0 | | 0-0-0 | | 0-0-0 | | | |
| RPI | S | Opponent | Score | | RPI | S | Opponent | Score | | RPI | S | Opponent | Score | |
| 1 | H | Oregon St. | 3 | 4 | | | | | | 132 | A | San Francisco | 4 | 1 |
| | | | | | | | 54 A San Diego | 2 | 8 | 132 | A | San Francisco | 2 | 12 |
| | | | | | | | 54 A San Diego | 1 | 2 | 132 | A | San Francisco | 0 | 4 |
| | | | | | | | 61 A Oregon | 1 | 6 | 143 | A | UC Irvine | 3 | 6 |
| | | | | | | | 61 H Oregon | 0 | 1 | 143 | A | UC Irvine | 1 | 3 |
| | | | | | | | 72 A Saint Mary's (CA) | 5 | 7 | 143 | A | UC Irvine | 3 | 5 |
| | | | | | | | 72 A Saint Mary's (CA) | 5 | 6 | 162 | A | CSU Bakersfield | 3 | 6 |
| | | | | | | | 72 A Saint Mary's (CA) | 5 | 11 | 162 | A | CSU Bakersfield | 3 | 7 |
| | | | | | | | 78 H Gonzaga | 0 | 13 | 162 | A | CSU Bakersfield | 4 | 11 |
| | | | | | | | 78 H Gonzaga | 4 | 7 | 162 | A | CSU Bakersfield | 5 | 7 |
| | | | | | | | 78 H Gonzaga | 2 | 3 | 180 | A | CSUN | 4 | 3 |
| | | | | | | | | | | 180 | A | CSUN | 0 | 6 |
| | | | | | | | | | | 180 | A | CSUN | 0 | 3 |
| | | | | | | | | | | 207 | H | Pepperdine | 8 | 14 |
| | | | | | | | | | | 207 | H | Pepperdine | 2 | 1 |
| | | | | | | | | | | 207 | H | Pepperdine | 6 | 12 |
| | | | | | | | | | | 221 | A | Air Force | 10 | 11 |
| | | | | | | | | | | 221 | A | Air Force | 3 | 11 |
| | | | | | | | | | | 232 | A | UNLV | 1 | 5 |
| | | | | | | | | | | 232 | A | UNLV | 1 | 4 |
| | | | | | | | | | | 238 | H | Northwestern | 5 | 9 |
| | | | | | | | | | | 238 | H | Northwestern | 4 | 6 |
| | | | | | | | | | | 238 | H | Northwestern | 5 | 2 |
| | | | | | | | 280 A Seattle U | 10 | 10 | 245 | A | Pacific | 0 | 2 |
| | | | | | | | 245 A Pacific | 0 | 2 | 245 | A | Pacific | 1 | 3 |
| | | | | | | | 245 A Pacific | 1 | 3 | 245 | A | Pacific | 10 | 7 |
| | | | | | | | 245 A Pacific | 10 | 7 | 257 | H | Santa Clara | 7 | 5 |
| | | | | | | | 232 A UNLV | 1 | 4 | | | | | |
| | | | | | | | 232 A UNLV | 1 | 5 | | | | | |
| | | | | | | | 78 H Gonzaga | 2 | 3 | | | | | |
| | | | | | | | 78 H Gonzaga | 4 | 7 | | | | | |
| | | | | | | | 78 H Gonzaga | 0 | 13 | | | | | |
| | | | | | | | 132 A San Francisco | 4 | 1 | | | | | |
| LAST 10 GAMES | | | | | | | | | | | | | | |

Non-Div. I Games:

Portland

| RPI | S | Opponent | Score | |
|-----|---|-------------|-------|----|
| 257 | H | Santa Clara | 4 | 7 |
| 257 | H | Santa Clara | 3 | 2 |
| 280 | A | Seattle U | 10 | 10 |
| 280 | H | Seattle U | 5 | 3 |
| 280 | H | Seattle U | 6 | 3 |

Portland

P
o
r
t
l
a
n
d

P
o
r
t
l
a
n
d

| Average RPI Win: | 222 | WON-LOST RECORD | WINNING PCT. RANK | LAST 10 GAMES | STRENGTH OF SCHEDULE | OPP. STRENGTH OF SCHEDULE | TEAM RPI | ADJ RPI | CONF. RPI | ADJ CONF. RPI | |
|-------------------|----------|-----------------|-------------------|----------------|----------------------|---------------------------|----------|-------------|-----------|----------------------|-------|
| Average RPI Loss: | 198 | | | | | | | | | | |
| DIV. I ONLY | 15-26-1 | .36905 | 242 | 3-7-0 | 282 | 234 | 281 | .40801 | 280 | 25 | 25 |
| DIV. I NON-CONF. | 10-16-1 | .38889 | 220 | 2-3-0 | 291 | 226 | 280 | .41067 | 280 | 26 | 26 |
| <hr/> | | | | | | | | | | | |
| TOTALS | RPI 1-25 | RPI 26-50 | | W-L RECORDS | | RPI 51-100 | | RPI 101-150 | | RPI 150+ | |
| 15-26-1 | 0-0-0 | 0-0-0 | | OVERALL | | 1-4-0 | | 1-5-0 | | 13-17-1 | |
| 10-14-1 | 0-0-0 | 0-0-0 | | HOME | | 0-1-0 | | 1-4-0 | | 9-9-1 | |
| 5-12-0 | 0-0-0 | 0-0-0 | | AWAY | | 1-3-0 | | 0-1-0 | | 4-8-0 | |
| 0-0-0 | 0-0-0 | 0-0-0 | | NEUTRAL | | 0-0-0 | | 0-0-0 | | 0-0-0 | |
| 10-16-1 | 0-0-0 | 0-0-0 | | NON-CONFERENCE | | 1-4-0 | | 1-2-0 | | 8-10-1 | |
| 8-7-1 | 0-0-0 | 0-0-0 | | HOME | | 0-1-0 | | 1-1-0 | | 7-5-1 | |
| 2-9-0 | 0-0-0 | 0-0- | | AWAY | | 1-3-0 | | 0-1-0 | | 1-5-0 | |
| 0-0-0 | 0-0-0 | 0-0-0 | | NEUTRAL | | 0-0-0 | | 0-0-0 | | 0-0-0 | |
| 5-10-0 | 0-0-0 | 0-0-0 | | CONFERENCE | | 0-0-0 | | 0-3-0 | | 5-7-0 | |
| 2-7-0 | 0-0-0 | 0-0-0 | | HOME | | 0-0-0 | | 0-3-0 | | 2-4-0 | |
| 3-3-0 | 0-0-0 | 0-0-0 | | AWAY | | 0-0-0 | | 0-0-0 | | 3-3-0 | |
| 0-0-0 | 0-0-0 | 0-0-0 | | NEUTRAL | | 0-0-0 | | 0-0-0 | | 0-0-0 | |
| RPI | S | Opponent | Score | RPI | S | Opponent | Score | RPI | S | Opponent | Score |
| | | | | | | | | | | | |
| | | | | | | 52 A Washington | 4 2 | | | 112 A Washington St. | 4 9 |
| | | | | | | 52 H Washington | 4 7 | | | 124 H New Mexico St. | 2 6 |
| | | | | | | 74 A Minnesota | 3 6 | | | 124 H New Mexico St. | 5 8 |
| | | | | | | 74 A Minnesota | 4 13 | | | 124 H New Mexico St. | 4 6 |
| | | | | | | 74 A Minnesota | 7 11 | | | 143 H UC Irvine | 8 2 |
| | | | | | | | | | | 143 H UC Irvine | 2 3 |
| | | | | | | | | | | 167 H Indiana St. | 4 0 |
| | | | | | | | | | | 222 H Sacramento St. | 7 4 |
| | | | | | | | | | | 222 H Sacramento St. | 0 9 |
| | | | | | | | | | | 222 H Sacramento St. | 2 3 |
| | | | | | | | | | | 232 H UNLV | 7 4 |
| | | | | | | | | | | 232 H UNLV | 1 0 |
| | | | | | | | | | | 232 H UNLV | 3 4 |
| | | | | | | | | | | 233 A UTRGV | 6 5 |
| | | | | | | | | | | 233 A UTRGV | 6 7 |
| | | | | | | | | | | 233 A UTRGV | 9 12 |
| | | | | | | | | | | 240 H SIUE | 10 13 |
| | | | | | | | | | | 240 H SIUE | 0 6 |
| | | | | | | | | | | 240 H SIUE | 4 1 |
| | | | | | | | | | | 240 H SIUE | 9 3 |
| | | | | | | | | | | 245 A Pacific | 4 13 |
| | | | | | | | | | | 245 A Pacific | 3 4 |
| | | | | | | | | | | 245 A Pacific | 5 7 |
| | | | | | | | | | | 245 A Pacific | 17 4 |
| | | | | | | | | | | 258 H Sacred Heart | 3 6 |
| | | | | | | | | | | 258 H Sacred Heart | 6 3 |
| | | | | | | | | | | 258 H Sacred Heart | 5 12 |
| LAST 10 GAMES | | | | | | | | | | | |
| | | | | | | 222 H Sacramento St. | 0 9 | | | 245 A Pacific | 5 7 |
| | | | | | | 222 H Sacramento St. | 2 3 | | | 245 A Pacific | 17 4 |
| | | | | | | 112 A Washington St. | 4 9 | | | 258 H Sacred Heart | 3 6 |
| | | | | | | 233 A UTRGV | 9 12 | | | 258 H Sacred Heart | 6 3 |
| | | | | | | 233 A UTRGV | 6 7 | | | 258 H Sacred Heart | 5 12 |
| | | | | | | | | | | | |
| | | | | | | | | | | | |
| | | | | | | | | | | | |
| | | | | | | | | | | | |
| | | | | | | | | | | | |

Non-Div. I Games:

Seattle U

| RPI | S | Opponent | Score | |
|-----|---|----------------|-------|----|
| 258 | H | Sacred Heart | 6 | 4 |
| 261 | A | Northern Colo. | 10 | 11 |
| 261 | A | Northern Colo. | 10 | 1 |
| 261 | A | Northern Colo. | 14 | 12 |
| 279 | A | Portland | 3 | 5 |
| 279 | A | Portland | 3 | 6 |
| 279 | H | Portland | 10 | 10 |
| 281 | H | Chicago St. | 7 | 2 |
| 281 | H | Chicago St. | 3 | 4 |
| 281 | H | Chicago St. | 3 | 6 |

Seattle U

S
e
a
t
t
l
e
U

S
e
a
t
t
l
e
U

| Average RPI Win: | 233 | WON-LOST RECORD | WINNING PCT. RANK | LAST 10 GAMES | STRENGTH OF SCHEDULE | OPP. STRENGTH OF SCHEDULE | TEAM RPI | ADJ RPI | CONF. RPI | ADJ CONF. RPI | |
|-------------------|----------|-----------------|-------------------|--------------------|----------------------|---------------------------|----------|---------------------|-----------|-----------------------|-------|
| Average RPI Loss: | 190 | | | | | | | | | | |
| DIV. I ONLY | 10-31-0 | .2439 | 285 | 2-8-0 | 236 | 277 | 282 | .40678 | 281 | 25 | 25 |
| DIV. I NON-CONF. | 4-22-0 | .15385 | 286 | 0-3-0 | 230 | 293 | 289 | .38327 | 289 | 26 | 26 |
| <hr/> | | | | | | | | | | | |
| TOTALS | RPI 1-25 | RPI 26-50 | | W-L RECORDS | | RPI 51-100 | | RPI 101-150 | | RPI 150+ | |
| 10-31-0 | 0-0-0 | 0-0-0 | | OVERALL | | 0-2-0 | | 1-7-0 | | 9-22-0 | |
| 2-11-0 | 0-0-0 | 0-0-0 | | HOME | | 0-0-0 | | 1-4-0 | | 1-7-0 | |
| 5-13-0 | 0-0-0 | 0-0-0 | | AWAY | | 0-2-0 | | 0-2-0 | | 5-9-0 | |
| 3-7-0 | 0-0-0 | 0-0-0 | | NEUTRAL | | 0-0-0 | | 0-1-0 | | 3-6-0 | |
| 4-22-0 | 0-0-0 | 0-0-0 | | NON-CONFERENCE | | 0-2-0 | | 0-5-0 | | 4-15-0 | |
| 0-7-0 | 0-0-0 | 0-0-0 | | HOME | | 0-0-0 | | 0-2-0 | | 0-5-0 | |
| 1-8-0 | 0-0-0 | 0-0- | | AWAY | | 0-2-0 | | 0-2-0 | | 1-4-0 | |
| 3-7-0 | 0-0-0 | 0-0-0 | | NEUTRAL | | 0-0-0 | | 0-1-0 | | 3-6-0 | |
| 6-9-0 | 0-0-0 | 0-0-0 | | CONFERENCE | | 0-0-0 | | 1-2-0 | | 5-7-0 | |
| 2-4-0 | 0-0-0 | 0-0-0 | | HOME | | 0-0-0 | | 1-2-0 | | 1-2-0 | |
| 4-5-0 | 0-0-0 | 0-0-0 | | AWAY | | 0-0-0 | | 0-0-0 | | 4-5-0 | |
| 0-0-0 | 0-0-0 | 0-0-0 | | NEUTRAL | | 0-0-0 | | 0-0-0 | | 0-0-0 | |
| RPI | S | Opponent | Score | RPI | S | Opponent | Score | RPI | S | Opponent | Score |
| | | | | | | | | | | | |
| | | | | | | 71 A Missouri | 6 7 | | | 113 H Grand Canyon | 6 4 |
| | | | | | | 92 A Notre Dame | 4 7 | | | 113 H Grand Canyon | 2 12 |
| | | | | | | | | | | 113 H Grand Canyon | 3 4 |
| | | | | | | | | | | 126 A Ill.-Chicago | 0 7 |
| | | | | | | | | | | 126 A Ill.-Chicago | 0 8 |
| | | | | | | | | | | 126 H Ill.-Chicago | 3 4 |
| | | | | | | | | | | 142 N Ball St. | 6 8 |
| | | | | | | | | | | 148 H Butler | 2 6 |
| | | | | | | | | | | 156 N Canisius | 1 8 |
| | | | | | | | | | | 162 H CSU Bakersfield | 1 12 |
| | | | | | | | | | | 162 H CSU Bakersfield | 0 3 |
| | | | | | | | | | | 162 H CSU Bakersfield | 8 4 |
| | | | | | | | | | | 177 N Northeastern | 7 10 |
| | | | | | | | | | | 194 A Valparaiso | 3 10 |
| | | | | | | | | | | 194 H Valparaiso | 1 13 |
| | | | | | | | | | | 195 H Eastern Mich. | 2 5 |
| | | | | | | | | | | 195 H Eastern Mich. | 6 10 |
| | | | | | | | | | | 208 N Georgetown | 0 11 |
| | | | | | | | | | | 209 N Jackson St. | 7 9 |
| | | | | | | | | | | 229 A Eastern Ky. | 3 10 |
| | | | | | | | | | | 229 A Eastern Ky. | 9 15 |
| | | | | | | | | | | 229 A Eastern Ky. | 24 10 |
| | | | | LAST 10 GAMES | | | | | | | |
| | | | | 209 N Jackson St. | 7 9 | 255 A Utah Valley | 4 3 | 233 A UTRGV | | 1 7 | |
| | | | | 233 A UTRGV | 12 5 | 255 A Utah Valley | 10 11 | 233 A UTRGV | | 12 5 | |
| | | | | 233 A UTRGV | 1 7 | 255 A Utah Valley | 1 4 | 233 A UTRGV | | 9 10 | |
| | | | | 233 A UTRGV | 9 10 | 194 A Valparaiso | 3 10 | 238 A Northwestern | | 0 2 | |
| | | | | 126 A Ill.-Chicago | 0 7 | 113 H Grand Canyon | 3 4 | 241 H Northern Ill. | | 0 4 | |

Non-Div. I Games:

Chicago St.

| RPI | S | Opponent | Score | |
|-----|---|------------------|-------|----|
| 241 | N | Northern Ill. | 11 | 1 |
| 241 | N | Northern Ill. | 7 | 6 |
| 248 | N | South Dakota St. | 1 | 3 |
| 252 | H | Milwaukee | 1 | 15 |
| 255 | A | Utah Valley | 1 | 4 |
| 255 | A | Utah Valley | 10 | 11 |
| 255 | A | Utah Valley | 4 | 3 |
| 280 | A | Seattle U | 4 | 3 |
| 280 | A | Seattle U | 2 | 7 |
| 280 | A | Seattle U | 6 | 3 |
| 289 | N | NJIT | 2 | 7 |
| 297 | N | Fort Wayne | 7 | 5 |

Chicago St.

C
h
i
c
a
g
o
s
t
.

C
h
i
c
a
g
o
s
t
.

| Average RPI Win: 285 | | WON-LOST RECORD | WINNING PCT. RANK | | LAST 10 GAMES | | STRENGTH OF SCHEDULE | | OPP. STRENGTH OF SCHEDULE | | TEAM RPI | | ADJ RPI | | CONF. RPI | | ADJ CONF. RPI | | |
|-----------------------|---|--------------------|----------------------|-----------|------------------|----------------|-------------------------|----------------|------------------------------|-------------|-------------|----------|------------|------------------|--------------|------------------|------------------|----|----|
| Average RPI Loss: 183 | | | | | | | | | | | | | | | | | | | |
| DIV. I ONLY | | 15-27-0 | .35714 | 248 | 2-5-0 | | 280 | | 291 | | 283 | | .40601 | 282 | 31 | | 31 | | |
| DIV. I NON-CONF. | | 1-15-0 | .0625 | 298 | 0-1-0 | | 119 | | 132 | | 285 | | .40341 | 285 | 31 | | 31 | | |
| TOTALS | | RPI 1-25 | | RPI 26-50 | | W-L RECORDS | | RPI 51-100 | | RPI 101-150 | | RPI 150+ | | | | | | | |
| 15-27-0 | | 0-1-0 | | 0-3-0 | | OVERALL | | 0-3-0 | | 0-4-0 | | 15-16-0 | | | | | | | |
| 8-5-0 | | 0-0-0 | | 0-0-0 | | HOME | | 0-0-0 | | 0-0-0 | | 8-5-0 | | | | | | | |
| 4-15-0 | | 0-1-0 | | 0-3-0 | | AWAY | | 0-3-0 | | 0-2-0 | | 4-6-0 | | | | | | | |
| 3-7-0 | | 0-0-0 | | 0-0-0 | | NEUTRAL | | 0-0-0 | | 0-2-0 | | 3-5-0 | | | | | | | |
| 1-15-0 | | 0-1-0 | | 0-3-0 | | NON-CONFERENCE | | 0-3-0 | | 0-4-0 | | 1-4-0 | | | | | | | |
| 0-1-0 | | 0-0-0 | | 0-0-0 | | HOME | | 0-0-0 | | 0-0-0 | | 0-1-0 | | | | | | | |
| 0-10-0 | | 0-1-0 | | 0-0- | | AWAY | | 0-3-0 | | 0-2-0 | | 0-1-0 | | | | | | | |
| 1-4-0 | | 0-0-0 | | 0-0-0 | | NEUTRAL | | 0-0-0 | | 0-2-0 | | 1-2-0 | | | | | | | |
| 14-12-0 | | 0-0-0 | | 0-0-0 | | CONFERENCE | | 0-0-0 | | 0-0-0 | | 14-12-0 | | | | | | | |
| 8-4-0 | | 0-0-0 | | 0-0-0 | | HOME | | 0-0-0 | | 0-0-0 | | 8-4-0 | | | | | | | |
| 4-5-0 | | 0-0-0 | | 0-0-0 | | AWAY | | 0-0-0 | | 0-0-0 | | 4-5-0 | | | | | | | |
| 2-3-0 | | 0-0-0 | | 0-0-0 | | NEUTRAL | | 0-0-0 | | 0-0-0 | | 2-3-0 | | | | | | | |
| RPI | S | Opponent | | Score | | RPI | S | Opponent | | Score | | RPI | S | Opponent | | Score | | | |
| 15 | A | LSU | | 2 | 13 | 27 | A | Oklahoma | | 2 | 11 | 51 | A | DBU | | 0 | 3 | | |
| | | | | | | 27 | A | Oklahoma | | 2 | 10 | 51 | A | DBU | | 0 | 15 | | |
| | | | | | | 44 | A | Louisiana Tech | | 1 | 15 | 51 | A | DBU | | 6 | 7 | | |
| | | | | | | | | | | | | | | 126 | N | Ill.-Chicago | | 3 | 9 |
| | | | | | | | | | | | | | | 128 | N | New Orleans | | 1 | 10 |
| | | | | | | | | | | | | | | 137 | A | Lamar University | | 2 | 11 |
| | | | | | | | | | | | | | | 141 | A | SFA | | 2 | 9 |
| | | | | | | | | | | | | | | 201 | N | Alabama St. | | 4 | 12 |
| | | | | | | | | | | | | | | 201 | N | Alabama St. | | 3 | 4 |
| | | | | | | | | | | | | | | 201 | N | Alabama St. | | 4 | 16 |
| | | | | | | | | | | | | | | 234 | A | La.-Monroe | | 1 | 7 |
| | | | | | | | | | | | | | | 234 | H | La.-Monroe | | 3 | 4 |
| | | | | | | | | | | | | | | 251 | N | LIU Brooklyn | | 3 | 7 |
| | | | | | | | | | | | | | | 273 | A | Texas Southern | | 6 | 5 |
| | | | | | | | | | | | | | | 273 | A | Texas Southern | | 11 | 12 |
| | | | | | | | | | | | | | | 273 | A | Texas Southern | | 5 | 6 |
| | | | | | | | | | | | | | | 273 | H | Texas Southern | | 7 | 11 |
| | | | | | | | | | | | | | | 273 | H | Texas Southern | | 13 | 3 |
| | | | | | | | | | | | | | | 273 | H | Texas Southern | | 7 | 1 |
| | | | | | | | | | | | | | | 274 | N | Hofstra | | 8 | 7 |
| | | | | | | | | | | | | | | 276 | N | Wagner | | 3 | 19 |
| | | | | | | | | | | | | | | 284 | A | Ark.-Pine Bluff | | 1 | 15 |
| | | | | | | | | | | | | | | 284 | A | Ark.-Pine Bluff | | 2 | 8 |
| | | | | | | | | | | | | | | 284 | A | Ark.-Pine Bluff | | 4 | 3 |
| | | | | | | | | | | | | | | 284 | H | Ark.-Pine Bluff | | 11 | 5 |
| | | | | | | | | | | | | | | 284 | H | Ark.-Pine Bluff | | 8 | 14 |
| | | | | | | | | | | | | | | 284 | H | Ark.-Pine Bluff | | 4 | 3 |
| | | | | | | | | | | | | | | 285 | H | Prairie View | | 5 | 7 |
| | | | | | | | | | | | | | | 285 | H | Prairie View | | 0 | 10 |
| | | | | | | | | | | | | | | 285 | H | Prairie View | | 6 | 1 |
| Non-Div. I Games: | | Texas Col. | | 17 | 0 | Wiley | | 16 | 5 | Texas Col. | | 15 | 4 | Jarvis Christian | | 13 | 3 | | |
| | | | | | | | | | | | | | | Grambling | | | | | |

Grambling

L e h i g h

Lehigh

| RPI | S | Opponent | Score | |
|-----|---|---------------------|-------|----|
| 254 | N | Manhattan | 0 | 16 |
| 271 | N | North Dakota St. | 4 | 0 |
| 278 | H | La Salle | 1 | 2 |
| 278 | H | La Salle | 13 | 4 |
| 288 | N | Fairleigh Dickinson | 16 | 8 |
| 289 | H | NJIT | 2 | 1 |
| 289 | H | NJIT | 15 | 4 |
| 289 | H | NJIT | 11 | 6 |
| 289 | H | NJIT | 8 | 4 |
| 290 | H | UMES | 12 | 6 |
| 290 | H | UMES | 10 | 4 |
| 291 | A | Lafayette | 5 | 1 |
| 291 | A | Lafayette | 9 | 1 |
| 291 | A | Lafayette | 3 | 2 |
| 291 | A | Lafayette | 12 | 2 |
| 292 | A | Coppin St. | 18 | 9 |
| 296 | A | NYIT | 4 | 6 |
| 299 | H | Saint Peter's | 10 | 3 |

Lehigh

| Average RPI Win: 275 | | WON-LOST RECORD | | WINNING PCT. RANK | | LAST 10 GAMES | | STRENGTH OF SCHEDULE | | OPP. STRENGTH OF SCHEDULE | | TEAM RPI | | ADJ RPI | | CONF. RPI | | ADJ CONF. RPI | |
|----------------------|---|-----------------|--|-------------------|----|----------------|---|----------------------|--|---------------------------|----|----------|---|------------|--|-----------|----|---------------|--|
| DIV. I ONLY | | 14-28-0 | | .33333 256 | | 5-5-0 | | 293 | | 268 | | 285 | | .40371 284 | | 31 | | 31 | |
| DIV. I NON-CONF. | | 2-16-0 | | .11111 292 | | 0-1-0 | | 172 | | 17 | | 270 | | .42676 270 | | 31 | | 31 | |
| TOTALS | | RPI 1-25 | | RPI 26-50 | | W-L RECORDS | | RPI 51-100 | | RPI 101-150 | | RPI 150+ | | | | | | | |
| 14-28-0 | | 0-2-0 | | 0-4-0 | | OVERALL | | 0-2-0 | | 0-2-0 | | 14-18-0 | | | | | | | |
| 5-7-0 | | 0-0-0 | | 0-0-0 | | HOME | | 0-0-0 | | 0-0-0 | | 5-7-0 | | | | | | | |
| 9-21-0 | | 0-2-0 | | 0-4-0 | | AWAY | | 0-2-0 | | 0-2-0 | | 9-11-0 | | | | | | | |
| 0-0-0 | | 0-0-0 | | 0-0-0 | | NEUTRAL | | 0-0-0 | | 0-0-0 | | 0-0-0 | | | | | | | |
| 2-16-0 | | 0-2-0 | | 0-4-0 | | NON-CONFERENCE | | 0-2-0 | | 0-2-0 | | 2-6-0 | | | | | | | |
| 0-0-0 | | 0-0-0 | | 0-0-0 | | HOME | | 0-0-0 | | 0-0-0 | | 0-0-0 | | | | | | | |
| 2-16-0 | | 0-2-0 | | 0-0- | | AWAY | | 0-2-0 | | 0-2-0 | | 2-6-0 | | | | | | | |
| 0-0-0 | | 0-0-0 | | 0-0-0 | | NEUTRAL | | 0-0-0 | | 0-0-0 | | 0-0-0 | | | | | | | |
| 12-12-0 | | 0-0-0 | | 0-0-0 | | CONFERENCE | | 0-0-0 | | 0-0-0 | | 12-12-0 | | | | | | | |
| 5-7-0 | | 0-0-0 | | 0-0-0 | | HOME | | 0-0-0 | | 0-0-0 | | 5-7-0 | | | | | | | |
| 7-5-0 | | 0-0-0 | | 0-0-0 | | AWAY | | 0-0-0 | | 0-0-0 | | 7-5-0 | | | | | | | |
| 0-0-0 | | 0-0-0 | | 0-0-0 | | NEUTRAL | | 0-0-0 | | 0-0-0 | | 0-0-0 | | | | | | | |
| RPI | S | Opponent | | Score | | RPI | S | Opponent | | Score | | RPI | S | Opponent | | Score | | | |
| 14 | A | Baylor | | 3 | 17 | 35 | A | Ole Miss | | 6 | 14 | 71 | A | Missouri | | 6 | 15 | | |
| 17 | A | Mississippi St. | | 8 | 11 | 44 | A | Louisiana Tech | | 1 | 16 | 71 | A | Missouri | | 1 | 13 | | |
| | | | | | | 44 | A | Louisiana Tech | | 0 | 11 | | | | | | | | |
| | | | | | | 44 | A | Louisiana Tech | | 3 | 13 | | | | | | | | |
| | | | | | | | | | | | | | | | | | | | |
| | | | | | | | | | | | | | | | | | | | |
| | | | | | | | | | | | | | | | | | | | |
| | | | | | | | | | | | | | | | | | | | |
| | | | | | | | | | | | | | | | | | | | |
| | | | | | | | | | | | | | | | | | | | |
| | | | | | | | | | | | | | | | | | | | |
| | | | | | | | | | | | | | | | | | | | |
| | | | | | | | | | | | | | | | | | | | |
| | | | | | | | | | | | | | | | | | | | |
| | | | | | | | | | | | | | | | | | | | |
| | | | | | | | | | | | | | | | | | | | |
| | | | | | | | | | | | | | | | | | | | |
| | | | | | | | | | | | | | | | | | | | |
| | | | | | | | | | | | | | | | | | | | |
| | | | | | | | | | | | | | | | | | | | |
| | | | | | | | | | | | | | | | | | | | |
| | | | | | | | | | | | | | | | | | | | |
| | | | | | | | | | | | | | | | | | | | |
| | | | | | | | | | | | | | | | | | | | |
| | | | | | | | | | | | | | | | | | | | |
| | | | | | | | | | | | | | | | | | | | |
| | | | | | | | | | | | | | | | | | | | |
| | | | | | | | | | | | | | | | | | | | |
| | | | | | | | | | | | | | | | | | | | |
| | | | | | | | | | | | | | | | | | | | |
| | | | | | | | | | | | | | | | | | | | |
| | | | | | | | | | | | | | | | | | | | |
| | | | | | | | | | | | | | | | | | | | |
| | | | | | | | | | | | | | | | | | | | |
| | | | | | | | | | | | | | | | | | | | |
| | | | | | | | | | | | | | | | | | | | |
| | | | | | | | | | | | | | | | | | | | |
| | | | | | | | | | | | | | | | | | | | |
| | | | | | | | | | | | | | | | | | | | |
| | | | | | | | | | | | | | | | | | | | |
| | | | | | | | | | | | | | | | | | | | |
| | | | | | | | | | | | | | | | | | | | |
| | | | | | | | | | | | | | | | | | | | |
| | | | | | | | | | | | | | | | | | | | |
| | | | | | | | | | | | | | | | | | | | |
| | | | | | | | | | | | | | | | | | | | |
| | | | | | | | | | | | | | | | | | | | |
| | | | | | | | | | | | | | | | | | | | |
| | | | | | | | | | | | | | | | | | | | |
| | | | | | | | | | | | | | | | | | | | |

Non-Div. I Games:

Ark.-Pine Bluff

| | | | | | | | | | | | | | | | | | | |
|-------------------|------------------|-----------|-----------|-------------------|-------|-----------------|------------------|-------------|----------------|-------------------|------------------|-----------|--------------------|-----|----|-----------------|----|----|
| Average RPI Win: | 262 | WON-LOST | WINNING | LAST 10 | | STRENGTH OF | OPP. STRENGTH | TEAM | ADJ | CONF. | ADJ CONF. | | | | | | | |
| Average RPI Loss: | 197 | RECORD | PCT. RANK | GAMES | | SCHEDULE | OF SCHEDULE | RPI | RPI | RPI | RPI | | | | | | | |
| DIV. I ONLY | | 13-29-0 | .30952 | 267 | 5-5-0 | 271 | 293 | 278 | .40366 | 285 | 31 | 31 | | | | | | |
| DIV. I NON-CONF. | | 2-18-0 | .1 | 294 | 0-3-0 | 69 | 222 | 273 | .42042 | 275 | 31 | 31 | | | | | | |
| <hr/> | | | | | | | | | | | | | | | | | | |
| TOTALS | RPI 1-25 | RPI 26-50 | | W-L RECORDS | | RPI 51-100 | | RPI 101-150 | | RPI 150+ | | | | | | | | |
| 13-29-0 | 0-0-0 | 0-5-0 | | OVERALL | | 0-1-0 | | 2-3-0 | | 11-20-0 | | | | | | | | |
| 5-6-0 | 0-0-0 | 0-0-0 | | HOME | | 0-0-0 | | 0-0-0 | | 5-6-0 | | | | | | | | |
| 7-21-0 | 0-0-0 | 0-5-0 | | AWAY | | 0-1-0 | | 1-2-0 | | 6-13-0 | | | | | | | | |
| 1-2-0 | 0-0-0 | 0-0-0 | | NEUTRAL | | 0-0-0 | | 1-1-0 | | 0-1-0 | | | | | | | | |
| <hr/> | | | | | | | | | | | | | | | | | | |
| 2-18-0 | 0-0-0 | 0-5-0 | | NON-CONFERENCE | | 0-1-0 | | 2-3-0 | | 0-9-0 | | | | | | | | |
| 0-2-0 | 0-0-0 | 0-0-0 | | HOME | | 0-0-0 | | 0-0-0 | | 0-2-0 | | | | | | | | |
| 1-15-0 | 0-0-0 | 0-0- | | AWAY | | 0-1-0 | | 1-2-0 | | 0-7-0 | | | | | | | | |
| 1-1-0 | 0-0-0 | 0-0-0 | | NEUTRAL | | 0-0-0 | | 1-1-0 | | 0-0-0 | | | | | | | | |
| <hr/> | | | | | | | | | | | | | | | | | | |
| 11-11-0 | 0-0-0 | 0-0-0 | | CONFERENCE | | 0-0-0 | | 0-0-0 | | 11-11-0 | | | | | | | | |
| 5-4-0 | 0-0-0 | 0-0-0 | | HOME | | 0-0-0 | | 0-0-0 | | 5-4-0 | | | | | | | | |
| 6-6-0 | 0-0-0 | 0-0-0 | | AWAY | | 0-0-0 | | 0-0-0 | | 6-6-0 | | | | | | | | |
| 0-1-0 | 0-0-0 | 0-0-0 | | NEUTRAL | | 0-0-0 | | 0-0-0 | | 0-1-0 | | | | | | | | |
| <hr/> | | | | | | | | | | | | | | | | | | |
| RPI | S | Opponent | Score | RPI | S | Opponent | Score | RPI | S | Opponent | Score | | | | | | | |
| | | | | 26 | A | McNeese | 9 | 12 | 51 | A | DBU | 0 | 10 | | | | | |
| | | | | 26 | A | McNeese | 2 | 7 | | | 115 | A | UTSA | 6 | 5 | | | |
| | | | | 26 | A | McNeese | 7 | 16 | | | 126 | N | Ill.-Chicago | 5 | 4 | | | |
| | | | | 32 | A | Houston | 0 | 8 | | | 126 | N | Ill.-Chicago | 1 | 6 | | | |
| | | | | 33 | A | Texas A&M | 2 | 9 | | | 128 | A | New Orleans | 0 | 14 | | | |
| | | | | | | | | | | | 137 | A | Lamar University | 7 | 15 | | | |
| | | | | | | | | | | | 164 | A | Texas St. | 1 | 10 | | | |
| | | | | | | | | | | | 215 | A | Northwestern St. | 1 | 16 | | | |
| | | | | | | | | | | | 220 | H | A&M-Corpus Christi | 5 | 11 | | | |
| | | | | | | | | | | | 233 | A | UTRGV | 1 | 6 | | | |
| | | | | | | | | | | | 233 | A | UTRGV | 0 | 4 | | | |
| | | | | | | | | | | | 233 | A | UTRGV | 3 | 10 | | | |
| | | | | | | | | | | | 233 | A | UTRGV | 0 | 11 | | | |
| | | | | | | | | | | | 264 | A | Incarnate Word | 1 | 11 | | | |
| | | | | | | | | | | | 264 | H | Incarnate Word | 4 | 17 | | | |
| | | | | | | | | | | | 273 | A | Texas Southern | 6 | 8 | | | |
| | | | | | | | | | | | 273 | A | Texas Southern | 4 | 8 | | | |
| | | | | | | | | | | | 273 | A | Texas Southern | 0 | 3 | | | |
| | | | | | | | | | | | 273 | H | Texas Southern | 0 | 8 | | | |
| | | | | | | | | | | | 273 | H | Texas Southern | 3 | 2 | | | |
| | | | | | | | 273 | H | Texas Southern | 4 | 6 | | | | | | | |
| | | | | LAST 10 GAMES | | | | | | 282 | A | Grambling | 7 | 5 | | | | |
| | | | | | | | | | | 282 | A | Grambling | 10 | 0 | | | | |
| | | | | 51 | A | DBU | 0 | 10 | 294 | H | Southern U. | 3 | 1 | 282 | A | Grambling | 1 | 6 |
| | | | | 284 | A | Ark.-Pine Bluff | 12 | 9 | 294 | H | Southern U. | 3 | 1 | 284 | A | Ark.-Pine Bluff | 12 | 9 |
| | | | | 284 | A | Ark.-Pine Bluff | 9 | 4 | 294 | H | Southern U. | 15 | 13 | 284 | A | Ark.-Pine Bluff | 5 | 10 |
| | | | | 284 | A | Ark.-Pine Bluff | 5 | 10 | 215 | A | Northwestern St. | 1 | 16 | 284 | A | Ark.-Pine Bluff | 9 | 4 |
| | | | | 264 | H | Incarnate Word | 4 | 17 | 273 | A | Texas Southern | 6 | 8 | 284 | H | Ark.-Pine Bluff | 8 | 3 |
| | | | | | | | | | | | | | | | | | | |
| | | | | | | | | | | | | | | | | | | |
| | | | | | | | | | | | | | | | | | | |
| Non-Div. I Games: | Jarvis Christian | 2 | 5 | Huston-Tillotson | 12 | 11 | Huston-Tillotson | 9 | 0 | Arlington Baptist | 4 | 1 | | | | | | |
| | Jarvis Christian | 8 | 7 | Arlington Baptist | 4 | 3 | | | | Prairie View | | | | | | | | |

| RPI | S | Opponent | Score | |
|-----|---|-----------------|-------|----|
| 284 | H | Ark.-Pine Bluff | 6 | 7 |
| 284 | H | Ark.-Pine Bluff | 10 | 13 |
| 286 | N | Alcorn | 3 | 11 |
| 294 | A | Southern U. | 14 | 6 |
| 294 | A | Southern U. | 5 | 6 |
| 294 | A | Southern U. | 8 | 6 |
| 294 | H | Southern U. | 15 | 13 |
| 294 | H | Southern U. | 3 | 1 |
| 294 | H | Southern U. | 3 | 1 |

Prairie View

P
r
a
i
r
i
e
V
i
e
w

P
r
a
i
r
i
e
V
i
e
w

| Average RPI Win: 251 | | WON-LOST RECORD | WINNING PCT. RANK | LAST 10 GAMES | STRENGTH OF SCHEDULE | OPP. STRENGTH OF SCHEDULE | TEAM RPI | ADJ RPI | | CONF. RPI | ADJ CONF. RPI |
|-----------------------|---|--------------------|----------------------|------------------|-------------------------|------------------------------|-------------|------------|-------------|------------------|------------------|
| Average RPI Loss: 190 | | | | | | | | | | | |
| DIV. I ONLY | | 11-28-0 | .28205 277 | 3-7-0 | 274 | 287 | 286 | .39316 286 | 31 | 31 | |
| DIV. I NON-CONF. | | 2-13-0 | .13333 289 | 0-2-0 | 64 | 109 | 272 | .42604 272 | 31 | 31 | |
| <hr/> | | | | | | | | | | | |
| TOTALS | | RPI 1-25 | RPI 26-50 | | W-L RECORDS | | RPI 51-100 | | RPI 101-150 | | RPI 150+ |
| 11-28-0 | | 0-2-0 | 0-1-0 | | OVERALL | | 0-1-0 | | 2-5-0 | | 9-19-0 |
| 5-9-0 | | 0-0-0 | 0-0-0 | | HOME | | 0-0-0 | | 2-2-0 | | 3-7-0 |
| 3-18-0 | | 0-2-0 | 0-1-0 | | AWAY | | 0-1-0 | | 0-3-0 | | 3-11-0 |
| 3-1-0 | | 0-0-0 | 0-0-0 | | NEUTRAL | | 0-0-0 | | 0-0-0 | | 3-1-0 |
| <hr/> | | | | | | | | | | | |
| 2-13-0 | | 0-2-0 | 0-1-0 | | NON-CONFERENCE | | 0-1-0 | | 2-5-0 | | 0-4-0 |
| 2-3-0 | | 0-0-0 | 0-0-0 | | HOME | | 0-0-0 | | 2-2-0 | | 0-1-0 |
| 0-10-0 | | 0-2-0 | 0-0- | | AWAY | | 0-1-0 | | 0-3-0 | | 0-3-0 |
| 0-0-0 | | 0-0-0 | 0-0-0 | | NEUTRAL | | 0-0-0 | | 0-0-0 | | 0-0-0 |
| <hr/> | | | | | | | | | | | |
| 9-15-0 | | 0-0-0 | 0-0-0 | | CONFERENCE | | 0-0-0 | | 0-0-0 | | 9-15-0 |
| 3-6-0 | | 0-0-0 | 0-0-0 | | HOME | | 0-0-0 | | 0-0-0 | | 3-6-0 |
| 3-8-0 | | 0-0-0 | 0-0-0 | | AWAY | | 0-0-0 | | 0-0-0 | | 3-8-0 |
| 3-1-0 | | 0-0-0 | 0-0-0 | | NEUTRAL | | 0-0-0 | | 0-0-0 | | 3-1-0 |
| <hr/> | | | | | | | | | | | |
| RPI | S | Opponent | Score | RPI | S | Opponent | Score | RPI | S | Opponent | Score |
| 16 | A | Arkansas | 3 11 | 38 | A | Southeastern La. | 3 21 | 89 | A | Memphis | 7 18 |
| 16 | A | Arkansas | 2 3 | | | | | 128 | A | New Orleans | 0 10 |
| | | | | | | | | 128 | A | New Orleans | 0 14 |
| | | | | | | | | 128 | A | New Orleans | 6 7 |
| | | | | | | | | 148 | H | Butler | 2 3 |
| | | | | | | | | 148 | H | Butler | 5 1 |
| | | | | | | | | 148 | H | Butler | 13 8 |
| | | | | | | | | 148 | H | Butler | 0 5 |
| | | | | | | | | 155 | A | Nicholls St. | 6 7 |
| | | | | | | | | 155 | A | Nicholls St. | 5 13 |
| | | | | | | | | 185 | H | Murray St. | 8 11 |
| | | | | | | | | 200 | A | Alabama | 1 18 |
| | | | | | | | | 201 | A | Alabama St. | 4 9 |
| | | | | | | | | 201 | A | Alabama St. | 0 10 |
| | | | | | | | | 201 | A | Alabama St. | 4 6 |
| | | | | | | | | 209 | A | Jackson St. | 4 16 |
| | | | | | | | | 209 | A | Jackson St. | 6 11 |
| | | | | | | | | 209 | H | Jackson St. | 2 13 |
| | | | | | | | | 209 | H | Jackson St. | 4 9 |
| | | | | | | | | 209 | H | Jackson St. | 9 6 |
| | | | | | | | | 209 | N | Jackson St. | 5 4 |
| | | | | | | | | 282 | N | Grambling | 1 4 |
| | | | | | | | | 285 | N | Prairie View | 11 3 |
| | | | | | | | | 293 | A | Mississippi Val. | 11 3 |
| | | | | | | | | 293 | A | Mississippi Val. | 3 5 |
| | | | | | | | | 293 | A | Mississippi Val. | 13 0 |
| | | | | | | | | 293 | H | Mississippi Val. | 3 2 |
| | | | | | | | | 293 | H | Mississippi Val. | 1 5 |
| <hr/> | | | | | | | | | | | |
| LAST 10 GAMES | | | | | | | | | | | |
| 295 | A | Alabama A&M | 12 1 | 209 | H | Jackson St. | 9 6 | 293 | A | Mississippi Val. | 11 3 |
| 295 | A | Alabama A&M | 1 12 | 209 | H | Jackson St. | 2 13 | 293 | A | Mississippi Val. | 3 5 |
| 295 | A | Alabama A&M | 6 8 | 200 | A | Alabama | 1 18 | 293 | A | Mississippi Val. | 13 0 |
| 38 | A | Southeastern La. | 3 21 | 293 | A | Mississippi Val. | 13 0 | 293 | H | Mississippi Val. | 3 2 |
| 209 | H | Jackson St. | 4 9 | 293 | A | Mississippi Val. | 3 5 | 293 | H | Mississippi Val. | 1 5 |

Non-Div. I Games:

Alcorn

| RPI | S | Opponent | Score | |
|-----|---|------------------|-------|----|
| 293 | H | Mississippi Val. | 4 | 3 |
| 294 | N | Southern U. | 6 | 5 |
| 295 | A | Alabama A&M | 1 | 12 |
| 295 | A | Alabama A&M | 12 | 1 |
| 295 | A | Alabama A&M | 6 | 8 |
| 295 | H | Alabama A&M | 0 | 4 |
| 295 | H | Alabama A&M | 0 | 7 |
| 295 | H | Alabama A&M | 10 | 13 |

Alcorn

A
l
c
o
r
n

A
l
c
o
r
n

S
a
v
a
n
n
a
h
s
t
.

Savannah St.

| | | | | | | | | | | | | |
|------------------|----------|--------------------|----------------------|------------------|-------------------------|------------------------------|-------------|-------------|--------------|------------------|-------|----|
| Average RPI Win: | 289 | WON-LOST RECORD | WINNING PCT. RANK | LAST 10 GAMES | STRENGTH OF SCHEDULE | OPP. STRENGTH OF SCHEDULE | TEAM RPI | ADJ RPI | CONF. RPI | ADJ CONF. RPI | | |
| DIV. I ONLY | | 11-24-0 | .31429 | 266 | 3-7-0 | 294 | 285 | 288 | .38848 | 288 | 30 | 30 |
| DIV. I NON-CONF. | | 4-16-0 | .2 | 279 | 2-3-0 | 283 | 294 | 293 | .3711 | 293 | 27 | 27 |
| <hr/> | | | | | | | | | | | | |
| TOTALS | RPI 1-25 | RPI 26-50 | | W-L RECORDS | | RPI 51-100 | | RPI 101-150 | | RPI 150+ | | |
| 11-24-0 | 0-0-0 | 0-2-0 | | OVERALL | | 0-3-0 | | 0-4-0 | | 11-15-0 | | |
| 7-2-0 | 0-0-0 | 0-0-0 | | HOME | | 0-0-0 | | 0-0-0 | | 7-2-0 | | |
| 4-20-0 | 0-0-0 | 0-2-0 | | AWAY | | 0-3-0 | | 0-4-0 | | 4-11-0 | | |
| 0-2-0 | 0-0-0 | 0-0-0 | | NEUTRAL | | 0-0-0 | | 0-0-0 | | 0-2-0 | | |
| 4-16-0 | 0-0-0 | 0-2-0 | | NON-CONFERENCE | | 0-3-0 | | 0-0-0 | | 4-11-0 | | |
| 3-2-0 | 0-0-0 | 0-0-0 | | HOME | | 0-0-0 | | 0-0-0 | | 3-2-0 | | |
| 1-12-0 | 0-0-0 | 0-0- | | AWAY | | 0-3-0 | | 0-0-0 | | 1-7-0 | | |
| 0-2-0 | 0-0-0 | 0-0-0 | | NEUTRAL | | 0-0-0 | | 0-0-0 | | 0-2-0 | | |
| 7-8-0 | 0-0-0 | 0-0-0 | | CONFERENCE | | 0-0-0 | | 0-4-0 | | 7-4-0 | | |
| 4-0-0 | 0-0-0 | 0-0-0 | | HOME | | 0-0-0 | | 0-0-0 | | 4-0-0 | | |
| 3-8-0 | 0-0-0 | 0-0-0 | | AWAY | | 0-0-0 | | 0-4-0 | | 3-4-0 | | |
| 0-0-0 | 0-0-0 | 0-0-0 | | NEUTRAL | | 0-0-0 | | 0-0-0 | | 0-0-0 | | |
| RPI | S | Opponent | Score | RPI | S | Opponent | Score | RPI | S | Opponent | Score | |
| 36 | A | St. John's (NY) | 8 15 | 99 | A | Xavier | 9 22 | 127 | A | Bryant | 6 7 | |
| 36 | A | St. John's (NY) | 0 9 | 99 | A | Xavier | 3 15 | 127 | A | Bryant | 0 11 | |
| | | | | 99 | A | Xavier | 5 8 | 127 | A | Bryant | 3 11 | |
| | | | | | | | | 127 | A | Bryant | 5 15 | |
| | | | | | | | | 152 | A | Saint Louis | 5 7 | |
| | | | | | | | | 152 | A | Saint Louis | 0 8 | |
| | | | | | | | | 152 | A | Saint Louis | 2 5 | |
| | | | | | | | | 169 | N | UMass Lowell | 9 12 | |
| | | | | | | | | 172 | A | Davidson | 2 5 | |
| | | | | | | | | 256 | H | Siena | 7 9 | |
| | | | | | | | | 258 | A | Sacred Heart | 5 6 | |
| | | | | | | | | 258 | A | Sacred Heart | 5 6 | |
| | | | | | | | | 258 | A | Sacred Heart | 13 8 | |
| | | | | | | | | 258 | A | Sacred Heart | 9 15 | |
| | | | | | | | | 270 | H | Delaware St. | 7 8 | |
| | | | | | | | | 276 | A | Wagner | 0 3 | |
| | | | | | | | | 276 | A | Wagner | 4 2 | |
| | | | | | | | | 276 | A | Wagner | 7 5 | |
| | | | | | | | | 283 | N | Lehigh | 8 16 | |
| | | | | | | | | 287 | A | Savannah St. | 4 6 | |
| | | | | | | | | 287 | A | Savannah St. | 2 3 | |
| | | | | | | | | 287 | A | Savannah St. | 9 10 | |
| LAST 10 GAMES | | | | | | | | | | | | |
| 299 | A | Saint Peter's | 25 10 | 36 | A | St. John's (NY) | 8 15 | 289 | H | NJIT | 14 7 | |
| 127 | A | Bryant | 6 7 | 36 | A | St. John's (NY) | 0 9 | 291 | H | Lafayette | 10 9 | |
| 127 | A | Bryant | 0 11 | 299 | H | Saint Peter's | 13 6 | 298 | H | Mt. St. Mary's | 6 5 | |
| 127 | A | Bryant | 3 11 | 270 | H | Delaware St. | 7 8 | 298 | H | Mt. St. Mary's | 5 2 | |
| 127 | A | Bryant | 5 15 | 258 | A | Sacred Heart | 13 8 | 298 | H | Mt. St. Mary's | 4 1 | |

Non-Div. I Games:

Fairleigh Dickinson

| RPI | S | Opponent | Score | |
|-----|---|----------------|-------|----|
| 298 | H | Mt. St. Mary's | 15 | 2 |
| 299 | A | Saint Peter's | 25 | 10 |
| 299 | H | Saint Peter's | 13 | 6 |

Fairleigh Dickinson

F
a
i
r
l
e
i
g
h
D
i
c
k
i
n
s
o
n

F
a
i
r
l
e
i
g
h
D
i
c
k
i
n
s
o
n

NJIT

NJIT

| RPI | S | Opponent | Score | |
|-----|---|---------------------|-------|----|
| 288 | A | Fairleigh Dickinson | 7 | 14 |
| 297 | N | Fort Wayne | 3 | 5 |
| 299 | H | Saint Peter's | 17 | 1 |

UMES

| Average RPI Win: 274 | | WON-LOST | WINNING | LAST 10 | STRENGTH OF | | OPP. STRENGTH | TEAM | ADJ | CONF. | ADJ CONF. | | | | |
|-----------------------|---|----------|-----------|---------------|-------------|----------------|---------------|------------|-----|--------------|-----------|-------------------|----|--------------|-------|
| Average RPI Loss: 214 | | RECORD | PCT. RANK | GAMES | SCHEDULE | | OF SCHEDULE | RPI | RPI | RPI | RPI | | | | |
| DIV. I ONLY | | 10-34-0 | .22727 | 290 | 3-7-0 | | 269 | 299 | 290 | .3803 | 290 | 27 | 27 | | |
| DIV. I NON-CONF. | | 3-16-0 | .15789 | 285 | 1-3-0 | | 121 | 297 | 284 | .40511 | 284 | 29 | 28 | | |
| <hr/> | | | | | | | | | | | | | | | |
| TOTALS | | RPI 1-25 | | RPI 26-50 | | W-L RECORDS | | RPI 51-100 | | RPI 101-150 | | RPI 150+ | | | |
| 10-34-0 | | 0-0-0 | | 0-3-0 | | OVERALL | | 0-0-0 | | 0-5-0 | | 10-26-0 | | | |
| 6-8-0 | | 0-0-0 | | 0-0-0 | | HOME | | 0-0-0 | | 0-0-0 | | 6-8-0 | | | |
| 4-26-0 | | 0-0-0 | | 0-3-0 | | AWAY | | 0-0-0 | | 0-5-0 | | 4-17-0 | | | |
| 0-0-0 | | 0-0-0 | | 0-0-0 | | NEUTRAL | | 0-0-0 | | 0-0-0 | | 0-0-0 | | | |
| <hr/> | | | | | | | | | | | | | | | |
| 3-16-0 | | 0-0-0 | | 0-3-0 | | NON-CONFERENCE | | 0-0-0 | | 0-5-0 | | 3-8-0 | | | |
| 3-2-0 | | 0-0-0 | | 0-0-0 | | HOME | | 0-0-0 | | 0-0-0 | | 3-2-0 | | | |
| 0-14-0 | | 0-0-0 | | 0-0- | | AWAY | | 0-0-0 | | 0-5-0 | | 0-6-0 | | | |
| 0-0-0 | | 0-0-0 | | 0-0-0 | | NEUTRAL | | 0-0-0 | | 0-0-0 | | 0-0-0 | | | |
| <hr/> | | | | | | | | | | | | | | | |
| 7-18-0 | | 0-0-0 | | 0-0-0 | | CONFERENCE | | 0-0-0 | | 0-0-0 | | 7-18-0 | | | |
| 3-6-0 | | 0-0-0 | | 0-0-0 | | HOME | | 0-0-0 | | 0-0-0 | | 3-6-0 | | | |
| 4-12-0 | | 0-0-0 | | 0-0-0 | | AWAY | | 0-0-0 | | 0-0-0 | | 4-12-0 | | | |
| 0-0-0 | | 0-0-0 | | 0-0-0 | | NEUTRAL | | 0-0-0 | | 0-0-0 | | 0-0-0 | | | |
| <hr/> | | | | | | | | | | | | | | | |
| RPI | S | Opponent | Score | RPI | S | Opponent | Score | RPI | S | Opponent | Score | RPI | S | Opponent | Score |
| | | | | 50 | A | Mercer | 2 13 | | | 105 | A | Pittsburgh | 4 | 9 | |
| | | | | 50 | A | Mercer | 4 8 | | | 119 | A | Duke | 3 | 10 | |
| | | | | 50 | A | Mercer | 0 15 | | | 122 | A | UNCG | 4 | 18 | |
| | | | | | | | | | | 122 | A | UNCG | 2 | 4 | |
| | | | | | | | | | | 122 | A | UNCG | 3 | 11 | |
| | | | | | | | | | | 191 | A | Navy | 5 | 17 | |
| | | | | | | | | | | 191 | H | Navy | 5 | 13 | |
| | | | | | | | | | | 193 | A | George Washington | 4 | 10 | |
| | | | | | | | | | | 212 | A | N.C. A&T | 9 | 17 | |
| | | | | | | | | | | 212 | A | N.C. A&T | 5 | 19 | |
| | | | | | | | | | | 212 | A | N.C. A&T | 4 | 11 | |
| | | | | | | | | | | 236 | A | Norfolk St. | 1 | 11 | |
| | | | | | | | | | | 236 | A | Norfolk St. | 2 | 8 | |
| | | | | | | | | | | 236 | A | Norfolk St. | 3 | 5 | |
| | | | | | | | | | | 236 | H | Norfolk St. | 4 | 10 | |
| | | | | | | | | | | 236 | H | Norfolk St. | 9 | 11 | |
| | | | | | | | | | | 236 | H | Norfolk St. | 1 | 7 | |
| | | | | | | | | | | 237 | H | Towson | 10 | 4 | |
| | | | | | | | | | | 249 | H | Iona | 6 | 1 | |
| | | | | | | | | | | 249 | H | Iona | 4 | 3 | |
| | | | | | | | | | | 249 | H | Iona | 0 | 2 | |
| | | | | LAST 10 GAMES | | | | | | 262 | A | N.C. Central | 0 | 6 | |
| | | | | 105 | A | Pittsburgh | 4 9 | 283 | A | Lehigh | 4 10 | 270 | A | Delaware St. | 4 7 |
| | | | | 292 | A | Coppin St. | 6 7 | 270 | A | Delaware St. | 0 9 | 270 | A | Delaware St. | 0 9 |
| | | | | 292 | A | Coppin St. | 5 3 | 270 | A | Delaware St. | 4 7 | 270 | A | Delaware St. | 2 3 |
| | | | | 292 | A | Coppin St. | 15 12 | 270 | A | Delaware St. | 2 3 | 270 | H | Delaware St. | 3 2 |
| | | | | 283 | A | Lehigh | 6 12 | 237 | H | Towson | 10 4 | 270 | H | Delaware St. | 8 1 |

Non-Div. I Games:

UMES

| RPI | S | Opponent | Score | |
|-----|---|----------------|-------|----|
| 270 | H | Delaware St. | 0 | 2 |
| 283 | A | Lehigh | 6 | 12 |
| 283 | A | Lehigh | 4 | 10 |
| 292 | A | Coppin St. | 15 | 12 |
| 292 | A | Coppin St. | 6 | 7 |
| 292 | A | Coppin St. | 5 | 3 |
| 292 | A | Coppin St. | 0 | 1 |
| 292 | A | Coppin St. | 4 | 3 |
| 292 | A | Coppin St. | 7 | 4 |
| 292 | H | Coppin St. | 3 | 7 |
| 292 | H | Coppin St. | 2 | 4 |
| 292 | H | Coppin St. | 6 | 3 |
| 298 | A | Mt. St. Mary's | 0 | 2 |
| 298 | A | Mt. St. Mary's | 1 | 2 |
| | | | | |

UMES

U
M
E
S

U
M
E
S

| Average RPI Win: | 220 | WON-LOST | WINNING | LAST 10 | STRENGTH OF | OPP. STRENGTH | TEAM | ADJ | CONF. | ADJ CONF. | |
|-------------------|----------|-----------|-----------|----------------|-------------|-----------------|-------|-------------|-------|----------------------|-------|
| Average RPI Loss: | 205 | RECORD | PCT. RANK | GAMES | SCHEDULE | OF SCHEDULE | RPI | RPI | RPI | RPI | |
| DIV. I ONLY | 7-43-0 | .14 | 295 | 4-6-0 | 240 | 284 | 291 | .372 | 291 | 28 | 28 |
| DIV. I NON-CONF. | 3-27-0 | .1 | 294 | 1-1-0 | 256 | 291 | 295 | .36912 | 294 | 30 | 30 |
| <hr/> | | | | | | | | | | | |
| TOTALS | RPI 1-25 | RPI 26-50 | | W-L RECORDS | | RPI 51-100 | | RPI 101-150 | | RPI 150+ | |
| 7-43-0 | 0-0-0 | 0-0-0 | | OVERALL | | 1-1-0 | | 0-7-0 | | 6-35-0 | |
| 4-10-0 | 0-0-0 | 0-0-0 | | HOME | | 0-1-0 | | 0-0-0 | | 4-9-0 | |
| 1-25-0 | 0-0-0 | 0-0-0 | | AWAY | | 0-0-0 | | 0-7-0 | | 1-18-0 | |
| 2-8-0 | 0-0-0 | 0-0-0 | | NEUTRAL | | 1-0-0 | | 0-0-0 | | 1-8-0 | |
| 3-27-0 | 0-0-0 | 0-0-0 | | NON-CONFERENCE | | 1-1-0 | | 0-7-0 | | 2-19-0 | |
| 0-2-0 | 0-0-0 | 0-0-0 | | HOME | | 0-1-0 | | 0-0-0 | | 0-1-0 | |
| 1-17-0 | 0-0-0 | 0-0- | | AWAY | | 0-0-0 | | 0-7-0 | | 1-10-0 | |
| 2-8-0 | 0-0-0 | 0-0-0 | | NEUTRAL | | 1-0-0 | | 0-0-0 | | 1-8-0 | |
| 4-16-0 | 0-0-0 | 0-0-0 | | CONFERENCE | | 0-0-0 | | 0-0-0 | | 4-16-0 | |
| 4-8-0 | 0-0-0 | 0-0-0 | | HOME | | 0-0-0 | | 0-0-0 | | 4-8-0 | |
| 0-8-0 | 0-0-0 | 0-0-0 | | AWAY | | 0-0-0 | | 0-0-0 | | 0-8-0 | |
| 0-0-0 | 0-0-0 | 0-0-0 | | NEUTRAL | | 0-0-0 | | 0-0-0 | | 0-0-0 | |
| RPI | S | Opponent | Score | RPI | S | Opponent | Score | RPI | S | Opponent | Score |
| | | | | | | | | | | | |
| | | | | | | 87 H Rutgers | 4 28 | | | 111 A William & Mary | 1 16 |
| | | | | | | 92 N Notre Dame | 10 2 | | | 111 A William & Mary | 5 6 |
| | | | | | | | | | | 111 A William & Mary | 4 5 |
| | | | | | | | | | | 122 A UNCG | 8 11 |
| | | | | | | | | | | 122 A UNCG | 7 25 |
| | | | | | | | | | | 122 A UNCG | 7 8 |
| | | | | | | | | | | 122 A UNCG | 2 14 |
| | | | | | | | | | | 152 N Saint Louis | 6 24 |
| | | | | | | | | | | 181 N Harvard | 1 13 |
| | | | | | | | | | | 181 N Harvard | 0 6 |
| | | | | | | | | | | 191 A Navy | 1 4 |
| | | | | | | | | | | 191 A Navy | 6 10 |
| | | | | | | | | | | 191 A Navy | 1 7 |
| | | | | | | | | | | 191 A Navy | 6 9 |
| | | | | | | | | | | 201 A Penn | 1 4 |
| | | | | | | | | | | 201 A Penn | 3 13 |
| | | | | | | | | | | 201 A Penn | 2 3 |
| | | | | | | | | | | 201 A Penn | 1 2 |
| | | | | | | | | | | 201 H Penn | 8 9 |
| | | | | | | | | | | 203 A Monmouth | 4 5 |
| | | | | | | | | | | 208 N Georgetown | 4 10 |
| | | | | | | | | | | 208 N Georgetown | 7 14 |
| | | | | | | | | | | 208 N Georgetown | 6 13 |
| | | | | | | 213 A Penn St. | 2 9 | | | 213 A Penn St. | 2 9 |
| | | | | | | 283 H Lehigh | 2 12 | | | 216 H Holy Cross | 10 9 |
| | | | | | | 283 H Lehigh | 1 5 | | | 216 H Holy Cross | 10 7 |
| | | | | | | 283 H Lehigh | 1 9 | | | 216 H Holy Cross | 7 8 |
| | | | | | | 283 H Lehigh | 2 3 | | | 216 H Holy Cross | 7 8 |

Non-Div. I Games:

Lafayette

| RPI | S | Opponent | Score | |
|-----|---|---------------------|-------|----|
| 216 | H | Holy Cross | 8 | 7 |
| 218 | A | Saint Joseph's | 1 | 11 |
| 231 | H | Army West Point | 4 | 5 |
| 231 | H | Army West Point | 9 | 10 |
| 231 | H | Army West Point | 5 | 10 |
| 231 | H | Army West Point | 10 | 6 |
| 244 | A | Bucknell | 1 | 4 |
| 244 | A | Bucknell | 5 | 6 |
| 244 | A | Bucknell | 10 | 11 |
| 244 | A | Bucknell | 5 | 8 |
| 246 | A | Rider | 0 | 2 |
| 264 | A | Incarnate Word | 5 | 6 |
| 264 | N | Incarnate Word | 3 | 4 |
| 278 | A | La Salle | 13 | 9 |
| 283 | H | Lehigh | 2 | 12 |
| 283 | H | Lehigh | 1 | 9 |
| 283 | H | Lehigh | 2 | 3 |
| 283 | H | Lehigh | 1 | 5 |
| 288 | A | Fairleigh Dickinson | 9 | 10 |
| 292 | N | Coppin St. | 6 | 5 |
| 292 | N | Coppin St. | 1 | 3 |

Lafayette

L
a
f
a
y
e
t
t
e

L
a
f
a
y
e
t
t
e

| | | | | | | | | | | | |
|-------------------|----------|-----------|----------------|------------|-------------|---------------|---------------------|--------|-------|-------------------|-------|
| Average RPI Win: | 271 | WON-LOST | WINNING | LAST 10 | STRENGTH OF | OPP. STRENGTH | TEAM | ADJ | CONF. | ADJ CONF. | |
| Average RPI Loss: | 226 | RECORD | PCT. RANK | GAMES | SCHEDULE | OF SCHEDULE | RPI | RPI | RPI | RPI | |
| DIV. I ONLY | 10-27-0 | .27027 | 280 | 3-7-0 | 298 | 290 | 294 | .36012 | 292 | 27 | 27 |
| DIV. I NON-CONF. | 3-14-0 | .17647 | 282 | 1-1-0 | 285 | 273 | 292 | .37133 | 292 | 29 | 28 |
| TOTALS | RPI 1-25 | RPI 26-50 | W-L RECORDS | RPI 51-100 | RPI 101-150 | RPI 150+ | | | | | |
| 10-27-0 | 0-0-0 | 0-0-0 | OVERALL | 0-3-0 | 0-0-0 | 10-24-0 | | | | | |
| 4-11-0 | 0-0-0 | 0-0-0 | HOME | 0-0-0 | 0-0-0 | 4-11-0 | | | | | |
| 5-13-0 | 0-0-0 | 0-0-0 | AWAY | 0-3-0 | 0-0-0 | 5-10-0 | | | | | |
| 1-3-0 | 0-0-0 | 0-0-0 | NEUTRAL | 0-0-0 | 0-0-0 | 1-3-0 | | | | | |
| 3-14-0 | 0-0-0 | 0-0-0 | NON-CONFERENCE | 0-3-0 | 0-0-0 | 3-11-0 | | | | | |
| 1-2-0 | 0-0-0 | 0-0-0 | HOME | 0-0-0 | 0-0-0 | 1-2-0 | | | | | |
| 1-9-0 | 0-0-0 | 0-0- | AWAY | 0-3-0 | 0-0-0 | 1-6-0 | | | | | |
| 1-3-0 | 0-0-0 | 0-0-0 | NEUTRAL | 0-0-0 | 0-0-0 | 1-3-0 | | | | | |
| 7-13-0 | 0-0-0 | 0-0-0 | CONFERENCE | 0-0-0 | 0-0-0 | 7-13-0 | | | | | |
| 3-9-0 | 0-0-0 | 0-0-0 | HOME | 0-0-0 | 0-0-0 | 3-9-0 | | | | | |
| 4-4-0 | 0-0-0 | 0-0-0 | AWAY | 0-0-0 | 0-0-0 | 4-4-0 | | | | | |
| 0-0-0 | 0-0-0 | 0-0-0 | NEUTRAL | 0-0-0 | 0-0-0 | 0-0-0 | | | | | |
| RPI S | Opponent | Score | RPI S | Opponent | Score | RPI S | Opponent | Score | RPI S | Opponent | Score |
| | | | | | | 79 A | Southern California | 2 22 | 154 A | UMBC | 10 4 |
| | | | | | | 79 A | Southern California | 4 9 | 181 N | Harvard | 3 14 |
| | | | | | | 79 A | Southern California | 2 6 | 181 N | Harvard | 2 6 |
| | | | | | | | | | 191 A | Navy | 3 11 |
| | | | | | | | | | 193 A | George Washington | 7 20 |
| | | | | | | | | | 208 A | Georgetown | 4 14 |
| | | | | | | | | | 208 H | Georgetown | 5 6 |
| | | | | | | | | | 223 A | James Madison | 2 16 |
| | | | | | | | | | 223 A | James Madison | 1 12 |
| | | | | | | | | | 236 A | Norfolk St. | 4 8 |
| | | | | | | | | | 236 A | Norfolk St. | 2 4 |
| | | | | | | | | | 236 H | Norfolk St. | 3 5 |
| | | | | | | | | | 236 H | Norfolk St. | 5 7 |
| | | | | | | | | | 236 H | Norfolk St. | 2 16 |
| | | | | | | | | | 237 A | Towson | 5 7 |
| | | | | | | | | | 270 A | Delaware St. | 5 15 |
| | | | | | | | | | 270 A | Delaware St. | 14 3 |
| | | | | | | | | | 270 A | Delaware St. | 9 7 |
| | | | | | | | | | 270 H | Delaware St. | 3 5 |
| | | | | | | | | | 270 H | Delaware St. | 6 13 |
| | | | | | | | | | 270 H | Delaware St. | 8 3 |
| | | | | | | | | | 283 H | Lehigh | 9 18 |
| | | | | | | | | | 290 A | UMES | 7 3 |
| | | | | | | | | | 290 A | UMES | 4 2 |
| | | | | | | | | | 290 A | UMES | 3 6 |
| | | | | | | | | | 290 H | UMES | 1 0 |
| | | | | | | | | | 290 H | UMES | 7 6 |
| | | | | | | | | | | | |
| | | | | | | | | | | | |
| | | | | | | | | | | | |
| | | | | | | | | | | | |
| | | | | | | | | | | | |
| | | | | | | | | | | | |
| | | | | | | | | | | | |
| | | | | | | | | | | | |
| | | | | | | | | | | | |
| | | | | | | | | | | | |
| | | | | | | | | | | | |
| | | | | | | | | | | | |
| | | | | | | | | | | | |
| | | | | | | | | | | | |
| | | | | | | | | | | | |
| | | | | | | | | | | | |
| | | | | | | | | | | | |
| | | | | | | | | | | | |
| | | | | | | | | | | | |
| | | | | | | | | | | | |
| | | | | | | | | | | | |
| | | | | | | | | | | | |
| | | | | | | | | | | | |
| | | | | | | | | | | | |
| | | | | | | | | | | | |
| | | | | | | | | | | | |
| | | | | | | | | | | | |
| | | | | | | | | | | | |
| | | | | | | | | | | | |
| | | | | | | | | | | | |
| | | | | | | | | | | | |
| | | | | | | | | | | | |
| | | | | | | | | | | | |
| | | | | | | | | | | | |
| | | | | | | | | | | | |
| | | | | | | | | | | | |
| | | | | | | | | | | | |
| | | | | | | | | | | | |
| | | | | | | | | | | | |
| | | | | | | | | | | | |
| | | | | | | | | | | | |
| | | | | | | | | | | | |
| | | | | | | | | | | | |
| | | | | | | | | | | | |
| | | | | | | | | | | | |
| | | | | | | | | | | | |
| | | | | | | | | | | | |
| | | | | | | | | | | | |
| | | | | | | | | | | | |
| | | | | | | | | | | | |
| | | | | | | | | | | | |
| | | | | | | | | | | | |
| | | | | | | | | | | | |
| | | | | | | | | | | | |
| | | | | | | | | | | | |
| | | | | | | | | | | | |
| | | | | | | | | | | | |
| | | | | | | | | | | | |
| | | | | | | | | | | | |

Non-Div. I Games:

Coppin St.

| Average RPI Win: 264 | | WON-LOST | WINNING | LAST 10 | STRENGTH OF | | OPP. STRENGTH | TEAM | ADJ | | CONF. | ADJ CONF. | | | |
|-----------------------|------------------|----------|-----------|---------|----------------|-------|---------------|-------|-------------|--------|----------|-----------|------------------|-------|----|
| Average RPI Loss: 218 | | RECORD | PCT. RANK | GAMES | SCHEDULE | | OF SCHEDULE | RPI | RPI | RPI | RPI | | | | |
| DIV. I ONLY | | 7-29-0 | .19444 | 293 | 2-7-0 | | 287 | 297 | 292 | .35963 | 293 | 31 | 31 | | |
| DIV. I NON-CONF. | | 1-11-0 | .08333 | 297 | 0-2-0 | | 216 | 286 | 291 | .37425 | 291 | 31 | 31 | | |
| TOTALS | | RPI 1-25 | RPI 26-50 | | W-L RECORDS | | RPI 51-100 | | RPI 101-150 | | RPI 150+ | | | | |
| 7-29-0 | | 0-1-0 | 0-0-0 | | OVERALL | | 0-1-0 | | 0-2-0 | | 7-25-0 | | | | |
| 2-14-0 | | 0-0-0 | 0-0-0 | | HOME | | 0-0-0 | | 0-0-0 | | 2-14-0 | | | | |
| 5-15-0 | | 0-1-0 | 0-0-0 | | AWAY | | 0-1-0 | | 0-2-0 | | 5-11-0 | | | | |
| 0-0-0 | | 0-0-0 | 0-0-0 | | NEUTRAL | | 0-0-0 | | 0-0-0 | | 0-0-0 | | | | |
| 1-11-0 | | 0-1-0 | 0-0-0 | | NON-CONFERENCE | | 0-1-0 | | 0-2-0 | | 1-7-0 | | | | |
| 0-4-0 | | 0-0-0 | 0-0-0 | | HOME | | 0-0-0 | | 0-0-0 | | 0-4-0 | | | | |
| 1-7-0 | | 0-1-0 | 0-0- | | AWAY | | 0-1-0 | | 0-2-0 | | 1-3-0 | | | | |
| 0-0-0 | | 0-0-0 | 0-0-0 | | NEUTRAL | | 0-0-0 | | 0-0-0 | | 0-0-0 | | | | |
| 6-18-0 | | 0-0-0 | 0-0-0 | | CONFERENCE | | 0-0-0 | | 0-0-0 | | 6-18-0 | | | | |
| 2-10-0 | | 0-0-0 | 0-0-0 | | HOME | | 0-0-0 | | 0-0-0 | | 2-10-0 | | | | |
| 4-8-0 | | 0-0-0 | 0-0-0 | | AWAY | | 0-0-0 | | 0-0-0 | | 4-8-0 | | | | |
| 0-0-0 | | 0-0-0 | 0-0-0 | | NEUTRAL | | 0-0-0 | | 0-0-0 | | 0-0-0 | | | | |
| RPI S | Opponent | Score | | RPI S | Opponent | Score | | RPI S | Opponent | Score | | RPI S | Opponent | Score | |
| 17 A | Mississippi St. | 0 | 5 | | | | | 89 A | Memphis | 4 | 13 | 129 A | Central Ark. | 2 | 9 |
| | | | | | | | | | | | | 141 A | SFA | 2 | 8 |
| | | | | | | | | | | | | 155 A | Nicholls St. | 3 | 4 |
| | | | | | | | | | | | | 187 A | Arkansas St. | 10 | 9 |
| | | | | | | | | | | | | 201 A | Alabama St. | 5 | 10 |
| | | | | | | | | | | | | 201 A | Alabama St. | 3 | 12 |
| | | | | | | | | | | | | 201 A | Alabama St. | 7 | 2 |
| | | | | | | | | | | | | 201 H | Alabama St. | 6 | 7 |
| | | | | | | | | | | | | 201 H | Alabama St. | 5 | 7 |
| | | | | | | | | | | | | 201 H | Alabama St. | 2 | 14 |
| | | | | | | | | | | | | 209 A | Jackson St. | 2 | 9 |
| | | | | | | | | | | | | 209 A | Jackson St. | 8 | 9 |
| | | | | | | | | | | | | 209 A | Jackson St. | 6 | 13 |
| | | | | | | | | | | | | 209 H | Jackson St. | 0 | 6 |
| | | | | | | | | | | | | 209 H | Jackson St. | 2 | 3 |
| | | | | | | | | | | | | 209 H | Jackson St. | 3 | 5 |
| | | | | | | | | | | | | 215 A | Northwestern St. | 0 | 14 |
| | | | | | | | | | | | | 215 A | Northwestern St. | 1 | 11 |
| | | | | | | | | | | | | 271 H | North Dakota St. | 3 | 9 |
| | | | | | | | | | | | | 271 H | North Dakota St. | 4 | 7 |
| | | | | | | | | | | | | 271 H | North Dakota St. | 4 | 10 |
| | | | | | | | | | | | | 271 H | North Dakota St. | 6 | 9 |
| LAST 10 GAMES | | | | | | | | | | | | | | | |
| 201 A | Alabama St. | 7 | 2 | 295 H | Alabama A&M | 1 | 3 | 286 A | Alcorn | 3 | 4 | | | | |
| 201 A | Alabama St. | 5 | 10 | 295 H | Alabama A&M | 0 | 1 | 286 A | Alcorn | 5 | 1 | | | | |
| 201 A | Alabama St. | 3 | 12 | 295 H | Alabama A&M | 5 | 3 | 286 A | Alcorn | 2 | 3 | | | | |
| 215 A | Northwestern St. | 0 | 14 | 286 H | Alcorn | 0 | 13 | 286 H | Alcorn | 0 | 13 | | | | |
| 215 A | Northwestern St. | 1 | 11 | 286 H | Alcorn | 5 | 3 | 286 H | Alcorn | 5 | 3 | | | | |

Non-Div. I Games: Delta St. 1 8 Delta St. 4 15

Mississippi Val.

| RPI | S | Opponent | Score | |
|-----|---|-------------|-------|----|
| 286 | H | Alcorn | 3 | 11 |
| 295 | A | Alabama A&M | 4 | 3 |
| 295 | A | Alabama A&M | 6 | 9 |
| 295 | A | Alabama A&M | 6 | 4 |
| 295 | H | Alabama A&M | 5 | 3 |
| 295 | H | Alabama A&M | 0 | 1 |
| 295 | H | Alabama A&M | 1 | 3 |

Mississippi Val.

M
i
s
s
i
s
s
i
p
p
i
V
a
l
.

M
i
s
s
i
s
s
i
p
p
i
V
a
l
.

| | | | | | | | | | | | |
|-------------------|----------|-----------------|-------------------|----------------|-------|----------------------|---------------------------|----------|-------------|-----------------|---------------|
| Average RPI Win: | 259 | WON-LOST RECORD | WINNING PCT. RANK | LAST 10 GAMES | | STRENGTH OF SCHEDULE | OPP. STRENGTH OF SCHEDULE | TEAM RPI | ADJ RPI | CONF. RPI | ADJ CONF. RPI |
| Average RPI Loss: | 240 | | | | | | | | | | |
| DIV. I ONLY | | 10-23-0 | .30303 274 | 2-6-0 | | 299 | 294 | 295 | .35954 294 | 31 | 31 |
| DIV. I NON-CONF. | | 2-7-0 | .22222 273 | 1-0-0 | | 245 | 164 | 282 | .40889 282 | 31 | 31 |
| <hr/> | | | | | | | | | | | |
| TOTALS | RPI 1-25 | | RPI 26-50 | W-L RECORDS | | RPI 51-100 | | | RPI 101-150 | | RPI 150+ |
| 10-23-0 | 0-0-0 | | 0-0-0 | OVERALL | | 0-3-0 | | | 0-1-0 | | 10-19-0 |
| 7-4-0 | 0-0-0 | | 0-0-0 | HOME | | 0-0-0 | | | 0-0-0 | | 7-4-0 |
| 2-15-0 | 0-0-0 | | 0-0-0 | AWAY | | 0-3-0 | | | 0-1-0 | | 2-11-0 |
| 1-4-0 | 0-0-0 | | 0-0-0 | NEUTRAL | | 0-0-0 | | | 0-0-0 | | 1-4-0 |
| 2-7-0 | 0-0-0 | | 0-0-0 | NON-CONFERENCE | | 0-3-0 | | | 0-1-0 | | 2-3-0 |
| 1-0-0 | 0-0-0 | | 0-0-0 | HOME | | 0-0-0 | | | 0-0-0 | | 1-0-0 |
| 0-5-0 | 0-0-0 | | 0-0- | AWAY | | 0-3-0 | | | 0-1-0 | | 0-1-0 |
| 1-2-0 | 0-0-0 | | 0-0-0 | NEUTRAL | | 0-0-0 | | | 0-0-0 | | 1-2-0 |
| 8-16-0 | 0-0-0 | | 0-0-0 | CONFERENCE | | 0-0-0 | | | 0-0-0 | | 8-16-0 |
| 6-4-0 | 0-0-0 | | 0-0-0 | HOME | | 0-0-0 | | | 0-0-0 | | 6-4-0 |
| 2-10-0 | 0-0-0 | | 0-0-0 | AWAY | | 0-0-0 | | | 0-0-0 | | 2-10-0 |
| 0-2-0 | 0-0-0 | | 0-0-0 | NEUTRAL | | 0-0-0 | | | 0-0-0 | | 0-2-0 |
| RPI S | Opponent | Score | RPI S | Opponent | Score | RPI S | Opponent | Score | RPI S | Opponent | Score |
| | | | | | | 89 A | Memphis | 5 9 | 128 A | New Orleans | 0 5 |
| | | | | | | 89 A | Memphis | 1 11 | 155 A | Nicholls St. | 9 10 |
| | | | | | | 89 A | Memphis | 3 5 | 155 H | Nicholls St. | 6 5 |
| | | | | | | | | | 209 A | Jackson St. | 4 5 |
| | | | | | | | | | 209 H | Jackson St. | 13 8 |
| | | | | | | | | | 251 N | LIU Brooklyn | 4 9 |
| | | | | | | | | | 273 A | Texas Southern | 1 11 |
| | | | | | | | | | 273 A | Texas Southern | 1 9 |
| | | | | | | | | | 273 H | Texas Southern | 12 11 |
| | | | | | | | | | 273 H | Texas Southern | 8 5 |
| | | | | | | | | | 273 H | Texas Southern | 8 6 |
| | | | | | | | | | 274 N | Hofstra | 2 4 |
| | | | | | | | | | 276 N | Wagner | 11 4 |
| | | | | | | | | | 282 A | Grambling | 8 14 |
| | | | | | | | | | 282 A | Grambling | 5 8 |
| | | | | | | | | | 282 A | Grambling | 4 15 |
| | | | | | | | | | 282 H | Grambling | 3 2 |
| | | | | | | | | | 282 H | Grambling | 6 9 |
| | | | | | | | | | 282 H | Grambling | 3 11 |
| | | | | | | | | | 282 N | Grambling | 5 11 |
| | | | | | | | | | 284 A | Ark.-Pine Bluff | 8 9 |
| | | | | | | | | | 284 A | Ark.-Pine Bluff | 3 2 |
| | | | | | | | | | 284 A | Ark.-Pine Bluff | 7 3 |
| | | | | | | | | | 285 A | Prairie View | 1 3 |
| | | | | | | | | | 285 A | Prairie View | 1 3 |
| | | | | | | | | | 285 A | Prairie View | 13 15 |
| | | | | | | | | | 285 H | Prairie View | 6 5 |
| | | | | | | | | | 282 A | Grambling | 5 8 |
| | | | | | | | | | 282 A | Grambling | 4 15 |
| | | | | | | | | | 273 H | Texas Southern | 8 5 |
| | | | | | | | | | 273 H | Texas Southern | 12 11 |
| | | | | | | | | | 273 H | Texas Southern | 8 6 |
| | | | | | | | | | 282 A | Grambling | 5 8 |
| | | | | | | | | | 282 A | Grambling | 4 15 |
| | | | | | | | | | 273 H | Texas Southern | 8 5 |
| | | | | | | | | | 273 H | Texas Southern | 12 11 |
| | | | | | | | | | 273 H | Texas Southern | 8 6 |
| | | | | | | | | | 282 A | Grambling | 5 8 |
| | | | | | | | | | 282 A | Grambling | 4 15 |
| | | | | | | | | | 273 H | Texas Southern | 8 5 |
| | | | | | | | | | 273 H | Texas Southern | 12 11 |
| | | | | | | | | | 273 H | Texas Southern | 8 6 |
| | | | | | | | | | 282 A | Grambling | 5 8 |
| | | | | | | | | | 282 A | Grambling | 4 15 |
| | | | | | | | | | 273 H | Texas Southern | 8 5 |
| | | | | | | | | | 273 H | Texas Southern | 12 11 |
| | | | | | | | | | 273 H | Texas Southern | 8 6 |
| | | | | | | | | | 282 A | Grambling | 5 8 |
| | | | | | | | | | 282 A | Grambling | 4 15 |
| | | | | | | | | | 273 H | Texas Southern | 8 5 |
| | | | | | | | | | 273 H | Texas Southern | 12 11 |
| | | | | | | | | | 273 H | Texas Southern | 8 6 |
| | | | | | | | | | 282 A | Grambling | 5 8 |
| | | | | | | | | | 282 A | Grambling | 4 15 |
| | | | | | | | | | 273 H | Texas Southern | 8 5 |
| | | | | | | | | | 273 H | Texas Southern | 12 11 |
| | | | | | | | | | 273 H | Texas Southern | 8 6 |
| | | | | | | | | | 282 A | Grambling | 5 8 |
| | | | | | | | | | 282 A | Grambling | 4 15 |
| | | | | | | | | | 273 H | Texas Southern | 8 5 |
| | | | | | | | | | 273 H | Texas Southern | 12 11 |
| | | | | | | | | | 273 H | Texas Southern | 8 6 |
| | | | | | | | | | 282 A | Grambling | 5 8 |
| | | | | | | | | | 282 A | Grambling | 4 15 |
| | | | | | | | | | 273 H | Texas Southern | 8 5 |
| | | | | | | | | | 273 H | Texas Southern | 12 11 |
| | | | | | | | | | 273 H | Texas Southern | 8 6 |
| | | | | | | | | | 282 A | Grambling | 5 8 |
| | | | | | | | | | 282 A | Grambling | 4 15 |
| | | | | | | | | | 273 H | Texas Southern | 8 5 |
| | | | | | | | | | 273 H | Texas Southern | 12 11 |
| | | | | | | | | | 273 H | Texas Southern | 8 6 |
| | | | | | | | | | 282 A | Grambling | 5 8 |
| | | | | | | | | | 282 A | Grambling | 4 15 |
| | | | | | | | | | 273 H | Texas Southern | 8 5 |
| | | | | | | | | | 273 H | Texas Southern | 12 11 |
| | | | | | | | | | 273 H | Texas Southern | 8 6 |
| | | | | | | | | | 282 A | Grambling | 5 8 |
| | | | | | | | | | 282 A | Grambling | 4 15 |
| | | | | | | | | | 273 H | Texas Southern | 8 5 |
| | | | | | | | | | 273 H | Texas Southern | 12 11 |
| | | | | | | | | | 273 H | Texas Southern | 8 6 |
| | | | | | | | | | 282 A | Grambling | 5 8 |
| | | | | | | | | | 282 A | Grambling | 4 15 |
| | | | | | | | | | 273 H | Texas Southern | 8 5 |
| | | | | | | | | | 273 H | Texas Southern | 12 11 |
| | | | | | | | | | 273 H | Texas Southern | 8 6 |
| | | | | | | | | | 282 A | Grambling | 5 8 |
| | | | | | | | | | 282 A | Grambling | 4 15 |
| | | | | | | | | | 273 H | Texas Southern | 8 5 |
| | | | | | | | | | 273 H | Texas Southern | 12 11 |
| | | | | | | | | | 273 H | Texas Southern | 8 6 |
| | | | | | | | | | 282 A | Grambling | 5 8 |
| | | | | | | | | | 282 A | Grambling | 4 15 |
| | | | | | | | | | 273 H | Texas Southern | 8 5 |
| | | | | | | | | | 273 H | Texas Southern | 12 11 |
| | | | | | | | | | 273 H | Texas Southern | 8 6 |
| | | | | | | | | | 282 A | Grambling | 5 8 |
| | | | | | | | | | 282 A | Grambling | 4 15 |
| | | | | | | | | | 273 H | Texas Southern | 8 5 |
| | | | | | | | | | 273 H | Texas Southern | 12 11 |
| | | | | | | | | | 273 H | Texas Southern | 8 6 |
| | | | | | | | | | 282 A | Grambling | 5 8 |
| | | | | | | | | | 282 A | Grambling | 4 15 |
| | | | | | | | | | 273 H | Texas Southern | 8 5 |
| | | | | | | | | | 273 H | Texas Southern | 12 11 |
| | | | | | | | | | 273 H | Texas Southern | 8 6 |
| | | | | | | | | | 282 A | Grambling | 5 8 |
| | | | | | | | | | 282 A | Grambling | 4 15 |
| | | | | | | | | | 273 H | Texas Southern | 8 5 |
| | | | | | | | | | 273 H | Texas Southern | 12 11 |
| | | | | | | | | | 273 H | Texas Southern | 8 6 |
| | | | | | | | | | 282 A | Grambling | 5 8 |
| | | | | | | | | | 282 A | Grambling | 4 15 |
| | | | | | | | | | 273 H | Texas Southern | 8 5 |
| | | | | | | | | | 273 H | Texas Southern | 12 11 |
| | | | | | | | | | 273 H | Texas Southern | 8 6 |
| | | | | | | | | | 282 A | Grambling | 5 8 |
| | | | | | | | | | 282 A | Grambling | 4 15 |
| | | | | | | | | | 273 H | Texas Southern | 8 5 |
| | | | | | | | | | 273 H | Texas Southern | 12 11 |
| | | | | | | | | | 273 H | Texas Southern | 8 6 |
| | | | | | | | | | 282 A | Grambling | 5 8 |
| | | | | | | | | | 282 A | Grambling | 4 15 |
| | | | | | | | | | 273 H | Texas Southern | 8 5 |
| | | | | | | | | | 273 H | Texas Southern | 12 11 |
| | | | | | | | | | 273 H | Texas Southern | 8 6 |
| | | | | | | | | | 282 A | Grambling | 5 8 |
| | | | | | | | | | 282 A | Grambling | 4 15 |
| | | | | | | | | | 273 H | Texas Southern | 8 5 |
| | | | | | | | | | 273 H | Texas Southern | 12 11 |
| | | | | | | | | | 273 H | Texas Southern | 8 6 |
| | | | | | | | | | 282 A | Grambling | 5 8 |
| | | | | | | | | | 282 A | Grambling | 4 15 |
| | | | | | | | | | 273 H | Texas Southern | 8 5 |
| | | | | | | | | | 273 H | Texas Southern | 12 11 |
| | | | | | | | | | 273 H | Texas Southern | 8 6 |
| | | | | | | | | | 282 A | Grambling | 5 8 |
| | | | | | | | | | 282 A | Grambling | 4 15 |
| | | | | | | | | | 273 H | Texas Southern | 8 5 |
| | | | | | | | | | 273 H | Texas Southern | 12 11 |
| | | | | | | | | | 273 H | Texas Southern | 8 6 |
| | | | | | | | | | 282 A | Grambling | 5 8 |
| | | | | | | | | | 282 A | Grambling | 4 15 |
| | | | | | | | | | 273 H | Texas Southern | 8 5 |
| | | | | | | | | | 273 H | Texas Southern | 12 11 |
| | | | | | | | | | 273 H | Texas Southern | 8 6 |
| | | | | | | | | | 282 A | Grambling | 5 8 |
| | | | | | | | | | 282 A | Grambling | 4 15 |
| | | | | | | | | | 273 H | Texas Southern | 8 5 |
| | | | | | | | | | 273 H | Texas Southern | 12 11 |
| | | | | | | | | | 273 H | Texas Southern | 8 6 |
| | | | | | | | | | 282 A | Grambling | 5 8 |
| | | | | | | | | | 282 A | Grambling | 4 15 |
| | | | | | | | | | 273 H | Texas Southern | 8 5 |
| | | | | | | | | | 273 H | Texas Southern | 12 11 |
| | | | | | | | | | 273 H | Texas Southern | 8 6 |
| | | | | | | | | | 282 A | Grambling | 5 8 |
| | | | | | | | | | 282 A | Grambling | 4 15 |
| | | | | | | | | | 273 H | Texas Southern | 8 5 |
| | | | | | | | | | 273 H | Texas Southern | 12 11 |
| | | | | | | | | | 273 H | Texas Southern | 8 6 |
| | | | | | | | | | 282 A | Grambling | 5 8 |
| | | | | | | | | | 282 A | Grambling | 4 15 |
| | | | | | | | | | 2 | | |

Non-Div. I Games: Loyola (LA)

| | | | | |
|---|---|----------------|---|---|
| 2 | 1 | LSU-Alexandria | 7 | 1 |
|---|---|----------------|---|---|

| | | |
|-------------|----|---|
| Loyola (LA) | 13 | 6 |
|-------------|----|---|

Southern U.

| RPI | S | Opponent | Score |
|-----|---|--------------|-------|
| 285 | H | Prairie View | 6 14 |
| 285 | H | Prairie View | 6 8 |
| 286 | N | Alcorn | 5 6 |

Southern U.

S
o
u
t
h
e
r
n
U
.

S
o
u
t
h
e
r
n
U
.

| | | | | | | | | | | | | | | | |
|-------------------|----------|-----------|-----------|----------------|-------------|---------------|-------|-------------|--------|------------------|-------|--------------|-----------------|-----------------|-------|
| Average RPI Win: | 283 | WON-LOST | WINNING | LAST 10 | STRENGTH OF | OPP. STRENGTH | TEAM | ADJ | CONF. | ADJ CONF. | | | | | |
| Average RPI Loss: | 209 | RECORD | PCT. RANK | GAMES | SCHEDULE | OF SCHEDULE | RPI | RPI | RPI | RPI | | | | | |
| DIV. I ONLY | | 12-35-0 | .25532 | 284 | 4-5-0 | 296 | 288 | 293 | .35925 | 295 | 31 | 31 | | | |
| DIV. I NON-CONF. | | 3-20-0 | .13043 | 290 | 0-3-0 | 293 | 288 | 297 | .34722 | 297 | 31 | 31 | | | |
| <hr/> | | | | | | | | | | | | | | | |
| TOTALS | RPI 1-25 | RPI 26-50 | | W-L RECORDS | | RPI 51-100 | | RPI 101-150 | | RPI 150+ | | | | | |
| 12-35-0 | 0-0-0 | 0-1-0 | | OVERALL | | 0-2-0 | | 0-4-0 | | 12-28-0 | | | | | |
| 5-15-0 | 0-0-0 | 0-0-0 | | HOME | | 0-1-0 | | 0-1-0 | | 5-13-0 | | | | | |
| 7-19-0 | 0-0-0 | 0-1-0 | | AWAY | | 0-1-0 | | 0-3-0 | | 7-14-0 | | | | | |
| 0-1-0 | 0-0-0 | 0-0-0 | | NEUTRAL | | 0-0-0 | | 0-0-0 | | 0-1-0 | | | | | |
| 3-20-0 | 0-0-0 | 0-1-0 | | NON-CONFERENCE | | 0-2-0 | | 0-4-0 | | 3-13-0 | | | | | |
| 2-4-0 | 0-0-0 | 0-0-0 | | HOME | | 0-1-0 | | 0-1-0 | | 2-2-0 | | | | | |
| 1-16-0 | 0-0-0 | 0-0- | | AWAY | | 0-1-0 | | 0-3-0 | | 1-11-0 | | | | | |
| 0-0-0 | 0-0-0 | 0-0-0 | | NEUTRAL | | 0-0-0 | | 0-0-0 | | 0-0-0 | | | | | |
| 9-15-0 | 0-0-0 | 0-0-0 | | CONFERENCE | | 0-0-0 | | 0-0-0 | | 9-15-0 | | | | | |
| 3-11-0 | 0-0-0 | 0-0-0 | | HOME | | 0-0-0 | | 0-0-0 | | 3-11-0 | | | | | |
| 6-3-0 | 0-0-0 | 0-0-0 | | AWAY | | 0-0-0 | | 0-0-0 | | 6-3-0 | | | | | |
| 0-1-0 | 0-0-0 | 0-0-0 | | NEUTRAL | | 0-0-0 | | 0-0-0 | | 0-1-0 | | | | | |
| RPI | S | Opponent | Score | RPI | S | Opponent | Score | RPI | S | Opponent | Score | | | | |
| | | | | 43 | A | South Ala. | 1 11 | 88 | A | Tennessee Tech | 3 17 | | | | |
| | | | | | | | | 88 | H | Tennessee Tech | 4 10 | | | | |
| | | | | | | | | | | 106 | A | Samford | 3 11 | | |
| | | | | | | | | | | 106 | H | Samford | 1 31 | | |
| | | | | | | | | | | 123 | A | Morehead St. | 2 12 | | |
| | | | | | | | | | | 123 | A | Morehead St. | 6 13 | | |
| | | | | | | | | | | 164 | A | Texas St. | 0 10 | | |
| | | | | | | | | | | 164 | A | Texas St. | 3 8 | | |
| | | | | | | | | | | 164 | A | Texas St. | 2 7 | | |
| | | | | | | | | | | 189 | A | UAB | 1 7 | | |
| | | | | | | | | | | 189 | A | UAB | 2 8 | | |
| | | | | | | | | | | 201 | A | Alabama St. | 2 14 | | |
| | | | | | | | | | | 201 | A | Alabama St. | 5 2 | | |
| | | | | | | | | | | 201 | A | Alabama St. | 4 5 | | |
| | | | | | | | | | | 201 | H | Alabama St. | 3 5 | | |
| | | | | | | | | | | 201 | H | Alabama St. | 2 11 | | |
| | | | | | | | | | | 201 | N | Alabama St. | 2 9 | | |
| | | | | | | | | | | 205 | A | UT Martin | 2 12 | | |
| | | | | | | | | | | 209 | H | Jackson St. | 2 14 | | |
| | | | | | | | | | | 209 | H | Jackson St. | 3 6 | | |
| | | | | | | | | | | 209 | H | Jackson St. | 3 9 | | |
| | | | | | | | | | | 229 | A | Eastern Ky. | 0 19 | | |
| | | | | | | | | | | 229 | A | Eastern Ky. | 6 16 | | |
| | | | | LAST 10 GAMES | | | | | | | 284 | H | Ark.-Pine Bluff | 4 5 | |
| | | | | 286 | H | Alcorn | 1 12 | 293 | A | Mississippi Val. | 3 1 | 284 | H | Ark.-Pine Bluff | 5 9 |
| | | | | 286 | H | Alcorn | 12 1 | 293 | A | Mississippi Val. | 1 0 | 284 | H | Ark.-Pine Bluff | 1 4 |
| | | | | 286 | H | Alcorn | 8 6 | 293 | A | Mississippi Val. | 3 5 | 286 | A | Alcorn | 4 0 |
| | | | | 205 | A | UT Martin | 2 12 | 88 | H | Tennessee Tech | 4 10 | 286 | A | Alcorn | 7 0 |
| | | | | 106 | H | Samford | 1 31 | 284 | H | Ark.-Pine Bluff | 5 9 | 286 | A | Alcorn | 13 10 |

Non-Div. I Games: North Ala.

| | | | | |
|---|----|------------|---|----|
| 1 | 12 | North Ala. | 6 | 10 |
|---|----|------------|---|----|

Alabama A&M

| RPI | S | Opponent | Score | |
|-----|---|------------------|-------|----|
| 286 | H | Alcorn | 12 | 1 |
| 286 | H | Alcorn | 1 | 12 |
| 286 | H | Alcorn | 8 | 6 |
| 287 | A | Savannah St. | 1 | 17 |
| 287 | A | Savannah St. | 0 | 10 |
| 287 | A | Savannah St. | 4 | 3 |
| 287 | A | Savannah St. | 4 | 6 |
| 293 | A | Mississippi Val. | 3 | 5 |
| 293 | A | Mississippi Val. | 3 | 1 |
| 293 | A | Mississippi Val. | 1 | 0 |
| 293 | H | Mississippi Val. | 9 | 6 |
| 293 | H | Mississippi Val. | 4 | 6 |
| 293 | H | Mississippi Val. | 3 | 4 |
| 297 | H | Fort Wayne | 5 | 3 |
| 297 | H | Fort Wayne | 8 | 6 |
| 297 | H | Fort Wayne | 1 | 15 |
| 297 | H | Fort Wayne | 6 | 10 |

Alabama A&M

A
l
a
b
a
m
a
A
&
M

A
l
a
b
a
m
a
A
&
M

| Average RPI Win: 253 | | WON-LOST RECORD | | WINNING PCT. RANK | | LAST 10 GAMES | | STRENGTH OF SCHEDULE | | OPP. STRENGTH OF SCHEDULE | | TEAM RPI | | ADJ RPI | | CONF. RPI | | ADJ CONF. RPI | |
|----------------------|---|-----------------|--|-------------------|---|-----------------|---|----------------------|-----|---------------------------|-----------------|----------|----|-----------------|---|-----------------|---|---------------|--|
| DIV. I ONLY | | 3-34-1 | | .09211 298 | | 0-10-0 | | 224 | | 295 | | 296 | | .3585 296 | | 32 | | 32 | |
| DIV. I NON-CONF. | | 3-34-1 | | .09211 296 | | 0-10-0 | | 222 | | 298 | | 296 | | .3585 296 | | 32 | | 32 | |
| TOTALS | | RPI 1-25 | | RPI 26-50 | | W-L RECORDS | | RPI 51-100 | | RPI 101-150 | | RPI 150+ | | | | | | | |
| 3-34-1 | | 0-0-0 | | 0-1-0 | | OVERALL | | 0-0-0 | | 0-0-0 | | 3-33-1 | | | | | | | |
| 3-11-1 | | 0-0-0 | | 0-0-0 | | HOME | | 0-0-0 | | 0-0-0 | | 3-11-1 | | | | | | | |
| 0-23-0 | | 0-0-0 | | 0-1-0 | | AWAY | | 0-0-0 | | 0-0-0 | | 0-21-0 | | | | | | | |
| 0-0-0 | | 0-0-0 | | 0-0-0 | | NEUTRAL | | 0-0-0 | | 0-0-0 | | 0-0-0 | | | | | | | |
| 3-34-1 | | 0-0-0 | | 0-1-0 | | NON-CONFERENCE | | 0-0-0 | | 0-0-0 | | 3-33-1 | | | | | | | |
| 3-11-1 | | 0-0-0 | | 0-0-0 | | HOME | | 0-0-0 | | 0-0-0 | | 3-11-1 | | | | | | | |
| 0-23-0 | | 0-0-0 | | 0-0- | | AWAY | | 0-0-0 | | 0-0-0 | | 0-22-0 | | | | | | | |
| 0-0-0 | | 0-0-0 | | 0-0-0 | | NEUTRAL | | 0-0-0 | | 0-0-0 | | 0-0-0 | | | | | | | |
| 0-0-0 | | 0-0-0 | | 0-0-0 | | CONFERENCE | | 0-0-0 | | 0-0-0 | | 0-0-0 | | | | | | | |
| 0-0-0 | | 0-0-0 | | 0-0-0 | | HOME | | 0-0-0 | | 0-0-0 | | 0-0-0 | | | | | | | |
| 0-0-0 | | 0-0-0 | | 0-0-0 | | AWAY | | 0-0-0 | | 0-0-0 | | 0-0-0 | | | | | | | |
| 0-0-0 | | 0-0-0 | | 0-0-0 | | NEUTRAL | | 0-0-0 | | 0-0-0 | | 0-0-0 | | | | | | | |
| RPI | S | Opponent | | Score | | RPI | S | Opponent | | Score | | RPI | S | Opponent | | Score | | | |
| | | | | 36 | A | St. John's (NY) | 8 | | | | | 168 | H | Fairfield | 2 | 8 | | | |
| | | | | | | | | | | | | 177 | A | Northeastern | 0 | 11 | | | |
| | | | | | | | | | | | | 177 | A | Northeastern | 7 | 16 | | | |
| | | | | | | | | | | | | 177 | A | Northeastern | 3 | 8 | | | |
| | | | | | | | | | | | | 177 | A | Northeastern | 3 | 12 | | | |
| | | | | | | | | | | | | 187 | A | Arkansas St. | 5 | 11 | | | |
| | | | | | | | | | | | | 187 | A | Arkansas St. | 2 | 5 | | | |
| | | | | | | | | | | | | 187 | A | Arkansas St. | 5 | 13 | | | |
| | | | | | | | | | | | | 187 | A | Arkansas St. | 0 | 6 | | | |
| | | | | | | | | | | | | 191 | A | Navy | 0 | 12 | | | |
| | | | | | | | | | | | | 191 | A | Navy | 2 | 10 | | | |
| | | | | | | | | | | | | 191 | A | Navy | 5 | 10 | | | |
| | | | | | | | | | | | | 191 | A | Navy | 3 | 15 | | | |
| | | | | | | | | | | | | 192 | A | Stony Brook | 2 | 7 | | | |
| | | | | | | | | | | | | 192 | H | Stony Brook | 8 | 11 | | | |
| | | | | | | | | | | | | 203 | A | Monmouth | 1 | 7 | | | |
| | | | | | | | | | | | | 203 | A | Monmouth | 4 | 10 | | | |
| | | | | | | | | | | | | 208 | A | Georgetown | 0 | 9 | | | |
| | | | | | | | | | | | | 208 | A | Georgetown | 4 | 6 | | | |
| | | | | | | | | | | | | 208 | A | Georgetown | 3 | 13 | | | |
| | | | | | | | | | | | | 217 | H | Albany (NY) | 3 | 0 | | | |
| | | | | | | | | | | | | 217 | H | Albany (NY) | 1 | 8 | | | |
| | | | | | | | | | | | | 231 | A | Army West Point | 3 | 8 | | | |
| | | | | | | | | | | | | 249 | A | Iona | 4 | 13 | | | |
| | | | | | | | | | | | | 249 | H | Iona | 1 | 9 | | | |
| | | | | | | | | | | | | 251 | A | LIU Brooklyn | 5 | 9 | | | |
| | | | | | | | | | | | | 256 | H | Siena | 0 | 6 | | | |
| LAST 10 GAMES | | | | 192 | H | Stony Brook | 8 | 11 | 177 | A | Northeastern | 3 | 8 | 231 | A | Army West Point | 3 | 8 | |
| | | | | 203 | A | Monmouth | 1 | 7 | 177 | A | Northeastern | 0 | 11 | 249 | A | Iona | 4 | 13 | |
| | | | | 203 | A | Monmouth | 4 | 10 | 177 | A | Northeastern | 3 | 12 | 249 | H | Iona | 1 | 9 | |
| | | | | 251 | A | LIU Brooklyn | 5 | 9 | 231 | A | Army West Point | 3 | 8 | 251 | A | LIU Brooklyn | 5 | 9 | |
| | | | | 177 | A | Northeastern | 7 | 16 | 36 | A | St. John's (NY) | 8 | 13 | 256 | H | Siena | 0 | 6 | |

Non-Div. I Games:

NYIT

| RPI | S | Opponent | Score |
|-----|---|--------------|-------|
| 256 | H | Siena | 5 5 |
| 256 | H | Siena | 3 5 |
| 258 | H | Sacred Heart | 2 6 |
| 258 | H | Sacred Heart | 0 6 |
| 258 | H | Sacred Heart | 4 3 |
| 274 | A | Hofstra | 3 14 |
| 274 | H | Hofstra | 5 6 |
| 276 | H | Wagner | 0 5 |
| 276 | H | Wagner | 0 4 |
| 283 | H | Lehigh | 6 4 |

NYIT

| Average RPI Win: 283 | | WON-LOST | WINNING | LAST 10 | STRENGTH OF | | OPP. STRENGTH | TEAM | ADJ | CONF. | ADJ CONF. |
|-----------------------|------------|----------|-----------|---------|----------------|-------|---------------|-------|------------------|--------|-----------|
| Average RPI Loss: 203 | | RECORD | PCT. RANK | GAMES | SCHEDULE | | OF SCHEDULE | RPI | RPI | RPI | RPI |
| DIV. I ONLY | | 5-33-0 | .13158 | 296 | 1-8-0 | | 277 | 292 | 297 | .35566 | 297 |
| DIV. I NON-CONF. | | 3-14-0 | .17647 | 282 | 0-1-0 | | 296 | 295 | 294 | .36878 | 295 |
| TOTALS | | RPI 1-25 | RPI 26-50 | | W-L RECORDS | | RPI 51-100 | | RPI 101-150 | | RPI 150+ |
| 5-33-0 | | 0-1-0 | 0-0-0 | | OVERALL | | 0-1-0 | | 0-9-0 | | 5-22-0 |
| 1-9-0 | | 0-0-0 | 0-0-0 | | HOME | | 0-0-0 | | 0-4-0 | | 1-5-0 |
| 3-21-0 | | 0-1-0 | 0-0-0 | | AWAY | | 0-1-0 | | 0-5-0 | | 3-14-0 |
| 1-3-0 | | 0-0-0 | 0-0-0 | | NEUTRAL | | 0-0-0 | | 0-0-0 | | 1-3-0 |
| 3-14-0 | | 0-1-0 | 0-0-0 | | NON-CONFERENCE | | 0-1-0 | | 0-3-0 | | 3-9-0 |
| 0-1-0 | | 0-0-0 | 0-0-0 | | HOME | | 0-0-0 | | 0-1-0 | | 0-0-0 |
| 2-10-0 | | 0-1-0 | 0-0- | | AWAY | | 0-1-0 | | 0-2-0 | | 2-6-0 |
| 1-3-0 | | 0-0-0 | 0-0-0 | | NEUTRAL | | 0-0-0 | | 0-0-0 | | 1-3-0 |
| 2-19-0 | | 0-0-0 | 0-0-0 | | CONFERENCE | | 0-0-0 | | 0-6-0 | | 2-13-0 |
| 1-8-0 | | 0-0-0 | 0-0-0 | | HOME | | 0-0-0 | | 0-3-0 | | 1-5-0 |
| 1-11-0 | | 0-0-0 | 0-0-0 | | AWAY | | 0-0-0 | | 0-3-0 | | 1-8-0 |
| 0-0-0 | | 0-0-0 | 0-0-0 | | NEUTRAL | | 0-0-0 | | 0-0-0 | | 0-0-0 |
| RPI S | Opponent | Score | | RPI S | Opponent | Score | | RPI S | Opponent | Score | |
| 7 A | Louisville | 2 | 12 | | | | | 95 A | Purdue | 0 | 18 |
| | | | | | | | | 103 A | Oral Roberts | 1 | 15 |
| | | | | | | | | 103 A | Oral Roberts | 0 | 10 |
| | | | | | | | | 103 A | Oral Roberts | 2 | 11 |
| | | | | | | | | 103 H | Oral Roberts | 2 | 14 |
| | | | | | | | | 103 H | Oral Roberts | 1 | 15 |
| | | | | | | | | 103 H | Oral Roberts | 1 | 3 |
| | | | | | | | | 148 A | Butler | 3 | 13 |
| | | | | | | | | 148 A | Butler | 0 | 2 |
| | | | | | | | | 148 H | Butler | 3 | 10 |
| | | | | | | | | 156 N | Canisius | 4 | 8 |
| | | | | | | | | 156 N | Canisius | 6 | 13 |
| | | | | | | | | 219 A | Little Rock | 1 | 5 |
| | | | | | | | | 219 A | Little Rock | 2 | 3 |
| | | | | | | | | 219 A | Little Rock | 2 | 17 |
| | | | | | | | | 219 A | Little Rock | 5 | 9 |
| | | | | | | | | 248 A | South Dakota St. | 2 | 12 |
| | | | | | | | | 248 A | South Dakota St. | 0 | 1 |
| | | | | | | | | 248 A | South Dakota St. | 6 | 10 |
| | | | | | | | | 268 A | Western Ill. | 1 | 4 |
| | | | | | | | | 268 A | Western Ill. | 5 | 6 |
| | | | | | | | | 268 A | Western Ill. | 5 | 1 |
| | | | | | | | | 268 H | Western Ill. | 2 | 0 |
| | | | | | | | | 268 H | Western Ill. | 4 | 7 |
| | | | | | | | | 268 H | Western Ill. | 5 | 15 |
| | | | | | | | | 271 A | North Dakota St. | 4 | 6 |
| | | | | | | | | 271 A | North Dakota St. | 1 | 2 |
| | | | | | | | | 271 A | North Dakota St. | 1 | 2 |
| | | | | | | | | 271 A | North Dakota St. | 2 | 12 |
| LAST 10 GAMES | | | | | | | | | | | |
| | | | | 103 A | Oral Roberts | 2 | 11 | 268 H | Western Ill. | 2 | 0 |
| | | | | 103 A | Oral Roberts | 0 | 10 | 268 H | Western Ill. | 4 | 7 |
| | | | | 103 A | Oral Roberts | 1 | 15 | 271 A | North Dakota St. | 2 | 12 |
| | | | | 95 A | Purdue | 0 | 18 | 271 A | North Dakota St. | 1 | 2 |
| | | | | 268 H | Western Ill. | 5 | 15 | 271 A | North Dakota St. | 4 | 6 |

Non-Div. I Games: Goshen 6 4 Cleary 12 1 Ind.-South Bend 10 11

Fort Wayne

F
o
r
t
W
a
y
n
e

| RPI | S | Opponent | Score | |
|-----|---|-------------|-------|----|
| 277 | H | Omaha | 8 | 9 |
| 277 | H | Omaha | 1 | 14 |
| 277 | H | Omaha | 1 | 4 |
| 281 | N | Chicago St. | 5 | 7 |
| 289 | N | NJIT | 5 | 3 |
| 295 | A | Alabama A&M | 10 | 6 |
| 295 | A | Alabama A&M | 15 | 1 |
| 295 | A | Alabama A&M | 3 | 5 |
| 295 | A | Alabama A&M | 6 | 8 |

Fort Wayne

Fort Wayne

| | | | | | | | | | | | | | | | | | | | | | |
|--------------------|----------|-----------------|-------------------|----------------|----------------------|---------------------------|-------------|--------------------|-----------|-------------------|--------------|----|----|--------------------|----|-----|-----|--------------|--------------|----|----|
| Average RPI Win: | 265 | WON-LOST RECORD | WINNING PCT. RANK | LAST 10 GAMES | STRENGTH OF SCHEDULE | OPP. STRENGTH OF SCHEDULE | TEAM RPI | ADJ RPI | CONF. RPI | ADJ CONF. RPI | | | | | | | | | | | |
| Average RPI Loss: | 212 | | | | | | | | | | | | | | | | | | | | |
| DIV. I ONLY | 6-32-0 | .15789 | 294 | 2-8-0 | 289 | 289 | 298 | .3453 | 298 | 30 | 30 | | | | | | | | | | |
| DIV. I NON-CONF. | 2-16-0 | .11111 | 292 | 0-2-0 | 292 | 285 | 298 | .34115 | 298 | 27 | 27 | | | | | | | | | | |
| <hr/> | | | | | | | | | | | | | | | | | | | | | |
| TOTALS | RPI 1-25 | RPI 26-50 | | W-L RECORDS | RPI 51-100 | | RPI 101-150 | | RPI 150+ | | | | | | | | | | | | |
| 6-32-0 | 0-0-0 | 0-0-0 | | OVERALL | 0-0-0 | | 0-5-0 | | 6-27-0 | | | | | | | | | | | | |
| 5-9-0 | 0-0-0 | 0-0-0 | | HOME | 0-0-0 | | 0-0-0 | | 5-9-0 | | | | | | | | | | | | |
| 1-23-0 | 0-0-0 | 0-0-0 | | AWAY | 0-0-0 | | 0-5-0 | | 1-18-0 | | | | | | | | | | | | |
| 0-0-0 | 0-0-0 | 0-0-0 | | NEUTRAL | 0-0-0 | | 0-0-0 | | 0-0-0 | | | | | | | | | | | | |
| <hr/> | | | | | | | | | | | | | | | | | | | | | |
| 2-16-0 | 0-0-0 | 0-0-0 | | NON-CONFERENCE | 0-0-0 | | 0-5-0 | | 2-11-0 | | | | | | | | | | | | |
| 2-2-0 | 0-0-0 | 0-0-0 | | HOME | 0-0-0 | | 0-0-0 | | 2-2-0 | | | | | | | | | | | | |
| 0-14-0 | 0-0-0 | 0-0- | | AWAY | 0-0-0 | | 0-5-0 | | 0-9-0 | | | | | | | | | | | | |
| 0-0-0 | 0-0-0 | 0-0-0 | | NEUTRAL | 0-0-0 | | 0-0-0 | | 0-0-0 | | | | | | | | | | | | |
| <hr/> | | | | | | | | | | | | | | | | | | | | | |
| 4-16-0 | 0-0-0 | 0-0-0 | | CONFERENCE | 0-0-0 | | 0-0-0 | | 4-16-0 | | | | | | | | | | | | |
| 3-7-0 | 0-0-0 | 0-0-0 | | HOME | 0-0-0 | | 0-0-0 | | 3-7-0 | | | | | | | | | | | | |
| 1-9-0 | 0-0-0 | 0-0-0 | | AWAY | 0-0-0 | | 0-0-0 | | 1-9-0 | | | | | | | | | | | | |
| 0-0-0 | 0-0-0 | 0-0-0 | | NEUTRAL | 0-0-0 | | 0-0-0 | | 0-0-0 | | | | | | | | | | | | |
| <hr/> | | | | | | | | | | | | | | | | | | | | | |
| RPI | S | Opponent | Score | RPI | S | Opponent | Score | RPI | S | Opponent | Score | | | | | | | | | | |
| | | | | | | | | 119 | A | Duke | 3 | 10 | | | | | | | | | |
| | | | | | | | | 124 | A | New Mexico St. | 2 | 13 | | | | | | | | | |
| | | | | | | | | 124 | A | New Mexico St. | 3 | 6 | | | | | | | | | |
| | | | | | | | | 124 | A | New Mexico St. | 4 | 25 | | | | | | | | | |
| | | | | | | | | 124 | A | New Mexico St. | 1 | 29 | | | | | | | | | |
| | | | | | | | | 154 | A | UMBC | 1 | 14 | | | | | | | | | |
| | | | | | | | | 154 | A | UMBC | 7 | 19 | | | | | | | | | |
| | | | | | | | | 163 | A | Central Conn. St. | 1 | 9 | | | | | | | | | |
| | | | | | | | | 163 | A | Central Conn. St. | 0 | 4 | | | | | | | | | |
| | | | | | | | | 163 | A | Central Conn. St. | 0 | 2 | | | | | | | | | |
| | | | | | | | | 163 | H | Central Conn. St. | 3 | 11 | | | | | | | | | |
| | | | | | | | | 163 | H | Central Conn. St. | 2 | 7 | | | | | | | | | |
| | | | | | | | | 163 | H | Central Conn. St. | 5 | 7 | | | | | | | | | |
| | | | | | | | | 196 | H | George Mason | 4 | 19 | | | | | | | | | |
| | | | | | | | | 208 | H | Georgetown | 2 | 13 | | | | | | | | | |
| | | | | | | | | 212 | A | N.C. A&T | 7 | 14 | | | | | | | | | |
| | | | | | | | | 212 | A | N.C. A&T | 1 | 3 | | | | | | | | | |
| | | | | | | | | 212 | A | N.C. A&T | 2 | 4 | | | | | | | | | |
| | | | | | | | | 251 | A | LIU Brooklyn | 11 | 8 | | | | | | | | | |
| | | | | | | | | 251 | A | LIU Brooklyn | 8 | 12 | | | | | | | | | |
| | | | | | | | | 251 | A | LIU Brooklyn | 10 | 12 | | | | | | | | | |
| | | | | | | | | LAST 10 GAMES | | | | | | | | 251 | H | LIU Brooklyn | 18 | 8 | |
| | | | | | | | | 258 H Sacred Heart | | | | 4 | 7 | 251 A LIU Brooklyn | 10 | 12 | 251 | H | LIU Brooklyn | 8 | 7 |
| | | | | | | | | 258 H Sacred Heart | | | | 7 | 0 | 251 A LIU Brooklyn | 11 | 8 | 251 | H | LIU Brooklyn | 11 | 15 |
| | | | | | | | | 258 H Sacred Heart | | | | 4 | 17 | 292 A Coppin St. | 6 | 9 | 258 | H | Sacred Heart | 7 | 0 |
| 258 H Sacred Heart | | | | 7 | 19 | 208 H Georgetown | 2 | 13 | 258 | H | Sacred Heart | 4 | 7 | | | | | | | | |
| 251 A LIU Brooklyn | | | | 8 | 12 | 163 H Central Conn. St. | 3 | 11 | 258 | H | Sacred Heart | 4 | 17 | | | | | | | | |

Non-Div. I Games:

Mt. St. Mary's

| RPI | S | Opponent | Score | |
|-----|---|---------------------|-------|----|
| 258 | H | Sacred Heart | 7 | 19 |
| 287 | A | Savannah St. | 5 | 6 |
| 287 | A | Savannah St. | 1 | 9 |
| 287 | A | Savannah St. | 8 | 9 |
| 288 | A | Fairleigh Dickinson | 1 | 4 |
| 288 | A | Fairleigh Dickinson | 2 | 15 |
| 288 | A | Fairleigh Dickinson | 5 | 6 |
| 288 | A | Fairleigh Dickinson | 2 | 5 |
| 290 | H | UMES | 2 | 1 |
| 290 | H | UMES | 2 | 0 |
| 292 | A | Coppin St. | 6 | 9 |

Mt. St. Mary's

M
t
.
S
t
.
M
a
r
y
'
s

M
t
.
S
t
.
M
a
r
y
'
s

| Average RPI Win: | 0 | WON-LOST | WINNING | LAST 10 | STRENGTH OF | OPP. STRENGTH | TEAM | ADJ | CONF. | ADJ CONF. | | |
|-------------------|----------|-----------|-----------|----------------|-------------|---------------------|-------|-------------|--------|---------------------|-------|----|
| Average RPI Loss: | 192 | RECORD | PCT. RANK | GAMES | SCHEDULE | OF SCHEDULE | RPI | RPI | RPI | RPI | | |
| DIV. I ONLY | | 0-28-0 | 0 | 299 | 0-10-0 | 250 | 280 | 299 | .3372 | 299 | 26 | 26 |
| DIV. I NON-CONF. | | 0-13-0 | 0 | 299 | 0-4-0 | 241 | 289 | 299 | .34077 | 299 | 25 | 25 |
| <hr/> | | | | | | | | | | | | |
| TOTALS | RPI 1-25 | RPI 26-50 | | W-L RECORDS | | RPI 51-100 | | RPI 101-150 | | RPI 150+ | | |
| 0-28-0 | 0-0-0 | 0-1-0 | | OVERALL | | 0-4-0 | | 0-3-0 | | 0-20-0 | | |
| 0-9-0 | 0-0-0 | 0-0-0 | | HOME | | 0-0-0 | | 0-3-0 | | 0-6-0 | | |
| 0-18-0 | 0-0-0 | 0-0-0 | | AWAY | | 0-4-0 | | 0-0-0 | | 0-14-0 | | |
| 0-1-0 | 0-0-0 | 0-1-0 | | NEUTRAL | | 0-0-0 | | 0-0-0 | | 0-0-0 | | |
| <hr/> | | | | | | | | | | | | |
| 0-13-0 | 0-0-0 | 0-1-0 | | NON-CONFERENCE | | 0-4-0 | | 0-0-0 | | 0-8-0 | | |
| 0-3-0 | 0-0-0 | 0-0-0 | | HOME | | 0-0-0 | | 0-0-0 | | 0-3-0 | | |
| 0-9-0 | 0-0-0 | 0-0- | | AWAY | | 0-4-0 | | 0-0-0 | | 0-5-0 | | |
| 0-1-0 | 0-0-0 | 0-1-0 | | NEUTRAL | | 0-0-0 | | 0-0-0 | | 0-0-0 | | |
| <hr/> | | | | | | | | | | | | |
| 0-15-0 | 0-0-0 | 0-0-0 | | CONFERENCE | | 0-0-0 | | 0-3-0 | | 0-12-0 | | |
| 0-6-0 | 0-0-0 | 0-0-0 | | HOME | | 0-0-0 | | 0-3-0 | | 0-3-0 | | |
| 0-9-0 | 0-0-0 | 0-0-0 | | AWAY | | 0-0-0 | | 0-0-0 | | 0-9-0 | | |
| 0-0-0 | 0-0-0 | 0-0-0 | | NEUTRAL | | 0-0-0 | | 0-0-0 | | 0-0-0 | | |
| <hr/> | | | | | | | | | | | | |
| RPI | S | Opponent | Score | RPI | S | Opponent | Score | RPI | S | Opponent | Score | |
| | | | | 36 | N | St. John's (NY) | 9 12 | 57 | A | Louisiana | 0 10 | |
| | | | | | | | | 57 | A | Louisiana | 1 6 | |
| | | | | | | | | 57 | A | Louisiana | 0 4 | |
| | | | | | | | | 70 | A | Seton Hall | 0 11 | |
| | | | | | | | | 149 | H | Marist | 2 6 | |
| | | | | | | | | 149 | H | Marist | 6 27 | |
| | | | | | | | | 149 | H | Marist | 6 17 | |
| | | | | | | | | 168 | A | Fairfield | 1 7 | |
| | | | | | | | | 168 | A | Fairfield | 4 6 | |
| | | | | | | | | 168 | A | Fairfield | 2 3 | |
| | | | | | | | | 183 | A | Niagara | 0 7 | |
| | | | | | | | | 183 | A | Niagara | 1 8 | |
| | | | | | | | | 183 | A | Niagara | 2 3 | |
| | | | | | | | | 226 | A | Fordham | 5 7 | |
| | | | | | | | | 226 | A | Fordham | 2 5 | |
| | | | | | | | | 243 | A | Quinnipiac | 1 13 | |
| | | | | | | | | 243 | A | Quinnipiac | 1 5 | |
| | | | | | | | | 243 | A | Quinnipiac | 0 7 | |
| | | | | | | | | 246 | H | Rider | 0 7 | |
| | | | | | | | | 246 | H | Rider | 4 28 | |
| | | | | | | | | 246 | H | Rider | 1 15 | |
| | | | | | | | | 251 | H | LIU Brooklyn | 10 12 | |
| | | | | | | | | 276 | H | Wagner | 2 9 | |
| | | | | | | | | 283 | A | Lehigh | 3 10 | |
| | | | | | | | | 288 | A | Fairleigh Dickinson | 6 13 | |
| | | | | | | | | 288 | H | Fairleigh Dickinson | 10 25 | |
| | | | | | | | | 289 | A | NJIT | 1 17 | |
| <hr/> | | | | | | | | | | | | |
| LAST 10 GAMES | | | | | | | | | | | | |
| | | | | 288 | H | Fairleigh Dickinson | 10 25 | 243 | A | Quinnipiac | 0 7 | |
| | | | | 149 | H | Marist | 2 6 | 243 | A | Quinnipiac | 1 5 | |
| | | | | 149 | H | Marist | 6 27 | 243 | A | Quinnipiac | 1 13 | |
| | | | | 149 | H | Marist | 6 17 | 288 | A | Fairleigh Dickinson | 6 13 | |
| | | | | 70 | A | Seton Hall | 0 11 | 289 | A | NJIT | 1 17 | |

Non-Div. I Games:

Saint Peter's