

Average RPI Win: 88		WON-LOST RECORD		WINNING PCT. RANK		LAST 10 GAMES		STRENGTH OF SCHEDULE		OPP. STRENGTH OF SCHEDULE		TEAM RPI		ADJ RPI		CONF. RPI		ADJ CONF. RPI					
Average RPI Loss: 96																							
DIV. I ONLY		42-4-0		.91304 1		9-1-0		53		5		1		.63993 1		4		4					
DIV. I NON-CONF.		17-1-0		.94444 2		1-0-0		129		38		2		.6215 2		3		3					
TOTALS		RPI 1-25		RPI 26-50		W-L RECORDS		RPI 51-100		RPI 101-150		RPI 150+											
42-4-0		6-0-0		7-0-0		OVERALL		15-2-0		5-2-0		9-0-0											
19-1-0		3-0-0		3-0-0		HOME		4-0-0		2-1-0		7-0-0											
15-2-0		3-0-0		0-0-0		AWAY		11-2-0		0-0-0		1-0-0											
8-1-0		0-0-0		4-0-0		NEUTRAL		0-0-0		3-1-0		1-0-0											
17-1-0		0-0-0		4-0-0		NON-CONFERENCE		1-0-0		3-1-0		9-0-0											
7-0-0		0-0-0		0-0-0		HOME		0-0-0		0-0-0		7-0-0											
2-0-0		0-0-0		0-0-		AWAY		1-0-0		0-0-0		1-0-0											
8-1-0		0-0-0		4-0-0		NEUTRAL		0-0-0		3-1-0		1-0-0											
25-3-0		6-0-0		3-0-0		CONFERENCE		14-2-0		2-1-0		0-0-0											
12-1-0		3-0-0		3-0-0		HOME		4-0-0		2-1-0		0-0-0											
13-2-0		3-0-0		0-0-0		AWAY		10-2-0		0-0-0		0-0-0											
0-0-0		0-0-0		0-0-0		NEUTRAL		0-0-0		0-0-0		0-0-0											
RPI	S	Opponent		Score		RPI	S	Opponent		Score		RPI	S	Opponent		Score		RPI	S	Opponent		Score	
11	A	Stanford		15 7		30	N	Indiana		1 0		58	A	Saint Mary's (CA)		4 3		109	H	Southern California		3 1	
11	A	Stanford		3 1		30	N	Indiana		4 1		60	A	UCLA		2 1		109	H	Southern California		10 1	
11	A	Stanford		7 0		39	N	Nebraska		10 1		60	A	UCLA		1 7		109	H	Southern California		5 7	
17	H	Arizona		5 4		39	N	Nebraska		5 2		60	A	UCLA		4 2		110	N	Duke		6 3	
17	H	Arizona		4 3		50	H	Utah		5 4		67	A	Washington		2 3		110	N	Duke		11 2	
17	H	Arizona		11 7		50	H	Utah		5 4		67	A	Washington		5 2		148	N	Ohio St.		1 6	
						50	H	Utah		5 1		67	A	Washington		3 0		148	N	Ohio St.		5 1	
												70	A	Oregon		5 4		160	H	Ball St.		5 0	
												70	A	Oregon		1 0		160	H	Ball St.		5 1	
												70	A	Oregon		6 1		160	H	Ball St.		2 0	
												70	H	Oregon		4 1		160	H	Ball St.		8 4	
												74	H	California		8 0		165	H	UC Davis		4 1	
												74	H	California		11 10		165	H	UC Davis		4 0	
												74	H	California		10 2		165	H	UC Davis		14 2	
												86	A	Arizona St.		2 0		275	A	Portland		4 3	
												86	A	Arizona St.		10 1		275	N	Portland		7 1	
												86	A	Arizona St.		4 0							
						LAST 10 GAMES																	
						275	N	Portland		7 1		74	H	California		11 10							
						70	A	Oregon		1 0		74	H	California		8 0							
						70	A	Oregon		5 4		70	H	Oregon		4 1							
						70	A	Oregon		6 1		109	H	Southern California		10 1							
						74	H	California		10 2		109	H	Southern California		5 7							

Non-Div. I Games:

Oregon St.

Average RPI Win:		83	WON-LOST RECORD		WINNING PCT. RANK	LAST 10 GAMES		STRENGTH OF SCHEDULE		OPP. STRENGTH OF SCHEDULE	TEAM RPI	ADJ RPI	CONF. RPI	ADJ CONF. RPI			
Average RPI Loss:		52															
DIV. I ONLY			42-10-0		.80769	4		9-1-0		18	8	2	.62001	2	3	3	
DIV. I NON-CONF.			21-4-0		.84	6		4-0-0		15	27	3	.60877	3	4	4	
TOTALS		RPI 1-25		RPI 26-50		W-L RECORDS		RPI 51-100		RPI 101-150		RPI 150+					
42-10-0		9-3-0		8-2-0		OVERALL		12-4-0		5-1-0		8-0-0					
28-7-0		9-3-0		4-2-0		HOME		4-2-0		3-0-0		8-0-0					
13-3-0		0-0-0		3-0-0		AWAY		8-2-0		2-1-0		0-0-0					
1-0-0		0-0-0		1-0-0		NEUTRAL		0-0-0		0-0-0		0-0-0					
21-4-0		4-2-0		3-1-0		NON-CONFERENCE		3-1-0		3-0-0		8-0-0					
19-4-0		4-2-0		2-1-0		HOME		2-1-0		3-0-0		8-0-0					
1-0-0		0-0-0		0-0-		AWAY		1-0-0		0-0-0		0-0-0					
1-0-0		0-0-0		1-0-0		NEUTRAL		0-0-0		0-0-0		0-0-0					
21-6-0		5-1-0		5-1-0		CONFERENCE		9-3-0		2-1-0		0-0-0					
9-3-0		5-1-0		2-1-0		HOME		2-1-0		0-0-0		0-0-0					
12-3-0		0-0-0		3-0-0		AWAY		7-2-0		2-1-0		0-0-0					
0-0-0		0-0-0		0-0-0		NEUTRAL		0-0-0		0-0-0		0-0-0					
RPI	S	Opponent		Score		RPI	S	Opponent		Score		RPI	S	Opponent		Score	
7	H	Kentucky		6 5		26	A	Florida St.		5 2		55	H	Miami (FL)		7 2	
7	H	Kentucky		3 1		26	A	Florida St.		9 7		55	H	Miami (FL)		6 3	
7	H	Kentucky		5 4		26	A	Florida St.		3 1		55	H	Miami (FL)		2 6	
8	H	Clemson		3 2		29	N	South Carolina		20 5		57	A	Georgia Tech		7 4	
8	H	Clemson		5 1		31	H	St. John's (NY)		4 5		57	A	Georgia Tech		2 4	
8	H	Clemson		5 4		35	H	Maryland		9 2		57	A	Georgia Tech		6 5	
13	H	Virginia		1 2		36	H	North Carolina St.		7 2		62	H	Liberty		2 5	
13	H	Virginia		12 2		36	H	North Carolina St.		2 4		83	A	Boston College		15 3	
13	H	Virginia		9 4		36	H	North Carolina St.		7 1		83	A	Boston College		16 4	
20	H	Long Beach St.		1 4		46	H	Coastal Caro.		7 6		83	A	Boston College		17 7	
20	H	Long Beach St.		2 5								85	A	East Carolina		6 2	
20	H	Long Beach St.		8 5								85	H	East Carolina		3 2	
												90	H	Winthrop		11 0	
												99	A	Virginia Tech		4 8	
												99	A	Virginia Tech		20 0	
												99	A	Virginia Tech		9 4	
												251	H	Richmond		5 4	

Average RPI Win:		124	WON-LOST RECORD		WINNING PCT. RANK	LAST 10 GAMES		STRENGTH OF SCHEDULE		OPP. STRENGTH OF SCHEDULE	TEAM RPI	ADJ RPI	CONF. RPI	ADJ CONF. RPI			
Average RPI Loss:		41															
DIV. I ONLY			46-7-0		.86792	2	6-1-0		87	37	3	.61567	3	3	3		
DIV. I NON-CONF.			23-3-0		.88462	3	2-1-0		253	120	26	.57497	26	4	4		
TOTALS		RPI 1-25		RPI 26-50		W-L RECORDS		RPI 51-100		RPI 101-150		RPI 150+					
46-7-0		9-3-0		3-2-0		OVERALL		10-1-0		7-1-0		17-0-0					
29-2-0		4-1-0		0-0-0		HOME		4-0-0		7-1-0		14-0-0					
14-5-0		5-2-0		2-2-0		AWAY		6-1-0		0-0-0		1-0-0					
3-0-0		0-0-0		1-0-0		NEUTRAL		0-0-0		0-0-0		2-0-0					
23-3-0		2-1-0		1-1-0		NON-CONFERENCE		1-1-0		2-0-0		17-0-0					
19-0-0		2-0-0		0-0-0		HOME		1-0-0		2-0-0		14-0-0					
1-3-0		0-1-0		0-0-		AWAY		0-1-0		0-0-0		1-0-0					
3-0-0		0-0-0		1-0-0		NEUTRAL		0-0-0		0-0-0		2-0-0					
23-4-0		7-2-0		2-1-0		CONFERENCE		9-0-0		5-1-0		0-0-0					
10-2-0		2-1-0		0-0-0		HOME		3-0-0		5-1-0		0-0-0					
13-2-0		5-1-0		2-1-0		AWAY		6-0-0		0-0-0		0-0-0					
0-0-0		0-0-0		0-0-0		NEUTRAL		0-0-0		0-0-0		0-0-0					
RPI	S	Opponent		Score		RPI	S	Opponent		Score		RPI	S	Opponent		Score	
7	A	Kentucky		7	11	30	A	Indiana		3	4	57	A	Georgia Tech		3	0
7	H	Kentucky		5	3	35	N	Maryland		10	7	57	A	Georgia Tech		5	4
8	A	Clemson		4	2	36	A	North Carolina St.		8	1	57	A	Georgia Tech		10	1
8	A	Clemson		6	4	36	A	North Carolina St.		1	3	83	H	Boston College		5	3
8	A	Clemson		6	4	36	A	North Carolina St.		7	6	83	H	Boston College		6	4
9	H	Wake Forest		7	5							83	H	Boston College		6	0
9	H	Wake Forest		1	2							84	A	Cincinnati		3	6
9	H	Wake Forest		7	6							96	A	Notre Dame		9	4
13	A	Virginia		2	11							96	A	Notre Dame		2	0
13	A	Virginia		5	2							96	A	Notre Dame		5	1
13	A	Virginia		4	3							98	H	Xavier		13	4
23	H	Vanderbilt		6	2												
						LAST 10 GAMES											
231	A	Eastern Ky.		14	4	23	H	Vanderbilt		6	2	278	H	Omaha		10	0
30	A	Indiana		3	4	96	A	Notre Dame		9	4	278	H	Omaha		6	0
8	A	Clemson		6	4	96	A	Notre Dame		5	1	278	H	Omaha		7	2
8	A	Clemson		6	4	96	A	Notre Dame		2	0	298	H	Fort Wayne		12	2
8	A	Clemson		4	2	221	H	Miami (OH)		6	5						

Non-Div. I Games:

Louisville

Average RPI Win:		92	WON-LOST RECORD		WINNING PCT. RANK		LAST 10 GAMES		STRENGTH OF SCHEDULE		OPP. STRENGTH OF SCHEDULE		TEAM RPI		ADJ RPI		CONF. RPI		ADJ CONF. RPI					
Average RPI Loss:		47																						
DIV. I ONLY			39-13-0		.75		8		6-4-0		28		10		4		.6103		4		1		1	
DIV. I NON-CONF.			26-5-0		.83871		8		2-1-0		77		29		4		.60841		4		1		1	
TOTALS		RPI 1-25				RPI 26-50				W-L RECORDS				RPI 51-100				RPI 101-150				RPI 150+		
39-13-0		13-6-0				4-2-0				OVERALL				9-5-0				7-0-0				6-0-0		
19-5-0		5-2-0				2-0-0				HOME				7-3-0				1-0-0				4-0-0		
15-6-0		7-4-0				1-1-0				AWAY				2-1-0				5-0-0				0-0-0		
5-2-0		1-0-0				1-1-0				NEUTRAL				0-1-0				1-0-0				2-0-0		
26-5-0		3-1-0				4-2-0				NON-CONFERENCE				6-2-0				7-0-0				6-0-0		
14-1-0		1-0-0				2-0-0				HOME				6-1-0				1-0-0				4-0-0		
7-2-0		1-1-0				1-0-				AWAY				0-0-0				5-0-0				0-0-0		
5-2-0		1-0-0				1-1-0				NEUTRAL				0-1-0				1-0-0				2-0-0		
13-8-0		10-5-0				0-0-0				CONFERENCE				3-3-0				0-0-0				0-0-0		
5-4-0		4-2-0				0-0-0				HOME				1-2-0				0-0-0				0-0-0		
8-4-0		6-3-0				0-0-0				AWAY				2-1-0				0-0-0				0-0-0		
0-0-0		0-0-0				0-0-0				NEUTRAL				0-0-0				0-0-0				0-0-0		
RPI	S	Opponent		Score		RPI	S	Opponent		Score		RPI	S	Opponent		Score		RPI	S	Opponent		Score		
6	H	TCU		21 3		34	N	Ole Miss		5 1		73	H	Oklahoma St.		10 12		105	A	New Mexico St.		15 4		
6	H	TCU		6 4		37	N	Texas A&M		0 9		73	H	Oklahoma St.		8 2		105	H	New Mexico St.		16 1		
6	H	TCU		1 4		49	A	New Mexico		27 15		73	H	Oklahoma St.		1 3		105	N	New Mexico St.		6 4		
10	H	Baylor		9 10		49	A	New Mexico		5 16		74	H	California		3 2		138	A	Wichita St.		4 1		
10	H	Baylor		5 3		49	H	New Mexico		12 4		74	H	California		11 2		138	A	Wichita St.		3 1		
10	H	Baylor		13 2		49	H	New Mexico		7 2		74	H	California		4 2		138	A	Wichita St.		10 5		
12	N	LSU		5 4								74	H	California		5 1		148	A	Ohio St.		5 3		
16	A	Oklahoma		4 5								92	N	UT Arlington		1 5		245	H	UNLV		5 4		
16	A	Oklahoma		2 6								93	H	UTSA		2 3		245	H	UNLV		5 2		
16	A	Oklahoma		9 4								93	H	UTSA		7 6		268	N	Western Ill.		15 1		
17	H	Arizona		13 1								93	H	UTSA		8 4		268	N	Western Ill.		13 5		
19	A	West Virginia		1 0								100	A	Kansas St.		7 4		276	H	Texas Southern		8 4		
19	A	West Virginia		2 3								100	A	Kansas St.		3 5		276	H	Texas Southern		14 7		
19	A	West Virginia		4 3								100	A	Kansas St.		12 8								
24	A	Mississippi St.		5 8																				
24	A	Mississippi St.		5 2																				
25	A	Texas		2 1																				
25	A	Texas		2 1																				
25	A	Texas		8 5																				
						LAST 10 GAMES																		
						19	A	West Virginia		2 3		6	H	TCU		6 4								
						19	A	West Virginia		1 0		6	H	TCU		1 4								
						19	A	West Virginia		4 3		49	A	New Mexico		27 15								
						148	A	Ohio St.		5 3		49	A	New Mexico		5 16								
						6	H	TCU		21 3		73	H	Oklahoma St.		1 3								

Non-Div. I Games:

Texas Tech

Average RPI Win:	75	WON-LOST RECORD		WINNING PCT. RANK		LAST 10 GAMES		STRENGTH OF SCHEDULE		OPP. STRENGTH OF SCHEDULE		TEAM RPI		ADJ RPI		CONF. RPI		ADJ CONF. RPI					
DIV. I ONLY		38-14-0		.73077	12	9-1-0		16		2		5		.60895	5	2		2					
DIV. I NON-CONF.		19-6-0		.76	20	2-1-0		8		7		5		.60813	5	2		2					
TOTALS		RPI 1-25		RPI 26-50		W-L RECORDS		RPI 51-100		RPI 101-150		RPI 150+											
38-14-0		4-3-0		10-7-0		OVERALL		12-4-0		9-0-0		3-0-0											
24-7-0		2-2-0		8-3-0		HOME		6-2-0		8-0-0		0-0-0											
13-7-0		2-1-0		1-4-0		AWAY		6-2-0		1-0-0		3-0-0											
1-0-0		0-0-0		1-0-0		NEUTRAL		0-0-0		0-0-0		0-0-0											
19-6-0		0-1-0		4-1-0		NON-CONFERENCE		6-4-0		9-0-0		0-0-0											
16-3-0		0-1-0		2-0-0		HOME		6-2-0		8-0-0		0-0-0											
2-3-0		0-0-0		1-0-		AWAY		0-2-0		1-0-0		0-0-0											
1-0-0		0-0-0		1-0-0		NEUTRAL		0-0-0		0-0-0		0-0-0											
19-8-0		4-2-0		6-6-0		CONFERENCE		6-0-0		0-0-0		3-0-0											
8-4-0		2-1-0		6-3-0		HOME		0-0-0		0-0-0		0-0-0											
11-4-0		2-1-0		0-3-0		AWAY		6-0-0		0-0-0		3-0-0											
0-0-0		0-0-0		0-0-0		NEUTRAL		0-0-0		0-0-0		0-0-0											
RPI	S	Opponent		Score		RPI	S	Opponent		Score		RPI	S	Opponent		Score		RPI	S	Opponent		Score	
12	H	LSU		8	1	26	A	Florida St.		10	7	55	H	Miami (FL)		1	0	111	H	North Florida		2	1
12	H	LSU		1	0	26	H	Florida St.		1	0	55	H	Miami (FL)		6	2	113	H	William & Mary		11	6
12	H	LSU		6	10	26	N	Florida St.		4	1	55	H	Miami (FL)		2	0	113	H	William & Mary		5	4
21	H	South Fla.		10	15	27	A	UCF		2	11	63	A	FGCU		3	7	113	H	William & Mary		8	1
23	A	Vanderbilt		20	8	27	H	UCF		4	3	63	H	FGCU		2	3	120	H	Florida A&M		8	7
23	A	Vanderbilt		0	2	29	H	South Carolina		7	5	65	A	Missouri		4	3	124	H	Columbia		7	2
23	A	Vanderbilt		10	6	29	H	South Carolina		2	4	65	A	Missouri		2	1	124	H	Columbia		7	0
						29	H	South Carolina		1	0	65	A	Missouri		2	1	124	H	Columbia		8	4
						34	H	Ole Miss		7	4	77	A	Jacksonville		2	3	149	A	Stetson		9	8
						34	H	Ole Miss		6	4	77	H	Jacksonville		6	2	174	A	Alabama		10	5
						34	H	Ole Miss		11	2	82	H	Seton Hall		2	3	174	A	Alabama		2	1
						40	H	Tennessee		6	7	82	H	Seton Hall		8	0	174	A	Alabama		13	6
						40	H	Tennessee		5	4	82	H	Seton Hall		4	3						
						40	H	Tennessee		2	3	88	A	Georgia		6	3						
						43	A	Auburn		5	6	88	A	Georgia		4	3						
						43	A	Auburn		1	2	88	A	Georgia		6	4						
						43	A	Auburn		3	14												
						LAST 10 GAMES																	
						174	A	Alabama		10	5	34	H	Ole Miss		7	4						
						174	A	Alabama		13	6	34	H	Ole Miss		11	2						
						174	A	Alabama		2	1	77	H	Jacksonville		6	2						
						21	H	South Fla.		10	15	120	H	Florida A&M		8	7						
						34	H	Ole Miss		6	4	88	A	Georgia		4	3						

Non-Div. I Games:

Florida

Average RPI Win:		96	WON-LOST RECORD		WINNING PCT. RANK		LAST 10 GAMES		STRENGTH OF SCHEDULE		OPP. STRENGTH OF SCHEDULE		TEAM RPI		ADJ RPI		CONF. RPI		ADJ CONF. RPI	
Average RPI Loss:		55																		
DIV. I ONLY			37-13-0		.74 11		6-4-0		36		3		6		.60482 6		1		1	
DIV. I NON-CONF.			21-5-0		.80769 13		1-0-0		142		24		17		.58349 17		1		1	
TOTALS		RPI 1-25		RPI 26-50		W-L RECORDS		RPI 51-100		RPI 101-150		RPI 150+								
37-13-0		9-8-0		2-0-0		OVERALL		16-2-0		0-1-0		10-2-0								
23-4-0		5-1-0		0-0-0		HOME		10-2-0		0-1-0		8-0-0								
11-9-0		3-7-0		0-0-0		AWAY		6-0-0		0-0-0		2-2-0								
3-0-0		1-0-0		2-0-0		NEUTRAL		0-0-0		0-0-0		0-0-0								
21-5-0		1-1-0		2-0-0		NON-CONFERENCE		8-1-0		0-1-0		10-2-0								
13-2-0		0-0-0		0-0-0		HOME		5-1-0		0-1-0		8-0-0								
5-3-0		0-1-0		0-0-		AWAY		3-0-0		0-0-0		2-2-0								
3-0-0		1-0-0		2-0-0		NEUTRAL		0-0-0		0-0-0		0-0-0								
16-8-0		8-7-0		0-0-0		CONFERENCE		8-1-0		0-0-0		0-0-0								
10-2-0		5-1-0		0-0-0		HOME		5-1-0		0-0-0		0-0-0								
6-6-0		3-6-0		0-0-0		AWAY		3-0-0		0-0-0		0-0-0								
0-0-0		0-0-0		0-0-0		NEUTRAL		0-0-0		0-0-0		0-0-0								
RPI	S	Opponent		Score		RPI	S	Opponent		Score		RPI	S	Opponent		Score				
4	A	Texas Tech		3	21	34	N	Ole Miss		5	3	59	H	Kansas		2	6			
4	A	Texas Tech		4	6	37	N	Texas A&M		11	10	59	H	Kansas		16	7			
4	A	Texas Tech		4	1							59	H	Kansas		3	6			
10	H	Baylor		8	5							61	A	DBU		2	11			
10	H	Baylor		9	4							61	H	DBU		15	6			
10	H	Baylor		5	16							64	H	Rice		13	2			
12	N	LSU		9	6							73	H	Oklahoma St.		9	2			
16	A	Oklahoma		8	9							73	H	Oklahoma St.		6	3			
16	A	Oklahoma		9	10							73	H	Oklahoma St.		9	3			
16	A	Oklahoma		9	6							86	H	Arizona St.		12	1			
19	A	West Virginia		4	5							86	H	Arizona St.		10	2			
19	A	West Virginia		8	6							86	H	Arizona St.		18	2			
19	A	West Virginia		4	5							92	A	UT Arlington		3	0			
20	A	Long Beach St.		0	7							92	A	UT Arlington						
25	H	Texas		11	10							92	H	UT Arlington						
25	H	Texas		8	2							100	A	Kansas St.						
25	H	Texas		4	3							100	A	Kansas St.						
												100	A	Kansas St.						
						LAST 10 GAMES														
						92	H	UT Arlington		6	1	25	H	Texas		8	2			
						16	A	Oklahoma		9	10	25	H	Texas		11	10			
						16	A	Oklahoma		8	9	4	A	Texas Tech		3	21			
						16	A	Oklahoma		9	6	4	A	Texas Tech		4	6			
						25	H	Texas		4	3	4	A	Texas Tech		4	1			

Non-Div. I Games:

TCU

Average RPI Win: 98		WON-LOST	WINNING	LAST 10	STRENGTH OF		OPP. STRENGTH	TEAM	ADJ	CONF.	ADJ CONF.
Average RPI Loss: 43		RECORD	PCT. RANK	GAMES	SCHEDULE		OF SCHEDULE	RPI	RPI	RPI	RPI
DIV. I ONLY		37-16-0	.69811	21	7-3-0		15	4	7	.60074	7
DIV. I NON-CONF.		19-7-0	.73077	26	2-0-0		41	48	10	.59158	10
TOTALS		RPI 1-25	RPI 26-50		W-L RECORDS		RPI 51-100		RPI 101-150		RPI 150+
37-16-0		6-8-0	12-2-0		OVERALL		5-5-0		4-0-0		10-1-0
26-5-0		5-2-0	6-1-0		HOME		3-2-0		4-0-0		8-0-0
10-10-0		1-6-0	6-1-0		AWAY		2-3-0		0-0-0		1-0-0
1-1-0		0-0-0	0-0-0		NEUTRAL		0-0-0		0-0-0		1-1-0
19-7-0		1-4-0	2-0-0		NON-CONFERENCE		2-2-0		4-0-0		10-1-0
16-0-0		1-0-0	1-0-0		HOME		2-0-0		4-0-0		8-0-0
2-6-0		0-4-0	1-0-		AWAY		0-2-0		0-0-0		1-0-0
1-1-0		0-0-0	0-0-0		NEUTRAL		0-0-0		0-0-0		1-1-0
18-9-0		5-4-0	10-2-0		CONFERENCE		3-3-0		0-0-0		0-0-0
10-5-0		4-2-0	5-1-0		HOME		1-2-0		0-0-0		0-0-0
8-4-0		1-2-0	5-1-0		AWAY		2-1-0		0-0-0		0-0-0
0-0-0		0-0-0	0-0-0		NEUTRAL		0-0-0		0-0-0		0-0-0
RPI S	Opponent	Score	RPI S	Opponent	Score	RPI S	Opponent	Score	RPI S	Opponent	Score
2 A	North Carolina	1 3	29 A	South Carolina	9 4	62 A	Liberty	4 5	102 H	Wright St.	15 1
2 A	North Carolina	5 6	29 A	South Carolina	1 5	65 A	Missouri	8 9	118 H	UC Santa Barbara	12 1
2 A	North Carolina	4 5	29 A	South Carolina	19 1	65 A	Missouri	6 1	118 H	UC Santa Barbara	3 2
3 A	Louisville	3 5	30 H	Indiana	5 2	65 A	Missouri	5 2	118 H	UC Santa Barbara	2 1
3 H	Louisville	11 7	34 H	Ole Miss	4 2	84 A	Cincinnati	1 2	153 N	Delaware	3 4
12 H	LSU	3 4	34 H	Ole Miss	6 9	84 H	Cincinnati	13 7	175 H	Murray St.	9 7
12 H	LSU	12 5	34 H	Ole Miss	4 1	88 H	Georgia	3 6	214 H	UT Martin	8 0
12 H	LSU	10 2	37 A	Texas A&M	11 7	88 H	Georgia	7 4	221 H	Miami (OH)	16 3
23 H	Vanderbilt	7 4	37 A	Texas A&M	7 6	88 H	Georgia	3 5	221 H	Miami (OH)	14 2
23 H	Vanderbilt	10 3	37 A	Texas A&M	6 0	98 H	Xavier	6 0	221 H	Miami (OH)	6 4
23 H	Vanderbilt	4 6	40 H	Tennessee	15 5				224 H	Northern Ky.	10 1
24 A	Mississippi St.	6 10	40 H	Tennessee	8 3				231 H	Eastern Ky.	12 0
24 A	Mississippi St.	5 2	40 H	Tennessee	7 2				237 N	Saint Joseph's	16 9
24 A	Mississippi St.	6 10	45 A	Old Dominion	19 2				240 A	Western Ky.	4 3
									240 H	Western Ky.	17 2
LAST 10 GAMES											
			224 H	Northern Ky.	10 1	88 H	Georgia	3 6			
			40 H	Tennessee	7 2	88 H	Georgia	7 4			
			40 H	Tennessee	8 3	88 H	Georgia	3 5			
			40 H	Tennessee	15 5	29 A	South Carolina	9 4			
			30 H	Indiana	5 2	29 A	South Carolina	1 5			

Non-Div. I Games:

Kentucky

Average RPI Win: 99		WON-LOST	WINNING	LAST 10	STRENGTH OF		OPP. STRENGTH	TEAM	ADJ		CONF.	ADJ CONF.
Average RPI Loss: 40		RECORD	PCT. RANK	GAMES	SCHEDULE		OF SCHEDULE	RPI	RPI		RPI	RPI
DIV. I ONLY		38-15-0	.71698	17	4-6-0		9	17	8	.59876	8	3
DIV. I NON-CONF.		22-4-0	.84615	5	4-1-0		90	45	12	.59076	12	4
TOTALS		RPI 1-25	RPI 26-50		W-L RECORDS		RPI 51-100		RPI 101-150		RPI 150+	
38-15-0		4-8-0	4-3-0		OVERALL		17-1-0		6-2-0		7-1-0	
26-9-0		4-5-0	1-1-0		HOME		10-0-0		4-2-0		7-1-0	
10-6-0		0-3-0	2-2-0		AWAY		6-1-0		2-0-0		0-0-0	
2-0-0		0-0-0	1-0-0		NEUTRAL		1-0-0		0-0-0		0-0-0	
22-4-0		0-0-0	3-1-0		NON-CONFERENCE		6-0-0		6-2-0		7-1-0	
16-4-0		0-0-0	1-1-0		HOME		4-0-0		4-2-0		7-1-0	
4-0-0		0-0-0	1-0-		AWAY		1-0-0		2-0-0		0-0-0	
2-0-0		0-0-0	1-0-0		NEUTRAL		1-0-0		0-0-0		0-0-0	
16-11-0		4-8-0	1-2-0		CONFERENCE		11-1-0		0-0-0		0-0-0	
10-5-0		4-5-0	0-0-0		HOME		6-0-0		0-0-0		0-0-0	
6-6-0		0-3-0	1-2-0		AWAY		5-1-0		0-0-0		0-0-0	
0-0-0		0-0-0	0-0-0		NEUTRAL		0-0-0		0-0-0		0-0-0	
RPI S	Opponent	Score	RPI S	Opponent	Score	RPI S	Opponent	Score	RPI S	Opponent	Score	
2 A	North Carolina	4 5	26 A	Florida St.	12 10	53 H	Yale	10 8	102 H	Wright St.	4 6	
2 A	North Carolina	1 5	26 A	Florida St.	6 7	53 H	Yale	10 6	102 H	Wright St.	6 2	
2 A	North Carolina	2 3	26 A	Florida St.	3 7	57 A	Georgia Tech	13 6	102 H	Wright St.	2 9	
3 H	Louisville	4 6	29 A	South Carolina	5 3	57 A	Georgia Tech	11 6	111 H	Western Caro.	11 5	
3 H	Louisville	2 4	29 H	South Carolina	0 2	57 A	Georgia Tech	1 5	139 A	Col. of Charleston	8 4	
3 H	Louisville	4 6	29 N	South Carolina	8 7	79 N	Michigan St.	9 2	139 H	Col. of Charleston	7 2	
9 H	Wake Forest	11 0	46 H	Coastal Caro.	11 8	83 A	Boston College	8 2	142 A	Furman	10 5	
9 H	Wake Forest	8 7				83 A	Boston College	2 0	142 H	Furman	8 0	
9 H	Wake Forest	3 8				83 A	Boston College	1 0	156 H	Wofford	9 2	
13 H	Virginia	7 6				88 A	Georgia	4 0	194 H	Elon	13 5	
13 H	Virginia	0 2				88 H	Georgia	9 7	194 H	Elon	1 0	
13 H	Virginia	12 1				90 H	Winthrop	6 5	194 H	Elon	3 0	
						96 H	Notre Dame	4 0	217 H	Nevada	5 2	
						96 H	Notre Dame	6 5	217 H	Nevada	5 7	
						96 H	Notre Dame	4 1	217 H	Nevada	9 4	
						99 H	Virginia Tech	6 3	234 H	Charleston So.	6 5	
						99 H	Virginia Tech	8 3				
						99 H	Virginia Tech	12 1				
LAST 10 GAMES												
			46 H	Coastal Caro.	11 8	217 H	Nevada	9 4				
			3 H	Louisville	4 6	217 H	Nevada	5 7				
			3 H	Louisville	4 6	217 H	Nevada	5 2				
			3 H	Louisville	2 4	2 A	North Carolina	2 3				
			142 A	Furman	10 5	2 A	North Carolina	4 5				

Non-Div. I Games:

Clemson

Average RPI Win:		101	WON-LOST RECORD		WINNING PCT. RANK		LAST 10 GAMES		STRENGTH OF SCHEDULE		OPP. STRENGTH OF SCHEDULE		TEAM RPI	ADJ RPI		CONF. RPI	ADJ CONF. RPI							
DIV. I ONLY			36-16-0		.69231		23		7-3-0		31		22		9		.59388		9		3		3	
DIV. I NON-CONF.			19-6-0		.76		20		3-1-0		80		67		20		.5814		20		4		4	
TOTALS		RPI 1-25		RPI 26-50		W-L RECORDS		RPI 51-100		RPI 101-150		RPI 150+												
36-16-0		2-6-0		6-2-0		OVERALL		12-4-0		9-4-0		7-0-0												
19-6-0		0-0-0		3-1-0		HOME		9-3-0		4-2-0		3-0-0												
15-9-0		2-6-0		3-1-0		AWAY		3-1-0		4-1-0		3-0-0												
2-1-0		0-0-0		0-0-0		NEUTRAL		0-0-0		1-1-0		1-0-0												
19-6-0		0-2-0		2-0-0		NON-CONFERENCE		3-1-0		7-3-0		7-0-0												
10-3-0		0-0-0		1-0-0		HOME		2-1-0		4-2-0		3-0-0												
7-2-0		0-2-0		1-0-		AWAY		1-0-0		2-0-0		3-0-0												
2-1-0		0-0-0		0-0-0		NEUTRAL		0-0-0		1-1-0		1-0-0												
17-10-0		2-4-0		4-2-0		CONFERENCE		9-3-0		2-1-0		0-0-0												
9-3-0		0-0-0		2-1-0		HOME		7-2-0		0-0-0		0-0-0												
8-7-0		2-4-0		2-1-0		AWAY		2-1-0		2-1-0		0-0-0												
0-0-0		0-0-0		0-0-0		NEUTRAL		0-0-0		0-0-0		0-0-0												
RPI	S	Opponent		Score		RPI	S	Opponent		Score		RPI	S	Opponent		Score								
3	A	Louisville		6 7		26	A	Florida St.		4 3		55	A	Miami (FL)		2 1								
3	A	Louisville		5 7		26	A	Florida St.		10 9		55	A	Miami (FL)		9 0								
3	A	Louisville		2 1		26	A	Florida St.		0 4		55	A	Miami (FL)		1 5								
8	A	Clemson		8 3		36	H	North Carolina St.		5 8		57	H	Georgia Tech		6 7								
8	A	Clemson		0 11		36	H	North Carolina St.		6 4		57	H	Georgia Tech		17 8								
8	A	Clemson		7 8		36	H	North Carolina St.		6 5		57	H	Georgia Tech		8 4								
22	A	Houston		4 5		46	A	Coastal Caro.		13 8		76	H	Kent St.		7 2								
22	A	Houston		1 8		46	H	Coastal Caro.		19 9		76	H	Kent St.		5 0								
												80	A	Charlotte		13 4								
												80	H	Charlotte		1 6								
												83	H	Boston College		5 2								
												83	H	Boston College		15 5								
												83	H	Boston College		0 8								
												96	H	Notre Dame		4 3								
												96	H	Notre Dame		13 7								
												96	H	Notre Dame		5 1								
												182	N	Appalachian St.		5 4								
												182	N	Appalachian St.		10 3								
												194	A	Elon		13 1								
												194	H	Elon		14 1								
												244	H	Quinnipiac		2 1								
						LAST 10 GAMES																		
						182 N Appalachian St.						131 H High Point												
						26 A Florida St.						83 H Boston College												
						26 A Florida St.						83 H Boston College												
						26 A Florida St.						83 H Boston College												
						172 A Radford						145 A Davidson												

Non-Div. I Games:

Wake Forest

Average RPI Win: 99		WON-LOST RECORD		WINNING PCT. RANK		LAST 10 GAMES		STRENGTH OF SCHEDULE		OPP. STRENGTH OF SCHEDULE		TEAM RPI		ADJ RPI		CONF. RPI		ADJ CONF. RPI	
Average RPI Loss: 36																			
DIV. I ONLY		33-17-0		.66 37		9-1-0		3		31		10		.5915 10		1		1	
DIV. I NON-CONF.		22-7-0		.75862 23		4-0-0		26		111		15		.58692 15		1		1	
TOTALS		RPI 1-25		RPI 26-50		W-L RECORDS		RPI 51-100		RPI 101-150		RPI 150+							
33-17-0		8-11-0		5-0-0		OVERALL		10-5-0		1-1-0		9-0-0							
19-9-0		6-6-0		3-0-0		HOME		1-2-0		1-1-0		8-0-0							
12-7-0		2-4-0		0-0-0		AWAY		9-3-0		0-0-0		1-0-0							
2-1-0		0-1-0		2-0-0		NEUTRAL		0-0-0		0-0-0		0-0-0							
22-7-0		2-2-0		5-0-0		NON-CONFERENCE		5-4-0		1-1-0		9-0-0							
15-4-0		2-1-0		3-0-0		HOME		1-2-0		1-1-0		8-0-0							
5-2-0		0-0-0		0-0-		AWAY		4-2-0		0-0-0		1-0-0							
2-1-0		0-1-0		2-0-0		NEUTRAL		0-0-0		0-0-0		0-0-0							
11-10-0		6-9-0		0-0-0		CONFERENCE		5-1-0		0-0-0		0-0-0							
4-5-0		4-5-0		0-0-0		HOME		0-0-0		0-0-0		0-0-0							
7-5-0		2-4-0		0-0-0		AWAY		5-1-0		0-0-0		0-0-0							
0-0-0		0-0-0		0-0-0		NEUTRAL		0-0-0		0-0-0		0-0-0							
RPI S	Opponent	Score		RPI S	Opponent	Score		RPI S	Opponent	Score		RPI S	Opponent	Score					
4 A	Texas Tech	10	9	34 N	Ole Miss	4	0	59 A	Kansas	3	1	108 H	Lamar University	1	11				
4 A	Texas Tech	3	5	37 N	Texas A&M	6	3	59 A	Kansas	1	6	150 H	SFA	2	1				
4 A	Texas Tech	2	13	38 H	South Ala.	10	9	59 A	Kansas	5	4	187 A	Texas St.	4	0				
6 A	TCU	16	5	38 H	South Ala.	3	2	61 A	DBU	4	1	187 H	Texas St.	10	2				
6 A	TCU	4	9	38 H	South Ala.	9	7	61 H	DBU	8	6	217 H	Nevada	6	0				
6 A	TCU	5	8					67 A	Washington	6	3	220 H	Niagara	7	3				
12 N	LSU	0	4					67 A	Washington	0	6	220 H	Niagara	6	3				
16 H	Oklahoma	7	0					67 A	Washington	4	5	220 H	Niagara	21	6				
16 H	Oklahoma	3	11					68 A	Sam Houston St.	6	5	284 H	Ark.-Pine Bluff	17	3				
16 H	Oklahoma	0	3					68 H	Sam Houston St.	4	7	285 H	Prairie View	15	2				
19 H	West Virginia	5	6					73 A	Oklahoma St.	9	3	285 H	Prairie View	18	1				
19 H	West Virginia	5	1					73 A	Oklahoma St.	3	2								
19 H	West Virginia	1	7					73 A	Oklahoma St.	8	7								
22 H	Houston	2	1					93 A	UTSA	10	0								
22 H	Houston	5	0					93 H	UTSA	9	15								
22 H	Houston	0	2																
25 H	Texas	3	5																
25 H	Texas	6	2																
25 H	Texas	4	3																
LAST 10 GAMES																			
93 A	UTSA	10	0	285 H	Prairie View	15	2												
73 A	Oklahoma St.	8	7	59 A	Kansas	1	6												
73 A	Oklahoma St.	3	2	59 A	Kansas	3	1												
73 A	Oklahoma St.	9	3	59 A	Kansas	5	4												
285 H	Prairie View	18	1	187 H	Texas St.	10	2												

Non-Div. I Games:

Baylor

Average RPI Win:	82	WON-LOST RECORD	WINNING PCT. RANK	LAST 10 GAMES	STRENGTH OF SCHEDULE	OPP. STRENGTH OF SCHEDULE	TEAM RPI	ADJ RPI	CONF. RPI	ADJ CONF. RPI		
DIV. I ONLY		33-14-0	.70213	20	8-2-0	45	1	11	.59024	11	4	4
DIV. I NON-CONF.		16-5-0	.7619	19	2-0-0	79	2	6	.59784	6	3	3
<hr/>												
TOTALS	RPI 1-25	RPI 26-50		W-L RECORDS		RPI 51-100		RPI 101-150		RPI 150+		
33-14-0	7-4-0	3-3-0		OVERALL		15-6-0		4-1-0		4-0-0		
20-7-0	7-4-0	2-1-0		HOME		6-2-0		2-0-0		3-0-0		
13-7-0	0-0-0	1-2-0		AWAY		9-4-0		2-1-0		1-0-0		
0-0-0	0-0-0	0-0-0		NEUTRAL		0-0-0		0-0-0		0-0-0		
16-5-0	4-1-0	1-2-0		NON-CONFERENCE		5-2-0		2-0-0		4-0-0		
12-1-0	4-1-0	0-0-0		HOME		3-0-0		2-0-0		3-0-0		
4-4-0	0-0-0	1-0-		AWAY		2-2-0		0-0-0		1-0-0		
0-0-0	0-0-0	0-0-0		NEUTRAL		0-0-0		0-0-0		0-0-0		
17-9-0	3-3-0	2-1-0		CONFERENCE		10-4-0		2-1-0		0-0-0		
8-6-0	3-3-0	2-1-0		HOME		3-2-0		0-0-0		0-0-0		
9-3-0	0-0-0	0-0-0		AWAY		7-2-0		2-1-0		0-0-0		
0-0-0	0-0-0	0-0-0		NEUTRAL		0-0-0		0-0-0		0-0-0		
RPI	S	Opponent	Score	RPI	S	Opponent	Score	RPI	S	Opponent	Score	
1	H	Oregon St.	1 3	44	A	Cal St. Fullerton	0 1	59	H	Kansas	6 0	
1	H	Oregon St.	0 7	44	A	Cal St. Fullerton	1 8	59	H	Kansas	5 0	
1	H	Oregon St.	7 15	44	A	Cal St. Fullerton	7 6	59	H	Kansas	4 2	
17	H	Arizona	3 1	50	H	Utah	0 4	60	H	UCLA	6 7	
17	H	Arizona	3 2	50	H	Utah	6 4	60	H	UCLA	5 3	
17	H	Arizona	4 3	50	H	Utah	5 1	60	H	UCLA	0 2	
20	H	Long Beach St.	7 3					64	A	Rice	2 0	
25	H	Texas	2 1					64	A	Rice	0 4	
25	H	Texas	5 2					64	A	Rice	2 12	
25	H	Texas	3 2					64	A	Rice	16 6	
25	H	Texas	0 4					70	A	Oregon	8 5	
								70	A	Oregon	10 4	
								70	A	Oregon	4 3	
								74	A	California	8 5	
								74	A	California	6 5	
								74	A	California	3 5	
								74	H	California	8 4	
								74	H	California	6 4	
								86	A	Arizona St.	7 5	
								86	A	Arizona St.	13 8	
				LAST 10 GAMES								
				74	A	California	3 5					
				74	A	California	8 5					
				74	A	California	6 5					
				135	H	San Francisco	4 0					
				86	A	Arizona St.	6 9					

Non-Div. I Games:

Stanford

RPI	S	Opponent	Score
86	A	Arizona St.	6 9

86	A	Arizona St.	13	8
86	A	Arizona St.	7	5
233	H	San Jose St.	4	3
17	H	Arizona	3	1
17	H	Arizona	4	3

S
t
a
n
f
o
r
d

S
t
a
n
f
o
r
d

Average RPI Win: 98		WON-LOST RECORD		WINNING PCT. RANK		LAST 10 GAMES		STRENGTH OF SCHEDULE		OPP. STRENGTH OF SCHEDULE		TEAM RPI		ADJ RPI		CONF. RPI		ADJ CONF. RPI	
Average RPI Loss: 41		35-17-0		.67308 30		8-2-0		8		12		12		.58984 12		2		2	
DIV. I ONLY		17-8-0		.68 42		1-1-0		35		64		38		.56053 38		2		2	
DIV. I NON-CONF.																			
TOTALS		RPI 1-25		RPI 26-50		W-L RECORDS		RPI 51-100		RPI 101-150		RPI 150+							
35-17-0		5-7-0		13-6-0		OVERALL		3-2-0		5-2-0		9-0-0							
26-7-0		0-0-0		12-5-0		HOME		3-1-0		5-1-0		6-0-0							
7-8-0		4-5-0		0-1-0		AWAY		0-1-0		0-1-0		3-0-0							
2-2-0		1-2-0		1-0-0		NEUTRAL		0-0-0		0-0-0		0-0-0							
17-8-0		1-2-0		5-2-0		NON-CONFERENCE		0-2-0		5-2-0		6-0-0							
15-3-0		0-0-0		4-1-0		HOME		0-1-0		5-1-0		6-0-0							
0-3-0		0-0-0		0-0-		AWAY		0-1-0		0-1-0		0-0-0							
2-2-0		1-2-0		1-0-0		NEUTRAL		0-0-0		0-0-0		0-0-0							
18-9-0		4-5-0		8-4-0		CONFERENCE		3-0-0		0-0-0		3-0-0							
11-4-0		0-0-0		8-4-0		HOME		3-0-0		0-0-0		0-0-0							
7-5-0		4-5-0		0-0-0		AWAY		0-0-0		0-0-0		3-0-0							
0-0-0		0-0-0		0-0-0		NEUTRAL		0-0-0		0-0-0		0-0-0							
RPI S	Opponent	Score		RPI S	Opponent	Score		RPI S	Opponent	Score		RPI S	Opponent	Score					
4 N	Texas Tech	4	5	28 H	Southeastern La.	8	2	81 A	Tulane	6	9	108 H	Lamar University	10	4				
5 A	Florida	10	6	29 H	South Carolina	7	6	81 H	Tulane	6	7	130 A	New Orleans	8	11				
5 A	Florida	1	8	29 H	South Carolina	5	2	88 H	Georgia	5	1	130 H	New Orleans	4	7				
5 A	Florida	0	1	29 H	South Carolina	2	3	88 H	Georgia	22	9	138 H	Wichita St.	9	2				
6 N	TCU	6	9	34 H	Ole Miss	15	2	88 H	Georgia	7	6	138 H	Wichita St.	12	5				
7 A	Kentucky	4	3	34 H	Ole Miss	1	4					138 H	Wichita St.	6	1				
7 A	Kentucky	2	10	34 H	Ole Miss	3	2					141 H	Nicholls St.	3	2				
7 A	Kentucky	5	12	35 H	Maryland	9	5					174 A	Alabama	4	3				
10 N	Baylor	4	0	35 H	Maryland	6	1					174 A	Alabama	7	4				
18 A	Arkansas	3	9	35 H	Maryland	14	0					174 A	Alabama	8	2				
18 A	Arkansas	10	8	37 H	Texas A&M	3	4					213 H	Air Force	10	3				
18 A	Arkansas	2	0	37 H	Texas A&M	7	4					227 H	Northwestern St.	9	3				
				37 H	Texas A&M	0	4					239 H	Army West Point	9	0				
				38 H	South Ala.	6	7					239 H	Army West Point	6	0				
				42 A	McNeese	4	5					266 H	Hofstra	8	1				
				43 H	Auburn	9	1					278 H	Grambling	13	2				
				43 H	Auburn	4	0												
				43 H	Auburn	5	3												
				47 N	Louisiana	3	2												
				LAST 10 GAMES															
				227 H	Northwestern St.	9	3	29 H	South Carolina	7	6								
				43 H	Auburn	9	1	29 H	South Carolina	5	2								
				43 H	Auburn	5	3	29 H	South Carolina	2	3								
				43 H	Auburn	4	0	174 A	Alabama	4	3								
				38 H	South Ala.	6	7	174 A	Alabama	7	4								

Non-Div. I Games: Louisiana Col. 13 0

LSU

[illegible]

Non-Div. I Games:

Virginia

S
o
u
t
h
e
r
n
M
i
s
s
.

Southern Miss.

Average RPI Win:	138	WON-LOST RECORD	WINNING PCT. RANK	LAST 10 GAMES	STRENGTH OF SCHEDULE	OPP. STRENGTH OF SCHEDULE	TEAM RPI	ADJ RPI	CONF. RPI	ADJ CONF. RPI		
DIV. I ONLY		36-14-0	.72	16	9-1-0	48	113	15	.58672	15	16	16
DIV. I NON-CONF.		19-14-0	.57576	100	1-1-0	17	66	32	.5703	32	13	13
<hr/>												
TOTALS	RPI 1-25	RPI 26-50		W-L RECORDS		RPI 51-100		RPI 101-150		RPI 150+		
36-14-0	0-1-0	1-3-0		OVERALL		10-7-0		9-3-0		16-0-0		
18-5-0	0-1-0	0-0-0		HOME		5-4-0		7-0-0		6-0-0		
16-9-0	0-0-0	1-3-0		AWAY		4-3-0		2-3-0		9-0-0		
2-0-0	0-0-0	0-0-0		NEUTRAL		1-0-0		0-0-0		1-0-0		
19-14-0	0-1-0	1-3-0		NON-CONFERENCE		7-7-0		6-3-0		5-0-0		
6-5-0	0-1-0	0-0-0		HOME		2-4-0		4-0-0		0-0-0		
11-9-0	0-0-0	1-0-		AWAY		4-3-0		2-3-0		4-0-0		
2-0-0	0-0-0	0-0-0		NEUTRAL		1-0-0		0-0-0		1-0-0		
17-0-0	0-0-0	0-0-0		CONFERENCE		3-0-0		3-0-0		11-0-0		
12-0-0	0-0-0	0-0-0		HOME		3-0-0		3-0-0		6-0-0		
5-0-0	0-0-0	0-0-0		AWAY		0-0-0		0-0-0		5-0-0		
0-0-0	0-0-0	0-0-0		NEUTRAL		0-0-0		0-0-0		0-0-0		
RPI S	Opponent	Score	RPI S	Opponent	Score	RPI S	Opponent	Score	RPI S	Opponent	Score	
18 H	Arkansas	4 12	42 A	McNeese	3 4	56 N	Rhode Island	12 1	116 A	Middle Tenn.	5 0	
			49 A	New Mexico	5 9	59 A	Kansas	5 8	125 H	Central Ark.	5 3	
			49 A	New Mexico	8 0	59 H	Kansas	2 4	125 H	Central Ark.	4 0	
			49 A	New Mexico	8 17	61 H	DBU	11 8	125 H	Central Ark.	5 0	
						61 H	DBU	7 3	130 H	New Orleans	7 2	
						61 H	DBU	5 1	133 A	Central Mich.	1 2	
						65 A	Missouri	5 3	133 A	Central Mich.	4 7	
						65 H	Missouri	5 1	133 A	Central Mich.	12 1	
						69 A	Minnesota	7 2	138 H	Wichita St.	12 5	
						69 A	Minnesota	2 5	138 H	Wichita St.	13 4	
						69 A	Minnesota	12 3	138 H	Wichita St.	8 1	
						73 A	Oklahoma St.	3 7	140 A	Southeast Mo. St.	4 5	
						91 A	Oral Roberts	9 5	157 A	Belmont	7 5	
						91 H	Oral Roberts	1 3	159 A	Saint Louis	15 8	
						94 H	Memphis	4 5	166 H	Indiana St.	4 1	
						94 H	Memphis	5 6	166 H	Indiana St.	5 2	
						94 H	Memphis	9 5	166 H	Indiana St.	14 4	
									177 N	Stony Brook	7 0	
									184 A	Arkansas St.	13 0	
									190 A	Southern Ill.	7 5	
									190 A	Southern Ill.	7 4	
									190 A	Southern Ill.	19 9	
									191 H	Bradley	13 3	
									191 H	Bradley	5 3	
									191 H	Bradley	9 2	
									210 A	Lipscomb	6 4	
									264 A	Evansville	9 5	
									264 A	Evansville	13 8	
									65 H	Missouri	5 1	
									190 A	Southern Ill.	7 5	
									59 A	Kansas	5 8	
									166 H	Indiana St.	4 1	
									166 H	Indiana St.	14 4	
									190 A	Southern Ill.	7 4	
									190 A	Southern Ill.	19 9	

Non-Div. I Games:

Missouri St.

Missouri.

Missouri.

Missouri St.

Average RPI Win: 126		WON-LOST RECORD		WINNING PCT. RANK		LAST 10 GAMES		STRENGTH OF SCHEDULE		OPP. STRENGTH OF SCHEDULE		TEAM RPI		ADJ RPI		CONF. RPI		ADJ CONF. RPI	
DIV. I ONLY		34-18-0		.65385 41		7-3-0		19		54		16		.58497 16		1		1	
DIV. I NON-CONF.		22-8-0		.73333 25		0-0-0		81		183		30		.57166 30		1		1	
TOTALS		RPI 1-25		RPI 26-50		W-L RECORDS		RPI 51-100		RPI 101-150		RPI 150+							
34-18-0		11-7-0		0-3-0		OVERALL		5-7-0		0-1-0		18-0-0							
23-6-0		6-3-0		0-0-0		HOME		3-2-0		0-1-0		14-0-0							
11-12-0		5-4-0		0-3-0		AWAY		2-5-0		0-0-0		4-0-0							
0-0-0		0-0-0		0-0-0		NEUTRAL		0-0-0		0-0-0		0-0-0							
22-8-0		2-1-0		0-3-0		NON-CONFERENCE		2-3-0		0-1-0		18-0-0							
18-2-0		2-1-0		0-0-0		HOME		2-0-0		0-1-0		14-0-0							
4-6-0		0-0-0		0-0-		AWAY		0-3-0		0-0-0		4-0-0							
0-0-0		0-0-0		0-0-0		NEUTRAL		0-0-0		0-0-0		0-0-0							
12-10-0		9-6-0		0-0-0		CONFERENCE		3-4-0		0-0-0		0-0-0							
5-4-0		4-2-0		0-0-0		HOME		1-2-0		0-0-0		0-0-0							
7-6-0		5-4-0		0-0-0		AWAY		2-2-0		0-0-0		0-0-0							
0-0-0		0-0-0		0-0-0		NEUTRAL		0-0-0		0-0-0		0-0-0							
RPI	S	Opponent		Score		RPI	S	Opponent		Score		RPI	S	Opponent		Score			
4	H	Texas Tech		5	4	32	A	Michigan		2	5	57	A	Georgia Tech		0	2		
4	H	Texas Tech		4	9	32	A	Michigan		2	6	59	H	Kansas		7	6		
4	H	Texas Tech		6	2	32	A	Michigan		4	14	59	H	Kansas		2	5		
6	H	TCU		9	8							59	H	Kansas		10	15		
6	H	TCU		10	9							61	A	DBU		10	16		
6	H	TCU		6	9							73	A	Oklahoma St.		3	4		
10	A	Baylor		0	7							83	H	Boston College		5	4		
10	A	Baylor		3	0							91	A	Oral Roberts		2	3		
10	A	Baylor		11	3							91	H	Oral Roberts		6	2		
19	A	West Virginia		3	1							100	A	Kansas St.		3	0		
19	A	West Virginia		2	4							100	A	Kansas St.		11	5		
19	A	West Virginia		7	4							100	A	Kansas St.		7	9		
20	H	Long Beach St.		4	2									Buffalo					
20	H	Long Beach St.		6	2									Buffalo					
20	H	Long Beach St.		3	8									Buffalo					
25	A	Texas		3	9									Buffalo					
25	A	Texas		3	5									Buffalo					
25	A	Texas		2	1									Buffalo					
														Buffalo					
														Buffalo					
														Buffalo					
														Buffalo					
														Buffalo					
														Buffalo					
														Buffalo					
														Buffalo					
														Buffalo					
														Buffalo					
														Buffalo					
														Buffalo					
														Buffalo					
														Buffalo					
														Buffalo					
														Buffalo					
														Buffalo					
														Buffalo					
														Buffalo					
														Buffalo					
														Buffalo					
														Buffalo					
														Buffalo					
														Buffalo					
														Buffalo					
														Buffalo					
														Buffalo					
														Buffalo					
														Buffalo					
														Buffalo					
														Buffalo					
														Buffalo					
														Buffalo					
														Buffalo					
														Buffalo					
														Buffalo					
														Buffalo					
														Buffalo					
									</										

Non-Div. I Games:

Oklahoma

Average RPI Win: 115		WON-LOST	WINNING	LAST 10	STRENGTH OF		OPP. STRENGTH	TEAM	ADJ		CONF.	ADJ CONF.
Average RPI Loss: 44		RECORD	PCT. RANK	GAMES	SCHEDULE		OF SCHEDULE	RPI	RPI		RPI	RPI
DIV. I ONLY		33-17-0	.66	37	6-4-0		25	35	17		.58409	17
DIV. I NON-CONF.		20-4-0	.83333	10	3-1-0		21	90	1		.62378	1
TOTALS		RPI 1-25	RPI 26-50		W-L RECORDS		RPI 51-100		RPI 101-150		RPI 150+	
33-17-0		1-7-0	4-5-0		OVERALL		9-3-0		11-2-0		8-0-0	
23-5-0		0-0-0	4-3-0		HOME		6-2-0		6-0-0		7-0-0	
8-11-0		0-7-0	0-1-0		AWAY		2-1-0		5-2-0		1-0-0	
2-1-0		1-0-0	0-1-0		NEUTRAL		1-0-0		0-0-0		0-0-0	
20-4-0		1-1-0	4-2-0		NON-CONFERENCE		1-0-0		6-1-0		8-0-0	
14-0-0		0-0-0	4-0-0		HOME		0-0-0		3-0-0		7-0-0	
4-3-0		0-1-0	0-0-		AWAY		0-0-0		3-1-0		1-0-0	
2-1-0		1-0-0	0-1-0		NEUTRAL		1-0-0		0-0-0		0-0-0	
13-13-0		0-6-0	0-3-0		CONFERENCE		8-3-0		5-1-0		0-0-0	
9-5-0		0-0-0	0-3-0		HOME		6-2-0		3-0-0		0-0-0	
4-8-0		0-6-0	0-0-0		AWAY		2-1-0		2-1-0		0-0-0	
0-0-0		0-0-0	0-0-0		NEUTRAL		0-0-0		0-0-0		0-0-0	
RPI S	Opponent	Score	RPI S	Opponent	Score	RPI S	Opponent	Score	RPI S	Opponent	Score	
1 A	Oregon St.	4 5	39 N	Nebraska	0 1	60 A	UCLA	19 4	105 H	New Mexico St.	11 2	
1 A	Oregon St.	7 11	42 H	McNeese	8 3	60 A	UCLA	4 3	105 H	New Mexico St.	6 3	
1 A	Oregon St.	3 4	42 H	McNeese	12 3	60 A	UCLA	7 8	109 H	Southern California	5 1	
4 A	Texas Tech	1 13	42 H	McNeese	12 5	67 H	Washington	12 11	109 H	Southern California	8 1	
11 A	Stanford	1 3	42 H	McNeese	9 3	67 H	Washington	3 1	109 H	Southern California	9 4	
11 A	Stanford	3 4	44 A	Cal St. Fullerton	0 4	67 H	Washington	5 4	115 A	Washington St.	3 9	
11 A	Stanford	2 3	50 H	Utah	2 4	70 H	Oregon	18 4	115 A	Washington St.	6 5	
18 N	Arkansas	3 0	50 H	Utah	5 12	70 H	Oregon	5 4	115 A	Washington St.	19 5	
			50 H	Utah	3 7	70 H	Oregon	4 8	136 A	Grand Canyon	7 3	
						73 N	Oklahoma St.	10 9	136 H	Grand Canyon	3 2	
						86 H	Arizona St.	11 2	139 A	Col. of Charleston	4 3	
						86 H	Arizona St.	13 14	139 A	Col. of Charleston	6 0	
									139 A	Col. of Charleston	1 3	
									164 H	Hartford	21 5	
									164 H	Hartford	25 3	
									164 H	Hartford	17 13	
									231 H	Eastern Ky.	9 8	
									231 H	Eastern Ky.	18 4	
									231 H	Eastern Ky.	16 13	
									231 H	Eastern Ky.	6 0	
									265 A	Santa Clara	16 10	
LAST 10 GAMES						67 H	Washington	3 1				
			139 A	Col. of Charleston	6 0	67 H	Washington	5 4				
			139 A	Col. of Charleston	4 3	265 A	Santa Clara	16 10				
			139 A	Col. of Charleston	1 3	11 A	Stanford	1 3				
			86 H	Arizona St.	13 14	11 A	Stanford	3 4				
			67 H	Washington	12 11							

Non-Div. I Games:

Arizona

Average RPI Win: 109		WON-LOST	WINNING	LAST 10	STRENGTH OF		OPP. STRENGTH	TEAM	ADJ		CONF.	ADJ CONF.
Average RPI Loss: 47		RECORD	PCT. RANK	GAMES	SCHEDULE		OF SCHEDULE	RPI	RPI		RPI	RPI
DIV. I ONLY		37-14-0	.72549	13	52		14	18	.58304		2	2
DIV. I NON-CONF.		21-4-0	.84	6	110		89	13	.59		2	2
TOTALS		RPI 1-25	RPI 26-50		W-L RECORDS		RPI 51-100		RPI 101-150		RPI 150+	
37-14-0		7-4-0	5-6-0		OVERALL		10-3-0		6-0-0		9-1-0	
27-6-0		6-3-0	1-2-0		HOME		7-1-0		6-0-0		7-0-0	
8-6-0		1-0-0	3-4-0		AWAY		2-1-0		0-0-0		2-1-0	
2-2-0		0-1-0	1-0-0		NEUTRAL		1-1-0		0-0-0		0-0-0	
21-4-0		1-1-0	2-1-0		NON-CONFERENCE		5-2-0		6-0-0		7-0-0	
17-1-0		0-0-0	0-0-0		HOME		4-1-0		6-0-0		7-0-0	
2-1-0		1-0-0	1-0-		AWAY		0-0-0		0-0-0		0-0-0	
2-2-0		0-1-0	1-0-0		NEUTRAL		1-1-0		0-0-0		0-0-0	
16-10-0		6-3-0	3-5-0		CONFERENCE		5-1-0		0-0-0		2-1-0	
10-5-0		6-3-0	1-2-0		HOME		3-0-0		0-0-0		0-0-0	
6-5-0		0-0-0	2-3-0		AWAY		2-1-0		0-0-0		2-1-0	
0-0-0		0-0-0	0-0-0		NEUTRAL		0-0-0		0-0-0		0-0-0	
RPI S	Opponent	Score	RPI S	Opponent	Score	RPI S	Opponent	Score	RPI S	Opponent	Score	
12 H	LSU	8 10	33 A	Louisiana Tech	3 4	56 H	Rhode Island	0 3	130 H	New Orleans	5 2	
12 H	LSU	0 2	33 A	Louisiana Tech	13 10	56 H	Rhode Island	5 2	136 H	Grand Canyon	11 2	
12 H	LSU	9 3	34 H	Ole Miss	1 4	56 H	Rhode Island	3 2	136 H	Grand Canyon	6 1	
15 A	Missouri St.	12 4	34 H	Ole Miss	1 9	65 A	Missouri	9 8	147 H	Bryant	11 8	
17 N	Arizona	0 3	34 H	Ole Miss	7 4	65 A	Missouri	2 7	147 H	Bryant	13 7	
23 H	Vanderbilt	4 3	39 N	Nebraska	15 5	65 A	Missouri	9 2	147 H	Bryant	16 6	
23 H	Vanderbilt	7 1	40 A	Tennessee	4 5	73 N	Oklahoma St.	3 8	174 A	Alabama	7 1	
23 H	Vanderbilt	2 6	40 A	Tennessee	2 0	88 H	Georgia	14 4	174 A	Alabama	8 5	
24 H	Mississippi St.	6 1	43 A	Auburn	7 3	88 H	Georgia	5 4	174 A	Alabama	1 7	
24 H	Mississippi St.	5 4	43 A	Auburn	2 15	88 H	Georgia	11 3	221 H	Miami (OH)	11 1	
24 H	Mississippi St.	3 1	43 A	Auburn	6 11	94 H	Memphis	2 0	221 H	Miami (OH)	7 0	
						94 H	Memphis	16 7	221 H	Miami (OH)	5 1	
						100 N	Kansas St.	6 5	247 H	La.-Monroe	11 2	
									247 H	La.-Monroe	12 3	
									286 H	Alcorn	3 2	
									286 H	Alcorn	11 3	
LAST 10 GAMES												
23 H	Vanderbilt	7 1	34 H	Ole Miss	1 4							
23 H	Vanderbilt	2 6	34 H	Ole Miss	7 4							
23 H	Vanderbilt	4 3	34 H	Ole Miss	1 9							
40 A	Tennessee	2 0	100 N	Kansas St.	6 5							
40 A	Tennessee	4 5	43 A	Auburn	6 11							

Non-Div. I Games:

Arkansas

Average RPI Win:		90	WON-LOST RECORD		WINNING PCT. RANK	LAST 10 GAMES		STRENGTH OF SCHEDULE		OPP. STRENGTH OF SCHEDULE	TEAM RPI	ADJ RPI	CONF. RPI	ADJ CONF. RPI
Average RPI Loss:		57	31-20-0		.60784 67	6-4-0		22		6	19	.58141 19	1	1
DIV. I ONLY			20-10-0		.66667 51	5-1-0		73		18	23	.57979 23	1	1
DIV. I NON-CONF.														
TOTALS		RPI 1-25	RPI 26-50		W-L RECORDS		RPI 51-100		RPI 101-150		RPI 150+			
31-20-0		6-6-0	3-4-0		OVERALL		10-9-0		6-0-0		6-1-0			
14-8-0		4-5-0	0-0-0		HOME		4-2-0		3-0-0		3-1-0			
14-12-0		2-1-0	3-4-0		AWAY		6-7-0		3-0-0		0-0-0			
3-0-0		0-0-0	0-0-0		NEUTRAL		0-0-0		0-0-0		3-0-0			
20-10-0		0-0-0	3-4-0		NON-CONFERENCE		5-5-0		6-0-0		6-1-0			
8-2-0		0-0-0	0-0-0		HOME		2-1-0		3-0-0		3-1-0			
9-8-0		0-0-0	3-0-		AWAY		3-4-0		3-0-0		0-0-0			
3-0-0		0-0-0	0-0-0		NEUTRAL		0-0-0		0-0-0		3-0-0			
11-10-0		6-6-0	0-0-0		CONFERENCE		5-4-0		0-0-0		0-0-0			
6-6-0		4-5-0	0-0-0		HOME		2-1-0		0-0-0		0-0-0			
5-4-0		2-1-0	0-0-0		AWAY		3-3-0		0-0-0		0-0-0			
0-0-0		0-0-0	0-0-0		NEUTRAL		0-0-0		0-0-0		0-0-0			
RPI S	Opponent	Score	RPI S	Opponent	Score	RPI S	Opponent	Score	RPI S	Opponent	Score	RPI S	Opponent	Score
4 H	Texas Tech	3 4	28 A	Southeastern La.	2 4	59 H	Kansas	10 1	104 A	Marshall	8 4			
4 H	Texas Tech	0 1	35 A	Maryland	6 7	59 H	Kansas	8 0	104 H	Marshall	14 7			
4 H	Texas Tech	3 2	45 A	Old Dominion	4 8	59 H	Kansas	2 7	123 H	Morehead St.	5 1			
6 H	TCU	6 8	45 A	Old Dominion	4 7	73 A	Oklahoma St.	9 8	128 A	Pittsburgh	8 4			
6 H	TCU	5 4	45 A	Old Dominion	3 1	73 A	Oklahoma St.	2 3	128 H	Pittsburgh	2 0			
6 H	TCU	5 4	46 A	Coastal Caro.	22 9	73 A	Oklahoma St.	5 3	141 A	Nicholls St.	8 1			
10 A	Baylor	6 5	46 A	Coastal Caro.	4 1	77 H	Jacksonville	8 1	160 N	Ball St.	4 1			
10 A	Baylor	7 1				77 H	Jacksonville	2 8	179 H	Gardner-Webb	15 5			
10 A	Baylor	1 5				77 H	Jacksonville	5 3	179 H	Gardner-Webb	4 3			
16 H	Oklahoma	4 2				80 A	Charlotte	6 3	183 H	Eastern Mich.	17 1			
16 H	Oklahoma	1 3				80 A	Charlotte	3 6	188 N	George Mason	5 3			
16 H	Oklahoma	4 7				80 A	Charlotte	2 13	205 H	Penn St.	5 6			
						81 A	Tulane	0 6	205 N	Penn St.	4 2			
						81 A	Tulane	8 9						
						81 A	Tulane	18 5						
						99 A	Virginia Tech	8 6						
						100 A	Kansas St.	9 7						
						100 A	Kansas St.	4 8						
						100 A	Kansas St.	4 11						
LAST 10 GAMES														
			128 H	Pittsburgh	2 0	4 H	Texas Tech	3 2						
			179 H	Gardner-Webb	4 3	4 H	Texas Tech	0 1						
			179 H	Gardner-Webb	15 5	4 H	Texas Tech	3 4						
			205 N	Penn St.	4 2	183 H	Eastern Mich.	17 1						
			205 H	Penn St.	5 6	16 H	Oklahoma	4 7						

Non-Div. I Games:

West Virginia

Average RPI Win: 117		WON-LOST	WINNING	LAST 10	STRENGTH OF		OPP. STRENGTH	TEAM	ADJ		CONF.	ADJ CONF.
Average RPI Loss: 74		RECORD	PCT. RANK	GAMES	SCHEDULE		OF SCHEDULE	RPI	RPI		RPI	RPI
DIV. I ONLY		32-16-1	.66327	34	56		30	20	.58085		8	8
DIV. I NON-CONF.		14-13-1	.51786	137	6		11	24	.5768		8	8
TOTALS		RPI 1-25	RPI 26-50		W-L RECORDS		RPI 51-100		RPI 101-150		RPI 150+	
32-16-1		4-4-0	3-0-0		OVERALL		3-8-1		10-3-0		12-1-0	
16-4-0		1-0-0	3-0-0		HOME		0-2-0		7-1-0		5-1-0	
15-12-1		3-4-0	0-0-0		AWAY		3-6-1		2-2-0		7-0-0	
1-0-0		0-0-0	0-0-0		NEUTRAL		0-0-0		1-0-0		0-0-0	
14-13-1		4-4-0	0-0-0		NON-CONFERENCE		3-8-1		3-1-0		4-0-0	
6-2-0		1-0-0	0-0-0		HOME		0-2-0		2-0-0		3-0-0	
7-11-1		3-4-0	0-0-		AWAY		3-6-1		0-1-0		1-0-0	
1-0-0		0-0-0	0-0-0		NEUTRAL		0-0-0		1-0-0		0-0-0	
18-3-0		0-0-0	3-0-0		CONFERENCE		0-0-0		7-2-0		8-1-0	
10-2-0		0-0-0	3-0-0		HOME		0-0-0		5-1-0		2-1-0	
8-1-0		0-0-0	0-0-0		AWAY		0-0-0		2-1-0		6-0-0	
0-0-0		0-0-0	0-0-0		NEUTRAL		0-0-0		0-0-0		0-0-0	
RPI S	Opponent	Score	RPI S	Opponent	Score	RPI S	Opponent	Score	RPI S	Opponent	Score	
2 A	North Carolina	5 2	44 H	Cal St. Fullerton	6 4	52 A	San Diego	9 9	109 A	Southern California	3 4	
2 A	North Carolina	5 8	44 H	Cal St. Fullerton	1 0	60 A	UCLA	1 2	109 H	Southern California	6 0	
2 A	North Carolina	4 1	44 H	Cal St. Fullerton	8 5	60 H	UCLA	1 5	115 H	Washington St.	8 7	
6 H	TCU	7 0				69 A	Minnesota	6 12	118 A	UC Santa Barbara	5 2	
11 A	Stanford	3 7				69 A	Minnesota	3 2	118 A	UC Santa Barbara	2 3	
16 A	Oklahoma	2 4				69 A	Minnesota	9 1	118 A	UC Santa Barbara	9 3	
16 A	Oklahoma	8 3				74 A	California	3 1	122 H	Cal Poly	5 2	
16 A	Oklahoma	2 6				86 A	Arizona St.	5 8	122 H	Cal Poly	3 6	
						86 A	Arizona St.	4 9	122 H	Cal Poly	3 0	
						86 A	Arizona St.	6 7	136 N	Grand Canyon	9 1	
						87 A	San Diego St.	5 12	137 H	UC Riverside	11 4	
						87 H	San Diego St.	2 6	137 H	UC Riverside	3 0	
									137 H	UC Riverside	8 0	
									155 A	UC Irvine	5 2	
									155 A	UC Irvine	8 2	
									155 A	UC Irvine	4 0	
									165 A	UC Davis	14 9	
									165 A	UC Davis	10 2	
									165 A	UC Davis	9 3	
									171 H	CSUN	4 0	
									171 H	CSUN	6 2	
									171 H	CSUN	5 8	
									193 A	Pepperdine	2 1	
									209 H	Fordham	6 0	
									209 H	Fordham	8 4	
									209 H	Fordham	7 1	
			LAST 10 GAMES									
			69 A	Minnesota	9 1	122 H	Cal Poly	3 0				
			69 A	Minnesota	6 12	52 A	San Diego	9 9				
			69 A	Minnesota	3 2	165 A	UC Davis	10 2				
			122 H	Cal Poly	5 2	165 A	UC Davis	9 3				
			122 H	Cal Poly	3 6	165 A	UC Davis	14 9				

Non-Div. I Games:

Long Beach St.

Average RPI Win:	128	WON-LOST RECORD	WINNING PCT. RANK	LAST 10 GAMES	STRENGTH OF SCHEDULE	OPP. STRENGTH OF SCHEDULE	TEAM RPI	ADJ RPI	CONF. RPI	ADJ CONF. RPI		
DIV. I ONLY		39-13-0	.75	8	7-3-0	74	57	21	.57962	21	5	5
DIV. I NON-CONF.		26-5-0	.83871	8	1-1-0	123	113	19	.58213	19	5	5
<hr/>												
TOTALS	RPI 1-25	RPI 26-50		W-L RECORDS		RPI 51-100		RPI 101-150		RPI 150+		
39-13-0	3-1-0	5-2-0		OVERALL		10-8-0		6-2-0		15-0-0		
31-6-0	2-1-0	3-0-0		HOME		7-3-0		4-2-0		15-0-0		
8-7-0	1-0-0	2-2-0		AWAY		3-5-0		2-0-0		0-0-0		
0-0-0	0-0-0	0-0-0		NEUTRAL		0-0-0		0-0-0		0-0-0		
26-5-0	1-0-0	1-0-0		NON-CONFERENCE		3-3-0		6-2-0		15-0-0		
22-3-0	0-0-0	0-0-0		HOME		3-1-0		4-2-0		15-0-0		
4-2-0	1-0-0	1-0-		AWAY		0-2-0		2-0-0		0-0-0		
0-0-0	0-0-0	0-0-0		NEUTRAL		0-0-0		0-0-0		0-0-0		
13-8-0	2-1-0	4-2-0		CONFERENCE		7-5-0		0-0-0		0-0-0		
9-3-0	2-1-0	3-0-0		HOME		4-2-0		0-0-0		0-0-0		
4-5-0	0-0-0	1-2-0		AWAY		3-3-0		0-0-0		0-0-0		
0-0-0	0-0-0	0-0-0		NEUTRAL		0-0-0		0-0-0		0-0-0		
RPI S	Opponent	Score		RPI S	Opponent	Score		RPI S	Opponent	Score		
5 A	Florida	15	10	26 A	Florida St.	4	2	63 A	FGCU	1	2	
22 H	Houston	5	4	27 H	UCF	6	5	77 A	Jacksonville	9	11	
22 H	Houston	3	7	27 H	UCF	5	4	77 H	Jacksonville	12	6	
22 H	Houston	7	4	27 H	UCF	7	5	81 A	Tulane	4	6	
				41 A	UConn	2	6	81 A	Tulane	3	4	
				41 A	UConn	1	2	81 A	Tulane	7	5	
				41 A	UConn	2	0	84 H	Cincinnati	4	2	
								84 H	Cincinnati	2	3	
								84 H	Cincinnati	3	9	
								85 H	East Carolina	6	3	
								85 H	East Carolina	5	4	
								85 H	East Carolina	8	6	
								94 A	Memphis	11	6	
								94 A	Memphis	1	5	
								94 A	Memphis	4	2	
								97 H	Iowa	9	4	
								97 H	Iowa	2	4	
								97 H	Iowa	6	0	
									</			

Non-Div. I Games:

South Fla.

Average RPI Win:	111	WON-LOST RECORD	WINNING PCT. RANK	LAST 10 GAMES	STRENGTH OF SCHEDULE	OPP. STRENGTH OF SCHEDULE	TEAM RPI	ADJ RPI	CONF. RPI	ADJ CONF. RPI		
DIV. I ONLY		34-18-0	.65385	41	6-4-0	39	26	22	.57936	22	5	5
DIV. I NON-CONF.		21-10-0	.67742	48	2-1-0	56	37	34	.56848	34	5	5
<hr/>												
TOTALS	RPI 1-25	RPI 26-50		W-L RECORDS		RPI 51-100		RPI 101-150		RPI 150+		
34-18-0	4-4-0	7-4-0		OVERALL		10-9-0		2-1-0		11-0-0		
19-6-0	2-0-0	4-2-0		HOME		5-3-0		1-1-0		7-0-0		
13-10-0	2-4-0	3-2-0		AWAY		4-4-0		0-0-0		4-0-0		
2-2-0	0-0-0	0-0-0		NEUTRAL		1-2-0		1-0-0		0-0-0		
21-10-0	3-2-0	4-1-0		NON-CONFERENCE		1-6-0		2-1-0		11-0-0		
12-4-0	2-0-0	2-1-0		HOME		0-2-0		1-1-0		7-0-0		
7-4-0	1-2-0	2-0-		AWAY		0-2-0		0-0-0		4-0-0		
2-2-0	0-0-0	0-0-0		NEUTRAL		1-2-0		1-0-0		0-0-0		
13-8-0	1-2-0	3-3-0		CONFERENCE		9-3-0		0-0-0		0-0-0		
7-2-0	0-0-0	2-1-0		HOME		5-1-0		0-0-0		0-0-0		
6-6-0	1-2-0	1-2-0		AWAY		4-2-0		0-0-0		0-0-0		
0-0-0	0-0-0	0-0-0		NEUTRAL		0-0-0		0-0-0		0-0-0		
RPI	S	Opponent	Score	RPI	S	Opponent	Score	RPI	S	Opponent	Score	
9	H	Wake Forest	8 1	27	A	UCF	3 1	64	A	Rice	3 4	
9	H	Wake Forest	5 4	27	A	UCF	1 6	64	H	Rice	0 9	
10	A	Baylor	1 2	27	A	UCF	2 5	64	N	Rice	6 5	
10	A	Baylor	2 0	41	H	UConn	9 1	65	N	Missouri	2 4	
10	A	Baylor	0 5	41	H	UConn	4 7	68	A	Sam Houston St.	2 3	
21	A	South Fla.	7 3	41	H	UConn	6 5	68	H	Sam Houston St.	2 12	
21	A	South Fla.	4 7	42	A	McNeese	5 4	68	N	Sam Houston St.	4 5	
21	A	South Fla.	4 5	42	H	McNeese	6 5	81	A	Tulane	15 3	
				44	H	Cal St. Fullerton	1 4	81	A	Tulane	4 0	
				44	H	Cal St. Fullerton	7 4	81	A	Tulane	4 11	
				47	A	Louisiana	4 0	81	H	Tulane	8 7	
								81	H	Tulane	1 7	
								81	H	Tulane	12 2	
								85	H	East Carolina	9 6	
								85	H	East Carolina	8 1	
								85	H	East Carolina	17 3	
								94	A	Memphis	9 8	
								94	A	Memphis	8 10	
								94	A	Memphis	13 3	
LAST 10 GAMES												
				42	A	McNeese	5 4	41	H	UConn	4 7	
				81	A	Tulane	4 11	41	H	UConn	9 1	
				81	A	Tulane	4 0	41	H	UConn	6 5	
				81	A	Tulane	15 3	68	A	Sam Houston St.	2 3	
				64	N	Rice	6 5	21	A	South Fla.	4 5	

Non-Div. I Games:

Houston

Average RPI Win: 92		WON-LOST	WINNING	LAST 10	STRENGTH OF		OPP. STRENGTH	TEAM	ADJ	CONF.	ADJ CONF.
Average RPI Loss: 57		RECORD	PCT. RANK	GAMES	SCHEDULE		OF SCHEDULE	RPI	RPI	RPI	RPI
DIV. I ONLY		31-21-0	.59615	76	5-5-0		1	38	23	.57929	23
DIV. I NON-CONF.		18-8-0	.69231	34	2-1-0		12	185	33	.57017	33
TOTALS		RPI 1-25	RPI 26-50		W-L RECORDS		RPI 51-100		RPI 101-150		RPI 150+
31-21-0		3-7-0	8-5-0		OVERALL		8-5-0		5-2-0		7-2-0
19-11-0		1-2-0	5-2-0		HOME		4-3-0		4-2-0		5-2-0
10-10-0		2-5-0	3-3-0		AWAY		4-2-0		1-0-0		0-0-0
2-0-0		0-0-0	0-0-0		NEUTRAL		0-0-0		0-0-0		2-0-0
18-8-0		0-1-0	2-0-0		NON-CONFERENCE		4-3-0		5-2-0		7-2-0
13-6-0		0-0-0	2-0-0		HOME		2-2-0		4-2-0		5-2-0
3-2-0		0-1-0	0-0-		AWAY		2-1-0		1-0-0		0-0-0
2-0-0		0-0-0	0-0-0		NEUTRAL		0-0-0		0-0-0		2-0-0
13-13-0		3-6-0	6-5-0		CONFERENCE		4-2-0		0-0-0		0-0-0
6-5-0		1-2-0	3-2-0		HOME		2-1-0		0-0-0		0-0-0
7-8-0		2-4-0	3-3-0		AWAY		2-1-0		0-0-0		0-0-0
0-0-0		0-0-0	0-0-0		NEUTRAL		0-0-0		0-0-0		0-0-0
RPI S	Opponent	Score	RPI S	Opponent	Score	RPI S	Opponent	Score	RPI S	Opponent	Score
3 A	Louisville	2 6	28 H	Southeastern La.	9 6	52 A	San Diego	8 2	116 A	Middle Tenn.	21 2
5 H	Florida	2 0	28 H	Southeastern La.	4 2	52 A	San Diego	2 3	116 H	Middle Tenn.	17 7
5 H	Florida	8 20	29 A	South Carolina	5 3	52 A	San Diego	11 1	125 H	Central Ark.	10 5
5 H	Florida	6 10	29 A	South Carolina	7 6	58 H	Saint Mary's (CA)	1 5	125 H	Central Ark.	9 1
7 A	Kentucky	3 10	29 A	South Carolina	1 6	58 H	Saint Mary's (CA)	9 8	127 H	Ill.-Chicago	2 5
7 A	Kentucky	6 4	34 A	Ole Miss	0 1	58 H	Saint Mary's (CA)	9 1	127 H	Ill.-Chicago	6 2
7 A	Kentucky	4 7	34 A	Ole Miss	6 2	65 H	Missouri	14 5	127 H	Ill.-Chicago	3 5
18 A	Arkansas	1 7	34 A	Ole Miss	8 10	65 H	Missouri	5 2	157 N	Belmont	17 11
18 A	Arkansas	6 2	37 H	Texas A&M	4 6	65 H	Missouri	1 2	169 H	Austin Peay	8 4
18 A	Arkansas	3 4	37 H	Texas A&M	4 3	88 A	Georgia	8 1	171 H	CSUN	1 4
			37 H	Texas A&M	17 3	88 A	Georgia	0 1	171 H	CSUN	4 6
			40 H	Tennessee	1 0	88 A	Georgia	10 5	171 H	CSUN	11 3
			40 H	Tennessee	3 9	95 H	Tennessee Tech	2 5	210 N	Lipscomb	10 0
									214 H	UT Martin	11 0
									240 H	Western Ky.	8 1
									264 H	Evansville	7 4
LAST 10 GAMES											
			116 H	Middle Tenn.	17 7	65 H	Missouri	14 5			
			18 A	Arkansas	1 7	65 H	Missouri	1 2			
			18 A	Arkansas	6 2	65 H	Missouri	5 2			
			18 A	Arkansas	3 4	169 H	Austin Peay	8 4			
			3 A	Louisville	2 6	40 H	Tennessee	3 9			

Non-Div. I Games:

Vanderbilt

Average RPI Win:	98	WON-LOST	WINNING	LAST 10	STRENGTH OF	OPP. STRENGTH	TEAM	ADJ	CONF.	ADJ CONF.		
Average RPI Loss:	50	RECORD	PCT. RANK	GAMES	SCHEDULE	OF SCHEDULE	RPI	RPI	RPI	RPI		
DIV. I ONLY		34-19-0	.64151	52	5-5-0	23	23	24	.57819	24	2	2
DIV. I NON-CONF.		16-9-0	.64	64	1-0-0	39	144	61	.54349	61	2	2
<hr/>												
TOTALS	RPI 1-25	RPI 26-50		W-L RECORDS		RPI 51-100		RPI 101-150		RPI 150+		
34-19-0	3-6-0	14-6-0		OVERALL		4-5-0		4-2-0		9-0-0		
23-8-0	3-2-0	6-3-0		HOME		1-1-0		4-2-0		9-0-0		
10-10-0	0-3-0	7-3-0		AWAY		3-4-0		0-0-0		0-0-0		
1-1-0	0-1-0	1-0-0		NEUTRAL		0-0-0		0-0-0		0-0-0		
16-9-0	1-2-0	2-2-0		NON-CONFERENCE		3-3-0		4-2-0		6-0-0		
14-5-0	1-1-0	2-1-0		HOME		1-1-0		4-2-0		6-0-0		
2-3-0	0-0-0	0-0-		AWAY		2-2-0		0-0-0		0-0-0		
0-1-0	0-1-0	0-0-0		NEUTRAL		0-0-0		0-0-0		0-0-0		
18-10-0	2-4-0	12-4-0		CONFERENCE		1-2-0		0-0-0		3-0-0		
9-3-0	2-1-0	4-2-0		HOME		0-0-0		0-0-0		3-0-0		
8-7-0	0-3-0	7-2-0		AWAY		1-2-0		0-0-0		0-0-0		
1-0-0	0-0-0	1-0-0		NEUTRAL		0-0-0		0-0-0		0-0-0		
RPI S	Opponent	Score		RPI S	Opponent	Score		RPI S	Opponent	Score		
4 H	Texas Tech	2	5	29 A	South Carolina	1	6	70 A	Oregon	0	1	
4 H	Texas Tech	8	5	29 A	South Carolina	5	4	70 A	Oregon	5	4	
7 H	Kentucky	10	6	29 A	South Carolina	7	4	70 A	Oregon	5	6	
7 H	Kentucky	2	5	33 H	Louisiana Tech	2	3	75 H	FIU	3	8	
7 H	Kentucky	10	6	34 A	Ole Miss	2	1	75 H	FIU	9	7	
14 N	Southern Miss.	5	7	34 A	Ole Miss	4	3	88 A	Georgia	1	4	
18 A	Arkansas	4	5	34 A	Ole Miss	5	3	88 A	Georgia	9	3	
18 A	Arkansas	1	3	34 N	Ole Miss	4	2	88 A	Georgia	1	4	
18 A	Arkansas	1	6	37 A	Texas A&M	5	1	94 A	Memphis	8	3	
				37 A	Texas A&M	4	3					
				37 A	Texas A&M	2	9					
				38 A	South Ala.	2	5					
				38 H	South Ala.	2	0					
				38 H	South Ala.	8	6					
				40 H	Tennessee	14	4					
				40 H	Tennessee	5	4					
				40 H	Tennessee	7	4					
				43 H	Auburn	3	5					
				43 H	Auburn	5	2					
				43 H	Auburn	8	17					
				LAST 10 GAMES								
				119 H	Troy	10	8	37 A	Texas A&M	5	1	
				88 A	Georgia	1	4	37 A	Texas A&M	2	9	
				88 A	Georgia	1	4	43 H	Auburn	3	5	
				88 A	Georgia	9	3	43 H	Auburn	8	17	
				37 A	Texas A&M	4	3	43 H	Auburn	5	2	

Non-Div. I Games:

Mississippi St.

Average RPI Win:	102	WON-LOST RECORD	WINNING PCT. RANK	LAST 10 GAMES	STRENGTH OF SCHEDULE	OPP. STRENGTH OF SCHEDULE	TEAM RPI	ADJ RPI	CONF. RPI	ADJ CONF. RPI					
DIV. I ONLY		32-19-0	.62745	56	6-4-0	20	7	25	.57679	25	1	1			
DIV. I NON-CONF.		23-8-0	.74194	24	4-1-0	59	15	22	.58019	22	1	1			
<hr/>															
TOTALS	RPI 1-25	RPI 26-50		W-L RECORDS		RPI 51-100		RPI 101-150		RPI 150+					
32-19-0	4-12-0	3-2-0		OVERALL		14-4-0		4-0-0		7-1-0					
25-7-0	2-4-0	3-1-0		HOME		10-2-0		4-0-0		6-0-0					
7-11-0	2-8-0	0-0-0		AWAY		4-2-0		0-0-0		1-1-0					
0-1-0	0-0-0	0-1-0		NEUTRAL		0-0-0		0-0-0		0-0-0					
23-8-0	1-3-0	3-2-0		NON-CONFERENCE		8-2-0		4-0-0		7-1-0					
20-3-0	0-0-0	3-1-0		HOME		7-2-0		4-0-0		6-0-0					
3-4-0	1-3-0	0-0-		AWAY		1-0-0		0-0-0		1-1-0					
0-1-0	0-0-0	0-1-0		NEUTRAL		0-0-0		0-0-0		0-0-0					
9-11-0	3-9-0	0-0-0		CONFERENCE		6-2-0		0-0-0		0-0-0					
5-4-0	2-4-0	0-0-0		HOME		3-0-0		0-0-0		0-0-0					
4-7-0	1-5-0	0-0-0		AWAY		3-2-0		0-0-0		0-0-0					
0-0-0	0-0-0	0-0-0		NEUTRAL		0-0-0		0-0-0		0-0-0					
RPI	S	Opponent	Score	RPI	S	Opponent	Score	RPI	S	Opponent	Score	RPI	S	Opponent	Score
4	H	Texas Tech	1 2	37	H	Texas A&M	4 3	59	A	Kansas	1 2	108	H	Lamar University	9 5
4	H	Texas Tech	5 8	41	H	UConn	1 2	59	A	Kansas	4 5	130	H	New Orleans	4 3
4	H	Texas Tech	1 2	41	H	UConn	4 1	59	A	Kansas	5 3	130	H	New Orleans	3 2
6	A	TCU	3 4	41	H	UConn	9 3	60	H	UCLA	5 4	130	H	New Orleans	7 1
6	A	TCU	10 11	47	N	Louisiana	1 8	60	H	UCLA	10 5	187	A	Texas St.	10 11
6	A	TCU	2 8					60	H	UCLA	5 2	187	H	Texas St.	2 0
10	A	Baylor	5 3					64	H	Rice	5 4	187	H	Texas St.	9 2
10	A	Baylor	2 6					64	H	Rice	2 3	198	A	A&M-Corpus Christi	12 2
10	A	Baylor	3 4					64	H	Rice	6 1	198	H	A&M-Corpus Christi	15 0
11	A	Stanford	1 2					64	H	Rice	1 7	251	H	Richmond	9 0
11	A	Stanford	2 5					68	A	Sam Houston St.	7 2	252	H	UTRGV	9 7
11	A	Stanford	4 0					68	H	Sam Houston St.	8 1	274	H	Incarnate Word	10 3
11	A	Stanford	2 3					73	A	Oklahoma St.	5 4				
16	H	Oklahoma	9 3					73	A	Oklahoma St.	7 0				
16	H	Oklahoma	5 3					92	H	UT Arlington	4 1				
16	H	Oklahoma	1 2					100	H	Kansas St.	2 0				
								100	H	Kansas St.	5 0				
								100	H	Kansas St.	6 5				
				LAST 10 GAMES											
				274	H	Incarnate Word	10 3	73	A	Oklahoma St.	5 4				
				6	A	TCU	3 4	73	A	Oklahoma St.	7 0				
				6	A	TCU	2 8	47	N	Louisiana	1 8				
				6	A	TCU	10 11	130	H	New Orleans	4 3				
				92	H	UT Arlington	4 1	130	H	New Orleans	3 2				

Non-Div. I Games:

Texas

Average RPI Win: 110		WON-LOST	WINNING	LAST 10	STRENGTH OF		OPP. STRENGTH	TEAM	ADJ	CONF.	ADJ CONF.
Average RPI Loss: 34		RECORD	PCT. RANK	GAMES	SCHEDULE		OF SCHEDULE	RPI	RPI	RPI	RPI
DIV. I ONLY		33-20-0	.62264	60	6		19	26	.57522	26	3
DIV. I NON-CONF.		21-6-0	.77778	16	20		61	8	.59674	8	4
TOTALS		RPI 1-25	RPI 26-50		W-L RECORDS		RPI 51-100		RPI 101-150		RPI 150+
33-20-0		4-12-0	3-2-0		OVERALL		12-5-0		7-1-0		7-0-0
23-12-0		4-10-0	0-0-0		HOME		6-1-0		6-1-0		7-0-0
10-7-0		0-1-0	3-2-0		AWAY		6-4-0		1-0-0		0-0-0
0-1-0		0-1-0	0-0-0		NEUTRAL		0-0-0		0-0-0		0-0-0
21-6-0		0-4-0	2-0-0		NON-CONFERENCE		5-1-0		7-1-0		7-0-0
17-3-0		0-2-0	0-0-0		HOME		4-0-0		6-1-0		7-0-0
4-2-0		0-1-0	2-0-		AWAY		1-1-0		1-0-0		0-0-0
0-1-0		0-1-0	0-0-0		NEUTRAL		0-0-0		0-0-0		0-0-0
12-14-0		4-8-0	1-2-0		CONFERENCE		7-4-0		0-0-0		0-0-0
6-9-0		4-8-0	0-0-0		HOME		2-1-0		0-0-0		0-0-0
6-5-0		0-0-0	1-2-0		AWAY		5-3-0		0-0-0		0-0-0
0-0-0		0-0-0	0-0-0		NEUTRAL		0-0-0		0-0-0		0-0-0
RPI S	Opponent	Score	RPI S	Opponent	Score	RPI S	Opponent	Score	RPI S	Opponent	Score
2 H	North Carolina	1 3	27 A	UCF	5 0	55 A	Miami (FL)	4 5	107 H	VCU	12 3
2 H	North Carolina	2 5	27 A	UCF	5 2	55 A	Miami (FL)	6 3	107 H	VCU	11 3
2 H	North Carolina	7 9	36 A	North Carolina St.	3 4	63 A	FGCU	2 5	107 H	VCU	0 3
5 A	Florida	0 1	36 A	North Carolina St.	4 8	63 H	FGCU	3 2	114 H	Samford	16 3
5 H	Florida	7 10	36 A	North Carolina St.	16 7	63 H	FGCU	7 6	114 H	Samford	8 0
5 N	Florida	1 4				77 A	Jacksonville	6 5	114 H	Samford	13 4
8 H	Clemson	10 12				77 H	Jacksonville	10 9	149 A	Stetson	11 5
8 H	Clemson	7 6				77 H	Jacksonville	21 2	149 H	Stetson	7 3
8 H	Clemson	7 3				83 H	Boston College	11 1	232 H	Oakland	14 6
9 H	Wake Forest	4 0				83 H	Boston College	5 8	232 H	Oakland	18 10
9 H	Wake Forest	3 4				83 H	Boston College	13 0	232 H	Oakland	12 1
9 H	Wake Forest	9 10				96 A	Notre Dame	8 2	248 H	Pacific	9 8
13 H	Virginia	6 4				96 A	Notre Dame	8 3	248 H	Pacific	18 5
13 H	Virginia	0 8				96 A	Notre Dame	5 1	248 H	Pacific	5 3
13 H	Virginia	5 7				99 A	Virginia Tech	0 17	248 H	Pacific	5 3
21 H	South Fla.	2 4				99 A	Virginia Tech	12 13			
						99 A	Virginia Tech	9 2			
LAST 10 GAMES											
	9 H	Wake Forest	9 10	248 H	Pacific	5 3					
	9 H	Wake Forest	4 0	248 H	Pacific	18 5					
	9 H	Wake Forest	3 4	248 H	Pacific	9 8					
	77 H	Jacksonville	21 2	13 H	Virginia	5 7					
	248 H	Pacific	5 3	13 H	Virginia	0 8					

Non-Div. I Games:

Florida St.

UCF

Average RPI Win:		121	WON-LOST RECORD		WINNING PCT. RANK		LAST 10 GAMES		STRENGTH OF SCHEDULE		OPP. STRENGTH OF SCHEDULE		TEAM RPI		ADJ RPI		CONF. RPI		ADJ CONF. RPI					
DIV. I ONLY			36-17-0		.67925		26		6-4-0		38		62		27		.5746		27		5		5	
DIV. I NON-CONF.			23-9-0		.71875		30		1-2-0		51		115		36		.56403		36		5		5	
TOTALS		RPI 1-25		RPI 26-50		W-L RECORDS		RPI 51-100		RPI 101-150		RPI 150+												
36-17-0		3-5-0		2-3-0		OVERALL		15-6-0		6-3-0		10-0-0												
26-8-0		3-1-0		2-3-0		HOME		5-2-0		6-2-0		10-0-0												
10-9-0		0-4-0		0-0-0		AWAY		10-4-0		0-1-0		0-0-0												
0-0-0		0-0-0		0-0-0		NEUTRAL		0-0-0		0-0-0		0-0-0												
23-9-0		1-1-0		0-2-0		NON-CONFERENCE		6-3-0		6-3-0		10-0-0												
20-5-0		1-0-0		0-2-0		HOME		3-1-0		6-2-0		10-0-0												
3-4-0		0-1-0		0-0-		AWAY		3-2-0		0-1-0		0-0-0												
0-0-0		0-0-0		0-0-0		NEUTRAL		0-0-0		0-0-0		0-0-0												
13-8-0		2-4-0		2-1-0		CONFERENCE		9-3-0		0-0-0		0-0-0												
6-3-0		2-1-0		2-1-0		HOME		2-1-0		0-0-0		0-0-0												
7-5-0		0-3-0		0-0-0		AWAY		7-2-0		0-0-0		0-0-0												
0-0-0		0-0-0		0-0-0		NEUTRAL		0-0-0		0-0-0		0-0-0												
RPI	S	Opponent		Score		RPI	S	Opponent		Score		RPI	S	Opponent		Score								
5	A	Florida		3	4	26	H	Florida St.		0	5	55	A	Miami (FL)		5	2							
5	H	Florida		11	2	26	H	Florida St.		2	5	66	A	Fla. Atlantic		4	9							
21	A	South Fla.		5	6	41	H	UConn		5	6	66	H	Fla. Atlantic		3	8							
21	A	South Fla.		4	5	41	H	UConn		8	2	77	A	Jacksonville		10	3							
21	A	South Fla.		5	7	41	H	UConn		8	1	77	A	Jacksonville		1	7							
22	H	Houston		6	1							77	H	Jacksonville		4	0							
22	H	Houston		5	2							77	H	Jacksonville		10	1							
22	H	Houston		1	3							81	A	Tulane		11	1							
												81	A	Tulane		3	4							
												81	A	Tulane		11	4							
												84	A	Cincinnati		5	8							
												84	A	Cincinnati		3	1							
												84	A	Cincinnati		16	2							
												85	A	East Carolina		7	0							
												85	A	East Carolina		9	4							
												85	A	East Carolina		8	7							
												89	A	Bethune-Cookman		5	4							
												89	H	Bethune-Cookman		5	1							
												94	H	Memphis		2	1							
												94	H	Memphis		4	9							
LAST 10 GAMES																								

Non-Div. I Games:

UCF

RPI	S	Opponent	Score	
94	H	Memphis	7	4

81	A	Tulane	11	1
81	A	Tulane	3	4
81	A	Tulane	11	4
111	A	North Florida	1	2
94	H	Memphis	2	1

U
C
F

U
C
F

Average RPI Win:		113	WON-LOST RECORD		WINNING PCT. RANK		LAST 10 GAMES		STRENGTH OF SCHEDULE		OPP. STRENGTH OF SCHEDULE		TEAM RPI		ADJ RPI		CONF. RPI		ADJ CONF. RPI					
Average RPI Loss:		97																						
DIV. I ONLY			34-17-0		.66667		32		8-2-0		50		68		28		.57234		28		11		11	
DIV. I NON-CONF.			14-7-0		.66667		51		1-1-0		32		3		11		.59096		11		12		12	
TOTALS		RPI 1-25		RPI 26-50		W-L RECORDS		RPI 51-100		RPI 101-150		RPI 150+												
34-17-0		1-4-0		7-2-0		OVERALL		7-2-0		14-5-0		5-4-0												
19-6-0		1-0-0		5-1-0		HOME		3-1-0		6-2-0		4-2-0												
12-10-0		0-3-0		1-1-0		AWAY		3-1-0		7-3-0		1-2-0												
3-1-0		0-1-0		1-0-0		NEUTRAL		1-0-0		1-0-0		0-0-0												
14-7-0		1-4-0		5-1-0		NON-CONFERENCE		5-1-0		1-0-0		2-1-0												
7-1-0		1-0-0		3-0-0		HOME		1-0-0		0-0-0		2-1-0												
4-5-0		0-3-0		1-0-		AWAY		3-1-0		0-0-0		0-0-0												
3-1-0		0-1-0		1-0-0		NEUTRAL		1-0-0		1-0-0		0-0-0												
20-10-0		0-0-0		2-1-0		CONFERENCE		2-1-0		13-5-0		3-3-0												
12-5-0		0-0-0		2-1-0		HOME		2-1-0		6-2-0		2-1-0												
8-5-0		0-0-0		0-0-0		AWAY		0-0-0		7-3-0		1-2-0												
0-0-0		0-0-0		0-0-0		NEUTRAL		0-0-0		0-0-0		0-0-0												
RPI	S	Opponent		Score		RPI	S	Opponent		Score		RPI	S	Opponent		Score		RPI	S	Opponent		Score		
12	A	LSU		2	8	38	A	South Ala.		12	4	64	A	Rice		8	4	103	A	Houston Baptist		3	6	
14	N	Southern Miss.		3	11	38	H	South Ala.		12	9	64	A	Rice		5	15	103	A	Houston Baptist		0	4	
19	H	West Virginia		4	2	38	N	South Ala.		4	3	64	A	Rice		12	4	103	A	Houston Baptist		7	8	
23	A	Vanderbilt		6	9	42	H	McNeese		10	2	68	H	Sam Houston St.		3	10	108	H	Lamar University		4	1	
23	A	Vanderbilt		2	4	42	H	McNeese		5	4	68	H	Sam Houston St.		2	1	108	H	Lamar University		5	13	
						42	H	McNeese		1	4	68	H	Sam Houston St.		3	2	108	H	Lamar University		6	5	
						47	A	Louisiana		2	9	81	A	Tulane		16	2	119	N	Troy		5	4	
						47	H	Louisiana		5	4	81	H	Tulane		8	5	125	H	Central Ark.		10	3	
						47	H	Louisiana		15	3	82	N	Seton Hall		13	1	125	H	Central Ark.		3	2	
																		125	H	Central Ark.		10	3	
																		130	A	New Orleans		8	0	
																		130	A	New Orleans		4	2	
																		130	H	New Orleans		8	3	
																		141	A	Nicholls St.		11	6	
																		141	A	Nicholls St.		4	0	
																		141	H	Nicholls St.		2	3	
																		150	A	SFA		7	0	
																		150	A	SFA		11	7	
																		150	A	SFA		11	5	
																		175	H	Murray St.		1	3	
																		198	A	A&M-Corpus Christi		8	5	
																		198	A	A&M-Corpus Christi		4	5	
																		198	A	A&M-Corpus Christi		2	3	
																		227	H	Northwestern St.		3	2	
																		227	H	Northwestern St.		7	0	
																		227	H	Northwestern St.		4	6	
																		266	H	Hofstra		11	1	
				LAST 10 GAMES																				
						14	N	Southern Miss.		3	11	68	H	Sam Houston St.		3	2	198	A	A&M-Corpus Christi		2	3	
						125	H	Central Ark.		3	2	68	H	Sam Houston St.		2	1	227	H	Northwestern St.		3	2	
						125	H	Central Ark.		10	3	81	A	Tulane		16	2	227	H	Northwestern St.		7	0	
						125	H	Central Ark.		10	3	150	A	SFA		11	7	227	H	Northwestern St.		4	6	
						68	H	Sam Houston St.		3	10	150	A	SFA		11	5	266	H	Hofstra		11	1	

Non-Div. I Games:

Southeastern La.

RPI	S	Opponent	Score	
286	H	Alcorn	21	3

Southeastern La.

S
o
u
t
h
e
a
s
t
e
r
n
L
a
.

S
o
u
t
h
e
a
s
t
e
r
n
L
a
.

Average RPI Win:		105	WON-LOST RECORD		WINNING PCT. RANK		LAST 10 GAMES		STRENGTH OF SCHEDULE		OPP. STRENGTH OF SCHEDULE		TEAM RPI	ADJ RPI		CONF. RPI	ADJ CONF. RPI							
DIV. I ONLY			31-21-0		.59615		76		6-4-0		4		13		29		.57155		29		2		2	
DIV. I NON-CONF.			19-6-0		.76		20		4-0-0		16		86		18		.58267		18		2		2	
TOTALS		RPI 1-25		RPI 26-50		W-L RECORDS		RPI 51-100		RPI 101-150		RPI 150+												
31-21-0		6-13-0		4-2-0		OVERALL		6-3-0		6-2-0		9-1-0												
22-11-0		3-7-0		0-0-0		HOME		5-1-0		6-2-0		8-1-0												
9-8-0		3-4-0		4-2-0		AWAY		1-2-0		0-0-0		1-0-0												
0-2-0		0-2-0		0-0-0		NEUTRAL		0-0-0		0-0-0		0-0-0												
19-6-0		1-3-0		0-0-0		NON-CONFERENCE		5-1-0		6-2-0		7-0-0												
17-4-0		0-1-0		0-0-0		HOME		5-1-0		6-2-0		6-0-0												
2-0-0		1-0-0		0-0-		AWAY		0-0-0		0-0-0		1-0-0												
0-2-0		0-2-0		0-0-0		NEUTRAL		0-0-0		0-0-0		0-0-0												
12-15-0		5-10-0		4-2-0		CONFERENCE		1-2-0		0-0-0		2-1-0												
5-7-0		3-6-0		0-0-0		HOME		0-0-0		0-0-0		2-1-0												
7-8-0		2-4-0		4-2-0		AWAY		1-2-0		0-0-0		0-0-0												
0-0-0		0-0-0		0-0-0		NEUTRAL		0-0-0		0-0-0		0-0-0												
RPI	S	Opponent		Score		RPI	S	Opponent		Score		RPI	S	Opponent		Score		RPI	S	Opponent		Score		
2	N	North Carolina		5	20	40	A	Tennessee		7	1	62	H	Liberty		10	7	102	H	Wright St.		4	3	
5	A	Florida		5	7	40	A	Tennessee		6	4	65	A	Missouri		3	5	102	H	Wright St.		10	5	
5	A	Florida		0	1	40	A	Tennessee		10	2	65	A	Missouri		4	3	102	H	Wright St.		1	5	
5	A	Florida		4	2	43	A	Auburn		4	5	65	A	Missouri		3	5	142	H	Furman		6	1	
7	H	Kentucky		1	19	43	A	Auburn		7	0	79	H	Michigan St.		3	2	145	H	Davidson		3	2	
7	H	Kentucky		4	9	43	A	Auburn		5	6	79	H	Michigan St.		5	2	146	H	UNCG		7	1	
7	H	Kentucky		5	1							80	H	Charlotte		5	4	146	H	UNCG		5	1	
8	A	Clemson		2	0							90	H	Winthrop		8	6	146	H	UNCG		0	1	
8	H	Clemson		3	5							100	H	Kansas St.		5	6	152	H	Presbyterian		4	3	
8	N	Clemson		7	8													156	H	Wofford		9	5	
12	A	LSU		2	5													174	H	Alabama		2	4	
12	A	LSU		6	7													174	H	Alabama		6	5	
12	A	LSU		3	2													174	H	Alabama		4	2	
23	H	Vanderbilt		6	1													182	H	Appalachian St.		8	4	
23	H	Vanderbilt		3	5													229	A	The Citadel		15	1	
23	H	Vanderbilt		6	7													229	H	The Citadel		12	5	
24	H	Mississippi St.		4	7													234	H	Charleston So.		3	0	
24	H	Mississippi St.		4	5													253	H	USC Upstate		6	3	
24	H	Mississippi St.		6	1																			
LAST 10 GAMES																								
253	H	USC Upstate		6	3	152	H	Presbyterian		4	3													
65	A	Missouri		3	5	12	A	LSU		6	7													
65	A	Missouri		3	5	12	A	LSU		2	5													
65	A	Missouri		4	3	12	A	LSU		3	2													
62	H	Liberty		10	7	156	H	Wofford		9	5													

Non-Div. I Games:

South Carolina

Average RPI Win:	119	WON-LOST RECORD	WINNING PCT. RANK	LAST 10 GAMES	STRENGTH OF SCHEDULE	OPP. STRENGTH OF SCHEDULE	TEAM RPI	ADJ RPI	CONF. RPI	ADJ CONF. RPI				
DIV. I ONLY		30-19-2	.60784	67	7-3-0	12	118	30	.5714	30	7	7		
DIV. I NON-CONF.		18-11-1	.61667	73	4-1-0	9	124	25	.57665	25	7	7		
<hr/>														
TOTALS	RPI 1-25	RPI 26-50		W-L RECORDS		RPI 51-100		RPI 101-150		RPI 150+				
30-19-2	1-3-0	4-4-1		OVERALL		9-3-1		4-5-0		12-4-0				
15-8-1	1-0-0	2-3-1		HOME		6-1-0		2-1-0		4-3-0				
12-9-1	0-1-0	2-1-0		AWAY		1-2-1		2-4-0		7-1-0				
3-2-0	0-2-0	0-0-0		NEUTRAL		2-0-0		0-0-0		1-0-0				
18-11-1	1-3-0	0-0-0		NON-CONFERENCE		7-2-1		3-3-0		7-3-0				
9-3-0	1-0-0	0-0-0		HOME		4-0-0		2-1-0		2-2-0				
6-6-1	0-1-0	0-0-		AWAY		1-2-1		1-2-0		4-1-0				
3-2-0	0-2-0	0-0-0		NEUTRAL		2-0-0		0-0-0		1-0-0				
12-8-1	0-0-0	4-4-1		CONFERENCE		2-1-0		1-2-0		5-1-0				
6-5-1	0-0-0	2-3-1		HOME		2-1-0		0-0-0		2-1-0				
6-3-0	0-0-0	2-1-0		AWAY		0-0-0		1-2-0		3-0-0				
0-0-0	0-0-0	0-0-0		NEUTRAL		0-0-0		0-0-0		0-0-0				
RPI	S	Opponent	Score		RPI	S	Opponent	Score		RPI	S	Opponent	Score	
1	N	Oregon St.	0	1	32	A	Michigan	12	9	66	A	Fla. Atlantic	6	6
1	N	Oregon St.	1	4	32	A	Michigan	5	12	66	A	Fla. Atlantic	2	6
3	H	Louisville	4	3	32	A	Michigan	1	0	66	A	Fla. Atlantic	8	4
7	A	Kentucky	2	5	35	H	Maryland	9	2	69	H	Minnesota	0	11
					35	H	Maryland	6	3	69	H	Minnesota	13	12
					35	H	Maryland	2	9	69	H	Minnesota	4	0
					39	H	Nebraska	1	1	71	N	Gonzaga	5	1
					39	H	Nebraska	1	3	71	N	Gonzaga	12	3
					39	H	Nebraska	3	7	84	A	Cincinnati	1	6
										84	H	Cincinnati	3	2
										98	H	Xavier	1	0
										98	H	Xavier	14	3
										98	H	Xavier	11	7

Non-Div. I Games:

Indiana

[illegible]

Non-Div. I Games:

St. John's (NY)

RPI	S	Opponent	Score	
266	H	Hofstra	14	3
270	H	Wagner	6	2
290	H	Fairleigh Dickinson	9	0
290	H	Fairleigh Dickinson	15	8
296	H	NYIT	13	8
299	N	Saint Peter's	12	9

S
t
.
J
o
h
n
's
(
N
Y
)

S
t
.
J
o
h
n
's
(
N
Y
)

St. John's (NY)

Average RPI Win:		144	WON-LOST RECORD		WINNING PCT. RANK	LAST 10 GAMES		STRENGTH OF SCHEDULE		OPP. STRENGTH OF SCHEDULE	TEAM RPI	ADJ RPI	CONF. RPI	ADJ CONF. RPI			
Average RPI Loss:		94															
DIV. I ONLY			40-12-0		.76923	6	8-2-0		149	70	32	.56806	32	7	7		
DIV. I NON-CONF.			25-5-0		.83333	10	2-1-0		146	101	16	.58489	16	7	7		
TOTALS		RPI 1-25		RPI 26-50		W-L RECORDS		RPI 51-100		RPI 101-150		RPI 150+					
40-12-0		3-0-0		2-4-0		OVERALL		6-3-0		12-4-0		17-1-0					
22-5-0		3-0-0		1-2-0		HOME		2-0-0		6-2-0		10-1-0					
13-5-0		0-0-0		1-2-0		AWAY		1-1-0		6-2-0		5-0-0					
5-2-0		0-0-0		0-0-0		NEUTRAL		3-2-0		0-0-0		2-0-0					
25-5-0		3-0-0		0-0-0		NON-CONFERENCE		5-3-0		3-1-0		14-1-0					
13-1-0		3-0-0		0-0-0		HOME		1-0-0		2-0-0		7-1-0					
7-2-0		0-0-0		0-0-		AWAY		1-1-0		1-1-0		5-0-0					
5-2-0		0-0-0		0-0-0		NEUTRAL		3-2-0		0-0-0		2-0-0					
15-7-0		0-0-0		2-4-0		CONFERENCE		1-0-0		9-3-0		3-0-0					
9-4-0		0-0-0		1-2-0		HOME		1-0-0		4-2-0		3-0-0					
6-3-0		0-0-0		1-2-0		AWAY		0-0-0		5-1-0		0-0-0					
0-0-0		0-0-0		0-0-0		NEUTRAL		0-0-0		0-0-0		0-0-0					
RPI	S	Opponent		Score		RPI	S	Opponent		Score		RPI	S	Opponent		Score	
16	H	Oklahoma		5	2	30	H	Indiana		9	12	52	N	San Diego		3	1
16	H	Oklahoma		6	2	30	H	Indiana		0	1	54	A	Loyola Marymount		14	2
16	H	Oklahoma		14	4	30	H	Indiana		12	5	60	A	UCLA		0	1
						35	A	Maryland		4	5	79	H	Michigan St.		12	4
						35	A	Maryland		2	7	82	N	Seton Hall		8	7
						35	A	Maryland		6	2	82	N	Seton Hall		6	8
												82	N	Seton Hall		4	5
												82	N	Seton Hall		10	7
												96	H	Notre Dame		4	3

Non-Div. I Games:

Michigan

RPI	S	Opponent	Score	
233	A	San Jose St.	6	2
236	H	Western Mich.	6	4
260	H	Northern Ill.	7	4
260	H	Northern Ill.	5	8
260	H	Northern Ill.	8	3
260	H	Northern Ill.	7	4
265	A	Santa Clara	10	3

Michigan

M
i
c
h
i
g
a
n

M
i
c
h
i
g
a
n

Average RPI Win:	140	WON-LOST RECORD	WINNING PCT. RANK	LAST 10 GAMES	STRENGTH OF SCHEDULE	OPP. STRENGTH OF SCHEDULE	TEAM RPI	ADJ RPI	CONF. RPI	ADJ CONF. RPI					
DIV. I ONLY		35-16-0	.68627	25	8-2-0	77	81	33	.56538	33	6	6			
DIV. I NON-CONF.		19-5-0	.79167	15	0-1-0	102	178	14	.58715	14	6	6			
<hr/>															
TOTALS	RPI 1-25	RPI 26-50		W-L RECORDS		RPI 51-100		RPI 101-150		RPI 150+					
35-16-0	2-4-0	4-3-0		OVERALL		9-6-0		7-1-0		13-2-0					
22-7-0	1-4-0	2-0-0		HOME		1-2-0		7-0-0		11-1-0					
13-9-0	1-0-0	2-3-0		AWAY		8-4-0		0-1-0		2-1-0					
0-0-0	0-0-0	0-0-0		NEUTRAL		0-0-0		0-0-0		0-0-0					
19-5-0	2-1-0	2-2-0		NON-CONFERENCE		3-0-0		4-1-0		8-1-0					
13-1-0	1-1-0	2-0-0		HOME		0-0-0		4-0-0		6-0-0					
6-4-0	1-0-0	0-0-		AWAY		3-0-0		0-1-0		2-1-0					
0-0-0	0-0-0	0-0-0		NEUTRAL		0-0-0		0-0-0		0-0-0					
16-11-0	0-3-0	2-1-0		CONFERENCE		6-6-0		3-0-0		5-1-0					
9-6-0	0-3-0	0-0-0		HOME		1-2-0		3-0-0		5-1-0					
7-5-0	0-0-0	2-1-0		AWAY		5-4-0		0-0-0		0-0-0					
0-0-0	0-0-0	0-0-0		NEUTRAL		0-0-0		0-0-0		0-0-0					
RPI	S	Opponent	Score	RPI	S	Opponent	Score	RPI	S	Opponent	Score	RPI	S	Opponent	Score
14	H	Southern Miss.	5 8	42	A	McNeese	3 5	64	A	Rice	2 3	104	H	Marshall	19 4
14	H	Southern Miss.	2 5	42	H	McNeese	8 7	64	A	Rice	6 0	104	H	Marshall	7 5
14	H	Southern Miss.	9 13	45	A	Old Dominion	7 3	64	A	Rice	6 4	104	H	Marshall	6 4
18	H	Arkansas	4 3	45	A	Old Dominion	2 3	75	A	FIU	14 6	138	H	Wichita St.	6 2
18	H	Arkansas	10 13	45	A	Old Dominion	7 3	75	A	FIU	10 6	138	H	Wichita St.	15 1
24	A	Mississippi St.	3 2	47	A	Louisiana	1 3	75	A	FIU	3 6	138	H	Wichita St.	12 10
				47	H	Louisiana	6 5	80	A	Charlotte	2 4	150	A	SFA	2 6
								80	A	Charlotte	7 13	150	H	SFA	10 8
								80	A	Charlotte	12 7	173	H	UAB	7 4
								92	A	UT Arlington	6 4	173	H	UAB	10 2
								92	A	UT Arlington	3 1	173	H	UAB	9 14
								92	A	UT Arlington	7 3	184	A	Arkansas St.	19 3
								93	H	UTSA	4 8	184	A	Arkansas St.	5 6
								93	H	UTSA	3 6	216	A	Little Rock	10 6
								93	H	UTSA	6 0	216	H	Little Rock	4 2
												240	H	Western Ky.	5 1
												240	H	Western Ky.	6 5
												240	H	Western Ky.	7 1
												247	H	La.-Monroe	12 3
												278	H	Grambling	15 1
												284	H	Ark.-Pine Bluff	16 1
												284	H	Ark.-Pine Bluff	13 3
												284	H	Ark.-Pine Bluff	11 0
				LAST 10 GAMES											
				104	H	Marshall	6 4	75	A	FIU	10 6				
				104	H	Marshall	19 4	75	A	FIU	14 6				
				104	H	Marshall	7 5	240	H	Western Ky.	5 1				
				47	A	Louisiana	1 3	240	H	Western Ky.	7 1				
				75	A	FIU	3 6	240	H	Western Ky.	6 5				

Non-Div. I Games:

Louisiana Tech

Average RPI Win: 113		WON-LOST RECORD		WINNING PCT. RANK		LAST 10 GAMES		STRENGTH OF SCHEDULE		OPP. STRENGTH OF SCHEDULE		TEAM RPI		ADJ RPI		CONF. RPI		ADJ CONF. RPI	
Average RPI Loss: 41																			
DIV. I ONLY		31-22-0		.58491 81		5-5-0		13		11		34		.56503 34		2		2	
DIV. I NON-CONF.		18-7-0		.72 29		2-1-0		96		51		40		.55942 40		2		2	
TOTALS		RPI 1-25		RPI 26-50		W-L RECORDS		RPI 51-100		RPI 101-150		RPI 150+							
31-22-0		8-16-0		2-1-0		OVERALL		5-3-0		7-0-0		9-2-0							
24-8-0		2-4-0		2-1-0		HOME		5-2-0		6-0-0		9-1-0							
5-10-0		5-8-0		0-0-0		AWAY		0-1-0		0-0-0		0-1-0							
2-4-0		1-4-0		0-0-0		NEUTRAL		0-0-0		1-0-0		0-0-0							
18-7-0		2-3-0		0-0-0		NON-CONFERENCE		3-2-0		7-0-0		6-2-0							
15-2-0		0-0-0		0-0-0		HOME		3-1-0		6-0-0		6-1-0							
1-2-0		1-0-0		0-0-		AWAY		0-1-0		0-0-0		0-1-0							
2-3-0		1-3-0		0-0-0		NEUTRAL		0-0-0		1-0-0		0-0-0							
13-15-0		6-13-0		2-1-0		CONFERENCE		2-1-0		0-0-0		3-0-0							
9-6-0		2-4-0		2-1-0		HOME		2-1-0		0-0-0		3-0-0							
4-8-0		4-8-0		0-0-0		AWAY		0-0-0		0-0-0		0-0-0							
0-1-0		0-1-0		0-0-0		NEUTRAL		0-0-0		0-0-0		0-0-0							
RPI S	Opponent	Score		RPI S	Opponent	Score		RPI S	Opponent	Score		RPI S	Opponent	Score					
4 N	Texas Tech	1	5	37 H	Texas A&M	5	12	65 H	Missouri	9	6	141 N	Nicholls St.	5	0				
5 A	Florida	4	7	37 H	Texas A&M	6	3	65 H	Missouri	3	9	142 H	Furman	2	0				
5 A	Florida	4	6	37 H	Texas A&M	6	4	65 H	Missouri	3	1	142 H	Furman	5	0				
5 A	Florida	2	11					85 H	East Carolina	5	4	142 H	Furman	1	0				
6 N	TCU	3	5					85 H	East Carolina	3	2	144 H	UNCW	8	6				
7 A	Kentucky	9	6					85 H	East Carolina	8	6	144 H	UNCW	8	4				
7 A	Kentucky	2	4					94 A	Memphis	1	2	144 H	UNCW	7	2				
7 A	Kentucky	1	4					94 H	Memphis	6	9	174 H	Alabama	5	4				
10 N	Baylor	0	4									174 H	Alabama	8	2				
12 A	LSU	2	3									174 H	Alabama	7	2				
12 A	LSU	4	1									184 A	Arkansas St.	0	5				
12 A	LSU	2	15									184 H	Arkansas St.	16	4				
14 A	Southern Miss.	6	2									216 H	Little Rock	5	4				
14 N	Southern Miss.	6	5									219 H	Georgia St.	0	2				
18 A	Arkansas	9	1									219 H	Georgia St.	1	0				
18 A	Arkansas	4	1									247 H	La.-Monroe	21	7				
18 A	Arkansas	4	7									247 H	La.-Monroe	5	3				
23 H	Vanderbilt	1	0									284 H	Ark.-Pine Bluff	14	6				
23 H	Vanderbilt	2	6																
23 H	Vanderbilt	10	8																
24 H	Mississippi St.	1	2																
24 H	Mississippi St.	3	4																
24 H	Mississippi St.	3	5																
24 N	Mississippi St.	2	4																
				LAST 10 GAMES															
184 A	Arkansas St.	0	5	5 A	Florida	4	7												
37 H	Texas A&M	6	3	5 A	Florida	2	11												
37 H	Texas A&M	6	4	247 H	La.-Monroe	5	3												
37 H	Texas A&M	5	12	247 H	La.-Monroe	21	7												
5 A	Florida	4	6	18 A	Arkansas	4	1												

Non-Div. I Games:

Ole Miss

Average RPI Win:		136	WON-LOST RECORD		WINNING PCT. RANK		LAST 10 GAMES		STRENGTH OF SCHEDULE		OPP. STRENGTH OF SCHEDULE		TEAM RPI		ADJ RPI		CONF. RPI		ADJ CONF. RPI			
DIV. I ONLY			33-17-0		.66 37		5-5-0		82		65		35		.56451 35		7		7			
DIV. I NON-CONF.			18-8-0		.69231 34		2-0-0		95		59		30		.57166 30		7		7			
TOTALS		RPI 1-25		RPI 26-50		W-L RECORDS		RPI 51-100		RPI 101-150		RPI 150+										
33-17-0		1-5-0		5-5-0		OVERALL		4-0-0		10-3-0		13-4-0										
20-3-0		1-0-0		2-1-0		HOME		3-0-0		4-0-0		10-2-0										
8-12-0		0-4-0		2-4-0		AWAY		0-0-0		6-3-0		0-1-0										
5-2-0		0-1-0		1-0-0		NEUTRAL		1-0-0		0-0-0		3-1-0										
18-8-0		1-5-0		1-0-0		NON-CONFERENCE		1-0-0		6-1-0		9-2-0										
11-0-0		1-0-0		0-0-0		HOME		0-0-0		4-0-0		6-0-0										
2-6-0		0-4-0		0-0-		AWAY		0-0-0		2-1-0		0-1-0										
5-2-0		0-1-0		1-0-0		NEUTRAL		1-0-0		0-0-0		3-1-0										
15-9-0		0-0-0		4-5-0		CONFERENCE		3-0-0		4-2-0		4-2-0										
9-3-0		0-0-0		2-1-0		HOME		3-0-0		0-0-0		4-2-0										
6-6-0		0-0-0		2-4-0		AWAY		0-0-0		4-2-0		0-0-0										
0-0-0		0-0-0		0-0-0		NEUTRAL		0-0-0		0-0-0		0-0-0										
RPI	S	Opponent		Score		RPI	S	Opponent		Score		RPI	S	Opponent		Score						
2	A	North Carolina		2	9	30	A	Indiana		9	2	79	H	Michigan St.		12	2	106	A	Rutgers	6	1
3	N	Louisville		7	10	30	A	Indiana		2	9	79	H	Michigan St.		6	2	106	A	Rutgers	5	1
12	A	LSU		5	9	30	A	Indiana		3	6	79	H	Michigan St.		2	1	106	A	Rutgers	9	1
12	A	LSU		1	6	32	H	Michigan		5	4	96	N	Notre Dame		4	3	113	A	William & Mary	6	0
12	A	LSU		0	14	32	H	Michigan		2	6							113	H	William & Mary	9	8
19	H	West Virginia		7	6	32	H	Michigan		7	2							132	A	Illinois	2	6
						36	N	North Carolina St.		9	2							132	A	Illinois	9	4
						39	A	Nebraska		4	8							132	A	Illinois	6	8
						39	A	Nebraska		8	5							144	A	UNCW	10	6
						39	A	Nebraska		1	3							144	A	UNCW	7	10
																		147	H	Bryant	7	1
																		147	H	Bryant	4	0
																		147	H	Bryant	9	2
																		158	H	UMBC	6	2
																		160	N	Ball St.	3	8
																		181	H	Princeton	2	0
																		181	H	Princeton	4	0
																		181	H	Princeton	6	2
																		188	A	George Mason	5	8
																		196	N	Alabama St.	9	7
																		202	H	Northwestern	3	11
																		202	H	Northwestern	7	1
																		202	H	Northwestern	5	6
																		205	H	Penn St.	15	2
																		205	H	Penn St.	2	1
																		205	H	Penn St.	8	3
																		237	H	Saint Joseph's	11	5

RPI	S	Opponent	Score	
241	N	Towson	6	5
251	H	Richmond	12	11
271	N	Dayton	11	2

Maryland

M
a
r
y
l
a
n
d

M
a
r
y
l
a
n
d

Average RPI Win:		119	WON-LOST RECORD		WINNING PCT. RANK		LAST 10 GAMES		STRENGTH OF SCHEDULE		OPP. STRENGTH OF SCHEDULE		TEAM RPI		ADJ RPI		CONF. RPI		ADJ CONF. RPI					
DIV. I ONLY			31-21-0		.59615		76		9-1-0		32		47		36		.56298		36		3		3	
DIV. I NON-CONF.			17-8-0		.68		42		3-1-0		69		179		53		.55005		53		4		4	
TOTALS		RPI 1-25		RPI 26-50				W-L RECORDS				RPI 51-100				RPI 101-150				RPI 150+				
31-21-0		3-6-0		2-2-0				OVERALL				8-8-0				7-1-0				11-4-0				
18-10-0		1-2-0		2-1-0				HOME				5-3-0				2-1-0				8-3-0				
13-10-0		2-4-0		0-0-0				AWAY				3-5-0				5-0-0				3-1-0				
0-1-0		0-0-0		0-1-0				NEUTRAL				0-0-0				0-0-0				0-0-0				
17-8-0		0-0-0		0-1-0				NON-CONFERENCE				2-2-0				4-1-0				11-4-0				
10-6-0		0-0-0		0-0-0				HOME				0-2-0				2-1-0				8-3-0				
7-1-0		0-0-0		0-0-				AWAY				2-0-0				2-0-0				3-1-0				
0-1-0		0-0-0		0-1-0				NEUTRAL				0-0-0				0-0-0				0-0-0				
14-13-0		3-6-0		2-1-0				CONFERENCE				6-6-0				3-0-0				0-0-0				
8-4-0		1-2-0		2-1-0				HOME				5-1-0				0-0-0				0-0-0				
6-9-0		2-4-0		0-0-0				AWAY				1-5-0				3-0-0				0-0-0				
0-0-0		0-0-0		0-0-0				NEUTRAL				0-0-0				0-0-0				0-0-0				
RPI	S	Opponent		Score		RPI	S	Opponent		Score		RPI	S	Opponent		Score		RPI	S	Opponent		Score		
2	A	North Carolina		1	7	26	H	Florida St.		7	16	55	H	Miami (FL)		5	7	111	H	Western Caro.		8	9	
2	A	North Carolina		2	7	26	H	Florida St.		8	4	55	H	Miami (FL)		5	2	128	A	Pittsburgh		14	6	
2	A	North Carolina		4	2	26	H	Florida St.		4	3	55	H	Miami (FL)		5	3	128	A	Pittsburgh		8	6	
3	H	Louisville		3	1	35	N	Maryland		2	9	56	H	Rhode Island		2	5	128	A	Pittsburgh		7	4	
3	H	Louisville		6	7							80	A	Charlotte		15	10	144	A	UNCW		8	5	
3	H	Louisville		1	8							80	H	Charlotte		5	6	144	H	UNCW		6	3	
9	A	Wake Forest		8	5							83	A	Boston College		3	8	146	A	UNCG		8	2	
9	A	Wake Forest		4	6							83	A	Boston College		1	2	146	H	UNCG		10	1	
9	A	Wake Forest		5	6							83	A	Boston College		0	1	153	H	Delaware		4	5	
												85	A	East Carolina		6	0	153	H	Delaware		7	1	
												96	A	Notre Dame		9	2	153	H	Delaware		7	0	
												96	A	Notre Dame		1	4	161	A	Hawaii		8	1	
												96	A	Notre Dame		1	2	161	A	Hawaii		4	0	
												99	H	Virginia Tech		5	2	161	A	Hawaii		3	8	
												99	H	Virginia Tech		8	6	169	H	Austin Peay		9	3	
												99	H	Virginia Tech		14	2	169	H	Austin Peay		6	3	
																		169	H	Austin Peay		3	7	
																		186	H	UMass Lowell		8	0	
																		188	H	George Mason		7	3	
																		194	A	Elon		6	2	
																		204	H	UNC Asheville		13	1	
																		212	H	Campbell		8	9	
																		255	H	N.C. Central		13	0	
LAST 10 GAMES																								
128 A Pittsburgh						14 6						153 H Delaware						7 0						
128 A Pittsburgh						8 6						153 H Delaware						7 1						
128 A Pittsburgh						7 4						99 H Virginia Tech						14 2						
144 H UNCW						6 3						99 H Virginia Tech						8 6						
153 H Delaware						4 5						99 H Virginia Tech						5 2						

Non-Div. I Games:

North Carolina St.

**T
e
x
a
s
A
&
M**

**T
e
x
a
s
A
&
M**

Texas A&M

Average RPI Win: 162		WON-LOST	WINNING	LAST 10	STRENGTH OF		OPP. STRENGTH	TEAM	ADJ		CONF.	ADJ CONF.											
Average RPI Loss: 52		RECORD	PCT. RANK	GAMES	SCHEDULE		OF SCHEDULE	RPI	RPI		RPI	RPI											
DIV. I ONLY		34-18-0	.65385	41	9-1-0		93	73	38		9	9											
DIV. I NON-CONF.		13-11-0	.54167	120	1-0-0		25	13	43		10	10											
<hr/>																							
TOTALS		RPI 1-25		RPI 26-50		W-L RECORDS		RPI 51-100		RPI 101-150		RPI 150+											
34-18-0		2-7-0		3-7-0		OVERALL		2-2-0		5-0-0		22-2-0											
16-5-0		1-1-0		1-3-0		HOME		0-0-0		1-0-0		13-1-0											
15-11-0		1-6-0		2-3-0		AWAY		2-1-0		1-0-0		9-1-0											
3-2-0		0-0-0		0-1-0		NEUTRAL		0-1-0		3-0-0		0-0-0											
<hr/>																							
13-11-0		2-7-0		1-3-0		NON-CONFERENCE		0-1-0		4-0-0		6-0-0											
7-2-0		1-1-0		0-1-0		HOME		0-0-0		1-0-0		5-0-0											
4-7-0		1-6-0		1-0-		AWAY		0-0-0		1-0-0		1-0-0											
2-2-0		0-0-0		0-1-0		NEUTRAL		0-1-0		2-0-0		0-0-0											
<hr/>																							
21-7-0		0-0-0		2-4-0		CONFERENCE		2-1-0		1-0-0		16-2-0											
9-3-0		0-0-0		1-2-0		HOME		0-0-0		0-0-0		8-1-0											
11-4-0		0-0-0		1-2-0		AWAY		2-1-0		0-0-0		8-1-0											
1-0-0		0-0-0		0-0-0		NEUTRAL		0-0-0		1-0-0		0-0-0											
<hr/>																							
RPI	S	Opponent		Score		RPI	S	Opponent		Score		RPI	S	Opponent		Score							
10	A	Baylor		9	10	28	A	Southeastern La.		9	12	78	A	Ga. Southern		5	8						
10	A	Baylor		7	9	28	H	Southeastern La.		4	12	78	A	Ga. Southern		5	0						
10	A	Baylor		2	3	28	N	Southeastern La.		3	4	78	A	Ga. Southern		19	6						
12	A	LSU		7	6	43	A	Auburn		14	3	82	N	Seton Hall		2	3						
14	A	Southern Miss.		2	4	46	H	Coastal Caro.		9	11												
14	H	Southern Miss.		7	13	46	H	Coastal Caro.		3	4												
24	A	Mississippi St.		0	2	46	H	Coastal Caro.		4	3												
24	A	Mississippi St.		6	8	47	A	Louisiana		2	10												
24	H	Mississippi St.		5	2	47	A	Louisiana		1	11												
						47	A	Louisiana		6	0												
<hr/>																							
LAST 10 GAMES																							
182 A Appalachian St.						11	6	216 H Little Rock						5	11	219 H Georgia St.						16	6
182 A Appalachian St.						8	6	216 H Little Rock						8	3	219 H Georgia St.						19	9
182 A Appalachian St.						24	5	187 H Texas St.						7	5	219 H Georgia St.						7	0
12 A LSU						7	6	187 H Texas St.						9	4	247 A La.-Monroe						4	1
216 H Little Rock						5	3	187 H Texas St.						8	3	247 A La.-Monroe						8	3

Non-Div. I Games:

South Ala.

RPI	S	Opponent	Score	
247	A	La.-Monroe	14	2
295	H	Alabama A&M	11	1

South Ala.

S
o
u
t
h
A
l
a
.

S
o
u
t
h
A
l
a
.

Non-Div. I Games:

Nebraska

Average RPI Win: 119		WON-LOST RECORD		WINNING PCT. RANK		LAST 10 GAMES		STRENGTH OF SCHEDULE		OPP. STRENGTH OF SCHEDULE		TEAM RPI		ADJ RPI		CONF. RPI		ADJ CONF. RPI	
DIV. I ONLY		27-22-0		.55102 106		6-4-0		17		29		40		.55994 40		2		2	
DIV. I NON-CONF.		20-4-0		.83333 10		4-0-0		72		181		7		.59679 7		2		2	
TOTALS		RPI 1-25		RPI 26-50		W-L RECORDS		RPI 51-100		RPI 101-150		RPI 150+							
27-22-0		4-9-0		2-7-0		OVERALL		9-4-0		2-1-0		10-1-0							
15-10-0		1-1-0		1-5-0		HOME		4-3-0		2-1-0		7-0-0							
9-12-0		3-8-0		1-2-0		AWAY		4-1-0		0-0-0		1-1-0							
3-0-0		0-0-0		0-0-0		NEUTRAL		1-0-0		0-0-0		2-0-0							
20-4-0		0-0-0		0-0-0		NON-CONFERENCE		8-2-0		2-1-0		10-1-0							
12-2-0		0-0-0		0-0-0		HOME		3-1-0		2-1-0		7-0-0							
5-2-0		0-0-0		0-0-		AWAY		4-1-0		0-0-0		1-1-0							
3-0-0		0-0-0		0-0-0		NEUTRAL		1-0-0		0-0-0		2-0-0							
7-18-0		4-9-0		2-7-0		CONFERENCE		1-2-0		0-0-0		0-0-0							
3-8-0		1-1-0		1-5-0		HOME		1-2-0		0-0-0		0-0-0							
4-10-0		3-8-0		1-2-0		AWAY		0-0-0		0-0-0		0-0-0							
0-0-0		0-0-0		0-0-0		NEUTRAL		0-0-0		0-0-0		0-0-0							
RPI S	Opponent		Score		RPI S	Opponent		Score		RPI S	Opponent		Score		RPI S	Opponent		Score	
5 A	Florida		7 6		29 H	South Carolina		2 10		54 A	Loyola Marymount		8 4		104 H	Marshall		7 1	
5 A	Florida		3 2		29 H	South Carolina		1 7		82 N	Seton Hall		12 5		116 H	Middle Tenn.		4 7	
5 A	Florida		4 5		29 H	South Carolina		4 6		84 H	Cincinnati		1 2		123 H	Morehead St.		4 3	
7 A	Kentucky		5 15		37 A	Texas A&M		1 3		84 H	Cincinnati		2 1		155 N	UC Irvine		10 9	
7 A	Kentucky		2 7		37 A	Texas A&M		1 2		84 H	Cincinnati		6 2		157 H	Belmont		14 8	
7 A	Kentucky		3 8		37 A	Texas A&M		5 3		87 A	San Diego St.		8 4		169 H	Austin Peay		18 4	
18 H	Arkansas		5 4		43 H	Auburn		1 8		88 H	Georgia		1 3		195 A	ETSU		2 10	
18 H	Arkansas		0 2		43 H	Auburn		2 3		88 H	Georgia		6 5		195 H	ETSU		9 2	
23 A	Vanderbilt		9 3		43 H	Auburn		5 4		88 H	Georgia		5 7		195 N	ETSU		8 1	
23 A	Vanderbilt		0 1							94 A	Memphis		8 5		204 H	UNC Asheville		5 2	
24 A	Mississippi St.		4 14							94 A	Memphis		1 4		231 A	Eastern Ky.		7 6	
24 A	Mississippi St.		4 5							94 A	Memphis		10 0		259 H	Norfolk St.		10 2	
24 A	Mississippi St.		4 7							95 H	Tennessee Tech		6 0		259 H	Norfolk St.		5 2	
															259 H	Norfolk St.		5 4	
LAST 10 GAMES																			
123 H	Morehead St.		4 3		157 H	Belmont		14 8											
7 A	Kentucky		2 7		18 H	Arkansas		0 2											
7 A	Kentucky		3 8		18 H	Arkansas		5 4											
7 A	Kentucky		5 15		195 H	ETSU		9 2											
231 A	Eastern Ky.		7 6		23 A	Vanderbilt		9 3											

Non-Div. I Games:

Tennessee

Average RPI Win: 120		WON-LOST RECORD		WINNING PCT. RANK		LAST 10 GAMES		STRENGTH OF SCHEDULE		OPP. STRENGTH OF SCHEDULE		TEAM RPI		ADJ RPI		CONF. RPI		ADJ CONF. RPI			
DIV. I ONLY		29-22-0		.56863 94		6-4-0		51		67		41		.55965 41		5		5			
DIV. I NON-CONF.		17-13-0		.56667 104		2-1-0		124		150		68		.53914 68		5		5			
TOTALS		RPI 1-25		RPI 26-50		W-L RECORDS		RPI 51-100		RPI 101-150		RPI 150+									
29-22-0		4-5-0		1-2-0		OVERALL		12-8-0		1-1-0		11-6-0									
11-4-0		2-1-0		0-0-0		HOME		6-1-0		0-0-0		3-2-0									
14-16-0		2-4-0		1-2-0		AWAY		6-7-0		1-1-0		4-2-0									
4-2-0		0-0-0		0-0-0		NEUTRAL		0-0-0		0-0-0		4-2-0									
17-13-0		1-2-0		0-0-0		NON-CONFERENCE		4-4-0		1-1-0		11-6-0									
4-2-0		0-0-0		0-0-0		HOME		1-0-0		0-0-0		3-2-0									
9-9-0		1-2-0		0-0-		AWAY		3-4-0		1-1-0		4-2-0									
4-2-0		0-0-0		0-0-0		NEUTRAL		0-0-0		0-0-0		4-2-0									
12-9-0		3-3-0		1-2-0		CONFERENCE		8-4-0		0-0-0		0-0-0									
7-2-0		2-1-0		0-0-0		HOME		5-1-0		0-0-0		0-0-0									
5-7-0		1-2-0		1-2-0		AWAY		3-3-0		0-0-0		0-0-0									
0-0-0		0-0-0		0-0-0		NEUTRAL		0-0-0		0-0-0		0-0-0									
RPI	S	Opponent		Score		RPI	S	Opponent		Score		RPI	S	Opponent		Score					
21	H	South Fla.		2	1	27	A	UCF		1	8	56	A	Rhode Island		2	7				
21	H	South Fla.		6	2	27	A	UCF		2	8	56	H	Rhode Island		4	3				
21	H	South Fla.		0	2	27	A	UCF		6	5	72	A	BYU		9	10				
22	A	Houston		5	6							72	A	BYU		6	7				
22	A	Houston		1	9							72	A	BYU		8	7				
22	A	Houston		7	4							81	A	Tulane		1	3				
25	A	Texas		2	1							81	A	Tulane		5	6				
25	A	Texas		1	4							81	A	Tulane		3	8				
25	A	Texas		3	9							82	A	Seton Hall		2	3				
												82	A	Seton Hall		2	1				
												82	A	Seton Hall		4	0				
												84	H	Cincinnati		3	2				
												84	H	Cincinnati		6	4				
												84	H	Cincinnati		4	5				
												85	A	East Carolina		5	1				
												85	A	East Carolina		3	2				
												85	A	East Carolina		3	2				
												94	H	Memphis		6	2				
												94	H	Memphis		10	7				
												94	H	Memphis		4	0				
LAST 10 GAMES																					
56 H Rhode Island						4	3	257 H Sacred Heart						5	1						
168 H Northeastern						3	5	22 A Houston						7	4						
21 H South Fla.						0	2	22 A Houston						1	9						
21 H South Fla.						2	1	22 A Houston						5	6						
21 H South Fla.						6	2	84 H Cincinnati						3	2						

Non-Div. I Games:

UConn

Average RPI Win:		162	WON-LOST RECORD		WINNING PCT. RANK		LAST 10 GAMES		STRENGTH OF SCHEDULE		OPP. STRENGTH OF SCHEDULE		TEAM RPI		ADJ RPI		CONF. RPI		ADJ CONF. RPI				
DIV. I ONLY			33-17-0		.66 37		3-4-0		114		79		42		.55937 42		11		11				
DIV. I NON-CONF.			13-10-0		.56522 106		3-2-0		70		31		59		.54654 59		12		12				
TOTALS		RPI 1-25		RPI 26-50		W-L RECORDS		RPI 51-100		RPI 101-150		RPI 150+											
33-17-0		2-6-0		2-5-0		OVERALL		2-3-0		12-0-0		15-3-0											
19-4-0		2-1-0		1-1-0		HOME		1-0-0		9-0-0		6-2-0											
14-13-0		0-5-0		1-4-0		AWAY		1-3-0		3-0-0		9-1-0											
0-0-0		0-0-0		0-0-0		NEUTRAL		0-0-0		0-0-0		0-0-0											
13-10-0		2-6-0		1-3-0		NON-CONFERENCE		1-1-0		0-0-0		9-0-0											
9-2-0		2-1-0		1-1-0		HOME		1-0-0		0-0-0		5-0-0											
4-8-0		0-5-0		0-0-		AWAY		0-1-0		0-0-0		4-0-0											
0-0-0		0-0-0		0-0-0		NEUTRAL		0-0-0		0-0-0		0-0-0											
20-7-0		0-0-0		1-2-0		CONFERENCE		1-2-0		12-0-0		6-3-0											
10-2-0		0-0-0		0-0-0		HOME		0-0-0		9-0-0		1-2-0											
10-5-0		0-0-0		1-2-0		AWAY		1-2-0		3-0-0		5-1-0											
0-0-0		0-0-0		0-0-0		NEUTRAL		0-0-0		0-0-0		0-0-0											
RPI	S	Opponent		Score		RPI	S	Opponent		Score		RPI	S	Opponent		Score		RPI	S	Opponent		Score	
12	H	LSU		5	4	28	A	Southeastern La.		4	5	56	H	Rhode Island		5	4	125	A	Central Ark.		5	3
15	H	Missouri St.		4	3	28	A	Southeastern La.		4	1	68	A	Sam Houston St.		9	10	125	A	Central Ark.		6	3
17	A	Arizona		5	12	28	A	Southeastern La.		2	10	68	A	Sam Houston St.		6	8	125	A	Central Ark.		5	3
17	A	Arizona		3	8	33	A	Louisiana Tech		7	8	68	A	Sam Houston St.		10	2	130	H	New Orleans		5	0
17	A	Arizona		3	9	33	H	Louisiana Tech		5	3	81	A	Tulane		2	10	130	H	New Orleans		9	7
17	A	Arizona		3	12	47	A	Louisiana		1	4							130	H	New Orleans		5	3
22	A	Houston		5	6	47	H	Louisiana		1	3							141	H	Nicholls St.		12	3
22	H	Houston		4	5													141	H	Nicholls St.		11	8
																		141	H	Nicholls St.		9	2
																		150	H	SFA		4	1
																		150	H	SFA		8	4
																		150	H	SFA		11	1
																		170	A	Creighton		5	3
																		170	A	Creighton		9	4
																		170	A	Creighton		5	1
																		177	H	Stony Brook		18	2
																		198	H	A&M-Corpus Christi		4	10
																		198	H	A&M-Corpus Christi		6	4
																		198	H	A&M-Corpus Christi		4	5
																		227	A	Northwestern St.		4	7
																		227	A	Northwestern St.		5	4
																		227	A	Northwestern St.		13	4
																		247	A	La.-Monroe		32	4
																		247	H	La.-Monroe		14	5
																		267	A	Abilene Christian		8	5
																		267	A	Abilene Christian		7	4
																		267	A	Abilene Christian		18	5

Non-Div. I Games: LSU-Alexandria 4 2

McNeese

RPI	S	Opponent	Score	
285	H	Prairie View	16	7
285	H	Prairie View	12	9
285	H	Prairie View	7	2

McNeese

M
c
N
e
e
s
e

M
c
N
e
e
s
e

A
u
b
u
r
n

Auburn

Average RPI Win: 109		WON-LOST	WINNING	LAST 10	STRENGTH OF	OPP. STRENGTH	TEAM	ADJ	CONF.	ADJ CONF.							
Average RPI Loss: 88		RECORD	PCT. RANK	GAMES	SCHEDULE	OF SCHEDULE	RPI	RPI	RPI	RPI							
DIV. I ONLY		31-18-0	.63265	54	2-2-0	86	28	44	.55667	44	8	8					
DIV. I NON-CONF.		19-9-0	.67857	46	1-1-0	24	10	21	.58045	21	8	8					
<hr/>																	
TOTALS		RPI 1-25		RPI 26-50		W-L RECORDS		RPI 51-100		RPI 101-150		RPI 150+					
31-18-0		4-5-0		3-0-0		OVERALL		7-5-0		7-5-0		10-3-0					
20-6-0		3-1-0		3-0-0		HOME		4-3-0		4-1-0		6-1-0					
11-11-0		1-4-0		0-0-0		AWAY		3-1-0		3-4-0		4-2-0					
0-1-0		0-0-0		0-0-0		NEUTRAL		0-1-0		0-0-0		0-0-0					
19-9-0		4-2-0		3-0-0		NON-CONFERENCE		7-5-0		2-1-0		3-1-0					
13-4-0		3-1-0		3-0-0		HOME		4-3-0		2-0-0		1-0-0					
6-4-0		1-1-0		0-0-		AWAY		3-1-0		0-1-0		2-1-0					
0-1-0		0-0-0		0-0-0		NEUTRAL		0-1-0		0-0-0		0-0-0					
12-9-0		0-3-0		0-0-0		CONFERENCE		0-0-0		5-4-0		7-2-0					
7-2-0		0-0-0		0-0-0		HOME		0-0-0		2-1-0		5-1-0					
5-7-0		0-3-0		0-0-0		AWAY		0-0-0		3-3-0		2-1-0					
0-0-0		0-0-0		0-0-0		NEUTRAL		0-0-0		0-0-0		0-0-0					
RPI	S	Opponent		Score		RPI	S	Opponent		Score		RPI	S	Opponent		Score	
11	H	Stanford		8	1	49	H	New Mexico		2	1	52	A	San Diego		9	2
11	H	Stanford		6	7	49	H	New Mexico		1	0	52	H	San Diego		13	2
11	H	Stanford		1	0	49	H	New Mexico		5	4	52	N	San Diego		6	11
17	H	Arizona		4	0							58	H	Saint Mary's (CA)		4	12
20	A	Long Beach St.		5	8							60	A	UCLA		7	9
20	A	Long Beach St.		0	1							60	H	UCLA		4	3
20	A	Long Beach St.		4	6							71	H	Gonzaga		4	3
22	A	Houston		4	7							71	H	Gonzaga		0	1
22	A	Houston		4	1							71	H	Gonzaga		3	2
												86	A	Arizona St.		10	4
												86	A	Arizona St.		13	4
												87	H	San Diego St.		4	5

Non-Div. I Games:

Cal St. Fullerton

[illegible]

Non-Div. I Games:

Old Dominion

RPI	S	Opponent	Score	
251	A	Richmond	1	5

Old Dominion

O
l
d
D
o
m
i
n
i
o
n

O
l
d
D
o
m
i
n
i
o
n

Average RPI Win:		153	WON-LOST RECORD		WINNING PCT. RANK		LAST 10 GAMES		STRENGTH OF SCHEDULE		OPP. STRENGTH OF SCHEDULE		TEAM RPI		ADJ RPI		CONF. RPI		ADJ CONF. RPI				
DIV. I ONLY			34-18-1		.65094 49		8-2-0		75		90		46		.55242 46		9		9				
DIV. I NON-CONF.			15-11-0		.57692 99		1-2-0		61		40		96		.52653 96		10		10				
TOTALS		RPI 1-25		RPI 26-50		W-L RECORDS		RPI 51-100		RPI 101-150		RPI 150+											
34-18-1		0-6-0		3-3-1		OVERALL		5-2-0		11-4-0		15-3-0											
19-12-1		0-3-0		1-2-1		HOME		2-2-0		9-4-0		7-1-0											
15-6-0		0-3-0		2-1-0		AWAY		3-0-0		2-0-0		8-2-0											
0-0-0		0-0-0		0-0-0		NEUTRAL		0-0-0		0-0-0		0-0-0											
15-11-0		0-6-0		0-1-0		NON-CONFERENCE		1-0-0		9-3-0		5-1-0											
12-8-0		0-3-0		0-1-0		HOME		1-0-0		7-3-0		4-1-0											
3-3-0		0-3-0		0-0-		AWAY		0-0-0		2-0-0		1-0-0											
0-0-0		0-0-0		0-0-0		NEUTRAL		0-0-0		0-0-0		0-0-0											
19-7-1		0-0-0		3-2-1		CONFERENCE		4-2-0		2-1-0		10-2-0											
7-4-1		0-0-0		1-1-1		HOME		1-2-0		2-1-0		3-0-0											
12-3-0		0-0-0		2-1-0		AWAY		3-0-0		0-0-0		7-2-0											
0-0-0		0-0-0		0-0-0		NEUTRAL		0-0-0		0-0-0		0-0-0											
RPI	S	Opponent		Score		RPI	S	Opponent		Score		RPI	S	Opponent		Score							
2	A	North Carolina		6	7	31	H	St. John's (NY)		4	7	78	H	Ga. Southern		2	3	111	H	Western Caro.		4	5
8	A	Clemson		8	11	38	A	South Ala.		11	9	78	H	Ga. Southern		6	7	119	H	Troy		0	4
9	A	Wake Forest		9	19	38	A	South Ala.		4	3	78	H	Ga. Southern		6	5	119	H	Troy		5	4
9	H	Wake Forest		8	13	38	A	South Ala.		3	4	90	H	Winthrop		8	3	119	H	Troy		11	8
19	H	West Virginia		9	22	47	H	Louisiana		9	8	92	A	UT Arlington		5	0	132	H	Illinois		6	7
19	H	West Virginia		1	4	47	H	Louisiana		0	1	92	A	UT Arlington		4	1	132	H	Illinois		6	0
						47	H	Louisiana		7	7	92	A	UT Arlington		5	4	132	H	Illinois		3	2
																		135	H	San Francisco		7	5
																		135	H	San Francisco		6	1
																		139	A	Col. of Charleston		8	5
																		139	H	Col. of Charleston		16	7
																		139	H	Col. of Charleston		5	6
																		144	A	UNCW		4	1
																		144	H	UNCW		13	6
																		144	H	UNCW		13	2
																		160	H	Ball St.		1	0
																		180	H	Albany (NY)		14	0
																		184	H	Arkansas St.		5	0
																		184	H	Arkansas St.		11	6
																		184	H	Arkansas St.		6	1
																		187	A	Texas St.		7	10
																		187	A	Texas St.		4	3
																		187	A	Texas St.		4	5
																		188	H	George Mason		9	8
																		219	A	Georgia St.		4	0
																		219	A	Georgia St.		17	0
																		219	A	Georgia St.		8	5
LAST 10 GAMES																							
8	A	Clemson		8	11	144	H	UNCW		13	6	187	A	Texas St.		4	5						
92	A	UT Arlington		5	0	247	A	La.-Monroe		8	1	188	H	George Mason		9	8						
92	A	UT Arlington		4	1	247	A	La.-Monroe		10	5	219	A	Georgia St.		4	0						
92	A	UT Arlington		5	4	247	A	La.-Monroe		7	5	219	A	Georgia St.		17	0						
139	H	Col. of Charleston		5	6	119	H	Troy		11	8	219	A	Georgia St.		8	5						

Non-Div. I Games:

Coastal Caro.

RPI	S	Opponent	Score	
229	A	The Citadel	9	6
230	H	James Madison	3	11
247	A	La.-Monroe	10	5
247	A	La.-Monroe	8	1
247	A	La.-Monroe	7	5
251	H	Richmond	8	5

Coastal Caro.

C
o
a
s
t
a
l
C
a
r
o
.

C
o
a
s
t
a
l
C
a
r
o
.

Average RPI Win:	135	WON-LOST RECORD	WINNING PCT. RANK	LAST 10 GAMES	STRENGTH OF SCHEDULE	OPP. STRENGTH OF SCHEDULE	TEAM RPI	ADJ RPI	CONF. RPI	ADJ CONF. RPI		
DIV. I ONLY		32-20-1	.61321	64	5-5-0	60	91	47	.55175	47	9	9
DIV. I NON-CONF.		16-10-0	.61538	74	2-0-0	52	41	44	.55637	44	10	10
<hr/>												
TOTALS	RPI 1-25	RPI 26-50		W-L RECORDS		RPI 51-100		RPI 101-150		RPI 150+		
32-20-1	3-3-0	7-5-1		OVERALL		4-7-0		3-2-0		15-3-0		
19-8-0	2-2-0	5-1-0		HOME		1-3-0		1-0-0		10-2-0		
11-10-1	0-0-0	2-4-1		AWAY		3-4-0		2-2-0		4-0-0		
2-2-0	1-1-0	0-0-0		NEUTRAL		0-0-0		0-0-0		1-1-0		
16-10-0	3-3-0	4-3-0		NON-CONFERENCE		3-2-0		1-1-0		5-1-0		
9-3-0	2-2-0	3-0-0		HOME		0-1-0		1-0-0		3-0-0		
5-5-0	0-0-0	1-0-		AWAY		3-1-0		0-1-0		1-0-0		
2-2-0	1-1-0	0-0-0		NEUTRAL		0-0-0		0-0-0		1-1-0		
16-10-1	0-0-0	3-2-1		CONFERENCE		1-5-0		2-1-0		10-2-0		
10-5-0	0-0-0	2-1-0		HOME		1-2-0		0-0-0		7-2-0		
6-5-1	0-0-0	1-1-1		AWAY		0-3-0		2-1-0		3-0-0		
0-0-0	0-0-0	0-0-0		NEUTRAL		0-0-0		0-0-0		0-0-0		
RPI S	Opponent	Score	RPI S	Opponent	Score	RPI S	Opponent	Score	RPI S	Opponent	Score	
12 N	LSU	2 3	28 A	Southeastern La.	3 15	68 A	Sam Houston St.	3 8	119 A	Troy	6 5	
14 H	Southern Miss.	5 4	28 A	Southeastern La.	4 5	68 A	Sam Houston St.	2 0	119 A	Troy	7 2	
14 H	Southern Miss.	3 1	28 H	Southeastern La.	9 2	68 A	Sam Houston St.	6 1	119 A	Troy	5 7	
14 H	Southern Miss.	11 15	33 A	Louisiana Tech	5 6	78 H	Ga. Southern	5 6	141 A	Nicholls St.	1 3	
22 H	Houston	0 4	33 H	Louisiana Tech	3 1	78 H	Ga. Southern	3 0	141 H	Nicholls St.	18 2	
25 N	Texas	8 1	38 H	South Ala.	0 6	78 H	Ga. Southern	1 9	175 N	Murray St.	0 2	
			38 H	South Ala.	11 1	81 A	Tulane	1 0	182 H	Appalachian St.	3 0	
			38 H	South Ala.	10 2	81 H	Tulane	4 6	182 H	Appalachian St.	4 12	
			42 A	McNeese	3 1	92 A	UT Arlington	3 9	182 H	Appalachian St.	4 3	
			42 H	McNeese	4 1	92 A	UT Arlington	2 10	184 H	Arkansas St.	13 2	
			46 A	Coastal Caro.	8 9	92 A	UT Arlington	4 5	184 H	Arkansas St.	3 2	
			46 A	Coastal Caro.	7 7				184 H	Arkansas St.	8 0	
			46 A	Coastal Caro.	1 0				187 H	Texas St.	4 8	
									187 H	Texas St.	4 3	
									187 H	Texas St.	8 7	
									216 A	Little Rock	9 4	
									216 A	Little Rock	7 4	
									216 A	Little Rock	5 3	
									227 A	Northwestern St.	8 6	
									266 N	Hofstra	1 0	
									299 H	Saint Peter's	10 0	
									299 H	Saint Peter's	6 1	
									299 H	Saint Peter's	4 0	
			LAST 10 GAMES									
			187 H	Texas St.	4 3	78 H	Ga. Southern	1 9				
			187 H	Texas St.	4 8	78 H	Ga. Southern	5 6				
			187 H	Texas St.	8 7	78 H	Ga. Southern	3 0				
			42 H	McNeese	4 1	92 A	UT Arlington	3 9				
			33 H	Louisiana Tech	3 1	92 A	UT Arlington	2 10				

Non-Div. I Games:

Louisiana

Average RPI Win: 174		WON-LOST	WINNING	LAST 10	STRENGTH OF		OPP. STRENGTH	TEAM	ADJ	CONF.	ADJ CONF.
Average RPI Loss: 128		RECORD	PCT. RANK	GAMES	SCHEDULE		OF SCHEDULE	RPI	RPI	RPI	RPI
DIV. I ONLY		27-11-0	.71053	18	7-3-0		168	156	48	.55171	48
DIV. I NON-CONF.		15-7-0	.68182	41	4-1-0		153	114	46	.55512	46
TOTALS		RPI 1-25	RPI 26-50		W-L RECORDS		RPI 51-100		RPI 101-150		RPI 150+
27-11-0		0-0-0	0-3-0		OVERALL		4-0-0		2-2-0		21-6-0
13-3-0		0-0-0	0-0-0		HOME		0-0-0		2-1-0		11-2-0
11-7-0		0-0-0	0-3-0		AWAY		4-0-0		0-1-0		7-3-0
3-1-0		0-0-0	0-0-0		NEUTRAL		0-0-0		0-0-0		3-1-0
15-7-0		0-0-0	0-3-0		NON-CONFERENCE		4-0-0		2-2-0		9-2-0
5-2-0		0-0-0	0-0-0		HOME		0-0-0		2-1-0		3-1-0
8-5-0		0-0-0	0-0-		AWAY		4-0-0		0-1-0		4-1-0
2-0-0		0-0-0	0-0-0		NEUTRAL		0-0-0		0-0-0		2-0-0
12-4-0		0-0-0	0-0-0		CONFERENCE		0-0-0		0-0-0		12-4-0
8-1-0		0-0-0	0-0-0		HOME		0-0-0		0-0-0		8-1-0
3-2-0		0-0-0	0-0-0		AWAY		0-0-0		0-0-0		3-2-0
1-1-0		0-0-0	0-0-0		NEUTRAL		0-0-0		0-0-0		1-1-0
RPI S	Opponent	Score	RPI S	Opponent	Score	RPI S	Opponent	Score	RPI S	Opponent	Score
			49 A	New Mexico	4 8	99 A	Virginia Tech	12 5	117 A	Cornell	4 6
			49 A	New Mexico	4 11	99 A	Virginia Tech	2 1	117 H	Cornell	2 10
			49 A	New Mexico	4 10	99 A	Virginia Tech	6 5	129 H	Marist	3 1
						99 A	Virginia Tech	9 8	134 H	St. Bonaventure	10 6
									158 H	UMBC	11 2
									158 H	UMBC	3 12
									158 H	UMBC	9 1
									162 A	Central Conn. St.	3 0
									162 A	Central Conn. St.	1 2
									162 H	Central Conn. St.	6 1
									162 H	Central Conn. St.	2 3
									162 H	Central Conn. St.	3 2
									177 A	Stony Brook	1 4
									177 A	Stony Brook	9 17
									180 A	Albany (NY)	4 3
									180 A	Albany (NY)	7 2
									180 A	Albany (NY)	3 0
									186 H	UMass Lowell	5 2
									186 H	UMass Lowell	6 5
									186 H	UMass Lowell	6 2
									186 N	UMass Lowell	2 5
									186 N	UMass Lowell	1 0
									197 H	Maine	9 3
									197 H	Maine	7 4
									197 H	Maine	3 2
									205 A	Penn St.	6 3
									223 N	Toledo	7 3
LAST 10 GAMES			177 A	Stony Brook	1 4	186 H	UMass Lowell	6 2	177 H	Maine	9 3
			177 A	Stony Brook	9 17	134 H	St. Bonaventure	10 6	197 H	Maine	7 4
			246 H	Siena	22 1	162 H	Central Conn. St.	3 2	197 H	Maine	3 2
			186 H	UMass Lowell	5 2	162 H	Central Conn. St.	2 3	205 A	Penn St.	6 3
			186 H	UMass Lowell	6 5	162 H	Central Conn. St.	6 1	223 N	Toledo	7 3

Non-Div. I Games:

Binghamton

RPI	S	Opponent	Score	
223	N	Toledo	9	3
225	A	Bucknell	12	0
246	H	Siena	22	1
251	A	Richmond	15	0

Binghamton

B
i
n
g
h
a
m
t
o
n

B
i
n
g
h
a
m
t
o
n

Average RPI Win:		154	WON-LOST RECORD		WINNING PCT. RANK	LAST 10 GAMES	STRENGTH OF SCHEDULE		OPP. STRENGTH OF SCHEDULE	TEAM RPI	ADJ RPI	CONF. RPI	ADJ CONF. RPI
Average RPI Loss:		92											
DIV. I ONLY		28-23-1			.54808 110	4-6-0	30		138	49	.55159 49	19	19
DIV. I NON-CONF.		10-16-0			.38462 225	0-1-0	1		25	50	.5525 50	15	15
TOTALS		RPI 1-25	RPI 26-50		W-L RECORDS		RPI 51-100		RPI 101-150		RPI 150+		
28-23-1		3-4-0	3-3-0		OVERALL		3-8-0		3-2-0		16-6-1		
17-6-0		3-2-0	3-0-0		HOME		0-0-0		1-2-0		10-2-0		
10-17-1		0-2-0	0-3-0		AWAY		3-8-0		1-0-0		6-4-1		
1-0-0		0-0-0	0-0-0		NEUTRAL		0-0-0		1-0-0		0-0-0		
10-16-0		3-4-0	3-3-0		NON-CONFERENCE		1-7-0		3-2-0		0-0-0		
7-4-0		3-2-0	3-0-0		HOME		0-0-0		1-2-0		0-0-0		
2-12-0		0-2-0	0-0-		AWAY		1-7-0		1-0-0		0-0-0		
1-0-0		0-0-0	0-0-0		NEUTRAL		0-0-0		1-0-0		0-0-0		
18-7-1		0-0-0	0-0-0		CONFERENCE		2-1-0		0-0-0		16-6-1		
10-2-0		0-0-0	0-0-0		HOME		0-0-0		0-0-0		10-2-0		
8-5-1		0-0-0	0-0-0		AWAY		2-1-0		0-0-0		6-4-1		
0-0-0		0-0-0	0-0-0		NEUTRAL		0-0-0		0-0-0		0-0-0		
RPI S	Opponent	Score	RPI S	Opponent	Score	RPI S	Opponent	Score	RPI S	Opponent	Score		
4 A	Texas Tech	4 12	44 A	Cal St. Fullerton	4 5	52 A	San Diego	2 7	105 A	New Mexico St.	5 3		
4 A	Texas Tech	2 7	44 A	Cal St. Fullerton	1 2	61 A	DBU	6 5	105 H	New Mexico St.	5 12		
4 H	Texas Tech	16 5	44 A	Cal St. Fullerton	0 1	61 A	DBU	6 7	105 N	New Mexico St.	8 2		
4 H	Texas Tech	15 27	48 H	Binghamton	10 4	61 A	DBU	2 5	136 H	Grand Canyon	22 3		
15 H	Missouri St.	0 8	48 H	Binghamton	8 4	73 A	Oklahoma St.	0 3	136 H	Grand Canyon	1 6		
15 H	Missouri St.	17 8	48 H	Binghamton	11 4	73 A	Oklahoma St.	0 13	163 A	Fresno St.	2 16		
15 H	Missouri St.	9 5				87 A	San Diego St.	12 10	163 A	Fresno St.	3 9		
						87 A	San Diego St.	11 6	163 A	Fresno St.	9 15		
						87 A	San Diego St.	0 4	163 H	Fresno St.	24 4		
						100 A	Kansas St.	2 3	163 H	Fresno St.	6 2		
						100 A	Kansas St.	10 12	163 H	Fresno St.	1 2		
									213 A	Air Force	24 16		
									213 A	Air Force	19 5		
									213 A	Air Force	16 7		
									213 H	Air Force	14 18		
									213 H	Air Force	17 10		
									213 H	Air Force	11 6		
									233 A	San Jose St.	5 5		
									233 A	San Jose St.	1 2		
									233 H	San Jose St.	11 1		
									233 H	San Jose St.	16 8		
									233 H	San Jose St.	8 3		
									245 A	UNLV	7 3		
									245 A	UNLV	29 8		
									245 A	UNLV	4 2		
									245 H	UNLV	13 4		
									245 H	UNLV	13 4		
LAST 10 GAMES			LAST 10 GAMES			LAST 10 GAMES			LAST 10 GAMES				
			163 A	Fresno St.	9 15	213 H	Air Force	14 18					
			163 A	Fresno St.	2 16	105 H	New Mexico St.	5 12					
			163 A	Fresno St.	3 9	87 A	San Diego St.	12 10					
			213 H	Air Force	11 6	87 A	San Diego St.	11 6					
			213 H	Air Force	17 10	87 A	San Diego St.	0 4					

Non-Div. I Games:

New Mexico

RPI	S	Opponent	Score
245	H	UNLV	11 9

Average RPI Win:	98	WON-LOST RECORD	WINNING PCT. RANK	LAST 10 GAMES	STRENGTH OF SCHEDULE	OPP. STRENGTH OF SCHEDULE	TEAM RPI	ADJ RPI	CONF. RPI	ADJ CONF. RPI	
Average RPI Loss:	88										
DIV. I ONLY	24-21-0	.53333	116	6-4-0	35	46	50	.54935	50	4	4
DIV. I NON-CONF.	12-9-0	.57143	101	2-2-0	97	132	83	.53187	83	3	3
TOTALS	RPI 1-25	RPI 26-50	W-L RECORDS	RPI 51-100	RPI 101-150	RPI 150+					
24-21-0	4-5-0	1-1-0	OVERALL	7-7-0	9-5-0	3-3-0					
11-9-0	0-0-0	0-0-0	HOME	4-3-0	7-5-0	0-1-0					
10-11-0	4-5-0	0-0-0	AWAY	3-4-0	0-0-0	3-2-0					
3-1-0	0-0-0	1-1-0	NEUTRAL	0-0-0	2-0-0	0-0-0					
12-9-0	0-0-0	1-1-0	NON-CONFERENCE	3-2-0	5-3-0	3-3-0					
3-5-0	0-0-0	0-0-0	HOME	0-1-0	3-3-0	0-1-0					
6-3-0	0-0-0	0-0-0	AWAY	3-1-0	0-0-0	3-2-0					
3-1-0	0-0-0	1-1-0	NEUTRAL	0-0-0	2-0-0	0-0-0					
12-12-0	4-5-0	0-0-0	CONFERENCE	4-5-0	4-2-0	0-0-0					
8-4-0	0-0-0	0-0-0	HOME	4-2-0	4-2-0	0-0-0					
4-8-0	4-5-0	0-0-0	AWAY	0-3-0	0-0-0	0-0-0					
0-0-0	0-0-0	0-0-0	NEUTRAL	0-0-0	0-0-0	0-0-0					
RPI S Opponent	Score	RPI S Opponent	Score	RPI S Opponent	Score	RPI S Opponent	Score				
1 A Oregon St.	4 5	39 N Nebraska	3 4	67 A Washington	1 3	105 H New Mexico St.	5 1				
1 A Oregon St.	1 5	39 N Nebraska	7 5	67 A Washington	3 4	105 H New Mexico St.	0 3				
1 A Oregon St.	4 5			67 A Washington	1 4	105 H New Mexico St.	5 1				
11 A Stanford	1 5			70 H Oregon	11 5	109 H Southern California	9 7				
11 A Stanford	4 6			70 H Oregon	1 11	109 H Southern California	6 5				
11 A Stanford	4 0			70 H Oregon	13 1	109 H Southern California	4 2				
17 A Arizona	12 5			72 A BYU	7 6	115 H Washington St.	4 5				
17 A Arizona	4 2			72 H BYU	6 11	115 H Washington St.	1 10				
17 A Arizona	7 3			74 H California	9 3	115 H Washington St.	2 1				
				74 H California	16 8	137 H UC Riverside	2 6				
				74 H California	7 8	137 H UC Riverside	7 3				
				93 A UTSA	3 8	137 H UC Riverside	5 7				
				93 A UTSA	17 3	148 N Ohio St.	6 4				
				93 A UTSA	7 1	148 N Ohio St.	12 0				
						178 A CSU Bakersfield	15 3				
						178 A CSU Bakersfield	5 6				
						178 A CSU Bakersfield	7 5				
						217 A Nevada	4 9				
						262 A Utah Valley	23 5				
						262 H Utah Valley	7 9				
LAST 10 GAMES											
		109 H Southern California	6 5			137 H UC Riverside	2 6				
		109 H Southern California	9 7			137 H UC Riverside	7 3				
		109 H Southern California	4 2			115 H Washington St.	4 5				
		72 A BYU	7 6			115 H Washington St.	1 10				
		137 H UC Riverside	5 7			115 H Washington St.	2 1				

Non-Div. I Games:

Utah

M
e
r
c
e
r

Mercer

RPI	S	Opponent	Score	
192	A	VMI	9	6
192	A	VMI	17	5
192	A	VMI	10	6
195	H	ETSU	10	6
195	H	ETSU	5	2
195	H	ETSU	2	9
219	A	Georgia St.	11	4
229	A	The Citadel	5	3
229	A	The Citadel	2	1
229	A	The Citadel	6	5
287	A	Savannah St.	6	0
287	H	Savannah St.	12	2
288	H	UMES	15	0
288	H	UMES	13	2
288	H	UMES	8	4

Mercer

M
e
r
c
e
r

M
e
r
c
e
r

Average RPI Win:		142	WON-LOST RECORD		WINNING PCT. RANK		LAST 10 GAMES		STRENGTH OF SCHEDULE		OPP. STRENGTH OF SCHEDULE		TEAM RPI		ADJ RPI		CONF. RPI		ADJ CONF. RPI					
DIV. I ONLY			32-18-1		.63725		53		4-5-1		103		73		52		.54885		52		12		12	
DIV. I NON-CONF.			17-9-1		.64815		61		3-2-1		66		5		39		.5604		39		11		11	
TOTALS		RPI 1-25		RPI 26-50		W-L RECORDS		RPI 51-100		RPI 101-150		RPI 150+												
32-18-1		1-2-1		2-3-0		OVERALL		11-10-0		6-0-0		12-3-0												
18-8-1		1-2-1		1-1-0		HOME		3-3-0		4-0-0		9-2-0												
13-9-0		0-0-0		0-1-0		AWAY		8-7-0		2-0-0		3-1-0												
1-1-0		0-0-0		1-1-0		NEUTRAL		0-0-0		0-0-0		0-0-0												
17-9-1		1-2-1		2-3-0		NON-CONFERENCE		7-2-0		3-0-0		4-2-0												
8-6-1		1-2-1		1-1-0		HOME		2-1-0		1-0-0		3-2-0												
8-2-0		0-0-0		0-0-		AWAY		5-1-0		2-0-0		1-0-0												
1-1-0		0-0-0		1-1-0		NEUTRAL		0-0-0		0-0-0		0-0-0												
15-9-0		0-0-0		0-0-0		CONFERENCE		4-8-0		3-0-0		8-1-0												
10-2-0		0-0-0		0-0-0		HOME		1-2-0		3-0-0		6-0-0												
5-7-0		0-0-0		0-0-0		AWAY		3-6-0		0-0-0		2-1-0												
0-0-0		0-0-0		0-0-0		NEUTRAL		0-0-0		0-0-0		0-0-0												
RPI	S	Opponent		Score		RPI	S	Opponent		Score		RPI	S	Opponent		Score		RPI	S	Opponent		Score		
20	H	Long Beach St.		9	9	32	N	Michigan		1	3	54	A	Loyola Marymount		3	6	109	A	Southern California		8	3	
23	H	Vanderbilt		1	11	44	A	Cal St. Fullerton		2	13	54	A	Loyola Marymount		3	10	135	H	San Francisco		8	4	
23	H	Vanderbilt		3	2	44	H	Cal St. Fullerton		2	9	54	A	Loyola Marymount		11	10	135	H	San Francisco		8	2	
23	H	Vanderbilt		2	8	44	N	Cal St. Fullerton		11	6	58	A	Saint Mary's (CA)		4	6	135	H	San Francisco		6	4	
						49	H	New Mexico		7	2	58	A	Saint Mary's (CA)		1	8	137	A	UC Riverside		14	1	
												58	A	Saint Mary's (CA)		8	2	137	H	UC Riverside		10	2	
												60	A	UCLA		3	1	155	A	UC Irvine		5	1	
												70	H	Oregon		7	2	155	H	UC Irvine		7	8	
												71	A	Gonzaga		2	9	155	H	UC Irvine		14	6	
												71	A	Gonzaga		0	3	208	H	Sacramento St.		6	3	
												71	A	Gonzaga		4	1	208	H	Sacramento St.		5	3	
												72	H	BYU		6	3	208	H	Sacramento St.		8	9	
												72	H	BYU		8	9	248	H	Pacific		9	5	
												72	H	BYU		8	12	248	H	Pacific		10	4	
												81	A	Tulane		6	2	248	H	Pacific		1	0	
												81	A	Tulane		11	4	265	A	Santa Clara		12	15	
												81	A	Tulane		7	4	265	A	Santa Clara		11	1	
												81	A	Tulane		5	4	265	A	Santa Clara		9	2	
												87	A	San Diego St.		5	9	275	H	Portland		2	1	
												87	H	San Diego St.		1	10	275	H	Portland		3	2	
																		275	H	Portland		8	2	
						LAST 10 GAMES																		
						87	A	San Diego St.		5	9													
						208	H	Sacramento St.		8	9													
						208	H	Sacramento St.		5	3													
						208	H	Sacramento St.		6	3													
						155	A	UC Irvine		5	1													

Non-Div. I Games:

San Diego

RPI	S	Opponent	Score	
96	H	Notre Dame	6	2
58	A	Saint Mary's (CA)	4	6
58	A	Saint Mary's (CA)	1	8
58	A	Saint Mary's (CA)	8	2
20	H	Long Beach St.	9	9
54	A	Loyola Marymount	3	6

S
a
n
D
i
e
g
o

S
a
n
D
i
e
g
o

Average RPI Win: 180		WON-LOST RECORD	WINNING PCT. RANK	LAST 10 GAMES	STRENGTH OF SCHEDULE	OPP. STRENGTH OF SCHEDULE	TEAM RPI	ADJ RPI	CONF. RPI	ADJ CONF. RPI	
Average RPI Loss: 134											
DIV. I ONLY		30-16-0	.65217 48	8-2-0	139	193	53	.54883 53	14	14	
DIV. I NON-CONF.		12-12-0	.5 143	2-0-0	106	213	88	.5303 88	9	9	
TOTALS		RPI 1-25	RPI 26-50		W-L RECORDS		RPI 51-100		RPI 101-150		RPI 150+
30-16-0		0-2-0	0-0-0		OVERALL		0-0-0		7-7-0		23-7-0
10-3-0		0-0-0	0-0-0		HOME		0-0-0		5-1-0		5-2-0
14-12-0		0-2-0	0-0-0		AWAY		0-0-0		2-6-0		12-4-0
6-1-0		0-0-0	0-0-0		NEUTRAL		0-0-0		0-0-0		6-1-0
12-12-0		0-2-0	0-0-0		NON-CONFERENCE		0-0-0		1-5-0		11-5-0
2-1-0		0-0-0	0-0-0		HOME		0-0-0		0-0-0		2-1-0
6-10-0		0-2-0	0-0-		AWAY		0-0-0		1-5-0		5-3-0
4-1-0		0-0-0	0-0-0		NEUTRAL		0-0-0		0-0-0		4-1-0
18-4-0		0-0-0	0-0-0		CONFERENCE		0-0-0		6-2-0		12-2-0
8-2-0		0-0-0	0-0-0		HOME		0-0-0		5-1-0		3-1-0
8-2-0		0-0-0	0-0-0		AWAY		0-0-0		1-1-0		7-1-0
2-0-0		0-0-0	0-0-0		NEUTRAL		0-0-0		0-0-0		2-0-0
RPI S	Opponent	Score		RPI S	Opponent	Score		RPI S	Opponent	Score	
8 A	Clemson	8	10					105 A	New Mexico St.	3	1
8 A	Clemson	6	10					105 A	New Mexico St.	5	16
								105 A	New Mexico St.	3	7
								105 A	New Mexico St.	5	18
								113 A	William & Mary	6	7
								113 A	William & Mary	3	10
								117 A	Cornell	7	2
								117 A	Cornell	4	6
								121 H	Dartmouth	8	0
								121 H	Dartmouth	6	1
								121 H	Dartmouth	2	7
								121 H	Dartmouth	11	3
								124 H	Columbia	6	3
								124 H	Columbia	5	4
								156 A	Wofford	17	8
								156 A	Wofford	18	15
				156 A	Wofford	2	6				
				156 A	Wofford	2	3				
				164 A	Hartford	13	11				
				167 A	Fairfield	1	5				
				177 A	Stony Brook	13	3				
				181 A	Princeton	3	1				
				181 A	Princeton	8	0				
				185 A	Harvard	21	13				
				185 A	Harvard	4	2				
				185 A	Harvard	13	9				
				185 A	Harvard	7	12				
LAST 10 GAMES											
				203 N Penn	5	0	218 H Brown	10	2		
				203 N Penn	11	7	218 H Brown	1	12		
				186 H UMass Lowell	4	3	209 A Fordham	8	4		
				218 A Brown	5	4	121 H Dartmouth	6	1		
				218 A Brown	5	4	121 H Dartmouth	2	7		

Non-Div. I Games:

Yale

RPI	S	Opponent	Score
186	H	UMass Lowell	4 3
203	H	Penn	6 2
203	H	Penn	5 4
203	N	Penn	5 0
203	N	Penn	11 7
209	A	Fordham	8 4
215	N	Holy Cross	4 3
215	N	Holy Cross	7 1
215	N	Holy Cross	7 8
215	N	Holy Cross	4 0
218	A	Brown	5 4
218	A	Brown	5 4
218	H	Brown	10 2
218	H	Brown	1 12
237	N	Saint Joseph's	13 9
257	H	Sacred Heart	6 9
261	H	Iona	9 5

Yale

Average RPI Win:	142	WON-LOST	WINNING	LAST 10	STRENGTH OF	OPP. STRENGTH	TEAM	ADJ	CONF.	ADJ CONF.	
Average RPI Loss:	98	RECORD	PCT. RANK	GAMES	SCHEDULE	OF SCHEDULE	RPI	RPI	RPI	RPI	
DIV. I ONLY	33-16-0	.67347	29	7-3-0	128	85	54	.54804	54	12	12
DIV. I NON-CONF.	16-9-0	.64	64	3-0-0	163	19	89	.53	89	11	11
<hr/>											
TOTALS	RPI 1-25	RPI 26-50		W-L RECORDS		RPI 51-100		RPI 101-150		RPI 150+	
33-16-0	0-0-0	0-2-0		OVERALL		9-7-0		11-5-0		13-2-0	
17-10-0	0-0-0	0-2-0		HOME		4-3-0		6-3-0		7-2-0	
16-6-0	0-0-0	0-0-0		AWAY		5-4-0		5-2-0		6-0-0	
0-0-0	0-0-0	0-0-0		NEUTRAL		0-0-0		0-0-0		0-0-0	
<hr/>											
16-9-0	0-0-0	0-2-0		NON-CONFERENCE		2-2-0		9-4-0		5-1-0	
8-7-0	0-0-0	0-2-0		HOME		0-1-0		6-3-0		2-1-0	
8-2-0	0-0-0	0-0-		AWAY		2-1-0		3-1-0		3-0-0	
0-0-0	0-0-0	0-0-0		NEUTRAL		0-0-0		0-0-0		0-0-0	
<hr/>											
17-7-0	0-0-0	0-0-0		CONFERENCE		7-5-0		2-1-0		8-1-0	
9-3-0	0-0-0	0-0-0		HOME		4-2-0		0-0-0		5-1-0	
8-4-0	0-0-0	0-0-0		AWAY		3-3-0		2-1-0		3-0-0	
0-0-0	0-0-0	0-0-0		NEUTRAL		0-0-0		0-0-0		0-0-0	
<hr/>											
RPI S	Opponent	Score	RPI S	Opponent	Score	RPI S	Opponent	Score	RPI S	Opponent	Score
			32 H	Michigan	2 14	52 H	San Diego	6 3	109 H	Southern California	4 3
			40 H	Tennessee	4 8	52 H	San Diego	10 3	115 H	Washington St.	7 3
						52 H	San Diego	10 11	115 H	Washington St.	4 7
						58 A	Saint Mary's (CA)	7 0	115 H	Washington St.	18 5
						58 A	Saint Mary's (CA)	0 1	115 H	Washington St.	3 6
						58 A	Saint Mary's (CA)	12 3	118 H	UC Santa Barbara	8 2
						67 H	Washington	7 8	118 H	UC Santa Barbara	3 6
						71 A	Gonzaga	4 0	118 H	UC Santa Barbara	1 0
						71 A	Gonzaga	5 6	122 A	Cal Poly	4 0
						71 A	Gonzaga	3 6	122 A	Cal Poly	6 5
						72 H	BYU	3 5	122 A	Cal Poly	1 16
						72 H	BYU	9 5	135 A	San Francisco	6 5
						72 H	BYU	2 0	135 A	San Francisco	0 4
						86 A	Arizona St.	8 5	135 A	San Francisco	3 2
						86 A	Arizona St.	3 2	137 A	UC Riverside	5 3
						86 A	Arizona St.	1 2	137 H	UC Riverside	9 8
									155 A	UC Irvine	4 2
									155 H	UC Irvine	6 7
									171 A	CSUN	18 10
									171 H	CSUN	6 1
									178 A	CSU Bakersfield	8 2
									178 H	CSU Bakersfield	10 7
									193 A	Pepperdine	7 3
									193 A	Pepperdine	4 2
									193 A	Pepperdine	5 1
									248 H	Pacific	15 6
									248 H	Pacific	8 7
<hr/>											
LAST 10 GAMES											
			71 A	Gonzaga	5 6	52 H	San Diego	6 3	193 A	Pepperdine	7 3
			71 A	Gonzaga	4 0	52 H	San Diego	10 3	193 A	Pepperdine	4 2
			71 A	Gonzaga	3 6	52 H	San Diego	10 11	193 A	Pepperdine	5 1
			178 A	CSU Bakersfield	8 2	171 A	CSUN	18 10	248 H	Pacific	15 6
			137 A	UC Riverside	5 3	193 A	Pepperdine	4 2	248 H	Pacific	8 7

Non-Div. I Games:

Loyola Marymount

Loyola Marymount

Average RPI Win: 83		WON-LOST	WINNING	LAST 10	STRENGTH OF		OPP. STRENGTH	TEAM	ADJ		CONF.	ADJ CONF.		
Average RPI Loss: 52		RECORD	PCT. RANK	GAMES	SCHEDULE		OF SCHEDULE	RPI	RPI		RPI	RPI		
DIV. I ONLY		25-26-0	.4902	159	5-5-0		11	9	55		.54786	55		
DIV. I NON-CONF.		12-13-0	.48	160	3-2-0		22	16	110		.51886	110		
TOTALS		RPI 1-25	RPI 26-50		W-L RECORDS		RPI 51-100		RPI 101-150		RPI 150+			
25-26-0		3-9-0	2-4-0		OVERALL		11-8-0		7-5-0		2-0-0			
16-13-0		1-2-0	1-2-0		HOME		7-5-0		5-4-0		2-0-0			
9-13-0		2-7-0	1-2-0		AWAY		4-3-0		2-1-0		0-0-0			
0-0-0		0-0-0	0-0-0		NEUTRAL		0-0-0		0-0-0		0-0-0			
12-13-0		0-3-0	0-1-0		NON-CONFERENCE		7-6-0		3-3-0		2-0-0			
10-8-0		0-0-0	0-1-0		HOME		5-4-0		3-3-0		2-0-0			
2-5-0		0-3-0	0-0-		AWAY		2-2-0		0-0-0		0-0-0			
0-0-0		0-0-0	0-0-0		NEUTRAL		0-0-0		0-0-0		0-0-0			
13-13-0		3-6-0	2-3-0		CONFERENCE		4-2-0		4-2-0		0-0-0			
6-5-0		1-2-0	1-1-0		HOME		2-1-0		2-1-0		0-0-0			
7-8-0		2-4-0	1-2-0		AWAY		2-1-0		2-1-0		0-0-0			
0-0-0		0-0-0	0-0-0		NEUTRAL		0-0-0		0-0-0		0-0-0			
RPI	S	Opponent	Score		RPI	S	Opponent	Score		RPI	S	Opponent	Score	
2	A	North Carolina	6	2	26	H	Florida St.	5	4	57	H	Georgia Tech	17	7
2	A	North Carolina	3	6	26	H	Florida St.	3	6	57	H	Georgia Tech	5	7
2	A	North Carolina	2	7	27	H	UCF	2	5	57	H	Georgia Tech	10	8
5	A	Florida	0	2	36	A	North Carolina St.	2	5	63	A	FGCU	0	3
5	A	Florida	2	6	36	A	North Carolina St.	3	5	63	H	FGCU	4	5
5	A	Florida	0	1	36	A	North Carolina St.	7	5	63	H	FGCU	5	1
9	H	Wake Forest	1	2						66	A	Fla. Atlantic	5	2
9	H	Wake Forest	5	1						66	H	Fla. Atlantic	8	2
9	H	Wake Forest	0	9						66	H	Fla. Atlantic	7	5
13	A	Virginia	6	13						75	A	FIU	8	7
13	A	Virginia	5	1						75	A	FIU	2	3
13	A	Virginia	4	7						75	H	FIU	4	5
										75	H	FIU	1	12
										83	A	Boston College	14	5
										83	A	Boston College	2	9
										83	A	Boston College	3	0
										89	H	Bethune-Cookman	6	5
										89	H	Bethune-Cookman	3	7
										89	H	Bethune-Cookman	7	1
LAST 10 GAMES														
					63	H	FGCU	5	1	89	H	Bethune-Cookman	7	1
					13	A	Virginia	4	7	89	H	Bethune-Cookman	3	7
					13	A	Virginia	6	13	89	H	Bethune-Cookman	6	5
					13	A	Virginia	5	1	83	A	Boston College	2	9
					27	H	UCF	2	5	83	A	Boston College	14	5

Non-Div. I Games: St. Thomas (FL) 14 2

Miami (FL)

[illegible]

Non-Div. I Games:

Rhode Island

RPI	S	Opponent	Score	
209	H	Fordham	7	3
209	H	Fordham	5	3
215	H	Holy Cross	3	7
218	H	Brown	5	2
244	H	Quinnipiac	15	5
251	A	Richmond	5	1
251	A	Richmond	6	7
251	A	Richmond	16	5
256	H	Massachusetts	3	1
256	H	Massachusetts	6	0
256	H	Massachusetts	5	0
257	H	Sacred Heart	6	4

Rhode Island

Average RPI Win: 112		WON-LOST	WINNING	LAST 10	STRENGTH OF		OPP. STRENGTH	TEAM	ADJ	CONF.	ADJ CONF.				
Average RPI Loss: 68		RECORD	PCT. RANK	GAMES	SCHEDULE		OF SCHEDULE	RPI	RPI	RPI	RPI				
DIV. I ONLY		26-24-0	.52	133	6-4-0		26	34	57	.54704	57	3	3		
DIV. I NON-CONF.		16-7-0	.69565	33	2-2-0		71	142	42	.55711	42	4	4		
TOTALS		RPI 1-25	RPI 26-50		W-L RECORDS		RPI 51-100		RPI 101-150		RPI 150+				
26-24-0		4-9-0	1-1-0		OVERALL		8-9-0		6-3-0		7-2-0				
16-11-0		3-7-0	0-1-0		HOME		3-1-0		4-0-0		6-2-0				
10-12-0		1-2-0	1-0-0		AWAY		5-7-0		2-3-0		1-0-0				
0-1-0		0-0-0	0-0-0		NEUTRAL		0-1-0		0-0-0		0-0-0				
16-7-0		1-0-0	1-1-0		NON-CONFERENCE		5-3-0		2-1-0		7-2-0				
11-4-0		1-0-0	0-1-0		HOME		3-1-0		1-0-0		6-2-0				
5-2-0		0-0-0	1-0-		AWAY		2-1-0		1-1-0		1-0-0				
0-1-0		0-0-0	0-0-0		NEUTRAL		0-1-0		0-0-0		0-0-0				
10-17-0		3-9-0	0-0-0		CONFERENCE		3-6-0		4-2-0		0-0-0				
5-7-0		2-7-0	0-0-0		HOME		0-0-0		3-0-0		0-0-0				
5-10-0		1-2-0	0-0-0		AWAY		3-6-0		1-2-0		0-0-0				
0-0-0		0-0-0	0-0-0		NEUTRAL		0-0-0		0-0-0		0-0-0				
RPI	S	Opponent	Score	RPI	S	Opponent	Score	RPI	S	Opponent	Score	RPI	S	Opponent	Score
2	H	North Carolina	4 7	43	A	Auburn	11 8	51	A	Mercer	11 3	104	H	Marshall	11 3
2	H	North Carolina	5 6	43	H	Auburn	4 7	51	H	Mercer	8 5	110	A	Duke	5 12
2	H	North Carolina	4 2					55	A	Miami (FL)	7 5	110	A	Duke	5 7
3	H	Louisville	0 3					55	A	Miami (FL)	8 10	110	A	Duke	5 3
3	H	Louisville	1 10					55	A	Miami (FL)	7 17	127	A	Ill.-Chicago	3 0
3	H	Louisville	4 5					72	H	BYU	5 3	127	A	Ill.-Chicago	0 1
8	H	Clemson	6 11					78	A	Ga. Southern	10 3	128	H	Pittsburgh	8 7
8	H	Clemson	6 13					78	H	Ga. Southern	12 3	128	H	Pittsburgh	5 2
8	H	Clemson	5 1					88	A	Georgia	1 5	128	H	Pittsburgh	4 3
9	A	Wake Forest	8 17					88	H	Georgia	5 7	157	H	Belmont	10 2
9	A	Wake Forest	7 6					88	N	Georgia	7 8	157	H	Belmont	12 3
9	A	Wake Forest	4 8					96	A	Notre Dame	3 4	157	H	Belmont	5 11
16	H	Oklahoma	2 0					96	A	Notre Dame	3 4	219	A	Georgia St.	7 0
								96	A	Notre Dame	6 9	219	H	Georgia St.	12 5
								99	A	Virginia Tech	4 8	236	H	Western Mich.	8 3
								99	A	Virginia Tech	13 3	269	H	Youngstown St.	3 12
								99	A	Virginia Tech	6 4	269	H	Youngstown St.	14 6
												269	H	Youngstown St.	15 6
LAST 10 GAMES															
				78	H	Ga. Southern	12 3	128	H	Pittsburgh	5 2				
				110	A	Duke	5 3	128	H	Pittsburgh	4 3				
				110	A	Duke	5 12	128	H	Pittsburgh	8 7				
				110	A	Duke	5 7	127	A	Ill.-Chicago	0 1				
				88	N	Georgia	7 8	127	A	Ill.-Chicago	3 0				

Non-Div. I Games:

Georgia Tech

Average RPI Win: 157		WON-LOST RECORD		WINNING PCT. RANK		LAST 10 GAMES		STRENGTH OF SCHEDULE		OPP. STRENGTH OF SCHEDULE		TEAM RPI		ADJ RPI		CONF. RPI		ADJ CONF. RPI	
DIV. I ONLY		34-18-0		.65385 41		6-4-0		137		86		58		.54635 58		12		12	
DIV. I NON-CONF.		19-9-0		.67857 46		2-1-0		167		23		56		.54853 56		11		11	
TOTALS		RPI 1-25		RPI 26-50		W-L RECORDS		RPI 51-100		RPI 101-150		RPI 150+							
34-18-0		1-3-0		1-0-0		OVERALL		8-9-0		6-2-0		18-4-0							
18-7-0		0-1-0		0-0-0		HOME		6-5-0		3-1-0		9-0-0							
14-11-0		1-2-0		1-0-0		AWAY		2-4-0		3-1-0		7-4-0							
2-0-0		0-0-0		0-0-0		NEUTRAL		0-0-0		0-0-0		2-0-0							
19-9-0		1-3-0		1-0-0		NON-CONFERENCE		3-2-0		4-1-0		10-3-0							
9-4-0		0-1-0		0-0-0		HOME		3-2-0		3-1-0		3-0-0							
8-5-0		1-2-0		1-0-		AWAY		0-0-0		1-0-0		5-3-0							
2-0-0		0-0-0		0-0-0		NEUTRAL		0-0-0		0-0-0		2-0-0							
15-9-0		0-0-0		0-0-0		CONFERENCE		5-7-0		2-1-0		8-1-0							
9-3-0		0-0-0		0-0-0		HOME		3-3-0		0-0-0		6-0-0							
6-6-0		0-0-0		0-0-0		AWAY		2-4-0		2-1-0		2-1-0							
0-0-0		0-0-0		0-0-0		NEUTRAL		0-0-0		0-0-0		0-0-0							
RPI S	Opponent	Score		RPI S	Opponent	Score		RPI S	Opponent	Score		RPI S	Opponent	Score					
1 H	Oregon St.	3	4	44 A	Cal St. Fullerton	12	4	52 H	San Diego	8	1	118 A	UC Santa Barbara	4	1				
23 A	Vanderbilt	1	9					52 H	San Diego	2	8	118 H	UC Santa Barbara	15	5				
23 A	Vanderbilt	8	9					52 H	San Diego	6	4	135 A	San Francisco	2	1				
23 A	Vanderbilt	5	1					54 H	Loyola Marymount	3	12	135 A	San Francisco	1	8				
								54 H	Loyola Marymount	0	7	135 A	San Francisco	5	3				
								54 H	Loyola Marymount	1	0	136 H	Grand Canyon	8	6				
								67 H	Washington	6	5	136 H	Grand Canyon	12	11				
								67 H	Washington	6	5	136 H	Grand Canyon	4	6				
								67 H	Washington	5	11	165 A	UC Davis	5	2				
								67 H	Washington	1	11	165 A	UC Davis	10	11				
								71 A	Gonzaga	7	3	165 N	UC Davis	6	4				
								71 A	Gonzaga	11	12	171 A	CSUN	4	3				
								71 A	Gonzaga	9	8	171 A	CSUN	10	0				
								72 A	BYU	6	7	171 A	CSUN	4	5				
								72 A	BYU	2	6	171 A	CSUN	2	1				
								72 A	BYU	1	14	193 A	Pepperdine	1	2				
								74 H	California	24	7	193 A	Pepperdine	3	0				
												193 A	Pepperdine	5	4				
												217 A	Nevada	6	1				
												217 H	Nevada	4	0				
												233 A	San Jose St.	5	6				
												233 H	San Jose St.	11	6				
												245 H	UNLV	7	3				
												248 H	Pacific	5	1				
												248 H	Pacific	3	2				
												248 H	Pacific	15	9				
												275 H	Portland	11	5				
LAST 10 GAMES				44 A	Cal St. Fullerton	12	4	52 H	San Diego	6	4	245 H	UNLV	7	3				
				193 A	Pepperdine	5	4	52 H	San Diego	8	1	248 H	Pacific	5	1				
				193 A	Pepperdine	1	2	52 H	San Diego	2	8	248 H	Pacific	3	2				
				193 A	Pepperdine	3	0	165 A	UC Davis	10	11	248 H	Pacific	15	9				
				118 H	UC Santa Barbara	15	5	71 A	Gonzaga	11	12	275 H	Portland	11	5				

Non-Div. I Games:

Saint Mary's (CA)

RPI	S	Opponent	Score	
275	H	Portland	6	5
275	H	Portland	7	5
278	N	Omaha	9	3

Saint Mary's (CA)

S
a
i
n
t
M
a
r
y
'
s
(
C
A
)

S
a
i
n
t
M
a
r
y
'
s
(
C
A
)

Average RPI Win: 126		WON-LOST RECORD		WINNING PCT. RANK		LAST 10 GAMES		STRENGTH OF SCHEDULE		OPP. STRENGTH OF SCHEDULE		TEAM RPI		ADJ RPI		CONF. RPI		ADJ CONF. RPI											
DIV. I ONLY		29-23-0		.55769 100		8-2-0		33		50		59		.54587 59		1		1											
DIV. I NON-CONF.		18-13-0		.58065 96		5-0-0		89		168		99		.52225 99		1		1											
TOTALS		RPI 1-25		RPI 26-50		W-L RECORDS		RPI 51-100		RPI 101-150		RPI 150+																	
29-23-0		9-12-0		0-0-0		OVERALL		5-5-0		6-4-0		9-2-0																	
20-12-0		4-3-0		0-0-0		HOME		4-4-0		4-3-0		8-2-0																	
9-9-0		5-8-0		0-0-0		AWAY		1-0-0		2-1-0		1-0-0																	
0-2-0		0-1-0		0-0-0		NEUTRAL		0-1-0		0-0-0		0-0-0																	
18-13-0		2-4-0		0-0-0		NON-CONFERENCE		1-3-0		6-4-0		9-2-0																	
13-7-0		1-0-0		0-0-0		HOME		0-2-0		4-3-0		8-2-0																	
5-4-0		1-3-0		0-0-0		AWAY		1-0-0		2-1-0		1-0-0																	
0-2-0		0-1-0		0-0-0		NEUTRAL		0-1-0		0-0-0		0-0-0																	
11-10-0		7-8-0		0-0-0		CONFERENCE		4-2-0		0-0-0		0-0-0																	
7-5-0		3-3-0		0-0-0		HOME		4-2-0		0-0-0		0-0-0																	
4-5-0		4-5-0		0-0-0		AWAY		0-0-0		0-0-0		0-0-0																	
0-0-0		0-0-0		0-0-0		NEUTRAL		0-0-0		0-0-0		0-0-0																	
RPI	S	Opponent		Score		RPI	S	Opponent		Score		RPI	S	Opponent		Score													
6	A	TCU		4 3								62	N	Liberty		1 6													
6	A	TCU		1 3								69	H	Minnesota		2 5													
6	A	TCU		1 5								73	H	Oklahoma St.		6 11													
10	H	Baylor		4 5								73	H	Oklahoma St.		4 2													
10	H	Baylor		6 1								73	H	Oklahoma St.		6 5													
10	H	Baylor		1 3								91	A	Oral Roberts		7 2													
11	A	Stanford		2 4								91	H	Oral Roberts		1 12													
11	A	Stanford		0 5								100	H	Kansas St.		5 4													
11	A	Stanford		0 6								100	H	Kansas St.		6 4													
13	N	Virginia		6 9								100	H	Kansas St.		3 10													
15	A	Missouri St.		4 2																									
15	H	Missouri St.		8 5																									
16	A	Oklahoma		15 10																									
16	A	Oklahoma		6 7																									
16	A	Oklahoma		5 2																									
19	A	West Virginia		1 10																									
19	A	West Virginia		7 2																									
19	A	West Virginia		0 8																									
25	H	Texas		5 4																									
25	H	Texas		3 5																									
25	H	Texas		2 1																									
						LAST 10 GAMES																							
						100 H Kansas St.						3 10						276 H Texas Southern						11 2					
						100 H Kansas St.						6 4						276 H Texas Southern						20 4					
						100 H Kansas St.						5 4						15 H Missouri St.						8 5					
						276 H Texas Southern						10 0						10 H Baylor						6 1					
						276 H Texas Southern						8 4						10 H Baylor						1 3					

Non-Div. I Games:

Kansas

Average RPI Win:		83	WON-LOST		WINNING		LAST 10		STRENGTH OF		OPP. STRENGTH		TEAM	ADJ		CONF.	ADJ CONF.	
Average RPI Loss:		70	RECORD		PCT. RANK		GAMES		SCHEDULE		OF SCHEDULE		RPI	RPI		RPI	RPI	
DIV. I ONLY			25-23-0		.52083		129		5-5-0		24		21		60		.5457	
DIV. I NON-CONF.			11-12-0		.47826		167		1-3-0		23		46		123		.51401	
TOTALS		RPI 1-25		RPI 26-50		W-L RECORDS		RPI 51-100		RPI 101-150		RPI 150+						
25-23-0		6-8-0		2-1-0		OVERALL		8-7-0		6-5-0		3-2-0						
16-12-0		3-4-0		2-0-0		HOME		6-5-0		2-2-0		3-1-0						
9-9-0		3-4-0		0-1-0		AWAY		2-1-0		4-2-0		0-1-0						
0-2-0		0-0-0		0-0-0		NEUTRAL		0-1-0		0-1-0		0-0-0						
11-12-0		2-3-0		2-1-0		NON-CONFERENCE		2-4-0		2-2-0		3-2-0						
10-6-0		1-0-0		2-0-0		HOME		2-3-0		2-2-0		3-1-0						
1-5-0		1-3-0		0-0-		AWAY		0-0-0		0-0-0		0-1-0						
0-1-0		0-0-0		0-0-0		NEUTRAL		0-1-0		0-0-0		0-0-0						
14-11-0		4-5-0		0-0-0		CONFERENCE		6-3-0		4-3-0		0-0-0						
6-6-0		2-4-0		0-0-0		HOME		4-2-0		0-0-0		0-0-0						
8-4-0		2-1-0		0-0-0		AWAY		2-1-0		4-2-0		0-0-0						
0-1-0		0-0-0		0-0-0		NEUTRAL		0-0-0		0-1-0		0-0-0						
RPI	S	Opponent		Score		RPI	S	Opponent		Score		RPI	S	Opponent		Score		
1	H	Oregon St.		1 2		32	H	Michigan		1 0		52	H	San Diego		1 3		
1	H	Oregon St.		7 1		44	A	Cal St. Fullerton		3 4		67	H	Washington		3 7		
1	H	Oregon St.		2 4		44	H	Cal St. Fullerton		9 7		67	H	Washington		3 6		
11	A	Stanford		2 0								67	H	Washington		6 5		
11	A	Stanford		7 6								71	H	Gonzaga		5 4		
11	A	Stanford		3 5								71	H	Gonzaga		1 2		
17	H	Arizona		8 7								71	H	Gonzaga		6 1		
17	H	Arizona		3 4								74	H	California		9 4		
17	H	Arizona		4 19								74	H	California		9 5		
20	A	Long Beach St.		5 1								74	H	California		20 0		
20	H	Long Beach St.		2 1								86	A	Arizona St.		9 3		
25	A	Texas		2 5								86	A	Arizona St.		4 5		
25	A	Texas		4 5								86	A	Arizona St.		17 4		
25	A	Texas		5 10								87	H	San Diego St.		6 8		
												87	N	San Diego St.		4 5		
LAST 10 GAMES																		
						115	A	Washington St.		12 2		109	A	Southern California		4 2		
						115	A	Washington St.		3 7		109	A	Southern California		2 0		
						115	A	Washington St.		1 7		87	H	San Diego St.		6 8		
						44	A	Cal St. Fullerton		3 4		122	H	Cal Poly		5 4		
						109	A	Southern California		13 0		122	H	Cal Poly		3 6		

Non-Div. I Games:

UCLA

DBU

Average RPI Win:		171	WON-LOST RECORD		WINNING PCT. RANK		LAST 10 GAMES		STRENGTH OF SCHEDULE		OPP. STRENGTH OF SCHEDULE		TEAM RPI		ADJ RPI		CONF. RPI		ADJ CONF. RPI			
Average RPI Loss:		75																				
DIV. I ONLY			34-18-0		.65385 41		8-2-0		116		125		61		.54554 61		16		16			
DIV. I NON-CONF.			21-13-0		.61765 72		2-1-0		86		93		57		.54846 57		13		13			
TOTALS		RPI 1-25		RPI 26-50		W-L RECORDS		RPI 51-100		RPI 101-150		RPI 150+										
34-18-0		1-7-0		2-2-0		OVERALL		5-2-0		7-5-0		19-2-0										
24-6-0		1-2-0		2-1-0		HOME		1-0-0		4-2-0		16-1-0										
10-12-0		0-5-0		0-1-0		AWAY		4-2-0		3-3-0		3-1-0										
0-0-0		0-0-0		0-0-0		NEUTRAL		0-0-0		0-0-0		0-0-0										
21-13-0		1-4-0		2-2-0		NON-CONFERENCE		5-2-0		5-4-0		8-1-0										
13-5-0		1-2-0		2-1-0		HOME		1-0-0		2-1-0		7-1-0										
8-8-0		0-2-0		0-0-		AWAY		4-2-0		3-3-0		1-0-0										
0-0-0		0-0-0		0-0-0		NEUTRAL		0-0-0		0-0-0		0-0-0										
13-5-0		0-3-0		0-0-0		CONFERENCE		0-0-0		2-1-0		11-1-0										
11-1-0		0-0-0		0-0-0		HOME		0-0-0		2-1-0		9-0-0										
2-4-0		0-3-0		0-0-0		AWAY		0-0-0		0-0-0		2-1-0										
0-0-0		0-0-0		0-0-0		NEUTRAL		0-0-0		0-0-0		0-0-0										
RPI	S	Opponent		Score		RPI	S	Opponent		Score		RPI	S	Opponent		Score						
6	A	TCU		2	3	37	A	Texas A&M		3	7	64	A	Rice		8	4	101	H	Jacksonville St.	10	6
6	H	TCU		3	9	49	H	New Mexico		7	6	68	A	Sam Houston St.		5	7	101	H	Jacksonville St.	14	11
10	A	Baylor		6	8	49	H	New Mexico		5	2	91	A	Oral Roberts		9	7	101	H	Jacksonville St.	3	7
10	H	Baylor		1	4	49	H	New Mexico		5	6	91	A	Oral Roberts		3	7	111	A	North Florida	2	6
15	A	Missouri St.		3	7					91	A	Oral Roberts		13	5	111	A	North Florida		7	8	
15	A	Missouri St.		8	11					92	A	UT Arlington		9	7	111	A	North Florida		9	5	
15	A	Missouri St.		1	5					92	H	UT Arlington		12	7	125	A	Central Ark.		4	0	
16	H	Oklahoma		16	10											125	A	Central Ark.		4	10	
																125	A	Central Ark.		7	1	
																138	H	Wichita St.		6	8	
																138	H	Wichita St.		10	9	
																138	H	Wichita St.		13	2	
																166	H	Indiana St.		1	0	
																166	H	Indiana St.		3	2	
																166	H	Indiana St.		20	12	
																190	A	Southern Ill.		4	2	
																190	A	Southern Ill.		7	1	
																190	A	Southern Ill.		1	4	
																191	H	Bradley		7	3	
																191	H	Bradley		6	1	
																191	H	Bradley		9	8	
						LAST 10 GAMES										247	H	La.-Monroe		12	4	
																247	H	La.-Monroe		3	8	
						267 H Abilene Christian		10	6	138 H Wichita St.		10	9	247 H La.-Monroe		11	0					
						191 H Bradley		7	3	138 H Wichita St.		13	2	267 A Abilene Christian		11	7					
						191 H Bradley		6	1	138 H Wichita St.		6	8	267 H Abilene Christian		10	6					
						191 H Bradley		9	8	285 H Prairie View		10	0	278 H Grambling		7	6					
						68 A Sam Houston St.		5	7	190 A Southern Ill.		7	1									

RPI	S	Opponent	Score	
278	H	Grambling	3	0
278	H	Grambling	15	0
281	H	Illinois St.	7	6
281	H	Illinois St.	10	2
281	H	Illinois St.	11	4
285	H	Prairie View	10	0

DBU

D
B
U

D
B
U

Average RPI Win: 161		WON-LOST RECORD	WINNING PCT. RANK		LAST 10 GAMES	STRENGTH OF SCHEDULE	OPP. STRENGTH OF SCHEDULE	TEAM RPI	ADJ RPI		CONF. RPI	ADJ CONF. RPI					
Average RPI Loss: 103																	
DIV. I ONLY		30-20-0	.6	74	5-5-0	62	128	62	.54523	62	18	18					
DIV. I NON-CONF.		16-12-0	.57143	101	2-4-0	7	69	35	.56564	35	18	18					
<hr/>																	
TOTALS		RPI 1-25		RPI 26-50		W-L RECORDS		RPI 51-100		RPI 101-150		RPI 150+					
30-20-0		2-2-0		1-3-0		OVERALL		3-7-0		6-4-0		18-4-0					
13-10-0		1-0-0		1-2-0		HOME		2-4-0		5-2-0		4-2-0					
15-7-0		1-1-0		0-1-0		AWAY		0-1-0		1-2-0		13-2-0					
2-3-0		0-1-0		0-0-0		NEUTRAL		1-2-0		0-0-0		1-0-0					
16-12-0		2-2-0		1-3-0		NON-CONFERENCE		3-4-0		4-3-0		6-0-0					
9-4-0		1-0-0		1-2-0		HOME		2-1-0		3-1-0		2-0-0					
5-5-0		1-1-0		0-0-		AWAY		0-1-0		1-2-0		3-0-0					
2-3-0		0-1-0		0-0-0		NEUTRAL		1-2-0		0-0-0		1-0-0					
14-8-0		0-0-0		0-0-0		CONFERENCE		0-3-0		2-1-0		12-4-0					
4-6-0		0-0-0		0-0-0		HOME		0-3-0		2-1-0		2-2-0					
10-2-0		0-0-0		0-0-0		AWAY		0-0-0		0-0-0		10-2-0					
0-0-0		0-0-0		0-0-0		NEUTRAL		0-0-0		0-0-0		0-0-0					
RPI	S	Opponent		Score		RPI	S	Opponent		Score		RPI	S	Opponent		Score	
2	A	North Carolina		5	2	29	A	South Carolina		7	10	59	N	Kansas		6	1
7	H	Kentucky		5	4	31	H	St. John's (NY)		7	6	85	A	East Carolina		6	8
13	A	Virginia		7	8	31	H	St. John's (NY)		4	5	89	H	Bethune-Cookman		4	5
13	N	Virginia		2	10	31	H	St. John's (NY)		2	4	89	H	Bethune-Cookman		6	1
												89	H	Bethune-Cookman		4	3
												90	H	Winthrop		3	5
												90	H	Winthrop		4	11
												90	H	Winthrop		2	13
												100	N	Kansas St.		2	8
												100	N	Kansas St.		3	4
						</											

Non-Div. I Games:

Liberty

RPI	S	Opponent	Score	
234	A	Charleston So.	17	3
234	A	Charleston So.	12	2
258	A	Longwood	6	3
258	A	Longwood	20	7
258	A	Longwood	13	4

Liberty

L
i
b
e
r
t
y

L
i
b
e
r
t
y

FGCU

FGCU

RPI	S	Opponent	Score	
257	H	Sacred Heart	5	1
257	H	Sacred Heart	9	3
289	A	NJIT	10	6
289	A	NJIT	20	1
289	A	NJIT	7	5

FGCU

F
G
C
U

F
G
C
U

Average RPI Win: 91		WON-LOST RECORD		WINNING PCT. RANK		LAST 10 GAMES		STRENGTH OF SCHEDULE		OPP. STRENGTH OF SCHEDULE		TEAM RPI		ADJ RPI		CONF. RPI		ADJ CONF. RPI					
Average RPI Loss: 62																							
DIV. I ONLY		25-28-0		.4717 173		8-2-0		2		33		64		.54454 64		6		6					
DIV. I NON-CONF.		11-15-0		.42308 199		2-1-0		3		14		66		.54162 66		6		6					
TOTALS		RPI 1-25		RPI 26-50		W-L RECORDS		RPI 51-100		RPI 101-150		RPI 150+											
25-28-0		7-8-0		2-8-0		OVERALL		8-7-0		3-2-0		5-3-0											
14-16-0		4-4-0		2-4-0		HOME		3-5-0		3-1-0		2-2-0											
11-11-0		3-3-0		0-4-0		AWAY		5-2-0		0-1-0		3-1-0											
0-1-0		0-1-0		0-0-0		NEUTRAL		0-0-0		0-0-0		0-0-0											
11-15-0		6-6-0		1-3-0		NON-CONFERENCE		1-2-0		1-1-0		2-3-0											
7-8-0		3-2-0		1-2-0		HOME		0-2-0		1-0-0		2-2-0											
4-6-0		3-3-0		0-0-		AWAY		1-0-0		0-1-0		0-1-0											
0-1-0		0-1-0		0-0-0		NEUTRAL		0-0-0		0-0-0		0-0-0											
14-13-0		1-2-0		1-5-0		CONFERENCE		7-5-0		2-1-0		3-0-0											
7-8-0		1-2-0		1-2-0		HOME		3-3-0		2-1-0		0-0-0											
7-5-0		0-0-0		0-3-0		AWAY		4-2-0		0-0-0		3-0-0											
0-0-0		0-0-0		0-0-0		NEUTRAL		0-0-0		0-0-0		0-0-0											
RPI	S	Opponent		Score		RPI	S	Opponent		Score		RPI	S	Opponent		Score		RPI	S	Opponent		Score	
6	A	TCU		5	13	28	H	Southeastern La.		4	12	61	H	DBU		4	8	108	A	Lamar University		4	10
11	H	Stanford		0	2	28	H	Southeastern La.		4	8	66	A	Fla. Atlantic		2	8	108	H	Lamar University		9	8
11	H	Stanford		12	2	28	H	Southeastern La.		15	5	66	A	Fla. Atlantic		5	4	116	H	Middle Tenn.		4	0
11	H	Stanford		4	0	33	H	Louisiana Tech		3	2	66	A	Fla. Atlantic		2	3	116	H	Middle Tenn.		1	13
11	H	Stanford		6	16	33	H	Louisiana Tech		4	6	68	A	Sam Houston St.		5	3	116	H	Middle Tenn.		5	3
14	H	Southern Miss.		6	17	33	H	Louisiana Tech		0	6	68	H	Sam Houston St.		2	6	187	A	Texas St.		4	13
14	H	Southern Miss.		11	4	37	A	Texas A&M		5	8	75	H	FIU		3	4	187	H	Texas St.		10	1
14	H	Southern Miss.		4	15	45	A	Old Dominion		0	2	75	H	FIU		5	7	193	H	Pepperdine		7	6
22	A	Houston		9	0	45	A	Old Dominion		5	6	75	H	FIU		8	4	193	H	Pepperdine		2	5
22	H	Houston		4	3	45	A	Old Dominion		2	3	80	A	Charlotte		8	0	193	H	Pepperdine		5	7
22	N	Houston		5	6							80	A	Charlotte		6	4	240	A	Western Ky.		13	2
25	A	Texas		3	2							80	A	Charlotte		11	8	240	A	Western Ky.		8	4
25	A	Texas		4	5							93	H	UTSA		6	5	240	A	Western Ky.		10	5
25	A	Texas		1	6							93	H	UTSA		6	10						
25	A	Texas		7	1							93	H	UTSA		7	4						
LAST 10 GAMES																							
						187	H	Texas St.		10	1	80	A	Charlotte		11	8						
						116	H	Middle Tenn.		4	0	80	A	Charlotte		8	0						
						116	H	Middle Tenn.		1	13	80	A	Charlotte		6	4						
						116	H	Middle Tenn.		5	3	108	H	Lamar University		9	8						
						22	N	Houston		5	6	93	H	UTSA		6	5						

Non-Div. I Games:

Rice

Non-Div. I Games:

Tie, Loss, Non-Conf, S Site, H Home, A Away, N Neutral

Average RPI Win:	120	WON-LOST RECORD	WINNING PCT. RANK	LAST 10 GAMES	STRENGTH OF SCHEDULE	OPP. STRENGTH OF SCHEDULE	TEAM RPI	ADJ RPI	CONF. RPI	ADJ CONF. RPI		
DIV. I ONLY		31-18-1	.63	55	5-5-0	132	25	66	.54228	66	6	6
DIV. I NON-CONF.		15-7-1	.67391	50	1-0-0	147	9	71	.53701	71	6	6
<hr/>												
TOTALS	RPI 1-25	RPI 26-50		W-L RECORDS		RPI 51-100		RPI 101-150		RPI 150+		
31-18-1	0-3-0	3-1-1		OVERALL		11-8-0		8-2-0		9-4-0		
23-6-1	0-0-0	2-1-1		HOME		7-2-0		8-2-0		6-1-0		
8-12-0	0-3-0	1-0-0		AWAY		4-6-0		0-0-0		3-3-0		
0-0-0	0-0-0	0-0-0		NEUTRAL		0-0-0		0-0-0		0-0-0		
<hr/>												
15-7-1	0-0-0	3-1-1		NON-CONFERENCE		3-4-0		3-1-0		6-1-0		
13-4-1	0-0-0	2-1-1		HOME		2-1-0		3-1-0		6-1-0		
2-3-0	0-0-0	1-0-		AWAY		1-3-0		0-0-0		0-0-0		
0-0-0	0-0-0	0-0-0		NEUTRAL		0-0-0		0-0-0		0-0-0		
<hr/>												
16-11-0	0-3-0	0-0-0		CONFERENCE		8-4-0		5-1-0		3-3-0		
10-2-0	0-0-0	0-0-0		HOME		5-1-0		5-1-0		0-0-0		
6-9-0	0-3-0	0-0-0		AWAY		3-3-0		0-0-0		3-3-0		
0-0-0	0-0-0	0-0-0		NEUTRAL		0-0-0		0-0-0		0-0-0		
<hr/>												
RPI	S	Opponent	Score	RPI	S	Opponent	Score	RPI	S	Opponent	Score	
14	A	Southern Miss.	2 11	27	A	UCF	8 3	55	A	Miami (FL)	5 7	
14	A	Southern Miss.	4 5	27	H	UCF	9 4	55	A	Miami (FL)	2 8	
14	A	Southern Miss.	5 6	30	H	Indiana	6 2	55	H	Miami (FL)	2 5	
				30	H	Indiana	4 8	63	A	FGCU	5 7	
				30	H	Indiana	6 6	63	H	FGCU	13 1	
								64	H	Rice	3 2	
								64	H	Rice	4 5	
								64	H	Rice	8 2	
								75	H	FIU	9 8	
								75	H	FIU	10 1	
								75	H	FIU	4 3	
								80	A	Charlotte	5 11	
								80	A	Charlotte	7 4	
								80	A	Charlotte	13 10	
								89	A	Bethune-Cookman	12 6	
								89	H	Bethune-Cookman	9 6	
								93	A	UTSA	6 9	
								93	A	UTSA	0 6	
								93	A	UTSA	10 0	

Non-Div. I Games:

Fla. Atlantic

Average RPI Win:	108	WON-LOST	WINNING	LAST 10	STRENGTH OF	OPP. STRENGTH	TEAM	ADJ	CONF.	ADJ CONF.	
Average RPI Loss:	100	RECORD	PCT. RANK	GAMES	SCHEDULE	OF SCHEDULE	RPI	RPI	RPI	RPI	
DIV. I ONLY	26-22-0	.54167	112	4-6-0	47	63	67	.54202	67	4	4
DIV. I NON-CONF.	14-10-0	.58333	93	0-1-0	100	210	95	.52659	95	3	3
<hr/>											
TOTALS	RPI 1-25	RPI 26-50		W-L RECORDS		RPI 51-100		RPI 101-150		RPI 150+	
26-22-0	3-6-0	3-0-0		OVERALL		11-8-0		1-2-0		8-6-0	
15-10-0	3-3-0	3-0-0		HOME		4-2-0		0-0-0		5-5-0	
11-12-0	0-3-0	0-0-0		AWAY		7-6-0		1-2-0		3-1-0	
0-0-0	0-0-0	0-0-0		NEUTRAL		0-0-0		0-0-0		0-0-0	
<hr/>											
14-10-0	2-1-0	0-0-0		NON-CONFERENCE		4-3-0		0-0-0		8-6-0	
7-6-0	2-1-0	0-0-0		HOME		0-0-0		0-0-0		5-5-0	
7-4-0	0-0-0	0-0-		AWAY		4-3-0		0-0-0		3-1-0	
0-0-0	0-0-0	0-0-0		NEUTRAL		0-0-0		0-0-0		0-0-0	
<hr/>											
12-12-0	1-5-0	3-0-0		CONFERENCE		7-5-0		1-2-0		0-0-0	
8-4-0	1-2-0	3-0-0		HOME		4-2-0		0-0-0		0-0-0	
4-8-0	0-3-0	0-0-0		AWAY		3-3-0		1-2-0		0-0-0	
0-0-0	0-0-0	0-0-0		NEUTRAL		0-0-0		0-0-0		0-0-0	
<hr/>											
RPI S	Opponent	Score		RPI S	Opponent	Score		RPI S	Opponent	Score	
1 H	Oregon St.	2	5	50 H	Utah	3	1	54 A	Loyola Marymount	8	7
1 H	Oregon St.	0	3	50 H	Utah	4	1	58 A	Saint Mary's (CA)	5	6
1 H	Oregon St.	3	2	50 H	Utah	4	3	58 A	Saint Mary's (CA)	11	1
10 H	Baylor	3	6					58 A	Saint Mary's (CA)	11	5
10 H	Baylor	6	0					58 A	Saint Mary's (CA)	5	6
10 H	Baylor	5	4					60 A	UCLA	7	3
17 A	Arizona	4	5					60 A	UCLA	5	6
17 A	Arizona	11	12					60 A	UCLA	6	3
17 A	Arizona	1	3					70 A	Oregon	12	3
								70 A	Oregon	3	4
								70 A	Oregon	0	1
								71 A	Gonzaga	7	8
								71 A	Gonzaga	5	4
								74 H	California	5	2
								74 H	California	4	1
								74 H	California	3	7
								86 H	Arizona St.	4	0
								86 H	Arizona St.	4	0
								86 H	Arizona St.	5	8
<hr/>											
LAST 10 GAMES											
86 H	Arizona St.	4	0	17 A	Arizona	1	3				
86 H	Arizona St.	5	8	17 A	Arizona	4	5				
86 H	Arizona St.	4	0	74 H	California	4	1				
273 H	Seattle U	5	7	74 H	California	3	7				
17 A	Arizona	11	12	74 H	California	5	2				

Non-Div. I Games:

Washington

[illegible]

Non-Div. I Games:

Sam Houston St.

RPI	S	Opponent	Score	
217	H	Nevada	4	5
217	H	Nevada	1	0
267	A	Abilene Christian	14	3
267	A	Abilene Christian	13	3
267	A	Abilene Christian	19	12

Sam Houston St.

S
a
m
H
o
u
s
t
o
n
S
t
.

S
a
m
H
o
u
s
t
o
n
S
t
.

Average RPI Win: 159		WON-LOST RECORD		WINNING PCT. RANK		LAST 10 GAMES		STRENGTH OF SCHEDULE		OPP. STRENGTH OF SCHEDULE		TEAM RPI		ADJ RPI		CONF. RPI		ADJ CONF. RPI	
DIV. I ONLY		32-17-0		.65306 47		7-3-0		118		106		69		.54052 69		7		7	
DIV. I NON-CONF.		17-11-0		.60714 82		2-3-0		115		239		111		.51865 111		7		7	
TOTALS		RPI 1-25		RPI 26-50		W-L RECORDS		RPI 51-100		RPI 101-150		RPI 150+							
32-17-0		2-4-0		2-4-0		OVERALL		6-1-0		6-2-0		16-6-0							
16-12-0		2-4-0		1-2-0		HOME		2-0-0		3-2-0		8-4-0							
16-5-0		0-0-0		1-2-0		AWAY		4-1-0		3-0-0		8-2-0							
0-0-0		0-0-0		0-0-0		NEUTRAL		0-0-0		0-0-0		0-0-0							
17-11-0		2-4-0		0-0-0		NON-CONFERENCE		2-1-0		0-0-0		13-6-0							
11-8-0		2-4-0		0-0-0		HOME		1-0-0		0-0-0		8-4-0							
6-3-0		0-0-0		0-0-		AWAY		1-1-0		0-0-0		5-2-0							
0-0-0		0-0-0		0-0-0		NEUTRAL		0-0-0		0-0-0		0-0-0							
15-6-0		0-0-0		2-4-0		CONFERENCE		4-0-0		6-2-0		3-0-0							
5-4-0		0-0-0		1-2-0		HOME		1-0-0		3-2-0		0-0-0							
10-2-0		0-0-0		1-2-0		AWAY		3-0-0		3-0-0		3-0-0							
0-0-0		0-0-0		0-0-0		NEUTRAL		0-0-0		0-0-0		0-0-0							
RPI S	Opponent	Score		RPI S	Opponent	Score		RPI S	Opponent	Score		RPI S	Opponent	Score					
15 H	Missouri St.	5	2	30 A	Indiana	11	0	59 A	Kansas	5	2	106 H	Rutgers	6	0				
15 H	Missouri St.	2	7	30 A	Indiana	12	13	74 A	California	1	7	106 H	Rutgers	6	2				
15 H	Missouri St.	3	12	30 A	Indiana	0	4	79 A	Michigan St.	9	4	132 H	Illinois	1	14				
20 H	Long Beach St.	2	3	39 H	Nebraska	3	5	79 A	Michigan St.	3	2	132 H	Illinois	5	9				
20 H	Long Beach St.	12	6	39 H	Nebraska	5	3	79 A	Michigan St.	4	3	132 H	Illinois	5	4				
20 H	Long Beach St.	1	9	39 H	Nebraska	4	9	91 H	Oral Roberts	4	3	148 A	Ohio St.	6	5				
								97 H	Iowa	6	3	148 A	Ohio St.	15	5				
												148 A	Ohio St.	5	2				
												155 A	UC Irvine	9	8				
												155 A	UC Irvine	5	7				
												161 H	Hawaii	2	11				
												161 H	Hawaii	0	4				
												205 A	Penn St.	12	4				
												205 A	Penn St.	6	5				
												205 A	Penn St.	17	1				
												208 A	Sacramento St.	2	3				
												208 A	Sacramento St.	9	2				
												208 A	Sacramento St.	5	2				
												219 H	Georgia St.	9	1				
												219 H	Georgia St.	5	7				
												242 H	Milwaukee	5	4				
												249 A	North Dakota St.	6	1				
												249 H	North Dakota St.	7	1				
												249 H	North Dakota St.	1	3				
												250 H	South Dakota St.	7	5				
												250 H	South Dakota St.	5	2				
												260 A	Northern Ill.	3	2				
LAST 10 GAMES				LAST 10 GAMES				LAST 10 GAMES				LAST 10 GAMES							
				106 H	Rutgers	6	2					205 A	Penn St.	12	4				
				106 H	Rutgers	6	0					205 A	Penn St.	17	1				
				20 H	Long Beach St.	1	9					205 A	Penn St.	6	5				
				20 H	Long Beach St.	12	6					219 H	Georgia St.	5	7				
				20 H	Long Beach St.	2	3					219 H	Georgia St.	9	1				

Non-Div. I Games:

Minnesota

RPI	S	Opponent	Score	
273	H	Seattle U	13	4
273	H	Seattle U	6	3
273	H	Seattle U	11	7

Minnesota

M
i
n
n
e
s
o
t
a

M
i
n
n
e
s
o
t
a

O
r
e
g
o
n

Oregon

Oregon

BY
Y
U

BYU

RPI	S	Opponent	Score	
265	A	Santa Clara	9	3
265	A	Santa Clara	8	4
275	H	Portland	11	3
275	H	Portland	16	3
275	H	Portland	23	19

BYU

B
Y
U

B
Y
U

Average RPI Win:		108	WON-LOST RECORD		WINNING PCT. RANK		LAST 10 GAMES		STRENGTH OF SCHEDULE		OPP. STRENGTH OF SCHEDULE		TEAM RPI		ADJ RPI		CONF. RPI		ADJ CONF. RPI	
Average RPI Loss:		71																		
DIV. I ONLY			24-25-0		.4898 162		0-7-0		5		58		73		.53934 73		1		1	
DIV. I NON-CONF.			17-11-0		.60714 82		0-4-0		33		193		65		.54165 65		1		1	
TOTALS			RPI 1-25		RPI 26-50		W-L RECORDS		RPI 51-100		RPI 101-150		RPI 150+							
24-25-0			6-12-0		3-0-0		OVERALL		5-5-0		3-5-0		7-3-0							
16-14-0			3-7-0		2-0-0		HOME		3-1-0		1-3-0		7-3-0							
6-10-0			2-4-0		0-0-0		AWAY		2-4-0		2-2-0		0-0-0							
2-1-0			1-1-0		1-0-0		NEUTRAL		0-0-0		0-0-0		0-0-0							
17-11-0			2-1-0		3-0-0		NON-CONFERENCE		2-2-0		3-5-0		7-3-0							
12-6-0			1-0-0		2-0-0		HOME		1-0-0		1-3-0		7-3-0							
3-4-0			0-0-0		0-0-		AWAY		1-2-0		2-2-0		0-0-0							
2-1-0			1-1-0		1-0-0		NEUTRAL		0-0-0		0-0-0		0-0-0							
7-14-0			4-11-0		0-0-0		CONFERENCE		3-3-0		0-0-0		0-0-0							
4-8-0			2-7-0		0-0-0		HOME		2-1-0		0-0-0		0-0-0							
3-6-0			2-4-0		0-0-0		AWAY		1-2-0		0-0-0		0-0-0							
0-0-0			0-0-0		0-0-0		NEUTRAL		0-0-0		0-0-0		0-0-0							
RPI	S	Opponent	Score		RPI	S	Opponent	Score		RPI	S	Opponent	Score							
4	A	Texas Tech	12	10	39	N	Nebraska	1	0	59	A	Kansas	11	6						
4	A	Texas Tech	3	1	49	H	New Mexico	13	0	59	A	Kansas	2	4						
4	A	Texas Tech	2	8	49	H	New Mexico	3	0	59	A	Kansas	5	6						
6	A	TCU	5	6						86	A	Arizona St.	18	4						
6	A	TCU	1	5						91	A	Oral Roberts	1	4						
6	A	TCU	5	7						91	A	Oral Roberts	7	11						
10	H	Baylor	2	3						91	H	Oral Roberts	7	6						
10	H	Baylor	3	9						100	H	Kansas St.	6	3						
10	H	Baylor	7	8						100	H	Kansas St.	13	3						
15	H	Missouri St.	7	3						100	H	Kansas St.	4	10						
16	H	Oklahoma	4	3						187	H	Texas St.	6	3						
17	N	Arizona	9	10						187	H	Texas St.	10	7						
18	N	Arkansas	8	3						187	H	Texas St.	11	12						
19	H	West Virginia	3	5						227	H	Northwestern St.	7	2						
19	H	West Virginia	3	2						227	H	Northwestern St.	6	3						
19	H	West Virginia	8	9						227	H	Northwestern St.	15	4						
25	H	Texas	0	7						250	H	South Dakota St.	6	3						
25	H	Texas	4	5						250	H	South Dakota St.	1	2						
										250	H	South Dakota St.	8	3						
LAST 10 GAMES																				
91	A	Oral Roberts	1	4	108	H	Lamar University	2	6											
91	A	Oral Roberts	7	11	108	H	Lamar University	6	7											
10	H	Baylor	7	8	108	H	Lamar University	6	5											
10	H	Baylor	2	3	25	H	Texas	4	5											
10	H	Baylor	3	9	25	H	Texas	0	7											

Non-Div. I Games:

Oklahoma St.

Average RPI Win:		104	WON-LOST RECORD		WINNING PCT. RANK		LAST 10 GAMES		STRENGTH OF SCHEDULE		OPP. STRENGTH OF SCHEDULE		TEAM RPI		ADJ RPI		CONF. RPI		ADJ CONF. RPI	
DIV. I ONLY			22-26-0		.45833 184		3-7-0		14		16		74		.53854 74		4		4	
DIV. I NON-CONF.			9-10-0		.47368 170		1-0-0		11		42		67		.53942 67		3		3	
TOTALS		RPI 1-25		RPI 26-50		W-L RECORDS		RPI 51-100		RPI 101-150		RPI 150+								
22-26-0		1-12-0		1-2-0		OVERALL		8-10-0		9-2-0		3-0-0								
17-8-0		1-3-0		0-0-0		HOME		7-4-0		9-1-0		0-0-0								
5-18-0		0-9-0		1-2-0		AWAY		1-6-0		0-1-0		3-0-0								
0-0-0		0-0-0		0-0-0		NEUTRAL		0-0-0		0-0-0		0-0-0								
9-10-0		0-5-0		0-0-0		NON-CONFERENCE		3-3-0		3-2-0		3-0-0								
6-4-0		0-1-0		0-0-0		HOME		3-2-0		3-1-0		0-0-0								
3-6-0		0-4-0		0-0-		AWAY		0-1-0		0-1-0		3-0-0								
0-0-0		0-0-0		0-0-0		NEUTRAL		0-0-0		0-0-0		0-0-0								
13-16-0		1-7-0		1-2-0		CONFERENCE		5-7-0		6-0-0		0-0-0								
11-4-0		1-2-0		0-0-0		HOME		4-2-0		6-0-0		0-0-0								
2-12-0		0-5-0		1-2-0		AWAY		1-5-0		0-0-0		0-0-0								
0-0-0		0-0-0		0-0-0		NEUTRAL		0-0-0		0-0-0		0-0-0								
RPI	S	Opponent		Score		RPI	S	Opponent		Score		RPI	S	Opponent		Score				
1	A	Oregon St.		0 8		50	A	Utah		3 9		58	A	Saint Mary's (CA)		7 24				
1	A	Oregon St.		2 10		50	A	Utah		8 7		60	A	UCLA		0 20				
1	A	Oregon St.		10 11		50	A	Utah		8 16		60	A	UCLA		4 9				
4	A	Texas Tech		2 3								60	A	UCLA		5 9				
4	A	Texas Tech		1 5								67	A	Washington		7 3				
4	A	Texas Tech		2 11								67	A	Washington		1 4				
4	A	Texas Tech		2 4								67	A	Washington		2 5				
11	A	Stanford		4 8								69	H	Minnesota		7 1				
11	A	Stanford		4 6								70	H	Oregon		1 7				
11	H	Stanford		5 6								70	H	Oregon		2 13				
11	H	Stanford		5 8								70	H	Oregon		4 1				
11	H	Stanford		5 3								71	H	Gonzaga		8 7				
20	H	Long Beach St.		1 3								71	H	Gonzaga		3 8				
												71	H	Gonzaga		9 5				
												71	H	Gonzaga		2 5				
												86	H	Arizona St.		10 2				
												86	H	Arizona St.		9 6				
												86	H	Arizona St.		6 4				
LAST 10 GAMES																				
						11	H	Stanford		5 3		1	A	Oregon St.		0 8				
						11	H	Stanford		5 8		135	H	San Francisco		1 0				
						11	H	Stanford		5 6		67	A	Washington		1 4				
								1 A Oregon St.		2 10		67	A	Washington		7 3				
								1 A Oregon St.		10 11		67	A	Washington		2 5				

Non-Div. I Games:

California

Average RPI Win: 112		WON-LOST RECORD	WINNING PCT. RANK	LAST 10 GAMES	STRENGTH OF SCHEDULE	OPP. STRENGTH OF SCHEDULE	TEAM RPI	ADJ RPI		CONF. RPI	ADJ CONF. RPI			
Average RPI Loss: 82														
DIV. I ONLY		28-25-0	.5283 122	2-8-0	37	76	75	.53819	75	6	6			
DIV. I NON-CONF.		16-10-0	.61538 74	0-1-0	85	104	82	.53283	82	6	6			
<hr/>														
TOTALS		RPI 1-25		RPI 26-50		W-L RECORDS		RPI 51-100		RPI 101-150		RPI 150+		
28-25-0		2-3-0		2-4-0		OVERALL		12-12-0		5-3-0		7-3-0		
16-14-0		0-0-0		1-2-0		HOME		7-7-0		1-2-0		7-3-0		
12-11-0		2-3-0		1-2-0		AWAY		5-5-0		4-1-0		0-0-0		
0-0-0		0-0-0		0-0-0		NEUTRAL		0-0-0		0-0-0		0-0-0		
16-10-0		1-1-0		0-0-0		NON-CONFERENCE		7-5-0		3-2-0		5-2-0		
10-8-0		0-0-0		0-0-0		HOME		4-4-0		1-2-0		5-2-0		
6-2-0		1-1-0		0-0-		AWAY		3-1-0		2-0-0		0-0-0		
0-0-0		0-0-0		0-0-0		NEUTRAL		0-0-0		0-0-0		0-0-0		
12-15-0		1-2-0		2-4-0		CONFERENCE		5-7-0		2-1-0		2-1-0		
6-6-0		0-0-0		1-2-0		HOME		3-3-0		0-0-0		2-1-0		
6-9-0		1-2-0		1-2-0		AWAY		2-4-0		2-1-0		0-0-0		
0-0-0		0-0-0		0-0-0		NEUTRAL		0-0-0		0-0-0		0-0-0		
RPI	S	Opponent		Score	RPI	S	Opponent		Score	RPI	S	Opponent		Score
14	A	Southern Miss.		4 15	33	H	Louisiana Tech		6 14	55	A	Miami (FL)		5 4
14	A	Southern Miss.		1 5	33	H	Louisiana Tech		6 10	55	A	Miami (FL)		12 1
14	A	Southern Miss.		10 4	33	H	Louisiana Tech		6 3	55	H	Miami (FL)		3 2
24	A	Mississippi St.		7 9	45	A	Old Dominion		1 21	55	H	Miami (FL)		7 8
24	A	Mississippi St.		8 3	45	A	Old Dominion		10 9	63	A	FGCU		12 5
					45	A	Old Dominion		10 11	63	H	FGCU		7 0
										64	A	Rice		4 8
										64	A	Rice		7 5
										64	A	Rice		4 3
										66	A	Fla. Atlantic		1 10
										66	A	Fla. Atlantic		8 9
										66	A	Fla. Atlantic		3 4
										76	H	Kent St.		2 3
										76	H	Kent St.		5 13
										76	H	Kent St.		7 6
										76	H	Kent St.		2 3
										80	H	Charlotte		7 8
										80	H	Charlotte		0 4
										80	H	Charlotte		5 4
										89	A	Bethune-Cookman		3 5
LAST 10 GAMES														
					45	A	Old Dominion		10 11					
					45	A	Old Dominion		10 9					
					45	A	Old Dominion		1 21					
					33	H	Louisiana Tech		6 3					
					33	H	Louisiana Tech		6 10					

Non-Div. I Games:

FIU

RPI	S	Opponent	Score	
89	H	Bethune-Cookman	3	1
93	H	UTSA	4	3
93	H	UTSA	5	10
93	H	UTSA	7	6

33	H	Louisiana Tech	6	14
89	A	Bethune-Cookman	3	5
66	A	Fla. Atlantic	1	10
66	A	Fla. Atlantic	8	9
66	A	Fla. Atlantic	3	4

Average RPI Win: 174		WON-LOST	WINNING	LAST 10	STRENGTH OF		OPP. STRENGTH	TEAM	ADJ	CONF.	ADJ CONF.
Average RPI Loss: 159		RECORD	PCT. RANK	GAMES	SCHEDULE		OF SCHEDULE	RPI	RPI	RPI	RPI
DIV. I ONLY		34-14-0	.70833	19	8-2-0		244	126	76	.53777	76
DIV. I NON-CONF.		16-9-0	.64	64	2-0-0		159	60	41	.55811	41
TOTALS		RPI 1-25	RPI 26-50		W-L RECORDS		RPI 51-100		RPI 101-150		RPI 150+
34-14-0		0-2-0	0-0-0		OVERALL		3-1-0		9-5-0		22-6-0
12-4-0		0-0-0	0-0-0		HOME		0-0-0		3-1-0		9-3-0
21-9-0		0-2-0	0-0-0		AWAY		3-1-0		6-4-0		12-2-0
1-1-0		0-0-0	0-0-0		NEUTRAL		0-0-0		0-0-0		1-1-0
16-9-0		0-2-0	0-0-0		NON-CONFERENCE		3-1-0		7-4-0		6-2-0
2-1-0		0-0-0	0-0-0		HOME		0-0-0		1-0-0		1-1-0
13-7-0		0-2-0	0-0-		AWAY		3-1-0		6-4-0		4-0-0
1-1-0		0-0-0	0-0-0		NEUTRAL		0-0-0		0-0-0		1-1-0
18-5-0		0-0-0	0-0-0		CONFERENCE		0-0-0		2-1-0		16-4-0
10-3-0		0-0-0	0-0-0		HOME		0-0-0		2-1-0		8-2-0
8-2-0		0-0-0	0-0-0		AWAY		0-0-0		0-0-0		8-2-0
0-0-0		0-0-0	0-0-0		NEUTRAL		0-0-0		0-0-0		0-0-0
RPI S	Opponent	Score		RPI S	Opponent	Score		RPI S	Opponent	Score	
9 A	Wake Forest	0	5					75 A	FIU	13	5
9 A	Wake Forest	2	7					75 A	FIU	3	2
								75 A	FIU	3	2
								75 A	FIU	6	7
								111 A	Western Caro.	16	10
								111 A	Western Caro.	2	1
								111 A	Western Caro.	2	10
								126 A	Purdue	2	3
								128 A	Pittsburgh	12	8
								128 H	Pittsburgh	7	6
								133 H	Central Mich.	9	7
								133 H	Central Mich.	6	5
								133 H	Central Mich.	4	7
								139 A	Col. of Charleston	5	0
								139 A	Col. of Charleston	13	5
								139 A	Col. of Charleston	7	10
								143 A	Canisius	8	5
								148 A	Ohio St.	8	9
								157 A	Belmont	5	4
								157 A	Belmont	15	0
								157 A	Belmont	3	0
								160 A	Ball St.	6	5
								160 A	Ball St.	6	3
								160 A	Ball St.	9	4
								172 N	Radford	9	1
								183 A	Eastern Mich.	2	0
								183 A	Eastern Mich.	9	4
								183 A	Eastern Mich.	4	2
								211 H	Buffalo	2	9
								211 H	Buffalo	14	0
								211 H	Buffalo	9	1
LAST 10 GAMES											
269 H	Youngstown St.	13	6	183 A	Eastern Mich.	4	2	183 A	Eastern Mich.	9	4
221 H	Miami (OH)	1	2	183 A	Eastern Mich.	9	4	183 A	Eastern Mich.	4	2
221 H	Miami (OH)	5	1	143 A	Canisius	8	5	211 H	Buffalo	2	9
221 H	Miami (OH)	2	1	133 H	Central Mich.	6	5	211 H	Buffalo	14	0
183 A	Eastern Mich.	2	0	133 H	Central Mich.	4	7	211 H	Buffalo	9	1

Non-Div. I Games:

Kent St.

RPI	S	Opponent	Score	
221	H	Miami (OH)	1	2
221	H	Miami (OH)	5	1
221	H	Miami (OH)	2	1
223	H	Toledo	1	0
223	H	Toledo	10	1
223	H	Toledo	3	2
244	N	Quinnipiac	2	4
260	A	Northern Ill.	7	8
260	A	Northern Ill.	4	1
260	A	Northern Ill.	7	4
269	A	Youngstown St.	6	3
269	H	Youngstown St.	6	11
269	H	Youngstown St.	13	6
272	A	Bowling Green	3	9
272	H	Bowling Green	3	0

Kent St.

K
e
n
t
S
t
.

K
e
n
t
S
t
.

[illegible]

Non-Div. I Games:

Jacksonville

RPI	S	Opponent	Score	
253	H	USC Upstate	8	1
287	A	Savannah St.	11	7
287	H	Savannah St.	9	7
289	A	NJIT	5	3
289	A	NJIT	13	11
289	A	NJIT	4	3

Jacksonville

J
a
c
k
s
o
n
v
i
l
l
e

J
a
c
k
s
o
n
v
i
l
l
e

Average RPI Win: 150		WON-LOST RECORD		WINNING PCT. RANK		LAST 10 GAMES		STRENGTH OF SCHEDULE		OPP. STRENGTH OF SCHEDULE		TEAM RPI		ADJ RPI		CONF. RPI		ADJ CONF. RPI	
DIV. I ONLY		35-18-0		.66038 35		7-3-0		174		77		78		.53552 78		9		9	
DIV. I NON-CONF.		18-8-0		.69231 34		1-1-0		239		35		81		.53285 81		10		10	
TOTALS		RPI 1-25		RPI 26-50		W-L RECORDS		RPI 51-100		RPI 101-150		RPI 150+							
35-18-0		0-0-0		5-4-0		OVERALL		6-7-0		6-2-0		18-5-0							
19-10-0		0-0-0		1-2-0		HOME		2-3-0		3-1-0		13-4-0							
16-8-0		0-0-0		4-2-0		AWAY		4-4-0		3-1-0		5-1-0							
0-0-0		0-0-0		0-0-0		NEUTRAL		0-0-0		0-0-0		0-0-0							
18-8-0		0-0-0		0-0-0		NON-CONFERENCE		4-6-0		4-1-0		10-1-0							
10-4-0		0-0-0		0-0-0		HOME		2-3-0		3-1-0		5-0-0							
8-4-0		0-0-0		0-0-		AWAY		2-3-0		1-0-0		5-1-0							
0-0-0		0-0-0		0-0-0		NEUTRAL		0-0-0		0-0-0		0-0-0							
17-10-0		0-0-0		5-4-0		CONFERENCE		2-1-0		2-1-0		8-4-0							
9-6-0		0-0-0		1-2-0		HOME		0-0-0		0-0-0		8-4-0							
8-4-0		0-0-0		4-2-0		AWAY		2-1-0		2-1-0		0-0-0							
0-0-0		0-0-0		0-0-0		NEUTRAL		0-0-0		0-0-0		0-0-0							
RPI	S	Opponent	Score	RPI	S	Opponent	Score	RPI	S	Opponent	Score	RPI	S	Opponent	Score				
				38	H	South Ala.	8 5	51	A	Mercer	15 7	116	H	Middle Tenn.	8 5				
				38	H	South Ala.	6 19	51	H	Mercer	4 3	116	H	Middle Tenn.	5 6				
				38	H	South Ala.	0 5	57	A	Georgia Tech	3 12	116	H	Middle Tenn.	7 6				
				46	A	Coastal Caro.	5 6	57	H	Georgia Tech	3 10	119	A	Troy	6 3				
				46	A	Coastal Caro.	7 6	88	H	Georgia	3 4	119	A	Troy	0 4				
				46	A	Coastal Caro.	3 2	88	H	Georgia	0 7	119	A	Troy	5 3				
				47	A	Louisiana	0 3	88	H	Georgia	2 1	139	A	Col. of Charleston	8 4				
				47	A	Louisiana	6 5	92	A	UT Arlington	9 5	139	H	Col. of Charleston	14 7				
				47	A	Louisiana	9 1	92	A	UT Arlington	2 3	151	A	Kennesaw St.	6 0				
								92	A	UT Arlington	4 3	151	H	Kennesaw St.	8 4				
								94	A	Memphis	7 6	182	H	Appalachian St.	6 2				
								94	A	Memphis	2 5	182	H	Appalachian St.	6 4				
								94	A	Memphis	8 9	182	H	Appalachian St.	3 7				
												184	H	Arkansas St.	0 1				
												184	H	Arkansas St.	6 1				
												184	H	Arkansas St.	7 4				
												194	A	Elon	6 8				
												194	A	Elon	7 0				
												194	A	Elon	5 1				
												212	H	Campbell	8 2				
												212	H	Campbell	9 8				
				LAST 10 GAMES								216	H	Little Rock	5 0				
				57	A	Georgia Tech	3 12	47	A	Louisiana	9 1	216	H	Little Rock	4 11				
				184	H	Arkansas St.	6 1	47	A	Louisiana	6 5	216	H	Little Rock	9 2				
				184	H	Arkansas St.	0 1	47	A	Louisiana	0 3	229	A	The Citadel	7 3				
				184	H	Arkansas St.	7 4	216	H	Little Rock	9 2	229	H	The Citadel	1 0				
				151	A	Kennesaw St.	6 0	216	H	Little Rock	5 0	247	H	La.-Monroe	9 3				

Non-Div. I Games:

Ga. Southern

RPI	S	Opponent	Score	
247	H	La.-Monroe	9	0
247	H	La.-Monroe	4	5
287	A	Savannah St.	6	5
287	H	Savannah St.	11	7

Ga. Southern

G
a
.
S
o
u
t
h
e
r
n

G
a
.
S
o
u
t
h
e
r
n

Average RPI Win:		177	WON-LOST RECORD		WINNING PCT. RANK		LAST 10 GAMES		STRENGTH OF SCHEDULE		OPP. STRENGTH OF SCHEDULE		TEAM RPI		ADJ RPI		CONF. RPI		ADJ CONF. RPI				
DIV. I ONLY			28-21-0		.57143 91		6-4-0		115		116		79		.53549 79		7 7						
DIV. I NON-CONF.			19-8-0		.7037 31		3-0-0		200		158		54		.54993 54		7 7						
TOTALS		RPI 1-25		RPI 26-50		W-L RECORDS		RPI 51-100		RPI 101-150		RPI 150+											
28-21-0		0-1-0		1-8-0		OVERALL		1-6-0		10-3-0		16-3-0											
9-7-0		0-0-0		0-0-0		HOME		1-5-0		3-1-0		5-1-0											
15-12-0		0-0-0		1-8-0		AWAY		0-1-0		7-1-0		7-2-0											
4-2-0		0-1-0		0-0-0		NEUTRAL		0-0-0		0-1-0		4-0-0											
19-8-0		0-1-0		0-2-0		NON-CONFERENCE		0-1-0		5-2-0		14-2-0											
6-1-0		0-0-0		0-0-0		HOME		0-0-0		1-0-0		5-1-0											
9-5-0		0-0-0		0-0-		AWAY		0-1-0		4-1-0		5-1-0											
4-2-0		0-1-0		0-0-0		NEUTRAL		0-0-0		0-1-0		4-0-0											
9-13-0		0-0-0		1-6-0		CONFERENCE		1-5-0		5-1-0		2-1-0											
3-6-0		0-0-0		0-0-0		HOME		1-5-0		2-1-0		0-0-0											
6-7-0		0-0-0		1-6-0		AWAY		0-0-0		3-0-0		2-1-0											
0-0-0		0-0-0		0-0-0		NEUTRAL		0-0-0		0-0-0		0-0-0											
RPI	S	Opponent		Score		RPI	S	Opponent		Score		RPI	S	Opponent		Score		RPI	S	Opponent		Score	
8	N	Clemson		2	9	29	A	South Carolina		2	3	69	H	Minnesota		2	3	117	N	Cornell		1	2
						29	A	South Carolina		2	5	69	H	Minnesota		3	4	132	A	Illinois		12	1
						32	A	Michigan		4	12	69	H	Minnesota		4	9	132	A	Illinois		17	6
						35	A	Maryland		2	12	96	A	Notre Dame		1	2	132	A	Illinois		12	4
						35	A	Maryland		1	2	97	H	Iowa		2	3	133	A	Central Mich.		7	0
						35	A	Maryland		2	6	97	H	Iowa		2	1	133	H	Central Mich.		11	2
						39	A	Nebraska		6	3	97	H	Iowa		4	9	142	A	Furman		3	2
						39	A	Nebraska		2	5							146	A	UNCG		1	4
						39	A	Nebraska		7	8							146	A	UNCG		22	16
																		146	A	UNCG		5	4
																		148	H	Ohio St.		2	0
																		148	H	Ohio St.		6	5
																		148	H	Ohio St.		8	13
																		152	N	Presbyterian		10	2
																		163	H	Fresno St.		9	5
																		163	H	Fresno St.		8	2
																		163	H	Fresno St.		10	4
																		183	A	Eastern Mich.		3	4
																		183	H	Eastern Mich.		11	6
																		202	A	Northwestern		13	5
																		202	A	Northwestern		2	3
																		202	A	Northwestern		8	1
						133	A	Central Mich.		7	0	236	N	Western Mich.		7	6	212	N	Campbell		3	1
						39	A	Nebraska		7	8	97	H	Iowa		4	9	214	N	UT Martin		6	1
						39	A	Nebraska		2	5	97	H	Iowa		2	1	223	H	Toledo		11	1
						39	A	Nebraska		6	3	97	H	Iowa		2	3	236	H	Western Mich.		2	3
						183	H	Eastern Mich.		11	6	202	A	Northwestern		13	5	236	N	Western Mich.		7	6

Non-Div. I Games:

Michigan St.

M
i
c
h
i
g
a
n
s
t
.

Michigan State.

Michigan St.

Average RPI Win:	125	WON-LOST	WINNING	LAST 10	STRENGTH OF	OPP. STRENGTH	TEAM	ADJ	CONF.	ADJ CONF.		
Average RPI Loss:	79	RECORD	PCT. RANK	GAMES	SCHEDULE	OF SCHEDULE	RPI	RPI	RPI	RPI		
DIV. I ONLY		29-22-0	.56863	94	4-6-0	70	52	80	.53527	80	6	6
DIV. I NON-CONF.		14-10-0	.58333	93	1-0-0	44	52	70	.53858	70	6	6
<hr/>												
TOTALS	RPI 1-25	RPI 26-50		W-L RECORDS		RPI 51-100		RPI 101-150		RPI 150+		
29-22-0	3-2-0	4-5-0		OVERALL		8-12-0		3-0-0		11-3-0		
17-14-0	2-2-0	2-2-0		HOME		4-9-0		3-0-0		6-1-0		
12-8-0	1-0-0	2-3-0		AWAY		4-3-0		0-0-0		5-2-0		
0-0-0	0-0-0	0-0-0		NEUTRAL		0-0-0		0-0-0		0-0-0		
<hr/>												
14-10-0	3-2-0	1-2-0		NON-CONFERENCE		4-4-0		0-0-0		6-2-0		
10-6-0	2-2-0	0-1-0		HOME		2-2-0		0-0-0		6-1-0		
4-4-0	1-0-0	1-0-		AWAY		2-2-0		0-0-0		0-1-0		
0-0-0	0-0-0	0-0-0		NEUTRAL		0-0-0		0-0-0		0-0-0		
<hr/>												
15-12-0	0-0-0	3-3-0		CONFERENCE		4-8-0		3-0-0		5-1-0		
7-8-0	0-0-0	2-1-0		HOME		2-7-0		3-0-0		0-0-0		
8-4-0	0-0-0	1-2-0		AWAY		2-1-0		0-0-0		5-1-0		
0-0-0	0-0-0	0-0-0		NEUTRAL		0-0-0		0-0-0		0-0-0		
<hr/>												
RPI S	Opponent	Score		RPI S	Opponent	Score		RPI S	Opponent	Score		
9 A	Wake Forest	6	1	29 A	South Carolina	4	5	64 H	Rice	8	11	
9 H	Wake Forest	4	13	33 H	Louisiana Tech	4	2	64 H	Rice	0	8	
19 H	West Virginia	13	2	33 H	Louisiana Tech	7	12	64 H	Rice	4	6	
19 H	West Virginia	6	3	33 H	Louisiana Tech	13	7	66 H	Fla. Atlantic	11	5	
19 H	West Virginia	3	6	36 A	North Carolina St.	6	5	66 H	Fla. Atlantic	4	7	
				36 H	North Carolina St.	10	15	66 H	Fla. Atlantic	10	13	
				45 A	Old Dominion	0	3	75 A	FIU	4	0	
				45 A	Old Dominion	0	2	75 A	FIU	8	7	
				45 A	Old Dominion	3	1	75 A	FIU	4	5	
								85 A	East Carolina	7	10	
								85 A	East Carolina	2	0	
								85 A	East Carolina	0	3	
								90 A	Winthrop	11	9	
								90 H	Winthrop	2	3	
								93 H	UTSA	3	5	
								93 H	UTSA	8	3	
								93 H	UTSA	0	5	
								98 H	Xavier	2	1	
								98 H	Xavier	7	1	
								98 H	Xavier	6	7	
<hr/>												
LAST 10 GAMES												
90 A	Winthrop	11	9	64 H	Rice	0	8					
93 H	UTSA	3	5	64 H	Rice	4	6					
93 H	UTSA	8	3	173 A	UAB	3	0					
93 H	UTSA	0	5	173 A	UAB	17	5					
64 H	Rice	8	11	173 A	UAB	2	3					

Non-Div. I Games:

Charlotte

Average RPI Win: 67		WON-LOST	WINNING	LAST 10	STRENGTH OF		OPP. STRENGTH	TEAM	ADJ		CONF.	ADJ CONF.			
Average RPI Loss: 76		RECORD	PCT. RANK	GAMES	SCHEDULE		OF SCHEDULE	RPI	RPI		RPI	RPI			
DIV. I ONLY		25-28-0	.4717	173	4-6-0		10	24	81		.5339	81			
DIV. I NON-CONF.		14-18-0	.4375	193	1-1-0		34	22	139		.50522	139			
TOTALS		RPI 1-25	RPI 26-50		W-L RECORDS		RPI 51-100		RPI 101-150		RPI 150+				
25-28-0		9-7-0	6-5-0		OVERALL		3-7-0		6-7-0		1-2-0				
18-17-0		7-4-0	5-4-0		HOME		0-4-0		5-3-0		1-2-0				
7-11-0		2-3-0	1-1-0		AWAY		3-3-0		1-4-0		0-0-0				
0-0-0		0-0-0	0-0-0		NEUTRAL		0-0-0		0-0-0		0-0-0				
14-18-0		5-2-0	2-3-0		NON-CONFERENCE		0-4-0		6-7-0		1-2-0				
11-12-0		4-1-0	1-2-0		HOME		0-4-0		5-3-0		1-2-0				
3-6-0		1-1-0	1-0-		AWAY		0-0-0		1-4-0		0-0-0				
0-0-0		0-0-0	0-0-0		NEUTRAL		0-0-0		0-0-0		0-0-0				
11-10-0		4-5-0	4-2-0		CONFERENCE		3-3-0		0-0-0		0-0-0				
7-5-0		3-3-0	4-2-0		HOME		0-0-0		0-0-0		0-0-0				
4-5-0		1-2-0	0-0-0		AWAY		3-3-0		0-0-0		0-0-0				
0-0-0		0-0-0	0-0-0		NEUTRAL		0-0-0		0-0-0		0-0-0				
RPI S	Opponent	Score		RPI S	Opponent	Score		RPI S	Opponent	Score		RPI S	Opponent	Score	
12 A	LSU	7	6	27 H	UCF	1	11	52 H	San Diego	4	11	118 A	UC Santa Barbara	1	14
12 H	LSU	9	6	27 H	UCF	4	11	52 H	San Diego	4	7	118 A	UC Santa Barbara	5	6
14 A	Southern Miss.	1	2	27 H	UCF	4	3	52 H	San Diego	4	5	118 A	UC Santa Barbara	4	7
14 H	Southern Miss.	10	8	28 A	Southeastern La.	5	8	52 H	San Diego	2	6	124 H	Columbia	5	11
19 H	West Virginia	6	0	28 H	Southeastern La.	2	16	84 A	Cincinnati	16	8	124 H	Columbia	7	0
19 H	West Virginia	5	18	41 H	UConn	3	1	84 A	Cincinnati	1	11	124 H	Columbia	8	7
19 H	West Virginia	9	8	41 H	UConn	8	3	84 A	Cincinnati	6	2	130 A	New Orleans	5	9
21 H	South Fla.	4	3	41 H	UConn	6	5	85 A	East Carolina	5	4	130 H	New Orleans	8	6
21 H	South Fla.	6	4	42 H	McNeese	10	2	85 A	East Carolina	8	15	141 A	Nicholls St.	3	2
21 H	South Fla.	5	7	47 A	Louisiana	6	4	85 A	East Carolina	3	5	141 H	Nicholls St.	9	3
22 A	Houston	7	8	47 H	Louisiana	0	1					149 H	Stetson	7	6
22 A	Houston	2	12									149 H	Stetson	1	5
22 A	Houston	7	1									149 H	Stetson	10	12
22 H	Houston	11	4									213 H	Air Force	2	3
22 H	Houston	3	15									213 H	Air Force	4	3
22 H	Houston	0	4									239 H	Army West Point	4	7
LAST 10 GAMES															
130 H	New Orleans	8	6	27 H	UCF	4	3								
22 H	Houston	11	4	27 H	UCF	4	11								
22 H	Houston	0	4	28 H	Southeastern La.	2	16								
22 H	Houston	3	15	85 A	East Carolina	3	5								
27 H	UCF	1	11	85 A	East Carolina	5	4								

Non-Div. I Games:

Tulane

Average RPI Win:		165	WON-LOST RECORD		WINNING PCT. RANK		LAST 10 GAMES		STRENGTH OF SCHEDULE		OPP. STRENGTH OF SCHEDULE		TEAM RPI		ADJ RPI		CONF. RPI		ADJ CONF. RPI					
DIV. I ONLY			28-21-0		.57143		91		6-4-0		69		172		82		.53115		82		10		10	
DIV. I NON-CONF.			18-13-0		.58065		96		1-1-0		83		129		86		.53069		86		16		16	
TOTALS		RPI 1-25		RPI 26-50		W-L RECORDS		RPI 51-100		RPI 101-150		RPI 150+												
28-21-0		1-2-0		5-8-0		OVERALL		2-3-0		4-1-0		16-7-0												
14-9-0		0-0-0		1-2-0		HOME		0-0-0		1-0-0		12-7-0												
11-6-0		1-2-0		1-2-0		AWAY		2-2-0		3-0-0		4-0-0												
3-6-0		0-0-0		3-4-0		NEUTRAL		0-1-0		0-1-0		0-0-0												
18-13-0		1-2-0		4-6-0		NON-CONFERENCE		1-1-0		4-1-0		8-3-0												
9-5-0		0-0-0		1-2-0		HOME		0-0-0		1-0-0		7-3-0												
6-2-0		1-2-0		0-0-		AWAY		1-0-0		3-0-0		1-0-0												
3-6-0		0-0-0		3-4-0		NEUTRAL		0-1-0		0-1-0		0-0-0												
10-8-0		0-0-0		1-2-0		CONFERENCE		1-2-0		0-0-0		8-4-0												
5-4-0		0-0-0		0-0-0		HOME		0-0-0		0-0-0		5-4-0												
5-4-0		0-0-0		1-2-0		AWAY		1-2-0		0-0-0		3-0-0												
0-0-0		0-0-0		0-0-0		NEUTRAL		0-0-0		0-0-0		0-0-0												
RPI	S	Opponent		Score		RPI	S	Opponent		Score		RPI	S	Opponent		Score								
5	A	Florida		0	8	28	N	Southeastern La.		1	13	70	N	Oregon		0	1							
5	A	Florida		3	2	31	A	St. John's (NY)		7	0	87	A	San Diego St.		10	5							
5	A	Florida		3	4	31	A	St. John's (NY)		1	2	98	A	Xavier		6	3							
						31	A	St. John's (NY)		2	9	98	A	Xavier		0	9							
						32	N	Michigan		5	4	98	A	Xavier		1	2							
						32	N	Michigan		7	10													
						32	N	Michigan		7	8													
						32	N	Michigan		8	6													
						38	N	South Ala.		3	2													
						40	N	Tennessee		5	12													
						41	H	UConn		0	4													
						41	H	UConn		1	2													
						41	H	UConn		3	2													
LAST 10 GAMES																								
207	H	Monmouth		2	7	170	H	Creighton		1	0	263	A	Villanova		2	0							
263	A	Villanova		1	0	170	H	Creighton		3	4	263	A	Villanova		9	1							
263	A	Villanova		2	0	170	H	Creighton		1	2	263	A	Villanova		1	0							
263	A	Villanova		9	1	31	A	St. John's (NY)		1	2	270	H	Wagner		9	2							
243	A	Rider		9	0	31	A	St. John's (NY)		7	0	283	H	Lehigh		3	0							

Non-Div. I Games:

Seton Hall

RPI	S	Opponent	Score	
299	H	Saint Peter's	11	0

Seton Hall

S
e
t
o
n
H
a
l
l

S
e
t
o
n
H
a
l
l

Average RPI Win: 154		WON-LOST	WINNING	LAST 10	STRENGTH OF		OPP. STRENGTH	TEAM	ADJ		CONF.	ADJ CONF.
Average RPI Loss: 54		RECORD	PCT. RANK	GAMES	SCHEDULE		OF SCHEDULE	RPI	RPI		RPI	RPI
DIV. I ONLY		22-26-0	.45833	184	6-4-0		42	36	83		.53077	83
DIV. I NON-CONF.		14-7-0	.66667	51	4-0-0		247	207	93		.52779	93
TOTALS		RPI 1-25	RPI 26-50		W-L RECORDS		RPI 51-100		RPI 101-150		RPI 150+	
22-26-0		1-12-0	4-2-0		OVERALL		1-8-0		3-2-0		13-2-0	
9-8-0		0-6-0	3-0-0		HOME		1-2-0		0-0-0		5-0-0	
7-16-0		1-6-0	1-2-0		AWAY		0-6-0		2-2-0		3-0-0	
6-2-0		0-0-0	0-0-0		NEUTRAL		0-0-0		1-0-0		5-2-0	
14-7-0		0-1-0	0-0-0		NON-CONFERENCE		0-3-0		1-1-0		13-2-0	
5-0-0		0-0-0	0-0-0		HOME		0-0-0		0-0-0		5-0-0	
3-5-0		0-1-0	0-0-		AWAY		0-3-0		0-1-0		3-0-0	
6-2-0		0-0-0	0-0-0		NEUTRAL		0-0-0		1-0-0		5-2-0	
8-19-0		1-11-0	4-2-0		CONFERENCE		1-5-0		2-1-0		0-0-0	
4-8-0		0-6-0	3-0-0		HOME		1-2-0		0-0-0		0-0-0	
4-11-0		1-5-0	1-2-0		AWAY		0-3-0		2-1-0		0-0-0	
0-0-0		0-0-0	0-0-0		NEUTRAL		0-0-0		0-0-0		0-0-0	
RPI S	Opponent	Score	RPI S	Opponent	Score	RPI S	Opponent	Score	RPI S	Opponent	Score	
2 H	North Carolina	7 17	26 A	Florida St.	8 5	55 H	Miami (FL)	5 14	110 A	Duke	15 6	
2 H	North Carolina	3 15	26 A	Florida St.	1 11	55 H	Miami (FL)	0 3	110 A	Duke	3 1	
2 H	North Carolina	4 16	26 A	Florida St.	0 13	55 H	Miami (FL)	9 2	110 A	Duke	2 9	
3 A	Louisville	4 6	36 H	North Carolina St.	8 3	89 A	Bethune-Cookman	2 3	121 A	Dartmouth	3 8	
3 A	Louisville	3 5	36 H	North Carolina St.	2 1	89 A	Bethune-Cookman	1 2	133 N	Central Mich.	5 4	
3 A	Louisville	0 6	36 H	North Carolina St.	1 0	89 A	Bethune-Cookman	5 6	160 N	Ball St.	1 4	
8 H	Clemson	0 1				99 A	Virginia Tech	3 4	168 A	Northeastern	10 7	
8 H	Clemson	2 8				99 A	Virginia Tech	4 16	168 A	Northeastern	5 1	
8 H	Clemson	0 2				99 A	Virginia Tech	6 10	185 H	Harvard	8 5	
9 A	Wake Forest	5 15							185 N	Harvard	3 2	
9 A	Wake Forest	8 0							186 A	UMass Lowell	6 1	
9 A	Wake Forest	2 5							197 H	Maine	9 8	
16 A	Oklahoma	4 5							206 N	Georgetown	3 4	
									223 N	Toledo	6 5	
									244 H	Quinnipiac	3 0	
									244 H	Quinnipiac	5 1	
									256 H	Massachusetts	13 1	
									260 N	Northern Ill.	9 1	
									263 N	Villanova	10 3	
									263 N	Villanova	7 1	
LAST 10 GAMES												
			197 H	Maine	9 8	9 A	Wake Forest	5 15				
			244 H	Quinnipiac	3 0	186 A	UMass Lowell	6 1				
			244 H	Quinnipiac	5 1	55 H	Miami (FL)	9 2				
			9 A	Wake Forest	2 5	55 H	Miami (FL)	5 14				
			9 A	Wake Forest	8 0	55 H	Miami (FL)	0 3				

Non-Div. I Games:

Boston College

Average RPI Win:	110	WON-LOST	WINNING	LAST 10	STRENGTH OF	OPP. STRENGTH	TEAM	ADJ	CONF.	ADJ CONF.				
Average RPI Loss:	99	RECORD	PCT. RANK	GAMES	SCHEDULE	OF SCHEDULE	RPI	RPI	RPI	RPI				
DIV. I ONLY		27-26-0	.50943	146	6-4-0	65	53	84	.53046	84	5	5		
DIV. I NON-CONF.		18-14-0	.5625	108	3-1-0	120	88	80	.53302	80	5	5		
TOTALS	RPI 1-25	RPI 26-50		W-L RECORDS		RPI 51-100		RPI 101-150		RPI 150+				
27-26-0	4-2-0	4-7-0		OVERALL		6-9-0		5-2-0		8-6-0				
15-11-0	2-0-0	2-2-0		HOME		4-7-0		2-0-0		5-2-0				
12-15-0	2-2-0	2-5-0		AWAY		2-2-0		3-2-0		3-4-0				
0-0-0	0-0-0	0-0-0		NEUTRAL		0-0-0		0-0-0		0-0-0				
18-14-0	2-1-0	2-3-0		NON-CONFERENCE		1-2-0		5-2-0		8-6-0				
11-3-0	2-0-0	1-0-0		HOME		1-1-0		2-0-0		5-2-0				
7-11-0	0-1-0	1-0-		AWAY		0-1-0		3-2-0		3-4-0				
0-0-0	0-0-0	0-0-0		NEUTRAL		0-0-0		0-0-0		0-0-0				
9-12-0	2-1-0	2-4-0		CONFERENCE		5-7-0		0-0-0		0-0-0				
4-8-0	0-0-0	1-2-0		HOME		3-6-0		0-0-0		0-0-0				
5-4-0	2-1-0	1-2-0		AWAY		2-1-0		0-0-0		0-0-0				
0-0-0	0-0-0	0-0-0		NEUTRAL		0-0-0		0-0-0		0-0-0				
RPI	S	Opponent	Score		RPI	S	Opponent	Score		RPI	S	Opponent	Score	
3	H	Louisville	6	3	27	H	UCF	1	3	81	H	Tulane	2	6
7	A	Kentucky	7	13	27	H	UCF	2	16	81	H	Tulane	11	1
7	H	Kentucky	2	1	27	H	UCF	8	5	81	H	Tulane	8	16
21	A	South Fla.	2	4	30	A	Indiana	2	3	85	H	East Carolina	0	6
21	A	South Fla.	9	3	30	H	Indiana	6	1	85	H	East Carolina	8	2
21	A	South Fla.	3	2	40	A	Tennessee	2	6	85	H	East Carolina	3	14
					40	A	Tennessee	1	2	94	A	Memphis	13	6
					40	A	Tennessee	2	1	94	A	Memphis	2	1
					41	A	UConn	2	3	94	A	Memphis	4	9
					41	A	UConn	4	6	94	H	Memphis	5	7
					41	A	UConn	5	4	94	H	Memphis	5	7
										94	H	Memphis	4	3
										98	A	Xavier	1	7
										98	H	Xavier	10	8
										98	H	Xavier	1	9
														</

Average RPI Win:		151	WON-LOST RECORD		WINNING PCT. RANK	LAST 10 GAMES		STRENGTH OF SCHEDULE		OPP. STRENGTH OF SCHEDULE	TEAM RPI	ADJ RPI	CONF. RPI	ADJ CONF. RPI
Average RPI Loss:		39												
DIV. I ONLY			28-25-0		.5283	122		49		41	85	.53029	85	5
DIV. I NON-CONF.			22-10-0		.6875	39		94		55	47	.55439	47	5
TOTALS		RPI 1-25		RPI 26-50		W-L RECORDS		RPI 51-100		RPI 101-150		RPI 150+		
28-25-0		0-8-0		1-10-0		OVERALL		9-7-0		7-0-0		11-0-0		
20-14-0		0-1-0		1-7-0		HOME		7-6-0		3-0-0		9-0-0		
8-11-0		0-7-0		0-3-0		AWAY		2-1-0		4-0-0		2-0-0		
0-0-0		0-0-0		0-0-0		NEUTRAL		0-0-0		0-0-0		0-0-0		
22-10-0		0-2-0		1-4-0		NON-CONFERENCE		3-4-0		7-0-0		11-0-0		
16-6-0		0-1-0		1-1-0		HOME		3-4-0		3-0-0		9-0-0		
6-4-0		0-1-0		0-0-0		AWAY		0-0-0		4-0-0		2-0-0		
0-0-0		0-0-0		0-0-0		NEUTRAL		0-0-0		0-0-0		0-0-0		
6-15-0		0-6-0		0-6-0		CONFERENCE		6-3-0		0-0-0		0-0-0		
4-8-0		0-0-0		0-6-0		HOME		4-2-0		0-0-0		0-0-0		
2-7-0		0-6-0		0-0-0		AWAY		2-1-0		0-0-0		0-0-0		
0-0-0		0-0-0		0-0-0		NEUTRAL		0-0-0		0-0-0		0-0-0		
RPI	S	Opponent	Score		RPI	S	Opponent	Score		RPI	S	Opponent	Score	
2	A	North Carolina	2	3	27	H	UCF	0	7	51	H	Mercer	7	10
2	H	North Carolina	2	6	27	H	UCF	4	9	51	H	Mercer	2	8
21	A	South Fla.	4	5	27	H	UCF	7	8	51	H	Mercer	5	7
21	A	South Fla.	6	8	31	H	St. John's (NY)	7	4	62	H	Liberty	8	6
21	A	South Fla.	3	6	34	A	Ole Miss	6	8	80	H	Charlotte	10	7
22	A	Houston	6	9	34	A	Ole Miss	4	5	80	H	Charlotte	0	2
22	A	Houston	3	17	34	A	Ole Miss	2	3	80	H	Charlotte	3	0
22	A	Houston	1	8	36	H	North Carolina St.	0	6	81	H	Tulane	5	3
					41	H	UConn	1	5	81	H	Tulane	15	8
					41	H	UConn	2	3	81	H	Tulane	4	5
					41	H	UConn	2	3	84	A	Cincinnati	14	3
										84	A	Cincinnati	6	0
										84	A	Cincinnati	2	8
										94	H	Memphis	11	4
										94	H	Memphis	3	7
										94	H	Memphis	3	2
					LAST 10 GAMES									
					212	H	Campbell	14	6	21	A	South Fla.	3	6
					94	H	Memphis	3	2	21	A	South Fla.	4	5
					94	H	Memphis	3	7	21	A	South Fla.	6	8
					94	H	Memphis	11	4	81	H	Tulane	5	3
					110	H	Duke	5	1	81	H	Tulane	4	5

Non-Div. I Games:

East Carolina

Average RPI Win: 114		WON-LOST	WINNING	LAST 10	STRENGTH OF		OPP. STRENGTH	TEAM	ADJ		CONF.	ADJ CONF.			
Average RPI Loss: 61		RECORD	PCT. RANK	GAMES	SCHEDULE		OF SCHEDULE	RPI	RPI		RPI	RPI			
DIV. I ONLY		23-26-0	.46939	178	5-5-0		21	40	86		.53009	86			
DIV. I NON-CONF.		14-9-0	.6087	77	1-0-0		14	118	58		.54797	58			
TOTALS		RPI 1-25	RPI 26-50		W-L RECORDS		RPI 51-100		RPI 101-150		RPI 150+				
23-26-0		6-8-0	0-2-0		OVERALL		4-12-0		5-2-0		8-2-0				
17-13-0		4-5-0	0-2-0		HOME		2-5-0		4-0-0		7-1-0				
6-13-0		2-3-0	0-0-0		AWAY		2-7-0		1-2-0		1-1-0				
0-0-0		0-0-0	0-0-0		NEUTRAL		0-0-0		0-0-0		0-0-0				
14-9-0		4-2-0	0-2-0		NON-CONFERENCE		1-3-0		1-0-0		8-2-0				
12-6-0		3-0-0	0-2-0		HOME		1-3-0		1-0-0		7-1-0				
2-3-0		1-2-0	0-0-		AWAY		0-0-0		0-0-0		1-1-0				
0-0-0		0-0-0	0-0-0		NEUTRAL		0-0-0		0-0-0		0-0-0				
9-17-0		2-6-0	0-0-0		CONFERENCE		3-9-0		4-2-0		0-0-0				
5-7-0		1-5-0	0-0-0		HOME		1-2-0		3-0-0		0-0-0				
4-10-0		1-1-0	0-0-0		AWAY		2-7-0		1-2-0		0-0-0				
0-0-0		0-0-0	0-0-0		NEUTRAL		0-0-0		0-0-0		0-0-0				
RPI S	Opponent	Score		RPI S	Opponent	Score		RPI S	Opponent	Score		RPI S	Opponent	Score	
1 H	Oregon St.	0	2	44 H	Cal St. Fullerton	4	13	54 H	Loyola Marymount	2	1	105 H	New Mexico St.	12	5
1 H	Oregon St.	0	4	44 H	Cal St. Fullerton	4	10	54 H	Loyola Marymount	2	3	109 A	Southern California	4	5
1 H	Oregon St.	1	10					54 H	Loyola Marymount	5	8	109 A	Southern California	4	7
6 A	TCU	4	8					60 H	UCLA	4	17	109 A	Southern California	7	0
6 A	TCU	2	5					60 H	UCLA	3	9	115 H	Washington St.	6	5
6 A	TCU	13	9					60 H	UCLA	5	4	115 H	Washington St.	5	4
11 H	Stanford	9	6					67 A	Washington	8	5	115 H	Washington St.	10	7
11 H	Stanford	5	7					67 A	Washington	0	4	178 H	CSU Bakersfield	4	2
11 H	Stanford	8	13					67 A	Washington	0	4	178 H	CSU Bakersfield	12	6
17 A	Arizona	2	11					70 A	Oregon	0	2	178 H	CSU Bakersfield	6	8
17 A	Arizona	14	13					70 A	Oregon	4	3	202 H	Northwestern	6	2
20 H	Long Beach St.	7	6					70 A	Oregon	2	3	202 H	Northwestern	3	1
20 H	Long Beach St.	8	5					73 H	Oklahoma St.	4	18	202 H	Northwestern	4	3
20 H	Long Beach St.	9	4					74 A	California	2	10	245 A	UNLV	12	13
								74 A	California	4	6	245 H	UNLV	5	3
								74 A	California	6	9	245 H	UNLV	5	4
												273 A	Seattle U	6	4
LAST 10 GAMES															
273 A	Seattle U	6	4	11 H	Stanford	9	6								
67 A	Washington	0	4	11 H	Stanford	8	13								
67 A	Washington	8	5	11 H	Stanford	5	7								
67 A	Washington	0	4	70 A	Oregon	2	3								
17 A	Arizona	14	13	70 A	Oregon	4	3								

Non-Div. I Games:

Arizona St.

[illegible]

Non-Div. I Games:

San Diego St.

RPI	S	Opponent	Score	
233	A	San Jose St.	8	4
233	H	San Jose St.	5	1
233	H	San Jose St.	5	4
233	H	San Jose St.	7	3
245	A	UNLV	16	3
245	A	UNLV	3	7
245	A	UNLV	20	6
245	H	UNLV	10	5
245	H	UNLV	13	5
245	H	UNLV	3	5
248	H	Pacific	1	5
248	H	Pacific	11	5
248	H	Pacific	11	0

San Diego St.

S
a
n
D
i
e
g
o
S
t
.

S
a
n
D
i
e
g
o
S
t
.

Average RPI Win: 94		WON-LOST	WINNING	LAST 10	STRENGTH OF		OPP. STRENGTH	TEAM	ADJ	CONF.	ADJ CONF.
Average RPI Loss: 61		RECORD	PCT. RANK	GAMES	SCHEDULE		OF SCHEDULE	RPI	RPI	RPI	RPI
DIV. I ONLY		23-30-0	.43396	212	6-4-0		7	18	88	.52942	88
DIV. I NON-CONF.		14-12-0	.53846	126	2-0-0		87	107	129	.51189	129
TOTALS		RPI 1-25	RPI 26-50		W-L RECORDS		RPI 51-100		RPI 101-150		RPI 150+
23-30-0		5-15-0	3-3-0		OVERALL		7-6-0		2-2-0		6-4-0
14-19-0		3-7-0	1-2-0		HOME		3-4-0		2-2-0		5-4-0
8-11-0		2-8-0	2-1-0		AWAY		3-2-0		0-0-0		1-0-0
1-0-0		0-0-0	0-0-0		NEUTRAL		1-0-0		0-0-0		0-0-0
14-12-0		0-2-0	0-0-0		NON-CONFERENCE		6-4-0		2-2-0		6-4-0
9-9-0		0-1-0	0-0-0		HOME		2-2-0		2-2-0		5-4-0
4-3-0		0-1-0	0-0-		AWAY		3-2-0		0-0-0		1-0-0
1-0-0		0-0-0	0-0-0		NEUTRAL		1-0-0		0-0-0		0-0-0
9-18-0		5-13-0	3-3-0		CONFERENCE		1-2-0		0-0-0		0-0-0
5-10-0		3-6-0	1-2-0		HOME		1-2-0		0-0-0		0-0-0
4-8-0		2-7-0	2-1-0		AWAY		0-0-0		0-0-0		0-0-0
0-0-0		0-0-0	0-0-0		NEUTRAL		0-0-0		0-0-0		0-0-0
RPI S	Opponent	Score	RPI S	Opponent	Score	RPI S	Opponent	Score	RPI S	Opponent	Score
5 H	Florida	3 6	40 A	Tennessee	7 5	51 A	Mercer	5 6	139 H	Col. of Charleston	9 8
5 H	Florida	4 6	40 A	Tennessee	5 6	51 H	Mercer	3 4	139 H	Col. of Charleston	3 9
5 H	Florida	3 4	40 A	Tennessee	3 1	57 A	Georgia Tech	7 5	139 H	Col. of Charleston	6 15
7 A	Kentucky	5 3	43 H	Auburn	4 1	57 H	Georgia Tech	5 1	142 H	Furman	10 6
7 A	Kentucky	6 3	43 H	Auburn	1 2	57 N	Georgia Tech	8 7	151 A	Kennesaw St.	9 6
7 A	Kentucky	4 7	43 H	Auburn	1 4	65 H	Missouri	3 0	151 H	Kennesaw St.	4 5
8 A	Clemson	7 9				65 H	Missouri	1 6	152 H	Presbyterian	8 7
8 H	Clemson	0 4				65 H	Missouri	5 8	173 H	UAB	2 0
12 A	LSU	6 7				78 A	Ga. Southern	1 2	173 H	UAB	1 2
12 A	LSU	1 5				78 A	Ga. Southern	7 0	173 H	UAB	1 0
12 A	LSU	9 22				78 A	Ga. Southern	4 3	243 H	Rider	3 8
18 A	Arkansas	4 5				98 H	Xavier	7 8	243 H	Rider	4 11
18 A	Arkansas	4 14				98 H	Xavier	11 6	243 H	Rider	9 3
18 A	Arkansas	3 11							287 H	Savannah St.	12 3
23 H	Vanderbilt	5 10									
23 H	Vanderbilt	1 8									
23 H	Vanderbilt	1 0									
24 H	Mississippi St.	3 9									
24 H	Mississippi St.	4 1									
24 H	Mississippi St.	4 1									
LAST 10 GAMES											
	142 H	Furman	10	6		7 A	Kentucky	6 3			
	24 H	Mississippi St.	4	1		7 A	Kentucky	4 7			
	24 H	Mississippi St.	4	1		7 A	Kentucky	5 3			
	24 H	Mississippi St.	3	9		5 H	Florida	3 4			
	57 N	Georgia Tech	8	7		5 H	Florida	3 6			

Non-Div. I Games:

Georgia

Average RPI Win:	166	WON-LOST RECORD	WINNING PCT. RANK	LAST 10 GAMES	STRENGTH OF SCHEDULE	OPP. STRENGTH OF SCHEDULE	TEAM RPI	ADJ RPI	CONF. RPI	ADJ CONF. RPI	
Average RPI Loss:	108										
DIV. I ONLY	30-23-0	.56604	98	7-3-0	99	144	89	.52928	89	28	28
DIV. I NON-CONF.	15-15-0	.5	143	2-3-0	10	43	55	.54855	55	29	29
<hr/>											
TOTALS	RPI 1-25	RPI 26-50		W-L RECORDS	RPI 51-100		RPI 101-150		RPI 150+		
30-23-0	0-0-0	0-2-0		OVERALL	10-11-0		5-6-0		15-4-0		
20-7-0	0-0-0	0-1-0		HOME	7-2-0		3-3-0		10-1-0		
10-16-0	0-0-0	0-1-0		AWAY	3-9-0		2-3-0		5-3-0		
0-0-0	0-0-0	0-0-0		NEUTRAL	0-0-0		0-0-0		0-0-0		
15-15-0	0-0-0	0-2-0		NON-CONFERENCE	10-11-0		3-2-0		2-0-0		
11-4-0	0-0-0	0-1-0		HOME	7-2-0		2-1-0		2-0-0		
4-11-0	0-0-0	0-0-		AWAY	3-9-0		1-1-0		0-0-0		
0-0-0	0-0-0	0-0-0		NEUTRAL	0-0-0		0-0-0		0-0-0		
15-8-0	0-0-0	0-0-0		CONFERENCE	0-0-0		2-4-0		13-4-0		
9-3-0	0-0-0	0-0-0		HOME	0-0-0		1-2-0		8-1-0		
6-5-0	0-0-0	0-0-0		AWAY	0-0-0		1-2-0		5-3-0		
0-0-0	0-0-0	0-0-0		NEUTRAL	0-0-0		0-0-0		0-0-0		
RPI	S	Opponent	Score	RPI	S	Opponent	Score	RPI	S	Opponent	Score
				27	A	UCF	1 5	55	A	Miami (FL)	7 3
				27	H	UCF	4 5	55	A	Miami (FL)	1 7
								55	A	Miami (FL)	5 6
								62	A	Liberty	3 4
								62	A	Liberty	1 6
								62	A	Liberty	5 4
								63	A	FGCU	3 8
								63	A	FGCU	13 7
								63	A	FGCU	4 7
								66	A	Fla. Atlantic	6 9
								66	H	Fla. Atlantic	6 12
								75	A	FIU	1 3
								75	H	FIU	5 3
								77	A	Jacksonville	9 24
								77	H	Jacksonville	5 4
								83	H	Boston College	3 2
								83	H	Boston College	6 5
								83	H	Boston College	2 1
								95	H	Tennessee Tech	3 1
								95	H	Tennessee Tech	0 5
				LAST 10 GAMES							
				287	H	Savannah St.	10 5				
				287	H	Savannah St.	9 5				
				287	H	Savannah St.	16 0				
				55	A	Miami (FL)	1 7				
				55	A	Miami (FL)	7 3				
								255	A	N.C. Central	6 0
								255	A	N.C. Central	2 10
								255	H	N.C. Central	15 5
								255	H	N.C. Central	7 5
								255	H	N.C. Central	13 1
								287	A	Savannah St.	8 4
								287	A	Savannah St.	1 0
								287	A	Savannah St.	7 8

Non-Div. I Games:

Bethune-Cookman

RPI	S	Opponent	Score		RPI	S	Opponent	Score	
95	H	Tennessee Tech	5	4	287	H	Savannah St.	16	0
					287	H	Savannah St.	10	5
					287	H	Savannah St.	9	5
55	A	Miami (FL)	5	6					
75	H	FIU	5	3					
149	A	Stetson	2	9					
199	H	N.C. A&T	9	6					
199	H	N.C. A&T	13	1					

Bethune-Cookman

B
e
t
h
u
n
e
-
C
o
o
k
m
a
n

B
e
t
h
u
n
e
-
C
o
o
k
m
a
n

[illegible]

Non-Div. I Games:

Winthrop

RPI	S	Opponent	Score	
199	A	N.C. A&T	11	4
199	H	N.C. A&T	4	7
204	A	UNC Asheville	3	4
204	A	UNC Asheville	8	0
204	A	UNC Asheville	1	0
212	H	Campbell	3	2
212	H	Campbell	7	5
212	H	Campbell	5	11
229	A	The Citadel	8	34
229	H	The Citadel	6	4
234	A	Charleston So.	2	4
258	A	Longwood	7	9
258	A	Longwood	7	3
258	A	Longwood	15	4

Winthrop

W
i
n
t
h
r
o
p

W
i
n
t
h
r
o
p

Average RPI Win:	218	WON-LOST	WINNING	LAST 10		STRENGTH OF	OPP. STRENGTH	TEAM	ADJ	CONF.	ADJ CONF.	
Average RPI Loss:	126	RECORD	PCT. RANK	GAMES		SCHEDULE	OF SCHEDULE	RPI	RPI	RPI	RPI	
DIV. I ONLY		37-14-0	.72549	13	7-3-0	238	231	91	.52659	91	29	29
DIV. I NON-CONF.		14-10-0	.58333	93	2-1-0	50	12	51	.55095	51	28	28
<hr/>												
TOTALS	RPI 1-25		RPI 26-50		W-L RECORDS		RPI 51-100		RPI 101-150		RPI 150+	
37-14-0	2-2-0		0-0-0		OVERALL		4-6-0		1-1-0		30-5-0	
22-5-0	1-1-0		0-0-0		HOME		3-3-0		1-0-0		17-1-0	
15-7-0	1-1-0		0-0-0		AWAY		1-2-0		0-1-0		13-3-0	
0-2-0	0-0-0		0-0-0		NEUTRAL		0-1-0		0-0-0		0-1-0	
14-10-0	2-2-0		0-0-0		NON-CONFERENCE		4-6-0		1-1-0		7-1-0	
8-4-0	1-1-0		0-0-0		HOME		3-3-0		1-0-0		3-0-0	
6-4-0	1-1-0		0-0-		AWAY		1-2-0		0-1-0		4-0-0	
0-2-0	0-0-0		0-0-0		NEUTRAL		0-1-0		0-0-0		0-1-0	
23-4-0	0-0-0		0-0-0		CONFERENCE		0-0-0		0-0-0		23-4-0	
14-1-0	0-0-0		0-0-0		HOME		0-0-0		0-0-0		14-1-0	
9-3-0	0-0-0		0-0-0		AWAY		0-0-0		0-0-0		9-3-0	
0-0-0	0-0-0		0-0-0		NEUTRAL		0-0-0		0-0-0		0-0-0	
<hr/>												
RPI S	Opponent	Score	RPI S	Opponent	Score	RPI S	Opponent	Score	RPI S	Opponent	Score	
15 A	Missouri St.	3 1				59 A	Kansas	12 1	138 A	Wichita St.	6 7	
15 H	Missouri St.	5 9				59 H	Kansas	2 7	138 H	Wichita St.	7 4	
16 A	Oklahoma	2 6				61 H	DBU	7 3	161 N	Hawaii	4 6	
16 H	Oklahoma	3 2				61 H	DBU	5 13	174 A	Alabama	6 3	
						61 H	DBU	7 9	174 A	Alabama	5 4	
						69 A	Minnesota	3 4	174 A	Alabama	5 2	
						73 A	Oklahoma St.	6 7	216 A	Little Rock	8 1	
						73 H	Oklahoma St.	4 1	216 H	Little Rock	8 3	
						73 H	Oklahoma St.	11 7	216 H	Little Rock	10 4	
						97 N	Iowa	5 7	216 H	Little Rock	4 3	
									249 A	North Dakota St.	7 10	
									249 A	North Dakota St.	2 3	
									249 A	North Dakota St.	4 0	
									249 H	North Dakota St.	8 2	
									249 H	North Dakota St.	9 1	
									249 H	North Dakota St.	5 1	
									250 A	South Dakota St.	14 5	
									250 A	South Dakota St.	2 5	
									250 A	South Dakota St.	8 6	
									250 H	South Dakota St.	6 2	
									250 H	South Dakota St.	11 5	
									250 H	South Dakota St.	7 6	
									268 H	Western Ill.	1 0	
									268 H	Western Ill.	3 0	
									268 H	Western Ill.	2 5	
									278 A	Omaha	12 0	
									278 A	Omaha	12 1	
<hr/>												
LAST 10 GAMES												
						73 H	Oklahoma St.	11 7	249 A	North Dakota St.	4 0	
						278 H	Omaha	6 5	249 A	North Dakota St.	2 3	
						278 H	Omaha	6 0	249 A	North Dakota St.	7 10	
						278 H	Omaha	8 0	73 H	Oklahoma St.	4 1	
						138 A	Wichita St.	6 7	298 H	Fort Wayne	11 2	

Non-Div. I Games:

Oral Roberts

RPI	S	Opponent	Score	
278	A	Omaha	7	3
278	H	Omaha	6	0
278	H	Omaha	6	5
278	H	Omaha	8	0
298	A	Fort Wayne	14	2
298	A	Fort Wayne	15	1
298	A	Fort Wayne	3	1
298	H	Fort Wayne	15	1
298	H	Fort Wayne	11	2
298	H	Fort Wayne	10	0

Oral Roberts

RPI	S	Opponent	Score	
247	A	La.-Monroe	10	3
267	A	Abilene Christian	5	4
267	H	Abilene Christian	1	9

UT Arlington

U
T
A
r
l
i
n
g
t
o
n

U
T
A
r
l
i
n
g
t
o
n

Average RPI Win: 147		WON-LOST RECORD		WINNING PCT. RANK		LAST 10 GAMES		STRENGTH OF SCHEDULE		OPP. STRENGTH OF SCHEDULE		TEAM RPI		ADJ RPI		CONF. RPI		ADJ CONF. RPI			
DIV. I ONLY		28-25-0		.5283 122		5-5-0		63		83		94		.52375 94		5		5			
DIV. I NON-CONF.		21-11-0		.65625 57		2-0-0		136		175		98		.52483 98		5		5			
TOTALS		RPI 1-25		RPI 26-50		W-L RECORDS		RPI 51-100		RPI 101-150		RPI 150+									
28-25-0		4-8-0		4-7-0		OVERALL		6-6-0		0-2-0		14-2-0									
18-14-0		2-5-0		2-2-0		HOME		3-3-0		0-2-0		11-2-0									
9-11-0		2-3-0		2-5-0		AWAY		3-3-0		0-0-0		2-0-0									
1-0-0		0-0-0		0-0-0		NEUTRAL		0-0-0		0-0-0		1-0-0									
21-11-0		2-4-0		3-2-0		NON-CONFERENCE		2-1-0		0-2-0		14-2-0									
15-8-0		0-1-0		2-2-0		HOME		2-1-0		0-2-0		11-2-0									
5-3-0		2-3-0		1-0-		AWAY		0-0-0		0-0-0		2-0-0									
1-0-0		0-0-0		0-0-0		NEUTRAL		0-0-0		0-0-0		1-0-0									
7-14-0		2-4-0		1-5-0		CONFERENCE		4-5-0		0-0-0		0-0-0									
3-6-0		2-4-0		0-0-0		HOME		1-2-0		0-0-0		0-0-0									
4-8-0		0-0-0		1-5-0		AWAY		3-3-0		0-0-0		0-0-0									
0-0-0		0-0-0		0-0-0		NEUTRAL		0-0-0		0-0-0		0-0-0									
RPI S	Opponent		Score		RPI S	Opponent		Score		RPI S	Opponent		Score		RPI S	Opponent		Score			
15 A	Missouri St.		5	4	27 A	UCF		9	4	78 H	Ga. Southern		6	7	116 H	Middle Tenn.		7	11		
15 A	Missouri St.		5	9	27 A	UCF		4	7	78 H	Ga. Southern		5	2	116 H	Middle Tenn.		5	6		
15 A	Missouri St.		6	5	27 A	UCF		1	2	78 H	Ga. Southern		9	8	157 A	Belmont		6	0		
18 A	Arkansas		0	2	34 A	Ole Miss		9	6	84 A	Cincinnati		3	4	175 H	Murray St.		11	10		
18 A	Arkansas		7	16	34 H	Ole Miss		2	1	84 A	Cincinnati		7	5	184 A	Arkansas St.		2	1		
21 H	South Fla.		2	4	40 H	Tennessee		0	10	84 A	Cincinnati		7	5	184 H	Arkansas St.		4	11		
21 H	South Fla.		6	11	40 H	Tennessee		5	8	84 H	Cincinnati		9	4	190 H	Southern Ill.		4	3		
21 H	South Fla.		5	1	40 H	Tennessee		4	1	84 H	Cincinnati		6	13	190 H	Southern Ill.		2	3		
22 H	Houston		8	9	41 A	UConn		0	4	84 H	Cincinnati		1	2	190 H	Southern Ill.		2	1		
22 H	Houston		3	13	41 A	UConn		7	10	85 A	East Carolina		4	11	214 N	UT Martin		7	6		
22 H	Houston		10	8	41 A	UConn		2	6	85 A	East Carolina		7	3	281 H	Illinois St.		3	1		
24 H	Mississippi St.		3	8						85 A	East Carolina		2	3	281 H	Illinois St.		5	4		
															281 H	Illinois St.		12	11		
															286 H	Alcorn		18	7		
															292 H	Southern U.		5	3		
															292 H	Southern U.		9	5		
															292 H	Southern U.		11	1		
															293 H	Mississippi Val.		13	4		
					LAST 10 GAMES																
					175 H Murray St.					11	10	84 H Cincinnati					1	2			
					85 A East Carolina					2	3	84 H Cincinnati					6	13			
					85 A East Carolina					7	3	84 H Cincinnati					9	4			
					85 A East Carolina					4	11	27 A UCF					1	2			
					214 N UT Martin					7	6	27 A UCF					9	4			

Non-Div. I Games:

Memphis

Average RPI Win:		191	WON-LOST RECORD		WINNING PCT. RANK	LAST 10 GAMES	STRENGTH OF SCHEDULE		OPP. STRENGTH OF SCHEDULE	TEAM RPI	ADJ RPI	CONF. RPI	ADJ CONF. RPI		
Average RPI Loss:		150													
DIV. I ONLY			36-17-0		.67925	26	6-4-0		241	176	95	.52348	95	17	17
DIV. I NON-CONF.			14-12-0		.53846	126	0-1-0		282	165	224	.46519	224	20	20
TOTALS		RPI 1-25	RPI 26-50		W-L RECORDS		RPI 51-100		RPI 101-150		RPI 150+				
36-17-0		1-0-0	0-1-0		OVERALL		1-2-0		4-6-0		30-8-0				
21-5-0		0-0-0	0-0-0		HOME		0-0-0		1-2-0		20-3-0				
15-12-0		1-0-0	0-1-0		AWAY		1-2-0		3-4-0		10-5-0				
0-0-0		0-0-0	0-0-0		NEUTRAL		0-0-0		0-0-0		0-0-0				
14-12-0		1-0-0	0-1-0		NON-CONFERENCE		1-2-0		1-3-0		11-6-0				
10-4-0		0-0-0	0-0-0		HOME		0-0-0		1-2-0		9-2-0				
4-8-0		1-0-0	0-0-		AWAY		1-2-0		0-1-0		2-4-0				
0-0-0		0-0-0	0-0-0		NEUTRAL		0-0-0		0-0-0		0-0-0				
22-5-0		0-0-0	0-0-0		CONFERENCE		0-0-0		3-3-0		19-2-0				
11-1-0		0-0-0	0-0-0		HOME		0-0-0		0-0-0		11-1-0				
11-4-0		0-0-0	0-0-0		AWAY		0-0-0		3-3-0		8-1-0				
0-0-0		0-0-0	0-0-0		NEUTRAL		0-0-0		0-0-0		0-0-0				
RPI S	Opponent	Score		RPI S	Opponent	Score		RPI S	Opponent	Score		RPI S	Opponent	Score	
23 A	Vanderbilt	5	2	40 A	Tennessee	0	6	89 A	Bethune-Cookman	5	0	101 A	Jacksonville St.	3	8
								89 A	Bethune-Cookman	1	3	101 A	Jacksonville St.	22	6
								89 A	Bethune-Cookman	4	5	101 A	Jacksonville St.	2	7
												116 A	Middle Tenn.	9	11
												116 H	Middle Tenn.	7	18
												125 H	Central Ark.	11	6
												125 H	Central Ark.	6	10
												140 A	Southeast Mo. St.	9	8
												140 A	Southeast Mo. St.	9	11
												140 A	Southeast Mo. St.	8	4
												157 H	Belmont	4	1
												157 H	Belmont	3	2
												157 H	Belmont	8	9
												169 A	Austin Peay	14	13
												169 A	Austin Peay	10	8
												169 A	Austin Peay	14	3
												175 H	Murray St.	14	10
												175 H	Murray St.	6	4
												175 H	Murray St.	4	2
												189 H	Eastern Ill.	11	4
												189 H	Eastern Ill.	13	9
												189 H	Eastern Ill.	5	3
												190 A	Southern Ill.	9	10
												190 A	Southern Ill.	4	6
												190 A	Southern Ill.	8	13
												191 H	Bradley	5	7
												191 H	Bradley	13	7
LAST 10 GAMES															
231 A	Eastern Ky.	8	4	157 H	Belmont	3	2	231 A	Eastern Ky.	9	2	157 H	Belmont	8	9
231 A	Eastern Ky.	8	12	140 A	Southeast Mo. St.	9	11	231 A	Eastern Ky.	8	12	140 A	Southeast Mo. St.	9	11
116 A	Middle Tenn.	9	11	140 A	Southeast Mo. St.	9	8	116 A	Middle Tenn.	9	11	140 A	Southeast Mo. St.	9	8
157 H	Belmont	4	1	140 A	Southeast Mo. St.	8	4	157 H	Belmont	4	1	140 A	Southeast Mo. St.	8	4

Non-Div. I Games:

Tennessee Tech

RPI	S	Opponent	Score	
191	H	Bradley	16	14
204	A	UNC Asheville	20	9
210	A	Lipscomb	9	11
210	H	Lipscomb	10	1
214	A	UT Martin	14	6
214	A	UT Martin	4	3
214	A	UT Martin	9	6
223	H	Toledo	2	0
223	H	Toledo	10	0
223	H	Toledo	7	5
223	H	Toledo	10	2
228	H	SIUE	3	2
228	H	SIUE	11	7
228	H	SIUE	13	8
231	A	Eastern Ky.	8	4
231	A	Eastern Ky.	8	12
231	A	Eastern Ky.	9	2
281	H	Illinois St.	4	3
281	H	Illinois St.	2	9
295	A	Alabama A&M	10	4
295	H	Alabama A&M	17	3

Tennessee Tech

T
e
n
n
e
s
s
e
e
T
e
c
h

T
e
n
n
e
s
s
e
e
T
e
c
h

Notre Dame

RPI	S	Opponent	Score	
260	H	Northern Ill.	12	8
263	N	Villanova	1	10
268	A	Western Ill.	5	7
268	H	Western Ill.	4	1
278	H	Omaha	9	8
283	N	Lehigh	8	3
283	N	Lehigh	15	7

I
o
w
a

I
o
w
a

Iowa

Average RPI Win: 164		WON-LOST RECORD		WINNING PCT. RANK		LAST 10 GAMES		STRENGTH OF SCHEDULE		OPP. STRENGTH OF SCHEDULE		TEAM RPI		ADJ RPI		CONF. RPI		ADJ CONF. RPI					
DIV. I ONLY		26-25-0		.5098 145		2-8-0		125		117		98		.52054 98		10		10					
DIV. I NON-CONF.		19-19-0		.5 143		1-5-0		168		83		130		.51103 130		16		16					
TOTALS		RPI 1-25		RPI 26-50		W-L RECORDS		RPI 51-100		RPI 101-150		RPI 150+											
26-25-0		1-4-0		0-6-0		OVERALL		6-5-0		6-3-0		13-7-0											
15-2-0		0-0-0		0-0-0		HOME		3-1-0		3-0-0		9-1-0											
9-20-0		1-4-0		0-6-0		AWAY		3-4-0		3-2-0		2-3-0											
2-3-0		0-0-0		0-0-0		NEUTRAL		0-0-0		0-0-0		2-3-0											
19-19-0		1-4-0		0-3-0		NON-CONFERENCE		4-4-0		6-3-0		8-5-0											
10-1-0		0-0-0		0-0-0		HOME		1-0-0		3-0-0		6-1-0											
7-15-0		1-4-0		0-0-		AWAY		3-4-0		3-3-0		0-1-0											
2-3-0		0-0-0		0-0-0		NEUTRAL		0-0-0		0-0-0		2-3-0											
7-6-0		0-0-0		0-3-0		CONFERENCE		2-1-0		0-0-0		5-2-0											
5-1-0		0-0-0		0-0-0		HOME		2-1-0		0-0-0		3-0-0											
2-5-0		0-0-0		0-3-0		AWAY		0-0-0		0-0-0		2-2-0											
0-0-0		0-0-0		0-0-0		NEUTRAL		0-0-0		0-0-0		0-0-0											
RPI	S	Opponent		Score		RPI	S	Opponent		Score		RPI	S	Opponent		Score		RPI	S	Opponent		Score	
3	A	Louisville		4	13	30	A	Indiana		0	1	80	A	Charlotte		1	2	102	A	Wright St.		7	8
7	A	Kentucky		0	6	30	A	Indiana		3	14	80	A	Charlotte		1	7	102	H	Wright St.		7	4
14	A	Southern Miss.		0	2	30	A	Indiana		7	11	80	A	Charlotte		7	6	119	A	Troy		1	2
14	A	Southern Miss.		2	0	31	A	St. John's (NY)		3	7	82	H	Seton Hall		2	1	119	A	Troy		8	2
14	A	Southern Miss.		0	10	31	A	St. John's (NY)		3	4	82	H	Seton Hall		9	0	119	A	Troy		2	5
						31	A	St. John's (NY)		3	15	82	H	Seton Hall		3	6	119	A	Troy		6	2
												84	A	Cincinnati		9	1	148	A	Ohio St.		3	2
												84	A	Cincinnati		8	10	148	H	Ohio St.		5	4
												84	H	Cincinnati		7	1	148	H	Ohio St.		6	5
												88	A	Georgia		6	11	154	H	Butler		3	2
												88	A	Georgia		8	7	154	H	Butler		17	12
																		154	H	Butler		13	4
																		170	A	Creighton		2	1
																		205	N	Penn St.		7	5
																		205	N	Penn St.		10	4
																		205	N	Penn St.		5	7
																		205	N	Penn St.		1	6
																		221	A	Miami (OH)		0	7
																		221	H	Miami (OH)		9	4
																		221	N	Miami (OH)		6	12
																		263	A	Villanova		2	3
																		263	A	Villanova		10	1
																		263	A	Villanova		0	1
																		281	H	Illinois St.		3	2
																		281	H	Illinois St.		9	8
																		281	H	Illinois St.		5	7
																		290	H	Fairleigh Dickinson		8	5
LAST 10 GAMES																							
						84	H	Cincinnati		7	1	30	A	Indiana		7	11	263	A	Villanova		0	1
						31	A	St. John's (NY)		3	15	30	A	Indiana		3	14	281	H	Illinois St.		3	2
						31	A	St. John's (NY)		3	4	30	A	Indiana		0	1	281	H	Illinois St.		9	8
						31	A	St. John's (NY)		3	7	170	A	Creighton		2	1	281	H	Illinois St.		5	7
						84	A	Cincinnati		8	10	7	A	Kentucky		0	6	290	H	Fairleigh Dickinson		8	5

Non-Div. I Games:

Xavier

RPI	S	Opponent	Score	
290	H	Fairleigh Dickinson	22	9
290	H	Fairleigh Dickinson	15	3

X
a
v
i
e
r

X
a
v
i
e
r

Xavier

[illegible]

Non-Div. I Games:

Virginia Tech

Average RPI Win: 127		WON-LOST	WINNING	LAST 10	STRENGTH OF		OPP. STRENGTH	TEAM	ADJ	CONF.	ADJ CONF.
Average RPI Loss: 59		RECORD	PCT. RANK	GAMES	SCHEDULE		OF SCHEDULE	RPI	RPI	RPI	RPI
DIV. I ONLY		27-25-0	.51923	136	5-5-0		73	15	100	.51962	100
DIV. I NON-CONF.		21-10-0	.67742	48	3-1-0		201	44	103	.52091	103
TOTALS		RPI 1-25	RPI 26-50		W-L RECORDS		RPI 51-100		RPI 101-150		RPI 150+
27-25-0		4-12-0	3-3-0		OVERALL		6-5-0		4-4-0		10-1-0
19-13-0		4-8-0	2-1-0		HOME		2-1-0		2-2-0		9-1-0
3-9-0		0-3-0	1-1-0		AWAY		2-4-0		0-1-0		0-0-0
5-3-0		0-1-0	0-1-0		NEUTRAL		2-0-0		2-1-0		1-0-0
21-10-0		0-1-0	3-3-0		NON-CONFERENCE		4-1-0		4-4-0		10-1-0
15-5-0		0-0-0	2-1-0		HOME		2-1-0		2-2-0		9-1-0
1-2-0		0-0-0	1-0-		AWAY		0-0-0		0-1-0		0-0-0
5-3-0		0-1-0	0-1-0		NEUTRAL		2-0-0		2-1-0		1-0-0
6-15-0		4-11-0	0-0-0		CONFERENCE		2-4-0		0-0-0		0-0-0
4-8-0		4-8-0	0-0-0		HOME		0-0-0		0-0-0		0-0-0
2-7-0		0-3-0	0-0-0		AWAY		2-4-0		0-0-0		0-0-0
0-0-0		0-0-0	0-0-0		NEUTRAL		0-0-0		0-0-0		0-0-0
RPI S	Opponent	Score	RPI S	Opponent	Score	RPI S	Opponent	Score	RPI S	Opponent	Score
4 H	Texas Tech	8 12	29 A	South Carolina	6 5	59 A	Kansas	4 6	128 N	Pittsburgh	5 4
4 H	Texas Tech	4 7	31 N	St. John's (NY)	2 9	59 A	Kansas	4 5	137 H	UC Riverside	1 5
4 H	Texas Tech	5 3	39 A	Nebraska	1 11	59 A	Kansas	10 3	137 H	UC Riverside	2 11
6 H	TCU	0 5	39 H	Nebraska	1 6	62 N	Liberty	8 2	137 H	UC Riverside	1 0
6 H	TCU	0 1	49 H	New Mexico	12 10	62 N	Liberty	4 3	138 A	Wichita St.	2 3
6 H	TCU	4 12	49 H	New Mexico	3 2	73 A	Oklahoma St.	10 4	138 H	Wichita St.	5 4
16 H	Oklahoma	9 7				73 A	Oklahoma St.	3 6	148 N	Ohio St.	3 6
16 H	Oklahoma	0 3				73 A	Oklahoma St.	3 13	148 N	Ohio St.	3 2
16 H	Oklahoma	5 11				97 H	Iowa	3 0	153 N	Delaware	7 0
18 N	Arkansas	5 6				97 H	Iowa	5 4	189 H	Eastern Ill.	15 10
19 H	West Virginia	7 9				97 H	Iowa	11 12	189 H	Eastern Ill.	14 0
19 H	West Virginia	8 4							189 H	Eastern Ill.	12 11
19 H	West Virginia	11 4							227 H	Northwestern St.	16 4
25 A	Texas	0 2							227 H	Northwestern St.	19 9
25 A	Texas	0 5							267 H	Abilene Christian	14 3
25 A	Texas	5 6							267 H	Abilene Christian	6 5
									267 H	Abilene Christian	11 1
									278 H	Omaha	2 5
									278 H	Omaha	10 1
			LAST 10 GAMES								
			138 A	Wichita St.	2 3	16 H	Oklahoma	9 7			
			59 A	Kansas	10 3	16 H	Oklahoma	5 11			
			59 A	Kansas	4 6	138 H	Wichita St.	5 4			
			59 A	Kansas	4 5	267 H	Abilene Christian	14 3			
			16 H	Oklahoma	0 3	267 H	Abilene Christian	11 1			

Non-Div. I Games:

Kansas St.

Average RPI Win:	165	WON-LOST	WINNING	LAST 10	STRENGTH OF	OPP. STRENGTH	TEAM	ADJ	CONF.	ADJ CONF.	
Average RPI Loss:	151	RECORD	PCT. RANK	GAMES	SCHEDULE	OF SCHEDULE	RPI	RPI	RPI	RPI	
DIV. I ONLY	27-24-0	.52941	119	5-5-0	147	160	101	.5192	101	17	17
DIV. I NON-CONF.	13-11-0	.54167	120	1-3-0	148	108	79	.53323	79	20	20
TOTALS	RPI 1-25	RPI 26-50	W-L RECORDS	RPI 51-100	RPI 101-150	RPI 150+					
27-24-0	0-0-0	0-1-0	OVERALL	5-4-0	5-5-0	17-14-0					
10-7-0	0-0-0	0-0-0	HOME	2-1-0	3-2-0	5-4-0					
17-17-0	0-0-0	0-1-0	AWAY	3-3-0	2-3-0	12-10-0					
0-0-0	0-0-0	0-0-0	NEUTRAL	0-0-0	0-0-0	0-0-0					
13-11-0	0-0-0	0-1-0	NON-CONFERENCE	3-3-0	2-2-0	8-5-0					
3-2-0	0-0-0	0-0-0	HOME	0-0-0	1-1-0	2-1-0					
10-9-0	0-0-0	0-0-	AWAY	3-3-0	1-1-0	6-4-0					
0-0-0	0-0-0	0-0-0	NEUTRAL	0-0-0	0-0-0	0-0-0					
14-13-0	0-0-0	0-0-0	CONFERENCE	2-1-0	3-3-0	9-9-0					
7-5-0	0-0-0	0-0-0	HOME	2-1-0	2-1-0	3-3-0					
7-8-0	0-0-0	0-0-0	AWAY	0-0-0	1-2-0	6-6-0					
0-0-0	0-0-0	0-0-0	NEUTRAL	0-0-0	0-0-0	0-0-0					
RPI S Opponent Score	RPI S Opponent Score	RPI S Opponent Score	RPI S Opponent Score	RPI S Opponent Score	RPI S Opponent Score	RPI S Opponent Score					
	43 A Auburn 1 10		61 A DBU 6 10		114 A Samford 1 6						
			61 A DBU 11 14		114 H Samford 9 5						
			61 A DBU 7 3		119 A Troy 4 3						
			75 A FIU 12 6		119 H Troy 5 10						
			75 A FIU 6 5		123 H Morehead St. 8 11						
			75 A FIU 0 5		123 H Morehead St. 8 1						
			95 H Tennessee Tech 7 2		123 H Morehead St. 10 3						
			95 H Tennessee Tech 8 3		140 A Southeast Mo. St. 0 1						
			95 H Tennessee Tech 6 22		140 A Southeast Mo. St. 6 7						
					140 A Southeast Mo. St. 17 7						
					157 H Belmont 2 3						
					157 H Belmont 9 4						
					157 H Belmont 5 10						
					169 A Austin Peay 5 6						
					169 A Austin Peay 0 4						
					169 A Austin Peay 4 8						
					173 H UAB 12 6						
					174 A Alabama 2 1						
					174 A Alabama 11 8						
					175 A Murray St. 4 3						
					175 A Murray St. 4 6						
					175 A Murray St. 7 5						
					189 H Eastern Ill. 7 6						
					189 H Eastern Ill. 5 7						
					189 H Eastern Ill. 6 3						
					190 A Southern Ill. 8 6						
					190 A Southern Ill. 4 5						
LAST 10 GAMES											

Non-Div. I Games:

Jacksonville St.

RPI	S	Opponent	Score	
190	A	Southern Ill.	7	0
196	A	Alabama St.	3	4
196	A	Alabama St.	4	9
196	H	Alabama St.	5	6
214	A	UT Martin	2	7
214	A	UT Martin	8	5
214	A	UT Martin	5	4
231	A	Eastern Ky.	3	1
231	A	Eastern Ky.	5	4
231	A	Eastern Ky.	7	10
240	A	Western Ky.	9	5
240	A	Western Ky.	4	14
240	A	Western Ky.	3	2
272	H	Bowling Green	5	0

Jacksonville St.

J
a
c
k
s
o
n
v
i
l
l
e
s
t
.

J
a
c
k
s
o
n
v
i
l
l
e
s
t
.

RPI	S	Opponent	Score	
232	H	Oakland	4	5
242	A	Milwaukee	8	5
242	A	Milwaukee	3	4
242	H	Milwaukee	2	1
242	H	Milwaukee	4	0
242	H	Milwaukee	5	3
253	A	USC Upstate	5	1
269	A	Youngstown St.	2	5
269	A	Youngstown St.	16	4
269	A	Youngstown St.	11	8
269	H	Youngstown St.	10	7
269	H	Youngstown St.	7	6
271	H	Dayton	5	4
271	H	Dayton	5	4

Wright St.

W
r
i
g
h
t
S
t
.

W
r
i
g
h
t
S
t
.

Average RPI Win:		151	WON-LOST RECORD		WINNING PCT. RANK	LAST 10 GAMES		STRENGTH OF SCHEDULE		OPP. STRENGTH OF SCHEDULE		TEAM RPI	ADJ RPI		CONF. RPI	ADJ CONF. RPI	
DIV. I ONLY			26-20-0		.56522	99	6-4-0		107		140		103	.51906 103		11	11
DIV. I NON-CONF.			8-10-0		.44444	190	0-1-0		55		151		162	.49512 162		12	12
TOTALS		RPI 1-25		RPI 26-50		W-L RECORDS		RPI 51-100		RPI 101-150		RPI 150+					
26-20-0		1-0-0		3-1-0		OVERALL		6-6-0		4-9-0		12-4-0					
18-10-0		0-0-0		3-0-0		HOME		5-3-0		1-3-0		9-4-0					
8-10-0		1-0-0		0-1-0		AWAY		1-3-0		3-6-0		3-0-0					
0-0-0		0-0-0		0-0-0		NEUTRAL		0-0-0		0-0-0		0-0-0					
8-10-0		1-0-0		0-1-0		NON-CONFERENCE		3-6-0		0-0-0		4-3-0					
6-6-0		0-0-0		0-0-0		HOME		2-3-0		0-0-0		4-3-0					
2-4-0		1-0-0		0-0-		AWAY		1-3-0		0-0-0		0-0-0					
0-0-0		0-0-0		0-0-0		NEUTRAL		0-0-0		0-0-0		0-0-0					
18-10-0		0-0-0		3-0-0		CONFERENCE		3-0-0		4-9-0		8-1-0					
12-4-0		0-0-0		3-0-0		HOME		3-0-0		1-3-0		5-1-0					
6-6-0		0-0-0		0-0-0		AWAY		0-0-0		3-6-0		3-0-0					
0-0-0		0-0-0		0-0-0		NEUTRAL		0-0-0		0-0-0		0-0-0					
RPI	S	Opponent		Score		RPI	S	Opponent		Score		RPI	S	Opponent		Score	
22	A	Houston		3	2	28	H	Southeastern La.		8	7	56	H	Rhode Island		4	5
						28	H	Southeastern La.		4	0	56	H	Rhode Island		10	2
						28	H	Southeastern La.		6	3	56	H	Rhode Island		3	2
						37	A	Texas A&M		2	8	56	H	Rhode Island		5	6
												59	A	Kansas		1	2
												59	A	Kansas		4	2
												59	A	Kansas		2	4
												68	H	Sam Houston St.		2	1
												68	H	Sam Houston St.		9	1
												68	H	Sam Houston St.		9	8
												93	A	UTSA		2	10
												93	H	UTSA		6	18
														150 H SFA		2	9
														209 H Fordham		7	6
														209 H Fordham		13	5
														209 H Fordham		3	4
														227 H Northwestern St.		13	3
														227 H Northwestern St.		3	9
														227 H Northwestern St.		4	2
														235 H LIU Brooklyn		11	5
														235 H LIU Brooklyn		2	4
														235 H LIU Brooklyn		14	1
														267 H Abilene Christian		10	3
														267 H Abilene Christian		9	4
														267 H Abilene Christian		8	7
														274 A Incarnate Word		3	1
														274 A Incarnate Word		5	2
				LAST 10 GAMES													
						68	H	Sam Houston St.		9	8	130	A	New Orleans		1	3
						68	H	Sam Houston St.		9	1	37	A	Texas A&M		2	8
						68	H	Sam Houston St.		2	1	227	H	Northwestern St.		13	3
						130	A	New Orleans		4	1	227	H	Northwestern St.		3	9
						130	A	New Orleans		3	8	227	H	Northwestern St.		4	2

Non-Div. I Games:

Houston Baptist

RPI	S	Opponent	Score	
274	A	Incarnate Word	6	0
276	H	Texas Southern	1	4

Houston Baptist

H
o
u
s
t
o
n
B
a
p
t
i
s
t

H
o
u
s
t
o
n
B
a
p
t
i
s
t

Average RPI Win: 209		WON-LOST	WINNING	LAST 10	STRENGTH OF		OPP. STRENGTH	TEAM	ADJ		CONF.	ADJ CONF.
Average RPI Loss: 80		RECORD	PCT. RANK	GAMES	SCHEDULE		OF SCHEDULE	RPI	RPI		RPI	RPI
DIV. I ONLY		30-19-0	.61224	65	7-3-0		188	175	105		25	25
DIV. I NON-CONF.		13-15-0	.46429	174	1-0-0		93	58	137		26	26
TOTALS		RPI 1-25	RPI 26-50		W-L RECORDS		RPI 51-100		RPI 101-150		RPI 150+	
30-19-0		0-5-0	2-4-0		OVERALL		4-2-0		3-7-0		21-1-0	
15-8-0		0-1-0	0-1-0		HOME		3-1-0		2-5-0		10-0-0	
15-9-0		0-3-0	2-2-0		AWAY		1-1-0		1-2-0		11-1-0	
0-2-0		0-1-0	0-1-0		NEUTRAL		0-0-0		0-0-0		0-0-0	
13-15-0		0-5-0	2-4-0		NON-CONFERENCE		4-2-0		3-4-0		4-0-0	
9-5-0		0-1-0	0-1-0		HOME		3-1-0		2-2-0		4-0-0	
4-8-0		0-3-0	2-0-		AWAY		1-1-0		1-2-0		0-0-0	
0-2-0		0-1-0	0-1-0		NEUTRAL		0-0-0		0-0-0		0-0-0	
17-4-0		0-0-0	0-0-0		CONFERENCE		0-0-0		0-3-0		17-1-0	
6-3-0		0-0-0	0-0-0		HOME		0-0-0		0-3-0		6-0-0	
11-1-0		0-0-0	0-0-0		AWAY		0-0-0		0-0-0		11-1-0	
0-0-0		0-0-0	0-0-0		NEUTRAL		0-0-0		0-0-0		0-0-0	
RPI S	Opponent	Score	RPI S	Opponent	Score	RPI S	Opponent	Score	RPI S	Opponent	Score	
4 A	Texas Tech	1 16	49 A	New Mexico	12 5	53 H	Yale	7 3	118 A	UC Santa Barbara	7 3	
4 H	Texas Tech	4 15	49 H	New Mexico	3 5	53 H	Yale	18 5	118 A	UC Santa Barbara	2 7	
4 N	Texas Tech	4 6	49 N	New Mexico	2 8	53 H	Yale	1 3	118 A	UC Santa Barbara	0 8	
17 A	Arizona	2 11	50 A	Utah	3 0	53 H	Yale	16 5	136 H	Grand Canyon	9 11	
17 A	Arizona	3 6	50 A	Utah	1 5	72 A	BYU	8 6	136 H	Grand Canyon	0 9	
			50 A	Utah	1 5	86 A	Arizona St.	5 12	136 H	Grand Canyon	2 7	
									147 H	Bryant	20 7	
									147 H	Bryant	7 13	
									147 H	Bryant	4 3	
									147 H	Bryant	3 6	
									208 A	Sacramento St.	8 4	
									208 A	Sacramento St.	5 2	
									208 A	Sacramento St.	1 2	
									238 H	Northern Colo.	7 4	
									238 H	Northern Colo.	10 3	
									238 H	Northern Colo.	6 2	
									252 H	UTRGV	15 5	
									252 H	UTRGV	10 2	
									252 H	UTRGV	7 4	
									262 A	Utah Valley	24 1	
									262 A	Utah Valley	16 6	
									262 A	Utah Valley	6 0	
									273 A	Seattle U	6 4	
									273 A	Seattle U	8 5	
									273 A	Seattle U	6 2	
									282 A	Chicago St.	3 1	
									282 A	Chicago St.	10 4	
LAST 10 GAMES			LAST 10 GAMES			LAST 10 GAMES			LAST 10 GAMES			
			282 A	Chicago St.	3 1	262 A	Utah Valley	24 1				
			282 A	Chicago St.	10 4	49 A	New Mexico	12 5				
			282 A	Chicago St.	12 1	136 H	Grand Canyon	0 9				
			262 A	Utah Valley	6 0	136 H	Grand Canyon	2 7				
			262 A	Utah Valley	16 6	136 H	Grand Canyon	9 11				

Non-Div. I Games: Benedictine Mesa 8 6 Sul Ross St. 19 9 Benedictine Mesa 10 7 New Mexico St.

RPI	S	Opponent	Score	
282	A	Chicago St.	12	1
297	H	Mt. St. Mary's	25	4
297	H	Mt. St. Mary's	6	3
297	H	Mt. St. Mary's	29	1
297	H	Mt. St. Mary's	13	2

New Mexico St.

N
e
w
M
e
x
i
c
o
s
t
.

N
e
w
M
e
x
i
c
o
s
t
.

Average RPI Win: 164		WON-LOST	WINNING	LAST 10	STRENGTH OF		OPP. STRENGTH	TEAM	ADJ		CONF.	ADJ CONF.
Average RPI Loss: 74		RECORD	PCT. RANK	GAMES	SCHEDULE		OF SCHEDULE	RPI	RPI		RPI	RPI
DIV. I ONLY		19-31-0	.38	239	3-7-0		29	115	106		7	7
DIV. I NON-CONF.		12-18-0	.4	212	1-0-0		62	123	104		7	7
TOTALS		RPI 1-25	RPI 26-50		W-L RECORDS		RPI 51-100		RPI 101-150		RPI 150+	
19-31-0		0-3-0	2-10-0		OVERALL		3-11-0		6-5-0		8-2-0	
8-10-0		0-0-0	1-5-0		HOME		0-1-0		4-3-0		3-1-0	
11-21-0		0-3-0	1-5-0		AWAY		3-10-0		2-2-0		5-1-0	
0-0-0		0-0-0	0-0-0		NEUTRAL		0-0-0		0-0-0		0-0-0	
12-18-0		0-3-0	1-2-0		NON-CONFERENCE		1-8-0		2-3-0		8-2-0	
3-3-0		0-0-0	0-0-0		HOME		0-1-0		0-1-0		3-1-0	
9-15-0		0-3-0	1-0-		AWAY		1-7-0		2-2-0		5-1-0	
0-0-0		0-0-0	0-0-0		NEUTRAL		0-0-0		0-0-0		0-0-0	
7-13-0		0-0-0	1-8-0		CONFERENCE		2-3-0		4-2-0		0-0-0	
5-7-0		0-0-0	1-5-0		HOME		0-0-0		4-2-0		0-0-0	
2-6-0		0-0-0	0-3-0		AWAY		2-3-0		0-0-0		0-0-0	
0-0-0		0-0-0	0-0-0		NEUTRAL		0-0-0		0-0-0		0-0-0	
RPI S	Opponent	Score	RPI S	Opponent	Score	RPI S	Opponent	Score	RPI S	Opponent	Score	
13 A	Virginia	3 7	32 H	Michigan	3 6	55 A	Miami (FL)	0 3	111 A	North Florida	12 4	
13 A	Virginia	2 18	32 H	Michigan	3 8	55 A	Miami (FL)	4 8	111 A	North Florida	2 1	
13 A	Virginia	4 12	32 H	Michigan	12 5	55 A	Miami (FL)	17 6	111 A	North Florida	2 13	
			35 H	Maryland	1 9	63 A	FGCU	3 8	111 A	North Florida	1 15	
			35 H	Maryland	1 5	63 A	FGCU	4 13	124 H	Columbia	7 13	
			35 H	Maryland	1 6	63 A	FGCU	2 5	126 H	Purdue	6 7	
			39 A	Nebraska	5 8	66 A	Fla. Atlantic	2 14	126 H	Purdue	7 6	
			39 A	Nebraska	3 9	69 A	Minnesota	2 6	126 H	Purdue	8 2	
			39 A	Nebraska	6 7	69 A	Minnesota	0 6	132 H	Illinois	8 7	
			45 A	Old Dominion	4 15	82 A	Seton Hall	9 10	132 H	Illinois	8 3	
			45 A	Old Dominion	2 6	82 H	Seton Hall	6 9	132 H	Illinois	5 7	
			45 A	Old Dominion	8 5	97 A	Iowa	3 8	207 H	Monmouth	6 4	
						97 A	Iowa	5 3	243 H	Rider	2 7	
						97 A	Iowa	13 5	253 A	USC Upstate	10 7	
									253 A	USC Upstate	11 3	
									253 A	USC Upstate	5 1	
									261 A	Iona	12 3	
									263 A	Villanova	2 3	
									270 H	Wagner	12 10	
									270 H	Wagner	9 2	
									291 A	Lafayette	28 4	
LAST 10 GAMES												
			69 A	Minnesota	2 6	39 A	Nebraska	6 7				
			69 A	Minnesota	0 6	39 A	Nebraska	3 9				
			132 H	Illinois	8 7	39 A	Nebraska	5 8				
			132 H	Illinois	5 7	270 H	Wagner	12 10				
			132 H	Illinois	8 3	32 H	Michigan	3 8				

Non-Div. I Games:

Rutgers

Average RPI Win:		210	WON-LOST RECORD		WINNING PCT. RANK		LAST 10 GAMES		STRENGTH OF SCHEDULE		OPP. STRENGTH OF SCHEDULE		TEAM RPI		ADJ RPI		CONF. RPI		ADJ CONF. RPI				
Average RPI Loss:		124	30-20-0		.6 74		5-5-0		156		201		107		.51721 107		22		22				
DIV. I ONLY			14-15-0		.48276 157		2-2-0		65		136		119		.51463 118		24		24				
DIV. I NON-CONF.																							
TOTALS		RPI 1-25		RPI 26-50		W-L RECORDS		RPI 51-100		RPI 101-150		RPI 150+											
30-20-0		0-3-0		1-4-0		OVERALL		1-1-0		2-6-0		26-6-0											
19-8-0		0-1-0		0-1-0		HOME		1-1-0		2-3-0		16-2-0											
11-12-0		0-2-0		1-3-0		AWAY		0-0-0		0-3-0		10-4-0											
0-0-0		0-0-0		0-0-0		NEUTRAL		0-0-0		0-0-0		0-0-0											
14-15-0		0-3-0		1-4-0		NON-CONFERENCE		1-1-0		0-5-0		12-2-0											
10-5-0		0-1-0		0-1-0		HOME		1-1-0		0-2-0		9-0-0											
4-10-0		0-2-0		1-0-		AWAY		0-0-0		0-3-0		3-2-0											
0-0-0		0-0-0		0-0-0		NEUTRAL		0-0-0		0-0-0		0-0-0											
16-5-0		0-0-0		0-0-0		CONFERENCE		0-0-0		2-1-0		14-4-0											
9-3-0		0-0-0		0-0-0		HOME		0-0-0		2-1-0		7-2-0											
7-2-0		0-0-0		0-0-0		AWAY		0-0-0		0-0-0		7-2-0											
0-0-0		0-0-0		0-0-0		NEUTRAL		0-0-0		0-0-0		0-0-0											
RPI	S	Opponent		Score		RPI	S	Opponent		Score		RPI	S	Opponent		Score							
2	A	North Carolina		2	8	26	A	Florida St.		3	0	62	H	Liberty		6	8	113	H	William & Mary		1	5
13	A	Virginia		4	9	26	A	Florida St.		3	12	62	H	Liberty		5	4	129	H	Marist		6	15
13	H	Virginia		2	4	26	A	Florida St.		3	11							144	A	UNCW		4	5
						45	A	Old Dominion		1	4							144	A	UNCW		4	10
						45	H	Old Dominion		4	5							144	A	UNCW		1	10
																		145	H	Davidson		14	0
																		145	H	Davidson		11	4
																		145	H	Davidson		4	5
																		167	H	Fairfield		2	1
																		167	H	Fairfield		4	3
																		167	H	Fairfield		5	4
																		176	H	George Washington		2	4
																		176	H	George Washington		10	2
																		176	H	George Washington		11	2
																		192	A	VMI		11	4
																		192	H	VMI		5	4
																		209	A	Fordham		3	0
																		209	A	Fordham		3	2
																		209	A	Fordham		4	3
																		232	H	Oakland		5	2
																		232	H	Oakland		4	1
																		232	H	Oakland		10	1
						LAST 10 GAMES												234	A	Charleston So.		2	4
						62	H	Liberty		6	8	271	A	Dayton		2	4	234	A	Charleston So.		13	4
						62	H	Liberty		5	4	192	A	VMI		11	4	234	A	Charleston So.		9	11
						45	A	Old Dominion		1	4	237	H	Saint Joseph's		5	4	237	H	Saint Joseph's		5	4
						271	A	Dayton		6	7	237	H	Saint Joseph's		6	8	237	H	Saint Joseph's		6	8
						271	A	Dayton		9	1	237	H	Saint Joseph's		7	6	237	H	Saint Joseph's		6	8

Non-Div. I Games:

VCU

RPI	S	Opponent	Score	
237	H	Saint Joseph's	7	6
256	A	Massachusetts	11	1
256	A	Massachusetts	8	0
256	A	Massachusetts	2	0
258	H	Longwood	5	4
259	A	Norfolk St.	8	3
259	H	Norfolk St.	5	2
271	A	Dayton	6	7
271	A	Dayton	2	4
271	A	Dayton	9	1
280	H	La Salle	8	1
280	H	La Salle	7	0
280	H	La Salle	3	0

VCU

V
C
U

V
C
U

Average RPI Win: 187		WON-LOST	WINNING	LAST 10	STRENGTH OF		OPP. STRENGTH	TEAM	ADJ	CONF.	ADJ CONF.
Average RPI Loss: 120		RECORD	PCT. RANK	GAMES	SCHEDULE		OF SCHEDULE	RPI	RPI	RPI	RPI
DIV. I ONLY		32-21-0	.60377	71	7-3-0		181	136	108	.51709	108
DIV. I NON-CONF.		16-8-0	.66667	51	3-2-0		177	203	75	.5358	75
TOTALS		RPI 1-25	RPI 26-50		W-L RECORDS		RPI 51-100		RPI 101-150		RPI 150+
32-21-0		1-2-0	1-2-0		OVERALL		3-5-0		8-6-0		19-6-0
23-6-0		0-0-0	0-0-0		HOME		1-0-0		7-4-0		15-2-0
9-15-0		1-2-0	1-2-0		AWAY		2-5-0		1-2-0		4-4-0
0-0-0		0-0-0	0-0-0		NEUTRAL		0-0-0		0-0-0		0-0-0
16-8-0		1-2-0	0-0-0		NON-CONFERENCE		3-2-0		2-0-0		10-4-0
11-2-0		0-0-0	0-0-0		HOME		1-0-0		2-0-0		8-2-0
5-6-0		1-2-0	0-0-		AWAY		2-2-0		0-0-0		2-2-0
0-0-0		0-0-0	0-0-0		NEUTRAL		0-0-0		0-0-0		0-0-0
16-13-0		0-0-0	1-2-0		CONFERENCE		0-3-0		6-6-0		9-2-0
12-4-0		0-0-0	0-0-0		HOME		0-0-0		5-4-0		7-0-0
4-9-0		0-0-0	1-2-0		AWAY		0-3-0		1-2-0		2-2-0
0-0-0		0-0-0	0-0-0		NEUTRAL		0-0-0		0-0-0		0-0-0
RPI S	Opponent	Score	RPI S	Opponent	Score	RPI S	Opponent	Score	RPI S	Opponent	Score
10 A	Baylor	11 1	28 A	Southeastern La.	5 6	64 A	Rice	8 9	103 H	Houston Baptist	1 2
12 A	LSU	4 10	28 A	Southeastern La.	13 5	64 H	Rice	10 4	103 H	Houston Baptist	10 4
25 A	Texas	5 9	28 A	Southeastern La.	1 4	68 A	Sam Houston St.	4 6	103 H	Houston Baptist	2 7
						68 A	Sam Houston St.	4 9	130 A	New Orleans	9 1
						68 A	Sam Houston St.	1 3	130 A	New Orleans	0 2
						73 A	Oklahoma St.	5 6	130 A	New Orleans	0 6
						73 A	Oklahoma St.	7 6	132 H	Illinois	15 9
						73 A	Oklahoma St.	6 2	132 H	Illinois	2 1
									141 H	Nicholls St.	4 5
									141 H	Nicholls St.	0 2
									141 H	Nicholls St.	7 5
									150 H	SFA	14 8
									150 H	SFA	9 4
									150 H	SFA	10 5
									167 H	Fairfield	6 7
									167 H	Fairfield	19 9
									167 H	Fairfield	2 6
									167 H	Fairfield	5 1
									198 H	A&M-Corpus Christi	4 2
									198 H	A&M-Corpus Christi	6 4
									198 H	A&M-Corpus Christi	8 2
									227 A	Northwestern St.	9 11
									227 H	Northwestern St.	12 6
									242 H	Milwaukee	2 1
									242 H	Milwaukee	6 0
									252 A	UTRGV	5 1
									252 A	UTRGV	5 6
			LAST 10 GAMES								
			150 H	SFA	9 4	73 A	Oklahoma St.	7 6			
			150 H	SFA	14 8	73 A	Oklahoma St.	5 6			
			150 H	SFA	10 5	64 A	Rice	8 9			
			292 A	Southern U.	10 1	141 H	Nicholls St.	4 5			
			73 A	Oklahoma St.	6 2	141 H	Nicholls St.	7 5			

Non-Div. I Games:

Lamar University

RPI	S	Opponent	Score	
252	A	UTRGV	1	3
267	A	Abilene Christian	0	9
267	A	Abilene Christian	17	11
267	A	Abilene Christian	13	8
274	H	Incarnate Word	5	2
274	H	Incarnate Word	9	6
274	H	Incarnate Word	3	1
276	H	Texas Southern	5	2
276	H	Texas Southern	3	2
278	H	Grambling	11	2
285	H	Prairie View	15	7
292	A	Southern U.	10	1

Lamar University

L
a
m
a
r
U
n
i
v
e
r
s
i
t
y

L
a
m
a
r
U
n
i
v
e
r
s
i
t
y

Average RPI Win:		121	WON-LOST RECORD		WINNING PCT. RANK	LAST 10 GAMES		STRENGTH OF SCHEDULE		OPP. STRENGTH OF SCHEDULE	TEAM RPI	ADJ RPI	CONF. RPI	ADJ CONF. RPI
Average RPI Loss:		52	19-28-0		.40426 225	1-1-0		27		43	109	.51658 109	4	4
DIV. I ONLY			12-10-0		.54545 116	1-0-0		31		170	69	.53886 69	3	3
DIV. I NON-CONF.														
TOTALS		RPI 1-25	RPI 26-50		W-L RECORDS		RPI 51-100		RPI 101-150		RPI 150+			
19-28-0		4-10-0	1-6-0		OVERALL		5-9-0		3-1-0		6-2-0			
13-11-0		2-2-0	1-1-0		HOME		3-5-0		2-1-0		5-2-0			
5-17-0		2-8-0	0-5-0		AWAY		1-4-0		1-0-0		1-0-0			
1-0-0		0-0-0	0-0-0		NEUTRAL		1-0-0		0-0-0		0-0-0			
12-10-0		2-3-0	1-3-0		NON-CONFERENCE		2-2-0		1-0-0		6-2-0			
8-4-0		1-0-0	1-1-0		HOME		1-1-0		0-0-0		5-2-0			
4-6-0		1-3-0	0-0-0		AWAY		1-1-0		1-0-0		1-0-0			
0-0-0		0-0-0	0-0-0		NEUTRAL		0-0-0		0-0-0		0-0-0			
7-18-0		2-7-0	0-3-0		CONFERENCE		3-7-0		2-1-0		0-0-0			
5-7-0		1-2-0	0-0-0		HOME		2-4-0		2-1-0		0-0-0			
1-11-0		1-5-0	0-3-0		AWAY		0-3-0		0-0-0		0-0-0			
1-0-0		0-0-0	0-0-0		NEUTRAL		1-0-0		0-0-0		0-0-0			
RPI S	Opponent	Score	RPI S	Opponent	Score	RPI S	Opponent	Score	RPI S	Opponent	Score	RPI S	Opponent	Score
1 A	Oregon St.	7 5	32 H	Michigan	1 4	52 H	San Diego	3 8	110 A	Duke	2 0			
1 A	Oregon St.	1 3	44 A	Cal St. Fullerton	1 2	54 A	Loyola Marymount	3 4	115 H	Washington St.	12 3			
1 A	Oregon St.	1 10	44 A	Cal St. Fullerton	5 13	60 H	UCLA	2 4	115 H	Washington St.	1 4			
9 A	Wake Forest	5 18	44 H	Cal St. Fullerton	13 9	60 H	UCLA	0 13	115 H	Washington St.	4 2			
9 A	Wake Forest	5 15	50 A	Utah	5 6	60 H	UCLA	0 2	155 A	UC Irvine	9 7			
9 A	Wake Forest	15 9	50 A	Utah	2 4	60 N	UCLA	4 3	155 H	UC Irvine	3 14			
11 H	Stanford	7 5	50 A	Utah	7 9	74 A	California	8 9	215 H	Holy Cross	5 2			
11 H	Stanford	3 8				74 A	California	9 13	215 H	Holy Cross	6 3			
11 H	Stanford	3 6				74 A	California	6 8	215 H	Holy Cross	4 6			
17 A	Arizona	1 5				86 H	Arizona St.	0 7	294 H	Coppin St.	6 2			
17 A	Arizona	4 9				86 H	Arizona St.	5 4	294 H	Coppin St.	22 2			
17 A	Arizona	1 8				86 H	Arizona St.	7 4	294 H	Coppin St.	9 4			
20 A	Long Beach St.	0 6				87 A	San Diego St.	1 0						
20 H	Long Beach St.	4 3				87 H	San Diego St.	2 0						
			LAST 10 GAMES											
			155 A	UC Irvine	9 7	60 H	UCLA	2 4						
			50 A	Utah	5 6	60 H	UCLA	0 2						
			50 A	Utah	7 9	1 A	Oregon St.	1 10						
			50 A	Utah	2 4	1 A	Oregon St.	7 5						
			60 H	UCLA	0 13	1 A	Oregon St.	1 3						

Non-Div. I Games:

Southern California

Average RPI Win: 147		WON-LOST	WINNING	LAST 10	STRENGTH OF	OPP. STRENGTH	TEAM	ADJ	CONF.	ADJ CONF.		
Average RPI Loss: 66		RECORD	PCT. RANK	GAMES	SCHEDULE	OF SCHEDULE	RPI	RPI	RPI	RPI		
DIV. I ONLY		27-25-0	.51923	136	6-4-0	78	48	110	.5165	110	3	3
DIV. I NON-CONF.		16-9-0	.64	64	3-1-0	172	153	127	.51247	127	4	4
TOTALS		RPI 1-25	RPI 26-50		W-L RECORDS	RPI 51-100		RPI 101-150		RPI 150+		
27-25-0	3-8-0	0-0-0		OVERALL	8-13-0		2-3-0		14-1-0			
21-11-0	1-2-0	0-0-0		HOME	6-5-0		2-3-0		12-1-0			
6-10-0	2-4-0	0-0-0		AWAY	2-6-0		0-0-0		2-0-0			
0-4-0	0-2-0	0-0-0		NEUTRAL	0-2-0		0-0-0		0-0-0			
16-9-0	0-2-0	0-0-0		NON-CONFERENCE	1-5-0		1-1-0		14-1-0			
14-3-0	0-0-0	0-0-0		HOME	1-1-0		1-1-0		12-1-0			
2-2-0	0-0-0	0-0-		AWAY	0-2-0		0-0-0		2-0-0			
0-4-0	0-2-0	0-0-0		NEUTRAL	0-2-0		0-0-0		0-0-0			
11-16-0	3-6-0	0-0-0		CONFERENCE	7-8-0		1-2-0		0-0-0			
7-8-0	1-2-0	0-0-0		HOME	5-4-0		1-2-0		0-0-0			
4-8-0	2-4-0	0-0-0		AWAY	2-4-0		0-0-0		0-0-0			
0-0-0	0-0-0	0-0-0		NEUTRAL	0-0-0		0-0-0		0-0-0			
RPI S	Opponent	Score		RPI S	Opponent	Score		RPI S	Opponent	Score		
1 N	Oregon St.	3	6					109 H	Southern California	0	2	
1 N	Oregon St.	2	11					128 H	Pittsburgh	14	0	
3 A	Louisville	5	7					128 H	Pittsburgh	2	6	
3 A	Louisville	5	3					128 H	Pittsburgh	8	9	
3 A	Louisville	0	10					145 H	Davidson	8	6	
9 H	Wake Forest	4	8					152 H	Presbyterian	14	6	
9 H	Wake Forest	7	3					181 H	Princeton	6	1	
9 H	Wake Forest	2	11					181 H	Princeton	7	1	
13 A	Virginia	6	13					181 H	Princeton	3	1	
13 A	Virginia	6	13					181 H	Princeton	9	2	
13 A	Virginia	19	3					199 H	N.C. A&T	10	2	
								212 A	Campbell	12	10	
								212 H	Campbell	9	0	
								239 H	Army West Point	5	1	
								239 H	Army West Point	5	9	
								239 H	Army West Point	8	5	
								255 A	N.C. Central	14	6	
								255 H	N.C. Central	8	4	
								288 H	UMES	10	3	
								297 H	Mt. St. Mary's	10	3	
				LAST 10 GAMES								
				62 H	Liberty	6	5					
				57 H	Georgia Tech	3	5					
				57 H	Georgia Tech	12	5					
				57 H	Georgia Tech	7	5					
				85 A	East Carolina	1	5					

Non-Div. I Games:

Duke

RPI	S	Opponent	Score
99	H	Virginia Tech	6 5

212	H	Campbell	9	0
96	A	Notre Dame	2	3
96	A	Notre Dame	14	1
96	A	Notre Dame	4	5
152	H	Presbyterian	14	6

Average RPI Win:	158	WON-LOST RECORD	WINNING PCT. RANK	LAST 10 GAMES		STRENGTH OF SCHEDULE	OPP. STRENGTH OF SCHEDULE	TEAM RPI	ADJ RPI	CONF. RPI	ADJ CONF. RPI	
DIV. I ONLY		26-26-0	.5	147	4-6-0	88	127	111	.51601	111	13	13
DIV. I NON-CONF.		13-18-0	.41935	200	2-4-0	42	117	124	.51294	124	17	17
<hr/>												
TOTALS	RPI 1-25		RPI 26-50		W-L RECORDS		RPI 51-100		RPI 101-150		RPI 150+	
26-26-0	0-1-0		4-3-0		OVERALL		1-5-0		4-8-0		17-9-0	
13-10-0	0-0-0		0-0-0		HOME		1-2-0		2-4-0		10-4-0	
12-13-0	0-1-0		4-1-0		AWAY		0-3-0		2-4-0		6-4-0	
1-3-0	0-0-0		0-2-0		NEUTRAL		0-0-0		0-0-0		1-1-0	
13-18-0	0-1-0		4-3-0		NON-CONFERENCE		1-5-0		2-1-0		6-8-0	
5-6-0	0-0-0		0-0-0		HOME		1-2-0		2-1-0		2-3-0	
7-9-0	0-1-0		4-0-		AWAY		0-3-0		0-0-0		3-4-0	
1-3-0	0-0-0		0-2-0		NEUTRAL		0-0-0		0-0-0		1-1-0	
13-8-0	0-0-0		0-0-0		CONFERENCE		0-0-0		2-7-0		11-1-0	
8-4-0	0-0-0		0-0-0		HOME		0-0-0		0-3-0		8-1-0	
5-4-0	0-0-0		0-0-0		AWAY		0-0-0		2-4-0		3-0-0	
0-0-0	0-0-0		0-0-0		NEUTRAL		0-0-0		0-0-0		0-0-0	
<hr/>												
RPI	S	Opponent	Score	RPI	S	Opponent	Score	RPI	S	Opponent	Score	
8	A	Clemson	5 11	31	N	St. John's (NY)	3 14	65	A	Missouri	6 7	
				31	N	St. John's (NY)	1 9	76	H	Kent St.	10 2	
				36	A	North Carolina St.	9 8	76	H	Kent St.	1 2	
				39	A	Nebraska	0 10	76	H	Kent St.	10 16	
				39	A	Nebraska	5 2	84	A	Cincinnati	4 9	
				39	A	Nebraska	8 2	85	A	East Carolina	4 5	
				46	A	Coastal Caro.	5 4					
										104	H Marshall	
										104	H Marshall	
										104	H Marshall	
										114	A Samford	
										114	A Samford	
										114	A Samford	
										142	H Furman	
										142	H Furman	
										142	H Furman	
										146	A UNCG	
										146	A UNCG	
										146	A UNCG	
										151	A Kennesaw St.	
										151	H Kennesaw St.	
										152	A Presbyterian	
										152	H Presbyterian	
										156	H Wofford	
										156	H Wofford	
										156	H Wofford	
										160	A Ball St.	
										160	A Ball St.	
										160	A Ball St.	
										160	A Ball St.	
										179	A Gardner-Webb	
										179	H Gardner-Webb	
										182	N Appalachian St.	
										192	H VMI	
										192	H VMI	

Non-Div. I Games:

Western Caro.

RPI	S	Opponent	Score	
192	H	VMI	19	3
195	A	ETSU	5	4
195	A	ETSU	9	6
195	A	ETSU	11	6
199	N	N.C. A&T	16	7
204	A	UNC Asheville	3	5
229	H	The Citadel	14	1
229	H	The Citadel	6	0
229	H	The Citadel	4	3
287	H	Savannah St.	9	2
287	H	Savannah St.	21	1

Western Caro.

W
e
s
t
e
r
n
C
a
r
o
.

W
e
s
t
e
r
n
C
a
r
o
.

Average RPI Win: 162		WON-LOST RECORD		WINNING PCT. RANK		LAST 10 GAMES		STRENGTH OF SCHEDULE		OPP. STRENGTH OF SCHEDULE		TEAM RPI		ADJ RPI		CONF. RPI		ADJ CONF. RPI	
DIV. I ONLY		32-20-0		.61538 63		5-5-0		154		123		111		.51601 111		20		20	
DIV. I NON-CONF.		20-13-0		.60606 86		2-0-0		128		78		122		.51406 121		22		22	
TOTALS		RPI 1-25		RPI 26-50		W-L RECORDS		RPI 51-100		RPI 101-150		RPI 150+							
32-20-0		0-3-0		1-1-0		OVERALL		7-2-0		5-6-0		19-8-0							
24-11-0		0-1-0		1-0-0		HOME		5-2-0		3-3-0		15-5-0							
8-9-0		0-2-0		0-1-0		AWAY		2-0-0		2-3-0		4-3-0							
0-0-0		0-0-0		0-0-0		NEUTRAL		0-0-0		0-0-0		0-0-0							
20-13-0		0-3-0		1-1-0		NON-CONFERENCE		3-2-0		5-3-0		11-4-0							
16-10-0		0-1-0		1-0-0		HOME		2-2-0		3-3-0		10-4-0							
4-3-0		0-2-0		0-0-		AWAY		1-0-0		2-0-0		1-0-0							
0-0-0		0-0-0		0-0-0		NEUTRAL		0-0-0		0-0-0		0-0-0							
12-7-0		0-0-0		0-0-0		CONFERENCE		4-0-0		0-3-0		8-4-0							
8-1-0		0-0-0		0-0-0		HOME		3-0-0		0-0-0		5-1-0							
4-6-0		0-0-0		0-0-0		AWAY		1-0-0		0-3-0		3-3-0							
0-0-0		0-0-0		0-0-0		NEUTRAL		0-0-0		0-0-0		0-0-0							
RPI S	Opponent		Score		RPI S	Opponent		Score		RPI S	Opponent		Score		RPI S	Opponent		Score	
5 A	Florida		1	2	27 A	UCF		2	3	61 H	DBU		8	7	106 H	Rutgers		4	12
21 A	South Fla.		3	7	27 H	UCF		2	1	61 H	DBU		5	9	106 H	Rutgers		1	2
21 H	South Fla.		2	4						61 H	DBU		6	2	106 H	Rutgers		13	2
										63 H	FGCU		10	5	106 H	Rutgers		15	1
										63 H	FGCU		8	2	120 A	Florida A&M		9	2
										63 H	FGCU		6	3	120 H	Florida A&M		6	5
										77 A	Jacksonville		7	5	139 A	Col. of Charleston		11	2
										89 A	Bethune-Cookman		5	4	139 H	Col. of Charleston		3	20
										89 H	Bethune-Cookman		2	10	149 A	Stetson		3	4
															149 A	Stetson		1	2
															149 A	Stetson		2	3
															151 H	Kennesaw St.		9	2
															151 H	Kennesaw St.		3	8
															151 H	Kennesaw St.		4	3
															168 H	Northeastern		11	1
															168 H	Northeastern		17	6
															168 H	Northeastern		6	7
															168 H	Northeastern		1	9
															172 H	Radford		9	2
															172 H	Radford		9	0
															172 H	Radford		7	8
															191 H	Bradley		4	2
															191 H	Bradley		2	4
															191 H	Bradley		9	5
															203 H	Penn		6	0
															203 H	Penn		7	3
															203 H	Penn		3	2
				LAST 10 GAMES															
					149 A	Stetson		1	2	253 A	USC Upstate		1	2	191 H	Bradley		2	4
					149 A	Stetson		3	4	120 A	Florida A&M		9	2	191 H	Bradley		9	5
					149 A	Stetson		2	3	27 H	UCF		2	1	203 H	Penn		6	0
					253 A	USC Upstate		3	4	63 H	FGCU		10	5	203 H	Penn		7	3
					253 A	USC Upstate		7	2	63 H	FGCU		8	2	203 H	Penn		3	2

Non-Div. I Games:

North Florida

RPI	S	Opponent	Score	
210	A	Lipscomb	7	5
210	A	Lipscomb	11	1
210	A	Lipscomb	1	8
253	A	USC Upstate	7	2
253	A	USC Upstate	1	2
253	A	USC Upstate	3	4
287	A	Savannah St.	12	3
287	H	Savannah St.	7	2
289	H	NJIT	16	1
289	H	NJIT	13	8
289	H	NJIT	6	3

North Florida

N
o
r
t
h
F
l
o
r
i
d
a

N
o
r
t
h
F
l
o
r
i
d
a

W
i
l
l
i
a
m
&
M
a
r
y

William & Mary

RPI	S	Opponent	Score	
241	A	Towson	12	3
241	A	Towson	1	7
251	A	Richmond	11	10
259	A	Norfolk St.	3	9
259	H	Norfolk St.	6	1
271	N	Dayton	7	0
291	H	Lafayette	6	5
291	H	Lafayette	5	4
291	H	Lafayette	16	1

William & Mary

W
i
l
l
i
a
m
&
M
a
r
y

W
i
l
l
i
a
m
&
M
a
r
y

Average RPI Win:	161	WON-LOST	WINNING	LAST 10	STRENGTH OF	OPP. STRENGTH	TEAM	ADJ	CONF.	ADJ CONF.	
Average RPI Loss:	116	RECORD	PCT. RANK	GAMES	SCHEDULE	OF SCHEDULE	RPI	RPI	RPI	RPI	
DIV. I ONLY	29-23-0	.55769	100	4-6-0	157	89	114	.51402	114	13	13
DIV. I NON-CONF.	20-11-0	.64516	62	1-1-0	158	49	77	.53426	77	17	17
TOTALS	RPI 1-25	RPI 26-50	W-L RECORDS	RPI 51-100	RPI 101-150	RPI 150+					
29-23-0	0-0-0	3-5-0	OVERALL	2-4-0	5-5-0	19-9-0					
18-9-0	0-0-0	2-2-0	HOME	0-0-0	5-3-0	11-4-0					
11-14-0	0-0-0	1-3-0	AWAY	2-4-0	0-2-0	8-5-0					
0-0-0	0-0-0	0-0-0	NEUTRAL	0-0-0	0-0-0	0-0-0					
20-11-0	0-0-0	3-5-0	NON-CONFERENCE	2-1-0	2-2-0	13-3-0					
13-5-0	0-0-0	2-2-0	HOME	0-0-0	2-0-0	9-3-0					
7-6-0	0-0-0	1-0-	AWAY	2-1-0	0-2-0	4-0-0					
0-0-0	0-0-0	0-0-0	NEUTRAL	0-0-0	0-0-0	0-0-0					
9-12-0	0-0-0	0-0-0	CONFERENCE	0-3-0	3-3-0	6-6-0					
5-4-0	0-0-0	0-0-0	HOME	0-0-0	3-3-0	2-1-0					
4-8-0	0-0-0	0-0-0	AWAY	0-3-0	0-0-0	4-5-0					
0-0-0	0-0-0	0-0-0	NEUTRAL	0-0-0	0-0-0	0-0-0					
RPI S Opponent Score	RPI S Opponent Score	RPI S Opponent Score	RPI S Opponent Score	RPI S Opponent Score	RPI S Opponent Score	RPI S Opponent Score					
26 A Florida St.	3 16	51 A Mercer	6 9	101 A Jacksonville St.	5 9						
26 A Florida St.	0 8	51 A Mercer	2 4	101 H Jacksonville St.	6 1						
26 A Florida St.	4 13	51 A Mercer	1 7	111 H Western Caro.	5 6						
30 H Indiana	5 3	59 A Kansas	8 6	111 H Western Caro.	8 3						
30 H Indiana	5 10	59 A Kansas	4 6	111 H Western Caro.	7 0						
30 H Indiana	6 5	59 A Kansas	6 1	119 A Troy	2 9						
43 A Auburn	7 6				119 H Troy	4 3					
43 H Auburn	15 16				142 H Furman	1 4					
							142 H Furman	4 3			
							142 H Furman	2 3			
							156 A Wofford	5 7			
							156 A Wofford	3 6			
							156 A Wofford	8 2			
							173 A UAB	5 1			
							173 H UAB	3 9			
							174 A Alabama	10 3			
							183 H Eastern Mich.	7 3			
							183 H Eastern Mich.	4 3			
							183 H Eastern Mich.	3 8			
							189 H Eastern Ill.	4 1			
							189 H Eastern Ill.	9 4			
							189 H Eastern Ill.	7 6			
							192 A VMI	2 1			
							192 A VMI	9 8			
							192 A VMI	0 4			
							195 A ETSU	6 7			
							195 A ETSU	6 3			
							111 H Western Caro.	7 0			
							111 H Western Caro.	5 6			

Non-Div. I Games:

Samford

RPI	S	Opponent	Score	
195	A	ETSU	8	10
196	A	Alabama St.	10	7
196	H	Alabama St.	14	4
204	H	UNC Asheville	4	6
204	H	UNC Asheville	6	2
204	H	UNC Asheville	4	1
229	H	The Citadel	7	4
229	H	The Citadel	6	8
229	H	The Citadel	1	0
295	A	Alabama A&M	31	1
295	H	Alabama A&M	11	3

Samford

S
a
m
f
o
r
d

S
a
m
f
o
r
d

Average RPI Win: 134		WON-LOST	WINNING	LAST 10	STRENGTH OF		OPP. STRENGTH	TEAM	ADJ	CONF.	ADJ CONF.
Average RPI Loss: 91		RECORD	PCT. RANK	GAMES	SCHEDULE		OF SCHEDULE	RPI	RPI	RPI	RPI
DIV. I ONLY		24-23-0	.51064	143	6-4-0		122	51	115	.51361	115
DIV. I NON-CONF.		14-9-0	.6087	77	0-1-0		130	220	91	.52928	91
TOTALS		RPI 1-25	RPI 26-50		W-L RECORDS		RPI 51-100		RPI 101-150		RPI 150+
24-23-0		1-3-0	2-1-0		OVERALL		8-13-0		4-2-0		9-4-0
18-7-0		1-2-0	0-0-0		HOME		6-4-0		3-0-0		8-1-0
6-16-0		0-1-0	2-1-0		AWAY		2-9-0		1-2-0		1-3-0
0-0-0		0-0-0	0-0-0		NEUTRAL		0-0-0		0-0-0		0-0-0
14-9-0		0-1-0	0-0-0		NON-CONFERENCE		2-4-0		3-0-0		9-4-0
11-2-0		0-0-0	0-0-0		HOME		0-1-0		3-0-0		8-1-0
3-7-0		0-1-0	0-0-		AWAY		2-3-0		0-0-0		1-3-0
0-0-0		0-0-0	0-0-0		NEUTRAL		0-0-0		0-0-0		0-0-0
10-14-0		1-2-0	2-1-0		CONFERENCE		6-9-0		1-2-0		0-0-0
7-5-0		1-2-0	0-0-0		HOME		6-3-0		0-0-0		0-0-0
3-9-0		0-0-0	2-1-0		AWAY		0-6-0		1-2-0		0-0-0
0-0-0		0-0-0	0-0-0		NEUTRAL		0-0-0		0-0-0		0-0-0
RPI S	Opponent	Score		RPI S	Opponent	Score		RPI S	Opponent	Score	
17 H	Arizona	5	19	50 A	Utah	1	2	54 A	Loyola Marymount	6	3
17 H	Arizona	5	6	50 A	Utah	5	4	54 A	Loyola Marymount	5	18
17 H	Arizona	9	3	50 A	Utah	10	1	54 A	Loyola Marymount	7	4
20 A	Long Beach St.	7	8					54 A	Loyola Marymount	3	7
								60 H	UCLA	7	3
								60 H	UCLA	2	12
								60 H	UCLA	7	1
								67 H	Washington	1	7
								67 H	Washington	6	3
								67 H	Washington	5	4
								70 H	Oregon	2	8
								70 H	Oregon	6	5
								70 H	Oregon	2	1
								71 A	Gonzaga	4	9
								71 H	Gonzaga	3	7
								74 A	California	2	12
								74 A	California	2	7
								74 A	California	5	9
								86 A	Arizona St.	5	6
								86 A	Arizona St.	4	5
LAST 10 GAMES											

Non-Div. I Games:

Washington St.

RPI	S	Opponent	Score	
86	A	Arizona St.	7	10
70	H	Oregon	2	8
50	A	Utah	5	4
50	A	Utah	10	1
50	A	Utah	1	2
71	H	Gonzaga	3	7

W
a
s
h
i
n
g
t
o
n
s
t
.

W
a
s
h
i
n
g
t
o
n
s
t
.

Average RPI Win: 130		WON-LOST	WINNING	LAST 10	STRENGTH OF		OPP. STRENGTH	TEAM	ADJ	CONF.	ADJ CONF.
Average RPI Loss: 86		RECORD	PCT. RANK	GAMES	SCHEDULE		OF SCHEDULE	RPI	RPI	RPI	RPI
DIV. I ONLY		22-30-0	.42308	216	2-8-0		58	61	116	.51326	116
DIV. I NON-CONF.		14-11-0	.56	110	1-1-0		37	56	49	.55329	49
TOTALS		RPI 1-25	RPI 26-50		W-L RECORDS		RPI 51-100		RPI 101-150		RPI 150+
22-30-0		0-6-0	3-4-0		OVERALL		6-13-0		2-1-0		11-6-0
12-11-0		0-5-0	1-2-0		HOME		1-0-0		0-0-0		10-4-0
10-19-0		0-1-0	2-2-0		AWAY		5-13-0		2-1-0		1-2-0
0-0-0		0-0-0	0-0-0		NEUTRAL		0-0-0		0-0-0		0-0-0
14-11-0		0-3-0	2-2-0		NON-CONFERENCE		5-2-0		0-0-0		7-4-0
7-4-0		0-2-0	0-0-0		HOME		1-0-0		0-0-0		6-2-0
7-7-0		0-1-0	2-0-		AWAY		4-2-0		0-0-0		1-2-0
0-0-0		0-0-0	0-0-0		NEUTRAL		0-0-0		0-0-0		0-0-0
8-19-0		0-3-0	1-2-0		CONFERENCE		1-11-0		2-1-0		4-2-0
5-7-0		0-3-0	1-2-0		HOME		0-0-0		0-0-0		4-2-0
3-12-0		0-0-0	0-0-0		AWAY		1-11-0		2-1-0		0-0-0
0-0-0		0-0-0	0-0-0		NEUTRAL		0-0-0		0-0-0		0-0-0
RPI S	Opponent	Score	RPI S	Opponent	Score	RPI S	Opponent	Score	RPI S	Opponent	Score
14 H	Southern Miss.	7 14	30 A	Indiana	5 3	64 A	Rice	0 4	104 A	Marshall	8 6
14 H	Southern Miss.	9 13	30 A	Indiana	1 12	64 A	Rice	13 1	104 A	Marshall	6 4
14 H	Southern Miss.	3 4	30 A	Indiana	0 6	64 A	Rice	3 5	104 A	Marshall	6 8
15 H	Missouri St.	0 5	40 A	Tennessee	7 4	66 A	Fla. Atlantic	6 7	151 H	Kennesaw St.	9 7
23 A	Vanderbilt	7 17	45 H	Old Dominion	8 9	66 A	Fla. Atlantic	1 10	151 H	Kennesaw St.	5 19
23 H	Vanderbilt	2 21	45 H	Old Dominion	3 5	66 A	Fla. Atlantic	6 7	151 H	Kennesaw St.	3 0
			45 H	Old Dominion	17 6	78 A	Ga. Southern	5 8	157 A	Belmont	6 4
						78 A	Ga. Southern	6 5	157 H	Belmont	10 4
						78 A	Ga. Southern	6 7	169 A	Austin Peay	8 21
						80 A	Charlotte	4 7	169 H	Austin Peay	3 2
						80 A	Charlotte	5 12	173 H	UAB	11 10
						80 A	Charlotte	2 10	173 H	UAB	13 3
						93 A	UTSA	2 3	173 H	UAB	18 3
						93 A	UTSA	7 14	202 H	Northwestern	11 4
						93 A	UTSA	9 10	210 A	Lipscomb	2 3
						94 A	Memphis	11 7	210 H	Lipscomb	2 16
						94 A	Memphis	6 5	240 H	Western Ky.	10 9
						95 A	Tennessee Tech	18 7	240 H	Western Ky.	3 10
						95 H	Tennessee Tech	11 9	240 H	Western Ky.	2 4
									272 H	Bowling Green	20 8
LAST 10 GAMES											
			23 A	Vanderbilt	7 17	93 A	UTSA	9 10			
			64 A	Rice	0 4	93 A	UTSA	7 14			
			64 A	Rice	13 1	93 A	UTSA	2 3			
			64 A	Rice	3 5	14 H	Southern Miss.	9 13			
			95 H	Tennessee Tech	11 9	14 H	Southern Miss.	3 4			

Non-Div. I Games:

Middle Tenn.

Average RPI Win:	161	WON-LOST	WINNING	LAST 10	STRENGTH OF	OPP. STRENGTH	TEAM	ADJ	CONF.	ADJ CONF.	
Average RPI Loss:	186	RECORD	PCT. RANK	GAMES	SCHEDULE	OF SCHEDULE	RPI	RPI	RPI	RPI	
DIV. I ONLY	21-17-0	.55263	105	5-5-0	189	206	117	.51295	117	14	14
DIV. I NON-CONF.	12-6-0	.66667	51	1-0-0	107	268	27	.57265	27	9	9
<hr/>											
TOTALS	RPI 1-25	RPI 26-50		W-L RECORDS		RPI 51-100		RPI 101-150		RPI 150+	
21-17-0	0-0-0	2-0-0		OVERALL		2-1-0		4-2-0		13-14-0	
5-6-0	0-0-0	1-0-0		HOME		1-1-0		0-0-0		3-5-0	
14-11-0	0-0-0	1-0-0		AWAY		0-0-0		4-2-0		9-9-0	
2-0-0	0-0-0	0-0-0		NEUTRAL		1-0-0		0-0-0		1-0-0	
<hr/>											
12-6-0	0-0-0	2-0-0		NON-CONFERENCE		1-0-0		0-0-0		9-6-0	
1-0-0	0-0-0	1-0-0		HOME		0-0-0		0-0-0		0-0-0	
9-6-0	0-0-0	1-0-		AWAY		0-0-0		0-0-0		8-6-0	
2-0-0	0-0-0	0-0-0		NEUTRAL		1-0-0		0-0-0		1-0-0	
<hr/>											
9-11-0	0-0-0	0-0-0		CONFERENCE		1-1-0		4-2-0		4-8-0	
4-6-0	0-0-0	0-0-0		HOME		1-1-0		0-0-0		3-5-0	
5-5-0	0-0-0	0-0-0		AWAY		0-0-0		4-2-0		1-3-0	
0-0-0	0-0-0	0-0-0		NEUTRAL		0-0-0		0-0-0		0-0-0	
<hr/>											
RPI S	Opponent	Score	RPI S	Opponent	Score	RPI S	Opponent	Score	RPI S	Opponent	Score
			48 A	Binghamton	10 2	53 H	Yale	6 4	121 A	Dartmouth	2 0
			48 H	Binghamton	6 4	53 H	Yale	2 7	121 A	Dartmouth	0 5
						79 N	Michigan St.	2 1	124 A	Columbia	12 6
									124 A	Columbia	8 7
									124 A	Columbia	7 8
									124 A	Columbia	9 5
									181 A	Princeton	7 9
									181 A	Princeton	5 9
									181 H	Princeton	5 1
									181 H	Princeton	13 1
									185 A	Harvard	9 5
									185 A	Harvard	5 7
									188 A	George Mason	4 11
									188 A	George Mason	7 3
									188 A	George Mason	9 3
									201 A	Navy	8 5
									201 A	Navy	7 8
									201 A	Navy	5 2
									203 H	Penn	2 0
									203 H	Penn	0 4
									203 H	Penn	2 3
									203 H	Penn	0 5
									205 A	Penn St.	2 8
									206 A	Georgetown	1 3
									212 N	Campbell	3 2
									218 H	Brown	4 7
									218 H	Brown	1 8
<hr/>											
			LAST 10 GAMES								
			181 H	Princeton	5 1	203 H	Penn	0 4	205 A	Penn St.	2 8
			181 H	Princeton	13 1	203 H	Penn	2 3	206 A	Georgetown	1 3
			181 A	Princeton	7 9	203 H	Penn	0 5	212 N	Campbell	3 2
			181 A	Princeton	5 9	203 H	Penn	2 0	218 H	Brown	4 7
			48 A	Binghamton	10 2	124 A	Columbia	9 5	218 H	Brown	1 8

Non-Div. I Games:

Cornell

RPI	S	Opponent	Score	
225	A	Bucknell	0	1
225	A	Bucknell	7	3
225	A	Bucknell	11	4
225	A	Bucknell	5	2
241	A	Towson	27	14
251	A	Richmond	7	8

Cornell

Average RPI Win:	126	WON-LOST RECORD	WINNING PCT. RANK	LAST 10 GAMES	STRENGTH OF SCHEDULE	OPP. STRENGTH OF SCHEDULE	TEAM RPI	ADJ RPI	CONF. RPI	ADJ CONF. RPI	
DIV. I ONLY		21-27-0	.4375 209	3-7-0	40	92	118	.51279 118	8	8	
DIV. I NON-CONF.		14-16-0	.46667 172	0-1-0	4	134	71	.53701 71	8	8	
<hr/>											
TOTALS	RPI 1-25	RPI 26-50		W-L RECORDS	RPI 51-100		RPI 101-150		RPI 150+		
21-27-0	1-5-0	1-2-0		OVERALL	6-10-0		3-3-0		10-7-0		
15-11-0	1-2-0	0-0-0		HOME	4-4-0		2-1-0		8-4-0		
6-16-0	0-3-0	1-2-0		AWAY	2-6-0		1-2-0		2-3-0		
0-0-0	0-0-0	0-0-0		NEUTRAL	0-0-0		0-0-0		0-0-0		
14-16-0	0-3-0	0-0-0		NON-CONFERENCE	6-10-0		2-1-0		6-2-0		
11-6-0	0-0-0	0-0-0		HOME	4-4-0		2-1-0		5-1-0		
3-10-0	0-3-0	0-0-		AWAY	2-6-0		0-0-0		1-1-0		
0-0-0	0-0-0	0-0-0		NEUTRAL	0-0-0		0-0-0		0-0-0		
7-11-0	1-2-0	1-2-0		CONFERENCE	0-0-0		1-2-0		4-5-0		
4-5-0	1-2-0	0-0-0		HOME	0-0-0		0-0-0		3-3-0		
3-6-0	0-0-0	1-2-0		AWAY	0-0-0		1-2-0		1-2-0		
0-0-0	0-0-0	0-0-0		NEUTRAL	0-0-0		0-0-0		0-0-0		
RPI	S	Opponent	Score	RPI	S	Opponent	Score	RPI	S	Opponent	Score
7	A	Kentucky	1 2	44	A	Cal St. Fullerton	4 8	54	A	Loyola Marymount	6 3
7	A	Kentucky	2 3	44	A	Cal St. Fullerton	3 12	54	A	Loyola Marymount	0 1
7	A	Kentucky	1 12	44	A	Cal St. Fullerton	6 3	54	A	Loyola Marymount	2 8
20	H	Long Beach St.	3 2					58	A	Saint Mary's (CA)	5 15
20	H	Long Beach St.	3 9					58	H	Saint Mary's (CA)	1 4
20	H	Long Beach St.	2 5					71	H	Gonzaga	1 4
								72	A	BYU	10 8
								72	A	BYU	8 14
								72	A	BYU	3 17
								72	A	BYU	6 7
								81	H	Tulane	7 4
								81	H	Tulane	14 1
								81	H	Tulane	6 5
								87	H	San Diego St.	4 5
								87	H	San Diego St.	6 5
								87	H	San Diego St.	3 5
								105	H	New Mexico St.	7 2
								105	H	New Mexico St.	3 7
								105	H	New Mexico St.	8 0
								137	A	UC Riverside	7 8
								137	A	UC Riverside	5 9
								137	A	UC Riverside	6 5
								155	H	UC Irvine	7 8
								155	H	UC Irvine	8 7
								155	H	UC Irvine	11 3
								165	H	UC Davis	2 3
								165	H	UC Davis	6 3
								165	H	UC Davis	0 2
								171	A	CSUN	15 6
								171	A	CSUN	8 10
								171	A	CSUN	3 7
								177	H	Stony Brook	0 7
								177	H	Stony Brook	8 5
								177	H	Stony Brook	12 4
								178	A	CSU Bakersfield	1 2
								178	H	CSU Bakersfield	6 4
								193	A	Pepperdine	6 3
								193	H	Pepperdine	10 3
								217	H	Nevada	10 3
LAST 10 GAMES											
				44	A	Cal St. Fullerton	3 12	165	H	UC Davis	2 3
				44	A	Cal St. Fullerton	6 3	165	H	UC Davis	6 3
				44	A	Cal St. Fullerton	4 8	137	A	UC Riverside	6 5
				58	A	Saint Mary's (CA)	5 15	137	A	UC Riverside	5 9
				165	H	UC Davis	0 2	137	A	UC Riverside	7 8

Non-Div. I Games:

UC Santa Barbara

T
r
o
y

Tie, Loss, Non-Conf,S Site, H Home, A Away, N Neutral Page 171

RPI	S	Opponent	Score	
266	H	Hofstra	16	7
266	H	Hofstra	7	1
266	H	Hofstra	5	9
266	H	Hofstra	4	0

Troy

T
r
o
y

T
r
o
y

Average RPI Win:		181	WON-LOST RECORD		WINNING PCT. RANK		LAST 10 GAMES		STRENGTH OF SCHEDULE		OPP. STRENGTH OF SCHEDULE		TEAM RPI		ADJ RPI		CONF. RPI		ADJ CONF. RPI				
DIV. I ONLY			26-24-0		.52 133		4-6-0		67		238		120		.51263 120		28		28				
DIV. I NON-CONF.			12-14-0		.46154 179		1-3-0		2		236		76		.53453 76		29		29				
TOTALS		RPI 1-25		RPI 26-50		W-L RECORDS		RPI 51-100		RPI 101-150		RPI 150+											
26-24-0		1-3-0		0-1-0		OVERALL		6-6-0		0-2-0		19-12-0											
18-11-0		0-0-0		0-0-0		HOME		4-2-0		0-1-0		14-8-0											
8-13-0		1-3-0		0-1-0		AWAY		2-4-0		0-1-0		5-4-0											
0-0-0		0-0-0		0-0-0		NEUTRAL		0-0-0		0-0-0		0-0-0											
12-14-0		1-3-0		0-1-0		NON-CONFERENCE		2-4-0		0-2-0		9-4-0											
11-6-0		0-0-0		0-0-0		HOME		2-1-0		0-1-0		9-4-0											
1-8-0		1-3-0		0-0-		AWAY		0-3-0		0-1-0		0-0-0											
0-0-0		0-0-0		0-0-0		NEUTRAL		0-0-0		0-0-0		0-0-0											
14-10-0		0-0-0		0-0-0		CONFERENCE		4-2-0		0-0-0		10-8-0											
7-5-0		0-0-0		0-0-0		HOME		2-1-0		0-0-0		5-4-0											
7-5-0		0-0-0		0-0-0		AWAY		2-1-0		0-0-0		5-4-0											
0-0-0		0-0-0		0-0-0		NEUTRAL		0-0-0		0-0-0		0-0-0											
RPI	S	Opponent		Score		RPI	S	Opponent		Score		RPI	S	Opponent		Score		RPI	S	Opponent		Score	
5	A	Florida		7	8	43	A	Auburn		8	12	51	A	Mercer		5	11	111	A	North Florida		5	6
21	A	South Fla.		1	7							51	A	Mercer		2	9	111	H	North Florida		2	9
21	A	South Fla.		1	11							51	H	Mercer		10	7	156	H	Wofford		8	7
21	A	South Fla.		3	2							51	H	Mercer		9	6	156	H	Wofford		17	4
												77	A	Jacksonville		6	10	156	H	Wofford		2	3
												77	H	Jacksonville		5	12	176	H	George Washington		6	5
												89	A	Bethune-Cookman		1	5	176	H	George Washington		3	2
												89	A	Bethune-Cookman		11	6	176	H	George Washington		2	1
												89	A	Bethune-Cookman		4	3	195	H	ETSU		13	12
												89	H	Bethune-Cookman		3	1	195	H	ETSU		7	3
												89	H	Bethune-Cookman		10	9	195	H	ETSU		8	10
												89	H	Bethune-Cookman		1	8	196	H	Alabama St.		5	6
																		199	A	N.C. A&T		6	4
																		199	A	N.C. A&T		7	10
																		199	A	N.C. A&T		8	1
																		199	H	N.C. A&T		10	0
																		199	H	N.C. A&T		3	4
																		199	H	N.C. A&T		1	7
																		226	H	Jackson St.		4	3
																		226	H	Jackson St.		7	9
																		226	H	Jackson St.		7	4
																		255	A	N.C. Central		6	13
																		255	A	N.C. Central		17	5
																		255	A	N.C. Central		0	8
																		255	H	N.C. Central		1	5
																		255	H	N.C. Central		7	14
																		255	H	N.C. Central		5	4

Non-Div. I Games:

Florida A&M

Florida A&M

Average RPI Win:	142	WON-LOST RECORD	WINNING PCT. RANK	LAST 10 GAMES	STRENGTH OF SCHEDULE	OPP. STRENGTH OF SCHEDULE	TEAM RPI	ADJ RPI	CONF. RPI	ADJ CONF. RPI	
DIV. I ONLY	20-17-1	.53947	114	4-5-1	193	96	121	.5125	121	14	14
DIV. I NON-CONF.	9-8-1	.52778	132	1-0-1	184	28	94	.52713	94	9	9
<hr/>											
TOTALS	RPI 1-25	RPI 26-50		W-L RECORDS	RPI 51-100		RPI 101-150		RPI 150+		
20-17-1	0-0-0	2-1-0		OVERALL	4-5-0		4-2-0		10-9-1		
7-5-0	0-0-0	0-0-0		HOME	1-0-0		1-1-0		5-4-0		
11-11-1	0-0-0	2-1-0		AWAY	3-5-0		2-0-0		4-5-1		
2-1-0	0-0-0	0-0-0		NEUTRAL	0-0-0		1-1-0		1-0-0		
9-8-1	0-0-0	2-1-0		NON-CONFERENCE	3-2-0		1-1-0		3-4-1		
1-1-0	0-0-0	0-0-0		HOME	1-0-0		0-0-0		0-1-0		
6-6-1	0-0-0	2-0-		AWAY	2-2-0		0-0-0		2-3-1		
2-1-0	0-0-0	0-0-0		NEUTRAL	0-0-0		1-1-0		1-0-0		
11-9-0	0-0-0	0-0-0		CONFERENCE	1-3-0		3-1-0		7-5-0		
6-4-0	0-0-0	0-0-0		HOME	0-0-0		1-1-0		5-3-0		
5-5-0	0-0-0	0-0-0		AWAY	1-3-0		2-0-0		2-2-0		
0-0-0	0-0-0	0-0-0		NEUTRAL	0-0-0		0-0-0		0-0-0		
RPI	S	Opponent	Score	RPI	S	Opponent	Score	RPI	S	Opponent	Score
				27	A	UCF	4 3				
				27	A	UCF	0 15				
				27	A	UCF	4 1				
								53	A	Yale	3 11
								53	A	Yale	0 8
								53	A	Yale	1 6
								53	A	Yale	7 2
								55	A	Miami (FL)	1 0
								55	A	Miami (FL)	2 3
								55	A	Miami (FL)	5 0
								83	H	Boston College	8 3
								89	A	Bethune-Cookman	2 9

Non-Div. I Games: Chicago 19 11 Southern Me. 9 1

Dartmouth

Average RPI Win: 133		WON-LOST RECORD		WINNING PCT. RANK		LAST 10 GAMES		STRENGTH OF SCHEDULE		OPP. STRENGTH OF SCHEDULE		TEAM RPI		ADJ RPI		CONF. RPI		ADJ CONF. RPI					
DIV. I ONLY		23-27-0		.46 182		5-5-0		80		87		122		.51034 122		8		8					
DIV. I NON-CONF.		12-20-0		.375 228		2-2-0		92		79		182		.48618 181		8		8					
TOTALS		RPI 1-25		RPI 26-50		W-L RECORDS		RPI 51-100		RPI 101-150		RPI 150+											
23-27-0		1-3-0		3-4-0		OVERALL		4-9-0		2-1-0		13-10-0											
14-10-0		0-0-0		3-4-0		HOME		2-2-0		2-1-0		7-3-0											
9-17-0		1-3-0		0-0-0		AWAY		2-7-0		0-0-0		6-7-0											
0-0-0		0-0-0		0-0-0		NEUTRAL		0-0-0		0-0-0		0-0-0											
12-20-0		0-1-0		1-3-0		NON-CONFERENCE		4-9-0		2-1-0		5-6-0											
8-7-0		0-0-0		1-3-0		HOME		2-2-0		2-1-0		3-1-0											
4-13-0		0-1-0		0-0-		AWAY		2-7-0		0-0-0		2-5-0											
0-0-0		0-0-0		0-0-0		NEUTRAL		0-0-0		0-0-0		0-0-0											
11-7-0		1-2-0		2-1-0		CONFERENCE		0-0-0		0-0-0		8-4-0											
6-3-0		0-0-0		2-1-0		HOME		0-0-0		0-0-0		4-2-0											
5-4-0		1-2-0		0-0-0		AWAY		0-0-0		0-0-0		4-2-0											
0-0-0		0-0-0		0-0-0		NEUTRAL		0-0-0		0-0-0		0-0-0											
RPI	S	Opponent		Score		RPI	S	Opponent		Score		RPI	S	Opponent		Score							
11	A	Stanford		2	5	39	H	Nebraska		2	3	54	H	Loyola Marymount		0	4	138	H	Wichita St.		3	0
20	A	Long Beach St.		6	3	39	H	Nebraska		3	2	54	H	Loyola Marymount		16	1	138	H	Wichita St.		0	2
20	A	Long Beach St.		2	5	39	H	Nebraska		5	6	54	H	Loyola Marymount		5	6	138	H	Wichita St.		5	4
20	A	Long Beach St.		0	3	39	H	Nebraska		4	6	60	A	UCLA		1	2	155	A	UC Irvine		2	3
						44	H	Cal St. Fullerton		4	7	60	A	UCLA		6	3	155	A	UC Irvine		6	5
						44	H	Cal St. Fullerton		13	6	60	A	UCLA		4	5	155	A	UC Irvine		3	2
						44	H	Cal St. Fullerton		8	4	71	H	Gonzaga		6	1	161	H	Hawaii		7	1
												74	A	California		1	8	161	H	Hawaii		15	5
												74	A	California		6	4	161	H	Hawaii		1	11
												74	A	California		3	4	163	A	Fresno St.		8	12
												87	A	San Diego St.		0	2	163	H	Fresno St.		3	6
												87	A	San Diego St.		4	6	165	A	UC Davis		4	1
												87	A	San Diego St.		0	5	165	A	UC Davis		0	3
																		165	A	UC Davis		9	6
																		171	H	CSUN		5	2
																		171	H	CSUN		3	12
																		171	H	CSUN		6	5
																		178	A	CSU Bakersfield		10	2
																		178	H	CSU Bakersfield		9	7
																		193	A	Pepperdine		1	6
																		193	H	Pepperdine		5	3
																		248	A	Pacific		0	16
																		248	A	Pacific		3	8
																		248	A	Pacific		0	2
																		265	A	Santa Clara		11	7
																		265	H	Santa Clara		15	0
				LAST 10 GAMES																			
						171	H	CSUN		3	12	20	A	Long Beach St.		6	3	248	A	Pacific		3	8
						171	H	CSUN		5	2	20	A	Long Beach St.		0	3	248	A	Pacific		0	2
						171	H	CSUN		6	5	193	H	Pepperdine		5	3	265	A	Santa Clara		11	7
						193	A	Pepperdine		1	6	60	A	UCLA		4	5	265	H	Santa Clara		15	0
						20	A	Long Beach St.		2	5	60	A	UCLA		6	3						

Non-Div. I Games:

Cal Poly

Average RPI Win: 202		WON-LOST	WINNING	LAST 10	STRENGTH OF		OPP. STRENGTH	TEAM	ADJ	CONF.	ADJ CONF.
Average RPI Loss: 144		RECORD	PCT. RANK	GAMES	SCHEDULE		OF SCHEDULE	RPI	RPI	RPI	RPI
DIV. I ONLY		31-20-0	.60784	67	5-5-0		200	212	123	.50974	123
DIV. I NON-CONF.		15-10-0	.6	87	1-1-0		197	258	133	.509	133
TOTALS		RPI 1-25	RPI 26-50		W-L RECORDS		RPI 51-100		RPI 101-150		RPI 150+
31-20-0	1-2-0	0-1-0		OVERALL		1-2-0		4-4-0		25-11-0	
21-5-0	0-0-0	0-0-0		HOME		0-0-0		3-1-0		18-4-0	
7-13-0	1-2-0	0-1-0		AWAY		0-0-0		1-3-0		5-7-0	
3-2-0	0-0-0	0-0-0		NEUTRAL		1-2-0		0-0-0		2-0-0	
15-10-0	1-2-0	0-1-0		NON-CONFERENCE		1-2-0		0-2-0		13-3-0	
9-2-0	0-0-0	0-0-0		HOME		0-0-0		0-1-0		9-1-0	
3-6-0	1-2-0	0-0-0		AWAY		0-0-0		0-1-0		2-2-0	
3-2-0	0-0-0	0-0-0		NEUTRAL		1-2-0		0-0-0		2-0-0	
16-10-0	0-0-0	0-0-0		CONFERENCE		0-0-0		4-2-0		12-8-0	
12-3-0	0-0-0	0-0-0		HOME		0-0-0		3-0-0		9-3-0	
4-7-0	0-0-0	0-0-0		AWAY		0-0-0		1-2-0		3-5-0	
0-0-0	0-0-0	0-0-0		NEUTRAL		0-0-0		0-0-0		0-0-0	
RPI S	Opponent	Score		RPI S	Opponent	Score		RPI S	Opponent	Score	
3 A	Louisville	2	20	40 A	Tennessee	3	4	77 N	Jacksonville	5	2
19 A	West Virginia	1	5					77 N	Jacksonville	0	6
24 A	Mississippi St.	13	8					97 N	Iowa	7	14
				LAST 10 GAMES							
				40 A	Tennessee	3	4	101 A	Jacksonville St.	11	8
				175 H	Murray St.	11	12	101 A	Jacksonville St.	3	10
				175 H	Murray St.	19	7	222 H	Ohio	15	14
				175 H	Murray St.	15	11	189 H	Eastern Ill.	16	15
				101 A	Jacksonville St.	1	8	189 H	Eastern Ill.	8	9
								189 H	Eastern Ill.	7	14
								196 N	Alabama St.	7	5
								196 N	Alabama St.	8	1
								214 A	UT Martin	6	18
								214 A	UT Martin	5	9
								214 A	UT Martin	0	1
								221 A	Miami (OH)	0	8
								222 A	Ohio	3	1
								222 H	Ohio	15	14

Non-Div. I Games: West Va. Tech 19 6

Morehead St.

Morehead St.

Average RPI Win:		172	WON-LOST RECORD		WINNING PCT. RANK	LAST 10 GAMES	STRENGTH OF SCHEDULE		OPP. STRENGTH OF SCHEDULE	TEAM RPI	ADJ RPI	CONF. RPI	ADJ CONF. RPI
Average RPI Loss:		89											
DIV. I ONLY			18-23-0		.43902 208	8-2-0	117		84	124	.50967 124	14	14
DIV. I NON-CONF.			6-14-0		.3 253	1-0-0	47		4	121	.51433 120	9	9
TOTALS		RPI 1-25	RPI 26-50		W-L RECORDS		RPI 51-100		RPI 101-150		RPI 150+		
18-23-0	0-7-0		1-2-0		OVERALL		1-4-0		2-5-0		14-5-0		
4-8-0	0-0-0		0-0-0		HOME		0-0-0		1-5-0		3-3-0		
14-13-0	0-7-0		1-0-0		AWAY		1-4-0		1-0-0		11-2-0		
0-2-0	0-0-0		0-2-0		NEUTRAL		0-0-0		0-0-0		0-0-0		
6-14-0	0-7-0		1-2-0		NON-CONFERENCE		1-2-0		1-0-0		3-3-0		
0-1-0	0-0-0		0-0-0		HOME		0-0-0		0-0-0		0-1-0		
6-11-0	0-7-0		1-0-		AWAY		1-2-0		1-0-0		3-2-0		
0-2-0	0-0-0		0-2-0		NEUTRAL		0-0-0		0-0-0		0-0-0		
12-9-0	0-0-0		0-0-0		CONFERENCE		0-2-0		1-5-0		11-2-0		
4-7-0	0-0-0		0-0-0		HOME		0-0-0		1-5-0		3-2-0		
8-2-0	0-0-0		0-0-0		AWAY		0-2-0		0-0-0		8-0-0		
0-0-0	0-0-0		0-0-0		NEUTRAL		0-0-0		0-0-0		0-0-0		
RPI S	Opponent	Score	RPI S	Opponent	Score	RPI S	Opponent	Score	RPI S	Opponent	Score		
5 A	Florida	2 7	31 A	St. John's (NY)	7 4	53 A	Yale	3 6	106 A	Rutgers	13 7		
5 A	Florida	4 8	38 N	South Ala.	1 4	53 A	Yale	4 5	117 H	Cornell	7 8		
5 A	Florida	0 7	38 N	South Ala.	3 4	81 A	Tulane	11 5	117 H	Cornell	5 9		
14 A	Southern Miss.	3 4				81 A	Tulane	0 7	117 H	Cornell	8 7		
14 A	Southern Miss.	5 20				81 A	Tulane	7 8	117 H	Cornell	6 12		
24 A	Mississippi St.	8 11							121 H	Dartmouth	2 6		
24 A	Mississippi St.	4 5							121 H	Dartmouth	2 9		
									181 A	Princeton	21 5		
									181 A	Princeton	6 4		
									181 A	Princeton	5 4		
									181 A	Princeton	15 2		
									185 H	Harvard	2 0		
									185 H	Harvard	5 1		
									203 A	Penn	7 5		
									203 A	Penn	14 4		
									203 H	Penn	6 7		
									203 H	Penn	3 6		
									203 H	Penn	12 7		
									205 A	Penn St.	4 2		
									205 A	Penn St.	6 10		
									205 A	Penn St.	8 5		
									205 A	Penn St.	7 11		
									207 H	Monmouth	12 17		
									209 A	Fordham	6 1		
									218 A	Brown	3 1		
									218 A	Brown	9 5		
			LAST 10 GAMES										
			203 H	Penn	3 6	106 A	Rutgers	13 7					
			203 A	Penn	7 5	181 A	Princeton	21 5					
			203 A	Penn	14 4	181 A	Princeton	15 2					
			203 H	Penn	12 7	181 A	Princeton	5 4					
			203 H	Penn	6 7	181 A	Princeton	6 4					

Non-Div. I Games:

Columbia

Average RPI Win:		185	WON-LOST RECORD		WINNING PCT. RANK	LAST 10 GAMES	STRENGTH OF SCHEDULE		OPP. STRENGTH OF SCHEDULE	TEAM RPI	ADJ RPI	CONF. RPI	ADJ CONF. RPI								
Average RPI Loss:		104																			
DIV. I ONLY			29-23-0		.55769	100	6-4-0		179	112	126	.50844	125	11	11						
DIV. I NON-CONF.			14-11-0		.56	110	2-0-0		198	126	149	.50089	149	12	12						
TOTALS		RPI 1-25		RPI 26-50		W-L RECORDS		RPI 51-100		RPI 101-150		RPI 150+									
29-23-0		0-5-0		0-6-0		OVERALL		6-3-0		5-2-0		18-7-0									
18-8-0		0-0-0		0-3-0		HOME		4-2-0		3-1-0		11-2-0									
11-14-0		0-5-0		0-3-0		AWAY		2-1-0		2-1-0		7-4-0									
0-1-0		0-0-0		0-0-0		NEUTRAL		0-0-0		0-0-0		0-1-0									
14-11-0		0-5-0		0-0-0		NON-CONFERENCE		3-3-0		1-0-0		10-3-0									
10-4-0		0-0-0		0-0-0		HOME		1-2-0		1-0-0		8-2-0									
4-6-0		0-5-0		0-0-		AWAY		2-1-0		0-0-0		2-0-0									
0-1-0		0-0-0		0-0-0		NEUTRAL		0-0-0		0-0-0		0-1-0									
15-12-0		0-0-0		0-6-0		CONFERENCE		3-0-0		4-2-0		8-4-0									
8-4-0		0-0-0		0-3-0		HOME		3-0-0		2-1-0		3-0-0									
7-8-0		0-0-0		0-3-0		AWAY		0-0-0		2-1-0		5-4-0									
0-0-0		0-0-0		0-0-0		NEUTRAL		0-0-0		0-0-0		0-0-0									
RPI	S	Opponent		Score		RPI	S	Opponent		Score		RPI	S	Opponent		Score					
15	A	Missouri St.		0	5	28	A	Southeastern La.		3	10	61	H	DBU		0	4				
15	A	Missouri St.		3	5	28	A	Southeastern La.		3	10	61	H	DBU		1	7				
15	A	Missouri St.		0	4	28	A	Southeastern La.		2	3	61	H	DBU		10	4				
23	A	Vanderbilt		5	10	42	H	McNeese		3	5	68	H	Sam Houston St.		3	2				
23	A	Vanderbilt		1	9	42	H	McNeese		3	6	68	H	Sam Houston St.		7	5				
						42	H	McNeese		3	5	68	H	Sam Houston St.		5	3				
												73	A	Oklahoma St.		11	5				
												95	A	Tennessee Tech		10	6				
												95	A	Tennessee Tech		6	11				
														140 H Southeast Mo. St.		5	4				
														189 H Eastern Ill.		2	4				
														189 H Eastern Ill.		6	1				
														189 H Eastern Ill.		10	6				
														189 H Eastern Ill.		8	1				
														198 A A&M-Corpus Christi		8	4				
														198 A A&M-Corpus Christi		2	3				
														198 A A&M-Corpus Christi		15	13				
														216 A Little Rock		5	1				
														216 H Little Rock		12	3				
														216 N Little Rock		6	11				
														227 A Northwestern St.		1	0				
														227 A Northwestern St.		2	3				
														227 A Northwestern St.		9	3				
														264 H Evansville		3	9				
														264 H Evansville		16	9				
														264 H Evansville		10	9				
														267 H Abilene Christian		2	1				
														267 H Abilene Christian		10	2				
														267 H Abilene Christian		16	8				
														274 A Incarnate Word		15	10				
				LAST 10 GAMES																	
				216	A	Little Rock		5	1	267	H	Abilene Christian		10	2	264	H	Evansville		16	9
				28	A	Southeastern La.		2	3	267	H	Abilene Christian		16	8	267	H	Abilene Christian		2	1
				28	A	Southeastern La.		3	10	267	H	Abilene Christian		2	1	267	H	Abilene Christian		10	2
				28	A	Southeastern La.		3	10	198	A	A&M-Corpus Christi		2	3	267	H	Abilene Christian		16	8
				284	A	Ark.-Pine Bluff		6	5	198	A	A&M-Corpus Christi		15	13	274	A	Incarnate Word		15	10

Non-Div. I Games:

Central Ark.

RPI	S	Opponent	Score	
274	A	Incarnate Word	8	9
274	A	Incarnate Word	3	5
284	A	Ark.-Pine Bluff	6	5
284	H	Ark.-Pine Bluff	9	3
293	H	Mississippi Val.	9	2

Central Ark.

C
e
n
t
r
a
l
A
r
k
.

C
e
n
t
r
a
l
A
r
k
.

Average RPI Win: 169		WON-LOST RECORD	WINNING PCT. RANK	LAST 10 GAMES	STRENGTH OF SCHEDULE	OPP. STRENGTH OF SCHEDULE	TEAM RPI	ADJ RPI	CONF. RPI	ADJ CONF. RPI	
Average RPI Loss: 134											
DIV. I ONLY		27-24-0	.52941 119	4-6-0	173	155	127	.50819 126	7	7	
DIV. I NON-CONF.		17-13-0	.56667 104	3-1-0	233	253	134	.50807 134	7	7	
TOTALS		RPI 1-25	RPI 26-50		W-L RECORDS		RPI 51-100		RPI 101-150		RPI 150+
27-24-0	0-1-0		2-4-0		OVERALL		2-2-0		8-4-0		15-13-0
10-10-0	0-0-0		2-4-0		HOME		1-0-0		3-0-0		4-6-0
16-14-0	0-1-0		0-0-0		AWAY		1-2-0		5-4-0		10-7-0
1-0-0	0-0-0		0-0-0		NEUTRAL		0-0-0		0-0-0		1-0-0
17-13-0	0-1-0		0-0-0		NON-CONFERENCE		1-0-0		2-1-0		14-11-0
4-4-0	0-0-0		0-0-0		HOME		1-0-0		0-0-0		3-4-0
12-9-0	0-1-0		0-0-		AWAY		0-0-0		2-1-0		10-7-0
1-0-0	0-0-0		0-0-0		NEUTRAL		0-0-0		0-0-0		1-0-0
10-11-0	0-0-0		2-4-0		CONFERENCE		1-2-0		6-3-0		1-2-0
6-6-0	0-0-0		2-4-0		HOME		0-0-0		3-0-0		1-2-0
4-5-0	0-0-0		0-0-0		AWAY		1-2-0		3-3-0		0-0-0
0-0-0	0-0-0		0-0-0		NEUTRAL		0-0-0		0-0-0		0-0-0
RPI S	Opponent	Score	RPI S	Opponent	Score	RPI S	Opponent	Score	RPI S	Opponent	Score
3 A	Louisville	2 13	30 H	Indiana	6 5	76 H	Kent St.	3 2	106 A	Rutgers	6 7
			30 H	Indiana	7 3	97 A	Iowa	2 7	106 A	Rutgers	7 6
			30 H	Indiana	9 14	97 A	Iowa	2 0	106 A	Rutgers	2 8
			32 H	Michigan	0 2	97 A	Iowa	1 5	132 H	Illinois	4 2
			32 H	Michigan	4 9				132 H	Illinois	4 1
			32 H	Michigan	1 5				132 H	Illinois	2 1
									140 A	Southeast Mo. St.	4 0
									140 A	Southeast Mo. St.	7 17
									140 A	Southeast Mo. St.	13 5
									148 A	Ohio St.	6 1
									148 A	Ohio St.	2 1
									148 A	Ohio St.	2 13
									154 H	Butler	2 4
									159 H	Saint Louis	5 2
									159 H	Saint Louis	4 3
									160 A	Ball St.	16 4
									160 H	Ball St.	3 5
									166 A	Indiana St.	10 7
									166 H	Indiana St.	2 5
									171 A	CSUN	9 3
									171 A	CSUN	4 5
									171 A	CSUN	1 4
									171 A	CSUN	8 16
									187 A	Texas St.	5 14
									187 A	Texas St.	11 13
									187 A	Texas St.	9 3
									187 A	Texas St.	12 8
LAST 10 GAMES			298 N Fort Wayne 9 7			202 H Northwestern 7 8			202 H Northwestern 2 1		
			32 H Michigan 1 5			202 H Northwestern 2 7			187 A Texas St. 5 14		
			32 H Michigan 4 9			202 H Northwestern 2 7			187 A Texas St. 11 13		
			32 H Michigan 0 2			159 H Saint Louis 4 3			187 A Texas St. 9 3		
			154 H Butler 2 4			159 H Saint Louis 5 2			187 A Texas St. 12 8		

Non-Div. I Games:

Purdue

RPI	S	Opponent	Score	
200	H	Valparaiso	1	5
202	H	Northwestern	7	8
202	H	Northwestern	2	1
202	H	Northwestern	2	7
216	A	Little Rock	0	13
216	A	Little Rock	0	2
216	A	Little Rock	6	4
265	A	Santa Clara	3	0
265	A	Santa Clara	8	7
265	A	Santa Clara	10	5
265	A	Santa Clara	12	4
298	H	Fort Wayne	18	0
298	N	Fort Wayne	9	7

Purdue

[illegible]

Non-Div. I Games:	Viterbo	9	2
-------------------	---------	---	---

Ill.-Chicago

RPI	S	Opponent	Score	
260	H	Northern Ill.	6	1
269	A	Youngstown St.	6	2
269	A	Youngstown St.	23	2
269	H	Youngstown St.	3	0
269	H	Youngstown St.	10	2
269	H	Youngstown St.	1	0
278	N	Grambling	9	3
282	A	Chicago St.	4	3
282	H	Chicago St.	7	0
282	H	Chicago St.	8	0
285	N	Prairie View	6	1
285	N	Prairie View	4	5

Ill.-Chicago

I
l
l
.
-
C
h
i
c
a
g
o

I
l
l
.
-
C
h
i
c
a
g
o

Average RPI Win: 174		WON-LOST	WINNING	LAST 10	STRENGTH OF		OPP. STRENGTH	TEAM	ADJ	CONF.	ADJ CONF.
Average RPI Loss: 63		RECORD	PCT. RANK	GAMES	SCHEDULE		OF SCHEDULE	RPI	RPI	RPI	RPI
DIV. I ONLY		22-28-0	.44	204	59		69	129	.50772	128	3
DIV. I NON-CONF.		14-9-0	.6087	77	206		249	136	.50665	136	4
TOTALS		RPI 1-25	RPI 26-50		W-L RECORDS		RPI 51-100		RPI 101-150		RPI 150+
22-28-0		1-10-0	0-3-0		OVERALL		5-10-0		3-2-0		13-3-0
12-12-0		1-3-0	0-3-0		HOME		5-5-0		0-0-0		6-1-0
4-14-0		0-7-0	0-0-0		AWAY		0-4-0		2-1-0		2-2-0
6-2-0		0-0-0	0-0-0		NEUTRAL		0-1-0		1-1-0		5-0-0
14-9-0		0-2-0	0-0-0		NON-CONFERENCE		0-3-0		1-1-0		13-3-0
6-3-0		0-1-0	0-0-0		HOME		0-1-0		0-0-0		6-1-0
2-4-0		0-1-0	0-0-0		AWAY		0-1-0		0-0-0		2-2-0
6-2-0		0-0-0	0-0-0		NEUTRAL		0-1-0		1-1-0		5-0-0
8-19-0		1-8-0	0-3-0		CONFERENCE		5-7-0		2-1-0		0-0-0
6-9-0		1-2-0	0-3-0		HOME		5-4-0		0-0-0		0-0-0
2-10-0		0-6-0	0-0-0		AWAY		0-3-0		2-1-0		0-0-0
0-0-0		0-0-0	0-0-0		NEUTRAL		0-0-0		0-0-0		0-0-0
RPI S	Opponent	Score	RPI S	Opponent	Score	RPI S	Opponent	Score	RPI S	Opponent	Score
2 H	North Carolina	2 5	36 H	North Carolina St.	4 7	55 H	Miami (FL)	0 1	102 N	Wright St.	1 3
2 H	North Carolina	11 9	36 H	North Carolina St.	6 14	55 H	Miami (FL)	10 3	110 A	Duke	6 2
2 H	North Carolina	1 3	36 H	North Carolina St.	6 8	55 H	Miami (FL)	3 5	110 A	Duke	9 8
3 A	Louisville	2 8				57 A	Georgia Tech	3 4	110 A	Duke	0 14
3 A	Louisville	1 3				57 A	Georgia Tech	2 5	148 N	Ohio St.	7 2
3 A	Louisville	0 3				57 A	Georgia Tech	7 8	153 N	Delaware	5 3
13 A	Virginia	3 4				76 A	Kent St.	6 7	153 N	Delaware	3 2
13 A	Virginia	1 12				76 H	Kent St.	8 12	156 A	Wofford	3 4
13 A	Virginia	2 5				96 H	Notre Dame	2 1	205 A	Penn St.	9 1
19 A	West Virginia	0 2				96 H	Notre Dame	3 4	205 H	Penn St.	3 2
19 H	West Virginia	4 8				96 H	Notre Dame	5 10	228 H	SIUE	7 6
						99 H	Virginia Tech	8 2	228 H	SIUE	17 5
						99 H	Virginia Tech	9 5	228 H	SIUE	4 6
						99 H	Virginia Tech	3 2	246 N	Siena	6 4
						100 N	Kansas St.	4 5	246 N	Siena	11 5
									246 N	Siena	8 2
									253 A	USC Upstate	5 9
									253 A	USC Upstate	3 1
									269 H	Youngstown St.	3 2
									288 H	UMES	9 4
									288 H	UMES	20 1
LAST 10 GAMES											
19 A	West Virginia	0 2	57 A	Georgia Tech	2 5						
36 H	North Carolina St.	6 14	57 A	Georgia Tech	3 4						
36 H	North Carolina St.	6 8	57 A	Georgia Tech	7 8						
36 H	North Carolina St.	4 7	288 H	UMES	20 1						
269 H	Youngstown St.	3 2	288 H	UMES	9 4						

Non-Div. I Games:

Pittsburgh

M
a
r
i
s
t

Marist

RPI	S	Opponent	Score	
215	A	Holy Cross	6	2
225	N	Bucknell	10	8
225	N	Bucknell	5	0
225	N	Bucknell	3	7
239	N	Army West Point	1	4
243	H	Rider	5	1
243	H	Rider	1	3
243	H	Rider	10	1
244	A	Quinnipiac	0	2
244	A	Quinnipiac	2	4
244	A	Quinnipiac	4	7
261	N	Iona	10	3
261	N	Iona	1	3
261	N	Iona	5	1
299	A	Saint Peter's	27	6
299	A	Saint Peter's	17	6
299	A	Saint Peter's	6	2

Marist

New
Orleans

New Orleans

RPI	S	Opponent	Score	
278	N	Grambling	10	1
285	H	Prairie View	14	0
286	H	Alcorn	14	0
286	H	Alcorn	10	0
286	H	Alcorn	7	6
292	H	Southern U.	5	0

New Orleans

N
e
w
O
r
l
e
a
n
s

N
e
w
O
r
l
e
a
n
s

Average RPI Win: 186		WON-LOST	WINNING	LAST 10	STRENGTH OF		OPP. STRENGTH	TEAM	ADJ	CONF.	ADJ CONF.
Average RPI Loss: 153		RECORD	PCT. RANK	GAMES	SCHEDULE		OF SCHEDULE	RPI	RPI	RPI	RPI
DIV. I ONLY		27-20-0	.57447	89	7-3-0		201	170	132	.50691	131
DIV. I NON-CONF.		14-9-0	.6087	77	1-1-0		240	196	138	.50563	138
TOTALS		RPI 1-25	RPI 26-50		W-L RECORDS		RPI 51-100		RPI 101-150		RPI 150+
27-20-0		1-1-0	0-0-0		OVERALL		1-5-0		4-3-0		21-11-0
15-8-0		0-1-0	0-0-0		HOME		0-0-0		2-0-0		13-7-0
12-12-0		1-0-0	0-0-0		AWAY		1-5-0		2-3-0		8-4-0
0-0-0		0-0-0	0-0-0		NEUTRAL		0-0-0		0-0-0		0-0-0
14-9-0		1-1-0	0-0-0		NON-CONFERENCE		0-0-0		4-3-0		9-5-0
6-5-0		0-1-0	0-0-0		HOME		0-0-0		2-0-0		4-4-0
8-4-0		1-0-0	0-0-		AWAY		0-0-0		2-3-0		5-1-0
0-0-0		0-0-0	0-0-0		NEUTRAL		0-0-0		0-0-0		0-0-0
13-11-0		0-0-0	0-0-0		CONFERENCE		1-5-0		0-0-0		12-6-0
9-3-0		0-0-0	0-0-0		HOME		0-0-0		0-0-0		9-3-0
4-8-0		0-0-0	0-0-0		AWAY		1-5-0		0-0-0		3-3-0
0-0-0		0-0-0	0-0-0		NEUTRAL		0-0-0		0-0-0		0-0-0
RPI S	Opponent	Score		RPI S	Opponent	Score		RPI S	Opponent	Score	
9 A	Wake Forest	5	3					62 A	Liberty	1	11
9 H	Wake Forest	8	18					62 A	Liberty	7	4
								62 A	Liberty	2	14
								90 A	Winthrop	3	7
								90 A	Winthrop	5	12
								90 A	Winthrop	0	4
								144 A	UNCW	3	7
								145 A	Davidson	12	11
								145 H	Davidson	7	0
								146 H	UNCG	1	0
								149 A	Stetson	4	3
								149 A	Stetson	0	1
								149 A	Stetson	4	5
								151 A	Kennesaw St.	7	6
								151 A	Kennesaw St.	6	3
								151 A	Kennesaw St.	4	5
								152 A	Presbyterian	1	13
								152 A	Presbyterian	3	2
								152 A	Presbyterian	13	1
								172 A	Radford	6	5
								172 A	Radford	2	3
								172 A	Radford	1	8
								179 H	Gardner-Webb	12	7
								179 H	Gardner-Webb	2	7
								179 H	Gardner-Webb	6	4
								194 A	Elon	5	3
								194 H	Elon	8	14
								199 A	N.C. A&T	9	5
								204 H	UNC Asheville	5	2
								204 H	UNC Asheville	1	3
								204 H	UNC Asheville	7	0
								212 H	Campbell	10	4
								212 H	Campbell	9	7
LAST 10 GAMES											
				172 A	Radford	1	8	234 H	Charleston So.	4	1
				172 A	Radford	2	3	234 H	Charleston So.	5	1
				172 A	Radford	6	5	144 A	UNCW	3	7
				9 A	Wake Forest	5	3	152 A	Presbyterian	13	1
				234 H	Charleston So.	4	2	152 A	Presbyterian	3	2

Non-Div. I Games:

High Point

RPI	S	Opponent	Score	
212	H	Campbell	7	9
234	H	Charleston So.	5	1
234	H	Charleston So.	4	2
234	H	Charleston So.	4	1
239	H	Army West Point	3	2
239	H	Army West Point	4	2
239	H	Army West Point	3	7
255	A	N.C. Central	10	6
255	H	N.C. Central	5	11
289	H	NJIT	11	0
289	H	NJIT	2	4
289	H	NJIT	6	5

High Point

H
i
g
h
P
o
i
n
t

H
i
g
h
P
o
i
n
t

Average RPI Win:		149	WON-LOST RECORD		WINNING PCT. RANK		LAST 10 GAMES		STRENGTH OF SCHEDULE		OPP. STRENGTH OF SCHEDULE		TEAM RPI		ADJ RPI		CONF. RPI		ADJ CONF. RPI			
DIV. I ONLY			22-26-0		.45833 184		6-4-0		91		132		133		.50671 132		7 7					
DIV. I NON-CONF.			14-13-0		.51852 136		1-0-0		157		194		145		.50274 145		7 7					
TOTALS		RPI 1-25		RPI 26-50		W-L RECORDS		RPI 51-100		RPI 101-150		RPI 150+										
22-26-0		0-1-0		4-5-0		OVERALL		4-7-0		1-7-0		13-6-0										
10-9-0		0-0-0		2-1-0		HOME		0-3-0		0-0-0		8-5-0										
10-14-0		0-0-0		2-4-0		AWAY		3-3-0		1-7-0		4-0-0										
2-3-0		0-1-0		0-0-0		NEUTRAL		1-1-0		0-0-0		1-1-0										
14-13-0		0-1-0		1-2-0		NON-CONFERENCE		2-3-0		0-2-0		11-5-0										
6-4-0		0-0-0		0-0-0		HOME		0-0-0		0-0-0		6-4-0										
6-6-0		0-0-0		1-0-		AWAY		1-2-0		0-2-0		4-0-0										
2-3-0		0-1-0		0-0-0		NEUTRAL		1-1-0		0-0-0		1-1-0										
8-13-0		0-0-0		3-3-0		CONFERENCE		2-4-0		1-5-0		2-1-0										
4-5-0		0-0-0		2-1-0		HOME		0-3-0		0-0-0		2-1-0										
4-8-0		0-0-0		1-2-0		AWAY		2-1-0		1-5-0		0-0-0										
0-0-0		0-0-0		0-0-0		NEUTRAL		0-0-0		0-0-0		0-0-0										
RPI	S	Opponent		Score		RPI	S	Opponent		Score		RPI	S	Opponent		Score						
22	N	Houston		5	11	32	A	Michigan		0	7	65	N	Missouri		6	7	106	A	Rutgers	7	5
						32	A	Michigan		7	5	65	N	Missouri		5	3	106	A	Rutgers	3	8
						32	A	Michigan		8	9	66	A	Fla. Atlantic		14	4	106	A	Rutgers	7	8
						35	H	Maryland		4	9	66	A	Fla. Atlantic		2	16	108	A	Lamar University	9	15
						35	H	Maryland		8	6	66	A	Fla. Atlantic		10	11	108	A	Lamar University	1	2
						35	H	Maryland		6	2	69	A	Minnesota		9	5	126	A	Purdue	1	2
						46	A	Coastal Caro.		0	6	69	A	Minnesota		4	5	126	A	Purdue	1	4
						46	A	Coastal Caro.		2	3	69	A	Minnesota		14	1	126	A	Purdue	2	4
						46	A	Coastal Caro.		7	6	79	H	Michigan St.		6	17	166	H	Indiana St.	5	2
												79	H	Michigan St.		4	12	166	H	Indiana St.	2	1
												79	H	Michigan St.		1	12	166	H	Indiana St.	6	4
																		190	A	Southern Ill.	6	5
																		190	H	Southern Ill.	5	8
																		190	H	Southern Ill.	1	3
																		191	A	Bradley	8	6
																		191	H	Bradley	0	2
																		198	A	A&M-Corpus Christi	15	14
																		202	H	Northwestern	10	8
																		202	H	Northwestern	4	3
																		202	H	Northwestern	4	11
																		223	H	Toledo	11	5
																		223	H	Toledo	4	10
																		236	H	Western Mich.	13	3
																		242	N	Milwaukee	2	4
																		242	N	Milwaukee	10	2
																		281	A	Illinois St.	6	5
																		281	H	Illinois St.	7	1

Non-Div. I Games:

Illinois

Average RPI Win:		203	WON-LOST RECORD		WINNING PCT. RANK		LAST 10 GAMES		STRENGTH OF SCHEDULE		OPP. STRENGTH OF SCHEDULE		TEAM RPI		ADJ RPI		CONF. RPI		ADJ CONF. RPI				
DIV. I ONLY			27-23-0		.54	113	5-5-0		185		207		125		.50665		133	23		23			
DIV. I NON-CONF.			12-17-0		.41379	205	1-2-0		111		160		146		.50091		148	19		19			
TOTALS		RPI 1-25		RPI 26-50			W-L RECORDS			RPI 51-100			RPI 101-150			RPI 150+							
27-23-0		2-1-0		1-5-0			OVERALL			1-6-0			0-0-0			23-11-0							
11-4-0		2-1-0		1-0-0			HOME			0-1-0			0-0-0			8-2-0							
14-15-0		0-0-0		0-5-0			AWAY			1-3-0			0-0-0			13-6-0							
2-4-0		0-0-0		0-0-0			NEUTRAL			0-2-0			0-0-0			2-2-0							
12-17-0		2-1-0		1-5-0			NON-CONFERENCE			0-4-0			0-0-0			9-7-0							
4-2-0		2-1-0		1-0-0			HOME			0-1-0			0-0-0			1-0-0							
6-11-0		0-0-0		0-0-			AWAY			0-1-0			0-0-0			6-5-0							
2-4-0		0-0-0		0-0-0			NEUTRAL			0-2-0			0-0-0			2-2-0							
15-6-0		0-0-0		0-0-0			CONFERENCE			1-2-0			0-0-0			14-4-0							
7-2-0		0-0-0		0-0-0			HOME			0-0-0			0-0-0			7-2-0							
8-4-0		0-0-0		0-0-0			AWAY			1-2-0			0-0-0			7-2-0							
0-0-0		0-0-0		0-0-0			NEUTRAL			0-0-0			0-0-0			0-0-0							
RPI	S	Opponent		Score		RPI	S	Opponent		Score		RPI	S	Opponent		Score		RPI	S	Opponent		Score	
15	H	Missouri St.		1	12	27	A	UCF		1	21	76	A	Kent St.		7	9	168	N	Northeastern		8	9
15	H	Missouri St.		7	4	27	A	UCF		3	7	76	A	Kent St.		5	6	195	A	ETSU		6	7
15	H	Missouri St.		2	1	27	A	UCF		4	5	76	A	Kent St.		7	4	195	A	ETSU		8	7
						32	A	Michigan		4	13	79	A	Michigan St.		2	11	195	A	ETSU		6	18
						32	A	Michigan		2	4	79	H	Michigan St.		0	7	202	A	Northwestern		5	3
						32	H	Michigan		4	3	83	N	Boston College		4	5	202	A	Northwestern		1	5
												96	N	Notre Dame		3	8	202	A	Northwestern		7	5
																		202	A	Northwestern		5	1
																		206	N	Georgetown		9	7
																		221	H	Miami (OH)		5	1
																		221	H	Miami (OH)		6	4
																		221	H	Miami (OH)		13	7
																		222	A	Ohio		4	2
																		222	A	Ohio		10	8
																		222	A	Ohio		6	2
																		223	A	Toledo		4	1
																		223	A	Toledo		7	11
																		223	A	Toledo		15	0
																		232	H	Oakland		9	7
																		232	N	Oakland		8	4
																		236	H	Western Mich.		2	11
																		236	H	Western Mich.		7	5
																		236	H	Western Mich.		10	4
																		260	H	Northern Ill.		3	1
																		260	H	Northern Ill.		6	18
																		260	H	Northern Ill.		12	9
																		260	H	Northern Ill.		12	9
																		76	A	Kent St.		5	6
																		263	N	Villanova		3	4

Non-Div. I Games: Baldwin Wallace 15 5 Madonna 4 6

Central Mich.

RPI	S	Opponent	Score	
272	A	Bowling Green	8	2
272	A	Bowling Green	2	3
272	A	Bowling Green	8	7
274	A	Incarnate Word	10	11
274	A	Incarnate Word	4	10
274	A	Incarnate Word	25	5
274	A	Incarnate Word	5	2

Central Mich.

C
e
n
t
r
a
l
M
i
c
h
.

C
e
n
t
r
a
l
M
i
c
h
.

Average RPI Win: 214		WON-LOST RECORD	WINNING PCT. RANK	LAST 10 GAMES	STRENGTH OF SCHEDULE	OPP. STRENGTH OF SCHEDULE	TEAM RPI	ADJ RPI	CONF. RPI	ADJ CONF. RPI		
DIV. I ONLY		25-18-0	.5814	85	7-3-0	218	263	134	.50606	134	22	22
DIV. I NON-CONF.		11-12-0	.47826	167	2-3-0	209	296	190	.48125	190	24	24
<hr/>												
TOTALS		RPI 1-25	RPI 26-50		W-L RECORDS		RPI 51-100		RPI 101-150		RPI 150+	
25-18-0		0-0-0	0-1-0		OVERALL		2-1-0		2-4-0		21-12-0	
9-2-0		0-0-0	0-0-0		HOME		2-1-0		0-0-0		7-1-0	
11-11-0		0-0-0	0-1-0		AWAY		0-0-0		1-3-0		10-7-0	
5-5-0		0-0-0	0-0-0		NEUTRAL		0-0-0		1-1-0		4-4-0	
11-12-0		0-0-0	0-1-0		NON-CONFERENCE		0-0-0		1-2-0		10-9-0	
2-1-0		0-0-0	0-0-0		HOME		0-0-0		0-0-0		2-1-0	
4-6-0		0-0-0	0-0-		AWAY		0-0-0		0-1-0		4-4-0	
5-5-0		0-0-0	0-0-0		NEUTRAL		0-0-0		1-1-0		4-4-0	
14-6-0		0-0-0	0-0-0		CONFERENCE		2-1-0		1-2-0		11-3-0	
7-1-0		0-0-0	0-0-0		HOME		2-1-0		0-0-0		5-0-0	
7-5-0		0-0-0	0-0-0		AWAY		0-0-0		1-2-0		6-3-0	
0-0-0		0-0-0	0-0-0		NEUTRAL		0-0-0		0-0-0		0-0-0	
RPI	S	Opponent	Score	RPI	S	Opponent	Score	RPI	S	Opponent	Score	
48	A	Binghamton	6 10	56	H	Rhode Island	5 2	121	N	Dartmouth	8 7	
				56	H	Rhode Island	7 5	121	N	Dartmouth	1 13	
				56	H	Rhode Island	4 8	143	A	Canisius	4 8	
								145	A	Davidson	17 4	
								145	A	Davidson	2 9	
								145	A	Davidson	2 9	
								159	A	Saint Louis	2 4	
								159	A	Saint Louis	6 5	
								159	A	Saint Louis	4 9	
								183	N	Eastern Mich.	7 12	
								188	A	George Mason	0 1	
								188	A	George Mason	7 4	
								188	A	George Mason	2 1	
								197	N	Maine	4 3	
								197	N	Maine	4 5	
								197	N	Maine	5 6	
								203	N	Penn	4 0	
								211	H	Buffalo	4 5	
								211	H	Buffalo	1 0	
								220	A	Niagara	5 1	
								220	A	Niagara	1 2	
								220	H	Niagara	7 2	
								225	A	Bucknell	5 4	
								225	A	Bucknell	7 4	
								249	N	North Dakota St.	7 3	
								249	N	North Dakota St.	0 10	
								249	N	North Dakota St.	10 3	
LAST 10 GAMES												
143	A	Canisius	4 8	48	A	Binghamton	6 10	225	A	Bucknell	5 4	
277	A	Delaware St.	4 5	280	A	La Salle	3 0	225	A	Bucknell	7 4	
277	A	Delaware St.	8 0	280	A	La Salle	9 7	249	N	North Dakota St.	7 3	
251	H	Richmond	6 5	280	A	La Salle	8 4	249	N	North Dakota St.	0 10	
251	H	Richmond	7 2	211	H	Buffalo	1 0	249	N	North Dakota St.	10 3	

Non-Div. I Games:

St. Bonaventure

St. Bonaventure

Average RPI Win:	188	WON-LOST RECORD	WINNING PCT. RANK	LAST 10 GAMES	STRENGTH OF SCHEDULE	OPP. STRENGTH OF SCHEDULE	TEAM RPI	ADJ RPI	CONF. RPI	ADJ CONF. RPI				
Average RPI Loss:	112													
DIV. I ONLY		27-27-0	.5	147	5-5-0	140	154	135	.50515	135	12	12		
DIV. I NON-CONF.		18-12-0	.6	87	3-3-0	161	166	84	.5317	84	11	11		
<hr/>														
TOTALS	RPI 1-25	RPI 26-50		W-L RECORDS		RPI 51-100		RPI 101-150		RPI 150+				
27-27-0	0-1-0	0-2-0		OVERALL		5-14-0		2-1-0		20-9-0				
15-8-0	0-0-0	0-0-0		HOME		3-4-0		0-0-0		12-4-0				
10-19-0	0-1-0	0-2-0		AWAY		1-10-0		2-1-0		7-5-0				
2-0-0	0-0-0	0-0-0		NEUTRAL		1-0-0		0-0-0		1-0-0				
<hr/>														
18-12-0	0-1-0	0-2-0		NON-CONFERENCE		2-2-0		2-1-0		14-6-0				
9-2-0	0-0-0	0-0-0		HOME		1-0-0		0-0-0		8-2-0				
7-10-0	0-1-0	0-0-		AWAY		0-2-0		2-1-0		5-4-0				
2-0-0	0-0-0	0-0-0		NEUTRAL		1-0-0		0-0-0		1-0-0				
<hr/>														
9-15-0	0-0-0	0-0-0		CONFERENCE		3-12-0		0-0-0		6-3-0				
6-6-0	0-0-0	0-0-0		HOME		2-4-0		0-0-0		4-2-0				
3-9-0	0-0-0	0-0-0		AWAY		1-8-0		0-0-0		2-1-0				
0-0-0	0-0-0	0-0-0		NEUTRAL		0-0-0		0-0-0		0-0-0				
<hr/>														
RPI	S	Opponent	Score		RPI	S	Opponent	Score		RPI	S	Opponent	Score	
11	A	Stanford	0	4	46	A	Coastal Caro.	1	6	52	A	San Diego	4	6
					46	A	Coastal Caro.	5	7					
										52	A	San Diego	4	8
										52	A	San Diego	2	8
										54	H	Loyola Marymount	2	3
										54	H	Loyola Marymount	4	0
										54	H	Loyola Marymount	5	6
										58	H	Saint Mary's (CA)	1	2
										58	H	Saint Mary's (CA)	8	1
										58	H	Saint Mary's (CA)	3	5
										71	A	Gonzaga	3	4
										71	A	Gonzaga	7	2
										71	A	Gonzaga	1	8
										72	A	BYU	5	8
										72	A	BYU	5	11
										72	A	BYU	6	19
										74	A	California	0	1
										74	H	California	7	2
										87	A	San Diego St.	2	4
										90	N	Winthrop	11	6

Non-Div. I Games:

San Francisco

RPI	S	Opponent	Score	
265	A	Santa Clara	4	2
265	A	Santa Clara	2	3
275	H	Portland	4	0
275	H	Portland	1	4
275	H	Portland	12	2

San Francisco

Average RPI Win: 194		WON-LOST	WINNING	LAST 10	STRENGTH OF		OPP. STRENGTH	TEAM	ADJ	CONF.	ADJ CONF.
Average RPI Loss: 126		RECORD	PCT. RANK	GAMES	SCHEDULE		OF SCHEDULE	RPI	RPI	RPI	RPI
DIV. I ONLY		27-24-0	.52941	119	7-3-0		172	157	136	.5045	136
DIV. I NON-CONF.		7-20-0	.25926	263	1-1-0		112	17	233	.45947	232
TOTALS		RPI 1-25	RPI 26-50		W-L RECORDS		RPI 51-100		RPI 101-150		RPI 150+
27-24-0		0-5-0	1-1-0		OVERALL		3-5-0		4-5-0		19-8-0
15-8-0		0-1-0	0-0-0		HOME		2-3-0		1-2-0		12-2-0
12-15-0		0-3-0	1-1-0		AWAY		1-2-0		3-3-0		7-6-0
0-1-0		0-1-0	0-0-0		NEUTRAL		0-0-0		0-0-0		0-0-0
7-20-0		0-5-0	1-1-0		NON-CONFERENCE		3-5-0		1-5-0		2-4-0
4-7-0		0-1-0	0-0-0		HOME		2-3-0		1-2-0		1-1-0
3-12-0		0-3-0	1-0-		AWAY		1-2-0		0-3-0		1-3-0
0-1-0		0-1-0	0-0-0		NEUTRAL		0-0-0		0-0-0		0-0-0
20-4-0		0-0-0	0-0-0		CONFERENCE		0-0-0		3-0-0		17-4-0
11-1-0		0-0-0	0-0-0		HOME		0-0-0		0-0-0		11-1-0
9-3-0		0-0-0	0-0-0		AWAY		0-0-0		3-0-0		6-3-0
0-0-0		0-0-0	0-0-0		NEUTRAL		0-0-0		0-0-0		0-0-0
RPI S	Opponent	Score	RPI S	Opponent	Score	RPI S	Opponent	Score	RPI S	Opponent	Score
17 A	Arizona	2 3	49 A	New Mexico	3 22	58 A	Saint Mary's (CA)	11 12	105 A	New Mexico St.	9 0
17 H	Arizona	3 7	49 A	New Mexico	6 1	58 A	Saint Mary's (CA)	6 4	105 A	New Mexico St.	7 2
18 A	Arkansas	2 11				58 A	Saint Mary's (CA)	6 8	105 A	New Mexico St.	11 9
18 A	Arkansas	1 6				59 H	Kansas	3 7	135 H	San Francisco	8 11
20 N	Long Beach St.	1 9				59 H	Kansas	4 9	135 H	San Francisco	6 13
						73 H	Oklahoma St.	4 0	135 H	San Francisco	5 4
						73 H	Oklahoma St.	5 6	138 A	Wichita St.	0 1
						73 H	Oklahoma St.	6 1	138 A	Wichita St.	3 5
									138 A	Wichita St.	0 4
									178 H	CSU Bakersfield	3 2
									178 H	CSU Bakersfield	7 4
									178 H	CSU Bakersfield	8 3
									193 A	Pepperdine	2 7
									193 A	Pepperdine	0 1
									208 A	Sacramento St.	1 7
									208 A	Sacramento St.	8 2
									208 A	Sacramento St.	2 1
									233 H	San Jose St.	8 5
									233 H	San Jose St.	8 9
									238 H	Northern Colo.	12 2
									238 H	Northern Colo.	12 3
									238 H	Northern Colo.	7 0
									245 A	UNLV	4 5
									245 A	UNLV	10 8
									252 H	UTRGV	5 4
									252 H	UTRGV	9 8
									252 H	UTRGV	9 4
LAST 10 GAMES			LAST 10 GAMES			LAST 10 GAMES			LAST 10 GAMES		
262 A	Utah Valley	10 4	273 H	Seattle U	9 6	262 A	Utah Valley	2 9	273 H	Seattle U	19 0
262 A	Utah Valley	10 7	273 H	Seattle U	8 9	262 A	Utah Valley	10 7	273 H	Seattle U	8 9
233 H	San Jose St.	8 5	105 A	New Mexico St.	9 0	233 H	San Jose St.	8 5	105 A	New Mexico St.	9 0
233 H	San Jose St.	8 9	105 A	New Mexico St.	7 2	233 H	San Jose St.	8 9	105 A	New Mexico St.	7 2

Non-Div. I Games:

Grand Canyon

Grand Canyon

Average RPI Win:	131	WON-LOST RECORD		WINNING PCT. RANK		LAST 10 GAMES		STRENGTH OF SCHEDULE		OPP. STRENGTH OF SCHEDULE		TEAM RPI		ADJ RPI		CONF. RPI		ADJ CONF. RPI					
Average RPI Loss:	112																						
DIV. I ONLY		19-28-0		.40426	225	4-6-0		54		114		137		.5037	137	8		8					
DIV. I NON-CONF.		14-15-0		.48276	157	2-3-0		30		162		87		.53036	87	8		8					
<hr/>																							
TOTALS		RPI 1-25		RPI 26-50		W-L RECORDS		RPI 51-100		RPI 101-150		RPI 150+											
19-28-0		0-3-0		4-4-0		OVERALL		4-7-0		2-1-0		9-13-0											
8-13-0		0-0-0		1-2-0		HOME		0-4-0		2-1-0		5-6-0											
10-14-0		0-3-0		2-1-0		AWAY		4-3-0		0-0-0		4-7-0											
1-1-0		0-0-0		1-1-0		NEUTRAL		0-0-0		0-0-0		0-0-0											
14-15-0		0-0-0		3-2-0		NON-CONFERENCE		4-7-0		0-0-0		7-6-0											
4-8-0		0-0-0		0-0-0		HOME		0-4-0		0-0-0		4-4-0											
9-6-0		0-0-0		2-0-		AWAY		4-3-0		0-0-0		3-2-0											
1-1-0		0-0-0		1-1-0		NEUTRAL		0-0-0		0-0-0		0-0-0											
5-13-0		0-3-0		1-2-0		CONFERENCE		0-0-0		2-1-0		2-7-0											
4-5-0		0-0-0		1-2-0		HOME		0-0-0		2-1-0		1-2-0											
1-8-0		0-3-0		0-0-0		AWAY		0-0-0		0-0-0		1-5-0											
0-0-0		0-0-0		0-0-0		NEUTRAL		0-0-0		0-0-0		0-0-0											
RPI	S	Opponent		Score		RPI	S	Opponent		Score		RPI	S	Opponent		Score		RPI	S	Opponent		Score	
20	A	Long Beach St.		0 8		39	N	Nebraska		4 5		52	A	San Diego		2 10		118	H	UC Santa Barbara		5 6	
20	A	Long Beach St.		0 3		39	N	Nebraska		4 3		52	H	San Diego		1 14		118	H	UC Santa Barbara		9 5	
20	A	Long Beach St.		4 11		44	H	Cal St. Fullerton		3 2		54	A	Loyola Marymount		8 9		118	H	UC Santa Barbara		8 7	
						44	H	Cal St. Fullerton		1 6		54	H	Loyola Marymount		3 5		161	H	Hawaii		2 4	
						44	H	Cal St. Fullerton		2 15		60	A	UCLA		3 2		161	H	Hawaii		9 2	
						50	A	Utah		3 7		71	H	Gonzaga		3 10		161	H	Hawaii		4 7	
						50	A	Utah		6 2		87	A	San Diego St.		7 4		163	A	Fresno St.		4 5	
						50	A	Utah		7 5		87	H	San Diego St.		1 10		163	A	Fresno St.		4 3	
												100	A	Kansas St.		5 1		163	A	Fresno St.		6 4	
												100	A	Kansas St.		0 1		163	H	Fresno St.		5 7	
												100	A	Kansas St.		11 2		165	A	UC Davis		0 2	
																		165	A	UC Davis		3 4	
																		165	A	UC Davis		11 6	
																		171	A	CSUN		0 3	
																		171	A	CSUN		3 10	
																		171	A	CSUN		4 10	
																		178	H	CSU Bakersfield		9 15	
																		178	H	CSU Bakersfield		5 7	
																		178	H	CSU Bakersfield		11 2	
																		215	H	Holy Cross		5 2	
																		215	H	Holy Cross		4 5	
																		215	H	Holy Cross		14 6	
																		215	H	Holy Cross		9 8	
																		245	A	UNLV		7 8	
																		245	A	UNLV		11 9	
<hr/>																							
LAST 10 GAMES																							
						165	A	UC Davis		11 6		50	A	Utah		6 2		215	H	Holy Cross		9 8	
						165	A	UC Davis		0 2		50	A	Utah		3 7		245	A	UNLV		7 8	
						165	A	UC Davis		3 4		163	H	Fresno St.		5 7		245	A	UNLV		11 9	
						54	H	Loyola Marymount		3 5		118	H	UC Santa Barbara		5 6							
						50	A	Utah		7 5		118	H	UC Santa Barbara		9 5							

Non-Div. I Games:

UC Riverside

Average RPI Win: 190		WON-LOST	WINNING	LAST 10	STRENGTH OF		OPP. STRENGTH	TEAM	ADJ	CONF.	ADJ CONF.
Average RPI Loss: 81		RECORD	PCT. RANK	GAMES	SCHEDULE		OF SCHEDULE	RPI	RPI	RPI	RPI
DIV. I ONLY		26-26-0	.5	147	6-4-0		121	101	138	.50368	138
DIV. I NON-CONF.		17-17-0	.5	143	2-1-0		60	54	113	.51833	113
TOTALS		RPI 1-25	RPI 26-50		W-L RECORDS		RPI 51-100		RPI 101-150		RPI 150+
26-26-0		1-9-0	0-3-0		OVERALL		4-6-0		4-2-0		17-6-0
22-7-0		0-3-0	0-0-0		HOME		3-1-0		3-0-0		16-3-0
4-19-0		1-6-0	0-3-0		AWAY		1-5-0		1-2-0		1-3-0
0-0-0		0-0-0	0-0-0		NEUTRAL		0-0-0		0-0-0		0-0-0
17-17-0		1-6-0	0-3-0		NON-CONFERENCE		3-4-0		4-2-0		9-2-0
15-5-0		0-3-0	0-0-0		HOME		3-1-0		3-0-0		9-1-0
2-12-0		1-3-0	0-0-		AWAY		0-3-0		1-2-0		0-1-0
0-0-0		0-0-0	0-0-0		NEUTRAL		0-0-0		0-0-0		0-0-0
9-9-0		0-3-0	0-0-0		CONFERENCE		1-2-0		0-0-0		8-4-0
7-2-0		0-0-0	0-0-0		HOME		0-0-0		0-0-0		7-2-0
2-7-0		0-3-0	0-0-0		AWAY		1-2-0		0-0-0		1-2-0
0-0-0		0-0-0	0-0-0		NEUTRAL		0-0-0		0-0-0		0-0-0
RPI S	Opponent	Score	RPI S	Opponent	Score	RPI S	Opponent	Score	RPI S	Opponent	Score
4 H	Texas Tech	5 10	33 A	Louisiana Tech	2 6	59 A	Kansas	6 8	122 A	Cal Poly	2 0
4 H	Texas Tech	1 3	33 A	Louisiana Tech	10 12	59 H	Kansas	8 0	122 A	Cal Poly	0 3
4 H	Texas Tech	1 4	33 A	Louisiana Tech	1 15	61 A	DBU	8 6	122 A	Cal Poly	4 5
12 A	LSU	2 9				61 A	DBU	2 13	136 H	Grand Canyon	4 0
12 A	LSU	5 12				61 A	DBU	9 10	136 H	Grand Canyon	1 0
12 A	LSU	1 6				73 H	Oklahoma St.	3 6	136 H	Grand Canyon	5 3
15 A	Missouri St.	1 8				91 A	Oral Roberts	4 7	170 A	Creighton	3 4
15 A	Missouri St.	5 12				91 H	Oral Roberts	7 6	190 H	Southern Ill.	8 11
15 A	Missouri St.	4 13				100 A	Kansas St.	4 5	190 H	Southern Ill.	17 7
16 A	Oklahoma	4 2				100 H	Kansas St.	3 2	190 H	Southern Ill.	7 0
									191 A	Bradley	5 6
									191 A	Bradley	10 11
									191 A	Bradley	8 5
									200 H	Valparaiso	4 3
									200 H	Valparaiso	3 2
									200 H	Valparaiso	4 3
									208 H	Sacramento St.	2 3
									238 H	Northern Colo.	10 4
									238 H	Northern Colo.	11 5
									262 H	Utah Valley	6 5
									262 H	Utah Valley	4 3
									262 H	Utah Valley	16 2
			LAST 10 GAMES						264 H	Evansville	8 4
			100 H	Kansas St.	3 2	61 A	DBU	9 10	264 H	Evansville	6 0
			264 H	Evansville	8 4	61 A	DBU	2 13	264 H	Evansville	7 8
			264 H	Evansville	7 8	61 A	DBU	8 6	278 H	Omaha	8 0
			264 H	Evansville	6 0	100 A	Kansas St.	4 5	281 H	Illinois St.	11 1
			91 H	Oral Roberts	7 6	281 H	Illinois St.	12 7			

Non-Div. I Games:

Wichita St.

W
i
c
h
i
t
a
s
t
.

Which it is.

Wichita St.

Average RPI Win:		171	WON-LOST RECORD		WINNING PCT. RANK	LAST 10 GAMES		STRENGTH OF SCHEDULE		OPP. STRENGTH OF SCHEDULE	TEAM RPI	ADJ RPI	CONF. RPI	ADJ CONF. RPI			
Average RPI Loss:		95															
DIV. I ONLY			25-27-0		.48077	166	4-6-0		101		95	139	.50332	139	21	21	
DIV. I NON-CONF.			13-18-0		.41935	200	3-2-0		19		20	112	.51847	112	21	21	
TOTALS		RPI 1-25		RPI 26-50		W-L RECORDS		RPI 51-100		RPI 101-150		RPI 150+					
25-27-0		1-4-0		1-5-0		OVERALL		5-8-0		4-4-0		14-6-0					
17-13-0		1-3-0		0-1-0		HOME		3-6-0		3-1-0		10-2-0					
8-14-0		0-1-0		1-4-0		AWAY		2-2-0		1-3-0		4-4-0					
0-0-0		0-0-0		0-0-0		NEUTRAL		0-0-0		0-0-0		0-0-0					
13-18-0		1-4-0		1-5-0		NON-CONFERENCE		5-8-0		1-1-0		5-0-0					
7-11-0		1-3-0		0-1-0		HOME		3-6-0		0-1-0		3-0-0					
6-7-0		0-1-0		1-0-		AWAY		2-2-0		1-0-0		2-0-0					
0-0-0		0-0-0		0-0-0		NEUTRAL		0-0-0		0-0-0		0-0-0					
12-9-0		0-0-0		0-0-0		CONFERENCE		0-0-0		3-3-0		9-6-0					
10-2-0		0-0-0		0-0-0		HOME		0-0-0		3-0-0		7-2-0					
2-7-0		0-0-0		0-0-0		AWAY		0-0-0		0-3-0		2-4-0					
0-0-0		0-0-0		0-0-0		NEUTRAL		0-0-0		0-0-0		0-0-0					
RPI	S	Opponent		Score		RPI	S	Opponent		Score		RPI	S	Opponent		Score	
8	A	Clemson		2	7	39	A	Nebraska		1	6	76	H	Kent St.		0	5
8	H	Clemson		4	8	39	A	Nebraska		2	6	76	H	Kent St.		10	7
17	H	Arizona		3	4	39	A	Nebraska		1	10	76	H	Kent St.		5	13
17	H	Arizona		0	6	46	A	Coastal Caro.		6	5	78	A	Ga. Southern		7	14
17	H	Arizona		3	1	46	A	Coastal Caro.		7	16	78	H	Ga. Southern		4	8
						46	H	Coastal Caro.		5	8	84	H	Cincinnati		4	3
												84	H	Cincinnati		5	3
												84	H	Cincinnati		4	5
												85	H	East Carolina		7	12
												85	H	East Carolina		12	15
												88	A	Georgia		15	6
												88	A	Georgia		9	3
												88	A	Georgia		8	9
														144 H UNCW		8	7
														144 H UNCW		2	0
														144 H UNCW		7	6
														168 A Northeastern		3	4
														168 A Northeastern		3	6
														168 A Northeastern		3	6
														194 H Elon		5	3
														194 H Elon		4	6
														194 H Elon		11	2
														229 A The Citadel		10	1
														229 H The Citadel		3	2
														229 H The Citadel		3	1
														230 A James Madison		8	4
														230 A James Madison		12	11
														230 A James Madison		5	6
														234 A Charleston So.		13	5
														234 H Charleston So.		9	5
														241 H Towson		8	1
														241 H Towson		16	3
														241 H Towson		5	0
														266 H Hofstra		1	2
														266 H Hofstra		12	1
LAST 10 GAMES																	
						234	H	Charleston So.		9	5	113	A	William & Mary		0	2
						17	H	Arizona		0	6	113	A	William & Mary		4	6
						17	H	Arizona		3	4	113	A	William & Mary		6	7
						17	H	Arizona		3	1	194	H	Elon		4	6
						46	A	Coastal Caro.		6	5	194	H	Elon		5	3

Non-Div. I Games:

Col. of Charleston

RPI	S	Opponent	Score
266	H	Hofstra	4 2

Col. of Charleston

Average RPI Win:		171	WON-LOST RECORD		WINNING PCT. RANK		LAST 10 GAMES		STRENGTH OF SCHEDULE		OPP. STRENGTH OF SCHEDULE		TEAM RPI		ADJ RPI		CONF. RPI		ADJ CONF. RPI				
DIV. I ONLY			25-24-0		.5102 144		4-6-0		135		219		140		.5033 140		17		17				
DIV. I NON-CONF.			12-10-0		.54545 116		2-2-0		133		260		131		.51056 131		20		20				
TOTALS		RPI 1-25		RPI 26-50		W-L RECORDS		RPI 51-100		RPI 101-150		RPI 150+											
25-24-0		1-0-0		0-0-0		OVERALL		3-3-0		4-8-0		17-13-0											
15-7-0		1-0-0		0-0-0		HOME		1-2-0		3-3-0		10-2-0											
9-16-0		0-0-0		0-0-0		AWAY		1-0-0		1-5-0		7-11-0											
1-1-0		0-0-0		0-0-0		NEUTRAL		1-1-0		0-0-0		0-0-0											
12-10-0		1-0-0		0-0-0		NON-CONFERENCE		2-1-0		2-4-0		7-5-0											
7-3-0		1-0-0		0-0-0		HOME		0-0-0		1-2-0		5-1-0											
4-6-0		0-0-0		0-0-		AWAY		1-0-0		1-2-0		2-4-0											
1-1-0		0-0-0		0-0-0		NEUTRAL		1-1-0		0-0-0		0-0-0											
13-14-0		0-0-0		0-0-0		CONFERENCE		1-2-0		2-4-0		10-8-0											
8-4-0		0-0-0		0-0-0		HOME		1-2-0		2-1-0		5-1-0											
5-10-0		0-0-0		0-0-0		AWAY		0-0-0		0-3-0		5-7-0											
0-0-0		0-0-0		0-0-0		NEUTRAL		0-0-0		0-0-0		0-0-0											
RPI	S	Opponent		Score		RPI	S	Opponent		Score		RPI	S	Opponent		Score							
15	H	Missouri St.		5 4								101	H	Jacksonville St.		7 17							
												92	N	UT Arlington		3 5							
												92	N	UT Arlington		4 3							
												95	H	Tennessee Tech		11 9							
												95	H	Tennessee Tech		4 8							
												95	H	Tennessee Tech		8 9							
												123	A	Morehead St.		9 12							
												123	A	Morehead St.		2 3							
												123	A	Morehead St.		5 17							
												125	A	Central Ark.		4 5							
												126	H	Purdue		17 7							
												126	H	Purdue		5 13							
												126	H	Purdue		0 4							
												150	A	SFA		2 3							
												150	A	SFA		3 1							
												157	A	Belmont		5 6							
												157	A	Belmont		10 11							
												157	A	Belmont		4 1							
												159	A	Saint Louis		5 6							
												159	H	Saint Louis		13 2							
												169	H	Austin Peay		7 11							
												169	H	Austin Peay		5 3							
												169	H	Austin Peay		10 0							
												175	A	Murray St.		1 11							
												175	A	Murray St.		4 3							
												175	A	Murray St.		7 9							
												184	A	Arkansas St.		1 10							
												184	H	Arkansas St.		10 4							
												189	A	Eastern Ill.		7 6							
												189	A	Eastern Ill.		7 3							
LAST 10 GAMES																							
157 A Belmont						10 11		236 A Western Mich.						8 5		175 A Murray St.						4 3	
157 A Belmont						5 6		159 A Saint Louis						5 6		184 A Arkansas St.						1 10	
157 A Belmont						4 1		95 H Tennessee Tech						11 9		184 H Arkansas St.						10 4	
236 A Western Mich.						6 8		95 H Tennessee Tech						8 9		189 A Eastern Ill.						7 6	
236 A Western Mich.						12 6		95 H Tennessee Tech						4 8		189 A Eastern Ill.						7 3	

Non-Div. I Games:

Southeast Mo. St.

SEVENTH

Southeast Mo. St.

Average RPI Win: 188		WON-LOST	WINNING	LAST 10	STRENGTH OF		OPP. STRENGTH	TEAM	ADJ	CONF.	ADJ CONF.
Average RPI Loss: 97		RECORD	PCT. RANK	GAMES	SCHEDULE		OF SCHEDULE	RPI	RPI	RPI	RPI
DIV. I ONLY		28-25-0	.5283	122	7-3-0		131	162	141	.50221	141
DIV. I NON-CONF.		14-12-0	.53846	126	1-0-0		223	205	214	.47245	214
TOTALS		RPI 1-25	RPI 26-50		W-L RECORDS		RPI 51-100		RPI 101-150		RPI 150+
28-25-0		1-5-0	2-7-0		OVERALL		0-5-0		9-3-0		16-5-0
21-9-0		0-1-0	1-2-0		HOME		0-1-0		6-2-0		14-3-0
6-13-0		0-2-0	1-4-0		AWAY		0-4-0		3-1-0		2-2-0
1-3-0		1-2-0	0-1-0		NEUTRAL		0-0-0		0-0-0		0-0-0
14-12-0		1-5-0	1-2-0		NON-CONFERENCE		0-2-0		0-0-0		12-3-0
13-4-0		0-1-0	1-0-0		HOME		0-1-0		0-0-0		12-2-0
0-5-0		0-2-0	0-0-		AWAY		0-1-0		0-0-0		0-1-0
1-3-0		1-2-0	0-1-0		NEUTRAL		0-0-0		0-0-0		0-0-0
14-13-0		0-0-0	1-5-0		CONFERENCE		0-3-0		9-3-0		4-2-0
8-5-0		0-0-0	0-2-0		HOME		0-0-0		6-2-0		2-1-0
6-8-0		0-0-0	1-3-0		AWAY		0-3-0		3-1-0		2-1-0
0-0-0		0-0-0	0-0-0		NEUTRAL		0-0-0		0-0-0		0-0-0
RPI S	Opponent	Score	RPI S	Opponent	Score	RPI S	Opponent	Score	RPI S	Opponent	Score
9 N	Wake Forest	0 5	28 A	Southeastern La.	3 2	68 A	Sam Houston St.	5 6	103 H	Houston Baptist	3 2
9 N	Wake Forest	12 5	28 H	Southeastern La.	0 4	68 A	Sam Houston St.	2 11	103 H	Houston Baptist	3 1
12 A	LSU	2 3	28 H	Southeastern La.	6 11	68 A	Sam Houston St.	3 8	103 H	Houston Baptist	2 1
14 N	Southern Miss.	8 16	34 N	Ole Miss	0 5	81 A	Tulane	3 9	108 A	Lamar University	5 7
19 H	West Virginia	1 8	42 A	McNeese	3 12	81 H	Tulane	2 3	108 A	Lamar University	2 0
22 A	Houston	3 5	42 A	McNeese	2 9				108 A	Lamar University	5 4
			42 A	McNeese	8 11				130 A	New Orleans	3 0
			47 A	Louisiana	2 18				130 H	New Orleans	8 7
			47 H	Louisiana	3 1				130 H	New Orleans	2 6
									150 H	SFA	3 1
									150 H	SFA	2 4
									150 H	SFA	15 6
									218 H	Brown	4 3
									218 H	Brown	4 1
									218 H	Brown	3 1
									226 H	Jackson St.	4 2
									227 A	Northwestern St.	9 1
									227 A	Northwestern St.	5 8
									227 A	Northwestern St.	8 4
									235 H	LIU Brooklyn	3 0
									266 H	Hofstra	3 10
									270 H	Wagner	11 4
									274 H	Incarnate Word	4 1
									274 H	Incarnate Word	9 8
									274 H	Incarnate Word	4 5
									276 H	Texas Southern	10 1
									276 H	Texas Southern	2 3
LAST 10 GAMES			130 H	New Orleans	8 7	150 H	SFA	2 4	274 H	Incarnate Word	4 1
			130 A	New Orleans	3 0	150 H	SFA	15 6	274 H	Incarnate Word	9 8
			130 H	New Orleans	2 6	108 A	Lamar University	5 4	274 H	Incarnate Word	4 5
			226 H	Jackson St.	4 2	108 A	Lamar University	5 7	276 H	Texas Southern	10 1
			150 H	SFA	3 1	108 A	Lamar University	2 0	276 H	Texas Southern	2 3

Non-Div. I Games:

Nicholls St.

RPI	S	Opponent	Score	
276	H	Texas Southern	2	1
286	H	Alcorn	13	5
286	H	Alcorn	7	6
292	A	Southern U.	5	6
292	H	Southern U.	10	9
293	H	Mississippi Val.	4	3

Nicholls St.

N
i
c
h
o
l
l
s
S
t
.

N
i
c
h
o
l
l
s
S
t
.

**F
u
r
m
a
n**




**F
u
r
m
a
n**

Furman

RPI	S	Opponent	Score	
204	H	UNC Asheville	12	1
207	H	Monmouth	2	4
207	H	Monmouth	12	5
207	H	Monmouth	10	6
214	H	UT Martin	11	3
219	A	Georgia St.	0	5
229	H	The Citadel	19	2
229	H	The Citadel	4	2
229	H	The Citadel	13	1
253	A	USC Upstate	7	4
253	H	USC Upstate	7	14
271	H	Dayton	9	7
271	H	Dayton	9	3
271	H	Dayton	11	12

Furman

Non-Div. I Games:

 Tie,  Loss,  Non-Conf, S Site, H Home, A Away, N Neutral Page 213

RPI	S	Opponent	Score	
243	H	Rider	4	3
243	H	Rider	7	0
244	A	Quinnipiac	3	2
244	A	Quinnipiac	10	4
244	A	Quinnipiac	4	7
246	A	Siena	7	2
246	A	Siena	3	8
246	A	Siena	4	2
254	H	Manhattan	3	2
254	H	Manhattan	0	2
254	H	Manhattan	16	5
261	A	Iona	1	0
261	A	Iona	2	0
261	A	Iona	5	4
269	H	Youngstown St.	2	4
282	N	Chicago St.	8	1
289	N	NJIT	6	1
298	N	Fort Wayne	8	4
298	N	Fort Wayne	13	6

Canisius

C
a
n
i
s
i
u
s

C
a
n
i
s
i
u
s

RPI	S	Opponent	Score	
255	A	N.C. Central	16	8
255	A	N.C. Central	6	8
255	H	N.C. Central	3	0
258	H	Longwood	11	1
258	H	Longwood	3	5
258	H	Longwood	7	3
266	A	Hofstra	3	6
266	A	Hofstra	7	4
266	A	Hofstra	20	7

UNCW

U
N
C
W

U
N
C
W

Average RPI Win: 199		WON-LOST	WINNING	LAST 10	STRENGTH OF		OPP. STRENGTH	TEAM	ADJ	CONF.	ADJ CONF.
Average RPI Loss: 119		RECORD	PCT. RANK	GAMES	SCHEDULE		OF SCHEDULE	RPI	RPI	RPI	RPI
DIV. I ONLY		25-22-0	.53191	117	4-6-0		102	232	145	.50059	145
DIV. I NON-CONF.		14-12-0	.53846	126	1-3-0		101	241	155	.49783	155
TOTALS		RPI 1-25	RPI 26-50		W-L RECORDS		RPI 51-100		RPI 101-150		RPI 150+
25-22-0		0-3-0	0-1-0		OVERALL		1-4-0		3-6-0		21-8-0
18-13-0		0-1-0	0-0-0		HOME		0-4-0		2-2-0		16-6-0
6-9-0		0-2-0	0-1-0		AWAY		0-0-0		1-4-0		5-2-0
1-0-0		0-0-0	0-0-0		NEUTRAL		1-0-0		0-0-0		0-0-0
14-12-0		0-3-0	0-1-0		NON-CONFERENCE		1-1-0		0-3-0		13-4-0
12-7-0		0-1-0	0-0-0		HOME		0-1-0		0-1-0		12-4-0
1-5-0		0-2-0	0-0-0		AWAY		0-0-0		0-2-0		1-0-0
1-0-0		0-0-0	0-0-0		NEUTRAL		1-0-0		0-0-0		0-0-0
11-10-0		0-0-0	0-0-0		CONFERENCE		0-3-0		3-3-0		8-4-0
6-6-0		0-0-0	0-0-0		HOME		0-3-0		2-1-0		4-2-0
5-4-0		0-0-0	0-0-0		AWAY		0-0-0		1-2-0		4-2-0
0-0-0		0-0-0	0-0-0		NEUTRAL		0-0-0		0-0-0		0-0-0
RPI S	Opponent	Score	RPI S	Opponent	Score	RPI S	Opponent	Score	RPI S	Opponent	Score
2 A	North Carolina	6 7	29 A	South Carolina	2 3	56 H	Rhode Island	6 7	107 A	VCU	4 11
9 A	Wake Forest	5 13				56 H	Rhode Island	1 9	107 A	VCU	5 4
9 H	Wake Forest	6 12				56 H	Rhode Island	2 5	107 A	VCU	0 14
						90 N	Winthrop	7 6	110 A	Duke	6 8
						96 H	Notre Dame	0 2	131 A	High Point	0 7
									131 H	High Point	11 12
									134 H	St. Bonaventure	4 17
									134 H	St. Bonaventure	9 2
									134 H	St. Bonaventure	9 2
									152 H	Presbyterian	6 8
									154 H	Butler	3 2
									159 H	Saint Louis	6 3
									159 H	Saint Louis	5 7
									159 H	Saint Louis	8 7
									164 H	Hartford	7 5
									176 A	George Washington	0 5
									176 A	George Washington	3 4
									176 A	George Washington	12 2
									179 H	Gardner-Webb	11 2
									182 H	Appalachian St.	12 6
									186 H	UMass Lowell	8 5
									199 A	N.C. A&T	6 0
									199 H	N.C. A&T	5 3
									199 H	N.C. A&T	12 1
									206 H	Georgetown	8 1
									206 H	Georgetown	5 6
									206 H	Georgetown	9 4
LAST 10 GAMES			90 N	Winthrop	7 6	152 H	Presbyterian	6 8			
			2 A	North Carolina	6 7	176 A	George Washington	3 4			
			159 H	Saint Louis	8 7	176 A	George Washington	0 5			
			159 H	Saint Louis	5 7	176 A	George Washington	12 2			
			159 H	Saint Louis	6 3	9 H	Wake Forest	6 12			

Non-Div. I Games:

Davidson

Davidson

U
N
C
G

UNCG

RPI	S	Opponent	Score	
229	H	The Citadel	8	2
229	H	The Citadel	15	5
229	H	The Citadel	2	5
288	H	UMES	18	4
288	H	UMES	4	2
288	H	UMES	11	3
291	H	Lafayette	25	7
291	H	Lafayette	14	2
291	H	Lafayette	8	7
291	H	Lafayette	11	8

UNCG

U
N
C
G

U
N
C
G

RPI	S	Opponent	Score	
257	H	Sacred Heart	8	5
270	A	Wagner	1	0
270	A	Wagner	1	7
270	A	Wagner	5	4
270	A	Wagner	6	5
290	H	Fairleigh Dickinson	15	5
290	H	Fairleigh Dickinson	7	6
290	H	Fairleigh Dickinson	11	0
290	H	Fairleigh Dickinson	11	3
297	H	Mt. St. Mary's	12	1
297	H	Mt. St. Mary's	11	0
297	H	Mt. St. Mary's	11	1
297	H	Mt. St. Mary's	6	2

Bryant

B
r
y
a
n
t

B
r
y
a
n
t

Average RPI Win:		154	WON-LOST		WINNING		LAST 10		STRENGTH OF		OPP. STRENGTH		TEAM	ADJ		CONF.	ADJ CONF.
Average RPI Loss:		96	RECORD		PCT. RANK		GAMES		SCHEDULE		OF SCHEDULE		RPI	RPI		RPI	RPI
DIV. I ONLY			21-32-0		.39623 229		4-6-0		46		135		148	.49989 148		7	7
DIV. I NON-CONF.			14-18-0		.4375 193		2-2-0		78		172		164	.49389 164		7	7
TOTALS		RPI 1-25		RPI 26-50		W-L RECORDS		RPI 51-100		RPI 101-150		RPI 150+					
21-32-0		1-2-0		2-6-0		OVERALL		5-14-0		2-5-0		11-5-0					
8-15-0		0-1-0		1-2-0		HOME		1-5-0		2-4-0		4-3-0					
8-12-0		0-0-0		1-2-0		AWAY		3-8-0		0-0-0		4-2-0					
5-5-0		1-1-0		0-2-0		NEUTRAL		1-1-0		0-1-0		3-0-0					
14-18-0		1-2-0		0-2-0		NON-CONFERENCE		3-7-0		1-3-0		9-4-0					
6-8-0		0-1-0		0-0-0		HOME		1-2-0		1-2-0		4-3-0					
3-5-0		0-0-0		0-0-		AWAY		1-4-0		0-0-0		2-1-0					
5-5-0		1-1-0		0-2-0		NEUTRAL		1-1-0		0-1-0		3-0-0					
7-14-0		0-0-0		2-4-0		CONFERENCE		2-7-0		1-2-0		2-1-0					
2-7-0		0-0-0		1-2-0		HOME		0-3-0		1-2-0		0-0-0					
5-7-0		0-0-0		1-2-0		AWAY		2-4-0		0-0-0		2-1-0					
0-0-0		0-0-0		0-0-0		NEUTRAL		0-0-0		0-0-0		0-0-0					
RPI	S	Opponent		Score		RPI	S	Opponent		Score		RPI	S	Opponent		Score	
1	N	Oregon St.		6	1	32	A	Michigan		0	6	63	A	FGCU		9	10
1	N	Oregon St.		1	5	32	A	Michigan		4	2	63	A	FGCU		1	13
4	H	Texas Tech		3	5	32	A	Michigan		2	5	63	A	FGCU		5	4
						39	H	Nebraska		9	11	69	H	Minnesota		2	5
						39	H	Nebraska		9	7	69	H	Minnesota		5	15
						39	H	Nebraska		1	3	69	H	Minnesota		5	6
						50	N	Utah		0	12	76	H	Kent St.		9	8
						50	N	Utah		4	6	79	A	Michigan St.		5	6
												79	A	Michigan St.		13	8
												79	A	Michigan St.		0	2
												84	H	Cincinnati		1	7
												97	A	Iowa		12	7
												97	A	Iowa		10	11
												97	A	Iowa		5	9
												98	A	Xavier		5	6
												98	A	Xavier		4	5
												98	H	Xavier		2	3
												100	N	Kansas St.		2	3
												100	N	Kansas St.		6	3

Non-Div. I Games:

Ohio St.

Stetson

Stetsson

Stetson

Stetson

RPI	S	Opponent	Score	
274	A	Incarnate Word	21	8
276	H	Texas Southern	14	0
276	H	Texas Southern	7	0
278	H	Grambling	9	2
284	H	Ark.-Pine Bluff	6	5
293	H	Mississippi Val.	8	2

SFA

S
F
A

S
F
A

RPI	S	Opponent	Score	
287	H	Savannah St.	9	1
289	A	NJIT	13	1
289	A	NJIT	15	5
289	A	NJIT	2	5

Kennesaw St.

K
e
n
n
e
s
a
w
S
t
.

K
e
n
n
e
s
a
w
S
t
.

Average RPI Win:	181	WON-LOST	WINNING	LAST 10	STRENGTH OF	OPP. STRENGTH	TEAM	ADJ	CONF.	ADJ CONF.					
Average RPI Loss:	155	RECORD	PCT. RANK	GAMES	SCHEDULE	OF SCHEDULE	RPI	RPI	RPI	RPI					
DIV. I ONLY		28-25-0	.5283	122	7-3-0	186	146	152	.49891	152	18	18			
DIV. I NON-CONF.		14-18-0	.4375	193	2-2-0	188	105	186	.48309	186	18	18			
<hr/>															
TOTALS	RPI 1-25	RPI 26-50		W-L RECORDS		RPI 51-100		RPI 101-150		RPI 150+					
28-25-0	0-0-0	1-3-0		OVERALL		3-2-0		3-7-0		21-13-0					
13-11-0	0-0-0	0-0-0		HOME		0-0-0		1-4-0		12-7-0					
14-12-0	0-0-0	1-3-0		AWAY		3-1-0		2-3-0		8-5-0					
1-2-0	0-0-0	0-0-0		NEUTRAL		0-1-0		0-0-0		1-1-0					
<hr/>															
14-18-0	0-0-0	1-3-0		NON-CONFERENCE		0-2-0		2-5-0		11-8-0					
7-5-0	0-0-0	0-0-0		HOME		0-0-0		0-2-0		7-3-0					
6-11-0	0-0-0	1-0-		AWAY		0-1-0		2-3-0		3-4-0					
1-2-0	0-0-0	0-0-0		NEUTRAL		0-1-0		0-0-0		1-1-0					
<hr/>															
14-7-0	0-0-0	0-0-0		CONFERENCE		3-0-0		1-2-0		10-5-0					
6-6-0	0-0-0	0-0-0		HOME		0-0-0		1-2-0		5-4-0					
8-1-0	0-0-0	0-0-0		AWAY		3-0-0		0-0-0		5-1-0					
0-0-0	0-0-0	0-0-0		NEUTRAL		0-0-0		0-0-0		0-0-0					
<hr/>															
RPI	S	Opponent	Score	RPI	S	Opponent	Score	RPI	S	Opponent	Score				
				29	A	South Carolina	3 4	79	N	Michigan St.	2 10	110	A	Duke	6 14
				43	A	Auburn	0 8	88	A	Georgia	7 8	111	A	Western Caro.	6 0
				43	A	Auburn	11 8	90	A	Winthrop	9 5	111	H	Western Caro.	6 9
				43	A	Auburn	5 7	90	A	Winthrop	3 1	131	H	High Point	13 1
								90	A	Winthrop	5 0	131	H	High Point	1 13
												131	H	High Point	2 3
												142	A	Furman	6 7
												142	A	Furman	6 11
												142	H	Furman	0 6
												145	A	Davidson	8 6
												154	H	Butler	7 5
												156	H	Wofford	6 1
												156	N	Wofford	9 10
												172	H	Radford	1 4
												172	H	Radford	4 1
												172	H	Radford	4 3
												174	A	Alabama	4 3
												174	A	Alabama	3 4
												174	A	Alabama	1 8
												177	H	Stony Brook	2 1
												177	H	Stony Brook	7 6
												177	H	Stony Brook	3 8
				LAST 10 GAMES											
				111	A	Western Caro.	6 0	253	H	USC Upstate	5 6	179	H	Gardner-Webb	2 1
				234	A	Charleston So.	10 8	145	A	Davidson	8 6	179	H	Gardner-Webb	2 1
				234	A	Charleston So.	10 5	179	H	Gardner-Webb	2 1	179	H	Gardner-Webb	4 10
				234	A	Charleston So.	11 10	179	H	Gardner-Webb	2 1	199	A	N.C. A&T	3 2
				29	A	South Carolina	3 4	179	H	Gardner-Webb	4 10	204	H	UNC Asheville	2 4

Non-Div. I Games:

Presbyterian

RPI	S	Opponent	Score	
204	H	UNC Asheville	7	4
204	H	UNC Asheville	1	7
214	N	UT Martin	3	2
229	A	The Citadel	8	9
234	A	Charleston So.	10	8
234	A	Charleston So.	10	5
234	A	Charleston So.	11	10
239	H	Army West Point	13	4
239	H	Army West Point	9	0
239	H	Army West Point	5	9
253	A	USC Upstate	4	5
253	H	USC Upstate	5	6
255	A	N.C. Central	8	7
255	H	N.C. Central	8	7
258	A	Longwood	1	2
258	A	Longwood	2	1
258	A	Longwood	10	2

Presbyterian

P
r
e
s
b
y
t
e
r
i
a
n

P
r
e
s
b
y
t
e
r
i
a
n

Non-Div. I Games:

Tie, Loss, Non-Conf,S Site, H Home, A Away, N Neutral Page 232

RPI	S	Opponent	Score	
237	N	Saint Joseph's	10	8
241	H	Towson	11	1
241	H	Towson	7	5
241	H	Towson	8	0
243	H	Rider	8	5
243	H	Rider	3	4
243	N	Rider	21	6
266	H	Hofstra	11	4
266	H	Hofstra	17	7
266	H	Hofstra	8	4
270	H	Wagner	15	7
270	H	Wagner	21	8
270	H	Wagner	19	6
277	H	Delaware St.	15	5
280	A	La Salle	3	7

Delaware

D
e
l
a
w
a
r
e

D
e
l
a
w
a
r
e

Non-Div. I Games:	DePauw	8	1	Lewis	7	3	Butler
-------------------	--------	---	---	-------	---	---	--------

RPI	S	Opponent	Score	
280	N	La Salle	3	1
280	N	La Salle	6	5
282	A	Chicago St.	6	2
286	A	Alcorn	8	13
286	A	Alcorn	5	0
286	A	Alcorn	1	5
286	A	Alcorn	3	2
298	A	Fort Wayne	10	3
298	H	Fort Wayne	2	0
298	H	Fort Wayne	13	3

Butler

B
u
t
l
e
r

B
u
t
l
e
r

Average RPI Win:		127	WON-LOST RECORD		WINNING PCT. RANK	LAST 10 GAMES		STRENGTH OF SCHEDULE		OPP. STRENGTH OF SCHEDULE	TEAM RPI	ADJ RPI	CONF. RPI	ADJ CONF. RPI
Average RPI Loss:		86	19-30-0		.38776 238	2-1-0		55		75	155	.49801 155	8	8
DIV. I ONLY			13-18-0		.41935 200	0-1-0		40		50	135	.50676 135	8	8
DIV. I NON-CONF.														
TOTALS		RPI 1-25	RPI 26-50		W-L RECORDS		RPI 51-100		RPI 101-150		RPI 150+			
19-30-0		2-7-0	1-3-0		OVERALL		6-9-0		3-5-0		7-6-0			
9-16-0		2-7-0	0-0-0		HOME		2-3-0		1-3-0		4-3-0			
9-12-0		0-0-0	1-2-0		AWAY		3-5-0		2-2-0		3-3-0			
1-2-0		0-0-0	0-1-0		NEUTRAL		1-1-0		0-0-0		0-0-0			
13-18-0		2-4-0	0-1-0		NON-CONFERENCE		6-9-0		1-1-0		4-3-0			
7-9-0		2-4-0	0-0-0		HOME		2-3-0		0-1-0		3-1-0			
5-7-0		0-0-0	0-0-0		AWAY		3-5-0		1-0-0		1-2-0			
1-2-0		0-0-0	0-1-0		NEUTRAL		1-1-0		0-0-0		0-0-0			
6-12-0		0-3-0	1-2-0		CONFERENCE		0-0-0		2-4-0		3-3-0			
2-7-0		0-3-0	0-0-0		HOME		0-0-0		1-2-0		1-2-0			
4-5-0		0-0-0	1-2-0		AWAY		0-0-0		1-2-0		2-1-0			
0-0-0		0-0-0	0-0-0		NEUTRAL		0-0-0		0-0-0		0-0-0			
RPI S	Opponent	Score	RPI S	Opponent	Score	RPI S	Opponent	Score	RPI S	Opponent	Score	RPI S	Opponent	Score
6 H	TCU	7 16	40 N	Tennessee	9 10	52 A	San Diego	8 7	109 A	Southern California	14 3			
6 H	TCU	11 2	44 A	Cal St. Fullerton	2 3	52 A	San Diego	6 14	109 H	Southern California	7 9			
6 H	TCU	6 3	44 A	Cal St. Fullerton	12 4	52 H	San Diego	1 5	118 A	UC Santa Barbara	7 8			
20 H	Long Beach St.	2 8	44 A	Cal St. Fullerton	3 5	54 A	Loyola Marymount	7 6	118 A	UC Santa Barbara	8 7			
20 H	Long Beach St.	0 4				54 H	Loyola Marymount	2 4	118 A	UC Santa Barbara	3 11			
20 H	Long Beach St.	2 5				60 A	UCLA	5 3	122 H	Cal Poly	2 3			
22 H	Houston	3 7				69 H	Minnesota	8 9	122 H	Cal Poly	3 2			
22 H	Houston	3 4				69 H	Minnesota	7 5	122 H	Cal Poly	5 6			
22 H	Houston	4 5				70 A	Oregon	3 6	161 A	Hawaii	5 4			
						70 A	Oregon	2 7	161 A	Hawaii	4 3			
						70 A	Oregon	1 10	161 A	Hawaii	2 6			
						70 N	Oregon	5 11	171 H	CSUN	8 4			
						87 A	San Diego St.	3 9	171 H	CSUN	1 2			
						87 H	San Diego St.	7 5	171 H	CSUN	5 6			
						96 N	Notre Dame	18 4	178 A	CSU Bakersfield	4 5			
									178 H	CSU Bakersfield	2 14			
									273 A	Seattle U	2 8			
									273 A	Seattle U	3 2			
									275 H	Portland	3 1			
									275 H	Portland	6 3			
									275 H	Portland	5 3			
LAST 10 GAMES														
109 H	Southern California	7 9	171 H	CSUN	1 2									
161 A	Hawaii	5 4	171 H	CSUN	8 4									
161 A	Hawaii	4 3	171 H	CSUN	5 6									
161 A	Hawaii	2 6	178 A	CSU Bakersfield	4 5									
52 H	San Diego	1 5	44 A	Cal St. Fullerton	12 4									

Non-Div. I Games:

UC Irvine

Average RPI Win: 171		WON-LOST	WINNING	LAST 10	STRENGTH OF		OPP. STRENGTH	TEAM	ADJ	CONF.	ADJ CONF.
Average RPI Loss: 140		RECORD	PCT. RANK	GAMES	SCHEDULE		OF SCHEDULE	RPI	RPI	RPI	RPI
DIV. I ONLY		26-27-0	.49057	155	3-7-0		124	183	156	.49799	156
DIV. I NON-CONF.		15-17-0	.46875	171	0-3-0		183	188	194	.48038	194
TOTALS		RPI 1-25	RPI 26-50		W-L RECORDS		RPI 51-100		RPI 101-150		RPI 150+
26-27-0	0-1-0	0-1-0		OVERALL		3-6-0		9-8-0		14-11-0	
14-14-0	0-0-0	0-0-0		HOME		3-5-0		5-3-0		6-6-0	
11-12-0	0-1-0	0-1-0		AWAY		0-1-0		4-5-0		7-4-0	
1-1-0	0-0-0	0-0-0		NEUTRAL		0-0-0		0-0-0		1-1-0	
15-17-0	0-1-0	0-1-0		NON-CONFERENCE		2-4-0		2-3-0		11-8-0	
8-8-0	0-0-0	0-0-0		HOME		2-3-0		1-1-0		5-4-0	
6-8-0	0-1-0	0-0-		AWAY		0-1-0		1-2-0		5-3-0	
1-1-0	0-0-0	0-0-0		NEUTRAL		0-0-0		0-0-0		1-1-0	
11-10-0	0-0-0	0-0-0		CONFERENCE		1-2-0		7-5-0		3-3-0	
6-6-0	0-0-0	0-0-0		HOME		1-2-0		4-2-0		1-2-0	
5-4-0	0-0-0	0-0-0		AWAY		0-0-0		3-3-0		2-1-0	
0-0-0	0-0-0	0-0-0		NEUTRAL		0-0-0		0-0-0		0-0-0	
RPI S	Opponent	Score		RPI S	Opponent	Score		RPI S	Opponent	Score	
8 A	Clemson	2	9	29 A	South Carolina	5	9	51 H	Mercer	7	11
								51 H	Mercer	5	4
								51 H	Mercer	6	7
								53 H	Yale	3	2
								53 H	Yale	6	2
								53 H	Yale	15	18
								53 H	Yale	8	17
								90 A	Winthrop	3	4
								90 H	Winthrop	6	10
								102 H	Wright St.	0	3
								111 A	Western Caro.	7	10
								111 A	Western Caro.	18	3
								111 A	Western Caro.	3	9
								114 H	Samford	7	5
								114 H	Samford	6	3
								114 H	Samford	2	8
								120 A	Florida A&M	7	8
								120 A	Florida A&M	4	17
								120 A	Florida A&M	3	2
								128 H	Pittsburgh	4	3
								142 H	Furman	21	2
								142 H	Furman	4	12
								142 H	Furman	9	8
								146 A	UNCG	13	4
								146 A	UNCG	8	7
								146 A	UNCG	12	13
								152 A	Presbyterian	1	6
								152 N	Presbyterian	10	9
								192 H	VMI	1	8
								192 H	VMI	3	4
								192 H	VMI	13	3
								195 A	ETSU	14	5
								195 A	ETSU	11	8
								195 A	ETSU	5	6
								201 A	Navy	6	3
								204 A	UNC Asheville	17	8
LAST 10 GAMES				51 H	Mercer	7	11	111 A	Western Caro.	7	10
				51 H	Mercer	6	7	111 A	Western Caro.	18	3
				51 H	Mercer	5	4	111 A	Western Caro.	3	9
				253 A	USC Upstate	5	6	29 A	South Carolina	5	9
				90 A	Winthrop	3	4	195 A	ETSU	11	8

Non-Div. I Games:

Wofford

RPI	S	Opponent	Score	
204	H	UNC Asheville	6	7
206	H	Georgetown	18	11
207	H	Monmouth	4	6
207	H	Monmouth	16	4
230	H	James Madison	1	5
234	N	Charleston So.	2	5
253	A	USC Upstate	5	6
253	A	USC Upstate	10	14
253	H	USC Upstate	4	2
258	H	Longwood	6	5
263	A	Villanova	13	0
263	A	Villanova	7	3
263	A	Villanova	8	0
280	H	La Salle	6	1
280	H	La Salle	6	7

Wofford

W
o
f
f
o
r
d

W
o
f
f
o
r
d

Average RPI Win: 192		WON-LOST	WINNING	LAST 10	STRENGTH OF		OPP. STRENGTH	TEAM	ADJ		CONF.	ADJ CONF.
Average RPI Loss: 119		RECORD	PCT. RANK	GAMES	SCHEDULE		OF SCHEDULE	RPI	RPI		RPI	RPI
DIV. I ONLY		27-25-0	.51923	136	6-4-0		159	177	158		.49713	157
DIV. I NON-CONF.		10-12-0	.45455	184	3-1-0		199	115	211		.4741	211
TOTALS		RPI 1-25	RPI 26-50		W-L RECORDS		RPI 51-100		RPI 101-150		RPI 150+	
27-25-0		0-2-0	0-1-0		OVERALL		2-8-0		5-6-0		20-8-0	
15-12-0		0-1-0	0-0-0		HOME		0-4-0		3-4-0		12-3-0	
12-12-0		0-0-0	0-1-0		AWAY		2-4-0		2-2-0		8-5-0	
0-1-0		0-1-0	0-0-0		NEUTRAL		0-0-0		0-0-0		0-0-0	
10-12-0		0-2-0	0-1-0		NON-CONFERENCE		1-6-0		0-2-0		9-1-0	
6-6-0		0-1-0	0-0-0		HOME		0-4-0		0-1-0		6-0-0	
4-5-0		0-0-0	0-0-0		AWAY		1-2-0		0-1-0		3-1-0	
0-1-0		0-1-0	0-0-0		NEUTRAL		0-0-0		0-0-0		0-0-0	
17-13-0		0-0-0	0-0-0		CONFERENCE		1-2-0		5-4-0		11-7-0	
9-6-0		0-0-0	0-0-0		HOME		0-0-0		3-3-0		6-3-0	
8-7-0		0-0-0	0-0-0		AWAY		1-2-0		2-1-0		5-4-0	
0-0-0		0-0-0	0-0-0		NEUTRAL		0-0-0		0-0-0		0-0-0	
RPI S	Opponent	Score	RPI S	Opponent	Score	RPI S	Opponent	Score	RPI S	Opponent	Score	
15 H	Missouri St.	5 7	40 A	Tennessee	8 14	57 A	Georgia Tech	2 10	101 A	Jacksonville St.	4 9	
23 N	Vanderbilt	11 17				57 A	Georgia Tech	11 5	101 A	Jacksonville St.	3 2	
						57 A	Georgia Tech	3 12	101 A	Jacksonville St.	10 5	
						76 H	Kent St.	4 5	116 A	Middle Tenn.	4 10	
						76 H	Kent St.	0 3	116 H	Middle Tenn.	4 6	
						76 H	Kent St.	0 15	123 H	Morehead St.	3 4	
						94 H	Memphis	0 6	123 H	Morehead St.	5 6	
						95 A	Tennessee Tech	9 8	123 H	Morehead St.	4 2	
						95 A	Tennessee Tech	1 4	140 H	Southeast Mo. St.	1 4	
						95 A	Tennessee Tech	2 3	140 H	Southeast Mo. St.	6 5	
									140 H	Southeast Mo. St.	11 10	
									169 A	Austin Peay	2 6	
									169 A	Austin Peay	8 10	
									169 A	Austin Peay	9 5	
									175 H	Murray St.	14 4	
									175 H	Murray St.	4 6	
									175 H	Murray St.	4 16	
									189 H	Eastern Ill.	8 3	
									189 H	Eastern Ill.	10 1	
									189 H	Eastern Ill.	3 7	
									190 A	Southern Ill.	9 3	
									190 H	Southern Ill.	18 17	
						264 A	Evansville	16 9	202 H	Northwestern	6 1	
						140 H	Southeast Mo. St.	11 10	210 A	Lipscomb	9 7	
						140 H	Southeast Mo. St.	6 5	214 A	UT Martin	8 5	
						140 H	Southeast Mo. St.	1 4	214 A	UT Martin	4 7	
						295 H	Alabama A&M	10 7	214 A	UT Martin	8 6	

Non-Div. I Games:

Belmont

RPI	S	Opponent	Score	
228	H	SIUE	8	5
228	H	SIUE	4	3
228	H	SIUE	8	6
231	A	Eastern Ky.	2	6
231	A	Eastern Ky.	7	3
231	A	Eastern Ky.	2	0
240	A	Western Ky.	2	3
240	H	Western Ky.	11	3
264	A	Evansville	16	9
264	H	Evansville	3	0
272	H	Bowling Green	7	5
295	H	Alabama A&M	10	7

Belmont

B
e
l
m
o
n
t

B
e
l
m
o
n
t

UMBC

Average RPI Win: 189		WON-LOST	WINNING	LAST 10	STRENGTH OF		OPP. STRENGTH	TEAM	ADJ		CONF.	ADJ CONF.
Average RPI Loss: 153		RECORD	PCT. RANK	GAMES	SCHEDULE		OF SCHEDULE	RPI	RPI		RPI	RPI
DIV. I ONLY		19-21-0	.475	172	6-4-0		145	240	159		.49621	158
DIV. I NON-CONF.		9-14-0	.3913	220	3-2-0		176	275	228		.46346	228
TOTALS		RPI 1-25	RPI 26-50		W-L RECORDS		RPI 51-100		RPI 101-150		RPI 150+	
19-21-0		0-0-0	1-5-0		OVERALL		0-1-0		0-0-0		18-15-0	
9-5-0		0-0-0	0-0-0		HOME		0-0-0		0-0-0		9-5-0	
10-13-0		0-0-0	1-3-0		AWAY		0-0-0		0-0-0		9-10-0	
0-3-0		0-0-0	0-2-0		NEUTRAL		0-1-0		0-0-0		0-0-0	
9-14-0		0-0-0	0-3-0		NON-CONFERENCE		0-1-0		0-0-0		9-10-0	
5-3-0		0-0-0	0-0-0		HOME		0-0-0		0-0-0		5-3-0	
4-8-0		0-0-0	0-0-		AWAY		0-0-0		0-0-0		4-7-0	
0-3-0		0-0-0	0-2-0		NEUTRAL		0-1-0		0-0-0		0-0-0	
10-7-0		0-0-0	1-2-0		CONFERENCE		0-0-0		0-0-0		9-5-0	
4-2-0		0-0-0	0-0-0		HOME		0-0-0		0-0-0		4-2-0	
6-5-0		0-0-0	1-2-0		AWAY		0-0-0		0-0-0		5-3-0	
0-0-0		0-0-0	0-0-0		NEUTRAL		0-0-0		0-0-0		0-0-0	
RPI S	Opponent	Score	RPI S	Opponent	Score	RPI S	Opponent	Score	RPI S	Opponent	Score	
			31 N	St. John's (NY)	0 8	62 N	Liberty	5 8	153 A	Delaware	6 17	
			31 N	St. John's (NY)	3 15				153 H	Delaware	5 4	
			35 A	Maryland	2 6				164 A	Hartford	13 12	
			48 A	Binghamton	12 3				164 A	Hartford	7 3	
			48 A	Binghamton	2 11				164 A	Hartford	7 16	
			48 A	Binghamton	1 9				176 A	George Washington	2 3	
									176 H	George Washington	3 4	
									179 A	Gardner-Webb	6 0	
									179 A	Gardner-Webb	3 4	
									179 A	Gardner-Webb	2 5	
									180 A	Albany (NY)	2 10	
									180 A	Albany (NY)	5 2	
									180 A	Albany (NY)	15 8	
									180 H	Albany (NY)	1 9	
									180 H	Albany (NY)	9 3	
									180 H	Albany (NY)	7 6	
									186 H	UMass Lowell	2 6	
									186 H	UMass Lowell	5 2	
									186 H	UMass Lowell	5 2	
									188 H	George Mason	4 2	
									197 A	Maine	7 10	
									197 A	Maine	9 6	
									201 A	Navy	10 1	
			206 H	Georgetown	8 5	201 A	Navy	10 1	204 A	UNC Asheville	8 4	
			241 A	Towson	2 4	180 A	Albany (NY)	2 10	204 A	UNC Asheville	5 11	
			35 A	Maryland	2 6	180 A	Albany (NY)	5 2	204 A	UNC Asheville	6 7	
			197 A	Maine	9 6	180 A	Albany (NY)	15 8	206 A	Georgetown	10 2	
			197 A	Maine	7 10	206 A	Georgetown	10 2				

Non-Div. I Games:

UMBC

RPI	S	Opponent	Score	
206	H	Georgetown	8	5
241	A	Towson	2	4
241	H	Towson	3	7
294	H	Coppin St.	4	10
297	H	Mt. St. Mary's	19	7
297	H	Mt. St. Mary's	14	1

UMBC

U
M
B
C

U
M
B
C

Average RPI Win:	214	WON-LOST RECORD	WINNING PCT. RANK	LAST 10 GAMES	STRENGTH OF SCHEDULE	OPP. STRENGTH OF SCHEDULE	TEAM RPI	ADJ RPI	CONF. RPI	ADJ CONF. RPI					
DIV. I ONLY		30-18-0	.625	58	6-4-0	255	224	157	.49607	159	22	22			
DIV. I NON-CONF.		20-9-0	.68966	38	3-1-0	265	256	117	.5136	123	24	24			
<hr/>															
TOTALS	RPI 1-25	RPI 26-50		W-L RECORDS		RPI 51-100		RPI 101-150		RPI 150+					
30-18-0	0-1-0	0-1-0		OVERALL		3-2-0		4-6-0		23-8-0					
16-6-0	0-1-0	0-0-0		HOME		0-0-0		3-1-0		13-4-0					
8-11-0	0-0-0	0-0-0		AWAY		1-2-0		1-5-0		6-4-0					
6-1-0	0-0-0	0-1-0		NEUTRAL		2-0-0		0-0-0		4-0-0					
20-9-0	0-1-0	0-1-0		NON-CONFERENCE		3-0-0		1-3-0		16-4-0					
9-2-0	0-1-0	0-0-0		HOME		0-0-0		1-0-0		8-1-0					
5-6-0	0-0-0	0-0-		AWAY		1-0-0		0-3-0		4-3-0					
6-1-0	0-0-0	0-1-0		NEUTRAL		2-0-0		0-0-0		4-0-0					
10-9-0	0-0-0	0-0-0		CONFERENCE		0-2-0		3-3-0		7-4-0					
7-4-0	0-0-0	0-0-0		HOME		0-0-0		2-1-0		5-3-0					
3-5-0	0-0-0	0-0-0		AWAY		0-2-0		1-2-0		2-1-0					
0-0-0	0-0-0	0-0-0		NEUTRAL		0-0-0		0-0-0		0-0-0					
RPI	S	Opponent	Score	RPI	S	Opponent	Score	RPI	S	Opponent	Score				
15	H	Missouri St.	8 15	32	N	Michigan	1 6	56	A	Rhode Island	0 6				
								56	A	Rhode Island	4 6				
								73	A	Oklahoma St.	10 7				
								96	N	Notre Dame	8 6				
								96	N	Notre Dame	8 3				
										126	A	Purdue	3 4		
										126	A	Purdue	2 5		
										134	H	St. Bonaventure	9 4		
										134	H	St. Bonaventure	5 6		
										134	H	St. Bonaventure	4 2		
										140	A	Southeast Mo. St.	2 13		
										140	H	Southeast Mo. St.	6 5		
										145	A	Davidson	3 6		
										145	A	Davidson	7 8		
										145	A	Davidson	7 5		
										154	A	Butler	5 6		
										154	A	Butler	4 2		
										154	A	Butler	3 6		
										170	N	Creighton	7 3		
										189	A	Eastern Ill.	8 5		
										189	H	Eastern Ill.	12 1		
										190	N	Southern Ill.	6 4		
										209	H	Fordham	1 7		
										209	H	Fordham	10 0		
										228	A	SIUE	12 3		
										228	H	SIUE	24 9		
				LAST 10 GAMES							251	H	Richmond	8 2	
				190	N	Southern Ill.	6 4	145	A	Davidson	7 8	251	H	Richmond	7 11
				251	H	Richmond	8 2	145	A	Davidson	7 5	251	H	Richmond	4 3
				251	H	Richmond	7 11	145	A	Davidson	3 6	256	A	Massachusetts	4 5
				251	H	Richmond	4 3	140	H	Southeast Mo. St.	6 5	256	A	Massachusetts	8 4
				228	H	SIUE	24 9	126	A	Purdue	3 4	256	A	Massachusetts	8 1

Non-Div. I Games: McKendree

3 5

Saint Louis

RPI	S	Opponent	Score	
260	H	Non-Conf Northern Ill.	8	1
260	H	Non-Conf Northern Ill.	0	2
260	H	Non-Conf Northern Ill.	10	5
265	A	Non-Conf Santa Clara	5	3
268	H	Non-Conf Western Ill.	7	6
271	H	Dayton	4	2
271	H	Dayton	5	3
271	H	Dayton	5	6
274	N	Non-Conf Incarnate Word	6	3
281	A	Non-Conf Illinois St.	1	2
290	H	Fairleigh Dickinson	8	0
290	H	Fairleigh Dickinson	7	5
290	H	Fairleigh Dickinson	5	2
291	N	Lafayette	24	6

Saint Louis

S
a
i
n
t
L
o
u
i
s

S
a
i
n
t
L
o
u
i
s

Non-Div. I Games:

Tie, Loss, Non-Conf, S Site, H Home, A Away, N Neutral Page 245

RPI	S	Opponent	Score	
260	A	Northern Ill.	3	6
260	A	Northern Ill.	8	11
263	N	Villanova	3	1
271	A	Dayton	10	2
271	A	Dayton	2	3
271	H	Dayton	4	3
271	H	Dayton	6	0
272	H	Bowling Green	13	6
272	H	Bowling Green	23	5
272	H	Bowling Green	7	4
282	N	Chicago St.	8	6
298	H	Fort Wayne	3	0

B
a
l
l
S
t
.

B
a
l
l
S
t
.

RPI	S	Opponent	Score	
257	H	Sacred Heart	8	2
257	H	Sacred Heart	6	5
257	H	Sacred Heart	4	1
257	H	Sacred Heart	6	3

H
a
w
a
i
i

H
a
w
a
i
i

Hawaii

RPI	S	Opponent	Score	
257	H	Sacred Heart	2	6
270	A	Wagner	10	7
270	A	Wagner	2	5
270	A	Wagner	4	5
270	A	Wagner	7	4
297	A	Mt. St. Mary's	11	3
297	A	Mt. St. Mary's	7	5
297	A	Mt. St. Mary's	7	2
297	H	Mt. St. Mary's	2	0
297	H	Mt. St. Mary's	4	0
297	H	Mt. St. Mary's	9	1

Central Conn. St.
.
S
t
.

C
e
n
t
r
a
l
C
o
n
n
.
S
t
.

Average RPI Win: 164		WON-LOST	WINNING	LAST 10	STRENGTH OF		OPP. STRENGTH	TEAM	ADJ	CONF.	ADJ CONF.
Average RPI Loss: 147		RECORD	PCT. RANK	GAMES	SCHEDULE		OF SCHEDULE	RPI	RPI	RPI	RPI
DIV. I ONLY		29-22-0	.56863	94	9-1-0		221	107	163	.49502	163
DIV. I NON-CONF.		13-11-0	.54167	120	2-0-0		234	72	184	.48585	184
TOTALS		RPI 1-25	RPI 26-50		W-L RECORDS		RPI 51-100		RPI 101-150		RPI 150+
29-22-0		0-0-0	4-2-0		OVERALL		3-7-0		5-3-0		17-10-0
19-11-0		0-0-0	3-0-0		HOME		3-4-0		2-3-0		11-4-0
10-11-0		0-0-0	1-2-0		AWAY		0-3-0		3-0-0		6-6-0
0-0-0		0-0-0	0-0-0		NEUTRAL		0-0-0		0-0-0		0-0-0
13-11-0		0-0-0	0-0-0		NON-CONFERENCE		2-5-0		5-3-0		6-3-0
9-6-0		0-0-0	0-0-0		HOME		2-2-0		2-3-0		5-1-0
4-5-0		0-0-0	0-0-		AWAY		0-3-0		3-0-0		1-2-0
0-0-0		0-0-0	0-0-0		NEUTRAL		0-0-0		0-0-0		0-0-0
16-11-0		0-0-0	4-2-0		CONFERENCE		1-2-0		0-0-0		11-7-0
10-5-0		0-0-0	3-0-0		HOME		1-2-0		0-0-0		6-3-0
6-6-0		0-0-0	1-2-0		AWAY		0-0-0		0-0-0		5-4-0
0-0-0		0-0-0	0-0-0		NEUTRAL		0-0-0		0-0-0		0-0-0
RPI S	Opponent	Score	RPI S	Opponent	Score	RPI S	Opponent	Score	RPI S	Opponent	Score
			49 A	New Mexico	4 24	70 H	Oregon	1 13	122 A	Cal Poly	6 3
			49 A	New Mexico	2 1	70 H	Oregon	2 3	122 H	Cal Poly	12 8
			49 A	New Mexico	2 6	70 H	Oregon	9 1	135 A	San Francisco	6 3
			49 H	New Mexico	9 3	70 H	Oregon	8 3	135 H	San Francisco	6 7
			49 H	New Mexico	16 2	79 A	Michigan St.	5 9	137 A	UC Riverside	7 5
			49 H	New Mexico	15 9	79 A	Michigan St.	4 10	137 H	UC Riverside	3 4
						79 A	Michigan St.	2 8	137 H	UC Riverside	4 6
						87 H	San Diego St.	8 7	137 H	UC Riverside	5 4
						87 H	San Diego St.	0 12	183 H	Eastern Mich.	6 3
						87 H	San Diego St.	4 5	183 H	Eastern Mich.	11 15
									183 H	Eastern Mich.	10 2
									193 A	Pepperdine	7 8
									193 H	Pepperdine	5 2
									208 A	Sacramento St.	9 0
									208 H	Sacramento St.	9 2
									213 A	Air Force	15 7
									213 A	Air Force	5 14
									213 A	Air Force	10 8
									213 H	Air Force	8 7
									213 H	Air Force	7 5
									213 H	Air Force	5 10
									217 A	Nevada	3 7
									217 A	Nevada	27 5
									217 A	Nevada	4 5
									217 H	Nevada	8 10
									217 H	Nevada	9 5
									217 H	Nevada	3 2
LAST 10 GAMES											
			49 H	New Mexico	15 9	245 A	UNLV	11 5			
			49 H	New Mexico	16 2	245 A	UNLV	12 5			
			49 H	New Mexico	9 3	137 A	UC Riverside	7 5			
			208 H	Sacramento St.	9 2	233 H	San Jose St.	16 8			
			245 A	UNLV	5 14	233 H	San Jose St.	8 3			

Non-Div. I Games:

Fresno St.

RPI	S	Opponent	Score	
233	H	San Jose St.	8	3
233	H	San Jose St.	3	6
233	H	San Jose St.	16	8
245	A	UNLV	12	5
245	A	UNLV	11	5
245	A	UNLV	5	14
248	A	Pacific	11	12
248	H	Pacific	10	4

Fresno St.

F
r
e
s
n
o
s
t
.

F
r
e
s
n
o
s
t
.

Non-Div. I Games:

H
a
r
t
f
o
r
d

Part of

RPI	S	Opponent	Score	
225	N	Bucknell	5	9
239	A	Army West Point	0	10
239	A	Army West Point	3	2
239	H	Army West Point	6	2
244	H	Quinnipiac	6	5
244	N	Quinnipiac	6	4
256	A	Massachusetts	13	4
257	H	Sacred Heart	9	8

H
a
r
t
f
o
r
d

H
a
r
t
f
o
r
d

Hartford

Average RPI Win: 200		WON-LOST	WINNING	LAST 10	STRENGTH OF		OPP. STRENGTH	TEAM	ADJ	CONF.	ADJ CONF.
Average RPI Loss: 122		RECORD	PCT. RANK	GAMES	SCHEDULE		OF SCHEDULE	RPI	RPI	RPI	RPI
DIV. I ONLY		25-23-0	.52083	129	7-3-0		252	123	166	.49359	166
DIV. I NON-CONF.		15-14-0	.51724	138	1-0-0		257	87	159	.49554	159
TOTALS		RPI 1-25	RPI 26-50		W-L RECORDS		RPI 51-100		RPI 101-150		RPI 150+
25-23-0		0-5-0	1-1-0		OVERALL		2-5-0		2-5-0		20-7-0
11-3-0		0-0-0	0-1-0		HOME		0-0-0		0-1-0		11-1-0
12-18-0		0-5-0	1-0-0		AWAY		2-5-0		1-3-0		8-5-0
2-2-0		0-0-0	0-0-0		NEUTRAL		0-0-0		1-1-0		1-1-0
15-14-0		0-2-0	1-1-0		NON-CONFERENCE		2-2-0		2-5-0		10-4-0
6-2-0		0-0-0	0-1-0		HOME		0-0-0		0-1-0		6-0-0
7-11-0		0-2-0	1-0-		AWAY		2-2-0		1-3-0		3-4-0
2-1-0		0-0-0	0-0-0		NEUTRAL		0-0-0		1-1-0		1-0-0
10-9-0		0-3-0	0-0-0		CONFERENCE		0-3-0		0-0-0		10-3-0
5-1-0		0-0-0	0-0-0		HOME		0-0-0		0-0-0		5-1-0
5-7-0		0-3-0	0-0-0		AWAY		0-3-0		0-0-0		5-1-0
0-1-0		0-0-0	0-0-0		NEUTRAL		0-0-0		0-0-0		0-1-0
RPI S	Opponent	Score	RPI S	Opponent	Score	RPI S	Opponent	Score	RPI S	Opponent	Score
15 A	Missouri St.	4 14	30 A	Indiana	7 3	61 A	DBU	2 3	126 A	Purdue	5 2
15 A	Missouri St.	1 4	30 H	Indiana	0 2	61 A	DBU	12 20	126 H	Purdue	7 10
15 A	Missouri St.	2 5				61 A	DBU	0 1	129 N	Marist	3 1
24 A	Mississippi St.	1 9				67 A	Washington	5 3	129 N	Marist	3 9
24 A	Mississippi St.	6 11				67 A	Washington	0 8	132 A	Illinois	4 6
						67 A	Washington	4 2	132 A	Illinois	2 5
						67 A	Washington	2 3	132 A	Illinois	1 2
									160 H	Ball St.	8 2
									169 A	Austin Peay	12 9
									189 A	Eastern Ill.	7 8
									189 H	Eastern Ill.	2 1
									190 H	Southern Ill.	1 2
									190 H	Southern Ill.	15 2
									190 H	Southern Ill.	4 1
									191 H	Bradley	6 4
									191 H	Bradley	5 4
									191 H	Bradley	4 1
									232 H	Oakland	5 4
									232 H	Oakland	8 4
									232 H	Oakland	9 5
									260 H	Northern Ill.	17 8
									262 A	Utah Valley	6 7
									262 A	Utah Valley	10 5
									262 A	Utah Valley	11 8
									262 A	Utah Valley	7 9
									264 A	Evansville	5 3
									264 A	Evansville	9 1
LAST 10 GAMES			LAST 10 GAMES			LAST 10 GAMES			LAST 10 GAMES		
160 H	Ball St.	8 2	281 A	Illinois St.	15 4	281 A	Illinois St.	9 6	262 A	Utah Valley	11 8
15 A	Missouri St.	2 5	191 H	Bradley	4 1	191 H	Bradley	6 4	264 A	Evansville	5 3
15 A	Missouri St.	1 4	191 H	Bradley	6 4	191 H	Bradley	5 4			
15 A	Missouri St.	4 14									
281 A	Illinois St.	4 3									

Non-Div. I Games:

Indiana St.

Indianast.

Indianast.

Indiana St.

Average RPI Win:	208	WON-LOST RECORD	WINNING PCT. RANK	LAST 10 GAMES	STRENGTH OF SCHEDULE	OPP. STRENGTH OF SCHEDULE	TEAM RPI	ADJ RPI	CONF. RPI	ADJ CONF. RPI					
Average RPI Loss:	165														
DIV. I ONLY		28-21-0	.57143	91	5-5-0	254	250	167	.49177	167	26	26			
DIV. I NON-CONF.		13-15-0	.46429	174	0-2-0	174	221	151	.49975	151	25	25			
<hr/>															
TOTALS	RPI 1-25	RPI 26-50		W-L RECORDS		RPI 51-100		RPI 101-150		RPI 150+					
28-21-0	0-0-0	0-1-0		OVERALL		1-2-0		5-8-0		22-10-0					
12-6-0	0-0-0	0-1-0		HOME		1-0-0		1-2-0		10-3-0					
15-13-0	0-0-0	0-0-0		AWAY		0-2-0		4-6-0		11-5-0					
1-2-0	0-0-0	0-0-0		NEUTRAL		0-0-0		0-0-0		1-2-0					
13-15-0	0-0-0	0-1-0		NON-CONFERENCE		1-2-0		4-6-0		8-6-0					
3-3-0	0-0-0	0-1-0		HOME		1-0-0		0-0-0		2-2-0					
9-10-0	0-0-0	0-0-		AWAY		0-2-0		4-6-0		5-2-0					
1-2-0	0-0-0	0-0-0		NEUTRAL		0-0-0		0-0-0		1-2-0					
15-6-0	0-0-0	0-0-0		CONFERENCE		0-0-0		1-2-0		14-4-0					
9-3-0	0-0-0	0-0-0		HOME		0-0-0		1-2-0		8-1-0					
6-3-0	0-0-0	0-0-0		AWAY		0-0-0		0-0-0		6-3-0					
0-0-0	0-0-0	0-0-0		NEUTRAL		0-0-0		0-0-0		0-0-0					
<hr/>															
RPI	S	Opponent	Score	RPI	S	Opponent	Score	RPI	S	Opponent	Score				
				41	H	UConn	1 6	53	H	Yale	5 1				
								89	A	Bethune-Cookman	5 9				
								89	A	Bethune-Cookman	5 7				
										107	A	VCU	3 4		
										107	A	VCU	4 5		
										107	A	VCU	1 2		
										108	A	Lamar University	7 6		
										108	A	Lamar University	1 5		
										108	A	Lamar University	9 19		
										108	A	Lamar University	6 2		
										129	H	Marist	1 3		
										129	H	Marist	1 3		
										129	H	Marist	5 4		
										149	A	Stetson	5 2		
										149	A	Stetson	6 0		
										149	A	Stetson	0 3		
										164	A	Hartford	10 2		
										164	H	Hartford	7 3		
										164	H	Hartford	3 4		
										177	A	Stony Brook	1 0		
										177	A	Stony Brook	2 1		
										203	N	Penn	7 5		
										203	N	Penn	3 6		
										203	N	Penn	0 8		
				LAST 10 GAMES											
				256	A	Massachusetts	5 6	207	H	Monmouth	7 6	207	H	Monmouth	7 6
				129	H	Marist	1 3	207	H	Monmouth	15 9	207	H	Monmouth	9 2
				129	H	Marist	1 3	289	A	NJIT	12 13	209	H	Fordham	6 3
				129	H	Marist	5 4	220	A	Niagara	4 1	220	A	Niagara	4 1
				207	H	Monmouth	9 2	220	A	Niagara	7 11	220	A	Niagara	7 11

Non-Div. I Games:

Fairfield

Fairfield

Average RPI Win:		194	WON-LOST RECORD		WINNING PCT. RANK	LAST 10 GAMES	STRENGTH OF SCHEDULE		OPP. STRENGTH OF SCHEDULE	TEAM RPI	ADJ RPI	CONF. RPI	ADJ CONF. RPI				
Average RPI Loss:		131															
DIV. I ONLY			25-23-0		.52083	129	4-6-0		226	168	168	.49159	168	21	21		
DIV. I NON-CONF.			12-16-0		.42857	198	1-2-0		230	187	217	.47069	217	21	21		
TOTALS		RPI 1-25		RPI 26-50		W-L RECORDS		RPI 51-100		RPI 101-150		RPI 150+					
25-23-0		0-3-0		1-0-0		OVERALL		1-6-0		8-6-0		15-8-0					
11-5-0		0-0-0		0-0-0		HOME		0-3-0		3-0-0		8-2-0					
10-14-0		0-3-0		1-0-0		AWAY		1-3-0		4-6-0		4-2-0					
4-4-0		0-0-0		0-0-0		NEUTRAL		0-0-0		1-0-0		3-4-0					
12-16-0		0-3-0		1-0-0		NON-CONFERENCE		1-6-0		3-3-0		7-4-0					
4-3-0		0-0-0		0-0-0		HOME		0-3-0		0-0-0		4-0-0					
4-9-0		0-3-0		1-0-		AWAY		1-3-0		2-3-0		0-0-0					
4-4-0		0-0-0		0-0-0		NEUTRAL		0-0-0		1-0-0		3-4-0					
13-7-0		0-0-0		0-0-0		CONFERENCE		0-0-0		5-3-0		8-4-0					
7-2-0		0-0-0		0-0-0		HOME		0-0-0		3-0-0		4-2-0					
6-5-0		0-0-0		0-0-0		AWAY		0-0-0		2-3-0		4-2-0					
0-0-0		0-0-0		0-0-0		NEUTRAL		0-0-0		0-0-0		0-0-0					
RPI	S	Opponent		Score		RPI	S	Opponent		Score		RPI	S	Opponent		Score	
14	A	Southern Miss.		4	9	41	A	UConn		5	3	56	H	Rhode Island		3	7
14	A	Southern Miss.		7	8							83	H	Boston College		7	10
14	A	Southern Miss.		1	14							83	H	Boston College		1	5
												84	A	Cincinnati		8	10
												84	A	Cincinnati		2	4
												84	A	Cincinnati		6	3
												99	A	Virginia Tech		5	17

Non-Div. I Games:

Northeastern

RPI	S	Opponent	Score	
256	N	Massachusetts	5	6
266	H	Hofstra	8	4
266	H	Hofstra	5	4
266	H	Hofstra	2	5
282	N	Chicago St.	10	7
283	N	Lehigh	12	6
296	H	NYIT	8	3
296	H	NYIT	11	0
296	H	NYIT	12	3
296	H	NYIT	16	7

Northeastern

N
o
r
t
h
e
a
s
t
e
r
n

N
o
r
t
h
e
a
s
t
e
r
n

A
u
s
t
i
n
P
e
a
y

Austin Peay

RPI	S	Opponent	Score
228	H	SIUE	4 7
231	A	Eastern Ky.	4 5
231	A	Eastern Ky.	14 10
231	A	Eastern Ky.	6 7
240	A	Western Ky.	7 3
240	H	Western Ky.	17 22
264	A	Evansville	1 6
264	H	Evansville	7 5
269	H	Youngstown St.	9 2
281	H	Illinois St.	9 4

Austin Peay

Average RPI Win:	176	WON-LOST RECORD		WINNING PCT. RANK		LAST 10 GAMES		STRENGTH OF SCHEDULE		OPP. STRENGTH OF SCHEDULE		TEAM RPI		ADJ RPI		CONF. RPI		ADJ CONF. RPI
DIV. I ONLY		22-22-0	.5	147		4-6-0		158		148		170		.4909	170	10		10
DIV. I NON-CONF.		12-19-0	.3871	223		2-4-0		242		133		249		.44367	249	16		16
<hr/>																		
TOTALS		RPI 1-25		RPI 26-50		W-L RECORDS		RPI 51-100		RPI 101-150		RPI 150+						
22-22-0		0-0-0		3-7-0		OVERALL		4-4-0		1-0-0		14-11-0						
14-10-0		0-0-0		3-5-0		HOME		1-3-0		1-0-0		9-2-0						
8-10-0		0-0-0		0-1-0		AWAY		3-1-0		0-0-0		5-8-0						
0-2-0		0-0-0		0-1-0		NEUTRAL		0-0-0		0-0-0		0-1-0						
<hr/>																		
12-19-0		0-0-0		1-6-0		NON-CONFERENCE		2-2-0		1-0-0		8-11-0						
9-8-0		0-0-0		1-4-0		HOME		1-2-0		1-0-0		6-2-0						
3-9-0		0-0-0		0-0-		AWAY		1-0-0		0-0-0		2-8-0						
0-2-0		0-0-0		0-1-0		NEUTRAL		0-0-0		0-0-0		0-1-0						
<hr/>																		
10-3-0		0-0-0		2-1-0		CONFERENCE		2-2-0		0-0-0		6-0-0						
5-2-0		0-0-0		2-1-0		HOME		0-1-0		0-0-0		3-0-0						
5-1-0		0-0-0		0-0-0		AWAY		2-1-0		0-0-0		3-0-0						
0-0-0		0-0-0		0-0-0		NEUTRAL		0-0-0		0-0-0		0-0-0						
<hr/>																		
RPI	S	Opponent	Score	RPI	S	Opponent	Score	RPI	S	Opponent	Score	RPI	S	Opponent	Score			
				31	H	St. John's (NY)	5 1	59	A	Kansas	7 3	138	H	Wichita St.	4 3			
				31	H	St. John's (NY)	7 4	82	A	Seton Hall	2 1	159	N	Saint Louis	3 7			
				31	H	St. John's (NY)	2 3	82	A	Seton Hall	0 1	165	H	UC Davis	1 12			
				32	N	Michigan	6 7	82	A	Seton Hall	4 3	165	H	UC Davis	2 1			
				39	A	Nebraska	6 14	90	H	Winthrop	0 4	165	H	UC Davis	4 3			
				39	H	Nebraska	5 2	90	H	Winthrop	7 1	173	A	UAB	1 14			
				39	H	Nebraska	0 4	90	H	Winthrop	1 2	173	A	UAB	2 3			
				42	H	McNeese	3 5	98	H	Xavier	1 2	173	A	UAB	1 5			
				42	H	McNeese	4 9					206	A	Georgetown	11 9			
				42	H	McNeese	1 5					206	A	Georgetown	7 5			
												206	A	Georgetown	6 4			
												213	A	Air Force	9 12			
												213	A	Air Force	5 7			
												250	H	South Dakota St.	6 5			
												262	H	Utah Valley	19 5			
												262	H	Utah Valley	6 5			
												262	H	Utah Valley	1 2			
												262	H	Utah Valley	3 2			
												263	H	Villanova	6 5			
												263	H	Villanova	11 2			
												263	H	Villanova	2 1			
												265	A	Santa Clara	3 1			
				42	H	McNeese	4 9	82	A	Seton Hall	4 3	267	A	Abilene Christian	2 3			
				42	H	McNeese	3 5	82	A	Seton Hall	0 1	267	A	Abilene Christian	7 8			
				42	H	McNeese	1 5	82	A	Seton Hall	2 1	267	A	Abilene Christian	3 4			
				39	H	Nebraska	0 4	98	H	Xavier	1 2	278	A	Omaha	7 5			
				278	A	Omaha	7 5	138	H	Wichita St.	4 3							

Non-Div. I Games:

Creighton

C
S
U
N

CSUN

RPI	S	Opponent	Score	
178	H	CSU Bakersfield	3	2
193	A	Pepperdine	13	7
193	H	Pepperdine	4	16
215	H	Holy Cross	10	5
241	H	Towson	11	5
241	H	Towson	2	7
241	H	Towson	5	6
241	H	Towson	1	4
275	H	Portland	3	4
275	H	Portland	6	0
275	H	Portland	3	0

CSUN

C
S
U
N

C
S
U
N

Average RPI Win: 197		WON-LOST RECORD	WINNING PCT. RANK	LAST 10 GAMES	STRENGTH OF SCHEDULE	OPP. STRENGTH OF SCHEDULE	TEAM RPI	ADJ RPI	CONF. RPI	ADJ CONF. RPI							
Average RPI Loss: 131																	
DIV. I ONLY		22-28-0	.44 204	6-4-0	143	161	173	.48855 172	18	18							
DIV. I NON-CONF.		11-17-0	.39286 218	2-2-0	127	121	195	.48008 195	18	18							
<hr/>																	
TOTALS		RPI 1-25		RPI 26-50		W-L RECORDS		RPI 51-100		RPI 101-150	RPI 150+						
22-28-0		0-5-0		0-0-0		OVERALL		1-6-0		3-3-0	18-14-0						
11-10-0		0-1-0		0-0-0		HOME		0-4-0		2-1-0	9-4-0						
10-17-0		0-4-0		0-0-0		AWAY		1-1-0		1-2-0	8-10-0						
1-1-0		0-0-0		0-0-0		NEUTRAL		0-1-0		0-0-0	1-0-0						
11-17-0		0-5-0		0-0-0		NON-CONFERENCE		0-3-0		1-2-0	10-7-0						
7-5-0		0-1-0		0-0-0		HOME		0-1-0		0-0-0	7-3-0						
3-11-0		0-4-0		0-0-		AWAY		0-1-0		1-2-0	2-4-0						
1-1-0		0-0-0		0-0-0		NEUTRAL		0-1-0		0-0-0	1-0-0						
11-11-0		0-0-0		0-0-0		CONFERENCE		1-3-0		2-1-0	8-7-0						
4-5-0		0-0-0		0-0-0		HOME		0-3-0		2-1-0	2-1-0						
7-6-0		0-0-0		0-0-0		AWAY		1-0-0		0-0-0	6-6-0						
0-0-0		0-0-0		0-0-0		NEUTRAL		0-0-0		0-0-0	0-0-0						
RPI	S	Opponent		Score		RPI	S	Opponent		Score		RPI	S	Opponent		Score	
2	A	North Carolina		0	2	62	A	Liberty		5	4	111	A	North Florida		0	9
2	A	North Carolina		3	9	62	H	Liberty		4	9	111	A	North Florida		8	7
2	A	North Carolina		5	7	62	H	Liberty		3	13	111	A	North Florida		2	9
9	A	Wake Forest		7	18	62	H	Liberty		1	6	131	H	High Point		3	2
9	H	Wake Forest		2	9	76	N	Kent St.		1	9	131	H	High Point		8	1
						99	A	Virginia Tech		7	9	131	H	High Point		5	6
						99	H	Virginia Tech		6	17	152	A	Presbyterian		4	1
												152	A	Presbyterian		1	4
												152	A	Presbyterian		3	4
												182	A	Appalachian St.		9	13
												182	H	Appalachian St.		5	7
												188	A	George Mason		4	6
												188	A	George Mason		9	4
												192	A	VMI		15	9
												192	H	VMI		9	3
												192	H	VMI		5	7
												194	A	Elon		1	10
												195	A	ETSU		5	8
												195	H	ETSU		4	3
												204	A	UNC Asheville		5	2
												204	A	UNC Asheville		6	7
												204	A	UNC Asheville		13	2
						LAST 10 GAMES						204	A	UNC Asheville		6	7
						131	H	High Point		8	1	204	A	UNC Asheville		5	2
						131	H	High Point		3	2	204	A	UNC Asheville		13	2
						131	H	High Point		5	6	204	A	UNC Asheville		15	9
						9	H	Wake Forest		2	9	192	A	VMI		15	9
						195	A	ETSU		5	8	192	H	VMI		9	3
												224	H	Northern Ky.		7	3
												224	H	Northern Ky.		10	5

Non-Div. I Games:

Radford

RPI	S	Opponent	Score	
224	H	Northern Ky.	5	10
234	A	Charleston So.	2	3
234	A	Charleston So.	3	4
234	A	Charleston So.	1	4
243	H	Rider	18	0
243	H	Rider	11	5
243	H	Rider	3	1
244	N	Quinnipiac	4	0
258	H	Longwood	16	6
258	H	Longwood	1	7
258	H	Longwood	10	0

Radford

R
a
d
f
o
r
d

R
a
d
f
o
r
d

U
A
B

UAB

RPI	S	Opponent	Score	
295	H	Alabama A&M	7	1
295	H	Alabama A&M	8	2

UAB

U
A
B

U
A
B

Average RPI Win: 168		WON-LOST	WINNING	LAST 10	STRENGTH OF		OPP. STRENGTH	TEAM	ADJ	CONF.	ADJ CONF.
Average RPI Loss: 57		RECORD	PCT. RANK	GAMES	SCHEDULE		OF SCHEDULE	RPI	RPI	RPI	RPI
DIV. I ONLY		19-32-0	.37255	241	41		65	175	.48807	174	2
DIV. I NON-CONF.		14-9-0	.6087	77	232		273	219	.47	219	2
TOTALS		RPI 1-25	RPI 26-50		W-L RECORDS		RPI 51-100		RPI 101-150		RPI 150+
19-32-0		2-11-0	4-9-0		OVERALL		0-6-0		0-4-0		13-2-0
14-22-0		2-8-0	0-3-0		HOME		0-6-0		0-3-0		12-2-0
5-9-0		0-3-0	4-5-0		AWAY		0-0-0		0-1-0		1-0-0
0-1-0		0-0-0	0-1-0		NEUTRAL		0-0-0		0-0-0		0-0-0
14-9-0		1-0-0	0-0-0		NON-CONFERENCE		0-3-0		0-4-0		13-2-0
13-8-0		1-0-0	0-0-0		HOME		0-3-0		0-3-0		12-2-0
1-1-0		0-0-0	0-0-		AWAY		0-0-0		0-1-0		1-0-0
0-0-0		0-0-0	0-0-0		NEUTRAL		0-0-0		0-0-0		0-0-0
5-23-0		1-11-0	4-9-0		CONFERENCE		0-3-0		0-0-0		0-0-0
1-14-0		1-8-0	0-3-0		HOME		0-3-0		0-0-0		0-0-0
4-8-0		0-3-0	4-5-0		AWAY		0-0-0		0-0-0		0-0-0
0-1-0		0-0-0	0-1-0		NEUTRAL		0-0-0		0-0-0		0-0-0
RPI S	Opponent	Score	RPI S	Opponent	Score	RPI S	Opponent	Score	RPI S	Opponent	Score
5 H	Florida	6 13	29 A	South Carolina	4 2	65 H	Missouri	4 7	101 H	Jacksonville St.	8 11
5 H	Florida	1 2	29 A	South Carolina	5 6	65 H	Missouri	0 3	101 H	Jacksonville St.	1 2
5 H	Florida	5 10	29 A	South Carolina	2 4	65 H	Missouri	5 9	114 H	Samford	3 10
12 H	LSU	4 7	34 A	Ole Miss	2 8	91 H	Oral Roberts	4 5	119 A	Troy	11 12
12 H	LSU	2 8	34 A	Ole Miss	4 5	91 H	Oral Roberts	3 6	152 H	Presbyterian	3 4
12 H	LSU	3 4	34 A	Ole Miss	2 7	91 H	Oral Roberts	2 5	152 H	Presbyterian	4 3
14 H	Southern Miss.	12 5	37 H	Texas A&M	5 9				152 H	Presbyterian	8 1
18 H	Arkansas	5 8	37 H	Texas A&M	2 8				173 A	UAB	4 1
18 H	Arkansas	7 1	37 H	Texas A&M	2 3				173 H	UAB	6 4
18 H	Arkansas	1 7	43 A	Auburn	11 9				189 H	Eastern Ill.	5 0
24 A	Mississippi St.	3 4	43 A	Auburn	7 6				247 H	La.-Monroe	6 2
24 A	Mississippi St.	5 6	43 A	Auburn	4 3				247 H	La.-Monroe	4 3
24 A	Mississippi St.	12 13	43 N	Auburn	3 4				247 H	La.-Monroe	10 3
LAST 10 GAMES									278 H	Grambling	12 2
	5 H Florida	5 10		43 A Auburn	7 6				284 H	Ark.-Pine Bluff	14 1
	5 H Florida	6 13		43 A Auburn	4 3				284 H	Ark.-Pine Bluff	6 5
	5 H Florida	1 2		12 H LSU	3 4				284 H	Ark.-Pine Bluff	3 8
	278 H Grambling	12 2		12 H LSU	4 7				284 H	Ark.-Pine Bluff	12 2
	43 A Auburn	11 9		12 H LSU	2 8				286 H	Alcorn	18 1

Non-Div. I Games:

Alabama

Average RPI Win: 183		WON-LOST RECORD		WINNING PCT. RANK		LAST 10 GAMES		STRENGTH OF SCHEDULE		OPP. STRENGTH OF SCHEDULE		TEAM RPI		ADJ RPI		CONF. RPI		ADJ CONF. RPI	
DIV. I ONLY		23-26-0		.46939 178		4-6-0		169		180		171		.48805 175		17		17	
DIV. I NON-CONF.		10-12-0		.45455 184		0-2-0		225		139		200		.47575 204		20		20	
TOTALS		RPI 1-25		RPI 26-50		W-L RECORDS		RPI 51-100		RPI 101-150		RPI 150+							
23-26-0		0-4-0		2-0-0		OVERALL		0-5-0		4-5-0		17-12-0							
10-10-0		0-0-0		0-0-0		HOME		0-0-0		3-3-0		7-7-0							
10-16-0		0-4-0		1-0-0		AWAY		0-5-0		1-2-0		8-5-0							
3-0-0		0-0-0		1-0-0		NEUTRAL		0-0-0		0-0-0		2-0-0							
10-12-0		0-4-0		2-0-0		NON-CONFERENCE		0-2-0		0-0-0		8-6-0							
3-5-0		0-0-0		0-0-0		HOME		0-0-0		0-0-0		3-5-0							
4-7-0		0-4-0		1-0-		AWAY		0-2-0		0-0-0		3-1-0							
3-0-0		0-0-0		1-0-0		NEUTRAL		0-0-0		0-0-0		2-0-0							
13-14-0		0-0-0		0-0-0		CONFERENCE		0-3-0		4-5-0		9-6-0							
7-5-0		0-0-0		0-0-0		HOME		0-0-0		3-3-0		4-2-0							
6-9-0		0-0-0		0-0-0		AWAY		0-3-0		1-2-0		5-4-0							
0-0-0		0-0-0		0-0-0		NEUTRAL		0-0-0		0-0-0		0-0-0							
RPI S	Opponent	Score		RPI S	Opponent	Score		RPI S	Opponent	Score		RPI S	Opponent	Score					
6 A	TCU	2	9	28 A	Southeastern La.	3	1	65 A	Missouri	0	11	101 H	Jacksonville St.	3	4				
6 A	TCU	2	13	47 N	Louisiana	2	0	94 A	Memphis	10	11	101 H	Jacksonville St.	5	7				
6 A	TCU	6	15					95 A	Tennessee Tech	4	6	101 H	Jacksonville St.	6	4				
7 A	Kentucky	7	9					95 A	Tennessee Tech	2	4	123 A	Morehead St.	11	15				
								95 A	Tennessee Tech	10	14	123 A	Morehead St.	12	11				
												123 A	Morehead St.	7	19				
												140 H	Southeast Mo. St.	11	1				
												140 H	Southeast Mo. St.	3	4				
												140 H	Southeast Mo. St.	9	7				
												157 A	Belmont	16	4				
												157 A	Belmont	6	4				
												157 A	Belmont	4	14				
												169 H	Austin Peay	5	8				
												169 H	Austin Peay	8	6				
												169 H	Austin Peay	17	12				
												189 A	Eastern Ill.	5	7				
												189 A	Eastern Ill.	10	8				
												189 A	Eastern Ill.	11	10				
												190 A	Southern Ill.	13	10				
												190 H	Southern Ill.	13	12				
												211 H	Buffalo	10	12				
												211 H	Buffalo	12	4				
												211 H	Buffalo	4	11				
												228 A	SIUE	18	9				
												228 A	SIUE	1	8				
												228 A	SIUE	5	6				
												231 H	Eastern Ky.	8	4				
Non-Div. I Games:		Lindenwood (IL)		6 7		Harris-Stowe		9 1		Kentucky St.		22 0						Murray St.	

M
u
r
r
a
y
s
t
.

M
u
r
r
a
y
s
t
.

Murray St.

Average RPI Win:	219	WON-LOST RECORD	WINNING PCT. RANK	LAST 10 GAMES	STRENGTH OF SCHEDULE	OPP. STRENGTH OF SCHEDULE	TEAM RPI	ADJ RPI	CONF. RPI	ADJ CONF. RPI		
DIV. I ONLY		29-23-0	.55769	100	8-2-0	266	184	176	.4872	176	22	22
DIV. I NON-CONF.		16-15-0	.51613	139	0-1-0	271	218	205	.47574	205	24	24
<hr/>												
TOTALS	RPI 1-25	RPI 26-50		W-L RECORDS		RPI 51-100		RPI 101-150		RPI 150+		
29-23-0	0-2-0	1-3-0		OVERALL		1-2-0		3-6-0		24-10-0		
14-8-0	0-1-0	0-0-0		HOME		1-2-0		2-1-0		11-4-0		
15-15-0	0-1-0	1-3-0		AWAY		0-0-0		1-5-0		13-6-0		
0-0-0	0-0-0	0-0-0		NEUTRAL		0-0-0		0-0-0		0-0-0		
16-15-0	0-2-0	1-3-0		NON-CONFERENCE		0-0-0		0-3-0		15-7-0		
10-3-0	0-1-0	0-0-0		HOME		0-0-0		0-0-0		10-2-0		
6-12-0	0-1-0	1-0-		AWAY		0-0-0		0-3-0		5-5-0		
0-0-0	0-0-0	0-0-0		NEUTRAL		0-0-0		0-0-0		0-0-0		
13-8-0	0-0-0	0-0-0		CONFERENCE		1-2-0		3-3-0		9-3-0		
4-5-0	0-0-0	0-0-0		HOME		1-2-0		2-1-0		1-2-0		
9-3-0	0-0-0	0-0-0		AWAY		0-0-0		1-2-0		8-1-0		
0-0-0	0-0-0	0-0-0		NEUTRAL		0-0-0		0-0-0		0-0-0		
RPI	S	Opponent	Score	RPI	S	Opponent	Score	RPI	S	Opponent	Score	
13	A	Virginia	1 11	43	A	Auburn	0 9	56	H	Rhode Island	15 5	
13	H	Virginia	1 7	43	A	Auburn	3 4	56	H	Rhode Island	3 5	
				43	A	Auburn	9 5	56	H	Rhode Island	2 7	
				43	A	Auburn	0 2					
										120	A Florida A&M	
										120	A Florida A&M	
										120	A Florida A&M	
										145	H Davidson	
										145	H Davidson	
										145	H Davidson	
										158	A UMBC	
										158	H UMBC	
										188	A George Mason	
										188	A George Mason	
										188	A George Mason	
										192	A VMI	
										192	A VMI	
										192	A VMI	
										206	A Georgetown	
										206	H Georgetown	
										207	H Monmouth	
										207	H Monmouth	
										207	H Monmouth	
										241	A Towson	
										241	H Towson	
										251	A Richmond	
										251	A Richmond	
										251	A Richmond	
LAST 10 GAMES				LAST 10 GAMES								
				280	A	La Salle	4 2	188	A	George Mason	4 3	
				280	A	La Salle	4 1	206	A	Georgetown	7 8	
				280	A	La Salle	3 1	145	H	Davidson	4 3	
				188	A	George Mason	12 5	145	H	Davidson	5 0	
				188	A	George Mason	4 1	145	H	Davidson	2 12	

Non-Div. I Games:

George Washington

RPI	S	Opponent	Score	
256	H	Massachusetts	4	10
256	H	Massachusetts	1	2
256	H	Massachusetts	10	2
263	A	Villanova	6	3
263	A	Villanova	0	3
263	A	Villanova	5	2
277	A	Delaware St.	12	4
277	H	Delaware St.	9	6
280	A	La Salle	3	1
280	A	La Salle	4	1
280	A	La Salle	4	2
288	H	UMES	10	4
289	H	NJIT	8	2
289	H	NJIT	4	1
289	H	NJIT	6	2
294	H	Coppin St.	20	7

George Washington

G
e
o
r
g
e
W
a
s
h
i
n
g
t
o
n

G
e
o
r
g
e
W
a
s
h
i
n
g
t
o
n

RPI	S	Opponent	Score	
235	H	LIU Brooklyn	1	0
235	H	LIU Brooklyn	15	11
254	H	Manhattan	11	10
257	A	Sacred Heart	11	5
257	H	Sacred Heart	6	5
257	H	Sacred Heart	11	5
257	H	Sacred Heart	9	3
261	H	Iona	13	2
296	A	NYIT	11	8
296	H	NYIT	7	2

Stony Brook

S
t
o
n
y
B
r
o
o
k

S
t
o
n
y
B
r
o
o
k

[illegible]

Non-Div. I Games:

CSU Bakersfield

RPI	S	Opponent	Score	
273	H	Seattle U	7	6
273	H	Seattle U	6	9
275	H	Portland	7	5
275	H	Portland	7	3
275	H	Portland	6	3
275	H	Portland	11	4
282	A	Chicago St.	4	8
282	A	Chicago St.	3	0
282	A	Chicago St.	12	1

Average RPI Win: 181		WON-LOST RECORD		WINNING PCT. RANK		LAST 10 GAMES		STRENGTH OF SCHEDULE		OPP. STRENGTH OF SCHEDULE		TEAM RPI		ADJ RPI		CONF. RPI		ADJ CONF. RPI	
DIV. I ONLY		22-27-0		.44898 196		2-8-0		119		191		179		.48621 179		18		18	
DIV. I NON-CONF.		13-15-0		.46429 174		1-3-0		103		202		176		.48873 175		18		18	
TOTALS		RPI 1-25		RPI 26-50		W-L RECORDS		RPI 51-100		RPI 101-150		RPI 150+							
22-27-0		0-3-0		0-0-0		OVERALL		1-5-0		7-7-0		14-12-0							
15-12-0		0-0-0		0-0-0		HOME		1-2-0		5-3-0		9-7-0							
7-15-0		0-3-0		0-0-0		AWAY		0-3-0		2-4-0		5-5-0							
0-0-0		0-0-0		0-0-0		NEUTRAL		0-0-0		0-0-0		0-0-0							
13-15-0		0-3-0		0-0-0		NON-CONFERENCE		0-0-0		6-5-0		7-7-0							
10-8-0		0-0-0		0-0-0		HOME		0-0-0		5-3-0		5-5-0							
3-7-0		0-3-0		0-0-		AWAY		0-0-0		1-2-0		2-2-0							
0-0-0		0-0-0		0-0-0		NEUTRAL		0-0-0		0-0-0		0-0-0							
9-12-0		0-0-0		0-0-0		CONFERENCE		1-5-0		1-2-0		7-5-0							
5-4-0		0-0-0		0-0-0		HOME		1-2-0		0-0-0		4-2-0							
4-8-0		0-0-0		0-0-0		AWAY		0-3-0		1-2-0		3-3-0							
0-0-0		0-0-0		0-0-0		NEUTRAL		0-0-0		0-0-0		0-0-0							
RPI S	Opponent		Score		RPI S	Opponent		Score		RPI S	Opponent		Score		RPI S	Opponent		Score	
2	A	North Carolina	1	11						62	H	Liberty	8	10	102	H	Wright St.	6	8
19	A	West Virginia	3	4						62	H	Liberty	10	8	102	H	Wright St.	9	8
19	A	West Virginia	5	15						62	H	Liberty	4	17	111	A	Western Caro.	15	13
										90	A	Winthrop	6	7	111	H	Western Caro.	7	5
										90	A	Winthrop	1	3	131	A	High Point	4	6
										90	A	Winthrop	1	3	131	A	High Point	7	2
															131	A	High Point	7	12
															142	A	Furman	10	27
															142	H	Furman	5	0
															143	H	Canisius	5	0
															143	H	Canisius	5	9
															143	H	Canisius	6	5
															143	H	Canisius	7	10
															145	A	Davidson	2	11
															152	A	Presbyterian	1	2
															152	A	Presbyterian	1	2
															152	A	Presbyterian	10	4
															158	H	UMBC	4	3
															158	H	UMBC	5	2
															158	H	UMBC	0	6
															182	H	Appalachian St.	1	5
															182	H	Appalachian St.	2	4
															182	H	Appalachian St.	4	5
															195	A	ETSU	4	19
															195	A	ETSU	4	5
															195	A	ETSU	5	1
															206	H	Georgetown	2	4
LAST 10 GAMES																			
19	A	West Virginia	3	4	142	A	Furman	10	27	182	H	Appalachian St.	4	5					
19	A	West Virginia	5	15	152	A	Presbyterian	1	2	195	A	ETSU	4	19					
90	A	Winthrop	1	3	152	A	Presbyterian	1	2	195	A	ETSU	4	5					
90	A	Winthrop	1	3	152	A	Presbyterian	10	4	195	A	ETSU	5	1					
90	A	Winthrop	6	7	142	H	Furman	5	0	206	H	Georgetown	2	4					

Non-Div. I Games:

Gardner-Webb

RPI	S	Opponent	Score	
206	H	Georgetown	8	1
206	H	Georgetown	4	3
212	H	Campbell	6	8
212	H	Campbell	10	9
212	H	Campbell	2	7
234	A	Charleston So.	6	3
234	A	Charleston So.	2	18
234	A	Charleston So.	7	5
244	H	Quinnipiac	5	2
253	A	USC Upstate	10	5
258	H	Longwood	7	2
258	H	Longwood	4	3
258	H	Longwood	4	2

Gardner-Webb

G
a
r
d
n
e
r
-
W
e
b
b

G
a
r
d
n
e
r
-
W
e
b
b

Average RPI Win:	207	WON-LOST	WINNING	LAST 10	STRENGTH OF	OPP. STRENGTH	TEAM	ADJ	CONF.	ADJ CONF.
Average RPI Loss:	150	RECORD	PCT. RANK	GAMES	SCHEDULE	OF SCHEDULE	RPI	RPI	RPI	RPI
DIV. I ONLY		22-23-0	.48889 165	8-2-0	224	217	180	.4852 180	15	15
DIV. I NON-CONF.		14-11-0	.56 110	3-0-0	273	263	172	.49018 171	14	14
TOTALS	RPI 1-25	RPI 26-50	W-L RECORDS	RPI 51-100	RPI 101-150	RPI 150+				
22-23-0	0-0-0	0-5-0	OVERALL	1-1-0	2-3-0	19-14-0				
7-6-0	0-0-0	0-3-0	HOME	0-0-0	1-1-0	6-2-0				
11-15-0	0-0-0	0-2-0	AWAY	0-0-0	1-1-0	10-12-0				
4-2-0	0-0-0	0-0-0	NEUTRAL	1-1-0	0-1-0	3-0-0				
14-11-0	0-0-0	0-2-0	NON-CONFERENCE	1-1-0	2-3-0	11-5-0				
4-1-0	0-0-0	0-0-0	HOME	0-0-0	1-1-0	3-0-0				
6-8-0	0-0-0	0-0-0	AWAY	0-0-0	1-1-0	5-5-0				
4-2-0	0-0-0	0-0-0	NEUTRAL	1-1-0	0-1-0	3-0-0				
8-12-0	0-0-0	0-3-0	CONFERENCE	0-0-0	0-0-0	8-9-0				
3-5-0	0-0-0	0-3-0	HOME	0-0-0	0-0-0	3-2-0				
5-7-0	0-0-0	0-0-0	AWAY	0-0-0	0-0-0	5-7-0				
0-0-0	0-0-0	0-0-0	NEUTRAL	0-0-0	0-0-0	0-0-0				
RPI S Opponent Score	RPI S Opponent Score	RPI S Opponent Score	RPI S Opponent Score	RPI S Opponent Score	RPI S Opponent Score	RPI S Opponent Score				
	31 A St. John's (NY) 3 9		90 N Winthrop 7 9		129 A Marist 4 3					
	46 A Coastal Caro. 0 14		90 N Winthrop 3 2		129 A Marist 1 2					
	48 H Binghamton 3 4				129 H Marist 6 9					
	48 H Binghamton 0 3				129 H Marist 8 2					
	48 H Binghamton 2 7				135 N San Francisco 11 12					
					158 A UMBC 6 7					
					158 A UMBC 9 1					
					158 A UMBC 3 9					
					158 H UMBC 8 15					
					158 H UMBC 10 2					
					158 H UMBC 2 5					
					164 A Hartford 3 4					
					164 A Hartford 6 3					
					164 A Hartford 7 4					
					177 A Stony Brook 8 3					
					177 A Stony Brook 3 8					
					177 A Stony Brook 1 7					
					177 H Stony Brook 4 2					
					177 H Stony Brook 3 2					
					186 A UMass Lowell 0 18					
					186 A UMass Lowell 0 4					
					186 A UMass Lowell 4 2					
					207 H Monmouth 4 3					
					209 A Fordham 3 7					
					218 A Brown 5 13					
					239 A Army West Point 10 13					
					254 A Manhattan 16 5					
LAST 10 GAMES				257 H Sacred Heart 14 13	177 H Stony Brook 3 2	207 H Monmouth 4 3				
				164 A Hartford 7 4	207 H Monmouth 4 3	209 A Fordham 3 7				
				164 A Hartford 6 3	254 H Manhattan 7 3	218 A Brown 5 13				
				164 A Hartford 3 4	158 H UMBC 10 2	239 A Army West Point 10 13				
				177 H Stony Brook 4 2	158 H UMBC 2 5	254 A Manhattan 16 5				

Non-Div. I Games:

Albany (NY)

RPI	S	Opponent	Score	
254	H	Manhattan	7	3
257	H	Sacred Heart	14	13
258	A	Longwood	11	3
258	A	Longwood	6	11
258	A	Longwood	13	6
261	A	Iona	8	4
266	N	Hofstra	3	1
266	N	Hofstra	4	3
266	N	Hofstra	7	6
296	A	NYIT	0	3
296	A	NYIT	8	1

Albany (NY)

A
l
b
a
n
y
(
N
Y
)

A
l
b
a
n
y
(
N
Y
)

[illegible]

Non-Div. I Games:

Princeton

RPI	S	Opponent	Score	
203	A	Penn	4	5
207	A	Monmouth	4	8
218	H	Brown	3	2
218	H	Brown	11	5
243	H	Rider	7	7

Princeton

P
r
i
n
c
e
t
o
n

P
r
i
n
c
e
t
o
n

Average RPI Win: 178		WON-LOST	WINNING	LAST 10	STRENGTH OF		OPP. STRENGTH	TEAM	ADJ	CONF.	ADJ CONF.
Average RPI Loss: 111		RECORD	PCT. RANK	GAMES	SCHEDULE		OF SCHEDULE	RPI	RPI	RPI	RPI
DIV. I ONLY		19-33-0	.36538	245	1-9-0		105	110	182	.48428	182
DIV. I NON-CONF.		11-14-0	.44	192	0-2-0		117	77	128	.51221	128
TOTALS		RPI 1-25	RPI 26-50		W-L RECORDS		RPI 51-100		RPI 101-150		RPI 150+
19-33-0		0-2-0	1-7-0		OVERALL		1-9-0		2-4-0		15-11-0
6-13-0		0-1-0	0-3-0		HOME		0-3-0		0-0-0		6-6-0
10-16-0		0-0-0	1-3-0		AWAY		1-6-0		1-4-0		7-3-0
3-4-0		0-1-0	0-1-0		NEUTRAL		0-0-0		1-0-0		2-2-0
11-14-0		0-2-0	0-2-0		NON-CONFERENCE		0-4-0		1-2-0		10-4-0
3-1-0		0-1-0	0-0-0		HOME		0-0-0		0-0-0		3-0-0
5-9-0		0-0-0	0-0-		AWAY		0-4-0		0-2-0		5-2-0
3-4-0		0-1-0	0-1-0		NEUTRAL		0-0-0		1-0-0		2-2-0
8-19-0		0-0-0	1-5-0		CONFERENCE		1-5-0		1-2-0		5-7-0
3-12-0		0-0-0	0-3-0		HOME		0-3-0		0-0-0		3-6-0
5-7-0		0-0-0	1-2-0		AWAY		1-2-0		1-2-0		2-1-0
0-0-0		0-0-0	0-0-0		NEUTRAL		0-0-0		0-0-0		0-0-0
RPI S	Opponent	Score	RPI S	Opponent	Score	RPI S	Opponent	Score	RPI S	Opponent	Score
9 H	Wake Forest	4 5	29 A	South Carolina	4 8	65 A	Missouri	1 7	111 N	Western Caro.	7 3
9 N	Wake Forest	3 10	31 N	St. John's (NY)	3 7	65 A	Missouri	2 3	119 A	Troy	12 2
			38 H	South Ala.	6 8	65 A	Missouri	0 4	119 A	Troy	3 11
			38 H	South Ala.	5 24	78 A	Ga. Southern	7 3	119 A	Troy	1 9
			38 H	South Ala.	6 11	78 A	Ga. Southern	2 6	144 A	UNCW	5 6
			47 A	Louisiana	3 4	78 A	Ga. Southern	4 6	145 A	Davidson	6 12
			47 A	Louisiana	0 3	85 A	East Carolina	0 4	172 A	Radford	7 5
			47 A	Louisiana	12 4	92 H	UT Arlington	5 6	172 H	Radford	13 9
						92 H	UT Arlington	2 5	179 A	Gardner-Webb	5 4
						92 H	UT Arlington	1 18	179 A	Gardner-Webb	5 1
									179 A	Gardner-Webb	4 2
									184 H	Arkansas St.	3 5
									184 H	Arkansas St.	7 6
									184 H	Arkansas St.	1 4
									187 H	Texas St.	0 2
									187 H	Texas St.	4 7
									187 H	Texas St.	3 6
									188 N	George Mason	1 3
									192 N	VMI	5 11
									192 N	VMI	3 1
									195 A	ETSU	4 5
									195 H	ETSU	8 7
									204 A	UNC Asheville	3 5
									204 H	UNC Asheville	4 3
									216 A	Little Rock	3 2
									216 A	Little Rock	2 6
									216 A	Little Rock	7 6

Non-Div. I Games:

Appalachian St.

RPI	S	Opponent	Score	
219	H	Georgia St.	13	1
219	H	Georgia St.	6	1
219	H	Georgia St.	6	8
255	A	N.C. Central	7	5
255	N	N.C. Central	9	5

Appalachian St.

A
P
P
a
l
a
c
h
i
a
n
S
t
.

A
P
P
a
l
a
c
h
i
a
n
S
t
.

Average RPI Win:	205	WON-LOST RECORD	WINNING PCT. RANK	LAST 10 GAMES	STRENGTH OF SCHEDULE	OPP. STRENGTH OF SCHEDULE	TEAM RPI	ADJ RPI	CONF. RPI	ADJ CONF. RPI		
DIV. I ONLY		21-32-0	.39623	229	4-6-0	144	213	183	.48363	183	23	23
DIV. I NON-CONF.		9-23-0	.28125	257	0-3-0	45	173	183	.48606	182	19	19
<hr/>												
TOTALS	RPI 1-25	RPI 26-50		W-L RECORDS		RPI 51-100		RPI 101-150		RPI 150+		
21-32-0	0-4-0	0-2-0		OVERALL		2-9-0		3-3-0		16-14-0		
6-5-0	0-0-0	0-0-0		HOME		1-3-0		0-0-0		5-2-0		
12-19-0	0-4-0	0-2-0		AWAY		0-3-0		2-2-0		10-8-0		
3-8-0	0-0-0	0-0-0		NEUTRAL		1-3-0		1-1-0		1-4-0		
9-23-0	0-4-0	0-2-0		NON-CONFERENCE		2-6-0		3-3-0		4-8-0		
1-1-0	0-0-0	0-0-0		HOME		1-0-0		0-0-0		0-1-0		
5-14-0	0-4-0	0-0-		AWAY		0-3-0		2-2-0		3-3-0		
3-8-0	0-0-0	0-0-0		NEUTRAL		1-3-0		1-1-0		1-4-0		
12-9-0	0-0-0	0-0-0		CONFERENCE		0-3-0		0-0-0		12-6-0		
5-4-0	0-0-0	0-0-0		HOME		0-3-0		0-0-0		5-1-0		
7-5-0	0-0-0	0-0-0		AWAY		0-0-0		0-0-0		7-5-0		
0-0-0	0-0-0	0-0-0		NEUTRAL		0-0-0		0-0-0		0-0-0		
<hr/>												
RPI S	Opponent	Score	RPI S	Opponent	Score	RPI S	Opponent	Score	RPI S	Opponent	Score	
3 A	Louisville	0 13	32 A	Michigan	4 12	63 A	FGCU	5 12	114 A	Samford	3 7	
3 A	Louisville	2 3	32 A	Michigan	1 2	65 N	Missouri	9 27	114 A	Samford	3 4	
3 A	Louisville	7 8				65 N	Missouri	5 6	114 A	Samford	8 3	
19 A	West Virginia	1 17				65 N	Missouri	2 7	121 N	Dartmouth	4 8	
						65 N	Missouri	6 2	134 N	St. Bonaventure	12 7	
						76 H	Kent St.	2 4	148 A	Ohio St.	3 1	
						76 H	Kent St.	0 2	154 N	Butler	4 0	
						76 H	Kent St.	4 9	154 N	Butler	2 6	
						79 A	Michigan St.	6 11	163 A	Fresno St.	3 6	
						79 H	Michigan St.	4 3	163 A	Fresno St.	2 10	
						96 A	Notre Dame	0 5	163 A	Fresno St.	15 11	
									211 A	Buffalo	2 5	
									211 A	Buffalo	4 0	
									211 A	Buffalo	3 6	
									221 A	Miami (OH)	2 6	
									221 A	Miami (OH)	10 6	
									221 A	Miami (OH)	7 5	
									222 H	Ohio	12 11	
									222 H	Ohio	8 2	
									222 H	Ohio	12 9	
									232 A	Oakland	11 14	
									232 H	Oakland	2 3	
									236 A	Western Mich.	1 6	
									236 A	Western Mich.	3 4	
									236 A	Western Mich.	6 2	
									242 N	Milwaukee	4 15	
									242 N	Milwaukee	2 4	
<hr/>												
			LAST 10 GAMES									
			32 A	Michigan	4 12	76 H	Kent St.	0 2	236 A	Western Mich.	1 6	
			260 A	Northern Ill.	14 3	76 H	Kent St.	2 4	236 A	Western Mich.	3 4	
			260 A	Northern Ill.	7 1	76 H	Kent St.	4 9	236 A	Western Mich.	6 2	
			260 A	Northern Ill.	9 2	19 A	West Virginia	1 17	242 N	Milwaukee	4 15	
			79 A	Michigan St.	6 11	211 A	Buffalo	4 0	242 N	Milwaukee	2 4	

Non-Div. I Games:

Eastern Mich.

RPI	S	Opponent	Score	
242	N	Milwaukee	0	3
260	A	Northern Ill.	7	1
260	A	Northern Ill.	14	3
260	A	Northern Ill.	9	2
272	H	Bowling Green	3	0
272	H	Bowling Green	7	6
272	H	Bowling Green	2	6
282	A	Chicago St.	10	6
282	A	Chicago St.	5	2

Eastern Mich.

Average RPI Win:		179	WON-LOST RECORD		WINNING PCT. RANK		LAST 10 GAMES		STRENGTH OF SCHEDULE		OPP. STRENGTH OF SCHEDULE		TEAM RPI		ADJ RPI		CONF. RPI		ADJ CONF. RPI	
DIV. I ONLY			24-26-0		.48 169		4-6-0		191		109		184		.48335 184		9		9	
DIV. I NON-CONF.			13-10-0		.56522 106		1-0-0		258		152		196		.4787 196		10		10	
TOTALS		RPI 1-25		RPI 26-50		W-L RECORDS		RPI 51-100		RPI 101-150		RPI 150+								
24-26-0		0-1-0		3-10-0		OVERALL		4-7-0		1-1-0		16-7-0								
15-12-0		0-1-0		3-3-0		HOME		2-5-0		1-0-0		9-3-0								
9-14-0		0-0-0		0-7-0		AWAY		2-2-0		0-1-0		7-4-0								
0-0-0		0-0-0		0-0-0		NEUTRAL		0-0-0		0-0-0		0-0-0								
13-10-0		0-1-0		2-2-0		NON-CONFERENCE		3-2-0		1-1-0		7-4-0								
9-6-0		0-1-0		2-1-0		HOME		2-2-0		1-0-0		4-2-0								
4-4-0		0-0-0		0-0-		AWAY		1-0-0		0-1-0		3-2-0								
0-0-0		0-0-0		0-0-0		NEUTRAL		0-0-0		0-0-0		0-0-0								
11-16-0		0-0-0		1-8-0		CONFERENCE		1-5-0		0-0-0		9-3-0								
6-6-0		0-0-0		1-2-0		HOME		0-3-0		0-0-0		5-1-0								
5-10-0		0-0-0		0-6-0		AWAY		1-2-0		0-0-0		4-2-0								
0-0-0		0-0-0		0-0-0		NEUTRAL		0-0-0		0-0-0		0-0-0								
RPI	S	Opponent	Score		RPI	S	Opponent	Score		RPI	S	Opponent	Score							
15	H	Missouri St.	0	13	33	H	Louisiana Tech	3	19	78	A	Ga. Southern	1	0						
					33	H	Louisiana Tech	6	5	78	A	Ga. Southern	4	7						
					34	A	Ole Miss	4	16	78	A	Ga. Southern	1	6						
					34	H	Ole Miss	5	0	84	H	Cincinnati	5	1						
					38	H	South Ala.	5	15	84	H	Cincinnati	5	4						
					38	H	South Ala.	12	10	84	H	Cincinnati	4	11						
					38	H	South Ala.	2	12	92	H	UT Arlington	0	2						
					46	A	Coastal Caro.	1	6	92	H	UT Arlington	3	15						
					46	A	Coastal Caro.	0	5	92	H	UT Arlington	7	11						
					46	A	Coastal Caro.	6	11	94	A	Memphis	11	4						
					47	A	Louisiana	2	3	94	H	Memphis	1	2						
					47	A	Louisiana	2	13											
					47	A	Louisiana	0	8											
					LAST 10 GAMES															
					34	H	Ole Miss	5	0	92	H	UT Arlington	3	15						
					78	A	Ga. Southern	1	6	92	H	UT Arlington	7	11						
					78	A	Ga. Southern	1	0	182	A	Appalachian St.	4	1						
					78	A	Ga. Southern	4	7	182	A	Appalachian St.	5	3						
					92	H	UT Arlington	0	2	182	A	Appalachian St.	6	7						
										187	A	Texas St.	13	7						
										187	A	Texas St.	8	7						
										187	A	Texas St.	7	16						
										190	A	Southern Ill.	4	3						
										190	H	Southern Ill.	2	4						
										219	H	Georgia St.	10	5						
										219	H	Georgia St.	4	2						
										219	H	Georgia St.	14	1						
										227	A	Northwestern St.	5	9						
										227	A	Northwestern St.	12	3						

Non-Div. I Games:

Arkansas St.

Harvard

Harvard

RPI	S	Opponent	Score	
294	N	Coppin St.	14	3

Harvard

H
a
r
v
a
r
d

H
a
r
v
a
r
d

Average RPI Win:	180	WON-LOST	WINNING	LAST 10	STRENGTH OF	OPP. STRENGTH	TEAM	ADJ	CONF.	ADJ CONF.	
Average RPI Loss:	125	RECORD	PCT. RANK	GAMES	SCHEDULE	OF SCHEDULE	RPI	RPI	RPI	RPI	
DIV. I ONLY	22-26-0	.45833	184	1-9-0	170	169	186	.4827	186	15	15
DIV. I NON-CONF.	12-13-0	.48	160	0-2-0	186	182	169	.49183	168	14	14
<hr/>											
TOTALS	RPI 1-25	RPI 26-50		W-L RECORDS		RPI 51-100		RPI 101-150		RPI 150+	
22-26-0	0-0-0	2-9-0		OVERALL		1-2-0		2-2-0		17-13-0	
9-7-0	0-0-0	0-0-0		HOME		0-1-0		0-0-0		9-6-0	
5-12-0	0-0-0	0-4-0		AWAY		0-1-0		2-1-0		3-6-0	
8-7-0	0-0-0	2-5-0		NEUTRAL		1-0-0		0-1-0		5-1-0	
12-13-0	0-0-0	1-5-0		NON-CONFERENCE		1-2-0		2-2-0		8-4-0	
1-3-0	0-0-0	0-0-0		HOME		0-1-0		0-0-0		1-2-0	
4-4-0	0-0-0	0-0-		AWAY		0-1-0		2-1-0		2-1-0	
7-6-0	0-0-0	1-4-0		NEUTRAL		1-0-0		0-1-0		5-1-0	
10-13-0	0-0-0	1-4-0		CONFERENCE		0-0-0		0-0-0		9-9-0	
8-4-0	0-0-0	0-0-0		HOME		0-0-0		0-0-0		8-4-0	
1-8-0	0-0-0	0-3-0		AWAY		0-0-0		0-0-0		1-5-0	
1-1-0	0-0-0	1-1-0		NEUTRAL		0-0-0		0-0-0		0-0-0	
RPI S	Opponent	Score	RPI S	Opponent	Score	RPI S	Opponent	Score	RPI S	Opponent	Score
			31 N	St. John's (NY)	3 6	53 A	Yale	3 4	113 A	William & Mary	13 6
			36 A	North Carolina St.	0 8	83 H	Boston College	1 6	121 A	Dartmouth	9 5
			41 N	UConn	3 7	96 N	Notre Dame	8 0	129 N	Marist	5 6
			41 N	UConn	1 7				145 A	Davidson	5 8
			41 N	UConn	11 8				153 A	Delaware	6 5
			41 N	UConn	3 5				158 A	UMBC	6 2
			48 A	Binghamton	2 5				158 A	UMBC	2 5
			48 A	Binghamton	5 6				158 A	UMBC	2 5
			48 A	Binghamton	2 6				162 A	Central Conn. St.	0 5
			48 N	Binghamton	5 2				164 H	Hartford	3 2
			48 N	Binghamton	0 1				164 H	Hartford	1 5
									164 H	Hartford	20 1
									177 H	Stony Brook	1 4
									177 H	Stony Brook	7 5
									177 H	Stony Brook	4 0
									180 H	Albany (NY)	2 4
									180 H	Albany (NY)	18 0
									180 H	Albany (NY)	4 0
									185 H	Harvard	3 4
									197 A	Maine	4 5
									197 A	Maine	4 8
									197 A	Maine	5 7
			197 A	Maine	4 8	48 A	Binghamton	5 6	197 H	Maine	3 0
			197 A	Maine	4 5	48 A	Binghamton	2 6	197 H	Maine	4 3
			197 A	Maine	5 7	83 H	Boston College	1 6	197 H	Maine	5 8
			53 A	Yale	3 4	164 H	Hartford	3 2	218 H	Brown	3 0
			48 A	Binghamton	2 5	164 H	Hartford	1 5	218 H	Brown	7 8

Non-Div. I Games:

UMass Lowell

RPI	S	Opponent	Score	
241	N	Towson	10	8
254	N	Manhattan	10	1
254	N	Manhattan	5	2
256	A	Massachusetts	6	0
271	N	Dayton	8	13
283	N	Lehigh	3	2
290	N	Fairleigh Dickinson	12	9

U
M
a
s
s
L
o
w
e
l
l

U
M
a
s
s
L
o
w
e
l
l

UMass Lowell

RPI	S	Opponent	Score	
295	H	Alabama A&M	7	2
295	H	Alabama A&M	10	0
295	H	Alabama A&M	8	3

Texas St.

T
e
x
a
s
S
t
.

T
e
x
a
s
S
t
.

Average RPI Win:	195	WON-LOST RECORD	WINNING PCT. RANK	LAST 10 GAMES	STRENGTH OF SCHEDULE	OPP. STRENGTH OF SCHEDULE	TEAM RPI	ADJ RPI	CONF. RPI	ADJ CONF. RPI									
DIV. I ONLY		24-29-0	.45283	191	5-5-0	142	243	188	.48142	188	22	22							
DIV. I NON-CONF.		12-20-0	.375	228	1-1-0	125	252	227	.46381	227	24	24							
<hr/>																			
TOTALS	RPI 1-25	RPI 26-50		W-L RECORDS		RPI 51-100		RPI 101-150		RPI 150+									
24-29-0	0-1-0	1-2-0		OVERALL		2-1-0		4-10-0		17-15-0									
8-16-0	0-0-0	1-0-0		HOME		0-0-0		3-7-0		4-9-0									
13-8-0	0-0-0	0-2-0		AWAY		2-1-0		0-1-0		11-4-0									
3-5-0	0-1-0	0-0-0		NEUTRAL		0-0-0		1-2-0		2-2-0									
12-20-0	0-1-0	1-2-0		NON-CONFERENCE		0-0-0		3-8-0		8-9-0									
5-10-0	0-0-0	1-0-0		HOME		0-0-0		2-5-0		2-5-0									
4-5-0	0-0-0	0-0-		AWAY		0-0-0		0-1-0		4-2-0									
3-5-0	0-1-0	0-0-0		NEUTRAL		0-0-0		1-2-0		2-2-0									
12-9-0	0-0-0	0-0-0		CONFERENCE		2-1-0		1-2-0		9-6-0									
3-6-0	0-0-0	0-0-0		HOME		0-0-0		1-2-0		2-4-0									
9-3-0	0-0-0	0-0-0		AWAY		2-1-0		0-0-0		7-2-0									
0-0-0	0-0-0	0-0-0		NEUTRAL		0-0-0		0-0-0		0-0-0									
<hr/>																			
RPI	S	Opponent	Score		RPI	S	Opponent	Score		RPI	S	Opponent	Score						
19	N	West Virginia	3	5	35	H	Maryland	8	5	56	A	Rhode Island	3	4					
					36	A	North Carolina St.	3	7	56	A	Rhode Island	5	4					
					46	A	Coastal Caro.	8	9	56	A	Rhode Island	10	9					
												113	H	William & Mary	2	4			
												117	H	Cornell	3	9			
												117	H	Cornell	3	7			
												117	H	Cornell	11	4			
												129	H	Marist	1	3			
												129	H	Marist	10	9			
												129	H	Marist	1	4			
												134	H	St. Bonaventure	4	7			
												134	H	St. Bonaventure	1	0			
												134	H	St. Bonaventure	1	2			
												143	N	Canisius	2	4			
												143	N	Canisius	1	7			
												143	N	Canisius	6	5			
												144	A	UNCW	8	12			
												158	A	UMBC	2	4			
												160	N	Ball St.	6	14			
												160	N	Ball St.	0	7			
												172	H	Radford	4	9			
												172	H	Radford	6	4			
												176	H	George Washington	1	4			
												176	H	George Washington	5	12			
												176	H	George Washington	3	4			
					LAST 10 GAMES														
					56	A	Rhode Island	5	4	176	H	George Washington	1	4	182	N	Appalachian St.	3	1
					56	A	Rhode Island	10	9	176	H	George Washington	3	4	192	N	VMI	21	1
					56	A	Rhode Island	3	4	241	A	Towson	10	6	201	A	Navy	2	11
					230	H	James Madison	3	4	251	A	Richmond	4	3	206	H	Georgetown	11	1
					176	H	George Washington	5	12	251	A	Richmond	12	3	206	H	Georgetown	2	4

Non-Div. I Games:

George Mason

RPI	S	Opponent	Score	
206	H	Georgetown	3	7
209	H	Fordham	5	6
209	H	Fordham	8	4
209	H	Fordham	2	0
230	A	James Madison	7	6
230	H	James Madison	3	4
237	A	Saint Joseph's	4	1
237	A	Saint Joseph's	2	5
237	A	Saint Joseph's	2	5
241	A	Towson	10	6
241	H	Towson	2	14
251	A	Richmond	7	6
251	A	Richmond	12	3
251	A	Richmond	4	3
258	A	Longwood	6	5
271	A	Dayton	7	1
271	A	Dayton	8	6
271	A	Dayton	10	5
297	A	Mt. St. Mary's	19	4

George Mason

G
e
o
r
g
e
M
a
s
o
n

G
e
o
r
g
e
M
a
s
o
n

Average RPI Win: 178		WON-LOST RECORD		WINNING PCT. RANK		LAST 10 GAMES		STRENGTH OF SCHEDULE		OPP. STRENGTH OF SCHEDULE		TEAM RPI		ADJ RPI		CONF. RPI		ADJ CONF. RPI	
DIV. I ONLY		17-33-0		.34 256		4-3-0		94		208		189		.48061 189		17		17	
DIV. I NON-CONF.		6-17-0		.26087 262		2-0-0		76		200		201		.47706 200		20		20	
TOTALS		RPI 1-25		RPI 26-50		W-L RECORDS		RPI 51-100		RPI 101-150		RPI 150+							
17-33-0		0-0-0		0-3-0		OVERALL		0-7-0		5-11-0		12-12-0							
8-7-0		0-0-0		0-0-0		HOME		0-0-0		1-2-0		7-5-0							
9-26-0		0-0-0		0-3-0		AWAY		0-7-0		4-9-0		5-7-0							
0-0-0		0-0-0		0-0-0		NEUTRAL		0-0-0		0-0-0		0-0-0							
6-17-0		0-0-0		0-3-0		NON-CONFERENCE		0-4-0		1-6-0		5-4-0							
2-1-0		0-0-0		0-0-0		HOME		0-0-0		0-0-0		2-1-0							
4-16-0		0-0-0		0-0-		AWAY		0-4-0		1-6-0		3-3-0							
0-0-0		0-0-0		0-0-0		NEUTRAL		0-0-0		0-0-0		0-0-0							
11-16-0		0-0-0		0-0-0		CONFERENCE		0-3-0		4-5-0		7-8-0							
6-6-0		0-0-0		0-0-0		HOME		0-0-0		1-2-0		5-4-0							
5-10-0		0-0-0		0-0-0		AWAY		0-3-0		3-3-0		2-4-0							
0-0-0		0-0-0		0-0-0		NEUTRAL		0-0-0		0-0-0		0-0-0							
RPI	S	Opponent		Score		RPI	S	Opponent		Score		RPI	S	Opponent		Score			
38	A	South Ala.		2	8	65	A	Missouri		1	10	101	A	Jacksonville St.		6	7		
38	A	South Ala.		3	8	95	A	Tennessee Tech		9	13	101	A	Jacksonville St.		3	6		
38	A	South Ala.		0	32	95	A	Tennessee Tech		3	5	101	A	Jacksonville St.		7	5		
						95	A	Tennessee Tech		4	11	114	A	Samford		6	7		
						100	A	Kansas St.		11	12	114	A	Samford		1	4		
						100	A	Kansas St.		0	14	114	A	Samford		4	9		
						100	A	Kansas St.		10	15	123	A	Morehead St.		14	7		
												123	A	Morehead St.		15	16		
												123	A	Morehead St.		9	8		
												125	A	Central Ark.		1	8		
												125	A	Central Ark.		1	6		
												125	A	Central Ark.		6	10		
												125	A	Central Ark.		4	2		
												140	H	Southeast Mo. St.		6	7		
												140	H	Southeast Mo. St.		5	4		
												140	H	Southeast Mo. St.		3	7		
												154	A	Butler		10	6		
												154	A	Butler		15	5		
												157	A	Belmont		1	10		
												157	A	Belmont		7	3		
												157	A	Belmont		3	8		
												159	A	Saint Louis		1	12		
												159	H	Saint Louis		5	8		
												166	A	Indiana St.		1	2		
												166	H	Indiana St.		8	7		
												174	A	Alabama		0	5		
												175	H	Murray St.		7	5		
Non-Div. I Games:		Lindenwood (IL)		8	5	Robert Morris (IL)		12	4	Ill.-Springfield		18	11	Eastern Ill.					

Eastern Ill.

RPI	S	Opponent	Score	
175	H	Murray St.	8	10
175	H	Murray St.	10	11
190	H	Southern Ill.	10	7
214	H	UT Martin	9	8
214	H	UT Martin	3	15
214	H	UT Martin	14	17
228	A	SIUE	3	11
228	A	SIUE	8	22
228	A	SIUE	16	13
231	H	Eastern Ky.	16	5
231	H	Eastern Ky.	11	9
231	H	Eastern Ky.	13	11
282	A	Chicago St.	6	2

Eastern Ill.

E
a
s
t
e
r
n
I
l
l
.

E
a
s
t
e
r
n
I
l
l
.

Average RPI Win:	181	WON-LOST	WINNING	LAST 10	STRENGTH OF	OPP. STRENGTH	TEAM	ADJ	CONF.	ADJ CONF.	
Average RPI Loss:	140	RECORD	PCT. RANK	GAMES	SCHEDULE	OF SCHEDULE	RPI	RPI	RPI	RPI	
DIV. I ONLY	26-27-0	.49057	155	3-7-0	206	166	190	.47998	190	16	16
DIV. I NON-CONF.	17-18-0	.48571	155	0-2-0	229	161	191	.48105	191	13	13
<hr/>											
TOTALS	RPI 1-25	RPI 26-50		W-L RECORDS		RPI 51-100		RPI 101-150		RPI 150+	
26-27-0	0-3-0	0-0-0		OVERALL		5-4-0		9-5-0		12-15-0	
15-12-0	0-3-0	0-0-0		HOME		4-2-0		2-3-0		9-4-0	
11-12-0	0-0-0	0-0-0		AWAY		1-2-0		7-2-0		3-8-0	
0-3-0	0-0-0	0-0-0		NEUTRAL		0-0-0		0-0-0		0-3-0	
17-18-0	0-0-0	0-0-0		NON-CONFERENCE		4-2-0		8-3-0		5-13-0	
8-7-0	0-0-0	0-0-0		HOME		3-0-0		2-3-0		3-4-0	
9-8-0	0-0-0	0-0-		AWAY		1-2-0		6-0-0		2-6-0	
0-3-0	0-0-0	0-0-0		NEUTRAL		0-0-0		0-0-0		0-3-0	
9-9-0	0-3-0	0-0-0		CONFERENCE		1-2-0		1-2-0		7-2-0	
7-5-0	0-3-0	0-0-0		HOME		1-2-0		0-0-0		6-0-0	
2-4-0	0-0-0	0-0-0		AWAY		0-0-0		1-2-0		1-2-0	
0-0-0	0-0-0	0-0-0		NEUTRAL		0-0-0		0-0-0		0-0-0	
RPI S	Opponent	Score	RPI S	Opponent	Score	RPI S	Opponent	Score	RPI S	Opponent	Score
15 H	Missouri St.	5 7				61 H	DBU	2 4	101 H	Jacksonville St.	5 4
15 H	Missouri St.	4 7				61 H	DBU	4 1	101 H	Jacksonville St.	0 7
15 H	Missouri St.	9 19				61 H	DBU	1 7	101 H	Jacksonville St.	6 8
						94 A	Memphis	1 2	132 A	Illinois	3 1
						94 A	Memphis	3 4	132 A	Illinois	8 5
						94 A	Memphis	3 2	132 H	Illinois	5 6
						95 H	Tennessee Tech	13 8	138 A	Wichita St.	0 7
						95 H	Tennessee Tech	6 4	138 A	Wichita St.	11 8
						95 H	Tennessee Tech	10 9	138 A	Wichita St.	7 17
									140 A	Southeast Mo. St.	7 5
									140 H	Southeast Mo. St.	4 2
									149 A	Stetson	8 4
									149 A	Stetson	7 6
									149 A	Stetson	7 0
									157 A	Belmont	17 18
									157 H	Belmont	3 9
									159 N	Saint Louis	4 6
									166 A	Indiana St.	1 4
									166 A	Indiana St.	2 15
									166 A	Indiana St.	2 1
									169 A	Austin Peay	3 10
									169 H	Austin Peay	0 4
									175 A	Murray St.	12 13
									175 H	Murray St.	10 13
									184 A	Arkansas St.	4 2
									184 H	Arkansas St.	3 4
									189 A	Eastern Ill.	7 10
<hr/>											
LAST 10 GAMES											
						159 N	Saint Louis	4 6	15 H	Missouri St.	9 19
						281 H	Illinois St.	10 9	15 H	Missouri St.	5 7
						281 H	Illinois St.	5 0	132 H	Illinois	5 6
						281 H	Illinois St.	3 2	61 H	DBU	1 7
						15 H	Missouri St.	4 7	61 H	DBU	2 4

Non-Div. I Games:

Southern Ill.

RPI	S	Opponent	Score	
223	N	Toledo	7	8
223	N	Toledo	2	10
247	A	La.-Monroe	3	4
247	A	La.-Monroe	2	6
247	A	La.-Monroe	9	0
264	H	Evansville	5	2
264	H	Evansville	8	3
264	H	Evansville	3	2
268	H	Western Ill.	3	2
268	H	Western Ill.	12	2
268	H	Western Ill.	8	6
281	H	Illinois St.	5	0
281	H	Illinois St.	10	9
281	H	Illinois St.	3	2

Southern Ill.

S
o
u
t
h
e
r
n
I
l
l
.

S
o
u
t
h
e
r
n
I
l
l
.

RPI	S	Opponent	Score	
188	N	George Mason	1	21
194	A	Elon	10	4
194	A	Elon	2	3
194	A	Elon	3	8
225	H	Bucknell	0	4
225	H	Bucknell	10	2
225	H	Bucknell	6	1
229	A	The Citadel	0	3
229	A	The Citadel	2	4
229	A	The Citadel	4	1
230	A	James Madison	6	1
230	H	James Madison	7	6
244	H	Quinnipiac	5	8
244	H	Quinnipiac	9	5
244	H	Quinnipiac	13	7
251	H	Richmond	6	3
258	A	Longwood	6	4
258	H	Longwood	4	3

VMI

Average RPI Win: 149		WON-LOST RECORD		WINNING PCT. RANK		LAST 10 GAMES		STRENGTH OF SCHEDULE		OPP. STRENGTH OF SCHEDULE		TEAM RPI		ADJ RPI		CONF. RPI		ADJ CONF. RPI	
DIV. I ONLY		20-29-0		.40816 224		3-7-0		148		99		193		.47715 193		12		12	
DIV. I NON-CONF.		12-13-0		.48 160		1-1-0		122		33		144		.50304 144		11		11	
TOTALS		RPI 1-25		RPI 26-50		W-L RECORDS		RPI 51-100		RPI 101-150		RPI 150+							
20-29-0		0-1-0		1-2-0		OVERALL		6-13-0		4-5-0		9-8-0							
11-15-0		0-1-0		0-0-0		HOME		3-9-0		3-1-0		5-4-0							
9-14-0		0-0-0		1-2-0		AWAY		3-4-0		1-4-0		4-4-0							
0-0-0		0-0-0		0-0-0		NEUTRAL		0-0-0		0-0-0		0-0-0							
12-13-0		0-1-0		1-2-0		NON-CONFERENCE		2-5-0		3-3-0		6-2-0							
8-6-0		0-1-0		0-0-0		HOME		0-3-0		3-1-0		5-1-0							
4-7-0		0-0-0		1-0-		AWAY		2-2-0		0-2-0		1-1-0							
0-0-0		0-0-0		0-0-0		NEUTRAL		0-0-0		0-0-0		0-0-0							
8-16-0		0-0-0		0-0-0		CONFERENCE		4-8-0		1-2-0		3-6-0							
3-9-0		0-0-0		0-0-0		HOME		3-6-0		0-0-0		0-3-0							
5-7-0		0-0-0		0-0-0		AWAY		1-2-0		1-2-0		3-3-0							
0-0-0		0-0-0		0-0-0		NEUTRAL		0-0-0		0-0-0		0-0-0							
RPI	S	Opponent		Score		RPI	S	Opponent		Score		RPI	S	Opponent		Score			
20	H	Long Beach St.		1	2	37	A	Texas A&M		0	3	54	H	Loyola Marymount		3	7		
						37	A	Texas A&M		6	10	54	H	Loyola Marymount		1	5		
						37	A	Texas A&M		2	1	54	H	Loyola Marymount		2	4		
												58	H	Saint Mary's (CA)		2	1		
												58	H	Saint Mary's (CA)		4	5		
												58	H	Saint Mary's (CA)		0	3		
												64	A	Rice		5	2		
												64	A	Rice		6	7		
												64	A	Rice		7	5		
												68	A	Sam Houston St.		1	2		
												71	H	Gonzaga		2	1		
												71	H	Gonzaga		1	2		
												71	H	Gonzaga		5	3		
												72	A	BYU		11	7		
												72	A	BYU		4	9		
												72	A	BYU		2	7		
												74	H	California		1	3		
												74	H	California		2	3		
												74	H	California		7	12		
LAST 10 GAMES																			
						58	H	Saint Mary's (CA)		4	5	135	A	San Francisco		6	5		
						58	H	Saint Mary's (CA)		2	1	135	A	San Francisco		0	3		
						58	H	Saint Mary's (CA)		0	3	122	A	Cal Poly		3	5		
						122	H	Cal Poly		6	1	265	H	Santa Clara		2	8		
						135	A	San Francisco		4	18	265	H	Santa Clara		1	2		
												265	H	Santa Clara		6	8		
												265	H	Santa Clara		1	2		
												275	A	Portland		14	8		
												275	A	Portland		12	6		
												275	A	Portland		1	2		

Non-Div. I Games:

Pepperdine

Average RPI Win: 199		WON-LOST RECORD		WINNING PCT. RANK		LAST 10 GAMES		STRENGTH OF SCHEDULE		OPP. STRENGTH OF SCHEDULE		TEAM RPI		ADJ RPI		CONF. RPI		ADJ CONF. RPI					
DIV. I ONLY		22-30-0		.42308 216		3-7-0		127		152		195		.47702 194		21		21					
DIV. I NON-CONF.		10-18-0		.35714 239		0-2-0		57		80		213		.47283 213		21		21					
TOTALS		RPI 1-25		RPI 26-50		W-L RECORDS		RPI 51-100		RPI 101-150		RPI 150+											
22-30-0		0-6-0		0-1-0		OVERALL		1-6-0		4-9-0		17-8-0											
16-15-0		0-1-0		0-1-0		HOME		1-4-0		1-4-0		14-5-0											
6-15-0		0-5-0		0-0-0		AWAY		0-2-0		3-5-0		3-3-0											
0-0-0		0-0-0		0-0-0		NEUTRAL		0-0-0		0-0-0		0-0-0											
10-18-0		0-6-0		0-1-0		NON-CONFERENCE		1-6-0		1-3-0		8-2-0											
9-10-0		0-1-0		0-1-0		HOME		1-4-0		0-2-0		8-2-0											
1-8-0		0-5-0		0-0-		AWAY		0-2-0		1-1-0		0-0-0											
0-0-0		0-0-0		0-0-0		NEUTRAL		0-0-0		0-0-0		0-0-0											
12-12-0		0-0-0		0-0-0		CONFERENCE		0-0-0		3-6-0		9-6-0											
7-5-0		0-0-0		0-0-0		HOME		0-0-0		1-2-0		6-3-0											
5-7-0		0-0-0		0-0-0		AWAY		0-0-0		2-4-0		3-3-0											
0-0-0		0-0-0		0-0-0		NEUTRAL		0-0-0		0-0-0		0-0-0											
RPI	S	Opponent		Score		RPI	S	Opponent		Score		RPI	S	Opponent		Score							
2	A	North Carolina		2	11	36	H	North Carolina St.		2	6	62	A	Liberty		6	16	113	A	William & Mary	7	6	
8	A	Clemson		5	13							62	H	Liberty		0	1	113	A	William & Mary	6	14	
8	A	Clemson		0	1							78	H	Ga. Southern		0	7	113	A	William & Mary	2	8	
8	A	Clemson		0	3							78	H	Ga. Southern		8	6	131	A	High Point	14	8	
9	A	Wake Forest		1	14							78	H	Ga. Southern		1	5	131	H	High Point	3	5	
9	H	Wake Forest		1	13							85	A	East Carolina		2	7	139	A	Col. of Charleston	6	4	
												85	H	East Carolina		7	11	139	A	Col. of Charleston	3	5	
																		139	A	Col. of Charleston	2	11	
																		144	H	UNCW	2	3	
																		144	H	UNCW	5	3	
																		144	H	UNCW	5	6	
																		146	A	UNCG	8	12	
																		146	H	UNCG	3	10	
																		153	H	Delaware	2	3	
																		153	H	Delaware	15	2	
																		153	H	Delaware	2	11	
																		168	H	Northeastern	6	0	
																		168	H	Northeastern	2	9	
																		168	H	Northeastern	11	6	
																		172	H	Radford	10	1	
																		192	H	VMI	4	10	
																		192	H	VMI	3	2	
																		192	H	VMI	8	3	
																		230	H	James Madison	7	1	
																		230	H	James Madison	3	0	
																		230	H	James Madison	9	2	
																		241	A	Towson	8	1	
LAST 10 GAMES																							
				144	H	UNCW	5	3	266	A	Hofstra	4	7	192	H	VMI	8	3					
				144	H	UNCW	2	3	266	A	Hofstra	8	1	230	H	James Madison	7	1					
				144	H	UNCW	5	6	146	H	UNCG	3	10	230	H	James Madison	3	0					
				62	A	Liberty	6	16	139	A	Col. of Charleston	6	4	230	H	James Madison	9	2					
				266	A	Hofstra	4	5	139	A	Col. of Charleston	3	5	241	A	Towson	8	1					

Non-Div. I Games:

Elon

RPI	S	Opponent	Score	
241	A	Towson	5	4
241	A	Towson	10	11
256	H	Massachusetts	5	1
256	H	Massachusetts	3	0
256	H	Massachusetts	4	3
258	H	Longwood	5	9
258	H	Longwood	7	0
258	H	Longwood	10	5
266	A	Hofstra	8	1
266	A	Hofstra	4	7
266	A	Hofstra	4	5

Elon

E
l
o
n

E
l
o
n

Average RPI Win:	157	WON-LOST RECORD	WINNING PCT. RANK	LAST 10 GAMES	STRENGTH OF SCHEDULE	OPP. STRENGTH OF SCHEDULE	TEAM RPI	ADJ RPI	CONF. RPI	ADJ CONF. RPI	
DIV. I ONLY		24-27-0	.47059 176	4-6-0	166	122	196	.47681 195	13	13	
DIV. I NON-CONF.		18-12-0	.6 87	1-2-0	228	102	154	.49796 154	17	17	
<hr/>											
TOTALS	RPI 1-25	RPI 26-50		W-L RECORDS		RPI 51-100		RPI 101-150		RPI 150+	
24-27-0	0-0-0	1-2-0		OVERALL		2-2-0		9-13-0		12-10-0	
19-13-0	0-0-0	1-0-0		HOME		1-0-0		8-8-0		9-5-0	
5-13-0	0-0-0	0-1-0		AWAY		1-2-0		1-5-0		3-5-0	
0-1-0	0-0-0	0-1-0		NEUTRAL		0-0-0		0-0-0		0-0-0	
18-12-0	0-0-0	1-2-0		NON-CONFERENCE		1-0-0		6-4-0		10-6-0	
15-5-0	0-0-0	1-0-0		HOME		1-0-0		5-2-0		8-3-0	
3-6-0	0-0-0	0-0-		AWAY		0-0-0		1-2-0		2-3-0	
0-1-0	0-0-0	0-1-0		NEUTRAL		0-0-0		0-0-0		0-0-0	
6-15-0	0-0-0	0-0-0		CONFERENCE		1-2-0		3-9-0		2-4-0	
4-8-0	0-0-0	0-0-0		HOME		0-0-0		3-6-0		1-2-0	
2-7-0	0-0-0	0-0-0		AWAY		1-2-0		0-3-0		1-2-0	
0-0-0	0-0-0	0-0-0		NEUTRAL		0-0-0		0-0-0		0-0-0	
RPI S	Opponent	Score	RPI S	Opponent	Score	RPI S	Opponent	Score	RPI S	Opponent	Score
			40 A	Tennessee	2 9	51 A	Mercer	2 5	104 H	Marshall	3 9
			40 H	Tennessee	10 2	51 A	Mercer	6 10	111 H	Western Caro.	4 5
			40 N	Tennessee	1 8	51 A	Mercer	9 2	111 H	Western Caro.	6 9
						99 H	Virginia Tech	7 4	111 H	Western Caro.	6 11
									113 H	William & Mary	9 3
									113 H	William & Mary	15 3
									113 H	William & Mary	8 6
									114 H	Samford	7 6
									114 H	Samford	10 8
									114 H	Samford	3 6
									120 A	Florida A&M	3 7
									120 A	Florida A&M	10 8
									120 A	Florida A&M	12 13
									133 H	Central Mich.	7 6
									133 H	Central Mich.	18 6
									133 H	Central Mich.	7 8
									142 A	Furman	3 6
									142 A	Furman	4 11
									142 A	Furman	8 9
									146 H	UNCG	11 0
									146 H	UNCG	7 9
									146 H	UNCG	3 12
									156 H	Wofford	8 11
									156 H	Wofford	6 5
									156 H	Wofford	5 14
									172 A	Radford	3 4
									172 H	Radford	8 5
LAST 10 GAMES											
			204 H	UNC Asheville	4 6	229 A	The Citadel	10 9	156 H	Wofford	8 11
			114 H	Samford	7 6	229 A	The Citadel	1 4	156 H	Wofford	6 5
			114 H	Samford	10 8	229 A	The Citadel	5 7	156 H	Wofford	5 14
			114 H	Samford	3 6	40 A	Tennessee	2 9	172 A	Radford	3 4
			172 H	Radford	8 5	156 H	Wofford	8 11	172 H	Radford	8 5

Non-Div. I Games:

ETSU

RPI	S	Opponent	Score	
179	H	Gardner-Webb	19	4
179	H	Gardner-Webb	5	4
179	H	Gardner-Webb	1	5
182	A	Appalachian St.	7	8
182	H	Appalachian St.	5	4
204	H	UNC Asheville	4	6
221	A	Miami (OH)	14	0
221	A	Miami (OH)	2	4
221	A	Miami (OH)	2	1
229	A	The Citadel	1	4
229	A	The Citadel	5	7
229	A	The Citadel	10	9
232	H	Oakland	9	7
232	H	Oakland	10	2
236	H	Western Mich.	1	11
236	H	Western Mich.	12	8
236	H	Western Mich.	12	7

ETSU

E
T
S
U

E
T
S
U

Average RPI Win:		245	WON-LOST RECORD		WINNING PCT. RANK		LAST 10 GAMES		STRENGTH OF SCHEDULE		OPP. STRENGTH OF SCHEDULE		TEAM RPI		ADJ RPI		CONF. RPI		ADJ CONF. RPI	
DIV. I ONLY			28-24-0		.53846 115		7-3-0		233		282		197		.4766 196		31		31	
DIV. I NON-CONF.			7-18-0		.28 258		2-2-0		18		146		187		.48274 187		31		31	
TOTALS		RPI 1-25		RPI 26-50		W-L RECORDS		RPI 51-100		RPI 101-150		RPI 150+								
28-24-0		0-4-0		0-3-0		OVERALL		1-1-0		4-6-0		23-10-0								
10-8-0		0-0-0		0-1-0		HOME		0-0-0		2-2-0		8-5-0								
12-8-0		0-3-0		0-1-0		AWAY		0-0-0		2-2-0		10-2-0								
6-8-0		0-1-0		0-1-0		NEUTRAL		1-1-0		0-2-0		5-3-0								
7-18-0		0-4-0		0-3-0		NON-CONFERENCE		1-1-0		4-6-0		2-4-0								
3-3-0		0-0-0		0-1-0		HOME		0-0-0		2-2-0		1-0-0								
2-7-0		0-3-0		0-0-		AWAY		0-0-0		2-2-0		0-1-0								
2-8-0		0-1-0		0-1-0		NEUTRAL		1-1-0		0-2-0		1-3-0								
21-6-0		0-0-0		0-0-0		CONFERENCE		0-0-0		0-0-0		21-6-0								
7-5-0		0-0-0		0-0-0		HOME		0-0-0		0-0-0		7-5-0								
10-1-0		0-0-0		0-0-0		AWAY		0-0-0		0-0-0		10-1-0								
4-0-0		0-0-0		0-0-0		NEUTRAL		0-0-0		0-0-0		4-0-0								
RPI	S	Opponent		Score		RPI	S	Opponent		Score		RPI	S	Opponent		Score				
3	N	Louisville		0	7	35	N	Maryland		7	9	97	N	Iowa		4	3			
22	A	Houston		1	4	38	A	South Ala.		4	6	97	N	Iowa		2	9			
22	A	Houston		11	19	38	H	South Ala.		4	13			Jacksonville St.		4	3			
22	A	Houston		2	10									114 A Samford		4	14			
														114 H Samford		7	10			
														119 A Troy		3	4			
														119 H Troy		4	6			
														120 A Florida A&M		6	5			
														123 N Morehead St.		1	8			
														123 N Morehead St.		5	7			
														160 N Ball St.		2	3			
														173 A UAB		4	5			
														173 H UAB		7	2			
														222 N Ohio		12	6			
														226 A Jackson St.		5	0			
														226 A Jackson St.		15	7			
														226 A Jackson St.		1	4			
														226 H Jackson St.		3	8			
														226 H Jackson St.		1	16			
														226 H Jackson St.		2	4			
														239 N Army West Point		4	5			
														239 N Army West Point		6	13			
														278 N Grambling		12	4			
														278 N Grambling		16	4			
														278 N Grambling		4	3			
														286 A Alcorn		12	3			
														286 A Alcorn		8	3			
														293 H Mississippi Val.						
														293 H Mississippi Val.		10	5			
														293 H Mississippi Val.		12	3			
														293 H Mississippi Val.						

Non-Div. I Games:

Alabama St.

RPI	S	Opponent	Score	
286	A	Alcorn	10	2
286	H	Alcorn	6	4
286	H	Alcorn	10	0
286	H	Alcorn	9	4
293	A	Mississippi Val.	7	5
293	A	Mississippi Val.	7	6
293	A	Mississippi Val.	14	2
293	H	Mississippi Val.	12	3
293	H	Mississippi Val.	10	5
293	H	Mississippi Val.	2	7
295	A	Alabama A&M	11	2
295	A	Alabama A&M	5	3
295	H	Alabama A&M	14	2
295	H	Alabama A&M	5	4
295	H	Alabama A&M	2	5
295	N	Alabama A&M	9	2

Alabama St.

A
l
a
b
a
m
a
S
t
.

A
l
a
b
a
m
a
S
t
.

Average RPI Win:	199	WON-LOST	WINNING	LAST 10	STRENGTH OF	OPP. STRENGTH	TEAM	ADJ	CONF.	ADJ CONF.					
Average RPI Loss:	122	RECORD	PCT. RANK	GAMES	SCHEDULE	OF SCHEDULE	RPI	RPI	RPI	RPI					
DIV. I ONLY		16-25-0	.39024	236	4-5-0	129	188	198	.47626	197	15	15			
DIV. I NON-CONF.		9-15-0	.375	228	0-1-0	135	214	207	.47511	207	14	14			

TOTALS	RPI 1-25	RPI 26-50		W-L RECORDS		RPI 51-100		RPI 101-150		RPI 150+					
16-25-0	0-0-0	0-6-0		OVERALL		0-7-0		2-1-0		14-11-0					
9-3-0	0-0-0	0-0-0		HOME		0-0-0		0-0-0		9-3-0					
1-18-0	0-0-0	0-3-0		AWAY		0-7-0		0-0-0		1-4-0					
6-4-0	0-0-0	0-0-0		NEUTRAL		0-0-0		2-1-0		4-3-0					
9-15-0	0-0-0	0-3-0		NON-CONFERENCE		0-7-0		2-1-0		7-4-0					
3-1-0	0-0-0	0-0-0		HOME		0-0-0		0-0-0		3-1-0					
0-10-0	0-0-0	0-0-		AWAY		0-7-0		0-0-0		0-0-0					
6-4-0	0-0-0	0-0-0		NEUTRAL		0-0-0		2-1-0		4-3-0					
7-10-0	0-0-0	0-3-0		CONFERENCE		0-0-0		0-0-0		7-7-0					
6-2-0	0-0-0	0-0-0		HOME		0-0-0		0-0-0		6-2-0					
1-8-0	0-0-0	0-3-0		AWAY		0-0-0		0-0-0		1-5-0					
0-0-0	0-0-0	0-0-0		NEUTRAL		0-0-0		0-0-0		0-0-0					
RPI	S	Opponent	Score	RPI	S	Opponent	Score	RPI	S	Opponent	Score				
				31	A	St. John's (NY)	0 3	55	A	Miami (FL)	2 7	134	N	St. Bonaventure	6 5
				31	A	St. John's (NY)	3 9	55	A	Miami (FL)	3 4	134	N	St. Bonaventure	5 4
				31	A	St. John's (NY)	1 15	66	A	Fla. Atlantic	3 11	134	N	St. Bonaventure	3 4
				48	A	Binghamton	3 9	83	A	Boston College	8 9	158	H	UMBC	6 9
				48	A	Binghamton	4 7	90	A	Winthrop	5 12	158	H	UMBC	10 7
				48	A	Binghamton	2 3	90	A	Winthrop	5 12	162	N	Central Conn. St.	6 3
								90	A	Winthrop	2 3	162	N	Central Conn. St.	3 6
												164	H	Hartford	1 0
												164	H	Hartford	6 10
												164	H	Hartford	3 2
												177	A	Stony Brook	3 6
												177	A	Stony Brook	3 4
												177	A	Stony Brook	6 12
												186	A	UMass Lowell	3 4
												186	A	UMass Lowell	0 3
												186	A	UMass Lowell	8 5
												186	H	UMass Lowell	5 4
												186	H	UMass Lowell	8 4
												186	H	UMass Lowell	7 5
												250	N	South Dakota St.	6 0
												250	N	South Dakota St.	4 3
												254	H	Manhattan	3 1
												254	H	Manhattan	4 6
												254	H	Manhattan	18 13
												254	H	Manhattan	10 6
												256	N	Massachusetts	1 5
												256	N	Massachusetts	4 2
Non-Div. I Games:	Colby	10	2	Me.-Farmington	12	2	Me.-Presque Isle	8	1	Thomas (ME)	11	3			
Maine															

RPI	S	Opponent	Score	
256	N	Massachusetts	6	10

Maine

M
a
i
n
e

M
a
i
n
e

Average RPI Win: 175		WON-LOST	WINNING	LAST 10	STRENGTH OF		OPP. STRENGTH	TEAM	ADJ		CONF.	ADJ CONF.
Average RPI Loss: 114		RECORD	PCT. RANK	GAMES	SCHEDULE		OF SCHEDULE	RPI	RPI		RPI	RPI
DIV. I ONLY		18-31-0	.36735	244	104		143	194	.47621		198	11
DIV. I NON-CONF.		6-15-0	.28571	256	137		109	244	.45128		244	12
TOTALS		RPI 1-25	RPI 26-50		W-L RECORDS		RPI 51-100		RPI 101-150		RPI 150+	
18-31-0		0-3-0	4-3-0		OVERALL		1-9-0		3-10-0		10-6-0	
8-18-0		0-2-0	2-1-0		HOME		0-6-0		2-5-0		4-4-0	
10-13-0		0-1-0	2-2-0		AWAY		1-3-0		1-5-0		6-2-0	
0-0-0		0-0-0	0-0-0		NEUTRAL		0-0-0		0-0-0		0-0-0	
6-15-0		0-3-0	0-1-0		NON-CONFERENCE		1-6-0		0-1-0		5-4-0	
1-12-0		0-2-0	0-0-0		HOME		0-6-0		0-1-0		1-3-0	
5-3-0		0-1-0	0-0-		AWAY		1-0-0		0-0-0		4-1-0	
0-0-0		0-0-0	0-0-0		NEUTRAL		0-0-0		0-0-0		0-0-0	
12-16-0		0-0-0	4-2-0		CONFERENCE		0-3-0		3-9-0		5-2-0	
7-6-0		0-0-0	2-1-0		HOME		0-0-0		2-4-0		3-1-0	
5-10-0		0-0-0	2-1-0		AWAY		0-3-0		1-5-0		2-1-0	
0-0-0		0-0-0	0-0-0		NEUTRAL		0-0-0		0-0-0		0-0-0	
RPI S	Opponent	Score	RPI S	Opponent	Score	RPI S	Opponent	Score	RPI S	Opponent	Score	
22 H	Houston	2 4	28 H	Southeastern La.	3 2	65 H	Missouri	0 9	108 A	Lamar University	4 6	
25 A	Texas	0 15	28 H	Southeastern La.	5 4	65 H	Missouri	6 7	108 A	Lamar University	2 8	
25 H	Texas	2 12	28 H	Southeastern La.	5 8	68 A	Sam Houston St.	3 12	108 A	Lamar University	2 4	
			37 A	Texas A&M	2 5	68 A	Sam Houston St.	3 6	125 H	Central Ark.	3 2	
			42 A	McNeese	4 6	68 A	Sam Houston St.	1 19	125 H	Central Ark.	13 15	
			42 A	McNeese	10 4	92 H	UT Arlington	2 4	125 H	Central Ark.	4 8	
			42 A	McNeese	5 4	92 H	UT Arlington	3 7	130 A	New Orleans	3 10	
						92 H	UT Arlington	6 8	130 A	New Orleans	8 4	
						93 A	UTSA	5 2	130 A	New Orleans	9 10	
						93 H	UTSA	3 7	132 H	Illinois	14 15	
									150 H	SFA	4 9	
									150 H	SFA	8 5	
									150 H	SFA	1 5	
									191 H	Bradley	6 7	
									191 H	Bradley	10 7	
									191 H	Bradley	5 9	
									227 H	Northwestern St.	9 1	
									227 H	Northwestern St.	3 6	
									227 H	Northwestern St.	14 9	
									252 A	UTRGV	7 6	
									252 A	UTRGV	3 13	
									252 A	UTRGV	4 1	
									252 A	UTRGV	7 1	
									252 H	UTRGV	3 4	
									274 A	Incarnate Word	5 4	
									274 A	Incarnate Word	7 17	
									274 A	Incarnate Word	10 7	

Non-Div. I Games: Houston-Victoria 3 5 Houston-Victoria 7 5

A&M-Corpus Christi

RPI	S	Opponent	Score	
274	H	Incarnate Word	10	8
285	A	Prairie View	11	5

A&M-Corpus Christi
r
i
s
t
i

A
&
M
-
C
o
r
p
u
s
C
h
r
i
s
t
i

Average RPI Win:	219	WON-LOST	WINNING	LAST 10	STRENGTH OF	OPP. STRENGTH	TEAM	ADJ	CONF.	ADJ CONF.	
Average RPI Loss:	149	RECORD	PCT. RANK	GAMES	SCHEDULE	OF SCHEDULE	RPI	RPI	RPI	RPI	
DIV. I ONLY	26-23-0	.53061	118	6-4-0	247	216	199	.47614	199	28	28
DIV. I NON-CONF.	7-13-0	.35	241	1-0-0	218	201	247	.44441	247	29	29
TOTALS	RPI 1-25	RPI 26-50	W-L RECORDS		RPI 51-100	RPI 101-150		RPI 150+			
26-23-0	0-0-0	0-0-0	OVERALL		5-5-0	4-12-0		17-6-0			
15-9-0	0-0-0	0-0-0	HOME		2-3-0	1-4-0		12-2-0			
11-10-0	0-0-0	0-0-0	AWAY		3-2-0	3-6-0		5-2-0			
0-4-0	0-0-0	0-0-0	NEUTRAL		0-0-0	0-2-0		0-2-0			
7-13-0	0-0-0	0-0-0	NON-CONFERENCE		3-1-0	1-9-0		3-3-0			
4-4-0	0-0-0	0-0-0	HOME		1-1-0	0-2-0		3-1-0			
3-5-0	0-0-0	0-0-	AWAY		2-0-0	1-5-0		0-0-0			
0-4-0	0-0-0	0-0-0	NEUTRAL		0-0-0	0-2-0		0-2-0			
19-10-0	0-0-0	0-0-0	CONFERENCE		2-4-0	3-3-0		14-3-0			
11-5-0	0-0-0	0-0-0	HOME		1-2-0	1-2-0		9-1-0			
8-5-0	0-0-0	0-0-0	AWAY		1-2-0	2-1-0		5-2-0			
0-0-0	0-0-0	0-0-0	NEUTRAL		0-0-0	0-0-0		0-0-0			
RPI S	Opponent	Score	RPI S	Opponent	Score	RPI S	Opponent	Score	RPI S	Opponent	Score
						80 A	Charlotte	12 6	110 A	Duke	2 10
						80 H	Charlotte	6 5	111 N	Western Caro.	7 16
						89 A	Bethune-Cookman	1 13	120 A	Florida A&M	7 1
						89 A	Bethune-Cookman	6 1	120 A	Florida A&M	4 3
						89 A	Bethune-Cookman	6 9	120 A	Florida A&M	0 10
						89 H	Bethune-Cookman	4 10	120 H	Florida A&M	1 8
						89 H	Bethune-Cookman	5 10	120 H	Florida A&M	10 7
						89 H	Bethune-Cookman	6 5	120 H	Florida A&M	4 6
						90 A	Winthrop	7 4	131 H	High Point	5 9
						90 H	Winthrop	4 11	142 A	Furman	3 7
									142 A	Furman	11 10
									142 A	Furman	2 17
									145 A	Davidson	3 5
									145 A	Davidson	1 12
									145 H	Davidson	0 6
									146 N	UNCG	4 5
									152 H	Presbyterian	2 3
									230 N	James Madison	1 5
									251 N	Richmond	1 3
									255 A	N.C. Central	1 11
									255 A	N.C. Central	7 10
									255 A	N.C. Central	8 6
									255 H	N.C. Central	5 2
									255 H	N.C. Central	4 3
									255 H	N.C. Central	8 7
									259 A	Norfolk St.	4 3
									259 H	Norfolk St.	7 12
LAST 10 GAMES						287 A	Savannah St.	11 10	255 H	N.C. Central	5 2
			120 H	Florida A&M	10 7	90 A	Winthrop	7 4	255 H	N.C. Central	4 3
			120 H	Florida A&M	1 8	89 A	Bethune-Cookman	6 9	255 H	N.C. Central	8 7
			120 H	Florida A&M	4 6	89 A	Bethune-Cookman	6 1	259 A	Norfolk St.	4 3
			287 A	Savannah St.	12 2	89 A	Bethune-Cookman	1 13	259 H	Norfolk St.	7 12
			287 A	Savannah St.	7 2						

Non-Div. I Games:

N.C. A&T

RPI	S	Opponent	Score	
287	A	Savannah St.	11	10
287	A	Savannah St.	12	2
287	A	Savannah St.	7	2
287	H	Savannah St.	11	5
287	H	Savannah St.	2	1
287	H	Savannah St.	12	3
288	H	UMES	11	4
288	H	UMES	19	5
288	H	UMES	17	9
297	H	Mt. St. Mary's	3	1
297	H	Mt. St. Mary's	14	7
297	H	Mt. St. Mary's	4	2

N
.
C
.
A
&
T

N
.
C
.
A
&
T

Average RPI Win:		205	WON-LOST RECORD		WINNING PCT. RANK		LAST 10 GAMES		STRENGTH OF SCHEDULE		OPP. STRENGTH OF SCHEDULE		TEAM RPI		ADJ RPI		CONF. RPI		ADJ CONF. RPI	
DIV. I ONLY			23-28-0		.45098 194		7-3-0		225		223		200		.47599 200		24		24	
DIV. I NON-CONF.			11-13-0		.45833 181		1-0-0		224		137		143		.50392 143		23		23	
TOTALS		RPI 1-25		RPI 26-50		W-L RECORDS		RPI 51-100		RPI 101-150		RPI 150+								
23-28-0		0-3-0		0-0-0		OVERALL		2-2-0		4-10-0		17-13-0								
9-7-0		0-0-0		0-0-0		HOME		0-0-0		2-2-0		7-5-0								
12-21-0		0-3-0		0-0-0		AWAY		2-2-0		2-8-0		8-8-0								
2-0-0		0-0-0		0-0-0		NEUTRAL		0-0-0		0-0-0		2-0-0								
11-13-0		0-3-0		0-0-0		NON-CONFERENCE		2-2-0		1-3-0		8-5-0								
2-0-0		0-0-0		0-0-0		HOME		0-0-0		0-0-0		2-0-0								
7-13-0		0-3-0		0-0-		AWAY		2-2-0		1-3-0		4-5-0								
2-0-0		0-0-0		0-0-0		NEUTRAL		0-0-0		0-0-0		2-0-0								
12-15-0		0-0-0		0-0-0		CONFERENCE		0-0-0		3-7-0		9-8-0								
7-7-0		0-0-0		0-0-0		HOME		0-0-0		2-2-0		5-5-0								
5-8-0		0-0-0		0-0-0		AWAY		0-0-0		1-5-0		4-3-0								
0-0-0		0-0-0		0-0-0		NEUTRAL		0-0-0		0-0-0		0-0-0								
RPI	S	Opponent		Score		RPI	S	Opponent		Score		RPI	S	Opponent		Score				
21	A	South Fla.		2	11							102	A	Wright St.		1	2			
21	A	South Fla.		5	6							102	A	Wright St.		1	6			
21	A	South Fla.		1	8							102	A	Wright St.		0	7			
												102	H	Wright St.		1	3			
												102	H	Wright St.		9	0			
												126	A	Purdue		5	1			
												127	A	Ill.-Chicago		1	8			
												127	A	Ill.-Chicago		4	2			
												127	A	Ill.-Chicago		7	10			
												127	H	Ill.-Chicago		7	6			
												127	H	Ill.-Chicago		0	2			
												138	A	Wichita St.		3	4			
												138	A	Wichita St.		3	4			
												138	A	Wichita St.		2	3			
												160	A	Ball St.		2	11			
												173	A	UAB		9	5			
												173	A	UAB		2	3			
												173	A	UAB		1	5			
												203	N	Penn		3	0			
												203	N	Penn		16	3			
												224	A	Northern Ky.		5	14			
												224	A	Northern Ky.		17	4			
												224	H	Northern Ky.		7	18			
												224	H	Northern Ky.		8	7			
												224	H	Northern Ky.		10	9			
												232	H	Oakland		9	19			
												232	H	Oakland		6	9			

Non-Div. I Games:

Valparaiso

RPI	S	Opponent	Score	
232	H	Oakland	7	6
232	H	Oakland	0	7
232	H	Oakland	13	3
240	A	Western Ky.	3	4
240	A	Western Ky.	5	2
240	A	Western Ky.	5	6
242	A	Milwaukee	11	3
242	A	Milwaukee	7	4
260	H	Northern Ill.	8	2
269	A	Youngstown St.	10	7
269	A	Youngstown St.	7	9
269	A	Youngstown St.	5	6
269	H	Youngstown St.	3	4
269	H	Youngstown St.	6	2
281	A	Illinois St.	4	3
282	A	Chicago St.	13	1
282	H	Chicago St.	10	3

Valparaiso

V
a
l
p
a
r
a
i
s
o

V
a
l
p
a
r
a
i
s
o

Average RPI Win: 243		WON-LOST RECORD	WINNING PCT. RANK	LAST 10 GAMES	STRENGTH OF SCHEDULE	OPP. STRENGTH OF SCHEDULE	TEAM RPI	ADJ RPI		CONF. RPI	ADJ CONF. RPI
Average RPI Loss: 200											
DIV. I ONLY		36-17-0	.67925 26	5-4-0	289	277	201	.47578	201	27	27
DIV. I NON-CONF.		20-11-0	.64516 62	0-1-0	293	288	236	.45824	235	30	30
TOTALS		RPI 1-25	RPI 26-50		W-L RECORDS		RPI 51-100		RPI 101-150		RPI 150+
36-17-0	0-0-0		0-0-0		OVERALL		0-0-0		2-2-0		34-15-0
22-8-0	0-0-0		0-0-0		HOME		0-0-0		2-2-0		20-6-0
13-5-0	0-0-0		0-0-0		AWAY		0-0-0		0-0-0		13-5-0
1-4-0	0-0-0		0-0-0		NEUTRAL		0-0-0		0-0-0		1-4-0
20-11-0	0-0-0		0-0-0		NON-CONFERENCE		0-0-0		2-2-0		18-9-0
15-7-0	0-0-0		0-0-0		HOME		0-0-0		2-2-0		13-5-0
4-2-0	0-0-0		0-0-		AWAY		0-0-0		0-0-0		4-2-0
1-2-0	0-0-0		0-0-0		NEUTRAL		0-0-0		0-0-0		1-2-0
16-6-0	0-0-0		0-0-0		CONFERENCE		0-0-0		0-0-0		16-6-0
7-1-0	0-0-0		0-0-0		HOME		0-0-0		0-0-0		7-1-0
9-3-0	0-0-0		0-0-0		AWAY		0-0-0		0-0-0		9-3-0
0-2-0	0-0-0		0-0-0		NEUTRAL		0-0-0		0-0-0		0-2-0
RPI S	Opponent	Score	RPI S	Opponent	Score	RPI S	Opponent	Score	RPI S	Opponent	Score
									117 H	Cornell	5 8
									117 H	Cornell	8 7
									117 H	Cornell	2 5
									129 H	Marist	3 2
									156 H	Wofford	3 6
									158 H	UMBC	1 10
									162 H	Central Conn. St.	7 3
									162 H	Central Conn. St.	11 6
									181 H	Princeton	2 4
									181 H	Princeton	2 5
									181 H	Princeton	8 6
									181 H	Princeton	9 5
									188 H	George Mason	11 2
									206 A	Georgetown	6 2
									206 H	Georgetown	3 11
									213 N	Air Force	8 19
									213 N	Air Force	2 3
									213 N	Air Force	11 3
									215 A	Holy Cross	6 1
									215 A	Holy Cross	7 8
									215 A	Holy Cross	11 8
									215 A	Holy Cross	3 6
			LAST 10 GAMES						215 A	Holy Cross	6 1
			225 N	Bucknell	0 5	225 H	Bucknell	5 4	225 H	Bucknell	11 1
			225 N	Bucknell	1 4	225 H	Bucknell	0 5	225 H	Bucknell	0 5
			158 H	UMBC	1 10	239 A	Army West Point	10 6	225 H	Bucknell	5 4
			225 H	Bucknell	11 1	239 A	Army West Point	7 2	225 H	Bucknell	1 4
			225 H	Bucknell	6 1	239 A	Army West Point	2 9	225 N	Bucknell	1 4

Non-Div. I Games: Susquehanna 3 0

Navy

RPI	S	Opponent	Score	
225	N	Bucknell	0	5
239	A	Army West Point	7	2
239	A	Army West Point	7	3
239	A	Army West Point	2	9
239	A	Army West Point	10	6
241	H	Towson	11	6
255	A	N.C. Central	9	6
255	A	N.C. Central	2	3
255	A	N.C. Central	7	8
277	A	Delaware St.	18	0
277	H	Delaware St.	3	2
283	A	Lehigh	11	5
283	A	Lehigh	1	0
283	A	Lehigh	2	1
283	A	Lehigh	3	2
288	A	UMES	13	5
288	H	UMES	17	5
291	H	Lafayette	9	6
291	H	Lafayette	7	1
291	H	Lafayette	10	6
291	H	Lafayette	4	1
294	H	Coppin St.	11	3
296	H	NYIT	10	2
296	H	NYIT	10	5
296	H	NYIT	12	0
296	H	NYIT	15	3

Navy

N
a
v
y

N
a
v
y

Average RPI Win: 177		WON-LOST	WINNING	LAST 10	STRENGTH OF		OPP. STRENGTH	TEAM	ADJ		CONF.	ADJ CONF.			
Average RPI Loss: 129		RECORD	PCT. RANK	GAMES	SCHEDULE		OF SCHEDULE	RPI	RPI		RPI	RPI			
DIV. I ONLY		21-28-0	.42857	214	5-5-0		203	129	202		.4755	202			
DIV. I NON-CONF.		11-17-0	.39286	218	0-1-0		277	224	260		.43683	260			
TOTALS		RPI 1-25	RPI 26-50		W-L RECORDS		RPI 51-100		RPI 101-150		RPI 150+				
21-28-0		0-0-0	2-4-0		OVERALL		3-7-0		4-10-0		12-7-0				
9-12-0		0-0-0	0-3-0		HOME		3-3-0		1-5-0		5-1-0				
12-16-0		0-0-0	2-1-0		AWAY		0-4-0		3-5-0		7-6-0				
0-0-0		0-0-0	0-0-0		NEUTRAL		0-0-0		0-0-0		0-0-0				
11-17-0		0-0-0	0-0-0		NON-CONFERENCE		0-4-0		1-7-0		10-6-0				
6-6-0		0-0-0	0-0-0		HOME		0-0-0		1-5-0		5-1-0				
5-11-0		0-0-0	0-0-		AWAY		0-4-0		0-2-0		5-5-0				
0-0-0		0-0-0	0-0-0		NEUTRAL		0-0-0		0-0-0		0-0-0				
10-11-0		0-0-0	2-4-0		CONFERENCE		3-3-0		3-3-0		2-1-0				
3-6-0		0-0-0	0-3-0		HOME		3-3-0		0-0-0		0-0-0				
7-5-0		0-0-0	2-1-0		AWAY		0-0-0		3-3-0		2-1-0				
0-0-0		0-0-0	0-0-0		NEUTRAL		0-0-0		0-0-0		0-0-0				
RPI	S	Opponent	Score	RPI	S	Opponent	Score	RPI	S	Opponent	Score	RPI	S	Opponent	Score
				30	H	Indiana	9 13	79	H	Michigan St.	5 13	116	A	Middle Tenn.	4 11
				30	H	Indiana	5 6	79	H	Michigan St.	3 2	126	A	Purdue	1 2
				30	H	Indiana	9 10	79	H	Michigan St.	1 8	126	A	Purdue	7 2
				35	A	Maryland	1 7	86	A	Arizona St.	2 6	126	A	Purdue	8 7
				35	A	Maryland	11 3	86	A	Arizona St.	1 3	127	A	Ill.-Chicago	0 3
				35	A	Maryland	6 5	86	A	Arizona St.	3 4	127	H	Ill.-Chicago	2 9
								96	A	Notre Dame	2 3	127	H	Ill.-Chicago	1 7
								97	H	Iowa	6 5	132	A	Illinois	11 4
								97	H	Iowa	2 14	132	A	Illinois	8 10
								97	H	Iowa	7 5	132	A	Illinois	3 4
												133	H	Central Mich.	5 7
												133	H	Central Mich.	3 5
												133	H	Central Mich.	5 1
												133	H	Central Mich.	1 5
												157	A	Belmont	1 6
												191	A	Bradley	6 2
												205	A	Penn St.	7 4
												205	A	Penn St.	12 5
												205	A	Penn St.	1 2
												210	A	Lipscomb	6 10
												213	H	Air Force	7 6
												213	H	Air Force	3 11
												213	H	Air Force	3 2
												236	H	Western Mich.	11 4
												242	H	Milwaukee	6 4
												265	A	Santa Clara	7 1
												265	A	Santa Clara	1 8
				LAST 10 GAMES											
				35	A	Maryland	6 5	126	A	Purdue	7 2	213	H	Air Force	3 2
				35	A	Maryland	11 3	96	A	Notre Dame	2 3	236	H	Western Mich.	11 4
				35	A	Maryland	1 7	79	H	Michigan St.	5 13	242	H	Milwaukee	6 4
				126	A	Purdue	8 7	79	H	Michigan St.	3 2	265	A	Santa Clara	7 1
				126	A	Purdue	1 2	79	H	Michigan St.	1 8	265	A	Santa Clara	1 8

Non-Div. I Games:

Northwestern

Northwestern

Average RPI Win:	195	WON-LOST RECORD	WINNING PCT. RANK	LAST 10 GAMES	STRENGTH OF SCHEDULE	OPP. STRENGTH OF SCHEDULE	TEAM RPI	ADJ RPI	CONF. RPI	ADJ CONF. RPI		
DIV. I ONLY		23-22-0	.51111	141	4-6-0	245	209	203	.47522	203	14	14
DIV. I NON-CONF.		10-12-0	.45455	184	0-1-0	280	285	256	.43939	256	9	9
<hr/>												
TOTALS	RPI 1-25	RPI 26-50		W-L RECORDS		RPI 51-100		RPI 101-150		RPI 150+		
23-22-0	0-0-0	0-0-0		OVERALL		0-4-0		7-11-0		16-7-0		
12-4-0	0-0-0	0-0-0		HOME		0-0-0		1-3-0		11-1-0		
8-9-0	0-0-0	0-0-0		AWAY		0-2-0		5-5-0		3-2-0		
3-9-0	0-0-0	0-0-0		NEUTRAL		0-2-0		1-3-0		2-4-0		
10-12-0	0-0-0	0-0-0		NON-CONFERENCE		0-0-0		1-6-0		9-6-0		
5-1-0	0-0-0	0-0-0		HOME		0-0-0		0-0-0		5-1-0		
2-4-0	0-0-0	0-0-		AWAY		0-0-0		0-3-0		2-1-0		
3-7-0	0-0-0	0-0-0		NEUTRAL		0-0-0		1-3-0		2-4-0		
13-10-0	0-0-0	0-0-0		CONFERENCE		0-4-0		6-5-0		7-1-0		
7-3-0	0-0-0	0-0-0		HOME		0-0-0		1-3-0		6-0-0		
6-5-0	0-0-0	0-0-0		AWAY		0-2-0		5-2-0		1-1-0		
0-2-0	0-0-0	0-0-0		NEUTRAL		0-2-0		0-0-0		0-0-0		
<hr/>												
RPI	S	Opponent	Score	RPI	S	Opponent	Score	RPI	S	Opponent	Score	
				53 A Yale				2	6	111 A North Florida	0	6
				53 A Yale				4	5	111 A North Florida	2	3
				53 N Yale				7	11	111 A North Florida	3	7
				53 N Yale				0	5	117 A Cornell	3	2
										117 A Cornell	4	0
										117 A Cornell	0	2
										117 A Cornell	5	0
										121 H Dartmouth	5	9
										121 H Dartmouth	7	6
										124 A Columbia	7	12
										124 A Columbia	7	6
										124 A Columbia	6	3
										124 H Columbia	4	14
										124 H Columbia	5	7
										129 N Marist	5	4
										129 N Marist	0	5
										129 N Marist	3	4
										134 N St. Bonaventure	0	4
										153 A Delaware	9	10
										167 N Fairfield	8	0
						167 N Fairfield	5	7				
				LAST 10 GAMES				167 N Fairfield	6	3		
				53 N Yale	0	5	124 A Columbia	7	12	181 H Princeton	5	4
				53 N Yale	7	11	124 A Columbia	7	6	181 H Princeton	3	1
				124 A Columbia	6	3	263 H Villanova	1	3	181 H Princeton	17	5
				124 H Columbia	5	7	117 A Cornell	3	2	181 H Princeton	10	2
				124 H Columbia	4	14	117 A Cornell	4	0	185 H Harvard	7	4

Non-Div. I Games:

Penn

RPI	S	Opponent	Score	
185	H	Harvard	4	0
200	N	Valparaiso	3	16
200	N	Valparaiso	0	3
218	A	Brown	6	8
218	A	Brown	4	2
263	A	Villanova	11	2
263	H	Villanova	1	3
280	N	La Salle	1	2
283	H	Lehigh	6	4
291	A	Lafayette	9	8
291	H	Lafayette	2	1
291	H	Lafayette	4	1
291	H	Lafayette	13	3
291	H	Lafayette	3	2

P
e
n
n

P
e
n
n

Penn

Average RPI Win:		193	WON-LOST RECORD		WINNING PCT. RANK		LAST 10 GAMES		STRENGTH OF SCHEDULE		OPP. STRENGTH OF SCHEDULE		TEAM RPI		ADJ RPI		CONF. RPI		ADJ CONF. RPI				
DIV. I ONLY			22-28-0		.44	204	5-5-0		178		202		204		.47464		204	18		18			
DIV. I NON-CONF.			12-17-0		.41379	205	2-2-0		175		197		206		.47529		206	18		18			
TOTALS		RPI 1-25		RPI 26-50		W-L RECORDS		RPI 51-100		RPI 101-150		RPI 150+											
22-28-0		0-1-0		0-2-0		OVERALL		1-4-0		3-6-0		18-15-0											
12-11-0		0-0-0		0-0-0		HOME		1-3-0		1-0-0		10-8-0											
9-16-0		0-1-0		0-2-0		AWAY		0-1-0		2-6-0		7-6-0											
1-1-0		0-0-0		0-0-0		NEUTRAL		0-0-0		0-0-0		1-1-0											
12-17-0		0-1-0		0-2-0		NON-CONFERENCE		0-2-0		2-4-0		10-8-0											
7-4-0		0-0-0		0-0-0		HOME		0-1-0		1-0-0		6-3-0											
4-12-0		0-1-0		0-0-		AWAY		0-1-0		1-4-0		3-4-0											
1-1-0		0-0-0		0-0-0		NEUTRAL		0-0-0		0-0-0		1-1-0											
10-11-0		0-0-0		0-0-0		CONFERENCE		1-2-0		1-2-0		8-7-0											
5-7-0		0-0-0		0-0-0		HOME		1-2-0		0-0-0		4-5-0											
5-4-0		0-0-0		0-0-0		AWAY		0-0-0		1-2-0		4-2-0											
0-0-0		0-0-0		0-0-0		NEUTRAL		0-0-0		0-0-0		0-0-0											
RPI	S	Opponent		Score		RPI	S	Opponent		Score		RPI	S	Opponent		Score							
2	A	North Carolina		4	16	36	A	North Carolina St.		1	13	80	A	Charlotte		5	14	111	H	Western Caro.		5	3
						40	A	Tennessee		2	5	90	H	Winthrop		0	8	114	A	Samford		1	4
												90	H	Winthrop		4	3	114	A	Samford		2	6
												90	H	Winthrop		0	1	114	A	Samford		6	4
												95	H	Tennessee Tech		9	20	131	A	High Point		2	5
																		131	A	High Point		3	1
																		131	A	High Point		0	7
																		142	A	Furman		1	12
																		146	A	UNCG		3	14
																		152	A	Presbyterian		4	2
																		152	A	Presbyterian		7	1
																		152	A	Presbyterian		4	7
																		156	A	Wofford		7	6
																		156	H	Wofford		8	17
																		158	H	UMBC		7	6
																		158	H	UMBC		4	8
																		158	H	UMBC		11	5
																		172	H	Radford		7	6
																		172	H	Radford		2	13
																		172	H	Radford		2	5
																		182	A	Appalachian St.		3	4
																		182	H	Appalachian St.		5	3
																		195	A	ETSU		6	4
																		212	A	Campbell		7	9
																		212	A	Campbell		11	9
																		212	A	Campbell		10	5
																		230	N	James Madison		9	25
LAST 10 GAMES																							
				</																			

Non-Div. I Games:

UNC Asheville

RPI	S	Opponent	Score	
234	H	Charleston So.	3	10
234	H	Charleston So.	2	1
234	H	Charleston So.	3	19
251	A	Richmond	3	5
251	A	Richmond	2	4
251	A	Richmond	4	1
253	A	USC Upstate	9	10
253	H	USC Upstate	8	4
258	H	Longwood	4	1
258	H	Longwood	1	7
258	H	Longwood	7	3
261	H	Iona	10	8
261	H	Iona	1	4
261	H	Iona	4	2
271	N	Dayton	12	6

UNC Asheville

U
N
C
A
s
h
e
v
i
l
l
e

U
N
C
A
s
h
e
v
i
l
l
e

Average RPI Win: 169		WON-LOST	WINNING		LAST 10	STRENGTH OF		OPP. STRENGTH	TEAM	ADJ		CONF.	ADJ CONF.
Average RPI Loss: 95		RECORD	PCT. RANK		GAMES	SCHEDULE		OF SCHEDULE	RPI	RPI		RPI	RPI
DIV. I ONLY		17-35-0	.32692	261	3-7-0	92		102	205	.47389	205	7	7
DIV. I NON-CONF.		14-17-0	.45161	187	2-1-0	165		122	174	.4891	173	7	7
TOTALS		RPI 1-25	RPI 26-50		W-L RECORDS		RPI 51-100		RPI 101-150		RPI 150+		
17-35-0		1-4-0	1-9-0		OVERALL		2-8-0		4-6-0		9-8-0		
9-11-0		0-0-0	0-1-0		HOME		0-3-0		4-5-0		5-2-0		
6-21-0		1-3-0	1-8-0		AWAY		0-3-0		0-1-0		4-6-0		
2-3-0		0-1-0	0-0-0		NEUTRAL		2-2-0		0-0-0		0-0-0		
14-17-0		1-4-0	0-1-0		NON-CONFERENCE		2-2-0		3-4-0		8-6-0		
7-4-0		0-0-0	0-1-0		HOME		0-0-0		3-3-0		4-0-0		
5-10-0		1-3-0	0-0-		AWAY		0-0-0		0-1-0		4-6-0		
2-3-0		0-1-0	0-0-0		NEUTRAL		2-2-0		0-0-0		0-0-0		
3-18-0		0-0-0	1-8-0		CONFERENCE		0-6-0		1-2-0		1-2-0		
2-7-0		0-0-0	0-0-0		HOME		0-3-0		1-2-0		1-2-0		
1-11-0		0-0-0	1-8-0		AWAY		0-3-0		0-0-0		0-0-0		
0-0-0		0-0-0	0-0-0		NEUTRAL		0-0-0		0-0-0		0-0-0		
RPI S	Opponent	Score	RPI S	Opponent	Score	RPI S	Opponent	Score	RPI S	Opponent	Score		
6 A	TCU	3 6	30 A	Indiana	5 2	69 H	Minnesota	1 17	117 H	Cornell	8 2		
6 A	TCU	1 12	30 A	Indiana	2 5	69 H	Minnesota	5 6	124 H	Columbia	11 7		
6 A	TCU	3 9	30 A	Indiana	2 10	69 H	Minnesota	4 12	124 H	Columbia	5 8		
19 A	West Virginia	6 5	32 A	Michigan	2 15	97 A	Iowa	2 4	124 H	Columbia	2 4		
19 N	West Virginia	2 4	32 A	Michigan	1 14	97 A	Iowa	1 9	124 H	Columbia	10 6		
			32 A	Michigan	6 10	97 A	Iowa	2 8	128 A	Pittsburgh	2 3		
			35 A	Maryland	2 15	98 N	Xavier	7 5	128 H	Pittsburgh	1 9		
			35 A	Maryland	3 8	98 N	Xavier	4 10	148 H	Ohio St.	2 11		
			35 A	Maryland	1 2	98 N	Xavier	5 7	148 H	Ohio St.	6 2		
			48 H	Binghamton	3 6	98 N	Xavier	6 1	148 H	Ohio St.	2 5		
									153 A	Delaware	0 5		
									153 A	Delaware	1 6		
									153 A	Delaware	0 8		
									165 A	UC Davis	2 10		
									202 H	Northwestern	2 1		
									202 H	Northwestern	5 12		
									202 H	Northwestern	4 7		
									208 A	Sacramento St.	3 11		
									208 A	Sacramento St.	4 2		
									208 A	Sacramento St.	6 1		
									225 H	Bucknell	5 3		
									225 H	Bucknell	4 3		
									248 A	Pacific	1 6		
									248 A	Pacific	11 4		
									248 A	Pacific	11 2		
									263 H	Villanova	11 5		
									291 H	Lafayette	9 2		
			LAST 10 GAMES										
			263 H	Villanova	11 5	19 A	West Virginia	6 5					
			30 A	Indiana	2 10	69 H	Minnesota	4 12					
			30 A	Indiana	2 5	69 H	Minnesota	1 17					
			30 A	Indiana	5 2	69 H	Minnesota	5 6					
			19 N	West Virginia	2 4	97 A	Iowa	1 9					

Non-Div. I Games:

Penn St.

Average RPI Win:	222	WON-LOST RECORD	WINNING PCT. RANK	LAST 10 GAMES	STRENGTH OF SCHEDULE	OPP. STRENGTH OF SCHEDULE	TEAM RPI	ADJ RPI	CONF. RPI	ADJ CONF. RPI		
DIV. I ONLY		27-25-0	.51923	136	5-5-0	267	239	206	.472	206	10	10
DIV. I NON-CONF.		23-14-0	.62162	70	2-1-0	295	271	192	.48082	192	16	16
<hr/>												
TOTALS	RPI 1-25	RPI 26-50		W-L RECORDS		RPI 51-100		RPI 101-150		RPI 150+		
27-25-0	0-0-0	1-2-0		OVERALL		1-3-0		2-3-0		23-17-0		
9-9-0	0-0-0	1-2-0		HOME		0-0-0		1-0-0		7-7-0		
11-14-0	0-0-0	0-0-0		AWAY		0-3-0		1-2-0		10-9-0		
7-2-0	0-0-0	0-0-0		NEUTRAL		1-0-0		0-1-0		6-1-0		
23-14-0	0-0-0	0-0-0		NON-CONFERENCE		1-0-0		2-3-0		20-11-0		
7-2-0	0-0-0	0-0-0		HOME		0-0-0		1-0-0		6-2-0		
9-10-0	0-0-0	0-0-		AWAY		0-0-0		1-2-0		8-8-0		
7-2-0	0-0-0	0-0-0		NEUTRAL		1-0-0		0-1-0		6-1-0		
4-11-0	0-0-0	1-2-0		CONFERENCE		0-3-0		0-0-0		3-6-0		
2-7-0	0-0-0	1-2-0		HOME		0-0-0		0-0-0		1-5-0		
2-4-0	0-0-0	0-0-0		AWAY		0-3-0		0-0-0		2-1-0		
0-0-0	0-0-0	0-0-0		NEUTRAL		0-0-0		0-0-0		0-0-0		
RPI	S	Opponent	Score	RPI	S	Opponent	Score	RPI	S	Opponent	Score	
				31	H	St. John's (NY)	1 7	82	A	Seton Hall	2 11	
				31	H	St. John's (NY)	8 9	82	A	Seton Hall	5 10	
				31	H	St. John's (NY)	13 5	82	A	Seton Hall	4 5	
								83	N	Boston College	4 3	
										117	H Cornell	
										133	N Central Mich.	
										145	A Davidson	
										145	A Davidson	
										145	A Davidson	
										154	H Butler	
										154	H Butler	
										154	H Butler	
										156	A Wofford	
										158	A UMBC	
										158	H UMBC	
										160	N Ball St.	
										170	H Creighton	
										170	H Creighton	
										170	H Creighton	
										176	A George Washington	
										176	H George Washington	
										179	A Gardner-Webb	
										179	A Gardner-Webb	
										179	A Gardner-Webb	
										188	A George Mason	
										188	A George Mason	
										188	A George Mason	
										201	A Navy	
										201	H Navy	
										218	A Brown	
										218	A Brown	
LAST 10 GAMES												
				158	A	UMBC	5 8	31	H	St. John's (NY)	8 9	
				154	H	Butler	0 5	31	H	St. John's (NY)	13 5	
				154	H	Butler	1 7	31	H	St. John's (NY)	1 7	
				154	H	Butler	13 6	176	H	George Washington	8 7	
				288	H	UMES	8 5	263	A	Villanova	3 2	

Non-Div. I Games:

Georgetown

RPI	S	Opponent	Score	
218	A	Brown	10	11
236	N	Western Mich.	12	8
253	A	USC Upstate	0	12
263	A	Villanova	3	2
263	A	Villanova	0	4
263	A	Villanova	7	0
271	N	Dayton	7	8
282	N	Chicago St.	11	0
288	H	UMES	8	5
291	N	Lafayette	13	6
291	N	Lafayette	10	4
291	N	Lafayette	14	7
294	A	Coppin St.	6	5
294	H	Coppin St.	14	4
296	H	NYIT	13	3
296	H	NYIT	9	0
296	H	NYIT	6	4
297	A	Mt. St. Mary's	13	2

Georgetown

Non-Div. I Games:

Monmouth

RPI	S	Opponent	Score	
243	A	Rider	4	11
244	H	Quinnipiac	9	4
244	H	Quinnipiac	17	7
244	H	Quinnipiac	12	0
246	A	Siena	11	0
246	A	Siena	5	6
246	A	Siena	4	5
253	A	USC Upstate	5	14
291	H	Lafayette	5	4
296	H	NYIT	7	1
296	H	NYIT	10	4

Monmouth

M
o
n
m
o
u
t
h

M
o
n
m
o
u
t
h

Average RPI Win:	189	WON-LOST RECORD	WINNING PCT. RANK	LAST 10 GAMES	STRENGTH OF SCHEDULE	OPP. STRENGTH OF SCHEDULE	TEAM RPI	ADJ RPI	CONF. RPI	ADJ CONF. RPI		
DIV. I ONLY		25-27-0	.48077	166	4-6-0	231	181	208	.47116	208	25	25
DIV. I NON-CONF.		16-15-0	.51613	139	1-4-0	189	85	168	.49188	167	26	26
<hr/>												
TOTALS	RPI 1-25	RPI 26-50		W-L RECORDS		RPI 51-100		RPI 101-150		RPI 150+		
25-27-0	0-0-0	0-0-0		OVERALL		3-7-0		6-6-0		16-14-0		
14-13-0	0-0-0	0-0-0		HOME		1-2-0		5-5-0		8-6-0		
11-14-0	0-0-0	0-0-0		AWAY		2-5-0		1-1-0		8-8-0		
0-0-0	0-0-0	0-0-0		NEUTRAL		0-0-0		0-0-0		0-0-0		
16-15-0	0-0-0	0-0-0		NON-CONFERENCE		3-7-0		4-2-0		9-6-0		
11-7-0	0-0-0	0-0-0		HOME		1-2-0		3-1-0		7-4-0		
5-8-0	0-0-0	0-0-		AWAY		2-5-0		1-1-0		2-2-0		
0-0-0	0-0-0	0-0-0		NEUTRAL		0-0-0		0-0-0		0-0-0		
9-12-0	0-0-0	0-0-0		CONFERENCE		0-0-0		2-4-0		7-8-0		
3-6-0	0-0-0	0-0-0		HOME		0-0-0		2-4-0		1-2-0		
6-6-0	0-0-0	0-0-0		AWAY		0-0-0		0-0-0		6-6-0		
0-0-0	0-0-0	0-0-0		NEUTRAL		0-0-0		0-0-0		0-0-0		
RPI	S	Opponent	Score	RPI	S	Opponent	Score	RPI	S	Opponent	Score	
						52 A San Diego	3 5	105 H New Mexico St.			2 1	
						52 A San Diego	3 6	105 H New Mexico St.			4 8	
						52 A San Diego	9 8	105 H New Mexico St.			2 5	
						67 A Washington	2 3	115 H Washington St.			6 4	
						67 A Washington	0 4	115 H Washington St.			10 2	
						67 A Washington	7 1	115 H Washington St.			3 4	
						67 A Washington	5 8	135 A San Francisco			6 14	
						69 H Minnesota	2 5	135 H San Francisco			9 5	
						69 H Minnesota	2 9	136 H Grand Canyon			1 2	
						69 H Minnesota	3 2	136 H Grand Canyon			2 8	
								136 H Grand Canyon			7 1	
								138 A Wichita St.			3 2	
								163 A Fresno St.			2 9	
								163 H Fresno St.			0 9	
								165 A UC Davis			6 7	
								165 H UC Davis			1 0	
								178 H CSU Bakersfield			3 4	
								178 H CSU Bakersfield			3 8	
								178 H CSU Bakersfield			11 1	
								205 H Penn St.			1 6	
								205 H Penn St.			2 4	
								205 H Penn St.			11 3	
								217 A Nevada			7 5	
								217 H Nevada			5 6	
								224 H Northern Ky.			2 0	
								224 H Northern Ky.			12 11	
								224 H Northern Ky.			6 5	
LAST 10 GAMES												
						52 A San Diego	9 8	282 A Chicago St.			7 0	
						52 A San Diego	3 5	282 A Chicago St.			2 6	
						52 A San Diego	3 6	217 H Nevada			5 6	
						163 A Fresno St.	2 9	178 H CSU Bakersfield			3 8	
						282 A Chicago St.	10 3	178 H CSU Bakersfield			11 1	

Non-Div. I Games:

Sacramento St.

RPI	S	Opponent	Score	
224	H	Non-Conf Northern Ky.	10	0
238	A	Northern Colo.	5	7
238	A	Northern Colo.	5	9
238	A	Northern Colo.	7	8
248	A	Pacific	5	2
248	H	Pacific	9	1
262	A	Utah Valley	9	1
262	A	Utah Valley	12	4
262	A	Utah Valley	6	7
273	A	Seattle U	4	7
273	A	Seattle U	3	2
273	A	Seattle U	9	0
282	A	Chicago St.	10	3
282	A	Chicago St.	2	6
282	A	Chicago St.	7	0

Sacramento St.

S
a
c
r
a
m
e
n
t
o
S
t
.

S
a
c
r
a
m
e
n
t
o
S
t
.

Average RPI Win: 237		WON-LOST RECORD	WINNING PCT. RANK	LAST 10 GAMES	STRENGTH OF SCHEDULE	OPP. STRENGTH OF SCHEDULE	TEAM RPI	ADJ RPI	CONF. RPI	ADJ CONF. RPI					
Average RPI Loss: 124															
DIV. I ONLY		25-23-0	.52083 129	7-3-0	228	249	209	.47084 209	22	22					
DIV. I NON-CONF.		16-12-0	.57143 101	5-0-0	222	276	180	.48697 179	24	24					
<hr/>															
TOTALS		RPI 1-25	RPI 26-50		W-L RECORDS		RPI 51-100		RPI 101-150		RPI 150+				
25-23-0		0-3-0	0-0-0		OVERALL		0-4-0		2-9-0		23-7-0				
19-8-0		0-0-0	0-0-0		HOME		0-1-0		0-4-0		19-3-0				
5-12-0		0-3-0	0-0-0		AWAY		0-3-0		1-2-0		4-4-0				
1-3-0		0-0-0	0-0-0		NEUTRAL		0-0-0		1-3-0		0-0-0				
<hr/>															
16-12-0		0-3-0	0-0-0		NON-CONFERENCE		0-1-0		2-6-0		14-2-0				
12-3-0		0-0-0	0-0-0		HOME		0-1-0		0-1-0		12-1-0				
3-6-0		0-3-0	0-0-		AWAY		0-0-0		1-2-0		2-1-0				
1-3-0		0-0-0	0-0-0		NEUTRAL		0-0-0		1-3-0		0-0-0				
<hr/>															
9-11-0		0-0-0	0-0-0		CONFERENCE		0-3-0		0-3-0		9-5-0				
7-5-0		0-0-0	0-0-0		HOME		0-0-0		0-3-0		7-2-0				
2-6-0		0-0-0	0-0-0		AWAY		0-3-0		0-0-0		2-3-0				
0-0-0		0-0-0	0-0-0		NEUTRAL		0-0-0		0-0-0		0-0-0				
<hr/>															
RPI	S	Opponent	Score		RPI	S	Opponent	Score		RPI	S	Opponent	Score		
20	A	Long Beach St.	0	6						53	H	Yale	4	8	
20	A	Long Beach St.	1	7						56	A	Rhode Island	3	5	
20	A	Long Beach St.	4	8						56	A	Rhode Island	3	7	
										56	A	Rhode Island	2	7	
										103	A	Houston Baptist	4	3	
										103	A	Houston Baptist	5	13	
										103	A	Houston Baptist	6	7	
										107	H	VCU	0	3	
										107	H	VCU	3	4	
										107	H	VCU	2	3	
										124	H	Columbia	1	6	
										143	N	Canisius	3	5	
										143	N	Canisius	0	4	
										143	N	Canisius	6	5	
										143	N	Canisius	1	2	
										159	A	Saint Louis	7	1	
										159	A	Saint Louis	0	10	
										167	A	Fairfield	3	6	
										180	H	Albany (NY)	7	3	
										188	A	George Mason	6	5	
										188	A	George Mason	4	8	
										188	A	George Mason	0	2	
										235	H	LIU Brooklyn	11	7	
										235	H	LIU Brooklyn	5	2	
										235	H	LIU Brooklyn	5	3	
					LAST 10 GAMES						237	H	Saint Joseph's	4	3
					261	H	Iona	8	7	237	H	Saint Joseph's	2	1	
					256	H	Massachusetts	5	4	237	H	Saint Joseph's	5	0	
					256	H	Massachusetts	10	2	246	A	Siena	11	3	
					256	H	Massachusetts	0	3	254	H	Manhattan	8	4	
					235	H	LIU Brooklyn	5	2	254	H	Manhattan	2	4	

Non-Div. I Games:

Fordham

RPI	S	Opponent	Score	
256	H	Massachusetts	5	4
256	H	Massachusetts	10	2
256	H	Massachusetts	0	3
257	H	Sacred Heart	1	0
257	H	Sacred Heart	2	1
257	H	Sacred Heart	8	1
261	H	Iona	8	7
261	H	Iona	10	3
266	A	Hofstra	7	4
280	H	La Salle	4	3
280	H	La Salle	6	7
280	H	La Salle	5	2
299	H	Saint Peter's	7	5
299	H	Saint Peter's	5	2

Fordham

F
o
r
d
h
a
m

F
o
r
d
h
a
m

RPI	S	Opponent	Score	
289	A	NJIT	11	2
289	A	NJIT	15	10
289	A	NJIT	8	3
293	H	Mississippi Val.	9	3
293	H	Mississippi Val.	9	3
293	H	Mississippi Val.	11	1
295	H	Alabama A&M	9	4

L
i
p
s
c
o
m
b

L
i
p
s
c
o
m
b

Lipscomb

Average RPI Win: 176		WON-LOST	WINNING	LAST 10	STRENGTH OF		OPP. STRENGTH	TEAM	ADJ	CONF.	ADJ CONF.			
Average RPI Loss: 171		RECORD	PCT. RANK	GAMES	SCHEDULE		OF SCHEDULE	RPI	RPI	RPI	RPI			
DIV. I ONLY		17-31-0	.35417	250	2-5-0		163	222	213	.46956	211	23	23	
DIV. I NON-CONF.		9-18-0	.33333	244	1-1-0		75	250	140	.50474	140	19	19	
TOTALS		RPI 1-25	RPI 26-50		W-L RECORDS		RPI 51-100		RPI 101-150		RPI 150+			
17-31-0		0-4-0	0-0-0		OVERALL		3-3-0		2-3-0		12-21-0			
6-7-0		0-0-0	0-0-0		HOME		0-0-0		0-0-0		6-7-0			
11-24-0		0-4-0	0-0-0		AWAY		3-3-0		2-3-0		6-14-0			
0-0-0		0-0-0	0-0-0		NEUTRAL		0-0-0		0-0-0		0-0-0			
9-18-0		0-4-0	0-0-0		NON-CONFERENCE		2-1-0		2-3-0		5-10-0			
1-0-0		0-0-0	0-0-0		HOME		0-0-0		0-0-0		1-0-0			
8-18-0		0-4-0	0-0-		AWAY		2-1-0		2-3-0		4-10-0			
0-0-0		0-0-0	0-0-0		NEUTRAL		0-0-0		0-0-0		0-0-0			
8-13-0		0-0-0	0-0-0		CONFERENCE		1-2-0		0-0-0		7-11-0			
5-7-0		0-0-0	0-0-0		HOME		0-0-0		0-0-0		5-7-0			
3-6-0		0-0-0	0-0-0		AWAY		1-2-0		0-0-0		2-4-0			
0-0-0		0-0-0	0-0-0		NEUTRAL		0-0-0		0-0-0		0-0-0			
RPI	S	Opponent	Score		RPI	S	Opponent	Score		RPI	S	Opponent	Score	
16	A	Oklahoma	10	16						134	A	St. Bonaventure	0	1
16	A	Oklahoma	1	5						134	A	St. Bonaventure	5	4
16	A	Oklahoma	0	11						143	A	Canisius	5	6
16	A	Oklahoma	0	1						143	A	Canisius	14	6
										143	A	Canisius	5	13
										160	H	Ball St.	6	5
										160	H	Ball St.	5	6
										160	H	Ball St.	4	6
										175	A	Murray St.	4	12
										175	A	Murray St.	12	10
										175	A	Murray St.	11	4
										183	H	Eastern Mich.	6	3
										183	H	Eastern Mich.	0	4
										183	H	Eastern Mich.	5	2
										214	A	UT Martin	3	4
										214	A	UT Martin	10	2
										214	A	UT Martin	0	14
										220	A	Niagara	15	22
										220	H	Niagara	10	9
										221	A	Miami (OH)	6	5
										221	A	Miami (OH)	1	0
										221	A	Miami (OH)	3	5
										222	H	Ohio	1	12
										222	H	Ohio	3	5
										222	H	Ohio	0	3
										223	A	Toledo	3	4
										223	A	Toledo	20	21
LAST 10 GAMES					LAST 10 GAMES					LAST 10 GAMES				

Non-Div. I Games:

Buffalo

RPI	S	Opponent	Score	
223	A	Toledo	6	7
230	A	James Madison	13	8
230	A	James Madison	4	9
230	A	James Madison	6	14
252	A	UTRGV	1	8
252	A	UTRGV	4	5
252	A	UTRGV	4	6
252	A	UTRGV	2	4
260	H	Northern Ill.	6	3
260	H	Northern Ill.	1	2
260	H	Northern Ill.	3	1

Buffalo

B
u
f
f
a
l
o

B
u
f
f
a
l
o

Average RPI Win:	182	WON-LOST RECORD	WINNING PCT. RANK	LAST 10 GAMES	STRENGTH OF SCHEDULE	OPP. STRENGTH OF SCHEDULE	TEAM RPI	ADJ RPI	CONF. RPI	ADJ CONF. RPI	
DIV. I ONLY		23-29-0	.44231 200	4-6-0	208	134	214	.46949 212	18	18	
DIV. I NON-CONF.		15-16-0	.48387 156	2-2-0	246	137	223	.46682 223	18	18	
TOTALS	RPI 1-25	RPI 26-50		W-L RECORDS		RPI 51-100		RPI 101-150		RPI 150+	
23-29-0	0-1-0	1-0-0		OVERALL		4-9-0		4-7-0		14-12-0	
12-15-0	0-0-0	0-0-0		HOME		1-1-0		2-3-0		9-11-0	
11-12-0	0-1-0	1-0-0		AWAY		3-7-0		2-3-0		5-1-0	
0-2-0	0-0-0	0-0-0		NEUTRAL		0-1-0		0-1-0		0-0-0	
15-16-0	0-1-0	1-0-0		NON-CONFERENCE		2-5-0		3-5-0		9-5-0	
9-9-0	0-0-0	0-0-0		HOME		1-1-0		2-3-0		6-5-0	
6-5-0	0-1-0	1-0-		AWAY		1-3-0		1-1-0		3-0-0	
0-2-0	0-0-0	0-0-0		NEUTRAL		0-1-0		0-1-0		0-0-0	
8-13-0	0-0-0	0-0-0		CONFERENCE		2-4-0		1-2-0		5-7-0	
3-6-0	0-0-0	0-0-0		HOME		0-0-0		0-0-0		3-6-0	
5-7-0	0-0-0	0-0-0		AWAY		2-4-0		1-2-0		2-1-0	
0-0-0	0-0-0	0-0-0		NEUTRAL		0-0-0		0-0-0		0-0-0	
RPI S	Opponent	Score	RPI S	Opponent	Score	RPI S	Opponent	Score	RPI S	Opponent	Score
2 A	North Carolina	1 7	36 A	North Carolina St.	9 8	62 A	Liberty	3 4	110 A	Duke	0 9
						62 A	Liberty	1 7	110 H	Duke	10 12
						62 A	Liberty	7 4	117 N	Cornell	2 3
						78 A	Ga. Southern	2 8	131 A	High Point	7 9
						78 A	Ga. Southern	8 9	131 A	High Point	4 10
						79 N	Michigan St.	1 3	131 A	High Point	9 7
						85 A	East Carolina	6 14	144 A	UNCW	4 2
						85 H	East Carolina	0 10	144 H	UNCW	12 5
						90 A	Winthrop	5 7	148 H	Ohio St.	6 7
						90 A	Winthrop	2 3	148 H	Ohio St.	1 7
						90 A	Winthrop	11 5	148 H	Ohio St.	7 2
						99 A	Virginia Tech	15 8	172 H	Radford	5 8
						99 H	Virginia Tech	7 2	172 H	Radford	4 7
									172 H	Radford	0 2
									179 A	Gardner-Webb	7 2
									179 A	Gardner-Webb	9 10
									179 A	Gardner-Webb	8 6
									204 H	UNC Asheville	5 10
									204 H	UNC Asheville	9 7
									204 H	UNC Asheville	9 11
									224 H	Northern Ky.	12 5
									224 H	Northern Ky.	3 5
									224 H	Northern Ky.	8 5
									234 H	Charleston So.	6 0
									234 H	Charleston So.	6 12
									234 H	Charleston So.	3 2
									243 H	Rider	7 12
			LAST 10 GAMES			85 A	East Carolina	6 14	110 A	Duke	0 9
						90 A	Winthrop	2 3	62 A	Liberty	1 7
						90 A	Winthrop	11 5	62 A	Liberty	7 4
						90 A	Winthrop	5 7	62 A	Liberty	3 4
						255 A	N.C. Central	15 4	99 H	Virginia Tech	7 2

Non-Div. I Games:

Campbell

RPI	S	Opponent	Score	
243	H	Rider	7	5
244	H	Quinnipiac	11	6
244	H	Quinnipiac	10	7
244	H	Quinnipiac	5	7
251	A	Richmond	5	4
255	A	N.C. Central	15	4
255	A	N.C. Central	4	2
264	H	Evansville	9	13
264	H	Evansville	8	1
264	H	Evansville	2	6

Campbell

Average RPI Win:	203	WON-LOST RECORD	WINNING PCT. RANK	LAST 10 GAMES	STRENGTH OF SCHEDULE	OPP. STRENGTH OF SCHEDULE	TEAM RPI	ADJ RPI	CONF. RPI	ADJ CONF. RPI					
DIV. I ONLY		23-25-0	.47917	170	4-5-0	249	167	215	.46875	213	19	19			
DIV. I NON-CONF.		11-8-0	.57895	98	0-1-0	266	243	178	.48837	177	15	15			
<hr/>															
TOTALS	RPI 1-25	RPI 26-50		W-L RECORDS		RPI 51-100		RPI 101-150		RPI 150+					
23-25-0	0-1-0	1-5-0		OVERALL		2-3-0		0-0-0		20-16-0					
11-10-0	0-0-0	0-3-0		HOME		1-2-0		0-0-0		10-5-0					
9-14-0	0-1-0	1-2-0		AWAY		1-1-0		0-0-0		7-10-0					
3-1-0	0-0-0	0-0-0		NEUTRAL		0-0-0		0-0-0		3-1-0					
<hr/>															
11-8-0	0-1-0	0-0-0		NON-CONFERENCE		1-1-0		0-0-0		10-6-0					
5-2-0	0-0-0	0-0-0		HOME		0-0-0		0-0-0		5-2-0					
3-5-0	0-1-0	0-0-		AWAY		1-1-0		0-0-0		2-3-0					
3-1-0	0-0-0	0-0-0		NEUTRAL		0-0-0		0-0-0		3-1-0					
<hr/>															
12-17-0	0-0-0	1-5-0		CONFERENCE		1-2-0		0-0-0		10-10-0					
6-8-0	0-0-0	0-3-0		HOME		1-2-0		0-0-0		5-3-0					
6-9-0	0-0-0	1-2-0		AWAY		0-0-0		0-0-0		5-7-0					
0-0-0	0-0-0	0-0-0		NEUTRAL		0-0-0		0-0-0		0-0-0					
<hr/>															
RPI	S	Opponent	Score	RPI	S	Opponent	Score	RPI	S	Opponent	Score				
12	A	LSU	3 10	49	A	New Mexico	10 17	81	A	Tulane	3 2				
				49	A	New Mexico	18 14	81	A	Tulane	3 4				
				49	A	New Mexico	6 11	87	H	San Diego St.	11 18				
				49	H	New Mexico	16 24	87	H	San Diego St.	5 17				
				49	H	New Mexico	5 19	87	H	San Diego St.	9 1				
				49	H	New Mexico	7 16								
										163	A	Fresno St.	10 5		
										163	A	Fresno St.	7 8		
										163	A	Fresno St.	5 7		
										163	H	Fresno St.	14 5		
										163	H	Fresno St.	7 15		
										163	H	Fresno St.	8 10		
										170	H	Creighton	7 5		
										170	H	Creighton	12 9		
										201	N	Navy	3 2		
										201	N	Navy	19 8		
										201	N	Navy	3 11		
										202	A	Northwestern	11 3		
										202	A	Northwestern	6 7		
										202	A	Northwestern	2 3		
										217	A	Nevada	2 10		
										217	A	Nevada	7 3		
										217	A	Nevada	8 9		
										217	H	Nevada	4 3		
										217	H	Nevada	10 7		
										233	A	San Jose St.	9 5		
										233	A	San Jose St.	9 7		
										233	A	San Jose St.	12 6		
				LAST 10 GAMES							238	A	Northern Colo.	8 9	
				238	H	Northern Colo.	11 13	49	A	New Mexico	10 17	238	H	Northern Colo.	11 13
				87	H	San Diego St.	5 17	49	A	New Mexico	18 14	239	N	Army West Point	8 7
				87	H	San Diego St.	11 18	217	H	Nevada	4 3	245	A	UNLV	9 10
				87	H	San Diego St.	9 1	217	H	Nevada	10 7	245	A	UNLV	5 6
				49	A	New Mexico	6 11	233	A	San Jose St.	9 5				

Non-Div. I Games:	UC-Colo. Springs	24	10	UC-Colo. Springs	9	8
-------------------	------------------	----	----	------------------	---	---

Air Force

RPI	S	Opponent	Score	
245	A	UNLV	5	6
245	H	UNLV	10	5
245	H	UNLV	23	9
245	H	UNLV	4	7
275	H	Portland	11	3
275	H	Portland	11	10
278	A	Omaha	1	0
278	H	Omaha	24	5
278	H	Omaha	16	17

A
i
r
F
o
r
c
e

A
i
r
F
o
r
c
e

Air Force

Average RPI Win:		212	WON-LOST RECORD		WINNING PCT. RANK		LAST 10 GAMES		STRENGTH OF SCHEDULE		OPP. STRENGTH OF SCHEDULE		TEAM RPI		ADJ RPI		CONF. RPI		ADJ CONF. RPI				
DIV. I ONLY			21-26-0		.44681	197	4-5-0		184		229		212		.46871		214	17		17			
DIV. I NON-CONF.			10-10-0		.5	143	1-1-0		251		272		220		.46906		220	20		20			
TOTALS		RPI 1-25		RPI 26-50			W-L RECORDS			RPI 51-100			RPI 101-150			RPI 150+							
21-26-0		0-2-0		0-0-0			OVERALL			0-5-0			4-9-0			17-10-0							
13-10-0		0-0-0		0-0-0			HOME			0-3-0			4-2-0			9-5-0							
8-13-0		0-2-0		0-0-0			AWAY			0-0-0			0-7-0			8-4-0							
0-3-0		0-0-0		0-0-0			NEUTRAL			0-2-0			0-0-0			0-1-0							
10-10-0		0-2-0		0-0-0			NON-CONFERENCE			0-2-0			0-4-0			10-2-0							
7-1-0		0-0-0		0-0-0			HOME			0-0-0			0-0-0			7-1-0							
3-6-0		0-2-0		0-0-			AWAY			0-0-0			0-4-0			3-0-0							
0-3-0		0-0-0		0-0-0			NEUTRAL			0-2-0			0-0-0			0-1-0							
11-16-0		0-0-0		0-0-0			CONFERENCE			0-3-0			4-5-0			7-8-0							
6-9-0		0-0-0		0-0-0			HOME			0-3-0			4-2-0			2-4-0							
5-7-0		0-0-0		0-0-0			AWAY			0-0-0			0-3-0			5-4-0							
0-0-0		0-0-0		0-0-0			NEUTRAL			0-0-0			0-0-0			0-0-0							
RPI	S	Opponent		Score		RPI	S	Opponent		Score		RPI	S	Opponent		Score		RPI	S	Opponent		Score	
7	A	Kentucky		0	8							79	N	Michigan St.		1	6	101	H	Jacksonville St.		5	8
23	A	Vanderbilt		0	11							94	N	Memphis		6	7	101	H	Jacksonville St.		4	5
												95	H	Tennessee Tech		6	9	101	H	Jacksonville St.		7	2
												95	H	Tennessee Tech		6	14	102	A	Wright St.		5	12
												95	H	Tennessee Tech		3	4	102	A	Wright St.		3	4
																		102	A	Wright St.		0	14
																		123	H	Morehead St.		1	0
																		123	H	Morehead St.		18	6
																		123	H	Morehead St.		9	5
																		140	A	Southeast Mo. St.		1	14
																		140	A	Southeast Mo. St.		4	5
																		140	A	Southeast Mo. St.		4	13
																		142	A	Furman		3	11
																		152	N	Presbyterian		2	3
																		157	H	Belmont		6	8
																		157	H	Belmont		5	8
																		157	H	Belmont		7	4
																		169	H	Austin Peay		10	8
																		169	H	Austin Peay		4	19
																		169	H	Austin Peay		5	8
																		189	A	Eastern Ill.		15	3
																		189	A	Eastern Ill.		17	14
																		189	A	Eastern Ill.		8	9
																		210	A	Lipscomb		7	3
																		211	H	Buffalo		4	3
																		211	H	Buffalo		2	10
																		211	H	Buffalo		14	0
Non-Div. I Games:		Union (TN)		9	2	Union (TN)		6	12	Bethel (TN)		19	13	Christian Bros.		9	8	UT Martin					

RPI	S	Opponent	Score	
228	A	SIUE	3	2
228	A	SIUE	9	5
228	A	SIUE	3	1
231	A	Eastern Ky.	2	3
231	A	Eastern Ky.	3	11
231	A	Eastern Ky.	0	3
264	A	Evansville	12	4
264	H	Evansville	9	8
284	H	Ark.-Pine Bluff	10	8
284	H	Ark.-Pine Bluff	7	1
284	H	Ark.-Pine Bluff	4	2
295	A	Alabama A&M	6	0
295	H	Alabama A&M	12	2

UT Martin

[illegible]

Non-Div. I Games:

Holy Cross

RPI	S	Opponent	Score	
256	H	Massachusetts	15	5
270	N	Wagner	3	2
270	N	Wagner	2	6
283	H	Lehigh	1	0
283	H	Lehigh	0	2
283	H	Lehigh	7	3
283	H	Lehigh	8	1
291	A	Lafayette	9	10
291	A	Lafayette	7	10
291	A	Lafayette	8	7
291	A	Lafayette	7	8

Holy Cross

H
O
L
Y
C
R
O
S
S

H
O
L
Y
C
R
O
S
S

Average RPI Win:		185	WON-LOST RECORD		WINNING PCT. RANK		LAST 10 GAMES		STRENGTH OF SCHEDULE		OPP. STRENGTH OF SCHEDULE		TEAM RPI		ADJ RPI		CONF. RPI		ADJ CONF. RPI				
Average RPI Loss:		108																					
DIV. I ONLY			21-31-0		.40385 227		5-5-0		146		171		217		.46821 216		9		9				
DIV. I NON-CONF.			10-15-0		.4 212		1-1-0		143		255		229		.46245 229		10		10				
TOTALS		RPI 1-25		RPI 26-50		W-L RECORDS		RPI 51-100		RPI 101-150		RPI 150+											
21-31-0		0-1-0		1-8-0		OVERALL		2-9-0		6-7-0		12-6-0											
15-13-0		0-0-0		0-4-0		HOME		0-1-0		4-4-0		11-4-0											
5-18-0		0-1-0		1-4-0		AWAY		2-8-0		1-3-0		1-2-0											
1-0-0		0-0-0		0-0-0		NEUTRAL		0-0-0		1-0-0		0-0-0											
10-15-0		0-1-0		0-3-0		NON-CONFERENCE		0-5-0		5-5-0		5-1-0											
8-5-0		0-0-0		0-1-0		HOME		0-1-0		3-2-0		5-1-0											
1-10-0		0-1-0		0-0-		AWAY		0-4-0		1-3-0		0-0-0											
1-0-0		0-0-0		0-0-0		NEUTRAL		0-0-0		1-0-0		0-0-0											
11-16-0		0-0-0		1-5-0		CONFERENCE		2-4-0		1-2-0		7-5-0											
7-8-0		0-0-0		0-3-0		HOME		0-0-0		1-2-0		6-3-0											
4-8-0		0-0-0		1-2-0		AWAY		2-4-0		0-0-0		1-2-0											
0-0-0		0-0-0		0-0-0		NEUTRAL		0-0-0		0-0-0		0-0-0											
RPI	S	Opponent		Score		RPI	S	Opponent		Score		RPI	S	Opponent		Score							
16	A	Oklahoma		5	10	33	A	Louisiana Tech		2	4	65	A	Missouri		8	11	119	H	Troy	6	7	
						33	H	Louisiana Tech		6	10	78	A	Ga. Southern		0	5	119	H	Troy	3	6	
						34	A	Ole Miss		4	5	78	A	Ga. Southern		11	4	119	H	Troy	10	3	
						38	A	South Ala.		11	5	78	A	Ga. Southern		2	9	125	A	Central Ark.	3	12	
						38	A	South Ala.		3	8	91	A	Oral Roberts		3	8	125	H	Central Ark.	1	5	
						38	A	South Ala.		3	5	91	A	Oral Roberts		4	10	125	N	Central Ark.	11	6	
						47	H	Louisiana		3	5	91	A	Oral Roberts		3	4	126	H	Purdue	13	0	
						47	H	Louisiana		4	9	91	H	Oral Roberts		1	8	126	H	Purdue	4	6	
						47	H	Louisiana		4	7	92	A	UT Arlington		5	10	126	H	Purdue	2	0	
												92	A	UT Arlington		9	4	150	A	SFA	8	3	
												92	A	UT Arlington		0	2	150	A	SFA	4	6	
																		150	A	SFA	2	5	
																		150	H	SFA	10	4	
																		182	H	Appalachian St.	2	3	
																		182	H	Appalachian St.	6	2	
																		182	H	Appalachian St.	6	7	
																		187	H	Texas St.	6	5	
																		187	H	Texas St.	9	4	
																		187	H	Texas St.	3	7	
																		219	H	Georgia St.	16	1	
																		219	H	Georgia St.	6	4	
																		219	H	Georgia St.	8	3	
																		227	H	Northwestern St.	13	1	
						125	H	Central Ark.		1	5	38	A	South Ala.		3	5	247	A	La.-Monroe	1	7	
						219	H	Georgia St.		16	1	38	A	South Ala.		11	5	247	A	La.-Monroe	4	6	
						219	H	Georgia St.		6	4	38	A	South Ala.		3	8	247	A	La.-Monroe	5	1	
						219	H	Georgia St.		8	3	78	A	Ga. Southern		2	9	247	A	La.-Monroe	1	2	
						227	H	Northwestern St.		13	1	78	A	Ga. Southern		0	5	284	H	Ark.-Pine Bluff	1	2	
LAST 10 GAMES																							

Non-Div. I Games:

Little Rock

RPI	S	Opponent	Score	
298	H	Fort Wayne	5	1
298	H	Fort Wayne	9	5
298	H	Fort Wayne	3	2
298	H	Fort Wayne	17	2

Little Rock

L
i
t
t
l
e
R
o
c
k

L
i
t
t
l
e
R
o
c
k

Average RPI Win:	155	WON-LOST RECORD	WINNING PCT. RANK	LAST 10 GAMES	STRENGTH OF SCHEDULE	OPP. STRENGTH OF SCHEDULE	TEAM RPI	ADJ RPI	CONF. RPI	ADJ CONF. RPI				
DIV. I ONLY		17-33-0	.34	256	3-4-0	108	158	218	.46794	217	19	19		
DIV. I NON-CONF.		6-18-0	.25	264	1-3-0	49	30	203	.47618	202	15	15		
<hr/>														
TOTALS	RPI 1-25	RPI 26-50		W-L RECORDS		RPI 51-100		RPI 101-150		RPI 150+				
17-33-0	1-3-0	1-0-0		OVERALL		4-11-0		0-3-0		11-16-0				
11-13-0	0-0-0	1-0-0		HOME		2-6-0		0-1-0		8-6-0				
6-20-0	1-3-0	0-0-0		AWAY		2-5-0		0-2-0		3-10-0				
0-0-0	0-0-0	0-0-0		NEUTRAL		0-0-0		0-0-0		0-0-0				
6-18-0	1-3-0	1-0-0		NON-CONFERENCE		2-7-0		0-3-0		2-5-0				
2-7-0	0-0-0	1-0-0		HOME		1-4-0		0-1-0		0-2-0				
4-11-0	1-3-0	0-0-		AWAY		1-3-0		0-2-0		2-3-0				
0-0-0	0-0-0	0-0-0		NEUTRAL		0-0-0		0-0-0		0-0-0				
11-15-0	0-0-0	0-0-0		CONFERENCE		2-4-0		0-0-0		9-11-0				
9-6-0	0-0-0	0-0-0		HOME		1-2-0		0-0-0		8-4-0				
2-9-0	0-0-0	0-0-0		AWAY		1-2-0		0-0-0		1-7-0				
0-0-0	0-0-0	0-0-0		NEUTRAL		0-0-0		0-0-0		0-0-0				
RPI	S	Opponent	Score		RPI	S	Opponent	Score		RPI	S	Opponent	Score	
8	A	Clemson	2	5	50	H	Utah	9	4	58	A	Saint Mary's (CA)	0	4
8	A	Clemson	4	9						58	H	Saint Mary's (CA)	1	6
8	A	Clemson	7	5						68	A	Sam Houston St.	2	8
10	A	Baylor	0	6						68	A	Sam Houston St.	0	1
										68	A	Sam Houston St.	5	4
										87	A	San Diego St.	3	1
										87	A	San Diego St.	3	6
										87	A	San Diego St.	2	7
										87	H	San Diego St.	2	7
										87	H	San Diego St.	3	7
										87	H	San Diego St.	7	3
										99	H	Virginia Tech	7	4
										99	H	Virginia Tech	10	24
										99	H	Virginia Tech	5	8
										99	H	Virginia Tech	7	8

Non-Div. I Games:

Nevada

RPI	S	Opponent	Score	
245	H	UNLV	4	1
245	H	UNLV	1	9
245	H	UNLV	4	3

Nevada

N
e
v
a
d
a

N
e
v
a
d
a

Average RPI Win: 155		WON-LOST	WINNING	LAST 10	STRENGTH OF		OPP. STRENGTH	TEAM	ADJ		CONF.	ADJ CONF.			
Average RPI Loss: 126		RECORD	PCT. RANK	GAMES	SCHEDULE		OF SCHEDULE	RPI	RPI		RPI	RPI			
DIV. I ONLY		13-24-0	.35135	252	3-7-0		112	198	219		.46793	218			
DIV. I NON-CONF.		7-10-0	.41176	208	1-1-0		48	237	158		.49572	158			
TOTALS		RPI 1-25	RPI 26-50		W-L RECORDS		RPI 51-100		RPI 101-150		RPI 150+				
13-24-0		0-0-0	0-3-0		OVERALL		1-4-0		6-9-0		6-8-0				
8-10-0		0-0-0	0-0-0		HOME		0-2-0		3-3-0		5-5-0				
5-14-0		0-0-0	0-3-0		AWAY		1-2-0		3-6-0		1-3-0				
0-0-0		0-0-0	0-0-0		NEUTRAL		0-0-0		0-0-0		0-0-0				
7-10-0		0-0-0	0-3-0		NON-CONFERENCE		0-1-0		3-4-0		4-2-0				
6-2-0		0-0-0	0-0-0		HOME		0-0-0		3-1-0		3-1-0				
1-8-0		0-0-0	0-0-		AWAY		0-1-0		0-3-0		1-1-0				
0-0-0		0-0-0	0-0-0		NEUTRAL		0-0-0		0-0-0		0-0-0				
6-14-0		0-0-0	0-0-0		CONFERENCE		1-3-0		3-5-0		2-6-0				
2-8-0		0-0-0	0-0-0		HOME		0-2-0		0-2-0		2-4-0				
4-6-0		0-0-0	0-0-0		AWAY		1-1-0		3-3-0		0-2-0				
0-0-0		0-0-0	0-0-0		NEUTRAL		0-0-0		0-0-0		0-0-0				
RPI	S	Opponent	Score	RPI	S	Opponent	Score	RPI	S	Opponent	Score	RPI	S	Opponent	Score
				37	A	Texas A&M	4 6	53	A	Yale	12 1	117	A	Cornell	8 1
				37	A	Texas A&M	1 5	53	A	Yale	2 10	117	A	Cornell	7 4
				37	A	Texas A&M	2 3	53	H	Yale	4 5	121	A	Dartmouth	1 3
								53	H	Yale	4 5	121	A	Dartmouth	1 7
								56	A	Rhode Island	2 5	121	A	Dartmouth	1 5
												121	A	Dartmouth	9 8
												124	H	Columbia	1 3
												124	H	Columbia	5 9
												141	A	Nicholls St.	3 4
												141	A	Nicholls St.	1 4
												141	A	Nicholls St.	1 3
												147	H	Bryant	2 7
												147	H	Bryant	5 3
												147	H	Bryant	4 3
												147	H	Bryant	5 4
												180	H	Albany (NY)	13 5
												181	A	Princeton	5 11
												181	A	Princeton	2 3
												185	H	Harvard	6 7
												185	H	Harvard	3 4
												185	H	Harvard	2 3
												185	H	Harvard	7 3
												186	A	UMass Lowell	0 3
												186	A	UMass Lowell	8 7
												203	H	Penn	8 6
												203	H	Penn	2 4
												206	H	Georgetown	2 0
				LAST 10 GAMES											
				53	H	Yale	4 5	185	H	Harvard	6 7	186	A	UMass Lowell	0 3
				53	H	Yale	4 5	185	H	Harvard	2 3	186	A	UMass Lowell	8 7
				53	A	Yale	12 1	185	H	Harvard	7 3	203	H	Penn	8 6
				53	A	Yale	2 10	186	A	UMass Lowell	8 7	203	H	Penn	2 4
				185	H	Harvard	3 4	186	A	UMass Lowell	0 3	206	H	Georgetown	2 0

Non-Div. I Games:

Brown

RPI	S	Opponent	Score	
206	H	Georgetown	2	3
206	H	Georgetown	11	10

Brown

B
r
o
w
n

B
r
o
w
n

Average RPI Win:	166	WON-LOST RECORD	WINNING PCT. RANK	LAST 10 GAMES	STRENGTH OF SCHEDULE	OPP. STRENGTH OF SCHEDULE	TEAM RPI	ADJ RPI	CONF. RPI	ADJ CONF. RPI		
DIV. I ONLY		20-31-0	.39216	232	5-5-0	161	121	220	.46751	219	9	9
DIV. I NON-CONF.		12-12-0	.5	143	2-1-0	134	127	153	.49844	153	10	10
<hr/>												
TOTALS	RPI 1-25	RPI 26-50		W-L RECORDS		RPI 51-100		RPI 101-150		RPI 150+		
20-31-0	0-1-0	1-7-0		OVERALL		4-8-0		4-1-0		11-14-0		
12-12-0	0-1-0	0-3-0		HOME		2-4-0		4-1-0		6-3-0		
6-17-0	0-0-0	1-4-0		AWAY		2-4-0		0-0-0		3-9-0		
2-2-0	0-0-0	0-0-0		NEUTRAL		0-0-0		0-0-0		2-2-0		
12-12-0	0-1-0	1-1-0		NON-CONFERENCE		3-6-0		2-0-0		6-4-0		
7-5-0	0-1-0	0-0-0		HOME		1-2-0		2-0-0		4-2-0		
3-5-0	0-0-0	1-0-		AWAY		2-4-0		0-0-0		0-0-0		
2-2-0	0-0-0	0-0-0		NEUTRAL		0-0-0		0-0-0		2-2-0		
8-19-0	0-0-0	0-6-0		CONFERENCE		1-2-0		2-1-0		5-10-0		
5-7-0	0-0-0	0-3-0		HOME		1-2-0		2-1-0		2-1-0		
3-12-0	0-0-0	0-3-0		AWAY		0-0-0		0-0-0		3-9-0		
0-0-0	0-0-0	0-0-0		NEUTRAL		0-0-0		0-0-0		0-0-0		
RPI S	Opponent	Score	RPI S	Opponent	Score	RPI S	Opponent	Score	RPI S	Opponent	Score	
16 H	Oklahoma	4 5	34 A	Ole Miss	0 1	51 H	Mercer	4 11	104 H	Marshall	8 3	
			34 A	Ole Miss	2 0	57 A	Georgia Tech	5 12	119 H	Troy	3 5	
			38 A	South Ala.	0 7	57 H	Georgia Tech	0 7	119 H	Troy	9 3	
			38 A	South Ala.	6 16	69 A	Minnesota	1 9	119 H	Troy	3 2	
			38 A	South Ala.	9 19	69 A	Minnesota	7 5	142 H	Furman	5 0	
			46 H	Coastal Caro.	0 4	72 H	BYU	3 2	151 H	Kennesaw St.	7 10	
			46 H	Coastal Caro.	5 8	77 A	Jacksonville	2 7	182 A	Appalachian St.	8 6	
			46 H	Coastal Caro.	0 17	77 A	Jacksonville	5 2	182 A	Appalachian St.	1 6	
						77 A	Jacksonville	8 9	182 A	Appalachian St.	1 13	
						92 H	UT Arlington	1 7	184 A	Arkansas St.	5 10	
						92 H	UT Arlington	2 1	184 A	Arkansas St.	2 4	
						92 H	UT Arlington	7 10	184 A	Arkansas St.	1 14	
									187 A	Texas St.	11 8	
									187 A	Texas St.	9 10	
									187 A	Texas St.	11 7	
									216 A	Little Rock	4 6	
									216 A	Little Rock	1 16	
									216 A	Little Rock	3 8	
									224 H	Northern Ky.	12 4	
									224 H	Northern Ky.	10 6	
									224 H	Northern Ky.	7 8	
									236 H	Western Mich.	6 4	
									239 N	Army West Point	5 2	
									239 N	Army West Point	3 0	
									247 H	La.-Monroe	6 1	
									247 H	La.-Monroe	3 4	
									247 H	La.-Monroe	4 3	
<hr/>												
LAST 10 GAMES												

Non-Div. I Games:

Georgia St.

RPI	S	Opponent	Score	
272	N	Bowling Green	3	6
272	N	Bowling Green	1	4
287	H	Savannah St.	3	0

Georgia St.

G
e
o
r
g
i
a
S
t
.

G
e
o
r
g
i
a
S
t
.

Average RPI Win: 231		WON-LOST RECORD	WINNING PCT. RANK	LAST 10 GAMES	STRENGTH OF SCHEDULE	OPP. STRENGTH OF SCHEDULE	TEAM RPI	ADJ RPI	CONF. RPI	ADJ CONF. RPI						
Average RPI Loss: 162																
DIV. I ONLY		23-22-0	.51111 141	1-3-0	282	248	221	.4671 220	26	26						
DIV. I NON-CONF.		12-11-0	.52174 134	0-1-0	212	192	115	.5161 115	25	25						
<hr/>																
TOTALS		RPI 1-25	RPI 26-50		W-L RECORDS		RPI 51-100		RPI 101-150		RPI 150+					
23-22-0		1-4-0	0-0-0		OVERALL		0-1-0		2-5-0		20-12-0					
11-4-0		0-0-0	0-0-0		HOME		0-0-0		1-1-0		10-3-0					
10-17-0		1-4-0	0-0-0		AWAY		0-1-0		1-3-0		8-7-0					
2-1-0		0-0-0	0-0-0		NEUTRAL		0-0-0		0-1-0		2-0-0					
12-11-0		1-4-0	0-0-0		NON-CONFERENCE		0-1-0		2-4-0		9-2-0					
2-1-0		0-0-0	0-0-0		HOME		0-0-0		1-1-0		1-0-0					
8-10-0		1-4-0	0-0-		AWAY		0-1-0		1-3-0		6-2-0					
2-0-0		0-0-0	0-0-0		NEUTRAL		0-0-0		0-0-0		2-0-0					
11-11-0		0-0-0	0-0-0		CONFERENCE		0-0-0		0-1-0		11-10-0					
9-3-0		0-0-0	0-0-0		HOME		0-0-0		0-0-0		9-3-0					
2-7-0		0-0-0	0-0-0		AWAY		0-0-0		0-0-0		2-7-0					
0-1-0		0-0-0	0-0-0		NEUTRAL		0-0-0		0-1-0		0-0-0					
RPI	S	Opponent	Score		RPI	S	Opponent	Score		RPI	S	Opponent	Score			
10	A	Baylor	3	7			99	A	Virginia Tech	3	8	104	A	Marshall	4	5
10	A	Baylor	3	6								104	A	Marshall	6	9
10	A	Baylor	6	21								104	A	Marshall	9	3
13	A	Virginia	3	5								134	A	St. Bonaventure	2	7
13	A	Virginia	8	5								134	H	St. Bonaventure	1	5
												134	H	St. Bonaventure	2	1
												143	N	Canisius	0	8
												167	H	Fairfield	6	5
												167	H	Fairfield	1	4
												167	H	Fairfield	11	7
												207	A	Monmouth	5	6
												207	A	Monmouth	6	4
												207	A	Monmouth	6	8
												211	A	Buffalo	9	10
												211	H	Buffalo	22	15
												243	A	Rider	1	2
												243	A	Rider	5	6
												243	A	Rider	1	2
												244	H	Quinnipiac	10	2
												244	H	Quinnipiac	2	1
												244	H	Quinnipiac	17	8
												246	H	Siena	3	5
												246	H	Siena	3	12
												246	H	Siena	7	4
												254	A	Manhattan	5	6
												254	A	Manhattan	2	4
												254	A	Manhattan	10	2
LAST 10 GAMES																
211	A	Buffalo	9	10	291	A	Lafayette	14	5	246	H	Siena	3	12		
246	H	Siena	3	5	291	A	Lafayette	7	8	246	H	Siena	7	4		
246	H	Siena	3	12	167	H	Fairfield	1	4	254	A	Manhattan	5	6		
246	H	Siena	7	4	167	H	Fairfield	11	7	254	A	Manhattan	2	4		
211	H	Buffalo	22	15	167	H	Fairfield	6	5	254	A	Manhattan	10	2		

Non-Div. I Games:

Niagara

RPI	S	Opponent	Score	
259	A	Norfolk St.	6	1
259	A	Norfolk St.	9	0
259	A	Norfolk St.	4	0
272	A	Bowling Green	3	1
272	A	Bowling Green	3	2
280	N	La Salle	9	0
280	N	La Salle	8	5
291	A	Lafayette	7	8
291	A	Lafayette	14	5
299	H	Saint Peter's	7	0
299	H	Saint Peter's	8	1
299	H	Saint Peter's	3	2

Niagara

N
i
a
g
a
r
a

N
i
a
g
a
r
a

Average RPI Win: 216		WON-LOST	WINNING	LAST 10	STRENGTH OF		OPP. STRENGTH	TEAM	ADJ	CONF.	ADJ CONF.
Average RPI Loss: 116		RECORD	PCT. RANK	GAMES	SCHEDULE		OF SCHEDULE	RPI	RPI	RPI	RPI
DIV. I ONLY		21-32-0	.39623	229	3-7-0		165	195	222	.46579	221
DIV. I NON-CONF.		14-18-0	.4375	193	0-2-0		113	128	167	.49191	166
TOTALS		RPI 1-25	RPI 26-50		W-L RECORDS		RPI 51-100		RPI 101-150		RPI 150+
21-32-0		0-11-0	0-0-0		OVERALL		3-5-0		2-3-0		16-13-0
13-11-0		0-0-0	0-0-0		HOME		1-1-0		1-0-0		11-10-0
6-21-0		0-11-0	0-0-0		AWAY		1-4-0		0-3-0		5-3-0
2-0-0		0-0-0	0-0-0		NEUTRAL		1-0-0		1-0-0		0-0-0
14-18-0		0-11-0	0-0-0		NON-CONFERENCE		2-3-0		2-0-0		10-4-0
10-5-0		0-0-0	0-0-0		HOME		1-1-0		1-0-0		8-4-0
2-13-0		0-11-0	0-0-		AWAY		0-2-0		0-0-0		2-0-0
2-0-0		0-0-0	0-0-0		NEUTRAL		1-0-0		1-0-0		0-0-0
7-14-0		0-0-0	0-0-0		CONFERENCE		1-2-0		0-3-0		6-9-0
3-6-0		0-0-0	0-0-0		HOME		0-0-0		0-0-0		3-6-0
4-8-0		0-0-0	0-0-0		AWAY		1-2-0		0-3-0		3-3-0
0-0-0		0-0-0	0-0-0		NEUTRAL		0-0-0		0-0-0		0-0-0
RPI S	Opponent	Score	RPI S	Opponent	Score	RPI S	Opponent	Score	RPI S	Opponent	Score
3 A	Louisville	5 6				76 A	Kent St.	1 5	102 N	Wright St.	4 3
7 A	Kentucky	2 14				76 A	Kent St.	2 1	123 H	Morehead St.	8 0
7 A	Kentucky	3 16				76 A	Kent St.	1 2	133 A	Central Mich.	4 6
7 A	Kentucky	4 6				84 A	Cincinnati	0 1	133 A	Central Mich.	7 13
18 A	Arkansas	0 7				84 H	Cincinnati	6 8	133 A	Central Mich.	1 5
18 A	Arkansas	1 5				98 A	Xavier	4 9	154 H	Butler	4 8
18 A	Arkansas	1 11				98 H	Xavier	7 0	183 H	Eastern Mich.	5 7
21 A	South Fla.	2 11				98 N	Xavier	12 6	183 H	Eastern Mich.	6 10
21 A	South Fla.	2 7							183 H	Eastern Mich.	6 2
21 A	South Fla.	1 5							195 H	ETSU	0 14
21 A	South Fla.	2 3							195 H	ETSU	4 2
									195 H	ETSU	1 2
									211 H	Buffalo	5 3
									211 H	Buffalo	0 1
									211 H	Buffalo	5 6
									222 A	Ohio	2 3
									222 A	Ohio	3 1
									222 A	Ohio	5 9
									224 A	Northern Ky.	5 4
									224 H	Northern Ky.	3 6
									236 H	Western Mich.	0 4
									236 H	Western Mich.	4 8
									236 H	Western Mich.	4 3
									271 A	Dayton	16 9
									271 H	Dayton	7 6
									272 A	Bowling Green	10 4
									272 A	Bowling Green	9 6
			LAST 10 GAMES								
			76 A	Kent St.	2 1	211 H	Buffalo	5 6			
			76 A	Kent St.	1 5	154 H	Butler	4 8			
			76 A	Kent St.	1 2	3 A	Louisville	5 6			
			211 H	Buffalo	0 1	272 A	Bowling Green	1 3			
			211 H	Buffalo	5 3	272 A	Bowling Green	9 6			

Non-Div. I Games:

Miami (OH)

Non-Div. I Games:	Shawnee St.	9	1
--------------------------	--------------------	----------	----------

Ohio

RPI	S	Opponent	Score	
221	H	Miami (OH)	9	5
221	H	Miami (OH)	3	2
228	N	SIUE	4	7
228	N	SIUE	6	4
228	N	SIUE	2	1
228	N	SIUE	1	2
236	A	Western Mich.	0	9
236	A	Western Mich.	17	13
236	A	Western Mich.	2	3
240	A	Western Ky.	4	5
240	A	Western Ky.	3	0
240	A	Western Ky.	3	0
246	H	Siena	2	4
246	H	Siena	6	4
246	H	Siena	7	4
269	A	Youngstown St.	6	5
271	H	Dayton	5	2
272	H	Bowling Green	4	5
272	H	Bowling Green	9	1
272	H	Bowling Green	9	4
280	N	La Salle	14	5
280	N	La Salle	10	2

O
h
i
o

O
h
i
o

T
o
l
e
d
o

Toledo

RPI	S	Opponent	Score	
272	A	Bowling Green	8	4
272	A	Bowling Green	20	4
272	A	Bowling Green	4	5

Toledo

Average RPI Win: 203		WON-LOST	WINNING	LAST 10	STRENGTH OF		OPP. STRENGTH	TEAM	ADJ	CONF.	ADJ CONF.
Average RPI Loss: 172		RECORD	PCT. RANK	GAMES	SCHEDULE		OF SCHEDULE	RPI	RPI	RPI	RPI
DIV. I ONLY		20-31-0	.39216	232	6-4-0		205	255	226	.46349	224
DIV. I NON-CONF.		6-18-0	.25	264	0-1-0		249	184	254	.4402	254
TOTALS		RPI 1-25	RPI 26-50		W-L RECORDS		RPI 51-100		RPI 101-150		RPI 150+
20-31-0		0-2-0	0-0-0		OVERALL		1-2-0		4-7-0		15-20-0
10-7-0		0-0-0	0-0-0		HOME		0-0-0		2-3-0		8-4-0
10-24-0		0-2-0	0-0-0		AWAY		1-2-0		2-4-0		7-16-0
0-0-0		0-0-0	0-0-0		NEUTRAL		0-0-0		0-0-0		0-0-0
6-18-0		0-2-0	0-0-0		NON-CONFERENCE		1-2-0		1-0-0		4-14-0
0-2-0		0-0-0	0-0-0		HOME		0-0-0		0-0-0		0-2-0
6-16-0		0-2-0	0-0-		AWAY		1-2-0		1-0-0		4-12-0
0-0-0		0-0-0	0-0-0		NEUTRAL		0-0-0		0-0-0		0-0-0
14-13-0		0-0-0	0-0-0		CONFERENCE		0-0-0		3-7-0		11-6-0
10-5-0		0-0-0	0-0-0		HOME		0-0-0		2-3-0		8-2-0
4-8-0		0-0-0	0-0-0		AWAY		0-0-0		1-4-0		3-4-0
0-0-0		0-0-0	0-0-0		NEUTRAL		0-0-0		0-0-0		0-0-0
RPI S	Opponent	Score		RPI S	Opponent	Score		RPI S	Opponent	Score	
3 A	Louisville	4	6					84 A	Cincinnati	1	9
7 A	Kentucky	1	10					84 A	Cincinnati	7	13
								84 A	Cincinnati	3	2
								102 A	Wright St.	3	13
								102 A	Wright St.	13	10
								102 H	Wright St.	7	2
								102 H	Wright St.	3	7
								102 H	Wright St.	3	5
								127 A	Ill.-Chicago	2	7
								127 A	Ill.-Chicago	2	5
								127 A	Ill.-Chicago	0	4
								127 H	Ill.-Chicago	3	5
								127 H	Ill.-Chicago	6	2
								148 A	Ohio St.	8	1
								172 A	Radford	3	7
								172 A	Radford	10	5
								172 A	Radford	5	10
								200 A	Valparaiso	7	8
								200 A	Valparaiso	9	10
								200 A	Valparaiso	18	7
								200 H	Valparaiso	4	17
								200 H	Valparaiso	14	5
								208 A	Sacramento St.	0	2
								208 A	Sacramento St.	0	10
								208 A	Sacramento St.	11	12
								208 A	Sacramento St.	5	6
								212 A	Campbell	5	8
								212 A	Campbell	5	12
								212 A	Campbell	5	3
								219 A	Georgia St.	6	10
LAST 10 GAMES											
7 A	Kentucky	1	10	242 A	Milwaukee	1	8	208 A	Sacramento St.	5	6
269 A	Youngstown St.	5	3	242 A	Milwaukee	0	15	212 A	Campbell	5	8
269 A	Youngstown St.	4	3	102 A	Wright St.	3	13	212 A	Campbell	5	12
232 H	Oakland	10	5	102 A	Wright St.	13	10	212 A	Campbell	5	3
232 H	Oakland	12	7	102 H	Wright St.	7	2	219 A	Georgia St.	6	10

Non-Div. I Games: Miami-Hamilton 15 1

Northern Ky.

RPI	S	Opponent	Score	
219	A	Georgia St.	4	12
219	A	Georgia St.	8	7
221	A	Miami (OH)	6	3
221	H	Miami (OH)	4	5
231	A	Eastern Ky.	8	10
231	H	Eastern Ky.	5	6
232	H	Oakland	12	7
232	H	Oakland	10	5
242	A	Milwaukee	1	8
242	A	Milwaukee	0	15
242	H	Milwaukee	7	4
242	H	Milwaukee	6	5
242	H	Milwaukee	13	9
269	A	Youngstown St.	4	3
269	A	Youngstown St.	5	3
269	H	Youngstown St.	15	8
269	H	Youngstown St.	7	8
269	H	Youngstown St.	6	3
271	A	Dayton	3	10

Northern Ky.

N
o
r
t
h
e
r
n
K
y
.

N
o
r
t
h
e
r
n
K
y
.

Average RPI Win:	219	WON-LOST	WINNING	LAST 10	STRENGTH OF	OPP. STRENGTH	TEAM	ADJ	CONF.	ADJ CONF.																						
Average RPI Loss:	181	RECORD	PCT. RANK	GAMES	SCHEDULE	OF SCHEDULE	RPI	RPI	RPI	RPI																						
DIV. I ONLY	21-26-0	.44681	197	4-6-0	213	271	227	.4631	225	27	27																					
DIV. I NON-CONF.	9-16-0	.36	238	0-0-0	192	226	243	.45235	243	30	30																					
TOTALS	RPI 1-25	RPI 26-50	W-L RECORDS	RPI 51-100	RPI 101-150	RPI 150+																										
21-26-0	0-0-0	0-1-0	OVERALL	1-0-0	3-8-0	17-17-0																										
6-9-0	0-0-0	0-1-0	HOME	0-0-0	1-5-0	5-3-0																										
7-11-0	0-0-0	0-0-0	AWAY	0-0-0	1-0-0	6-11-0																										
8-6-0	0-0-0	0-0-0	NEUTRAL	1-0-0	1-3-0	6-3-0																										
9-16-0	0-0-0	0-1-0	NON-CONFERENCE	1-0-0	3-8-0	5-7-0																										
1-6-0	0-0-0	0-1-0	HOME	0-0-0	1-5-0	0-0-0																										
2-4-0	0-0-0	0-0-	AWAY	0-0-0	1-0-0	1-4-0																										
6-6-0	0-0-0	0-0-0	NEUTRAL	1-0-0	1-3-0	4-3-0																										
12-10-0	0-0-0	0-0-0	CONFERENCE	0-0-0	0-0-0	12-10-0																										
5-3-0	0-0-0	0-0-0	HOME	0-0-0	0-0-0	5-3-0																										
5-7-0	0-0-0	0-0-0	AWAY	0-0-0	0-0-0	5-7-0																										
2-0-0	0-0-0	0-0-0	NEUTRAL	0-0-0	0-0-0	2-0-0																										
RPI S Opponent Score	RPI S Opponent Score	RPI S Opponent Score	RPI S Opponent Score	RPI S Opponent Score	RPI S Opponent Score	RPI S Opponent Score																										
48 H Binghamton 0 12	97 N Iowa 7 1	117 H Cornell 1 0	117 H Cornell 3 7	117 H Cornell 4 11	117 H Cornell 2 5	129 N Marist 0 5	129 N Marist 7 3	129 N Marist 8 10	134 H St. Bonaventure 4 7	134 H St. Bonaventure 4 5	145 A Davidson 8 0	148 N Ohio St. 2 5	154 N Butler 3 4	164 N Hartford 9 5	168 N Northeastern 9 7	185 N Harvard 8 9	192 A VMI 2 10	192 A VMI 1 6	192 A VMI 4 0	201 A Navy 4 5	201 A Navy 1 6	201 A Navy 1 11	201 A Navy 5 0	201 N Navy 4 1	201 N Navy 5 0	205 A Penn St. 3 5	205 A Penn St. 3 4	215 A Holy Cross 6 14				
LAST 10 GAMES			LAST 10 GAMES			LAST 10 GAMES			LAST 10 GAMES			LAST 10 GAMES			LAST 10 GAMES			LAST 10 GAMES			LAST 10 GAMES			LAST 10 GAMES			LAST 10 GAMES			LAST 10 GAMES		
201 N Navy 5 0	201 A Navy 5 0	201 N Navy 4 1	215 A Holy Cross 6 14	201 N Navy 2 11	215 A Holy Cross 11 5	215 A Holy Cross 3 5	201 A Navy 5 0	201 N Navy 4 1	201 N Navy 5 0	205 A Penn St. 3 5	205 A Penn St. 3 4	215 A Holy Cross 6 14	201 A Navy 5 0	201 N Navy 4 1	201 N Navy 5 0	205 A Penn St. 3 5	205 A Penn St. 3 4	215 A Holy Cross 6 14	201 A Navy 5 0	201 N Navy 4 1	201 N Navy 5 0	205 A Penn St. 3 5	205 A Penn St. 3 4	215 A Holy Cross 6 14	201 A Navy 5 0	201 N Navy 4 1	201 N Navy 5 0	205 A Penn St. 3 5	205 A Penn St. 3 4	215 A Holy Cross 6 14		

Non-Div. I Games:

Bucknell

RPI	S	Opponent	Score	
215	A	Holy Cross	11	5
215	A	Holy Cross	2	11
215	A	Holy Cross	3	5
239	H	Army West Point	10	5
239	H	Army West Point	14	16
239	H	Army West Point	4	7
239	H	Army West Point	1	10
256	N	Massachusetts	3	1
256	N	Massachusetts	5	17
256	N	Massachusetts	11	9
283	A	Lehigh	3	2
283	A	Lehigh	2	10
283	A	Lehigh	3	1
283	A	Lehigh	8	0
291	H	Lafayette	6	5
291	H	Lafayette	4	1
291	H	Lafayette	11	10
291	H	Lafayette	8	5

Bucknell

B
u
c
k
n
e
l
l

B
u
c
k
n
e
l
l

Average RPI Win:	262	WON-LOST	WINNING	LAST 10	STRENGTH OF	OPP. STRENGTH	TEAM	ADJ	CONF.	ADJ CONF.	
Average RPI Loss:	160	RECORD	PCT. RANK	GAMES	SCHEDULE	OF SCHEDULE	RPI	RPI	RPI	RPI	
DIV. I ONLY	28-15-1	.64773	51	6-3-1	294	281	210	.46309	226	31	31
DIV. I NON-CONF.	4-10-1	.3	253	2-3-1	156	75	230	.45417	239	31	31
<hr/>											
TOTALS	RPI 1-25	RPI 26-50		W-L RECORDS		RPI 51-100		RPI 101-150		RPI 150+	
28-15-1	0-0-0	0-0-0		OVERALL		0-4-0		2-5-1		26-6-0	
13-5-1	0-0-0	0-0-0		HOME		0-1-0		1-1-1		12-3-0	
13-9-0	0-0-0	0-0-0		AWAY		0-3-0		1-4-0		12-2-0	
2-1-0	0-0-0	0-0-0		NEUTRAL		0-0-0		0-0-0		2-1-0	
4-10-1	0-0-0	0-0-0		NON-CONFERENCE		0-4-0		2-5-1		2-1-0	
1-3-1	0-0-0	0-0-0		HOME		0-1-0		1-1-1		0-1-0	
2-7-0	0-0-0	0-0-		AWAY		0-3-0		1-4-0		1-0-0	
1-0-0	0-0-0	0-0-0		NEUTRAL		0-0-0		0-0-0		1-0-0	
24-5-0	0-0-0	0-0-0		CONFERENCE		0-0-0		0-0-0		24-5-0	
12-2-0	0-0-0	0-0-0		HOME		0-0-0		0-0-0		12-2-0	
11-2-0	0-0-0	0-0-0		AWAY		0-0-0		0-0-0		11-2-0	
1-1-0	0-0-0	0-0-0		NEUTRAL		0-0-0		0-0-0		1-1-0	
RPI	S	Opponent	Score	RPI	S	Opponent	Score	RPI	S	Opponent	Score
						63 A FGCU	4 7	120 A Florida A&M			9 7
						63 A FGCU	1 5	120 A Florida A&M			4 7
						63 A FGCU	4 6	120 A Florida A&M			3 4
						77 H Jacksonville	1 7	123 H Morehead St.			10 5
								123 H Morehead St.			1 3
								130 A New Orleans			2 16
								130 H New Orleans			5 5
								141 A Nicholls St.			2 4
								196 A Alabama St.			16 1
								196 A Alabama St.			8 3
								196 A Alabama St.			4 2
								196 H Alabama St.			7 15
								196 H Alabama St.			4 1
								196 H Alabama St.			0 5
								247 A La.-Monroe			2 0
								247 H La.-Monroe			2 10
								276 H Texas Southern			11 1
								276 H Texas Southern			12 4
								276 N Texas Southern			15 0
								282 N Chicago St.			9 7
								286 A Alcorn			13 2
								286 A Alcorn			9 4
								286 A Alcorn			6 9
								286 H Alcorn			11 6
								286 H Alcorn			16 4
								286 N Alcorn			4 5
								292 A Southern U.			8 13
<hr/>											
Non-Div. I Games:	Rust	17 4	Concordia (AL)	12 1	Tougaloo	21 0	LeMoyne-Owen	14 1			
	LeMoyne-Owen	17 2	Rust	9 2	Tougaloo	8 4	Concordia (AL)	Jackson St.	18 5		

RPI	S	Opponent	Score	
292	H	Southern U.	5	4
293	A	Mississippi Val.	5	3
293	A	Mississippi Val.	6	0
293	A	Mississippi Val.	3	2
293	H	Mississippi Val.	13	6
293	H	Mississippi Val.	9	8
293	H	Mississippi Val.	9	2
295	A	Alabama A&M	9	3
295	A	Alabama A&M	14	2
295	A	Alabama A&M	6	3
295	H	Alabama A&M	7	5
295	H	Alabama A&M	10	3
295	H	Alabama A&M	6	2

Jackson St.

J
a
c
k
s
o
n
S
t
.

J
a
c
k
s
o
n
S
t
.

[illegible]

Non-Div. I Games:

Northwestern St.

RPI	S	Opponent	Score	
274	H	Incarnate Word	0	2
274	H	Incarnate Word	11	1
285	H	Prairie View	16	1
293	H	Mississippi Val.	11	1
293	H	Mississippi Val.	14	0

Northwestern St.

N
o
r
t
h
w
e
s
t
e
r
n
s
t
.

N
o
r
t
h
w
e
s
t
e
r
n
s
t
.

Average RPI Win: 214		WON-LOST RECORD	WINNING PCT. RANK	LAST 10 GAMES	STRENGTH OF SCHEDULE	OPP. STRENGTH OF SCHEDULE	TEAM RPI	ADJ RPI		CONF. RPI	ADJ CONF. RPI
Average RPI Loss: 174											
DIV. I ONLY		23-26-0	.46939 178	6-4-0	239	234	229	.46169	228	17	17
DIV. I NON-CONF.		12-10-0	.54545 116	1-3-0	291	277	235	.45884	234	20	20
TOTALS		RPI 1-25	RPI 26-50		W-L RECORDS		RPI 51-100		RPI 101-150		RPI 150+
23-26-0	0-0-0	0-0-0		OVERALL		0-3-0		3-6-0		20-17-0	
14-9-0	0-0-0	0-0-0		HOME		0-0-0		2-1-0		12-8-0	
7-15-0	0-0-0	0-0-0		AWAY		0-3-0		1-5-0		6-7-0	
2-2-0	0-0-0	0-0-0		NEUTRAL		0-0-0		0-0-0		2-2-0	
12-10-0	0-0-0	0-0-0		NON-CONFERENCE		0-0-0		1-2-0		11-8-0	
6-2-0	0-0-0	0-0-0		HOME		0-0-0		0-0-0		6-2-0	
4-6-0	0-0-0	0-0-		AWAY		0-0-0		1-2-0		3-4-0	
2-2-0	0-0-0	0-0-0		NEUTRAL		0-0-0		0-0-0		2-2-0	
11-16-0	0-0-0	0-0-0		CONFERENCE		0-3-0		2-4-0		9-9-0	
8-7-0	0-0-0	0-0-0		HOME		0-0-0		2-1-0		6-6-0	
3-9-0	0-0-0	0-0-0		AWAY		0-3-0		0-3-0		3-3-0	
0-0-0	0-0-0	0-0-0		NEUTRAL		0-0-0		0-0-0		0-0-0	
RPI S	Opponent	Score	RPI S	Opponent	Score	RPI S	Opponent	Score	RPI S	Opponent	Score
						95 A	Tennessee Tech	8 13	123 A	Morehead St.	3 16
						95 A	Tennessee Tech	2 3	123 A	Morehead St.	4 16
						95 A	Tennessee Tech	7 11	123 A	Morehead St.	15 28
									128 A	Pittsburgh	6 4
									128 A	Pittsburgh	5 17
									128 A	Pittsburgh	6 7
									140 H	Southeast Mo. St.	15 10
									140 H	Southeast Mo. St.	7 5
									140 H	Southeast Mo. St.	3 8
									157 A	Belmont	3 4
									157 A	Belmont	5 8
									157 A	Belmont	6 8
									159 A	Saint Louis	9 24
									159 H	Saint Louis	3 12
									169 A	Austin Peay	10 3
									169 A	Austin Peay	14 4
									169 A	Austin Peay	7 4
									175 H	Murray St.	9 18
									175 H	Murray St.	6 5
									175 H	Murray St.	8 1
									189 H	Eastern Ill.	22 8
									189 H	Eastern Ill.	13 16
									189 H	Eastern Ill.	11 3
									191 H	Bradley	7 10
									214 H	UT Martin	2 3
									214 H	UT Martin	1 3
									214 H	UT Martin	5 9
LAST 10 GAMES											
			189 H	Eastern Ill.	13 16	169 A	Austin Peay	10 3			
			189 H	Eastern Ill.	22 8	169 A	Austin Peay	7 4			
			189 H	Eastern Ill.	11 3	128 A	Pittsburgh	5 17			
			159 A	Saint Louis	9 24	128 A	Pittsburgh	6 7			
			169 A	Austin Peay	14 4	128 A	Pittsburgh	6 4			

Non-Div. I Games:

SIUE

S
I
U
E

RPI	S	Opponent	Score	
222	N	Ohio	7	4
222	N	Ohio	4	6
222	N	Ohio	2	1
222	N	Ohio	1	2
231	H	Eastern Ky.	9	17
231	H	Eastern Ky.	11	2
231	H	Eastern Ky.	11	2
260	H	Northern Ill.	4	3
260	H	Northern Ill.	5	3
260	H	Northern Ill.	9	7
260	H	Northern Ill.	4	2
264	A	Evansville	8	7
264	H	Evansville	5	2
268	A	Western Ill.	4	21
268	H	Western Ill.	9	3
273	A	Seattle U	6	0
273	A	Seattle U	3	9
273	A	Seattle U	1	4
273	A	Seattle U	13	10

S
I
U
E

Average RPI Win:		179	WON-LOST RECORD		WINNING PCT. RANK		LAST 10 GAMES		STRENGTH OF SCHEDULE		OPP. STRENGTH OF SCHEDULE		TEAM RPI		ADJ RPI		CONF. RPI		ADJ CONF. RPI				
DIV. I ONLY			15-32-0		.31915	265	3-7-0		71		163		230		.46161	229	13		13				
DIV. I NON-CONF.			9-17-0		.34615	242	0-0-0		67		154		232		.46066	231	17		17				
TOTALS		RPI 1-25		RPI 26-50		W-L RECORDS		RPI 51-100		RPI 101-150		RPI 150+											
15-32-0		0-1-0		0-3-0		OVERALL		1-8-0		5-17-0		9-3-0											
12-17-0		0-1-0		0-2-0		HOME		1-6-0		3-5-0		8-3-0											
3-15-0		0-0-0		0-1-0		AWAY		0-2-0		2-12-0		1-0-0											
0-0-0		0-0-0		0-0-0		NEUTRAL		0-0-0		0-0-0		0-0-0											
9-17-0		0-1-0		0-3-0		NON-CONFERENCE		1-5-0		3-7-0		5-1-0											
8-12-0		0-1-0		0-2-0		HOME		1-3-0		3-5-0		4-1-0											
1-5-0		0-0-0		0-0-		AWAY		0-2-0		0-2-0		1-0-0											
0-0-0		0-0-0		0-0-0		NEUTRAL		0-0-0		0-0-0		0-0-0											
6-15-0		0-0-0		0-0-0		CONFERENCE		0-3-0		2-10-0		4-2-0											
4-5-0		0-0-0		0-0-0		HOME		0-3-0		0-0-0		4-2-0											
2-10-0		0-0-0		0-0-0		AWAY		0-0-0		2-10-0		0-0-0											
0-0-0		0-0-0		0-0-0		NEUTRAL		0-0-0		0-0-0		0-0-0											
RPI	S	Opponent		Score		RPI	S	Opponent		Score		RPI	S	Opponent		Score							
13	H	Virginia		6	10	29	A	South Carolina		5	12	51	H	Mercer		3	5	111	A	Western Caro.		3	4
						29	H	South Carolina		1	15	51	H	Mercer		5	6	111	A	Western Caro.		1	14
						46	H	Coastal Caro.		6	9	51	H	Mercer		1	2	111	A	Western Caro.		0	6
												59	H	Kansas		5	7	114	A	Samford		8	6
												62	H	Liberty		1	9	114	A	Samford		4	7
												78	A	Ga. Southern		0	1	114	A	Samford		0	1
												78	H	Ga. Southern		3	7	121	H	Dartmouth		2	7
												90	A	Winthrop		4	6	121	H	Dartmouth		9	10
												90	H	Winthrop		34	8	121	H	Dartmouth		8	7
																		121	H	Dartmouth		5	4
																		139	A	Col. of Charleston		1	3
																		139	A	Col. of Charleston		2	3
																		139	H	Col. of Charleston		1	10
																		142	A	Furman		2	4
																		142	A	Furman		2	19
																		142	A	Furman		1	13
																		146	A	UNCG		5	15
																		146	A	UNCG		5	2
																		146	A	UNCG		2	8
																		149	H	Stetson		2	9
																		149	H	Stetson		6	9
																		149	H	Stetson		5	1
																		152	H	Presbyterian		9	8
																		192	H	VMI		1	4
																		192	H	VMI		3	0
																		192	H	VMI		4	2
																		195	H	ETSU		7	5
						LAST 10 GAMES																	
						146	A	UNCG		5	15	195	H	ETSU		7	5	152	H	Presbyterian		9	8
						146	A	UNCG		2	8	142	A	Furman		1	13	192	H	VMI		1	4
						146	A	UNCG		5	2	142	A	Furman		2	19	192	H	VMI		3	0
						195	H	ETSU		9	10	142	A	Furman		2	4	192	H	VMI		4	2
						195	H	ETSU		4	1	51	H	Mercer		1	2	195	H	ETSU		7	5

Non-Div. I Games:

The Citadel

RPI	S	Opponent	Score	
195	H	ETSU	4	1
195	H	ETSU	9	10
234	A	Charleston So.	8	6
234	H	Charleston So.	8	5
277	H	Delaware St.	1	7
277	H	Delaware St.	6	5
277	H	Delaware St.	4	0

The Citadel

T
h
e
C
i
t
a
d
e
l

T
h
e
C
i
t
a
d
e
l

[illegible]

Non-Div. I Games:

James Madison

RPI	S	Opponent	Score	
241	H	Towson	7	4
251	H	Richmond	9	7
253	A	USC Upstate	2	1
258	A	Longwood	4	3
258	H	Longwood	16	0
266	H	Hofstra	8	10
266	H	Hofstra	5	1
266	H	Hofstra	4	3
289	H	NJIT	9	8
289	H	NJIT	20	6
289	H	NJIT	14	2
289	H	NJIT	5	11
294	H	Coppin St.	16	2
294	H	Coppin St.	12	1

James Madison

J
a
m
e
s
M
a
d
i
s
o
n

J
a
m
e
s
M
a
d
i
s
o
n

Average RPI Win:		216	WON-LOST RECORD		WINNING PCT. RANK		LAST 10 GAMES		STRENGTH OF SCHEDULE		OPP. STRENGTH OF SCHEDULE		TEAM RPI		ADJ RPI		CONF. RPI		ADJ CONF. RPI	
DIV. I ONLY			24-29-0		.45283 191		2-5-0		217		179		232		.46038 231		17		17	
DIV. I NON-CONF.			14-12-0		.53846 126		0-3-0		270		145		221		.46892 221		20		20	
TOTALS		RPI 1-25		RPI 26-50		W-L RECORDS		RPI 51-100		RPI 101-150		RPI 150+								
24-29-0		0-7-0		0-1-0		OVERALL		1-3-0		2-5-0		21-13-0								
20-11-0		0-1-0		0-1-0		HOME		1-2-0		1-2-0		18-5-0								
4-18-0		0-6-0		0-0-0		AWAY		0-1-0		1-3-0		3-8-0								
0-0-0		0-0-0		0-0-0		NEUTRAL		0-0-0		0-0-0		0-0-0								
14-12-0		0-7-0		0-1-0		NON-CONFERENCE		0-1-0		1-0-0		13-3-0								
12-4-0		0-1-0		0-1-0		HOME		0-0-0		0-0-0		12-2-0								
2-8-0		0-6-0		0-0-		AWAY		0-1-0		1-0-0		1-1-0								
0-0-0		0-0-0		0-0-0		NEUTRAL		0-0-0		0-0-0		0-0-0								
10-17-0		0-0-0		0-0-0		CONFERENCE		1-2-0		1-5-0		8-10-0								
8-7-0		0-0-0		0-0-0		HOME		1-2-0		1-2-0		6-3-0								
2-10-0		0-0-0		0-0-0		AWAY		0-0-0		0-3-0		2-7-0								
0-0-0		0-0-0		0-0-0		NEUTRAL		0-0-0		0-0-0		0-0-0								
RPI	S	Opponent		Score		RPI	S	Opponent		Score		RPI	S	Opponent		Score				
3	A	Louisville		3	19	40	H	Tennessee		6	7	65	A	Missouri		4	13			
3	H	Louisville		4	14							95	H	Tennessee Tech		4	8			
7	A	Kentucky		0	12							95	H	Tennessee Tech		12	8			
17	A	Arizona		4	18							95	H	Tennessee Tech		2	9			
17	A	Arizona		13	16									Marshall		6	3			
17	A	Arizona		0	6							123	A	Morehead St.		9	15			
17	A	Arizona		8	9							123	A	Morehead St.		6	9			
												123	A	Morehead St.		7	18			
												157	H	Belmont		3	7			
												157	H	Belmont		6	2			
												157	H	Belmont		0	2			
												169	H	Austin Peay		5	4			
												169	H	Austin Peay		10	14			
												169	H	Austin Peay		7	6			
												175	A	Murray St.		10	4			
												175	A	Murray St.		4	8			
												175	A	Murray St.		11	17			
												189	A	Eastern Ill.		9	11			
												189	A	Eastern Ill.		5	16			
												189	A	Eastern Ill.		11	13			
												214	H	UT Martin		3	2			
												214	H	UT Martin		3	0			
												214	H	UT Martin		11	3			
												224	A	Northern Ky.		6	5			
												224	H	Northern Ky.		10	8			
												228	A	SIUE		2	11			
												228	A	SIUE		2	11			
												240	A	Western Ky.		3	14			
												228	A	SIUE		17	9			
LAST 10 GAMES																				
3	H	Louisville		4	14	40	H	Tennessee		6	7	65	A	Murray St.		10	4			
65	A	Missouri		4	13	175	A	Murray St.		4	8	175	A	Murray St.		11	17			
95	H	Tennessee Tech		4	8	175	A	Murray St.		11	17	240	A	Western Ky.		3	14			
95	H	Tennessee Tech		2	9															
95	H	Tennessee Tech		12	8															

Non-Div. I Games:

Eastern Ky.

**E
a
s
t
e
r
n
K
y
.**

E
a
s
t
e
r
n
K
y
:

Eastern Ky.

Oakland

Oakland

RPI	S	Opponent	Score	
210	A	Lipscomb	16	11
210	A	Lipscomb	3	7
210	A	Lipscomb	2	3
223	A	Toledo	5	8
224	A	Northern Ky.	5	10
224	A	Northern Ky.	7	12
231	A	Eastern Ky.	4	9
231	A	Eastern Ky.	2	3
231	A	Eastern Ky.	1	2
236	H	Western Mich.	3	0
242	A	Milwaukee	3	10
242	A	Milwaukee	4	5
242	A	Milwaukee	3	4
242	H	Milwaukee	9	6
242	H	Milwaukee	12	6
269	A	Youngstown St.	10	6
269	A	Youngstown St.	4	5
269	A	Youngstown St.	4	12
269	H	Youngstown St.	7	5
269	H	Youngstown St.	8	6

Oakland

O
a
k
l
a
n
d

O
a
k
l
a
n
d

Average RPI Win: 180		WON-LOST	WINNING	LAST 10	STRENGTH OF		OPP. STRENGTH	TEAM	ADJ	CONF.	ADJ CONF.
Average RPI Loss: 125		RECORD	PCT. RANK	GAMES	SCHEDULE		OF SCHEDULE	RPI	RPI	RPI	RPI
DIV. I ONLY		17-34-1	.33654	259	2-8-0		130	147	234	.45988	233
DIV. I NON-CONF.		9-17-0	.34615	242	2-5-0		98	130	210	.47453	210
TOTALS		RPI 1-25	RPI 26-50		W-L RECORDS		RPI 51-100		RPI 101-150		RPI 150+
17-34-1		0-2-0	1-5-1		OVERALL		3-9-0		2-4-0		11-14-0
13-11-1		0-1-0	1-1-1		HOME		3-3-0		1-1-0		8-5-0
4-23-0		0-1-0	0-4-0		AWAY		0-6-0		1-3-0		3-9-0
0-0-0		0-0-0	0-0-0		NEUTRAL		0-0-0		0-0-0		0-0-0
9-17-0		0-2-0	0-2-0		NON-CONFERENCE		3-3-0		2-4-0		4-6-0
7-4-0		0-1-0	0-1-0		HOME		3-0-0		1-1-0		3-1-0
2-13-0		0-1-0	0-0-		AWAY		0-3-0		1-3-0		1-5-0
0-0-0		0-0-0	0-0-0		NEUTRAL		0-0-0		0-0-0		0-0-0
8-17-1		0-0-0	1-3-1		CONFERENCE		0-6-0		0-0-0		7-8-0
6-7-1		0-0-0	1-0-1		HOME		0-3-0		0-0-0		5-4-0
2-10-0		0-0-0	0-3-0		AWAY		0-3-0		0-0-0		2-4-0
0-0-0		0-0-0	0-0-0		NEUTRAL		0-0-0		0-0-0		0-0-0
RPI S	Opponent	Score	RPI S	Opponent	Score	RPI S	Opponent	Score	RPI S	Opponent	Score
11 A	Stanford	3 4	32 H	Michigan	2 6	58 A	Saint Mary's (CA)	6 11	135 A	San Francisco	2 3
11 H	Stanford	3 9	44 A	Cal St. Fullerton	1 6	58 H	Saint Mary's (CA)	6 5	135 A	San Francisco	0 15
			49 A	New Mexico	8 16	60 A	UCLA	1 10	135 H	San Francisco	7 6
			49 A	New Mexico	1 11	60 A	UCLA	2 3	135 H	San Francisco	2 7
			49 A	New Mexico	3 8	72 H	BYU	3 2	136 A	Grand Canyon	9 8
			49 H	New Mexico	2 1	72 H	BYU	4 2	136 A	Grand Canyon	5 8
			49 H	New Mexico	5 5	87 A	San Diego St.	1 5	161 A	Hawaii	2 6
						87 A	San Diego St.	4 5	161 A	Hawaii	1 14
						87 A	San Diego St.	3 7	161 A	Hawaii	4 5
						87 H	San Diego St.	4 8	161 A	Hawaii	7 8
						87 H	San Diego St.	3 5	163 A	Fresno St.	3 8
						87 H	San Diego St.	5 6	163 A	Fresno St.	6 3
									163 A	Fresno St.	8 16
									213 H	Air Force	7 9
									213 H	Air Force	6 12
									213 H	Air Force	5 9
									217 A	Nevada	6 5
									217 A	Nevada	4 5
									217 A	Nevada	2 6
									217 H	Nevada	6 5
									217 H	Nevada	7 6
									217 H	Nevada	6 5
									238 H	Northern Colo.	0 1
									238 H	Northern Colo.	5 4
									245 H	UNLV	9 5
									245 H	UNLV	1 7
									245 H	UNLV	6 5
LAST 10 GAMES			135 H	San Francisco	7 6	136 A	Grand Canyon	9 8			
			135 H	San Francisco	2 7	87 H	San Diego St.	5 6			
			135 A	San Francisco	2 3	87 H	San Diego St.	3 5			
			135 A	San Francisco	0 15	87 H	San Diego St.	4 8			
			136 A	Grand Canyon	5 8	11 A	Stanford	3 4			

Non-Div. I Games:

San Jose St.

**S
a
n
J
o
s
e
t
.**

S
a
n
J
o
s
e
s
t
.

San Jose St.

Average RPI Win: 193		WON-LOST	WINNING	LAST 10	STRENGTH OF		OPP. STRENGTH	TEAM	ADJ	CONF.	ADJ CONF.
Average RPI Loss: 159		RECORD	PCT. RANK	GAMES	SCHEDULE		OF SCHEDULE	RPI	RPI	RPI	RPI
DIV. I ONLY		21-27-0	.4375	209	3-7-0		219	174	235	.45912	234
DIV. I NON-CONF.		11-12-0	.47826	167	1-1-0		248	177	231	.46103	230
TOTALS		RPI 1-25	RPI 26-50		W-L RECORDS		RPI 51-100		RPI 101-150		RPI 150+
21-27-0		0-1-0	0-1-0		OVERALL		3-4-0		2-6-0		16-15-0
15-11-0		0-0-0	0-0-0		HOME		2-2-0		2-2-0		11-7-0
5-15-0		0-1-0	0-1-0		AWAY		1-2-0		0-4-0		4-7-0
1-1-0		0-0-0	0-0-0		NEUTRAL		0-0-0		0-0-0		1-1-0
11-12-0		0-1-0	0-1-0		NON-CONFERENCE		1-2-0		2-3-0		8-5-0
9-4-0		0-0-0	0-0-0		HOME		0-0-0		2-2-0		7-2-0
1-7-0		0-1-0	0-0-		AWAY		1-2-0		0-1-0		0-2-0
1-1-0		0-0-0	0-0-0		NEUTRAL		0-0-0		0-0-0		1-1-0
10-15-0		0-0-0	0-0-0		CONFERENCE		2-2-0		0-3-0		8-10-0
6-7-0		0-0-0	0-0-0		HOME		2-2-0		0-0-0		4-5-0
4-8-0		0-0-0	0-0-0		AWAY		0-0-0		0-3-0		4-5-0
0-0-0		0-0-0	0-0-0		NEUTRAL		0-0-0		0-0-0		0-0-0
RPI S	Opponent	Score		RPI S	Opponent	Score		RPI S	Opponent	Score	
8 A	Clemson	5	6	29 A	South Carolina	0	3	62 H	Liberty	11	4
								62 H	Liberty	2	12
								62 H	Liberty	3	17
								75 A	FIU	0	8
								75 A	FIU	8	15
								75 A	FIU	6	5
								90 H	Winthrop	4	2
								107 H	VCU	4	13
								107 H	VCU	11	9
								107 H	VCU	4	2
								131 A	High Point	1	5
								131 A	High Point	1	4
								131 A	High Point	2	4
								139 A	Col. of Charleston	5	9
								139 H	Col. of Charleston	5	13
								152 H	Presbyterian	8	10
								152 H	Presbyterian	10	11
								152 H	Presbyterian	5	10
								156 N	Wofford	5	2
								172 H	Radford	3	2
								172 H	Radford	4	1
								172 H	Radford	4	3
								179 H	Gardner-Webb	3	6
								179 H	Gardner-Webb	5	7
								179 H	Gardner-Webb	18	2
								204 A	UNC Asheville	10	3
								204 A	UNC Asheville	1	2
								204 A	UNC Asheville	19	3
								212 A	Campbell	0	6
								212 A	Campbell	2	3
								212 A	Campbell	12	6
								229 A	The Citadel	5	8
								229 H	The Citadel	6	8
								253 A	USC Upstate	1	5
LAST 10 GAMES				139 A	Col. of Charleston	5	9	131 A	High Point	1	4
				152 H	Presbyterian	8	10	131 A	High Point	1	5
				152 H	Presbyterian	5	10	156 N	Wofford	5	2
				152 H	Presbyterian	10	11	172 H	Radford	4	1
				131 A	High Point	2	4	172 H	Radford	3	2

Non-Div. I Games:

Charleston So.

RPI	S	Opponent	Score	
253	H	USC Upstate	4	3
253	N	USC Upstate	4	10
258	A	Longwood	8	7
258	A	Longwood	2	7
258	A	Longwood	0	1
266	H	Hofstra	4	1
266	H	Hofstra	8	7
266	H	Hofstra	9	3
277	H	Delaware St.	3	1
277	H	Delaware St.	3	2
277	H	Delaware St.	2	9
287	H	Savannah St.	7	5

Charleston So.

C
h
a
r
l
e
s
t
o
n
S
o
.

C
h
a
r
l
e
s
t
o
n
S
o
.

Average RPI Win:	243	WON-LOST RECORD	WINNING PCT. RANK	LAST 10 GAMES	STRENGTH OF SCHEDULE	OPP. STRENGTH OF SCHEDULE	TEAM RPI	ADJ RPI	CONF. RPI	ADJ CONF. RPI	
DIV. I ONLY	21-25-0	.45652	188	4-6-0	280	272	236	.45862	235	30	30
DIV. I NON-CONF.	10-14-0	.41667	203	0-5-0	207	240	177	.48841	176	27	27
<hr/>											
TOTALS	RPI 1-25	RPI 26-50		W-L RECORDS	RPI 51-100		RPI 101-150		RPI 150+		
21-25-0	0-0-0	0-4-0		OVERALL	2-1-0		2-6-0		17-14-0		
5-5-0	0-0-0	0-1-0		HOME	0-0-0		0-0-0		5-4-0		
14-20-0	0-0-0	0-3-0		AWAY	2-1-0		2-6-0		10-10-0		
2-0-0	0-0-0	0-0-0		NEUTRAL	0-0-0		0-0-0		2-0-0		
<hr/>											
10-14-0	0-0-0	0-4-0		NON-CONFERENCE	2-1-0		1-3-0		7-6-0		
2-1-0	0-0-0	0-1-0		HOME	0-0-0		0-0-0		2-0-0		
6-13-0	0-0-0	0-0-		AWAY	2-1-0		1-3-0		3-6-0		
2-0-0	0-0-0	0-0-0		NEUTRAL	0-0-0		0-0-0		2-0-0		
<hr/>											
11-11-0	0-0-0	0-0-0		CONFERENCE	0-0-0		1-3-0		10-8-0		
3-4-0	0-0-0	0-0-0		HOME	0-0-0		0-0-0		3-4-0		
8-7-0	0-0-0	0-0-0		AWAY	0-0-0		1-3-0		7-4-0		
0-0-0	0-0-0	0-0-0		NEUTRAL	0-0-0		0-0-0		0-0-0		
<hr/>											
RPI S	Opponent	Score	RPI S	Opponent	Score	RPI S	Opponent	Score	RPI S	Opponent	Score
			31 H	St. John's (NY)	4 9	82 A	Seton Hall	2 10	103 A	Houston Baptist	1 14
			45 A	Old Dominion	7 11	82 A	Seton Hall	2 1	103 A	Houston Baptist	4 2
			45 A	Old Dominion	0 13	82 A	Seton Hall	6 2	103 A	Houston Baptist	5 11
			45 A	Old Dominion	8 16				141 A	Nicholls St.	0 3
									147 A	Bryant	8 4
									147 A	Bryant	5 8
									147 A	Bryant	2 7
									147 A	Bryant	11 13
									162 H	Central Conn. St.	8 9
									162 H	Central Conn. St.	0 5
									162 H	Central Conn. St.	0 3
									162 H	Central Conn. St.	6 4
									177 A	Stony Brook	11 15
									177 A	Stony Brook	0 1
									209 A	Fordham	3 5
									209 A	Fordham	7 11
									209 A	Fordham	2 5
									239 A	Army West Point	6 14
									254 A	Manhattan	11 3
									254 H	Manhattan	11 2
									266 A	Hofstra	9 6
									270 A	Wagner	5 8
									270 A	Wagner	0 12
									270 A	Wagner	8 7
									270 A	Wagner	5 1
									278 N	Grambling	7 3
									290 A	Fairleigh Dickinson	5 1
<hr/>											
			LAST 10 GAMES								
			31 H	St. John's (NY)	4 9	209 A	Fordham	2 5	270 A	Wagner	
			290 A	Fairleigh Dickinson	5 3	209 A	Fordham	7 11	270 A	Wagner	8 7
			290 A	Fairleigh Dickinson	5 1	209 A	Fordham	3 5	270 A	Wagner	5 1
			290 A	Fairleigh Dickinson	12 6	239 A	Army West Point	6 14	278 N	Grambling	7 3
			290 A	Fairleigh Dickinson	12 8	270 A	Wagner	0 12	290 A	Fairleigh Dickinson	5 1

Non-Div. I Games:

LIU Brooklyn

RPI	S	Opponent	Score	
290	A	Fairleigh Dickinson	5	3
290	A	Fairleigh Dickinson	12	6
290	A	Fairleigh Dickinson	12	8
292	N	Southern U.	9	4
296	H	NYIT	9	5
297	A	Mt. St. Mary's	8	18
297	A	Mt. St. Mary's	7	8
297	A	Mt. St. Mary's	15	11
297	H	Mt. St. Mary's	8	11
297	H	Mt. St. Mary's	12	10
297	H	Mt. St. Mary's	12	8
299	A	Saint Peter's	12	10

LIU Brooklyn

L
I
U
B
r
o
o
k
l
y
n

L
I
U
B
r
o
o
k
l
y
n

Average RPI Win:	194	WON-LOST RECORD	WINNING PCT. RANK	LAST 10 GAMES	STRENGTH OF SCHEDULE	OPP. STRENGTH OF SCHEDULE	TEAM RPI	ADJ RPI	CONF. RPI	ADJ CONF. RPI	
DIV. I ONLY	19-27-0	.41304	222	3-7-0	260	187	237	.4584	236	23	23
DIV. I NON-CONF.	10-15-0	.4	212	1-5-0	237	157	209	.47457	209	19	19
TOTALS	RPI 1-25	RPI 26-50	W-L RECORDS	RPI 51-100	RPI 101-150	RPI 150+					
19-27-0	0-0-0	1-1-0	OVERALL	1-3-0	3-5-0	14-18-0					
5-7-0	0-0-0	0-0-0	HOME	0-0-0	1-2-0	4-5-0					
10-18-0	0-0-0	0-1-0	AWAY	1-2-0	2-3-0	7-12-0					
4-2-0	0-0-0	1-0-0	NEUTRAL	0-1-0	0-0-0	3-1-0					
10-15-0	0-0-0	1-1-0	NON-CONFERENCE	1-3-0	2-3-0	6-8-0					
1-2-0	0-0-0	0-0-0	HOME	0-0-0	1-2-0	0-0-0					
5-11-0	0-0-0	0-0-	AWAY	1-2-0	1-1-0	3-7-0					
4-2-0	0-0-0	1-0-0	NEUTRAL	0-1-0	0-0-0	3-1-0					
9-12-0	0-0-0	0-0-0	CONFERENCE	0-0-0	1-2-0	8-10-0					
4-5-0	0-0-0	0-0-0	HOME	0-0-0	0-0-0	4-5-0					
5-7-0	0-0-0	0-0-0	AWAY	0-0-0	1-2-0	4-5-0					
0-0-0	0-0-0	0-0-0	NEUTRAL	0-0-0	0-0-0	0-0-0					
RPI S	Opponent	Score	RPI S	Opponent	Score	RPI S	Opponent	Score	RPI S	Opponent	Score
			32 A	Michigan	4 6	57 A	Georgia Tech	3 8	132 A	Illinois	3 13
			41 N	UConn	4 3	79 A	Michigan St.	3 2	133 A	Central Mich.	11 2
						79 N	Michigan St.	6 7	133 A	Central Mich.	4 10
						96 A	Notre Dame	2 10	133 A	Central Mich.	5 7
									140 H	Southeast Mo. St.	5 8
									140 H	Southeast Mo. St.	6 12
									140 H	Southeast Mo. St.	8 6
									149 A	Stetson	5 3
									151 A	Kennesaw St.	4 17
									160 H	Ball St.	5 16
									160 H	Ball St.	9 12
									160 H	Ball St.	3 18
									168 N	Northeastern	14 7
									183 H	Eastern Mich.	4 3
									183 H	Eastern Mich.	2 6
									183 H	Eastern Mich.	6 1
									195 A	ETSU	8 12
									195 A	ETSU	11 1
									195 A	ETSU	7 12
									202 A	Northwestern	4 11
									206 N	Georgetown	8 12
									219 A	Georgia St.	4 6
									221 A	Miami (OH)	4 0
									221 A	Miami (OH)	8 4
									221 A	Miami (OH)	3 4
									222 H	Ohio	3 2
									222 H	Ohio	13 17
LAST 10 GAMES											
			96 A	Notre Dame	2 10	79 N	Michigan St.	6 7			
			272 A	Bowling Green	15 7	140 H	Southeast Mo. St.	8 6			
			272 A	Bowling Green	5 8	140 H	Southeast Mo. St.	6 12			
			272 A	Bowling Green	3 4	140 H	Southeast Mo. St.	5 8			
			232 A	Oakland	0 3	222 H	Ohio	9 0			

Non-Div. I Games: Grace (IN) 9 1

Western Mich.

RPI	S	Opponent	Score	
222	H	Ohio	9	0
223	A	Toledo	8	9
223	A	Toledo	4	1
223	A	Toledo	0	1
232	A	Oakland	0	3
237	N	Saint Joseph's	9	2
263	N	Villanova	11	6
264	A	Evansville	4	3
264	A	Evansville	5	6
264	A	Evansville	11	2
272	A	Bowling Green	5	8
272	A	Bowling Green	3	4
272	A	Bowling Green	15	7

Western Mich.

W
e
s
t
e
r
n
M
i
c
h
.

W
e
s
t
e
r
n
M
i
c
h
.

Average RPI Win: 210		WON-LOST	WINNING	LAST 10	STRENGTH OF		OPP. STRENGTH	TEAM	ADJ	CONF.	ADJ CONF.
Average RPI Loss: 160		RECORD	PCT. RANK	GAMES	SCHEDULE		OF SCHEDULE	RPI	RPI	RPI	RPI
DIV. I ONLY		19-24-0	.44186	203	6-4-0		236	199	238	.45745	237
DIV. I NON-CONF.		9-13-0	.40909	209	1-0-0		179	204	216	.47146	216
TOTALS		RPI 1-25	RPI 26-50		W-L RECORDS		RPI 51-100		RPI 101-150		RPI 150+
19-24-0	0-1-0	0-3-0		OVERALL		0-1-0		6-5-0		13-14-0	
14-5-0	0-0-0	0-0-0		HOME		0-0-0		3-0-0		11-5-0	
5-14-0	0-0-0	0-2-0		AWAY		0-0-0		3-5-0		2-7-0	
0-5-0	0-1-0	0-1-0		NEUTRAL		0-1-0		0-0-0		0-2-0	
9-13-0	0-1-0	0-3-0		NON-CONFERENCE		0-1-0		4-1-0		5-7-0	
6-1-0	0-0-0	0-0-0		HOME		0-0-0		3-0-0		3-1-0	
3-7-0	0-0-0	0-0-		AWAY		0-0-0		1-1-0		2-4-0	
0-5-0	0-1-0	0-1-0		NEUTRAL		0-1-0		0-0-0		0-2-0	
10-11-0	0-0-0	0-0-0		CONFERENCE		0-0-0		2-4-0		8-7-0	
8-4-0	0-0-0	0-0-0		HOME		0-0-0		0-0-0		8-4-0	
2-7-0	0-0-0	0-0-0		AWAY		0-0-0		2-4-0		0-3-0	
0-0-0	0-0-0	0-0-0		NEUTRAL		0-0-0		0-0-0		0-0-0	
RPI S	Opponent	Score	RPI S	Opponent	Score	RPI S	Opponent	Score	RPI S	Opponent	Score
7 N	Kentucky	9 16	35 A	Maryland	5 11	53 N	Yale	9 13	107 A	VCU	4 5
			41 N	UConn	0 11				107 A	VCU	8 6
			45 A	Old Dominion	6 7				107 A	VCU	6 7
									113 A	William & Mary	3 2
									145 A	Davidson	7 10
									145 A	Davidson	7 1
									145 A	Davidson	3 5
									147 H	Bryant	5 1
									147 H	Bryant	5 4
									147 H	Bryant	4 1
									149 A	Stetson	2 6
									153 A	Delaware	6 11
									153 H	Delaware	7 6
									153 N	Delaware	8 10
									188 H	George Mason	5 2
									188 H	George Mason	5 2
									188 H	George Mason	1 4
									193 A	Pepperdine	5 9
									193 A	Pepperdine	0 8
									193 A	Pepperdine	5 7
									209 A	Fordham	0 5
									209 A	Fordham	3 4
									209 A	Fordham	1 2
									236 N	Western Mich.	2 9
									243 A	Rider	13 5
									251 H	Richmond	1 0
									251 H	Richmond	2 1
LAST 10 GAMES			LAST 10 GAMES			LAST 10 GAMES			LAST 10 GAMES		
			271 H	Dayton	6 4				280 H	La Salle	3 2
			271 H	Dayton	4 1				153 H	Delaware	7 6
			271 H	Dayton	7 1				107 A	VCU	4 5
			280 H	La Salle	1 5				107 A	VCU	8 6
			280 H	La Salle	3 5				107 A	VCU	6 7

Non-Div. I Games:

Saint Joseph's

RPI	S	Opponent	Score	
251	H	Richmond	2	10
263	A	Villanova	6	5
263	H	Villanova	9	1
263	H	Villanova	3	7
271	H	Dayton	6	4
271	H	Dayton	7	1
271	H	Dayton	4	1
280	H	La Salle	3	2
280	H	La Salle	3	5
280	H	La Salle	1	5
291	H	Lafayette	11	1

Saint Joseph's

S
a
i
n
t
J
o
s
e
p
h
'
s

S
a
i
n
t
J
o
s
e
p
h
'
s

Average RPI Win:		235	WON-LOST RECORD		WINNING PCT. RANK		LAST 10 GAMES		STRENGTH OF SCHEDULE		OPP. STRENGTH OF SCHEDULE		TEAM RPI		ADJ RPI		CONF. RPI		ADJ CONF. RPI	
DIV. I ONLY			16-25-0		.39024 236		4-6-0		180		261		225		.4563 238		25		25	
DIV. I NON-CONF.			9-11-0		.45 189		1-0-0		160		259		165		.48591 183		26		26	
TOTALS		RPI 1-25		RPI 26-50		W-L RECORDS		RPI 51-100		RPI 101-150		RPI 150+								
16-25-0		0-0-0		0-2-0		OVERALL		0-2-0		1-11-0		15-10-0								
9-5-0		0-0-0		0-0-0		HOME		0-0-0		0-0-0		9-5-0								
7-18-0		0-0-0		0-2-0		AWAY		0-0-0		1-11-0		6-5-0								
0-2-0		0-0-0		0-0-0		NEUTRAL		0-2-0		0-0-0		0-0-0								
9-11-0		0-0-0		0-2-0		NON-CONFERENCE		0-2-0		1-5-0		8-2-0								
4-1-0		0-0-0		0-0-0		HOME		0-0-0		0-0-0		4-1-0								
5-8-0		0-0-0		0-0-		AWAY		0-0-0		1-5-0		4-1-0								
0-2-0		0-0-0		0-0-0		NEUTRAL		0-2-0		0-0-0		0-0-0								
7-14-0		0-0-0		0-0-0		CONFERENCE		0-0-0		0-6-0		7-8-0								
5-4-0		0-0-0		0-0-0		HOME		0-0-0		0-0-0		5-4-0								
2-10-0		0-0-0		0-0-0		AWAY		0-0-0		0-6-0		2-4-0								
0-0-0		0-0-0		0-0-0		NEUTRAL		0-0-0		0-0-0		0-0-0								
RPI	S	Opponent	Score	RPI	S	Opponent	Score	RPI	S	Opponent	Score	RPI	S	Opponent	Score					
				39	A	Nebraska	2 12	72	N	BYU	9 10	105	A	New Mexico St.	2 6					
				39	A	Nebraska	2 8	72	N	BYU	0 6	105	A	New Mexico St.	4 7					
												105	A	New Mexico St.	3 10					
												135	A	San Francisco	6 7					
												135	A	San Francisco	3 8					
												135	A	San Francisco	4 11					
												135	A	San Francisco	3 2					
												136	A	Grand Canyon	3 12					
												136	A	Grand Canyon	2 12					
												136	A	Grand Canyon	0 7					
												138	A	Wichita St.	5 11					
												138	A	Wichita St.	4 10					
												178	A	CSU Bakersfield	1 10					
												178	A	CSU Bakersfield	0 6					
												178	A	CSU Bakersfield	3 14					
												208	H	Sacramento St.	8 7					
												208	H	Sacramento St.	7 5					
												208	H	Sacramento St.	9 5					
												213	A	Air Force	13 11					
												213	H	Air Force	9 8					
												233	A	San Jose St.	1 0					
												233	A	San Jose St.	4 5					
				LAST 10 GAMES																
				213	A	Air Force	13 11	178	A	CSU Bakersfield	1 10	249	H	North Dakota St.	7 6					
				252	A	UTRGV	5 6	178	A	CSU Bakersfield	0 6	249	H	North Dakota St.	4 7					
				252	A	UTRGV	5 4	262	H	Utah Valley	5 9	249	H	North Dakota St.	8 2					
				252	A	UTRGV	6 5	262	H	Utah Valley	7 0	249	H	North Dakota St.	7 5					
				178	A	CSU Bakersfield	3 14	262	H	Utah Valley	1 6	252	A	UTRGV	5 4					
Non-Div. I Games:		San Fran. St.		12	4	UC-Colo. Springs		10	6	Regis (CO)		4	5	MSU Denver		8	6			
		MSU Denver		1	2	MSU Denver		0	4							Northern Colo.				

RPI	S	Opponent	Score	
252	A	UTRGV	5	6
252	A	UTRGV	6	5
262	H	Utah Valley	5	9
262	H	Utah Valley	7	0
262	H	Utah Valley	1	6
273	H	Seattle U	12	14
273	H	Seattle U	1	10
273	H	Seattle U	11	10
278	A	Omaha	9	4
278	A	Omaha	7	3

Northern Colo.

N
o
r
t
h
e
r
n
C
o
l
o
.

N
o
r
t
h
e
r
n
C
o
l
o
.

Average RPI Win:		214	WON-LOST RECORD		WINNING PCT. RANK		LAST 10 GAMES		STRENGTH OF SCHEDULE		OPP. STRENGTH OF SCHEDULE		TEAM RPI		ADJ RPI		CONF. RPI		ADJ CONF. RPI				
DIV. I ONLY			25-31-0		.44643	199		4-6-0		258		262		239		.45603		239		27			
DIV. I NON-CONF.			15-19-0		.44118	191		2-3-0		245		216		222		.46716		222		30			
TOTALS		RPI 1-25		RPI 26-50		W-L RECORDS		RPI 51-100		RPI 101-150		RPI 150+											
25-31-0		0-2-0		0-0-0		OVERALL		1-0-0		3-4-0		21-25-0											
7-9-0		0-0-0		0-0-0		HOME		0-0-0		0-0-0		7-9-0											
13-13-0		0-2-0		0-0-0		AWAY		1-0-0		2-4-0		10-7-0											
5-9-0		0-0-0		0-0-0		NEUTRAL		0-0-0		1-0-0		4-9-0											
15-19-0		0-2-0		0-0-0		NON-CONFERENCE		1-0-0		3-4-0		11-13-0											
5-3-0		0-0-0		0-0-0		HOME		0-0-0		0-0-0		5-3-0											
5-9-0		0-2-0		0-0-		AWAY		1-0-0		2-4-0		2-3-0											
5-7-0		0-0-0		0-0-0		NEUTRAL		0-0-0		1-0-0		4-7-0											
10-12-0		0-0-0		0-0-0		CONFERENCE		0-0-0		0-0-0		10-12-0											
2-6-0		0-0-0		0-0-0		HOME		0-0-0		0-0-0		2-6-0											
8-4-0		0-0-0		0-0-0		AWAY		0-0-0		0-0-0		8-4-0											
0-2-0		0-0-0		0-0-0		NEUTRAL		0-0-0		0-0-0		0-2-0											
RPI	S	Opponent		Score		RPI	S	Opponent		Score		RPI	S	Opponent		Score		RPI	S	Opponent		Score	
12	A	LSU		0	6							81	A	Tulane		7	4	110	A	Duke		5	8
12	A	LSU		0	9													110	A	Duke		9	5
																		110	A	Duke		1	5
																		129	N	Marist		4	1
																		131	A	High Point		2	3
																		131	A	High Point		2	4
																		131	A	High Point		7	3
																		152	A	Presbyterian		9	5
																		152	A	Presbyterian		4	13
																		152	A	Presbyterian		0	9
																		164	A	Hartford		2	6
																		164	H	Hartford		10	0
																		164	H	Hartford		2	3
																		180	H	Albany (NY)		13	10
																		185	N	Harvard		9	17
																		185	N	Harvard		4	11
																		185	N	Harvard		5	11
																		185	N	Harvard		8	7
																		196	N	Alabama St.		13	6
																		196	N	Alabama St.		5	4
																		201	H	Navy		9	2
																		201	H	Navy		2	7
																		201	H	Navy		6	10
																		201	H	Navy		3	7
																		213	N	Air Force		7	8
																		215	H	Holy Cross		9	2
																		215	H	Holy Cross		1	6
LAST 10 GAMES																							
																		215	N	Holy Cross		4	5
																		235	H	LIU Brooklyn		14	6
																		263	H	Villanova		3	8
																		283	A	Lehigh		8	5
																		283	A	Lehigh		3	16
																		283	A	Lehigh		4	3

Non-Div. I Games:

Army West Point

RPI	S	Opponent	Score	
215	H	Holy Cross	1	16
215	H	Holy Cross	0	2
215	N	Holy Cross	2	8
215	N	Holy Cross	4	5
219	N	Georgia St.	2	5
219	N	Georgia St.	0	3
225	A	Bucknell	7	4
225	A	Bucknell	10	1
225	A	Bucknell	16	14
225	A	Bucknell	5	10
235	H	LIU Brooklyn	14	6
246	A	Siena	9	4
254	H	Manhattan	6	8
254	H	Manhattan	7	5
263	H	Villanova	3	8
272	N	Bowling Green	5	0
272	N	Bowling Green	0	5
283	A	Lehigh	8	5
283	A	Lehigh	4	3
283	A	Lehigh	4	5
283	A	Lehigh	3	16
291	A	Lafayette	6	10
291	A	Lafayette	10	5
291	A	Lafayette	5	4
291	A	Lafayette	10	9
296	H	NYIT	8	3

Army West Point

A
r
m
y
W
e
s
t
P
o
i
n
t

A
r
m
y
W
e
s
t
P
o
i
n
t

Average RPI Win: 159		WON-LOST	WINNING	LAST 10	STRENGTH OF		OPP. STRENGTH	TEAM	ADJ	CONF.	ADJ CONF.
Average RPI Loss: 106		RECORD	PCT. RANK	GAMES	SCHEDULE		OF SCHEDULE	RPI	RPI	RPI	RPI
DIV. I ONLY		16-36-0	.30769	269	3-7-0		113	97	240	.45415	240
DIV. I NON-CONF.		10-15-0	.4	212	1-0-0		181	225	245	.44819	245
TOTALS		RPI 1-25	RPI 26-50		W-L RECORDS		RPI 51-100		RPI 101-150		RPI 150+
16-36-0		0-7-0	0-3-0		OVERALL		3-9-0		3-6-0		10-11-0
11-22-0		0-4-0	0-0-0		HOME		2-7-0		1-2-0		8-9-0
5-14-0		0-3-0	0-3-0		AWAY		1-2-0		2-4-0		2-2-0
0-0-0		0-0-0	0-0-0		NEUTRAL		0-0-0		0-0-0		0-0-0
10-15-0		0-4-0	0-0-0		NON-CONFERENCE		0-0-0		1-2-0		9-9-0
8-10-0		0-1-0	0-0-0		HOME		0-0-0		1-2-0		7-7-0
2-5-0		0-3-0	0-0-0		AWAY		0-0-0		0-0-0		2-2-0
0-0-0		0-0-0	0-0-0		NEUTRAL		0-0-0		0-0-0		0-0-0
6-21-0		0-3-0	0-3-0		CONFERENCE		3-9-0		2-4-0		1-2-0
3-12-0		0-3-0	0-0-0		HOME		2-7-0		0-0-0		1-2-0
3-9-0		0-0-0	0-3-0		AWAY		1-2-0		2-4-0		0-0-0
0-0-0		0-0-0	0-0-0		NEUTRAL		0-0-0		0-0-0		0-0-0
RPI S	Opponent	Score	RPI S	Opponent	Score	RPI S	Opponent	Score	RPI S	Opponent	Score
3 A	Louisville	1 11	33 A	Louisiana Tech	5 6	64 H	Rice	5 10	101 H	Jacksonville St.	5 9
7 A	Kentucky	2 17	33 A	Louisiana Tech	1 5	64 H	Rice	4 8	101 H	Jacksonville St.	14 4
7 H	Kentucky	3 4	33 A	Louisiana Tech	1 7	64 H	Rice	2 13	101 H	Jacksonville St.	2 3
14 H	Southern Miss.	1 13				66 H	Fla. Atlantic	3 5	104 A	Marshall	9 10
14 H	Southern Miss.	1 6				66 H	Fla. Atlantic	6 4	104 A	Marshall	0 8
14 H	Southern Miss.	0 5				66 H	Fla. Atlantic	7 6	104 A	Marshall	2 3
23 A	Vanderbilt	1 8				80 H	Charlotte	5 16	116 A	Middle Tenn.	9 10
						80 H	Charlotte	4 6	116 A	Middle Tenn.	4 2
						80 H	Charlotte	1 3	116 A	Middle Tenn.	10 3
						93 A	UTSA	4 3	157 A	Belmont	3 11
						93 A	UTSA	2 14	157 H	Belmont	3 2
						93 A	UTSA	1 7	169 A	Austin Peay	22 17
									169 H	Austin Peay	3 7
									173 H	UAB	4 8
									173 H	UAB	0 5
									173 H	UAB	9 6
									175 A	Murray St.	8 5
									175 H	Murray St.	10 9
									200 H	Valparaiso	2 5
									200 H	Valparaiso	6 5
									200 H	Valparaiso	4 3
									210 H	Lipscomb	4 10
									222 H	Ohio	0 3
									222 H	Ohio	5 4
									222 H	Ohio	0 3
									231 A	Eastern Ky.	15 16
									231 H	Eastern Ky.	14 3
LAST 10 GAMES											
			66 H	Fla. Atlantic	7 6		104 A	Marshall	2 3		
			66 H	Fla. Atlantic	3 5		231 H	Eastern Ky.	14 3		
			66 H	Fla. Atlantic	6 4		33 A	Louisiana Tech	1 5		
			104 A	Marshall	0 8		33 A	Louisiana Tech	1 7		
			104 A	Marshall	9 10		33 A	Louisiana Tech	5 6		

Non-Div. I Games:

Western Ky.

RPI	S	Opponent	Score	
281	H	Illinois St.	3	4
281	H	Illinois St.	4	12
281	H	Illinois St.	13	6

Western Ky.

W
e
s
t
e
r
n
K
y
.

W
e
s
t
e
r
n
K
y
.

Average RPI Win: 221		WON-LOST RECORD	WINNING PCT. RANK	LAST 10 GAMES	STRENGTH OF SCHEDULE	OPP. STRENGTH OF SCHEDULE	TEAM RPI	ADJ RPI	CONF. RPI	ADJ CONF. RPI	
Average RPI Loss: 161											
DIV. I ONLY		19-32-0	.37255 241	3-7-0	187	253	241	.45378 241	21	21	
DIV. I NON-CONF.		14-16-0	.46667 172	2-2-0	150	282	185	.48433 185	21	21	
<hr/>											
TOTALS		RPI 1-25		RPI 26-50		W-L RECORDS		RPI 51-100		RPI 101-150	RPI 150+
19-32-0		0-2-0		0-1-0		OVERALL		0-3-0		1-6-0	18-20-0
11-10-0		0-0-0		0-0-0		HOME		0-0-0		1-3-0	10-7-0
8-19-0		0-2-0		0-0-0		AWAY		0-3-0		0-3-0	8-10-0
0-3-0		0-0-0		0-1-0		NEUTRAL		0-0-0		0-0-0	0-2-0
14-16-0		0-2-0		0-1-0		NON-CONFERENCE		0-3-0		0-1-0	14-9-0
9-3-0		0-0-0		0-0-0		HOME		0-0-0		0-1-0	9-2-0
5-10-0		0-2-0		0-0-		AWAY		0-3-0		0-0-0	5-5-0
0-3-0		0-0-0		0-1-0		NEUTRAL		0-0-0		0-0-0	0-2-0
5-16-0		0-0-0		0-0-0		CONFERENCE		0-0-0		1-5-0	4-11-0
2-7-0		0-0-0		0-0-0		HOME		0-0-0		1-2-0	1-5-0
3-9-0		0-0-0		0-0-0		AWAY		0-0-0		0-3-0	3-6-0
0-0-0		0-0-0		0-0-0		NEUTRAL		0-0-0		0-0-0	0-0-0
RPI	S	Opponent		Score		RPI	S	Opponent		Score	
13	A	Virginia		4	8	35	N	Maryland		5	6
13	A	Virginia		2	3						
						</					

Non-Div. I Games:

Towson

RPI	S	Opponent	Score	
201	A	Navy	6	11
230	A	James Madison	8	6
230	A	James Madison	6	7
230	A	James Madison	4	7
259	H	Norfolk St.	0	8
259	H	Norfolk St.	5	0
261	N	Iona	1	3
266	A	Hofstra	5	11
266	A	Hofstra	12	6
266	A	Hofstra	10	2
270	H	Wagner	6	3
270	H	Wagner	2	1
270	H	Wagner	3	2
277	A	Delaware St.	1	8
277	H	Delaware St.	7	6
288	A	UMES	4	10
288	H	UMES	4	3
294	H	Coppin St.	7	5

Towson

Average RPI Win:	216	WON-LOST RECORD	WINNING PCT. RANK	LAST 10 GAMES	STRENGTH OF SCHEDULE	OPP. STRENGTH OF SCHEDULE	TEAM RPI	ADJ RPI	CONF. RPI	ADJ CONF. RPI		
DIV. I ONLY		22-30-0	.42308	216	6-4-0	272	236	242	.45338	242	24	24
DIV. I NON-CONF.		12-13-0	.48	160	2-0-0	289	195	215	.47174	215	23	23
<hr/>												
TOTALS	RPI 1-25	RPI 26-50		W-L RECORDS		RPI 51-100		RPI 101-150		RPI 150+		
22-30-0	0-0-0	0-0-0		OVERALL		1-4-0		3-11-0		18-15-0		
10-4-0	0-0-0	0-0-0		HOME		0-0-0		1-1-0		9-3-0		
8-25-0	0-0-0	0-0-0		AWAY		1-4-0		1-9-0		6-12-0		
4-1-0	0-0-0	0-0-0		NEUTRAL		0-0-0		1-1-0		3-0-0		
12-13-0	0-0-0	0-0-0		NON-CONFERENCE		1-4-0		1-3-0		10-6-0		
2-0-0	0-0-0	0-0-0		HOME		0-0-0		0-0-0		2-0-0		
6-12-0	0-0-0	0-0-		AWAY		1-4-0		0-2-0		5-6-0		
4-1-0	0-0-0	0-0-0		NEUTRAL		0-0-0		1-1-0		3-0-0		
10-17-0	0-0-0	0-0-0		CONFERENCE		0-0-0		2-8-0		8-9-0		
8-4-0	0-0-0	0-0-0		HOME		0-0-0		1-1-0		7-3-0		
2-13-0	0-0-0	0-0-0		AWAY		0-0-0		1-7-0		1-6-0		
0-0-0	0-0-0	0-0-0		NEUTRAL		0-0-0		0-0-0		0-0-0		
RPI	S	Opponent	Score	RPI	S	Opponent	Score	RPI	S	Opponent	Score	
						69 A Minnesota	4 5	102 A Wright St.		1 2		
						92 A UT Arlington	5 2	102 A Wright St.		3 5		
						92 A UT Arlington	4 5	102 A Wright St.		0 4		
						92 A UT Arlington	5 8	102 H Wright St.		4 3		
						97 A Iowa	3 4	102 H Wright St.		5 8		
								108 A Lamar University		1 2		
								108 A Lamar University		0 6		
								127 A Ill.-Chicago		3 1		
								127 A Ill.-Chicago		4 11		
								127 A Ill.-Chicago		0 5		
								127 A Ill.-Chicago		7 8		
								127 A Ill.-Chicago		2 10		
								132 N Illinois		4 2		
								132 N Illinois		2 10		
								183 N Eastern Mich.		3 0		
								183 N Eastern Mich.		4 2		
								183 N Eastern Mich.		15 4		
								191 A Bradley		13 4		
								191 A Bradley		5 11		
								191 A Bradley		2 3		
								200 H Valparaiso		3 11		
								200 H Valparaiso		4 7		
								202 A Northwestern		4 6		
								224 A Northern Ky.		5 6		
								224 A Northern Ky.		4 7		
								224 A Northern Ky.		9 13		
								224 H Northern Ky.		8 1		
LAST 10 GAMES						260 H Northern Ill.	3 0	282 H Chicago St.	17 1			
						200 H Valparaiso	4 7	224 H Northern Ky.	8 1			
						200 H Valparaiso	3 11	224 H Northern Ky.	15 0			
						102 H Wright St.	5 8	127 A Ill.-Chicago	2 10			
						102 H Wright St.	4 3	127 A Ill.-Chicago	3 1			

Non-Div. I Games:

Milwaukee

RPI	S	Opponent	Score	
224	H	Northern Ky.	15	0
232	A	Oakland	6	12
232	A	Oakland	6	9
232	H	Oakland	5	4
232	H	Oakland	10	3
232	H	Oakland	4	3
260	A	Northern Ill.	2	0
260	H	Northern Ill.	3	0
264	A	Evansville	0	2
264	A	Evansville	7	5
264	A	Evansville	4	6
264	A	Evansville	8	2
269	A	Youngstown St.	5	2
269	A	Youngstown St.	1	5
269	H	Youngstown St.	5	6
269	H	Youngstown St.	14	5
269	H	Youngstown St.	3	0
281	A	Illinois St.	7	8
282	A	Chicago St.	15	1
282	H	Chicago St.	17	1

Milwaukee

M
i
l
w
a
u
k
e
e

M
i
l
w
a
u
k
e
e

Average RPI Win:	214	WON-LOST RECORD	WINNING PCT. RANK	LAST 10 GAMES	STRENGTH OF SCHEDULE	OPP. STRENGTH OF SCHEDULE	TEAM RPI	ADJ RPI	CONF. RPI	ADJ CONF. RPI		
DIV. I ONLY		20-26-1	.43617	211	4-6-0	268	242	243	.4533	243	26	26
DIV. I NON-CONF.		8-14-1	.36957	232	0-1-0	263	141	239	.45443	238	25	25
<hr/>												
TOTALS	RPI 1-25	RPI 26-50		W-L RECORDS		RPI 51-100		RPI 101-150		RPI 150+		
20-26-1	0-0-0	0-0-0		OVERALL		2-6-0		2-5-0		16-15-1		
9-8-0	0-0-0	0-0-0		HOME		0-1-0		0-0-0		9-7-0		
10-17-1	0-0-0	0-0-0		AWAY		2-5-0		2-5-0		6-7-1		
1-1-0	0-0-0	0-0-0		NEUTRAL		0-0-0		0-0-0		1-1-0		
8-14-1	0-0-0	0-0-0		NON-CONFERENCE		2-6-0		1-0-0		5-8-1		
2-3-0	0-0-0	0-0-0		HOME		0-1-0		0-0-0		2-2-0		
5-10-1	0-0-0	0-0-		AWAY		2-5-0		1-0-0		2-5-1		
1-1-0	0-0-0	0-0-0		NEUTRAL		0-0-0		0-0-0		1-1-0		
12-12-0	0-0-0	0-0-0		CONFERENCE		0-0-0		1-5-0		11-7-0		
7-5-0	0-0-0	0-0-0		HOME		0-0-0		0-0-0		7-5-0		
5-7-0	0-0-0	0-0-0		AWAY		0-0-0		1-5-0		4-2-0		
0-0-0	0-0-0	0-0-0		NEUTRAL		0-0-0		0-0-0		0-0-0		
RPI	S	Opponent	Score	RPI	S	Opponent	Score	RPI	S	Opponent	Score	
						80 A Charlotte	2 4	106 A Rutgers		7 2		
						80 A Charlotte	2 13	129 A Marist		1 10		
						80 A Charlotte	2 12	129 A Marist		3 1		
						80 A Charlotte	2 12	129 A Marist		1 5		
						82 H Seton Hall	0 9	143 A Canisius		3 4		
						88 A Georgia	11 4	143 A Canisius		0 7		
						88 A Georgia	8 3	143 A Canisius		0 9		
						88 A Georgia	3 9	153 A Delaware		5 8		
								153 A Delaware		4 3		
								153 N Delaware		6 21		
								167 H Fairfield		6 5		
								167 H Fairfield		1 9		
								167 H Fairfield		0 1		
								172 A Radford		1 3		
								172 A Radford		0 18		
								172 A Radford		5 11		
								181 A Princeton		7 7		
								207 H Monmouth		11 4		
								207 H Monmouth		0 8		
								207 H Monmouth		6 5		
								212 A Campbell		12 7		
								212 A Campbell		5 7		
								220 H Niagara		2 1		
								220 H Niagara		2 1		
								220 H Niagara		6 5		
								237 H Saint Joseph's		5 13		
								254 H Manhattan		6 8		
								254 H Manhattan		5 7		

Non-Div. I Games:

Rider

RPI	S	Opponent	Score
254	H	Manhattan	6 1
254	H	Manhattan	5 7
261	A	Iona	2 7
261	A	Iona	4 6
261	A	Iona	10 8
270	H	Wagner	7 14
277	N	Delaware St.	4 2
289	H	NJIT	8 1
291	H	Lafayette	2 0
299	A	Saint Peter's	28 4
299	A	Saint Peter's	15 1
299	A	Saint Peter's	7 0

Rider

Average RPI Win:	189	WON-LOST	WINNING	LAST 10		STRENGTH OF	OPP. STRENGTH	TEAM	ADJ	CONF.	ADJ CONF.			
Average RPI Loss:	172	RECORD	PCT. RANK	GAMES		SCHEDULE	OF SCHEDULE	RPI	RPI	RPI	RPI			
DIV. I ONLY		17-30-0	.3617	247	3-7-0	234	235	244	.45306	244	26	26		
DIV. I NON-CONF.		7-19-0	.26923	260	0-4-0	155	149	225	.46503	225	25	25		
<hr/>														
TOTALS	RPI 1-25	RPI 26-50		W-L RECORDS		RPI 51-100		RPI 101-150		RPI 150+				
17-30-0	0-1-0	0-1-0		OVERALL		4-4-0		4-3-0		9-21-0				
7-4-0	0-0-0	0-0-0		HOME		0-0-0		4-3-0		3-1-0				
9-24-0	0-1-0	0-1-0		AWAY		3-4-0		0-0-0		6-18-0				
1-2-0	0-0-0	0-0-0		NEUTRAL		1-0-0		0-0-0		0-2-0				
7-19-0	0-1-0	0-1-0		NON-CONFERENCE		4-4-0		0-1-0		3-12-0				
0-2-0	0-0-0	0-0-0		HOME		0-0-0		0-1-0		0-1-0				
6-15-0	0-1-0	0-0-		AWAY		3-4-0		0-0-0		3-9-0				
1-2-0	0-0-0	0-0-0		NEUTRAL		1-0-0		0-0-0		0-2-0				
10-11-0	0-0-0	0-0-0		CONFERENCE		0-0-0		4-2-0		6-9-0				
7-2-0	0-0-0	0-0-0		HOME		0-0-0		4-2-0		3-0-0				
3-9-0	0-0-0	0-0-0		AWAY		0-0-0		0-0-0		3-9-0				
0-0-0	0-0-0	0-0-0		NEUTRAL		0-0-0		0-0-0		0-0-0				
RPI	S	Opponent	Score		RPI	S	Opponent	Score		RPI	S	Opponent	Score	
9	A	Wake Forest	1	2	41	A	UConn	3	4	56	A	Rhode Island	5	15
										76	N	Kent St.	4	2
										83	A	Boston College	1	5
										83	A	Boston College	0	3
										93	A	UTSA	8	7
										93	A	UTSA	1	12
										93	A	UTSA	5	4
										93	A	UTSA	12	10
										129	H	Marist	2	0
										129	H	Marist	7	4
										129	H	Marist	4	2
										143	H	Canisius	7	4
										143	H	Canisius	2	3
										143	H	Canisius	4	10
										147	H	Bryant	6	7
										162	A	Central Conn. St.	3	6
										162	H	Central Conn. St.	13	24
										164	A	Hartford	5	6
										164	N	Hartford	4	6
										172	N	Radford	0	4
										179	A	Gardner-Webb	2	5
										192	A	VMI	5	9
										192	A	VMI	7	13
										192	A	VMI	8	5
										207	A	Monmouth	4	9
										207	A	Monmouth	7	17
										207	A	Monmouth	0	12
										212	A	Campbell	6	11
										212	A	Campbell	7	5
										212	A	Campbell	7	10
										220	A	Niagara	8	17
										220	A	Niagara	1	2
										220	A	Niagara	2	10
										253	A	USC Upstate	3	5
										253	A	USC Upstate	11	3
LAST 10 GAMES														
83	A	Boston College	0	3	162	H	Central Conn. St.	13	24	220	A	Niagara	8	17
83	A	Boston College	1	5	143	H	Canisius	2	3	220	A	Niagara	1	2
254	A	Manhattan	2	7	143	H	Canisius	7	4	220	A	Niagara	2	10
254	A	Manhattan	3	0	143	H	Canisius	4	10	253	A	USC Upstate	3	5
254	A	Manhattan	4	0	164	A	Hartford	5	6	253	A	USC Upstate	11	3

Non-Div. I Games:

Quinnipiac

Quinnipiac

UNLV

Average RPI Win: 194		WON-LOST	WINNING	LAST 10	STRENGTH OF		OPP. STRENGTH	TEAM	ADJ		CONF.	ADJ CONF.
Average RPI Loss: 123		RECORD	PCT. RANK	GAMES	SCHEDULE		OF SCHEDULE	RPI	RPI		RPI	RPI
DIV. I ONLY		19-34-0	.35849	249	4-6-0		175	151	245		19	19
DIV. I NON-CONF.		10-16-0	.38462	225	2-2-0		236	112	250		15	15
TOTALS		RPI 1-25	RPI 26-50		W-L RECORDS		RPI 51-100		RPI 101-150		RPI 150+	
19-34-0		0-2-0	1-8-0		OVERALL		3-10-0		2-2-0		13-12-0	
14-13-0		0-0-0	1-5-0		HOME		2-2-0		2-2-0		9-4-0	
5-21-0		0-2-0	0-3-0		AWAY		1-8-0		0-0-0		4-8-0	
0-0-0		0-0-0	0-0-0		NEUTRAL		0-0-0		0-0-0		0-0-0	
10-16-0		0-2-0	1-2-0		NON-CONFERENCE		1-6-0		2-2-0		6-4-0	
9-6-0		0-0-0	1-2-0		HOME		1-0-0		2-2-0		5-2-0	
1-10-0		0-2-0	0-0-		AWAY		0-6-0		0-0-0		1-2-0	
0-0-0		0-0-0	0-0-0		NEUTRAL		0-0-0		0-0-0		0-0-0	
9-18-0		0-0-0	0-6-0		CONFERENCE		2-4-0		0-0-0		7-8-0	
5-7-0		0-0-0	0-3-0		HOME		1-2-0		0-0-0		4-2-0	
4-11-0		0-0-0	0-3-0		AWAY		1-2-0		0-0-0		3-6-0	
0-0-0		0-0-0	0-0-0		NEUTRAL		0-0-0		0-0-0		0-0-0	
RPI S	Opponent	Score	RPI S	Opponent	Score	RPI S	Opponent	Score	RPI S	Opponent	Score	
4 A	Texas Tech	4 5	44 H	Cal St. Fullerton	0 5	58 A	Saint Mary's (CA)	3 7	136 H	Grand Canyon	8 10	
4 A	Texas Tech	2 5	44 H	Cal St. Fullerton	6 1	86 A	Arizona St.	4 5	136 H	Grand Canyon	5 4	
			44 H	Cal St. Fullerton	1 4	86 A	Arizona St.	3 5	137 H	UC Riverside	8 7	
			49 A	New Mexico	4 13	86 H	Arizona St.	13 12	137 H	UC Riverside	9 11	
			49 A	New Mexico	4 13	87 A	San Diego St.	5 13	163 H	Fresno St.	5 12	
			49 A	New Mexico	9 11	87 A	San Diego St.	5 3	163 H	Fresno St.	5 11	
			49 H	New Mexico	3 7	87 A	San Diego St.	5 10	163 H	Fresno St.	14 5	
			49 H	New Mexico	8 29	87 H	San Diego St.	7 3	165 H	UC Davis	3 8	
			49 H	New Mexico	2 4	87 H	San Diego St.	3 16	213 A	Air Force	5 10	
						87 H	San Diego St.	6 20	213 A	Air Force	9 23	
						97 A	Iowa	6 7	213 A	Air Force	7 4	
						97 A	Iowa	0 3	213 H	Air Force	6 5	
						97 A	Iowa	5 6	213 H	Air Force	6 5	
									213 H	Air Force	10 9	
									217 A	Nevada	9 1	
									217 A	Nevada	3 4	
									217 A	Nevada	1 4	
									233 A	San Jose St.	7 1	
									233 A	San Jose St.	5 6	
									233 A	San Jose St.	5 9	
									262 H	Utah Valley	10 2	
									273 A	Seattle U	4 7	
									273 A	Seattle U	0 1	
									273 A	Seattle U	4 3	
									275 H	Portland	4 1	
									275 H	Portland	5 1	
									278 H	Omaha	15 1	
LAST 10 GAMES			LAST 10 GAMES			LAST 10 GAMES			LAST 10 GAMES			
			217 A	Nevada	9 1	163 H	Fresno St.	5 12	273 A	Seattle U	0 1	
			217 A	Nevada	1 4	273 A	Seattle U	0 1	273 A	Seattle U	4 3	
			217 A	Nevada	3 4	273 A	Seattle U	4 7	275 H	Portland	4 1	
			163 H	Fresno St.	14 5	273 A	Seattle U	4 3	275 H	Portland	5 1	
			163 H	Fresno St.	5 11	275 H	Portland	4 1	278 H	Omaha	15 1	

Non-Div. I Games:

UNLV

RPI	S	Opponent	Score	
278	H	Omaha	2	8
278	H	Omaha	20	3

UNLV

U
N
L
V

U
N
L
V

S
i
e
n
a

Siena

RPI	S	Opponent	Score	
222	A	Ohio	4	2
222	A	Ohio	4	7
239	H	Army West Point	4	9
254	A	Manhattan	2	1
254	A	Manhattan	4	5
254	A	Manhattan	12	1
261	H	Iona	6	9
261	H	Iona	3	8
261	H	Iona	6	12
290	A	Fairleigh Dickinson	9	7
296	A	NYIT	5	5
296	A	NYIT	6	0
296	A	NYIT	5	3
299	A	Saint Peter's	17	2
299	A	Saint Peter's	12	4
299	A	Saint Peter's	8	7

Siena

Average RPI Win: 194		WON-LOST	WINNING	LAST 10	STRENGTH OF		OPP. STRENGTH	TEAM	ADJ		CONF.	ADJ CONF.
Average RPI Loss: 117		RECORD	PCT. RANK	GAMES	SCHEDULE		OF SCHEDULE	RPI	RPI		RPI	RPI
DIV. I ONLY		12-40-0	.23077	286	0-10-0		97	141	247		9	9
DIV. I NON-CONF.		6-19-0	.24	270	0-2-0		105	155	238		10	10
TOTALS		RPI 1-25	RPI 26-50		W-L RECORDS		RPI 51-100		RPI 101-150		RPI 150+	
12-40-0		0-2-0	0-11-0		OVERALL		2-7-0		0-3-0		10-17-0	
5-14-0		0-0-0	0-7-0		HOME		0-3-0		0-0-0		5-4-0	
7-26-0		0-2-0	0-4-0		AWAY		2-4-0		0-3-0		5-13-0	
0-0-0		0-0-0	0-0-0		NEUTRAL		0-0-0		0-0-0		0-0-0	
6-19-0		0-2-0	0-5-0		NON-CONFERENCE		1-2-0		0-0-0		5-10-0	
3-4-0		0-0-0	0-1-0		HOME		0-0-0		0-0-0		3-3-0	
3-15-0		0-2-0	0-0-0		AWAY		1-2-0		0-0-0		2-7-0	
0-0-0		0-0-0	0-0-0		NEUTRAL		0-0-0		0-0-0		0-0-0	
6-21-0		0-0-0	0-6-0		CONFERENCE		1-5-0		0-3-0		5-7-0	
2-10-0		0-0-0	0-6-0		HOME		0-3-0		0-0-0		2-1-0	
4-11-0		0-0-0	0-0-0		AWAY		1-2-0		0-3-0		3-6-0	
0-0-0		0-0-0	0-0-0		NEUTRAL		0-0-0		0-0-0		0-0-0	
RPI S	Opponent	Score	RPI S	Opponent	Score	RPI S	Opponent	Score	RPI S	Opponent	Score	
18 A	Arkansas	2 11	33 A	Louisiana Tech	3 12	61 A	DBU	8 3	119 A	Troy	3 8	
18 A	Arkansas	3 12	34 A	Ole Miss	7 21	61 A	DBU	0 11	119 A	Troy	9 10	
			34 A	Ole Miss	3 5	61 A	DBU	4 12	119 A	Troy	1 9	
			38 H	South Ala.	1 4	78 A	Ga. Southern	3 9	173 A	UAB	3 4	
			38 H	South Ala.	2 14	78 A	Ga. Southern	5 4	173 A	UAB	3 4	
			38 H	South Ala.	3 8	78 A	Ga. Southern	0 9	173 A	UAB	2 3	
			42 A	McNeese	5 14	92 H	UT Arlington	4 6	174 A	Alabama	3 10	
			42 H	McNeese	4 32	92 H	UT Arlington	2 10	174 A	Alabama	2 6	
			46 H	Coastal Caro.	5 7	92 H	UT Arlington	3 10	174 A	Alabama	3 4	
			46 H	Coastal Caro.	5 10				184 A	Arkansas St.	3 8	
			46 H	Coastal Caro.	1 8				184 A	Arkansas St.	5 3	
									184 A	Arkansas St.	6 12	
									187 A	Texas St.	4 7	
									187 A	Texas St.	6 5	
									187 A	Texas St.	5 9	
									190 H	Southern Ill.	6 2	
									190 H	Southern Ill.	4 3	
									190 H	Southern Ill.	0 9	
									216 H	Little Rock	6 4	
									216 H	Little Rock	1 5	
									216 H	Little Rock	7 1	
									219 A	Georgia St.	1 6	
									219 A	Georgia St.	3 4	
									219 A	Georgia St.	4 3	
									226 A	Jackson St.	10 2	
									226 H	Jackson St.	0 2	
									227 A	Northwestern St.	4 5	
LAST 10 GAMES			119 A	Troy	3 8	46 H	Coastal Caro.	5 7	219 A	Georgia St.	3 4	
			119 A	Troy	9 10	34 A	Ole Miss	3 5	219 A	Georgia St.	4 3	
			119 A	Troy	1 9	34 A	Ole Miss	7 21	226 A	Jackson St.	10 2	
			46 H	Coastal Caro.	1 8	219 A	Georgia St.	1 6	226 H	Jackson St.	0 2	
			46 H	Coastal Caro.	5 10	219 A	Georgia St.	3 4	227 A	Northwestern St.	4 5	

Non-Div. I Games:

La.-Monroe

RPI	S	Opponent	Score	
227	H	Northwestern St.	2	11
278	A	Grambling	4	3
278	H	Grambling	7	1

La.-Monroe

L
a
.
-
M
o
n
r
o
e

L
a
.
-
M
o
n
r
o
e

P
a
c
i
f
i
c

Pacific

Average RPI Win: 244		WON-LOST	WINNING	LAST 10	STRENGTH OF		OPP. STRENGTH	TEAM	ADJ		CONF.	ADJ CONF.
Average RPI Loss: 201		RECORD	PCT. RANK	GAMES	SCHEDULE		OF SCHEDULE	RPI	RPI		RPI	RPI
DIV. I ONLY		24-22-0	.52174	128	7-2-0		290	279	249		29	29
DIV. I NON-CONF.		7-12-0	.36842	233	0-0-0		298	266	278		28	28
TOTALS		RPI 1-25	RPI 26-50		W-L RECORDS		RPI 51-100		RPI 101-150		RPI 150+	
24-22-0		0-0-0	0-0-0		OVERALL		3-6-0		1-2-0		20-14-0	
11-5-0		0-0-0	0-0-0		HOME		2-2-0		0-0-0		9-3-0	
12-13-0		0-0-0	0-0-0		AWAY		1-4-0		0-0-0		11-9-0	
1-4-0		0-0-0	0-0-0		NEUTRAL		0-0-0		1-2-0		0-2-0	
7-12-0		0-0-0	0-0-0		NON-CONFERENCE		1-2-0		1-2-0		5-8-0	
0-1-0		0-0-0	0-0-0		HOME		0-1-0		0-0-0		0-0-0	
6-7-0		0-0-0	0-0-		AWAY		1-1-0		0-0-0		5-6-0	
1-4-0		0-0-0	0-0-0		NEUTRAL		0-0-0		1-2-0		0-2-0	
17-10-0		0-0-0	0-0-0		CONFERENCE		2-4-0		0-0-0		15-6-0	
11-4-0		0-0-0	0-0-0		HOME		2-1-0		0-0-0		9-3-0	
6-6-0		0-0-0	0-0-0		AWAY		0-3-0		0-0-0		6-3-0	
0-0-0		0-0-0	0-0-0		NEUTRAL		0-0-0		0-0-0		0-0-0	
RPI S	Opponent	Score	RPI S	Opponent	Score	RPI S	Opponent	Score	RPI S	Opponent	Score	
						69 A	Minnesota	3 1	134 N	St. Bonaventure	3 7	
						69 A	Minnesota	1 7	134 N	St. Bonaventure	3 10	
						69 H	Minnesota	1 6	134 N	St. Bonaventure	10 0	
						91 A	Oral Roberts	1 5	238 A	Northern Colo.	7 4	
						91 A	Oral Roberts	2 8	238 A	Northern Colo.	5 7	
						91 A	Oral Roberts	1 9	238 A	Northern Colo.	2 8	
						91 H	Oral Roberts	0 4	238 A	Northern Colo.	6 7	
						91 H	Oral Roberts	10 7	250 A	South Dakota St.	3 0	
						91 H	Oral Roberts	3 2	250 A	South Dakota St.	1 2	
									250 A	South Dakota St.	11 4	
									250 H	South Dakota St.	4 1	
									250 H	South Dakota St.	4 1	
									250 H	South Dakota St.	0 1	
									256 N	Massachusetts	5 9	
									267 A	Abilene Christian	3 5	
									267 A	Abilene Christian	1 9	
									267 A	Abilene Christian	1 4	
									268 A	Western Ill.	7 5	
									268 A	Western Ill.	1 5	
									268 A	Western Ill.	1 0	
									268 H	Western Ill.	8 0	
									268 H	Western Ill.	6 3	
									268 H	Western Ill.	5 2	
						268 H	Western Ill.	6 3	278 A	Omaha	6 1	
						268 H	Western Ill.	8 0	278 A	Omaha	0 10	
						91 H	Oral Roberts	0 4	278 A	Omaha	1 0	
						91 H	Oral Roberts	3 2	278 H	Omaha	10 2	

Non-Div. I Games: Valley City St. 8 3 Dakota Wesleyan 3 2 Minot St. 7 4 North Dakota St.

North Dakota St.

Average RPI Win: Average RPI Loss:	257 160	WON-LOST RECORD	WINNING PCT. RANK	LAST 10 GAMES	STRENGTH OF SCHEDULE	OPP. STRENGTH OF SCHEDULE	TEAM RPI	ADJ RPI	CONF. RPI	ADJ CONF. RPI		
DIV. I ONLY		18-22-0	.45	195	6-4-0	274	275	250	.45021	250	29	29
DIV. I NON-CONF.		3-10-0	.23077	272	0-0-0	203	84	259	.43828	259	28	28
<hr/>												
TOTALS	RPI 1-25	RPI 26-50			W-L RECORDS		RPI 51-100		RPI 101-150		RPI 150+	
18-22-0	0-0-0	0-0-0			OVERALL		2-10-0		0-0-0		16-12-0	
7-5-0	0-0-0	0-0-0			HOME		1-2-0		0-0-0		6-3-0	
9-13-0	0-0-0	0-0-0			AWAY		1-8-0		0-0-0		8-5-0	
2-4-0	0-0-0	0-0-0			NEUTRAL		0-0-0		0-0-0		2-4-0	
<hr/>												
3-10-0	0-0-0	0-0-0			NON-CONFERENCE		1-5-0		0-0-0		2-5-0	
0-0-0	0-0-0	0-0-0			HOME		0-0-0		0-0-0		0-0-0	
1-6-0	0-0-0	0-0-			AWAY		1-5-0		0-0-0		0-1-0	
2-4-0	0-0-0	0-0-0			NEUTRAL		0-0-0		0-0-0		2-4-0	
<hr/>												
15-12-0	0-0-0	0-0-0			CONFERENCE		1-5-0		0-0-0		14-7-0	
7-5-0	0-0-0	0-0-0			HOME		1-2-0		0-0-0		6-3-0	
8-7-0	0-0-0	0-0-0			AWAY		0-3-0		0-0-0		8-4-0	
0-0-0	0-0-0	0-0-0			NEUTRAL		0-0-0		0-0-0		0-0-0	
<hr/>												
RPI S	Opponent	Score	RPI S	Opponent	Score	RPI S	Opponent	Score	RPI S	Opponent	Score	
						69 A	Minnesota	2 5	162 N	Central Conn. St.	4 6	
						69 A	Minnesota	5 7	162 N	Central Conn. St.	6 15	
						73 A	Oklahoma St.	2 1	170 A	Creighton	5 6	
						73 A	Oklahoma St.	3 6	197 N	Maine	0 6	
						73 A	Oklahoma St.	3 8	197 N	Maine	3 4	
						91 A	Oral Roberts	2 6	249 A	North Dakota St.	1 4	
						91 A	Oral Roberts	6 7	249 A	North Dakota St.	1 0	
						91 A	Oral Roberts	5 11	249 A	North Dakota St.	1 4	
						91 H	Oral Roberts	5 14	249 H	North Dakota St.	4 11	
						91 H	Oral Roberts	6 8	249 H	North Dakota St.	2 1	
						91 H	Oral Roberts	5 2	249 H	North Dakota St.	0 3	
						97 A	Iowa	3 4	260 N	Northern Ill.	7 2	
									268 A	Western Ill.	4 8	
									268 A	Western Ill.	13 5	
									268 A	Western Ill.	2 7	
									268 H	Western Ill.	5 7	
									268 H	Western Ill.	18 8	
									268 H	Western Ill.	8 7	
									278 A	Omaha	15 0	
									278 A	Omaha	5 2	
			278 A	Omaha	13 4							
			LAST 10 GAMES			282 N	Chicago St.	3 1				
						298 A	Fort Wayne	10 5				
						298 A	Fort Wayne	12 3				
						298 A	Fort Wayne	11 2				
						268 H	Western Ill.	12 2				
						268 H	Western Ill.	18 8				
						268 H	Western Ill.	5 7				
						249 H	North Dakota St.	2 1				
						249 H	North Dakota St.	4 11				
						249 H	North Dakota St.	0 3				
						91 H	Oral Roberts	5 14				
						298 H	Fort Wayne	1 0				
<hr/>												
Non-Div. I Games:	Minn.-Crookston	8 4	Dakota Wesleyan	1 0	Waldorf	5 3	Waldorf	10 4	South Dakota St.			

South Dakota St.

Average RPI Win:	207	WON-LOST RECORD	WINNING PCT. RANK	LAST 10 GAMES	STRENGTH OF SCHEDULE	OPP. STRENGTH OF SCHEDULE	TEAM RPI	ADJ RPI	CONF. RPI	ADJ CONF. RPI		
DIV. I ONLY		17-33-0	.34	256	3-7-0	151	225	251	.45018	251	22	22
DIV. I NON-CONF.		11-19-0	.36667	235	2-2-0	154	217	240	.45325	240	24	24
<hr/>												
TOTALS	RPI 1-25	RPI 26-50		W-L RECORDS		RPI 51-100		RPI 101-150		RPI 150+		
17-33-0	0-3-0	1-4-0		OVERALL		1-3-0		1-3-0		14-20-0		
10-15-0	0-0-0	1-1-0		HOME		1-3-0		1-1-0		7-10-0		
6-17-0	0-3-0	0-2-0		AWAY		0-0-0		0-2-0		6-10-0		
1-1-0	0-0-0	0-1-0		NEUTRAL		0-0-0		0-0-0		1-0-0		
11-19-0	0-3-0	1-4-0		NON-CONFERENCE		0-1-0		1-1-0		9-10-0		
8-8-0	0-0-0	1-1-0		HOME		0-1-0		1-1-0		6-5-0		
2-10-0	0-3-0	0-0-		AWAY		0-0-0		0-0-0		2-5-0		
1-1-0	0-0-0	0-1-0		NEUTRAL		0-0-0		0-0-0		1-0-0		
6-14-0	0-0-0	0-0-0		CONFERENCE		1-2-0		0-2-0		5-10-0		
2-7-0	0-0-0	0-0-0		HOME		1-2-0		0-0-0		1-5-0		
4-7-0	0-0-0	0-0-0		AWAY		0-0-0		0-2-0		4-5-0		
0-0-0	0-0-0	0-0-0		NEUTRAL		0-0-0		0-0-0		0-0-0		
RPI S	Opponent	Score	RPI S	Opponent	Score	RPI S	Opponent	Score	RPI S	Opponent	Score	
2 A	North Carolina	4 5	31 N	St. John's (NY)	3 7	56 H	Rhode Island	1 5	113 H	William & Mary	10 11	
13 A	Virginia	3 8	35 A	Maryland	11 12	56 H	Rhode Island	5 16	117 H	Cornell	8 7	
25 A	Texas	0 9	45 H	Old Dominion	5 1	56 H	Rhode Island	7 6	134 A	St. Bonaventure	5 6	
			46 A	Coastal Caro.	5 8	79 H	Michigan St.	4 13	134 A	St. Bonaventure	2 7	
			48 H	Binghamton	0 15				159 A	Saint Louis	2 8	
									159 A	Saint Louis	11 7	
									159 A	Saint Louis	3 4	
									176 H	George Washington	2 4	
									176 H	George Washington	8 5	
									176 H	George Washington	4 10	
									187 A	Texas St.	5 6	
									187 A	Texas St.	3 18	
									187 A	Texas St.	2 13	
									188 H	George Mason	6 7	
									188 H	George Mason	3 12	
									188 H	George Mason	3 4	
									192 A	VMI	3 6	
									199 N	N.C. A&T	3 1	
									204 H	UNC Asheville	4 2	
									204 H	UNC Asheville	5 3	
									204 H	UNC Asheville	1 4	
									212 H	Campbell	4 5	
									223 H	Toledo	4 6	
									223 H	Toledo	15 9	
									230 A	James Madison	7 9	
									237 A	Saint Joseph's	10 2	
									237 A	Saint Joseph's	1 2	
LAST 10 GAMES			13 A	Virginia	3 8	45 H	Old Dominion	5 1	212 H	Campbell	4 5	
			159 A	Saint Louis	2 8	134 A	St. Bonaventure	5 6	223 H	Toledo	15 9	
			159 A	Saint Louis	11 7	134 A	St. Bonaventure	2 7	230 A	James Madison	7 9	
			159 A	Saint Louis	3 4	2 A	North Carolina	4 5	237 A	Saint Joseph's	10 2	
			294 A	Coppin St.	7 4	188 H	George Mason	3 4	237 A	Saint Joseph's	1 2	

Non-Div. I Games:

Richmond

RPI	S	Opponent	Score	
237	A	Saint Joseph's	0	1
258	H	Longwood	11	7
259	H	Norfolk St.	8	10
269	H	Youngstown St.	7	1
269	H	Youngstown St.	5	2
269	H	Youngstown St.	5	8
271	A	Dayton	11	1
271	A	Dayton	5	6
271	A	Dayton	10	5
274	A	Incarnate Word	7	5
294	A	Coppin St.	7	4

R
i
c
h
m
o
n
d

R
i
c
h
m
o
n
d

Richmond

Average RPI Win: 237		WON-LOST RECORD		WINNING PCT. RANK		LAST 10 GAMES		STRENGTH OF SCHEDULE		OPP. STRENGTH OF SCHEDULE		TEAM RPI		ADJ RPI		CONF. RPI		ADJ CONF. RPI					
Average RPI Loss: 150		24-25-0		.4898 162		5-5-0		263		228		252		.44914 252		25		25					
DIV. I ONLY		24-25-0		.4898 162		5-5-0		263		228		252		.44914 252		25		25					
DIV. I NON-CONF.		17-11-0		.60714 82		2-0-0		252		211		175		.48899 174		26		26					
TOTALS		RPI 1-25		RPI 26-50		W-L RECORDS		RPI 51-100		RPI 101-150		RPI 150+											
24-25-0		0-4-0		0-2-0		OVERALL		0-0-0		2-7-0		22-12-0											
20-11-0		0-0-0		0-0-0		HOME		0-0-0		2-1-0		18-10-0											
4-14-0		0-4-0		0-2-0		AWAY		0-0-0		0-6-0		4-2-0											
0-0-0		0-0-0		0-0-0		NEUTRAL		0-0-0		0-0-0		0-0-0											
17-11-0		0-4-0		0-2-0		NON-CONFERENCE		0-0-0		2-1-0		15-4-0											
15-4-0		0-0-0		0-0-0		HOME		0-0-0		2-1-0		13-3-0											
2-7-0		0-4-0		0-0-		AWAY		0-0-0		0-0-0		2-1-0											
0-0-0		0-0-0		0-0-0		NEUTRAL		0-0-0		0-0-0		0-0-0											
7-14-0		0-0-0		0-0-0		CONFERENCE		0-0-0		0-6-0		7-8-0											
5-7-0		0-0-0		0-0-0		HOME		0-0-0		0-0-0		5-7-0											
2-7-0		0-0-0		0-0-0		AWAY		0-0-0		0-6-0		2-1-0											
0-0-0		0-0-0		0-0-0		NEUTRAL		0-0-0		0-0-0		0-0-0											
RPI	S	Opponent		Score		RPI	S	Opponent		Score		RPI	S	Opponent		Score							
6	A	TCU		2	18	37	A	Texas A&M		4	7	105	A	New Mexico St.		2	10						
6	A	TCU		2	10	37	A	Texas A&M		7	16	105	A	New Mexico St.		4	7						
22	A	Houston		2	11							105	A	New Mexico St.		5	15						
25	A	Texas		7	9							108	H	Lamar University		6	5						
												108	H	Lamar University		1	5						
												108	H	Lamar University		3	1						
												136	A	Grand Canyon		4	9						
												136	A	Grand Canyon		4	5						
												136	A	Grand Canyon		8	9						
												178	A	CSU Bakersfield		5	6						
												178	A	CSU Bakersfield		13	12						
												178	A	CSU Bakersfield		4	2						
												187	A	Texas St.		9	11						
												198	A	A&M-Corpus Christi		4	3						
												198	H	A&M-Corpus Christi		13	3						
												198	H	A&M-Corpus Christi		1	4						
												198	H	A&M-Corpus Christi		6	7						
												198	H	A&M-Corpus Christi		1	7						
												211	H	Buffalo		4	2						
												211	H	Buffalo		6	4						
												211	H	Buffalo		8	1						
												211	H	Buffalo		5	4						
LAST 10 GAMES																							
						238	H	Northern Colo.		6	5	282	H	Chicago St.		7	1	238	H	Northern Colo.		4	5
						238	H	Northern Colo.		4	5	282	H	Chicago St.		10	9	238	H	Northern Colo.		6	5
						238	H	Northern Colo.		5	6	274	A	Incarnate Word		6	4	238	H	Northern Colo.		5	6
						198	H	A&M-Corpus Christi		13	3	136	A	Grand Canyon		8	9	262	H	Utah Valley		4	7
						282	H	Chicago St.		5	12	136	A	Grand Canyon		4	5	262	H	Utah Valley		3	4

Non-Div. I Games: Arlington Baptist 7 3 Arlington Baptist 4 2

UTRGV

RPI	S	Opponent	Score	
262	H	Utah Valley	1	4
273	H	Seattle U	5	6
273	H	Seattle U	7	6
273	H	Seattle U	12	9
274	A	Incarnate Word	6	4
276	H	Texas Southern	5	4
276	H	Texas Southern	9	0
276	H	Texas Southern	11	4
276	H	Texas Southern	12	2
282	H	Chicago St.	10	9
282	H	Chicago St.	7	1
282	H	Chicago St.	5	12
285	H	Prairie View	11	0
285	H	Prairie View	4	0
285	H	Prairie View	10	3
285	H	Prairie View	6	1

UTRGV

U
T
R
G
V

U
T
R
G
V

Average RPI Win:	191	WON-LOST RECORD	WINNING PCT. RANK	LAST 10 GAMES	STRENGTH OF SCHEDULE	OPP. STRENGTH OF SCHEDULE	TEAM RPI	ADJ RPI	CONF. RPI	ADJ CONF. RPI		
DIV. I ONLY		22-30-0	.42308	216	4-6-0	215	130	253	.44801	253	20	20
DIV. I NON-CONF.		17-17-0	.5	143	2-1-0	279	156	258	.43874	258	22	22
<hr/>												
TOTALS	RPI 1-25	RPI 26-50		W-L RECORDS		RPI 51-100		RPI 101-150		RPI 150+		
22-30-0	0-0-0	0-1-0		OVERALL		1-8-0		5-9-0		16-12-0		
18-18-0	0-0-0	0-0-0		HOME		0-3-0		4-9-0		14-6-0		
3-12-0	0-0-0	0-1-0		AWAY		1-5-0		1-0-0		1-6-0		
1-0-0	0-0-0	0-0-0		NEUTRAL		0-0-0		0-0-0		1-0-0		
17-17-0	0-0-0	0-1-0		NON-CONFERENCE		0-3-0		2-6-0		15-7-0		
14-13-0	0-0-0	0-0-0		HOME		0-3-0		1-6-0		13-4-0		
2-4-0	0-0-0	0-0-		AWAY		0-0-0		1-0-0		1-3-0		
1-0-0	0-0-0	0-0-0		NEUTRAL		0-0-0		0-0-0		1-0-0		
5-13-0	0-0-0	0-0-0		CONFERENCE		1-5-0		3-3-0		1-5-0		
4-5-0	0-0-0	0-0-0		HOME		0-0-0		3-3-0		1-2-0		
1-8-0	0-0-0	0-0-0		AWAY		1-5-0		0-0-0		0-3-0		
0-0-0	0-0-0	0-0-0		NEUTRAL		0-0-0		0-0-0		0-0-0		
RPI	S	Opponent	Score	RPI	S	Opponent	Score	RPI	S	Opponent	Score	
				29	A	South Carolina	3 6	63	A	FGCU	3 1	
								63	A	FGCU	6 11	
								63	A	FGCU	6 7	
								77	A	Jacksonville	1 8	
								77	A	Jacksonville	0 4	
								77	A	Jacksonville	1 8	
								99	H	Virginia Tech	2 8	
								99	H	Virginia Tech	8 9	
								99	H	Virginia Tech	3 11	
								102	H	Wright St.	1 5	
								106	H	Rutgers	7 10	
								106	H	Rutgers	3 11	
								106	H	Rutgers	1 5	
								111	H	North Florida	4 3	
								111	H	North Florida	2 7	
								111	H	North Florida	2 1	
								128	H	Pittsburgh	1 3	
								128	H	Pittsburgh	9 5	
								142	A	Furman	14 7	
								142	H	Furman	4 7	
								149	H	Stetson	5 2	
								149	H	Stetson	0 11	
								149	H	Stetson	4 6	
								151	A	Kennesaw St.	2 9	
								151	A	Kennesaw St.	5 8	
								151	A	Kennesaw St.	0 4	
								152	A	Presbyterian	6 5	
								152	H	Presbyterian	5 4	
								156	A	Wofford	2 4	
								156	H	Wofford	6 5	
								156	H	Wofford	14 10	
								179	H	Gardner-Webb	5 10	
								204	A	UNC Asheville	4 8	
								204	H	UNC Asheville	10 9	
								206	H	Georgetown	12 0	
								207	H	Monmouth	14 5	
<hr/>												
LAST 10 GAMES												
				29	A	South Carolina	3 6	111	H	North Florida	4 3	
				77	A	Jacksonville	0 4	111	H	North Florida	2 7	
				77	A	Jacksonville	1 8	111	H	North Florida	2 1	
				77	A	Jacksonville	1 8	152	A	Presbyterian	6 5	
				156	H	Wofford	6 5	149	H	Stetson	4 6	

Non-Div. I Games:

USC Upstate

RPI	S	Opponent	Score	
210	H	Lipscomb	3	5
210	H	Lipscomb	16	7
210	H	Lipscomb	4	19
230	H	James Madison	1	2
234	A	Charleston So.	3	4
234	H	Charleston So.	5	1
234	N	Charleston So.	10	4
244	H	Quinnipiac	5	3
244	H	Quinnipiac	3	11
244	H	Quinnipiac	5	3
258	H	Longwood	10	5
271	H	Dayton	21	20
280	H	La Salle	7	3
280	H	La Salle	6	3
280	H	La Salle	1	8

USC Upstate

U
S
C
U
P
S
t
a
t
e

U
S
C
U
P
S
t
a
t
e

Non-Div. I Games:

Tie, Loss, Non-Conf, S Site, H Home, A Away, N Neutral Page 425

RPI	S	Opponent	Score	
244	H	Quinnipiac	7	2
244	H	Quinnipiac	0	3
244	H	Quinnipiac	0	4
246	H	Siena	5	4
246	H	Siena	1	12
246	H	Siena	1	2
261	A	Iona	4	1
261	A	Iona	2	5
261	A	Iona	1	4
266	A	Hofstra	6	3
266	H	Hofstra	2	8
283	N	Lehigh	16	0

Manhattan

Average RPI Win: 216		WON-LOST	WINNING	LAST 10	STRENGTH OF		OPP. STRENGTH	TEAM	ADJ	CONF.	ADJ CONF.
Average RPI Loss: 167		RECORD	PCT. RANK	GAMES	SCHEDULE		OF SCHEDULE	RPI	RPI	RPI	RPI
DIV. I ONLY		22-28-0	.44	204	5-5-0		235	241	255	.44576	255
DIV. I NON-CONF.		8-17-0	.32	247	0-2-0		243	270	283	.40883	283
TOTALS		RPI 1-25	RPI 26-50		W-L RECORDS		RPI 51-100		RPI 101-150		RPI 150+
22-28-0		0-0-0	0-1-0		OVERALL		1-4-0		6-7-0		15-16-0
16-15-0		0-0-0	0-0-0		HOME		1-1-0		3-4-0		12-10-0
6-12-0		0-0-0	0-1-0		AWAY		0-3-0		3-3-0		3-5-0
0-1-0		0-0-0	0-0-0		NEUTRAL		0-0-0		0-0-0		0-1-0
8-17-0		0-0-0	0-1-0		NON-CONFERENCE		0-0-0		2-5-0		6-11-0
7-11-0		0-0-0	0-0-0		HOME		0-0-0		1-3-0		6-8-0
1-5-0		0-0-0	0-0-		AWAY		0-0-0		1-2-0		0-2-0
0-1-0		0-0-0	0-0-0		NEUTRAL		0-0-0		0-0-0		0-1-0
14-11-0		0-0-0	0-0-0		CONFERENCE		1-4-0		4-2-0		9-5-0
9-4-0		0-0-0	0-0-0		HOME		1-1-0		2-1-0		6-2-0
5-7-0		0-0-0	0-0-0		AWAY		0-3-0		2-1-0		3-3-0
0-0-0		0-0-0	0-0-0		NEUTRAL		0-0-0		0-0-0		0-0-0
RPI S	Opponent	Score	RPI S	Opponent	Score	RPI S	Opponent	Score	RPI S	Opponent	Score
			36 A	North Carolina St.	0 13	89 A	Bethune-Cookman	5 15	110 A	Duke	4 8
						89 A	Bethune-Cookman	5 7	110 H	Duke	6 14
						89 A	Bethune-Cookman	1 13	120 A	Florida A&M	4 5
						89 H	Bethune-Cookman	10 2	120 A	Florida A&M	14 7
						89 H	Bethune-Cookman	0 6	120 A	Florida A&M	5 1
									120 H	Florida A&M	13 6
									120 H	Florida A&M	8 0
									120 H	Florida A&M	5 17
									131 A	High Point	11 5
									131 H	High Point	6 10
									144 A	UNCW	0 3
									144 H	UNCW	8 6
									144 H	UNCW	8 16
									152 A	Presbyterian	7 8
									152 H	Presbyterian	7 8
									182 H	Appalachian St.	5 7
									182 N	Appalachian St.	5 9
									199 A	N.C. A&T	7 8
									199 A	N.C. A&T	3 4
									199 A	N.C. A&T	2 5
									199 H	N.C. A&T	10 7
									199 H	N.C. A&T	6 8
									199 H	N.C. A&T	11 1
			212 H	Campbell	4 15	287 H	Savannah St.	4 2	201 H	Navy	6 9
			120 A	Florida A&M	14 7	287 H	Savannah St.	7 12	201 H	Navy	3 2
			120 A	Florida A&M	5 1	259 H	Norfolk St.	8 4	201 H	Navy	8 7
			120 A	Florida A&M	4 5	36 A	North Carolina St.	0 13	212 H	Campbell	2 4
			287 H	Savannah St.	11 2	89 H	Bethune-Cookman	0 6			
LAST 10 GAMES											

Non-Div. I Games:

N.C. Central

RPI	S	Opponent	Score	
212	H	Campbell	4	15
258	A	Longwood	2	3
258	H	Longwood	3	5
259	H	Norfolk St.	8	4
261	H	Iona	1	3
261	H	Iona	6	12
261	H	Iona	7	5
287	A	Savannah St.	10	1
287	A	Savannah St.	19	1
287	A	Savannah St.	10	5
287	H	Savannah St.	7	12
287	H	Savannah St.	4	2
287	H	Savannah St.	11	2
288	H	UMES	6	0
289	H	NJIT	10	1
289	H	NJIT	7	3
289	H	NJIT	4	3

[illegible]

Non-Div. I Games:

Massachusetts

RPI	S	Opponent	Score	
209	A	Fordham	2	10
215	A	Holy Cross	5	15
225	N	Bucknell	17	5
225	N	Bucknell	1	3
225	N	Bucknell	9	11
249	N	North Dakota St.	9	5
271	H	Dayton	2	7
271	H	Dayton	3	0
271	H	Dayton	2	5
280	A	La Salle	3	0
280	A	La Salle	3	4
280	A	La Salle	6	2

Massachusetts

M
a
s
s
a
c
h
u
s
e
t
t
s

M
a
s
s
a
c
h
u
s
e
t
t
s

Average RPI Win:	226	WON-LOST	WINNING	LAST 10	STRENGTH OF	OPP. STRENGTH	TEAM	ADJ	CONF.	ADJ CONF.	
Average RPI Loss:	176	RECORD	PCT. RANK	GAMES	SCHEDULE	OF SCHEDULE	RPI	RPI	RPI	RPI	
DIV. I ONLY	18-33-0	.35294	251	3-7-0	251	274	257	.44357	257	30	30
DIV. I NON-CONF.	7-21-0	.25	264	0-2-0	220	261	246	.44681	246	27	27
<hr/>											
TOTALS	RPI 1-25	RPI 26-50		W-L RECORDS		RPI 51-100		RPI 101-150		RPI 150+	
18-33-0	0-0-0	0-1-0		OVERALL		2-4-0		2-4-0		14-24-0	
6-6-0	0-0-0	0-0-0		HOME		0-0-0		2-2-0		4-4-0	
12-27-0	0-0-0	0-1-0		AWAY		2-4-0		0-2-0		10-19-0	
0-0-0	0-0-0	0-0-0		NEUTRAL		0-0-0		0-0-0		0-0-0	
7-21-0	0-0-0	0-1-0		NON-CONFERENCE		2-4-0		0-0-0		5-16-0	
0-1-0	0-0-0	0-0-0		HOME		0-0-0		0-0-0		0-1-0	
7-20-0	0-0-0	0-0-		AWAY		2-4-0		0-0-0		5-15-0	
0-0-0	0-0-0	0-0-0		NEUTRAL		0-0-0		0-0-0		0-0-0	
11-12-0	0-0-0	0-0-0		CONFERENCE		0-0-0		2-4-0		9-8-0	
6-5-0	0-0-0	0-0-0		HOME		0-0-0		2-2-0		4-3-0	
5-7-0	0-0-0	0-0-0		AWAY		0-0-0		0-2-0		5-5-0	
0-0-0	0-0-0	0-0-0		NEUTRAL		0-0-0		0-0-0		0-0-0	
RPI S	Opponent	Score	RPI S	Opponent	Score	RPI S	Opponent	Score	RPI S	Opponent	Score
			41 A	UConn	1 5	53 A	Yale	9 6	147 A	Bryant	5 7
						56 A	Rhode Island	4 6	147 A	Bryant	5 8
						63 A	FGCU	1 5	147 H	Bryant	2 3
						63 A	FGCU	8 13	147 H	Bryant	1 5
						63 A	FGCU	10 5	147 H	Bryant	5 4
						63 A	FGCU	3 9	147 H	Bryant	12 3
									161 A	Hawaii	1 4
									161 A	Hawaii	5 6
									161 A	Hawaii	2 8
									161 A	Hawaii	3 6
									162 A	Central Conn. St.	1 2
									162 A	Central Conn. St.	5 9
									162 A	Central Conn. St.	4 3
									162 A	Central Conn. St.	5 11
									162 A	Central Conn. St.	6 2
									162 A	Central Conn. St.	1 9
									164 A	Hartford	8 9
									167 A	Fairfield	8 5
									177 A	Stony Brook	5 11
									177 A	Stony Brook	5 6
									177 A	Stony Brook	3 9
									177 H	Stony Brook	5 11
									180 A	Albany (NY)	13 14
									209 A	Fordham	1 8
									209 A	Fordham	0 1
									209 A	Fordham	1 2
									270 H	Wagner	6 4
<hr/>											
LAST 10 GAMES											
			180 A	Albany (NY)	13 14	41 A	UConn	1 5	180 A	Albany (NY)	13 14
			147 H	Bryant	2 3	162 A	Central Conn. St.	5 9	209 A	Fordham	1 8
			147 H	Bryant	1 5	162 A	Central Conn. St.	5 11	209 A	Fordham	0 1
			147 H	Bryant	5 4	162 A	Central Conn. St.	1 9	209 A	Fordham	1 2
			147 H	Bryant	12 3	297 A	Mt. St. Mary's	7 4	270 H	Wagner	6 4

Non-Div. I Games:

Sacred Heart

Sacred Heart

Average RPI Win: 227		WON-LOST RECORD	WINNING PCT. RANK	LAST 10 GAMES	STRENGTH OF SCHEDULE	OPP. STRENGTH OF SCHEDULE	TEAM RPI	ADJ RPI		CONF. RPI	ADJ CONF. RPI												
Average RPI Loss: 166																							
DIV. I ONLY		18-32-0	.36 248	5-5-0	223	226	258	.44351	258	18	18												
DIV. I NON-CONF.		12-17-0	.41379 205	4-1-0	256	281	241	.45265	241	18	18												
<hr/>																							
TOTALS		RPI 1-25		RPI 26-50		W-L RECORDS		RPI 51-100		RPI 101-150		RPI 150+											
18-32-0		0-1-0		0-0-0		OVERALL		1-5-0		1-3-0		16-23-0											
9-14-0		0-0-0		0-0-0		HOME		1-5-0		0-0-0		8-9-0											
9-18-0		0-1-0		0-0-0		AWAY		0-0-0		1-3-0		8-14-0											
0-0-0		0-0-0		0-0-0		NEUTRAL		0-0-0		0-0-0		0-0-0											
12-17-0		0-1-0		0-0-0		NON-CONFERENCE		0-0-0		1-3-0		11-13-0											
5-6-0		0-0-0		0-0-0		HOME		0-0-0		0-0-0		5-6-0											
7-11-0		0-1-0		0-0-		AWAY		0-0-0		1-3-0		6-7-0											
0-0-0		0-0-0		0-0-0		NEUTRAL		0-0-0		0-0-0		0-0-0											
6-15-0		0-0-0		0-0-0		CONFERENCE		1-5-0		0-0-0		5-10-0											
4-8-0		0-0-0		0-0-0		HOME		1-5-0		0-0-0		3-3-0											
2-7-0		0-0-0		0-0-0		AWAY		0-0-0		0-0-0		2-7-0											
0-0-0		0-0-0		0-0-0		NEUTRAL		0-0-0		0-0-0		0-0-0											
RPI	S	Opponent		Score		RPI	S	Opponent		Score		RPI	S	Opponent		Score							
13	A	Virginia		2 13								107	A	VCU		4 5							
												144	A	UNCW		1 11							
												144	A	UNCW		5 3							
												144	A	UNCW		3 7							
												152	H	Presbyterian		2 10							
												152	H	Presbyterian		1 2							
												152	H	Presbyterian		2 1							
												156	A	Wofford		5 6							
												172	A	Radford		0 10							
												172	A	Radford		7 1							
												172	A	Radford		6 16							
												179	A	Gardner-Webb		2 4							
												179	A	Gardner-Webb		3 4							
												179	A	Gardner-Webb		2 7							
												180	H	Albany (NY)		6 13							
												180	H	Albany (NY)		11 6							
												180	H	Albany (NY)		3 11							
												188	H	George Mason		5 6							
												192	A	VMI		3 4							
												192	H	VMI		4 6							
												194	A	Elon		9 5							
												194	A	Elon		5 10							
												194	A	Elon		0 7							
												204	A	UNC Asheville		7 1							
												204	A	UNC Asheville		1 4							
												204	A	UNC Asheville		3 7							
												230	A	James Madison		0 16							
<hr/>																							
LAST 10 GAMES																							
204 A UNC Asheville						3 7						283 H Lehigh						7 4					
204 A UNC Asheville						7 1						283 H Lehigh						3 2					
204 A UNC Asheville						1 4						259 H Norfolk St.						13 15					
259 A Norfolk St.						13 6						62 H Liberty						3 6					
283 H Lehigh						12 7						62 H Liberty						4 13					

Non-Div. I Games:

Longwood

RPI	S	Opponent	Score	
230	H	James Madison	3	4
234	H	Charleston So.	1	0
234	H	Charleston So.	7	8
234	H	Charleston So.	7	2
251	A	Richmond	7	11
253	A	USC Upstate	5	10
255	A	N.C. Central	5	3
255	H	N.C. Central	3	2
259	A	Norfolk St.	13	6
259	H	Norfolk St.	13	15
283	H	Lehigh	7	4
283	H	Lehigh	12	7
283	H	Lehigh	3	2
287	A	Savannah St.	15	13
287	A	Savannah St.	5	4
287	A	Savannah St.	7	3

Longwood

L
o
n
g
w
o
o
d

L
o
n
g
w
o
o
d

Average RPI Win:	269	WON-LOST RECORD	WINNING PCT. RANK	LAST 10 GAMES		STRENGTH OF SCHEDULE	OPP. STRENGTH OF SCHEDULE	TEAM RPI	ADJ RPI	CONF. RPI	ADJ CONF. RPI
DIV. I ONLY		24-20-0	.54545 111	4-6-0		291	291	259	.44309 259	28	28
DIV. I NON-CONF.		7-11-0	.38889 222	1-1-0		261	190	252	.44183 252	29	29
TOTALS	RPI 1-25		RPI 26-50	W-L RECORDS		RPI 51-100			RPI 101-150		RPI 150+
24-20-0	0-0-0		0-3-0	OVERALL		0-0-0			1-3-0		23-14-0
11-10-0	0-0-0		0-0-0	HOME		0-0-0			1-1-0		10-9-0
13-10-0	0-0-0		0-3-0	AWAY		0-0-0			0-2-0		13-5-0
0-0-0	0-0-0		0-0-0	NEUTRAL		0-0-0			0-0-0		0-0-0
7-11-0	0-0-0		0-3-0	NON-CONFERENCE		0-0-0			1-3-0		6-5-0
4-5-0	0-0-0		0-0-0	HOME		0-0-0			1-1-0		3-4-0
3-6-0	0-0-0		0-0-	AWAY		0-0-0			0-2-0		3-1-0
0-0-0	0-0-0		0-0-0	NEUTRAL		0-0-0			0-0-0		0-0-0
17-9-0	0-0-0		0-0-0	CONFERENCE		0-0-0			0-0-0		17-9-0
7-5-0	0-0-0		0-0-0	HOME		0-0-0			0-0-0		7-5-0
10-4-0	0-0-0		0-0-0	AWAY		0-0-0			0-0-0		10-4-0
0-0-0	0-0-0		0-0-0	NEUTRAL		0-0-0			0-0-0		0-0-0
RPI	S	Opponent	Score	RPI	S	Opponent	Score	RPI	S	Opponent	Score
40	A	Tennessee	2 10					107	A	VCU	2 5
40	A	Tennessee	4 5					107	H	VCU	3 8
40	A	Tennessee	2 5					113	A	William & Mary	1 6
								113	H	William & Mary	9 3
								199	A	N.C. A&T	12 7
								199	H	N.C. A&T	3 4
								220	H	Niagara	1 6
								220	H	Niagara	0 9
								220	H	Niagara	0 4
								241	A	Towson	8 0
								241	A	Towson	0 5
								251	A	Richmond	10 8
								255	A	N.C. Central	4 8
								258	A	Longwood	15 13
								258	H	Longwood	6 13
								263	H	Villanova	12 7
								263	H	Villanova	4 1
								263	H	Villanova	11 3
								277	A	Delaware St.	6 4
								277	A	Delaware St.	3 2
								277	A	Delaware St.	3 19
								277	H	Delaware St.	2 4
								277	H	Delaware St.	4 6
								277	H	Delaware St.	4 5
								277	H	Delaware St.	3 1
								277	H	Delaware St.	5 0
								277	H	Delaware St.	1 3
								277	H	Delaware St.	1 3
								277	H	Delaware St.	4 6
								277	H	Delaware St.	4 5
								277	H	Delaware St.	3 1
								277	H	Delaware St.	5 0
								277	H	Delaware St.	1 3
								277	H	Delaware St.	1 3
								277	H	Delaware St.	4 6
								277	H	Delaware St.	4 5
								277	H	Delaware St.	3 1
		</									

Non-Div. I Games:

Norfolk St.

Norfolk St.

Normfolkst.

Norfolk St.

Average RPI Win:	196	WON-LOST RECORD		WINNING PCT. RANK		LAST 10 GAMES		STRENGTH OF SCHEDULE		OPP. STRENGTH OF SCHEDULE		TEAM RPI		ADJ RPI		CONF. RPI		ADJ CONF. RPI
DIV. I ONLY		15-35-0		.3	271	3-7-0		198		237		260		.44297	260	23		23
DIV. I NON-CONF.		6-23-0		.2069	279	0-2-0		141		267		255		.44009	255	19		19
<hr/>																		
TOTALS		RPI 1-25		RPI 26-50		W-L RECORDS		RPI 51-100		RPI 101-150		RPI 150+						
15-35-0		0-1-0		1-3-0		OVERALL		1-6-0		1-4-0		12-21-0						
4-11-0		0-0-0		0-0-0		HOME		1-3-0		0-1-0		3-7-0						
10-20-0		0-1-0		1-3-0		AWAY		0-2-0		1-3-0		8-10-0						
1-4-0		0-0-0		0-0-0		NEUTRAL		0-1-0		0-0-0		1-3-0						
6-23-0		0-1-0		1-3-0		NON-CONFERENCE		0-4-0		0-2-0		5-13-0						
0-3-0		0-0-0		0-0-0		HOME		0-1-0		0-1-0		0-1-0						
5-16-0		0-1-0		1-0-		AWAY		0-2-0		0-1-0		4-9-0						
1-4-0		0-0-0		0-0-0		NEUTRAL		0-1-0		0-0-0		1-3-0						
9-12-0		0-0-0		0-0-0		CONFERENCE		1-2-0		1-2-0		7-8-0						
4-8-0		0-0-0		0-0-0		HOME		1-2-0		0-0-0		3-6-0						
5-4-0		0-0-0		0-0-0		AWAY		0-0-0		1-2-0		4-2-0						
0-0-0		0-0-0		0-0-0		NEUTRAL		0-0-0		0-0-0		0-0-0						
RPI	S	Opponent	Score	RPI	S	Opponent	Score	RPI	S	Opponent	Score	RPI	S	Opponent	Score			
16	A	Oklahoma	3 10	32	A	Michigan	4 7	69	H	Minnesota	2 3	127	A	Ill.-Chicago	1 6			
				32	A	Michigan	3 8	76	H	Kent St.	4 7	127	H	Ill.-Chicago	3 17			
				32	A	Michigan	4 7	76	H	Kent St.	8 7	133	A	Central Mich.	18 6			
				32	A	Michigan	8 5	76	H	Kent St.	1 4	133	A	Central Mich.	9 12			
								83	N	Boston College	1 9	133	A	Central Mich.	1 3			
								96	A	Notre Dame	1 12	159	A	Saint Louis	1 8			
								97	A	Iowa	8 12	159	A	Saint Louis	2 0			
												159	A	Saint Louis	5 10			
												160	H	Ball St.	1 4			
												160	H	Ball St.	6 3			
												160	H	Ball St.	11 8			
												166	A	Indiana St.	8 17			
												183	H	Eastern Mich.	3 14			
												183	H	Eastern Mich.	2 9			
												183	H	Eastern Mich.	1 7			
												200	A	Valparaiso	2 8			
												211	A	Buffalo	3 6			
												211	A	Buffalo	2 1			
												211	A	Buffalo	1 3			
												223	A	Toledo	9 3			
												223	A	Toledo	16 2			
												223	A	Toledo	7 4			
												228	A	SIUE	3 4			
												228	A	SIUE	7 9			
												228	A	SIUE	3 5			
												228	A	SIUE	2 4			
												242	A	Milwaukee	0 3			

Non-Div. I Games:

Northern Ill.

RPI	S	Opponent	Score	
242	H	Milwaukee	0	2
250	N	South Dakota St.	2	7
263	N	Villanova	6	4
264	A	Evansville	1	0
264	A	Evansville	5	2
272	H	Bowling Green	1	9
272	H	Bowling Green	4	7
272	H	Bowling Green	11	0
282	A	Chicago St.	4	0
282	N	Chicago St.	6	7
282	N	Chicago St.	1	11

Northern Ill.

N
o
r
t
h
e
r
n
I
l
l
.

N
o
r
t
h
e
r
n
I
l
l
.

I
o
n
a

Iona

Iona

Average RPI Win:	213	WON-LOST RECORD	WINNING PCT. RANK	LAST 10 GAMES	STRENGTH OF SCHEDULE	OPP. STRENGTH OF SCHEDULE	TEAM RPI	ADJ RPI	CONF. RPI	ADJ CONF. RPI	
Average RPI Loss:	152										
DIV. I ONLY	16-33-0	.32653	263	2-8-0	204	221	262	.44175	262	25	25
DIV. I NON-CONF.	7-21-0	.25	264	0-2-0	193	198	266	.43065	266	26	26
<hr/>											
TOTALS	RPI 1-25	RPI 26-50		W-L RECORDS		RPI 51-100		RPI 101-150		RPI 150+	
16-33-0	0-0-0	1-1-0		OVERALL		0-3-0		1-13-0		14-16-0	
8-14-0	0-0-0	0-1-0		HOME		0-2-0		1-5-0		7-6-0	
8-19-0	0-0-0	1-0-0		AWAY		0-1-0		0-8-0		7-10-0	
0-0-0	0-0-0	0-0-0		NEUTRAL		0-0-0		0-0-0		0-0-0	
7-21-0	0-0-0	1-1-0		NON-CONFERENCE		0-3-0		0-8-0		6-9-0	
4-6-0	0-0-0	0-1-0		HOME		0-2-0		0-0-0		4-3-0	
3-15-0	0-0-0	1-0-		AWAY		0-1-0		0-8-0		2-6-0	
0-0-0	0-0-0	0-0-0		NEUTRAL		0-0-0		0-0-0		0-0-0	
9-12-0	0-0-0	0-0-0		CONFERENCE		0-0-0		1-5-0		8-7-0	
4-8-0	0-0-0	0-0-0		HOME		0-0-0		1-5-0		3-3-0	
5-4-0	0-0-0	0-0-0		AWAY		0-0-0		0-0-0		5-4-0	
0-0-0	0-0-0	0-0-0		NEUTRAL		0-0-0		0-0-0		0-0-0	
RPI	S	Opponent	Score	RPI	S	Opponent	Score	RPI	S	Opponent	Score
				50	A	Utah	9 7				
				50	H	Utah	5 23				
								72	A	BYU	6 7
								72	H	BYU	3 8
								72	H	BYU	4 23
								105	H	New Mexico St.	0 6
								105	H	New Mexico St.	1 24
								105	H	New Mexico St.	6 16
								115	A	Washington St.	0 10
								115	A	Washington St.	3 9
								115	A	Washington St.	4 8
								115	A	Washington St.	2 9
								135	A	San Francisco	1 4
								136	H	Grand Canyon	9 2
								136	H	Grand Canyon	7 10
								136	H	Grand Canyon	4 10
								138	A	Wichita St.	5 6
								138	A	Wichita St.	3 4
								138	A	Wichita St.	2 16
								165	A	UC Davis	6 7
								165	A	UC Davis	4 3
								165	A	UC Davis	4 9
								166	H	Indiana St.	5 10
								166	H	Indiana St.	7 6
								166	H	Indiana St.	9 7
								166	H	Indiana St.	8 11
								170	A	Creighton	5 19
								170	A	Creighton	5 6
								170	A	Creighton	2 3
								170	A	Creighton	2 1
								178	A	CSU Bakersfield	5 7
								178	A	CSU Bakersfield	5 9
LAST 10 GAMES											
				72	A	BYU	6 7	105	H	New Mexico St.	6 16
				136	H	Grand Canyon	4 10	105	H	New Mexico St.	1 24
				136	H	Grand Canyon	9 2	72	H	BYU	4 23
				136	H	Grand Canyon	7 10	238	A	Northern Colo.	9 5
				105	H	New Mexico St.	0 6	238	A	Northern Colo.	0 7

Non-Div. I Games:

Utah Valley

RPI	S	Opponent	Score	
178	A	CSU Bakersfield	0	10
208	H	Sacramento St.	1	9
208	H	Sacramento St.	4	12
208	H	Sacramento St.	7	6
238	A	Northern Colo.	0	7
238	A	Northern Colo.	9	5
238	A	Northern Colo.	6	1
245	A	UNLV	2	10
252	A	UTRGV	4	1
252	A	UTRGV	7	4
252	A	UTRGV	4	3
274	H	Incarnate Word	11	8
274	H	Incarnate Word	5	0
274	H	Incarnate Word	4	6
282	H	Chicago St.	11	10
282	H	Chicago St.	4	1
282	H	Chicago St.	3	4

Utah Valley

U
t
a
h
V
a
l
l
e
y

U
t
a
h
V
a
l
l
e
y

[illegible]

Non-Div. I Games:

Villanova

RPI	S	Opponent	Score	
259	A	Norfolk St.	3	11
259	A	Norfolk St.	7	12
260	N	Northern Ill.	4	6
270	A	Wagner	8	4
280	H	La Salle	3	2

Villanova

V
i
l
l
a
n
o
v
a

V
i
l
l
a
n
o
v
a

Average RPI Win: 212		WON-LOST	WINNING	LAST 10	STRENGTH OF		OPP. STRENGTH	TEAM	ADJ	CONF.	ADJ CONF.
Average RPI Loss: 159		RECORD	PCT. RANK	GAMES	SCHEDULE		OF SCHEDULE	RPI	RPI	RPI	RPI
DIV. I ONLY		15-35-0	.3	271	212		214	264	.43919	264	16
DIV. I NON-CONF.		8-25-0	.24242	269	187		248	274	.42481	273	13
TOTALS		RPI 1-25	RPI 26-50		W-L RECORDS		RPI 51-100		RPI 101-150		RPI 150+
15-35-0	0-6-0	0-1-0		OVERALL		0-0-0		2-4-0		13-24-0	
5-14-0	0-2-0	0-0-0		HOME		0-0-0		0-0-0		5-12-0	
10-20-0	0-4-0	0-1-0		AWAY		0-0-0		2-4-0		8-11-0	
0-1-0	0-0-0	0-0-0		NEUTRAL		0-0-0		0-0-0		0-1-0	
8-25-0	0-4-0	0-1-0		NON-CONFERENCE		0-0-0		1-2-0		7-18-0	
4-10-0	0-0-0	0-0-0		HOME		0-0-0		0-0-0		4-10-0	
4-14-0	0-4-0	0-0-0		AWAY		0-0-0		1-2-0		3-7-0	
0-1-0	0-0-0	0-0-0		NEUTRAL		0-0-0		0-0-0		0-1-0	
7-10-0	0-2-0	0-0-0		CONFERENCE		0-0-0		1-2-0		6-6-0	
1-4-0	0-2-0	0-0-0		HOME		0-0-0		0-0-0		1-2-0	
6-6-0	0-0-0	0-0-0		AWAY		0-0-0		1-2-0		5-4-0	
0-0-0	0-0-0	0-0-0		NEUTRAL		0-0-0		0-0-0		0-0-0	
RPI S	Opponent	Score		RPI S	Opponent	Score		RPI S	Opponent	Score	
14 A	Southern Miss.	2	9	30 A	Indiana	3	6	125 A	Central Ark.	9	16
14 A	Southern Miss.	2	18					125 A	Central Ark.	9	10
14 A	Southern Miss.	10	14					125 A	Central Ark.	9	3
15 H	Missouri St.	5	9					138 A	Wichita St.	4	8
15 H	Missouri St.	8	13					138 A	Wichita St.	8	7
23 A	Vanderbilt	4	7					138 A	Wichita St.	0	6
								157 A	Belmont	0	3
								157 H	Belmont	9	16
								166 H	Indiana St.	3	5
								166 H	Indiana St.	4	1
								166 H	Indiana St.	1	9
								169 A	Austin Peay	5	7
								169 H	Austin Peay	6	1
								175 H	Murray St.	4	5
								175 N	Murray St.	1	8
								190 A	Southern Ill.	2	3
								190 A	Southern Ill.	3	8
								190 A	Southern Ill.	2	5
								191 A	Bradley	0	6
								191 A	Bradley	8	2
								191 A	Bradley	11	1
								210 A	Lipscomb	1	4
								210 A	Lipscomb	3	4
								210 A	Lipscomb	10	5
								212 A	Campbell	1	8
								212 A	Campbell	13	9
								212 A	Campbell	6	2
LAST 10 GAMES				157 H	Belmont	9	16	191 A	Bradley	8	2
				138 A	Wichita St.	4	8	191 A	Bradley	0	6
				138 A	Wichita St.	8	7	191 A	Bradley	11	1
				138 A	Wichita St.	0	6	157 A	Belmont	0	3
				169 A	Austin Peay	5	7	15 H	Missouri St.	5	9

Non-Div. I Games: Southern Ind. 5 1

Evansville

Evansville

Average RPI Win:		162	WON-LOST RECORD		WINNING PCT. RANK		LAST 10 GAMES		STRENGTH OF SCHEDULE		OPP. STRENGTH OF SCHEDULE		TEAM RPI		ADJ RPI		CONF. RPI		ADJ CONF. RPI			
Average RPI Loss:		115																				
DIV. I ONLY			13-36-0		.26531	280	5-5-0		138		120		265		.43625	265	12		12			
DIV. I NON-CONF.			4-21-0		.16	283	0-1-0		140		76		284		.40732	284	11		11			
TOTALS		RPI 1-25		RPI 26-50		W-L RECORDS		RPI 51-100		RPI 101-150		RPI 150+										
13-36-0		0-2-0		1-1-0		OVERALL		3-16-0		1-8-0		8-9-0										
8-25-0		0-1-0		1-1-0		HOME		2-10-0		1-7-0		4-6-0										
5-11-0		0-1-0		0-0-0		AWAY		1-6-0		0-1-0		4-3-0										
0-0-0		0-0-0		0-0-0		NEUTRAL		0-0-0		0-0-0		0-0-0										
4-21-0		0-2-0		1-1-0		NON-CONFERENCE		1-6-0		0-6-0		2-6-0										
4-14-0		0-1-0		1-1-0		HOME		1-2-0		0-5-0		2-5-0										
0-7-0		0-1-0		0-0-		AWAY		0-4-0		0-1-0		0-1-0										
0-0-0		0-0-0		0-0-0		NEUTRAL		0-0-0		0-0-0		0-0-0										
9-15-0		0-0-0		0-0-0		CONFERENCE		2-10-0		1-2-0		6-3-0										
4-11-0		0-0-0		0-0-0		HOME		1-8-0		1-2-0		2-1-0										
5-4-0		0-0-0		0-0-0		AWAY		1-2-0		0-0-0		4-2-0										
0-0-0		0-0-0		0-0-0		NEUTRAL		0-0-0		0-0-0		0-0-0										
RPI	S	Opponent		Score		RPI	S	Opponent		Score		RPI	S	Opponent		Score						
11	A	Stanford		2	8	32	H	Michigan		3	10	52	H	San Diego		2	9	122	A	Cal Poly	0	15
17	H	Arizona		10	16	41	H	UConn		9	5	52	H	San Diego		1	11	122	H	Cal Poly	7	11
												52	H	San Diego		15	12	126	H	Purdue	5	10
												54	A	Loyola Marymount		1	5	126	H	Purdue	7	8
												54	A	Loyola Marymount		3	6	126	H	Purdue	0	3
												54	A	Loyola Marymount		10	3	126	H	Purdue	4	12
												67	H	Washington		1	8	135	H	San Francisco	2	4
												67	H	Washington		2	5	135	H	San Francisco	7	12
												67	H	Washington		4	3	135	H	San Francisco	3	2
												70	A	Oregon		0	10	159	H	Saint Louis	3	5
												70	A	Oregon		1	2	170	H	Creighton	1	3
												70	A	Oregon		2	6	193	A	Pepperdine	8	6
												70	A	Oregon		0	3	193	A	Pepperdine	2	1
												71	H	Gonzaga		6	7	193	A	Pepperdine	8	2
												71	H	Gonzaga		8	9	202	H	Northwestern	9	15
												71	H	Gonzaga		7	13	202	H	Northwestern	3	2
												72	H	BYU		7	13	202	H	Northwestern	8	1
												72	H	BYU		3	9	202	H	Northwestern	1	7
												72	H	BYU		4	8	233	A	San Jose St.	2	4
																		233	H	San Jose St.	8	13
																		248	H	Pacific	7	2
																		248	H	Pacific	2	6
												248	H	Pacific		2	6	248	H	Pacific	5	3
												248	H	Pacific		7	2	275	A	Portland	5	7
												248	H	Pacific		5	3	275	A	Portland	7	4
												72	H	BYU		4	8	275	A	Portland	2	3
												72	H	BYU		7	13	193	A	Pepperdine	8	6
												72	H	BYU		7	13	193	A	Pepperdine	2	1
												72	H	BYU		7	13	193	A	Pepperdine	8	6

Non-Div. I Games:

Santa Clara

Average RPI Win:	208	WON-LOST RECORD	WINNING PCT. RANK	LAST 10 GAMES	STRENGTH OF SCHEDULE	OPP. STRENGTH OF SCHEDULE	TEAM RPI	ADJ RPI	CONF. RPI	ADJ CONF. RPI				
DIV. I ONLY		13-34-0	.2766	278	4-5-0	199	230	266	.43297	266	21	21		
DIV. I NON-CONF.		6-20-0	.23077	272	0-1-0	195	265	273	.42566	272	21	21		
<hr/>														
TOTALS	RPI 1-25	RPI 26-50		W-L RECORDS		RPI 51-100		RPI 101-150		RPI 150+				
13-34-0	0-1-0	0-4-0		OVERALL		0-0-0		4-7-0		9-22-0				
5-10-0	0-0-0	0-1-0		HOME		0-0-0		1-2-0		4-7-0				
7-18-0	0-1-0	0-2-0		AWAY		0-0-0		3-5-0		4-10-0				
1-6-0	0-0-0	0-1-0		NEUTRAL		0-0-0		0-0-0		1-5-0				
6-20-0	0-1-0	0-4-0		NON-CONFERENCE		0-0-0		2-3-0		4-12-0				
1-5-0	0-0-0	0-1-0		HOME		0-0-0		0-0-0		1-4-0				
4-9-0	0-1-0	0-0-		AWAY		0-0-0		2-3-0		2-3-0				
1-6-0	0-0-0	0-1-0		NEUTRAL		0-0-0		0-0-0		1-5-0				
7-14-0	0-0-0	0-0-0		CONFERENCE		0-0-0		2-4-0		5-10-0				
4-5-0	0-0-0	0-0-0		HOME		0-0-0		1-2-0		3-3-0				
3-9-0	0-0-0	0-0-0		AWAY		0-0-0		1-2-0		2-7-0				
0-0-0	0-0-0	0-0-0		NEUTRAL		0-0-0		0-0-0		0-0-0				
RPI	S	Opponent	Score		RPI	S	Opponent	Score		RPI	S	Opponent	Score	
12	A	LSU	1	8	28	A	Southeastern La.	1	11	119	A	Troy	9	5
					31	A	St. John's (NY)	3	14	119	A	Troy	0	4
					31	H	St. John's (NY)	1	4	119	A	Troy	7	16
					47	N	Louisiana	0	1	119	A	Troy	1	7
										139	A	Col. of Charleston	2	4
										139	A	Col. of Charleston	1	12
										139	A	Col. of Charleston	2	1
										141	A	Nicholls St.	10	3
										144	H	UNCW	6	3
										144	H	UNCW	4	7
										144	H	UNCW	7	20
										153	A	Delaware	4	8
										153	A	Delaware	7	17
										153	A	Delaware	4	11
										167	H	Fairfield	11	17
										168	A	Northeastern	5	2
										168	A	Northeastern	4	5
										168	A	Northeastern	4	8
										175	N	Murray St.	1	5
										180	N	Albany (NY)	3	4
										180	N	Albany (NY)	6	7
										180	N	Albany (NY)	1	3
					LAST 10 GAMES									
					230	A	James Madison	10	8	194	H	Elon	1	8
					230	A	James Madison	3	4	209	H	Fordham	4	7
					230	A	James Madison	1	5	168	A	Northeastern	5	2
					194	H	Elon	5	4	168	A	Northeastern	4	5
					194	H	Elon	7	4	168	A	Northeastern	4	8
										230	A	James Madison	3	4

Non-Div. I Games: LIU Post 3 1

Hofstra

RPI	S	Opponent	Score
230	A	James Madison	10 8
230	A	James Madison	1 5
234	A	Charleston So.	1 4
234	A	Charleston So.	3 9
234	A	Charleston So.	7 8
235	H	LIU Brooklyn	6 9
241	H	Towson	2 10
241	H	Towson	6 12
241	H	Towson	11 5
254	A	Manhattan	8 2
254	H	Manhattan	3 6
278	N	Grambling	7 8
292	N	Southern U.	4 2
296	A	NYIT	6 5
296	H	NYIT	14 3

Hofstra

Average RPI Win: 196		WON-LOST	WINNING	LAST 10	STRENGTH OF		OPP. STRENGTH	TEAM	ADJ	CONF.	ADJ CONF.
Average RPI Loss: 110		RECORD	PCT. RANK	GAMES	SCHEDULE		OF SCHEDULE	RPI	RPI	RPI	RPI
DIV. I ONLY		10-36-0	.21739	290	1-9-0		84	159	267	.43254	267
DIV. I NON-CONF.		7-12-0	.36842	233	0-4-0		27	148	187	.48274	187
TOTALS		RPI 1-25	RPI 26-50		W-L RECORDS		RPI 51-100		RPI 101-150		RPI 150+
10-36-0		0-1-0	0-4-0		OVERALL		1-13-0		1-14-0		8-4-0
9-19-0		0-1-0	0-3-0		HOME		0-9-0		1-2-0		8-4-0
1-17-0		0-0-0	0-1-0		AWAY		1-4-0		0-12-0		0-0-0
0-0-0		0-0-0	0-0-0		NEUTRAL		0-0-0		0-0-0		0-0-0
7-12-0		0-1-0	0-1-0		NON-CONFERENCE		1-10-0		0-0-0		6-0-0
6-7-0		0-1-0	0-0-0		HOME		0-6-0		0-0-0		6-0-0
1-5-0		0-0-0	0-0-0		AWAY		1-4-0		0-0-0		0-0-0
0-0-0		0-0-0	0-0-0		NEUTRAL		0-0-0		0-0-0		0-0-0
3-24-0		0-0-0	0-3-0		CONFERENCE		0-3-0		1-14-0		2-4-0
3-12-0		0-0-0	0-3-0		HOME		0-3-0		1-2-0		2-4-0
0-12-0		0-0-0	0-0-0		AWAY		0-0-0		0-12-0		0-0-0
0-0-0		0-0-0	0-0-0		NEUTRAL		0-0-0		0-0-0		0-0-0
RPI S	Opponent	Score	RPI S	Opponent	Score	RPI S	Opponent	Score	RPI S	Opponent	Score
6 H	TCU	0 3	37 A	Texas A&M	1 8	61 A	DBU	6 10	103 A	Houston Baptist	4 9
			42 H	McNeese	5 8	61 H	DBU	7 11	103 A	Houston Baptist	7 8
			42 H	McNeese	4 7	68 H	Sam Houston St.	3 13	103 A	Houston Baptist	3 10
			42 H	McNeese	5 18	68 H	Sam Houston St.	12 19	108 H	Lamar University	11 17
						68 H	Sam Houston St.	3 14	108 H	Lamar University	8 13
						79 H	Michigan St.	2 9	108 H	Lamar University	9 0
						79 H	Michigan St.	5 14	125 A	Central Ark.	2 10
						79 H	Michigan St.	7 19	125 A	Central Ark.	8 16
						79 H	Michigan St.	7 9	125 A	Central Ark.	1 2
						92 A	UT Arlington	9 1	130 A	New Orleans	6 12
						92 H	UT Arlington	4 5	130 A	New Orleans	6 8
						100 A	Kansas St.	3 14	130 A	New Orleans	8 9
						100 A	Kansas St.	1 11	150 A	SFA	8 11
						100 A	Kansas St.	5 6	150 A	SFA	6 14
									150 A	SFA	2 4
									170 H	Creighton	4 3
									170 H	Creighton	8 7
									170 H	Creighton	3 2
									227 H	Northwestern St.	9 4
									227 H	Northwestern St.	3 6
									227 H	Northwestern St.	3 10
									249 H	North Dakota St.	5 3
									249 H	North Dakota St.	9 1
									249 H	North Dakota St.	4 1
									274 H	Incarnate Word	3 6
									274 H	Incarnate Word	4 5
									274 H	Incarnate Word	5 0
LAST 10 GAMES			61 A	DBU	6 10	125 A	Central Ark.	8 16	249 H	North Dakota St.	9 1
			227 H	Northwestern St.	3 6	125 A	Central Ark.	1 2	249 H	North Dakota St.	4 1
			227 H	Northwestern St.	9 4	100 A	Kansas St.	3 14	274 H	Incarnate Word	3 6
			227 H	Northwestern St.	3 10	100 A	Kansas St.	1 11	274 H	Incarnate Word	4 5
			125 A	Central Ark.	2 10	100 A	Kansas St.	5 6	274 H	Incarnate Word	5 0

Non-Div. I Games: Tex. Permian Basin 13 5 Baker 7 0 Tex. Permian Basin 3 2

Abilene Christian

Average RPI Win: 250		WON-LOST	WINNING	LAST 10	STRENGTH OF		OPP. STRENGTH	TEAM	ADJ	CONF.	ADJ CONF.
Average RPI Loss: 183		RECORD	PCT. RANK	GAMES	SCHEDULE		OF SCHEDULE	RPI	RPI	RPI	RPI
DIV. I ONLY		16-28-0	.36364	246	5-5-0		276	278	268	.43034	268
DIV. I NON-CONF.		4-15-0	.21053	278	2-0-0		145	206	257	.4393	257
TOTALS		RPI 1-25	RPI 26-50		W-L RECORDS		RPI 51-100		RPI 101-150		RPI 150+
16-28-0	0-4-0	0-0-0		OVERALL		2-3-0		0-3-0		14-18-0	
8-4-0	0-0-0	0-0-0		HOME		1-0-0		0-0-0		7-4-0	
8-22-0	0-2-0	0-0-0		AWAY		1-3-0		0-3-0		7-14-0	
0-2-0	0-2-0	0-0-0		NEUTRAL		0-0-0		0-0-0		0-0-0	
4-15-0	0-4-0	0-0-0		NON-CONFERENCE		1-1-0		0-3-0		3-7-0	
2-0-0	0-0-0	0-0-0		HOME		1-0-0		0-0-0		1-0-0	
2-13-0	0-2-0	0-0-		AWAY		0-1-0		0-3-0		2-7-0	
0-2-0	0-2-0	0-0-0		NEUTRAL		0-0-0		0-0-0		0-0-0	
12-13-0	0-0-0	0-0-0		CONFERENCE		1-2-0		0-0-0		11-11-0	
6-4-0	0-0-0	0-0-0		HOME		0-0-0		0-0-0		6-4-0	
6-9-0	0-0-0	0-0-0		AWAY		1-2-0		0-0-0		5-7-0	
0-0-0	0-0-0	0-0-0		NEUTRAL		0-0-0		0-0-0		0-0-0	
RPI S	Opponent	Score		RPI S	Opponent	Score		RPI S	Opponent	Score	
4 N	Texas Tech	1	15					91 A	Oral Roberts	0	3
4 N	Texas Tech	5	13					91 A	Oral Roberts	5	2
24 A	Mississippi St.	2	8					91 A	Oral Roberts	0	1
24 A	Mississippi St.	9	10					97 A	Iowa	1	4
								97 H	Iowa	7	5
								140 A	Southeast Mo. St.	4	5
								140 A	Southeast Mo. St.	1	5
								140 A	Southeast Mo. St.	2	22
								159 A	Saint Louis	6	7
								190 A	Southern Ill.	2	3
								190 A	Southern Ill.	6	8
								190 A	Southern Ill.	2	12
								228 A	SIUE	3	9
								228 H	SIUE	21	4
								249 A	North Dakota St.	0	8
								249 A	North Dakota St.	3	6
								249 A	North Dakota St.	2	5
								249 H	North Dakota St.	0	1
								249 H	North Dakota St.	5	7
								249 H	North Dakota St.	5	1
								250 A	South Dakota St.	7	8
								250 A	South Dakota St.	7	5
								250 A	South Dakota St.	8	18
								250 H	South Dakota St.	5	13
								250 H	South Dakota St.	7	2
								250 H	South Dakota St.	8	4
								271 A	Dayton	7	5
								271 A	Dayton	0	6
								271 A	Dayton	1	4
								278 A	Omaha	2	4
								278 A	Omaha	14	4
								278 A	Omaha	11	10
LAST 10 GAMES											
249 A	North Dakota St.	3	6	250 A	South Dakota St.	7	5	271 A	Dayton	0	6
249 A	North Dakota St.	0	8	97 H	Iowa	7	5	271 A	Dayton	1	4
249 A	North Dakota St.	2	5	278 H	Omaha	3	1	278 A	Omaha	2	4
250 A	South Dakota St.	7	8	281 A	Illinois St.	4	1	278 A	Omaha	14	4
250 A	South Dakota St.	8	18	298 A	Fort Wayne	15	5	278 A	Omaha	11	10

Non-Div. I Games: St. Ambrose 9 0 Robert Morris-Peoria 12 1

Western Ill.

Western Illinois.

Western Illinois.

Western Ill.

Average RPI Win:	196	WON-LOST	WINNING	LAST 10	STRENGTH OF	OPP. STRENGTH	TEAM	ADJ	CONF.	ADJ CONF.					
Average RPI Loss:	175	RECORD	PCT. RANK	GAMES	SCHEDULE	OF SCHEDULE	RPI	RPI	RPI	RPI					
DIV. I ONLY		15-37-0	.28846	275	1-9-0	216	258	269	.42974	269	24	24			
DIV. I NON-CONF.		6-16-0	.27273	259	0-2-0	226	229	248	.44405	248	23	23			
<hr/>															
TOTALS	RPI 1-25	RPI 26-50		W-L RECORDS		RPI 51-100		RPI 101-150		RPI 150+					
15-37-0	0-0-0	0-0-0		OVERALL		2-4-0		2-12-0		11-21-0					
7-11-0	0-0-0	0-0-0		HOME		0-1-0		1-4-0		6-6-0					
8-24-0	0-0-0	0-0-0		AWAY		2-3-0		1-8-0		5-13-0					
0-2-0	0-0-0	0-0-0		NEUTRAL		0-0-0		0-0-0		0-2-0					
<hr/>															
6-16-0	0-0-0	0-0-0		NON-CONFERENCE		2-4-0		1-3-0		3-9-0					
1-2-0	0-0-0	0-0-0		HOME		0-1-0		0-0-0		1-1-0					
5-12-0	0-0-0	0-0-		AWAY		2-3-0		1-3-0		2-6-0					
0-2-0	0-0-0	0-0-0		NEUTRAL		0-0-0		0-0-0		0-2-0					
<hr/>															
9-21-0	0-0-0	0-0-0		CONFERENCE		0-0-0		1-9-0		8-12-0					
6-9-0	0-0-0	0-0-0		HOME		0-0-0		1-4-0		5-5-0					
3-12-0	0-0-0	0-0-0		AWAY		0-0-0		0-5-0		3-7-0					
0-0-0	0-0-0	0-0-0		NEUTRAL		0-0-0		0-0-0		0-0-0					
<hr/>															
RPI	S	Opponent	Score	RPI	S	Opponent	Score	RPI	S	Opponent	Score				
				57 A Georgia Tech				6	15	102 A Wright St.			7	10	
				57 A Georgia Tech				6	14	102 A Wright St.			6	7	
				57 A Georgia Tech				12	3	102 H Wright St.			8	11	
				76 A Kent St.				11	6	102 H Wright St.			4	16	
				76 A Kent St.				6	13	102 H Wright St.			5	2	
				76 H Kent St.				3	6	123 A Morehead St.			9	23	
								127 A Ill.-Chicago			2	10			
								127 A Ill.-Chicago			0	1			
								127 A Ill.-Chicago			0	3			
								127 H Ill.-Chicago			2	6			
								127 H Ill.-Chicago			2	23			
								128 A Pittsburgh			2	3			
								143 A Canisius			4	2			
								148 A Ohio St.			8	12			
								166 N Indiana St.			4	14			
								169 A Austin Peay			2	9			
								200 A Valparaiso			4	3			
								200 A Valparaiso			2	6			
								200 H Valparaiso			7	10			
								200 H Valparaiso			9	7			
				200 H Valparaiso			6	5							
				222 H Ohio			5	6							
				224 A Northern Ky.			3	6							
				224 A Northern Ky.			8	15							
				224 A Northern Ky.			8	7							
				224 H Northern Ky.			3	5							
				224 H Northern Ky.			3	4							

Non-Div. I Games:

Youngstown St.

RPI	S	Opponent	Score	
231	A	Eastern Ky.	0	11
231	A	Eastern Ky.	3	8
231	A	Eastern Ky.	6	11
232	A	Oakland	5	7
232	A	Oakland	6	8
232	H	Oakland	5	4
232	H	Oakland	6	10
232	H	Oakland	12	4
242	A	Milwaukee	0	3
242	A	Milwaukee	5	14
242	A	Milwaukee	6	5
242	H	Milwaukee	5	1
242	H	Milwaukee	2	5
251	A	Richmond	2	5
251	A	Richmond	1	7
251	A	Richmond	8	5
272	A	Bowling Green	3	1
272	H	Bowling Green	6	5
281	N	Illinois St.	7	13

Youngstown St.

Y
o
u
n
g
s
t
o
w
n
s
t
.

Y
o
u
n
g
s
t
o
w
n
s
t
.

Average RPI Win: 234		WON-LOST RECORD		WINNING PCT. RANK		LAST 10 GAMES		STRENGTH OF SCHEDULE		OPP. STRENGTH OF SCHEDULE		TEAM RPI		ADJ RPI		CONF. RPI		ADJ CONF. RPI					
DIV. I ONLY		18-25-0		.4186 221		5-5-0		283		280		270		.42876 270		30		30					
DIV. I NON-CONF.		8-14-0		.36364 236		0-1-0		283		269		262		.43495 262		27		27					
TOTALS		RPI 1-25		RPI 26-50		W-L RECORDS		RPI 51-100		RPI 101-150		RPI 150+											
18-25-0		0-0-0		0-1-0		OVERALL		0-1-0		3-6-0		15-17-0											
8-10-0		0-0-0		0-0-0		HOME		0-0-0		3-3-0		5-7-0											
8-13-0		0-0-0		0-1-0		AWAY		0-1-0		0-3-0		8-8-0											
2-2-0		0-0-0		0-0-0		NEUTRAL		0-0-0		0-0-0		2-2-0											
8-14-0		0-0-0		0-1-0		NON-CONFERENCE		0-1-0		2-3-0		6-9-0											
2-1-0		0-0-0		0-0-0		HOME		0-0-0		2-0-0		0-1-0											
4-11-0		0-0-0		0-0-		AWAY		0-1-0		0-3-0		4-6-0											
2-2-0		0-0-0		0-0-0		NEUTRAL		0-0-0		0-0-0		2-2-0											
10-11-0		0-0-0		0-0-0		CONFERENCE		0-0-0		1-3-0		9-8-0											
6-9-0		0-0-0		0-0-0		HOME		0-0-0		1-3-0		5-6-0											
4-2-0		0-0-0		0-0-0		AWAY		0-0-0		0-0-0		4-2-0											
0-0-0		0-0-0		0-0-0		NEUTRAL		0-0-0		0-0-0		0-0-0											
RPI	S	Opponent		Score		RPI	S	Opponent		Score		RPI	S	Opponent		Score							
						31	A	St. John's (NY)		2	6	82	A	Seton Hall		2	9						
														106	A	Rutgers		10	12				
														106	A	Rutgers		2	9				
														134	H	St. Bonaventure		4	1				
														134	H	St. Bonaventure		6	5				
														141	A	Nicholls St.		4	11				
														147	H	Bryant		4	5				
														147	H	Bryant		7	1				
														147	H	Bryant		5	6				
														147	H	Bryant		0	1				
														153	A	Delaware		6	19				
														153	A	Delaware		7	15				
														153	A	Delaware		8	21				
														162	H	Central Conn. St.		4	7				
														162	H	Central Conn. St.		5	4				
														162	H	Central Conn. St.		7	10				
														162	H	Central Conn. St.		5	2				
														215	N	Holy Cross		2	3				
														215	N	Holy Cross		6	2				
														235	H	LIU Brooklyn		12	0				
														235	H	LIU Brooklyn		1	5				
														235	H	LIU Brooklyn		8	5				
														235	H	LIU Brooklyn		7	8				
														241	A	Towson		2	3				
														241	A	Towson		3	6				
														241	A	Towson		1	2				
														243	A	Rider		14	7				
														257	A	Sacred Heart		4	3				
LAST 10 GAMES																							
						162	H	Central Conn. St.		5	4	290	A	Fairleigh Dickinson		5	4	241	A	Towson		2	3
						162	H	Central Conn. St.		4	7	290	A	Fairleigh Dickinson		8	10	241	A	Towson		3	6
						162	H	Central Conn. St.		7	10	106	A	Rutgers		10	12	241	A	Towson		1	2
						162	H	Central Conn. St.		5	2	235	H	LIU Brooklyn		12	0	243	A	Rider		14	7
						290	A	Fairleigh Dickinson		6	3	235	H	LIU Brooklyn		7	8	257	A	Sacred Heart		4	3

Non-Div. I Games:

Wagner

RPI	S	Opponent	Score	
257	A	Sacred Heart	6	1
257	A	Sacred Heart	4	6
263	H	Villanova	4	8
278	N	Grambling	19	3
290	A	Fairleigh Dickinson	8	10
290	A	Fairleigh Dickinson	6	3
290	A	Fairleigh Dickinson	5	4
290	H	Fairleigh Dickinson	5	7
290	H	Fairleigh Dickinson	3	0
290	H	Fairleigh Dickinson	2	4
292	N	Southern U.	4	11
296	A	NYIT	5	0
296	A	NYIT	4	0
299	A	Saint Peter's	9	2

Average RPI Win:	212	WON-LOST RECORD	WINNING PCT. RANK	LAST 10 GAMES	STRENGTH OF SCHEDULE	OPP. STRENGTH OF SCHEDULE	TEAM RPI	ADJ RPI	CONF. RPI	ADJ CONF. RPI	
Average RPI Loss:	188										
DIV. I ONLY	17-35-0	.32692	261	3-7-0	253	247	271	.42802	271	22	22
DIV. I NON-CONF.	11-20-0	.35484	240	1-2-0	274	264	268	.43034	268	24	24
<hr/>											
TOTALS	RPI 1-25	RPI 26-50		W-L RECORDS	RPI 51-100		RPI 101-150		RPI 150+		
17-35-0	0-0-0	0-1-0		OVERALL	0-0-0		3-9-0		14-25-0		
8-10-0	0-0-0	0-0-0		HOME	0-0-0		2-1-0		6-9-0		
7-22-0	0-0-0	0-0-0		AWAY	0-0-0		1-7-0		6-15-0		
2-3-0	0-0-0	0-1-0		NEUTRAL	0-0-0		0-1-0		2-1-0		
<hr/>											
11-20-0	0-0-0	0-1-0		NON-CONFERENCE	0-0-0		1-5-0		10-14-0		
5-4-0	0-0-0	0-0-0		HOME	0-0-0		0-0-0		5-4-0		
4-13-0	0-0-0	0-0-		AWAY	0-0-0		1-4-0		3-9-0		
2-3-0	0-0-0	0-1-0		NEUTRAL	0-0-0		0-1-0		2-1-0		
<hr/>											
6-15-0	0-0-0	0-0-0		CONFERENCE	0-0-0		2-4-0		4-11-0		
3-6-0	0-0-0	0-0-0		HOME	0-0-0		2-1-0		1-5-0		
3-9-0	0-0-0	0-0-0		AWAY	0-0-0		0-3-0		3-6-0		
0-0-0	0-0-0	0-0-0		NEUTRAL	0-0-0		0-0-0		0-0-0		
<hr/>											
RPI S	Opponent	Score	RPI S	Opponent	Score	RPI S	Opponent	Score	RPI S	Opponent	Score
			35 N	Maryland	2 11				102 A	Wright St.	4 5
									102 A	Wright St.	4 5
									107 H	VCU	4 2
									107 H	VCU	7 6
									107 H	VCU	1 9
									113 N	William & Mary	0 7
									134 A	St. Bonaventure	4 6
									134 A	St. Bonaventure	14 18
									134 A	St. Bonaventure	0 9
									142 A	Furman	12 11
									142 A	Furman	3 9
									142 A	Furman	7 9
									154 A	Butler	0 4
									159 A	Saint Louis	2 4
									159 A	Saint Louis	3 5
									159 A	Saint Louis	6 5
									160 A	Ball St.	0 6
									160 A	Ball St.	3 4
									160 H	Ball St.	2 10
									160 H	Ball St.	3 2
									186 N	UMass Lowell	13 8
			LAST 10 GAMES						188 H	George Mason	6 8
			272 A	Bowling Green	10 17	102 A	Wright St.	4 5	188 H	George Mason	1 7
			237 A	Saint Joseph's	4 6	107 H	VCU	7 6	188 H	George Mason	5 10
			237 A	Saint Joseph's	1 4	107 H	VCU	4 2	204 N	UNC Asheville	6 12
			237 A	Saint Joseph's	1 7	107 H	VCU	1 9	206 N	Georgetown	8 7
			223 A	Toledo	4 1	256 A	Massachusetts	0 3	221 A	Miami (OH)	6 7

Non-Div. I Games:

Dayton

RPI	S	Opponent	Score	
221	H	Miami (OH)	9	16
222	A	Ohio	2	5
223	A	Toledo	4	1
223	H	Toledo	7	11
224	H	Northern Ky.	10	3
231	A	Eastern Ky.	3	2
237	A	Saint Joseph's	4	6
237	A	Saint Joseph's	1	4
237	A	Saint Joseph's	1	7
251	H	Richmond	1	11
251	H	Richmond	5	10
251	H	Richmond	6	5
253	A	USC Upstate	20	21
256	A	Massachusetts	5	2
256	A	Massachusetts	7	2
256	A	Massachusetts	0	3
268	H	Western Ill.	4	1
268	H	Western Ill.	6	0
268	H	Western Ill.	5	7
272	A	Bowling Green	10	17
272	H	Bowling Green	3	1
281	A	Illinois St.	2	4
281	A	Illinois St.	10	2
281	A	Illinois St.	2	7

Dayton

D
a
y
t
o
n

D
a
y
t
o
n

Average RPI Win:	208	WON-LOST RECORD	WINNING PCT. RANK	LAST 10 GAMES	STRENGTH OF SCHEDULE	OPP. STRENGTH OF SCHEDULE	TEAM RPI	ADJ RPI	CONF. RPI	ADJ CONF. RPI		
DIV. I ONLY		15-32-0	.31915	265	5-5-0	248	227	272	.42789	272	23	23
DIV. I NON-CONF.		5-16-0	.2381	271	1-1-0	214	244	275	.42475	274	19	19
<hr/>												
TOTALS	RPI 1-25	RPI 26-50		W-L RECORDS		RPI 51-100		RPI 101-150		RPI 150+		
15-32-0	0-0-0	0-3-0		OVERALL		1-1-0		2-7-0		12-21-0		
7-10-0	0-0-0	0-0-0		HOME		1-0-0		1-2-0		5-8-0		
5-21-0	0-0-0	0-3-0		AWAY		0-1-0		1-5-0		4-12-0		
3-1-0	0-0-0	0-0-0		NEUTRAL		0-0-0		0-0-0		3-1-0		
<hr/>												
5-16-0	0-0-0	0-3-0		NON-CONFERENCE		0-0-0		1-5-0		4-8-0		
1-3-0	0-0-0	0-0-0		HOME		0-0-0		0-0-0		1-3-0		
1-12-0	0-0-0	0-0-		AWAY		0-0-0		1-5-0		0-4-0		
3-1-0	0-0-0	0-0-0		NEUTRAL		0-0-0		0-0-0		3-1-0		
<hr/>												
10-16-0	0-0-0	0-0-0		CONFERENCE		1-1-0		1-2-0		8-13-0		
6-7-0	0-0-0	0-0-0		HOME		1-0-0		1-2-0		4-5-0		
4-9-0	0-0-0	0-0-0		AWAY		0-1-0		0-0-0		4-8-0		
0-0-0	0-0-0	0-0-0		NEUTRAL		0-0-0		0-0-0		0-0-0		
<hr/>												
RPI S	Opponent	Score	RPI S	Opponent	Score	RPI S	Opponent	Score	RPI S	Opponent	Score	
			37 A	Texas A&M	1 15	76 A	Kent St.	0 3	101 A	Jacksonville St.	0 5	
			37 A	Texas A&M	5 16	76 H	Kent St.	9 3	116 A	Middle Tenn.	8 20	
			37 A	Texas A&M	2 19				123 A	Morehead St.	6 9	
									123 A	Morehead St.	6 5	
									123 A	Morehead St.	7 11	
									133 H	Central Mich.	7 8	
									133 H	Central Mich.	3 2	
									133 H	Central Mich.	2 8	
									148 A	Ohio St.	6 7	
									157 A	Belmont	5 7	
									160 A	Ball St.	4 7	
									160 A	Ball St.	5 23	
									160 A	Ball St.	6 13	
									183 A	Eastern Mich.	6 7	
									183 A	Eastern Mich.	6 2	
									183 A	Eastern Mich.	0 3	
									210 A	Lipscomb	0 2	
									219 N	Georgia St.	4 1	
									219 N	Georgia St.	6 3	
									220 H	Niagara	1 3	
									220 H	Niagara	2 3	
			LAST 10 GAMES						221 H	Miami (OH)	4 10	
			271 H	Dayton	17 10	222 A	Ohio	5 4	221 H	Miami (OH)	6 9	
			236 H	Western Mich.	7 15	222 A	Ohio	4 9	221 H	Miami (OH)	3 1	
			236 H	Western Mich.	8 5	222 A	Ohio	1 9	222 A	Ohio	1 9	
			236 H	Western Mich.	4 3	221 H	Miami (OH)	3 1	222 A	Ohio	4 9	
			148 A	Ohio St.	6 7	221 H	Miami (OH)	6 9	222 A	Ohio	5 4	

Non-Div. I Games:

Bowling Green

RPI	S	Opponent	Score	
223	H	Toledo	4	20
223	H	Toledo	5	4
223	H	Toledo	4	8
236	H	Western Mich.	7	15
236	H	Western Mich.	8	5
236	H	Western Mich.	4	3
239	N	Army West Point	5	0
239	N	Army West Point	0	5
260	A	Northern Ill.	9	1
260	A	Northern Ill.	7	4
260	A	Northern Ill.	0	11
269	A	Youngstown St.	5	6
269	H	Youngstown St.	1	3
271	A	Dayton	1	3
271	H	Dayton	17	10

Bowling Green

B
o
w
l
i
n
g
G
r
e
e
n

B
o
w
l
i
n
g
G
r
e
e
n

Average RPI Win:	205	WON-LOST	WINNING	LAST 10	STRENGTH OF	OPP. STRENGTH	TEAM	ADJ	CONF.	ADJ CONF.		
Average RPI Loss:	187	RECORD	PCT. RANK	GAMES	SCHEDULE	OF SCHEDULE	RPI	RPI	RPI	RPI		
DIV. I ONLY		18-31-1	.37	243	5-5-0	273	218	273	.4271	273	25	25
DIV. I NON-CONF.		11-17-1	.39655	217	3-1-0	286	186	277	.42035	277	26	26
<hr/>												
TOTALS	RPI 1-25	RPI 26-50		W-L RECORDS		RPI 51-100		RPI 101-150		RPI 150+		
18-31-1	0-0-0	0-0-0		OVERALL		2-5-0		1-6-0		15-20-1		
10-15-1	0-0-0	0-0-0		HOME		0-2-0		0-3-0		10-10-1		
8-16-0	0-0-0	0-0-0		AWAY		2-3-0		1-3-0		5-10-0		
0-0-0	0-0-0	0-0-0		NEUTRAL		0-0-0		0-0-0		0-0-0		
11-17-1	0-0-0	0-0-0		NON-CONFERENCE		2-5-0		0-1-0		9-11-1		
8-8-1	0-0-0	0-0-0		HOME		0-2-0		0-0-0		8-6-1		
3-9-0	0-0-0	0-0-		AWAY		2-3-0		0-1-0		1-5-0		
0-0-0	0-0-0	0-0-0		NEUTRAL		0-0-0		0-0-0		0-0-0		
7-14-0	0-0-0	0-0-0		CONFERENCE		0-0-0		1-5-0		6-9-0		
2-7-0	0-0-0	0-0-0		HOME		0-0-0		0-3-0		2-4-0		
5-7-0	0-0-0	0-0-0		AWAY		0-0-0		1-2-0		4-5-0		
0-0-0	0-0-0	0-0-0		NEUTRAL		0-0-0		0-0-0		0-0-0		
RPI	S	Opponent	Score	RPI	S	Opponent	Score	RPI	S	Opponent	Score	
						67 A Washington	4 2	105 H New Mexico St.		4 6		
						67 A Washington	7 5	105 H New Mexico St.		2 6		
						67 H Washington	4 7	105 H New Mexico St.		5 8		
						69 A Minnesota	7 11	115 A Washington St.		4 9		
						69 A Minnesota	3 6	136 A Grand Canyon		9 8		
						69 A Minnesota	4 13	136 A Grand Canyon		0 19		
						86 H Arizona St.	4 6	136 A Grand Canyon		6 9		
								155 H UC Irvine		2 3		
								155 H UC Irvine		8 2		
								166 H Indiana St.		4 0		
								178 A CSU Bakersfield		3 5		
								178 A CSU Bakersfield		9 6		
								178 A CSU Bakersfield		6 7		
								208 H Sacramento St.		2 3		
								208 H Sacramento St.		0 9		
								208 H Sacramento St.		7 4		
								228 H SIUE		4 1		
								228 H SIUE		9 3		
								228 H SIUE		10 13		
								228 H SIUE		0 6		
								238 A Northern Colo.		14 12		
								238 A Northern Colo.		10 11		
								238 A Northern Colo.		10 1		
								245 H UNLV		7 4		
								245 H UNLV		1 0		
								245 H UNLV		3 4		
								248 A Pacific		17 4		
LAST 10 GAMES												
						86 H Arizona St.	4 6	136 A Grand Canyon		6 9		
						178 A CSU Bakersfield	9 6	136 A Grand Canyon		0 19		
						178 A CSU Bakersfield	3 5	136 A Grand Canyon		9 8		
						178 A CSU Bakersfield	6 7	245 H UNLV		1 0		
						67 A Washington	7 5	245 H UNLV		7 4		

Non-Div. I Games:

Seattle U

RPI	S	Opponent	Score	
248	A	Pacific	3	4
248	A	Pacific	4	13
248	A	Pacific	5	7
252	A	UTRGV	9	12
252	A	UTRGV	6	7
252	A	UTRGV	6	5
257	H	Sacred Heart	6	4
257	H	Sacred Heart	5	12
257	H	Sacred Heart	3	6
257	H	Sacred Heart	6	3
275	A	Portland	3	6
275	A	Portland	3	5
275	H	Portland	10	10
282	H	Chicago St.	3	4
282	H	Chicago St.	3	6
282	H	Chicago St.	7	2

Seattle U

S
e
a
t
t
l
e
U

S
e
a
t
t
l
e
U

RPI	S	Opponent	Score	
227	A	Northwestern St.	1	11
227	A	Northwestern St.	7	10
227	A	Northwestern St.	2	0
251	H	Richmond	5	7
252	H	UTRGV	4	6
262	A	Utah Valley	0	5
262	A	Utah Valley	8	11
262	A	Utah Valley	6	4
267	A	Abilene Christian	6	3
267	A	Abilene Christian	5	4
267	A	Abilene Christian	0	5
276	H	Texas Southern	17	9
276	H	Texas Southern	7	5
278	H	Omaha	9	6
278	H	Omaha	12	11
278	H	Omaha	3	0
285	A	Prairie View	17	4
285	H	Prairie View	11	1
291	H	Lafayette	6	5
291	N	Lafayette	4	3

Incarnate Word

I
n
c
a
r
n
a
t
e
W
o
r
d

I
n
c
a
r
n
a
t
e
W
o
r
d

Average RPI Win: 210		WON-LOST	WINNING	LAST 10	STRENGTH OF		OPP. STRENGTH	TEAM	ADJ	CONF.	ADJ CONF.
Average RPI Loss: 136		RECORD	PCT. RANK	GAMES	SCHEDULE		OF SCHEDULE	RPI	RPI	RPI	RPI
DIV. I ONLY		10-38-1	.21429	291	0-6-1		167	182	275	.42248	275
DIV. I NON-CONF.		5-19-1	.22	277	0-1-1		190	230	281	.41727	281
TOTALS		RPI 1-25	RPI 26-50		W-L RECORDS		RPI 51-100		RPI 101-150		RPI 150+
10-38-1	0-2-0	0-0-0		OVERALL		1-14-0		1-2-0		8-20-1	
7-10-0	0-1-0	0-0-0		HOME		1-4-0		0-0-0		6-5-0	
3-27-1	0-0-0	0-0-0		AWAY		0-10-0		1-2-0		2-15-1	
0-1-0	0-1-0	0-0-0		NEUTRAL		0-0-0		0-0-0		0-0-0	
5-19-1	0-2-0	0-0-0		NON-CONFERENCE		1-2-0		0-0-0		4-15-1	
4-4-0	0-1-0	0-0-0		HOME		1-1-0		0-0-0		3-2-0	
1-14-1	0-0-0	0-0-0		AWAY		0-1-0		0-0-0		1-13-1	
0-1-0	0-1-0	0-0-0		NEUTRAL		0-0-0		0-0-0		0-0-0	
5-19-0	0-0-0	0-0-0		CONFERENCE		0-12-0		1-2-0		4-5-0	
3-6-0	0-0-0	0-0-0		HOME		0-3-0		0-0-0		3-3-0	
2-13-0	0-0-0	0-0-0		AWAY		0-9-0		1-2-0		1-2-0	
0-0-0	0-0-0	0-0-0		NEUTRAL		0-0-0		0-0-0		0-0-0	
RPI S	Opponent	Score		RPI S	Opponent	Score		RPI S	Opponent	Score	
1 H	Oregon St.	3	4					135 A	San Francisco	4	1
1 N	Oregon St.	1	7					135 A	San Francisco	2	12
								135 A	San Francisco	0	4
								155 A	UC Irvine	1	3
								155 A	UC Irvine	3	5
								155 A	UC Irvine	3	6
								171 A	CSUN	0	3
								171 A	CSUN	0	6
								171 A	CSUN	4	3
								178 A	CSU Bakersfield	3	6
								178 A	CSU Bakersfield	3	7
								178 A	CSU Bakersfield	4	11
								178 A	CSU Bakersfield	5	7
								193 H	Pepperdine	8	14
								193 H	Pepperdine	2	1
								193 H	Pepperdine	6	12
								202 H	Northwestern	5	9
								202 H	Northwestern	4	6
								202 H	Northwestern	5	2
								213 A	Air Force	10	11
								213 A	Air Force	3	11
								245 A	UNLV	1	5
								245 A	UNLV	1	4
								248 A	Pacific	0	2
								248 A	Pacific	1	3
								248 A	Pacific	10	7
								245 A	UNLV	1	4
								245 A	UNLV	1	5
								265 H	Santa Clara	7	5
LAST 10 GAMES											
273 A	Seattle U	10	10	248 A	Pacific	0	2	245 A	UNLV	1	4
1 N	Oregon St.	1	7	248 A	Pacific	1	3	248 A	Pacific	0	2
72 A	BYU	3	16	248 A	Pacific	10	7	248 A	Pacific	1	3
72 A	BYU	3	11	245 A	UNLV	1	4	248 A	Pacific	10	7
72 A	BYU	19	23	245 A	UNLV	1	5	265 H	Santa Clara	7	5

Non-Div. I Games:

Portland

RPI	S	Opponent	Score	
265	H	Santa Clara	4	7
265	H	Santa Clara	3	2
273	A	Seattle U	10	10
273	H	Seattle U	5	3
273	H	Seattle U	6	3

Portland

P
o
r
t
l
a
n
d

P
o
r
t
l
a
n
d

Average RPI Win:		264	WON-LOST RECORD		WINNING PCT. RANK	LAST 10 GAMES		STRENGTH OF SCHEDULE		OPP. STRENGTH OF SCHEDULE	TEAM RPI	ADJ RPI	CONF. RPI	ADJ CONF. RPI					
Average RPI Loss:		192																	
DIV. I ONLY			16-32-0		.33333	260	2-8-0		277	292	276	.41976	276	31	31				
DIV. I NON-CONF.			2-19-0		.09524	295	0-5-0		109	125	270	.42809	270	31	31				
TOTALS		RPI 1-25		RPI 26-50		W-L RECORDS		RPI 51-100		RPI 101-150		RPI 150+							
16-32-0		0-3-0		0-0-0		OVERALL		0-4-0		2-6-0		14-19-0							
9-3-0		0-0-0		0-0-0		HOME		0-0-0		0-0-0		9-3-0							
7-28-0		0-1-0		0-0-0		AWAY		0-4-0		2-6-0		5-14-0							
0-1-0		0-0-0		0-0-0		NEUTRAL		0-0-0		0-0-0		0-1-0							
2-19-0		0-3-0		0-0-0		NON-CONFERENCE		0-4-0		2-6-0		0-6-0							
0-0-0		0-0-0		0-0-0		HOME		0-0-0		0-0-0		0-0-0							
2-19-0		0-3-0		0-0-		AWAY		0-4-0		2-6-0		0-6-0							
0-0-0		0-0-0		0-0-0		NEUTRAL		0-0-0		0-0-0		0-0-0							
14-13-0		0-0-0		0-0-0		CONFERENCE		0-0-0		0-0-0		14-13-0							
9-3-0		0-0-0		0-0-0		HOME		0-0-0		0-0-0		9-3-0							
5-9-0		0-0-0		0-0-0		AWAY		0-0-0		0-0-0		5-9-0							
0-1-0		0-0-0		0-0-0		NEUTRAL		0-0-0		0-0-0		0-1-0							
RPI	S	Opponent		Score		RPI	S	Opponent		Score		RPI	S	Opponent		Score			
4	A	Texas Tech		4	8			59	A	Kansas		4	20	103	A	Houston Baptist		4	1
4	A	Texas Tech		7	14			59	A	Kansas		0	10	108	A	Lamar University		2	5
22	A	Houston		3	16			59	A	Kansas		4	8	108	A	Lamar University		2	3
								59	A	Kansas		2	11	141	A	Nicholls St.		1	10
														141	A	Nicholls St.		3	2
														141	A	Nicholls St.		1	2
														150	A	SFA		0	14
														150	A	SFA		0	7
														226	A	Jackson St.		4	12
														226	A	Jackson St.		1	11
														226	N	Jackson St.		0	15
														252	A	UTRGV		4	11
														252	A	UTRGV		4	5
														252	A	UTRGV		0	9
														252	A	UTRGV		2	12
														274	A	Incarnate Word		5	7
														274	A	Incarnate Word		9	17
														278	A	Grambling		11	7
														278	A	Grambling		3	13
														278	A	Grambling		1	7
														278	H	Grambling		12	11
														278	H	Grambling		5	6
														278	H	Grambling		6	5
														284	A	Ark.-Pine Bluff		3	4
														284	A	Ark.-Pine Bluff		7	2
														284	A	Ark.-Pine Bluff		9	5
														284	H	Ark.-Pine Bluff		7	4
LAST 10 GAMES																			
						292	H	Southern U.		6	8	278	A	Grambling		11	7		
						59	A	Kansas		0	10	278	A	Grambling		3	13		
						59	A	Kansas		4	8	278	A	Grambling		1	7		
						59	A	Kansas		2	11	108	A	Lamar University		2	3		
						59	A	Kansas		4	20	284	A	Ark.-Pine Bluff		7	2		

Non-Div. I Games:

Texas Southern

RPI	S	Opponent	Score	
284	H	Ark.-Pine Bluff	11	14
284	H	Ark.-Pine Bluff	9	5
285	A	Prairie View	6	4
285	A	Prairie View	8	0
285	A	Prairie View	2	3
285	H	Prairie View	3	0
285	H	Prairie View	8	4
285	H	Prairie View	8	6
292	A	Southern U.	6	8
292	A	Southern U.	11	12
292	A	Southern U.	5	8
292	H	Southern U.	6	8
292	H	Southern U.	9	1
292	H	Southern U.	11	1

Texas Southern

T
e
x
a
s
S
o
u
t
h
e
r
n

T
e
x
a
s
S
o
u
t
h
e
r
n

Average RPI Win: 266		WON-LOST	WINNING		LAST 10	STRENGTH OF		OPP. STRENGTH	TEAM	ADJ		CONF.	ADJ CONF.
Average RPI Loss: 240		RECORD	PCT. RANK		GAMES	SCHEDULE		OF SCHEDULE	RPI	RPI		RPI	RPI
DIV. I ONLY		20-23-0	.46512	181	6-4-0	292		298	277	.41975	277	28	28
DIV. I NON-CONF.		6-13-0	.31579	249	1-2-0	276		283	280	.41772	280	29	29
TOTALS		RPI 1-25	RPI 26-50		W-L RECORDS		RPI 51-100		RPI 101-150		RPI 150+		
20-23-0		0-0-0	0-0-0		OVERALL		0-0-0		1-1-0		19-22-0		
10-8-0		0-0-0	0-0-0		HOME		0-0-0		1-1-0		9-7-0		
10-14-0		0-0-0	0-0-0		AWAY		0-0-0		0-0-0		10-14-0		
0-1-0		0-0-0	0-0-0		NEUTRAL		0-0-0		0-0-0		0-1-0		
6-13-0		0-0-0	0-0-0		NON-CONFERENCE		0-0-0		1-1-0		5-12-0		
3-3-0		0-0-0	0-0-0		HOME		0-0-0		1-1-0		2-2-0		
3-9-0		0-0-0	0-0-		AWAY		0-0-0		0-0-0		3-9-0		
0-1-0		0-0-0	0-0-0		NEUTRAL		0-0-0		0-0-0		0-1-0		
14-10-0		0-0-0	0-0-0		CONFERENCE		0-0-0		0-0-0		14-10-0		
7-5-0		0-0-0	0-0-0		HOME		0-0-0		0-0-0		7-5-0		
7-5-0		0-0-0	0-0-0		AWAY		0-0-0		0-0-0		7-5-0		
0-0-0		0-0-0	0-0-0		NEUTRAL		0-0-0		0-0-0		0-0-0		
RPI	S	Opponent	Score	RPI	S	Opponent	Score	RPI	S	Opponent	Score	RPI	S
										134 H St. Bonaventure	0	8	
										134 H St. Bonaventure	5	4	
										153 A Delaware	5	15	
										176 A George Washington	6	9	
										176 H George Washington	4	12	
										201 A Navy	2	3	
										201 H Navy	0	18	
										229 A The Citadel	7	1	
										229 A The Citadel	5	6	
										229 A The Citadel	0	4	
										234 A Charleston So.	1	3	
										234 A Charleston So.	9	2	
										234 A Charleston So.	2	3	
										241 A Towson	6	7	
										241 H Towson	8	1	
										243 N Rider	2	4	
										259 A Norfolk St.	6	4	
										259 A Norfolk St.	4	2	
										259 A Norfolk St.	5	4	
										259 A Norfolk St.	1	3	
										259 A Norfolk St.	3	1	
										259 A Norfolk St.	0	5	
										259 H Norfolk St.	19	3	
										259 H Norfolk St.	2	3	
										259 H Norfolk St.	4	6	
										280 A La Salle	2	4	
										280 H La Salle	4	2	
LAST 10 GAMES													
				134 H St. Bonaventure	5	4	259 A Norfolk St.	6	4	259 H Norfolk St.			
				134 H St. Bonaventure	0	8	259 A Norfolk St.	4	2	259 H Norfolk St.	2	3	
				294 H Coppin St.	9	11	259 A Norfolk St.	0	5	259 H Norfolk St.	4	6	
				294 H Coppin St.	12	8	176 H George Washington	4	12	280 A La Salle	2	4	
				294 H Coppin St.	8	4	288 H UMES	9	0	280 H La Salle	4	2	

Non-Div. I Games:

Delaware St.

RPI	S	Opponent	Score	
288	A	UMES	2	0
288	A	UMES	1	8
288	A	UMES	2	3
288	H	UMES	3	2
288	H	UMES	7	4
288	H	UMES	9	0
290	A	Fairleigh Dickinson	8	7
294	A	Coppin St.	5	3
294	A	Coppin St.	3	8
294	A	Coppin St.	13	6
294	H	Coppin St.	7	9
294	H	Coppin St.	8	4
294	H	Coppin St.	12	8
294	H	Coppin St.	9	11
294	H	Coppin St.	3	14
294	H	Coppin St.	15	5

Delaware St.

D
e
l
a
w
a
r
e
S
t
.

D
e
l
a
w
a
r
e
S
t
.

Average RPI Win:		285	WON-LOST		WINNING		LAST 10		STRENGTH OF		OPP. STRENGTH		TEAM		ADJ		CONF.		ADJ CONF.				
Average RPI Loss:		181	RECORD		PCT. RANK		GAMES		SCHEDULE		OF SCHEDULE		RPI		RPI		RPI		RPI				
DIV. I ONLY			18-28-0		.3913 235		5-3-0		288		290		278		.41581 278		31		31				
DIV. I NON-CONF.			1-16-0		.05882 298		0-2-0		126		92		285		.4014 285		31		31				
TOTALS		RPI 1-25		RPI 26-50		W-L RECORDS		RPI 51-100		RPI 101-150		RPI 150+											
18-28-0		0-3-0		0-1-0		OVERALL		0-3-0		0-4-0		18-17-0											
8-5-0		0-0-0		0-0-0		HOME		0-0-0		0-0-0		8-5-0											
7-16-0		0-3-0		0-1-0		AWAY		0-3-0		0-2-0		7-7-0											
3-7-0		0-0-0		0-0-0		NEUTRAL		0-0-0		0-2-0		3-5-0											
1-16-0		0-3-0		0-1-0		NON-CONFERENCE		0-3-0		0-4-0		1-5-0											
0-1-0		0-0-0		0-0-0		HOME		0-0-0		0-0-0		0-1-0											
0-11-0		0-3-0		0-0-		AWAY		0-3-0		0-2-0		0-2-0											
1-4-0		0-0-0		0-0-0		NEUTRAL		0-0-0		0-2-0		1-2-0											
17-12-0		0-0-0		0-0-0		CONFERENCE		0-0-0		0-0-0		17-12-0											
8-4-0		0-0-0		0-0-0		HOME		0-0-0		0-0-0		8-4-0											
7-5-0		0-0-0		0-0-0		AWAY		0-0-0		0-0-0		7-5-0											
2-3-0		0-0-0		0-0-0		NEUTRAL		0-0-0		0-0-0		2-3-0											
RPI	S	Opponent		Score		RPI	S	Opponent		Score		RPI	S	Opponent		Score		RPI	S	Opponent		Score	
12	A	LSU		2	13	33	A	Louisiana Tech		1	15	61	A	DBU		0	3	108	A	Lamar University		2	11
16	A	Oklahoma		2	11							61	A	DBU		0	15	127	N	Ill.-Chicago		3	9
16	A	Oklahoma		2	10							61	A	DBU		6	7	130	N	New Orleans		1	10
																		150	A	SFA		2	9
																		174	A	Alabama		2	12
																		196	N	Alabama St.		3	4
																		196	N	Alabama St.		4	12
																		196	N	Alabama St.		4	16
																		235	N	LIU Brooklyn		3	7
																		247	A	La.-Monroe		1	7
																		247	H	La.-Monroe		3	4
																		266	N	Hofstra		8	7
																		270	N	Wagner		3	19
																		276	A	Texas Southern		5	6
																		276	A	Texas Southern		11	12
																		276	A	Texas Southern		6	5
																		276	H	Texas Southern		13	3
																		276	H	Texas Southern		7	1
																		276	H	Texas Southern		7	11
																		284	A	Ark.-Pine Bluff		2	8
																		284	A	Ark.-Pine Bluff		1	15
																		284	A	Ark.-Pine Bluff		4	3
																		284	H	Ark.-Pine Bluff		11	5
																		284	H	Ark.-Pine Bluff		8	14
																		284	H	Ark.-Pine Bluff		4	3
																		285	A	Prairie View		10	2
																		285	A	Prairie View		14	1
Non-Div. I Games:		Texas Col.		17 0		Wiley		16 5		Jarvis Christian		13 3		Texas Col.		15 4		Grambling					

RPI	S	Opponent	Score	
285	A	Prairie View	12	7
285	H	Prairie View	0	10
285	H	Prairie View	6	1
285	H	Prairie View	5	7
286	N	Alcorn	4	1
292	A	Southern U.	11	3
292	A	Southern U.	9	6
292	A	Southern U.	2	3
292	H	Southern U.	8	5
292	H	Southern U.	15	4
292	H	Southern U.	14	8
292	N	Southern U.	11	5

Grambling

G
r
a
m
b
l
i
n
g

G
r
a
m
b
l
i
n
g

O
m
a
h
a

Omaha

RPI	S	Opponent	Score	
298	A	Fort Wayne	9	8
298	A	Fort Wayne	4	1
298	H	Fort Wayne	19	0
298	H	Fort Wayne	7	14
298	H	Fort Wayne	7	6

Omaha

O
m
a
h
a

O
m
a
h
a

Average RPI Win: 226		WON-LOST	WINNING	LAST 10	STRENGTH OF	OPP. STRENGTH	TEAM	ADJ	CONF.	ADJ CONF.		
Average RPI Loss: 178		RECORD	PCT. RANK	GAMES	SCHEDULE	OF SCHEDULE	RPI	RPI	RPI	RPI		
DIV. I ONLY		10-38-0	.20833	292	2-8-0	197	256	280	.41445	280	22	22
DIV. I NON-CONF.		6-21-0	.22222	275	0-2-0	221	274	279	.41866	279	24	24
<hr/>												
TOTALS		RPI 1-25	RPI 26-50		W-L RECORDS	RPI 51-100		RPI 101-150		RPI 150+		
10-38-0		0-2-0	0-0-0		OVERALL	0-3-0		0-9-0		10-24-0		
3-12-0		0-0-0	0-0-0		HOME	0-0-0		0-6-0		3-6-0		
6-20-0		0-2-0	0-0-0		AWAY	0-3-0		0-3-0		6-12-0		
1-6-0		0-0-0	0-0-0		NEUTRAL	0-0-0		0-0-0		1-6-0		
6-21-0		0-2-0	0-0-0		NON-CONFERENCE	0-3-0		0-0-0		6-16-0		
2-1-0		0-0-0	0-0-0		HOME	0-0-0		0-0-0		2-1-0		
3-14-0		0-2-0	0-0-		AWAY	0-3-0		0-0-0		3-9-0		
1-6-0		0-0-0	0-0-0		NEUTRAL	0-0-0		0-0-0		1-6-0		
4-17-0		0-0-0	0-0-0		CONFERENCE	0-0-0		0-9-0		4-8-0		
1-11-0		0-0-0	0-0-0		HOME	0-0-0		0-6-0		1-5-0		
3-6-0		0-0-0	0-0-0		AWAY	0-0-0		0-3-0		3-3-0		
0-0-0		0-0-0	0-0-0		NEUTRAL	0-0-0		0-0-0		0-0-0		
RPI	S	Opponent	Score	RPI	S	Opponent	Score	RPI	S	Opponent	Score	
13	A	Virginia	3 18					85	A	East Carolina	3 7	
13	A	Virginia	3 12					85	A	East Carolina	1 12	
								85	A	East Carolina	4 8	
										107	A VCU	
											1	
											8	
											0	
											7	
											0	
											3	
											0	
											3	
											7	
											9	
											4	
											8	
											7	
											8	
											24	
											4	
											6	
											4	
											6	
											7	
											3	
											1	
											3	
											5	
											6	
											1	
											6	
											7	
											6	
											1	
											4	
											2	
											4	
											1	
											3	
											2	
											15	
											2	
											10	
LAST 10 GAMES												
				176	H	George Washington	2 4	237	A	Saint Joseph's	2 3	
				176	H	George Washington	1 4	263	A	Villanova	2 3	
				176	H	George Washington	1 3	291	H	Lafayette	9 13	
				237	A	Saint Joseph's	5 1	134	H	St. Bonaventure	0 3	
				237	A	Saint Joseph's	5 3	134	H	St. Bonaventure	7 9	

Non-Div. I Games:

La Salle

RPI	S	Opponent	Score	
222	N	Ohio	5	14
237	A	Saint Joseph's	2	3
237	A	Saint Joseph's	5	3
237	A	Saint Joseph's	5	1
253	A	USC Upstate	8	1
253	A	USC Upstate	3	6
253	A	USC Upstate	3	7
256	H	Massachusetts	0	3
256	H	Massachusetts	4	3
256	H	Massachusetts	2	6
263	A	Villanova	2	3
277	A	Delaware St.	2	4
277	H	Delaware St.	4	2
283	A	Lehigh	4	13
283	A	Lehigh	2	1
291	H	Lafayette	9	13

La Salle

L
a
S
a
l
l
e

L
a
S
a
l
l
e

Average RPI Win:	204	WON-LOST RECORD	WINNING PCT. RANK	LAST 10 GAMES	STRENGTH OF SCHEDULE	OPP. STRENGTH OF SCHEDULE	TEAM RPI	ADJ RPI	CONF. RPI	ADJ CONF. RPI	
Average RPI Loss:	168										
DIV. I ONLY	11-37-0	.22917	287	1-9-0	257	203	281	.40816	281	16	16
DIV. I NON-CONF.	9-20-0	.31034	250	1-0-0	264	228	265	.43067	265	13	13
<hr/>											
TOTALS	RPI 1-25	RPI 26-50		W-L RECORDS		RPI 51-100		RPI 101-150		RPI 150+	
11-37-0	0-0-0	0-0-0		OVERALL		2-10-0		0-5-0		9-22-0	
4-10-0	0-0-0	0-0-0		HOME		0-0-0		0-1-0		4-9-0	
5-27-0	0-0-0	0-0-0		AWAY		2-10-0		0-4-0		3-13-0	
2-0-0	0-0-0	0-0-0		NEUTRAL		0-0-0		0-0-0		2-0-0	
9-20-0	0-0-0	0-0-0		NON-CONFERENCE		2-7-0		0-2-0		7-11-0	
4-4-0	0-0-0	0-0-0		HOME		0-0-0		0-1-0		4-3-0	
4-16-0	0-0-0	0-0-		AWAY		2-7-0		0-1-0		2-8-0	
1-0-0	0-0-0	0-0-0		NEUTRAL		0-0-0		0-0-0		1-0-0	
2-17-0	0-0-0	0-0-0		CONFERENCE		0-3-0		0-3-0		2-11-0	
0-6-0	0-0-0	0-0-0		HOME		0-0-0		0-0-0		0-6-0	
1-11-0	0-0-0	0-0-0		AWAY		0-3-0		0-3-0		1-5-0	
1-0-0	0-0-0	0-0-0		NEUTRAL		0-0-0		0-0-0		1-0-0	
RPI	S	Opponent	Score	RPI	S	Opponent	Score	RPI	S	Opponent	Score
						61 A DBU	4 11			132 A Illinois	1 7
						61 A DBU	2 10			132 H Illinois	5 6
						61 A DBU	6 7			138 A Wichita St.	7 12
						94 A Memphis	4 5			138 A Wichita St.	1 11
						94 A Memphis	1 3			138 A Wichita St.	5 10
						94 A Memphis	11 12			159 H Saint Louis	2 1
						95 A Tennessee Tech	3 4			166 H Indiana St.	6 9
						95 A Tennessee Tech	9 2			166 H Indiana St.	4 15
						96 A Notre Dame	6 7			166 H Indiana St.	3 4
						98 A Xavier	2 3			166 N Indiana St.	17 7
						98 A Xavier	7 5			169 A Austin Peay	4 9
						98 A Xavier	8 9			190 A Southern Ill.	0 5
										190 A Southern Ill.	9 10
										190 A Southern Ill.	2 3
										191 A Bradley	6 8
										191 A Bradley	9 4
										191 A Bradley	3 13
										200 H Valparaiso	3 4
										210 A Lipscomb	1 3
										210 A Lipscomb	3 8
										210 A Lipscomb	8 10
										221 A Miami (OH)	6 8
										221 A Miami (OH)	7 8
										221 A Miami (OH)	4 9
										240 A Western Ky.	4 3
										240 A Western Ky.	12 4
										240 A Western Ky.	6 13
<hr/>											
LAST 10 GAMES											
						190 A Southern Ill.	9 10			166 H Indiana St.	6 9
						190 A Southern Ill.	0 5			242 H Milwaukee	8 7
						190 A Southern Ill.	2 3			138 A Wichita St.	7 12
						166 H Indiana St.	3 4			138 A Wichita St.	5 10
						166 H Indiana St.	4 15			138 A Wichita St.	1 11

Non-Div. I Games: III. Wesleyan 7 5

Illinois St.

Illinois.

Il
l
l
i
n
o
i
s
s
t
.

Illinois St.

Average RPI Win:	239	WON-LOST	WINNING	LAST 10	STRENGTH OF	OPP. STRENGTH	TEAM	ADJ	CONF.	ADJ CONF.							
Average RPI Loss:	188	RECORD	PCT. RANK	GAMES	SCHEDULE	OF SCHEDULE	RPI	RPI	RPI	RPI							
DIV. I ONLY		11-38-0	.22449	289	2-8-0	227	268	282	.40288	282	25	25					
DIV. I NON-CONF.		4-24-0	.14286	287	0-3-0	250	289	290	.37956	290	26	26					
<hr/>																	
TOTALS	RPI 1-25	RPI 26-50		W-L RECORDS		RPI 51-100		RPI 101-150		RPI 150+							
11-38-0	0-0-0	0-0-0		OVERALL		0-2-0		1-9-0		10-27-0							
3-17-0	0-0-0	0-0-0		HOME		0-0-0		1-6-0		2-11-0							
5-14-0	0-0-0	0-0-0		AWAY		0-2-0		0-2-0		5-10-0							
3-7-0	0-0-0	0-0-0		NEUTRAL		0-0-0		0-1-0		3-6-0							
<hr/>																	
4-24-0	0-0-0	0-0-0		NON-CONFERENCE		0-2-0		0-4-0		4-18-0							
0-8-0	0-0-0	0-0-0		HOME		0-0-0		0-1-0		0-7-0							
1-9-0	0-0-0	0-0-		AWAY		0-2-0		0-2-0		1-5-0							
3-7-0	0-0-0	0-0-0		NEUTRAL		0-0-0		0-1-0		3-6-0							
<hr/>																	
7-14-0	0-0-0	0-0-0		CONFERENCE		0-0-0		1-5-0		6-9-0							
3-9-0	0-0-0	0-0-0		HOME		0-0-0		1-5-0		2-4-0							
4-5-0	0-0-0	0-0-0		AWAY		0-0-0		0-0-0		4-5-0							
0-0-0	0-0-0	0-0-0		NEUTRAL		0-0-0		0-0-0		0-0-0							
<hr/>																	
RPI S	Opponent	Score	RPI S	Opponent	Score	RPI S	Opponent	Score	RPI S	Opponent	Score						
						65 A	Missouri	6 7	105 H	New Mexico St.	1 3						
						96 A	Notre Dame	4 7	105 H	New Mexico St.	4 10						
									105 H	New Mexico St.	1 12						
									127 A	Ill.-Chicago	0 8						
									127 A	Ill.-Chicago	0 7						
									127 H	Ill.-Chicago	3 4						
									136 H	Grand Canyon	2 12						
									136 H	Grand Canyon	3 4						
									136 H	Grand Canyon	6 4						
									143 N	Canisius	1 8						
									154 H	Butler	2 6						
									160 N	Ball St.	6 8						
									168 N	Northeastern	7 10						
									178 H	CSU Bakersfield	0 3						
									178 H	CSU Bakersfield	1 12						
									178 H	CSU Bakersfield	8 4						
									183 H	Eastern Mich.	6 10						
									183 H	Eastern Mich.	2 5						
									189 H	Eastern Ill.	2 6						
												200 A	Valparaiso	3 10	200 H	Valparaiso	1 13
202 A	Northwestern	0 2	202 A	Northwestern	0 2												
105 H	New Mexico St.	1 3	208 H	Sacramento St.	3 10							206 N	Georgetown	0 11			
105 H	New Mexico St.	4 10	208 H	Sacramento St.	0 7							208 H	Sacramento St.	0 7			
105 H	New Mexico St.	1 12	208 H	Sacramento St.	6 2							208 H	Sacramento St.	6 2			
242 A	Milwaukee	1 17	226 N	Jackson St.	7 9							208 H	Sacramento St.	3 10			
189 H	Eastern Ill.	2 6	252 A	UTRGV	12 5							226 N	Jackson St.	7 9			

Non-Div. I Games:

Chicago St.

Chicago St.

[illegible]

Non-Div. I Games:

Lehigh

RPI	S	Opponent	Score	
258	A	Longwood	4	7
258	A	Longwood	7	12
261	H	Iona	7	5
280	H	La Salle	13	4
280	H	La Salle	1	2
288	H	UMES	12	6
288	H	UMES	10	4
289	H	NJIT	8	4
289	H	NJIT	11	6
289	H	NJIT	15	4
289	H	NJIT	2	1
290	N	Fairleigh Dickinson	16	8
291	A	Lafayette	5	1
291	A	Lafayette	9	1
291	A	Lafayette	3	2
291	A	Lafayette	12	2
294	A	Coppin St.	18	9
296	A	NYIT	4	6
299	A	Saint Peter's	15	5
299	H	Saint Peter's	10	3

Lehigh

[illegible]

Non-Div. I Games:

Ark.-Pine Bluff

RPI	S	Opponent	Score	
285	H	Prairie View	4	9
285	H	Prairie View	10	5
292	A	Southern U.	6	4
292	A	Southern U.	2	4
292	A	Southern U.	5	9
292	H	Southern U.	3	7
292	H	Southern U.	9	8
292	H	Southern U.	2	3
295	A	Alabama A&M	4	1
295	A	Alabama A&M	5	4
295	A	Alabama A&M	9	5

Ark.-Pine Bluff

A
r
k
.
-
P
i
n
e
B
l
u
f
f

A
r
k
.
-
P
i
n
e
B
l
u
f
f

Average RPI Win: 259		WON-LOST	WINNING	LAST 10	STRENGTH OF		OPP. STRENGTH	TEAM	ADJ	CONF.	ADJ CONF.
Average RPI Loss: 198		RECORD	PCT. RANK	GAMES	SCHEDULE		OF SCHEDULE	RPI	RPI	RPI	RPI
DIV. I ONLY		13-34-0	.2766	278	2-8-0		279	293	284	.39442	285
DIV. I NON-CONF.		2-20-0	.09091	296	0-4-0		63	199	272	.4211	276
TOTALS		RPI 1-25	RPI 26-50		W-L RECORDS		RPI 51-100		RPI 101-150		RPI 150+
13-34-0		0-3-0	0-4-0		OVERALL		1-1-0		1-3-0		11-23-0
5-9-0		0-0-0	0-0-0		HOME		0-0-0		0-0-0		5-9-0
7-23-0		0-3-0	0-4-0		AWAY		1-1-0		0-2-0		6-13-0
1-2-0		0-0-0	0-0-0		NEUTRAL		0-0-0		1-1-0		0-1-0
2-20-0		0-3-0	0-4-0		NON-CONFERENCE		1-1-0		1-3-0		0-9-0
0-2-0		0-0-0	0-0-0		HOME		0-0-0		0-0-0		0-2-0
1-17-0		0-3-0	0-0-		AWAY		1-1-0		0-2-0		0-7-0
1-1-0		0-0-0	0-0-0		NEUTRAL		0-0-0		1-1-0		0-0-0
11-14-0		0-0-0	0-0-0		CONFERENCE		0-0-0		0-0-0		11-14-0
5-7-0		0-0-0	0-0-0		HOME		0-0-0		0-0-0		5-7-0
6-6-0		0-0-0	0-0-0		AWAY		0-0-0		0-0-0		6-6-0
0-1-0		0-0-0	0-0-0		NEUTRAL		0-0-0		0-0-0		0-1-0
RPI S	Opponent	Score	RPI S	Opponent	Score	RPI S	Opponent	Score	RPI S	Opponent	Score
10 A	Baylor	2 15	37 A	Texas A&M	2 9	61 A	DBU	0 10	108 A	Lamar University	7 15
10 A	Baylor	1 18	42 A	McNeese	9 12	93 A	UTSA	6 5	127 N	Ill.-Chicago	1 6
22 A	Houston	0 8	42 A	McNeese	2 7				127 N	Ill.-Chicago	5 4
			42 A	McNeese	7 16				130 A	New Orleans	0 14
									187 A	Texas St.	1 10
									198 H	A&M-Corpus Christi	5 11
									227 A	Northwestern St.	1 16
									252 A	UTRGV	0 11
									252 A	UTRGV	3 10
									252 A	UTRGV	1 6
									252 A	UTRGV	0 4
									274 A	Incarnate Word	1 11
									274 H	Incarnate Word	4 17
									276 A	Texas Southern	6 8
									276 A	Texas Southern	4 8
									276 A	Texas Southern	0 3
									276 H	Texas Southern	4 6
									276 H	Texas Southern	3 2
									276 H	Texas Southern	0 8
									278 A	Grambling	10 0
									278 A	Grambling	7 5
									278 A	Grambling	1 6
									278 H	Grambling	7 12
									278 H	Grambling	1 14
									278 H	Grambling	2 10
									284 A	Ark.-Pine Bluff	9 4
									284 A	Ark.-Pine Bluff	5 10
									284 A	Ark.-Pine Bluff	5 10
									274 H	Incarnate Word	4 17
Non-Div. I Games:	Jarvis Christian	2 5	Huston-Tillotson	12 11	Huston-Tillotson	9 0	Arlington Baptist	4 1	Prairie View		
	Jarvis Christian	8 7	Arlington Baptist	4 3							

RPI	S	Opponent	Score	
284	A	Ark.-Pine Bluff	12	9
284	H	Ark.-Pine Bluff	8	3
284	H	Ark.-Pine Bluff	10	13
284	H	Ark.-Pine Bluff	6	7
286	N	Alcorn	3	11
292	A	Southern U.	8	6
292	A	Southern U.	14	6
292	A	Southern U.	5	6
292	H	Southern U.	3	1
292	H	Southern U.	15	13
292	H	Southern U.	3	1

Prairie View

P
r
a
i
r
i
e
V
i
e
w

P
r
a
i
r
i
e
V
i
e
w

Average RPI Win: 255		WON-LOST	WINNING	LAST 10	STRENGTH OF		OPP. STRENGTH	TEAM	ADJ		CONF.	ADJ CONF.					
Average RPI Loss: 191		RECORD	PCT. RANK	GAMES	SCHEDULE		OF SCHEDULE	RPI	RPI		RPI	RPI					
DIV. I ONLY		11-31-0	.2619	281	2-8-0		278	288	286	.38833	286	31	31				
DIV. I NON-CONF.		2-13-0	.13333	289	0-1-0		46	98	267	.43045	267	31	31				
TOTALS		RPI 1-25	RPI 26-50		W-L RECORDS		RPI 51-100		RPI 101-150		RPI 150+						
11-31-0	0-2-0	0-1-0		OVERALL		0-1-0		0-5-0		11-22-0							
5-12-0	0-0-0	0-0-0		HOME		0-0-0		0-0-0		5-12-0							
3-18-0	0-2-0	0-1-0		AWAY		0-1-0		0-5-0		3-9-0							
3-1-0	0-0-0	0-0-0		NEUTRAL		0-0-0		0-0-0		3-1-0							
2-13-0	0-2-0	0-1-0		NON-CONFERENCE		0-1-0		0-5-0		2-4-0							
2-3-0	0-0-0	0-0-0		HOME		0-0-0		0-0-0		2-3-0							
0-10-0	0-2-0	0-0-		AWAY		0-1-0		0-5-0		0-1-0							
0-0-0	0-0-0	0-0-0		NEUTRAL		0-0-0		0-0-0		0-0-0							
9-18-0	0-0-0	0-0-0		CONFERENCE		0-0-0		0-0-0		9-18-0							
3-9-0	0-0-0	0-0-0		HOME		0-0-0		0-0-0		3-9-0							
3-8-0	0-0-0	0-0-0		AWAY		0-0-0		0-0-0		3-8-0							
3-1-0	0-0-0	0-0-0		NEUTRAL		0-0-0		0-0-0		3-1-0							
RPI	S	Opponent		Score		RPI	S	Opponent		Score		RPI	S	Opponent		Score	
18	A	Arkansas		3	11	28	A	Southeastern La.		3	21	94	A	Memphis		7	18
18	A	Arkansas		2	3							130	A	New Orleans		0	14
												130	A	New Orleans		6	7
												130	A	New Orleans		0	10
												141	A	Nicholls St.		5	13
												141	A	Nicholls St.		6	7
												154	H	Butler		5	1
												154	H	Butler		0	5
												154	H	Butler		2	3
												154	H	Butler		13	8
												174	A	Alabama		1	18
												175	H	Murray St.		8	11
												196	A	Alabama St.		0	10
												196	A	Alabama St.		4	6
												196	A	Alabama St.		4	9
												196	H	Alabama St.		3	8
												196	H	Alabama St.		3	12
												196	H	Alabama St.		2	10
												226	A	Jackson St.		4	16
												226	A	Jackson St.		6	11
												226	H	Jackson St.		2	13
												226	H	Jackson St.		9	6
												226	H	Jackson St.		4	9
												226	N	Jackson St.		5	4
												278	N	Grambling		1	4
												285	N	Prairie View		11	3
												292	N	Southern U.		6	5
												293	A	Mississippi Val.		11	3
						LAST 10 GAMES						226	H	Jackson St.		2	13
												196	H	Alabama St.		2	10
												196	H	Alabama St.		3	12
												196	H	Alabama St.		3	8
												295	A	Alabama A&M		12	1
												295	A	Alabama A&M		1	12
												295	A	Alabama A&M		6	8
												28	A	Southeastern La.		3	21
												226	H	Jackson St.		4	9
												226	H	Jackson St.		9	6
												226	H	Jackson St.		2	13

Non-Div. I Games:

Alcorn

RPI	S	Opponent	Score	
293	A	Mississippi Val.	3	5
293	A	Mississippi Val.	13	0
293	H	Mississippi Val.	3	2
293	H	Mississippi Val.	1	5
293	H	Mississippi Val.	4	3
295	A	Alabama A&M	6	8
295	A	Alabama A&M	1	12
295	A	Alabama A&M	12	1
295	H	Alabama A&M	10	13
295	H	Alabama A&M	0	7
295	H	Alabama A&M	0	4

Alcorn

A
l
c
o
r
n

A
l
c
o
r
n

Average RPI Win:	259	WON-LOST	WINNING	LAST 10	STRENGTH OF	OPP. STRENGTH	TEAM	ADJ	CONF.	ADJ CONF.		
Average RPI Loss:	157	RECORD	PCT. RANK	GAMES	SCHEDULE	OF SCHEDULE	RPI	RPI	RPI	RPI		
DIV. I ONLY		12-39-0	.23529	285	1-9-0	269	245	287	.38428	287	28	28
DIV. I NON-CONF.		9-18-0	.33333	244	0-2-0	287	290	288	.386	288	29	29
<hr/>												
TOTALS	RPI 1-25	RPI 26-50		W-L RECORDS		RPI 51-100		RPI 101-150		RPI 150+		
12-39-0	0-0-0	0-0-0		OVERALL		1-12-0		1-9-0		10-18-0		
11-18-0	0-0-0	0-0-0		HOME		1-5-0		1-3-0		9-10-0		
1-21-0	0-0-0	0-0-0		AWAY		0-7-0		0-6-0		1-8-0		
0-0-0	0-0-0	0-0-0		NEUTRAL		0-0-0		0-0-0		0-0-0		
9-18-0	0-0-0	0-0-0		NON-CONFERENCE		0-7-0		0-4-0		9-7-0		
9-8-0	0-0-0	0-0-0		HOME		0-3-0		0-1-0		9-4-0		
0-10-0	0-0-0	0-0-		AWAY		0-4-0		0-3-0		0-3-0		
0-0-0	0-0-0	0-0-0		NEUTRAL		0-0-0		0-0-0		0-0-0		
3-21-0	0-0-0	0-0-0		CONFERENCE		1-5-0		1-5-0		1-11-0		
2-10-0	0-0-0	0-0-0		HOME		1-2-0		1-2-0		0-6-0		
1-11-0	0-0-0	0-0-0		AWAY		0-3-0		0-3-0		1-5-0		
0-0-0	0-0-0	0-0-0		NEUTRAL		0-0-0		0-0-0		0-0-0		
RPI	S	Opponent	Score	RPI	S	Opponent	Score	RPI	S	Opponent	Score	
						51 A Mercer	2 12	111 A Western Caro.		2 9		
						51 H Mercer	0 6	111 A Western Caro.		1 21		
						77 A Jacksonville	7 9	111 A North Florida		2 7		
						77 H Jacksonville	7 11	111 H North Florida		3 12		
						78 A Ga. Southern	7 11	120 A Florida A&M		5 7		
						78 H Ga. Southern	5 6	120 A Florida A&M		6 15		
						88 A Georgia	3 12	120 A Florida A&M		3 4		
						89 A Bethune-Cookman	5 9	120 H Florida A&M		1 11		
						89 A Bethune-Cookman	5 10	120 H Florida A&M		16 11		
						89 A Bethune-Cookman	0 16	120 H Florida A&M		3 4		
						89 H Bethune-Cookman	4 8	151 A Kennesaw St.		1 9		
						89 H Bethune-Cookman	0 1	199 A N.C. A&T		1 2		
						89 H Bethune-Cookman	8 7	199 A N.C. A&T		3 12		
								199 A N.C. A&T		5 11		
								199 H N.C. A&T		2 12		
								199 H N.C. A&T		10 11		
								199 H N.C. A&T		2 7		
								219 A Georgia St.		0 3		
								234 A Charleston So.		5 7		
								255 A N.C. Central		12 7		
								255 A N.C. Central		2 4		
								255 A N.C. Central		2 11		
								255 H N.C. Central		1 19		
								255 H N.C. Central		1 10		
								255 H N.C. Central		5 10		
								258 H Longwood		3 7		
								258 H Longwood		13 15		
LAST 10 GAMES												
						89 A Bethune-Cookman	5 10	199 H N.C. A&T		10 11	255 H N.C. Central	1 19
						89 A Bethune-Cookman	5 9	199 H N.C. A&T		2 7	255 H N.C. Central	1 10
						89 A Bethune-Cookman	0 16	77 H Jacksonville		7 11	255 H N.C. Central	5 10
						219 A Georgia St.	0 3	255 A N.C. Central		2 11	258 H Longwood	3 7
						199 H N.C. A&T	2 12	255 A N.C. Central		12 7	258 H Longwood	13 15

Non-Div. I Games:

Savannah St.

S
a
v
a
n
n
a
h
s
t
.

S
a
v
a
n
n
a
h
s
t
.

Savannah St.

UMES

Average RPI Win: 275		WON-LOST RECORD	WINNING PCT. RANK		LAST 10 GAMES	STRENGTH OF SCHEDULE	OPP. STRENGTH OF SCHEDULE	TEAM RPI	ADJ RPI		CONF. RPI	ADJ CONF. RPI			
Average RPI Loss: 220															
DIV. I ONLY		12-38-0	.24	284	4-6-0	270	299	288	.38381	288	28	28			
DIV. I NON-CONF.		3-19-0	.13636	288	0-4-0	151	297	287	.39131	287	29	29			
<hr/>															
TOTALS		RPI 1-25		RPI 26-50		W-L RECORDS		RPI 51-100		RPI 101-150		RPI 150+			
12-38-0		0-0-0		0-0-0		OVERALL		0-3-0		0-6-0		12-29-0			
8-9-0		0-0-0		0-0-0		HOME		0-0-0		0-0-0		8-9-0			
4-29-0		0-0-0		0-0-0		AWAY		0-3-0		0-6-0		4-19-0			
0-0-0		0-0-0		0-0-0		NEUTRAL		0-0-0		0-0-0		0-0-0			
3-19-0		0-0-0		0-0-0		NON-CONFERENCE		0-3-0		0-6-0		3-10-0			
3-2-0		0-0-0		0-0-0		HOME		0-0-0		0-0-0		3-2-0			
0-17-0		0-0-0		0-0-		AWAY		0-3-0		0-6-0		0-8-0			
0-0-0		0-0-0		0-0-0		NEUTRAL		0-0-0		0-0-0		0-0-0			
9-19-0		0-0-0		0-0-0		CONFERENCE		0-0-0		0-0-0		9-19-0			
5-7-0		0-0-0		0-0-0		HOME		0-0-0		0-0-0		5-7-0			
4-12-0		0-0-0		0-0-0		AWAY		0-0-0		0-0-0		4-12-0			
0-0-0		0-0-0		0-0-0		NEUTRAL		0-0-0		0-0-0		0-0-0			
RPI	S	Opponent	Score	RPI	S	Opponent	Score	RPI	S	Opponent	Score				
								51	A	Mercer	2	13			
								51	A	Mercer	4	8			
								51	A	Mercer	0	15			
										110	A	Duke	3	10	
										128	A	Pittsburgh	1	20	
										128	A	Pittsburgh	4	9	
										146	A	UNCG	3	11	
										146	A	UNCG	2	4	
										146	A	UNCG	4	18	
										176	A	George Washington	4	10	
										199	A	N.C. A&T	4	11	
										199	A	N.C. A&T	9	17	
										199	A	N.C. A&T	5	19	
										201	A	Navy	5	17	
										201	H	Navy	5	13	
										206	A	Georgetown	5	8	
										241	A	Towson	3	4	
										241	H	Towson	10	4	
										255	A	N.C. Central	0	6	
										259	A	Norfolk St.	2	8	
										259	A	Norfolk St.	3	5	
										259	A	Norfolk St.	1	11	
										259	H	Norfolk St.	6	5	
										259	H	Norfolk St.	3	2	
										259	H	Norfolk St.	1	2	
										259	H	Norfolk St.	9	11	
										259	H	Norfolk St.	4	10	
										259	H	Norfolk St.	1	7	
										261	H	Iona	0	2	
										261	H	Iona	4	3	
<hr/>															
LAST 10 GAMES															
						206	A	Georgetown	5	8	128	A	Pittsburgh	1	20
						241	A	Towson	3	4	128	A	Pittsburgh	4	9
						259	H	Norfolk St.	3	2	294	A	Coppin St.	6	7
						259	H	Norfolk St.	6	5	294	A	Coppin St.	5	3
						259	H	Norfolk St.	1	2	294	A	Coppin St.	15	12

Non-Div. I Games:

UMES

RPI	S	Opponent	Score	
261	H	Iona	6	1
277	A	Delaware St.	2	3
277	A	Delaware St.	0	9
277	A	Delaware St.	4	7
277	H	Delaware St.	8	1
277	H	Delaware St.	0	2
277	H	Delaware St.	3	2
283	A	Lehigh	6	12
283	A	Lehigh	4	10
294	A	Coppin St.	6	7
294	A	Coppin St.	7	4
294	A	Coppin St.	15	12
294	A	Coppin St.	4	3
294	A	Coppin St.	5	3
294	A	Coppin St.	0	1
294	H	Coppin St.	6	3
294	H	Coppin St.	3	7
294	H	Coppin St.	2	4
297	A	Mt. St. Mary's	0	2
297	A	Mt. St. Mary's	1	2

UMES

Average RPI Win: 232		WON-LOST	WINNING	LAST 10	STRENGTH OF	OPP. STRENGTH	TEAM	ADJ	CONF.	ADJ CONF.		
Average RPI Loss: 186		RECORD	PCT. RANK	GAMES	SCHEDULE	OF SCHEDULE	RPI	RPI	RPI	RPI		
DIV. I ONLY		8-38-0	.17391	294	4-6-0	262	266	289	.37949	289	20	20
DIV. I NON-CONF.		7-21-0	.25	264	3-2-0	297	299	292	.37178	292	22	22
<hr/>												
TOTALS		RPI 1-25		RPI 26-50		W-L RECORDS		RPI 51-100		RPI 101-150		RPI 150+
8-38-0		0-0-0		0-0-0		OVERALL		0-6-0		1-9-0		7-23-0
4-12-0		0-0-0		0-0-0		HOME		0-6-0		0-0-0		4-6-0
3-24-0		0-0-0		0-0-0		AWAY		0-0-0		1-8-0		2-16-0
1-2-0		0-0-0		0-0-0		NEUTRAL		0-0-0		0-1-0		1-1-0
7-21-0		0-0-0		0-0-0		NON-CONFERENCE		0-0-0		1-3-0		6-18-0
3-1-0		0-0-0		0-0-0		HOME		0-0-0		0-0-0		3-1-0
3-18-0		0-0-0		0-0-		AWAY		0-0-0		1-2-0		2-16-0
1-2-0		0-0-0		0-0-0		NEUTRAL		0-0-0		0-1-0		1-1-0
1-17-0		0-0-0		0-0-0		CONFERENCE		0-6-0		0-6-0		1-5-0
1-11-0		0-0-0		0-0-0		HOME		0-6-0		0-0-0		1-5-0
0-6-0		0-0-0		0-0-0		AWAY		0-0-0		0-6-0		0-0-0
0-0-0		0-0-0		0-0-0		NEUTRAL		0-0-0		0-0-0		0-0-0
RPI	S	Opponent	Score	RPI	S	Opponent	Score	RPI	S	Opponent	Score	
						63 H FGCU	1 20			111 A North Florida	3 6	
						63 H FGCU	5 7			111 A North Florida	8 13	
						63 H FGCU	6 10			111 A North Florida	1 16	
						77 H Jacksonville	3 5			131 A High Point	5 6	
						77 H Jacksonville	11 13			131 A High Point	4 2	
						77 H Jacksonville	3 4			131 A High Point	0 11	
										143 N Canisius	1 6	
										149 A Stetson	2 13	
										149 A Stetson	2 4	
										149 A Stetson	2 3	
										151 H Kennesaw St.	5 2	
										151 H Kennesaw St.	5 15	
										151 H Kennesaw St.	1 13	
										167 H Fairfield	13 12	
										176 A George Washington	2 8	
										176 A George Washington	1 4	
										176 A George Washington	2 6	
										210 H Lipscomb	2 11	
										210 H Lipscomb	10 15	
										210 H Lipscomb	3 8	
										230 A James Madison	2 14	
										230 A James Madison	11 5	
										230 A James Madison	6 20	
										230 A James Madison	8 9	
										243 A Rider	1 8	
										255 A N.C. Central	3 4	
										255 A N.C. Central	3 7	
LAST 10 GAMES												
						151 H Kennesaw St.	5 15			296 A NYIT	3 4	
						151 H Kennesaw St.	5 2			296 A NYIT	4 0	
						151 H Kennesaw St.	1 13			167 H Fairfield	13 12	
						296 H NYIT	6 2			63 H FGCU	6 10	
						296 H NYIT	7 10			63 H FGCU	1 20	

Non-Div. I Games:

NJIT

RPI	S	Opponent	Score	
255	A	N.C. Central	1	10
282	N	Chicago St.	7	2
283	A	Lehigh	4	15
283	A	Lehigh	1	2
283	A	Lehigh	6	11
283	A	Lehigh	4	8
290	A	Fairleigh Dickinson	7	14
296	A	NYIT	4	0
296	A	NYIT	3	4
296	H	NYIT	7	10
296	H	NYIT	6	2
298	N	Fort Wayne	3	5
299	H	Saint Peter's	17	1

NJIT

Average RPI Win:	286	WON-LOST RECORD	WINNING PCT. RANK	LAST 10 GAMES	STRENGTH OF SCHEDULE	OPP. STRENGTH OF SCHEDULE	TEAM RPI	ADJ RPI	CONF. RPI	ADJ CONF. RPI		
DIV. I ONLY		12-30-0	.28571	277	2-8-0	293	289	290	.37494	290	30	30
DIV. I NON-CONF.		4-16-0	.2	280	1-0-0	292	291	294	.36626	294	27	27
<hr/>												
TOTALS	RPI 1-25	RPI 26-50		W-L RECORDS		RPI 51-100		RPI 101-150		RPI 150+		
12-30-0	0-0-0	0-2-0		OVERALL		0-3-0		0-5-0		12-20-0		
8-8-0	0-0-0	0-0-0		HOME		0-0-0		0-0-0		8-8-0		
4-20-0	0-0-0	0-2-0		AWAY		0-3-0		0-5-0		4-10-0		
0-2-0	0-0-0	0-0-0		NEUTRAL		0-0-0		0-0-0		0-2-0		
<hr/>												
4-16-0	0-0-0	0-2-0		NON-CONFERENCE		0-3-0		0-1-0		4-10-0		
3-2-0	0-0-0	0-0-0		HOME		0-0-0		0-0-0		3-2-0		
1-12-0	0-0-0	0-0-		AWAY		0-3-0		0-1-0		1-6-0		
0-2-0	0-0-0	0-0-0		NEUTRAL		0-0-0		0-0-0		0-2-0		
<hr/>												
8-14-0	0-0-0	0-0-0		CONFERENCE		0-0-0		0-4-0		8-10-0		
5-6-0	0-0-0	0-0-0		HOME		0-0-0		0-0-0		5-6-0		
3-8-0	0-0-0	0-0-0		AWAY		0-0-0		0-4-0		3-4-0		
0-0-0	0-0-0	0-0-0		NEUTRAL		0-0-0		0-0-0		0-0-0		
<hr/>												
RPI S	Opponent	Score	RPI S	Opponent	Score	RPI S	Opponent	Score	RPI S	Opponent	Score	
			31 A	St. John's (NY)	8 15	98 A	Xavier	9 22	145 A	Davidson	2 5	
			31 A	St. John's (NY)	0 9	98 A	Xavier	3 15	147 A	Bryant	5 15	
						98 A	Xavier	5 8	147 A	Bryant	0 11	
									147 A	Bryant	3 11	
									147 A	Bryant	6 7	
									159 A	Saint Louis	5 7	
									159 A	Saint Louis	2 5	
									159 A	Saint Louis	0 8	
									186 N	UMass Lowell	9 12	
									235 H	LIU Brooklyn	6 12	
									235 H	LIU Brooklyn	3 5	
									235 H	LIU Brooklyn	1 5	
									235 H	LIU Brooklyn	8 12	
									246 H	Siena	7 9	
									257 A	Sacred Heart	5 6	
									257 A	Sacred Heart	9 15	
									257 A	Sacred Heart	13 8	
									257 A	Sacred Heart	5 6	
									270 A	Wagner	4 2	
									270 A	Wagner	7 5	
									270 A	Wagner	0 3	
									270 H	Wagner	10 8	
									270 H	Wagner	3 6	
									270 H	Wagner	4 5	
									299 A	Saint Peter's	25 10	
									147 A	Bryant	6 7	
									283 N	Lehigh	8 16	
									287 A	Savannah St.	9 10	
<hr/>												
LAST 10 GAMES												

Non-Div. I Games:

Fairleigh Dickinson

RPI	S	Opponent	Score	
287	A	Savannah St.	4	6
287	A	Savannah St.	2	3
289	H	NJIT	14	7
291	H	Lafayette	10	9
297	H	Mt. St. Mary's	15	2
297	H	Mt. St. Mary's	6	5
297	H	Mt. St. Mary's	4	1
297	H	Mt. St. Mary's	5	2
299	A	Saint Peter's	25	10
299	H	Saint Peter's	13	6

F
a
i
r
l
e
i
g
h
D
i
c
k
i
n
s
o
n

F
a
i
r
l
e
i
g
h
D
i
c
k
i
n
s
o
n

Fairleigh Dickinson

Average RPI Win:	222	WON-LOST	WINNING	LAST 10	STRENGTH OF	OPP. STRENGTH	TEAM	ADJ	CONF.	ADJ CONF.				
Average RPI Loss:	209	RECORD	PCT. RANK	GAMES	SCHEDULE	OF SCHEDULE	RPI	RPI	RPI	RPI				
DIV. I ONLY		8-44-0	.15385	296	5-5-0	242	283	291	.37353	291	27	27		
DIV. I NON-CONF.		4-28-0	.125	291	2-2-0	262	292	293	.37174	293	30	30		
<hr/>														
TOTALS	RPI 1-25	RPI 26-50		W-L RECORDS		RPI 51-100		RPI 101-150		RPI 150+				
8-44-0	0-0-0	0-0-0		OVERALL		1-0-0		0-8-0		7-36-0				
5-11-0	0-0-0	0-0-0		HOME		0-0-0		0-1-0		5-10-0				
1-25-0	0-0-0	0-0-0		AWAY		0-0-0		0-7-0		1-18-0				
2-8-0	0-0-0	0-0-0		NEUTRAL		1-0-0		0-0-0		1-8-0				
<hr/>														
4-28-0	0-0-0	0-0-0		NON-CONFERENCE		1-0-0		0-8-0		3-20-0				
1-3-0	0-0-0	0-0-0		HOME		0-0-0		0-1-0		1-2-0				
1-17-0	0-0-0	0-0-		AWAY		0-0-0		0-7-0		1-10-0				
2-8-0	0-0-0	0-0-0		NEUTRAL		1-0-0		0-0-0		1-8-0				
<hr/>														
4-16-0	0-0-0	0-0-0		CONFERENCE		0-0-0		0-0-0		4-16-0				
4-8-0	0-0-0	0-0-0		HOME		0-0-0		0-0-0		4-8-0				
0-8-0	0-0-0	0-0-0		AWAY		0-0-0		0-0-0		0-8-0				
0-0-0	0-0-0	0-0-0		NEUTRAL		0-0-0		0-0-0		0-0-0				
<hr/>														
RPI	S	Opponent	Score	RPI	S	Opponent	Score	RPI	S	Opponent	Score			
								96	N	Notre Dame	10	2		
								106	H	Rutgers		4	28	
								113	A	William & Mary		5	6	
								113	A	William & Mary		1	16	
								113	A	William & Mary		4	5	
								146	A	UNCG		7	8	
								146	A	UNCG		8	11	
								146	A	UNCG		7	25	
								146	A	UNCG		2	14	
								159	N	Saint Louis		6	24	
								185	N	Harvard		0	6	
								185	N	Harvard		1	13	
								201	A	Navy		6	10	
								201	A	Navy		6	9	
								201	A	Navy		1	7	
								201	A	Navy		1	4	
								203	A	Penn		1	4	
								203	A	Penn		3	13	
								203	A	Penn		2	3	
203	A	Penn		1	2									
203	H	Penn		8	9									
205	A	Penn St.		2	9									
LAST 10 GAMES														
220	H	Niagara	5	14	215	H	Holy Cross	7	8	206	N	Georgetown	6	13
220	H	Niagara	8	7	215	H	Holy Cross	8	7	206	N	Georgetown	4	10
280	A	La Salle	13	9	205	A	Penn St.	2	9	207	A	Monmouth	4	5
215	H	Holy Cross	10	9	283	H	Lehigh	2	12	215	H	Holy Cross	10	7
215	H	Holy Cross	10	7	283	H	Lehigh	1	5	215	H	Holy Cross	7	8

Non-Div. I Games:

Lafayette

RPI	S	Opponent	Score	
215	H	Holy Cross	8	7
215	H	Holy Cross	10	9
220	H	Niagara	8	7
220	H	Niagara	5	14
225	A	Bucknell	10	11
225	A	Bucknell	5	6
225	A	Bucknell	5	8
225	A	Bucknell	1	4
237	A	Saint Joseph's	1	11
239	H	Army West Point	9	10
239	H	Army West Point	4	5
239	H	Army West Point	10	6
239	H	Army West Point	5	10
243	A	Rider	0	2
274	A	Incarnate Word	5	6
274	N	Incarnate Word	3	4
280	A	La Salle	13	9
283	H	Lehigh	2	3
283	H	Lehigh	2	12
283	H	Lehigh	1	5
283	H	Lehigh	1	9
290	A	Fairleigh Dickinson	9	10
294	N	Coppin St.	1	3
294	N	Coppin St.	6	5

Lafayette

L
a
f
a
y
e
t
t
e

L
a
f
a
y
e
t
t
e

Average RPI Win:	265	WON-LOST RECORD	WINNING PCT. RANK	LAST 10 GAMES	STRENGTH OF SCHEDULE	OPP. STRENGTH OF SCHEDULE	TEAM RPI	ADJ RPI	CONF. RPI	ADJ CONF. RPI	
Average RPI Loss:	235										
DIV. I ONLY	13-25-0	.34211	255	4-5-0	299	297	292	.37005	292	31	31
DIV. I NON-CONF.	2-8-0	.2	280	1-1-0	204	167	282	.41276	282	31	31
<hr/>											
TOTALS	RPI 1-25	RPI 26-50		W-L RECORDS		RPI 51-100		RPI 101-150		RPI 150+	
13-25-0	0-0-0	0-0-0		OVERALL		0-3-0		1-3-0		12-19-0	
9-6-0	0-0-0	0-0-0		HOME		0-0-0		1-1-0		8-5-0	
3-15-0	0-0-0	0-0-0		AWAY		0-3-0		0-2-0		3-10-0	
1-4-0	0-0-0	0-0-0		NEUTRAL		0-0-0		0-0-0		1-4-0	
<hr/>											
2-8-0	0-0-0	0-0-0		NON-CONFERENCE		0-3-0		1-3-0		1-2-0	
1-1-0	0-0-0	0-0-0		HOME		0-0-0		1-1-0		0-0-0	
0-5-0	0-0-0	0-0-		AWAY		0-3-0		0-2-0		0-0-0	
1-2-0	0-0-0	0-0-0		NEUTRAL		0-0-0		0-0-0		1-2-0	
<hr/>											
11-17-0	0-0-0	0-0-0		CONFERENCE		0-0-0		0-0-0		11-17-0	
8-5-0	0-0-0	0-0-0		HOME		0-0-0		0-0-0		8-5-0	
3-10-0	0-0-0	0-0-0		AWAY		0-0-0		0-0-0		3-10-0	
0-2-0	0-0-0	0-0-0		NEUTRAL		0-0-0		0-0-0		0-2-0	
<hr/>											
RPI	S	Opponent	Score	RPI	S	Opponent	Score	RPI	S	Opponent	Score
				94 A Memphis 5 9				108 H Lamar University 1 10			
				94 A Memphis 1 11				130 A New Orleans 0 5			
				94 A Memphis 3 5				141 A Nicholls St. 9 10			
								141 H Nicholls St. 6 5			
								226 A Jackson St. 4 5			
								226 H Jackson St. 13 8			
								235 N LIU Brooklyn 4 9			
								266 N Hofstra 2 4			
								270 N Wagner 11 4			
								276 A Texas Southern 1 9			
								276 A Texas Southern 8 6			
								276 A Texas Southern 1 11			
								276 H Texas Southern 12 11			
								276 H Texas Southern 8 6			
								276 H Texas Southern 8 5			
								278 A Grambling 4 15			
								278 A Grambling 5 8			
								278 A Grambling 8 14			
								278 H Grambling 6 9			
								278 H Grambling 3 2			
				278 H Grambling 3 11							
				278 N Grambling 5 11							
				284 A Ark.-Pine Bluff 7 3							
				284 A Ark.-Pine Bluff 8 9							
				284 A Ark.-Pine Bluff 3 2							
				284 H Ark.-Pine Bluff 9 5							
				284 H Ark.-Pine Bluff 4 6							
				276 A Texas Southern 8 6							
				141 H Nicholls St. 6 5							
				285 A Prairie View 1 3							
				285 A Prairie View 1 3							
				285 A Prairie View 13 15							
				278 A Grambling 8 14							
				284 H Ark.-Pine Bluff 4 6							
<hr/>											
Non-Div. I Games:	Loyola (LA)	2	1	LSU-Alexandria	7	1	Loyola (LA)	13	6	Southern U.	

Southern U.

Southern U.

Southern U.

Southern U.

Average RPI Win: 262		WON-LOST	WINNING	LAST 10	STRENGTH OF		OPP. STRENGTH	TEAM	ADJ	CONF.	ADJ CONF.
Average RPI Loss: 218		RECORD	PCT. RANK	GAMES	SCHEDULE		OF SCHEDULE	RPI	RPI	RPI	RPI
DIV. I ONLY		7-32-0	.17949	293	1-9-0		284	296	293	.36366	293
DIV. I NON-CONF.		1-14-0	.06667	297	0-5-0		180	278	289	.38139	289
TOTALS		RPI 1-25	RPI 26-50		W-L RECORDS		RPI 51-100		RPI 101-150		RPI 150+
7-32-0		0-1-0	0-0-0		OVERALL		0-1-0		0-3-0		7-27-0
2-14-0		0-0-0	0-0-0		HOME		0-0-0		0-0-0		2-14-0
5-18-0		0-1-0	0-0-0		AWAY		0-1-0		0-3-0		5-13-0
0-0-0		0-0-0	0-0-0		NEUTRAL		0-0-0		0-0-0		0-0-0
1-14-0		0-1-0	0-0-0		NON-CONFERENCE		0-1-0		0-3-0		1-9-0
0-4-0		0-0-0	0-0-0		HOME		0-0-0		0-0-0		0-4-0
1-10-0		0-1-0	0-0-		AWAY		0-1-0		0-3-0		1-5-0
0-0-0		0-0-0	0-0-0		NEUTRAL		0-0-0		0-0-0		0-0-0
6-18-0		0-0-0	0-0-0		CONFERENCE		0-0-0		0-0-0		6-18-0
2-10-0		0-0-0	0-0-0		HOME		0-0-0		0-0-0		2-10-0
4-8-0		0-0-0	0-0-0		AWAY		0-0-0		0-0-0		4-8-0
0-0-0		0-0-0	0-0-0		NEUTRAL		0-0-0		0-0-0		0-0-0
RPI S	Opponent	Score		RPI S	Opponent	Score		RPI S	Opponent	Score	
24 A	Mississippi St.	0	5					94 A	Memphis	4	13
								125 A	Central Ark.	2	9
								141 A	Nicholls St.	3	4
								150 A	SFA	2	8
								184 A	Arkansas St.	10	9
								196 A	Alabama St.	5	10
								196 A	Alabama St.	7	2
								196 A	Alabama St.	3	12
								196 H	Alabama St.	5	7
								196 H	Alabama St.	6	7
								196 H	Alabama St.	2	14
								210 A	Lipscomb	3	9
								210 A	Lipscomb	3	9
								210 A	Lipscomb	1	11
								226 A	Jackson St.	2	9
								226 A	Jackson St.	6	13
								226 A	Jackson St.	8	9
								226 H	Jackson St.	0	6
								226 H	Jackson St.	2	3
								226 H	Jackson St.	3	5
								227 A	Northwestern St.	1	11
								227 A	Northwestern St.	0	14
								249 H	North Dakota St.	3	9
								249 H	North Dakota St.	4	10
								249 H	North Dakota St.	6	9
								249 H	North Dakota St.	4	7
								286 A	Alcorn	5	1
								286 A	Alcorn	3	4
LAST 10 GAMES											
210 A	Lipscomb	3	9	196 A	Alabama St.	3	12				
210 A	Lipscomb	3	9	227 A	Northwestern St.	0	14				
210 A	Lipscomb	1	11	227 A	Northwestern St.	1	11				
196 A	Alabama St.	7	2	295 H	Alabama A&M	1	3				
196 A	Alabama St.	5	10	295 H	Alabama A&M	0	1				

Non-Div. I Games:

Delta St.

1

8

Delta St.

4

15

Mississippi Val.

RPI	S	Opponent	Score	
286	A	Alcorn	2	3
286	H	Alcorn	0	13
286	H	Alcorn	3	11
286	H	Alcorn	5	3
295	A	Alabama A&M	4	3
295	A	Alabama A&M	6	4
295	A	Alabama A&M	6	9
295	H	Alabama A&M	0	1
295	H	Alabama A&M	5	3
295	H	Alabama A&M	1	3

Mississippi Val.

M
i
s
s
i
s
s
i
p
p
i
V
a
l
.

M
i
s
s
i
s
s
i
p
p
i
V
a
l
.

Average RPI Win:	273	WON-LOST	WINNING		LAST 10		STRENGTH OF		OPP. STRENGTH		TEAM	ADJ		CONF.	ADJ CONF.
Average RPI Loss:	240	RECORD	PCT. RANK		GAMES		SCHEDULE		OF SCHEDULE		RPI	RPI		RPI	RPI
DIV. I ONLY		11-31-0	.2619	281	2-8-0		298		295		295	.35933	294	28	28
DIV. I NON-CONF.		3-16-0	.15789	284	0-2-0		296		280		297	.3521	297	29	29
TOTALS		RPI 1-25	RPI 26-50		W-L RECORDS		RPI 51-100		RPI 101-150		RPI 150+				
11-31-0		0-0-0	0-0-0		OVERALL		0-0-0		0-3-0		11-28-0				
4-12-0		0-0-0	0-0-0		HOME		0-0-0		0-0-0		4-12-0				
6-16-0		0-0-0	0-0-0		AWAY		0-0-0		0-3-0		6-13-0				
1-3-0		0-0-0	0-0-0		NEUTRAL		0-0-0		0-0-0		1-3-0				
3-16-0		0-0-0	0-0-0		NON-CONFERENCE		0-0-0		0-3-0		3-13-0				
1-3-0		0-0-0	0-0-0		HOME		0-0-0		0-0-0		1-3-0				
1-10-0		0-0-0	0-0-		AWAY		0-0-0		0-3-0		1-7-0				
1-3-0		0-0-0	0-0-0		NEUTRAL		0-0-0		0-0-0		1-3-0				
8-15-0		0-0-0	0-0-0		CONFERENCE		0-0-0		0-0-0		8-15-0				
3-9-0		0-0-0	0-0-0		HOME		0-0-0		0-0-0		3-9-0				
5-6-0		0-0-0	0-0-0		AWAY		0-0-0		0-0-0		5-6-0				
0-0-0		0-0-0	0-0-0		NEUTRAL		0-0-0		0-0-0		0-0-0				
RPI	S	Opponent	Score	RPI	S	Opponent	Score	RPI	S	Opponent	Score	RPI	S	Opponent	Score
												109	A	Southern California	2 22
												109	A	Southern California	2 6
												109	A	Southern California	4 9
												158	A	UMBC	10 4
												176	A	George Washington	7 20
												185	N	Harvard	3 14
												185	N	Harvard	2 6
												201	A	Navy	3 11
												206	A	Georgetown	4 14
												206	H	Georgetown	5 6
												230	A	James Madison	2 16
												230	A	James Madison	1 12
												241	A	Towson	5 7
												251	H	Richmond	4 7
												259	A	Norfolk St.	4 8
												259	A	Norfolk St.	2 4
												259	H	Norfolk St.	2 16
												259	H	Norfolk St.	5 7
												259	H	Norfolk St.	3 5
												277	A	Delaware St.	8 12
												277	A	Delaware St.	5 15
												277	A	Delaware St.	11 9
												277	A	Delaware St.	14 3
												277	A	Delaware St.	4 8
												277	A	Delaware St.	9 7
												277	H	Delaware St.	3 5
												277	H	Delaware St.	6 13
												277	H	Delaware St.	6 13

Non-Div. I Games:

Coppin St.

RPI	S	Opponent	Score	
277	H	Delaware St.	8	3
283	H	Lehigh	9	18
288	A	UMES	4	2
288	A	UMES	3	6
288	A	UMES	7	3
288	H	UMES	12	15
288	H	UMES	1	0
288	H	UMES	4	7
288	H	UMES	3	5
288	H	UMES	3	4
288	H	UMES	7	6
291	N	Lafayette	3	1
291	N	Lafayette	5	6
297	A	Mt. St. Mary's	3	7
297	H	Mt. St. Mary's	9	6

C
o
p
p
i
n
s
t
.

C
o
p
p
i
n
s
t
.

Average RPI Win: 282		WON-LOST RECORD		WINNING PCT. RANK		LAST 10 GAMES		STRENGTH OF SCHEDULE		OPP. STRENGTH OF SCHEDULE		TEAM RPI		ADJ RPI		CONF. RPI		ADJ CONF. RPI	
DIV. I ONLY		12-41-0		.22642 288		2-8-0		296		294		294		.35765 295		31		31	
DIV. I NON-CONF.		3-23-0		.11538 293		0-4-0		294		287		298		.34147 299		31		31	
TOTALS		RPI 1-25		RPI 26-50		W-L RECORDS		RPI 51-100		RPI 101-150		RPI 150+							
12-41-0		0-0-0		0-1-0		OVERALL		0-2-0		0-4-0		12-34-0							
5-16-0		0-0-0		0-0-0		HOME		0-1-0		0-1-0		5-14-0							
7-24-0		0-0-0		0-1-0		AWAY		0-1-0		0-3-0		7-19-0							
0-1-0		0-0-0		0-0-0		NEUTRAL		0-0-0		0-0-0		0-1-0							
3-23-0		0-0-0		0-1-0		NON-CONFERENCE		0-2-0		0-4-0		3-16-0							
2-5-0		0-0-0		0-0-0		HOME		0-1-0		0-1-0		2-3-0							
1-18-0		0-0-0		0-0-		AWAY		0-1-0		0-3-0		1-13-0							
0-0-0		0-0-0		0-0-0		NEUTRAL		0-0-0		0-0-0		0-0-0							
9-18-0		0-0-0		0-0-0		CONFERENCE		0-0-0		0-0-0		9-18-0							
3-11-0		0-0-0		0-0-0		HOME		0-0-0		0-0-0		3-11-0							
6-6-0		0-0-0		0-0-0		AWAY		0-0-0		0-0-0		6-6-0							
0-1-0		0-0-0		0-0-0		NEUTRAL		0-0-0		0-0-0		0-1-0							
RPI	S	Opponent		Score		RPI	S	Opponent		Score		RPI	S	Opponent		Score			
						38	A	South Ala.	1	11			114	A	Samford	3	11		
													95	A	Tennessee Tech	3	17		
													95	H	Tennessee Tech	4	10		
															123	A	Morehead St.		
															123	A	Morehead St.		
															157	A	Belmont		
															173	A	UAB		
															173	A	UAB		
															187	A	Texas St.		
															187	A	Texas St.		
															187	A	Texas St.		
															196	A	Alabama St.		
															196	A	Alabama St.		
															196	A	Alabama St.		
															196	H	Alabama St.		
															196	H	Alabama St.		
															196	N	Alabama St.		
															210	A	Lipscomb		
															214	A	UT Martin		
															214	H	UT Martin		
															226	A	Jackson St.		
															226	A	Jackson St.		
															226	A	Jackson St.		
															226	H	Jackson St.		
															226	H	Jackson St.		
															226	H	Jackson St.		
															231	A	Eastern Ky.		
															231	A	Eastern Ky.		
Non-Div. I Games:			North Ala.		1 12		North Ala.		6 10										

Alabama A&M

RPI	S	Opponent	Score	
284	H	Ark.-Pine Bluff	4	5
284	H	Ark.-Pine Bluff	5	9
284	H	Ark.-Pine Bluff	1	4
286	A	Alcorn	4	0
286	A	Alcorn	13	10
286	A	Alcorn	7	0
286	H	Alcorn	12	1
286	H	Alcorn	1	12
286	H	Alcorn	8	6
287	A	Savannah St.	0	10
287	A	Savannah St.	1	17
287	A	Savannah St.	4	3
287	A	Savannah St.	4	6
293	A	Mississippi Val.	3	5
293	A	Mississippi Val.	1	0
293	A	Mississippi Val.	3	1
293	H	Mississippi Val.	3	4
293	H	Mississippi Val.	4	6
293	H	Mississippi Val.	9	6
298	H	Fort Wayne	1	15
298	H	Fort Wayne	6	10
298	H	Fort Wayne	8	6
298	H	Fort Wayne	5	3

Alabama A&M

A
l
a
b
a
m
a
A
&
M

A
l
a
b
a
m
a
A
&
M

Average RPI Win: 260		WON-LOST RECORD	WINNING PCT. RANK		LAST 10 GAMES		STRENGTH OF SCHEDULE		OPP. STRENGTH OF SCHEDULE		TEAM RPI	ADJ RPI		CONF. RPI	ADJ CONF. RPI			
Average RPI Loss: 212																		
DIV. I ONLY		5-36-1	.13095	297	2-8-0		275		286		296	.35662	296	32	32			
DIV. I NON-CONF.		5-36-1	.13095	290	2-8-0		275		298		295	.35662	295	32	32			
TOTALS		RPI 1-25		RPI 26-50		W-L RECORDS		RPI 51-100		RPI 101-150		RPI 150+						
5-36-1		0-0-0		0-1-0		OVERALL		0-0-0		0-0-0		5-35-1						
4-12-1		0-0-0		0-0-0		HOME		0-0-0		0-0-0		4-12-1						
1-24-0		0-0-0		0-1-0		AWAY		0-0-0		0-0-0		1-23-0						
0-0-0		0-0-0		0-0-0		NEUTRAL		0-0-0		0-0-0		0-0-0						
5-36-1		0-0-0		0-1-0		NON-CONFERENCE		0-0-0		0-0-0		5-35-1						
4-12-1		0-0-0		0-0-0		HOME		0-0-0		0-0-0		4-12-1						
1-24-0		0-0-0		0-0-		AWAY		0-0-0		0-0-0		1-23-0						
0-0-0		0-0-0		0-0-0		NEUTRAL		0-0-0		0-0-0		0-0-0						
0-0-0		0-0-0		0-0-0		CONFERENCE		0-0-0		0-0-0		0-0-0						
0-0-0		0-0-0		0-0-0		HOME		0-0-0		0-0-0		0-0-0						
0-0-0		0-0-0		0-0-0		AWAY		0-0-0		0-0-0		0-0-0						
0-0-0		0-0-0		0-0-0		NEUTRAL		0-0-0		0-0-0		0-0-0						
RPI	S	Opponent		Score		RPI	S	Opponent		Score		RPI	S	Opponent		Score		
				31	A	St. John's (NY)	8		13			167	H	Fairfield	2	8		
												168	A	Northeastern	0	11		
												168	A	Northeastern	3	12		
												168	A	Northeastern	3	8		
												168	A	Northeastern	7	16		
												177	A	Stony Brook	2	7		
												177	H	Stony Brook	8	11		
												180	H	Albany (NY)	3	0		
												180	H	Albany (NY)	1	8		
												184	A	Arkansas St.	5	13		
												184	A	Arkansas St.	2	5		
												184	A	Arkansas St.	5	11		
												184	A	Arkansas St.	0	6		
												201	A	Navy	0	12		
												201	A	Navy	5	10		
												201	A	Navy	2	10		
												201	A	Navy	3	15		
												206	A	Georgetown	0	9		
												206	A	Georgetown	3	13		
												206	A	Georgetown	4	6		
												207	A	Monmouth	4	10		
						LAST 10 GAMES						207	A	Monmouth	1	7		
				289	A	NJIT	2	6	207	A	Monmouth	1	7	235	A	LIU Brooklyn	5	9
				289	A	NJIT	10	7	207	A	Monmouth	4	10	239	A	Army West Point	3	8
				289	H	NJIT	4	3	235	A	LIU Brooklyn	5	9	246	H	Siena	0	6
				289	H	NJIT	0	4	168	A	Northeastern	7	16	246	H	Siena	5	5
				177	H	Stony Brook	8	11	168	A	Northeastern	3	8	246	H	Siena	3	5

Non-Div. I Games:

NYIT

RPI	S	Opponent	Score	
257	H	Sacred Heart	2	6
257	H	Sacred Heart	0	6
257	H	Sacred Heart	4	3
261	A	Iona	4	13
261	H	Iona	1	9
266	A	Hofstra	3	14
266	H	Hofstra	5	6
270	H	Wagner	0	4
270	H	Wagner	0	5
283	H	Lehigh	6	4
289	A	NJIT	2	6
289	A	NJIT	10	7
289	H	NJIT	0	4
289	H	NJIT	4	3

N
Y
I
T

N
Y
I
T

NYIT

Average RPI Win: 262		WON-LOST	WINNING	LAST 10	STRENGTH OF		OPP. STRENGTH	TEAM	ADJ	CONF.	ADJ CONF.
Average RPI Loss: 200		RECORD	PCT. RANK	GAMES	SCHEDULE		OF SCHEDULE	RPI	RPI	RPI	RPI
DIV. I ONLY		7-36-0	.16279	295	2-8-0		285	287	297	.35537	297
DIV. I NON-CONF.		3-16-0	.15789	284	1-0-0		288	293	296	.35338	296
TOTALS		RPI 1-25	RPI 26-50		W-L RECORDS		RPI 51-100		RPI 101-150		RPI 150+
7-36-0	0-0-0	0-0-0		OVERALL		0-0-0		0-9-0		7-27-0	
6-9-0	0-0-0	0-0-0		HOME		0-0-0		0-0-0		6-9-0	
1-27-0	0-0-0	0-0-0		AWAY		0-0-0		0-9-0		1-18-0	
0-0-0	0-0-0	0-0-0		NEUTRAL		0-0-0		0-0-0		0-0-0	
3-16-0	0-0-0	0-0-0		NON-CONFERENCE		0-0-0		0-5-0		3-11-0	
3-2-0	0-0-0	0-0-0		HOME		0-0-0		0-0-0		3-2-0	
0-14-0	0-0-0	0-0-0		AWAY		0-0-0		0-5-0		0-9-0	
0-0-0	0-0-0	0-0-0		NEUTRAL		0-0-0		0-0-0		0-0-0	
4-20-0	0-0-0	0-0-0		CONFERENCE		0-0-0		0-4-0		4-16-0	
3-7-0	0-0-0	0-0-0		HOME		0-0-0		0-0-0		3-7-0	
1-13-0	0-0-0	0-0-0		AWAY		0-0-0		0-4-0		1-9-0	
0-0-0	0-0-0	0-0-0		NEUTRAL		0-0-0		0-0-0		0-0-0	
RPI S	Opponent	Score	RPI S	Opponent	Score	RPI S	Opponent	Score	RPI S	Opponent	Score
									105 A	New Mexico St.	2 13
									105 A	New Mexico St.	3 6
									105 A	New Mexico St.	4 25
									105 A	New Mexico St.	1 29
									110 A	Duke	3 10
									147 A	Bryant	1 11
									147 A	Bryant	2 6
									147 A	Bryant	0 11
									147 A	Bryant	1 12
									158 A	UMBC	7 19
									158 A	UMBC	1 14
									162 A	Central Conn. St.	0 2
									162 A	Central Conn. St.	1 9
									162 A	Central Conn. St.	0 4
									162 H	Central Conn. St.	2 7
									162 H	Central Conn. St.	3 11
									162 H	Central Conn. St.	5 7
									188 H	George Mason	4 19
									199 A	N.C. A&T	1 3
									199 A	N.C. A&T	2 4
									199 A	N.C. A&T	7 14
									206 H	Georgetown	2 13
									235 A	LIU Brooklyn	8 12
									235 A	LIU Brooklyn	10 12
									235 A	LIU Brooklyn	11 8
									235 H	LIU Brooklyn	18 8
									235 H	LIU Brooklyn	8 7
LAST 10 GAMES											
			147 A	Bryant	2 6	257 H	Sacred Heart	4 7	235 A	LIU Brooklyn	8 12
			147 A	Bryant	1 11	257 H	Sacred Heart	7 0	235 A	LIU Brooklyn	10 12
			147 A	Bryant	0 11	257 H	Sacred Heart	4 17	235 A	LIU Brooklyn	11 8
			147 A	Bryant	1 12	257 H	Sacred Heart	7 19	235 H	LIU Brooklyn	18 8
			294 H	Coppin St.	7 3	235 A	LIU Brooklyn	8 12	235 H	LIU Brooklyn	8 7

Non-Div. I Games:

Mt. St. Mary's

RPI	S	Opponent	Score	
235	H	LIU Brooklyn	11	15
257	H	Sacred Heart	4	17
257	H	Sacred Heart	4	7
257	H	Sacred Heart	7	19
257	H	Sacred Heart	7	0
287	A	Savannah St.	5	6
287	A	Savannah St.	1	9
287	A	Savannah St.	8	9
288	H	UMES	2	1
288	H	UMES	2	0
290	A	Fairleigh Dickinson	5	6
290	A	Fairleigh Dickinson	1	4
290	A	Fairleigh Dickinson	2	5
290	A	Fairleigh Dickinson	2	15
294	A	Coppin St.	6	9
294	H	Coppin St.	7	3

Mt. St. Mary's

M
t
.
S
t
.
M
a
r
y
'
s

M
t
.
S
t
.
M
a
r
y
'
s

Average RPI Win: 282		WON-LOST	WINNING	LAST 10	STRENGTH OF		OPP. STRENGTH	TEAM	ADJ	CONF.	ADJ CONF.				
Average RPI Loss: 204		RECORD	PCT. RANK	GAMES	SCHEDULE		OF SCHEDULE	RPI	RPI	RPI	RPI				
DIV. I ONLY		6-40-0	.13043	298	1-9-0		287	285	298	.35086	298	29	29		
DIV. I NON-CONF.		3-16-0	.15789	284	0-2-0		281	295	291	.37507	291	28	28		
TOTALS		RPI 1-25	RPI 26-50		W-L RECORDS		RPI 51-100		RPI 101-150		RPI 150+				
6-40-0		0-1-0	0-0-0		OVERALL		0-6-0		0-4-0		6-29-0				
1-12-0		0-0-0	0-0-0		HOME		0-3-0		0-0-0		1-9-0				
4-24-0		0-1-0	0-0-0		AWAY		0-3-0		0-1-0		4-19-0				
1-4-0		0-0-0	0-0-0		NEUTRAL		0-0-0		0-3-0		1-1-0				
3-16-0		0-1-0	0-0-0		NON-CONFERENCE		0-0-0		0-4-0		3-11-0				
0-1-0		0-0-0	0-0-0		HOME		0-0-0		0-0-0		0-1-0				
2-11-0		0-1-0	0-0-		AWAY		0-0-0		0-1-0		2-9-0				
1-4-0		0-0-0	0-0-0		NEUTRAL		0-0-0		0-3-0		1-1-0				
3-24-0		0-0-0	0-0-0		CONFERENCE		0-6-0		0-0-0		3-18-0				
1-11-0		0-0-0	0-0-0		HOME		0-3-0		0-0-0		1-8-0				
2-13-0		0-0-0	0-0-0		AWAY		0-3-0		0-0-0		2-10-0				
0-0-0		0-0-0	0-0-0		NEUTRAL		0-0-0		0-0-0		0-0-0				
RPI S	Opponent	Score		RPI S	Opponent	Score		RPI S	Opponent	Score		RPI S	Opponent	Score	
3	A Louisville	2	12					91	A Oral Roberts	0	10	126	A Purdue	0	18
								91	A Oral Roberts	1	15	126	N Purdue	7	9
								91	A Oral Roberts	2	11	143	N Canisius	4	8
								91	H Oral Roberts	1	15	143	N Canisius	6	13
								91	H Oral Roberts	1	3	154	A Butler	3	13
								91	H Oral Roberts	2	14	154	A Butler	0	2
												154	H Butler	3	10
												160	A Ball St.	0	3
												216	A Little Rock	2	3
												216	A Little Rock	2	17
												216	A Little Rock	5	9
												216	A Little Rock	1	5
												249	A North Dakota St.	4	6
												249	A North Dakota St.	1	2
												249	A North Dakota St.	2	12
												250	A South Dakota St.	2	12
												250	A South Dakota St.	6	10
												250	A South Dakota St.	0	1
												250	H South Dakota St.	5	10
												250	H South Dakota St.	2	11
												250	H South Dakota St.	3	12
												268	A Western Ill.	1	4
												268	A Western Ill.	5	1
												268	A Western Ill.	5	6
												268	H Western Ill.	4	7
												268	H Western Ill.	2	0
												268	H Western Ill.	5	15
Non-Div. I Games:		Goshen	6	4	Cleary	12	1	Ind.-South Bend	10	11	Fort Wayne				

RPI	S	Opponent	Score	
278	A	Omaha	0	19
278	A	Omaha	14	7
278	A	Omaha	6	7
278	H	Omaha	1	14
278	H	Omaha	1	4
278	H	Omaha	8	9
282	N	Chicago St.	5	7
289	N	NJIT	5	3
295	A	Alabama A&M	10	6
295	A	Alabama A&M	15	1
295	A	Alabama A&M	3	5
295	A	Alabama A&M	6	8

Fort Wayne

F
o
r
t
W
a
y
n
e

F
o
r
t
W
a
y
n
e

Average RPI Win:	0	WON-LOST	WINNING	LAST 10	STRENGTH OF	OPP. STRENGTH	TEAM	ADJ	CONF.	ADJ CONF.		
Average RPI Loss:	204	RECORD	PCT. RANK	GAMES	SCHEDULE	OF SCHEDULE	RPI	RPI	RPI	RPI		
DIV. I ONLY		0-35-0	0	299	0-10-0	246	284	299	.33648	299	26	26
DIV. I NON-CONF.		0-14-0	0	299	0-2-0	238	294	299	.34406	298	25	25
TOTALS	RPI 1-25	RPI 26-50		W-L RECORDS		RPI 51-100		RPI 101-150		RPI 150+		
0-35-0	0-0-0	0-4-0		OVERALL		0-1-0		0-3-0		0-27-0		
0-15-0	0-0-0	0-0-0		HOME		0-0-0		0-3-0		0-12-0		
0-19-0	0-0-0	0-3-0		AWAY		0-1-0		0-0-0		0-15-0		
0-1-0	0-0-0	0-1-0		NEUTRAL		0-0-0		0-0-0		0-0-0		
0-14-0	0-0-0	0-4-0		NON-CONFERENCE		0-1-0		0-0-0		0-9-0		
0-4-0	0-0-0	0-0-0		HOME		0-0-0		0-0-0		0-4-0		
0-9-0	0-0-0	0-0-		AWAY		0-1-0		0-0-0		0-5-0		
0-1-0	0-0-0	0-1-0		NEUTRAL		0-0-0		0-0-0		0-0-0		
0-21-0	0-0-0	0-0-0		CONFERENCE		0-0-0		0-3-0		0-18-0		
0-11-0	0-0-0	0-0-0		HOME		0-0-0		0-3-0		0-8-0		
0-10-0	0-0-0	0-0-0		AWAY		0-0-0		0-0-0		0-10-0		
0-0-0	0-0-0	0-0-0		NEUTRAL		0-0-0		0-0-0		0-0-0		
RPI	S	Opponent	Score	RPI	S	Opponent	Score	RPI	S	Opponent	Score	
				31	N	St. John's (NY)	9 12	82	A	Seton Hall	0 11	
				47	A	Louisiana	0 4					
				47	A	Louisiana	0 10					
				47	A	Louisiana	1 6					
				LAST 10 GAMES								
				261	A	Iona	3 8	246	H	Siena	2 17	
				261	H	Iona	1 16	283	H	Lehigh	5 15	
				261	H	Iona	5 15	290	H	Fairleigh Dickinson	10 25	
				246	H	Siena	7 8	129	H	Marist	2 6	
				246	H	Siena	4 12	129	H	Marist	6 27	
								261	A	Iona	3 8	
								261	H	Iona	1 16	
								261	H	Iona	5 15	
								270	H	Wagner	2 9	
								283	A	Lehigh	3 10	
								283	H	Lehigh	5 15	

Non-Div. I Games:

Saint Peter's

RPI	S	Opponent	Score	
289	A	NJIT	1	17
290	A	Fairleigh Dickinson	6	13
290	H	Fairleigh Dickinson	10	25

Saint Peter's

S
a
i
n
t
P
e
t
e
r
'
s

S
a
i
n
t
P
e
t
e
r
'
s