

Average RPI Win:	85	WON-LOST RECORD	WINNING PCT. RANK	LAST 10 GAMES	STRENGTH OF SCHEDULE	OPP. STRENGTH OF SCHEDULE	TEAM RPI	ADJ RPI	CONF. RPI	ADJ CONF. RPI		
DIV. I ONLY		41-4-0	.91111	1	9-1-0	48	6	1	.64223	1	4	4
DIV. I NON-CONF.		16-1-0	.94118	2	0-0-0	100	32	1	.62759	1	3	3
<hr/>												
TOTALS	RPI 1-25	RPI 26-50		W-L RECORDS		RPI 51-100		RPI 101-150		RPI 150+		
41-4-0	6-0-0	4-0-0		OVERALL		18-2-0		5-2-0		8-0-0		
19-1-0	3-0-0	0-0-0		HOME		7-0-0		2-1-0		7-0-0		
15-2-0	3-0-0	0-0-0		AWAY		11-2-0		0-0-0		1-0-0		
7-1-0	0-0-0	4-0-0		NEUTRAL		0-0-0		3-1-0		0-0-0		
16-1-0	0-0-0	4-0-0		NON-CONFERENCE		1-0-0		3-1-0		8-0-0		
7-0-0	0-0-0	0-0-0		HOME		0-0-0		0-0-0		7-0-0		
2-0-0	0-0-0	0-0-		AWAY		1-0-0		0-0-0		1-0-0		
7-1-0	0-0-0	4-0-0		NEUTRAL		0-0-0		3-1-0		0-0-0		
25-3-0	6-0-0	0-0-0		CONFERENCE		17-2-0		2-1-0		0-0-0		
12-1-0	3-0-0	0-0-0		HOME		7-0-0		2-1-0		0-0-0		
13-2-0	3-0-0	0-0-0		AWAY		10-2-0		0-0-0		0-0-0		
0-0-0	0-0-0	0-0-0		NEUTRAL		0-0-0		0-0-0		0-0-0		
RPI	S	Opponent	Score	RPI	S	Opponent	Score	RPI	S	Opponent	Score	
13	A	Stanford	15 7	34	N	Indiana	1 0	51	H	Utah	5 4	
13	A	Stanford	3 1	34	N	Indiana	4 1	51	H	Utah	5 1	
13	A	Stanford	7 0	41	N	Nebraska	10 1	51	H	Utah	5 4	
16	H	Arizona	5 4	41	N	Nebraska	5 2	58	A	Saint Mary's (CA)	4 3	
16	H	Arizona	4 3					60	A	UCLA	4 2	
16	H	Arizona	11 7					60	A	UCLA	1 7	
								60	A	UCLA	2 1	
								66	A	Washington	3 0	
								66	A	Washington	2 3	
								66	A	Washington	5 2	
								68	A	Oregon	5 4	
								68	A	Oregon	1 0	
								68	A	Oregon	6 1	
								68	H	Oregon	4 1	
								76	H	California	8 0	
								76	H	California	11 10	
								76	H	California	10 2	
								88	A	Arizona St.	2 0	
								88	A	Arizona St.	10 1	
								88	A	Arizona St.	4 0	
LAST 10 GAMES												
				68	A	Oregon	1 0	76	H	California	8 0	
				68	A	Oregon	5 4	68	H	Oregon	4 1	
				68	A	Oregon	6 1	110	H	Southern California	10 1	
				76	H	California	10 2	110	H	Southern California	5 7	
				76	H	California	11 10	110	H	Southern California	3 1	

Non-Div. I Games:

Oregon St.

Average RPI Win:		84	WON-LOST		WINNING		LAST 10		STRENGTH OF		OPP. STRENGTH		TEAM	ADJ		CONF.	ADJ CONF.	
Average RPI Loss:		55	RECORD		PCT. RANK		GAMES		SCHEDULE		OF SCHEDULE		RPI	RPI		RPI	RPI	
DIV. I ONLY			41-10-0		.80392		4		9-1-0		20		7		2		.61851	
DIV. I NON-CONF.			20-4-0		.83333		9		4-0-0		15		25		5		.60817	
TOTALS		RPI 1-25		RPI 26-50		W-L RECORDS		RPI 51-100		RPI 101-150		RPI 150+						
41-10-0		9-3-0		8-2-0		OVERALL		10-3-0		6-2-0		8-0-0						
27-7-0		9-3-0		4-2-0		HOME		4-2-0		2-0-0		8-0-0						
13-3-0		0-0-0		3-0-0		AWAY		6-1-0		4-2-0		0-0-0						
1-0-0		0-0-0		1-0-0		NEUTRAL		0-0-0		0-0-0		0-0-0						
20-4-0		4-2-0		3-1-0		NON-CONFERENCE		3-1-0		2-0-0		8-0-0						
18-4-0		4-2-0		2-1-0		HOME		2-1-0		2-0-0		8-0-0						
1-0-0		0-0-0		0-0-		AWAY		1-0-0		0-0-0		0-0-0						
1-0-0		0-0-0		1-0-0		NEUTRAL		0-0-0		0-0-0		0-0-0						
21-6-0		5-1-0		5-1-0		CONFERENCE		7-2-0		4-2-0		0-0-0						
9-3-0		5-1-0		2-1-0		HOME		2-1-0		0-0-0		0-0-0						
12-3-0		0-0-0		3-0-0		AWAY		5-1-0		4-2-0		0-0-0						
0-0-0		0-0-0		0-0-0		NEUTRAL		0-0-0		0-0-0		0-0-0						
RPI	S	Opponent		Score		RPI	S	Opponent		Score		RPI	S	Opponent		Score		
7	H	Kentucky		6	5	28	A	Florida St.		5	2	54	H	Liberty		2	5	
7	H	Kentucky		3	1	28	A	Florida St.		9	7	61	H	Miami (FL)		6	3	
7	H	Kentucky		5	4	28	A	Florida St.		3	1	61	H	Miami (FL)		2	6	
8	H	Clemson		3	2	29	H	St. John's (NY)		4	5	61	H	Miami (FL)		7	2	
8	H	Clemson		5	1	30	N	South Carolina		20	5	65	A	Georgia Tech		2	4	
8	H	Clemson		5	4	36	H	Maryland		9	2	65	A	Georgia Tech		7	4	
10	H	Virginia		1	2	40	H	North Carolina St.		7	2	65	A	Georgia Tech		6	5	
10	H	Virginia		12	2	40	H	North Carolina St.		2	4	84	H	Winthrop		11	0	
10	H	Virginia		9	4	40	H	North Carolina St.		7	1	85	A	East Carolina		6	2	
22	H	Long Beach St.		1	4	46	H	Coastal Caro.		7	6	85	H	East Carolina		3	2	
22	H	Long Beach St.		2	5							87	A	Boston College		16	4	
22	H	Long Beach St.		8	5							87	A	Boston College		15	3	
												87	A	Boston College		17	7	
								LAST 10 GAMES										
						113	A	Virginia Tech		20	0	251	H	Richmond		5	4	
						113	A	Virginia Tech		4	8	8	H	Clemson		3	2	
						113	A	Virginia Tech		9	4	8	H	Clemson		5	4	
						208	H	UNC Asheville		16	4	8	H	Clemson		5	1	
						143	H	Davidson		7	6	210	H	Campbell		7	1	

Non-Div. I Games:

North Carolina

[illegible]

Non-Div. I Games:

Louisville

Average RPI Win:		93	WON-LOST RECORD		WINNING PCT. RANK		LAST 10 GAMES		STRENGTH OF SCHEDULE		OPP. STRENGTH OF SCHEDULE		TEAM RPI		ADJ RPI		CONF. RPI		ADJ CONF. RPI				
DIV. I ONLY			39-13-0		.75		10		26		12		4		.6102		4		1				
DIV. I NON-CONF.			26-5-0		.83871		8		77		29		4		.60852		4		1				
TOTALS		RPI 1-25		RPI 26-50		W-L RECORDS		RPI 51-100		RPI 101-150		RPI 150+											
39-13-0		13-6-0		4-2-0		OVERALL		9-5-0		7-0-0		6-0-0											
19-5-0		5-2-0		2-0-0		HOME		7-3-0		1-0-0		4-0-0											
15-6-0		7-4-0		1-1-0		AWAY		2-1-0		5-0-0		0-0-0											
5-2-0		1-0-0		1-1-0		NEUTRAL		0-1-0		1-0-0		2-0-0											
26-5-0		3-1-0		4-2-0		NON-CONFERENCE		6-2-0		7-0-0		6-0-0											
14-1-0		1-0-0		2-0-0		HOME		6-1-0		1-0-0		4-0-0											
7-2-0		1-1-0		1-0-		AWAY		0-0-0		5-0-0		0-0-0											
5-2-0		1-0-0		1-1-0		NEUTRAL		0-1-0		1-0-0		2-0-0											
13-8-0		10-5-0		0-0-0		CONFERENCE		3-3-0		0-0-0		0-0-0											
5-4-0		4-2-0		0-0-0		HOME		1-2-0		0-0-0		0-0-0											
8-4-0		6-3-0		0-0-0		AWAY		2-1-0		0-0-0		0-0-0											
0-0-0		0-0-0		0-0-0		NEUTRAL		0-0-0		0-0-0		0-0-0											
RPI	S	Opponent		Score		RPI	S	Opponent		Score		RPI	S	Opponent		Score		RPI	S	Opponent		Score	
6	H	TCU		21	3	32	N	Ole Miss		5	1	67	H	Oklahoma St.		10	12	109	A	New Mexico St.		15	4
6	H	TCU		6	4	35	N	Texas A&M		0	9	67	H	Oklahoma St.		8	2	109	H	New Mexico St.		16	1
6	H	TCU		1	4	49	A	New Mexico		27	15	67	H	Oklahoma St.		1	3	109	N	New Mexico St.		6	4
11	N	LSU		5	4	49	A	New Mexico		5	16	76	H	California		3	2	146	A	Wichita St.		4	1
12	H	Baylor		9	10	49	H	New Mexico		12	4	76	H	California		11	2	146	A	Wichita St.		3	1
12	H	Baylor		5	3	49	H	New Mexico		7	2	76	H	California		4	2	146	A	Wichita St.		10	5
12	H	Baylor		13	2							76	H	California		5	1	150	A	Ohio St.		5	3
16	H	Arizona		13	1							90	N	UT Arlington		1	5	246	H	UNLV		5	4
17	A	Oklahoma		2	6							91	H	UTSA		2	3	246	H	UNLV		5	2
17	A	Oklahoma		4	5							91	H	UTSA		7	6	269	N	Western Ill.		15	1
17	A	Oklahoma		9	4							91	H	UTSA		8	4	269	N	Western Ill.		13	5
20	A	West Virginia		1	0							98	A	Kansas St.		7	4	276	H	Texas Southern		8	4
20	A	West Virginia		2	3							98	A	Kansas St.		3	5	276	H	Texas Southern		14	7
20	A	West Virginia		4	3							98	A	Kansas St.		12	8						
23	A	Texas		2	1																		
23	A	Texas		2	1																		
23	A	Texas		8	5																		
24	A	Mississippi St.		5	8																		
24	A	Mississippi St.		5	2																		
LAST 10 GAMES																							
20	A	West Virginia		2	3	6	H	TCU		6	4												
20	A	West Virginia		1	0	6	H	TCU		1	4												
20	A	West Virginia		4	3	49	A	New Mexico		27	15												
150	A	Ohio St.		5	3	49	A	New Mexico		5	16												
6	H	TCU		21	3	67	H	Oklahoma St.		1	3												

Non-Div. I Games:

Texas Tech

Average RPI Win:	75	WON-LOST RECORD	WINNING PCT. RANK	LAST 10 GAMES	STRENGTH OF SCHEDULE	OPP. STRENGTH OF SCHEDULE	TEAM RPI	ADJ RPI	CONF. RPI	ADJ CONF. RPI		
DIV. I ONLY		38-14-0	.73077	12	9-1-0	17	2	5	.60851	5	2	2
DIV. I NON-CONF.		19-6-0	.76	20	2-1-0	7	7	3	.60942	3	2	2
<hr/>												
TOTALS	RPI 1-25	RPI 26-50		W-L RECORDS		RPI 51-100		RPI 101-150		RPI 150+		
38-14-0	5-4-0	9-6-0		OVERALL		12-4-0		9-0-0		3-0-0		
24-7-0	3-2-0	7-3-0		HOME		6-2-0		8-0-0		0-0-0		
13-7-0	2-2-0	1-3-0		AWAY		6-2-0		1-0-0		3-0-0		
1-0-0	0-0-0	1-0-0		NEUTRAL		0-0-0		0-0-0		0-0-0		
19-6-0	1-2-0	3-0-0		NON-CONFERENCE		6-4-0		9-0-0		0-0-0		
16-3-0	1-1-0	1-0-0		HOME		6-2-0		8-0-0		0-0-0		
2-3-0	0-1-0	1-0-		AWAY		0-2-0		1-0-0		0-0-0		
1-0-0	0-0-0	1-0-0		NEUTRAL		0-0-0		0-0-0		0-0-0		
19-8-0	4-2-0	6-6-0		CONFERENCE		6-0-0		0-0-0		3-0-0		
8-4-0	2-1-0	6-3-0		HOME		0-0-0		0-0-0		0-0-0		
11-4-0	2-1-0	0-3-0		AWAY		6-0-0		0-0-0		3-0-0		
0-0-0	0-0-0	0-0-0		NEUTRAL		0-0-0		0-0-0		0-0-0		
RPI S	Opponent	Score	RPI S	Opponent	Score	RPI S	Opponent	Score	RPI S	Opponent	Score	
11 H	LSU	6 10	28 A	Florida St.	10 7	55 A	FGCU	3 7	107 H	North Florida	2 1	
11 H	LSU	8 1	28 H	Florida St.	1 0	55 H	FGCU	2 3	112 H	William & Mary	11 6	
11 H	LSU	1 0	28 N	Florida St.	4 1	61 H	Miami (FL)	1 0	112 H	William & Mary	5 4	
19 H	South Fla.	10 15	30 H	South Carolina	7 5	61 H	Miami (FL)	2 0	112 H	William & Mary	8 1	
21 A	Vanderbilt	20 8	30 H	South Carolina	1 0	61 H	Miami (FL)	6 2	114 H	Florida A&M	8 7	
21 A	Vanderbilt	10 6	30 H	South Carolina	2 4	63 A	Missouri	4 3	126 H	Columbia	7 2	
21 A	Vanderbilt	0 2	32 H	Ole Miss	7 4	63 A	Missouri	2 1	126 H	Columbia	7 0	
25 A	UCF	2 11	32 H	Ole Miss	6 4	63 A	Missouri	2 1	126 H	Columbia	8 4	
25 H	UCF	4 3	32 H	Ole Miss	11 2	78 H	Seton Hall	2 3	147 A	Stetson	9 8	
			42 H	Tennessee	2 3	78 H	Seton Hall	8 0	177 A	Alabama	10 5	
			42 H	Tennessee	6 7	78 H	Seton Hall	4 3	177 A	Alabama	2 1	
			42 H	Tennessee	5 4	80 A	Jacksonville	2 3	177 A	Alabama	13 6	
			44 A	Auburn	1 2	80 H	Jacksonville	6 2				
			44 A	Auburn	3 14	92 A	Georgia	6 4				
			44 A	Auburn	5 6	92 A	Georgia	6 3				
						92 A	Georgia	4 3				
LAST 10 GAMES												
			177 A	Alabama	10 5	32 H	Ole Miss	7 4				
			177 A	Alabama	13 6	32 H	Ole Miss	11 2				
			177 A	Alabama	2 1	80 H	Jacksonville	6 2				
			19 H	South Fla.	10 15	114 H	Florida A&M	8 7				
			32 H	Ole Miss	6 4	92 A	Georgia	4 3				

Non-Div. I Games:

Florida

Average RPI Win: 94		WON-LOST RECORD		WINNING PCT. RANK		LAST 10 GAMES		STRENGTH OF SCHEDULE		OPP. STRENGTH OF SCHEDULE		TEAM RPI		ADJ RPI		CONF. RPI		ADJ CONF. RPI					
DIV. I ONLY		36-16-0		.69231		21		7-3-0		12		5		7		.60134		7		2		2	
DIV. I NON-CONF.		18-7-0		.72		30		1-0-0		31		46		11		.59395		11		2		2	
TOTALS		RPI 1-25		RPI 26-50		W-L RECORDS		RPI 51-100		RPI 101-150		RPI 150+											
36-16-0		6-8-0		12-2-0		OVERALL		4-5-0		5-0-0		9-1-0											
25-5-0		5-2-0		6-1-0		HOME		2-2-0		5-0-0		7-0-0											
10-10-0		1-6-0		6-1-0		AWAY		2-3-0		0-0-0		1-0-0											
1-1-0		0-0-0		0-0-0		NEUTRAL		0-0-0		0-0-0		1-1-0											
18-7-0		1-4-0		2-0-0		NON-CONFERENCE		1-2-0		5-0-0		9-1-0											
15-0-0		1-0-0		1-0-0		HOME		1-0-0		5-0-0		7-0-0											
2-6-0		0-4-0		1-0-		AWAY		0-2-0		0-0-0		1-0-0											
1-1-0		0-0-0		0-0-0		NEUTRAL		0-0-0		0-0-0		1-1-0											
18-9-0		5-4-0		10-2-0		CONFERENCE		3-3-0		0-0-0		0-0-0											
10-5-0		4-2-0		5-1-0		HOME		1-2-0		0-0-0		0-0-0											
8-4-0		1-2-0		5-1-0		AWAY		2-1-0		0-0-0		0-0-0											
0-0-0		0-0-0		0-0-0		NEUTRAL		0-0-0		0-0-0		0-0-0											
RPI	S	Opponent		Score		RPI	S	Opponent		Score		RPI	S	Opponent		Score							
2	A	North Carolina		1	3	30	A	South Carolina		9	4	54	A	Liberty		4	5						
2	A	North Carolina		5	6	30	A	South Carolina		1	5	63	A	Missouri		8	9						
2	A	North Carolina		4	5	30	A	South Carolina		19	1	63	A	Missouri		6	1						
3	A	Louisville		3	5	32	H	Ole Miss		4	1	63	A	Missouri		5	2						
3	H	Louisville		11	7	32	H	Ole Miss		4	2	82	A	Cincinnati		1	2						
11	H	LSU		3	4	32	H	Ole Miss		6	9	82	H	Cincinnati		13	7						
11	H	LSU		12	5	34	H	Indiana		5	2	92	H	Georgia		3	6						
11	H	LSU		10	2	35	A	Texas A&M		7	6	92	H	Georgia		7	4						
21	H	Vanderbilt		7	4	35	A	Texas A&M		6	0	92	H	Georgia		3	5						
21	H	Vanderbilt		10	3	35	A	Texas A&M		11	7												
21	H	Vanderbilt		4	6	39	A	Old Dominion		19	2												
24	A	Mississippi St.		6	10	42	H	Tennessee		7	2												
24	A	Mississippi St.		5	2	42	H	Tennessee		8	3												
24	A	Mississippi St.		6	10	42	H	Tennessee		15	5												
						LAST 10 GAMES																	
						42 H Tennessee						7	2	92 H Georgia						7	4		
						42 H Tennessee						8	3	92 H Georgia						3	5		
						42 H Tennessee						15	5	30 A South Carolina						9	4		
						34 H Indiana						5	2	30 A South Carolina						1	5		
						92 H Georgia						3	6	30 A South Carolina						19	1		

Non-Div. I Games:

Kentucky

Average RPI Win: 127		WON-LOST RECORD		WINNING PCT. RANK		LAST 10 GAMES		STRENGTH OF SCHEDULE		OPP. STRENGTH OF SCHEDULE		TEAM RPI		ADJ RPI		CONF. RPI		ADJ CONF. RPI	
DIV. I ONLY		38-12-0		.76 8		7-3-0		51		40		10		.59089 10		3		3	
DIV. I NON-CONF.		22-1-0		.95652 1		1-0-0		194		158		6		.59831 6		4		4	
TOTALS		RPI 1-25		RPI 26-50		W-L RECORDS		RPI 51-100		RPI 101-150		RPI 150+							
38-12-0		3-6-0		3-1-0		OVERALL		7-2-0		13-2-0		12-1-0							
27-6-0		1-2-0		1-0-0		HOME		5-2-0		10-1-0		10-1-0							
9-6-0		2-4-0		2-1-0		AWAY		0-0-0		3-1-0		2-0-0							
2-0-0		0-0-0		0-0-0		NEUTRAL		2-0-0		0-0-0		0-0-0							
22-1-0		0-0-0		1-0-0		NON-CONFERENCE		3-0-0		6-0-0		12-1-0							
17-1-0		0-0-0		1-0-0		HOME		1-0-0		5-0-0		10-1-0							
3-0-0		0-0-0		0-0-		AWAY		0-0-0		1-0-0		2-0-0							
2-0-0		0-0-0		0-0-0		NEUTRAL		2-0-0		0-0-0		0-0-0							
16-11-0		3-6-0		2-1-0		CONFERENCE		4-2-0		7-2-0		0-0-0							
10-5-0		1-2-0		0-0-0		HOME		4-2-0		5-1-0		0-0-0							
6-6-0		2-4-0		2-1-0		AWAY		0-0-0		2-1-0		0-0-0							
0-0-0		0-0-0		0-0-0		NEUTRAL		0-0-0		0-0-0		0-0-0							
RPI	S	Opponent		Score		RPI	S	Opponent		Score		RPI	S	Opponent		Score			
2	A	North Carolina		2	12	28	A	Florida St.		4	6	54	H	Liberty		8	7		
2	A	North Carolina		4	9	28	A	Florida St.		7	5	54	N	Liberty		10	2		
2	A	North Carolina		2	1	28	A	Florida St.		8	0	59	N	Kansas		9	6		
3	H	Louisville		11	2	39	H	Old Dominion		18	5	61	H	Miami (FL)		13	6		
3	H	Louisville		2	5							61	H	Miami (FL)		1	5		
3	H	Louisville		3	4							61	H	Miami (FL)		7	4		
8	A	Clemson		1	12							97	H	Notre Dame		2	8		
8	A	Clemson		2	0							97	H	Notre Dame		14	4		
8	A	Clemson		6	7							97	H	Notre Dame		9	0		

Non-Div. I Games:

Virginia

V
i
r
g
i
n
i
a

virginia

Virginia

Average RPI Win: 96		WON-LOST RECORD		WINNING PCT. RANK		LAST 10 GAMES		STRENGTH OF SCHEDULE		OPP. STRENGTH OF SCHEDULE		TEAM RPI		ADJ RPI		CONF. RPI		ADJ CONF. RPI	
DIV. I ONLY		34-17-0		.66667 36		8-2-0		5		13		11		.59054 11		2		2	
DIV. I NON-CONF.		16-8-0		.66667 50		0-1-0		28		54		40		.56085 40		2		2	
TOTALS		RPI 1-25		RPI 26-50		W-L RECORDS		RPI 51-100		RPI 101-150		RPI 150+							
34-17-0		5-7-0		13-6-0		OVERALL		3-2-0		5-2-0		8-0-0							
25-7-0		0-0-0		12-5-0		HOME		3-1-0		5-1-0		5-0-0							
7-8-0		4-5-0		0-1-0		AWAY		0-1-0		0-1-0		3-0-0							
2-2-0		1-2-0		1-0-0		NEUTRAL		0-0-0		0-0-0		0-0-0							
16-8-0		1-2-0		5-2-0		NON-CONFERENCE		0-2-0		5-2-0		5-0-0							
14-3-0		0-0-0		4-1-0		HOME		0-1-0		5-1-0		5-0-0							
0-3-0		0-0-0		0-0-		AWAY		0-1-0		0-1-0		0-0-0							
2-2-0		1-2-0		1-0-0		NEUTRAL		0-0-0		0-0-0		0-0-0							
18-9-0		4-5-0		8-4-0		CONFERENCE		3-0-0		0-0-0		3-0-0							
11-4-0		0-0-0		8-4-0		HOME		3-0-0		0-0-0		0-0-0							
7-5-0		4-5-0		0-0-0		AWAY		0-0-0		0-0-0		3-0-0							
0-0-0		0-0-0		0-0-0		NEUTRAL		0-0-0		0-0-0		0-0-0							
RPI S	Opponent	Score		RPI S	Opponent	Score		RPI S	Opponent	Score		RPI S	Opponent	Score					
4 N	Texas Tech	4	5	27 H	Southeastern La.	8	2	79 A	Tulane	6	9	105 H	Lamar University	10	4				
5 A	Florida	10	6	30 H	South Carolina	2	3	79 H	Tulane	6	7	123 A	New Orleans	8	11				
5 A	Florida	1	8	30 H	South Carolina	7	6	92 H	Georgia	5	1	123 H	New Orleans	4	7				
5 A	Florida	0	1	30 H	South Carolina	5	2	92 H	Georgia	22	9	140 H	Nicholls St.	3	2				
6 N	TCU	6	9	32 H	Ole Miss	15	2	92 H	Georgia	7	6	146 H	Wichita St.	9	2				
7 A	Kentucky	4	3	32 H	Ole Miss	3	2					146 H	Wichita St.	12	5				
7 A	Kentucky	2	10	32 H	Ole Miss	1	4					146 H	Wichita St.	6	1				
7 A	Kentucky	5	12	35 H	Texas A&M	3	4					177 A	Alabama	7	4				
12 N	Baylor	4	0	35 H	Texas A&M	7	4					177 A	Alabama	4	3				
18 A	Arkansas	3	9	35 H	Texas A&M	0	4					177 A	Alabama	8	2				
18 A	Arkansas	10	8	36 H	Maryland	9	5					206 H	Air Force	10	3				
18 A	Arkansas	2	0	36 H	Maryland	6	1					238 H	Army West Point	9	0				
				36 H	Maryland	14	0					238 H	Army West Point	6	0				
				37 A	McNeese	4	5					266 H	Hofstra	8	1				
				38 H	South Ala.	6	7					278 H	Grambling	13	2				
				44 H	Auburn	9	1												
				44 H	Auburn	4	0												
				44 H	Auburn	5	3												
				47 N	Louisiana	3	2												
				LAST 10 GAMES															
				44 H	Auburn	9	1	30 H	South Carolina	5	2								
				44 H	Auburn	5	3	30 H	South Carolina	2	3								
				44 H	Auburn	4	0	177 A	Alabama	4	3								
				38 H	South Ala.	6	7	177 A	Alabama	7	4								
				30 H	South Carolina	7	6	177 A	Alabama	8	2								

Non-Div. I Games: Louisiana Col. 13 0

LSU

Average RPI Win: 97		WON-LOST	WINNING	LAST 10	STRENGTH OF		OPP. STRENGTH	TEAM	ADJ	CONF.	ADJ CONF.
Average RPI Loss: 36		RECORD	PCT. RANK	GAMES	SCHEDULE		OF SCHEDULE	RPI	RPI	RPI	RPI
DIV. I ONLY		32-17-0	.65306	45	8-2-0		3	29	12	.58959	12
DIV. I NON-CONF.		21-7-0	.75	21	3-0-0		24	119	17	.58404	17
TOTALS		RPI 1-25	RPI 26-50		W-L RECORDS		RPI 51-100		RPI 101-150		RPI 150+
32-17-0		6-10-0	7-1-0		OVERALL		9-5-0		1-1-0		9-0-0
19-9-0		4-5-0	5-1-0		HOME		1-2-0		1-1-0		8-0-0
11-7-0		2-4-0	0-0-0		AWAY		8-3-0		0-0-0		1-0-0
2-1-0		0-1-0	2-0-0		NEUTRAL		0-0-0		0-0-0		0-0-0
21-7-0		0-1-0	7-1-0		NON-CONFERENCE		4-4-0		1-1-0		9-0-0
15-4-0		0-0-0	5-1-0		HOME		1-2-0		1-1-0		8-0-0
4-2-0		0-0-0	0-0-		AWAY		3-2-0		0-0-0		1-0-0
2-1-0		0-1-0	2-0-0		NEUTRAL		0-0-0		0-0-0		0-0-0
11-10-0		6-9-0	0-0-0		CONFERENCE		5-1-0		0-0-0		0-0-0
4-5-0		4-5-0	0-0-0		HOME		0-0-0		0-0-0		0-0-0
7-5-0		2-4-0	0-0-0		AWAY		5-1-0		0-0-0		0-0-0
0-0-0		0-0-0	0-0-0		NEUTRAL		0-0-0		0-0-0		0-0-0
RPI S	Opponent	Score	RPI S	Opponent	Score	RPI S	Opponent	Score	RPI S	Opponent	Score
4 A	Texas Tech	10 9	26 H	Houston	5 0	57 A	DBU	4 1	105 H	Lamar University	1 11
4 A	Texas Tech	3 5	26 H	Houston	2 1	57 H	DBU	8 6	145 H	SFA	2 1
4 A	Texas Tech	2 13	26 H	Houston	0 2	59 A	Kansas	5 4	182 A	Texas St.	4 0
6 A	TCU	16 5	32 N	Ole Miss	4 0	59 A	Kansas	3 1	182 H	Texas St.	10 2
6 A	TCU	5 8	35 N	Texas A&M	6 3	59 A	Kansas	1 6	212 H	Nevada	6 0
6 A	TCU	4 9	38 H	South Ala.	10 9	66 A	Washington	0 6	213 H	Niagara	7 3
11 N	LSU	0 4	38 H	South Ala.	3 2	66 A	Washington	4 5	213 H	Niagara	6 3
17 H	Oklahoma	3 11	38 H	South Ala.	9 7	66 A	Washington	6 3	213 H	Niagara	21 6
17 H	Oklahoma	7 0				67 A	Oklahoma St.	8 7	284 H	Ark.-Pine Bluff	17 3
17 H	Oklahoma	0 3				67 A	Oklahoma St.	9 3	285 H	Prairie View	15 2
20 H	West Virginia	1 7				67 A	Oklahoma St.	3 2	285 H	Prairie View	18 1
20 H	West Virginia	5 1				77 A	Sam Houston St.	6 5			
20 H	West Virginia	5 6				77 H	Sam Houston St.	4 7			
23 H	Texas	3 5				91 H	UTSA	9 15			
23 H	Texas	4 3									
23 H	Texas	6 2									
LAST 10 GAMES											
			67 A	Oklahoma St.	8 7	59 A	Kansas	1 6			
			67 A	Oklahoma St.	3 2	59 A	Kansas	3 1			
			67 A	Oklahoma St.	9 3	59 A	Kansas	5 4			
			285 H	Prairie View	18 1	182 H	Texas St.	10 2			
			285 H	Prairie View	15 2	6 A	TCU	5 8			

Non-Div. I Games:

Baylor

Average RPI Win: 82		WON-LOST	WINNING	LAST 10	STRENGTH OF		OPP. STRENGTH	TEAM	ADJ	CONF.	ADJ CONF.
Average RPI Loss: 49		RECORD	PCT. RANK	GAMES	SCHEDULE		OF SCHEDULE	RPI	RPI	RPI	RPI
DIV. I ONLY		33-14-0	.70213	19	8-2-0		47	1	13	.58904	13
DIV. I NON-CONF.		16-5-0	.7619	19	2-0-0		87	1	8	.59599	8
TOTALS		RPI 1-25	RPI 26-50		W-L RECORDS		RPI 51-100		RPI 101-150		RPI 150+
33-14-0		7-4-0	1-2-0		OVERALL		17-7-0		4-1-0		4-0-0
20-7-0		7-4-0	0-0-0		HOME		8-3-0		2-0-0		3-0-0
13-7-0		0-0-0	1-2-0		AWAY		9-4-0		2-1-0		1-0-0
0-0-0		0-0-0	0-0-0		NEUTRAL		0-0-0		0-0-0		0-0-0
16-5-0		4-1-0	1-2-0		NON-CONFERENCE		5-2-0		2-0-0		4-0-0
12-1-0		4-1-0	0-0-0		HOME		3-0-0		2-0-0		3-0-0
4-4-0		0-0-0	1-0-		AWAY		2-2-0		0-0-0		1-0-0
0-0-0		0-0-0	0-0-0		NEUTRAL		0-0-0		0-0-0		0-0-0
17-9-0		3-3-0	0-0-0		CONFERENCE		12-5-0		2-1-0		0-0-0
8-6-0		3-3-0	0-0-0		HOME		5-3-0		0-0-0		0-0-0
9-3-0		0-0-0	0-0-0		AWAY		7-2-0		2-1-0		0-0-0
0-0-0		0-0-0	0-0-0		NEUTRAL		0-0-0		0-0-0		0-0-0
RPI S	Opponent	Score	RPI S	Opponent	Score	RPI S	Opponent	Score	RPI S	Opponent	Score
1 H	Oregon St.	1 3	45 A	Cal St. Fullerton	0 1	51 H	Utah	5 1	110 A	Southern California	6 3
1 H	Oregon St.	0 7	45 A	Cal St. Fullerton	7 6	51 H	Utah	6 4	110 A	Southern California	8 3
1 H	Oregon St.	7 15	45 A	Cal St. Fullerton	1 8	51 H	Utah	0 4	110 A	Southern California	5 7
16 H	Arizona	3 1				59 H	Kansas	6 0	127 H	Cal Poly	5 2
16 H	Arizona	3 2				59 H	Kansas	5 0	135 H	San Francisco	4 0
16 H	Arizona	4 3				59 H	Kansas	4 2	168 H	UC Davis	8 2
22 H	Long Beach St.	7 3				60 H	UCLA	0 2	235 A	San Jose St.	9 3
23 H	Texas	2 1				60 H	UCLA	6 7	235 H	San Jose St.	4 3
23 H	Texas	5 2				60 H	UCLA	5 3	265 H	Santa Clara	8 2
23 H	Texas	3 2				64 A	Rice	16 6			
23 H	Texas	0 4				64 A	Rice	2 12			
						64 A	Rice	0 4			
						64 A	Rice	2 0			
						68 A	Oregon	8 5			
						68 A	Oregon	10 4			
						68 A	Oregon	4 3			
						76 A	California	6 5			
						76 A	California	3 5			
						76 A	California	8 5			
						76 H	California	8 4			
LAST 10 GAMES											
						76 A	California	3 5			
						76 A	California	8 5			
						76 A	California	6 5			
						135 H	San Francisco	4 0			
						88 A	Arizona St.	6 9			

Non-Div. I Games:

Stanford

RPI	S	Opponent	Score	
76	H	California	6	4
88	A	Arizona St.	7	5
88	A	Arizona St.	13	8
88	A	Arizona St.	6	9

88	A	Arizona St.	13	8
88	A	Arizona St.	7	5
235	H	San Jose St.	4	3
16	H	Arizona	3	1
16	H	Arizona	4	3

S
t
a
n
f
o
r
d

S
t
a
n
f
o
r
d

Missouri.

Missouri.

Missouri St.

[illegible]

Non-Div. I Games:

Southern Miss.

Average RPI Win:		115	WON-LOST RECORD		WINNING PCT. RANK		LAST 10 GAMES		STRENGTH OF SCHEDULE		OPP. STRENGTH OF SCHEDULE		TEAM RPI		ADJ RPI		CONF. RPI		ADJ CONF. RPI				
DIV. I ONLY			33-17-0		.66		39	6-4-0		23		35		16		.58456		16	4		4		
DIV. I NON-CONF.			20-4-0		.83333		9	3-1-0		20		94		2		.62538		2	3		3		
TOTALS		RPI 1-25		RPI 26-50				W-L RECORDS				RPI 51-100				RPI 101-150				RPI 150+			
33-17-0		1-7-0		4-2-0				OVERALL				9-6-0				11-2-0				8-0-0			
23-5-0		0-0-0		4-0-0				HOME				6-5-0				6-0-0				7-0-0			
8-11-0		0-7-0		0-1-0				AWAY				2-1-0				5-2-0				1-0-0			
2-1-0		1-0-0		0-1-0				NEUTRAL				1-0-0				0-0-0				0-0-0			
20-4-0		1-1-0		4-2-0				NON-CONFERENCE				1-0-0				6-1-0				8-0-0			
14-0-0		0-0-0		4-0-0				HOME				0-0-0				3-0-0				7-0-0			
4-3-0		0-1-0		0-0-				AWAY				0-0-0				3-1-0				1-0-0			
2-1-0		1-0-0		0-1-0				NEUTRAL				1-0-0				0-0-0				0-0-0			
13-13-0		0-6-0		0-0-0				CONFERENCE				8-6-0				5-1-0				0-0-0			
9-5-0		0-0-0		0-0-0				HOME				6-5-0				3-0-0				0-0-0			
4-8-0		0-6-0		0-0-0				AWAY				2-1-0				2-1-0				0-0-0			
0-0-0		0-0-0		0-0-0				NEUTRAL				0-0-0				0-0-0				0-0-0			
RPI	S	Opponent		Score		RPI	S	Opponent		Score		RPI	S	Opponent		Score		RPI	S	Opponent		Score	
1	A	Oregon St.		4	5	37	H	McNeese		9	3	51	H	Utah		2	4	109	H	New Mexico St.		11	2
1	A	Oregon St.		7	11	37	H	McNeese		8	3	51	H	Utah		3	7	109	H	New Mexico St.		6	3
1	A	Oregon St.		3	4	37	H	McNeese		12	3	51	H	Utah		5	12	110	H	Southern California		5	1
4	A	Texas Tech		1	13	37	H	McNeese		12	5	60	A	UCLA		19	4	110	H	Southern California		8	1
13	A	Stanford		1	3	41	N	Nebraska		0	1	60	A	UCLA		4	3	110	H	Southern California		9	4
13	A	Stanford		3	4	45	A	Cal St. Fullerton		0	4	60	A	UCLA		7	8	116	A	Washington St.		3	9
13	A	Stanford		2	3							66	H	Washington		12	11	116	A	Washington St.		6	5
18	N	Arkansas		3	0							66	H	Washington		3	1	116	A	Washington St.		19	5
												66	H	Washington		5	4	138	A	Grand Canyon		7	3
												67	N	Oklahoma St.		10	9	138	H	Grand Canyon		3	2
												68	H	Oregon		4	8	142	A	Col. of Charleston		4	3
												68	H	Oregon		18	4	142	A	Col. of Charleston		6	0
												68	H	Oregon		5	4	142	A	Col. of Charleston		1	3
												88	H	Arizona St.		11	2	162	H	Hartford		21	5
												88	H	Arizona St.		13	14	162	H	Hartford		25	3
																		162	H	Hartford		17	13
																		232	H	Eastern Ky.		9	8
																		232	H	Eastern Ky.		18	4
																		232	H	Eastern Ky.		16	13
																		232	H	Eastern Ky.		6	0
																		265	A	Santa Clara		16	10
LAST 10 GAMES																							
142	A	Col. of Charleston		6	0	66	H	Washington		3	1												
142	A	Col. of Charleston		4	3	66	H	Washington		5	4												
142	A	Col. of Charleston		1	3	265	A	Santa Clara		16	10												
88	H	Arizona St.		13	14	13	A	Stanford		1	3												
66	H	Washington		12	11	13	A	Stanford		3	4												

Non-Div. I Games:

Arizona

Average RPI Win: 127		WON-LOST RECORD	WINNING PCT. RANK	LAST 10 GAMES	STRENGTH OF SCHEDULE	OPP. STRENGTH OF SCHEDULE	TEAM RPI	ADJ RPI	CONF. RPI	ADJ CONF. RPI							
Average RPI Loss: 47																	
DIV. I ONLY		34-18-0	.65385	41	7-3-0	22	52	17	.58354	17	1	1					
DIV. I NON-CONF.		22-8-0	.73333	27	0-0-0	90	172	32	.56978	32	1	1					
<hr/>																	
TOTALS		RPI 1-25		RPI 26-50		W-L RECORDS		RPI 51-100		RPI 101-150		RPI 150+					
34-18-0		11-7-0		0-3-0		OVERALL		5-7-0		0-1-0		18-0-0					
23-6-0		6-3-0		0-0-0		HOME		3-2-0		0-1-0		14-0-0					
11-12-0		5-4-0		0-3-0		AWAY		2-5-0		0-0-0		4-0-0					
0-0-0		0-0-0		0-0-0		NEUTRAL		0-0-0		0-0-0		0-0-0					
22-8-0		2-1-0		0-3-0		NON-CONFERENCE		2-3-0		0-1-0		18-0-0					
18-2-0		2-1-0		0-0-0		HOME		2-0-0		0-1-0		14-0-0					
4-6-0		0-0-0		0-0-		AWAY		0-3-0		0-0-0		4-0-0					
0-0-0		0-0-0		0-0-0		NEUTRAL		0-0-0		0-0-0		0-0-0					
12-10-0		9-6-0		0-0-0		CONFERENCE		3-4-0		0-0-0		0-0-0					
5-4-0		4-2-0		0-0-0		HOME		1-2-0		0-0-0		0-0-0					
7-6-0		5-4-0		0-0-0		AWAY		2-2-0		0-0-0		0-0-0					
0-0-0		0-0-0		0-0-0		NEUTRAL		0-0-0		0-0-0		0-0-0					
RPI	S	Opponent		Score		RPI	S	Opponent		Score		RPI	S	Opponent		Score	
4	H	Texas Tech		5 4		31	A	Michigan		2 5		57	A	DBU		10 16	
4	H	Texas Tech		4 9		31	A	Michigan		2 6		59	H	Kansas		10 15	
4	H	Texas Tech		6 2		31	A	Michigan		4 14		59	H	Kansas		7 6	
6	H	TCU		9 8								59	H	Kansas		2 5	
6	H	TCU		10 9								65	A	Georgia Tech		0 2	
6	H	TCU		6 9								67	A	Oklahoma St.		3 4	
12	A	Baylor		0 7								87	H	Boston College		5 4	
12	A	Baylor		3 0								93	A	Oral Roberts		2 3	
12	A	Baylor		11 3								93	H	Oral Roberts		6 2	
20	A	West Virginia		3 1								98	A	Kansas St.		3 0	
20	A	West Virginia		2 4								98	A	Kansas St.		11 5	
20	A	West Virginia		7 4								98	A	Kansas St.		7 9	
22	H	Long Beach St.		4 2													
22	H	Long Beach St.		6 2													
22	H	Long Beach St.		3 8													
23	A	Texas		3 9													
23	A	Texas		3 5													
23	A	Texas		2 1													
						LAST 10 GAMES											
						6	H	TCU		10 9		98	A	Kansas St.		11 5	
						6	H	TCU		9 8		20	A	West Virginia		7 4	
						6	H	TCU		6 9		20	A	West Virginia		3 1	
						98	A	Kansas St.		3 0		20	A	West Virginia		2 4	
						98	A	Kansas St.		7 9		59	H	Kansas		7 6	

Non-Div. I Games:

Oklahoma

Average RPI Win:	109	WON-LOST RECORD	WINNING PCT. RANK	LAST 10 GAMES	STRENGTH OF SCHEDULE	OPP. STRENGTH OF SCHEDULE	TEAM RPI	ADJ RPI	CONF. RPI	ADJ CONF. RPI		
DIV. I ONLY		37-14-0	.72549	13	5-5-0	53	14	18	.58274	18	2	2
DIV. I NON-CONF.		21-4-0	.84	6	1-0-0	103	86	12	.59138	12	2	2
<hr/>												
TOTALS	RPI 1-25	RPI 26-50		W-L RECORDS		RPI 51-100		RPI 101-150		RPI 150+		
37-14-0	7-4-0	5-6-0		OVERALL		10-3-0		6-0-0		9-1-0		
27-6-0	6-3-0	1-2-0		HOME		7-1-0		6-0-0		7-0-0		
8-6-0	1-0-0	3-4-0		AWAY		2-1-0		0-0-0		2-1-0		
2-2-0	0-1-0	1-0-0		NEUTRAL		1-1-0		0-0-0		0-0-0		
21-4-0	1-1-0	2-1-0		NON-CONFERENCE		5-2-0		6-0-0		7-0-0		
17-1-0	0-0-0	0-0-0		HOME		4-1-0		6-0-0		7-0-0		
2-1-0	1-0-0	1-0-		AWAY		0-0-0		0-0-0		0-0-0		
2-2-0	0-1-0	1-0-0		NEUTRAL		1-1-0		0-0-0		0-0-0		
16-10-0	6-3-0	3-5-0		CONFERENCE		5-1-0		0-0-0		2-1-0		
10-5-0	6-3-0	1-2-0		HOME		3-0-0		0-0-0		0-0-0		
6-5-0	0-0-0	2-3-0		AWAY		2-1-0		0-0-0		2-1-0		
0-0-0	0-0-0	0-0-0		NEUTRAL		0-0-0		0-0-0		0-0-0		
RPI S	Opponent	Score		RPI S	Opponent	Score		RPI S	Opponent	Score		
11 H	LSU	8	10	32 H	Ole Miss	1	4	53 H	Rhode Island	0	3	
11 H	LSU	0	2	32 H	Ole Miss	1	9	53 H	Rhode Island	5	2	
11 H	LSU	9	3	32 H	Ole Miss	7	4	53 H	Rhode Island	3	2	
14 A	Missouri St.	12	4	33 A	Louisiana Tech	3	4	63 A	Missouri	9	8	
16 N	Arizona	0	3	33 A	Louisiana Tech	13	10	63 A	Missouri	2	7	
21 H	Vanderbilt	4	3	41 N	Nebraska	15	5	63 A	Missouri	9	2	
21 H	Vanderbilt	7	1	42 A	Tennessee	4	5	67 N	Oklahoma St.	3	8	
21 H	Vanderbilt	2	6	42 A	Tennessee	2	0	92 H	Georgia	14	4	
24 H	Mississippi St.	6	1	44 A	Auburn	7	3	92 H	Georgia	5	4	
24 H	Mississippi St.	5	4	44 A	Auburn	2	15	92 H	Georgia	11	3	
24 H	Mississippi St.	3	1	44 A	Auburn	6	11	95 H	Memphis	2	0	
								95 H	Memphis	16	7	
								98 N	Kansas St.	6	5	

Non-Div. I Games:

Arkansas

Average RPI Win: 127		WON-LOST RECORD		WINNING PCT. RANK		LAST 10 GAMES		STRENGTH OF SCHEDULE		OPP. STRENGTH OF SCHEDULE		TEAM RPI		ADJ RPI		CONF. RPI		ADJ CONF. RPI					
DIV. I ONLY		39-12-0		.76471 6		7-3-0		75		56		19		.5817 19		5		5					
DIV. I NON-CONF.		26-4-0		.86667 4		1-0-0		125		108		15		.58685 15		5		5					
TOTALS		RPI 1-25		RPI 26-50		W-L RECORDS		RPI 51-100		RPI 101-150		RPI 150+											
39-12-0		4-0-0		4-3-0		OVERALL		10-7-0		6-2-0		15-0-0											
31-6-0		3-0-0		2-1-0		HOME		7-3-0		4-2-0		15-0-0											
8-6-0		1-0-0		2-2-0		AWAY		3-4-0		2-0-0		0-0-0											
0-0-0		0-0-0		0-0-0		NEUTRAL		0-0-0		0-0-0		0-0-0											
26-4-0		1-0-0		1-0-0		NON-CONFERENCE		3-2-0		6-2-0		15-0-0											
22-3-0		0-0-0		0-0-0		HOME		3-1-0		4-2-0		15-0-0											
4-1-0		1-0-0		1-0-		AWAY		0-1-0		2-0-0		0-0-0											
0-0-0		0-0-0		0-0-0		NEUTRAL		0-0-0		0-0-0		0-0-0											
13-8-0		3-0-0		3-3-0		CONFERENCE		7-5-0		0-0-0		0-0-0											
9-3-0		3-0-0		2-1-0		HOME		4-2-0		0-0-0		0-0-0											
4-5-0		0-0-0		1-2-0		AWAY		3-3-0		0-0-0		0-0-0											
0-0-0		0-0-0		0-0-0		NEUTRAL		0-0-0		0-0-0		0-0-0											
RPI	S	Opponent		Score		RPI	S	Opponent		Score		RPI	S	Opponent		Score							
5	A	Florida		15	10	26	H	Houston		5	4	55	A	FGCU		1	2	107	A	North Florida		4	2
25	H	UCF		7	5	26	H	Houston		7	4	79	A	Tulane		4	6	107	H	North Florida		7	3
25	H	UCF		5	4	26	H	Houston		3	7	79	A	Tulane		3	4	114	H	Florida A&M		7	1
25	H	UCF		6	5	28	A	Florida St.		4	2	79	A	Tulane		7	5	114	H	Florida A&M		2	3
						42	A	UConn		2	0	80	H	Jacksonville		12	6	114	H	Florida A&M		11	1
						42	A	UConn		1	2	82	H	Cincinnati		4	2	147	A	Stetson		8	6
						42	A	UConn		2	6	82	H	Cincinnati		2	3	147	H	Stetson		9	4
												82	H	Cincinnati		3	9	147	H	Stetson		0	6
												85	H	East Carolina		5	4	187	H	Harvard		8	2
												85	H	East Carolina		6	3	187	H	Harvard		14	2
												85	H	East Carolina		8	6	187	H	Harvard		8	6
												95	A	Memphis		4	2	187	H	Harvard		4	1
												95	A	Memphis		11	6	200	H	Valparaiso		6	5
												95	A	Memphis		1	5	200	H	Valparaiso		8	1
												96	H	Iowa		9	4	200	H	Valparaiso		11	2
												96	H	Iowa		2	4	220	H	Toledo		12	3
												96	H	Iowa		6	0	220	H	Toledo		6	3
																		220	H	Toledo		4	3
																		221	H	Miami (OH)		11	2
																		221	H	Miami (OH)		7	2
																		221	H	Miami (OH)		3	2
																		221	H	Miami (OH)		5	1
																		256	H	Villanova		8	1
				LAST 10 GAMES																			
				42	A	UConn		2	0	85	H	East Carolina		5	4								
				42	A	UConn		1	2	85	H	East Carolina		8	6								
				42	A	UConn		2	6	26	H	Houston		5	4								
				5	A	Florida		15	10	26	H	Houston		7	4								
				85	H	East Carolina		6	3	26	H	Houston		3	7								

Non-Div. I Games:

South Fla.

Average RPI Win: 89		WON-LOST	WINNING	LAST 10	STRENGTH OF		OPP. STRENGTH	TEAM	ADJ	CONF.	ADJ CONF.
Average RPI Loss: 57		RECORD	PCT. RANK	GAMES	SCHEDULE		OF SCHEDULE	RPI	RPI	RPI	RPI
DIV. I ONLY		30-20-0	.6	73	5-5-0		18	8	20	.5813	20
DIV. I NON-CONF.		19-10-0	.65517	56	4-1-0		67	20	24	.57901	24
TOTALS		RPI 1-25	RPI 26-50		W-L RECORDS		RPI 51-100		RPI 101-150		RPI 150+
30-20-0		6-6-0	3-4-0		OVERALL		9-9-0		6-0-0		6-1-0
13-8-0		4-5-0	0-0-0		HOME		4-2-0		2-0-0		3-1-0
14-12-0		2-1-0	3-4-0		AWAY		5-7-0		4-0-0		0-0-0
3-0-0		0-0-0	0-0-0		NEUTRAL		0-0-0		0-0-0		3-0-0
19-10-0		0-0-0	3-4-0		NON-CONFERENCE		4-5-0		6-0-0		6-1-0
7-2-0		0-0-0	0-0-0		HOME		2-1-0		2-0-0		3-1-0
9-8-0		0-0-0	3-0-		AWAY		2-4-0		4-0-0		0-0-0
3-0-0		0-0-0	0-0-0		NEUTRAL		0-0-0		0-0-0		3-0-0
11-10-0		6-6-0	0-0-0		CONFERENCE		5-4-0		0-0-0		0-0-0
6-6-0		4-5-0	0-0-0		HOME		2-1-0		0-0-0		0-0-0
5-4-0		2-1-0	0-0-0		AWAY		3-3-0		0-0-0		0-0-0
0-0-0		0-0-0	0-0-0		NEUTRAL		0-0-0		0-0-0		0-0-0
RPI S	Opponent	Score	RPI S	Opponent	Score	RPI S	Opponent	Score	RPI S	Opponent	Score
4 H	Texas Tech	3 4	27 A	Southeastern La.	2 4	59 H	Kansas	2 7	104 A	Marshall	8 4
4 H	Texas Tech	0 1	36 A	Maryland	6 7	59 H	Kansas	8 0	104 H	Marshall	14 7
4 H	Texas Tech	3 2	39 A	Old Dominion	4 8	59 H	Kansas	10 1	113 A	Virginia Tech	8 6
6 H	TCU	6 8	39 A	Old Dominion	4 7	67 A	Oklahoma St.	2 3	125 H	Morehead St.	5 1
6 H	TCU	5 4	39 A	Old Dominion	3 1	67 A	Oklahoma St.	5 3	133 A	Pittsburgh	8 4
6 H	TCU	5 4	46 A	Coastal Caro.	22 9	67 A	Oklahoma St.	9 8	140 A	Nicholls St.	8 1
12 A	Baylor	6 5	46 A	Coastal Caro.	4 1	79 A	Tulane	0 6	153 N	Ball St.	4 1
12 A	Baylor	7 1				79 A	Tulane	8 9	176 H	Gardner-Webb	4 3
12 A	Baylor	1 5				79 A	Tulane	18 5	176 H	Gardner-Webb	15 5
17 H	Oklahoma	4 2				80 H	Jacksonville	8 1	184 N	George Mason	5 3
17 H	Oklahoma	1 3				80 H	Jacksonville	5 3	186 H	Eastern Mich.	17 1
17 H	Oklahoma	4 7				80 H	Jacksonville	2 8	209 H	Penn St.	5 6
						83 A	Charlotte	6 3	209 N	Penn St.	4 2
						83 A	Charlotte	3 6			
						83 A	Charlotte	2 13			
						98 A	Kansas St.	9 7			
						98 A	Kansas St.	4 8			
						98 A	Kansas St.	4 11			
LAST 10 GAMES											
176 H	Gardner-Webb	4 3	4 H	Texas Tech	0 1						
176 H	Gardner-Webb	15 5	4 H	Texas Tech	3 4						
209 N	Penn St.	4 2	186 H	Eastern Mich.	17 1						
209 H	Penn St.	5 6	17 H	Oklahoma	4 7						
4 H	Texas Tech	3 2	17 H	Oklahoma	1 3						

Non-Div. I Games:

West Virginia

Average RPI Win:	92	WON-LOST	WINNING	LAST 10	STRENGTH OF	OPP. STRENGTH	TEAM	ADJ	CONF.	ADJ CONF.				
Average RPI Loss:	57	RECORD	PCT. RANK	GAMES	SCHEDULE	OF SCHEDULE	RPI	RPI	RPI	RPI				
DIV. I ONLY		30-21-0	.58824	81	5-5-0	1	39	21	.5794	21	2	2		
DIV. I NON-CONF.		17-8-0	.68	41	1-1-0	8	199	29	.57077	29	2	2		
<hr/>														
TOTALS		RPI 1-25		RPI 26-50		W-L RECORDS		RPI 51-100		RPI 101-150		RPI 150+		
30-21-0		3-7-0		8-5-0		OVERALL		8-5-0		4-2-0		7-2-0		
18-11-0		1-2-0		5-2-0		HOME		4-3-0		3-2-0		5-2-0		
10-10-0		2-5-0		3-3-0		AWAY		4-2-0		1-0-0		0-0-0		
2-0-0		0-0-0		0-0-0		NEUTRAL		0-0-0		0-0-0		2-0-0		
17-8-0		0-1-0		2-0-0		NON-CONFERENCE		4-3-0		4-2-0		7-2-0		
12-6-0		0-0-0		2-0-0		HOME		2-2-0		3-2-0		5-2-0		
3-2-0		0-1-0		0-0-		AWAY		2-1-0		1-0-0		0-0-0		
2-0-0		0-0-0		0-0-0		NEUTRAL		0-0-0		0-0-0		2-0-0		
13-13-0		3-6-0		6-5-0		CONFERENCE		4-2-0		0-0-0		0-0-0		
6-5-0		1-2-0		3-2-0		HOME		2-1-0		0-0-0		0-0-0		
7-8-0		2-4-0		3-3-0		AWAY		2-1-0		0-0-0		0-0-0		
0-0-0		0-0-0		0-0-0		NEUTRAL		0-0-0		0-0-0		0-0-0		
<hr/>														
RPI	S	Opponent	Score		RPI	S	Opponent	Score		RPI	S	Opponent	Score	
3	A	Louisville	2	6	27	H	Southeastern La.	9	6	52	A	San Diego	8	2
5	H	Florida	2	0	27	H	Southeastern La.	4	2	52	A	San Diego	2	3
5	H	Florida	8	20	30	A	South Carolina	5	3	52	A	San Diego	11	1
5	H	Florida	6	10	30	A	South Carolina	7	6	58	H	Saint Mary's (CA)	1	5
7	A	Kentucky	3	10	30	A	South Carolina	1	6	58	H	Saint Mary's (CA)	9	8
7	A	Kentucky	6	4	32	A	Ole Miss	0	1	58	H	Saint Mary's (CA)	9	1
7	A	Kentucky	4	7	32	A	Ole Miss	6	2	63	H	Missouri	14	5
18	A	Arkansas	1	7	32	A	Ole Miss	8	10	63	H	Missouri	5	2
18	A	Arkansas	6	2	35	H	Texas A&M	4	6	63	H	Missouri	1	2
18	A	Arkansas	3	4	35	H	Texas A&M	4	3	92	A	Georgia	8	1
					35	H	Texas A&M	17	3	92	A	Georgia	0	1
					42	H	Tennessee	1	0	92	A	Georgia	10	5
					42	H	Tennessee	3	9	94	H	Tennessee Tech	2	5
					LAST 10 GAMES									
					18 A Arkansas 1 7					63 H Missouri 1 2				
					18 A Arkansas 6 2					63 H Missouri 5 2				
					18 A Arkansas 3 4					173 H Austin Peay 8 4				
					3 A Louisville 2 6					42 H Tennessee 3 9				
					63 H Missouri 14 5					42 H Tennessee 1 0				

Non-Div. I Games:

Vanderbilt

Average RPI Win: 120		WON-LOST	WINNING	LAST 10	STRENGTH OF		OPP. STRENGTH	TEAM	ADJ		CONF.	ADJ CONF.
Average RPI Loss: 76		RECORD	PCT. RANK	GAMES	SCHEDULE		OF SCHEDULE	RPI	RPI		RPI	RPI
DIV. I ONLY		32-16-1	.66327	38	7-2-1		64	32	22		.57896	22
DIV. I NON-CONF.		14-13-1	.51786	138	2-1-1		9	12	26		.57436	26
TOTALS		RPI 1-25	RPI 26-50		W-L RECORDS		RPI 51-100		RPI 101-150		RPI 150+	
32-16-1		4-4-0	3-0-0		OVERALL		3-8-1		10-3-0		12-1-0	
16-4-0		1-0-0	3-0-0		HOME		0-2-0		7-1-0		5-1-0	
15-12-1		3-4-0	0-0-0		AWAY		3-6-1		2-2-0		7-0-0	
1-0-0		0-0-0	0-0-0		NEUTRAL		0-0-0		1-0-0		0-0-0	
14-13-1		4-4-0	0-0-0		NON-CONFERENCE		3-8-1		3-1-0		4-0-0	
6-2-0		1-0-0	0-0-0		HOME		0-2-0		2-0-0		3-0-0	
7-11-1		3-4-0	0-0-		AWAY		3-6-1		0-1-0		1-0-0	
1-0-0		0-0-0	0-0-0		NEUTRAL		0-0-0		1-0-0		0-0-0	
18-3-0		0-0-0	3-0-0		CONFERENCE		0-0-0		7-2-0		8-1-0	
10-2-0		0-0-0	3-0-0		HOME		0-0-0		5-1-0		2-1-0	
8-1-0		0-0-0	0-0-0		AWAY		0-0-0		2-1-0		6-0-0	
0-0-0		0-0-0	0-0-0		NEUTRAL		0-0-0		0-0-0		0-0-0	
RPI S	Opponent	Score	RPI S	Opponent	Score	RPI S	Opponent	Score	RPI S	Opponent	Score	
2 A	North Carolina	5 2	45 H	Cal St. Fullerton	6 4	52 A	San Diego	9 9	110 A	Southern California	3 4	
2 A	North Carolina	5 8	45 H	Cal St. Fullerton	1 0	60 A	UCLA	1 2	110 H	Southern California	6 0	
2 A	North Carolina	4 1	45 H	Cal St. Fullerton	8 5	60 H	UCLA	1 5	116 H	Washington St.	8 7	
6 H	TCU	7 0				74 A	Minnesota	6 12	121 A	UC Santa Barbara	5 2	
13 A	Stanford	3 7				74 A	Minnesota	3 2	121 A	UC Santa Barbara	2 3	
17 A	Oklahoma	2 4				74 A	Minnesota	9 1	121 A	UC Santa Barbara	9 3	
17 A	Oklahoma	8 3				76 A	California	3 1	127 H	Cal Poly	5 2	
17 A	Oklahoma	2 6				88 A	Arizona St.	5 8	127 H	Cal Poly	3 6	
						88 A	Arizona St.	4 9	127 H	Cal Poly	3 0	
						88 A	Arizona St.	6 7	138 N	Grand Canyon	9 1	
						89 A	San Diego St.	5 12	139 H	UC Riverside	11 4	
						89 H	San Diego St.	2 6	139 H	UC Riverside	3 0	
									139 H	UC Riverside	8 0	
									155 A	UC Irvine	5 2	
									155 A	UC Irvine	8 2	
									155 A	UC Irvine	4 0	
									168 A	UC Davis	14 9	
									168 A	UC Davis	10 2	
									168 A	UC Davis	9 3	
									172 H	CSUN	4 0	
									172 H	CSUN	6 2	
									172 H	CSUN	5 8	
									197 A	Pepperdine	2 1	
									217 H	Fordham	6 0	
									217 H	Fordham	8 4	
									217 H	Fordham	7 1	
			LAST 10 GAMES									
			74 A	Minnesota	9 1	127 H	Cal Poly	3 0				
			74 A	Minnesota	6 12	52 A	San Diego	9 9				
			74 A	Minnesota	3 2	168 A	UC Davis	10 2				
			127 H	Cal Poly	5 2	168 A	UC Davis	9 3				
			127 H	Cal Poly	3 6	168 A	UC Davis	14 9				

Non-Div. I Games:

Long Beach St.

Texas

Average RPI Win: 95		WON-LOST	WINNING	LAST 10	STRENGTH OF		OPP. STRENGTH	TEAM	ADJ	CONF.	ADJ CONF.
Average RPI Loss: 33		RECORD	PCT. RANK	GAMES	SCHEDULE		OF SCHEDULE	RPI	RPI	RPI	RPI
DIV. I ONLY		31-19-0	.62	58	6-4-0		14	4	23	.57786	23
DIV. I NON-CONF.		22-8-0	.73333	27	4-1-0		47	10	19	.58173	19
TOTALS		RPI 1-25	RPI 26-50		W-L RECORDS		RPI 51-100		RPI 101-150		RPI 150+
31-19-0		4-12-0	3-2-0		OVERALL		14-4-0		4-0-0		6-1-0
24-7-0		2-4-0	3-1-0		HOME		10-2-0		4-0-0		5-0-0
7-11-0		2-8-0	0-0-0		AWAY		4-2-0		0-0-0		1-1-0
0-1-0		0-0-0	0-1-0		NEUTRAL		0-0-0		0-0-0		0-0-0
22-8-0		1-3-0	3-2-0		NON-CONFERENCE		8-2-0		4-0-0		6-1-0
19-3-0		0-0-0	3-1-0		HOME		7-2-0		4-0-0		5-0-0
3-4-0		1-3-0	0-0-		AWAY		1-0-0		0-0-0		1-1-0
0-1-0		0-0-0	0-1-0		NEUTRAL		0-0-0		0-0-0		0-0-0
9-11-0		3-9-0	0-0-0		CONFERENCE		6-2-0		0-0-0		0-0-0
5-4-0		2-4-0	0-0-0		HOME		3-0-0		0-0-0		0-0-0
4-7-0		1-5-0	0-0-0		AWAY		3-2-0		0-0-0		0-0-0
0-0-0		0-0-0	0-0-0		NEUTRAL		0-0-0		0-0-0		0-0-0
RPI S	Opponent	Score	RPI S	Opponent	Score	RPI S	Opponent	Score	RPI S	Opponent	Score
4 H	Texas Tech	1 2	35 H	Texas A&M	4 3	59 A	Kansas	4 5	105 H	Lamar University	9 5
4 H	Texas Tech	5 8	42 H	UConn	1 2	59 A	Kansas	1 2	123 H	New Orleans	3 2
4 H	Texas Tech	1 2	42 H	UConn	4 1	59 A	Kansas	5 3	123 H	New Orleans	7 1
6 A	TCU	3 4	42 H	UConn	9 3	60 H	UCLA	10 5	123 H	New Orleans	4 3
6 A	TCU	10 11	47 N	Louisiana	1 8	60 H	UCLA	5 4	182 A	Texas St.	10 11
6 A	TCU	2 8				60 H	UCLA	5 2	182 H	Texas St.	2 0
12 A	Baylor	5 3				64 H	Rice	1 7	182 H	Texas St.	9 2
12 A	Baylor	2 6				64 H	Rice	6 1	194 A	A&M-Corpus Christi	12 2
12 A	Baylor	3 4				64 H	Rice	5 4	194 H	A&M-Corpus Christi	15 0
13 A	Stanford	1 2				64 H	Rice	2 3	251 H	Richmond	9 0
13 A	Stanford	2 5				67 A	Oklahoma St.	5 4	252 H	UTRGV	9 7
13 A	Stanford	4 0				67 A	Oklahoma St.	7 0			
13 A	Stanford	2 3				77 A	Sam Houston St.	7 2			
17 H	Oklahoma	9 3				77 H	Sam Houston St.	8 1			
17 H	Oklahoma	5 3				90 H	UT Arlington	4 1			
17 H	Oklahoma	1 2				98 H	Kansas St.	2 0			
						98 H	Kansas St.	5 0			
						98 H	Kansas St.	6 5			
LAST 10 GAMES											
6 A	TCU	3 4	67 A	Oklahoma St.	7 0						
6 A	TCU	2 8	47 N	Louisiana	1 8						
6 A	TCU	10 11	123 H	New Orleans	4 3						
90 H	UT Arlington	4 1	123 H	New Orleans	3 2						
67 A	Oklahoma St.	5 4	123 H	New Orleans	7 1						

Non-Div. I Games:

Texas

Average RPI Win:		97	WON-LOST		WINNING		LAST 10		STRENGTH OF		OPP. STRENGTH		TEAM		ADJ		CONF.		ADJ CONF.	
Average RPI Loss:		50	RECORD		PCT. RANK		GAMES		SCHEDULE		OF SCHEDULE		RPI		RPI		RPI		RPI	
DIV. I ONLY			33-19-0		.63462		53		5-5-0		24		24		24		.57647		24	
DIV. I NON-CONF.			15-9-0		.625		70		0-0-0		41		139		70		.53883		70	
TOTALS		RPI 1-25		RPI 26-50		W-L RECORDS		RPI 51-100		RPI 101-150		RPI 150+								
33-19-0		3-6-0		14-6-0		OVERALL		4-5-0		3-2-0		9-0-0								
22-8-0		3-2-0		6-3-0		HOME		1-1-0		3-2-0		9-0-0								
10-10-0		0-3-0		7-3-0		AWAY		3-4-0		0-0-0		0-0-0								
1-1-0		0-1-0		1-0-0		NEUTRAL		0-0-0		0-0-0		0-0-0								
15-9-0		1-2-0		2-2-0		NON-CONFERENCE		3-3-0		3-2-0		6-0-0								
13-5-0		1-1-0		2-1-0		HOME		1-1-0		3-2-0		6-0-0								
2-3-0		0-0-0		0-0-		AWAY		2-2-0		0-0-0		0-0-0								
0-1-0		0-1-0		0-0-0		NEUTRAL		0-0-0		0-0-0		0-0-0								
18-10-0		2-4-0		12-4-0		CONFERENCE		1-2-0		0-0-0		3-0-0								
9-3-0		2-1-0		4-2-0		HOME		0-0-0		0-0-0		3-0-0								
8-7-0		0-3-0		7-2-0		AWAY		1-2-0		0-0-0		0-0-0								
1-0-0		0-0-0		1-0-0		NEUTRAL		0-0-0		0-0-0		0-0-0								
RPI	S	Opponent		Score		RPI	S	Opponent		Score		RPI	S	Opponent		Score				
4	H	Texas Tech		2	5	30	A	South Carolina		1	6	68	A	Oregon		0	1			
4	H	Texas Tech		8	5	30	A	South Carolina		5	4	68	A	Oregon		5	4			
7	H	Kentucky		10	6	30	A	South Carolina		7	4	68	A	Oregon		5	6			
7	H	Kentucky		2	5	32	A	Ole Miss		2	1	73	H	FIU		3	8			
7	H	Kentucky		10	6	32	A	Ole Miss		4	3	73	H	FIU		9	7			
15	N	Southern Miss.		5	7	32	A	Ole Miss		5	3	92	A	Georgia		1	4			
18	A	Arkansas		4	5	32	N	Ole Miss		4	2	92	A	Georgia		9	3			
18	A	Arkansas		1	3	33	H	Louisiana Tech		2	3	92	A	Georgia		1	4			
18	A	Arkansas		1	6	35	A	Texas A&M		5	1	95	A	Memphis		8	3			
						35	A	Texas A&M		4	3									
						35	A	Texas A&M		2	9									
						38	A	South Ala.		2	5									
						38	H	South Ala.		2	0									
						38	H	South Ala.		8	6									
						42	H	Tennessee		14	4									
						42	H	Tennessee		5	4									
						42	H	Tennessee		7	4									
						44	H	Auburn		3	5									
						44	H	Auburn		5	2									
						44	H	Auburn		8	17									
LAST 10 GAMES																				
						92	A	Georgia		1	4	35	A	Texas A&M		2	9			
						92	A	Georgia		1	4	44	H	Auburn		3	5			
						92	A	Georgia		9	3	44	H	Auburn		8	17			
						35	A	Texas A&M		4	3	44	H	Auburn		5	2			
						35	A	Texas A&M		5	1	32	N	Ole Miss		4	2			

Non-Div. I Games:

Mississippi St.

UCF

Average RPI Win: 120		WON-LOST RECORD		WINNING PCT. RANK		LAST 10 GAMES		STRENGTH OF SCHEDULE		OPP. STRENGTH OF SCHEDULE		TEAM RPI		ADJ RPI		CONF. RPI		ADJ CONF. RPI					
Average RPI Loss: 59		36-16-0		.69231 21		6-4-0		39		61		25		.57607 25		5		5					
DIV. I ONLY		23-8-0		.74194 26		1-1-0		58		117		34		.5673 34		5		5					
DIV. I NON-CONF.																							
TOTALS		RPI 1-25		RPI 26-50		W-L RECORDS		RPI 51-100		RPI 101-150		RPI 150+											
36-16-0		1-4-0		4-4-0		OVERALL		15-5-0		6-3-0		10-0-0											
26-8-0		1-0-0		4-4-0		HOME		5-2-0		6-2-0		10-0-0											
10-8-0		0-4-0		0-0-0		AWAY		10-3-0		0-1-0		0-0-0											
0-0-0		0-0-0		0-0-0		NEUTRAL		0-0-0		0-0-0		0-0-0											
23-8-0		1-1-0		0-2-0		NON-CONFERENCE		6-2-0		6-3-0		10-0-0											
20-5-0		1-0-0		0-2-0		HOME		3-1-0		6-2-0		10-0-0											
3-3-0		0-1-0		0-0-0		AWAY		3-1-0		0-1-0		0-0-0											
0-0-0		0-0-0		0-0-0		NEUTRAL		0-0-0		0-0-0		0-0-0											
13-8-0		0-3-0		4-2-0		CONFERENCE		9-3-0		0-0-0		0-0-0											
6-3-0		0-0-0		4-2-0		HOME		2-1-0		0-0-0		0-0-0											
7-5-0		0-3-0		0-0-0		AWAY		7-2-0		0-0-0		0-0-0											
0-0-0		0-0-0		0-0-0		NEUTRAL		0-0-0		0-0-0		0-0-0											
RPI	S	Opponent		Score		RPI	S	Opponent		Score		RPI	S	Opponent		Score		RPI	S	Opponent		Score	
5	A	Florida		3	4	26	H	Houston		1	3	61	A	Miami (FL)		5	2	107	A	North Florida		1	2
5	H	Florida		11	2	26	H	Houston		6	1	75	H	Fla. Atlantic		3	8	107	H	North Florida		3	2
19	A	South Fla.		5	6	26	H	Houston		5	2	79	A	Tulane		3	4	118	H	Dartmouth		1	4
19	A	South Fla.		5	7	28	H	Florida St.		0	5	79	A	Tulane		11	4	118	H	Dartmouth		3	4
19	A	South Fla.		4	5	28	H	Florida St.		2	5	79	A	Tulane		11	1	118	H	Dartmouth		15	0
						42	H	UConn		8	2	80	A	Jacksonville		10	3	122	H	Central Mich.		5	4
						42	H	UConn		5	6	80	A	Jacksonville		1	7	122	H	Central Mich.		7	3
						42	H	UConn		8	1	80	H	Jacksonville		4	0	122	H	Central Mich.		21	1
												80	H	Jacksonville		10	1	147	H	Stetson		5	3
												82	A	Cincinnati		3	1	175	H	Stony Brook		8	4
												82	A	Cincinnati		5	8	175	H	Stony Brook		7	3
												82	A	Cincinnati		16	2	175	H	Stony Brook		3	2
												85	A	East Carolina		7	0	191	H	Bradley		12	9
												85	A	East Carolina		9	4	245	H	Siena		7	2
												85	A	East Carolina		8	7	245	H	Siena		3	0
												86	A	Bethune-Cookman		5	4	245	H	Siena		17	6
												86	H	Bethune-Cookman		5	1	254	H	Manhattan		10	1
												95	H	Memphis		2	1	254	H	Manhattan		13	3
												95	H	Memphis		4	9	254	H	Manhattan		7	2
												95	H	Memphis		7	4						
				LAST 10 GAMES																			
				82	A	Cincinnati		5	8	79	A	Tulane		3	4								
				82	A	Cincinnati		3	1	79	A	Tulane		11	4								
				82	A	Cincinnati		16	2	107	A	North Florida		1	2								
				61	A	Miami (FL)		5	2	95	H	Memphis		2	1								
				79	A	Tulane		11	1	95	H	Memphis		4	9								

Non-Div. I Games:

UCF

Average RPI Win:	113	WON-LOST RECORD	WINNING PCT. RANK	LAST 10 GAMES	STRENGTH OF SCHEDULE	OPP. STRENGTH OF SCHEDULE	TEAM RPI	ADJ RPI	CONF. RPI	ADJ CONF. RPI		
DIV. I ONLY		33-18-0	.64706	49	5-5-0	44	23	26	.5746	26	5	5
DIV. I NON-CONF.		20-10-0	.66667	50	1-1-0	75	31	39	.56087	39	5	5
<hr/>												
TOTALS	RPI 1-25	RPI 26-50		W-L RECORDS		RPI 51-100		RPI 101-150		RPI 150+		
33-18-0	5-6-0	5-2-0		OVERALL		10-10-0		2-0-0		11-0-0		
19-6-0	2-0-0	4-2-0		HOME		5-4-0		1-0-0		7-0-0		
12-10-0	3-6-0	1-0-0		AWAY		4-4-0		0-0-0		4-0-0		
2-2-0	0-0-0	0-0-0		NEUTRAL		1-2-0		1-0-0		0-0-0		
20-10-0	3-2-0	3-1-0		NON-CONFERENCE		1-7-0		2-0-0		11-0-0		
12-4-0	2-0-0	2-1-0		HOME		0-3-0		1-0-0		7-0-0		
6-4-0	1-2-0	1-0-		AWAY		0-2-0		0-0-0		4-0-0		
2-2-0	0-0-0	0-0-0		NEUTRAL		1-2-0		1-0-0		0-0-0		
13-8-0	2-4-0	2-1-0		CONFERENCE		9-3-0		0-0-0		0-0-0		
7-2-0	0-0-0	2-1-0		HOME		5-1-0		0-0-0		0-0-0		
6-6-0	2-4-0	0-0-0		AWAY		4-2-0		0-0-0		0-0-0		
0-0-0	0-0-0	0-0-0		NEUTRAL		0-0-0		0-0-0		0-0-0		
RPI S	Opponent	Score	RPI S	Opponent	Score	RPI S	Opponent	Score	RPI S	Opponent	Score	
9 H	Wake Forest	8 1	37 H	McNeese	6 5	63 N	Missouri	2 4	134 N	Illinois	11 5	
9 H	Wake Forest	5 4	42 H	UConn	4 7	64 A	Rice	3 4	140 H	Nicholls St.	5 3	
12 A	Baylor	1 2	42 H	UConn	6 5	64 H	Rice	0 9	155 A	UC Irvine	4 3	
12 A	Baylor	2 0	42 H	UConn	9 1	64 N	Rice	6 5	155 A	UC Irvine	7 3	
12 A	Baylor	0 5	45 H	Cal St. Fullerton	7 4	77 A	Sam Houston St.	2 3	155 A	UC Irvine	5 4	
19 A	South Fla.	4 7	45 H	Cal St. Fullerton	1 4	77 H	Sam Houston St.	2 12	194 A	A&M-Corpus Christi	4 2	
19 A	South Fla.	7 3	47 A	Louisiana	4 0	77 N	Sam Houston St.	4 5	196 H	Alabama St.	19 11	
19 A	South Fla.	4 5				79 A	Tulane	4 0	196 H	Alabama St.	10 2	
25 A	UCF	1 6				79 A	Tulane	4 11	196 H	Alabama St.	4 1	
25 A	UCF	3 1				79 A	Tulane	15 3	252 H	UTRGV	11 2	
25 A	UCF	2 5				79 H	Tulane	12 2	274 H	Incarnate Word	8 1	
						79 H	Tulane	1 7	276 H	Texas Southern	16 3	
						79 H	Tulane	8 7	285 H	Prairie View	8 0	
						85 H	East Carolina	9 6				
						85 H	East Carolina	8 1				
						85 H	East Carolina	17 3				
						95 A	Memphis	9 8				
						95 A	Memphis	8 10				
						95 A	Memphis	13 3				
						99 H	Houston Baptist	2 3				
LAST 10 GAMES												
79 A	Tulane	4 11	42 H	UConn	9 1							
79 A	Tulane	4 0	42 H	UConn	6 5							
79 A	Tulane	15 3	77 A	Sam Houston St.	2 3							
64 N	Rice	6 5	19 A	South Fla.	4 5							
42 H	UConn	4 7	19 A	South Fla.	4 7							

Non-Div. I Games:

Houston

Average RPI Win: 112		WON-LOST RECORD		WINNING PCT. RANK		LAST 10 GAMES		STRENGTH OF SCHEDULE		OPP. STRENGTH OF SCHEDULE		TEAM RPI		ADJ RPI		CONF. RPI		ADJ CONF. RPI	
DIV. I ONLY		34-16-0		.68 28		9-1-0		59		62		27		.57426 27		11		11	
DIV. I NON-CONF.		14-6-0		.7 35		1-0-0		48		3		9		.59512 9		12		12	
TOTALS		RPI 1-25		RPI 26-50		W-L RECORDS		RPI 51-100		RPI 101-150		RPI 150+							
34-16-0		1-3-0		7-2-0		OVERALL		7-5-0		14-2-0		5-4-0							
19-6-0		1-0-0		5-1-0		HOME		3-1-0		6-2-0		4-2-0							
12-10-0		0-3-0		1-1-0		AWAY		3-4-0		7-0-0		1-2-0							
3-0-0		0-0-0		1-0-0		NEUTRAL		1-0-0		1-0-0		0-0-0							
14-6-0		1-3-0		5-1-0		NON-CONFERENCE		5-1-0		1-0-0		2-1-0							
7-1-0		1-0-0		3-0-0		HOME		1-0-0		0-0-0		2-1-0							
4-5-0		0-3-0		1-0-		AWAY		3-1-0		0-0-0		0-0-0							
3-0-0		0-0-0		1-0-0		NEUTRAL		1-0-0		1-0-0		0-0-0							
20-10-0		0-0-0		2-1-0		CONFERENCE		2-4-0		13-2-0		3-3-0							
12-5-0		0-0-0		2-1-0		HOME		2-1-0		6-2-0		2-1-0							
8-5-0		0-0-0		0-0-0		AWAY		0-3-0		7-0-0		1-2-0							
0-0-0		0-0-0		0-0-0		NEUTRAL		0-0-0		0-0-0		0-0-0							
RPI S	Opponent		Score		RPI S	Opponent		Score		RPI S	Opponent		Score		RPI S	Opponent		Score	
11 A	LSU		2	8	37 H	McNeese		10	2	64 A	Rice		5	15	105 H	Lamar University		4	1
20 H	West Virginia		4	2	37 H	McNeese		5	4	64 A	Rice		12	4	105 H	Lamar University		5	13
21 A	Vanderbilt		6	9	37 H	McNeese		1	4	64 A	Rice		8	4	105 H	Lamar University		6	5
21 A	Vanderbilt		2	4	38 A	South Ala.		12	4	77 H	Sam Houston St.		3	2	111 N	Troy		5	4
					38 H	South Ala.		12	9	77 H	Sam Houston St.		2	1	123 A	New Orleans		8	0
					38 N	South Ala.		4	3	77 H	Sam Houston St.		3	10	123 A	New Orleans		4	2
					47 A	Louisiana		2	9	78 N	Seton Hall		13	1	123 H	New Orleans		8	3
					47 H	Louisiana		15	3	79 A	Tulane		16	2	132 H	Central Ark.		10	3
					47 H	Louisiana		5	4	79 H	Tulane		8	5	132 H	Central Ark.		3	2
										99 A	Houston Baptist		3	6	132 H	Central Ark.		10	3
										99 A	Houston Baptist		0	4	140 A	Nicholls St.		11	6
										99 A	Houston Baptist		7	8	140 A	Nicholls St.		4	0
															140 H	Nicholls St.		2	3
															145 A	SFA		11	7
															145 A	SFA		11	5
															145 A	SFA		7	0
															170 H	Murray St.		1	3
															194 A	A&M-Corpus Christi		8	5
															194 A	A&M-Corpus Christi		4	5
															194 A	A&M-Corpus Christi		2	3
															225 H	Northwestern St.		3	2
															225 H	Northwestern St.		7	0
															225 H	Northwestern St.		4	6
															266 H	Hofstra		11	1
															286 H	Alcorn		21	3
				LAST 10 GAMES															
										77 H	Sam Houston St.		2	1					
										79 A	Tulane		16	2					
										145 A	SFA		11	7					
										145 A	SFA		11	5					
										145 A	SFA		7	0					

Non-Div. I Games:

Southeastern La.

Average RPI Win: 111		WON-LOST	WINNING	LAST 10	STRENGTH OF		OPP. STRENGTH	TEAM	ADJ	CONF.	ADJ CONF.
Average RPI Loss: 35		RECORD	PCT. RANK	GAMES	SCHEDULE		OF SCHEDULE	RPI	RPI	RPI	RPI
DIV. I ONLY		33-20-0	.62264	55	6-4-0		8	20	28	.57381	28
DIV. I NON-CONF.		21-6-0	.77778	17	5-0-0		21	60	7	.5975	7
TOTALS		RPI 1-25	RPI 26-50		W-L RECORDS		RPI 51-100		RPI 101-150		RPI 150+
33-20-0		6-12-0	1-2-0		OVERALL		11-3-0		8-3-0		7-0-0
23-12-0		4-10-0	0-0-0		HOME		6-1-0		6-1-0		7-0-0
10-7-0		2-1-0	1-2-0		AWAY		5-2-0		2-2-0		0-0-0
0-1-0		0-1-0	0-0-0		NEUTRAL		0-0-0		0-0-0		0-0-0
21-6-0		2-4-0	0-0-0		NON-CONFERENCE		5-1-0		7-1-0		7-0-0
17-3-0		0-2-0	0-0-0		HOME		4-0-0		6-1-0		7-0-0
4-2-0		2-1-0	0-0-		AWAY		1-1-0		1-0-0		0-0-0
0-1-0		0-1-0	0-0-0		NEUTRAL		0-0-0		0-0-0		0-0-0
12-14-0		4-8-0	1-2-0		CONFERENCE		6-2-0		1-2-0		0-0-0
6-9-0		4-8-0	0-0-0		HOME		2-1-0		0-0-0		0-0-0
6-5-0		0-0-0	1-2-0		AWAY		4-1-0		1-2-0		0-0-0
0-0-0		0-0-0	0-0-0		NEUTRAL		0-0-0		0-0-0		0-0-0
RPI S	Opponent	Score	RPI S	Opponent	Score	RPI S	Opponent	Score	RPI S	Opponent	Score
2 H	North Carolina	7 9	40 A	North Carolina St.	16 7	55 A	FGCU	2 5	108 H	VCU	12 3
2 H	North Carolina	2 5	40 A	North Carolina St.	4 8	55 H	FGCU	7 6	108 H	VCU	0 3
2 H	North Carolina	1 3	40 A	North Carolina St.	3 4	55 H	FGCU	3 2	108 H	VCU	11 3
5 A	Florida	0 1				61 A	Miami (FL)	4 5	113 A	Virginia Tech	9 2
5 H	Florida	7 10				61 A	Miami (FL)	6 3	113 A	Virginia Tech	0 17
5 N	Florida	1 4				80 A	Jacksonville	6 5	113 A	Virginia Tech	12 13
8 H	Clemson	7 3				80 H	Jacksonville	21 2	120 H	Samford	8 0
8 H	Clemson	7 6				80 H	Jacksonville	10 9	120 H	Samford	16 3
8 H	Clemson	10 12				87 H	Boston College	5 8	120 H	Samford	13 4
9 H	Wake Forest	4 0				87 H	Boston College	11 1	147 A	Stetson	11 5
9 H	Wake Forest	9 10				87 H	Boston College	13 0	147 H	Stetson	7 3
9 H	Wake Forest	3 4				97 A	Notre Dame	5 1	233 H	Oakland	12 1
10 H	Virginia	6 4				97 A	Notre Dame	8 3	233 H	Oakland	18 10
10 H	Virginia	0 8				97 A	Notre Dame	8 2	233 H	Oakland	14 6
10 H	Virginia	5 7							248 H	Pacific	9 8
19 H	South Fla.	2 4							248 H	Pacific	18 5
25 A	UCF	5 2							248 H	Pacific	5 3
25 A	UCF	5 0							248 H	Pacific	5 3
LAST 10 GAMES											
	9 H	Wake Forest	9 10		248 H	Pacific	5 3				
	9 H	Wake Forest	4 0		248 H	Pacific	18 5				
	9 H	Wake Forest	3 4		248 H	Pacific	9 8				
	80 H	Jacksonville	21 2		10 H	Virginia	5 7				
	248 H	Pacific	5 3		10 H	Virginia	0 8				

Non-Div. I Games:

Florida St.

Average RPI Win:		172	WON-LOST RECORD		WINNING PCT. RANK		LAST 10 GAMES		STRENGTH OF SCHEDULE		OPP. STRENGTH OF SCHEDULE		TEAM RPI		ADJ RPI		CONF. RPI		ADJ CONF. RPI					
DIV. I ONLY			37-8-0		.82222		3		8-2-0		173		192		29		.57287		29		10		10	
DIV. I NON-CONF.			26-4-0		.86667		4		1-0-0		253		206		37		.56183		37		14		14	
TOTALS		RPI 1-25		RPI 26-50		W-L RECORDS		RPI 51-100		RPI 101-150		RPI 150+												
37-8-0		1-0-0		1-0-0		OVERALL		5-3-0		8-1-0		22-4-0												
15-3-0		0-0-0		0-0-0		HOME		2-1-0		3-1-0		10-1-0												
11-5-0		1-0-0		1-0-0		AWAY		2-2-0		3-0-0		4-3-0												
11-0-0		0-0-0		0-0-0		NEUTRAL		1-0-0		2-0-0		8-0-0												
26-4-0		1-0-0		1-0-0		NON-CONFERENCE		3-2-0		2-1-0		19-1-0												
10-2-0		0-0-0		0-0-0		HOME		0-0-0		0-1-0		10-1-0												
5-2-0		1-0-0		1-0-		AWAY		2-2-0		0-0-0		1-0-0												
11-0-0		0-0-0		0-0-0		NEUTRAL		1-0-0		2-0-0		8-0-0												
11-4-0		0-0-0		0-0-0		CONFERENCE		2-1-0		6-0-0		3-3-0												
5-1-0		0-0-0		0-0-0		HOME		2-1-0		3-0-0		0-0-0												
6-3-0		0-0-0		0-0-0		AWAY		0-0-0		3-0-0		3-3-0												
0-0-0		0-0-0		0-0-0		NEUTRAL		0-0-0		0-0-0		0-0-0												
RPI	S	Opponent		Score		RPI	S	Opponent		Score		RPI	S	Opponent		Score								
2	A	North Carolina		5 4		46	A	Coastal Caro.		7 4		54	A	Liberty		4 2								
												54	A	Liberty		6 7								
												54	A	Liberty		5 4								
												78	H	Seton Hall		2 1								
												78	H	Seton Hall		0 7								
												78	H	Seton Hall		9 2								
												85	A	East Carolina		4 7								
												98	N	Kansas St.		9 2								
												102	N	Western Caro.		9 1								
												102	N	Western Caro.		14 3								
												106	H	Xavier		15 3								
												106	H	Xavier		7 3								
												106	H	Xavier		4 3								
												126	H	Columbia		4 7								
												137	A	Butler		6 2								
												137	A	Butler		12 3								
												137	A	Butler		5 3								
												165	A	Creighton		3 2								
												165	A	Creighton		1 5								
												165	A	Creighton		4 7								
												166	N	UMBC		15 3								
												166	N	UMBC		8 0								
												180	N	Appalachian St.		7 3								
												181	H	Princeton		2 4								
												183	H	Albany (NY)		9 3								
												189	N	UMass Lowell		6 3								
												193	H	Maine		15 1								
												193	H	Maine		3 0								
												193	H	Maine		9 3								
												203	A	Georgetown		9 8								
												203	A	Georgetown		5 13								
												203	A	Georgetown		7 1								
												226	N	James Madison		13 1								
												251	N	Richmond		7 3								
												261	H	Iona		16 4								
						</																		

Non-Div. I Games:

St. John's (NY)

RPI	S	Opponent	Score	
261	N	Iona	4	3
266	A	Hofstra	4	1
266	H	Hofstra	14	3
270	H	Wagner	6	2
290	H	Fairleigh Dickinson	9	0
290	H	Fairleigh Dickinson	15	8
296	H	NYIT	13	8
299	N	Saint Peter's	12	9

S
t
.
J
o
h
n
.
s
(
N
Y
)

S
t
.
J
o
h
n
.
s
(
N
Y
)

St. John's (NY)

Average RPI Win:		100	WON-LOST RECORD		WINNING PCT. RANK		LAST 10 GAMES		STRENGTH OF SCHEDULE		OPP. STRENGTH OF SCHEDULE		TEAM RPI		ADJ RPI		CONF. RPI		ADJ CONF. RPI					
DIV. I ONLY			30-21-0		.58824		81		5-5-0		4		11		30		.57063		30		2		2	
DIV. I NON-CONF.			18-6-0		.75		21		3-0-0		14		81		18		.58337		18		2		2	
TOTALS		RPI 1-25		RPI 26-50				W-L RECORDS				RPI 51-100				RPI 101-150				RPI 150+				
30-21-0		6-13-0		4-2-0				OVERALL				6-3-0				6-2-0				8-1-0				
21-11-0		3-7-0		0-0-0				HOME				5-1-0				6-2-0				7-1-0				
9-8-0		3-4-0		4-2-0				AWAY				1-2-0				0-0-0				1-0-0				
0-2-0		0-2-0		0-0-0				NEUTRAL				0-0-0				0-0-0				0-0-0				
18-6-0		1-3-0		0-0-0				NON-CONFERENCE				5-1-0				6-2-0				6-0-0				
16-4-0		0-1-0		0-0-0				HOME				5-1-0				6-2-0				5-0-0				
2-0-0		1-0-0		0-0-				AWAY				0-0-0				0-0-0				1-0-0				
0-2-0		0-2-0		0-0-0				NEUTRAL				0-0-0				0-0-0				0-0-0				
12-15-0		5-10-0		4-2-0				CONFERENCE				1-2-0				0-0-0				2-1-0				
5-7-0		3-6-0		0-0-0				HOME				0-0-0				0-0-0				2-1-0				
7-8-0		2-4-0		4-2-0				AWAY				1-2-0				0-0-0				0-0-0				
0-0-0		0-0-0		0-0-0				NEUTRAL				0-0-0				0-0-0				0-0-0				
RPI	S	Opponent		Score		RPI	S	Opponent		Score		RPI	S	Opponent		Score		RPI	S	Opponent		Score		
2	N	North Carolina		5	20	42	A	Tennessee		7	1	54	H	Liberty		10	7	103	H	Wright St.		4	3	
5	A	Florida		5	7	42	A	Tennessee		6	4	63	A	Missouri		3	5	103	H	Wright St.		10	5	
5	A	Florida		0	1	42	A	Tennessee		10	2	63	A	Missouri		4	3	103	H	Wright St.		1	5	
5	A	Florida		4	2	44	A	Auburn		4	5	63	A	Missouri		3	5	136	H	Furman		6	1	
7	H	Kentucky		1	19	44	A	Auburn		7	0	81	H	Michigan St.		3	2	143	H	Davidson		3	2	
7	H	Kentucky		4	9	44	A	Auburn		5	6	81	H	Michigan St.		5	2	149	H	UNCG		7	1	
7	H	Kentucky		5	1							83	H	Charlotte		5	4	149	H	UNCG		5	1	
8	A	Clemson		2	0							84	H	Winthrop		8	6	149	H	UNCG		0	1	
8	H	Clemson		3	5							98	H	Kansas St.		5	6	152	H	Wofford		9	5	
8	N	Clemson		7	8													156	H	Presbyterian		4	3	
11	A	LSU		2	5													177	H	Alabama		2	4	
11	A	LSU		6	7													177	H	Alabama		6	5	
11	A	LSU		3	2													177	H	Alabama		4	2	
21	H	Vanderbilt		6	1													180	H	Appalachian St.		8	4	
21	H	Vanderbilt		3	5													228	A	The Citadel		15	1	
21	H	Vanderbilt		6	7													228	H	The Citadel		12	5	
24	H	Mississippi St.		4	7													231	H	Charleston So.		3	0	
24	H	Mississippi St.		4	5																			
24	H	Mississippi St.		6	1																			
LAST 10 GAMES																								
63	A	Missouri		3	5	11	A	LSU		6	7													
63	A	Missouri		3	5	11	A	LSU		2	5													
63	A	Missouri		4	3	11	A	LSU		3	2													
54	H	Liberty		10	7	152	H	Wofford		9	5													
156	H	Presbyterian		4	3	7	H	Kentucky		4	9													

Non-Div. I Games:

South Carolina

Average RPI Win: 142		WON-LOST	WINNING	LAST 10	STRENGTH OF	OPP. STRENGTH	TEAM	ADJ	CONF.	ADJ CONF.							
Average RPI Loss: 93		RECORD	PCT. RANK	GAMES	SCHEDULE	OF SCHEDULE	RPI	RPI	RPI	RPI							
DIV. I ONLY		39-12-0	.76471	6	8-2-0	145	70	31	.56879	31	7	7					
DIV. I NON-CONF.		24-5-0	.82759	11	1-1-0	133	99	13	.58823	13	7	7					
<hr/>																	
TOTALS		RPI 1-25		RPI 26-50		W-L RECORDS		RPI 51-100		RPI 101-150		RPI 150+					
39-12-0		3-0-0		2-4-0		OVERALL		6-3-0		12-4-0		16-1-0					
21-5-0		3-0-0		1-2-0		HOME		2-0-0		6-2-0		9-1-0					
13-5-0		0-0-0		1-2-0		AWAY		1-1-0		6-2-0		5-0-0					
5-2-0		0-0-0		0-0-0		NEUTRAL		3-2-0		0-0-0		2-0-0					
24-5-0		3-0-0		0-0-0		NON-CONFERENCE		5-3-0		3-1-0		13-1-0					
12-1-0		3-0-0		0-0-0		HOME		1-0-0		2-0-0		6-1-0					
7-2-0		0-0-0		0-0-		AWAY		1-1-0		1-1-0		5-0-0					
5-2-0		0-0-0		0-0-0		NEUTRAL		3-2-0		0-0-0		2-0-0					
15-7-0		0-0-0		2-4-0		CONFERENCE		1-0-0		9-3-0		3-0-0					
9-4-0		0-0-0		1-2-0		HOME		1-0-0		4-2-0		3-0-0					
6-3-0		0-0-0		1-2-0		AWAY		0-0-0		5-1-0		0-0-0					
0-0-0		0-0-0		0-0-0		NEUTRAL		0-0-0		0-0-0		0-0-0					
RPI	S	Opponent		Score		RPI	S	Opponent		Score		RPI	S	Opponent		Score	
17	H	Oklahoma		5	2	34	H	Indiana		9	12	52	N	San Diego		3	1
17	H	Oklahoma		6	2	34	H	Indiana		0	1	56	A	Loyola Marymount		14	2
17	H	Oklahoma		14	4	34	H	Indiana		12	5	60	A	UCLA		0	1
						36	A	Maryland		4	5	78	N	Seton Hall		8	7
						36	A	Maryland		2	7	78	N	Seton Hall		6	8
						36	A	Maryland		6	2	78	N	Seton Hall		4	5
												78	N	Seton Hall		10	7
												81	H	Michigan St.		12	4
												97	H	Notre Dame		4	3

Non-Div. I Games:

Michigan

RPI	S	Opponent	Score	
235	A	San Jose St.	6	2
258	H	Northern Ill.	7	4
258	H	Northern Ill.	8	3
258	H	Northern Ill.	7	4
258	H	Northern Ill.	5	8
265	A	Santa Clara	10	3

Michigan

M
i
c
h
i
g
a
n

M
i
c
h
i
g
a
n

Average RPI Win: 112		WON-LOST RECORD		WINNING PCT. RANK		LAST 10 GAMES		STRENGTH OF SCHEDULE		OPP. STRENGTH OF SCHEDULE		TEAM RPI		ADJ RPI		CONF. RPI		ADJ CONF. RPI					
Average RPI Loss: 34																							
DIV. I ONLY		31-21-0		.59615		76		5-5-0		10		9		32		.56795		32					
DIV. I NON-CONF.		18-6-0		.75		21		2-0-0		91		43		35		.56704		35					
TOTALS		RPI 1-25		RPI 26-50		W-L RECORDS		RPI 51-100		RPI 101-150		RPI 150+											
31-21-0		8-16-0		2-1-0		OVERALL		5-3-0		7-0-0		9-1-0											
24-8-0		2-4-0		2-1-0		HOME		5-2-0		6-0-0		9-1-0											
5-9-0		5-8-0		0-0-0		AWAY		0-1-0		0-0-0		0-0-0											
2-4-0		1-4-0		0-0-0		NEUTRAL		0-0-0		1-0-0		0-0-0											
18-6-0		2-3-0		0-0-0		NON-CONFERENCE		3-2-0		7-0-0		6-1-0											
15-2-0		0-0-0		0-0-0		HOME		3-1-0		6-0-0		6-1-0											
1-1-0		1-0-0		0-0-		AWAY		0-1-0		0-0-0		0-0-0											
2-3-0		1-3-0		0-0-0		NEUTRAL		0-0-0		1-0-0		0-0-0											
13-15-0		6-13-0		2-1-0		CONFERENCE		2-1-0		0-0-0		3-0-0											
9-6-0		2-4-0		2-1-0		HOME		2-1-0		0-0-0		3-0-0											
4-8-0		4-8-0		0-0-0		AWAY		0-0-0		0-0-0		0-0-0											
0-1-0		0-1-0		0-0-0		NEUTRAL		0-0-0		0-0-0		0-0-0											
RPI	S	Opponent		Score		RPI	S	Opponent		Score		RPI	S	Opponent		Score		RPI	S	Opponent		Score	
4	N	Texas Tech		1	5	35	H	Texas A&M		5	12	63	H	Missouri		9	6	136	H	Furman		2	0
5	A	Florida		4	7	35	H	Texas A&M		6	3	63	H	Missouri		3	9	136	H	Furman		5	0
5	A	Florida		4	6	35	H	Texas A&M		6	4	63	H	Missouri		3	1	136	H	Furman		1	0
5	A	Florida		2	11							85	H	East Carolina		5	4	140	N	Nicholls St.		5	0
6	N	TCU		3	5							85	H	East Carolina		3	2	148	H	UNCW		8	6
7	A	Kentucky		9	6							85	H	East Carolina		8	6	148	H	UNCW		8	4
7	A	Kentucky		2	4							95	A	Memphis		1	2	148	H	UNCW		7	2
7	A	Kentucky		1	4							95	H	Memphis		6	9	177	H	Alabama		7	2
11	A	LSU		2	3													177	H	Alabama		8	2
11	A	LSU		4	1													177	H	Alabama		5	4
11	A	LSU		2	15													185	H	Arkansas St.		16	4
12	N	Baylor		0	4													207	H	Little Rock		5	4
15	A	Southern Miss.		6	2													214	H	Georgia St.		0	2
15	N	Southern Miss.		6	5													214	H	Georgia St.		1	0
18	A	Arkansas		9	1													240	H	La.-Monroe		21	7
18	A	Arkansas		4	1													240	H	La.-Monroe		5	3
18	A	Arkansas		4	7													284	H	Ark.-Pine Bluff		14	6
21	H	Vanderbilt		1	0																		
21	H	Vanderbilt		2	6																		
21	H	Vanderbilt		10	8																		
24	H	Mississippi St.		1	2																		
24	H	Mississippi St.		3	4																		
24	H	Mississippi St.		3	5																		
24	N	Mississippi St.		2	4																		
				LAST 10 GAMES																			
						35	H	Texas A&M		6	3	5	A	Florida		2	11						
						35	H	Texas A&M		6	4	240	H	La.-Monroe		5	3						
						35	H	Texas A&M		5	12	240	H	La.-Monroe		21	7						
						5	A	Florida		4	6	18	A	Arkansas		4	1						
						5	A	Florida		4	7	18	A	Arkansas		4	7						

Non-Div. I Games:

Ole Miss

Average RPI Win:		139	WON-LOST RECORD		WINNING PCT. RANK		LAST 10 GAMES		STRENGTH OF SCHEDULE		OPP. STRENGTH OF SCHEDULE		TEAM RPI		ADJ RPI		CONF. RPI		ADJ CONF. RPI					
DIV. I ONLY			35-16-0		.68627		24		8-2-0		78		81		33		.56574		33		6		6	
DIV. I NON-CONF.			19-5-0		.79167		16		0-1-0		99		170		14		.58783		14		6		6	
TOTALS		RPI 1-25		RPI 26-50				W-L RECORDS				RPI 51-100				RPI 101-150				RPI 150+				
35-16-0		2-4-0		4-3-0				OVERALL				9-6-0				7-1-0				13-2-0				
22-7-0		1-4-0		2-0-0				HOME				1-2-0				7-0-0				11-1-0				
13-9-0		1-0-0		2-3-0				AWAY				8-4-0				0-1-0				2-1-0				
0-0-0		0-0-0		0-0-0				NEUTRAL				0-0-0				0-0-0				0-0-0				
19-5-0		2-1-0		2-2-0				NON-CONFERENCE				3-0-0				4-1-0				8-1-0				
13-1-0		1-1-0		2-0-0				HOME				0-0-0				4-0-0				6-0-0				
6-4-0		1-0-0		0-0-				AWAY				3-0-0				0-1-0				2-1-0				
0-0-0		0-0-0		0-0-0				NEUTRAL				0-0-0				0-0-0				0-0-0				
16-11-0		0-3-0		2-1-0				CONFERENCE				6-6-0				3-0-0				5-1-0				
9-6-0		0-3-0		0-0-0				HOME				1-2-0				3-0-0				5-1-0				
7-5-0		0-0-0		2-1-0				AWAY				5-4-0				0-0-0				0-0-0				
0-0-0		0-0-0		0-0-0				NEUTRAL				0-0-0				0-0-0				0-0-0				
RPI	S	Opponent		Score		RPI	S	Opponent		Score		RPI	S	Opponent		Score		RPI	S	Opponent		Score		
15	H	Southern Miss.		5	8	37	A	McNeese		3	5	64	A	Rice		2	3	104	H	Marshall		19	4	
15	H	Southern Miss.		2	5	37	H	McNeese		8	7	64	A	Rice		6	0	104	H	Marshall		7	5	
15	H	Southern Miss.		9	13	39	A	Old Dominion		7	3	64	A	Rice		6	4	104	H	Marshall		6	4	
18	H	Arkansas		4	3	39	A	Old Dominion		2	3	73	A	FIU		14	6	145	A	SFA		2	6	
18	H	Arkansas		10	13	39	A	Old Dominion		7	3	73	A	FIU		10	6	145	H	SFA		10	8	
24	A	Mississippi St.		3	2	47	A	Louisiana		1	3	73	A	FIU		3	6	146	H	Wichita St.		6	2	
						47	H	Louisiana		6	5	83	A	Charlotte		2	4	146	H	Wichita St.		15	1	
												83	A	Charlotte		7	13	146	H	Wichita St.		12	10	
												83	A	Charlotte		12	7	174	H	UAB		7	4	
												90	A	UT Arlington		6	4	174	H	UAB		10	2	
												90	A	UT Arlington		3	1	174	H	UAB		9	14	
												90	A	UT Arlington		7	3	185	A	Arkansas St.		19	3	
												91	H	UTSA		4	8	185	A	Arkansas St.		5	6	
												91	H	UTSA		3	6	207	A	Little Rock		10	6	
												91	H	UTSA		6	0	207	H	Little Rock		4	2	
																		239	H	Western Ky.		5	1	
																		239	H	Western Ky.		6	5	
																		239	H	Western Ky.		7	1	
																		240	H	La.-Monroe		12	3	
																		278	H	Grambling		15	1	
																		284	H	Ark.-Pine Bluff		16	1	
																		284	H	Ark.-Pine Bluff		13	3	
																		284	H	Ark.-Pine Bluff		11	0	
LAST 10 GAMES																								
						104	H	Marshall		6	4	73	A	FIU		10	6							
						104	H	Marshall		19	4	73	A	FIU		14	6							
						104	H	Marshall		7	5	239	H	Western Ky.		5	1							
						47	A	Louisiana		1	3	239	H	Western Ky.		7	1							
						73	A	FIU		3	6	239	H	Western Ky.		6	5							

Non-Div. I Games:

Louisiana Tech

Average RPI Win:		125	WON-LOST RECORD		WINNING PCT. RANK		LAST 10 GAMES		STRENGTH OF SCHEDULE		OPP. STRENGTH OF SCHEDULE		TEAM RPI		ADJ RPI		CONF. RPI		ADJ CONF. RPI			
Average RPI Loss:		88																				
DIV. I ONLY			29-19-2		.6 73		7-3-0		21		117		34		.56538 34		7 7					
DIV. I NON-CONF.			17-11-1		.60345 87		3-1-0		16		133		33		.56835 33		7 7					
TOTALS		RPI 1-25		RPI 26-50		W-L RECORDS		RPI 51-100		RPI 101-150		RPI 150+										
29-19-2		0-3-0		4-4-1		OVERALL		6-3-1		7-6-0		12-3-0										
14-8-1		0-0-0		2-3-1		HOME		3-1-0		5-2-0		4-2-0										
12-9-1		0-1-0		2-1-0		AWAY		1-2-1		2-4-0		7-1-0										
3-2-0		0-2-0		0-0-0		NEUTRAL		2-0-0		0-0-0		1-0-0										
17-11-1		0-3-0		0-0-0		NON-CONFERENCE		4-2-1		6-4-0		7-2-0										
8-3-0		0-0-0		0-0-0		HOME		1-0-0		5-2-0		2-1-0										
6-6-1		0-1-0		0-0-		AWAY		1-2-1		1-2-0		4-1-0										
3-2-0		0-2-0		0-0-0		NEUTRAL		2-0-0		0-0-0		1-0-0										
12-8-1		0-0-0		4-4-1		CONFERENCE		2-1-0		1-2-0		5-1-0										
6-5-1		0-0-0		2-3-1		HOME		2-1-0		0-0-0		2-1-0										
6-3-0		0-0-0		2-1-0		AWAY		0-0-0		1-2-0		3-0-0										
0-0-0		0-0-0		0-0-0		NEUTRAL		0-0-0		0-0-0		0-0-0										
RPI	S	Opponent		Score		RPI	S	Opponent		Score		RPI	S	Opponent		Score						
1	N	Oregon St.		0	1	31	A	Michigan		12	9	68	N	Gonzaga		12	3	106	H	Xavier	11	7
1	N	Oregon St.		1	4	31	A	Michigan		5	12	68	N	Gonzaga		5	1	106	H	Xavier	1	0
7	A	Kentucky		2	5	31	A	Michigan		1	0	74	H	Minnesota		0	11	106	H	Xavier	14	3
						36	H	Maryland		9	2	74	H	Minnesota		13	12	117	H	Middle Tenn.	3	5
						36	H	Maryland		6	3	74	H	Minnesota		4	0	117	H	Middle Tenn.	12	1
						36	H	Maryland		2	9	75	A	Fla. Atlantic		2	6	117	H	Middle Tenn.	6	0
						41	H	Nebraska		1	1	75	A	Fla. Atlantic		8	4	120	A	Samford	3	5
						41	H	Nebraska		1	3	75	A	Fla. Atlantic		6	6	120	A	Samford	10	5
						41	H	Nebraska		3	7	82	A	Cincinnati		1	6	120	A	Samford	5	6
												82	H	Cincinnati		3	2	124	A	Purdue	5	6
																		124	A	Purdue	14	9
																		124	A	Purdue	3	7
																		137	H	Butler	5	7
																		153	H	Ball St.	3	2
																		153	N	Ball St.	4	3
																		161	A	Hawaii	4	3
																		161	A	Hawaii	10	11
																		161	A	Hawaii	7	6
																		161	A	Hawaii	8	5
																		169	A	Indiana St.	2	0
																		169	H	Indiana St.	3	7
																		204	A	Northwestern	6	5
																		204	A	Northwestern	13	9
																		204	A	Northwestern	10	9
																		209	H	Penn St.	5	2
																		209	H	Penn St.	2	5
																		209	H	Penn St.	10	2
																		209	H	Penn St.	10	2

Non-Div. I Games:

Indiana

RPI	S	Opponent	Score	
263	H	Evansville	6	3

Indiana

I
n
d
i
a
n
a

I
n
d
i
a
n
a

Average RPI Win:		141	WON-LOST RECORD		WINNING PCT. RANK	LAST 10 GAMES		STRENGTH OF SCHEDULE		OPP. STRENGTH OF SCHEDULE	TEAM RPI	ADJ RPI	CONF. RPI	ADJ CONF. RPI			
DIV. I ONLY			35-17-0		.67308	34	6-4-0		77	16	35	.56446	35	2	2		
DIV. I NON-CONF.			20-5-0		.8	13	1-0-0		223	113	52	.55063	52	2	2		
TOTALS		RPI 1-25		RPI 26-50		W-L RECORDS		RPI 51-100		RPI 101-150		RPI 150+					
35-17-0		5-11-0		5-4-0		OVERALL		6-1-0		1-0-0		18-1-0					
23-8-0		1-5-0		4-2-0		HOME		3-0-0		1-0-0		14-1-0					
11-7-0		3-4-0		1-2-0		AWAY		3-1-0		0-0-0		4-0-0					
1-2-0		1-2-0		0-0-0		NEUTRAL		0-0-0		0-0-0		0-0-0					
20-5-0		1-3-0		0-0-0		NON-CONFERENCE		3-1-0		1-0-0		15-1-0					
18-1-0		0-0-0		0-0-0		HOME		3-0-0		1-0-0		14-1-0					
1-2-0		0-1-0		0-0-		AWAY		0-1-0		0-0-0		1-0-0					
1-2-0		1-2-0		0-0-0		NEUTRAL		0-0-0		0-0-0		0-0-0					
15-12-0		4-8-0		5-4-0		CONFERENCE		3-0-0		0-0-0		3-0-0					
5-7-0		1-5-0		4-2-0		HOME		0-0-0		0-0-0		0-0-0					
10-5-0		3-3-0		1-2-0		AWAY		3-0-0		0-0-0		3-0-0					
0-0-0		0-0-0		0-0-0		NEUTRAL		0-0-0		0-0-0		0-0-0					
RPI	S	Opponent		Score		RPI	S	Opponent		Score		RPI	S	Opponent		Score	
4	N	Texas Tech		9	0	32	A	Ole Miss		4	6	57	H	DBU		7	3
6	N	TCU		10	11	32	A	Ole Miss		12	5	63	A	Missouri		7	1
7	H	Kentucky		0	6	32	A	Ole Miss		3	6	63	A	Missouri		7	2
7	H	Kentucky		7	11	42	H	Tennessee		2	1	63	A	Missouri		11	1
7	H	Kentucky		6	7	42	H	Tennessee		3	1	64	H	Rice		8	5
11	A	LSU		4	7	42	H	Tennessee		3	5	90	A	UT Arlington		2	3
11	A	LSU		4	0	44	H	Auburn		6	3	99	H	Houston Baptist		8	2
11	A	LSU		4	3	44	H	Auburn		1	2						
12	N	Baylor		3	6	44	H	Auburn		3	1						
21	A	Vanderbilt		6	4												
21	A	Vanderbilt		3	17												
21	A	Vanderbilt		3	4												
23	A	Texas		3	4												
24	H	Mississippi St.		9	2												
24	H	Mississippi St.		1	5												
24	H	Mississippi St.		3	4												
						LAST 10 GAMES											
						32	A	Ole Miss		3	6	24	H	Mississippi St.		9	2
						32	A	Ole Miss		4	6	99	H	Houston Baptist		8	2
						32	A	Ole Miss		12	5	63	A	Missouri		7	2
						24	H	Mississippi St.		3	4	63	A	Missouri		11	1
						24	H	Mississippi St.		1	5	63	A	Missouri		7	1

Non-Div. I Games:

Texas A&M

Maryland

Maryland

RPI	S	Opponent	Score	
243	N	Towson	6	5
251	H	Richmond	12	11
268	N	Dayton	11	2

Maryland

McNeese

RPI	S	Opponent	Score	
285	H	Prairie View	16	7
285	H	Prairie View	12	9
285	H	Prairie View	7	2

McNeese

M
c
N
e
e
s
e

M
c
N
e
e
s
e

South Ala.

RPI	S	Opponent	Score	
240	A	La.-Monroe	4	1
295	H	Alabama A&M	11	1

South Ala.

S
o
u
t
h
A
l
a
.

S
o
u
t
h
A
l
a
.

Average RPI Win:		117	WON-LOST RECORD		WINNING PCT. RANK	LAST 10 GAMES		STRENGTH OF SCHEDULE		OPP. STRENGTH OF SCHEDULE		TEAM RPI	ADJ RPI		CONF. RPI	ADJ CONF. RPI			
DIV. I ONLY			35-16-0		.68627	24	6-4-0		71	60		39	.56185		39	6	6		
DIV. I NON-CONF.			17-7-0		.70833	34	1-1-0		127	101		63	.54316		63	6	6		
TOTALS		RPI 1-25		RPI 26-50		W-L RECORDS		RPI 51-100		RPI 101-150		RPI 150+							
35-16-0		4-4-0		1-2-0		OVERALL		9-3-0		10-3-0		11-4-0							
25-9-0		2-2-0		1-2-0		HOME		7-2-0		6-2-0		9-1-0							
10-7-0		2-2-0		0-0-0		AWAY		2-1-0		4-1-0		2-3-0							
0-0-0		0-0-0		0-0-0		NEUTRAL		0-0-0		0-0-0		0-0-0							
17-7-0		2-3-0		0-0-0		NON-CONFERENCE		0-0-0		6-1-0		9-3-0							
15-4-0		2-2-0		0-0-0		HOME		0-0-0		4-1-0		9-1-0							
2-3-0		0-1-0		0-0-		AWAY		0-0-0		2-0-0		0-2-0							
0-0-0		0-0-0		0-0-0		NEUTRAL		0-0-0		0-0-0		0-0-0							
18-9-0		2-1-0		1-2-0		CONFERENCE		9-3-0		4-2-0		2-1-0							
10-5-0		0-0-0		1-2-0		HOME		7-2-0		2-1-0		0-0-0							
8-4-0		2-1-0		0-0-0		AWAY		2-1-0		2-1-0		2-1-0							
0-0-0		0-0-0		0-0-0		NEUTRAL		0-0-0		0-0-0		0-0-0							
RPI	S	Opponent		Score		RPI	S	Opponent		Score		RPI	S	Opponent		Score			
7	H	Kentucky		2	19	33	H	Louisiana Tech		3	7	64	H	Rutgers		5	8		
10	A	Virginia		5	18	33	H	Louisiana Tech		3	7	64	H	Rutgers		15	4		
15	A	Southern Miss.		13	11	33	H	Louisiana Tech		3	2	64	H	Rutgers		6	2		
15	A	Southern Miss.		2	10					73	H	FIU	11	10	104	H	Marshall	14	5
15	A	Southern Miss.		9	2					73	H	FIU	21	1	104	H	Marshall	1	2
20	H	West Virginia		1	3					73	H	FIU	9	10	104	H	Marshall	16	1
20	H	West Virginia		8	4					83	H	Charlotte	2	0	108	A	VCU	5	4
20	H	West Virginia		7	4					83	H	Charlotte	3	0	108	H	VCU	4	1
										83	H	Charlotte	1	3	112	A	William & Mary	11	6
										91	A	UTSA	11	5	112	H	William & Mary	6	3
										91	A	UTSA	9	1	117	A	Middle Tenn.	9	8
										91	A	UTSA	5	7	117	A	Middle Tenn.	5	3
															117	A	Middle Tenn.	6	17
															151	H	Delaware	2	1
															174	A	UAB	8	3
															174	A	UAB	4	8
															174	A	UAB	11	3
															181	H	Princeton	7	1
															181	H	Princeton	14	4
															195	A	VMI	14	17
															195	H	VMI	14	2
															226	H	James Madison	3	4
															226	H	James Madison	9	8
															236	H	LIU Brooklyn	11	7
															236	H	LIU Brooklyn	13	0
															236	H	LIU Brooklyn	16	8
															237	H	Saint Joseph's	7	6
				LAST 10 GAMES															
						73	H	FIU	11	10					174	A	UAB	8	3
						73	H	FIU	9	10					174	A	UAB	4	8
						73	H	FIU	21	1					174	A	UAB	11	3
						108	H	VCU	4	1					104	H	Marshall	1	2
						251	A	Richmond	1	5					104	H	Marshall	16	1

Non-Div. I Games:

Old Dominion

RPI	S	Opponent	Score
251	A	Richmond	1 5

Average RPI Win: 122		WON-LOST	WINNING	LAST 10	STRENGTH OF		OPP. STRENGTH	TEAM	ADJ	CONF.	ADJ CONF.				
Average RPI Loss: 73		RECORD	PCT. RANK	GAMES	SCHEDULE		OF SCHEDULE	RPI	RPI	RPI	RPI				
DIV. I ONLY		31-21-0	.59615	76	9-1-0		33	47	40	.56181	40	3	3		
DIV. I NON-CONF.		17-8-0	.68	41	3-1-0		73	180	54	.54962	54	4	4		
TOTALS		RPI 1-25	RPI 26-50		W-L RECORDS		RPI 51-100		RPI 101-150		RPI 150+				
31-21-0		3-6-0	2-2-0		OVERALL		5-8-0		10-1-0		11-4-0				
18-10-0		1-2-0	2-1-0		HOME		2-3-0		5-1-0		8-3-0				
13-10-0		2-4-0	0-0-0		AWAY		3-5-0		5-0-0		3-1-0				
0-1-0		0-0-0	0-1-0		NEUTRAL		0-0-0		0-0-0		0-0-0				
17-8-0		0-0-0	0-1-0		NON-CONFERENCE		2-2-0		4-1-0		11-4-0				
10-6-0		0-0-0	0-0-0		HOME		0-2-0		2-1-0		8-3-0				
7-1-0		0-0-0	0-0-		AWAY		2-0-0		2-0-0		3-1-0				
0-1-0		0-0-0	0-1-0		NEUTRAL		0-0-0		0-0-0		0-0-0				
14-13-0		3-6-0	2-1-0		CONFERENCE		3-6-0		6-0-0		0-0-0				
8-4-0		1-2-0	2-1-0		HOME		2-1-0		3-0-0		0-0-0				
6-9-0		2-4-0	0-0-0		AWAY		1-5-0		3-0-0		0-0-0				
0-0-0		0-0-0	0-0-0		NEUTRAL		0-0-0		0-0-0		0-0-0				
RPI	S	Opponent	Score	RPI	S	Opponent	Score	RPI	S	Opponent	Score	RPI	S	Opponent	Score
2	A	North Carolina	1 7	28	H	Florida St.	7 16	53	H	Rhode Island	2 5	102	H	Western Caro.	8 9
2	A	North Carolina	2 7	28	H	Florida St.	8 4	61	H	Miami (FL)	5 7	113	H	Virginia Tech	8 6
2	A	North Carolina	4 2	28	H	Florida St.	4 3	61	H	Miami (FL)	5 2	113	H	Virginia Tech	5 2
3	H	Louisville	3 1	36	N	Maryland	2 9	61	H	Miami (FL)	5 3	113	H	Virginia Tech	14 2
3	H	Louisville	6 7					83	A	Charlotte	15 10	133	A	Pittsburgh	8 6
3	H	Louisville	1 8					83	H	Charlotte	5 6	133	A	Pittsburgh	14 6
9	A	Wake Forest	8 5					85	A	East Carolina	6 0	133	A	Pittsburgh	7 4
9	A	Wake Forest	4 6					87	A	Boston College	3 8	148	A	UNCW	8 5
9	A	Wake Forest	5 6					87	A	Boston College	0 1	148	H	UNCW	6 3
								87	A	Boston College	1 2	149	A	UNCG	8 2
								97	A	Notre Dame	9 2	149	H	UNCG	10 1
								97	A	Notre Dame	1 2	151	H	Delaware	7 0
								97	A	Notre Dame	1 4	151	H	Delaware	7 1
												151	H	Delaware	4 5
												161	A	Hawaii	8 1
												161	A	Hawaii	4 0
												161	A	Hawaii	3 8
												173	H	Austin Peay	9 3
												173	H	Austin Peay	6 3
												173	H	Austin Peay	3 7
												184	H	George Mason	7 3
												189	H	UMass Lowell	8 0
												199	A	Elon	6 2
												208	H	UNC Asheville	13 1
												210	H	Campbell	8 9
												255	H	N.C. Central	13 0
				LAST 10 GAMES											
				133	A	Pittsburgh	14 6	151	H	Delaware	7 0	199	A	Elon	6 2
				133	A	Pittsburgh	8 6	151	H	Delaware	7 1	208	H	UNC Asheville	13 1
				133	A	Pittsburgh	7 4	113	H	Virginia Tech	14 2	210	H	Campbell	8 9
				148	H	UNCW	6 3	113	H	Virginia Tech	8 6	255	H	N.C. Central	13 0
				151	H	Delaware	4 5	113	H	Virginia Tech	5 2				

Non-Div. I Games:

North Carolina St.

Average RPI Win: 120		WON-LOST RECORD		WINNING PCT. RANK		LAST 10 GAMES		STRENGTH OF SCHEDULE		OPP. STRENGTH OF SCHEDULE		TEAM RPI		ADJ RPI		CONF. RPI		ADJ CONF. RPI	
DIV. I ONLY		32-17-1		.65 46		8-2-0		69		49		41		.56025 41		7		7	
DIV. I NON-CONF.		18-11-0		.62069 74		1-0-0		118		34		61		.54367 61		7		7	
TOTALS		RPI 1-25		RPI 26-50		W-L RECORDS		RPI 51-100		RPI 101-150		RPI 150+							
32-17-1		1-3-0		4-1-1		OVERALL		8-6-0		13-5-0		6-2-0							
17-6-0		0-0-0		2-1-0		HOME		4-3-0		7-2-0		4-0-0							
12-5-1		0-0-0		2-0-1		AWAY		3-1-0		5-2-0		2-2-0							
3-6-0		1-3-0		0-0-0		NEUTRAL		1-2-0		1-1-0		0-0-0							
18-11-0		1-3-0		0-0-0		NON-CONFERENCE		3-2-0		8-4-0		6-2-0							
9-2-0		0-0-0		0-0-0		HOME		1-0-0		4-2-0		4-0-0							
6-3-0		0-0-0		0-0-		AWAY		1-0-0		3-1-0		2-2-0							
3-6-0		1-3-0		0-0-0		NEUTRAL		1-2-0		1-1-0		0-0-0							
14-6-1		0-0-0		4-1-1		CONFERENCE		5-4-0		5-1-0		0-0-0							
8-4-0		0-0-0		2-1-0		HOME		3-3-0		3-0-0		0-0-0							
6-2-1		0-0-0		2-0-1		AWAY		2-1-0		2-1-0		0-0-0							
0-0-0		0-0-0		0-0-0		NEUTRAL		0-0-0		0-0-0		0-0-0							
RPI S	Opponent		Score		RPI S	Opponent		Score		RPI S	Opponent		Score		RPI S	Opponent		Score	
1 N	Oregon St.		1	10	34 A	Indiana		7	3	51 N	Utah		4	3	101 H	Rutgers		7	6
1 N	Oregon St.		2	5	34 A	Indiana		3	1	51 N	Utah		5	7	101 H	Rutgers		9	3
16 N	Arizona		1	0	34 A	Indiana		1	1	67 N	Oklahoma St.		0	1	101 H	Rutgers		8	5
18 N	Arkansas		5	15	36 H	Maryland		3	1	74 A	Minnesota		3	5	102 H	Western Caro.		10	0
					36 H	Maryland		5	8	74 A	Minnesota		9	4	102 H	Western Caro.		2	5
					36 H	Maryland		8	4	74 A	Minnesota		5	3	102 H	Western Caro.		2	8
										81 H	Michigan St.		8	7	127 A	Cal Poly		2	3
										81 H	Michigan St.		5	2	127 A	Cal Poly		6	5
										81 H	Michigan St.		3	6	127 A	Cal Poly		6	4
										96 H	Iowa		8	6	127 A	Cal Poly		3	2
										96 H	Iowa		6	7	139 N	UC Riverside		3	4
										96 H	Iowa		3	5	139 N	UC Riverside		5	4
										98 A	Kansas St.		6	1	142 H	Col. of Charleston		6	1
										98 H	Kansas St.		11	1	142 H	Col. of Charleston		10	1
															142 H	Col. of Charleston		6	2
															150 A	Ohio St.		7	9
															150 A	Ohio St.		11	9
															150 A	Ohio St.		3	1
															165 A	Creighton		4	0
															165 A	Creighton		2	5
															165 H	Creighton		14	6
															179 A	CSU Bakersfield		6	8
															247 H	Northern Colo.		12	2
															247 H	Northern Colo.		8	2
															279 A	Omaha		3	1
															279 H	Omaha		13	2
				LAST 10 GAMES															
				81 H	Michigan St.		8	7	101 H	Rutgers		9	3	247 H	Northern Colo.		12	2	
				81 H	Michigan St.		5	2	101 H	Rutgers		8	5	247 H	Northern Colo.		8	2	
				81 H	Michigan St.		3	6	150 A	Ohio St.		11	9	279 A	Omaha		3	1	
				165 A	Creighton		4	0	150 A	Ohio St.		3	1	279 H	Omaha		13	2	
				101 H	Rutgers		7	6	150 A	Ohio St.		7	9						

Non-Div. I Games:

Nebraska

Average RPI Win: 118		WON-LOST RECORD		WINNING PCT. RANK		LAST 10 GAMES		STRENGTH OF SCHEDULE		OPP. STRENGTH OF SCHEDULE		TEAM RPI		ADJ RPI		CONF. RPI		ADJ CONF. RPI	
DIV. I ONLY		26-22-0		.54167 112		5-5-0		19		27		42		.5576 42		2		2	
DIV. I NON-CONF.		19-4-0		.82609 12		3-0-0		78		167		10		.59455 10		2		2	
TOTALS		RPI 1-25		RPI 26-50		W-L RECORDS		RPI 51-100		RPI 101-150		RPI 150+							
26-22-0		4-9-0		2-7-0		OVERALL		9-4-0		1-1-0		10-1-0							
14-10-0		1-1-0		1-5-0		HOME		4-3-0		1-1-0		7-0-0							
9-12-0		3-8-0		1-2-0		AWAY		4-1-0		0-0-0		1-1-0							
3-0-0		0-0-0		0-0-0		NEUTRAL		1-0-0		0-0-0		2-0-0							
19-4-0		0-0-0		0-0-0		NON-CONFERENCE		8-2-0		1-1-0		10-1-0							
11-2-0		0-0-0		0-0-0		HOME		3-1-0		1-1-0		7-0-0							
5-2-0		0-0-0		0-0-		AWAY		4-1-0		0-0-0		1-1-0							
3-0-0		0-0-0		0-0-0		NEUTRAL		1-0-0		0-0-0		2-0-0							
7-18-0		4-9-0		2-7-0		CONFERENCE		1-2-0		0-0-0		0-0-0							
3-8-0		1-1-0		1-5-0		HOME		1-2-0		0-0-0		0-0-0							
4-10-0		3-8-0		1-2-0		AWAY		0-0-0		0-0-0		0-0-0							
0-0-0		0-0-0		0-0-0		NEUTRAL		0-0-0		0-0-0		0-0-0							
RPI S	Opponent		Score		RPI S	Opponent		Score		RPI S	Opponent		Score		RPI S	Opponent		Score	
5 A	Florida		7 6		30 H	South Carolina		2 10		56 A	Loyola Marymount		8 4		104 H	Marshall		7 1	
5 A	Florida		3 2		30 H	South Carolina		1 7		78 N	Seton Hall		12 5		117 H	Middle Tenn.		4 7	
5 A	Florida		4 5		30 H	South Carolina		4 6		82 H	Cincinnati		1 2		155 N	UC Irvine		10 9	
7 A	Kentucky		5 15		35 A	Texas A&M		1 3		82 H	Cincinnati		2 1		160 H	Belmont		14 8	
7 A	Kentucky		2 7		35 A	Texas A&M		1 2		82 H	Cincinnati		6 2		173 H	Austin Peay		18 4	
7 A	Kentucky		3 8		35 A	Texas A&M		5 3		89 A	San Diego St.		8 4		188 A	ETSU		2 10	
18 H	Arkansas		5 4		44 H	Auburn		1 8		92 H	Georgia		1 3		188 H	ETSU		9 2	
18 H	Arkansas		0 2		44 H	Auburn		2 3		92 H	Georgia		6 5		188 N	ETSU		8 1	
21 A	Vanderbilt		9 3		44 H	Auburn		5 4		92 H	Georgia		5 7		208 H	UNC Asheville		5 2	
21 A	Vanderbilt		0 1							94 H	Tennessee Tech		6 0		232 A	Eastern Ky.		7 6	
24 A	Mississippi St.		4 14							95 A	Memphis		8 5		260 H	Norfolk St.		10 2	
24 A	Mississippi St.		4 5							95 A	Memphis		1 4		260 H	Norfolk St.		5 2	
24 A	Mississippi St.		4 7							95 A	Memphis		10 0		260 H	Norfolk St.		5 4	
LAST 10 GAMES																			
	7 A Kentucky		2 7			18 H Arkansas		0 2											
	7 A Kentucky		3 8			18 H Arkansas		5 4											
	7 A Kentucky		5 15			188 H ETSU		9 2											
	232 A Eastern Ky.		7 6			21 A Vanderbilt		9 3											
	160 H Belmont		14 8			21 A Vanderbilt		0 1											

Non-Div. I Games:

Tennessee

Average RPI Win: 122		WON-LOST RECORD		WINNING PCT. RANK		LAST 10 GAMES		STRENGTH OF SCHEDULE		OPP. STRENGTH OF SCHEDULE		TEAM RPI		ADJ RPI		CONF. RPI		ADJ CONF. RPI					
DIV. I ONLY		28-22-0		.56 98		6-4-0		54		65		42		.5576 42		5		5					
DIV. I NON-CONF.		16-13-0		.55172 114		1-1-0		131		142		79		.53479 79		5		5					
TOTALS		RPI 1-25		RPI 26-50		W-L RECORDS		RPI 51-100		RPI 101-150		RPI 150+											
28-22-0		4-5-0		1-2-0		OVERALL		11-8-0		1-1-0		11-6-0											
10-4-0		2-1-0		0-0-0		HOME		5-1-0		0-0-0		3-2-0											
14-16-0		2-4-0		1-2-0		AWAY		6-7-0		1-1-0		4-2-0											
4-2-0		0-0-0		0-0-0		NEUTRAL		0-0-0		0-0-0		4-2-0											
16-13-0		1-2-0		0-0-0		NON-CONFERENCE		3-4-0		1-1-0		11-6-0											
3-2-0		0-0-0		0-0-0		HOME		0-0-0		0-0-0		3-2-0											
9-9-0		1-2-0		0-0-		AWAY		3-4-0		1-1-0		4-2-0											
4-2-0		0-0-0		0-0-0		NEUTRAL		0-0-0		0-0-0		4-2-0											
12-9-0		3-3-0		1-2-0		CONFERENCE		8-4-0		0-0-0		0-0-0											
7-2-0		2-1-0		0-0-0		HOME		5-1-0		0-0-0		0-0-0											
5-7-0		1-2-0		1-2-0		AWAY		3-3-0		0-0-0		0-0-0											
0-0-0		0-0-0		0-0-0		NEUTRAL		0-0-0		0-0-0		0-0-0											
RPI	S	Opponent		Score		RPI	S	Opponent		Score		RPI	S	Opponent		Score		RPI	S	Opponent		Score	
19	H	South Fla.		2	1	26	A	Houston		5	6	53	A	Rhode Island		2	7	144	A	Bryant		3	9
19	H	South Fla.		6	2	26	A	Houston		7	4	70	A	BYU		8	7	147	A	Stetson		9	3
19	H	South Fla.		0	2	26	A	Houston		1	9	70	A	BYU		9	10	157	A	Central Conn. St.		7	5
23	A	Texas		3	9							70	A	BYU		6	7	158	A	Fairfield		6	1
23	A	Texas		1	4							78	A	Seton Hall		4	0	162	H	Hartford		4	6
23	A	Texas		2	1							78	A	Seton Hall		2	1	167	H	Northeastern		3	5
25	A	UCF		2	8							78	A	Seton Hall		2	3	168	A	UC Davis		7	8
25	A	UCF		1	8							79	A	Tulane		5	6	168	A	UC Davis		9	6
25	A	UCF		6	5							79	A	Tulane		1	3	168	A	UC Davis		7	4
												79	A	Tulane		3	8	189	N	UMass Lowell		8	11
												82	H	Cincinnati		6	4	189	N	UMass Lowell		7	1
												82	H	Cincinnati		3	2	189	N	UMass Lowell		5	3
												82	H	Cincinnati		4	5	189	N	UMass Lowell		7	3
												85	A	East Carolina		5	1	234	N	Western Mich.		3	4
												85	A	East Carolina		3	2	237	N	Saint Joseph's		11	0
												85	A	East Carolina		3	2	244	H	Quinnipiac		4	3
												95	H	Memphis		6	2	257	H	Sacred Heart		5	1
												95	H	Memphis		4	0	262	H	Massachusetts		11	3
												95	H	Memphis		10	7	265	A	Santa Clara		5	9
LAST 10 GAMES																							
						167	H	Northeastern		3	5	26	A	Houston		7	4						
						19	H	South Fla.		0	2	26	A	Houston		1	9						
						19	H	South Fla.		2	1	26	A	Houston		5	6						
						19	H	South Fla.		6	2	82	H	Cincinnati		3	2						
						257	H	Sacred Heart		5	1	82	H	Cincinnati		6	4						

Non-Div. I Games:

UConn

Average RPI Win: 108		WON-LOST RECORD		WINNING PCT. RANK		LAST 10 GAMES		STRENGTH OF SCHEDULE		OPP. STRENGTH OF SCHEDULE		TEAM RPI		ADJ RPI		CONF. RPI		ADJ CONF. RPI	
DIV. I ONLY		32-21-0		.60377 71		2-8-0		35		41		44		.55671 44		2		2	
DIV. I NON-CONF.		17-8-0		.68 41		0-1-0		85		228		81		.53289 81		2		2	
TOTALS		RPI 1-25		RPI 26-50		W-L RECORDS		RPI 51-100		RPI 101-150		RPI 150+							
32-21-0		7-5-0		5-5-0		OVERALL		4-2-0		2-2-0		14-7-0							
21-12-0		5-1-0		2-2-0		HOME		1-1-0		1-2-0		12-6-0							
10-9-0		2-4-0		3-3-0		AWAY		3-1-0		1-0-0		1-1-0							
1-0-0		0-0-0		0-0-0		NEUTRAL		0-0-0		0-0-0		1-0-0							
17-8-0		0-0-0		0-1-0		NON-CONFERENCE		2-1-0		2-2-0		13-4-0							
14-7-0		0-0-0		0-1-0		HOME		1-1-0		1-2-0		12-3-0							
3-1-0		0-0-0		0-0-		AWAY		1-0-0		1-0-0		1-1-0							
0-0-0		0-0-0		0-0-0		NEUTRAL		0-0-0		0-0-0		0-0-0							
15-13-0		7-5-0		5-4-0		CONFERENCE		2-1-0		0-0-0		1-3-0							
7-5-0		5-1-0		2-1-0		HOME		0-0-0		0-0-0		0-3-0							
7-8-0		2-4-0		3-3-0		AWAY		2-1-0		0-0-0		0-0-0							
1-0-0		0-0-0		0-0-0		NEUTRAL		0-0-0		0-0-0		1-0-0							
RPI S	Opponent		Score		RPI S	Opponent		Score		RPI S	Opponent		Score		RPI S	Opponent		Score	
5	H	Florida	6	5	30	H	South Carolina	6	5	65	A	Georgia Tech	7	4	111	H	Troy	2	5
5	H	Florida	14	3	30	H	South Carolina	5	4	65	H	Georgia Tech	8	11	114	H	Florida A&M	12	8
5	H	Florida	2	1	30	H	South Carolina	0	7	92	A	Georgia	2	1	120	A	Samford	16	15
11	A	LSU	0	4	35	A	Texas A&M	2	1	92	A	Georgia	1	4	120	H	Samford	6	7
11	A	LSU	3	5	35	A	Texas A&M	1	3	92	A	Georgia	4	1	156	H	Presbyterian	8	11
11	A	LSU	1	9	35	A	Texas A&M	3	6	100	H	Jacksonville St.	10	1	156	H	Presbyterian	8	0
18	H	Arkansas	3	7	38	H	South Ala.	3	14						156	H	Presbyterian	7	5
18	H	Arkansas	15	2	42	A	Tennessee	4	5						164	A	Kennesaw St.	15	7
18	H	Arkansas	11	6	42	A	Tennessee	3	2						164	H	Kennesaw St.	6	4
24	A	Mississippi St.	17	8	42	A	Tennessee	8	1						174	A	UAB	2	8
24	A	Mississippi St.	2	5											174	H	UAB	4	0
24	A	Mississippi St.	5	3											177	H	Alabama	9	11
															177	H	Alabama	6	7
															177	H	Alabama	3	4
															177	N	Alabama	4	3
															178	H	George Washington	5	9
															178	H	George Washington	9	0
															178	H	George Washington	2	0
															178	H	George Washington	4	3
															205	H	Lipscomb	7	8
															205	H	Lipscomb	8	0
															205	H	Lipscomb	5	4
															219	H	Holy Cross	13	4
															219	H	Holy Cross	7	0
															219	H	Holy Cross	4	0
				LAST 10 GAMES															
				11	A	LSU	1	9	177	H	Alabama	6	7	219	H	Holy Cross	13	4	
				11	A	LSU	3	5	177	H	Alabama	3	4	219	H	Holy Cross	7	0	
				11	A	LSU	0	4	24	A	Mississippi St.	5	3	219	H	Holy Cross	4	0	
				174	A	UAB	2	8	24	A	Mississippi St.	17	8						
				177	H	Alabama	9	11	24	A	Mississippi St.	2	5						

Non-Div. I Games:

Auburn

Average RPI Win: 110		WON-LOST	WINNING	LAST 10	STRENGTH OF		OPP. STRENGTH	TEAM	ADJ		CONF.	ADJ CONF.		
Average RPI Loss: 90		RECORD	PCT. RANK	GAMES	SCHEDULE		OF SCHEDULE	RPI	RPI		RPI	RPI		
DIV. I ONLY		31-18-0	.63265	54	2-2-0		88	31	45		.55599	45		
DIV. I NON-CONF.		19-9-0	.67857	45	1-1-0		23	11	22		.5802	22		
TOTALS		RPI 1-25	RPI 26-50		W-L RECORDS		RPI 51-100		RPI 101-150		RPI 150+			
31-18-0		3-4-0	4-1-0		OVERALL		7-5-0		7-5-0		10-3-0			
20-6-0		3-1-0	3-0-0		HOME		4-3-0		4-1-0		6-1-0			
11-11-0		0-3-0	1-1-0		AWAY		3-1-0		3-4-0		4-2-0			
0-1-0		0-0-0	0-0-0		NEUTRAL		0-1-0		0-0-0		0-0-0			
19-9-0		3-1-0	4-1-0		NON-CONFERENCE		7-5-0		2-1-0		3-1-0			
13-4-0		3-1-0	3-0-0		HOME		4-3-0		2-0-0		1-0-0			
6-4-0		0-0-0	1-0-		AWAY		3-1-0		0-1-0		2-1-0			
0-1-0		0-0-0	0-0-0		NEUTRAL		0-1-0		0-0-0		0-0-0			
12-9-0		0-3-0	0-0-0		CONFERENCE		0-0-0		5-4-0		7-2-0			
7-2-0		0-0-0	0-0-0		HOME		0-0-0		2-1-0		5-1-0			
5-7-0		0-3-0	0-0-0		AWAY		0-0-0		3-3-0		2-1-0			
0-0-0		0-0-0	0-0-0		NEUTRAL		0-0-0		0-0-0		0-0-0			
RPI	S	Opponent	Score		RPI	S	Opponent	Score		RPI	S	Opponent	Score	
13	H	Stanford	1	0	26	A	Houston	4	1	52	A	San Diego	9	2
13	H	Stanford	8	1	26	A	Houston	4	7	52	H	San Diego	13	2
13	H	Stanford	6	7	49	H	New Mexico	5	4	52	N	San Diego	6	11
16	H	Arizona	4	0	49	H	New Mexico	1	0	58	H	Saint Mary's (CA)	4	12
22	A	Long Beach St.	4	6	49	H	New Mexico	2	1	60	A	UCLA	7	9
22	A	Long Beach St.	5	8						60	H	UCLA	4	3
22	A	Long Beach St.	0	1						68	H	Gonzaga	4	3
										68	H	Gonzaga	0	1
										68	H	Gonzaga	3	2
										88	A	Arizona St.	10	4
										88	A	Arizona St.	13	4
										89	H	San Diego St.	4	5

Non-Div. I Games:

Cal St. Fullerton

Average RPI Win:		151	WON-LOST RECORD		WINNING PCT. RANK	LAST 10 GAMES		STRENGTH OF SCHEDULE		OPP. STRENGTH OF SCHEDULE	TEAM RPI	ADJ RPI	CONF. RPI	ADJ CONF. RPI						
Average RPI Loss:		82																		
DIV. I ONLY			34-17-1		.66346	37		73		94	46	.55383	46	9	9					
DIV. I NON-CONF.			15-10-0		.6	88		74		45	96	.52622	96	10	10					
TOTALS		RPI 1-25		RPI 26-50		W-L RECORDS		RPI 51-100		RPI 101-150		RPI 150+								
34-17-1		0-5-0		3-3-1		OVERALL		5-2-0		11-4-0		15-3-0								
19-12-1		0-3-0		1-2-1		HOME		2-2-0		9-4-0		7-1-0								
15-5-0		0-2-0		2-1-0		AWAY		3-0-0		2-0-0		8-2-0								
0-0-0		0-0-0		0-0-0		NEUTRAL		0-0-0		0-0-0		0-0-0								
15-10-0		0-5-0		0-1-0		NON-CONFERENCE		1-0-0		9-3-0		5-1-0								
12-8-0		0-3-0		0-1-0		HOME		1-0-0		7-3-0		4-1-0								
3-2-0		0-2-0		0-0-		AWAY		0-0-0		2-0-0		1-0-0								
0-0-0		0-0-0		0-0-0		NEUTRAL		0-0-0		0-0-0		0-0-0								
19-7-1		0-0-0		3-2-1		CONFERENCE		4-2-0		2-1-0		10-2-0								
7-4-1		0-0-0		1-1-1		HOME		1-2-0		2-1-0		3-0-0								
12-3-0		0-0-0		2-1-0		AWAY		3-0-0		0-0-0		7-2-0								
0-0-0		0-0-0		0-0-0		NEUTRAL		0-0-0		0-0-0		0-0-0								
RPI	S	Opponent		Score		RPI	S	Opponent		Score		RPI	S	Opponent		Score				
2	A	North Carolina		6	7	29	H	St. John's (NY)		4	7	72	H	Ga. Southern		2	3			
9	A	Wake Forest		9	19	38	A	South Ala.		11	9	72	H	Ga. Southern		6	7			
9	H	Wake Forest		8	13	38	A	South Ala.		4	3	72	H	Ga. Southern		6	5			
20	H	West Virginia		9	22	38	A	South Ala.		3	4	84	H	Winthrop		8	3			
20	H	West Virginia		1	4	47	H	Louisiana		9	8	90	A	UT Arlington		5	0			
						47	H	Louisiana		0	1	90	A	UT Arlington		4	1			
						47	H	Louisiana		7	7	90	A	UT Arlington		5	4			
														134		H	Illinois	6	7	
														134		H	Illinois	6	0	
														134		H	Illinois	3	2	
														135		H	San Francisco	7	5	
														135		H	San Francisco	6	1	
														142		A	Col. of Charleston	8	5	
														142		H	Col. of Charleston	16	7	
														142		H	Col. of Charleston	5	6	
														148		A	UNCW	4	1	
														148		H	UNCW	13	6	
														148		H	UNCW	13	2	
														153		H	Ball St.	1	0	
														182		A	Texas St.	7	10	
														182		A	Texas St.	4	5	
														182		A	Texas St.	4	3	
														183		H	Albany (NY)	14	0	
														184		H	George Mason	9	8	
														185		H	Arkansas St.	6	1	
														185		H	Arkansas St.	11	6	
														185		H	Arkansas St.	5	0	
														214		A	Georgia St.	8	5	
														214		A	Georgia St.	17	0	
														214		A	Georgia St.	4	0	
				LAST 10 GAMES																
				90	A	UT Arlington		5	0	240	A	La.-Monroe		8	1	185	H	Arkansas St.	11	6
				90	A	UT Arlington		4	1	240	A	La.-Monroe		10	5	185	H	Arkansas St.	5	0
				90	A	UT Arlington		5	4	240	A	La.-Monroe		7	5	214	A	Georgia St.	8	5
				142	H	Col. of Charleston		5	6	111	H	Troy		11	8	214	A	Georgia St.	17	0
				148	H	UNCW		13	6	111	H	Troy		5	4	214	A	Georgia St.	4	0

Non-Div. I Games:

Coastal Caro.

RPI	S	Opponent	Score	
226	H	James Madison	3	11
228	A	The Citadel	9	6
240	A	La.-Monroe	8	1
240	A	La.-Monroe	10	5
240	A	La.-Monroe	7	5
251	H	Richmond	8	5

Coastal Caro.

C
o
a
s
t
a
l
C
a
r
o
.

C
o
a
s
t
a
l
C
a
r
o
.

Average RPI Win:		133	WON-LOST RECORD		WINNING PCT. RANK		LAST 10 GAMES		STRENGTH OF SCHEDULE		OPP. STRENGTH OF SCHEDULE		TEAM RPI		ADJ RPI		CONF. RPI		ADJ CONF. RPI			
Average RPI Loss:		79																				
DIV. I ONLY			32-20-1		.61321 66		5-5-0		52		91		47		.55382 47		9		9			
DIV. I NON-CONF.			16-10-0		.61538 76		2-0-0		53		38		42		.55654 42		10		10			
TOTALS		RPI 1-25		RPI 26-50		W-L RECORDS		RPI 51-100		RPI 101-150		RPI 150+										
32-20-1		3-2-0		7-6-1		OVERALL		4-7-0		3-2-0		15-3-0										
19-8-0		2-1-0		5-2-0		HOME		1-3-0		1-0-0		10-2-0										
11-10-1		0-0-0		2-4-1		AWAY		3-4-0		2-2-0		4-0-0										
2-2-0		1-1-0		0-0-0		NEUTRAL		0-0-0		0-0-0		1-1-0										
16-10-0		3-2-0		4-4-0		NON-CONFERENCE		3-2-0		1-1-0		5-1-0										
9-3-0		2-1-0		3-1-0		HOME		0-1-0		1-0-0		3-0-0										
5-5-0		0-0-0		1-0-		AWAY		3-1-0		0-1-0		1-0-0										
2-2-0		1-1-0		0-0-0		NEUTRAL		0-0-0		0-0-0		1-1-0										
16-10-1		0-0-0		3-2-1		CONFERENCE		1-5-0		2-1-0		10-2-0										
10-5-0		0-0-0		2-1-0		HOME		1-2-0		0-0-0		7-2-0										
6-5-1		0-0-0		1-1-1		AWAY		0-3-0		2-1-0		3-0-0										
0-0-0		0-0-0		0-0-0		NEUTRAL		0-0-0		0-0-0		0-0-0										
RPI	S	Opponent		Score		RPI	S	Opponent		Score		RPI	S	Opponent		Score						
11	N	LSU		2	3	26	H	Houston		0	4	72	H	Ga. Southern		5	6	111	A	Troy	5	7
15	H	Southern Miss.		5	4	27	A	Southeastern La.		3	15	72	H	Ga. Southern		3	0	111	A	Troy	6	5
15	H	Southern Miss.		3	1	27	A	Southeastern La.		4	5	72	H	Ga. Southern		1	9	111	A	Troy	7	2
15	H	Southern Miss.		11	15	27	H	Southeastern La.		9	2	77	A	Sam Houston St.		3	8	140	A	Nicholls St.	1	3
23	N	Texas		8	1	33	A	Louisiana Tech		5	6	77	A	Sam Houston St.		2	0	140	H	Nicholls St.	18	2
						33	H	Louisiana Tech		3	1	77	A	Sam Houston St.		6	1	170	N	Murray St.	0	2
						37	A	McNeese		3	1	79	A	Tulane		1	0	180	H	Appalachian St.	4	3
						37	H	McNeese		4	1	79	H	Tulane		4	6	180	H	Appalachian St.	4	12
						38	H	South Ala.		10	2	90	A	UT Arlington		3	9	180	H	Appalachian St.	3	0
						38	H	South Ala.		11	1	90	A	UT Arlington		2	10	182	H	Texas St.	4	8
						38	H	South Ala.		0	6	90	A	UT Arlington		4	5	182	H	Texas St.	4	3
						46	A	Coastal Caro.		8	9							182	H	Texas St.	8	7
						46	A	Coastal Caro.		1	0							185	H	Arkansas St.	3	2
						46	A	Coastal Caro.		7	7							185	H	Arkansas St.	13	2
																		185	H	Arkansas St.	8	0
																		207	A	Little Rock	9	4
																		207	A	Little Rock	5	3
																		207	A	Little Rock	7	4
																		225	A	Northwestern St.	8	6
																		266	N	Hofstra	1	0
																		299	H	Saint Peter's	10	0
																		299	H	Saint Peter's	6	1
																		299	H	Saint Peter's	4	0
LAST 10 GAMES																						
						182	H	Texas St.		4	3	72	H	Ga. Southern		1	9					
						182	H	Texas St.		4	8	72	H	Ga. Southern		5	6					
						182	H	Texas St.		8	7	72	H	Ga. Southern		3	0					
						37	H	McNeese		4	1	90	A	UT Arlington		3	9					
						33	H	Louisiana Tech		3	1	90	A	UT Arlington		2	10					

Non-Div. I Games:

Louisiana

M
e
r
c
e
r

Mercer




RPI	S	Opponent	Score	
191	H	Bradley	6	8
191	H	Bradley	6	5
195	A	VMI	10	6
195	A	VMI	9	6
195	A	VMI	17	5
214	A	Georgia St.	11	4
228	A	The Citadel	2	1
228	A	The Citadel	6	5
228	A	The Citadel	5	3
287	A	Savannah St.	6	0
287	H	Savannah St.	12	2
288	H	UMES	8	4
288	H	UMES	15	0
288	H	UMES	13	2

M
e
r
c
e
r

M
e
r
c
e
r

Mercer

Non-Div. I Games:

 Tie,  Loss,  Non-Conf, S Site, H Home, A Away, N Neutral Page 61

RPI	S	Opponent	Score
246	H	UNLV	11 9

Average RPI Win:	177	WON-LOST	WINNING	LAST 10	STRENGTH OF	OPP. STRENGTH	TEAM	ADJ	CONF.	ADJ CONF.	
Average RPI Loss:	127	RECORD	PCT. RANK	GAMES	SCHEDULE	OF SCHEDULE	RPI	RPI	RPI	RPI	
DIV. I ONLY	27-11-0	.71053	18	7-3-0	171	154	50	.55079	50	15	15
DIV. I NON-CONF.	15-7-0	.68182	39	4-1-0	156	115	45	.55471	45	15	15
TOTALS	RPI 1-25	RPI 26-50	W-L RECORDS	RPI 51-100	RPI 101-150	RPI 150+					
27-11-0	0-0-0	0-3-0	OVERALL	0-0-0	6-2-0	21-6-0					
13-3-0	0-0-0	0-0-0	HOME	0-0-0	2-1-0	11-2-0					
11-7-0	0-0-0	0-3-0	AWAY	0-0-0	4-1-0	7-3-0					
3-1-0	0-0-0	0-0-0	NEUTRAL	0-0-0	0-0-0	3-1-0					
15-7-0	0-0-0	0-3-0	NON-CONFERENCE	0-0-0	6-2-0	9-2-0					
5-2-0	0-0-0	0-0-0	HOME	0-0-0	2-1-0	3-1-0					
8-5-0	0-0-0	0-0-	AWAY	0-0-0	4-1-0	4-1-0					
2-0-0	0-0-0	0-0-0	NEUTRAL	0-0-0	0-0-0	2-0-0					
12-4-0	0-0-0	0-0-0	CONFERENCE	0-0-0	0-0-0	12-4-0					
8-1-0	0-0-0	0-0-0	HOME	0-0-0	0-0-0	8-1-0					
3-2-0	0-0-0	0-0-0	AWAY	0-0-0	0-0-0	3-2-0					
1-1-0	0-0-0	0-0-0	NEUTRAL	0-0-0	0-0-0	1-1-0					
RPI S Opponent Score	RPI S Opponent Score	RPI S Opponent Score	RPI S Opponent Score	RPI S Opponent Score	RPI S Opponent Score	RPI S Opponent Score					
	49 A New Mexico 4 8					113 A Virginia Tech 9 8					
	49 A New Mexico 4 11					113 A Virginia Tech 2 1					
	49 A New Mexico 4 10					113 A Virginia Tech 6 5					
						113 A Virginia Tech 12 5					
						115 A Cornell 4 6					
						115 H Cornell 2 10					
						128 H St. Bonaventure 10 6					
						130 H Marist 3 1					
						157 A Central Conn. St. 3 0					
						157 A Central Conn. St. 1 2					
						157 H Central Conn. St. 2 3					
						157 H Central Conn. St. 3 2					
						157 H Central Conn. St. 6 1					
						166 H UMBC 3 12					
						166 H UMBC 11 2					
						166 H UMBC 9 1					
						175 A Stony Brook 1 4					
						175 A Stony Brook 9 17					
						183 A Albany (NY) 3 0					
						183 A Albany (NY) 4 3					
						183 A Albany (NY) 7 2					
						189 H UMass Lowell 5 2					
						189 H UMass Lowell 6 5					
						189 H UMass Lowell 6 2					
						189 N UMass Lowell 2 5					
						189 N UMass Lowell 1 0					
						193 H Maine 9 3					
LAST 10 GAMES											
175 A Stony Brook	1	4	189 H UMass Lowell	6	2	189 H UMass Lowell	6	5			
175 A Stony Brook	9	17	128 H St. Bonaventure	10	6	189 H UMass Lowell	6	2			
245 H Siena	22	1	157 H Central Conn. St.	3	2	189 N UMass Lowell	2	5			
189 H UMass Lowell	5	2	157 H Central Conn. St.	2	3	189 N UMass Lowell	1	0			
189 H UMass Lowell	6	5	157 H Central Conn. St.	6	1	193 H Maine	9	3			

Non-Div. I Games:

Binghamton

Binghamton

Average RPI Win:	99	WON-LOST	WINNING	LAST 10	STRENGTH OF	OPP. STRENGTH	TEAM	ADJ	CONF.	ADJ CONF.	
Average RPI Loss:	88	RECORD	PCT. RANK	GAMES	SCHEDULE	OF SCHEDULE	RPI	RPI	RPI	RPI	
DIV. I ONLY	24-21-0	.53333	119	6-4-0	34	46	51	.54936	51	4	4
DIV. I NON-CONF.	12-9-0	.57143	103	2-2-0	96	135	82	.53208	82	3	3
<hr/>											
TOTALS	RPI 1-25	RPI 26-50		W-L RECORDS		RPI 51-100		RPI 101-150		RPI 150+	
24-21-0	4-5-0	1-1-0		OVERALL		7-7-0		9-5-0		3-3-0	
11-9-0	0-0-0	0-0-0		HOME		4-3-0		7-5-0		0-1-0	
10-11-0	4-5-0	0-0-0		AWAY		3-4-0		0-0-0		3-2-0	
3-1-0	0-0-0	1-1-0		NEUTRAL		0-0-0		2-0-0		0-0-0	
<hr/>											
12-9-0	0-0-0	1-1-0		NON-CONFERENCE		3-2-0		5-3-0		3-3-0	
3-5-0	0-0-0	0-0-0		HOME		0-1-0		3-3-0		0-1-0	
6-3-0	0-0-0	0-0-		AWAY		3-1-0		0-0-0		3-2-0	
3-1-0	0-0-0	1-1-0		NEUTRAL		0-0-0		2-0-0		0-0-0	
<hr/>											
12-12-0	4-5-0	0-0-0		CONFERENCE		4-5-0		4-2-0		0-0-0	
8-4-0	0-0-0	0-0-0		HOME		4-2-0		4-2-0		0-0-0	
4-8-0	4-5-0	0-0-0		AWAY		0-3-0		0-0-0		0-0-0	
0-0-0	0-0-0	0-0-0		NEUTRAL		0-0-0		0-0-0		0-0-0	
<hr/>											
RPI S	Opponent	Score	RPI S	Opponent	Score	RPI S	Opponent	Score	RPI S	Opponent	Score
1 A	Oregon St.	4 5	41 N	Nebraska	3 4	66 A	Washington	1 3	109 H	New Mexico St.	5 1
1 A	Oregon St.	1 5	41 N	Nebraska	7 5	66 A	Washington	3 4	109 H	New Mexico St.	0 3
1 A	Oregon St.	4 5				66 A	Washington	1 4	109 H	New Mexico St.	5 1
13 A	Stanford	1 5				68 H	Oregon	11 5	110 H	Southern California	9 7
13 A	Stanford	4 6				68 H	Oregon	1 11	110 H	Southern California	6 5
13 A	Stanford	4 0				68 H	Oregon	13 1	110 H	Southern California	4 2
16 A	Arizona	12 5				70 A	BYU	7 6	116 H	Washington St.	4 5
16 A	Arizona	4 2				70 H	BYU	6 11	116 H	Washington St.	1 10
16 A	Arizona	7 3				76 H	California	9 3	116 H	Washington St.	2 1
						76 H	California	16 8	139 H	UC Riverside	2 6
						76 H	California	7 8	139 H	UC Riverside	7 3
						91 A	UTSA	3 8	139 H	UC Riverside	5 7
						91 A	UTSA	17 3	150 N	Ohio St.	6 4
						91 A	UTSA	7 1	150 N	Ohio St.	12 0
									179 A	CSU Bakersfield	15 3
									179 A	CSU Bakersfield	5 6
									179 A	CSU Bakersfield	7 5
									212 A	Nevada	4 9
									264 A	Utah Valley	23 5
									264 H	Utah Valley	7 9
<hr/>											
LAST 10 GAMES											
110 H Southern California						139 H UC Riverside 2 6					
110 H Southern California						139 H UC Riverside 7 3					
110 H Southern California						116 H Washington St. 4 5					
70 A BYU						116 H Washington St. 1 10					
139 H UC Riverside						116 H Washington St. 2 1					

Non-Div. I Games:

Utah

Average RPI Win:		142	WON-LOST RECORD		WINNING PCT. RANK		LAST 10 GAMES		STRENGTH OF SCHEDULE		OPP. STRENGTH OF SCHEDULE		TEAM RPI		ADJ RPI		CONF. RPI		ADJ CONF. RPI					
DIV. I ONLY			32-17-1		.65		46		4-5-1		110		69		52		.54893		52		13		13	
DIV. I NON-CONF.			17-8-1		.67308		49		3-1-1		84		4		38		.56096		38		11		11	
TOTALS		RPI 1-25		RPI 26-50		W-L RECORDS		RPI 51-100		RPI 101-150		RPI 150+												
32-17-1		1-2-1		2-3-0		OVERALL		11-9-0		6-0-0		12-3-0												
18-8-1		1-2-1		1-1-0		HOME		3-3-0		4-0-0		9-2-0												
13-8-0		0-0-0		0-1-0		AWAY		8-6-0		2-0-0		3-1-0												
1-1-0		0-0-0		1-1-0		NEUTRAL		0-0-0		0-0-0		0-0-0												
17-8-1		1-2-1		2-3-0		NON-CONFERENCE		7-1-0		3-0-0		4-2-0												
8-6-1		1-2-1		1-1-0		HOME		2-1-0		1-0-0		3-2-0												
8-1-0		0-0-0		0-0-		AWAY		5-0-0		2-0-0		1-0-0												
1-1-0		0-0-0		1-1-0		NEUTRAL		0-0-0		0-0-0		0-0-0												
15-9-0		0-0-0		0-0-0		CONFERENCE		4-8-0		3-0-0		8-1-0												
10-2-0		0-0-0		0-0-0		HOME		1-2-0		3-0-0		6-0-0												
5-7-0		0-0-0		0-0-0		AWAY		3-6-0		0-0-0		2-1-0												
0-0-0		0-0-0		0-0-0		NEUTRAL		0-0-0		0-0-0		0-0-0												
RPI	S	Opponent		Score		RPI	S	Opponent		Score		RPI	S	Opponent		Score								
21	H	Vanderbilt		3	2	31	N	Michigan		1	3	56	A	Loyola Marymount		3	6	110	A	Southern California		8	3	
21	H	Vanderbilt		2	8	45	A	Cal St. Fullerton		2	13	56	A	Loyola Marymount		3	10	135	H	San Francisco		8	4	
21	H	Vanderbilt		1	11	45	H	Cal St. Fullerton		2	9	56	A	Loyola Marymount		11	10	135	H	San Francisco		8	2	
22	H	Long Beach St.		9	9	45	N	Cal St. Fullerton		11	6	58	A	Saint Mary's (CA)		1	8	135	H	San Francisco		6	4	
						49	H	New Mexico		7	2	58	A	Saint Mary's (CA)		8	2	139	A	UC Riverside		14	1	
												58	A	Saint Mary's (CA)		4	6	139	H	UC Riverside		10	2	
												60	A	UCLA		3	1	155	A	UC Irvine		5	1	
												68	A	Gonzaga		0	3	155	H	UC Irvine		7	8	
												68	A	Gonzaga		4	1	155	H	UC Irvine		14	6	
												68	A	Gonzaga		2	9	211	H	Sacramento St.		6	3	
												68	H	Oregon		7	2	211	H	Sacramento St.		5	3	
												70	H	BYU		6	3	211	H	Sacramento St.		8	9	
												70	H	BYU		8	9	248	H	Pacific		9	5	
												70	H	BYU		8	12	248	H	Pacific		10	4	
												79	A	Tulane		5	4	248	H	Pacific		1	0	
												79	A	Tulane		6	2	265	A	Santa Clara		12	15	
												79	A	Tulane		7	4	265	A	Santa Clara		11	1	
												79	A	Tulane		11	4	265	A	Santa Clara		9	2	
												89	H	San Diego St.		1	10	277	H	Portland		2	1	
												97	H	Notre Dame		6	2	277	H	Portland		3	2	
																		277	H	Portland		8	2	
LAST 10 GAMES																								
						211	H	Sacramento St.		8	9	58	A	Saint Mary's (CA)		1	8							
						211	H	Sacramento St.		5	3	58	A	Saint Mary's (CA)		8	2							
						211	H	Sacramento St.		6	3	22	H	Long Beach St.		9	9							
						155	A	UC Irvine		5	1	56	A	Loyola Marymount		3	6							
						58	A	Saint Mary's (CA)		4	6	56	A	Loyola Marymount		3	10							

Non-Div. I Games:

San Diego

Average RPI Win: 176		WON-LOST	WINNING	LAST 10	STRENGTH OF		OPP. STRENGTH	TEAM	ADJ	CONF.	ADJ CONF.
Average RPI Loss: 119		RECORD	PCT. RANK	GAMES	SCHEDULE		OF SCHEDULE	RPI	RPI	RPI	RPI
DIV. I ONLY		29-18-0	.61702	61	8-2-0		104	172	53	.54853	53
DIV. I NON-CONF.		12-12-0	.5	144	1-0-0		57	85	67	.53991	67
TOTALS		RPI 1-25	RPI 26-50		W-L RECORDS		RPI 51-100		RPI 101-150		RPI 150+
29-18-0		1-3-0	2-1-0		OVERALL		2-3-0		4-6-0		20-5-0
13-3-0		0-0-0	1-0-0		HOME		0-0-0		0-0-0		12-3-0
14-12-0		1-2-0	1-1-0		AWAY		2-2-0		4-5-0		6-2-0
2-3-0		0-1-0	0-0-0		NEUTRAL		0-1-0		0-1-0		2-0-0
12-12-0		1-3-0	2-1-0		NON-CONFERENCE		2-3-0		0-4-0		7-1-0
4-1-0		0-0-0	1-0-0		HOME		0-0-0		0-0-0		3-1-0
6-8-0		1-2-0	1-0-		AWAY		2-2-0		0-3-0		2-0-0
2-3-0		0-1-0	0-0-0		NEUTRAL		0-1-0		0-1-0		2-0-0
17-6-0		0-0-0	0-0-0		CONFERENCE		0-0-0		4-2-0		13-4-0
9-2-0		0-0-0	0-0-0		HOME		0-0-0		0-0-0		9-2-0
8-4-0		0-0-0	0-0-0		AWAY		0-0-0		4-2-0		4-2-0
0-0-0		0-0-0	0-0-0		NEUTRAL		0-0-0		0-0-0		0-0-0
RPI S	Opponent	Score	RPI S	Opponent	Score	RPI S	Opponent	Score	RPI S	Opponent	Score
14 N	Missouri St.	1 12	37 A	McNeese	4 5	97 N	Notre Dame	4 8	112 A	William & Mary	2 11
18 A	Arkansas	2 3	40 A	North Carolina St.	5 2	99 A	Houston Baptist	2 10	112 A	William & Mary	3 7
18 A	Arkansas	3 0	42 H	UConn	7 2	99 A	Houston Baptist	6 5	112 N	William & Mary	1 2
18 A	Arkansas	2 5				99 A	Houston Baptist	5 4	128 A	St. Bonaventure	2 5
						99 A	Houston Baptist	2 3	128 A	St. Bonaventure	5 7
									128 A	St. Bonaventure	8 4
									143 A	Davidson	5 2
									143 A	Davidson	7 6
									143 A	Davidson	9 1
									144 A	Bryant	2 3
									162 A	Hartford	14 13
									163 H	Saint Louis	6 0
									163 H	Saint Louis	6 4
									167 A	Northeastern	7 3
									175 N	Stony Brook	6 3
									178 A	George Washington	5 3
									178 A	George Washington	5 15
									178 A	George Washington	7 2
									184 H	George Mason	4 5
									184 H	George Mason	9 10
									184 H	George Mason	4 3
									215 H	Brown	5 2
									217 H	Fordham	7 3
									217 H	Fordham	5 3
									217 H	Fordham	7 2
									219 H	Holy Cross	3 7
									222 N	Monmouth	5 4
LAST 10 GAMES			LAST 10 GAMES			LAST 10 GAMES			LAST 10 GAMES		
			184 H	George Mason	4 5	262 H	Massachusetts	5 0	217 H	Fordham	7 3
			184 H	George Mason	9 10	217 H	Fordham	7 3	217 H	Fordham	7 2
			184 H	George Mason	4 3	217 H	Fordham	5 3	219 H	Holy Cross	3 7
			262 H	Massachusetts	3 1	217 H	Fordham	7 2	222 N	Monmouth	5 4
			262 H	Massachusetts	6 0	42 H	UConn	7 2			

Non-Div. I Games:

Rhode Island

RPI	S	Opponent	Score	
244	H	Quinnipiac	15	5
251	A	Richmond	5	1
251	A	Richmond	16	5
251	A	Richmond	6	7
257	H	Sacred Heart	6	4
262	H	Massachusetts	3	1
262	H	Massachusetts	6	0
262	H	Massachusetts	5	0

Rhode Island

Average RPI Win:	160	WON-LOST RECORD	WINNING PCT. RANK	LAST 10 GAMES	STRENGTH OF SCHEDULE	OPP. STRENGTH OF SCHEDULE	TEAM RPI	ADJ RPI	CONF. RPI	ADJ CONF. RPI				
DIV. I ONLY		30-19-0	.61224	67	6-4-0	60	128	54	.54835	54	18	17		
DIV. I NON-CONF.		16-11-0	.59259	94	2-3-0	6	65	30	.57063	30	18	18		
<hr/>														
TOTALS	RPI 1-25	RPI 26-50		W-L RECORDS		RPI 51-100		RPI 101-150		RPI 150+				
30-19-0	2-2-0	1-3-0		OVERALL		3-7-0		6-3-0		18-4-0				
13-10-0	1-0-0	1-2-0		HOME		2-4-0		5-2-0		4-2-0				
15-6-0	1-1-0	0-1-0		AWAY		0-1-0		1-1-0		13-2-0				
2-3-0	0-1-0	0-0-0		NEUTRAL		1-2-0		0-0-0		1-0-0				
16-11-0	2-2-0	1-3-0		NON-CONFERENCE		3-4-0		4-2-0		6-0-0				
9-4-0	1-0-0	1-2-0		HOME		2-1-0		3-1-0		2-0-0				
5-4-0	1-1-0	0-0-		AWAY		0-1-0		1-1-0		3-0-0				
2-3-0	0-1-0	0-0-0		NEUTRAL		1-2-0		0-0-0		1-0-0				
14-8-0	0-0-0	0-0-0		CONFERENCE		0-3-0		2-1-0		12-4-0				
4-6-0	0-0-0	0-0-0		HOME		0-3-0		2-1-0		2-2-0				
10-2-0	0-0-0	0-0-0		AWAY		0-0-0		0-0-0		10-2-0				
0-0-0	0-0-0	0-0-0		NEUTRAL		0-0-0		0-0-0		0-0-0				
RPI	S	Opponent	Score		RPI	S	Opponent	Score		RPI	S	Opponent	Score	
2	A	North Carolina	5	2	29	H	St. John's (NY)	4	5	59	N	Kansas	6	1
7	H	Kentucky	5	4	29	H	St. John's (NY)	2	4	84	H	Winthrop	4	11
10	A	Virginia	7	8	29	H	St. John's (NY)	7	6	84	H	Winthrop	3	5
10	N	Virginia	2	10	30	A	South Carolina	7	10	84	H	Winthrop	2	13
										85	A	East Carolina	6	8
										86	H	Bethune-Cookman	6	1
										86	H	Bethune-Cookman	4	3
										86	H	Bethune-Cookman	4	5
										98	N	Kansas St.	2	8
										98	N	Kansas St.	3	4
	</													

Non-Div. I Games:

Liberty

RPI	S	Opponent	Score	
231	A	Charleston So.	12	2
259	A	Longwood	13	4
259	A	Longwood	20	7
259	A	Longwood	6	3

Liberty

L
i
b
e
r
t
y

L
i
b
e
r
t
y

RPI	S	Opponent	Score	
257	H	Sacred Heart	5	1
257	H	Sacred Heart	9	3
289	A	NJIT	10	6
289	A	NJIT	20	1
289	A	NJIT	7	5

FGCU

F
G
C
U

F
G
C
U

Average RPI Win:	143	WON-LOST RECORD	WINNING PCT. RANK	LAST 10 GAMES	STRENGTH OF SCHEDULE	OPP. STRENGTH OF SCHEDULE	TEAM RPI	ADJ RPI	CONF. RPI	ADJ CONF. RPI					
DIV. I ONLY		33-16-0	.67347	32	7-3-0	127	85	56	.54765	56	13	13			
DIV. I NON-CONF.		16-9-0	.64	63	3-0-0	168	19	89	.52891	89	11	11			
<hr/>															
TOTALS	RPI 1-25	RPI 26-50		W-L RECORDS		RPI 51-100		RPI 101-150		RPI 150+					
33-16-0	0-0-0	0-2-0		OVERALL		9-7-0		11-5-0		13-2-0					
17-10-0	0-0-0	0-2-0		HOME		4-3-0		6-3-0		7-2-0					
16-6-0	0-0-0	0-0-0		AWAY		5-4-0		5-2-0		6-0-0					
0-0-0	0-0-0	0-0-0		NEUTRAL		0-0-0		0-0-0		0-0-0					
16-9-0	0-0-0	0-2-0		NON-CONFERENCE		2-2-0		9-4-0		5-1-0					
8-7-0	0-0-0	0-2-0		HOME		0-1-0		6-3-0		2-1-0					
8-2-0	0-0-0	0-0-		AWAY		2-1-0		3-1-0		3-0-0					
0-0-0	0-0-0	0-0-0		NEUTRAL		0-0-0		0-0-0		0-0-0					
17-7-0	0-0-0	0-0-0		CONFERENCE		7-5-0		2-1-0		8-1-0					
9-3-0	0-0-0	0-0-0		HOME		4-2-0		0-0-0		5-1-0					
8-4-0	0-0-0	0-0-0		AWAY		3-3-0		2-1-0		3-0-0					
0-0-0	0-0-0	0-0-0		NEUTRAL		0-0-0		0-0-0		0-0-0					
RPI	S	Opponent	Score	RPI	S	Opponent	Score	RPI	S	Opponent	Score				
				31	H	Michigan	2 14	52	H	San Diego	6 3				
				42	H	Tennessee	4 8	52	H	San Diego	10 3				
								52	H	San Diego	10 11				
								58	A	Saint Mary's (CA)	7 0				
								58	A	Saint Mary's (CA)	0 1				
								58	A	Saint Mary's (CA)	12 3				
								66	H	Washington	7 8				
								68	A	Gonzaga	4 0				
								68	A	Gonzaga	5 6				
								68	A	Gonzaga	3 6				
								70	H	BYU	3 5				
								70	H	BYU	9 5				
								70	H	BYU	2 0				
								88	A	Arizona St.	8 5				
								88	A	Arizona St.	3 2				
								88	A	Arizona St.	1 2				
										110	H	Southern California	4 3		
										116	H	Washington St.	7 3		
										116	H	Washington St.	4 7		
										116	H	Washington St.	18 5		
										116	H	Washington St.	3 6		
										121	H	UC Santa Barbara	8 2		
										121	H	UC Santa Barbara	3 6		
										121	H	UC Santa Barbara	1 0		
										127	A	Cal Poly	4 0		
										127	A	Cal Poly	6 5		
										127	A	Cal Poly	1 16		
										135	A	San Francisco	6 5		
										135	A	San Francisco	0 4		
										135	A	San Francisco	3 2		
										139	A	UC Riverside	5 3		
										139	H	UC Riverside	9 8		
										155	A	UC Irvine	4 2		
										155	H	UC Irvine	6 7		
										172	A	CSUN	18 10		
										172	H	CSUN	6 1		
										179	A	CSU Bakersfield	8 2		
										179	H	CSU Bakersfield	10 7		
										197	A	Pepperdine	7 3		
										197	A	Pepperdine	4 2		
										197	A	Pepperdine	5 1		
										248	H	Pacific	15 6		
										248	H	Pacific	8 7		
<hr/>															
LAST 10 GAMES															
				68	A	Gonzaga	5 6	52	H	San Diego	6 3	197	A	Pepperdine	7 3
				68	A	Gonzaga	4 0	52	H	San Diego	10 3	197	A	Pepperdine	4 2
				68	A	Gonzaga	3 6	52	H	San Diego	10 11	197	A	Pepperdine	5 1
				179	A	CSU Bakersfield	8 2	172	A	CSUN	18 10	248	H	Pacific	15 6
				139	A	UC Riverside	5 3	197	A	Pepperdine	4 2	248	H	Pacific	8 7

Non-Div. I Games:

Loyola Marymount

RPI	S	Opponent	Score	
248	H	Pacific	5	4
265	H	Santa Clara	5	1
265	H	Santa Clara	6	3
265	H	Santa Clara	3	10

DBU

Average RPI Win: 169		WON-LOST RECORD		WINNING PCT. RANK		LAST 10 GAMES		STRENGTH OF SCHEDULE		OPP. STRENGTH OF SCHEDULE		TEAM RPI		ADJ RPI		CONF. RPI		ADJ CONF. RPI					
Average RPI Loss: 75																							
DIV. I ONLY		33-18-0		.64706		49		8-2-0		106		126		57		.54636		57					
DIV. I NON-CONF.		20-13-0		.60606		85		1-1-0		62		88		51		.55073		51					
TOTALS		RPI 1-25		RPI 26-50		W-L RECORDS		RPI 51-100		RPI 101-150		RPI 150+											
33-18-0		1-7-0		2-2-0		OVERALL		7-3-0		5-4-0		18-2-0											
23-6-0		1-2-0		2-1-0		HOME		3-1-0		2-1-0		15-1-0											
10-12-0		0-5-0		0-1-0		AWAY		4-2-0		3-3-0		3-1-0											
0-0-0		0-0-0		0-0-0		NEUTRAL		0-0-0		0-0-0		0-0-0											
20-13-0		1-4-0		2-2-0		NON-CONFERENCE		7-3-0		3-3-0		7-1-0											
12-5-0		1-2-0		2-1-0		HOME		3-1-0		0-0-0		6-1-0											
8-8-0		0-2-0		0-0-		AWAY		4-2-0		3-3-0		1-0-0											
0-0-0		0-0-0		0-0-0		NEUTRAL		0-0-0		0-0-0		0-0-0											
13-5-0		0-3-0		0-0-0		CONFERENCE		0-0-0		2-1-0		11-1-0											
11-1-0		0-0-0		0-0-0		HOME		0-0-0		2-1-0		9-0-0											
2-4-0		0-3-0		0-0-0		AWAY		0-0-0		0-0-0		2-1-0											
0-0-0		0-0-0		0-0-0		NEUTRAL		0-0-0		0-0-0		0-0-0											
RPI	S	Opponent		Score		RPI	S	Opponent		Score		RPI	S	Opponent		Score		RPI	S	Opponent		Score	
6	A	TCU		2	3	35	A	Texas A&M		3	7	64	A	Rice		8	4	107	A	North Florida		2	6
6	H	TCU		3	9	49	H	New Mexico		7	6	77	A	Sam Houston St.		5	7	107	A	North Florida		9	5
12	A	Baylor		6	8	49	H	New Mexico		5	2	90	A	UT Arlington		9	7	107	A	North Florida		7	8
12	H	Baylor		1	4	49	H	New Mexico		5	6	90	H	UT Arlington		12	7	132	A	Central Ark.		4	0
14	A	Missouri St.		3	7							93	A	Oral Roberts		13	5	132	A	Central Ark.		7	1
14	A	Missouri St.		8	11							93	A	Oral Roberts		9	7	132	A	Central Ark.		4	10
14	A	Missouri St.		1	5							93	A	Oral Roberts		3	7	146	H	Wichita St.		6	8
17	H	Oklahoma		16	10							100	H	Jacksonville St.		10	6	146	H	Wichita St.		13	2
												100	H	Jacksonville St.		3	7	146	H	Wichita St.		10	9
												100	H	Jacksonville St.		14	11	169	H	Indiana St.		1	0
																		169	H	Indiana St.		3	2
																		169	H	Indiana St.		20	12
																		190	A	Southern Ill.		1	4
																		190	A	Southern Ill.		4	2
																		190	A	Southern Ill.		7	1
																		191	H	Bradley		6	1
																		191	H	Bradley		7	3
																		191	H	Bradley		9	8
																		240	H	La.-Monroe		12	4
																		240	H	La.-Monroe		3	8
																		240	H	La.-Monroe		11	0
																		267	A	Abilene Christian		11	7
																		278	H	Grambling		3	0
																		278	H	Grambling		7	6
																		278	H	Grambling		15	0
																		281	H	Illinois St.		10	2
																		281	H	Illinois St.		7	6
LAST 10 GAMES																							
191 H Bradley				7 3				146 H Wichita St.				13 2				278 H Grambling				3 0			
191 H Bradley				6 1				146 H Wichita St.				6 8				278 H Grambling				7 6			
191 H Bradley				9 8				285 H Prairie View				10 0				278 H Grambling				15 0			
77 A Sam Houston St.				5 7				190 A Southern Ill.				7 1				281 H Illinois St.				10 2			
146 H Wichita St.				10 9				190 A Southern Ill.				4 2				281 H Illinois St.				7 6			

Non-Div. I Games:

DBU

RPI	S	Opponent	Score	
281	H	Illinois St.	11	4
285	H	Prairie View	10	0

D
B
U

D
B
U

DBU

Average RPI Win: 158		WON-LOST	WINNING	LAST 10	STRENGTH OF		OPP. STRENGTH	TEAM	ADJ	CONF.	ADJ CONF.
Average RPI Loss: 92		RECORD	PCT. RANK	GAMES	SCHEDULE		OF SCHEDULE	RPI	RPI	RPI	RPI
DIV. I ONLY		34-18-0	.65385	41	6-4-0		137	86	58	.54607	58
DIV. I NON-CONF.		19-9-0	.67857	45	2-1-0		171	24	57	.54767	57
TOTALS		RPI 1-25	RPI 26-50		W-L RECORDS		RPI 51-100		RPI 101-150		RPI 150+
34-18-0		1-3-0	1-0-0		OVERALL		8-9-0		6-2-0		18-4-0
18-7-0		0-1-0	0-0-0		HOME		6-5-0		3-1-0		9-0-0
14-11-0		1-2-0	1-0-0		AWAY		2-4-0		3-1-0		7-4-0
2-0-0		0-0-0	0-0-0		NEUTRAL		0-0-0		0-0-0		2-0-0
19-9-0		1-3-0	1-0-0		NON-CONFERENCE		3-2-0		4-1-0		10-3-0
9-4-0		0-1-0	0-0-0		HOME		3-2-0		3-1-0		3-0-0
8-5-0		1-2-0	1-0-0		AWAY		0-0-0		1-0-0		5-3-0
2-0-0		0-0-0	0-0-0		NEUTRAL		0-0-0		0-0-0		2-0-0
15-9-0		0-0-0	0-0-0		CONFERENCE		5-7-0		2-1-0		8-1-0
9-3-0		0-0-0	0-0-0		HOME		3-3-0		0-0-0		6-0-0
6-6-0		0-0-0	0-0-0		AWAY		2-4-0		2-1-0		2-1-0
0-0-0		0-0-0	0-0-0		NEUTRAL		0-0-0		0-0-0		0-0-0
RPI S	Opponent	Score	RPI S	Opponent	Score	RPI S	Opponent	Score	RPI S	Opponent	Score
1 H	Oregon St.	3 4	45 A	Cal St. Fullerton	12 4	52 H	San Diego	8 1	121 A	UC Santa Barbara	4 1
21 A	Vanderbilt	1 9				52 H	San Diego	2 8	121 H	UC Santa Barbara	15 5
21 A	Vanderbilt	8 9				52 H	San Diego	6 4	135 A	San Francisco	2 1
21 A	Vanderbilt	5 1				56 H	Loyola Marymount	3 12	135 A	San Francisco	1 8
						56 H	Loyola Marymount	0 7	135 A	San Francisco	5 3
						56 H	Loyola Marymount	1 0	138 H	Grand Canyon	8 6
						66 H	Washington	6 5	138 H	Grand Canyon	12 11
						66 H	Washington	6 5	138 H	Grand Canyon	4 6
						66 H	Washington	5 11	168 A	UC Davis	5 2
						66 H	Washington	1 11	168 A	UC Davis	10 11
						68 A	Gonzaga	7 3	168 N	UC Davis	6 4
						68 A	Gonzaga	11 12	172 A	CSUN	4 3
						68 A	Gonzaga	9 8	172 A	CSUN	10 0
						70 A	BYU	6 7	172 A	CSUN	4 5
						70 A	BYU	2 6	172 A	CSUN	2 1
						70 A	BYU	1 14	197 A	Pepperdine	1 2
						76 H	California	24 7	197 A	Pepperdine	3 0
									197 A	Pepperdine	5 4
									212 A	Nevada	6 1
									212 H	Nevada	4 0
									235 A	San Jose St.	5 6
									235 H	San Jose St.	11 6
									246 H	UNLV	7 3
									248 H	Pacific	5 1
									248 H	Pacific	3 2
									248 H	Pacific	15 9
									277 H	Portland	11 5
LAST 10 GAMES											
			45 A	Cal St. Fullerton	12 4	52 H	San Diego	6 4			
			197 A	Pepperdine	5 4	52 H	San Diego	8 1			
			197 A	Pepperdine	1 2	52 H	San Diego	2 8			
			197 A	Pepperdine	3 0	168 A	UC Davis	10 11			
			121 H	UC Santa Barbara	15 5	68 A	Gonzaga	11 12			

Non-Div. I Games:

Saint Mary's (CA)

RPI	S	Opponent	Score	
277	H	Portland	6	5
277	H	Portland	7	5
279	N	Omaha	9	3

Saint Mary's (CA)

S
a
i
n
t
M
a
r
y
'
s
(
C
A
)

S
a
i
n
t
M
a
r
y
'
s
(
C
A
)

Average RPI Win:		126	WON-LOST RECORD		WINNING PCT. RANK		LAST 10 GAMES		STRENGTH OF SCHEDULE		OPP. STRENGTH OF SCHEDULE		TEAM RPI		ADJ RPI		CONF. RPI		ADJ CONF. RPI		
DIV. I ONLY			29-23-0		.55769 101		8-2-0		32		50		59		.54541 59		1		1		
DIV. I NON-CONF.			18-13-0		.58065 99		5-0-0		86		165		106		.52184 106		1		1		
TOTALS		RPI 1-25		RPI 26-50		W-L RECORDS		RPI 51-100		RPI 101-150		RPI 150+									
29-23-0		9-12-0		0-0-0		OVERALL		7-6-0		4-3-0		9-2-0									
20-12-0		4-3-0		0-0-0		HOME		6-5-0		2-2-0		8-2-0									
9-9-0		5-8-0		0-0-0		AWAY		1-0-0		2-1-0		1-0-0									
0-2-0		0-1-0		0-0-0		NEUTRAL		0-1-0		0-0-0		0-0-0									
18-13-0		2-4-0		0-0-0		NON-CONFERENCE		3-4-0		4-3-0		9-2-0									
13-7-0		1-0-0		0-0-0		HOME		2-3-0		2-2-0		8-2-0									
5-4-0		1-3-0		0-0-		AWAY		1-0-0		2-1-0		1-0-0									
0-2-0		0-1-0		0-0-0		NEUTRAL		0-1-0		0-0-0		0-0-0									
11-10-0		7-8-0		0-0-0		CONFERENCE		4-2-0		0-0-0		0-0-0									
7-5-0		3-3-0		0-0-0		HOME		4-2-0		0-0-0		0-0-0									
4-5-0		4-5-0		0-0-0		AWAY		0-0-0		0-0-0		0-0-0									
0-0-0		0-0-0		0-0-0		NEUTRAL		0-0-0		0-0-0		0-0-0									
RPI	S	Opponent		Score		RPI	S	Opponent		Score		RPI	S	Opponent		Score					
6	A	TCU		1 3						54	N	Liberty		1 6		120	H	Samford		6 4	
6	A	TCU		1 5						67	H	Oklahoma St.		4 2		120	H	Samford		1 6	
6	A	TCU		4 3						67	H	Oklahoma St.		6 5		120	H	Samford		6 8	
10	N	Virginia		6 9						67	H	Oklahoma St.		6 11		138	A	Grand Canyon		7 3	
12	H	Baylor		4 5						74	H	Minnesota		2 5		138	A	Grand Canyon		9 4	
12	H	Baylor		1 3						93	A	Oral Roberts		7 2		146	A	Wichita St.		0 8	
12	H	Baylor		6 1						93	H	Oral Roberts		1 12		146	H	Wichita St.		8 6	
13	A	Stanford		2 4						98	H	Kansas St.		3 10		165	H	Creighton		3 7	
13	A	Stanford		0 5						98	H	Kansas St.		5 4		225	H	Northwestern St.		11 7	
13	A	Stanford		0 6						98	H	Kansas St.		6 4		225	H	Northwestern St.		8 2	
14	A	Missouri St.		4 2						99	H	Houston Baptist		2 4		225	H	Northwestern St.		6 7	
14	H	Missouri St.		8 5						99	H	Houston Baptist		2 1		228	A	The Citadel		7 5	
17	A	Oklahoma		5 2						99	H	Houston Baptist		4 2		276	H	Texas Southern		8 4	
17	A	Oklahoma		6 7											276	H	Texas Southern		10 0		
17	A	Oklahoma		15 10											276	H	Texas Southern		20 4		
20	A	West Virginia		1 10											276	H	Texas Southern		11 2		
20	A	West Virginia		7 2											279	H	Omaha		11 1		
20	A	West Virginia		0 8											279	H	Omaha		6 5		
23	H	Texas		5 4																	
23	H	Texas		2 1																	
23	H	Texas		3 5																	
						LAST 10 GAMES															
						98	H	Kansas St.		3 10		276	H	Texas Southern		11 2					
						98	H	Kansas St.		6 4		276	H	Texas Southern		20 4					
						98	H	Kansas St.		5 4		14	H	Missouri St.		8 5					
						276	H	Texas Southern		10 0		12	H	Baylor		6 1					
						276	H	Texas Southern		8 4		12	H	Baylor		1 3					

Non-Div. I Games:

Kansas

Average RPI Win: 84		WON-LOST	WINNING	LAST 10	STRENGTH OF		OPP. STRENGTH	TEAM	ADJ		CONF.	ADJ CONF.
Average RPI Loss: 70		RECORD	PCT. RANK	GAMES	SCHEDULE		OF SCHEDULE	RPI	RPI		RPI	RPI
DIV. I ONLY		25-23-0	.52083	131	5-5-0		25	21	60		.54496	60
DIV. I NON-CONF.		11-12-0	.47826	169	1-3-0		27	49	121		.51324	121
TOTALS		RPI 1-25	RPI 26-50		W-L RECORDS		RPI 51-100		RPI 101-150		RPI 150+	
25-23-0		6-8-0	2-1-0		OVERALL		8-7-0		6-5-0		3-2-0	
16-12-0		3-4-0	2-0-0		HOME		6-5-0		2-2-0		3-1-0	
9-9-0		3-4-0	0-1-0		AWAY		2-1-0		4-2-0		0-1-0	
0-2-0		0-0-0	0-0-0		NEUTRAL		0-1-0		0-1-0		0-0-0	
11-12-0		2-3-0	2-1-0		NON-CONFERENCE		2-4-0		2-2-0		3-2-0	
10-6-0		1-0-0	2-0-0		HOME		2-3-0		2-2-0		3-1-0	
1-5-0		1-3-0	0-0-0		AWAY		0-0-0		0-0-0		0-1-0	
0-1-0		0-0-0	0-0-0		NEUTRAL		0-1-0		0-0-0		0-0-0	
14-11-0		4-5-0	0-0-0		CONFERENCE		6-3-0		4-3-0		0-0-0	
6-6-0		2-4-0	0-0-0		HOME		4-2-0		0-0-0		0-0-0	
8-4-0		2-1-0	0-0-0		AWAY		2-1-0		4-2-0		0-0-0	
0-1-0		0-0-0	0-0-0		NEUTRAL		0-0-0		0-1-0		0-0-0	
RPI S	Opponent	Score	RPI S	Opponent	Score	RPI S	Opponent	Score	RPI S	Opponent	Score	
1 H	Oregon St.	1 2	31 H	Michigan	1 0	52 H	San Diego	1 3	110 A	Southern California	13 0	
1 H	Oregon St.	7 1	45 A	Cal St. Fullerton	3 4	66 H	Washington	3 7	110 A	Southern California	4 2	
1 H	Oregon St.	2 4	45 H	Cal St. Fullerton	9 7	66 H	Washington	3 6	110 A	Southern California	2 0	
13 A	Stanford	2 0				66 H	Washington	6 5	110 N	Southern California	3 4	
13 A	Stanford	7 6				68 H	Gonzaga	5 4	116 A	Washington St.	3 7	
13 A	Stanford	3 5				68 H	Gonzaga	1 2	116 A	Washington St.	1 7	
16 H	Arizona	8 7				68 H	Gonzaga	6 1	116 A	Washington St.	12 2	
16 H	Arizona	3 4				76 H	California	9 4	127 H	Cal Poly	2 1	
16 H	Arizona	4 19				76 H	California	9 5	127 H	Cal Poly	5 4	
22 A	Long Beach St.	5 1				76 H	California	20 0	127 H	Cal Poly	3 6	
22 H	Long Beach St.	2 1				88 A	Arizona St.	9 3	139 H	UC Riverside	2 3	
23 A	Texas	2 5				88 A	Arizona St.	4 5	155 H	UC Irvine	3 5	
23 A	Texas	4 5				88 A	Arizona St.	17 4	172 A	CSUN	5 6	
23 A	Texas	5 10				89 H	San Diego St.	6 8	172 H	CSUN	7 2	
						89 N	San Diego St.	4 5	235 H	San Jose St.	3 2	
									235 H	San Jose St.	10 1	
LAST 10 GAMES												
			116 A	Washington St.	12 2				110 A	Southern California	4 2	
			116 A	Washington St.	3 7				110 A	Southern California	2 0	
			116 A	Washington St.	1 7		89 H	San Diego St.	6 8			
			45 A	Cal St. Fullerton	3 4		127 H	Cal Poly	5 4			
			110 A	Southern California	13 0		127 H	Cal Poly	3 6			

Non-Div. I Games:

UCLA

Average RPI Win: 86		WON-LOST RECORD		WINNING PCT. RANK		LAST 10 GAMES		STRENGTH OF SCHEDULE		OPP. STRENGTH OF SCHEDULE		TEAM RPI		ADJ RPI		CONF. RPI		ADJ CONF. RPI	
DIV. I ONLY		24-26-0		.48 169		5-5-0		11		10		61		.5446 61		3		3	
DIV. I NON-CONF.		11-13-0		.45833 180		2-2-0		25		17		120		.5136 120		4		4	
TOTALS		RPI 1-25		RPI 26-50		W-L RECORDS		RPI 51-100		RPI 101-150		RPI 150+							
24-26-0		3-10-0		2-3-0		OVERALL		10-8-0		7-5-0		2-0-0							
15-13-0		1-3-0		1-1-0		HOME		6-5-0		5-4-0		2-0-0							
9-13-0		2-7-0		1-2-0		AWAY		4-3-0		2-1-0		0-0-0							
0-0-0		0-0-0		0-0-0		NEUTRAL		0-0-0		0-0-0		0-0-0							
11-13-0		0-4-0		0-0-0		NON-CONFERENCE		6-6-0		3-3-0		2-0-0							
9-8-0		0-1-0		0-0-0		HOME		4-4-0		3-3-0		2-0-0							
2-5-0		0-3-0		0-0-		AWAY		2-2-0		0-0-0		0-0-0							
0-0-0		0-0-0		0-0-0		NEUTRAL		0-0-0		0-0-0		0-0-0							
13-13-0		3-6-0		2-3-0		CONFERENCE		4-2-0		4-2-0		0-0-0							
6-5-0		1-2-0		1-1-0		HOME		2-1-0		2-1-0		0-0-0							
7-8-0		2-4-0		1-2-0		AWAY		2-1-0		2-1-0		0-0-0							
0-0-0		0-0-0		0-0-0		NEUTRAL		0-0-0		0-0-0		0-0-0							
RPI S	Opponent	Score		RPI S	Opponent	Score		RPI S	Opponent	Score		RPI S	Opponent	Score					
2 A	North Carolina	2	7	28 H	Florida St.	3	6	55 A	FGCU	0	3	101 H	Rutgers	8	4				
2 A	North Carolina	3	6	28 H	Florida St.	5	4	55 H	FGCU	4	5	101 H	Rutgers	3	0				
2 A	North Carolina	6	2	40 A	North Carolina St.	2	5	65 H	Georgia Tech	10	8	101 H	Rutgers	6	17				
5 A	Florida	0	1	40 A	North Carolina St.	3	5	65 H	Georgia Tech	5	7	118 H	Dartmouth	3	2				
5 A	Florida	0	2	40 A	North Carolina St.	7	5	65 H	Georgia Tech	17	7	118 H	Dartmouth	0	1				
5 A	Florida	2	6					73 A	FIU	8	7	118 H	Dartmouth	0	5				
9 H	Wake Forest	1	2					73 A	FIU	2	3	119 H	Duke	9	7				
9 H	Wake Forest	0	9					73 H	FIU	1	12	119 H	Duke	7	0				
9 H	Wake Forest	5	1					73 H	FIU	4	5	119 H	Duke	2	5				
10 A	Virginia	6	13					75 A	Fla. Atlantic	5	2	133 A	Pittsburgh	5	3				
10 A	Virginia	5	1					75 H	Fla. Atlantic	8	2	133 A	Pittsburgh	1	0				
10 A	Virginia	4	7					75 H	Fla. Atlantic	7	5	133 A	Pittsburgh	3	10				
25 H	UCF	2	5					86 H	Bethune-Cookman	7	1	193 H	Maine	7	2				
								86 H	Bethune-Cookman	6	5	193 H	Maine	4	3				
								86 H	Bethune-Cookman	3	7								
								87 A	Boston College	2	9								
								87 A	Boston College	3	0								
								87 A	Boston College	14	5								
								87 A	Boston College	3	0								
LAST 10 GAMES																			
10 A	Virginia	4	7	86 H	Bethune-Cookman	3	7												
10 A	Virginia	6	13	86 H	Bethune-Cookman	6	5												
10 A	Virginia	5	1	87 A	Boston College	2	9												
25 H	UCF	2	5	87 A	Boston College	14	5												
86 H	Bethune-Cookman	7	1	87 A	Boston College	3	0												

Non-Div. I Games: St. Thomas (FL) 14 2

Miami (FL)

Average RPI Win: 178		WON-LOST RECORD		WINNING PCT. RANK		LAST 10 GAMES		STRENGTH OF SCHEDULE		OPP. STRENGTH OF SCHEDULE		TEAM RPI		ADJ RPI		CONF. RPI		ADJ CONF. RPI													
DIV. I ONLY		28-16-0		.63636 52		8-2-0		146		189		62		.5444 62		14		14													
DIV. I NON-CONF.		12-12-0		.5 144		2-0-0		105		223		85		.53032 85		9		9													
TOTALS		RPI 1-25		RPI 26-50		W-L RECORDS		RPI 51-100		RPI 101-150		RPI 150+																			
28-16-0		0-2-0		0-0-0		OVERALL		0-0-0		7-7-0		21-7-0																			
10-3-0		0-0-0		0-0-0		HOME		0-0-0		5-1-0		5-2-0																			
14-12-0		0-2-0		0-0-0		AWAY		0-0-0		2-6-0		12-4-0																			
4-1-0		0-0-0		0-0-0		NEUTRAL		0-0-0		0-0-0		4-1-0																			
12-12-0		0-2-0		0-0-0		NON-CONFERENCE		0-0-0		1-5-0		11-5-0																			
2-1-0		0-0-0		0-0-0		HOME		0-0-0		0-0-0		2-1-0																			
6-10-0		0-2-0		0-0-		AWAY		0-0-0		1-5-0		5-3-0																			
4-1-0		0-0-0		0-0-0		NEUTRAL		0-0-0		0-0-0		4-1-0																			
16-4-0		0-0-0		0-0-0		CONFERENCE		0-0-0		6-2-0		10-2-0																			
8-2-0		0-0-0		0-0-0		HOME		0-0-0		5-1-0		3-1-0																			
8-2-0		0-0-0		0-0-0		AWAY		0-0-0		1-1-0		7-1-0																			
0-0-0		0-0-0		0-0-0		NEUTRAL		0-0-0		0-0-0		0-0-0																			
RPI	S	Opponent		Score		RPI	S	Opponent		Score		RPI	S	Opponent		Score															
8	A	Clemson		8	10							109	A	New Mexico St.		5	16														
8	A	Clemson		6	10							109	A	New Mexico St.		3	1														
												109	A	New Mexico St.		5	18														
												109	A	New Mexico St.		3	7														
												112	A	William & Mary		3	10														
												112	A	William & Mary		6	7														
												115	A	Cornell		4	6														
												115	A	Cornell		7	2														
												118	H	Dartmouth		6	1														
												118	H	Dartmouth		2	7														
												118	H	Dartmouth		8	0														
												118	H	Dartmouth		11	3														
												126	H	Columbia		6	3														
												126	H	Columbia		5	4														
												152	A	Wofford		18	15														
												152	A	Wofford		2	6														
												152	A	Wofford		2	3														
												152	A	Wofford		17	8														
												158	A	Fairfield		1	5														
												162	A	Hartford		13	11														
												175	A	Stony Brook		13	3														
						LAST 10 GAMES																									
						189 H UMass Lowell						4	3	217 A Fordham						8	4										
						215 A Brown						5	4	118 H Dartmouth						6	1										
						215 A Brown						5	4	118 H Dartmouth						2	7										
						215 H Brown						10	2	118 H Dartmouth						11	3										
						215 H Brown						1	12	118 H Dartmouth						8	0										
																		181 A Princeton						8	0						
																		181 A Princeton						3	1						
																		187 A Harvard						7	12						
																		187 A Harvard						4	2						
																		187 A Harvard						21	13						
																		187 A Harvard						13	9						

Non-Div. I Games:

Yale

RPI	S	Opponent	Score	
189	H	UMass Lowell	4	3
192	H	Penn	5	4
192	H	Penn	6	2
215	A	Brown	5	4
215	A	Brown	5	4
215	H	Brown	10	2
215	H	Brown	1	12
217	A	Fordham	8	4
219	N	Holy Cross	4	0
219	N	Holy Cross	7	8
219	N	Holy Cross	7	1
219	N	Holy Cross	4	3
237	N	Saint Joseph's	13	9
257	H	Sacred Heart	6	9
261	H	Iona	9	5

Average RPI Win: 142		WON-LOST	WINNING	LAST 10	STRENGTH OF		OPP. STRENGTH	TEAM	ADJ		CONF.	ADJ CONF.		
Average RPI Loss: 42		RECORD	PCT. RANK	GAMES	SCHEDULE		OF SCHEDULE	RPI	RPI		RPI	RPI		
DIV. I ONLY		31-21-0	.59615	76	4-6-0		61	30	63		.54424	63		
DIV. I NON-CONF.		20-5-0	.8	13	1-0-0		186	193	44		.55492	44		
TOTALS		RPI 1-25	RPI 26-50		W-L RECORDS		RPI 51-100		RPI 101-150		RPI 150+			
31-21-0		3-11-0	4-6-0		OVERALL		2-1-0		5-2-0		17-1-0			
17-13-0		2-8-0	2-4-0		HOME		0-0-0		4-1-0		9-0-0			
9-6-0		1-3-0	1-2-0		AWAY		2-1-0		0-0-0		5-0-0			
5-2-0		0-0-0	1-0-0		NEUTRAL		0-0-0		1-1-0		3-1-0			
20-5-0		0-2-0	1-0-0		NON-CONFERENCE		0-0-0		5-2-0		14-1-0			
13-2-0		0-1-0	0-0-0		HOME		0-0-0		4-1-0		9-0-0			
2-1-0		0-1-0	0-0-		AWAY		0-0-0		0-0-0		2-0-0			
5-2-0		0-0-0	1-0-0		NEUTRAL		0-0-0		1-1-0		3-1-0			
11-16-0		3-9-0	3-6-0		CONFERENCE		2-1-0		0-0-0		3-0-0			
4-11-0		2-7-0	2-4-0		HOME		0-0-0		0-0-0		0-0-0			
7-5-0		1-2-0	1-2-0		AWAY		2-1-0		0-0-0		3-0-0			
0-0-0		0-0-0	0-0-0		NEUTRAL		0-0-0		0-0-0		0-0-0			
RPI	S	Opponent	Score		RPI	S	Opponent	Score		RPI	S	Opponent	Score	
5	H	Florida	1	2	26	N	Houston	4	2	92	A	Georgia	0	3
5	H	Florida	1	2	30	H	South Carolina	5	3	92	A	Georgia	6	1
5	H	Florida	3	4	30	H	South Carolina	3	4	92	A	Georgia	8	5
7	H	Kentucky	2	5	30	H	South Carolina	5	3					
7	H	Kentucky	1	6	32	A	Ole Miss	1	3					
7	H	Kentucky	9	8	32	A	Ole Miss	6	9					
14	A	Missouri St.	1	5	32	A	Ole Miss	9	3					
14	H	Missouri St.	3	5	35	H	Texas A&M	2	7					
18	H	Arkansas	2	9	35	H	Texas A&M	1	11					
18	H	Arkansas	7	2	35	H	Texas A&M	1	7					
18	H	Arkansas	8	9										
21	A	Vanderbilt	5	14										
21	A	Vanderbilt	2	5										
21	A	Vanderbilt	2	1										
					LAST 10 GAMES									
					30	H	South Carolina	5	3	21	A	Vanderbilt	2	5
					30	H	South Carolina	5	3	170	H	Murray St.	11	0
					30	H	South Carolina	3	4	35	H	Texas A&M	2	7
					21	A	Vanderbilt	5	14	35	H	Texas A&M	1	11
					21	A	Vanderbilt	2	1	35	H	Texas A&M	1	7

Non-Div. I Games:

Missouri

Average RPI Win: 88		WON-LOST	WINNING	LAST 10	STRENGTH OF		OPP. STRENGTH	TEAM	ADJ		CONF.	ADJ CONF.
Average RPI Loss: 62		RECORD	PCT. RANK	GAMES	SCHEDULE		OF SCHEDULE	RPI	RPI		RPI	RPI
DIV. I ONLY		24-28-0	.46154	178	8-2-0		2	33	64	.54406	64	6
DIV. I NON-CONF.		10-15-0	.4	211	1-1-0		3	9	66	.54014	66	6
TOTALS		RPI 1-25	RPI 26-50		W-L RECORDS		RPI 51-100		RPI 101-150		RPI 150+	
24-28-0		5-7-0	4-9-0		OVERALL		8-7-0		3-2-0		4-3-0	
13-16-0		3-4-0	3-4-0		HOME		3-5-0		3-1-0		1-2-0	
11-11-0		2-3-0	1-4-0		AWAY		5-2-0		0-1-0		3-1-0	
0-1-0		0-0-0	0-1-0		NEUTRAL		0-0-0		0-0-0		0-0-0	
10-15-0		4-5-0	3-4-0		NON-CONFERENCE		1-2-0		1-1-0		1-3-0	
6-8-0		2-2-0	2-2-0		HOME		0-2-0		1-0-0		1-2-0	
4-6-0		2-3-0	1-0-		AWAY		1-0-0		0-1-0		0-1-0	
0-1-0		0-0-0	0-1-0		NEUTRAL		0-0-0		0-0-0		0-0-0	
14-13-0		1-2-0	1-5-0		CONFERENCE		7-5-0		2-1-0		3-0-0	
7-8-0		1-2-0	1-2-0		HOME		3-3-0		2-1-0		0-0-0	
7-5-0		0-0-0	0-3-0		AWAY		4-2-0		0-0-0		3-0-0	
0-0-0		0-0-0	0-0-0		NEUTRAL		0-0-0		0-0-0		0-0-0	
RPI S	Opponent	Score	RPI S	Opponent	Score	RPI S	Opponent	Score	RPI S	Opponent	Score	
6 A	TCU	5 13	26 A	Houston	9 0	57 H	DBU	4 8	105 A	Lamar University	4 10	
13 H	Stanford	6 16	26 H	Houston	4 3	73 H	FIU	8 4	105 H	Lamar University	9 8	
13 H	Stanford	0 2	26 N	Houston	5 6	73 H	FIU	3 4	117 H	Middle Tenn.	1 13	
13 H	Stanford	12 2	27 H	Southeastern La.	4 12	73 H	FIU	5 7	117 H	Middle Tenn.	5 3	
13 H	Stanford	4 0	27 H	Southeastern La.	4 8	75 A	Fla. Atlantic	2 8	117 H	Middle Tenn.	4 0	
15 H	Southern Miss.	6 17	27 H	Southeastern La.	15 5	75 A	Fla. Atlantic	2 3	182 A	Texas St.	4 13	
15 H	Southern Miss.	11 4	33 H	Louisiana Tech	3 2	75 A	Fla. Atlantic	5 4	197 H	Pepperdine	5 7	
15 H	Southern Miss.	4 15	33 H	Louisiana Tech	4 6	77 A	Sam Houston St.	5 3	197 H	Pepperdine	7 6	
23 A	Texas	3 2	33 H	Louisiana Tech	0 6	77 H	Sam Houston St.	2 6	197 H	Pepperdine	2 5	
23 A	Texas	7 1	35 A	Texas A&M	5 8	83 A	Charlotte	6 4	239 A	Western Ky.	13 2	
23 A	Texas	1 6	39 A	Old Dominion	2 3	83 A	Charlotte	8 0	239 A	Western Ky.	10 5	
23 A	Texas	4 5	39 A	Old Dominion	5 6	83 A	Charlotte	11 8	239 A	Western Ky.	8 4	
			39 A	Old Dominion	0 2	91 H	UTSA	6 10				
						91 H	UTSA	7 4				
						91 H	UTSA	6 5				
LAST 10 GAMES												
			117 H	Middle Tenn.	4 0	83 A	Charlotte	8 0				
			117 H	Middle Tenn.	1 13	83 A	Charlotte	6 4				
			117 H	Middle Tenn.	5 3	105 H	Lamar University	9 8				
			26 N	Houston	5 6	91 H	UTSA	6 5				
			83 A	Charlotte	11 8	91 H	UTSA	7 4				

Non-Div. I Games:

Rice

Average RPI Win: 115		WON-LOST	WINNING	LAST 10	STRENGTH OF		OPP. STRENGTH	TEAM	ADJ		CONF.	ADJ CONF.
Average RPI Loss: 71		RECORD	PCT. RANK	GAMES	SCHEDULE		OF SCHEDULE	RPI	RPI		RPI	RPI
DIV. I ONLY		25-24-0	.5102	143	5-5-0		30	36	65		.54283	65
DIV. I NON-CONF.		15-7-0	.68182	39	1-3-0		89	140	53		.55055	53
TOTALS		RPI 1-25	RPI 26-50		W-L RECORDS		RPI 51-100		RPI 101-150		RPI 150+	
25-24-0		4-9-0	3-1-0		OVERALL		3-8-0		8-4-0		7-2-0	
15-11-0		3-7-0	1-1-0		HOME		1-1-0		4-0-0		6-2-0	
10-12-0		1-2-0	2-0-0		AWAY		2-6-0		4-4-0		1-0-0	
0-1-0		0-0-0	0-0-0		NEUTRAL		0-1-0		0-0-0		0-0-0	
15-7-0		1-0-0	3-1-0		NON-CONFERENCE		2-3-0		2-1-0		7-2-0	
10-4-0		1-0-0	1-1-0		HOME		1-1-0		1-0-0		6-2-0	
5-2-0		0-0-0	2-0-		AWAY		1-1-0		1-1-0		1-0-0	
0-1-0		0-0-0	0-0-0		NEUTRAL		0-1-0		0-0-0		0-0-0	
10-17-0		3-9-0	0-0-0		CONFERENCE		1-5-0		6-3-0		0-0-0	
5-7-0		2-7-0	0-0-0		HOME		0-0-0		3-0-0		0-0-0	
5-10-0		1-2-0	0-0-0		AWAY		1-5-0		3-3-0		0-0-0	
0-0-0		0-0-0	0-0-0		NEUTRAL		0-0-0		0-0-0		0-0-0	
RPI S	Opponent	Score	RPI S	Opponent	Score	RPI S	Opponent	Score	RPI S	Opponent	Score	
2 H	North Carolina	4 7	44 A	Auburn	11 8	61 A	Miami (FL)	8 10	104 H	Marshall	11 3	
2 H	North Carolina	5 6	44 H	Auburn	4 7	61 A	Miami (FL)	7 5	113 A	Virginia Tech	6 4	
2 H	North Carolina	4 2	48 A	Mercer	11 3	61 A	Miami (FL)	7 17	113 A	Virginia Tech	13 3	
3 H	Louisville	0 3	48 H	Mercer	8 5	70 H	BYU	5 3	113 A	Virginia Tech	4 8	
3 H	Louisville	1 10				72 A	Ga. Southern	10 3	119 A	Duke	5 12	
3 H	Louisville	4 5				92 A	Georgia	1 5	119 A	Duke	5 3	
8 H	Clemson	6 11				92 H	Georgia	5 7	119 A	Duke	5 7	
8 H	Clemson	6 13				92 N	Georgia	7 8	129 A	Ill.-Chicago	3 0	
8 H	Clemson	5 1				97 A	Notre Dame	6 9	129 A	Ill.-Chicago	0 1	
9 A	Wake Forest	8 17				97 A	Notre Dame	3 4	133 H	Pittsburgh	5 2	
9 A	Wake Forest	7 6				97 A	Notre Dame	3 4	133 H	Pittsburgh	4 3	
9 A	Wake Forest	4 8							133 H	Pittsburgh	8 7	
17 H	Oklahoma	2 0							160 H	Belmont	5 11	
									160 H	Belmont	12 3	
									160 H	Belmont	10 2	
									214 A	Georgia St.	7 0	
									214 H	Georgia St.	12 5	
									234 H	Western Mich.	8 3	
									272 H	Youngstown St.	15 6	
									272 H	Youngstown St.	14 6	
									272 H	Youngstown St.	3 12	
			LAST 10 GAMES									
			119 A	Duke	5 3	133 H	Pittsburgh	4 3				
			119 A	Duke	5 12	133 H	Pittsburgh	8 7				
			119 A	Duke	5 7	129 A	Ill.-Chicago	0 1				
			92 N	Georgia	7 8	129 A	Ill.-Chicago	3 0				
			133 H	Pittsburgh	5 2	92 H	Georgia	5 7				

Non-Div. I Games:

Georgia Tech

Average RPI Win:	109	WON-LOST RECORD	WINNING PCT. RANK	LAST 10 GAMES	STRENGTH OF SCHEDULE	OPP. STRENGTH OF SCHEDULE	TEAM RPI	ADJ RPI	CONF. RPI	ADJ CONF. RPI						
DIV. I ONLY		26-22-0	.54167	112	4-6-0	49	63	66	.54117	66	4	4				
DIV. I NON-CONF.		14-10-0	.58333	97	0-1-0	110	217	97	.52551	97	3	3				
<hr/>																
TOTALS	RPI 1-25	RPI 26-50		W-L RECORDS		RPI 51-100		RPI 101-150		RPI 150+						
26-22-0	3-6-0	0-0-0		OVERALL		14-8-0		1-2-0		8-6-0						
15-10-0	3-3-0	0-0-0		HOME		7-2-0		0-0-0		5-5-0						
11-12-0	0-3-0	0-0-0		AWAY		7-6-0		1-2-0		3-1-0						
0-0-0	0-0-0	0-0-0		NEUTRAL		0-0-0		0-0-0		0-0-0						
14-10-0	2-1-0	0-0-0		NON-CONFERENCE		4-3-0		0-0-0		8-6-0						
7-6-0	2-1-0	0-0-0		HOME		0-0-0		0-0-0		5-5-0						
7-4-0	0-0-0	0-0-		AWAY		4-3-0		0-0-0		3-1-0						
0-0-0	0-0-0	0-0-0		NEUTRAL		0-0-0		0-0-0		0-0-0						
12-12-0	1-5-0	0-0-0		CONFERENCE		10-5-0		1-2-0		0-0-0						
8-4-0	1-2-0	0-0-0		HOME		7-2-0		0-0-0		0-0-0						
4-8-0	0-3-0	0-0-0		AWAY		3-3-0		1-2-0		0-0-0						
0-0-0	0-0-0	0-0-0		NEUTRAL		0-0-0		0-0-0		0-0-0						
<hr/>																
RPI	S	Opponent	Score		RPI	S	Opponent	Score		RPI	S	Opponent	Score			
1	H	Oregon St.	2	5			51	H	Utah	4	3	116	A	Washington St.	4	5
1	H	Oregon St.	0	3			51	H	Utah	4	1	116	A	Washington St.	3	6
1	H	Oregon St.	3	2			51	H	Utah	3	1	116	A	Washington St.	7	1
12	H	Baylor	3	6			56	A	Loyola Marymount	8	7	169	H	Indiana St.	8	0
12	H	Baylor	6	0			58	A	Saint Mary's (CA)	5	6	169	H	Indiana St.	3	5
12	H	Baylor	5	4			58	A	Saint Mary's (CA)	11	1	169	H	Indiana St.	2	4
16	A	Arizona	4	5			58	A	Saint Mary's (CA)	11	5	169	H	Indiana St.	3	2
16	A	Arizona	11	12			58	A	Saint Mary's (CA)	5	6	211	H	Sacramento St.	4	0
16	A	Arizona	1	3			60	A	UCLA	7	3	211	H	Sacramento St.	3	2
							60	A	UCLA	6	3	211	H	Sacramento St.	1	7
							60	A	UCLA	5	6	211	H	Sacramento St.	8	5
							68	A	Oregon	12	3	265	A	Santa Clara	8	1
							68	A	Oregon	3	4	265	A	Santa Clara	5	2
							68	A	Gonzaga	7	8	265	A	Santa Clara	3	4
							68	A	Gonzaga	5	4	273	A	Seattle U	7	4
							68	A	Oregon	0	1	273	H	Seattle U	5	7
							76	H	California	5	2	273	H	Seattle U	2	4
							76	H	California	3	7					
							76	H	California	4	1					
							88	H	Arizona St.	4	0					
				LAST 10 GAMES												
				88	H	Arizona St.	4	0								
				88	H	Arizona St.	5	8								
				88	H	Arizona St.	4	0								
				273	H	Seattle U	5	7								
				16	A	Arizona	11	12								

Non-Div. I Games:

Washington

Washington

RPI	S	Opponent		Score
88	H	Arizona St.	5	8
88	H	Arizona St.	4	0

16	A	Arizona	1	3
16	A	Arizona	4	5
76	H	California	4	1
76	H	California	3	7
76	H	California	5	2

W
a
s
h
i
n
g
t
o
n

Average RPI Win:		107	WON-LOST RECORD		WINNING PCT. RANK		LAST 10 GAMES		STRENGTH OF SCHEDULE		OPP. STRENGTH OF SCHEDULE		TEAM RPI		ADJ RPI		CONF. RPI		ADJ CONF. RPI					
DIV. I ONLY			24-24-0		.5		149		0-6-0		7		53		67		.53977		67		1		1	
DIV. I NON-CONF.			17-10-0		.62963		69		0-3-0		36		181		62		.54324		62		1		1	
TOTALS		RPI 1-25		RPI 26-50				W-L RECORDS				RPI 51-100				RPI 101-150				RPI 150+				
24-24-0		6-12-0		3-0-0				OVERALL				5-4-0				3-5-0				7-3-0				
16-14-0		3-7-0		2-0-0				HOME				3-1-0				1-3-0				7-3-0				
6-9-0		2-4-0		0-0-0				AWAY				2-3-0				2-2-0				0-0-0				
2-1-0		1-1-0		1-0-0				NEUTRAL				0-0-0				0-0-0				0-0-0				
17-10-0		2-1-0		3-0-0				NON-CONFERENCE				2-1-0				3-5-0				7-3-0				
12-6-0		1-0-0		2-0-0				HOME				1-0-0				1-3-0				7-3-0				
3-3-0		0-0-0		0-0-				AWAY				1-1-0				2-2-0				0-0-0				
2-1-0		1-1-0		1-0-0				NEUTRAL				0-0-0				0-0-0				0-0-0				
7-14-0		4-11-0		0-0-0				CONFERENCE				3-3-0				0-0-0				0-0-0				
4-8-0		2-7-0		0-0-0				HOME				2-1-0				0-0-0				0-0-0				
3-6-0		2-4-0		0-0-0				AWAY				1-2-0				0-0-0				0-0-0				
0-0-0		0-0-0		0-0-0				NEUTRAL				0-0-0				0-0-0				0-0-0				
RPI	S	Opponent		Score		RPI	S	Opponent		Score		RPI	S	Opponent		Score		RPI	S	Opponent		Score		
4	A	Texas Tech		12	10	41	N	Nebraska		1	0	59	A	Kansas		11	6	105	H	Lamar University		6	5	
4	A	Texas Tech		3	1	49	H	New Mexico		13	0	59	A	Kansas		2	4	105	H	Lamar University		2	6	
4	A	Texas Tech		2	8	49	H	New Mexico		3	0	59	A	Kansas		5	6	105	H	Lamar University		6	7	
6	A	TCU		5	6							88	A	Arizona St.		18	4	132	H	Central Ark.		5	11	
6	A	TCU		1	5							93	A	Oral Roberts		1	4	138	A	Grand Canyon		0	4	
6	A	TCU		5	7							93	H	Oral Roberts		7	6	138	A	Grand Canyon		1	6	
12	H	Baylor		2	3							98	H	Kansas St.		6	3	138	A	Grand Canyon		6	5	
12	H	Baylor		3	9							98	H	Kansas St.		13	3	146	A	Wichita St.		6	3	
12	H	Baylor		7	8							98	H	Kansas St.		4	10	163	H	Saint Louis		7	10	
14	H	Missouri St.		7	3													182	H	Texas St.		6	3	
16	N	Arizona		9	10													182	H	Texas St.		10	7	
17	H	Oklahoma		4	3													182	H	Texas St.		11	12	
18	N	Arkansas		8	3													225	H	Northwestern St.		7	2	
20	H	West Virginia		3	5													225	H	Northwestern St.		6	3	
20	H	West Virginia		3	2													225	H	Northwestern St.		15	4	
20	H	West Virginia		8	9													249	H	South Dakota St.		6	3	
23	H	Texas		0	7													249	H	South Dakota St.		1	2	
23	H	Texas		4	5													249	H	South Dakota St.		8	3	
LAST 10 GAMES																								
93	A	Oral Roberts		1	4	105	H	Lamar University		6	7													
12	H	Baylor		7	8	105	H	Lamar University		6	5													
12	H	Baylor		2	3	23	H	Texas		4	5													
12	H	Baylor		3	9	23	H	Texas		0	7													
105	H	Lamar University		2	6	4	A	Texas Tech		3	1													

Non-Div. I Games:

Oklahoma St.

Average RPI Win: 137		WON-LOST RECORD	WINNING PCT. RANK	LAST 10 GAMES	STRENGTH OF SCHEDULE	OPP. STRENGTH OF SCHEDULE	TEAM RPI	ADJ RPI		CONF. RPI	ADJ CONF. RPI
Average RPI Loss: 62											
DIV. I ONLY		26-21-0	.55319 103	2-8-0	72	26	68	.53962	68	4	4
DIV. I NON-CONF.		17-5-0	.77273 18	0-1-0	244	74	49	.55346	49	3	3
<hr/>											
TOTALS		RPI 1-25	RPI 26-50		W-L RECORDS		RPI 51-100		RPI 101-150		RPI 150+
26-21-0		3-10-0	0-0-0		OVERALL		9-6-0		1-2-0		13-3-0
15-9-0		2-7-0	0-0-0		HOME		4-2-0		0-0-0		9-0-0
9-12-0		1-3-0	0-0-0		AWAY		4-4-0		1-2-0		3-3-0
2-0-0		0-0-0	0-0-0		NEUTRAL		1-0-0		0-0-0		1-0-0
17-5-0		2-1-0	0-0-0		NON-CONFERENCE		2-1-0		0-0-0		13-3-0
11-1-0		2-1-0	0-0-0		HOME		0-0-0		0-0-0		9-0-0
4-4-0		0-0-0	0-0-		AWAY		1-1-0		0-0-0		3-3-0
2-0-0		0-0-0	0-0-0		NEUTRAL		1-0-0		0-0-0		1-0-0
9-16-0		1-9-0	0-0-0		CONFERENCE		7-5-0		1-2-0		0-0-0
4-8-0		0-6-0	0-0-0		HOME		4-2-0		0-0-0		0-0-0
5-8-0		1-3-0	0-0-0		AWAY		3-3-0		1-2-0		0-0-0
0-0-0		0-0-0	0-0-0		NEUTRAL		0-0-0		0-0-0		0-0-0
RPI	S	Opponent	Score	RPI	S	Opponent	Score	RPI	S	Opponent	Score
1	A	Oregon St.	1 4			51	A Utah	1 13	116	A Washington St.	5 6
1	H	Oregon St.	4 5			51	A Utah	5 11	116	A Washington St.	1 2
1	H	Oregon St.	1 6			51	A Utah	11 1	116	A Washington St.	8 2
1	H	Oregon St.	0 1			52	A San Diego	2 7	155	H UC Irvine	10 1
13	H	Stanford	3 4			66	H Washington	3 12	155	H UC Irvine	6 3
13	H	Stanford	4 10			66	H Washington	1 0	155	H UC Irvine	7 2
13	H	Stanford	5 8			66	H Washington	4 3	155	N UC Irvine	11 5
16	A	Arizona	8 4			70	A BYU	9 6	159	A Fresno St.	3 2
16	A	Arizona	4 18			76	A California	13 2	159	A Fresno St.	13 1
16	A	Arizona	4 5			76	A California	7 1	159	A Fresno St.	1 9
24	H	Mississippi St.	4 5			76	A California	1 4	159	A Fresno St.	3 8
24	H	Mississippi St.	1 0			78	N Seton Hall	1 0	168	H UC Davis	7 2
24	H	Mississippi St.	6 5			88	H Arizona St.	3 2	265	H Santa Clara	3 0
						88	H Arizona St.	3 4	265	H Santa Clara	10 0
						88	H Arizona St.	2 0	265	H Santa Clara	2 1
									265	H Santa Clara	6 2
									277	A Portland	2 3
									277	A Portland	1 0
									277	H Portland	6 1
				LAST 10 GAMES							
				1	H Oregon St.	0 1	116	A Washington St.	1 2		
				1	H Oregon St.	4 5	116	A Washington St.	8 2		
				1	H Oregon St.	1 6	1	A Oregon St.	1 4		
				277	A Portland	2 3	88	H Arizona St.	3 2		
				116	A Washington St.	5 6	88	H Arizona St.	3 4		

Non-Div. I Games:

Oregon

Average RPI Win: 149		WON-LOST RECORD	WINNING PCT. RANK	LAST 10 GAMES	STRENGTH OF SCHEDULE	OPP. STRENGTH OF SCHEDULE	TEAM RPI	ADJ RPI	CONF. RPI	ADJ CONF. RPI					
Average RPI Loss: 81															
DIV. I ONLY		28-17-0	.62222	57	7-3-0	153	59	68	.53962	68	13	13			
DIV. I NON-CONF.		11-10-0	.52381	132	1-0-0	111	2	55	.54952	55	11	11			
<hr/>															
TOTALS		RPI 1-25		RPI 26-50		W-L RECORDS		RPI 51-100		RPI 101-150		RPI 150+			
28-17-0		0-0-0		1-4-0		OVERALL		9-9-0		8-2-0		10-2-0			
12-6-0		0-0-0		0-0-0		HOME		6-5-0		3-1-0		3-0-0			
14-9-0		0-0-0		1-2-0		AWAY		3-4-0		3-1-0		7-2-0			
2-2-0		0-0-0		0-2-0		NEUTRAL		0-0-0		2-0-0		0-0-0			
<hr/>															
11-10-0		0-0-0		1-4-0		NON-CONFERENCE		4-5-0		6-1-0		0-0-0			
2-1-0		0-0-0		0-0-0		HOME		1-1-0		1-0-0		0-0-0			
7-7-0		0-0-0		1-0-		AWAY		3-4-0		3-1-0		0-0-0			
2-2-0		0-0-0		0-2-0		NEUTRAL		0-0-0		2-0-0		0-0-0			
<hr/>															
17-7-0		0-0-0		0-0-0		CONFERENCE		5-4-0		2-1-0		10-2-0			
10-5-0		0-0-0		0-0-0		HOME		5-4-0		2-1-0		3-0-0			
7-2-0		0-0-0		0-0-0		AWAY		0-0-0		0-0-0		7-2-0			
0-0-0		0-0-0		0-0-0		NEUTRAL		0-0-0		0-0-0		0-0-0			
<hr/>															
RPI	S	Opponent	Score	RPI	S	Opponent	Score	RPI	S	Opponent	Score				
				34	N	Indiana	1 5	52	H	San Diego	1 4	116	A	Washington St.	7 3
				34	N	Indiana	3 12	52	H	San Diego	9 2	116	H	Washington St.	9 4
				45	A	Cal St. Fullerton	3 4	52	H	San Diego	3 0	119	N	Duke	6 1
				45	A	Cal St. Fullerton	2 3	56	H	Loyola Marymount	0 4	119	N	Duke	4 1
				45	A	Cal St. Fullerton	1 0	56	H	Loyola Marymount	6 5	121	A	UC Santa Barbara	4 1
								56	H	Loyola Marymount	6 3	127	A	Cal Poly	1 6
								58	H	Saint Mary's (CA)	8 9	135	H	San Francisco	2 7
								58	H	Saint Mary's (CA)	3 7	135	H	San Francisco	8 1
								58	H	Saint Mary's (CA)	12 11	135	H	San Francisco	4 3
								60	A	UCLA	4 5	139	A	UC Riverside	10 3
								60	A	UCLA	2 1	197	A	Pepperdine	2 1
								60	A	UCLA	1 6	197	A	Pepperdine	1 2
								66	H	Washington	4 5	197	A	Pepperdine	3 5
								66	H	Washington	8 7	248	H	Pacific	9 0
								76	A	California	5 9	248	H	Pacific	4 0
								76	A	California	8 3	248	H	Pacific	9 4
								76	A	California	7 8	265	A	Santa Clara	9 8
								76	A	California	5 2	265	A	Santa Clara	13 7
												265	A	Santa Clara	7 6
												277	A	Portland	7 4
												277	A	Portland	13 0
												277	A	Portland	3 2
<hr/>															
LAST 10 GAMES															
				56	H	Loyola Marymount	6 5	58	H	Saint Mary's (CA)	3 7				
				56	H	Loyola Marymount	0 4	116	A	Washington St.	7 3				
				56	H	Loyola Marymount	6 3	277	A	Portland	3 2				
				58	H	Saint Mary's (CA)	12 11	277	A	Portland	7 4				
				58	H	Saint Mary's (CA)	8 9	277	A	Portland	13 0				

Non-Div. I Games:

Gonzaga

RPI	S	Opponent	Score	
265	A	Santa Clara	8	4
277	H	Portland	16	3
277	H	Portland	23	19
277	H	Portland	11	3

BYU

B
Y
U

B
Y
U

Average RPI Win: 171		WON-LOST	WINNING	LAST 10	STRENGTH OF	OPP. STRENGTH	TEAM	ADJ	CONF.	ADJ CONF.							
Average RPI Loss: 158		RECORD	PCT. RANK	GAMES	SCHEDULE	OF SCHEDULE	RPI	RPI	RPI	RPI							
DIV. I ONLY		33-14-0	.70213	19	8-2-0	238	122	71	.53904	71	23	23					
DIV. I NON-CONF.		15-9-0	.625	70	1-0-0	147	51	41	.56012	41	19	19					
<hr/>																	
TOTALS		RPI 1-25		RPI 26-50		W-L RECORDS		RPI 51-100		RPI 101-150		RPI 150+					
33-14-0		0-2-0		0-0-0		OVERALL		3-1-0		8-5-0		22-6-0					
11-4-0		0-0-0		0-0-0		HOME		0-0-0		3-1-0		8-3-0					
21-9-0		0-2-0		0-0-0		AWAY		3-1-0		5-4-0		13-2-0					
1-1-0		0-0-0		0-0-0		NEUTRAL		0-0-0		0-0-0		1-1-0					
15-9-0		0-2-0		0-0-0		NON-CONFERENCE		3-1-0		6-4-0		6-2-0					
1-1-0		0-0-0		0-0-0		HOME		0-0-0		1-0-0		0-1-0					
13-7-0		0-2-0		0-0-		AWAY		3-1-0		5-4-0		5-0-0					
1-1-0		0-0-0		0-0-0		NEUTRAL		0-0-0		0-0-0		1-1-0					
18-5-0		0-0-0		0-0-0		CONFERENCE		0-0-0		2-1-0		16-4-0					
10-3-0		0-0-0		0-0-0		HOME		0-0-0		2-1-0		8-2-0					
8-2-0		0-0-0		0-0-0		AWAY		0-0-0		0-0-0		8-2-0					
0-0-0		0-0-0		0-0-0		NEUTRAL		0-0-0		0-0-0		0-0-0					
RPI	S	Opponent		Score		RPI	S	Opponent		Score		RPI	S	Opponent		Score	
9	A	Wake Forest		0	5							102	A	Western Caro.		2	1
9	A	Wake Forest		2	7							102	A	Western Caro.		16	10
												102	A	Western Caro.		2	10
												122	H	Central Mich.		9	7
												122	H	Central Mich.		6	5
												122	H	Central Mich.		4	7
												124	A	Purdue		2	3
												133	A	Pittsburgh		12	8
												133	H	Pittsburgh		7	6
												142	A	Col. of Charleston		5	0
												142	A	Col. of Charleston		7	10
												142	A	Col. of Charleston		13	5
												150	A	Ohio St.		8	9
												153	A	Ball St.		6	5
												153	A	Ball St.		6	3
												153	A	Ball St.		9	4
												154	A	Canisius		8	5
												160	A	Belmont		5	4
												160	A	Belmont		15	0
												160	A	Belmont		3	0
												171	N	Radford		9	1
												186	A	Eastern Mich.		9	4
												186	A	Eastern Mich.		2	0
												186	A	Eastern Mich.		4	2
												216	H	Buffalo		14	0
												216	H	Buffalo		9	1
												216	H	Buffalo		2	9
<hr/>																	
LAST 10 GAMES																	

Non-Div. I Games:

Kent St.

K
e
n
t
s
t
.

K
e
n
t
s
t
.

Kent St.

[illegible]

Non-Div. I Games:

Ga. Southern

Ga. Southern

FIU

Average RPI Win: 112		WON-LOST RECORD	WINNING PCT. RANK	LAST 10 GAMES	STRENGTH OF SCHEDULE	OPP. STRENGTH OF SCHEDULE	TEAM RPI	ADJ RPI		CONF. RPI	ADJ CONF. RPI		
Average RPI Loss: 83													
DIV. I ONLY		28-25-0	.5283	127	2-8-0	36	72	73	.53814	73	6	6	
DIV. I NON-CONF.		16-10-0	.61538	76	0-1-0	79	97	80	.53326	80	6	6	
<hr/>													
TOTALS		RPI 1-25		RPI 26-50		W-L RECORDS		RPI 51-100		RPI 101-150		RPI 150+	
28-25-0		2-3-0		2-4-0		OVERALL		13-14-0		4-1-0		7-3-0	
16-14-0		0-0-0		1-2-0		HOME		8-9-0		0-0-0		7-3-0	
12-11-0		2-3-0		1-2-0		AWAY		5-5-0		4-1-0		0-0-0	
0-0-0		0-0-0		0-0-0		NEUTRAL		0-0-0		0-0-0		0-0-0	
16-10-0		1-1-0		0-0-0		NON-CONFERENCE		8-7-0		2-0-0		5-2-0	
10-8-0		0-0-0		0-0-0		HOME		5-6-0		0-0-0		5-2-0	
6-2-0		1-1-0		0-0-		AWAY		3-1-0		2-0-0		0-0-0	
0-0-0		0-0-0		0-0-0		NEUTRAL		0-0-0		0-0-0		0-0-0	
12-15-0		1-2-0		2-4-0		CONFERENCE		5-7-0		2-1-0		2-1-0	
6-6-0		0-0-0		1-2-0		HOME		3-3-0		0-0-0		2-1-0	
6-9-0		1-2-0		1-2-0		AWAY		2-4-0		2-1-0		0-0-0	
0-0-0		0-0-0		0-0-0		NEUTRAL		0-0-0		0-0-0		0-0-0	
RPI	S	Opponent		Score	RPI	S	Opponent		Score	RPI	S	Opponent	Score
15	A	Southern Miss.		4 15	33	H	Louisiana Tech		6 14	55	A	FGCU	12 5
15	A	Southern Miss.		1 5	33	H	Louisiana Tech		6 10	55	H	FGCU	7 0
15	A	Southern Miss.		10 4	33	H	Louisiana Tech		6 3	61	A	Miami (FL)	12 1
24	A	Mississippi St.		7 9	39	A	Old Dominion		1 21	61	A	Miami (FL)	5 4
24	A	Mississippi St.		8 3	39	A	Old Dominion		10 9	61	H	Miami (FL)	3 2
					39	A	Old Dominion		10 11	61	H	Miami (FL)	7 8
										64	A	Rice	4 8
										64	A	Rice	4 3
										64	A	Rice	7 5
										71	H	Kent St.	2 3
										71	H	Kent St.	7 6
										71	H	Kent St.	5 13
										71	H	Kent St.	2 3
										75	A	Fla. Atlantic	1 10
										75	A	Fla. Atlantic	8 9
										75	A	Fla. Atlantic	3 4
										83	H	Charlotte	5 4
										83	H	Charlotte	0 4
										83	H	Charlotte	7 8
										86	A	Bethune-Cookman	3 5
LAST 10 GAMES													
					39	A	Old Dominion		10 11				
					39	A	Old Dominion		10 9				
					39	A	Old Dominion		1 21				
					33	H	Louisiana Tech		6 3				
					33	H	Louisiana Tech		6 10				

Non-Div. I Games:

FIU

RPI	S	Opponent	Score	
86	H	Bethune-Cookman	3	1
91	H	UTSA	4	3
91	H	UTSA	7	6
91	H	UTSA	5	10
100	H	Jacksonville St.	5	0
100	H	Jacksonville St.	6	12
100	H	Jacksonville St.	5	6

33	H	Louisiana Tech	6	14
86	A	Bethune-Cookman	3	5
75	A	Fla. Atlantic	1	10
75	A	Fla. Atlantic	8	9
75	A	Fla. Atlantic	3	4

F
I
U

F
I
U

Average RPI Win: 164		WON-LOST	WINNING	LAST 10	STRENGTH OF		OPP. STRENGTH	TEAM	ADJ	CONF.	ADJ CONF.
Average RPI Loss: 101		RECORD	PCT. RANK	GAMES	SCHEDULE		OF SCHEDULE	RPI	RPI	RPI	RPI
DIV. I ONLY		30-17-0	.6383	51	5-5-0		115	123	74	.53812	74
DIV. I NON-CONF.		17-11-0	.60714	82	2-3-0		115	240	108	.5187	108
TOTALS		RPI 1-25	RPI 26-50		W-L RECORDS		RPI 51-100		RPI 101-150		RPI 150+
30-17-0		2-4-0	2-4-0		OVERALL		6-1-0		4-2-0		16-6-0
14-12-0		2-4-0	1-2-0		HOME		2-0-0		1-2-0		8-4-0
16-5-0		0-0-0	1-2-0		AWAY		4-1-0		3-0-0		8-2-0
0-0-0		0-0-0	0-0-0		NEUTRAL		0-0-0		0-0-0		0-0-0
17-11-0		2-4-0	0-0-0		NON-CONFERENCE		2-1-0		0-0-0		13-6-0
11-8-0		2-4-0	0-0-0		HOME		1-0-0		0-0-0		8-4-0
6-3-0		0-0-0	0-0-		AWAY		1-1-0		0-0-0		5-2-0
0-0-0		0-0-0	0-0-0		NEUTRAL		0-0-0		0-0-0		0-0-0
13-6-0		0-0-0	2-4-0		CONFERENCE		4-0-0		4-2-0		3-0-0
3-4-0		0-0-0	1-2-0		HOME		1-0-0		1-2-0		0-0-0
10-2-0		0-0-0	1-2-0		AWAY		3-0-0		3-0-0		3-0-0
0-0-0		0-0-0	0-0-0		NEUTRAL		0-0-0		0-0-0		0-0-0
RPI S	Opponent	Score	RPI S	Opponent	Score	RPI S	Opponent	Score	RPI S	Opponent	Score
14 H	Missouri St.	5 2	34 A	Indiana	11 0	59 A	Kansas	5 2	134 H	Illinois	1 14
14 H	Missouri St.	2 7	34 A	Indiana	12 13	76 A	California	1 7	134 H	Illinois	5 9
14 H	Missouri St.	3 12	34 A	Indiana	0 4	81 A	Michigan St.	9 4	134 H	Illinois	5 4
22 H	Long Beach St.	2 3	41 H	Nebraska	3 5	81 A	Michigan St.	3 2	150 A	Ohio St.	5 2
22 H	Long Beach St.	12 6	41 H	Nebraska	5 3	81 A	Michigan St.	4 3	150 A	Ohio St.	15 5
22 H	Long Beach St.	1 9	41 H	Nebraska	4 9	93 H	Oral Roberts	4 3	150 A	Ohio St.	6 5
						96 H	Iowa	6 3	155 A	UC Irvine	9 8
									155 A	UC Irvine	5 7
									161 H	Hawaii	2 11
									161 H	Hawaii	0 4
									209 A	Penn St.	6 5
									209 A	Penn St.	17 1
									209 A	Penn St.	12 4
									211 A	Sacramento St.	9 2
									211 A	Sacramento St.	2 3
									211 A	Sacramento St.	5 2
									214 H	Georgia St.	9 1
									214 H	Georgia St.	5 7
									242 H	Milwaukee	5 4
									249 H	South Dakota St.	7 5
									249 H	South Dakota St.	5 2
									250 A	North Dakota St.	6 1
									250 H	North Dakota St.	7 1
									250 H	North Dakota St.	1 3
									258 A	Northern Ill.	3 2
									273 H	Seattle U	11 7
									273 H	Seattle U	6 3
LAST 10 GAMES			22 H	Long Beach St.	1 9	209 A	Penn St.	6 5	250 H	North Dakota St.	7 1
			22 H	Long Beach St.	12 6	214 H	Georgia St.	5 7	250 H	North Dakota St.	1 3
			22 H	Long Beach St.	2 3	214 H	Georgia St.	9 1	258 A	Northern Ill.	3 2
			209 A	Penn St.	12 4	134 H	Illinois	1 14	273 H	Seattle U	11 7
			209 A	Penn St.	17 1	134 H	Illinois	5 9	273 H	Seattle U	6 3

Non-Div. I Games:

Minnesota

RPI	S	Opponent	Score	
273	H	Seattle U	13	4

Minnesota

M
i
n
n
e
s
o
t
a

M
i
n
n
e
s
o
t
a

Average RPI Win:		123	WON-LOST RECORD		WINNING PCT. RANK		LAST 10 GAMES		STRENGTH OF SCHEDULE		OPP. STRENGTH OF SCHEDULE		TEAM RPI		ADJ RPI		CONF. RPI		ADJ CONF. RPI				
Average RPI Loss:		98																					
DIV. I ONLY			30-18-1		.62245 56		5-5-0		143		28		75		.53796 75		6		6				
DIV. I NON-CONF.			14-7-1		.65909 55		1-0-0		173		13		92		.52758 92		6		6				
TOTALS		RPI 1-25		RPI 26-50		W-L RECORDS		RPI 51-100		RPI 101-150		RPI 150+											
30-18-1		1-3-0		1-1-1		OVERALL		11-8-0		8-2-0		9-4-0											
22-6-1		0-0-0		1-1-1		HOME		7-2-0		8-2-0		6-1-0											
8-12-0		1-3-0		0-0-0		AWAY		4-6-0		0-0-0		3-3-0											
0-0-0		0-0-0		0-0-0		NEUTRAL		0-0-0		0-0-0		0-0-0											
14-7-1		1-0-0		1-1-1		NON-CONFERENCE		3-4-0		3-1-0		6-1-0											
12-4-1		0-0-0		1-1-1		HOME		2-1-0		3-1-0		6-1-0											
2-3-0		1-0-0		0-0-		AWAY		1-3-0		0-0-0		0-0-0											
0-0-0		0-0-0		0-0-0		NEUTRAL		0-0-0		0-0-0		0-0-0											
16-11-0		0-3-0		0-0-0		CONFERENCE		8-4-0		5-1-0		3-3-0											
10-2-0		0-0-0		0-0-0		HOME		5-1-0		5-1-0		0-0-0											
6-9-0		0-3-0		0-0-0		AWAY		3-3-0		0-0-0		3-3-0											
0-0-0		0-0-0		0-0-0		NEUTRAL		0-0-0		0-0-0		0-0-0											
RPI	S	Opponent		Score		RPI	S	Opponent		Score		RPI	S	Opponent		Score							
15	A	Southern Miss.		2	11	34	H	Indiana		4	8	55	A	FGCU		5	7	101	H	Rutgers		14 2	
15	A	Southern Miss.		4	5	34	H	Indiana		6	6	55	H	FGCU		13	1	104	H	Marshall		0 7	
15	A	Southern Miss.		5	6	34	H	Indiana		6	2	61	A	Miami (FL)		5	7	104	H	Marshall		12 6	
25	A	UCF		8	3							61	A	Miami (FL)		2	8	104	H	Marshall		7 3	
												61	H	Miami (FL)		2	5	117	H	Middle Tenn.		7 6	
												64	H	Rice		3	2	117	H	Middle Tenn.		10 1	
												64	H	Rice		4	5	117	H	Middle Tenn.		7 6	
												64	H	Rice		8	2	134	H	Illinois		16 2	
												73	H	FIU		9	8	134	H	Illinois		11 10	
												73	H	FIU		10	1	134	H	Illinois		4 14	
												73	H	FIU		4	3	174	A	UAB		6 3	
												83	A	Charlotte		5	11	174	A	UAB		9 5	
												83	A	Charlotte		7	4	174	A	UAB		2 6	
												83	A	Charlotte		13	10	193	H	Maine		11 3	
												86	A	Bethune-Cookman		12	6	220	H	Toledo		10 3	
												86	H	Bethune-Cookman		9	6	220	H	Toledo		11 8	
												91	A	UTSA		6	9	220	H	Toledo		4 6	
												91	A	UTSA		0	6	222	H	Monmouth		12 10	
												91	A	UTSA		10	0	222	H	Monmouth		16 5	
																		222	H	Monmouth		6 1	
																		239	A	Western Ky.		4 6	
																		239	A	Western Ky.		5 3	
																		239	A	Western Ky.		6 7	
				LAST 10 GAMES																			
						239	A	Western Ky.		6	7	15	A	Southern Miss.		2	11						
						239	A	Western Ky.		5	3	73	H	FIU		10	1						
						239	A	Western Ky.		4	6	73	H	FIU		9	8						
						15	A	Southern Miss.		4	5	73	H	FIU		4	3						
						15	A	Southern Miss.		5	6	55	H	FGCU		13	1						

Non-Div. I Games:

Fla. Atlantic

Average RPI Win:		106	WON-LOST RECORD		WINNING PCT. RANK	LAST 10 GAMES	STRENGTH OF SCHEDULE		OPP. STRENGTH OF SCHEDULE	TEAM RPI	ADJ RPI	CONF. RPI	ADJ CONF. RPI
Average RPI Loss:		42	22-26-0		.45833 184	3-7-0	15		18	76	.53794 76	4	4
DIV. I ONLY			22-26-0		.45833 184	3-7-0	15		18	76	.53794 76	4	4
DIV. I NON-CONF.			9-10-0		.47368 171	1-0-0	13		40	69	.53897 69	3	3
TOTALS		RPI 1-25	RPI 26-50		W-L RECORDS		RPI 51-100		RPI 101-150		RPI 150+		
22-26-0		1-12-0	0-0-0		OVERALL		9-12-0		9-2-0		3-0-0		
17-8-0		1-3-0	0-0-0		HOME		7-4-0		9-1-0		0-0-0		
5-18-0		0-9-0	0-0-0		AWAY		2-8-0		0-1-0		3-0-0		
0-0-0		0-0-0	0-0-0		NEUTRAL		0-0-0		0-0-0		0-0-0		
9-10-0		0-5-0	0-0-0		NON-CONFERENCE		3-3-0		3-2-0		3-0-0		
6-4-0		0-1-0	0-0-0		HOME		3-2-0		3-1-0		0-0-0		
3-6-0		0-4-0	0-0-		AWAY		0-1-0		0-1-0		3-0-0		
0-0-0		0-0-0	0-0-0		NEUTRAL		0-0-0		0-0-0		0-0-0		
13-16-0		1-7-0	0-0-0		CONFERENCE		6-9-0		6-0-0		0-0-0		
11-4-0		1-2-0	0-0-0		HOME		4-2-0		6-0-0		0-0-0		
2-12-0		0-5-0	0-0-0		AWAY		2-7-0		0-0-0		0-0-0		
0-0-0		0-0-0	0-0-0		NEUTRAL		0-0-0		0-0-0		0-0-0		
RPI S	Opponent	Score	RPI S	Opponent	Score	RPI S	Opponent	Score	RPI S	Opponent	Score		
1 A	Oregon St.	0 8				51 A	Utah	8 7	110 H	Southern California	8 6		
1 A	Oregon St.	2 10				51 A	Utah	8 16	110 H	Southern California	9 8		
1 A	Oregon St.	10 11				51 A	Utah	3 9	110 H	Southern California	13 9		
4 A	Texas Tech	2 3				58 A	Saint Mary's (CA)	7 24	116 H	Washington St.	12 2		
4 A	Texas Tech	1 5				60 A	UCLA	0 20	116 H	Washington St.	9 5		
4 A	Texas Tech	2 11				60 A	UCLA	4 9	116 H	Washington St.	7 2		
4 A	Texas Tech	2 4				60 A	UCLA	5 9	127 H	Cal Poly	4 6		
13 A	Stanford	4 8				66 A	Washington	7 3	127 H	Cal Poly	8 1		
13 A	Stanford	4 6				66 A	Washington	1 4	127 H	Cal Poly	4 3		
13 H	Stanford	5 6				66 A	Washington	2 5	135 A	San Francisco	2 7		
13 H	Stanford	5 8				68 H	Gonzaga	8 7	135 H	San Francisco	1 0		
13 H	Stanford	5 3				68 H	Oregon	2 13	197 A	Pepperdine	3 1		
22 H	Long Beach St.	1 3				68 H	Oregon	1 7	197 A	Pepperdine	3 2		
						68 H	Gonzaga	2 5	197 A	Pepperdine	12 7		
						68 H	Gonzaga	9 5					
						68 H	Oregon	4 1					
						68 H	Gonzaga	3 8					
						74 H	Minnesota	7 1					
						88 H	Arizona St.	10 2					
						88 H	Arizona St.	6 4					
LAST 10 GAMES													
						13 H	Stanford	5 3					
						13 H	Stanford	5 8					
						13 H	Stanford	5 6					
						1 A	Oregon St.	2 10					
						1 A	Oregon St.	10 11					

Non-Div. I Games:

California

RPI	S	Opponent	Score	
88	H	Arizona St.	9	6
1	A	Oregon St.	0	8
135	H	San Francisco	1	0
66	A	Washington	1	4
66	A	Washington	7	3
66	A	Washington	2	5

C
a
l
i
f
o
r
n
i
a

C
a
l
i
f
o
r
n
i
a

Sam Houston St.

Average RPI Win: 163		WON-LOST RECORD		WINNING PCT. RANK		LAST 10 GAMES		STRENGTH OF SCHEDULE		OPP. STRENGTH OF SCHEDULE		TEAM RPI		ADJ RPI		CONF. RPI		ADJ CONF. RPI	
Average RPI Loss: 88		28-20-0		.58333 85		6-4-0		62		168		78		.53773 78		10		10	
DIV. I ONLY		18-12-0		.6 88		1-0-0		69		127		68		.53975 68		14		14	
DIV. I NON-CONF.																			
TOTALS		RPI 1-25		RPI 26-50		W-L RECORDS		RPI 51-100		RPI 101-150		RPI 150+							
28-20-0		1-2-0		5-8-0		OVERALL		1-1-0		6-5-0		15-4-0							
14-8-0		0-0-0		1-2-0		HOME		0-0-0		2-2-0		11-4-0							
11-6-0		1-2-0		1-2-0		AWAY		1-0-0		4-2-0		4-0-0							
3-6-0		0-0-0		3-4-0		NEUTRAL		0-1-0		0-1-0		0-0-0							
18-12-0		1-2-0		4-6-0		NON-CONFERENCE		1-1-0		4-1-0		8-2-0							
9-4-0		0-0-0		1-2-0		HOME		0-0-0		1-0-0		7-2-0							
6-2-0		1-2-0		0-0-		AWAY		1-0-0		3-0-0		1-0-0							
3-6-0		0-0-0		3-4-0		NEUTRAL		0-1-0		0-1-0		0-0-0							
10-8-0		0-0-0		1-2-0		CONFERENCE		0-0-0		2-4-0		7-2-0							
5-4-0		0-0-0		0-0-0		HOME		0-0-0		1-2-0		4-2-0							
5-4-0		0-0-0		1-2-0		AWAY		0-0-0		1-2-0		3-0-0							
0-0-0		0-0-0		0-0-0		NEUTRAL		0-0-0		0-0-0		0-0-0							
RPI	S	Opponent		Score		RPI	S	Opponent		Score		RPI	S	Opponent		Score			
5	A	Florida		0	8	27	N	Southeastern La.		1	13	68	N	Oregon		0	1		
5	A	Florida		3	2	29	A	St. John's (NY)		7	0	89	A	San Diego St.		10	5		
5	A	Florida		3	4	29	A	St. John's (NY)		1	2			Rutgers					
						29	A	St. John's (NY)		2	9			Xavier		0	9		
						31	N	Michigan		5	4			Xavier		1	2		
						31	N	Michigan		7	10			Xavier		6	3		
						31	N	Michigan		7	8			Troy		3	6		
						31	N	Michigan		8	6			Butler		1	4		
						38	N	South Ala.		3	2			Butler		7	1		
						42	H	UConn		0	4			Butler		2	6		
						42	H	UConn		1	2			Stetson		6	5		
						42	H	UConn		3	2			Stetson		5	1		
						42	N	Tennessee		5	12			Creighton		1	0		
														Creighton		3	4		
														Creighton		1	2		
														Princeton		14	3		
														Georgetown		11	2		
														Georgetown		5	4		
														Georgetown		10	5		
														LIU Brooklyn		10	2		
														LIU Brooklyn		1	2		
														LIU Brooklyn		2	6		
														Rider		9	0		
														Manhattan		7	2		
														Manhattan		7	3		
														Villanova		2	0		
														Villanova		9	1		
														Villanova		1	0		
LAST 10 GAMES																			
						256	A	Villanova		1	0	165	H	Creighton		3	4		
						256	A	Villanova		2	0	165	H	Creighton		1	2		
						256	A	Villanova		9	1	29	A	St. John's (NY)		1	2		
						241	A	Rider		9	0	29	A	St. John's (NY)		7	0		
						165	H	Creighton		1	0	29	A	St. John's (NY)		2	9		

Non-Div. I Games:

Seton Hall

RPI	S	Opponent	Score	
270	H	Wagner	9	2
283	H	Lehigh	3	0
299	H	Saint Peter's	11	0

Seton Hall

S
e
t
o
n
H
a
l
l

S
e
t
o
n
H
a
l
l

Average RPI Win:	64	WON-LOST RECORD	WINNING PCT. RANK	LAST 10 GAMES	STRENGTH OF SCHEDULE	OPP. STRENGTH OF SCHEDULE	TEAM RPI	ADJ RPI	CONF. RPI	ADJ CONF. RPI		
DIV. I ONLY		24-28-0	.46154	178	3-7-0	6	25	79	.53351	79	5	5
DIV. I NON-CONF.		13-18-0	.41935	201	0-1-0	26	22	144	.50384	144	5	5
<hr/>												
TOTALS	RPI 1-25	RPI 26-50		W-L RECORDS		RPI 51-100		RPI 101-150		RPI 150+		
24-28-0	8-5-0	7-7-0		OVERALL		3-7-0		5-7-0		1-2-0		
17-17-0	7-4-0	5-4-0		HOME		0-4-0		4-3-0		1-2-0		
7-11-0	1-1-0	2-3-0		AWAY		3-3-0		1-4-0		0-0-0		
0-0-0	0-0-0	0-0-0		NEUTRAL		0-0-0		0-0-0		0-0-0		
13-18-0	5-2-0	2-3-0		NON-CONFERENCE		0-4-0		5-7-0		1-2-0		
10-12-0	4-1-0	1-2-0		HOME		0-4-0		4-3-0		1-2-0		
3-6-0	1-1-0	1-0-		AWAY		0-0-0		1-4-0		0-0-0		
0-0-0	0-0-0	0-0-0		NEUTRAL		0-0-0		0-0-0		0-0-0		
11-10-0	3-3-0	5-4-0		CONFERENCE		3-3-0		0-0-0		0-0-0		
7-5-0	3-3-0	4-2-0		HOME		0-0-0		0-0-0		0-0-0		
4-5-0	0-0-0	1-2-0		AWAY		3-3-0		0-0-0		0-0-0		
0-0-0	0-0-0	0-0-0		NEUTRAL		0-0-0		0-0-0		0-0-0		
RPI	S	Opponent	Score	RPI	S	Opponent	Score	RPI	S	Opponent	Score	
11	A	LSU	7 6	26	A	Houston	2 12	52	H	San Diego	4 11	
11	H	LSU	9 6	26	A	Houston	7 8	52	H	San Diego	4 7	
15	A	Southern Miss.	1 2	26	A	Houston	7 1	52	H	San Diego	4 5	
15	H	Southern Miss.	10 8	26	H	Houston	11 4	52	H	San Diego	2 6	
19	H	South Fla.	4 3	26	H	Houston	3 15	82	A	Cincinnati	16 8	
19	H	South Fla.	5 7	26	H	Houston	0 4	82	A	Cincinnati	1 11	
19	H	South Fla.	6 4	27	A	Southeastern La.	5 8	82	A	Cincinnati	6 2	
20	H	West Virginia	6 0	27	H	Southeastern La.	2 16	85	A	East Carolina	5 4	
20	H	West Virginia	9 8	37	H	McNeese	10 2	85	A	East Carolina	8 15	
20	H	West Virginia	5 18	42	H	UConn	6 5	85	A	East Carolina	3 5	
25	H	UCF	4 3	42	H	UConn	3 1					
25	H	UCF	1 11	42	H	UConn	8 3					
25	H	UCF	4 11	47	A	Louisiana	6 4					
				47	H	Louisiana	0 1					
<hr/>												
LAST 10 GAMES												
26	H	Houston	11 4	25	H	UCF	4 11					
26	H	Houston	0 4	27	H	Southeastern La.	2 16					
26	H	Houston	3 15	85	A	East Carolina	3 5					
25	H	UCF	1 11	85	A	East Carolina	5 4					
25	H	UCF	4 3	85	A	East Carolina	8 15					

Non-Div. I Games:

Tulane

Average RPI Win:	177	WON-LOST	WINNING	LAST 10	STRENGTH OF	OPP. STRENGTH	TEAM	ADJ	CONF.	ADJ CONF.		
Average RPI Loss:	88	RECORD	PCT. RANK	GAMES	SCHEDULE	OF SCHEDULE	RPI	RPI	RPI	RPI		
DIV. I ONLY		30-21-0	.58824	81	5-5-0	96	119	80	.53317	80	20	20
DIV. I NON-CONF.		16-16-0	.5	144	1-2-0	45	62	101	.52405	101	22	22
<hr/>												
TOTALS	RPI 1-25	RPI 26-50		W-L RECORDS		RPI 51-100		RPI 101-150		RPI 150+		
30-21-0	3-7-0	0-3-0		OVERALL		3-2-0		4-4-0		20-5-0		
18-9-0	2-1-0	0-1-0		HOME		1-0-0		2-3-0		13-4-0		
11-11-0	1-6-0	0-2-0		AWAY		2-2-0		1-0-0		7-1-0		
1-1-0	0-0-0	0-0-0		NEUTRAL		0-0-0		1-1-0		0-0-0		
16-16-0	3-7-0	0-3-0		NON-CONFERENCE		1-1-0		3-1-0		9-4-0		
11-6-0	2-1-0	0-1-0		HOME		1-0-0		1-0-0		7-4-0		
4-9-0	1-6-0	0-0-		AWAY		0-1-0		1-0-0		2-0-0		
1-1-0	0-0-0	0-0-0		NEUTRAL		0-0-0		1-1-0		0-0-0		
14-5-0	0-0-0	0-0-0		CONFERENCE		2-1-0		1-3-0		11-1-0		
7-3-0	0-0-0	0-0-0		HOME		0-0-0		1-3-0		6-0-0		
7-2-0	0-0-0	0-0-0		AWAY		2-1-0		0-0-0		5-1-0		
0-0-0	0-0-0	0-0-0		NEUTRAL		0-0-0		0-0-0		0-0-0		
<hr/>												
RPI S	Opponent	Score		RPI S	Opponent	Score		RPI S	Opponent	Score		
5 A	Florida	2	6	28 A	Florida St.	9	10	55 A	FGCU	10	5	
5 H	Florida	3	2	28 A	Florida St.	2	21	55 A	FGCU	5	2	
19 A	South Fla.	6	12	28 H	Florida St.	5	6	55 A	FGCU	0	4	
20 A	West Virginia	3	5					86 A	Bethune-Cookman	4	5	
20 A	West Virginia	1	8					86 H	Bethune-Cookman	24	9	
20 A	West Virginia	8	2									
25 A	UCF	1	10									
25 A	UCF	0	4									
25 H	UCF	3	10									
25 H	UCF	7	1									
				LAST 10 GAMES								
				253 H USC Upstate				147 H Stetson				
				253 H USC Upstate				147 H Stetson				
				253 H USC Upstate				5 A Florida				
				28 A Florida St.				287 A Savannah St.				
				147 H Stetson				164 A Kennesaw St.				
								214 H Georgia St.				
								214 H Georgia St.				
								214 H Georgia St.				
								224 A Jackson St.				
								253 H USC Upstate				
								253 H USC Upstate				

Non-Div. I Games:

Jacksonville

RPI	S	Opponent	Score	
253	H	USC Upstate	8	1
287	A	Savannah St.	11	7
287	H	Savannah St.	9	7
289	A	NJIT	5	3
289	A	NJIT	13	11
289	A	NJIT	4	3

Jacksonville

J
a
c
k
s
o
n
v
i
l
l
e

J
a
c
k
s
o
n
v
i
l
l
e

Average RPI Win: 179		WON-LOST	WINNING	LAST 10	STRENGTH OF		OPP. STRENGTH	TEAM	ADJ		CONF.	ADJ CONF.					
Average RPI Loss: 88		RECORD	PCT. RANK	GAMES	SCHEDULE		OF SCHEDULE	RPI	RPI		RPI	RPI					
DIV. I ONLY		27-21-0	.5625	97	5-5-0		121	111	81	.53177	81	7	7				
DIV. I NON-CONF.		18-8-0	.69231	37	2-0-0		204	151	59	.54609	59	7	7				
<hr/>																	
TOTALS		RPI 1-25		RPI 26-50		W-L RECORDS		RPI 51-100		RPI 101-150		RPI 150+					
27-21-0		0-1-0		1-8-0		OVERALL		1-6-0		9-3-0		16-3-0					
9-7-0		0-0-0		0-0-0		HOME		1-5-0		3-1-0		5-1-0					
14-12-0		0-0-0		1-8-0		AWAY		0-1-0		6-1-0		7-2-0					
4-2-0		0-1-0		0-0-0		NEUTRAL		0-0-0		0-1-0		4-0-0					
<hr/>																	
18-8-0		0-1-0		0-2-0		NON-CONFERENCE		0-1-0		4-2-0		14-2-0					
6-1-0		0-0-0		0-0-0		HOME		0-0-0		1-0-0		5-1-0					
8-5-0		0-0-0		0-0-		AWAY		0-1-0		3-1-0		5-1-0					
4-2-0		0-1-0		0-0-0		NEUTRAL		0-0-0		0-1-0		4-0-0					
<hr/>																	
9-13-0		0-0-0		1-6-0		CONFERENCE		1-5-0		5-1-0		2-1-0					
3-6-0		0-0-0		0-0-0		HOME		1-5-0		2-1-0		0-0-0					
6-7-0		0-0-0		1-6-0		AWAY		0-0-0		3-0-0		2-1-0					
0-0-0		0-0-0		0-0-0		NEUTRAL		0-0-0		0-0-0		0-0-0					
<hr/>																	
RPI	S	Opponent		Score		RPI	S	Opponent		Score		RPI	S	Opponent		Score	
8	N	Clemson		2	9	30	A	South Carolina		2	3	74	H	Minnesota		2	3
						30	A	South Carolina		2	5	74	H	Minnesota		3	4
						31	A	Michigan		4	12	74	H	Minnesota		4	9
						36	A	Maryland		2	12	96	H	Iowa		4	9
						36	A	Maryland		1	2	96	H	Iowa		2	3
						36	A	Maryland		2	6	96	H	Iowa		2	1
						41	A	Nebraska		6	3	97	A	Notre Dame		1	2
						41	A	Nebraska		2	5						
						41	A	Nebraska		7	8						
<hr/>																	
LAST 10 GAMES																	
						41	A	Nebraska		7	8	96	H	Iowa		4	9
						41	A	Nebraska		2	5	96	H	Iowa		2	1
						41	A	Nebraska		6	3	96	H	Iowa		2	3
						186	H	Eastern Mich.		11	6	204	A	Northwestern		13	5
						234	N	Western Mich.		7	6	204	A	Northwestern		2	3

Non-Div. I Games:

Michigan St.

RPI	S	Opponent	Score	
267	A	Abilene Christian	14	5
267	A	Abilene Christian	19	7
267	A	Abilene Christian	9	7
267	A	Abilene Christian	9	2

Michigan St.

M
i
c
h
i
g
a
n
s
t
.

M
i
c
h
i
g
a
n
s
t
.

Average RPI Win: 111		WON-LOST	WINNING	LAST 10	STRENGTH OF		OPP. STRENGTH	TEAM	ADJ		CONF.	ADJ CONF.
Average RPI Loss: 100		RECORD	PCT. RANK	GAMES	SCHEDULE		OF SCHEDULE	RPI	RPI		RPI	RPI
DIV. I ONLY		27-25-0	.51923	135	68		54	82	.53159		82	5
DIV. I NON-CONF.		18-13-0	.58065	99	123		91	75	.53591		75	5
TOTALS		RPI 1-25	RPI 26-50		W-L RECORDS		RPI 51-100		RPI 101-150		RPI 150+	
27-25-0		5-4-0	3-5-0		OVERALL		5-7-0		6-3-0		8-6-0	
15-11-0		3-2-0	1-0-0		HOME		3-6-0		3-1-0		5-2-0	
12-14-0		2-2-0	2-5-0		AWAY		2-1-0		3-2-0		3-4-0	
0-0-0		0-0-0	0-0-0		NEUTRAL		0-0-0		0-0-0		0-0-0	
18-13-0		2-1-0	2-3-0		NON-CONFERENCE		0-0-0		6-3-0		8-6-0	
11-3-0		2-0-0	1-0-0		HOME		0-0-0		3-1-0		5-2-0	
7-10-0		0-1-0	1-0-		AWAY		0-0-0		3-2-0		3-4-0	
0-0-0		0-0-0	0-0-0		NEUTRAL		0-0-0		0-0-0		0-0-0	
9-12-0		3-3-0	1-2-0		CONFERENCE		5-7-0		0-0-0		0-0-0	
4-8-0		1-2-0	0-0-0		HOME		3-6-0		0-0-0		0-0-0	
5-4-0		2-1-0	1-2-0		AWAY		2-1-0		0-0-0		0-0-0	
0-0-0		0-0-0	0-0-0		NEUTRAL		0-0-0		0-0-0		0-0-0	
RPI S	Opponent	Score	RPI S	Opponent	Score	RPI S	Opponent	Score	RPI S	Opponent	Score	
3 H	Louisville	6 3	34 A	Indiana	2 3	79 H	Tulane	11 1	102 H	Western Caro.	9 4	
7 A	Kentucky	7 13	34 H	Indiana	6 1	79 H	Tulane	2 6	103 A	Wright St.	11 8	
7 H	Kentucky	2 1	42 A	UConn	2 3	79 H	Tulane	8 16	103 H	Wright St.	4 2	
19 A	South Fla.	9 3	42 A	UConn	5 4	85 H	East Carolina	0 6	106 H	Xavier	1 9	
19 A	South Fla.	3 2	42 A	UConn	4 6	85 H	East Carolina	3 14	106 H	Xavier	10 8	
19 A	South Fla.	2 4	42 A	Tennessee	2 6	85 H	East Carolina	8 2	142 A	Col. of Charleston	3 5	
25 H	UCF	2 16	42 A	Tennessee	2 1	95 A	Memphis	2 1	142 A	Col. of Charleston	3 4	
25 H	UCF	1 3	42 A	Tennessee	1 2	95 A	Memphis	13 6	142 A	Col. of Charleston	5 4	
25 H	UCF	8 5				95 A	Memphis	4 9	150 A	Ohio St.	7 1	
						95 H	Memphis	5 7	167 H	Northeastern	3 6	
						95 H	Memphis	5 7	167 H	Northeastern	4 2	
						95 H	Memphis	4 3	167 H	Northeastern	10 8	
									185 A	Arkansas St.	1 5	
									185 A	Arkansas St.	11 4	
									185 A	Arkansas St.	4 5	
									221 A	Miami (OH)	8 6	
									221 H	Miami (OH)	1 0	
									225 A	Northwestern St.	2 3	
									225 A	Northwestern St.	2 6	
									225 A	Northwestern St.	3 2	
									227 H	Northern Ky.	13 7	
									227 H	Northern Ky.	2 3	
									227 H	Northern Ky.	9 1	
LAST 10 GAMES												
			25 H	UCF	8 5		95 A	Memphis	2 1			
			25 H	UCF	1 3		95 A	Memphis	13 6			
			25 H	UCF	2 16		95 A	Memphis	4 9			
			102 H	Western Caro.	9 4		103 A	Wright St.	11 8			
			106 H	Xavier	10 8		42 A	UConn	2 3			

Non-Div. I Games:

Cincinnati

Average RPI Win: 127		WON-LOST	WINNING	LAST 10	STRENGTH OF		OPP. STRENGTH	TEAM	ADJ	CONF.	ADJ CONF.
Average RPI Loss: 79		RECORD	PCT. RANK	GAMES	SCHEDULE		OF SCHEDULE	RPI	RPI	RPI	RPI
DIV. I ONLY		28-22-0	.56	98	4-6-0		74	51	83	.53108	83
DIV. I NON-CONF.		13-10-0	.56522	105	1-0-0		61	50	90	.52832	90
TOTALS		RPI 1-25	RPI 26-50		W-L RECORDS		RPI 51-100		RPI 101-150		RPI 150+
28-22-0		3-2-0	4-5-0		OVERALL		5-11-0		5-1-0		11-3-0
17-14-0		2-2-0	2-2-0		HOME		2-8-0		5-1-0		6-1-0
11-8-0		1-0-0	2-3-0		AWAY		3-3-0		0-0-0		5-2-0
0-0-0		0-0-0	0-0-0		NEUTRAL		0-0-0		0-0-0		0-0-0
13-10-0		3-2-0	1-2-0		NON-CONFERENCE		1-3-0		2-1-0		6-2-0
10-6-0		2-2-0	0-1-0		HOME		0-1-0		2-1-0		6-1-0
3-4-0		1-0-0	1-0-		AWAY		1-2-0		0-0-0		0-1-0
0-0-0		0-0-0	0-0-0		NEUTRAL		0-0-0		0-0-0		0-0-0
15-12-0		0-0-0	3-3-0		CONFERENCE		4-8-0		3-0-0		5-1-0
7-8-0		0-0-0	2-1-0		HOME		2-7-0		3-0-0		0-0-0
8-4-0		0-0-0	1-2-0		AWAY		2-1-0		0-0-0		5-1-0
0-0-0		0-0-0	0-0-0		NEUTRAL		0-0-0		0-0-0		0-0-0
RPI S	Opponent	Score	RPI S	Opponent	Score	RPI S	Opponent	Score	RPI S	Opponent	Score
9 A	Wake Forest	6 1	30 A	South Carolina	4 5	64 H	Rice	0 8	106 H	Xavier	7 1
9 H	Wake Forest	4 13	33 H	Louisiana Tech	4 2	64 H	Rice	4 6	106 H	Xavier	6 7
20 H	West Virginia	13 2	33 H	Louisiana Tech	7 12	64 H	Rice	8 11	106 H	Xavier	2 1
20 H	West Virginia	6 3	33 H	Louisiana Tech	13 7	73 A	FIU	4 0	117 H	Middle Tenn.	12 5
20 H	West Virginia	3 6	39 A	Old Dominion	0 3	73 A	FIU	4 5	117 H	Middle Tenn.	7 4
			39 A	Old Dominion	0 2	73 A	FIU	8 7	117 H	Middle Tenn.	10 2
			39 A	Old Dominion	3 1	75 H	Fla. Atlantic	10 13	164 H	Kennesaw St.	16 1
			40 A	North Carolina St.	6 5	75 H	Fla. Atlantic	4 7	174 A	UAB	3 0
			40 H	North Carolina St.	10 15	75 H	Fla. Atlantic	11 5	174 A	UAB	2 3
						84 H	Winthrop	2 3	174 A	UAB	17 5
						85 A	East Carolina	0 3	198 A	N.C. A&T	5 6
						85 A	East Carolina	2 0	198 H	N.C. A&T	6 12
						85 A	East Carolina	7 10	208 H	UNC Asheville	14 5
						91 H	UTSA	0 5	239 A	Western Ky.	3 1
						91 H	UTSA	8 3	239 A	Western Ky.	6 4
						91 H	UTSA	3 5	239 A	Western Ky.	16 5
									241 H	Rider	12 2
									241 H	Rider	12 2
									241 H	Rider	13 2
									241 H	Rider	4 2
LAST 10 GAMES											
			91 H	UTSA	3 5	64 H	Rice	4 6			
			91 H	UTSA	8 3	174 A	UAB	3 0			
			91 H	UTSA	0 5	174 A	UAB	17 5			
			64 H	Rice	8 11	174 A	UAB	2 3			
			64 H	Rice	0 8	164 H	Kennesaw St.	16 1			

Non-Div. I Games:

Charlotte

[illegible]

Non-Div. I Games:

Winthrop

RPI	S	Opponent	Score	
198	A	N.C. A&T	11	4
198	H	N.C. A&T	4	7
208	A	UNC Asheville	3	4
208	A	UNC Asheville	8	0
208	A	UNC Asheville	1	0
210	H	Campbell	3	2
210	H	Campbell	7	5
210	H	Campbell	5	11
228	A	The Citadel	8	34
228	H	The Citadel	6	4
231	A	Charleston So.	2	4
259	A	Longwood	7	9
259	A	Longwood	7	3
259	A	Longwood	15	4

Winthrop

W
i
n
t
h
r
o
p

W
i
n
t
h
r
o
p

Average RPI Win:	150	WON-LOST RECORD	WINNING PCT. RANK	LAST 10 GAMES	STRENGTH OF SCHEDULE	OPP. STRENGTH OF SCHEDULE	TEAM RPI	ADJ RPI	CONF. RPI	ADJ CONF. RPI					
DIV. I ONLY		27-25-0	.51923	135	5-5-0	45	37	85	.53004	85	5	5			
DIV. I NON-CONF.		21-10-0	.67742	48	1-0-0	81	52	48	.55442	48	5	5			
<hr/>															
TOTALS	RPI 1-25	RPI 26-50		W-L RECORDS		RPI 51-100		RPI 101-150		RPI 150+					
27-25-0	0-8-0	1-13-0		OVERALL		9-4-0		7-0-0		10-0-0					
19-14-0	0-4-0	1-7-0		HOME		7-3-0		3-0-0		8-0-0					
8-11-0	0-4-0	0-6-0		AWAY		2-1-0		4-0-0		2-0-0					
0-0-0	0-0-0	0-0-0		NEUTRAL		0-0-0		0-0-0		0-0-0					
21-10-0	0-2-0	1-7-0		NON-CONFERENCE		3-1-0		7-0-0		10-0-0					
15-6-0	0-1-0	1-4-0		HOME		3-1-0		3-0-0		8-0-0					
6-4-0	0-1-0	0-0-		AWAY		0-0-0		4-0-0		2-0-0					
0-0-0	0-0-0	0-0-0		NEUTRAL		0-0-0		0-0-0		0-0-0					
6-15-0	0-6-0	0-6-0		CONFERENCE		6-3-0		0-0-0		0-0-0					
4-8-0	0-3-0	0-3-0		HOME		4-2-0		0-0-0		0-0-0					
2-7-0	0-3-0	0-3-0		AWAY		2-1-0		0-0-0		0-0-0					
0-0-0	0-0-0	0-0-0		NEUTRAL		0-0-0		0-0-0		0-0-0					
<hr/>															
RPI	S	Opponent	Score	RPI	S	Opponent	Score	RPI	S	Opponent	Score	RPI	S	Opponent	Score
2	A	North Carolina	2 3	26	A	Houston	3 17	54	H	Liberty	8 6	102	H	Western Caro.	5 4
2	H	North Carolina	2 6	26	A	Houston	1 8	79	H	Tulane	4 5	119	A	Duke	9 4
19	A	South Fla.	4 5	26	A	Houston	6 9	79	H	Tulane	5 3	119	H	Duke	5 1
19	A	South Fla.	6 8	29	H	St. John's (NY)	7 4	79	H	Tulane	15 8	142	A	Col. of Charleston	15 12
19	A	South Fla.	3 6	32	A	Ole Miss	4 5	82	A	Cincinnati	6 0	142	A	Col. of Charleston	12 7
25	H	UCF	0 7	32	A	Ole Miss	6 8	82	A	Cincinnati	2 8	148	A	UNCW	9 5
25	H	UCF	7 8	32	A	Ole Miss	2 3	82	A	Cincinnati	14 3	148	H	UNCW	10 2
25	H	UCF	4 9	40	H	North Carolina St.	0 6	83	H	Charlotte	3 0	180	H	Appalachian St.	4 0
				42	H	UConn	2 3	83	H	Charlotte	10 7	199	A	Elon	11 7
				42	H	UConn	2 3	83	H	Charlotte	0 2	199	H	Elon	7 2
				42	H	UConn	1 5	95	H	Memphis	11 4	210	A	Campbell	10 0
				48	H	Mercer	7 10	95	H	Memphis	3 7	243	H	Towson	9 4
				48	H	Mercer	5 7	95	H	Memphis	3 2	243	H	Towson	12 7
				48	H	Mercer	2 8					243	H	Towson	8 5
												280	H	La Salle	12 1
												280	H	La Salle	8 4
												280	H	La Salle	7 3
<hr/>															
				LAST 10 GAMES											
				95	H	Memphis	3 2	19	A	South Fla.	4 5				
				95	H	Memphis	3 7	19	A	South Fla.	6 8				
				95	H	Memphis	11 4	79	H	Tulane	5 3				
				119	H	Duke	5 1	79	H	Tulane	4 5				
				19	A	South Fla.	3 6	79	H	Tulane	15 8				

Non-Div. I Games:

East Carolina

Average RPI Win: 165		WON-LOST	WINNING	LAST 10	STRENGTH OF		OPP. STRENGTH	TEAM	ADJ		CONF.	ADJ CONF.			
Average RPI Loss: 106		RECORD	PCT. RANK	GAMES	SCHEDULE		OF SCHEDULE	RPI	RPI		RPI	RPI			
DIV. I ONLY		30-23-0	.56604	95	7-3-0		100	135	86	.52984	86	27	27		
DIV. I NON-CONF.		15-15-0	.5	144	2-3-0		12	39	56	.54926	56	29	29		
TOTALS		RPI 1-25	RPI 26-50		W-L RECORDS		RPI 51-100		RPI 101-150		RPI 150+				
30-23-0		0-2-0	0-0-0		OVERALL		10-11-0		5-6-0		15-4-0				
20-7-0		0-1-0	0-0-0		HOME		7-2-0		3-3-0		10-1-0				
10-16-0		0-1-0	0-0-0		AWAY		3-9-0		2-3-0		5-3-0				
0-0-0		0-0-0	0-0-0		NEUTRAL		0-0-0		0-0-0		0-0-0				
15-15-0		0-2-0	0-0-0		NON-CONFERENCE		10-11-0		3-2-0		2-0-0				
11-4-0		0-1-0	0-0-0		HOME		7-2-0		2-1-0		2-0-0				
4-11-0		0-1-0	0-0-		AWAY		3-9-0		1-1-0		0-0-0				
0-0-0		0-0-0	0-0-0		NEUTRAL		0-0-0		0-0-0		0-0-0				
15-8-0		0-0-0	0-0-0		CONFERENCE		0-0-0		2-4-0		13-4-0				
9-3-0		0-0-0	0-0-0		HOME		0-0-0		1-2-0		8-1-0				
6-5-0		0-0-0	0-0-0		AWAY		0-0-0		1-2-0		5-3-0				
0-0-0		0-0-0	0-0-0		NEUTRAL		0-0-0		0-0-0		0-0-0				
RPI S	Opponent	Score		RPI S	Opponent	Score		RPI S	Opponent	Score		RPI S	Opponent	Score	
25 A	UCF	1	5					54 A	Liberty	1	6	107 A	North Florida	10	2
25 H	UCF	4	5					54 A	Liberty	3	4	107 H	North Florida	4	5
								54 A	Liberty	5	4	114 A	Florida A&M	8	1
								55 A	FGCU	4	7	114 A	Florida A&M	9	10
								55 A	FGCU	13	7	114 A	Florida A&M	1	3
								55 A	FGCU	3	8	114 H	Florida A&M	3	4
								61 A	Miami (FL)	5	6	114 H	Florida A&M	5	1
								61 A	Miami (FL)	7	3	114 H	Florida A&M	6	11
								61 A	Miami (FL)	1	7	118 H	Dartmouth	9	2
								73 A	FIU	1	3	147 A	Stetson	2	9
								73 H	FIU	5	3	147 H	Stetson	9	8
								75 A	Fla. Atlantic	6	9	158 H	Fairfield	9	5
								75 H	Fla. Atlantic	6	12	158 H	Fairfield	7	5
								80 A	Jacksonville	9	24	198 A	N.C. A&T	5	6
								80 H	Jacksonville	5	4	198 A	N.C. A&T	10	4
								87 H	Boston College	3	2	198 A	N.C. A&T	10	5
								87 H	Boston College	6	5	198 H	N.C. A&T	9	6
								87 H	Boston College	2	1	198 H	N.C. A&T	13	1
								94 H	Tennessee Tech	5	4	198 H	N.C. A&T	1	6
								94 H	Tennessee Tech	0	5	255 A	N.C. Central	6	0
												255 A	N.C. Central	2	10
												255 H	N.C. Central	15	5
												255 H	N.C. Central	7	5
												255 H	N.C. Central	13	1
												287 A	Savannah St.	8	4
												287 A	Savannah St.	1	0
												287 A	Savannah St.	7	8
LAST 10 GAMES															
				287 H	Savannah St.	10	5								
				287 H	Savannah St.	9	5								
				287 H	Savannah St.	16	0								
				61 A	Miami (FL)	1	7								
				61 A	Miami (FL)	7	3								

Non-Div. I Games:

Bethune-Cookman

RPI	S	Opponent	Score		RPI	S	Opponent	Score	
94	H	Tennessee Tech	3	1	287	H	Savannah St.	16	0
					287	H	Savannah St.	10	5
					287	H	Savannah St.	9	5
61	A	Miami (FL)	5	6					
73	H	FIU	5	3					
147	A	Stetson	2	9					
198	H	N.C. A&T	9	6					
198	H	N.C. A&T	13	1					

Bethune-Cookman

B
e
t
h
u
n
e
-
C
o
o
k
m
a
n

B
e
t
h
u
n
e
-
C
o
o
k
m
a
n

Average RPI Win: 153		WON-LOST	WINNING	LAST 10	STRENGTH OF		OPP. STRENGTH	TEAM	ADJ		CONF.	ADJ CONF.
Average RPI Loss: 55		RECORD	PCT. RANK	GAMES	SCHEDULE		OF SCHEDULE	RPI	RPI		RPI	RPI
DIV. I ONLY		21-26-0	.44681	198	38		38	87	.52967		87	3
DIV. I NON-CONF.		13-7-0	.65	59	236		208	93	.52746		93	4
TOTALS		RPI 1-25	RPI 26-50		W-L RECORDS		RPI 51-100		RPI 101-150		RPI 150+	
21-26-0		1-12-0	4-2-0		OVERALL		1-5-0		3-5-0		12-2-0	
8-8-0		0-6-0	3-0-0		HOME		1-2-0		0-0-0		4-0-0	
7-16-0		1-6-0	1-2-0		AWAY		0-3-0		2-5-0		3-0-0	
6-2-0		0-0-0	0-0-0		NEUTRAL		0-0-0		1-0-0		5-2-0	
13-7-0		0-1-0	0-0-0		NON-CONFERENCE		0-3-0		1-1-0		12-2-0	
4-0-0		0-0-0	0-0-0		HOME		0-0-0		0-0-0		4-0-0	
3-5-0		0-1-0	0-0-		AWAY		0-3-0		0-1-0		3-0-0	
6-2-0		0-0-0	0-0-0		NEUTRAL		0-0-0		1-0-0		5-2-0	
8-19-0		1-11-0	4-2-0		CONFERENCE		1-2-0		2-4-0		0-0-0	
4-8-0		0-6-0	3-0-0		HOME		1-2-0		0-0-0		0-0-0	
4-11-0		1-5-0	1-2-0		AWAY		0-0-0		2-4-0		0-0-0	
0-0-0		0-0-0	0-0-0		NEUTRAL		0-0-0		0-0-0		0-0-0	
RPI S	Opponent	Score	RPI S	Opponent	Score	RPI S	Opponent	Score	RPI S	Opponent	Score	
2 H	North Carolina	7 17	28 A	Florida St.	8 5	61 H	Miami (FL)	5 14	113 A	Virginia Tech	4 16	
2 H	North Carolina	3 15	28 A	Florida St.	1 11	61 H	Miami (FL)	0 3	113 A	Virginia Tech	3 4	
2 H	North Carolina	4 16	28 A	Florida St.	0 13	61 H	Miami (FL)	9 2	113 A	Virginia Tech	6 10	
3 A	Louisville	4 6	40 H	North Carolina St.	8 3	86 A	Bethune-Cookman	5 6	118 A	Dartmouth	3 8	
3 A	Louisville	3 5	40 H	North Carolina St.	2 1	86 A	Bethune-Cookman	1 2	119 A	Duke	2 9	
3 A	Louisville	0 6	40 H	North Carolina St.	1 0	86 A	Bethune-Cookman	2 3	119 A	Duke	3 1	
8 H	Clemson	0 1							119 A	Duke	15 6	
8 H	Clemson	2 8							122 N	Central Mich.	5 4	
8 H	Clemson	0 2							153 N	Ball St.	1 4	
9 A	Wake Forest	5 15							167 A	Northeastern	10 7	
9 A	Wake Forest	8 0							167 A	Northeastern	5 1	
9 A	Wake Forest	2 5							187 H	Harvard	8 5	
17 A	Oklahoma	4 5							187 N	Harvard	3 2	
									189 A	UMass Lowell	6 1	
									203 N	Georgetown	3 4	
									220 N	Toledo	6 5	
									244 H	Quinnipiac	5 1	
									244 H	Quinnipiac	3 0	
									256 N	Villanova	10 3	
									256 N	Villanova	7 1	
									258 N	Northern Ill.	9 1	
									262 H	Massachusetts	13 1	
LAST 10 GAMES												
244 H	Quinnipiac	3 0	189 A	UMass Lowell	6 1							
244 H	Quinnipiac	5 1	61 H	Miami (FL)	9 2							
9 A	Wake Forest	2 5	61 H	Miami (FL)	5 14							
9 A	Wake Forest	8 0	61 H	Miami (FL)	0 3							
9 A	Wake Forest	5 15	40 H	North Carolina St.	1 0							

Non-Div. I Games:

Boston College

Average RPI Win: 108		WON-LOST	WINNING	LAST 10	STRENGTH OF		OPP. STRENGTH	TEAM	ADJ		CONF.	ADJ CONF.			
Average RPI Loss: 61		RECORD	PCT. RANK	GAMES	SCHEDULE		OF SCHEDULE	RPI	RPI		RPI	RPI			
DIV. I ONLY		22-26-0	.45833	184	4-6-0		16	34	88	.5282	88	4	4		
DIV. I NON-CONF.		13-9-0	.59091	95	0-0-0		11	107	60	.54507	60	3	3		
TOTALS		RPI 1-25	RPI 26-50		W-L RECORDS		RPI 51-100		RPI 101-150		RPI 150+				
22-26-0		6-8-0	0-2-0		OVERALL		4-12-0		5-2-0		7-2-0				
17-13-0		4-5-0	0-2-0		HOME		2-5-0		4-0-0		7-1-0				
5-13-0		2-3-0	0-0-0		AWAY		2-7-0		1-2-0		0-1-0				
0-0-0		0-0-0	0-0-0		NEUTRAL		0-0-0		0-0-0		0-0-0				
13-9-0		4-2-0	0-2-0		NON-CONFERENCE		1-3-0		1-0-0		7-2-0				
12-6-0		3-0-0	0-2-0		HOME		1-3-0		1-0-0		7-1-0				
1-3-0		1-2-0	0-0-		AWAY		0-0-0		0-0-0		0-1-0				
0-0-0		0-0-0	0-0-0		NEUTRAL		0-0-0		0-0-0		0-0-0				
9-17-0		2-6-0	0-0-0		CONFERENCE		3-9-0		4-2-0		0-0-0				
5-7-0		1-5-0	0-0-0		HOME		1-2-0		3-0-0		0-0-0				
4-10-0		1-1-0	0-0-0		AWAY		2-7-0		1-2-0		0-0-0				
0-0-0		0-0-0	0-0-0		NEUTRAL		0-0-0		0-0-0		0-0-0				
RPI S	Opponent	Score		RPI S	Opponent	Score		RPI S	Opponent	Score		RPI S	Opponent	Score	
1 H	Oregon St.	0	2	45 H	Cal St. Fullerton	4	13	56 H	Loyola Marymount	2	1	109 H	New Mexico St.	12	5
1 H	Oregon St.	0	4	45 H	Cal St. Fullerton	4	10	56 H	Loyola Marymount	2	3	110 A	Southern California	4	5
1 H	Oregon St.	1	10					56 H	Loyola Marymount	5	8	110 A	Southern California	4	7
6 A	TCU	4	8					60 H	UCLA	4	17	110 A	Southern California	7	0
6 A	TCU	2	5					60 H	UCLA	3	9	116 H	Washington St.	6	5
6 A	TCU	13	9					60 H	UCLA	5	4	116 H	Washington St.	5	4
13 H	Stanford	9	6					66 A	Washington	8	5	116 H	Washington St.	10	7
13 H	Stanford	5	7					66 A	Washington	0	4	179 H	CSU Bakersfield	4	2
13 H	Stanford	8	13					66 A	Washington	0	4	179 H	CSU Bakersfield	12	6
16 A	Arizona	2	11					67 H	Oklahoma St.	4	18	179 H	CSU Bakersfield	6	8
16 A	Arizona	14	13					68 A	Oregon	0	2	204 H	Northwestern	6	2
22 H	Long Beach St.	7	6					68 A	Oregon	4	3	204 H	Northwestern	3	1
22 H	Long Beach St.	8	5					68 A	Oregon	2	3	204 H	Northwestern	4	3
22 H	Long Beach St.	9	4					76 A	California	2	10	246 A	UNLV	12	13
								76 A	California	4	6	246 H	UNLV	5	3
								76 A	California	6	9	246 H	UNLV	5	4
				LAST 10 GAMES											
				66 A	Washington	0	4	13 H	Stanford	8	13				
				66 A	Washington	8	5	13 H	Stanford	5	7				
				66 A	Washington	0	4	68 A	Oregon	2	3				
				16 A	Arizona	14	13	68 A	Oregon	4	3				
				13 H	Stanford	9	6	68 A	Oregon	0	2				

Non-Div. I Games:

Arizona St.

[illegible]

Non-Div. I Games:

San Diego St.

RPI	S	Opponent	Score	
235	A	San Jose St.	8	4
235	H	San Jose St.	5	1
235	H	San Jose St.	5	4
235	H	San Jose St.	7	3
246	A	UNLV	16	3
246	A	UNLV	3	7
246	A	UNLV	20	6
246	H	UNLV	10	5
246	H	UNLV	13	5
246	H	UNLV	3	5
248	H	Pacific	1	5
248	H	Pacific	11	5
248	H	Pacific	11	0

San Diego St.

S
a
n
D
i
e
g
o
S
t
.

S
a
n
D
i
e
g
o
S
t
.

Average RPI Win:		164	WON-LOST RECORD		WINNING PCT. RANK		LAST 10 GAMES		STRENGTH OF SCHEDULE		OPP. STRENGTH OF SCHEDULE		TEAM RPI		ADJ RPI		CONF. RPI		ADJ CONF. RPI				
Average RPI Loss:		92																					
DIV. I ONLY			29-21-0		.58 90		6-4-0		113		92		90		.52658 90		9		9				
DIV. I NON-CONF.			10-13-0		.43478 191		0-1-0		82		56		147		.50268 147		10		10				
TOTALS		RPI 1-25		RPI 26-50		W-L RECORDS		RPI 51-100		RPI 101-150		RPI 150+											
29-21-0		1-3-0		4-6-0		OVERALL		1-5-0		4-3-0		19-4-0											
11-15-0		0-2-0		4-6-0		HOME		1-3-0		2-1-0		4-3-0											
16-5-0		0-1-0		0-0-0		AWAY		0-2-0		1-1-0		15-1-0											
2-1-0		1-0-0		0-0-0		NEUTRAL		0-0-0		1-1-0		0-0-0											
10-13-0		1-3-0		1-3-0		NON-CONFERENCE		0-3-0		2-2-0		6-2-0											
3-8-0		0-2-0		1-3-0		HOME		0-1-0		0-0-0		2-2-0											
5-4-0		0-1-0		0-0-		AWAY		0-2-0		1-1-0		4-0-0											
2-1-0		1-0-0		0-0-0		NEUTRAL		0-0-0		1-1-0		0-0-0											
19-8-0		0-0-0		3-3-0		CONFERENCE		1-2-0		2-1-0		13-2-0											
8-7-0		0-0-0		3-3-0		HOME		1-2-0		2-1-0		2-1-0											
11-1-0		0-0-0		0-0-0		AWAY		0-0-0		0-0-0		11-1-0											
0-0-0		0-0-0		0-0-0		NEUTRAL		0-0-0		0-0-0		0-0-0											
RPI	S	Opponent		Score		RPI	S	Opponent		Score		RPI	S	Opponent		Score		RPI	S	Opponent		Score	
4	N	Texas Tech		5	1	33	H	Louisiana Tech		4	6	57	A	DBU		7	12	111	H	Troy		5	2
6	H	TCU		4	5	33	H	Louisiana Tech		1	3	57	H	DBU		7	9	111	H	Troy		5	13
6	H	TCU		2	7	33	H	Louisiana Tech		3	7	72	H	Ga. Southern		3	2	111	H	Troy		9	6
23	A	Texas		1	4	35	H	Texas A&M		3	2	72	H	Ga. Southern		3	4	141	N	Southeast Mo. St.		3	4
						46	H	Coastal Caro.		1	4	72	H	Ga. Southern		5	9	141	N	Southeast Mo. St.		5	3
						46	H	Coastal Caro.		4	5	77	A	Sam Houston St.		2	14	145	A	SFA		1	2
						46	H	Coastal Caro.		0	5							145	A	SFA		7	4
						47	H	Louisiana		9	3							180	A	Appalachian St.		18	1
						47	H	Louisiana		10	2							180	A	Appalachian St.		5	2
						47	H	Louisiana		5	4							180	A	Appalachian St.		6	5
																		185	A	Arkansas St.		15	3
																		185	A	Arkansas St.		2	0
																		185	A	Arkansas St.		11	7
																		194	A	A&M-Corpus Christi		8	6
																		194	A	A&M-Corpus Christi		7	3
																		194	A	A&M-Corpus Christi		4	2
																		207	H	Little Rock		10	5
																		207	H	Little Rock		4	9
																		207	H	Little Rock		2	0
																		214	A	Georgia St.		1	2
																		214	A	Georgia St.		7	1
																		214	A	Georgia St.		10	7
																		240	A	La.-Monroe		6	4
																		240	A	La.-Monroe		10	2
																		240	A	La.-Monroe		10	3
																		242	H	Milwaukee		5	4
																		242	H	Milwaukee		8	5
				LAST 10 GAMES																			
						46	H	Coastal Caro.		0	5	185	A	Arkansas St.		11	7						
						46	H	Coastal Caro.		1	4	23	A	Texas		1	4						
						46	H	Coastal Caro.		4	5	47	H	Louisiana		9	3						
						185	A	Arkansas St.		2	0	47	H	Louisiana		10	2						
						185	A	Arkansas St.		15	3	47	H	Louisiana		5	4						

Non-Div. I Games:

UT Arlington

RPI	S	Opponent	Score	
242	H	Milwaukee	2	5
267	A	Abilene Christian	5	4
267	H	Abilene Christian	1	9

UT Arlington

U
T
A
r
l
i
n
g
t
o
n

U
T
A
r
l
i
n
g
t
o
n

Average RPI Win: 120		WON-LOST RECORD		WINNING PCT. RANK		LAST 10 GAMES		STRENGTH OF SCHEDULE		OPP. STRENGTH OF SCHEDULE		TEAM RPI		ADJ RPI		CONF. RPI		ADJ CONF. RPI				
DIV. I ONLY		28-22-0		.56 98		6-4-0		116		58		91		.52636 91		6		6				
DIV. I NON-CONF.		13-10-0		.56522 105		1-1-0		161		104		146		.5028 146		6		6				
TOTALS		RPI 1-25		RPI 26-50		W-L RECORDS		RPI 51-100		RPI 101-150		RPI 150+										
28-22-0		2-2-0		3-3-0		OVERALL		9-8-0		7-2-0		7-7-0										
15-12-0		0-0-0		1-2-0		HOME		4-3-0		6-0-0		4-7-0										
13-10-0		2-2-0		2-1-0		AWAY		5-5-0		1-2-0		3-0-0										
0-0-0		0-0-0		0-0-0		NEUTRAL		0-0-0		0-0-0		0-0-0										
13-10-0		2-2-0		0-0-0		NON-CONFERENCE		3-2-0		3-0-0		5-6-0										
7-8-0		0-0-0		0-0-0		HOME		2-2-0		3-0-0		2-6-0										
6-2-0		2-2-0		0-0-		AWAY		1-0-0		0-0-0		3-0-0										
0-0-0		0-0-0		0-0-0		NEUTRAL		0-0-0		0-0-0		0-0-0										
15-12-0		0-0-0		3-3-0		CONFERENCE		6-6-0		4-2-0		2-1-0										
8-4-0		0-0-0		1-2-0		HOME		2-1-0		3-0-0		2-1-0										
7-8-0		0-0-0		2-1-0		AWAY		4-5-0		1-2-0		0-0-0										
0-0-0		0-0-0		0-0-0		NEUTRAL		0-0-0		0-0-0		0-0-0										
RPI	S	Opponent		Score		RPI	S	Opponent		Score		RPI	S	Opponent		Score						
4	A	Texas Tech		6	7	33	A	Louisiana Tech		8	4	51	H	Utah		3	17	104	A	Marshall	2	3
4	A	Texas Tech		3	2	33	A	Louisiana Tech		6	3	51	H	Utah		8	3	104	A	Marshall	11	12
4	A	Texas Tech		4	8	33	A	Louisiana Tech		0	6	51	H	Utah		1	7	104	A	Marshall	4	2
12	A	Baylor		15	9	39	H	Old Dominion		5	11	64	A	Rice		5	6	117	H	Middle Tenn.	10	9
						39	H	Old Dominion		1	9	64	A	Rice		4	7	117	H	Middle Tenn.	14	7
						39	H	Old Dominion		7	5	64	A	Rice		10	6	117	H	Middle Tenn.	3	2
												73	A	FIU		3	4	145	H	SFA	9	5
												73	A	FIU		10	5	145	H	SFA	10	5
												73	A	FIU		6	7	145	H	SFA	14	1
												75	H	Fla. Atlantic		0	10	182	A	Texas St.	9	1
												75	H	Fla. Atlantic		9	6	182	H	Texas St.	8	11
												75	H	Fla. Atlantic		6	0	194	A	A&M-Corpus Christi	7	3
												83	A	Charlotte		5	3	194	H	A&M-Corpus Christi	2	5
												83	A	Charlotte		5	0	239	H	Western Ky.	7	1
												83	A	Charlotte		3	8	239	H	Western Ky.	3	4
												99	A	Houston Baptist		18	6	239	H	Western Ky.	14	2
												99	H	Houston Baptist		10	2	244	H	Quinnipiac	7	8
																		244	H	Quinnipiac	4	5
																		244	H	Quinnipiac	12	1
																		244	H	Quinnipiac	10	12
																		274	A	Incarnate Word	9	4
																		274	H	Incarnate Word	16	0
																		285	H	Prairie View	5	6
				LAST 10 GAMES																		
				83	A	Charlotte		5	3	117	H	Middle Tenn.		14	7							
				83	A	Charlotte		3	8	117	H	Middle Tenn.		3	2							
				83	A	Charlotte		5	0	182	H	Texas St.		8	11							
				274	A	Incarnate Word		9	4	64	A	Rice		5	6							
				117	H	Middle Tenn.		10	9	64	A	Rice		4	7							

Non-Div. I Games:

UTSA

Average RPI Win: 94		WON-LOST	WINNING	LAST 10	STRENGTH OF		OPP. STRENGTH	TEAM	ADJ	CONF.	ADJ CONF.
Average RPI Loss: 61		RECORD	PCT. RANK	GAMES	SCHEDULE		OF SCHEDULE	RPI	RPI	RPI	RPI
DIV. I ONLY		22-30-0	.42308	216	5-5-0		9	17	92	.52632	92
DIV. I NON-CONF.		13-12-0	.52	135	1-0-0		88	112	135	.50713	135
TOTALS		RPI 1-25	RPI 26-50		W-L RECORDS		RPI 51-100		RPI 101-150		RPI 150+
22-30-0		5-15-0	3-5-0		OVERALL		6-3-0		2-3-0		6-4-0
13-19-0		3-7-0	1-3-0		HOME		2-2-0		2-3-0		5-4-0
8-11-0		2-8-0	2-2-0		AWAY		3-1-0		0-0-0		1-0-0
1-0-0		0-0-0	0-0-0		NEUTRAL		1-0-0		0-0-0		0-0-0
13-12-0		0-2-0	0-2-0		NON-CONFERENCE		5-1-0		2-3-0		6-4-0
8-9-0		0-1-0	0-1-0		HOME		1-0-0		2-3-0		5-4-0
4-3-0		0-1-0	0-0-		AWAY		3-1-0		0-0-0		1-0-0
1-0-0		0-0-0	0-0-0		NEUTRAL		1-0-0		0-0-0		0-0-0
9-18-0		5-13-0	3-3-0		CONFERENCE		1-2-0		0-0-0		0-0-0
5-10-0		3-6-0	1-2-0		HOME		1-2-0		0-0-0		0-0-0
4-8-0		2-7-0	2-1-0		AWAY		0-0-0		0-0-0		0-0-0
0-0-0		0-0-0	0-0-0		NEUTRAL		0-0-0		0-0-0		0-0-0
RPI	S	Opponent	Score	RPI	S	Opponent	Score	RPI	S	Opponent	Score
5	H	Florida	3 6	42	A	Tennessee	5 6	63	H	Missouri	5 8
5	H	Florida	4 6	42	A	Tennessee	3 1	63	H	Missouri	1 6
5	H	Florida	3 4	42	A	Tennessee	7 5	63	H	Missouri	3 0
7	A	Kentucky	5 3	44	H	Auburn	1 4	65	A	Georgia Tech	7 5
7	A	Kentucky	6 3	44	H	Auburn	1 2	65	H	Georgia Tech	5 1
7	A	Kentucky	4 7	44	H	Auburn	4 1	65	N	Georgia Tech	8 7
8	A	Clemson	7 9	48	A	Mercer	5 6	72	A	Ga. Southern	1 2
8	H	Clemson	0 4	48	H	Mercer	3 4	72	A	Ga. Southern	7 0
11	A	LSU	6 7					72	A	Ga. Southern	4 3
11	A	LSU	1 5								
11	A	LSU	9 22								
18	A	Arkansas	4 5								
18	A	Arkansas	4 14								
18	A	Arkansas	3 11								
21	H	Vanderbilt	5 10								
21	H	Vanderbilt	1 8								
21	H	Vanderbilt	1 0								
24	H	Mississippi St.	3 9								
24	H	Mississippi St.	4 1								
24	H	Mississippi St.	4 1								
LAST 10 GAMES											
				24	H	Mississippi St.	4 1	7	A	Kentucky	4 7
				24	H	Mississippi St.	4 1	7	A	Kentucky	5 3
				24	H	Mississippi St.	3 9	5	H	Florida	3 4
				65	N	Georgia Tech	8 7	5	H	Florida	3 6
				7	A	Kentucky	6 3	5	H	Florida	4 6

Non-Div. I Games:

Georgia

Average RPI Win:		221	WON-LOST RECORD		WINNING PCT. RANK		LAST 10 GAMES		STRENGTH OF SCHEDULE		OPP. STRENGTH OF SCHEDULE		TEAM RPI		ADJ RPI		CONF. RPI		ADJ CONF. RPI					
DIV. I ONLY			36-14-0		.72		15		7-3-0		242		240		93		.52476		93		30		30	
DIV. I NON-CONF.			13-10-0		.56522		105		1-1-0		50		15		58		.54749		58		28		28	
TOTALS		RPI 1-25		RPI 26-50		W-L RECORDS		RPI 51-100		RPI 101-150		RPI 150+												
36-14-0		2-2-0		0-0-0		OVERALL		3-6-0		1-1-0		30-5-0												
21-5-0		1-1-0		0-0-0		HOME		2-3-0		1-0-0		17-1-0												
15-7-0		1-1-0		0-0-0		AWAY		1-2-0		0-1-0		13-3-0												
0-2-0		0-0-0		0-0-0		NEUTRAL		0-1-0		0-0-0		0-1-0												
13-10-0		2-2-0		0-0-0		NON-CONFERENCE		3-6-0		1-1-0		7-1-0												
7-4-0		1-1-0		0-0-0		HOME		2-3-0		1-0-0		3-0-0												
6-4-0		1-1-0		0-0-		AWAY		1-2-0		0-1-0		4-0-0												
0-2-0		0-0-0		0-0-0		NEUTRAL		0-1-0		0-0-0		0-1-0												
23-4-0		0-0-0		0-0-0		CONFERENCE		0-0-0		0-0-0		23-4-0												
14-1-0		0-0-0		0-0-0		HOME		0-0-0		0-0-0		14-1-0												
9-3-0		0-0-0		0-0-0		AWAY		0-0-0		0-0-0		9-3-0												
0-0-0		0-0-0		0-0-0		NEUTRAL		0-0-0		0-0-0		0-0-0												
RPI	S	Opponent		Score		RPI	S	Opponent		Score		RPI	S	Opponent		Score								
14	A	Missouri St.		3	1			57	H	DBU		7	3	146	A	Wichita St.		6	7					
14	H	Missouri St.		5	9			57	H	DBU		5	13	146	H	Wichita St.		7	4					
17	A	Oklahoma		2	6			57	H	DBU		7	9	161	N	Hawaii		4	6					
17	H	Oklahoma		3	2			59	A	Kansas		12	1	177	A	Alabama		6	3					
								59	H	Kansas		2	7	177	A	Alabama		5	4					
								67	A	Oklahoma St.		6	7	177	A	Alabama		5	2					
								67	H	Oklahoma St.		4	1	207	A	Little Rock		8	1					
								74	A	Minnesota		3	4	207	H	Little Rock		4	3					
								96	N	Iowa		5	7	207	H	Little Rock		10	4					
														207	H	Little Rock		8	3					
														249	A	South Dakota St.		14	5					
														249	A	South Dakota St.		2	5					
														249	A	South Dakota St.		8	6					
														249	H	South Dakota St.		11	5					
														249	H	South Dakota St.		6	2					
														249	H	South Dakota St.		7	6					
														250	A	North Dakota St.		2	3					
														250	A	North Dakota St.		7	10					
														250	A	North Dakota St.		4	0					
														250	H	North Dakota St.		9	1					
														250	H	North Dakota St.		8	2					
														250	H	North Dakota St.		5	1					
														269	H	Western Ill.		1	0					
														269	H	Western Ill.		3	0					
														269	H	Western Ill.		2	5					
														279	A	Omaha		12	0					
														279	A	Omaha		12	1					

Non-Div. I Games:

Oral Roberts

RPI	S	Opponent	Score
279	A	Omaha	7 3
279	H	Omaha	6 0
279	H	Omaha	6 5
279	H	Omaha	8 0
298	A	Fort Wayne	14 2
298	A	Fort Wayne	15 1
298	A	Fort Wayne	3 1
298	H	Fort Wayne	15 1
298	H	Fort Wayne	11 2
298	H	Fort Wayne	10 0

Oral Roberts

Average RPI Win:		192	WON-LOST RECORD		WINNING PCT. RANK		LAST 10 GAMES		STRENGTH OF SCHEDULE		OPP. STRENGTH OF SCHEDULE		TEAM RPI		ADJ RPI		CONF. RPI		ADJ CONF. RPI				
DIV. I ONLY			36-17-0		.67925 30		6-4-0		243		175		94		.52385 94		17		18				
DIV. I NON-CONF.			14-12-0		.53846 128		0-1-0		282		160		223		.46609 223		20		20				
TOTALS		RPI 1-25		RPI 26-50		W-L RECORDS		RPI 51-100		RPI 101-150		RPI 150+											
36-17-0		1-0-0		0-1-0		OVERALL		2-4-0		3-4-0		30-8-0											
21-5-0		0-0-0		0-0-0		HOME		0-0-0		1-2-0		20-3-0											
15-12-0		1-0-0		0-1-0		AWAY		2-4-0		2-2-0		10-5-0											
0-0-0		0-0-0		0-0-0		NEUTRAL		0-0-0		0-0-0		0-0-0											
14-12-0		1-0-0		0-1-0		NON-CONFERENCE		1-2-0		1-3-0		11-6-0											
10-4-0		0-0-0		0-0-0		HOME		0-0-0		1-2-0		9-2-0											
4-8-0		1-0-0		0-0-		AWAY		1-2-0		0-1-0		2-4-0											
0-0-0		0-0-0		0-0-0		NEUTRAL		0-0-0		0-0-0		0-0-0											
22-5-0		0-0-0		0-0-0		CONFERENCE		1-2-0		2-1-0		19-2-0											
11-1-0		0-0-0		0-0-0		HOME		0-0-0		0-0-0		11-1-0											
11-4-0		0-0-0		0-0-0		AWAY		1-2-0		2-1-0		8-1-0											
0-0-0		0-0-0		0-0-0		NEUTRAL		0-0-0		0-0-0		0-0-0											
RPI	S	Opponent		Score		RPI	S	Opponent		Score		RPI	S	Opponent		Score		RPI	S	Opponent		Score	
21	A	Vanderbilt		5	2	42	A	Tennessee		0	6	86	A	Bethune-Cookman		5	0	117	A	Middle Tenn.		9	11
												86	A	Bethune-Cookman		4	5	117	H	Middle Tenn.		7	18
												86	A	Bethune-Cookman		1	3	132	H	Central Ark.		11	6
												100	A	Jacksonville St.		2	7	132	H	Central Ark.		6	10
												100	A	Jacksonville St.		22	6	141	A	Southeast Mo. St.		9	8
												100	A	Jacksonville St.		3	8	141	A	Southeast Mo. St.		8	4
																		141	A	Southeast Mo. St.		9	11
																		160	H	Belmont		8	9
																		160	H	Belmont		4	1
																		160	H	Belmont		3	2
																		170	H	Murray St.		14	10
																		170	H	Murray St.		6	4
																		170	H	Murray St.		4	2
																		173	A	Austin Peay		14	3
																		173	A	Austin Peay		14	13
																		173	A	Austin Peay		10	8
																		190	A	Southern Ill.		9	10
																		190	A	Southern Ill.		8	13
																		190	A	Southern Ill.		4	6
																		191	H	Bradley		13	7
																		191	H	Bradley		5	7
																		191	H	Bradley		16	14
																		202	H	Eastern Ill.		5	3
																		202	H	Eastern Ill.		11	4
																		202	H	Eastern Ill.		13	9
																		205	A	Lipscomb		9	11
																		205	H	Lipscomb		10	1
LAST 10 GAMES																							
						232	A	Eastern Ky.		8	4	160	H	Belmont		3	2	202	H	Eastern Ill.		5	3
						232	A	Eastern Ky.		9	2	160	H	Belmont		8	9	202	H	Eastern Ill.		11	4
						232	A	Eastern Ky.		8	12	141	A	Southeast Mo. St.		9	11	202	H	Eastern Ill.		13	9
						117	A	Middle Tenn.		9	11	141	A	Southeast Mo. St.		9	8	205	A	Lipscomb		9	11
						160	H	Belmont		4	1	141	A	Southeast Mo. St.		8	4	205	H	Lipscomb		10	1

Non-Div. I Games:

Tennessee Tech

Tennessee Tech

Average RPI Win: 145		WON-LOST	WINNING	LAST 10	STRENGTH OF		OPP. STRENGTH	TEAM	ADJ	CONF.	ADJ CONF.
Average RPI Loss: 61		RECORD	PCT. RANK	GAMES	SCHEDULE		OF SCHEDULE	RPI	RPI	RPI	RPI
DIV. I ONLY		27-25-0	.51923	135	4-6-0		57	83	95	.52358	95
DIV. I NON-CONF.		20-11-0	.64516	61	1-0-0		132	177	103	.52342	103
TOTALS		RPI 1-25	RPI 26-50		W-L RECORDS		RPI 51-100		RPI 101-150		RPI 150+
27-25-0		4-8-0	4-7-0		OVERALL		6-6-0		0-2-0		13-2-0
17-14-0		1-3-0	3-4-0		HOME		3-3-0		0-2-0		10-2-0
9-11-0		3-5-0	1-3-0		AWAY		3-3-0		0-0-0		2-0-0
1-0-0		0-0-0	0-0-0		NEUTRAL		0-0-0		0-0-0		1-0-0
20-11-0		2-4-0	3-2-0		NON-CONFERENCE		2-1-0		0-2-0		13-2-0
14-8-0		0-1-0	2-2-0		HOME		2-1-0		0-2-0		10-2-0
5-3-0		2-3-0	1-0-		AWAY		0-0-0		0-0-0		2-0-0
1-0-0		0-0-0	0-0-0		NEUTRAL		0-0-0		0-0-0		1-0-0
7-14-0		2-4-0	1-5-0		CONFERENCE		4-5-0		0-0-0		0-0-0
3-6-0		1-2-0	1-2-0		HOME		1-2-0		0-0-0		0-0-0
4-8-0		1-2-0	0-3-0		AWAY		3-3-0		0-0-0		0-0-0
0-0-0		0-0-0	0-0-0		NEUTRAL		0-0-0		0-0-0		0-0-0
RPI S	Opponent	Score	RPI S	Opponent	Score	RPI S	Opponent	Score	RPI S	Opponent	Score
14 A	Missouri St.	5 9	26 H	Houston	10 8	72 H	Ga. Southern	6 7	117 H	Middle Tenn.	7 11
14 A	Missouri St.	6 5	26 H	Houston	3 13	72 H	Ga. Southern	5 2	117 H	Middle Tenn.	5 6
14 A	Missouri St.	5 4	26 H	Houston	8 9	72 H	Ga. Southern	9 8	160 A	Belmont	6 0
18 A	Arkansas	0 2	32 A	Ole Miss	9 6	82 A	Cincinnati	3 4	185 A	Arkansas St.	2 1
18 A	Arkansas	7 16	32 H	Ole Miss	2 1	82 A	Cincinnati	7 5	185 H	Arkansas St.	4 11
19 H	South Fla.	2 4	42 A	UConn	2 6	82 A	Cincinnati	7 5	190 H	Southern Ill.	2 1
19 H	South Fla.	6 11	42 A	UConn	0 4	82 H	Cincinnati	9 4	190 H	Southern Ill.	4 3
19 H	South Fla.	5 1	42 A	UConn	7 10	82 H	Cincinnati	6 13	190 H	Southern Ill.	2 3
24 H	Mississippi St.	3 8	42 H	Tennessee	5 8	82 H	Cincinnati	1 2	218 N	UT Martin	7 6
25 A	UCF	1 2	42 H	Tennessee	4 1	85 A	East Carolina	4 11	281 H	Illinois St.	3 1
25 A	UCF	4 7	42 H	Tennessee	0 10	85 A	East Carolina	7 3	281 H	Illinois St.	5 4
25 A	UCF	9 4				85 A	East Carolina	2 3	281 H	Illinois St.	12 11
									286 H	Alcorn	18 7
									292 H	Southern U.	5 3
									292 H	Southern U.	9 5
									292 H	Southern U.	11 1
									293 H	Mississippi Val.	13 4
LAST 10 GAMES											
85 A	East Carolina	2 3	82 H	Cincinnati	6 13						
85 A	East Carolina	7 3	82 H	Cincinnati	9 4						
85 A	East Carolina	4 11	25 A	UCF	1 2						
218 N	UT Martin	7 6	25 A	UCF	9 4						
82 H	Cincinnati	1 2	25 A	UCF	4 7						

Non-Div. I Games:

Memphis

RPI	S	Opponent	Score	
256	N	Villanova	1	10
258	H	Northern Ill.	12	8
269	A	Western Ill.	5	7
269	H	Western Ill.	4	1
283	N	Lehigh	8	3
283	N	Lehigh	15	7

Iowa

Average RPI Win:	146	WON-LOST	WINNING	LAST 10	STRENGTH OF	OPP. STRENGTH	TEAM	ADJ	CONF.	ADJ CONF.		
Average RPI Loss:	67	RECORD	PCT. RANK	GAMES	SCHEDULE	OF SCHEDULE	RPI	RPI	RPI	RPI		
DIV. I ONLY		25-27-0	.48077	165	5-5-0	40	64	97	.52165	97	3	3
DIV. I NON-CONF.		15-10-0	.6	88	3-1-0	213	229	152	.49923	152	4	4
<hr/>												
TOTALS	RPI 1-25	RPI 26-50		W-L RECORDS		RPI 51-100		RPI 101-150		RPI 150+		
25-27-0	1-11-0	2-6-0		OVERALL		5-2-0		6-2-0		11-6-0		
17-9-0	0-3-0	2-4-0		HOME		4-0-0		2-1-0		9-1-0		
4-12-0	1-8-0	0-1-0		AWAY		0-2-0		3-1-0		0-0-0		
4-6-0	0-0-0	0-1-0		NEUTRAL		1-0-0		1-0-0		2-5-0		
15-10-0	0-0-0	0-2-0		NON-CONFERENCE		2-2-0		2-0-0		11-6-0		
10-1-0	0-0-0	0-0-0		HOME		1-0-0		0-0-0		9-1-0		
1-3-0	0-0-0	0-0-		AWAY		0-2-0		1-0-0		0-0-0		
4-6-0	0-0-0	0-1-0		NEUTRAL		1-0-0		1-0-0		2-5-0		
10-17-0	1-11-0	2-4-0		CONFERENCE		3-0-0		4-2-0		0-0-0		
7-8-0	0-3-0	2-4-0		HOME		3-0-0		2-1-0		0-0-0		
3-9-0	1-8-0	0-0-0		AWAY		0-0-0		2-1-0		0-0-0		
0-0-0	0-0-0	0-0-0		NEUTRAL		0-0-0		0-0-0		0-0-0		
<hr/>												
RPI	S	Opponent	Score	RPI	S	Opponent	Score	RPI	S	Opponent	Score	
3	H	Louisville	0 2	28	H	Florida St.	1 5	52	A	San Diego	2 6	
3	H	Louisville	1 5	28	H	Florida St.	3 8	53	N	Rhode Island	8 4	
3	H	Louisville	4 9	28	H	Florida St.	2 8	65	H	Georgia Tech	4 3	
8	A	Clemson	0 4	31	A	Michigan	3 4	65	H	Georgia Tech	9 6	
8	A	Clemson	1 4	36	N	Maryland	3 4	65	H	Georgia Tech	4 3	
8	A	Clemson	5 6	40	H	North Carolina St.	4 1	81	H	Michigan St.	2 1	
9	A	Wake Forest	7 13	40	H	North Carolina St.	2 9	89	A	San Diego St.	6 7	
9	A	Wake Forest	3 4	40	H	North Carolina St.	2 1					
9	A	Wake Forest	1 5									
10	A	Virginia	8 2									
10	A	Virginia	4 14									
10	A	Virginia	0 9									
				LAST 10 GAMES								
				173	H	Austin Peay	3 5	3	H	Louisville	0 2	
				173	H	Austin Peay	7 2	204	H	Northwestern	3 2	
				173	H	Austin Peay	5 2	119	H	Duke	3 2	
				3	H	Louisville	4 9	119	H	Duke	1 14	
				3	H	Louisville	1 5	119	H	Duke	5 4	
<hr/>												

Non-Div. I Games:

Notre Dame

Average RPI Win: 129		WON-LOST	WINNING	LAST 10	STRENGTH OF		OPP. STRENGTH	TEAM	ADJ		CONF.	ADJ CONF.
Average RPI Loss: 56		RECORD	PCT. RANK	GAMES	SCHEDULE		OF SCHEDULE	RPI	RPI		RPI	RPI
DIV. I ONLY		27-24-0	.52941	123	6-4-0		70	15	98		1	1
DIV. I NON-CONF.		21-9-0	.7	35	4-0-0		205	37	99		1	1
TOTALS		RPI 1-25	RPI 26-50		W-L RECORDS		RPI 51-100		RPI 101-150		RPI 150+	
27-24-0		4-12-0	3-3-0		OVERALL		6-5-0		4-3-0		10-1-0	
19-13-0		4-8-0	2-1-0		HOME		2-1-0		2-2-0		9-1-0	
3-8-0		0-3-0	1-1-0		AWAY		2-4-0		0-0-0		0-0-0	
5-3-0		0-1-0	0-1-0		NEUTRAL		2-0-0		2-1-0		1-0-0	
21-9-0		0-1-0	3-3-0		NON-CONFERENCE		4-1-0		4-3-0		10-1-0	
15-5-0		0-0-0	2-1-0		HOME		2-1-0		2-2-0		9-1-0	
1-1-0		0-0-0	1-0-		AWAY		0-0-0		0-0-0		0-0-0	
5-3-0		0-1-0	0-1-0		NEUTRAL		2-0-0		2-1-0		1-0-0	
6-15-0		4-11-0	0-0-0		CONFERENCE		2-4-0		0-0-0		0-0-0	
4-8-0		4-8-0	0-0-0		HOME		0-0-0		0-0-0		0-0-0	
2-7-0		0-3-0	0-0-0		AWAY		2-4-0		0-0-0		0-0-0	
0-0-0		0-0-0	0-0-0		NEUTRAL		0-0-0		0-0-0		0-0-0	
RPI S	Opponent	Score	RPI S	Opponent	Score	RPI S	Opponent	Score	RPI S	Opponent	Score	
4 H	Texas Tech	8 12	29 N	St. John's (NY)	2 9	54 N	Liberty	8 2	133 N	Pittsburgh	5 4	
4 H	Texas Tech	4 7	30 A	South Carolina	6 5	54 N	Liberty	4 3	139 H	UC Riverside	1 5	
4 H	Texas Tech	5 3	41 A	Nebraska	1 11	59 A	Kansas	4 6	139 H	UC Riverside	2 11	
6 H	TCU	0 5	41 H	Nebraska	1 6	59 A	Kansas	4 5	139 H	UC Riverside	1 0	
6 H	TCU	0 1	49 H	New Mexico	12 10	59 A	Kansas	10 3	146 H	Wichita St.	5 4	
6 H	TCU	4 12	49 H	New Mexico	3 2	67 A	Oklahoma St.	10 4	150 N	Ohio St.	3 2	
17 H	Oklahoma	9 7				67 A	Oklahoma St.	3 6	150 N	Ohio St.	3 6	
17 H	Oklahoma	0 3				67 A	Oklahoma St.	3 13	151 N	Delaware	7 0	
17 H	Oklahoma	5 11				96 H	Iowa	3 0	202 H	Eastern Ill.	14 0	
18 N	Arkansas	5 6				96 H	Iowa	5 4	202 H	Eastern Ill.	15 10	
20 H	West Virginia	7 9				96 H	Iowa	11 12	202 H	Eastern Ill.	12 11	
20 H	West Virginia	8 4							225 H	Northwestern St.	16 4	
20 H	West Virginia	11 4							225 H	Northwestern St.	19 9	
23 A	Texas	0 2							267 H	Abilene Christian	6 5	
23 A	Texas	0 5							267 H	Abilene Christian	11 1	
23 A	Texas	5 6							267 H	Abilene Christian	14 3	
									279 H	Omaha	10 1	
									279 H	Omaha	2 5	
LAST 10 GAMES												
59 A	Kansas	10 3	17 H	Oklahoma	5 11							
59 A	Kansas	4 6	146 H	Wichita St.	5 4							
59 A	Kansas	4 5	267 H	Abilene Christian	14 3							
17 H	Oklahoma	0 3	267 H	Abilene Christian	11 1							
17 H	Oklahoma	9 7	267 H	Abilene Christian	6 5							

Non-Div. I Games:

Kansas St.

Average RPI Win:	152	WON-LOST RECORD	WINNING PCT. RANK	LAST 10 GAMES	STRENGTH OF SCHEDULE	OPP. STRENGTH OF SCHEDULE	TEAM RPI	ADJ RPI	CONF. RPI	ADJ CONF. RPI		
DIV. I ONLY		26-20-0	.56522	96	6-4-0	98	147	99	.52077	99	11	11
DIV. I NON-CONF.		8-10-0	.44444	188	0-1-0	46	163	159	.49682	159	12	12
<hr/>												
TOTALS	RPI 1-25	RPI 26-50		W-L RECORDS		RPI 51-100		RPI 101-150		RPI 150+		
26-20-0	0-0-0	4-1-0		OVERALL		6-6-0		4-9-0		12-4-0		
18-10-0	0-0-0	3-0-0		HOME		5-3-0		1-3-0		9-4-0		
8-10-0	0-0-0	1-1-0		AWAY		1-3-0		3-6-0		3-0-0		
0-0-0	0-0-0	0-0-0		NEUTRAL		0-0-0		0-0-0		0-0-0		
<hr/>												
8-10-0	0-0-0	1-1-0		NON-CONFERENCE		3-6-0		0-0-0		4-3-0		
6-6-0	0-0-0	0-0-0		HOME		2-3-0		0-0-0		4-3-0		
2-4-0	0-0-0	1-0-		AWAY		1-3-0		0-0-0		0-0-0		
0-0-0	0-0-0	0-0-0		NEUTRAL		0-0-0		0-0-0		0-0-0		
<hr/>												
18-10-0	0-0-0	3-0-0		CONFERENCE		3-0-0		4-9-0		8-1-0		
12-4-0	0-0-0	3-0-0		HOME		3-0-0		1-3-0		5-1-0		
6-6-0	0-0-0	0-0-0		AWAY		0-0-0		3-6-0		3-0-0		
0-0-0	0-0-0	0-0-0		NEUTRAL		0-0-0		0-0-0		0-0-0		
<hr/>												
RPI	S	Opponent	Score	RPI	S	Opponent	Score	RPI	S	Opponent	Score	
				26	A	Houston	3 2	53	H	Rhode Island	4 5	
				27	H	Southeastern La.	8 7	53	H	Rhode Island	10 2	
				27	H	Southeastern La.	4 0	53	H	Rhode Island	3 2	
				27	H	Southeastern La.	6 3	53	H	Rhode Island	5 6	
				35	A	Texas A&M	2 8	59	A	Kansas	1 2	
								59	A	Kansas	4 2	
								59	A	Kansas	2 4	
								77	H	Sam Houston St.	2 1	
								77	H	Sam Houston St.	9 1	
								77	H	Sam Houston St.	9 8	
								91	A	UTSA	2 10	
								91	H	UTSA	6 18	
				</								

Non-Div. I Games:

Houston Baptist

RPI	S	Opponent	Score	
274	A	Incarnate Word	6	0
276	H	Texas Southern	1	4

Houston Baptist

H
o
u
s
t
o
n
B
a
p
t
i
s
t

H
o
u
s
t
o
n
B
a
p
t
i
s
t

Average RPI Win:	166	WON-LOST RECORD	WINNING PCT. RANK	LAST 10 GAMES	STRENGTH OF SCHEDULE	OPP. STRENGTH OF SCHEDULE	TEAM RPI	ADJ RPI	CONF. RPI	ADJ CONF. RPI	
Average RPI Loss:	153										
DIV. I ONLY	27-23-0	.54	114	5-5-0	151	163	100	.52073	100	17	18
DIV. I NON-CONF.	13-10-0	.56522	105	1-2-0	152	103	72	.53724	72	20	20
<hr/>											
TOTALS	RPI 1-25	RPI 26-50		W-L RECORDS	RPI 51-100		RPI 101-150		RPI 150+		
27-23-0	0-0-0	0-1-0		OVERALL	5-4-0		5-4-0		17-14-0		
10-7-0	0-0-0	0-0-0		HOME	2-1-0		3-2-0		5-4-0		
17-16-0	0-0-0	0-1-0		AWAY	3-3-0		2-2-0		12-10-0		
0-0-0	0-0-0	0-0-0		NEUTRAL	0-0-0		0-0-0		0-0-0		
13-10-0	0-0-0	0-1-0		NON-CONFERENCE	3-3-0		2-1-0		8-5-0		
3-2-0	0-0-0	0-0-0		HOME	0-0-0		1-1-0		2-1-0		
10-8-0	0-0-0	0-0-		AWAY	3-3-0		1-0-0		6-4-0		
0-0-0	0-0-0	0-0-0		NEUTRAL	0-0-0		0-0-0		0-0-0		
14-13-0	0-0-0	0-0-0		CONFERENCE	2-1-0		3-3-0		9-9-0		
7-5-0	0-0-0	0-0-0		HOME	2-1-0		2-1-0		3-3-0		
7-8-0	0-0-0	0-0-0		AWAY	0-0-0		1-2-0		6-6-0		
0-0-0	0-0-0	0-0-0		NEUTRAL	0-0-0		0-0-0		0-0-0		
RPI	S	Opponent	Score	RPI	S	Opponent	Score	RPI	S	Opponent	Score
				44	A	Auburn	1 10	57	A	DBU	6 10
								57	A	DBU	11 14
								57	A	DBU	7 3
								73	A	FIU	12 6
								73	A	FIU	6 5
								73	A	FIU	0 5
								94	H	Tennessee Tech	7 2
								94	H	Tennessee Tech	8 3
								94	H	Tennessee Tech	6 22

Non-Div. I Games:

Jacksonville St.

RPI	S	Opponent	Score	
202	H	Eastern Ill.	7	6
202	H	Eastern Ill.	5	7
202	H	Eastern Ill.	6	3
218	A	UT Martin	8	5
218	A	UT Martin	2	7
218	A	UT Martin	5	4
232	A	Eastern Ky.	3	1
232	A	Eastern Ky.	5	4
232	A	Eastern Ky.	7	10
239	A	Western Ky.	9	5
239	A	Western Ky.	4	14
239	A	Western Ky.	3	2
271	H	Bowling Green	5	0

Jacksonville St.

J
a
c
k
s
o
n
v
i
l
l
e
s
t
.

J
a
c
k
s
o
n
v
i
l
l
e
s
t
.

Average RPI Win: 165		WON-LOST	WINNING	LAST 10	STRENGTH OF		OPP. STRENGTH	TEAM	ADJ		CONF.	ADJ CONF.
Average RPI Loss: 73		RECORD	PCT. RANK	GAMES	SCHEDULE		OF SCHEDULE	RPI	RPI		RPI	RPI
DIV. I ONLY		19-29-0	.39583	232	29		107	101	.52002		101	7
DIV. I NON-CONF.		12-18-0	.4	211	54		114	107	.52167		107	7
TOTALS		RPI 1-25	RPI 26-50		W-L RECORDS		RPI 51-100		RPI 101-150		RPI 150+	
19-29-0		0-3-0	2-10-0		OVERALL		3-9-0		6-5-0		8-2-0	
8-10-0		0-0-0	1-5-0		HOME		0-1-0		4-3-0		3-1-0	
11-19-0		0-3-0	1-5-0		AWAY		3-8-0		2-2-0		5-1-0	
0-0-0		0-0-0	0-0-0		NEUTRAL		0-0-0		0-0-0		0-0-0	
12-18-0		0-3-0	1-2-0		NON-CONFERENCE		1-8-0		2-3-0		8-2-0	
3-3-0		0-0-0	0-0-0		HOME		0-1-0		0-1-0		3-1-0	
9-15-0		0-3-0	1-0-		AWAY		1-7-0		2-2-0		5-1-0	
0-0-0		0-0-0	0-0-0		NEUTRAL		0-0-0		0-0-0		0-0-0	
7-11-0		0-0-0	1-8-0		CONFERENCE		2-1-0		4-2-0		0-0-0	
5-7-0		0-0-0	1-5-0		HOME		0-0-0		4-2-0		0-0-0	
2-4-0		0-0-0	0-3-0		AWAY		2-1-0		0-0-0		0-0-0	
0-0-0		0-0-0	0-0-0		NEUTRAL		0-0-0		0-0-0		0-0-0	
RPI S	Opponent	Score	RPI S	Opponent	Score	RPI S	Opponent	Score	RPI S	Opponent	Score	
10 A	Virginia	3 7	31 H	Michigan	3 6	55 A	FGCU	4 13	107 A	North Florida	12 4	
10 A	Virginia	2 18	31 H	Michigan	3 8	55 A	FGCU	3 8	107 A	North Florida	2 1	
10 A	Virginia	4 12	31 H	Michigan	12 5	55 A	FGCU	2 5	107 A	North Florida	2 13	
			36 H	Maryland	1 9	61 A	Miami (FL)	4 8	107 A	North Florida	1 15	
			36 H	Maryland	1 5	61 A	Miami (FL)	17 6	124 H	Purdue	6 7	
			36 H	Maryland	1 6	61 A	Miami (FL)	0 3	124 H	Purdue	7 6	
			39 A	Old Dominion	4 15	75 A	Fla. Atlantic	2 14	124 H	Purdue	8 2	
			39 A	Old Dominion	2 6	78 A	Seton Hall	9 10	126 H	Columbia	7 13	
			39 A	Old Dominion	8 5	78 H	Seton Hall	6 9	134 H	Illinois	8 7	
			41 A	Nebraska	5 8	96 A	Iowa	13 5	134 H	Illinois	8 3	
			41 A	Nebraska	3 9	96 A	Iowa	3 8	134 H	Illinois	5 7	
			41 A	Nebraska	6 7	96 A	Iowa	5 3	222 H	Monmouth	6 4	
									241 H	Rider	2 7	
									253 A	USC Upstate	10 7	
									253 A	USC Upstate	11 3	
									253 A	USC Upstate	5 1	
									256 A	Villanova	2 3	
									261 A	Iona	12 3	
									270 H	Wagner	12 10	
									270 H	Wagner	9 2	
									291 A	Lafayette	28 4	
LAST 10 GAMES												
			134 H	Illinois	8 7	41 A	Nebraska	5 8				
			134 H	Illinois	5 7	270 H	Wagner	12 10				
			134 H	Illinois	8 3	31 H	Michigan	3 8				
			41 A	Nebraska	6 7	31 H	Michigan	3 6				
			41 A	Nebraska	3 9	31 H	Michigan	12 5				

Non-Div. I Games:

Rutgers

[illegible]

Non-Div. I Games:

Western Caro.

RPI	S	Opponent	Score	
195	H	VMI	10	5
195	H	VMI	19	3
195	H	VMI	9	1
198	N	N.C. A&T	16	7
208	A	UNC Asheville	3	5
228	H	The Citadel	14	1
228	H	The Citadel	6	0
228	H	The Citadel	4	3
287	H	Savannah St.	9	2
287	H	Savannah St.	21	1

Western Caro.

W
e
s
t
e
r
n
C
a
r
o
.

W
e
s
t
e
r
n
C
a
r
o
.

[illegible]

Non-Div. I Games:

Wright St.

RPI	S	Opponent	Score	
233	H	Oakland	13	9
233	H	Oakland	4	5
233	H	Oakland	7	5
242	A	Milwaukee	3	4
242	A	Milwaukee	8	5
242	H	Milwaukee	2	1
242	H	Milwaukee	5	3
242	H	Milwaukee	4	0
253	A	USC Upstate	5	1
268	H	Dayton	5	4
268	H	Dayton	5	4
272	A	Youngstown St.	2	5
272	A	Youngstown St.	16	4
272	A	Youngstown St.	11	8
272	H	Youngstown St.	7	6
272	H	Youngstown St.	10	7

Wright St.

W
r
i
g
h
t
S
t
.

W
r
i
g
h
t
S
t
.

Average RPI Win: 164		WON-LOST	WINNING	LAST 10	STRENGTH OF		OPP. STRENGTH	TEAM	ADJ	CONF.	ADJ CONF.
Average RPI Loss: 90		RECORD	PCT. RANK	GAMES	SCHEDULE		OF SCHEDULE	RPI	RPI	RPI	RPI
DIV. I ONLY		25-26-0	.4902	158	5-5-0		79	115	104	.51879	104
DIV. I NON-CONF.		13-11-0	.54167	122	1-0-0		142	239	129	.5108	128
TOTALS		RPI 1-25	RPI 26-50		W-L RECORDS		RPI 51-100		RPI 101-150		RPI 150+
25-26-0		1-4-0	1-6-0		OVERALL		4-6-0		5-5-0		14-5-0
15-8-0		0-1-0	0-0-0		HOME		3-3-0		3-2-0		9-2-0
10-17-0		1-3-0	1-6-0		AWAY		1-3-0		2-3-0		5-2-0
0-1-0		0-0-0	0-0-0		NEUTRAL		0-0-0		0-0-0		0-1-0
13-11-0		0-2-0	0-1-0		NON-CONFERENCE		0-1-0		4-3-0		9-4-0
8-3-0		0-1-0	0-0-0		HOME		0-0-0		2-0-0		6-2-0
5-7-0		0-1-0	0-0-0		AWAY		0-1-0		2-3-0		3-1-0
0-1-0		0-0-0	0-0-0		NEUTRAL		0-0-0		0-0-0		0-1-0
12-15-0		1-2-0	1-5-0		CONFERENCE		4-5-0		1-2-0		5-1-0
7-5-0		0-0-0	0-0-0		HOME		3-3-0		1-2-0		3-0-0
5-10-0		1-2-0	1-5-0		AWAY		1-2-0		0-0-0		2-1-0
0-0-0		0-0-0	0-0-0		NEUTRAL		0-0-0		0-0-0		0-0-0
RPI S	Opponent	Score	RPI S	Opponent	Score	RPI S	Opponent	Score	RPI S	Opponent	Score
15 A	Southern Miss.	3 5	33 A	Louisiana Tech	5 7	65 A	Georgia Tech	3 11	102 A	Western Caro.	15 20
15 A	Southern Miss.	8 7	33 A	Louisiana Tech	4 6	73 H	FIU	5 11	102 A	Western Caro.	10 6
15 A	Southern Miss.	3 13	33 A	Louisiana Tech	4 19	73 H	FIU	22 6	102 A	Western Caro.	0 8
20 A	West Virginia	7 14	39 A	Old Dominion	1 16	73 H	FIU	3 4	113 A	Virginia Tech	0 7
20 H	West Virginia	4 8	39 A	Old Dominion	5 14	75 A	Fla. Atlantic	3 7	113 H	Virginia Tech	3 1
			39 A	Old Dominion	2 1	75 A	Fla. Atlantic	7 0	117 H	Middle Tenn.	8 6
			42 A	Tennessee	1 7	75 A	Fla. Atlantic	6 12	117 H	Middle Tenn.	6 8
						91 H	UTSA	2 4	117 H	Middle Tenn.	4 6
						91 H	UTSA	12 11	125 A	Morehead St.	13 11
						91 H	UTSA	3 2	125 H	Morehead St.	4 3
									164 A	Kennesaw St.	7 4
									174 A	UAB	3 4
									174 A	UAB	2 1
									174 A	UAB	5 2
									188 A	ETSU	9 3
									213 H	Niagara	3 9
									213 H	Niagara	5 4
									213 H	Niagara	9 6
									214 A	Georgia St.	3 8
									223 A	Ohio	5 2
									223 H	Ohio	12 9
									223 N	Ohio	10 11
									232 H	Eastern Ky.	3 6
									239 H	Western Ky.	3 2
									239 H	Western Ky.	10 9
									239 H	Western Ky.	8 0
									283 H	Lehigh	10 6
			LAST 10 GAMES								
			33 A	Louisiana Tech	4 6	239 H	Western Ky.	10 9			
			33 A	Louisiana Tech	4 19	239 H	Western Ky.	3 2			
			33 A	Louisiana Tech	5 7	39 A	Old Dominion	2 1			
			223 A	Ohio	5 2	39 A	Old Dominion	1 16			
			239 H	Western Ky.	8 0	39 A	Old Dominion	5 14			

Non-Div. I Games:

Marshall

RPI	S	Opponent	Score	
283	H	Lehigh	3	0
283	H	Lehigh	6	4

Marshall

M
a
r
s
h
a
l
l

M
a
r
s
h
a
l
l

L
a
m
a
r
U
n
i
v
e
r
s
i
t
y

Lamar University

RPI	S	Opponent	Score	
267	A	Abilene Christian	0	9
274	H	Incarnate Word	9	6
274	H	Incarnate Word	3	1
274	H	Incarnate Word	5	2
276	H	Texas Southern	3	2
276	H	Texas Southern	5	2
278	H	Grambling	11	2
285	H	Prairie View	15	7
292	A	Southern U.	10	1

Lamar University

L
a
m
a
r
U
n
i
v
e
r
s
i
t
y

L
a
m
a
r
U
n
i
v
e
r
s
i
t
y

Average RPI Win: 164		WON-LOST	WINNING	LAST 10	STRENGTH OF		OPP. STRENGTH	TEAM	ADJ		CONF.	ADJ CONF.
Average RPI Loss: 105		RECORD	PCT. RANK	GAMES	SCHEDULE		OF SCHEDULE	RPI	RPI		RPI	RPI
DIV. I ONLY		25-25-0	.5	149	2-8-0		125	116	106		10	10
DIV. I NON-CONF.		18-19-0	.48649	158	0-5-0		180	89	137		14	14
TOTALS		RPI 1-25	RPI 26-50		W-L RECORDS		RPI 51-100		RPI 101-150		RPI 150+	
25-25-0		1-4-0	0-6-0		OVERALL		5-5-0		9-3-0		10-7-0	
14-2-0		0-0-0	0-0-0		HOME		2-1-0		6-0-0		6-1-0	
9-20-0		1-4-0	0-6-0		AWAY		3-4-0		3-2-0		2-3-0	
2-3-0		0-0-0	0-0-0		NEUTRAL		0-0-0		0-0-0		2-3-0	
18-19-0		1-4-0	0-3-0		NON-CONFERENCE		3-4-0		6-3-0		8-5-0	
9-1-0		0-0-0	0-0-0		HOME		0-0-0		3-0-0		6-1-0	
7-15-0		1-4-0	0-0-0		AWAY		3-4-0		3-3-0		0-1-0	
2-3-0		0-0-0	0-0-0		NEUTRAL		0-0-0		0-0-0		2-3-0	
7-6-0		0-0-0	0-3-0		CONFERENCE		2-1-0		3-0-0		2-2-0	
5-1-0		0-0-0	0-0-0		HOME		2-1-0		3-0-0		0-0-0	
2-5-0		0-0-0	0-3-0		AWAY		0-0-0		0-0-0		2-2-0	
0-0-0		0-0-0	0-0-0		NEUTRAL		0-0-0		0-0-0		0-0-0	
RPI S	Opponent	Score	RPI S	Opponent	Score	RPI S	Opponent	Score	RPI S	Opponent	Score	
3 A	Louisville	4 13	29 A	St. John's (NY)	3 4	78 H	Seton Hall	2 1	103 A	Wright St.	7 8	
7 A	Kentucky	0 6	29 A	St. John's (NY)	3 7	78 H	Seton Hall	3 6	103 H	Wright St.	7 4	
15 A	Southern Miss.	0 2	29 A	St. John's (NY)	3 15	78 H	Seton Hall	9 0	111 A	Troy	6 2	
15 A	Southern Miss.	2 0	34 A	Indiana	3 14	82 A	Cincinnati	9 1	111 A	Troy	1 2	
15 A	Southern Miss.	0 10	34 A	Indiana	0 1	82 A	Cincinnati	8 10	111 A	Troy	8 2	
			34 A	Indiana	7 11	83 A	Charlotte	1 7	111 A	Troy	2 5	
						83 A	Charlotte	7 6	137 H	Butler	3 2	
						83 A	Charlotte	1 2	137 H	Butler	17 12	
						92 A	Georgia	8 7	137 H	Butler	13 4	
						92 A	Georgia	6 11	150 A	Ohio St.	3 2	
									150 H	Ohio St.	5 4	
									150 H	Ohio St.	6 5	
									165 A	Creighton	2 1	
									209 N	Penn St.	10 4	
									209 N	Penn St.	1 6	
									209 N	Penn St.	7 5	
									209 N	Penn St.	5 7	
									221 A	Miami (OH)	0 7	
									221 H	Miami (OH)	9 4	
									221 N	Miami (OH)	6 12	
									256 A	Villanova	0 1	
									256 A	Villanova	2 3	
									256 A	Villanova	10 1	
									281 H	Illinois St.	9 8	
									281 H	Illinois St.	5 7	
									281 H	Illinois St.	3 2	
									290 H	Fairleigh Dickinson	15 3	
			LAST 10 GAMES									
			29 A	St. John's (NY)	3 15	34 A	Indiana	3 14	256 A	Villanova	10 1	
			29 A	St. John's (NY)	3 4	34 A	Indiana	0 1	281 H	Illinois St.	9 8	
			29 A	St. John's (NY)	3 7	165 A	Creighton	2 1	281 H	Illinois St.	5 7	
			82 A	Cincinnati	8 10	7 A	Kentucky	0 6	281 H	Illinois St.	3 2	
			34 A	Indiana	7 11	137 H	Butler	3 2	290 H	Fairleigh Dickinson	15 3	

Non-Div. I Games:

Xavier

RPI	S	Opponent	Score	
290	H	Fairleigh Dickinson	22	9
290	H	Fairleigh Dickinson	8	5

X
a
v
i
e
r

X
a
v
i
e
r

Xavier

Average RPI Win:		160	WON-LOST RECORD		WINNING PCT. RANK	LAST 10 GAMES		STRENGTH OF SCHEDULE		OPP. STRENGTH OF SCHEDULE	TEAM RPI	ADJ RPI	CONF. RPI	ADJ CONF. RPI			
Average RPI Loss:		128															
DIV. I ONLY			32-20-0		.61538	64	5-5-0		147	125	107	.51817	107	20	20		
DIV. I NON-CONF.			20-13-0		.60606	85	2-0-0		119	80	116	.51646	116	22	22		
TOTALS		RPI 1-25		RPI 26-50		W-L RECORDS		RPI 51-100		RPI 101-150		RPI 150+					
32-20-0		1-4-0		0-0-0		OVERALL		7-2-0		5-6-0		19-8-0					
24-11-0		1-1-0		0-0-0		HOME		5-2-0		3-3-0		15-5-0					
8-9-0		0-3-0		0-0-0		AWAY		2-0-0		2-3-0		4-3-0					
0-0-0		0-0-0		0-0-0		NEUTRAL		0-0-0		0-0-0		0-0-0					
20-13-0		1-4-0		0-0-0		NON-CONFERENCE		3-2-0		5-3-0		11-4-0					
16-10-0		1-1-0		0-0-0		HOME		2-2-0		3-3-0		10-4-0					
4-3-0		0-3-0		0-0-		AWAY		1-0-0		2-0-0		1-0-0					
0-0-0		0-0-0		0-0-0		NEUTRAL		0-0-0		0-0-0		0-0-0					
12-7-0		0-0-0		0-0-0		CONFERENCE		4-0-0		0-3-0		8-4-0					
8-1-0		0-0-0		0-0-0		HOME		3-0-0		0-0-0		5-1-0					
4-6-0		0-0-0		0-0-0		AWAY		1-0-0		0-3-0		3-3-0					
0-0-0		0-0-0		0-0-0		NEUTRAL		0-0-0		0-0-0		0-0-0					
RPI	S	Opponent		Score		RPI	S	Opponent		Score		RPI	S	Opponent		Score	
5	A	Florida		1	2							101	H	Rutgers		4	12
19	A	South Fla.		3	7							101	H	Rutgers		1	2
19	H	South Fla.		2	4							101	H	Rutgers		13	2
25	A	UCF		2	3							101	H	Rutgers		15	1
25	H	UCF		2	1							114	A	Florida A&M		9	2
												114	H	Florida A&M		6	5
												142	A	Col. of Charleston		11	2
												142	H	Col. of Charleston		3	20
												147	A	Stetson		3	4
												147	A	Stetson		1	2
												147	A	Stetson		2	3
												164	H	Kennesaw St.		9	2
												164	H	Kennesaw St.		3	8
												164	H	Kennesaw St.		4	3
												167	H	Northeastern		11	1
												167	H	Northeastern		17	6
												167	H	Northeastern		6	7
												167	H	Northeastern		1	9
												171	H	Radford		9	2
												171	H	Radford		9	0
												171	H	Radford		7	8
												191	H	Bradley		4	2
												191	H	Bradley		2	4
												191	H	Bradley		9	5
												192	H	Penn		6	0
												192	H	Penn		7	3
												192	H	Penn		3	2
						LAST 10 GAMES											
						147	A	Stetson		1	2	253	A	USC Upstate		1	2
						147	A	Stetson		3	4	114	A	Florida A&M		9	2
						147	A	Stetson		2	3	25	H	UCF		2	1
						253	A	USC Upstate		3	4	55	H	FGCU		10	5
						253	A	USC Upstate		7	2	55	H	FGCU		8	2

Non-Div. I Games:

North Florida

RPI	S	Opponent	Score	
205	A	Lipscomb	7	5
205	A	Lipscomb	11	1
205	A	Lipscomb	1	8
253	A	USC Upstate	7	2
253	A	USC Upstate	1	2
253	A	USC Upstate	3	4
287	A	Savannah St.	12	3
287	H	Savannah St.	7	2
289	H	NJIT	16	1
289	H	NJIT	13	8
289	H	NJIT	6	3

North Florida

N
o
r
t
h
F
l
o
r
i
d
a

N
o
r
t
h
F
l
o
r
i
d
a

RPI	S	Opponent	Score	
237	H	Saint Joseph's	7	6
259	H	Longwood	5	4
260	A	Norfolk St.	8	3
260	H	Norfolk St.	5	2
262	A	Massachusetts	11	1
262	A	Massachusetts	2	0
262	A	Massachusetts	8	0
268	A	Dayton	6	7
268	A	Dayton	2	4
268	A	Dayton	9	1
280	H	La Salle	3	0
280	H	La Salle	7	0
280	H	La Salle	8	1

VCU

V
C
U

V
C
U

Average RPI Win:		211	WON-LOST RECORD		WINNING PCT. RANK		LAST 10 GAMES		STRENGTH OF SCHEDULE		OPP. STRENGTH OF SCHEDULE		TEAM RPI		ADJ RPI		CONF. RPI		ADJ CONF. RPI	
DIV. I ONLY			30-19-0		.61224 67		7-3-0		194		176		109		.51692 109		25		25	
DIV. I NON-CONF.			13-15-0		.46429 175		1-0-0		97		55		140		.50494 140		26		26	
TOTALS		RPI 1-25		RPI 26-50		W-L RECORDS		RPI 51-100		RPI 101-150		RPI 150+								
30-19-0		0-5-0		1-2-0		OVERALL		5-4-0		3-7-0		21-1-0								
15-8-0		0-1-0		0-1-0		HOME		3-1-0		2-5-0		10-0-0								
15-9-0		0-3-0		1-0-0		AWAY		2-3-0		1-2-0		11-1-0								
0-2-0		0-1-0		0-1-0		NEUTRAL		0-0-0		0-0-0		0-0-0								
13-15-0		0-5-0		1-2-0		NON-CONFERENCE		5-4-0		3-4-0		4-0-0								
9-5-0		0-1-0		0-1-0		HOME		3-1-0		2-2-0		4-0-0								
4-8-0		0-3-0		1-0-		AWAY		2-3-0		1-2-0		0-0-0								
0-2-0		0-1-0		0-1-0		NEUTRAL		0-0-0		0-0-0		0-0-0								
17-4-0		0-0-0		0-0-0		CONFERENCE		0-0-0		0-3-0		17-1-0								
6-3-0		0-0-0		0-0-0		HOME		0-0-0		0-3-0		6-0-0								
11-1-0		0-0-0		0-0-0		AWAY		0-0-0		0-0-0		11-1-0								
0-0-0		0-0-0		0-0-0		NEUTRAL		0-0-0		0-0-0		0-0-0								
RPI	S	Opponent		Score		RPI	S	Opponent		Score		RPI	S	Opponent		Score				
4	A	Texas Tech		1	16	49	A	New Mexico		12	5	51	A	Utah		1	5			
4	H	Texas Tech		4	15	49	H	New Mexico		3	5	51	A	Utah		1	5			
4	N	Texas Tech		4	6	49	N	New Mexico		2	8	51	A	Utah		3	0			
16	A	Arizona		2	11							62	H	Yale		16	5			
16	A	Arizona		3	6							62	H	Yale		7	3			
												62	H	Yale		1	3			
												62	H	Yale		18	5			
												70	A	BYU		8	6			
												88	A	Arizona St.		5	12			
														144 H Bryant		4	3			
														144 H Bryant		3	6			
														211 A Sacramento St.		8	4			
														211 A Sacramento St.		5	2			
														211 A Sacramento St.		1	2			
														247 H Northern Colo.		7	4			
														247 H Northern Colo.		10	3			
														247 H Northern Colo.		6	2			
														252 H UTRGV		15	5			
														252 H UTRGV		10	2			
														252 H UTRGV		7	4			
														264 A Utah Valley		24	1			
														264 A Utah Valley		16	6			
														264 A Utah Valley		6	0			
														273 A Seattle U		6	4			
														273 A Seattle U		8	5			
														273 A Seattle U		6	2			
														282 A Chicago St.		3	1			
														282 A Chicago St.		10	4			

Non-Div. I Games: Benedictine Mesa 8 6 Sul Ross St. 19 9 Benedictine Mesa 10 7 New Mexico St.

RPI	S	Opponent	Score	
282	A	Chicago St.	12	1
297	H	Mt. St. Mary's	25	4
297	H	Mt. St. Mary's	6	3
297	H	Mt. St. Mary's	29	1
297	H	Mt. St. Mary's	13	2

New Mexico St.

N
e
w
M
e
x
i
c
o
s
t
.

N
e
w
M
e
x
i
c
o
s
t
.

Average RPI Win:		123	WON-LOST RECORD		WINNING PCT. RANK	LAST 10 GAMES		STRENGTH OF SCHEDULE		OPP. STRENGTH OF SCHEDULE		TEAM RPI	ADJ RPI	CONF. RPI	ADJ CONF. RPI		
DIV. I ONLY			19-28-0		.40426	225		27		42		110	.51578	110	4	4	
DIV. I NON-CONF.			12-10-0		.54545	116		33		174		71	.5379	71	3	3	
TOTALS		RPI 1-25		RPI 26-50		W-L RECORDS		RPI 51-100		RPI 101-150		RPI 150+					
19-28-0		4-10-0		1-3-0		OVERALL		5-12-0		3-1-0		6-2-0					
13-11-0		2-2-0		1-1-0		HOME		3-5-0		2-1-0		5-2-0					
5-17-0		2-8-0		0-2-0		AWAY		1-7-0		1-0-0		1-0-0					
1-0-0		0-0-0		0-0-0		NEUTRAL		1-0-0		0-0-0		0-0-0					
12-10-0		2-3-0		1-3-0		NON-CONFERENCE		2-2-0		1-0-0		6-2-0					
8-4-0		1-0-0		1-1-0		HOME		1-1-0		0-0-0		5-2-0					
4-6-0		1-3-0		0-0-		AWAY		1-1-0		1-0-0		1-0-0					
0-0-0		0-0-0		0-0-0		NEUTRAL		0-0-0		0-0-0		0-0-0					
7-18-0		2-7-0		0-0-0		CONFERENCE		3-10-0		2-1-0		0-0-0					
5-7-0		1-2-0		0-0-0		HOME		2-4-0		2-1-0		0-0-0					
1-11-0		1-5-0		0-0-0		AWAY		0-6-0		0-0-0		0-0-0					
1-0-0		0-0-0		0-0-0		NEUTRAL		1-0-0		0-0-0		0-0-0					
RPI	S	Opponent		Score		RPI	S	Opponent		Score		RPI	S	Opponent		Score	
1	A	Oregon St.		7	5	31	H	Michigan		1	4	51	A	Utah		5	6
1	A	Oregon St.		1	3	45	A	Cal St. Fullerton		1	2	51	A	Utah		7	9
1	A	Oregon St.		1	10	45	A	Cal St. Fullerton		5	13	51	A	Utah		2	4
9	A	Wake Forest		5	18	45	H	Cal St. Fullerton		13	9	52	H	San Diego		3	8
9	A	Wake Forest		5	15							56	A	Loyola Marymount		3	4
9	A	Wake Forest		15	9							60	H	UCLA		0	13
13	H	Stanford		7	5							60	H	UCLA		2	4
13	H	Stanford		3	8							60	H	UCLA		0	2
13	H	Stanford		3	6							60	N	UCLA		4	3
16	A	Arizona		1	5							76	A	California		8	9
16	A	Arizona		4	9							76	A	California		6	8
16	A	Arizona		1	8							76	A	California		9	13
22	A	Long Beach St.		0	6							88	H	Arizona St.		7	4
22	H	Long Beach St.		4	3							88	H	Arizona St.		0	7
												88	H	Arizona St.		5	4
												89	A	San Diego St.		1	0
												89	H	San Diego St.		2	0
LAST 10 GAMES																	
						155	A	UC Irvine		9	7	60	H	UCLA		2	4
						51	A	Utah		5	6	60	H	UCLA		0	2
						51	A	Utah		7	9	1	A	Oregon St.		1	10
						51	A	Utah		2	4	1	A	Oregon St.		7	5
						60	H	UCLA		0	13	1	A	Oregon St.		1	3

Non-Div. I Games:

Southern California

RPI	S	Opponent	Score	
240	H	La.-Monroe	10	9
240	H	La.-Monroe	9	1
266	H	Hofstra	4	0
266	H	Hofstra	5	9
266	H	Hofstra	7	1
266	H	Hofstra	16	7

Troy

T
r
o
y

T
r
o
y

Average RPI Win: 180		WON-LOST	WINNING	LAST 10	STRENGTH OF		OPP. STRENGTH	TEAM	ADJ	CONF.	ADJ CONF.
Average RPI Loss: 127		RECORD	PCT. RANK	GAMES	SCHEDULE		OF SCHEDULE	RPI	RPI	RPI	RPI
DIV. I ONLY		28-23-0	.54902	106	7-3-0		133	165	112	.51499	112
DIV. I NON-CONF.		16-15-0	.51613	139	1-0-0		114	134	118	.51501	118
TOTALS		RPI 1-25	RPI 26-50		W-L RECORDS		RPI 51-100		RPI 101-150		RPI 150+
28-23-0		0-4-0	0-4-0		OVERALL		5-0-0		6-3-0		17-12-0
18-7-0		0-0-0	0-2-0		HOME		4-0-0		4-0-0		10-5-0
7-16-0		0-4-0	0-2-0		AWAY		0-0-0		2-3-0		5-7-0
3-0-0		0-0-0	0-0-0		NEUTRAL		1-0-0		0-0-0		2-0-0
16-15-0		0-4-0	0-4-0		NON-CONFERENCE		5-0-0		2-1-0		9-6-0
10-4-0		0-0-0	0-2-0		HOME		4-0-0		1-0-0		5-2-0
3-11-0		0-4-0	0-0-		AWAY		0-0-0		1-1-0		2-4-0
3-0-0		0-0-0	0-0-0		NEUTRAL		1-0-0		0-0-0		2-0-0
12-8-0		0-0-0	0-0-0		CONFERENCE		0-0-0		4-2-0		8-6-0
8-3-0		0-0-0	0-0-0		HOME		0-0-0		3-0-0		5-3-0
4-5-0		0-0-0	0-0-0		AWAY		0-0-0		1-2-0		3-3-0
0-0-0		0-0-0	0-0-0		NEUTRAL		0-0-0		0-0-0		0-0-0
RPI S	Opponent	Score	RPI S	Opponent	Score	RPI S	Opponent	Score	RPI S	Opponent	Score
5 A	Florida	4 5	36 A	Maryland	8 9	53 H	Rhode Island	11 2	108 A	VCU	5 1
5 A	Florida	1 8	36 H	Maryland	0 6	53 H	Rhode Island	7 3	113 A	Virginia Tech	2 3
5 A	Florida	6 11	39 A	Old Dominion	3 6	53 N	Rhode Island	2 1	113 H	Virginia Tech	19 10
10 A	Virginia	3 11	39 H	Old Dominion	6 11	62 H	Yale	10 3	142 H	Col. of Charleston	7 6
						62 H	Yale	7 6	142 H	Col. of Charleston	6 4
									142 H	Col. of Charleston	2 0
									148 A	UNCW	1 11
									148 A	UNCW	10 9
									148 A	UNCW	5 6
									151 A	Delaware	8 2
									151 A	Delaware	4 5
									151 A	Delaware	5 8
									167 H	Northeastern	1 3
									167 H	Northeastern	3 6
									184 A	George Mason	4 2
									188 A	ETSU	6 8
									188 A	ETSU	3 15
									188 A	ETSU	3 9
									189 H	UMass Lowell	6 13
									195 H	VMI	7 0
									199 H	Elon	6 7
									199 H	Elon	14 6
									199 H	Elon	8 2
									222 N	Monmouth	6 5
									226 H	James Madison	7 6
									226 H	James Madison	14 8
									226 H	James Madison	8 7
LAST 10 GAMES			LAST 10 GAMES			LAST 10 GAMES			LAST 10 GAMES		
			167 H	Northeastern	1 3	243 A	Towson	8 1			
			167 H	Northeastern	3 6	243 A	Towson	1 7			
			142 H	Col. of Charleston	2 0	243 A	Towson	12 3			
			142 H	Col. of Charleston	6 4	184 A	George Mason	4 2			
			142 H	Col. of Charleston	7 6	226 H	James Madison	7 6			

Non-Div. I Games:

William & Mary

RPI	S	Opponent	Score	
237	H	Saint Joseph's	2	3
243	A	Towson	12	3
243	A	Towson	8	1
243	A	Towson	1	7
251	A	Richmond	11	10
260	A	Norfolk St.	3	9
260	H	Norfolk St.	6	1
268	N	Dayton	7	0
291	H	Lafayette	16	1
291	H	Lafayette	5	4
291	H	Lafayette	6	5

William & Mary

W
i
l
l
i
a
m
&
M
a
r
y

W
i
l
l
i
a
m
&
M
a
r
y

Average RPI Win:		136	WON-LOST RECORD		WINNING PCT. RANK		LAST 10 GAMES		STRENGTH OF SCHEDULE		OPP. STRENGTH OF SCHEDULE		TEAM RPI		ADJ RPI		CONF. RPI		ADJ CONF. RPI	
DIV. I ONLY			22-29-0		.43137 210		2-8-0		46		45		113		.51407 113		3		3	
DIV. I NON-CONF.			13-11-0		.54167 122		1-2-0		138		189		128		.51108 127		4		4	
TOTALS		RPI 1-25		RPI 26-50		W-L RECORDS		RPI 51-100		RPI 101-150		RPI 150+								
22-29-0		2-8-0		2-8-0		OVERALL		4-2-0		3-7-0		11-4-0								
14-13-0		2-5-0		2-5-0		HOME		4-2-0		2-0-0		4-1-0								
8-16-0		0-3-0		0-3-0		AWAY		0-0-0		1-7-0		7-3-0								
0-0-0		0-0-0		0-0-0		NEUTRAL		0-0-0		0-0-0		0-0-0								
13-11-0		0-1-0		0-4-0		NON-CONFERENCE		0-0-0		2-2-0		11-4-0								
6-6-0		0-1-0		0-4-0		HOME		0-0-0		2-0-0		4-1-0								
7-5-0		0-0-0		0-0-		AWAY		0-0-0		0-2-0		7-3-0								
0-0-0		0-0-0		0-0-0		NEUTRAL		0-0-0		0-0-0		0-0-0								
9-18-0		2-7-0		2-4-0		CONFERENCE		4-2-0		1-5-0		0-0-0								
8-7-0		2-4-0		2-1-0		HOME		4-2-0		0-0-0		0-0-0								
1-11-0		0-3-0		0-3-0		AWAY		0-0-0		1-5-0		0-0-0								
0-0-0		0-0-0		0-0-0		NEUTRAL		0-0-0		0-0-0		0-0-0								
RPI	S	Opponent		Score		RPI	S	Opponent		Score		RPI	S	Opponent		Score				
2	H	North Carolina		4	9	28	H	Florida St.		2	9	65	H	Georgia Tech		3	13			
2	H	North Carolina		8	4	28	H	Florida St.		17	0	65	H	Georgia Tech		8	4			
2	H	North Carolina		0	20	28	H	Florida St.		13	12	65	H	Georgia Tech		4	6			
8	A	Clemson		3	8	40	A	North Carolina St.		2	14	87	H	Boston College		10	6			
8	A	Clemson		1	12	40	A	North Carolina St.		2	5	87	H	Boston College		16	4			
8	A	Clemson		3	6	40	A	North Carolina St.		6	8	87	H	Boston College		4	3			
10	H	Virginia		7	5	50	H	Binghamton		1	2									
10	H	Virginia		9	10	50	H	Binghamton		5	6									
10	H	Virginia		2	3	50	H	Binghamton		8	9									
20	H	West Virginia		6	8	50	H	Binghamton		5	12									
						LAST 10 GAMES														
						2 H North Carolina 0 20						40 A North Carolina St. 2 14								
						2 H North Carolina 8 4						40 A North Carolina St. 6 8								
						2 H North Carolina 4 9						40 A North Carolina St. 2 5								
						167 H Northeastern 17 5						20 H West Virginia 6 8								
						210 A Campbell 2 7						65 H Georgia Tech 4 6								
												104 A Marshall 1 3								
												104 H Marshall 7 0								
												112 A William & Mary 10 19								
												112 H William & Mary 3 2								
												119 A Duke 1 10								
												119 A Duke 5 6								
												119 A Duke 7 5								
												133 A Pittsburgh 2 8								
												133 A Pittsburgh 2 3								
												133 A Pittsburgh 5 9								
												154 H Canisius 11 0								
												167 H Northeastern 17 5								
												171 A Radford 17 6								
												171 H Radford 9 7								
												188 A ETSU 4 7								
												210 A Campbell 2 7								
												210 H Campbell 8 15								
												212 A Nevada 8 5								
												212 A Nevada 4 7								
												212 A Nevada 24 10								
												212 A Nevada 8 7								
												213 H Niagara 8 3								
												253 A USC Upstate 8 2								
												253 A USC Upstate 9 8								
												253 A USC Upstate 11 3								

Non-Div. I Games:

Virginia Tech

Average RPI Win: 179		WON-LOST RECORD		WINNING PCT. RANK		LAST 10 GAMES		STRENGTH OF SCHEDULE		OPP. STRENGTH OF SCHEDULE		TEAM RPI		ADJ RPI		CONF. RPI		ADJ CONF. RPI	
DIV. I ONLY		26-24-0		.52 133		4-6-0		65		238		114		.51404 114		27		27	
DIV. I NON-CONF.		12-14-0		.46154 178		1-3-0		2		234		73		.53703 73		29		29	
TOTALS		RPI 1-25		RPI 26-50		W-L RECORDS		RPI 51-100		RPI 101-150		RPI 150+							
26-24-0		1-3-0		2-3-0		OVERALL		4-4-0		0-2-0		19-12-0							
18-11-0		0-0-0		2-0-0		HOME		2-2-0		0-1-0		14-8-0							
8-13-0		1-3-0		0-3-0		AWAY		2-2-0		0-1-0		5-4-0							
0-0-0		0-0-0		0-0-0		NEUTRAL		0-0-0		0-0-0		0-0-0							
12-14-0		1-3-0		2-3-0		NON-CONFERENCE		0-2-0		0-2-0		9-4-0							
11-6-0		0-0-0		2-0-0		HOME		0-1-0		0-1-0		9-4-0							
1-8-0		1-3-0		0-0-		AWAY		0-1-0		0-1-0		0-0-0							
0-0-0		0-0-0		0-0-0		NEUTRAL		0-0-0		0-0-0		0-0-0							
14-10-0		0-0-0		0-0-0		CONFERENCE		4-2-0		0-0-0		10-8-0							
7-5-0		0-0-0		0-0-0		HOME		2-1-0		0-0-0		5-4-0							
7-5-0		0-0-0		0-0-0		AWAY		2-1-0		0-0-0		5-4-0							
0-0-0		0-0-0		0-0-0		NEUTRAL		0-0-0		0-0-0		0-0-0							
RPI	S	Opponent	Score		RPI	S	Opponent	Score		RPI	S	Opponent	Score						
5	A	Florida	7	8	44	A	Auburn	8	12	80	A	Jacksonville	6	10	107	A	North Florida	5	6
19	A	South Fla.	1	7	48	A	Mercer	2	9	80	H	Jacksonville	5	12	107	H	North Florida	2	9
19	A	South Fla.	1	11	48	A	Mercer	5	11	86	A	Bethune-Cookman	4	3	152	H	Wofford	8	7
19	A	South Fla.	3	2	48	H	Mercer	10	7	86	A	Bethune-Cookman	11	6	152	H	Wofford	17	4
					48	H	Mercer	9	6	86	A	Bethune-Cookman	1	5	152	H	Wofford	2	3
										86	H	Bethune-Cookman	3	1	178	H	George Washington	6	5
										86	H	Bethune-Cookman	10	9	178	H	George Washington	3	2
										86	H	Bethune-Cookman	1	8	178	H	George Washington	2	1
															188	H	ETSU	13	12
															188	H	ETSU	7	3
															188	H	ETSU	8	10
															196	H	Alabama St.	5	6
															198	A	N.C. A&T	6	4
															198	A	N.C. A&T	7	10
															198	A	N.C. A&T	8	1
															198	H	N.C. A&T	10	0
															198	H	N.C. A&T	3	4
															198	H	N.C. A&T	1	7
															224	H	Jackson St.	4	3
															224	H	Jackson St.	7	9
															224	H	Jackson St.	7	4
															255	A	N.C. Central	6	13
															255	A	N.C. Central	17	5
															255	A	N.C. Central	0	8
															255	H	N.C. Central	1	5
															255	H	N.C. Central	7	14
															224	H	Jackson St.	7	4
															224	H	Jackson St.	7	4

Non-Div. I Games:

Florida A&M

Florida A&M

Average RPI Win:	162	WON-LOST	WINNING	LAST 10	STRENGTH OF	OPP. STRENGTH	TEAM	ADJ	CONF.	ADJ CONF.	
Average RPI Loss:	185	RECORD	PCT. RANK	GAMES	SCHEDULE	OF SCHEDULE	RPI	RPI	RPI	RPI	
DIV. I ONLY	21-17-0	.55263	104	5-5-0	184	208	115	.51366	115	14	14
DIV. I NON-CONF.	12-6-0	.66667	50	1-0-0	108	269	27	.57267	27	9	9
<hr/>											
TOTALS	RPI 1-25	RPI 26-50		W-L RECORDS		RPI 51-100		RPI 101-150		RPI 150+	
21-17-0	0-0-0	2-0-0		OVERALL		2-1-0		4-2-0		13-14-0	
5-6-0	0-0-0	1-0-0		HOME		1-1-0		0-0-0		3-5-0	
14-11-0	0-0-0	1-0-0		AWAY		0-0-0		4-2-0		9-9-0	
2-0-0	0-0-0	0-0-0		NEUTRAL		1-0-0		0-0-0		1-0-0	
<hr/>											
12-6-0	0-0-0	2-0-0		NON-CONFERENCE		1-0-0		0-0-0		9-6-0	
1-0-0	0-0-0	1-0-0		HOME		0-0-0		0-0-0		0-0-0	
9-6-0	0-0-0	1-0-		AWAY		0-0-0		0-0-0		8-6-0	
2-0-0	0-0-0	0-0-0		NEUTRAL		1-0-0		0-0-0		1-0-0	
<hr/>											
9-11-0	0-0-0	0-0-0		CONFERENCE		1-1-0		4-2-0		4-8-0	
4-6-0	0-0-0	0-0-0		HOME		1-1-0		0-0-0		3-5-0	
5-5-0	0-0-0	0-0-0		AWAY		0-0-0		4-2-0		1-3-0	
0-0-0	0-0-0	0-0-0		NEUTRAL		0-0-0		0-0-0		0-0-0	
<hr/>											
RPI S	Opponent	Score	RPI S	Opponent	Score	RPI S	Opponent	Score	RPI S	Opponent	Score
			50 A	Binghamton	10 2	62 H	Yale	6 4	118 A	Dartmouth	0 5
			50 H	Binghamton	6 4	62 H	Yale	2 7	118 A	Dartmouth	2 0
						81 N	Michigan St.	2 1	126 A	Columbia	7 8
									126 A	Columbia	8 7
									126 A	Columbia	12 6
									126 A	Columbia	9 5
									181 A	Princeton	5 9
									181 A	Princeton	7 9
									181 H	Princeton	5 1
									181 H	Princeton	13 1
									184 A	George Mason	4 11
									184 A	George Mason	7 3
									184 A	George Mason	9 3
									187 A	Harvard	9 5
									187 A	Harvard	5 7
									192 H	Penn	2 3
									192 H	Penn	0 4
									192 H	Penn	0 5
									192 H	Penn	2 0
									201 A	Navy	8 5
									201 A	Navy	7 8
			LAST 10 GAMES						201 A	Navy	5 2
			181 H	Princeton	5 1	192 H	Penn	0 4	203 A	Georgetown	1 3
			181 H	Princeton	13 1	192 H	Penn	2 3	209 A	Penn St.	2 8
			181 A	Princeton	7 9	192 H	Penn	0 5	210 N	Campbell	3 2
			181 A	Princeton	5 9	192 H	Penn	2 0	215 H	Brown	4 7
			50 A	Binghamton	10 2	126 A	Columbia	9 5	215 H	Brown	1 8

Non-Div. I Games:

Cornell

RPI	S	Opponent	Score	
230	A	Bucknell	11	4
230	A	Bucknell	5	2
230	A	Bucknell	7	3
230	A	Bucknell	0	1
243	A	Towson	27	14
251	A	Richmond	7	8

Cornell

C
o
r
n
e
l
l

C
o
r
n
e
l
l

Average RPI Win:	134	WON-LOST RECORD	WINNING PCT. RANK	LAST 10 GAMES	STRENGTH OF SCHEDULE	OPP. STRENGTH OF SCHEDULE	TEAM RPI	ADJ RPI	CONF. RPI	ADJ CONF. RPI		
DIV. I ONLY		24-23-0	.51064	139	6-4-0	123	55	116	.51343	116	4	4
DIV. I NON-CONF.		14-9-0	.6087	79	0-1-0	124	231	88	.52978	88	3	3
<hr/>												
TOTALS	RPI 1-25	RPI 26-50		W-L RECORDS		RPI 51-100		RPI 101-150		RPI 150+		
24-23-0	1-3-0	0-0-0		OVERALL		10-14-0		4-2-0		9-4-0		
18-7-0	1-2-0	0-0-0		HOME		6-4-0		3-0-0		8-1-0		
6-16-0	0-1-0	0-0-0		AWAY		4-10-0		1-2-0		1-3-0		
0-0-0	0-0-0	0-0-0		NEUTRAL		0-0-0		0-0-0		0-0-0		
14-9-0	0-1-0	0-0-0		NON-CONFERENCE		2-4-0		3-0-0		9-4-0		
11-2-0	0-0-0	0-0-0		HOME		0-1-0		3-0-0		8-1-0		
3-7-0	0-1-0	0-0-		AWAY		2-3-0		0-0-0		1-3-0		
0-0-0	0-0-0	0-0-0		NEUTRAL		0-0-0		0-0-0		0-0-0		
10-14-0	1-2-0	0-0-0		CONFERENCE		8-10-0		1-2-0		0-0-0		
7-5-0	1-2-0	0-0-0		HOME		6-3-0		0-0-0		0-0-0		
3-9-0	0-0-0	0-0-0		AWAY		2-7-0		1-2-0		0-0-0		
0-0-0	0-0-0	0-0-0		NEUTRAL		0-0-0		0-0-0		0-0-0		
RPI	S	Opponent	Score	RPI	S	Opponent	Score	RPI	S	Opponent	Score	
16	H	Arizona	5 19					51	A	Utah	5 4	
16	H	Arizona	5 6					51	A	Utah	10 1	
16	H	Arizona	9 3					51	A	Utah	1 2	
22	A	Long Beach St.	7 8					56	A	Loyola Marymount	6 3	
								56	A	Loyola Marymount	5 18	
								56	A	Loyola Marymount	7 4	
								56	A	Loyola Marymount	3 7	
								60	H	UCLA	7 3	
								60	H	UCLA	2 12	
								60	H	UCLA	7 1	
								66	H	Washington	6 3	
								66	H	Washington	1 7	
								66	H	Washington	5 4	
								68	A	Gonzaga	4 9	
								68	H	Oregon	2 1	
								68	H	Oregon	2 8	
								68	H	Gonzaga	3 7	
								68	H	Oregon	6 5	
								76	A	California	2 12	
								76	A	California	5 9	

Non-Div. I Games:

Washington St.

W
a
s
h
i
n
g
t
o
n
s
t
.

1
2
3
4
5
6
7
8
9
10
11
12

RPI	S	Opponent	Score
76	A	California	2 7
88	A	Arizona St.	4 5
88	A	Arizona St.	7 10
88	A	Arizona St.	5 6

68	H Oregon	2	8
51	A Utah	5	4
51	A Utah	10	1
51	A Utah	1	2
68	H Gonzaga	3	7

Average RPI Win: 132		WON-LOST	WINNING	LAST 10	STRENGTH OF		OPP. STRENGTH	TEAM	ADJ	CONF.	ADJ CONF.
Average RPI Loss: 89		RECORD	PCT. RANK	GAMES	SCHEDULE		OF SCHEDULE	RPI	RPI	RPI	RPI
DIV. I ONLY		22-29-0	.43137	210	2-8-0		63	67	117	.51294	117
DIV. I NON-CONF.		14-10-0	.58333	97	1-0-0		37	73	47	.55447	47
TOTALS		RPI 1-25	RPI 26-50		W-L RECORDS		RPI 51-100		RPI 101-150		RPI 150+
22-29-0		0-5-0	3-4-0		OVERALL		6-13-0		2-1-0		11-6-0
12-11-0		0-5-0	1-2-0		HOME		1-0-0		0-0-0		10-4-0
10-18-0		0-0-0	2-2-0		AWAY		5-13-0		2-1-0		1-2-0
0-0-0		0-0-0	0-0-0		NEUTRAL		0-0-0		0-0-0		0-0-0
14-10-0		0-2-0	2-2-0		NON-CONFERENCE		5-2-0		0-0-0		7-4-0
7-4-0		0-2-0	0-0-0		HOME		1-0-0		0-0-0		6-2-0
7-6-0		0-0-0	2-0-		AWAY		4-2-0		0-0-0		1-2-0
0-0-0		0-0-0	0-0-0		NEUTRAL		0-0-0		0-0-0		0-0-0
8-19-0		0-3-0	1-2-0		CONFERENCE		1-11-0		2-1-0		4-2-0
5-7-0		0-3-0	1-2-0		HOME		0-0-0		0-0-0		4-2-0
3-12-0		0-0-0	0-0-0		AWAY		1-11-0		2-1-0		0-0-0
0-0-0		0-0-0	0-0-0		NEUTRAL		0-0-0		0-0-0		0-0-0
RPI S	Opponent	Score	RPI S	Opponent	Score	RPI S	Opponent	Score	RPI S	Opponent	Score
14 H	Missouri St.	0 5	34 A	Indiana	5 3	64 A	Rice	3 5	104 A	Marshall	8 6
15 H	Southern Miss.	7 14	34 A	Indiana	1 12	64 A	Rice	13 1	104 A	Marshall	6 4
15 H	Southern Miss.	9 13	34 A	Indiana	0 6	64 A	Rice	0 4	104 A	Marshall	6 8
15 H	Southern Miss.	3 4	39 H	Old Dominion	17 6	72 A	Ga. Southern	5 8	160 A	Belmont	6 4
21 H	Vanderbilt	2 21	39 H	Old Dominion	8 9	72 A	Ga. Southern	6 5	160 H	Belmont	10 4
			39 H	Old Dominion	3 5	72 A	Ga. Southern	6 7	164 H	Kennesaw St.	5 19
			42 A	Tennessee	7 4	75 A	Fla. Atlantic	1 10	164 H	Kennesaw St.	3 0
						75 A	Fla. Atlantic	6 7	164 H	Kennesaw St.	9 7
						75 A	Fla. Atlantic	6 7	173 A	Austin Peay	8 21
						83 A	Charlotte	2 10	173 H	Austin Peay	3 2
						83 A	Charlotte	4 7	174 H	UAB	11 10
						83 A	Charlotte	5 12	174 H	UAB	13 3
						91 A	UTSA	2 3	174 H	UAB	18 3
						91 A	UTSA	9 10	204 H	Northwestern	11 4
						91 A	UTSA	7 14	205 A	Lipscomb	2 3
						94 A	Tennessee Tech	18 7	205 H	Lipscomb	2 16
						94 H	Tennessee Tech	11 9	239 H	Western Ky.	10 9
						95 A	Memphis	6 5	239 H	Western Ky.	3 10
						95 A	Memphis	11 7	239 H	Western Ky.	2 4
									271 H	Bowling Green	20 8
LAST 10 GAMES											
			64 A	Rice	0 4	91 A	UTSA	7 14			
			64 A	Rice	13 1	91 A	UTSA	2 3			
			64 A	Rice	3 5	15 H	Southern Miss.	9 13			
			94 H	Tennessee Tech	11 9	15 H	Southern Miss.	3 4			
			91 A	UTSA	9 10	15 H	Southern Miss.	7 14			

Non-Div. I Games:

Middle Tenn.

Average RPI Win:	143	WON-LOST RECORD	WINNING PCT. RANK	LAST 10 GAMES	STRENGTH OF SCHEDULE	OPP. STRENGTH OF SCHEDULE	TEAM RPI	ADJ RPI	CONF. RPI	ADJ CONF. RPI	
DIV. I ONLY	20-17-1	.53947	115	4-5-1	193	97	119	.5125	118	14	14
DIV. I NON-CONF.	9-8-1	.52778	131	1-0-1	179	28	91	.52797	91	9	9
<hr/>											
TOTALS	RPI 1-25	RPI 26-50		W-L RECORDS	RPI 51-100		RPI 101-150		RPI 150+		
20-17-1	2-1-0	0-0-0		OVERALL	4-5-0		4-2-0		10-9-1		
7-5-0	0-0-0	0-0-0		HOME	1-0-0		1-1-0		5-4-0		
11-11-1	2-1-0	0-0-0		AWAY	3-5-0		2-0-0		4-5-1		
2-1-0	0-0-0	0-0-0		NEUTRAL	0-0-0		1-1-0		1-0-0		
9-8-1	2-1-0	0-0-0		NON-CONFERENCE	3-2-0		1-1-0		3-4-1		
1-1-0	0-0-0	0-0-0		HOME	1-0-0		0-0-0		0-1-0		
6-6-1	2-1-0	0-0-		AWAY	2-2-0		0-0-0		2-3-1		
2-1-0	0-0-0	0-0-0		NEUTRAL	0-0-0		1-1-0		1-0-0		
11-9-0	0-0-0	0-0-0		CONFERENCE	1-3-0		3-1-0		7-5-0		
6-4-0	0-0-0	0-0-0		HOME	0-0-0		1-1-0		5-3-0		
5-5-0	0-0-0	0-0-0		AWAY	1-3-0		2-0-0		2-2-0		
0-0-0	0-0-0	0-0-0		NEUTRAL	0-0-0		0-0-0		0-0-0		
RPI S	Opponent	Score	RPI S	Opponent	Score	RPI S	Opponent	Score	RPI S	Opponent	Score
25 A	UCF	4 3				61 A	Miami (FL)	1 0	115 H	Cornell	0 2
25 A	UCF	0 15				61 A	Miami (FL)	2 3	115 H	Cornell	5 0
25 A	UCF	4 1				61 A	Miami (FL)	5 0	126 A	Columbia	6 2
						62 A	Yale	0 8	126 A	Columbia	9 2
						62 A	Yale	1 6	128 N	St. Bonaventure	7 8
						62 A	Yale	7 2	128 N	St. Bonaventure	13 1
						62 A	Yale	3 11	181 H	Princeton	2 4
						86 A	Bethune-Cookman	2 9	181 H	Princeton	7 6
						87 H	Boston College	8 3	186 N	Eastern Mich.	8 4
									187 A	Harvard	7 8
									187 A	Harvard	3 0
									187 H	Harvard	2 1
									187 H	Harvard	6 7
									189 H	UMass Lowell	5 9
									192 A	Penn	6 7
									192 A	Penn	9 5
									215 H	Brown	7 1
									215 H	Brown	3 1
									215 H	Brown	8 9
									215 H	Brown	5 1
									219 A	Holy Cross	2 5
									228 A	The Citadel	10 9
									228 A	The Citadel	7 8
									228 A	The Citadel	4 5
									228 A	The Citadel	7 2
									245 A	Siena	9 9
									</		

Non-Div. I Games: Chicago 19 11 Southern Me. 9 1 Dartmouth

Average RPI Win:		153	WON-LOST RECORD		WINNING PCT. RANK		LAST 10 GAMES		STRENGTH OF SCHEDULE		OPP. STRENGTH OF SCHEDULE		TEAM RPI		ADJ RPI		CONF. RPI		ADJ CONF. RPI	
Average RPI Loss:		68	26-25-0		.5098 145		5-5-0		87		48		120		.51248 119		3		3	
DIV. I ONLY			15-9-0		.625 70		2-1-0		187		155		138		.50606 138		4		4	
DIV. I NON-CONF.																				
TOTALS		RPI 1-25		RPI 26-50		W-L RECORDS		RPI 51-100		RPI 101-150		RPI 150+								
26-25-0		3-8-0		0-0-0		OVERALL		5-12-0		4-4-0		14-1-0								
20-11-0		1-2-0		0-0-0		HOME		3-4-0		4-4-0		12-1-0								
6-10-0		2-4-0		0-0-0		AWAY		2-6-0		0-0-0		2-0-0								
0-4-0		0-2-0		0-0-0		NEUTRAL		0-2-0		0-0-0		0-0-0								
15-9-0		0-2-0		0-0-0		NON-CONFERENCE		0-5-0		1-1-0		14-1-0								
13-3-0		0-0-0		0-0-0		HOME		0-1-0		1-1-0		12-1-0								
2-2-0		0-0-0		0-0-0		AWAY		0-2-0		0-0-0		2-0-0								
0-4-0		0-2-0		0-0-0		NEUTRAL		0-2-0		0-0-0		0-0-0								
11-16-0		3-6-0		0-0-0		CONFERENCE		5-7-0		3-3-0		0-0-0								
7-8-0		1-2-0		0-0-0		HOME		3-3-0		3-3-0		0-0-0								
4-8-0		2-4-0		0-0-0		AWAY		2-4-0		0-0-0		0-0-0								
0-0-0		0-0-0		0-0-0		NEUTRAL		0-0-0		0-0-0		0-0-0								
RPI	S	Opponent		Score		RPI	S	Opponent		Score		RPI	S	Opponent		Score				
1	N	Oregon St.		3	6			54	A	Liberty		4	8	110	H	Southern California		0	2	
1	N	Oregon St.		2	11			61	A	Miami (FL)		7	9	113	H	Virginia Tech		6	5	
3	A	Louisville		5	7			61	A	Miami (FL)		0	7	113	H	Virginia Tech		5	7	
3	A	Louisville		5	3			61	A	Miami (FL)		5	2	113	H	Virginia Tech		10	1	
3	A	Louisville		0	10			65	H	Georgia Tech		7	5	133	H	Pittsburgh		2	6	
9	H	Wake Forest		4	8			65	H	Georgia Tech		3	5	133	H	Pittsburgh		8	9	
9	H	Wake Forest		7	3			65	H	Georgia Tech		12	5	133	H	Pittsburgh		14	0	
9	H	Wake Forest		2	11			68	N	Gonzaga		1	6	143	H	Davidson		8	6	
10	A	Virginia		6	13			68	N	Gonzaga		1	4	156	H	Presbyterian		14	6	
10	A	Virginia		6	13			85	A	East Carolina		1	5	181	H	Princeton		6	1	
10	A	Virginia		19	3			85	H	East Carolina		4	9	181	H	Princeton		7	1	
								87	H	Boston College		9	2	181	H	Princeton		9	2	
								87	H	Boston College		1	3	181	H	Princeton		3	1	
								87	H	Boston College		6	15	198	H	N.C. A&T		10	2	
								97	A	Notre Dame		4	5	210	A	Campbell		12	10	
								97	A	Notre Dame		14	1	210	H	Campbell		9	0	
								97	A	Notre Dame		2	3	238	H	Army West Point		5	1	
														238	H	Army West Point		5	9	
														238	H	Army West Point		8	5	
														255	A	N.C. Central		14	6	
														255	H	N.C. Central		8	4	
														288	H	UMES		10	3	
														297	H	Mt. St. Mary's		10	3	
LAST 10 GAMES																				
65	H	Georgia Tech		3	5	97	A	Notre Dame		2	3	297	H	Mt. St. Mary's		10	3			
65	H	Georgia Tech		12	5	97	A	Notre Dame		14	1									
65	H	Georgia Tech		7	5	97	A	Notre Dame		4	5									
85	A	East Carolina		1	5	156	H	Presbyterian		14	6									
210	H	Campbell		9	0	3	A	Louisville		0	10									

Non-Div. I Games:

Duke

Average RPI Win:	164	WON-LOST	WINNING	LAST 10	STRENGTH OF	OPP. STRENGTH	TEAM	ADJ	CONF.	ADJ CONF.	
Average RPI Loss:	114	RECORD	PCT. RANK	GAMES	SCHEDULE	OF SCHEDULE	RPI	RPI	RPI	RPI	
DIV. I ONLY	28-23-0	.54902	106	4-6-0	161	90	121	.51243	120	12	12
DIV. I NON-CONF.	19-11-0	.63333	68	0-1-0	164	53	87	.53014	87	17	17
<hr/>											
TOTALS	RPI 1-25	RPI 26-50		W-L RECORDS		RPI 51-100		RPI 101-150		RPI 150+	
28-23-0	0-0-0	3-8-0		OVERALL		2-2-0		4-4-0		19-9-0	
17-9-0	0-0-0	2-2-0		HOME		0-0-0		4-3-0		11-4-0	
11-14-0	0-0-0	1-6-0		AWAY		2-2-0		0-1-0		8-5-0	
0-0-0	0-0-0	0-0-0		NEUTRAL		0-0-0		0-0-0		0-0-0	
19-11-0	0-0-0	3-5-0		NON-CONFERENCE		2-2-0		1-1-0		13-3-0	
12-5-0	0-0-0	2-2-0		HOME		0-0-0		1-0-0		9-3-0	
7-6-0	0-0-0	1-0-		AWAY		2-2-0		0-1-0		4-0-0	
0-0-0	0-0-0	0-0-0		NEUTRAL		0-0-0		0-0-0		0-0-0	
9-12-0	0-0-0	0-3-0		CONFERENCE		0-0-0		3-3-0		6-6-0	
5-4-0	0-0-0	0-0-0		HOME		0-0-0		3-3-0		2-1-0	
4-8-0	0-0-0	0-3-0		AWAY		0-0-0		0-0-0		4-5-0	
0-0-0	0-0-0	0-0-0		NEUTRAL		0-0-0		0-0-0		0-0-0	
RPI	S	Opponent	Score	RPI	S	Opponent	Score	RPI	S	Opponent	Score
				28	A	Florida St.	3 16	59	A	Kansas	4 6
				28	A	Florida St.	0 8	59	A	Kansas	6 1
				28	A	Florida St.	4 13	59	A	Kansas	8 6
				34	H	Indiana	6 5	100	A	Jacksonville St.	5 9
				34	H	Indiana	5 3				
				34	H	Indiana	5 10				
				44	A	Auburn	7 6				
				44	H	Auburn	15 16				
				48	A	Mercer	1 7				
				48	A	Mercer	2 4				
				48	A	Mercer	6 9				
				LAST 10 GAMES							
				188	A	ETSU	6 7	136	H	Furman	1 4
				188	A	ETSU	8 10	174	H	UAB	3 9
				188	A	ETSU	6 3	102	H	Western Caro.	7 0
				136	H	Furman	4 3	102	H	Western Caro.	5 6
				136	H	Furman	2 3	102	H	Western Caro.	8 3

Non-Div. I Games:

Samford

RPI	S	Opponent	Score	
202	H	Eastern Ill.	7	6
208	H	UNC Asheville	4	6
208	H	UNC Asheville	6	2
208	H	UNC Asheville	4	1
228	H	The Citadel	7	4
228	H	The Citadel	6	8
228	H	The Citadel	1	0
295	A	Alabama A&M	31	1
295	H	Alabama A&M	11	3

S
a
m
f
o
r
d

S
a
m
f
o
r
d

Samford

Average RPI Win:		127	WON-LOST RECORD		WINNING PCT. RANK		LAST 10 GAMES		STRENGTH OF SCHEDULE		OPP. STRENGTH OF SCHEDULE		TEAM RPI		ADJ RPI		CONF. RPI		ADJ CONF. RPI				
DIV. I ONLY			21-27-0		.4375	208		3-7-0		42		93		122		.51142		121		8		8	
DIV. I NON-CONF.			14-16-0		.46667	173		0-1-0		5		129		77		.53566		77		8		8	
TOTALS		RPI 1-25		RPI 26-50		W-L RECORDS		RPI 51-100		RPI 101-150		RPI 150+											
21-27-0		1-5-0		1-2-0		OVERALL		6-10-0		3-3-0		10-7-0											
15-11-0		1-2-0		0-0-0		HOME		4-4-0		2-1-0		8-4-0											
6-16-0		0-3-0		1-2-0		AWAY		2-6-0		1-2-0		2-3-0											
0-0-0		0-0-0		0-0-0		NEUTRAL		0-0-0		0-0-0		0-0-0											
14-16-0		0-3-0		0-0-0		NON-CONFERENCE		6-10-0		2-1-0		6-2-0											
11-6-0		0-0-0		0-0-0		HOME		4-4-0		2-1-0		5-1-0											
3-10-0		0-3-0		0-0-		AWAY		2-6-0		0-0-0		1-1-0											
0-0-0		0-0-0		0-0-0		NEUTRAL		0-0-0		0-0-0		0-0-0											
7-11-0		1-2-0		1-2-0		CONFERENCE		0-0-0		1-2-0		4-5-0											
4-5-0		1-2-0		0-0-0		HOME		0-0-0		0-0-0		3-3-0											
3-6-0		0-0-0		1-2-0		AWAY		0-0-0		1-2-0		1-2-0											
0-0-0		0-0-0		0-0-0		NEUTRAL		0-0-0		0-0-0		0-0-0											
RPI	S	Opponent		Score		RPI	S	Opponent		Score		RPI	S	Opponent		Score		RPI	S	Opponent		Score	
7	A	Kentucky		1	2	45	A	Cal St. Fullerton		4	8	56	A	Loyola Marymount		6	3	109	H	New Mexico St.		7	2
7	A	Kentucky		2	3	45	A	Cal St. Fullerton		3	12	56	A	Loyola Marymount		0	1	109	H	New Mexico St.		3	7
7	A	Kentucky		1	12	45	A	Cal St. Fullerton		6	3	56	A	Loyola Marymount		2	8	109	H	New Mexico St.		8	0
22	H	Long Beach St.		3	2							58	A	Saint Mary's (CA)		5	15	139	A	UC Riverside		7	8
22	H	Long Beach St.		3	9							58	H	Saint Mary's (CA)		1	4	139	A	UC Riverside		5	9
22	H	Long Beach St.		2	5							68	H	Gonzaga		1	4	139	A	UC Riverside		6	5
												70	A	BYU		10	8	155	H	UC Irvine		7	8
												70	A	BYU		8	14	155	H	UC Irvine		8	7
												70	A	BYU		3	17	155	H	UC Irvine		11	3
												70	A	BYU		6	7	168	H	UC Davis		2	3
												79	H	Tulane		7	4	168	H	UC Davis		6	3
												79	H	Tulane		14	1	168	H	UC Davis		0	2
												79	H	Tulane		6	5	172	A	CSUN		15	6
												89	H	San Diego St.		4	5	172	A	CSUN		8	10
												89	H	San Diego St.		6	5	172	A	CSUN		3	7
												89	H	San Diego St.		3	5	175	H	Stony Brook		0	7
																		175	H	Stony Brook		8	5
																		175	H	Stony Brook		12	4
																		179	A	CSU Bakersfield		1	2
																		179	H	CSU Bakersfield		6	4
																		197	A	Pepperdine		6	3
																		197	H	Pepperdine		10	3
																		212	H	Nevada		10	3
LAST 10 GAMES																							
45	A	Cal St. Fullerton		3	12	168	H	UC Davis		2	3												
45	A	Cal St. Fullerton		6	3	168	H	UC Davis		6	3												
45	A	Cal St. Fullerton		4	8	139	A	UC Riverside		6	5												
58	A	Saint Mary's (CA)		5	15	139	A	UC Riverside		5	9												
168	H	UC Davis		0	2	139	A	UC Riverside		7	8												

Non-Div. I Games:

UC Santa Barbara

RPI	S	Opponent	Score	
271	A	Bowling Green	8	7
271	A	Bowling Green	2	3
271	A	Bowling Green	8	2
274	A	Incarnate Word	10	11
274	A	Incarnate Word	4	10
274	A	Incarnate Word	25	5
274	A	Incarnate Word	5	2

Central Mich.

C
e
n
t
r
a
l
M
i
c
h
.

C
e
n
t
r
a
l
M
i
c
h
.

Average RPI Win:		188	WON-LOST RECORD		WINNING PCT. RANK		LAST 10 GAMES		STRENGTH OF SCHEDULE		OPP. STRENGTH OF SCHEDULE		TEAM RPI		ADJ RPI		CONF. RPI		ADJ CONF. RPI				
DIV. I ONLY			25-25-1		.5	149	6-4-0		76		140		123		.51021		123	11		11			
DIV. I NON-CONF.			12-11-1		.52083	134	1-0-0		22		184		94		.52665		94	12		12			
TOTALS		RPI 1-25		RPI 26-50		W-L RECORDS		RPI 51-100		RPI 101-150		RPI 150+											
25-25-1		2-7-0		0-8-0		OVERALL		3-1-0		6-7-0		14-2-1											
19-10-0		1-1-0		0-3-0		HOME		3-1-0		4-4-0		11-1-0											
5-15-1		1-6-0		0-5-0		AWAY		0-0-0		2-3-0		2-1-1											
1-0-0		0-0-0		0-0-0		NEUTRAL		0-0-0		0-0-0		1-0-0											
12-11-1		2-7-0		0-2-0		NON-CONFERENCE		1-0-0		2-2-0		7-0-1											
10-4-0		1-1-0		0-1-0		HOME		1-0-0		2-2-0		6-0-0											
1-7-1		1-6-0		0-0-		AWAY		0-0-0		0-0-0		0-0-1											
1-0-0		0-0-0		0-0-0		NEUTRAL		0-0-0		0-0-0		1-0-0											
13-14-0		0-0-0		0-6-0		CONFERENCE		2-1-0		4-5-0		7-2-0											
9-6-0		0-0-0		0-2-0		HOME		2-1-0		2-2-0		5-1-0											
4-8-0		0-0-0		0-4-0		AWAY		0-0-0		2-3-0		2-1-0											
0-0-0		0-0-0		0-0-0		NEUTRAL		0-0-0		0-0-0		0-0-0											
RPI	S	Opponent		Score		RPI	S	Opponent		Score		RPI	S	Opponent		Score							
11	A	LSU		7	4	27	A	Southeastern La.		3	8	79	H	Tulane		9	5	105	H	Lamar University		1	9
11	H	LSU		11	8	27	H	Southeastern La.		0	8	99	H	Houston Baptist		8	3	105	H	Lamar University		6	0
14	A	Missouri St.		2	7	27	H	Southeastern La.		2	4	99	H	Houston Baptist		1	4	105	H	Lamar University		2	0
15	A	Southern Miss.		4	8	37	A	McNeese		7	9	99	H	Houston Baptist		3	1	111	H	Troy		9	12
15	H	Southern Miss.		0	6	37	A	McNeese		0	5							111	H	Troy		3	2
18	A	Arkansas		2	5	37	A	McNeese		3	5							111	H	Troy		3	4
23	A	Texas		1	7	38	A	South Ala.		7	10							129	H	Ill.-Chicago		8	5
23	A	Texas		2	3	38	H	South Ala.		6	9							132	A	Central Ark.		11	4
23	A	Texas		3	4													132	A	Central Ark.		0	10
																		132	A	Central Ark.		5	6
																		140	A	Nicholls St.		6	2
																		140	A	Nicholls St.		7	8
																		140	H	Nicholls St.		0	3
																		194	H	A&M-Corpus Christi		4	8
																		194	H	A&M-Corpus Christi		10	3
																		194	H	A&M-Corpus Christi		10	9
																		224	A	Jackson St.		5	5
																		224	H	Jackson St.		16	2
																		267	H	Abilene Christian		9	8
																		267	H	Abilene Christian		8	6
																		267	H	Abilene Christian		12	6
																		274	A	Incarnate Word		9	10
																		274	A	Incarnate Word		9	2
																		274	A	Incarnate Word		15	7
																		278	N	Grambling		10	1
																		274	A	Incarnate Word		9	10
																		278	N	Grambling		10	1
																		285	H	Prairie View		14	0
																		286	H	Alcorn		14	0
LAST 10 GAMES																							
																		99	H	Houston Baptist		3	1
																		278	N	Grambling		10	1
																		274	A	Incarnate Word		9	10
																		274	A	Incarnate Word		9	2
																		274	A	Incarnate Word		15	7
																		285	H	Prairie View		14	0
																		286	H	Alcorn		14	0

Non-Div. I Games:

New Orleans

RPI	S	Opponent	Score	
286	H	Alcorn	7	6
286	H	Alcorn	10	0
292	H	Southern U.	5	0

New Orleans

N
e
w
O
r
l
e
a
n
s

N
e
w
O
r
l
e
a
n
s

Average RPI Win: 164		WON-LOST	WINNING	LAST 10	STRENGTH OF		OPP. STRENGTH	TEAM	ADJ		CONF.	ADJ CONF.					
Average RPI Loss: 132		RECORD	PCT. RANK	GAMES	SCHEDULE		OF SCHEDULE	RPI	RPI		RPI	RPI					
DIV. I ONLY		26-24-0	.52	133	4-6-0		156	139	124		7	7					
DIV. I NON-CONF.		16-13-0	.55172	114	3-1-0		202	247	123		7	7					
<hr/>																	
TOTALS		RPI 1-25		RPI 26-50		W-L RECORDS		RPI 51-100		RPI 101-150		RPI 150+					
26-24-0		0-1-0		2-4-0		OVERALL		2-2-0		8-5-0		14-12-0					
10-10-0		0-0-0		2-4-0		HOME		1-0-0		3-1-0		4-5-0					
16-14-0		0-1-0		0-0-0		AWAY		1-2-0		5-4-0		10-7-0					
0-0-0		0-0-0		0-0-0		NEUTRAL		0-0-0		0-0-0		0-0-0					
16-13-0		0-1-0		0-0-0		NON-CONFERENCE		1-0-0		2-2-0		13-10-0					
4-4-0		0-0-0		0-0-0		HOME		1-0-0		0-1-0		3-3-0					
12-9-0		0-1-0		0-0-		AWAY		0-0-0		2-1-0		10-7-0					
0-0-0		0-0-0		0-0-0		NEUTRAL		0-0-0		0-0-0		0-0-0					
10-11-0		0-0-0		2-4-0		CONFERENCE		1-2-0		6-3-0		1-2-0					
6-6-0		0-0-0		2-4-0		HOME		0-0-0		3-0-0		1-2-0					
4-5-0		0-0-0		0-0-0		AWAY		1-2-0		3-3-0		0-0-0					
0-0-0		0-0-0		0-0-0		NEUTRAL		0-0-0		0-0-0		0-0-0					
RPI	S	Opponent		Score		RPI	S	Opponent		Score		RPI	S	Opponent		Score	
3	A	Louisville		2	13	31	H	Michigan		4	9	71	H	Kent St.		3	2
						31	H	Michigan		0	2	96	A	Iowa		2	7
						31	H	Michigan		1	5	96	A	Iowa		2	0
						34	H	Indiana		7	3	96	A	Iowa		1	5
						34	H	Indiana		6	5						
						34	H	Indiana		9	14						
												</					

Non-Div. I Games:

Purdue

RPI	S	Opponent	Score	
200	H	Valparaiso	1	5
204	H	Northwestern	7	8
204	H	Northwestern	2	1
204	H	Northwestern	2	7
207	A	Little Rock	0	13
207	A	Little Rock	0	2
207	A	Little Rock	6	4
265	A	Santa Clara	10	5
265	A	Santa Clara	12	4
265	A	Santa Clara	3	0
265	A	Santa Clara	8	7
298	H	Fort Wayne	18	0

Purdue

P
u
r
d
u
e

P
u
r
d
u
e

[illegible]

Non-Div. I Games:	West Va. Tech	19	6
--------------------------	----------------------	-----------	----------

Morehead St.

More heads.
st.

M
o
r
e
h
e
a
d
s
t
.

Morehead St.

Average RPI Win:		170	WON-LOST RECORD		WINNING PCT. RANK		LAST 10 GAMES		STRENGTH OF SCHEDULE		OPP. STRENGTH OF SCHEDULE		TEAM RPI		ADJ RPI		CONF. RPI		ADJ CONF. RPI				
DIV. I ONLY			18-23-0		.43902 207		8-2-0		119		84		126		.50927 126		14		14				
DIV. I NON-CONF.			6-14-0		.3 252		1-0-0		60		5		127		.51122 126		9		9				
TOTALS		RPI 1-25		RPI 26-50		W-L RECORDS		RPI 51-100		RPI 101-150		RPI 150+											
18-23-0		0-7-0		1-2-0		OVERALL		1-4-0		2-5-0		14-5-0											
4-8-0		0-0-0		0-0-0		HOME		0-0-0		1-5-0		3-3-0											
14-13-0		0-7-0		1-0-0		AWAY		1-4-0		1-0-0		11-2-0											
0-2-0		0-0-0		0-2-0		NEUTRAL		0-0-0		0-0-0		0-0-0											
6-14-0		0-7-0		1-2-0		NON-CONFERENCE		1-2-0		1-0-0		3-3-0											
0-1-0		0-0-0		0-0-0		HOME		0-0-0		0-0-0		0-1-0											
6-11-0		0-7-0		1-0-		AWAY		1-2-0		1-0-0		3-2-0											
0-2-0		0-0-0		0-2-0		NEUTRAL		0-0-0		0-0-0		0-0-0											
12-9-0		0-0-0		0-0-0		CONFERENCE		0-2-0		1-5-0		11-2-0											
4-7-0		0-0-0		0-0-0		HOME		0-0-0		1-5-0		3-2-0											
8-2-0		0-0-0		0-0-0		AWAY		0-2-0		0-0-0		8-0-0											
0-0-0		0-0-0		0-0-0		NEUTRAL		0-0-0		0-0-0		0-0-0											
RPI	S	Opponent		Score		RPI	S	Opponent		Score		RPI	S	Opponent		Score		RPI	S	Opponent		Score	
5	A	Florida		2	7	29	A	St. John's (NY)		7	4	62	A	Yale		3	6	101	A	Rutgers		13	7
5	A	Florida		4	8	38	N	South Ala.		1	4	62	A	Yale		4	5	115	H	Cornell		7	8
5	A	Florida		0	7	38	N	South Ala.		3	4	79	A	Tulane		11	5	115	H	Cornell		5	9
15	A	Southern Miss.		3	4							79	A	Tulane		0	7	115	H	Cornell		8	7
15	A	Southern Miss.		5	20							79	A	Tulane		7	8	115	H	Cornell		6	12
24	A	Mississippi St.		8	11													118	H	Dartmouth		2	6
24	A	Mississippi St.		4	5													118	H	Dartmouth		2	9
																		181	A	Princeton		21	5
																		181	A	Princeton		6	4
																		181	A	Princeton		5	4
																		181	A	Princeton		15	2
																		187	H	Harvard		2	0
																		187	H	Harvard		5	1
																		192	A	Penn		7	5
																		192	A	Penn		14	4
																		192	H	Penn		6	7
																		192	H	Penn		3	6
																		192	H	Penn		12	7
																		209	A	Penn St.		4	2
																		209	A	Penn St.		6	10
																		209	A	Penn St.		8	5
																		209	A	Penn St.		7	11
																		215	A	Brown		3	1
																		215	A	Brown		9	5
																		217	A	Fordham		6	1
																		222	H	Monmouth		12	17
					LAST 10 GAMES																		
						192	H	Penn		3	6	101	A	Rutgers		13	7	215	A	Brown		3	1
						192	A	Penn		7	5	181	A	Princeton		21	5	215	A	Brown		9	5
						192	A	Penn		14	4	181	A	Princeton		15	2	217	A	Fordham		6	1
						192	H	Penn		12	7	181	A	Princeton		5	4	222	H	Monmouth		12	17
						192	H	Penn		6	7	181	A	Princeton		6	4						

Non-Div. I Games:

Columbia

Average RPI Win: 135		WON-LOST RECORD		WINNING PCT. RANK		LAST 10 GAMES		STRENGTH OF SCHEDULE		OPP. STRENGTH OF SCHEDULE		TEAM RPI		ADJ RPI		CONF. RPI		ADJ CONF. RPI					
DIV. I ONLY		23-27-0		.46 182		5-5-0		83		87		127		.5092 127		8		8					
DIV. I NON-CONF.		12-20-0		.375 229		2-2-0		94		84		181		.48518 181		8		8					
TOTALS		RPI 1-25		RPI 26-50		W-L RECORDS		RPI 51-100		RPI 101-150		RPI 150+											
23-27-0		1-3-0		3-4-0		OVERALL		4-9-0		2-1-0		13-10-0											
14-10-0		0-0-0		3-4-0		HOME		2-2-0		2-1-0		7-3-0											
9-17-0		1-3-0		0-0-0		AWAY		2-7-0		0-0-0		6-7-0											
0-0-0		0-0-0		0-0-0		NEUTRAL		0-0-0		0-0-0		0-0-0											
12-20-0		0-1-0		1-3-0		NON-CONFERENCE		4-9-0		2-1-0		5-6-0											
8-7-0		0-0-0		1-3-0		HOME		2-2-0		2-1-0		3-1-0											
4-13-0		0-1-0		0-0-		AWAY		2-7-0		0-0-0		2-5-0											
0-0-0		0-0-0		0-0-0		NEUTRAL		0-0-0		0-0-0		0-0-0											
11-7-0		1-2-0		2-1-0		CONFERENCE		0-0-0		0-0-0		8-4-0											
6-3-0		0-0-0		2-1-0		HOME		0-0-0		0-0-0		4-2-0											
5-4-0		1-2-0		0-0-0		AWAY		0-0-0		0-0-0		4-2-0											
0-0-0		0-0-0		0-0-0		NEUTRAL		0-0-0		0-0-0		0-0-0											
RPI	S	Opponent		Score		RPI	S	Opponent		Score		RPI	S	Opponent		Score							
13	A	Stanford		2	5	41	H	Nebraska		2	3	56	H	Loyola Marymount		0	4	146	H	Wichita St.		3	0
22	A	Long Beach St.		6	3	41	H	Nebraska		3	2	56	H	Loyola Marymount		16	1	146	H	Wichita St.		0	2
22	A	Long Beach St.		2	5	41	H	Nebraska		5	6	56	H	Loyola Marymount		5	6	146	H	Wichita St.		5	4
22	A	Long Beach St.		0	3	41	H	Nebraska		4	6	60	A	UCLA		1	2	155	A	UC Irvine		2	3
						45	H	Cal St. Fullerton		4	7	60	A	UCLA		6	3	155	A	UC Irvine		3	2
						45	H	Cal St. Fullerton		13	6	60	A	UCLA		4	5	155	A	UC Irvine		6	5
						45	H	Cal St. Fullerton		8	4	68	H	Gonzaga		6	1	159	A	Fresno St.		8	12
												76	A	California		1	8	159	H	Fresno St.		3	6
												76	A	California		6	4	161	H	Hawaii		1	11
												76	A	California		3	4	161	H	Hawaii		7	1
												89	A	San Diego St.		0	2	161	H	Hawaii		15	5
												89	A	San Diego St.		4	6	168	A	UC Davis		4	1
												89	A	San Diego St.		0	5	168	A	UC Davis		0	3
																		168	A	UC Davis		9	6
																		172	H	CSUN		5	2
																		172	H	CSUN		3	12
																		172	H	CSUN		6	5
																		179	A	CSU Bakersfield		10	2
																		179	H	CSU Bakersfield		9	7
																		197	A	Pepperdine		1	6
																		197	H	Pepperdine		5	3
																		248	A	Pacific		0	16
																		248	A	Pacific		3	8
																		248	A	Pacific		0	2
																		265	A	Santa Clara		11	7
																		265	H	Santa Clara		15	0
				LAST 10 GAMES																			
																		172	H	CSUN		3	12
																		172	H	CSUN		5	2
																		172	H	CSUN		6	5
																		197	A	Pepperdine		1	6
																		22	A	Long Beach St.		2	5
																		60	A	UCLA		4	5
																		60	A	UCLA		6	3

Non-Div. I Games:

Cal Poly

Average RPI Win:	212	WON-LOST	WINNING	LAST 10	STRENGTH OF	OPP. STRENGTH	TEAM	ADJ	CONF.	ADJ CONF.					
Average RPI Loss:	181	RECORD	PCT. RANK	GAMES	SCHEDULE	OF SCHEDULE	RPI	RPI	RPI	RPI					
DIV. I ONLY		25-17-0	.59524	79	7-3-0	218	260	128	.50868	128	22	22			
DIV. I NON-CONF.		11-11-0	.5	144	2-2-0	212	296	184	.48397	184	24	24			
<hr/>															
TOTALS	RPI 1-25	RPI 26-50		W-L RECORDS		RPI 51-100		RPI 101-150		RPI 150+					
25-17-0	0-0-0	0-1-0		OVERALL		2-1-0		2-3-0		21-12-0					
9-2-0	0-0-0	0-0-0		HOME		2-1-0		0-0-0		7-1-0					
11-10-0	0-0-0	0-1-0		AWAY		0-0-0		1-2-0		10-7-0					
5-5-0	0-0-0	0-0-0		NEUTRAL		0-0-0		1-1-0		4-4-0					
11-11-0	0-0-0	0-1-0		NON-CONFERENCE		0-0-0		1-1-0		10-9-0					
2-1-0	0-0-0	0-0-0		HOME		0-0-0		0-0-0		2-1-0					
4-5-0	0-0-0	0-0-		AWAY		0-0-0		0-0-0		4-4-0					
5-5-0	0-0-0	0-0-0		NEUTRAL		0-0-0		1-1-0		4-4-0					
14-6-0	0-0-0	0-0-0		CONFERENCE		2-1-0		1-2-0		11-3-0					
7-1-0	0-0-0	0-0-0		HOME		2-1-0		0-0-0		5-0-0					
7-5-0	0-0-0	0-0-0		AWAY		0-0-0		1-2-0		6-3-0					
0-0-0	0-0-0	0-0-0		NEUTRAL		0-0-0		0-0-0		0-0-0					
RPI	S	Opponent	Score	RPI	S	Opponent	Score	RPI	S	Opponent	Score				
				50	A	Binghamton	6 10	53	H	Rhode Island	5 2				
								53	H	Rhode Island	7 5				
								53	H	Rhode Island	4 8				
										143	A	Davidson	2 9		
										143	A	Davidson	2 9		
										143	A	Davidson	17 4		
										163	A	Saint Louis	4 9		
										163	A	Saint Louis	6 5		
										163	A	Saint Louis	2 4		
										184	A	George Mason	2 1		
										184	A	George Mason	0 1		
										184	A	George Mason	7 4		
										186	N	Eastern Mich.	7 12		
										192	N	Penn	4 0		
										193	N	Maine	4 5		
										193	N	Maine	5 6		
										193	N	Maine	4 3		
										213	A	Niagara	5 1		
										213	A	Niagara	1 2		
										213	H	Niagara	7 2		
										216	H	Buffalo	4 5		
										216	H	Buffalo	1 0		
				LAST 10 GAMES							230	A	Bucknell	7 4	
				275	A	Delaware St.	4 5	280	A	La Salle	3 0	230	A	Bucknell	5 4
				275	A	Delaware St.	8 0	280	A	La Salle	9 7	250	N	North Dakota St.	10 3
				251	H	Richmond	6 5	280	A	La Salle	8 4	250	N	North Dakota St.	7 3
				251	H	Richmond	7 2	216	H	Buffalo	1 0	250	N	North Dakota St.	0 10
				50	A	Binghamton	6 10	184	A	George Mason	0 1	251	H	Richmond	7 2

Non-Div. I Games:

St. Bonaventure

St. Bonaventure

Average RPI Win:	217	WON-LOST RECORD	WINNING PCT. RANK	LAST 10 GAMES		STRENGTH OF SCHEDULE	OPP. STRENGTH OF SCHEDULE	TEAM RPI	ADJ RPI	CONF. RPI	ADJ CONF. RPI				
DIV. I ONLY		34-13-0	.7234	14	6-4-0	282	214	129	.50779	129	24	24			
DIV. I NON-CONF.		13-7-0	.65	59	1-1-0	270	106	109	.51839	109	23	23			
<hr/>															
TOTALS	RPI 1-25		RPI 26-50		W-L RECORDS		RPI 51-100		RPI 101-150		RPI 150+				
34-13-0	2-1-0		0-0-0		OVERALL		1-4-0		2-1-0		29-7-0				
22-5-0	0-0-0		0-0-0		HOME		1-1-0		2-0-0		19-4-0				
10-7-0	2-1-0		0-0-0		AWAY		0-3-0		0-1-0		8-2-0				
2-1-0	0-0-0		0-0-0		NEUTRAL		0-0-0		0-0-0		2-1-0				
13-7-0	2-1-0		0-0-0		NON-CONFERENCE		1-4-0		0-1-0		10-1-0				
5-1-0	0-0-0		0-0-0		HOME		1-1-0		0-0-0		4-0-0				
6-5-0	2-1-0		0-0-		AWAY		0-3-0		0-1-0		4-0-0				
2-1-0	0-0-0		0-0-0		NEUTRAL		0-0-0		0-0-0		2-1-0				
21-6-0	0-0-0		0-0-0		CONFERENCE		0-0-0		2-0-0		19-6-0				
17-4-0	0-0-0		0-0-0		HOME		0-0-0		2-0-0		15-4-0				
4-2-0	0-0-0		0-0-0		AWAY		0-0-0		0-0-0		4-2-0				
0-0-0	0-0-0		0-0-0		NEUTRAL		0-0-0		0-0-0		0-0-0				
RPI	S	Opponent	Score	RPI	S	Opponent	Score	RPI	S	Opponent	Score	RPI	S	Opponent	Score
21	A	Vanderbilt	5 3					63	A	Missouri	2 7	103	H	Wright St.	6 3
21	A	Vanderbilt	5 2					63	A	Missouri	4 6	103	H	Wright St.	5 0
21	A	Vanderbilt	2 6					63	A	Missouri	10 11	123	A	New Orleans	5 8
								65	H	Georgia Tech	0 3	200	A	Valparaiso	2 0
								65	H	Georgia Tech	1 0	200	A	Valparaiso	6 7
												200	H	Valparaiso	10 7
												200	H	Valparaiso	8 1
												200	H	Valparaiso	2 4
												204	A	Northwestern	9 2
												204	A	Northwestern	7 1
												204	H	Northwestern	3 0
												227	A	Northern Ky.	2 6
												227	A	Northern Ky.	5 3
												227	H	Northern Ky.	7 2
												227	H	Northern Ky.	5 2
												227	H	Northern Ky.	4 0
												233	H	Oakland	14 7
												233	H	Oakland	3 7
												233	H	Oakland	13 2
												233	H	Oakland	3 6
												233	H	Oakland	5 1
												242	H	Milwaukee	8 7
												242	H	Milwaukee	5 0
												242	H	Milwaukee	11 4
												242	H	Milwaukee	10 2
												242	H	Milwaukee	1 3
												258	A	Northern Ill.	17 3

Non-Div. I Games:	Viterbo	9	2
-------------------	---------	---	---

Ill.-Chicago

RPI	S	Opponent	Score	
258	H	Northern Ill.	6	1
272	A	Youngstown St.	6	2
272	A	Youngstown St.	23	2
272	H	Youngstown St.	3	0
272	H	Youngstown St.	10	2
272	H	Youngstown St.	1	0
278	N	Grambling	9	3
282	A	Chicago St.	4	3
282	H	Chicago St.	7	0
282	H	Chicago St.	8	0
285	N	Prairie View	6	1
285	N	Prairie View	4	5

Ill.-Chicago

I
l
l
.
-
C
h
i
c
a
g
o

I
l
l
.
-
C
h
i
c
a
g
o

Average RPI Win:		200	WON-LOST RECORD		WINNING PCT. RANK		LAST 10 GAMES		STRENGTH OF SCHEDULE		OPP. STRENGTH OF SCHEDULE		TEAM RPI		ADJ RPI		CONF. RPI		ADJ CONF. RPI	
DIV. I ONLY			27-20-0		.57447 92		8-2-0		206		265		130		.5074 130		26		26	
DIV. I NON-CONF.			13-13-0		.5 144		1-0-0		117		258		117		.51564 117		25		25	
TOTALS		RPI 1-25		RPI 26-50		W-L RECORDS		RPI 51-100		RPI 101-150		RPI 150+								
27-20-0		1-1-0		0-1-0		OVERALL		0-0-0		1-0-0		25-18-0								
6-3-0		0-0-0		0-0-0		HOME		0-0-0		0-0-0		6-3-0								
13-11-0		1-1-0		0-1-0		AWAY		0-0-0		1-0-0		11-9-0								
8-6-0		0-0-0		0-0-0		NEUTRAL		0-0-0		0-0-0		8-6-0								
13-13-0		1-1-0		0-1-0		NON-CONFERENCE		0-0-0		1-0-0		11-11-0								
1-2-0		0-0-0		0-0-0		HOME		0-0-0		0-0-0		1-2-0								
6-6-0		1-1-0		0-0-		AWAY		0-0-0		1-0-0		4-4-0								
6-5-0		0-0-0		0-0-0		NEUTRAL		0-0-0		0-0-0		6-5-0								
14-7-0		0-0-0		0-0-0		CONFERENCE		0-0-0		0-0-0		14-7-0								
5-1-0		0-0-0		0-0-0		HOME		0-0-0		0-0-0		5-1-0								
7-5-0		0-0-0		0-0-0		AWAY		0-0-0		0-0-0		7-5-0								
2-1-0		0-0-0		0-0-0		NEUTRAL		0-0-0		0-0-0		2-1-0								
RPI	S	Opponent		Score		RPI	S	Opponent		Score		RPI	S	Opponent		Score				
24	A	Mississippi St.		9	8	50	A	Binghamton		1	3	108	A	VCU		15	6			
24	A	Mississippi St.		4	12							154	H	Canisius		13	3			
												154	H	Canisius		11	4			
												154	H	Canisius		10	7			
												157	N	Central Conn. St.		2	3			
												158	A	Fairfield		3	1			
												158	A	Fairfield		3	1			
												158	A	Fairfield		4	5			
												162	A	Hartford		16	18			
												169	N	Indiana St.		1	3			
												169	N	Indiana St.		9	3			
												175	H	Stony Brook		2	9			
												183	A	Albany (NY)		2	8			
												183	A	Albany (NY)		9	6			
												183	H	Albany (NY)		2	1			
												183	H	Albany (NY)		3	4			
												184	A	George Mason		9	10			
												184	A	George Mason		3	1			
												184	A	George Mason		4	1			
												189	N	UMass Lowell		6	5			
												192	N	Penn		4	5			
												192	N	Penn		4	3			
												192	N	Penn		5	0			
												201	A	Navy		2	3			
												219	A	Holy Cross		6	2			
												219	A	Holy Cross		6	2			
												222	A	Monmouth		2	7			
												222	A	Monmouth		5	4			
LAST 10 GAMES																				
						158	A	Fairfield		3	1	241	H	Rider		5	1			
						158	A	Fairfield		3	1	219	A	Holy Cross		6	2			
						158	A	Fairfield		4	5	299	A	Saint Peter's		6	2			
						241	H	Rider		1	3	299	A	Saint Peter's		27	6			
						241	H	Rider		10	1	299	A	Saint Peter's		17	6			

Non-Div. I Games:

Marist

RPI	S	Opponent	Score
222	A	Monmouth	7 1
230	N	Bucknell	5 0
230	N	Bucknell	10 8
230	N	Bucknell	3 7
238	N	Army West Point	1 4
241	H	Rider	5 1
241	H	Rider	1 3
241	H	Rider	10 1
244	A	Quinnipiac	0 2
244	A	Quinnipiac	2 4
244	A	Quinnipiac	4 7
261	N	Iona	10 3
261	N	Iona	1 3
261	N	Iona	5 1
299	A	Saint Peter's	27 6
299	A	Saint Peter's	17 6
299	A	Saint Peter's	6 2

Marist

Average RPI Win: 187		WON-LOST	WINNING	LAST 10	STRENGTH OF		OPP. STRENGTH	TEAM	ADJ		CONF.	ADJ CONF.		
Average RPI Loss: 152		RECORD	PCT. RANK	GAMES	SCHEDULE		OF SCHEDULE	RPI	RPI		RPI	RPI		
DIV. I ONLY		27-20-0	.57447	92	7-3-0		197	170	131	.50739	131	18	17	
DIV. I NON-CONF.		14-9-0	.6087	79	1-1-0		242	194	141	.50484	141	18	18	
TOTALS		RPI 1-25	RPI 26-50		W-L RECORDS		RPI 51-100		RPI 101-150		RPI 150+			
27-20-0		1-1-0	0-0-0		OVERALL		1-5-0		4-3-0		21-11-0			
15-8-0		0-1-0	0-0-0		HOME		0-0-0		2-0-0		13-7-0			
12-12-0		1-0-0	0-0-0		AWAY		1-5-0		2-3-0		8-4-0			
0-0-0		0-0-0	0-0-0		NEUTRAL		0-0-0		0-0-0		0-0-0			
14-9-0		1-1-0	0-0-0		NON-CONFERENCE		0-0-0		4-3-0		9-5-0			
6-5-0		0-1-0	0-0-0		HOME		0-0-0		2-0-0		4-4-0			
8-4-0		1-0-0	0-0-		AWAY		0-0-0		2-3-0		5-1-0			
0-0-0		0-0-0	0-0-0		NEUTRAL		0-0-0		0-0-0		0-0-0			
13-11-0		0-0-0	0-0-0		CONFERENCE		1-5-0		0-0-0		12-6-0			
9-3-0		0-0-0	0-0-0		HOME		0-0-0		0-0-0		9-3-0			
4-8-0		0-0-0	0-0-0		AWAY		1-5-0		0-0-0		3-3-0			
0-0-0		0-0-0	0-0-0		NEUTRAL		0-0-0		0-0-0		0-0-0			
RPI	S	Opponent	Score		RPI	S	Opponent	Score		RPI	S	Opponent	Score	
9	A	Wake Forest	5	3			54 A Liberty	1	11	143	A	Davidson	12	11
9	H	Wake Forest	8	18			54 A Liberty	7	4	143	H	Davidson	7	0
							54 A Liberty	2	14	147	A	Stetson	4	3
							84 A Winthrop	3	7	147	A	Stetson	4	5
							84 A Winthrop	5	12	147	A	Stetson	0	1
							84 A Winthrop	0	4	148	A	UNCW	3	7
										149	H	UNCG	1	0
										156	A	Presbyterian	13	1
										156	A	Presbyterian	1	13
										156	A	Presbyterian	3	2
										164	A	Kennesaw St.	7	6
										164	A	Kennesaw St.	6	3
										164	A	Kennesaw St.	4	5
										171	A	Radford	6	5
										171	A	Radford	2	3
										171	A	Radford	1	8
										176	H	Gardner-Webb	12	7
										176	H	Gardner-Webb	2	7
										176	H	Gardner-Webb	6	4
										198	A	N.C. A&T	9	5
										199	A	Elon	5	3
										199	H	Elon	8	14
										208	H	UNC Asheville	5	2
										208	H	UNC Asheville	1	3
										208	H	UNC Asheville	7	0
										210	H	Campbell	10	4
										210	H	Campbell	9	7
LAST 10 GAMES														
				171 A Radford	1	8	231 H Charleston So.	4	1					
				171 A Radford	2	3	231 H Charleston So.	5	1					
				171 A Radford	6	5	148 A UNCW	3	7					
				9 A Wake Forest	5	3	156 A Presbyterian	13	1					
				231 H Charleston So.	4	2	156 A Presbyterian	3	2					

Non-Div. I Games:

High Point

RPI	S	Opponent	Score	
210	H	Campbell	7	9
231	H	Charleston So.	4	1
231	H	Charleston So.	4	2
231	H	Charleston So.	5	1
238	H	Army West Point	3	2
238	H	Army West Point	4	2
238	H	Army West Point	3	7
255	A	N.C. Central	10	6
255	H	N.C. Central	5	11
289	H	NJIT	11	0
289	H	NJIT	2	4
289	H	NJIT	6	5

High Point

H
i
g
h
P
o
i
n
t

H
i
g
h
P
o
i
n
t

[illegible]

Non-Div. I Games:

Central Ark.

RPI	S	Opponent	Score	
293	H	Mississippi Val.	9	2

Central Ark.

C
e
n
t
r
a
l
A
r
k
.

C
e
n
t
r
a
l
A
r
k
.

Average RPI Win: 177		WON-LOST	WINNING	LAST 10	STRENGTH OF		OPP. STRENGTH	TEAM	ADJ	CONF.	ADJ CONF.
Average RPI Loss: 66		RECORD	PCT. RANK	GAMES	SCHEDULE		OF SCHEDULE	RPI	RPI	RPI	RPI
DIV. I ONLY		22-27-0	.44898	195	66		73	133	.50687	133	3
DIV. I NON-CONF.		14-8-0	.63636	67	218		257	133	.50775	132	4
TOTALS		RPI 1-25	RPI 26-50		W-L RECORDS		RPI 51-100		RPI 101-150		RPI 150+
22-27-0		1-9-0	0-3-0		OVERALL		2-10-0		6-2-0		13-3-0
12-12-0		1-3-0	0-3-0		HOME		2-5-0		3-0-0		6-1-0
4-13-0		0-6-0	0-0-0		AWAY		0-4-0		2-1-0		2-2-0
6-2-0		0-0-0	0-0-0		NEUTRAL		0-1-0		1-1-0		5-0-0
14-8-0		0-1-0	0-0-0		NON-CONFERENCE		0-3-0		1-1-0		13-3-0
6-3-0		0-1-0	0-0-0		HOME		0-1-0		0-0-0		6-1-0
2-3-0		0-0-0	0-0-0		AWAY		0-1-0		0-0-0		2-2-0
6-2-0		0-0-0	0-0-0		NEUTRAL		0-1-0		1-1-0		5-0-0
8-19-0		1-8-0	0-3-0		CONFERENCE		2-7-0		5-1-0		0-0-0
6-9-0		1-2-0	0-3-0		HOME		2-4-0		3-0-0		0-0-0
2-10-0		0-6-0	0-0-0		AWAY		0-3-0		2-1-0		0-0-0
0-0-0		0-0-0	0-0-0		NEUTRAL		0-0-0		0-0-0		0-0-0
RPI S	Opponent	Score	RPI S	Opponent	Score	RPI S	Opponent	Score	RPI S	Opponent	Score
2	H North Carolina	2 5	40	H North Carolina St.	4 7	61	H Miami (FL)	10 3	103	N Wright St.	1 3
2	H North Carolina	1 3	40	H North Carolina St.	6 14	61	H Miami (FL)	3 5	113	H Virginia Tech	3 2
2	H North Carolina	11 9	40	H North Carolina St.	6 8	61	H Miami (FL)	0 1	113	H Virginia Tech	8 2
3	A Louisville	2 8				65	A Georgia Tech	3 4	113	H Virginia Tech	9 5
3	A Louisville	1 3				65	A Georgia Tech	7 8	119	A Duke	6 2
3	A Louisville	0 3				65	A Georgia Tech	2 5	119	A Duke	9 8
10	A Virginia	3 4				71	A Kent St.	6 7	119	A Duke	0 14
10	A Virginia	2 5				71	H Kent St.	8 12	150	N Ohio St.	7 2
10	A Virginia	1 12				97	H Notre Dame	5 10	151	N Delaware	5 3
20	H West Virginia	4 8				97	H Notre Dame	3 4	151	N Delaware	3 2
						97	H Notre Dame	2 1	152	A Wofford	3 4
						98	N Kansas St.	4 5	209	A Penn St.	9 1
									209	H Penn St.	3 2
									229	H SIUE	17 5
									229	H SIUE	7 6
									229	H SIUE	4 6
									245	N Siena	6 4
									245	N Siena	8 2
									245	N Siena	11 5
									253	A USC Upstate	3 1
									253	A USC Upstate	5 9
									272	H Youngstown St.	3 2
									288	H UMES	9 4
									288	H UMES	20 1
			LAST 10 GAMES								
			40	H North Carolina St.	6 14	65	A Georgia Tech	3 4			
			40	H North Carolina St.	6 8	65	A Georgia Tech	7 8			
			40	H North Carolina St.	4 7	288	H UMES	20 1			
			272	H Youngstown St.	3 2	288	H UMES	9 4			
			65	A Georgia Tech	2 5	229	H SIUE	17 5			

Non-Div. I Games:

Pittsburgh

Average RPI Win: 149		WON-LOST	WINNING	LAST 10	STRENGTH OF		OPP. STRENGTH	TEAM	ADJ	CONF.	ADJ CONF.
Average RPI Loss: 106		RECORD	PCT. RANK	GAMES	SCHEDULE		OF SCHEDULE	RPI	RPI	RPI	RPI
DIV. I ONLY		22-26-0	.45833	184	6-4-0		97	132	134	.50581	134
DIV. I NON-CONF.		14-13-0	.51852	136	1-0-0		158	196	148	.50235	148
TOTALS		RPI 1-25	RPI 26-50		W-L RECORDS		RPI 51-100		RPI 101-150		RPI 150+
22-26-0	0-0-0	4-6-0		OVERALL		4-7-0		1-7-0		13-6-0	
10-9-0	0-0-0	2-1-0		HOME		0-3-0		0-0-0		8-5-0	
10-14-0	0-0-0	2-4-0		AWAY		3-3-0		1-7-0		4-0-0	
2-3-0	0-0-0	0-1-0		NEUTRAL		1-1-0		0-0-0		1-1-0	
14-13-0	0-0-0	1-3-0		NON-CONFERENCE		2-3-0		0-2-0		11-5-0	
6-4-0	0-0-0	0-0-0		HOME		0-0-0		0-0-0		6-4-0	
6-6-0	0-0-0	1-0-		AWAY		1-2-0		0-2-0		4-0-0	
2-3-0	0-0-0	0-1-0		NEUTRAL		1-1-0		0-0-0		1-1-0	
8-13-0	0-0-0	3-3-0		CONFERENCE		2-4-0		1-5-0		2-1-0	
4-5-0	0-0-0	2-1-0		HOME		0-3-0		0-0-0		2-1-0	
4-8-0	0-0-0	1-2-0		AWAY		2-1-0		1-5-0		0-0-0	
0-0-0	0-0-0	0-0-0		NEUTRAL		0-0-0		0-0-0		0-0-0	
RPI S	Opponent	Score	RPI S	Opponent	Score	RPI S	Opponent	Score	RPI S	Opponent	Score
			26 N	Houston	5 11	63 N	Missouri	6 7	101 A	Rutgers	7 5
			31 A	Michigan	8 9	63 N	Missouri	5 3	101 A	Rutgers	3 8
			31 A	Michigan	7 5	74 A	Minnesota	9 5	101 A	Rutgers	7 8
			31 A	Michigan	0 7	74 A	Minnesota	4 5	105 A	Lamar University	9 15
			36 H	Maryland	8 6	74 A	Minnesota	14 1	105 A	Lamar University	1 2
			36 H	Maryland	4 9	75 A	Fla. Atlantic	14 4	124 A	Purdue	1 2
			36 H	Maryland	6 2	75 A	Fla. Atlantic	2 16	124 A	Purdue	1 4
			46 A	Coastal Caro.	0 6	75 A	Fla. Atlantic	10 11	124 A	Purdue	2 4
			46 A	Coastal Caro.	2 3	81 H	Michigan St.	6 17	169 H	Indiana St.	5 2
			46 A	Coastal Caro.	7 6	81 H	Michigan St.	4 12	169 H	Indiana St.	2 1
						81 H	Michigan St.	1 12	169 H	Indiana St.	6 4
									190 A	Southern Ill.	6 5
									190 H	Southern Ill.	5 8
									190 H	Southern Ill.	1 3
									191 A	Bradley	8 6
									191 H	Bradley	0 2
									194 A	A&M-Corpus Christi	15 14
									204 H	Northwestern	10 8
									204 H	Northwestern	4 3
									204 H	Northwestern	4 11
									220 H	Toledo	11 5
									220 H	Toledo	4 10
									234 H	Western Mich.	13 3
									242 N	Milwaukee	2 4
									242 N	Milwaukee	10 2
									281 A	Illinois St.	6 5
									281 H	Illinois St.	7 1
LAST 10 GAMES			101 A	Rutgers	7 8	36 H	Maryland	4 9	234 H	Western Mich.	13 3
			101 A	Rutgers	7 5	190 A	Southern Ill.	6 5	242 N	Milwaukee	2 4
			101 A	Rutgers	3 8	74 A	Minnesota	14 1	242 N	Milwaukee	10 2
			36 H	Maryland	8 6	74 A	Minnesota	9 5	281 A	Illinois St.	6 5
			36 H	Maryland	6 2	74 A	Minnesota	4 5	281 H	Illinois St.	7 1

Non-Div. I Games:

Illinois

[illegible]

Non-Div. I Games:

San Francisco

San Francisco

Average RPI Win: 186		WON-LOST	WINNING	LAST 10	STRENGTH OF		OPP. STRENGTH	TEAM	ADJ	CONF.	ADJ CONF.
Average RPI Loss: 121		RECORD	PCT. RANK	GAMES	SCHEDULE		OF SCHEDULE	RPI	RPI	RPI	RPI
DIV. I ONLY		27-24-0	.52941	123	7-3-0		131	150	136	.50466	136
DIV. I NON-CONF.		13-14-0	.48148	163	1-1-0		159	148	199	.47788	197
TOTALS		RPI 1-25	RPI 26-50		W-L RECORDS		RPI 51-100		RPI 101-150		RPI 150+
27-24-0		0-2-0	0-7-0		OVERALL		0-1-0		5-5-0		22-9-0
19-11-0		0-1-0	0-3-0		HOME		0-1-0		0-1-0		19-5-0
8-13-0		0-1-0	0-4-0		AWAY		0-0-0		5-4-0		3-4-0
0-0-0		0-0-0	0-0-0		NEUTRAL		0-0-0		0-0-0		0-0-0
13-14-0		0-2-0	0-4-0		NON-CONFERENCE		0-1-0		0-1-0		13-6-0
11-7-0		0-1-0	0-0-0		HOME		0-1-0		0-1-0		11-4-0
2-7-0		0-1-0	0-0-0		AWAY		0-0-0		0-0-0		2-2-0
0-0-0		0-0-0	0-0-0		NEUTRAL		0-0-0		0-0-0		0-0-0
14-10-0		0-0-0	0-3-0		CONFERENCE		0-0-0		5-4-0		9-3-0
8-4-0		0-0-0	0-3-0		HOME		0-0-0		0-0-0		8-1-0
6-6-0		0-0-0	0-0-0		AWAY		0-0-0		5-4-0		1-2-0
0-0-0		0-0-0	0-0-0		NEUTRAL		0-0-0		0-0-0		0-0-0
RPI S	Opponent	Score		RPI S	Opponent	Score		RPI S	Opponent	Score	
8 A	Clemson	0	8	30 A	South Carolina	1	6	81 H	Michigan St.	2	3
8 H	Clemson	5	10	32 A	Ole Miss	0	5	102 A	Western Caro.	6	5
				32 A	Ole Miss	0	2	102 A	Western Caro.	8	7
				32 A	Ole Miss	0	1	102 A	Western Caro.	5	2
				48 H	Mercer	6	7	120 A	Samford	3	4
				48 H	Mercer	3	5	120 A	Samford	3	2
				48 H	Mercer	4	5	120 A	Samford	4	1
								137 H	Butler	7	10
								149 A	UNCG	1	3
								149 A	UNCG	6	7
								149 A	UNCG	3	9
								152 A	Wofford	2	21
								152 A	Wofford	8	9
								152 A	Wofford	12	4
								156 A	Presbyterian	6	0
								156 H	Presbyterian	7	6
								156 H	Presbyterian	11	6
								176 A	Gardner-Webb	0	5
								176 H	Gardner-Webb	27	10
								188 H	ETSU	9	8
								188 H	ETSU	6	3
								188 H	ETSU	11	4
								195 H	VMI	4	1
								195 H	VMI	7	9
								195 H	VMI	8	2
								198 H	N.C. A&T	10	11
								198 H	N.C. A&T	17	2
								198 H	N.C. A&T	7	3
LAST 10 GAMES				195 H	VMI	7	9	120 A	Samford	3	2
				195 H	VMI	4	1	120 A	Samford	4	1
				195 H	VMI	8	2	176 H	Gardner-Webb	27	10
				8 H	Clemson	5	10	228 H	The Citadel	13	1
				120 A	Samford	3	4	228 H	The Citadel	19	2

Non-Div. I Games:

Furman

RPI	S	Opponent	Score	
208	H	UNC Asheville	12	1
214	A	Georgia St.	0	5
218	H	UT Martin	11	3
222	H	Monmouth	12	5
222	H	Monmouth	2	4
222	H	Monmouth	10	6
228	H	The Citadel	13	1
228	H	The Citadel	19	2
228	H	The Citadel	4	2
253	A	USC Upstate	7	4
253	H	USC Upstate	7	14
268	H	Dayton	11	12
268	H	Dayton	9	7
268	H	Dayton	9	3

Furman

F
u
r
m
a
n

F
u
r
m
a
n

Average RPI Win: 213		WON-LOST	WINNING	LAST 10	STRENGTH OF		OPP. STRENGTH	TEAM	ADJ		CONF.	ADJ CONF.	
Average RPI Loss: 153		RECORD	PCT. RANK	GAMES	SCHEDULE		OF SCHEDULE	RPI	RPI		RPI	RPI	
DIV. I ONLY		28-18-0	.6087	70	7-3-0		248	248	137	.50463	137	10	10
DIV. I NON-CONF.		22-9-0	.70968	33	3-0-0		290	286	143	.50427	143	14	14
TOTALS		RPI 1-25	RPI 26-50		W-L RECORDS		RPI 51-100		RPI 101-150		RPI 150+		
28-18-0		0-0-0	1-3-0		OVERALL		2-1-0		2-4-0		23-10-0		
7-6-0		0-0-0	0-3-0		HOME		0-0-0		0-0-0		7-3-0		
16-9-0		0-0-0	1-0-0		AWAY		2-1-0		2-4-0		11-3-0		
5-3-0		0-0-0	0-0-0		NEUTRAL		0-0-0		0-0-0		5-3-0		
22-9-0		0-0-0	1-0-0		NON-CONFERENCE		0-0-0		2-1-0		19-8-0		
5-2-0		0-0-0	0-0-0		HOME		0-0-0		0-0-0		5-2-0		
12-4-0		0-0-0	1-0-		AWAY		0-0-0		2-1-0		9-3-0		
5-3-0		0-0-0	0-0-0		NEUTRAL		0-0-0		0-0-0		5-3-0		
6-9-0		0-0-0	0-3-0		CONFERENCE		2-1-0		0-3-0		4-2-0		
2-4-0		0-0-0	0-3-0		HOME		0-0-0		0-0-0		2-1-0		
4-5-0		0-0-0	0-0-0		AWAY		2-1-0		0-3-0		2-1-0		
0-0-0		0-0-0	0-0-0		NEUTRAL		0-0-0		0-0-0		0-0-0		
RPI S	Opponent	Score	RPI S	Opponent	Score	RPI S	Opponent	Score	RPI S	Opponent	Score		
			29 H	St. John's (NY)	2 6	78 A	Seton Hall	6 2	106 A	Xavier	12 17		
			29 H	St. John's (NY)	3 5	78 A	Seton Hall	4 1	106 A	Xavier	4 13		
			29 H	St. John's (NY)	3 12	78 A	Seton Hall	1 7	106 A	Xavier	2 3		
			34 A	Indiana	7 5				124 A	Purdue	4 2		
									136 A	Furman	10 7		
									143 A	Davidson	2 3		
									153 A	Ball St.	7 3		
									156 A	Presbyterian	5 7		
									162 N	Hartford	2 5		
									163 H	Saint Louis	2 4		
									163 H	Saint Louis	6 3		
									163 H	Saint Louis	6 5		
									186 N	Eastern Mich.	0 4		
									186 N	Eastern Mich.	6 2		
									202 H	Eastern Ill.	6 10		
									203 A	Georgetown	5 0		
									203 A	Georgetown	6 13		
									203 A	Georgetown	7 1		
									221 A	Miami (OH)	8 4		
									223 A	Ohio	5 4		
									223 A	Ohio	4 3		
									223 A	Ohio	7 6		
									223 N	Ohio	15 4		
									223 N	Ohio	0 4		
									230 N	Bucknell	4 3		
									256 H	Villanova	1 5		
									256 H	Villanova	4 1		
LAST 10 GAMES													
			203 A	Georgetown	5 0	256 H	Villanova	4 1					
			203 A	Georgetown	7 1	256 H	Villanova	1 0					
			203 A	Georgetown	6 13	221 A	Miami (OH)	8 4					
			124 A	Purdue	4 2	268 H	Dayton	4 0					
			256 H	Villanova	1 5	106 A	Xavier	2 3					

Non-Div. I Games: DePauw 8 1 Lewis 7 3

Butler

RPI	S	Opponent	Score	
256	H	Villanova	1	0
268	H	Dayton	4	0
280	N	La Salle	3	1
280	N	La Salle	6	5
282	A	Chicago St.	6	2
286	A	Alcorn	5	0
286	A	Alcorn	1	5
286	A	Alcorn	8	13
286	A	Alcorn	3	2
298	A	Fort Wayne	10	3
298	H	Fort Wayne	2	0
298	H	Fort Wayne	13	3

Butler

B
u
t
l
e
r

B
u
t
l
e
r

Average RPI Win: 195		WON-LOST	WINNING	LAST 10	STRENGTH OF		OPP. STRENGTH	TEAM	ADJ	CONF.	ADJ CONF.
Average RPI Loss: 127		RECORD	PCT. RANK	GAMES	SCHEDULE		OF SCHEDULE	RPI	RPI	RPI	RPI
DIV. I ONLY		27-24-0	.52941	123	7-3-0		170	161	138	.50425	138
DIV. I NON-CONF.		7-20-0	.25926	264	1-1-0		113	18	234	.45935	233
TOTALS		RPI 1-25	RPI 26-50		W-L RECORDS		RPI 51-100		RPI 101-150		RPI 150+
27-24-0		0-5-0	1-1-0		OVERALL		3-5-0		4-5-0		19-8-0
15-8-0		0-1-0	0-0-0		HOME		2-3-0		1-2-0		12-2-0
12-15-0		0-3-0	1-1-0		AWAY		1-2-0		3-3-0		7-6-0
0-1-0		0-1-0	0-0-0		NEUTRAL		0-0-0		0-0-0		0-0-0
7-20-0		0-5-0	1-1-0		NON-CONFERENCE		3-5-0		1-5-0		2-4-0
4-7-0		0-1-0	0-0-0		HOME		2-3-0		1-2-0		1-1-0
3-12-0		0-3-0	1-0-		AWAY		1-2-0		0-3-0		1-3-0
0-1-0		0-1-0	0-0-0		NEUTRAL		0-0-0		0-0-0		0-0-0
20-4-0		0-0-0	0-0-0		CONFERENCE		0-0-0		3-0-0		17-4-0
11-1-0		0-0-0	0-0-0		HOME		0-0-0		0-0-0		11-1-0
9-3-0		0-0-0	0-0-0		AWAY		0-0-0		3-0-0		6-3-0
0-0-0		0-0-0	0-0-0		NEUTRAL		0-0-0		0-0-0		0-0-0
RPI S	Opponent	Score	RPI S	Opponent	Score	RPI S	Opponent	Score	RPI S	Opponent	Score
16 A	Arizona	2 3	49 A	New Mexico	3 22	58 A	Saint Mary's (CA)	11 12	109 A	New Mexico St.	9 0
16 H	Arizona	3 7	49 A	New Mexico	6 1	58 A	Saint Mary's (CA)	6 4	109 A	New Mexico St.	7 2
18 A	Arkansas	2 11				58 A	Saint Mary's (CA)	6 8	109 A	New Mexico St.	11 9
18 A	Arkansas	1 6				59 H	Kansas	3 7	135 H	San Francisco	8 11
22 N	Long Beach St.	1 9				59 H	Kansas	4 9	135 H	San Francisco	6 13
						67 H	Oklahoma St.	4 0	135 H	San Francisco	5 4
						67 H	Oklahoma St.	5 6	146 A	Wichita St.	0 1
						67 H	Oklahoma St.	6 1	146 A	Wichita St.	3 5
									146 A	Wichita St.	0 4
									179 H	CSU Bakersfield	3 2
									179 H	CSU Bakersfield	7 4
									179 H	CSU Bakersfield	8 3
									197 A	Pepperdine	2 7
									197 A	Pepperdine	0 1
									211 A	Sacramento St.	1 7
									211 A	Sacramento St.	8 2
									211 A	Sacramento St.	2 1
									235 H	San Jose St.	8 5
									235 H	San Jose St.	8 9
									246 A	UNLV	10 8
									246 A	UNLV	4 5
									247 H	Northern Colo.	12 2
									247 H	Northern Colo.	12 3
									247 H	Northern Colo.	7 0
									252 H	UTRGV	9 4
									252 H	UTRGV	5 4
									252 H	UTRGV	9 8
			LAST 10 GAMES								
			264 A	Utah Valley	10 4	273 H	Seattle U	9 6			
			264 A	Utah Valley	2 9	273 H	Seattle U	19 0			
			264 A	Utah Valley	10 7	273 H	Seattle U	8 9			
			235 H	San Jose St.	8 5	109 A	New Mexico St.	9 0			
			235 H	San Jose St.	8 9	109 A	New Mexico St.	7 2			

Non-Div. I Games:

Grand Canyon

RPI	S	Opponent	Score	
264	A	Utah Valley	2	9
264	A	Utah Valley	10	7
264	A	Utah Valley	10	4
273	H	Seattle U	9	6
273	H	Seattle U	8	9
273	H	Seattle U	19	0
282	A	Chicago St.	4	6
282	A	Chicago St.	12	2
282	A	Chicago St.	4	3

Grand Canyon

G
r
a
n
d
C
a
n
y
o
n

G
r
a
n
d
C
a
n
y
o
n

Average RPI Win:		132	WON-LOST RECORD		WINNING PCT. RANK	LAST 10 GAMES		STRENGTH OF SCHEDULE		OPP. STRENGTH OF SCHEDULE	TEAM RPI	ADJ RPI	CONF. RPI	ADJ CONF. RPI			
Average RPI Loss:		113															
DIV. I ONLY			19-28-0		.40426	225		4-6-0		55	118	139	.5035	139	8	8	
DIV. I NON-CONF.			14-15-0		.48276	160		2-3-0		29	164	84	.531	84	8	8	
TOTALS		RPI 1-25		RPI 26-50		W-L RECORDS		RPI 51-100		RPI 101-150		RPI 150+					
19-28-0		0-3-0		2-3-0		OVERALL		6-8-0		2-1-0		9-13-0					
8-13-0		0-0-0		1-2-0		HOME		0-4-0		2-1-0		5-6-0					
10-14-0		0-3-0		0-0-0		AWAY		6-4-0		0-0-0		4-7-0					
1-1-0		0-0-0		1-1-0		NEUTRAL		0-0-0		0-0-0		0-0-0					
14-15-0		0-0-0		1-1-0		NON-CONFERENCE		6-8-0		0-0-0		7-6-0					
4-8-0		0-0-0		0-0-0		HOME		0-4-0		0-0-0		4-4-0					
9-6-0		0-0-0		0-0-		AWAY		6-4-0		0-0-0		3-2-0					
1-1-0		0-0-0		1-1-0		NEUTRAL		0-0-0		0-0-0		0-0-0					
5-13-0		0-3-0		1-2-0		CONFERENCE		0-0-0		2-1-0		2-7-0					
4-5-0		0-0-0		1-2-0		HOME		0-0-0		2-1-0		1-2-0					
1-8-0		0-3-0		0-0-0		AWAY		0-0-0		0-0-0		1-5-0					
0-0-0		0-0-0		0-0-0		NEUTRAL		0-0-0		0-0-0		0-0-0					
RPI	S	Opponent		Score		RPI	S	Opponent		Score		RPI	S	Opponent		Score	
22	A	Long Beach St.		0 8		41	N	Nebraska		4 3		51	A	Utah		7 5	
22	A	Long Beach St.		0 3		41	N	Nebraska		4 5		51	A	Utah		6 2	
22	A	Long Beach St.		4 11		45	H	Cal St. Fullerton		1 6		51	A	Utah		3 7	
						45	H	Cal St. Fullerton		2 15		52	A	San Diego		2 10	
						45	H	Cal St. Fullerton		3 2		52	H	San Diego		1 14	
												56	A	Loyola Marymount		8 9	
												56	H	Loyola Marymount		3 5	
												60	A	UCLA		3 2	
												68	H	Gonzaga		3 10	
												89	A	San Diego St.		7 4	
												89	H	San Diego St.		1 10	
												98	A	Kansas St.		11 2	
												98	A	Kansas St.		5 1	
												98	A	Kansas St.		0 1	
				</													

Non-Div. I Games:

UC Riverside

Average RPI Win: 186		WON-LOST	WINNING	LAST 10	STRENGTH OF		OPP. STRENGTH	TEAM	ADJ	CONF.	ADJ CONF.
Average RPI Loss: 97		RECORD	PCT. RANK	GAMES	SCHEDULE		OF SCHEDULE	RPI	RPI	RPI	RPI
DIV. I ONLY		28-25-0	.5283	127	7-3-0		128	159	140	.50332	140
DIV. I NON-CONF.		14-12-0	.53846	128	1-0-0		225	198	209	.47194	209
TOTALS		RPI 1-25	RPI 26-50		W-L RECORDS		RPI 51-100		RPI 101-150		RPI 150+
28-25-0		1-4-0	2-8-0		OVERALL		3-5-0		6-3-0		16-5-0
21-9-0		0-1-0	1-2-0		HOME		3-1-0		3-2-0		14-3-0
6-13-0		0-1-0	1-5-0		AWAY		0-4-0		3-1-0		2-2-0
1-3-0		1-2-0	0-1-0		NEUTRAL		0-0-0		0-0-0		0-0-0
14-12-0		1-4-0	1-3-0		NON-CONFERENCE		0-2-0		0-0-0		12-3-0
13-4-0		0-1-0	1-0-0		HOME		0-1-0		0-0-0		12-2-0
0-5-0		0-1-0	0-0-		AWAY		0-1-0		0-0-0		0-1-0
1-3-0		1-2-0	0-1-0		NEUTRAL		0-0-0		0-0-0		0-0-0
14-13-0		0-0-0	1-5-0		CONFERENCE		3-3-0		6-3-0		4-2-0
8-5-0		0-0-0	0-2-0		HOME		3-0-0		3-2-0		2-1-0
6-8-0		0-0-0	1-3-0		AWAY		0-3-0		3-1-0		2-1-0
0-0-0		0-0-0	0-0-0		NEUTRAL		0-0-0		0-0-0		0-0-0
RPI S	Opponent	Score	RPI S	Opponent	Score	RPI S	Opponent	Score	RPI S	Opponent	Score
9 N	Wake Forest	0 5	26 A	Houston	3 5	77 A	Sam Houston St.	2 11	105 A	Lamar University	5 4
9 N	Wake Forest	12 5	27 A	Southeastern La.	3 2	77 A	Sam Houston St.	5 6	105 A	Lamar University	2 0
11 A	LSU	2 3	27 H	Southeastern La.	0 4	77 A	Sam Houston St.	3 8	105 A	Lamar University	5 7
15 N	Southern Miss.	8 16	27 H	Southeastern La.	6 11	79 A	Tulane	3 9	123 A	New Orleans	3 0
20 H	West Virginia	1 8	32 N	Ole Miss	0 5	79 H	Tulane	2 3	123 H	New Orleans	2 6
			37 A	McNeese	8 11	99 H	Houston Baptist	3 1	123 H	New Orleans	8 7
			37 A	McNeese	2 9	99 H	Houston Baptist	2 1	145 H	SFA	3 1
			37 A	McNeese	3 12	99 H	Houston Baptist	3 2	145 H	SFA	15 6
			47 A	Louisiana	2 18				145 H	SFA	2 4
			47 H	Louisiana	3 1				215 H	Brown	3 1
									215 H	Brown	4 3
									215 H	Brown	4 1
									224 H	Jackson St.	4 2
									225 A	Northwestern St.	8 4
									225 A	Northwestern St.	9 1
									225 A	Northwestern St.	5 8
									236 H	LIU Brooklyn	3 0
									266 H	Hofstra	3 10
									270 H	Wagner	11 4
									274 H	Incarnate Word	4 1
									274 H	Incarnate Word	9 8
									274 H	Incarnate Word	4 5
									276 H	Texas Southern	10 1
									276 H	Texas Southern	2 3
									276 H	Texas Southern	2 1
									286 H	Alcorn	13 5
									286 H	Alcorn	7 6
LAST 10 GAMES			LAST 10 GAMES			LAST 10 GAMES			LAST 10 GAMES		
			123 H	New Orleans	8 7				145 H	SFA	2 4
			123 A	New Orleans	3 0				145 H	SFA	15 6
			123 H	New Orleans	2 6				105 A	Lamar University	5 4
			224 H	Jackson St.	4 2				105 A	Lamar University	5 7
			145 H	SFA	3 1				105 A	Lamar University	2 0

Non-Div. I Games:

Nicholls St.

RPI	S	Opponent	Score	
292	A	Southern U.	5	6
292	H	Southern U.	10	9
293	H	Mississippi Val.	4	3

Nicholls St.

N
i
c
h
o
l
l
s
s
t
.

N
i
c
h
o
l
l
s
s
t
.

Average RPI Win:	173	WON-LOST	WINNING	LAST 10	STRENGTH OF	OPP. STRENGTH	TEAM	ADJ	CONF.	ADJ CONF.	
Average RPI Loss:	156	RECORD	PCT. RANK	GAMES	SCHEDULE	OF SCHEDULE	RPI	RPI	RPI	RPI	
DIV. I ONLY	25-24-0	.5102	143	4-6-0	134	218	141	.50324	141	17	18
DIV. I NON-CONF.	12-10-0	.54545	116	2-2-0	135	255	130	.51057	129	20	20
<hr/>											
TOTALS	RPI 1-25	RPI 26-50		W-L RECORDS		RPI 51-100		RPI 101-150		RPI 150+	
25-24-0	1-0-0	0-0-0		OVERALL		5-4-0		2-7-0		17-13-0	
15-7-0	1-0-0	0-0-0		HOME		3-3-0		1-2-0		10-2-0	
9-16-0	0-0-0	0-0-0		AWAY		1-0-0		1-5-0		7-11-0	
1-1-0	0-0-0	0-0-0		NEUTRAL		1-1-0		0-0-0		0-0-0	
<hr/>											
12-10-0	1-0-0	0-0-0		NON-CONFERENCE		2-1-0		2-4-0		7-5-0	
7-3-0	1-0-0	0-0-0		HOME		0-0-0		1-2-0		5-1-0	
4-6-0	0-0-0	0-0-		AWAY		1-0-0		1-2-0		2-4-0	
1-1-0	0-0-0	0-0-0		NEUTRAL		1-1-0		0-0-0		0-0-0	
<hr/>											
13-14-0	0-0-0	0-0-0		CONFERENCE		3-3-0		0-3-0		10-8-0	
8-4-0	0-0-0	0-0-0		HOME		3-3-0		0-0-0		5-1-0	
5-10-0	0-0-0	0-0-0		AWAY		0-0-0		0-3-0		5-7-0	
0-0-0	0-0-0	0-0-0		NEUTRAL		0-0-0		0-0-0		0-0-0	
<hr/>											
RPI S	Opponent	Score		RPI S	Opponent	Score		RPI S	Opponent	Score	
14 H	Missouri St.	5	4					124 H	Purdue	5	13
								124 H	Purdue	17	7
								124 H	Purdue	0	4
								125 A	Morehead St.	9	12
								125 A	Morehead St.	5	17
								125 A	Morehead St.	2	3
								132 A	Central Ark.	4	5
								145 A	SFA	3	1
								145 A	SFA	2	3
								160 A	Belmont	5	6
								160 A	Belmont	10	11
								160 A	Belmont	4	1
								163 A	Saint Louis	5	6
								163 H	Saint Louis	13	2
								170 A	Murray St.	7	9
								170 A	Murray St.	4	3
								170 A	Murray St.	1	11
								173 H	Austin Peay	10	0
								173 H	Austin Peay	7	11
								173 H	Austin Peay	5	3
								185 A	Arkansas St.	1	10
								185 H	Arkansas St.	10	4
								190 A	Southern Ill.	2	4
								190 H	Southern Ill.	5	7
								202 A	Eastern Ill.	7	6
								202 A	Eastern Ill.	7	3
								202 A	Eastern Ill.	4	5
LAST 10 GAMES											
				160 A	Belmont	10	11	234 A	Western Mich.	8	5
				160 A	Belmont	5	6	163 A	Saint Louis	5	6
				160 A	Belmont	4	1	94 H	Tennessee Tech	11	9
				234 A	Western Mich.	6	8	94 H	Tennessee Tech	8	9
				234 A	Western Mich.	12	6	94 H	Tennessee Tech	4	8

Non-Div. I Games:

Southeast Mo. St.

RPI	S	Opponent	Score	
218	H	UT Martin	5	4
218	H	UT Martin	13	4
218	H	UT Martin	14	1
229	A	SIUE	8	3
229	A	SIUE	10	15
229	A	SIUE	5	7
234	A	Western Mich.	8	5
234	A	Western Mich.	12	6
234	A	Western Mich.	6	8
269	H	Western Ill.	5	4
269	H	Western Ill.	22	2
269	H	Western Ill.	5	1

Southeast Mo. St.

S
o
u
t
h
e
a
s
t
M
o
.
S
t
.

S
o
u
t
h
e
a
s
t
M
o
.
S
t
.

Average RPI Win:		169	WON-LOST RECORD		WINNING PCT. RANK		LAST 10 GAMES		STRENGTH OF SCHEDULE		OPP. STRENGTH OF SCHEDULE		TEAM RPI		ADJ RPI		CONF. RPI		ADJ CONF. RPI				
DIV. I ONLY			24-27-0		.47059	173	4-6-0		93		89		142		.50304		142	21		21			
DIV. I NON-CONF.			12-18-0		.4	211	2-2-0		17		16		112		.51786		112	21		21			
TOTALS		RPI 1-25		RPI 26-50			W-L RECORDS			RPI 51-100			RPI 101-150			RPI 150+							
24-27-0		1-4-0		1-5-0			OVERALL			5-8-0			4-4-0			13-6-0							
16-13-0		1-3-0		0-1-0			HOME			3-6-0			3-1-0			9-2-0							
8-14-0		0-1-0		1-4-0			AWAY			2-2-0			1-3-0			4-4-0							
0-0-0		0-0-0		0-0-0			NEUTRAL			0-0-0			0-0-0			0-0-0							
12-18-0		1-4-0		1-5-0			NON-CONFERENCE			5-8-0			1-1-0			4-0-0							
6-11-0		1-3-0		0-1-0			HOME			3-6-0			0-1-0			2-0-0							
6-7-0		0-1-0		1-0-			AWAY			2-2-0			1-0-0			2-0-0							
0-0-0		0-0-0		0-0-0			NEUTRAL			0-0-0			0-0-0			0-0-0							
12-9-0		0-0-0		0-0-0			CONFERENCE			0-0-0			3-3-0			9-6-0							
10-2-0		0-0-0		0-0-0			HOME			0-0-0			3-0-0			7-2-0							
2-7-0		0-0-0		0-0-0			AWAY			0-0-0			0-3-0			2-4-0							
0-0-0		0-0-0		0-0-0			NEUTRAL			0-0-0			0-0-0			0-0-0							
RPI	S	Opponent		Score		RPI	S	Opponent		Score		RPI	S	Opponent		Score		RPI	S	Opponent		Score	
8	A	Clemson		2	7	41	A	Nebraska		1	6	71	H	Kent St.		0	5	107	A	North Florida		20	3
8	H	Clemson		4	8	41	A	Nebraska		2	6	71	H	Kent St.		10	7	107	H	North Florida		2	11
16	H	Arizona		3	4	41	A	Nebraska		1	10	71	H	Kent St.		5	13	112	A	William & Mary		6	7
16	H	Arizona		0	6	46	A	Coastal Caro.		6	5	72	A	Ga. Southern		7	14	112	A	William & Mary		4	6
16	H	Arizona		3	1	46	A	Coastal Caro.		7	16	72	H	Ga. Southern		4	8	112	A	William & Mary		0	2
						46	H	Coastal Caro.		5	8	82	H	Cincinnati		4	3	148	H	UNCW		7	6
												82	H	Cincinnati		5	3	148	H	UNCW		2	0
												82	H	Cincinnati		4	5	148	H	UNCW		8	7
												85	H	East Carolina		7	12	167	A	Northeastern		3	4
												85	H	East Carolina		12	15	167	A	Northeastern		3	6
												92	A	Georgia		15	6	167	A	Northeastern		3	6
												92	A	Georgia		9	3	199	H	Elon		5	3
												92	A	Georgia		8	9	199	H	Elon		4	6
																		199	H	Elon		11	2
																		226	A	James Madison		8	4
																		226	A	James Madison		5	6
																		226	A	James Madison		12	11
																		228	A	The Citadel		10	1
																		228	H	The Citadel		3	2
																		228	H	The Citadel		3	1
																		231	A	Charleston So.		13	5
																		243	H	Towson		5	0
																		243	H	Towson		8	1
																		243	H	Towson		16	3
																		266	H	Hofstra		1	2
																		266	H	Hofstra		4	2
																		266	H	Hofstra		12	1
LAST 10 GAMES				16	H	Arizona		0	6	112	A	William & Mary		4	6	243	H	Towson		8	1		
				16	H	Arizona		3	4	112	A	William & Mary		6	7	243	H	Towson		16	3		
				16	H	Arizona		3	1	199	H	Elon		4	6	266	H	Hofstra		1	2		
				46	A	Coastal Caro.		6	5	199	H	Elon		5	3	266	H	Hofstra		4	2		
				112	A	William & Mary		0	2	199	H	Elon		11	2	266	H	Hofstra		12	1		

Non-Div. I Games:

Col. of Charleston

Average RPI Win:	197	WON-LOST RECORD	WINNING PCT. RANK	LAST 10 GAMES	STRENGTH OF SCHEDULE	OPP. STRENGTH OF SCHEDULE	TEAM RPI	ADJ RPI	CONF. RPI	ADJ CONF. RPI	
DIV. I ONLY		25-22-0	.53191 120	4-6-0	99	233	143	.50142 143	22	22	
DIV. I NON-CONF.		14-12-0	.53846 128	1-3-0	101	237	155	.49822 155	24	24	
<hr/>											
TOTALS	RPI 1-25	RPI 26-50		W-L RECORDS	RPI 51-100		RPI 101-150		RPI 150+		
25-22-0	0-3-0	0-1-0		OVERALL	1-4-0		4-6-0		20-8-0		
18-13-0	0-1-0	0-0-0		HOME	0-4-0		3-2-0		15-6-0		
6-9-0	0-2-0	0-1-0		AWAY	0-0-0		1-4-0		5-2-0		
1-0-0	0-0-0	0-0-0		NEUTRAL	1-0-0		0-0-0		0-0-0		
14-12-0	0-3-0	0-1-0		NON-CONFERENCE	1-1-0		1-3-0		12-4-0		
12-7-0	0-1-0	0-0-0		HOME	0-1-0		1-1-0		11-4-0		
1-5-0	0-2-0	0-0-		AWAY	0-0-0		0-2-0		1-0-0		
1-0-0	0-0-0	0-0-0		NEUTRAL	1-0-0		0-0-0		0-0-0		
11-10-0	0-0-0	0-0-0		CONFERENCE	0-3-0		3-3-0		8-4-0		
6-6-0	0-0-0	0-0-0		HOME	0-3-0		2-1-0		4-2-0		
5-4-0	0-0-0	0-0-0		AWAY	0-0-0		1-2-0		4-2-0		
0-0-0	0-0-0	0-0-0		NEUTRAL	0-0-0		0-0-0		0-0-0		
RPI S	Opponent	Score	RPI S	Opponent	Score	RPI S	Opponent	Score	RPI S	Opponent	Score
2 A	North Carolina	6 7	30 A	South Carolina	2 3	53 H	Rhode Island	6 7	108 A	VCU	5 4
9 A	Wake Forest	5 13				53 H	Rhode Island	1 9	108 A	VCU	4 11
9 H	Wake Forest	6 12				53 H	Rhode Island	2 5	108 A	VCU	0 14
						84 N	Winthrop	7 6	119 A	Duke	6 8
						97 H	Notre Dame	0 2	128 H	St. Bonaventure	9 2
									128 H	St. Bonaventure	4 17
									128 H	St. Bonaventure	9 2
									131 A	High Point	0 7
									131 H	High Point	11 12
									137 H	Butler	3 2
									156 H	Presbyterian	6 8
									162 H	Hartford	7 5
									163 H	Saint Louis	8 7
									163 H	Saint Louis	6 3
									163 H	Saint Louis	5 7
									176 H	Gardner-Webb	11 2
									178 A	George Washington	0 5
									178 A	George Washington	3 4
									178 A	George Washington	12 2
									180 H	Appalachian St.	12 6
									189 H	UMass Lowell	8 5
									198 A	N.C. A&T	6 0
									198 H	N.C. A&T	5 3
									198 H	N.C. A&T	12 1
									203 H	Georgetown	8 1
									203 H	Georgetown	5 6
									203 H	Georgetown	9 4
LAST 10 GAMES			LAST 10 GAMES			LAST 10 GAMES			LAST 10 GAMES		
84 N	Winthrop	7 6	156 H	Presbyterian	6 8	198 A	N.C. A&T	6 0	198 H	N.C. A&T	5 3
2 A	North Carolina	6 7	178 A	George Washington	3 4	198 H	N.C. A&T	12 1	203 H	Georgetown	8 1
163 H	Saint Louis	8 7	178 A	George Washington	0 5	203 H	Georgetown	5 6	203 H	Georgetown	9 4
163 H	Saint Louis	5 7	178 A	George Washington	12 2	203 H	Georgetown	9 4			
163 H	Saint Louis	6 3	9 H	Wake Forest	6 12	203 H	Georgetown	9 4			

Non-Div. I Games:

Davidson

Davidson

Average RPI Win: 221		WON-LOST RECORD	WINNING PCT. RANK	LAST 10 GAMES	STRENGTH OF SCHEDULE	OPP. STRENGTH OF SCHEDULE	TEAM RPI	ADJ RPI	CONF. RPI	ADJ CONF. RPI	
Average RPI Loss: 145											
DIV. I ONLY		28-23-0	.54902 106	8-2-0	227	263	144	.50137 144	29	29	
DIV. I NON-CONF.		8-17-0	.32 247	1-0-0	82	98	154	.49835 154	27	27	
TOTALS		RPI 1-25	RPI 26-50		W-L RECORDS		RPI 51-100		RPI 101-150		RPI 150+
28-23-0		0-3-0	1-3-0		OVERALL		2-2-0		2-2-0		23-13-0
16-1-0		0-0-0	1-0-0		HOME		1-0-0		0-0-0		14-1-0
12-22-0		0-3-0	0-3-0		AWAY		1-2-0		2-2-0		9-12-0
0-0-0		0-0-0	0-0-0		NEUTRAL		0-0-0		0-0-0		0-0-0
8-17-0		0-3-0	1-3-0		NON-CONFERENCE		2-2-0		2-2-0		3-7-0
3-0-0		0-0-0	1-0-0		HOME		1-0-0		0-0-0		1-0-0
5-17-0		0-3-0	0-0-		AWAY		1-2-0		2-2-0		2-7-0
0-0-0		0-0-0	0-0-0		NEUTRAL		0-0-0		0-0-0		0-0-0
20-6-0		0-0-0	0-0-0		CONFERENCE		0-0-0		0-0-0		20-6-0
13-1-0		0-0-0	0-0-0		HOME		0-0-0		0-0-0		13-1-0
7-5-0		0-0-0	0-0-0		AWAY		0-0-0		0-0-0		7-5-0
0-0-0		0-0-0	0-0-0		NEUTRAL		0-0-0		0-0-0		0-0-0
RPI S	Opponent	Score		RPI S	Opponent	Score		RPI S	Opponent	Score	
18 A	Arkansas	8	11	36 A	Maryland	1	7	53 H	Rhode Island	3	2
18 A	Arkansas	6	16	36 A	Maryland	2	9	54 A	Liberty	9	6
18 A	Arkansas	7	13	36 A	Maryland	0	4	54 A	Liberty	1	4
				42 H	UConn	9	3	54 A	Liberty	1	3
									New Mexico St.	6	3
									New Mexico St.	13	7
									New Mexico St.	7	20
									New Mexico St.	3	4
									Central Conn. St.	7	9
									Central Conn. St.	0	8
									Central Conn. St.	6	3
									Central Conn. St.	7	0
									Hartford	7	8
									Northeastern	5	4
									Brown	7	2
									Brown	3	4
									Brown	4	5
									Brown	3	5
									LIU Brooklyn	8	5
									LIU Brooklyn	13	11
									LIU Brooklyn	4	8
									LIU Brooklyn	7	2
									Saint Joseph's	1	4
									Saint Joseph's	4	5
									Saint Joseph's	1	5
									Quinnipiac	7	6
									Sacred Heart	4	5
									Sacred Heart	3	2
									Sacred Heart	3	12
									Sacred Heart	5	1
									Sacred Heart	7	5
LAST 10 GAMES											
				257 A	Sacred Heart	3	2	297 H	Mt. St. Mary's	11	1
				257 A	Sacred Heart	5	1	297 H	Mt. St. Mary's	11	0
				257 A	Sacred Heart	4	5	297 H	Mt. St. Mary's	12	1
				257 A	Sacred Heart	3	12	167 H	Northeastern	5	4
				297 H	Mt. St. Mary's	6	2	290 H	Fairleigh Dickinson	7	6

Non-Div. I Games:

Bryant

RPI	S	Opponent	Score	
257	H	Sacred Heart	8	5
270	A	Wagner	1	0
270	A	Wagner	1	7
270	A	Wagner	5	4
270	A	Wagner	6	5
290	H	Fairleigh Dickinson	15	5
290	H	Fairleigh Dickinson	7	6
290	H	Fairleigh Dickinson	11	0
290	H	Fairleigh Dickinson	11	3
297	H	Mt. St. Mary's	12	1
297	H	Mt. St. Mary's	11	0
297	H	Mt. St. Mary's	11	1
297	H	Mt. St. Mary's	6	2

Bryant

B
r
y
a
n
t

B
r
y
a
n
t

Average RPI Win: 199		WON-LOST RECORD	WINNING PCT. RANK	LAST 10 GAMES	STRENGTH OF SCHEDULE	OPP. STRENGTH OF SCHEDULE	TEAM RPI	ADJ RPI	CONF. RPI	ADJ CONF. RPI	
Average RPI Loss: 92											
DIV. I ONLY		26-26-0	.5 149	2-8-0	150	135	145	.50123 145	11	11	
DIV. I NON-CONF.		11-13-0	.45833 180	1-0-0	153	162	194	.48031 193	12	12	
<hr/>											
TOTALS		RPI 1-25		RPI 26-50		W-L RECORDS		RPI 51-100		RPI 101-150	RPI 150+
26-26-0		1-1-0		1-8-0		OVERALL		4-5-0		2-9-0	18-3-0
18-7-0		0-0-0		1-3-0		HOME		3-2-0		1-1-0	13-1-0
8-19-0		1-1-0		0-5-0		AWAY		1-3-0		1-8-0	5-2-0
0-0-0		0-0-0		0-0-0		NEUTRAL		0-0-0		0-0-0	0-0-0
<hr/>											
11-13-0		1-1-0		1-2-0		NON-CONFERENCE		1-4-0		1-4-0	7-2-0
10-3-0		0-0-0		1-0-0		HOME		1-1-0		1-1-0	7-1-0
1-10-0		1-1-0		0-0-		AWAY		0-3-0		0-3-0	0-1-0
0-0-0		0-0-0		0-0-0		NEUTRAL		0-0-0		0-0-0	0-0-0
<hr/>											
15-13-0		0-0-0		0-6-0		CONFERENCE		3-1-0		1-5-0	11-1-0
8-4-0		0-0-0		0-3-0		HOME		2-1-0		0-0-0	6-0-0
7-9-0		0-0-0		0-3-0		AWAY		1-0-0		1-5-0	5-1-0
0-0-0		0-0-0		0-0-0		NEUTRAL		0-0-0		0-0-0	0-0-0
<hr/>											
RPI	S	Opponent		Score		RPI	S	Opponent		Score	
6	A	TCU		6	2	27	H	Southeastern La.		5	11
12	A	Baylor		1	2	27	H	Southeastern La.		0	7
						27	H	Southeastern La.		7	11
						33	A	Louisiana Tech		8	10
						33	H	Louisiana Tech		6	2
						35	A	Texas A&M		5	6
						37	A	McNeese		4	8
						37	A	McNeese		1	4
						37	A	McNeese		1	11
											</

Non-Div. I Games:

SFA

RPI	S	Opponent	Score	
276	H	Texas Southern	14	0
276	H	Texas Southern	7	0
278	H	Grambling	9	2
284	H	Ark.-Pine Bluff	6	5
293	H	Mississippi Val.	8	2

S
F
A

S
F
A

SFA

Average RPI Win:		195	WON-LOST RECORD		WINNING PCT. RANK		LAST 10 GAMES		STRENGTH OF SCHEDULE		OPP. STRENGTH OF SCHEDULE		TEAM RPI		ADJ RPI		CONF. RPI		ADJ CONF. RPI						
DIV. I ONLY			25-26-0		.4902 158		6-4-0		124		102		146		.50114 146		16		16						
DIV. I NON-CONF.			16-17-0		.48485 159		1-1-0		59		61		119		.51459 119		13		13						
TOTALS		RPI 1-25		RPI 26-50		W-L RECORDS		RPI 51-100		RPI 101-150		RPI 150+													
25-26-0		1-9-0		0-3-0		OVERALL		3-6-0		4-2-0		17-6-0													
21-7-0		0-3-0		0-0-0		HOME		2-1-0		3-0-0		16-3-0													
4-19-0		1-6-0		0-3-0		AWAY		1-5-0		1-2-0		1-3-0													
0-0-0		0-0-0		0-0-0		NEUTRAL		0-0-0		0-0-0		0-0-0													
16-17-0		1-6-0		0-3-0		NON-CONFERENCE		2-4-0		4-2-0		9-2-0													
14-5-0		0-3-0		0-0-0		HOME		2-1-0		3-0-0		9-1-0													
2-12-0		1-3-0		0-0-		AWAY		0-3-0		1-2-0		0-1-0													
0-0-0		0-0-0		0-0-0		NEUTRAL		0-0-0		0-0-0		0-0-0													
9-9-0		0-3-0		0-0-0		CONFERENCE		1-2-0		0-0-0		8-4-0													
7-2-0		0-0-0		0-0-0		HOME		0-0-0		0-0-0		7-2-0													
2-7-0		0-3-0		0-0-0		AWAY		1-2-0		0-0-0		1-2-0													
0-0-0		0-0-0		0-0-0		NEUTRAL		0-0-0		0-0-0		0-0-0													
RPI	S	Opponent		Score		RPI	S	Opponent		Score		RPI	S	Opponent		Score									
4	H	Texas Tech		5	10	33	A	Louisiana Tech		2	6	57	A	DBU		8	6								
4	H	Texas Tech		1	3	33	A	Louisiana Tech		10	12	57	A	DBU		2	13								
4	H	Texas Tech		1	4	33	A	Louisiana Tech		1	15	57	A	DBU		9	10								
11	A	LSU		2	9							59	A	Kansas		6	8								
11	A	LSU		5	12							59	H	Kansas		8	0								
11	A	LSU		1	6							67	H	Oklahoma St.		3	6								
14	A	Missouri St.		1	8							93	A	Oral Roberts		4	7								
14	A	Missouri St.		5	12							93	H	Oral Roberts		7	6								
14	A	Missouri St.		4	13							98	A	Kansas St.		4	5								
17	A	Oklahoma		4	2																				
						LAST 10 GAMES																			
						263 H Evansville						8	4	57 A DBU						2	13				
						263 H Evansville						7	8	57 A DBU						8	6				
						263 H Evansville						6	0	98 A Kansas St.						4	5				
						93 H Oral Roberts						7	6	281 H Illinois St.						12	7				
						57 A DBU						9	10	281 H Illinois St.						10	5				
																		2127 A Cal Poly						2	0
																		2127 A Cal Poly						0	3
																		2127 A Cal Poly						4	5
																		138 H Grand Canyon						4	0
																		138 H Grand Canyon						1	0
																		138 H Grand Canyon						5	3
																		165 A Creighton						3	4
																		190 H Southern Ill.						8	11
																		190 H Southern Ill.						17	7
																		190 H Southern Ill.						7	0
																		191 A Bradley						10	11
																		191 A Bradley						8	5
																		191 A Bradley						5	6
																		200 H Valparaiso						4	3
																		200 H Valparaiso						3	2
																		200 H Valparaiso						4	3
																		211 H Sacramento St.						2	3
																		247 H Northern Colo.						10	4
																		247 H Northern Colo.						11	5
																		263 H Evansville						7	8
																		263 H Evansville						8	4
																		263 H Evansville						6	0
																		264 H Utah Valley						4	3
																		264 H Utah Valley						16	2
																		264 H Utah Valley						6	5
																		279 H Omaha						8	0
																		281 H Illinois St.						11	1

Non-Div. I Games:

Wichita St.

W
i
c
h
i
t
a
s
t
.

V
 4
 6
 1
 4
 4
 6
 4
 4

Wichita St.

Average RPI Win: 160		WON-LOST	WINNING	LAST 10	STRENGTH OF		OPP. STRENGTH	TEAM	ADJ		CONF.	ADJ CONF.					
Average RPI Loss: 109		RECORD	PCT. RANK	GAMES	SCHEDULE		OF SCHEDULE	RPI	RPI		RPI	RPI					
DIV. I ONLY		25-26-0	.4902	158	8-2-0		91	103	147	.50099	147	20	20				
DIV. I NON-CONF.		12-21-0	.36364	234	2-1-0		68	59	193	.48036	192	22	22				
<hr/>																	
TOTALS		RPI 1-25		RPI 26-50		W-L RECORDS		RPI 51-100		RPI 101-150		RPI 150+					
25-26-0		1-4-0		0-3-0		OVERALL		7-8-0		5-1-0		12-10-0					
16-18-0		0-2-0		0-2-0		HOME		3-5-0		5-1-0		8-8-0					
9-8-0		1-2-0		0-1-0		AWAY		4-3-0		0-0-0		4-2-0					
0-0-0		0-0-0		0-0-0		NEUTRAL		0-0-0		0-0-0		0-0-0					
<hr/>																	
12-21-0		1-4-0		0-3-0		NON-CONFERENCE		3-6-0		2-1-0		6-7-0					
7-15-0		0-2-0		0-2-0		HOME		1-4-0		2-1-0		4-6-0					
5-6-0		1-2-0		0-0-		AWAY		2-2-0		0-0-0		2-1-0					
0-0-0		0-0-0		0-0-0		NEUTRAL		0-0-0		0-0-0		0-0-0					
<hr/>																	
13-5-0		0-0-0		0-0-0		CONFERENCE		4-2-0		3-0-0		6-3-0					
9-3-0		0-0-0		0-0-0		HOME		2-1-0		3-0-0		4-2-0					
4-2-0		0-0-0		0-0-0		AWAY		2-1-0		0-0-0		2-1-0					
0-0-0		0-0-0		0-0-0		NEUTRAL		0-0-0		0-0-0		0-0-0					
<hr/>																	
RPI	S	Opponent		Score		RPI	S	Opponent		Score		RPI	S	Opponent		Score	
5	H	Florida		8	9	28	A	Florida St.		3	7	55	H	FGCU		2	1
19	A	South Fla.		4	9	28	H	Florida St.		5	11	55	H	FGCU		2	4
19	A	South Fla.		6	0	42	H	UConn		3	9	55	H	FGCU		1	0
19	H	South Fla.		6	8							73	H	FIU		0	9
25	A	UCF		3	5							73	H	FIU		6	10
												78	H	Seton Hall		5	6
												78	H	Seton Hall		1	5
												79	A	Tulane		5	1
												79	A	Tulane		6	7
												79	A	Tulane		12	10
												80	A	Jacksonville		1	2
												80	A	Jacksonville		17	5
												80	A	Jacksonville		3	1
												86	A	Bethune-Cookman		8	9
												86	H	Bethune-Cookman		9	2

Non-Div. I Games:

Stetson

RPI	S	Opponent	Score
289	H	NJIT	4 2

Stetson

UNCW

Average RPI Win: 181		WON-LOST RECORD	WINNING PCT. RANK	LAST 10 GAMES	STRENGTH OF SCHEDULE	OPP. STRENGTH OF SCHEDULE	TEAM RPI	ADJ RPI	CONF. RPI	ADJ CONF. RPI					
Average RPI Loss: 111															
DIV. I ONLY		26-25-0	.5098	145	6-4-0	111	134	148	.50086	148	21	21			
DIV. I NON-CONF.		12-18-0	.4	211	0-2-0	70	76	191	.48121	190	21	21			
<hr/>															
TOTALS		RPI 1-25		RPI 26-50		W-L RECORDS		RPI 51-100		RPI 101-150		RPI 150+			
26-25-0		0-0-0		1-9-0		OVERALL		0-5-0		6-4-0		19-7-0			
21-11-0		0-0-0		1-3-0		HOME		0-4-0		6-1-0		14-3-0			
5-14-0		0-0-0		0-6-0		AWAY		0-1-0		0-3-0		5-4-0			
0-0-0		0-0-0		0-0-0		NEUTRAL		0-0-0		0-0-0		0-0-0			
<hr/>															
12-18-0		0-0-0		1-9-0		NON-CONFERENCE		0-5-0		4-0-0		7-4-0			
11-9-0		0-0-0		1-3-0		HOME		0-4-0		4-0-0		6-2-0			
1-9-0		0-0-0		0-0-		AWAY		0-1-0		0-0-0		1-2-0			
0-0-0		0-0-0		0-0-0		NEUTRAL		0-0-0		0-0-0		0-0-0			
<hr/>															
14-7-0		0-0-0		0-0-0		CONFERENCE		0-0-0		2-4-0		12-3-0			
10-2-0		0-0-0		0-0-0		HOME		0-0-0		2-1-0		8-1-0			
4-5-0		0-0-0		0-0-0		AWAY		0-0-0		0-3-0		4-2-0			
0-0-0		0-0-0		0-0-0		NEUTRAL		0-0-0		0-0-0		0-0-0			
<hr/>															
RPI	S	Opponent	Score	RPI	S	Opponent	Score	RPI	S	Opponent	Score				
				32	A	Ole Miss	2 7	55	H	FGCU	3 5	108	H	VCU	10 1
				32	A	Ole Miss	4 8	55	H	FGCU	1 5	108	H	VCU	10 4
				32	A	Ole Miss	6 8	55	H	FGCU	1 10	108	H	VCU	5 4
				36	H	Maryland	6 10	85	A	East Carolina	2 10	112	H	William & Mary	9 10
				36	H	Maryland	10 7	85	H	East Carolina	5 9	112	H	William & Mary	6 5
				40	A	North Carolina St.	3 6					112	H	William & Mary	11 1
				40	H	North Carolina St.	5 8					131	H	High Point	7 3
				46	A	Coastal Caro.	2 13					142	A	Col. of Charleston	0 2
				46	A	Coastal Caro.	6 13					142	A	Col. of Charleston	6 7
				46	H	Coastal Caro.	1 4					142	A	Col. of Charleston	7 8
												151	H	Delaware	16 5
												151	H	Delaware	2 5
												151	H	Delaware	5 0
												167	H	Northeastern	7 3
												167	H	Northeastern	11 4
												167	H	Northeastern	4 3
												180	H	Appalachian St.	6 5
												184	H	George Mason	12 8
												195	H	VMI	4 3
												199	A	Elon	3 2
												199	A	Elon	3 5
												199	A	Elon	6 5
												210	A	Campbell	5 12
												210	H	Campbell	2 4
												226	H	James Madison	7 5
												226	H	James Madison	4 1
												226	H	James Madison	6 2
<hr/>															
LAST 10 GAMES															
				199	A	Elon	3 5	167	H	Northeastern	7 3	210	A	Campbell	5 12
				199	A	Elon	3 2	167	H	Northeastern	11 4	210	H	Campbell	2 4
				199	A	Elon	6 5	167	H	Northeastern	4 3	226	H	James Madison	7 5
				40	A	North Carolina St.	3 6	151	H	Delaware	5 0	226	H	James Madison	4 1
				46	A	Coastal Caro.	6 13	151	H	Delaware	2 5	226	H	James Madison	6 2

Non-Div. I Games:

UNCW

RPI	S	Opponent	Score	
255	A	N.C. Central	16	8
255	A	N.C. Central	6	8
255	H	N.C. Central	3	0
259	H	Longwood	11	1
259	H	Longwood	3	5
259	H	Longwood	7	3
266	A	Hofstra	3	6
266	A	Hofstra	7	4
266	A	Hofstra	20	7

UNCW

U
N
C
W

U
N
C
W

U
N
C
G

UNCG

RPI	S	Opponent	Score	
228	H	The Citadel	8	2
228	H	The Citadel	15	5
228	H	The Citadel	2	5
288	H	UMES	18	4
288	H	UMES	4	2
288	H	UMES	11	3
291	H	Lafayette	25	7
291	H	Lafayette	14	2
291	H	Lafayette	8	7
291	H	Lafayette	11	8

UNCG

U
N
C
G

U
N
C
G

Average RPI Win: 151		WON-LOST	WINNING	LAST 10	STRENGTH OF		OPP. STRENGTH	TEAM	ADJ	CONF.	ADJ CONF.
Average RPI Loss: 97		RECORD	PCT. RANK	GAMES	SCHEDULE		OF SCHEDULE	RPI	RPI	RPI	RPI
DIV. I ONLY		20-32-0	.38462	238	3-7-0		41	131	150	.49949	150
DIV. I NON-CONF.		13-18-0	.41935	201	1-2-0		55	173	162	.49568	162
TOTALS		RPI 1-25	RPI 26-50		W-L RECORDS		RPI 51-100		RPI 101-150		RPI 150+
20-32-0		1-2-0	2-4-0		OVERALL		5-13-0		2-8-0		10-5-0
7-15-0		0-1-0	1-2-0		HOME		1-4-0		2-5-0		3-3-0
8-12-0		0-0-0	1-2-0		AWAY		3-6-0		0-2-0		4-2-0
5-5-0		1-1-0	0-0-0		NEUTRAL		1-3-0		0-1-0		3-0-0
13-18-0		1-2-0	0-0-0		NON-CONFERENCE		3-6-0		1-6-0		8-4-0
5-8-0		0-1-0	0-0-0		HOME		1-1-0		1-3-0		3-3-0
3-5-0		0-0-0	0-0-0		AWAY		1-2-0		0-2-0		2-1-0
5-5-0		1-1-0	0-0-0		NEUTRAL		1-3-0		0-1-0		3-0-0
7-14-0		0-0-0	2-4-0		CONFERENCE		2-7-0		1-2-0		2-1-0
2-7-0		0-0-0	1-2-0		HOME		0-3-0		1-2-0		0-0-0
5-7-0		0-0-0	1-2-0		AWAY		2-4-0		0-0-0		2-1-0
0-0-0		0-0-0	0-0-0		NEUTRAL		0-0-0		0-0-0		0-0-0
RPI S	Opponent	Score	RPI S	Opponent	Score	RPI S	Opponent	Score	RPI S	Opponent	Score
1 N	Oregon St.	6 1	31 A	Michigan	2 5	51 N	Utah	4 6	106 A	Xavier	5 6
1 N	Oregon St.	1 5	31 A	Michigan	0 6	51 N	Utah	0 12	106 A	Xavier	4 5
4 H	Texas Tech	3 5	31 A	Michigan	4 2	55 A	FGCU	5 4	106 H	Xavier	2 3
			41 H	Nebraska	1 3	55 A	FGCU	1 13	124 H	Purdue	1 2
			41 H	Nebraska	9 7	55 A	FGCU	9 10	124 H	Purdue	13 2
			41 H	Nebraska	9 11	71 H	Kent St.	9 8	124 H	Purdue	1 6
						74 H	Minnesota	2 5	133 N	Pittsburgh	2 7
						74 H	Minnesota	5 6	149 H	UNCG	5 4
						74 H	Minnesota	5 15	149 H	UNCG	4 11
						81 A	Michigan St.	0 2	149 H	UNCG	4 11
						81 A	Michigan St.	13 8	151 N	Delaware	15 10
						81 A	Michigan St.	5 6	153 H	Ball St.	4 14
						82 H	Cincinnati	1 7	186 H	Eastern Mich.	1 3
						96 A	Iowa	12 7	209 A	Penn St.	5 2
						96 A	Iowa	10 11	209 A	Penn St.	11 2
						96 A	Iowa	5 9	209 A	Penn St.	2 6
						98 N	Kansas St.	6 3	210 A	Campbell	7 1
						98 N	Kansas St.	2 3	210 A	Campbell	7 6
									210 A	Campbell	2 7
									223 H	Ohio	3 0
									227 H	Northern Ky.	1 8
									230 N	Bucknell	5 2
									271 H	Bowling Green	7 6
									272 H	Youngstown St.	12 8
									283 N	Lehigh	7 3
			LAST 10 GAMES			31 A	Michigan	4 2			
			96 A	Iowa	10 11	31 A	Michigan	2 5			
			96 A	Iowa	12 7	31 A	Michigan	0 6			
			96 A	Iowa	5 9	4 H	Texas Tech	3 5			
			153 H	Ball St.	4 14	41 H	Nebraska	9 11			
			271 H	Bowling Green	7 6						

Non-Div. I Games:

Ohio St.

Average RPI Win:	206	WON-LOST RECORD	WINNING PCT. RANK	LAST 10 GAMES	STRENGTH OF SCHEDULE	OPP. STRENGTH OF SCHEDULE	TEAM RPI	ADJ RPI	CONF. RPI	ADJ CONF. RPI				
DIV. I ONLY		28-20-0	.58333	85	5-5-0	229	195	151	.49907	151	21	21		
DIV. I NON-CONF.		15-12-0	.55556	111	1-3-0	229	192	179	.48651	179	21	21		
<hr/>														
TOTALS	RPI 1-25	RPI 26-50		W-L RECORDS		RPI 51-100		RPI 101-150		RPI 150+				
28-20-0	1-0-0	1-3-0		OVERALL		0-1-0		3-6-0		23-10-0				
19-3-0	0-0-0	0-0-0		HOME		0-0-0		2-1-0		17-2-0				
6-13-0	0-0-0	1-3-0		AWAY		0-0-0		1-2-0		4-8-0				
3-4-0	1-0-0	0-0-0		NEUTRAL		0-1-0		0-3-0		2-0-0				
15-12-0	1-0-0	1-3-0		NON-CONFERENCE		0-1-0		0-3-0		13-5-0				
11-2-0	0-0-0	0-0-0		HOME		0-0-0		0-0-0		11-2-0				
1-6-0	0-0-0	1-0-		AWAY		0-0-0		0-0-0		0-3-0				
3-4-0	1-0-0	0-0-0		NEUTRAL		0-1-0		0-3-0		2-0-0				
13-8-0	0-0-0	0-0-0		CONFERENCE		0-0-0		3-3-0		10-5-0				
8-1-0	0-0-0	0-0-0		HOME		0-0-0		2-1-0		6-0-0				
5-7-0	0-0-0	0-0-0		AWAY		0-0-0		1-2-0		4-5-0				
0-0-0	0-0-0	0-0-0		NEUTRAL		0-0-0		0-0-0		0-0-0				
RPI	S	Opponent	Score		RPI	S	Opponent	Score		RPI	S	Opponent	Score	
7	N	Kentucky	4	3	39	A	Old Dominion	1	2	98	N	Kansas St.	0	7
					40	A	North Carolina St.	0	7					
					40	A	North Carolina St.	5	4					
					40	A	North Carolina St.	1	7					

Non-Div. I Games:

Delaware

RPI	S	Opponent	Score
237	N	Saint Joseph's	10 8
241	H	Rider	3 4
241	H	Rider	8 5
241	N	Rider	21 6
243	H	Towson	11 1
243	H	Towson	7 5
243	H	Towson	8 0
266	H	Hofstra	8 4
266	H	Hofstra	17 7
266	H	Hofstra	11 4
270	H	Wagner	19 6
270	H	Wagner	21 8
270	H	Wagner	15 7
275	H	Delaware St.	15 5
280	A	La Salle	3 7

Delaware

Average RPI Win: 171		WON-LOST	WINNING	LAST 10	STRENGTH OF		OPP. STRENGTH	TEAM	ADJ	CONF.	ADJ CONF.
Average RPI Loss: 140		RECORD	PCT. RANK	GAMES	SCHEDULE		OF SCHEDULE	RPI	RPI	RPI	RPI
DIV. I ONLY		26-27-0	.49057	157	3-7-0		122	179	152	.49854	152
DIV. I NON-CONF.		15-17-0	.46875	172	0-3-0		188	188	195	.47992	194
TOTALS		RPI 1-25	RPI 26-50		W-L RECORDS		RPI 51-100		RPI 101-150		RPI 150+
26-27-0		0-1-0	1-3-0		OVERALL		2-4-0		9-8-0		14-11-0
14-14-0		0-0-0	1-2-0		HOME		2-3-0		5-3-0		6-6-0
11-12-0		0-1-0	0-1-0		AWAY		0-1-0		4-5-0		7-4-0
1-1-0		0-0-0	0-0-0		NEUTRAL		0-0-0		0-0-0		1-1-0
15-17-0		0-1-0	0-1-0		NON-CONFERENCE		2-4-0		2-3-0		11-8-0
8-8-0		0-0-0	0-0-0		HOME		2-3-0		1-1-0		5-4-0
6-8-0		0-1-0	0-0-		AWAY		0-1-0		1-2-0		5-3-0
1-1-0		0-0-0	0-0-0		NEUTRAL		0-0-0		0-0-0		1-1-0
11-10-0		0-0-0	1-2-0		CONFERENCE		0-0-0		7-5-0		3-3-0
6-6-0		0-0-0	1-2-0		HOME		0-0-0		4-2-0		1-2-0
5-4-0		0-0-0	0-0-0		AWAY		0-0-0		3-3-0		2-1-0
0-0-0		0-0-0	0-0-0		NEUTRAL		0-0-0		0-0-0		0-0-0
RPI S	Opponent	Score	RPI S	Opponent	Score	RPI S	Opponent	Score	RPI S	Opponent	Score
8 A	Clemson	2 9	30 A	South Carolina	5 9	62 H	Yale	3 2	102 A	Western Caro.	3 9
			48 H	Mercer	6 7	62 H	Yale	6 2	102 A	Western Caro.	7 10
			48 H	Mercer	7 11	62 H	Yale	15 18	102 A	Western Caro.	18 3
			48 H	Mercer	5 4	62 H	Yale	8 17	103 H	Wright St.	0 3
						84 A	Winthrop	3 4	114 A	Florida A&M	7 8
						84 H	Winthrop	6 10	114 A	Florida A&M	4 17
									114 A	Florida A&M	3 2
									120 H	Samford	6 3
									120 H	Samford	7 5
									120 H	Samford	2 8
									133 H	Pittsburgh	4 3
									136 H	Furman	9 8
									136 H	Furman	4 12
									136 H	Furman	21 2
									149 A	UNCG	13 4
									149 A	UNCG	12 13
									149 A	UNCG	8 7
									156 A	Presbyterian	1 6
									156 N	Presbyterian	10 9
									188 A	ETSU	14 5
									188 A	ETSU	11 8
									188 A	ETSU	5 6
									195 H	VMI	1 8
									195 H	VMI	13 3
									195 H	VMI	3 4
									201 A	Navy	6 3
									203 H	Georgetown	18 11
LAST 10 GAMES			48 H	Mercer	7 11	102 A	Western Caro.	7 10			
			48 H	Mercer	6 7	102 A	Western Caro.	18 3			
			48 H	Mercer	5 4	102 A	Western Caro.	3 9			
			253 A	USC Upstate	5 6	30 A	South Carolina	5 9			
			84 A	Winthrop	3 4	188 A	ETSU	11 8			

Non-Div. I Games:

Wofford

RPI	S	Opponent	Score	
208	A	UNC Asheville	17	8
208	H	UNC Asheville	6	7
222	H	Monmouth	4	6
222	H	Monmouth	16	4
226	H	James Madison	1	5
231	N	Charleston So.	2	5
253	A	USC Upstate	5	6
253	A	USC Upstate	10	14
253	H	USC Upstate	4	2
256	A	Villanova	8	0
256	A	Villanova	13	0
256	A	Villanova	7	3
259	H	Longwood	6	5
280	H	La Salle	6	7
280	H	La Salle	6	1

Wofford

W
o
f
f
o
r
d

W
o
f
f
o
r
d

[illegible]

Non-Div. I Games:

Ball St.

RPI	S	Opponent	Score	
258	A	Northern Ill.	4	1
258	A	Northern Ill.	3	6
268	A	Dayton	10	2
268	A	Dayton	2	3
268	H	Dayton	6	0
268	H	Dayton	4	3
271	H	Bowling Green	23	5
271	H	Bowling Green	13	6
271	H	Bowling Green	7	4
282	N	Chicago St.	8	6
298	H	Fort Wayne	3	0

B
a
l
l
S
t
.

B
a
l
l
S
t
.

C
a
n
i
s
i
u
s

Canisius

RPI	S	Opponent	Score
241	H	Rider	7 0
241	H	Rider	4 3
244	A	Quinnipiac	3 2
244	A	Quinnipiac	4 7
244	A	Quinnipiac	10 4
245	A	Siena	7 2
245	A	Siena	4 2
245	A	Siena	3 8
254	H	Manhattan	16 5
254	H	Manhattan	0 2
254	H	Manhattan	3 2
261	A	Iona	2 0
261	A	Iona	5 4
261	A	Iona	1 0
272	H	Youngstown St.	2 4
282	N	Chicago St.	8 1
289	N	NJIT	6 1
298	N	Fort Wayne	13 6
298	N	Fort Wayne	8 4

Canisius

Average RPI Win: 128		WON-LOST	WINNING	LAST 10	STRENGTH OF		OPP. STRENGTH	TEAM	ADJ		CONF.	ADJ CONF.
Average RPI Loss: 87		RECORD	PCT. RANK	GAMES	SCHEDULE		OF SCHEDULE	RPI	RPI		RPI	RPI
DIV. I ONLY		19-30-0	.38776	236	2-1-0		56	79	155		.49715	155
DIV. I NON-CONF.		13-18-0	.41935	201	0-1-0		38	58	139		.50569	139
TOTALS		RPI 1-25	RPI 26-50		W-L RECORDS		RPI 51-100		RPI 101-150		RPI 150+	
19-30-0		2-4-0	1-6-0		OVERALL		6-9-0		3-5-0		7-6-0	
9-16-0		2-4-0	0-3-0		HOME		2-3-0		1-3-0		4-3-0	
9-12-0		0-0-0	1-2-0		AWAY		3-5-0		2-2-0		3-3-0	
1-2-0		0-0-0	0-1-0		NEUTRAL		1-1-0		0-0-0		0-0-0	
13-18-0		2-1-0	0-4-0		NON-CONFERENCE		6-9-0		1-1-0		4-3-0	
7-9-0		2-1-0	0-3-0		HOME		2-3-0		0-1-0		3-1-0	
5-7-0		0-0-0	0-0-		AWAY		3-5-0		1-0-0		1-2-0	
1-2-0		0-0-0	0-1-0		NEUTRAL		1-1-0		0-0-0		0-0-0	
6-12-0		0-3-0	1-2-0		CONFERENCE		0-0-0		2-4-0		3-3-0	
2-7-0		0-3-0	0-0-0		HOME		0-0-0		1-2-0		1-2-0	
4-5-0		0-0-0	1-2-0		AWAY		0-0-0		1-2-0		2-1-0	
0-0-0		0-0-0	0-0-0		NEUTRAL		0-0-0		0-0-0		0-0-0	
RPI S	Opponent	Score	RPI S	Opponent	Score	RPI S	Opponent	Score	RPI S	Opponent	Score	
6 H	TCU	11 2	26 H	Houston	3 7	52 A	San Diego	8 7	110 A	Southern California	14 3	
6 H	TCU	6 3	26 H	Houston	4 5	52 A	San Diego	6 14	110 H	Southern California	7 9	
6 H	TCU	7 16	26 H	Houston	3 4	52 H	San Diego	1 5	121 A	UC Santa Barbara	7 8	
22 H	Long Beach St.	0 4	42 N	Tennessee	9 10	56 A	Loyola Marymount	7 6	121 A	UC Santa Barbara	8 7	
22 H	Long Beach St.	2 8	45 A	Cal St. Fullerton	12 4	56 H	Loyola Marymount	2 4	121 A	UC Santa Barbara	3 11	
22 H	Long Beach St.	2 5	45 A	Cal St. Fullerton	2 3	60 A	UCLA	5 3	127 H	Cal Poly	2 3	
			45 A	Cal St. Fullerton	3 5	68 A	Oregon	3 6	127 H	Cal Poly	3 2	
						68 A	Oregon	2 7	127 H	Cal Poly	5 6	
						68 A	Oregon	1 10	161 A	Hawaii	5 4	
						68 N	Oregon	5 11	161 A	Hawaii	4 3	
						74 H	Minnesota	8 9	161 A	Hawaii	2 6	
						74 H	Minnesota	7 5	172 H	CSUN	8 4	
						89 A	San Diego St.	3 9	172 H	CSUN	1 2	
						89 H	San Diego St.	7 5	172 H	CSUN	5 6	
						97 N	Notre Dame	18 4	179 A	CSU Bakersfield	4 5	
									179 H	CSU Bakersfield	2 14	
									273 A	Seattle U	2 8	
									273 A	Seattle U	3 2	
									277 H	Portland	3 1	
									277 H	Portland	6 3	
									277 H	Portland	5 3	
LAST 10 GAMES												
			110 H	Southern California	7 9	172 H	CSUN	1 2				
			161 A	Hawaii	5 4	172 H	CSUN	8 4				
			161 A	Hawaii	4 3	172 H	CSUN	5 6				
			161 A	Hawaii	2 6	179 A	CSU Bakersfield	4 5				
			52 H	San Diego	1 5	45 A	Cal St. Fullerton	12 4				

Non-Div. I Games:

UC Irvine

[illegible]

Non-Div. I Games:

Presbyterian

RPI	S	Opponent	Score	
208	H	UNC Asheville	1	7
218	N	UT Martin	3	2
228	A	The Citadel	8	9
231	A	Charleston So.	10	5
231	A	Charleston So.	11	10
231	A	Charleston So.	10	8
238	H	Army West Point	5	9
238	H	Army West Point	13	4
238	H	Army West Point	9	0
253	A	USC Upstate	4	5
253	H	USC Upstate	5	6
255	A	N.C. Central	8	7
255	H	N.C. Central	8	7
259	A	Longwood	10	2
259	A	Longwood	2	1
259	A	Longwood	1	2

Presbyterian

P
r
e
s
b
y
t
e
r
i
a
n

P
r
e
s
b
y
t
e
r
i
a
n

Average RPI Win: 226		WON-LOST	WINNING	LAST 10	STRENGTH OF		OPP. STRENGTH	TEAM	ADJ	CONF.	ADJ CONF.
Average RPI Loss: 147		RECORD	PCT. RANK	GAMES	SCHEDULE		OF SCHEDULE	RPI	RPI	RPI	RPI
DIV. I ONLY		28-20-0	.58333	85	7-3-0		219	267	157	.49611	157
DIV. I NON-CONF.		11-13-0	.45833	180	2-1-0		44	212	113	.51757	113
TOTALS		RPI 1-25	RPI 26-50		W-L RECORDS		RPI 51-100		RPI 101-150		RPI 150+
28-20-0		0-4-0	2-4-0		OVERALL		0-0-0		3-2-0		23-10-0
13-7-0		0-0-0	1-2-0		HOME		0-0-0		2-2-0		10-3-0
10-12-0		0-4-0	1-2-0		AWAY		0-0-0		0-0-0		9-6-0
5-1-0		0-0-0	0-0-0		NEUTRAL		0-0-0		1-0-0		4-1-0
11-13-0		0-4-0	2-4-0		NON-CONFERENCE		0-0-0		1-0-0		8-5-0
4-3-0		0-0-0	1-2-0		HOME		0-0-0		0-0-0		3-1-0
2-9-0		0-4-0	1-0-		AWAY		0-0-0		0-0-0		1-3-0
5-1-0		0-0-0	0-0-0		NEUTRAL		0-0-0		1-0-0		4-1-0
17-7-0		0-0-0	0-0-0		CONFERENCE		0-0-0		2-2-0		15-5-0
9-4-0		0-0-0	0-0-0		HOME		0-0-0		2-2-0		7-2-0
8-3-0		0-0-0	0-0-0		AWAY		0-0-0		0-0-0		8-3-0
0-0-0		0-0-0	0-0-0		NEUTRAL		0-0-0		0-0-0		0-0-0
RPI S	Opponent	Score		RPI S	Opponent	Score		RPI S	Opponent	Score	
17 A	Oklahoma	0	3	42 H	UConn	5	7	130 N	Marist	3	2
17 A	Oklahoma	2	11	50 A	Binghamton	3	2	144 H	Bryant	3	6
17 A	Oklahoma	1	6	50 A	Binghamton	2	3	144 H	Bryant	8	0
17 A	Oklahoma	2	13	50 A	Binghamton	1	6	144 H	Bryant	9	7
				50 H	Binghamton	0	3	144 H	Bryant	0	7
				50 H	Binghamton	2	1	162 H	Hartford	6	4
								189 H	UMass Lowell	5	0
								193 N	Maine	3	6
								193 N	Maine	6	3
								201 A	Navy	3	7
								201 A	Navy	6	11
								219 N	Holy Cross	3	2
								236 A	LIU Brooklyn	4	6
								236 A	LIU Brooklyn	5	0
								236 A	LIU Brooklyn	9	8
								236 A	LIU Brooklyn	3	0
								244 A	Quinnipiac	24	13
								244 H	Quinnipiac	6	3
								245 A	Siena	4	5
								249 N	South Dakota St.	15	6
								249 N	South Dakota St.	6	4
								257 H	Sacred Heart	9	5
								257 H	Sacred Heart	9	1
								257 H	Sacred Heart	2	6
								257 H	Sacred Heart	11	5
								257 H	Sacred Heart	3	4
								257 H	Sacred Heart	2	1
LAST 10 GAMES				LAST 10 GAMES				LAST 10 GAMES			
270 A	Wagner	4	5	257 H	Sacred Heart	9	1	257 H	Sacred Heart	9	1
270 A	Wagner	7	4	257 H	Sacred Heart	11	5	257 H	Sacred Heart	2	6
270 A	Wagner	10	7	244 A	Quinnipiac	24	13	257 H	Sacred Heart	11	5
270 A	Wagner	2	5	50 A	Binghamton	2	3	257 H	Sacred Heart	3	4
257 H	Sacred Heart	9	5	50 A	Binghamton	3	2	257 H	Sacred Heart	2	1

Non-Div. I Games:

Central Conn. St.

RPI	S	Opponent	Score	
262	H	Massachusetts	0	15
270	A	Wagner	7	4
270	A	Wagner	4	5
270	A	Wagner	2	5
270	A	Wagner	10	7
297	A	Mt. St. Mary's	11	3
297	A	Mt. St. Mary's	7	5
297	A	Mt. St. Mary's	7	2
297	H	Mt. St. Mary's	2	0
297	H	Mt. St. Mary's	4	0
297	H	Mt. St. Mary's	9	1

Central Conn. St.
.
S
t
.

C
e
n
t
r
a
l
C
o
n
n
.
S
t
.

Average RPI Win:	209	WON-LOST RECORD	WINNING PCT. RANK	LAST 10 GAMES	STRENGTH OF SCHEDULE	OPP. STRENGTH OF SCHEDULE	TEAM RPI	ADJ RPI	CONF. RPI	ADJ CONF. RPI					
DIV. I ONLY		28-20-0	.58333	85	5-5-0	251	250	158	.4961	158	26	26			
DIV. I NON-CONF.		13-14-0	.48148	163	0-1-0	150	216	134	.50771	134	25	25			
<hr/>															
TOTALS	RPI 1-25	RPI 26-50		W-L RECORDS		RPI 51-100		RPI 101-150		RPI 150+					
28-20-0	0-0-0	0-1-0		OVERALL		1-2-0		5-8-0		22-9-0					
12-6-0	0-0-0	0-1-0		HOME		1-0-0		1-2-0		10-3-0					
15-12-0	0-0-0	0-0-0		AWAY		0-2-0		4-6-0		11-4-0					
1-2-0	0-0-0	0-0-0		NEUTRAL		0-0-0		0-0-0		1-2-0					
<hr/>															
13-14-0	0-0-0	0-1-0		NON-CONFERENCE		1-2-0		4-6-0		8-5-0					
3-3-0	0-0-0	0-1-0		HOME		1-0-0		0-0-0		2-2-0					
9-9-0	0-0-0	0-0-		AWAY		0-2-0		4-6-0		5-1-0					
1-2-0	0-0-0	0-0-0		NEUTRAL		0-0-0		0-0-0		1-2-0					
<hr/>															
15-6-0	0-0-0	0-0-0		CONFERENCE		0-0-0		1-2-0		14-4-0					
9-3-0	0-0-0	0-0-0		HOME		0-0-0		1-2-0		8-1-0					
6-3-0	0-0-0	0-0-0		AWAY		0-0-0		0-0-0		6-3-0					
0-0-0	0-0-0	0-0-0		NEUTRAL		0-0-0		0-0-0		0-0-0					
<hr/>															
RPI	S	Opponent	Score	RPI	S	Opponent	Score	RPI	S	Opponent	Score				
				42	H	UConn	1 6	62	H	Yale	5 1				
								86	A	Bethune-Cookman	5 9				
								86	A	Bethune-Cookman	5 7				
										105	A	Lamar University	7 6		
										105	A	Lamar University	1 5		
										105	A	Lamar University	9 19		
										105	A	Lamar University	6 2		
										108	A	VCU	3 4		
										108	A	VCU	4 5		
										108	A	VCU	1 2		
										130	H	Marist	1 3		
										130	H	Marist	1 3		
										130	H	Marist	5 4		
										147	A	Stetson	5 2		
										147	A	Stetson	6 0		
										147	A	Stetson	0 3		
										162	A	Hartford	10 2		
										162	H	Hartford	7 3		
										162	H	Hartford	3 4		
										175	A	Stony Brook	1 0		
										175	A	Stony Brook	2 1		
										192	N	Penn	7 5		
										192	N	Penn	3 6		
										192	N	Penn	0 8		
				LAST 10 GAMES						213	A	Niagara	5 6		
				130	H	Marist	1 3	222	H	Monmouth	15 9	213	A	Niagara	7 11
				130	H	Marist	1 3	289	A	NJIT	12 13	213	A	Niagara	4 1
				130	H	Marist	5 4	213	A	Niagara	4 1	217	H	Fordham	6 3
				222	H	Monmouth	9 2	213	A	Niagara	7 11	222	H	Monmouth	9 2
				222	H	Monmouth	7 6	213	A	Niagara	5 6	222	H	Monmouth	7 6

Non-Div. I Games:

Fairfield

Fairfield

Average RPI Win:	164	WON-LOST	WINNING	LAST 10	STRENGTH OF	OPP. STRENGTH	TEAM	ADJ	CONF.	ADJ CONF.			
Average RPI Loss:	147	RECORD	PCT. RANK	GAMES	SCHEDULE	OF SCHEDULE	RPI	RPI	RPI	RPI			
DIV. I ONLY		29-22-0	.56863	94	9-1-0	217	108	159	.49586	159	19	19	
DIV. I NON-CONF.		13-11-0	.54167	122	2-0-0	234	78	180	.48534	180	16	16	
<hr/>													
TOTALS	RPI 1-25	RPI 26-50		W-L RECORDS		RPI 51-100		RPI 101-150		RPI 150+			
29-22-0	0-0-0	4-2-0		OVERALL		3-7-0		5-3-0		17-10-0			
19-11-0	0-0-0	3-0-0		HOME		3-4-0		2-3-0		11-4-0			
10-11-0	0-0-0	1-2-0		AWAY		0-3-0		3-0-0		6-6-0			
0-0-0	0-0-0	0-0-0		NEUTRAL		0-0-0		0-0-0		0-0-0			
13-11-0	0-0-0	0-0-0		NON-CONFERENCE		2-5-0		5-3-0		6-3-0			
9-6-0	0-0-0	0-0-0		HOME		2-2-0		2-3-0		5-1-0			
4-5-0	0-0-0	0-0-		AWAY		0-3-0		3-0-0		1-2-0			
0-0-0	0-0-0	0-0-0		NEUTRAL		0-0-0		0-0-0		0-0-0			
16-11-0	0-0-0	4-2-0		CONFERENCE		1-2-0		0-0-0		11-7-0			
10-5-0	0-0-0	3-0-0		HOME		1-2-0		0-0-0		6-3-0			
6-6-0	0-0-0	1-2-0		AWAY		0-0-0		0-0-0		5-4-0			
0-0-0	0-0-0	0-0-0		NEUTRAL		0-0-0		0-0-0		0-0-0			
RPI	S	Opponent	Score	RPI	S	Opponent	Score	RPI	S	Opponent	Score		
				49	A	New Mexico	4 24	68	H	Oregon	1 13		
				49	A	New Mexico	2 1	68	H	Oregon	2 3		
				49	A	New Mexico	2 6	68	H	Oregon	9 1		
				49	H	New Mexico	9 3	68	H	Oregon	8 3		
				49	H	New Mexico	16 2	81	A	Michigan St.	5 9		
				49	H	New Mexico	15 9	81	A	Michigan St.	4 10		
								81	A	Michigan St.	2 8		
								89	H	San Diego St.	8 7		
								89	H	San Diego St.	0 12		
								89	H	San Diego St.	4 5		
										127	A	Cal Poly	6 3
										127	H	Cal Poly	12 8
										135	A	San Francisco	6 3
										135	H	San Francisco	6 7
										139	A	UC Riverside	7 5
										139	H	UC Riverside	3 4
										139	H	UC Riverside	4 6
										139	H	UC Riverside	5 4
										186	H	Eastern Mich.	11 15
										186	H	Eastern Mich.	10 2
										186	H	Eastern Mich.	6 3
										197	A	Pepperdine	7 8
										197	H	Pepperdine	5 2
										206	A	Air Force	5 14
										206	A	Air Force	10 8
										206	A	Air Force	15 7
										206	H	Air Force	5 10
										206	H	Air Force	8 7
										206	H	Air Force	7 5
										211	A	Sacramento St.	9 0
										211	H	Sacramento St.	9 2
										212	A	Nevada	4 5
										212	A	Nevada	3 7
										212	A	Nevada	27 5
										212	H	Nevada	9 5
										212	H	Nevada	8 10
										212	H	Nevada	3 2

Non-Div. I Games:

Fresno St.

**F
r
e
s
n
o
s
t
.**

F
r
e
s
n
o
s
t
.

Fresno St.

Non-Div. I Games:

 Tie, Loss, Non-Conf, S Site, H Home, A Away, N Neutral Page 245

RPI	S	Opponent	Score	
232	A	Eastern Ky.	2	6
232	A	Eastern Ky.	2	0
232	A	Eastern Ky.	7	3
239	A	Western Ky.	2	3
239	H	Western Ky.	11	3
263	H	Evansville	3	0
271	H	Bowling Green	7	5
295	H	Alabama A&M	10	7

Belmont

Average RPI Win:	166	WON-LOST	WINNING	LAST 10	STRENGTH OF	OPP. STRENGTH	TEAM	ADJ	CONF.	ADJ CONF.	
Average RPI Loss:	108	RECORD	PCT. RANK	GAMES	SCHEDULE	OF SCHEDULE	RPI	RPI	RPI	RPI	
DIV. I ONLY	26-19-0	.57778	91	5-5-0	201	75	162	.49483	161	8	8
DIV. I NON-CONF.	18-9-0	.66667	50	0-0-0	164	71	124	.51216	124	8	8
<hr/>											
TOTALS	RPI 1-25	RPI 26-50		W-L RECORDS		RPI 51-100		RPI 101-150		RPI 150+	
26-19-0	0-0-0	3-7-0		OVERALL		3-1-0		5-5-0		15-6-0	
18-14-0	0-0-0	3-7-0		HOME		0-0-0		2-2-0		13-5-0	
7-4-0	0-0-0	0-0-0		AWAY		2-0-0		3-3-0		2-1-0	
1-1-0	0-0-0	0-0-0		NEUTRAL		1-1-0		0-0-0		0-0-0	
<hr/>											
18-9-0	0-0-0	2-5-0		NON-CONFERENCE		3-1-0		2-2-0		11-1-0	
15-8-0	0-0-0	2-5-0		HOME		0-0-0		2-2-0		11-1-0	
2-0-0	0-0-0	0-0-		AWAY		2-0-0		0-0-0		0-0-0	
1-1-0	0-0-0	0-0-0		NEUTRAL		1-1-0		0-0-0		0-0-0	
<hr/>											
8-10-0	0-0-0	1-2-0		CONFERENCE		0-0-0		3-3-0		4-5-0	
3-6-0	0-0-0	1-2-0		HOME		0-0-0		0-0-0		2-4-0	
5-4-0	0-0-0	0-0-0		AWAY		0-0-0		3-3-0		2-1-0	
0-0-0	0-0-0	0-0-0		NEUTRAL		0-0-0		0-0-0		0-0-0	
<hr/>											
RPI S	Opponent	Score	RPI S	Opponent	Score	RPI S	Opponent	Score	RPI S	Opponent	Score
			34 H	Indiana	3 4	74 A	Minnesota	11 2	127 A	Cal Poly	5 15
			34 H	Indiana	11 10	74 A	Minnesota	4 0	127 A	Cal Poly	1 7
			34 H	Indiana	5 8	93 N	Oral Roberts	6 4	127 A	Cal Poly	11 1
			34 H	Indiana	6 7	96 N	Iowa	6 7	135 H	San Francisco	3 2
			40 H	North Carolina St.	1 8				135 H	San Francisco	3 2
			40 H	North Carolina St.	8 3				135 H	San Francisco	1 3
			40 H	North Carolina St.	0 4				135 H	San Francisco	1 3
			45 H	Cal St. Fullerton	2 6				139 A	UC Riverside	4 2
			45 H	Cal St. Fullerton	1 3				139 A	UC Riverside	2 9
			45 H	Cal St. Fullerton	4 1				139 A	UC Riverside	7 4
									155 H	UC Irvine	3 4
									155 H	UC Irvine	4 5
									155 H	UC Irvine	6 2
									168 H	UC Davis	3 9
									168 H	UC Davis	4 11
									168 H	UC Davis	3 1
									172 A	CSUN	7 8
									172 A	CSUN	9 4
									172 A	CSUN	7 6
									212 H	Nevada	12 5
									212 H	Nevada	3 2
									212 H	Nevada	3 2
									212 H	Nevada	2 9
			155 H	UC Irvine	4 5	45 H	Cal St. Fullerton	1 3	235 H	San Jose St.	6 2
			155 H	UC Irvine	3 4	172 A	CSUN	7 6	235 H	San Jose St.	8 7
			155 H	UC Irvine	6 2	172 A	CSUN	9 4	235 H	San Jose St.	14 1
			45 H	Cal St. Fullerton	2 6	172 A	CSUN	7 8	235 H	San Jose St.	5 4
			45 H	Cal St. Fullerton	4 1	168 H	UC Davis	3 1	235 H	San Jose St.	

Non-Div. I Games:

Hawaii

RPI	S	Opponent	Score	
257	H	Sacred Heart	8	2
257	H	Sacred Heart	6	5
257	H	Sacred Heart	4	1
257	H	Sacred Heart	6	3

H
a
w
a
i
i

H
a
w
a
i
i

Hawaii

Average RPI Win: 187		WON-LOST	WINNING	LAST 10	STRENGTH OF		OPP. STRENGTH	TEAM	ADJ	CONF.	ADJ CONF.
Average RPI Loss: 133		RECORD	PCT. RANK	GAMES	SCHEDULE		OF SCHEDULE	RPI	RPI	RPI	RPI
DIV. I ONLY		20-24-0	.45455	189	5-5-0		120	212	163	.49476	162
DIV. I NON-CONF.		12-14-0	.46154	178	3-1-0		49	246	115	.51666	115
TOTALS		RPI 1-25	RPI 26-50		W-L RECORDS		RPI 51-100		RPI 101-150		RPI 150+
20-24-0	0-3-0	1-3-0		OVERALL		0-2-0		3-1-0		16-15-0	
11-7-0	0-0-0	0-0-0		HOME		0-2-0		2-0-0		9-5-0	
7-16-0	0-3-0	1-3-0		AWAY		0-0-0		0-1-0		6-9-0	
2-1-0	0-0-0	0-0-0		NEUTRAL		0-0-0		1-0-0		1-1-0	
12-14-0	0-3-0	1-3-0		NON-CONFERENCE		0-2-0		3-1-0		8-5-0	
6-3-0	0-0-0	0-0-0		HOME		0-2-0		2-0-0		4-1-0	
4-10-0	0-3-0	1-0-		AWAY		0-0-0		0-1-0		3-3-0	
2-1-0	0-0-0	0-0-0		NEUTRAL		0-0-0		1-0-0		1-1-0	
8-10-0	0-0-0	0-0-0		CONFERENCE		0-0-0		0-0-0		8-10-0	
5-4-0	0-0-0	0-0-0		HOME		0-0-0		0-0-0		5-4-0	
3-6-0	0-0-0	0-0-0		AWAY		0-0-0		0-0-0		3-6-0	
0-0-0	0-0-0	0-0-0		NEUTRAL		0-0-0		0-0-0		0-0-0	
RPI S	Opponent	Score	RPI S	Opponent	Score	RPI S	Opponent	Score	RPI S	Opponent	Score
16 A	Arizona	5 21	42 A	UConn	6 4	53 H	Rhode Island	13 14	130 H	Marist	18 16
16 A	Arizona	13 17	48 A	Mercer	6 15	62 H	Yale	11 13	137 N	Butler	5 2
16 A	Arizona	3 25	48 A	Mercer	3 4				143 A	Davidson	5 7
			48 A	Mercer	14 20				144 H	Bryant	8 7
									157 A	Central Conn. St.	4 6
									158 A	Fairfield	4 3
									158 A	Fairfield	3 7
									158 H	Fairfield	2 10
									166 H	UMBC	16 7
									166 H	UMBC	12 13
									166 H	UMBC	3 7
									175 A	Stony Brook	8 7
									175 A	Stony Brook	0 14
									175 A	Stony Brook	5 10
									175 H	Stony Brook	5 4
									175 H	Stony Brook	6 5
									175 H	Stony Brook	7 3
									183 H	Albany (NY)	4 3
									183 H	Albany (NY)	3 6
									183 H	Albany (NY)	4 7
									189 A	UMass Lowell	1 20
									189 A	UMass Lowell	2 3
									189 A	UMass Lowell	5 1
									193 A	Maine	2 3
									193 A	Maine	10 6
									193 A	Maine	0 1
									219 H	Holy Cross	7 6
LAST 10 GAMES			183 H	Albany (NY)	4 7	238 A	Army West Point	3 2	189 A	UMass Lowell	5 1
			183 H	Albany (NY)	3 6	262 A	Massachusetts	13 4	193 A	Maine	2 3
			183 H	Albany (NY)	4 3	189 A	UMass Lowell	2 3	193 A	Maine	10 6
			238 H	Army West Point	6 2	189 A	UMass Lowell	5 1	193 A	Maine	0 1
			238 A	Army West Point	0 10	189 A	UMass Lowell	1 20	219 H	Holy Cross	7 6

Non-Div. I Games:

Hartford

Hartford

Average RPI Win:	215	WON-LOST RECORD	WINNING PCT. RANK	LAST 10 GAMES	STRENGTH OF SCHEDULE	OPP. STRENGTH OF SCHEDULE	TEAM RPI	ADJ RPI	CONF. RPI	ADJ CONF. RPI	
DIV. I ONLY		29-18-0	.61702 61	5-5-0	256	222	160	.494 163	22	22	
DIV. I NON-CONF.		19-9-0	.67857 45	2-2-0	269	252	126	.51007 130	24	24	
<hr/>											
TOTALS	RPI 1-25	RPI 26-50		W-L RECORDS	RPI 51-100		RPI 101-150		RPI 150+		
29-18-0	0-1-0	0-1-0		OVERALL	3-2-0		5-8-0		21-6-0		
16-6-0	0-1-0	0-0-0		HOME	0-0-0		3-1-0		13-4-0		
8-11-0	0-0-0	0-0-0		AWAY	1-2-0		2-7-0		5-2-0		
5-1-0	0-0-0	0-1-0		NEUTRAL	2-0-0		0-0-0		3-0-0		
19-9-0	0-1-0	0-1-0		NON-CONFERENCE	3-0-0		2-5-0		14-2-0		
9-2-0	0-1-0	0-0-0		HOME	0-0-0		1-0-0		8-1-0		
5-6-0	0-0-0	0-0-		AWAY	1-0-0		1-5-0		3-1-0		
5-1-0	0-0-0	0-1-0		NEUTRAL	2-0-0		0-0-0		3-0-0		
10-9-0	0-0-0	0-0-0		CONFERENCE	0-2-0		3-3-0		7-4-0		
7-4-0	0-0-0	0-0-0		HOME	0-0-0		2-1-0		5-3-0		
3-5-0	0-0-0	0-0-0		AWAY	0-2-0		1-2-0		2-1-0		
0-0-0	0-0-0	0-0-0		NEUTRAL	0-0-0		0-0-0		0-0-0		
RPI S	Opponent	Score	RPI S	Opponent	Score	RPI S	Opponent	Score	RPI S	Opponent	Score
14 H	Missouri St.	8 15	31 N	Michigan	1 6	53 A	Rhode Island	0 6	124 A	Purdue	3 4
						53 A	Rhode Island	4 6	124 A	Purdue	2 5
						67 A	Oklahoma St.	10 7	128 H	St. Bonaventure	5 6
						97 N	Notre Dame	8 6	128 H	St. Bonaventure	4 2
						97 N	Notre Dame	8 3	128 H	St. Bonaventure	9 4
									137 A	Butler	5 6
									137 A	Butler	4 2
									137 A	Butler	3 6
									141 A	Southeast Mo. St.	2 13
									141 H	Southeast Mo. St.	6 5
									143 A	Davidson	3 6
									143 A	Davidson	7 5
									143 A	Davidson	7 8
									165 N	Creighton	7 3
									202 A	Eastern Ill.	8 5
									202 H	Eastern Ill.	12 1
									217 H	Fordham	10 0
									217 H	Fordham	1 7
									229 A	SIUE	12 3
									229 H	SIUE	24 9
									251 H	Richmond	7 11
									251 H	Richmond	8 2
									251 H	Richmond	4 3
									258 H	Northern Ill.	8 1
									258 H	Northern Ill.	0 2
									258 H	Northern Ill.	10 5
									262 A	Massachusetts	8 4
<hr/>											
			LAST 10 GAMES								
			251 H	Richmond	8 2	143 A	Davidson	7 5			
			251 H	Richmond	7 11	143 A	Davidson	3 6			
			251 H	Richmond	4 3	141 H	Southeast Mo. St.	6 5			
			229 H	SIUE	24 9	124 A	Purdue	3 4			
			143 A	Davidson	7 8	124 A	Purdue	2 5			

Non-Div. I Games: McKendree

3 5

Saint Louis

RPI	S	Opponent	Score	
262	A	Massachusetts	8	1
262	A	Massachusetts	4	5
265	A	Santa Clara	5	3
268	H	Dayton	5	3
268	H	Dayton	4	2
268	H	Dayton	5	6
269	H	Western Ill.	7	6
274	N	Incarnate Word	6	3
281	A	Illinois St.	1	2
290	H	Fairleigh Dickinson	8	0
290	H	Fairleigh Dickinson	7	5
290	H	Fairleigh Dickinson	5	2
291	N	Lafayette	24	6

Saint Louis

S
a
i
n
t
L
o
u
i
s

S
a
i
n
t
L
o
u
i
s

Average RPI Win: 172		WON-LOST RECORD		WINNING PCT. RANK		LAST 10 GAMES		STRENGTH OF SCHEDULE		OPP. STRENGTH OF SCHEDULE		TEAM RPI		ADJ RPI		CONF. RPI		ADJ CONF. RPI	
DIV. I ONLY		22-27-0		.44898 195		5-5-0		101		144		164		.49386 164		20		20	
DIV. I NON-CONF.		12-19-0		.3871 223		1-2-0		39		100		178		.48653 178		22		22	
TOTALS		RPI 1-25		RPI 26-50		W-L RECORDS		RPI 51-100		RPI 101-150		RPI 150+							
22-27-0		0-3-0		0-3-0		OVERALL		4-8-0		7-8-0		11-5-0							
12-16-0		0-3-0		0-2-0		HOME		3-6-0		2-3-0		7-2-0							
10-11-0		0-0-0		0-1-0		AWAY		1-2-0		5-5-0		4-3-0							
0-0-0		0-0-0		0-0-0		NEUTRAL		0-0-0		0-0-0		0-0-0							
12-19-0		0-3-0		0-3-0		NON-CONFERENCE		3-6-0		4-5-0		5-2-0							
8-14-0		0-3-0		0-2-0		HOME		2-4-0		2-3-0		4-2-0							
4-5-0		0-0-0		0-0-		AWAY		1-2-0		2-2-0		1-0-0							
0-0-0		0-0-0		0-0-0		NEUTRAL		0-0-0		0-0-0		0-0-0							
10-8-0		0-0-0		0-0-0		CONFERENCE		1-2-0		3-3-0		6-3-0							
4-2-0		0-0-0		0-0-0		HOME		1-2-0		0-0-0		3-0-0							
6-6-0		0-0-0		0-0-0		AWAY		0-0-0		3-3-0		3-3-0							
0-0-0		0-0-0		0-0-0		NEUTRAL		0-0-0		0-0-0		0-0-0							
RPI	S	Opponent		Score		RPI	S	Opponent		Score		RPI	S	Opponent		Score			
17	H	Oklahoma		2	5	44	A	Auburn		4	6	70	H	BYU		4	13		
17	H	Oklahoma		4	14	44	H	Auburn		7	15	72	A	Ga. Southern		4	8		
17	H	Oklahoma		9	17	48	H	Mercer		4	10	72	H	Ga. Southern		0	6		
												80	H	Jacksonville		3	4		
												80	H	Jacksonville		5	7		
												80	H	Jacksonville		6	1		
												83	A	Charlotte		1	16		
												84	H	Winthrop		13	1		
												84	H	Winthrop		3	4		
												84	H	Winthrop		8	3		
												92	A	Georgia		5	4		
												92	H	Georgia		6	9		

Non-Div. I Games:

Kennesaw St.

RPI	S	Opponent	Score	
287	H	Savannah St.	9	1
289	A	NJIT	15	5
289	A	NJIT	13	1
289	A	NJIT	2	5

Kennesaw St.

K
e
n
n
e
s
a
w
S
t
.

K
e
n
n
e
s
a
w
S
t
.

Average RPI Win: 175		WON-LOST RECORD		WINNING PCT. RANK		LAST 10 GAMES		STRENGTH OF SCHEDULE		OPP. STRENGTH OF SCHEDULE		TEAM RPI		ADJ RPI		CONF. RPI		ADJ CONF. RPI	
DIV. I ONLY		22-22-0		.5 149		4-6-0		154		141		165		.49284 165		10		10	
DIV. I NON-CONF.		12-19-0		.3871 223		2-4-0		235		136		249		.4447 249		14		14	
TOTALS		RPI 1-25		RPI 26-50		W-L RECORDS		RPI 51-100		RPI 101-150		RPI 150+							
22-22-0		0-0-0		3-7-0		OVERALL		4-3-0		1-1-0		14-11-0							
14-10-0		0-0-0		3-5-0		HOME		1-2-0		1-1-0		9-2-0							
8-10-0		0-0-0		0-1-0		AWAY		3-1-0		0-0-0		5-8-0							
0-2-0		0-0-0		0-1-0		NEUTRAL		0-0-0		0-0-0		0-1-0							
12-19-0		0-0-0		1-6-0		NON-CONFERENCE		2-2-0		1-0-0		8-11-0							
9-8-0		0-0-0		1-4-0		HOME		1-2-0		1-0-0		6-2-0							
3-9-0		0-0-0		0-0-		AWAY		1-0-0		0-0-0		2-8-0							
0-2-0		0-0-0		0-1-0		NEUTRAL		0-0-0		0-0-0		0-1-0							
10-3-0		0-0-0		2-1-0		CONFERENCE		2-1-0		0-1-0		6-0-0							
5-2-0		0-0-0		2-1-0		HOME		0-0-0		0-1-0		3-0-0							
5-1-0		0-0-0		0-0-0		AWAY		2-1-0		0-0-0		3-0-0							
0-0-0		0-0-0		0-0-0		NEUTRAL		0-0-0		0-0-0		0-0-0							
RPI	S	Opponent	Score	RPI	S	Opponent	Score	RPI	S	Opponent	Score	RPI	S	Opponent	Score				
				29	H	St. John's (NY)	5 1	59	A	Kansas	7 3	106	H	Xavier	1 2				
				29	H	St. John's (NY)	7 4	78	A	Seton Hall	0 1	146	H	Wichita St.	4 3				
				29	H	St. John's (NY)	2 3	78	A	Seton Hall	2 1	163	N	Saint Louis	3 7				
				31	N	Michigan	6 7	78	A	Seton Hall	4 3	168	H	UC Davis	1 12				
				37	H	McNeese	3 5	84	H	Winthrop	0 4	168	H	UC Davis	2 1				
				37	H	McNeese	4 9	84	H	Winthrop	7 1	168	H	UC Davis	4 3				
				37	H	McNeese	1 5	84	H	Winthrop	1 2	174	A	UAB	1 14				
				41	A	Nebraska	6 14					174	A	UAB	2 3				
				41	H	Nebraska	5 2					174	A	UAB	1 5				
				41	H	Nebraska	0 4					203	A	Georgetown	11 9				
												203	A	Georgetown	6 4				
												203	A	Georgetown	7 5				
												206	A	Air Force	5 7				
												206	A	Air Force	9 12				
												249	H	South Dakota St.	6 5				
												256	H	Villanova	2 1				
												256	H	Villanova	11 2				
												256	H	Villanova	6 5				
												264	H	Utah Valley	19 5				
												264	H	Utah Valley	3 2				
												264	H	Utah Valley	6 5				
												264	H	Utah Valley	1 2				
												265	A	Santa Clara	3 1				
				37	H	McNeese	4 9	78	A	Seton Hall	4 3	267	A	Abilene Christian	7 8				
				37	H	McNeese	3 5	78	A	Seton Hall	0 1	267	A	Abilene Christian	3 4				
				37	H	McNeese	1 5	78	A	Seton Hall	2 1	267	A	Abilene Christian	2 3				
				41	H	Nebraska	0 4	106	H	Xavier	1 2	267	A	Abilene Christian	2 3				
				279	A	Omaha	7 5	146	H	Wichita St.	4 3	279	A	Omaha	7 5				

Non-Div. I Games:

Creighton

Average RPI Win: 189		WON-LOST	WINNING	LAST 10	STRENGTH OF		OPP. STRENGTH	TEAM	ADJ		CONF.	ADJ CONF.
Average RPI Loss: 153		RECORD	PCT. RANK	GAMES	SCHEDULE		OF SCHEDULE	RPI	RPI		RPI	RPI
DIV. I ONLY		18-21-0	.46154	178	6-4-0		152	237	166		.49265	166
DIV. I NON-CONF.		8-14-0	.36364	234	2-2-0		184	271	237		.45721	236
TOTALS		RPI 1-25	RPI 26-50		W-L RECORDS		RPI 51-100		RPI 101-150		RPI 150+	
18-21-0		0-0-0	1-5-0		OVERALL		0-1-0		0-0-0		17-15-0	
8-5-0		0-0-0	0-0-0		HOME		0-0-0		0-0-0		8-5-0	
10-13-0		0-0-0	1-3-0		AWAY		0-0-0		0-0-0		9-10-0	
0-3-0		0-0-0	0-2-0		NEUTRAL		0-1-0		0-0-0		0-0-0	
8-14-0		0-0-0	0-3-0		NON-CONFERENCE		0-1-0		0-0-0		8-10-0	
4-3-0		0-0-0	0-0-0		HOME		0-0-0		0-0-0		4-3-0	
4-8-0		0-0-0	0-0-		AWAY		0-0-0		0-0-0		4-7-0	
0-3-0		0-0-0	0-2-0		NEUTRAL		0-1-0		0-0-0		0-0-0	
10-7-0		0-0-0	1-2-0		CONFERENCE		0-0-0		0-0-0		9-5-0	
4-2-0		0-0-0	0-0-0		HOME		0-0-0		0-0-0		4-2-0	
6-5-0		0-0-0	1-2-0		AWAY		0-0-0		0-0-0		5-3-0	
0-0-0		0-0-0	0-0-0		NEUTRAL		0-0-0		0-0-0		0-0-0	
RPI S	Opponent	Score	RPI S	Opponent	Score	RPI S	Opponent	Score	RPI S	Opponent	Score	
			29 N	St. John's (NY)	0 8	54 N	Liberty	5 8	151 A	Delaware	6 17	
			29 N	St. John's (NY)	3 15				151 H	Delaware	5 4	
			36 A	Maryland	2 6				162 A	Hartford	7 16	
			50 A	Binghamton	12 3				162 A	Hartford	13 12	
			50 A	Binghamton	2 11				162 A	Hartford	7 3	
			50 A	Binghamton	1 9				176 A	Gardner-Webb	6 0	
									176 A	Gardner-Webb	3 4	
									176 A	Gardner-Webb	2 5	
									178 A	George Washington	2 3	
									178 H	George Washington	3 4	
									183 A	Albany (NY)	2 10	
									183 A	Albany (NY)	15 8	
									183 A	Albany (NY)	5 2	
									183 H	Albany (NY)	7 6	
									183 H	Albany (NY)	9 3	
									183 H	Albany (NY)	1 9	
									184 H	George Mason	4 2	
									189 H	UMass Lowell	2 6	
									189 H	UMass Lowell	5 2	
									189 H	UMass Lowell	5 2	
									193 A	Maine	9 6	
									193 A	Maine	7 10	
									201 A	Navy	10 1	
									203 A	Georgetown	10 2	
									208 A	UNC Asheville	6 7	
									208 A	UNC Asheville	5 11	
									208 A	UNC Asheville	8 4	
LAST 10 GAMES												
			243 A	Towson	2 4		183 A	Albany (NY)	2 10			
			36 A	Maryland	2 6		183 A	Albany (NY)	5 2			
			193 A	Maine	9 6		183 A	Albany (NY)	15 8			
			193 A	Maine	7 10		203 A	Georgetown	10 2			
			201 A	Navy	10 1		189 H	UMass Lowell	5 2			

Non-Div. I Games:

UMBC

RPI	S	Opponent	Score	
243	A	Towson	2	4
243	H	Towson	3	7
294	H	Coppin St.	4	10
297	H	Mt. St. Mary's	19	7
297	H	Mt. St. Mary's	14	1

UMBC

U
M
B
C

U
M
B
C

North eastern

North eastern

Northeastern

RPI	S	Opponent	Score	
243	A	Towson	7	5
262	N	Massachusetts	5	6
266	H	Hofstra	8	4
266	H	Hofstra	5	4
266	H	Hofstra	2	5
282	N	Chicago St.	10	7
283	N	Lehigh	12	6
296	H	NYIT	8	3
296	H	NYIT	11	0
296	H	NYIT	12	3
296	H	NYIT	16	7

N
o
r
t
h
e
a
s
t
e
r
n

N
o
r
t
h
e
a
s
t
e
r
n

Northeastern

Average RPI Win:	203	WON-LOST	WINNING	LAST 10	STRENGTH OF	OPP. STRENGTH	TEAM	ADJ	CONF.	ADJ CONF.	
Average RPI Loss:	123	RECORD	PCT. RANK	GAMES	SCHEDULE	OF SCHEDULE	RPI	RPI	RPI	RPI	
DIV. I ONLY	24-23-0	.51064	139	6-4-0	254	127	170	.49044	169	16	16
DIV. I NON-CONF.	14-14-0	.5	144	0-1-0	260	93	170	.4901	170	13	13
<hr/>											
TOTALS	RPI 1-25	RPI 26-50		W-L RECORDS		RPI 51-100		RPI 101-150		RPI 150+	
24-23-0	0-5-0	1-1-0		OVERALL		2-5-0		2-5-0		19-7-0	
10-3-0	0-0-0	0-1-0		HOME		0-0-0		0-1-0		10-1-0	
12-18-0	0-5-0	1-0-0		AWAY		2-5-0		1-3-0		8-5-0	
2-2-0	0-0-0	0-0-0		NEUTRAL		0-0-0		1-1-0		1-1-0	
<hr/>											
14-14-0	0-2-0	1-1-0		NON-CONFERENCE		2-2-0		2-5-0		9-4-0	
5-2-0	0-0-0	0-1-0		HOME		0-0-0		0-1-0		5-0-0	
7-11-0	0-2-0	1-0-		AWAY		2-2-0		1-3-0		3-4-0	
2-1-0	0-0-0	0-0-0		NEUTRAL		0-0-0		1-1-0		1-0-0	
<hr/>											
10-9-0	0-3-0	0-0-0		CONFERENCE		0-3-0		0-0-0		10-3-0	
5-1-0	0-0-0	0-0-0		HOME		0-0-0		0-0-0		5-1-0	
5-7-0	0-3-0	0-0-0		AWAY		0-3-0		0-0-0		5-1-0	
0-1-0	0-0-0	0-0-0		NEUTRAL		0-0-0		0-0-0		0-1-0	
<hr/>											
RPI S	Opponent	Score	RPI S	Opponent	Score	RPI S	Opponent	Score	RPI S	Opponent	Score
14 A	Missouri St.	4 14	34 A	Indiana	7 3	57 A	DBU	2 3	124 A	Purdue	5 2
14 A	Missouri St.	1 4	34 H	Indiana	0 2	57 A	DBU	12 20	124 H	Purdue	7 10
14 A	Missouri St.	2 5				57 A	DBU	0 1	130 N	Marist	3 9
24 A	Mississippi St.	1 9				66 A	Washington	5 3	130 N	Marist	3 1
24 A	Mississippi St.	6 11				66 A	Washington	0 8	134 A	Illinois	2 5
						66 A	Washington	4 2	134 A	Illinois	4 6
						66 A	Washington	2 3	134 A	Illinois	1 2
									173 A	Austin Peay	12 9
									190 H	Southern Ill.	1 2
									190 H	Southern Ill.	15 2
									190 H	Southern Ill.	4 1
									191 H	Bradley	5 4
									191 H	Bradley	4 1
									191 H	Bradley	6 4
									202 A	Eastern Ill.	7 8
									202 H	Eastern Ill.	2 1
									233 H	Oakland	8 4
									233 H	Oakland	5 4
									233 H	Oakland	9 5
									258 H	Northern Ill.	17 8
									263 A	Evansville	1 4
									263 A	Evansville	9 1
									263 A	Evansville	5 3
									264 A	Utah Valley	6 7
									264 A	Utah Valley	11 8
									264 A	Utah Valley	7 9
									264 A	Utah Valley	10 5
<hr/>											
LAST 10 GAMES											
14 A	Missouri St.	2 5	281 A	Illinois St.	9 6	263 A	Evansville	5 3			
14 A	Missouri St.	1 4	191 H	Bradley	4 1	264 A	Utah Valley	6 7			
14 A	Missouri St.	4 14	191 H	Bradley	6 4	264 A	Utah Valley	11 8			
281 A	Illinois St.	4 3	191 H	Bradley	5 4	264 A	Utah Valley	7 9			
281 A	Illinois St.	15 4	202 A	Eastern Ill.	7 8	264 A	Utah Valley	10 5			

Non-Div. I Games:

Indiana St.

Indianast.

Indianast.

Indiana St.

M
u
r
r
a
y
S
t
.

M
u
r
r
a
y
s
t
.

M
u
r
r
a
y
s
t
.

Murray St.

Average RPI Win: 197		WON-LOST	WINNING	LAST 10	STRENGTH OF		OPP. STRENGTH	TEAM	ADJ		CONF.	ADJ CONF.			
Average RPI Loss: 130		RECORD	PCT. RANK	GAMES	SCHEDULE		OF SCHEDULE	RPI	RPI		RPI	RPI			
DIV. I ONLY		22-28-0	.44	205	6-4-0		144	157	171		18	17			
DIV. I NON-CONF.		11-17-0	.39286	217	2-2-0		128	122	196		18	18			
TOTALS		RPI 1-25	RPI 26-50		W-L RECORDS		RPI 51-100		RPI 101-150		RPI 150+				
22-28-0		0-5-0	0-0-0		OVERALL		1-4-0		3-5-0		18-14-0				
11-10-0		0-1-0	0-0-0		HOME		0-3-0		2-2-0		9-4-0				
10-17-0		0-4-0	0-0-0		AWAY		1-0-0		1-3-0		8-10-0				
1-1-0		0-0-0	0-0-0		NEUTRAL		0-1-0		0-0-0		1-0-0				
11-17-0		0-5-0	0-0-0		NON-CONFERENCE		0-1-0		1-4-0		10-7-0				
7-5-0		0-1-0	0-0-0		HOME		0-0-0		0-1-0		7-3-0				
3-11-0		0-4-0	0-0-		AWAY		0-0-0		1-3-0		2-4-0				
1-1-0		0-0-0	0-0-0		NEUTRAL		0-1-0		0-0-0		1-0-0				
11-11-0		0-0-0	0-0-0		CONFERENCE		1-3-0		2-1-0		8-7-0				
4-5-0		0-0-0	0-0-0		HOME		0-3-0		2-1-0		2-1-0				
7-6-0		0-0-0	0-0-0		AWAY		1-0-0		0-0-0		6-6-0				
0-0-0		0-0-0	0-0-0		NEUTRAL		0-0-0		0-0-0		0-0-0				
RPI S	Opponent	Score		RPI S	Opponent	Score		RPI S	Opponent	Score		RPI S	Opponent	Score	
2 A	North Carolina	0	2					54 A	Liberty	5	4	107 A	North Florida	0	9
2 A	North Carolina	3	9					54 H	Liberty	4	9	107 A	North Florida	8	7
2 A	North Carolina	5	7					54 H	Liberty	3	13	107 A	North Florida	2	9
9 A	Wake Forest	7	18					54 H	Liberty	1	6	113 A	Virginia Tech	7	9
9 H	Wake Forest	2	9					71 N	Kent St.	1	9	113 H	Virginia Tech	6	17
												131 H	High Point	3	2
												131 H	High Point	8	1
												131 H	High Point	5	6
												156 A	Presbyterian	1	4
												156 A	Presbyterian	3	4
												156 A	Presbyterian	4	1
												180 A	Appalachian St.	9	13
												180 H	Appalachian St.	5	7
												184 A	George Mason	9	4
												184 A	George Mason	4	6
												188 A	ETSU	5	8
												188 H	ETSU	4	3
												195 A	VMI	15	9
												195 H	VMI	9	3
												195 H	VMI	5	7
												199 A	Elon	1	10
												208 A	UNC Asheville	13	2
												208 A	UNC Asheville	5	2
												208 A	UNC Asheville	6	7
												210 A	Campbell	7	4
												210 A	Campbell	8	5
												210 A	Campbell	2	0
LAST 10 GAMES															
				131 H	High Point	8	1					208 A	UNC Asheville	6	7
				131 H	High Point	3	2					208 A	UNC Asheville	5	2
				131 H	High Point	5	6					208 A	UNC Asheville	13	2
				9 H	Wake Forest	2	9					195 A	VMI	15	9
				188 A	ETSU	5	8					195 H	VMI	9	3

Non-Div. I Games:

Radford

RPI	S	Opponent	Score	
227	H	Northern Ky.	5	10
227	H	Northern Ky.	10	5
227	H	Northern Ky.	7	3
231	A	Charleston So.	3	4
231	A	Charleston So.	2	3
231	A	Charleston So.	1	4
241	H	Rider	11	5
241	H	Rider	18	0
241	H	Rider	3	1
244	N	Quinnipiac	4	0
259	H	Longwood	10	0
259	H	Longwood	1	7
259	H	Longwood	16	6

Radford

C
S
U
N

CSUN

RPI	S	Opponent	Score	
179	H	CSU Bakersfield	3	2
197	A	Pepperdine	13	7
197	H	Pepperdine	4	16
219	H	Holy Cross	10	5
243	H	Towson	11	5
243	H	Towson	2	7
243	H	Towson	5	6
243	H	Towson	1	4
277	H	Portland	3	4
277	H	Portland	6	0
277	H	Portland	3	0

CSUN

C
S
U
N

C
S
U
N

Average RPI Win: 167		WON-LOST	WINNING	LAST 10	STRENGTH OF		OPP. STRENGTH	TEAM	ADJ	CONF.	ADJ CONF.
Average RPI Loss: 140		RECORD	PCT. RANK	GAMES	SCHEDULE		OF SCHEDULE	RPI	RPI	RPI	RPI
DIV. I ONLY		23-27-0	.46	182	3-3-0		139	174	173	.4882	173
DIV. I NON-CONF.		12-12-0	.5	144	3-2-0		170	92	158	.49722	158
TOTALS		RPI 1-25	RPI 26-50		W-L RECORDS		RPI 51-100		RPI 101-150		RPI 150+
23-27-0		0-1-0	2-5-0		OVERALL		4-5-0		3-4-0		14-12-0
14-12-0		0-0-0	1-2-0		HOME		3-3-0		2-1-0		8-6-0
9-15-0		0-1-0	1-3-0		AWAY		1-2-0		1-3-0		6-6-0
0-0-0		0-0-0	0-0-0		NEUTRAL		0-0-0		0-0-0		0-0-0
12-12-0		0-1-0	2-5-0		NON-CONFERENCE		1-2-0		1-1-0		8-3-0
8-4-0		0-0-0	1-2-0		HOME		0-0-0		1-0-0		6-2-0
4-8-0		0-1-0	1-0-		AWAY		1-2-0		0-1-0		2-1-0
0-0-0		0-0-0	0-0-0		NEUTRAL		0-0-0		0-0-0		0-0-0
11-15-0		0-0-0	0-0-0		CONFERENCE		3-3-0		2-3-0		6-9-0
6-8-0		0-0-0	0-0-0		HOME		3-3-0		1-1-0		2-4-0
5-7-0		0-0-0	0-0-0		AWAY		0-0-0		1-2-0		4-5-0
0-0-0		0-0-0	0-0-0		NEUTRAL		0-0-0		0-0-0		0-0-0
RPI S	Opponent	Score	RPI S	Opponent	Score	RPI S	Opponent	Score	RPI S	Opponent	Score
21 A	Vanderbilt	4 8	40 A	North Carolina St.	3 6	94 H	Tennessee Tech	8 10	117 A	Middle Tenn.	2 3
			40 A	North Carolina St.	3 9	94 H	Tennessee Tech	13 14	117 H	Middle Tenn.	21 8
			40 A	North Carolina St.	7 3	94 H	Tennessee Tech	3 14	125 H	Morehead St.	3 12
			42 A	Tennessee	4 18	97 A	Notre Dame	2 5	125 H	Morehead St.	3 1
			48 H	Mercer	6 10	97 A	Notre Dame	5 3	141 A	Southeast Mo. St.	11 7
			48 H	Mercer	14 4	97 A	Notre Dame	2 7	141 A	Southeast Mo. St.	0 10
			48 H	Mercer	1 9	100 H	Jacksonville St.	6 5	141 A	Southeast Mo. St.	3 5
						100 H	Jacksonville St.	4 0	160 H	Belmont	10 8
						100 H	Jacksonville St.	8 4	160 H	Belmont	5 9
									160 H	Belmont	6 2
									169 H	Indiana St.	9 12
									170 A	Murray St.	6 8
									170 A	Murray St.	8 5
									170 A	Murray St.	12 17
									185 H	Arkansas St.	9 8
									190 A	Southern Ill.	4 0
									190 H	Southern Ill.	10 3
									205 H	Lipscomb	14 11
									218 A	UT Martin	8 10
									218 A	UT Martin	19 4
									218 A	UT Martin	8 5
									229 H	SIUE	3 10
									229 H	SIUE	4 14
									229 H	SIUE	4 7
									232 A	Eastern Ky.	6 7
									232 A	Eastern Ky.	4 5
									232 A	Eastern Ky.	14 10
LAST 10 GAMES			205 H	Lipscomb	14 11	229 H	SIUE	4 14	229 H	SIUE	4 14
			97 A	Notre Dame	5 3	229 H	SIUE	3 10	229 H	SIUE	4 7
			97 A	Notre Dame	2 7	229 H	SIUE	4 7	232 A	Eastern Ky.	6 7
			97 A	Notre Dame	2 5	21 A	Vanderbilt	4 8	232 A	Eastern Ky.	4 5
			263 H	Evansville	7 5	218 A	UT Martin	8 5	232 A	Eastern Ky.	14 10

Non-Div. I Games:

Austin Peay

Austin Peay

Average RPI Win: 159		WON-LOST	WINNING	LAST 10	STRENGTH OF		OPP. STRENGTH	TEAM	ADJ		CONF.	ADJ CONF.
Average RPI Loss: 95		RECORD	PCT. RANK	GAMES	SCHEDULE		OF SCHEDULE	RPI	RPI		RPI	RPI
DIV. I ONLY		23-29-0	.44231	203	4-6-0		135	78	174		6	6
DIV. I NON-CONF.		15-10-0	.6	88	3-0-0		252	126	166		6	6
TOTALS		RPI 1-25	RPI 26-50		W-L RECORDS		RPI 51-100		RPI 101-150		RPI 150+	
23-29-0		0-3-0	3-5-0		OVERALL		4-9-0		3-7-0		13-5-0	
16-12-0		0-0-0	2-2-0		HOME		2-4-0		1-4-0		11-2-0	
7-17-0		0-3-0	1-3-0		AWAY		2-5-0		2-3-0		2-3-0	
0-0-0		0-0-0	0-0-0		NEUTRAL		0-0-0		0-0-0		0-0-0	
15-10-0		0-0-0	1-1-0		NON-CONFERENCE		1-3-0		2-2-0		11-4-0	
12-4-0		0-0-0	1-0-0		HOME		0-0-0		0-2-0		11-2-0	
3-6-0		0-0-0	0-0-		AWAY		1-3-0		2-0-0		0-2-0	
0-0-0		0-0-0	0-0-0		NEUTRAL		0-0-0		0-0-0		0-0-0	
8-19-0		0-3-0	2-4-0		CONFERENCE		3-6-0		1-5-0		2-1-0	
4-8-0		0-0-0	1-2-0		HOME		2-4-0		1-2-0		0-0-0	
4-11-0		0-3-0	1-2-0		AWAY		1-2-0		0-3-0		2-1-0	
0-0-0		0-0-0	0-0-0		NEUTRAL		0-0-0		0-0-0		0-0-0	
RPI S	Opponent	Score	RPI S	Opponent	Score	RPI S	Opponent	Score	RPI S	Opponent	Score	
15 A	Southern Miss.	2 5	33 A	Louisiana Tech	4 7	73 A	FIU	8 5	104 H	Marshall	4 3	
15 A	Southern Miss.	0 8	33 A	Louisiana Tech	2 10	73 A	FIU	2 6	104 H	Marshall	2 5	
15 A	Southern Miss.	4 9	33 A	Louisiana Tech	14 9	73 A	FIU	6 12	104 H	Marshall	1 2	
			39 H	Old Dominion	8 4	75 H	Fla. Atlantic	6 2	111 A	Troy	6 1	
			39 H	Old Dominion	3 8	75 H	Fla. Atlantic	3 6	111 H	Troy	2 4	
			39 H	Old Dominion	3 11	75 H	Fla. Atlantic	5 9	117 A	Middle Tenn.	10 11	
			44 A	Auburn	0 4	83 H	Charlotte	0 3	117 A	Middle Tenn.	3 18	
			44 H	Auburn	8 2	83 H	Charlotte	3 2	117 A	Middle Tenn.	3 13	
						83 H	Charlotte	5 17	120 A	Samford	9 3	
						92 A	Georgia	0 1	120 H	Samford	1 5	
						92 A	Georgia	0 2	165 H	Creighton	14 1	
						92 A	Georgia	2 1	165 H	Creighton	3 2	
						100 A	Jacksonville St.	6 12	165 H	Creighton	5 1	
									177 A	Alabama	4 6	
									177 H	Alabama	1 4	
									196 A	Alabama St.	2 7	
									196 H	Alabama St.	5 4	
									200 H	Valparaiso	5 9	
									200 H	Valparaiso	5 1	
									200 H	Valparaiso	3 2	
									239 A	Western Ky.	5 0	
									239 A	Western Ky.	6 9	
									239 A	Western Ky.	8 4	
									240 H	La.-Monroe	4 3	
									240 H	La.-Monroe	4 3	
									240 H	La.-Monroe	3 2	
									295 H	Alabama A&M	7 1	
LAST 10 GAMES			15 A	Southern Miss.	0 8	39 H	Old Dominion	3 11				
			15 A	Southern Miss.	4 9	39 H	Old Dominion	8 4				
			15 A	Southern Miss.	2 5	196 H	Alabama St.	5 4				
			44 H	Auburn	8 2	120 A	Samford	9 3				
			39 H	Old Dominion	3 8	83 H	Charlotte	0 3				

Non-Div. I Games:

UAB

RPI	S	Opponent	Score
295	H	Alabama A&M	8 2

[illegible]

Non-Div. I Games:

Stony Brook

RPI	S	Opponent	Score	
236	H	LIU Brooklyn	1	0
236	H	LIU Brooklyn	15	11
254	H	Manhattan	11	10
257	A	Sacred Heart	11	5
257	H	Sacred Heart	6	5
257	H	Sacred Heart	11	5
257	H	Sacred Heart	9	3
261	H	Iona	13	2
296	A	NYIT	11	8
296	H	NYIT	7	2

Stony Brook

S
t
o
n
y
B
r
o
o
k

S
t
o
n
y
B
r
o
o
k

RPI	S	Opponent	Score	
203	H	Georgetown	8	1
203	H	Georgetown	4	3
210	H	Campbell	6	8
210	H	Campbell	10	9
210	H	Campbell	2	7
231	A	Charleston So.	6	3
231	A	Charleston So.	2	18
231	A	Charleston So.	7	5
244	H	Quinnipiac	5	2
253	A	USC Upstate	10	5
259	H	Longwood	7	2
259	H	Longwood	4	3
259	H	Longwood	4	2

Gardner-Webb

G
a
r
d
n
e
r
-
W
e
b
b

G
a
r
d
n
e
r
-
W
e
b
b

Non-Div. I Games:

Alabama

Average RPI Win: 220		WON-LOST	WINNING	LAST 10	STRENGTH OF		OPP. STRENGTH	TEAM	ADJ	CONF.	ADJ CONF.
Average RPI Loss: 141		RECORD	PCT. RANK	GAMES	SCHEDULE		OF SCHEDULE	RPI	RPI	RPI	RPI
DIV. I ONLY		29-23-0	.55769	101	8-2-0		270	180	178	.48676	178
DIV. I NON-CONF.		16-15-0	.51613	139	0-1-0		273	210	205	.47485	205
TOTALS		RPI 1-25	RPI 26-50		W-L RECORDS		RPI 51-100		RPI 101-150		RPI 150+
29-23-0		0-2-0	1-3-0		OVERALL		1-2-0		3-6-0		24-10-0
14-8-0		0-1-0	0-0-0		HOME		1-2-0		2-1-0		11-4-0
15-15-0		0-1-0	1-3-0		AWAY		0-0-0		1-5-0		13-6-0
0-0-0		0-0-0	0-0-0		NEUTRAL		0-0-0		0-0-0		0-0-0
16-15-0		0-2-0	1-3-0		NON-CONFERENCE		0-0-0		0-3-0		15-7-0
10-3-0		0-1-0	0-0-0		HOME		0-0-0		0-0-0		10-2-0
6-12-0		0-1-0	1-0-		AWAY		0-0-0		0-3-0		5-5-0
0-0-0		0-0-0	0-0-0		NEUTRAL		0-0-0		0-0-0		0-0-0
13-8-0		0-0-0	0-0-0		CONFERENCE		1-2-0		3-3-0		9-3-0
4-5-0		0-0-0	0-0-0		HOME		1-2-0		2-1-0		1-2-0
9-3-0		0-0-0	0-0-0		AWAY		0-0-0		1-2-0		8-1-0
0-0-0		0-0-0	0-0-0		NEUTRAL		0-0-0		0-0-0		0-0-0
RPI S	Opponent	Score	RPI S	Opponent	Score	RPI S	Opponent	Score	RPI S	Opponent	Score
10 A	Virginia	1 11	44 A	Auburn	0 9	53 H	Rhode Island	15 5	108 A	VCU	4 2
10 H	Virginia	1 7	44 A	Auburn	3 4	53 H	Rhode Island	3 5	108 A	VCU	2 11
			44 A	Auburn	9 5	53 H	Rhode Island	2 7	108 A	VCU	2 10
			44 A	Auburn	0 2				114 A	Florida A&M	1 2
									114 A	Florida A&M	5 6
									114 A	Florida A&M	2 3
									143 H	Davidson	2 12
									143 H	Davidson	5 0
									143 H	Davidson	4 3
									166 A	UMBC	4 3
									166 H	UMBC	3 2
									184 A	George Mason	4 3
									184 A	George Mason	12 5
									184 A	George Mason	4 1
									195 A	VMI	0 10
									195 A	VMI	6 5
									195 A	VMI	8 13
									203 A	Georgetown	7 8
									203 H	Georgetown	4 6
									222 H	Monmouth	1 3
									222 H	Monmouth	12 0
									222 H	Monmouth	4 0
									243 A	Towson	4 8
									243 H	Towson	13 4
									251 A	Richmond	10 4
									251 A	Richmond	4 2
									251 A	Richmond	5 8
LAST 10 GAMES			280 A	La Salle	4 2	184 A	George Mason	4 3	243 A	Towson	4 8
			280 A	La Salle	4 1	203 A	Georgetown	7 8	243 H	Towson	13 4
			280 A	La Salle	3 1	143 H	Davidson	4 3	251 A	Richmond	10 4
			184 A	George Mason	12 5	143 H	Davidson	5 0	251 A	Richmond	4 2
			184 A	George Mason	4 1	143 H	Davidson	2 12	251 A	Richmond	5 8

Non-Div. I Games:

George Washington

RPI	S	Opponent	Score	
256	A	Villanova	0	3
256	A	Villanova	5	2
256	A	Villanova	6	3
262	H	Massachusetts	4	10
262	H	Massachusetts	10	2
262	H	Massachusetts	1	2
275	A	Delaware St.	12	4
275	H	Delaware St.	9	6
280	A	La Salle	3	1
280	A	La Salle	4	1
280	A	La Salle	4	2
288	H	UMES	10	4
289	H	NJIT	8	2
289	H	NJIT	4	1
289	H	NJIT	6	2
294	H	Coppin St.	20	7

George Washington

G
e
o
r
g
e
W
a
s
h
i
n
g
t
o
n

G
e
o
r
g
e
W
a
s
h
i
n
g
t
o
n

Average RPI Win: Average RPI Loss:	201 142	WON-LOST RECORD	WINNING PCT. RANK	LAST 10 GAMES		STRENGTH OF SCHEDULE	OPP. STRENGTH OF SCHEDULE	TEAM RPI	ADJ RPI	CONF. RPI	ADJ CONF. RPI	
DIV. I ONLY		28-20-0	.58333	85	7-3-0	257	155	179	.48636	179	25	25
DIV. I NON-CONF.		15-12-0	.55556	111	1-2-0	217	27	151	.49971	151	26	26
<hr/>												
TOTALS	RPI 1-25		RPI 26-50		W-L RECORDS		RPI 51-100		RPI 101-150		RPI 150+	
28-20-0	0-0-0		1-0-0		OVERALL		4-7-0		3-7-0		20-6-0	
20-8-0	0-0-0		1-0-0		HOME		3-4-0		1-1-0		15-3-0	
8-12-0	0-0-0		0-0-0		AWAY		1-3-0		2-6-0		5-3-0	
0-0-0	0-0-0		0-0-0		NEUTRAL		0-0-0		0-0-0		0-0-0	
15-12-0	0-0-0		1-0-0		NON-CONFERENCE		4-7-0		3-4-0		7-1-0	
11-5-0	0-0-0		1-0-0		HOME		3-4-0		1-1-0		6-0-0	
4-7-0	0-0-0		0-0-		AWAY		1-3-0		2-3-0		1-1-0	
0-0-0	0-0-0		0-0-0		NEUTRAL		0-0-0		0-0-0		0-0-0	
13-8-0	0-0-0		0-0-0		CONFERENCE		0-0-0		0-3-0		13-5-0	
9-3-0	0-0-0		0-0-0		HOME		0-0-0		0-0-0		9-3-0	
4-5-0	0-0-0		0-0-0		AWAY		0-0-0		0-3-0		4-2-0	
0-0-0	0-0-0		0-0-0		NEUTRAL		0-0-0		0-0-0		0-0-0	
<hr/>												
RPI S	Opponent	Score	RPI S	Opponent	Score	RPI S	Opponent	Score	RPI S	Opponent	Score	
			41 H	Nebraska	8 6	51 H	Utah	3 15	121 A	UC Santa Barbara	4 6	
						51 H	Utah	5 7	121 H	UC Santa Barbara	2 1	
						51 H	Utah	6 5	127 A	Cal Poly	7 9	
						56 A	Loyola Marymount	7 10	127 H	Cal Poly	2 10	
						56 H	Loyola Marymount	2 8	138 A	Grand Canyon	3 8	
						70 H	BYU	2 10	138 A	Grand Canyon	4 7	
						70 H	BYU	5 4	138 A	Grand Canyon	2 3	
						70 H	BYU	7 5	139 A	UC Riverside	15 9	
						88 A	Arizona St.	2 4	139 A	UC Riverside	2 11	
						88 A	Arizona St.	8 6	139 A	UC Riverside	7 5	
						88 A	Arizona St.	6 12	155 A	UC Irvine	14 2	
									155 H	UC Irvine	5 4	
									172 A	CSUN	2 3	
									172 H	CSUN	4 2	
									211 A	Sacramento St.	1 11	
									211 A	Sacramento St.	4 3	
									211 A	Sacramento St.	8 3	
									247 H	Northern Colo.	6 0	
									247 H	Northern Colo.	14 3	
									247 H	Northern Colo.	10 1	
									252 H	UTRGV	2 4	
									252 H	UTRGV	6 5	
									252 H	UTRGV	12 13	
									264 H	Utah Valley	7 5	
									264 H	Utah Valley	9 5	
									264 H	Utah Valley	10 0	
									273 H	Seattle U	5 3	

Non-Div. I Games:

CSU Bakersfield

RPI	S	Opponent	Score	
273	H	Seattle U	7	6
273	H	Seattle U	6	9
277	H	Portland	7	5
277	H	Portland	7	3
277	H	Portland	6	3
277	H	Portland	11	4
282	A	Chicago St.	4	8
282	A	Chicago St.	3	0
282	A	Chicago St.	12	1

Average RPI Win:		175	WON-LOST RECORD		WINNING PCT. RANK		LAST 10 GAMES		STRENGTH OF SCHEDULE		OPP. STRENGTH OF SCHEDULE		TEAM RPI		ADJ RPI		CONF. RPI		ADJ CONF. RPI	
DIV. I ONLY			19-32-0		.37255 242		2-8-0		108		106		180		.48546 180		9		9	
DIV. I NON-CONF.			11-13-0		.45833 180		0-1-0		134		75		122		.51318 122		10		10	
TOTALS		RPI 1-25		RPI 26-50		W-L RECORDS		RPI 51-100		RPI 101-150		RPI 150+								
19-32-0		0-1-0		1-7-0		OVERALL		1-9-0		2-4-0		15-11-0								
6-13-0		0-1-0		0-3-0		HOME		0-3-0		0-0-0		6-6-0								
10-16-0		0-0-0		1-3-0		AWAY		1-6-0		1-4-0		7-3-0								
3-3-0		0-0-0		0-1-0		NEUTRAL		0-0-0		1-0-0		2-2-0								
11-13-0		0-1-0		0-2-0		NON-CONFERENCE		0-4-0		1-2-0		10-4-0								
3-1-0		0-1-0		0-0-0		HOME		0-0-0		0-0-0		3-0-0								
5-9-0		0-0-0		0-0-		AWAY		0-4-0		0-2-0		5-2-0								
3-3-0		0-0-0		0-1-0		NEUTRAL		0-0-0		1-0-0		2-2-0								
8-19-0		0-0-0		1-5-0		CONFERENCE		1-5-0		1-2-0		5-7-0								
3-12-0		0-0-0		0-3-0		HOME		0-3-0		0-0-0		3-6-0								
5-7-0		0-0-0		1-2-0		AWAY		1-2-0		1-2-0		2-1-0								
0-0-0		0-0-0		0-0-0		NEUTRAL		0-0-0		0-0-0		0-0-0								
RPI	S	Opponent		Score		RPI	S	Opponent		Score		RPI	S	Opponent		Score				
9	H	Wake Forest		4 5		29	N	St. John's (NY)		3 7		63	A	Missouri		1 7				
						30	A	South Carolina		4 8		63	A	Missouri		2 3				
						38	H	South Ala.		6 8		63	A	Missouri		0 4				
						38	H	South Ala.		5 24		72	A	Ga. Southern		7 3				
						38	H	South Ala.		6 11		72	A	Ga. Southern		2 6				
						47	A	Louisiana		3 4		72	A	Ga. Southern		4 6				
						47	A	Louisiana		0 3		85	A	East Carolina		0 4				
						47	A	Louisiana		12 4		90	H	UT Arlington		5 6				
												90	H	UT Arlington		2 5				
												90	H	UT Arlington		1 18				
LAST 10 GAMES																				
						38	H	South Ala.		6 11		111	A	Troy		1 9				
						38	H	South Ala.		6 8		208	A	UNC Asheville		3 5				
						38	H	South Ala.		5 24		185	H	Arkansas St.		1 4				
						111	A	Troy		3 11		185	H	Arkansas St.		3 5				
						111	A	Troy		12 2		185	H	Arkansas St.		7 6				
												208	A	UNC Asheville		3 5				
												208	H	UNC Asheville		4 3				

Non-Div. I Games:

Appalachian St.

RPI	S	Opponent	Score	
214	H	Georgia St.	6	1
214	H	Georgia St.	6	8
214	H	Georgia St.	13	1
255	A	N.C. Central	7	5
255	N	N.C. Central	9	5

Appalachian St.

A
P
P
a
l
a
c
h
i
a
n
S
t
.

A
P
P
a
l
a
c
h
i
a
n
S
t
.

[illegible]

Non-Div. I Games:

Princeton

RPI	S	Opponent	Score	
201	A	Navy	5	2
215	H	Brown	3	2
215	H	Brown	11	5
222	A	Monmouth	4	8
241	H	Rider	7	7

Princeton

P
r
i
n
c
e
t
o
n

P
r
i
n
c
e
t
o
n

Average RPI Win: Average RPI Loss:	177 100	WON-LOST RECORD	WINNING PCT. RANK	LAST 10 GAMES		STRENGTH OF SCHEDULE	OPP. STRENGTH OF SCHEDULE	TEAM RPI	ADJ RPI	CONF. RPI	ADJ CONF. RPI	
DIV. I ONLY		25-27-0	.48077	165	3-7-0	180	88	182	.48413	182	9	9
DIV. I NON-CONF.		14-11-0	.56	109	1-0-0	181	72	163	.49518	163	10	10
<hr/>												
TOTALS	RPI 1-25	RPI 26-50		W-L RECORDS		RPI 51-100		RPI 101-150		RPI 150+		
25-27-0	1-4-0	3-7-0		OVERALL		3-4-0		2-5-0		16-7-0		
18-12-0	1-1-0	2-2-0		HOME		1-2-0		2-2-0		12-5-0		
7-15-0	0-3-0	1-5-0		AWAY		2-2-0		0-3-0		4-2-0		
0-0-0	0-0-0	0-0-0		NEUTRAL		0-0-0		0-0-0		0-0-0		
14-11-0	1-4-0	0-1-0		NON-CONFERENCE		3-4-0		2-2-0		8-0-0		
12-6-0	1-1-0	0-1-0		HOME		1-2-0		2-2-0		8-0-0		
2-5-0	0-3-0	0-0-		AWAY		2-2-0		0-0-0		0-0-0		
0-0-0	0-0-0	0-0-0		NEUTRAL		0-0-0		0-0-0		0-0-0		
11-16-0	0-0-0	3-6-0		CONFERENCE		0-0-0		0-3-0		8-7-0		
6-6-0	0-0-0	2-1-0		HOME		0-0-0		0-0-0		4-5-0		
5-10-0	0-0-0	1-5-0		AWAY		0-0-0		0-3-0		4-2-0		
0-0-0	0-0-0	0-0-0		NEUTRAL		0-0-0		0-0-0		0-0-0		
<hr/>												
RPI S	Opponent	Score		RPI S	Opponent	Score		RPI S	Opponent	Score		
12 A	Baylor	2	10	35 H	Texas A&M	3	9	64 H	Rice	13	4	
12 H	Baylor	0	4	38 A	South Ala.	3	8	67 A	Oklahoma St.	7	10	
23 A	Texas	2	9	38 A	South Ala.	5	7	67 A	Oklahoma St.	12	11	
23 A	Texas	0	2	38 A	South Ala.	4	9	67 A	Oklahoma St.	3	6	
23 H	Texas	11	10	46 H	Coastal Caro.	5	4	77 H	Sam Houston St.	4	7	
				46 H	Coastal Caro.	10	7	91 A	UTSA	11	8	
				46 H	Coastal Caro.	3	4	91 H	UTSA	1	9	
				47 A	Louisiana	3	4					
				47 A	Louisiana	7	8					
				47 A	Louisiana	8	4					
				LAST 10 GAMES								
				47 A	Louisiana	3	4	214 H	Georgia St.	7	11	
				47 A	Louisiana	8	4	91 A	UTSA	11	8	
				47 A	Louisiana	7	8	38 A	South Ala.	5	7	
				214 H	Georgia St.	8	11	38 A	South Ala.	4	9	
				214 H	Georgia St.	10	9	38 A	South Ala.	3	8	
								</				

Non-Div. I Games:

Texas St.

RPI	S	Opponent	Score	
295	H	Alabama A&M	7	2
295	H	Alabama A&M	10	0
295	H	Alabama A&M	8	3

Texas St.

T
e
x
a
s
S
t
.

T
e
x
a
s
S
t
.

Average RPI Win:	206	WON-LOST RECORD	WINNING PCT. RANK	LAST 10 GAMES	STRENGTH OF SCHEDULE	OPP. STRENGTH OF SCHEDULE	TEAM RPI	ADJ RPI	CONF. RPI	ADJ CONF. RPI	
DIV. I ONLY		21-23-0	.47727 172	7-3-0	223	215	183	.48367 183	15	15	
DIV. I NON-CONF.		13-11-0	.54167 122	2-0-0	267	263	172	.48959 172	15	15	
<hr/>											
TOTALS	RPI 1-25	RPI 26-50		W-L RECORDS		RPI 51-100		RPI 101-150		RPI 150+	
21-23-0	0-0-0	0-5-0		OVERALL		1-1-0		2-3-0		18-14-0	
6-6-0	0-0-0	0-3-0		HOME		0-0-0		1-1-0		5-2-0	
11-15-0	0-0-0	0-2-0		AWAY		0-0-0		1-1-0		10-12-0	
4-2-0	0-0-0	0-0-0		NEUTRAL		1-1-0		0-1-0		3-0-0	
13-11-0	0-0-0	0-2-0		NON-CONFERENCE		1-1-0		2-3-0		10-5-0	
3-1-0	0-0-0	0-0-0		HOME		0-0-0		1-1-0		2-0-0	
6-8-0	0-0-0	0-0-		AWAY		0-0-0		1-1-0		5-5-0	
4-2-0	0-0-0	0-0-0		NEUTRAL		1-1-0		0-1-0		3-0-0	
8-12-0	0-0-0	0-3-0		CONFERENCE		0-0-0		0-0-0		8-9-0	
3-5-0	0-0-0	0-3-0		HOME		0-0-0		0-0-0		3-2-0	
5-7-0	0-0-0	0-0-0		AWAY		0-0-0		0-0-0		5-7-0	
0-0-0	0-0-0	0-0-0		NEUTRAL		0-0-0		0-0-0		0-0-0	
RPI S	Opponent	Score	RPI S	Opponent	Score	RPI S	Opponent	Score	RPI S	Opponent	Score
			29 A	St. John's (NY)	3 9	84 N	Winthrop	7 9	130 A	Marist	1 2
			46 A	Coastal Caro.	0 14	84 N	Winthrop	3 2	130 A	Marist	4 3
			50 H	Binghamton	3 4				130 H	Marist	6 9
			50 H	Binghamton	0 3				130 H	Marist	8 2
			50 H	Binghamton	2 7				135 N	San Francisco	11 12
									162 A	Hartford	7 4
									162 A	Hartford	3 4
									162 A	Hartford	6 3
									166 A	UMBC	3 9
									166 A	UMBC	9 1
									166 A	UMBC	6 7
									166 H	UMBC	2 5
									166 H	UMBC	10 2
									166 H	UMBC	8 15
									175 A	Stony Brook	3 8
									175 A	Stony Brook	1 7
									175 A	Stony Brook	8 3
									175 H	Stony Brook	3 2
									175 H	Stony Brook	4 2
									189 A	UMass Lowell	0 18
									189 A	UMass Lowell	0 4
									189 A	UMass Lowell	4 2
			LAST 10 GAMES						215 A	Brown	5 13
			162 A	Hartford	7 4	222 H	Monmouth	4 3	217 A	Fordham	3 7
			162 A	Hartford	6 3	254 H	Manhattan	7 3	222 H	Monmouth	4 3
			162 A	Hartford	3 4	166 H	UMBC	10 2	238 A	Army West Point	10 13
			175 H	Stony Brook	4 2	166 H	UMBC	2 5	254 A	Manhattan	16 5
			175 H	Stony Brook	3 2	166 H	UMBC	8 15			

Non-Div. I Games:

Albany (NY)

RPI	S	Opponent	Score	
254	H	Manhattan	7	3
259	A	Longwood	11	3
259	A	Longwood	6	11
259	A	Longwood	13	6
261	A	Iona	8	4
266	N	Hofstra	3	1
266	N	Hofstra	4	3
266	N	Hofstra	7	6
296	A	NYIT	8	1
296	A	NYIT	0	3

Albany (NY)

Average RPI Win: 195		WON-LOST RECORD		WINNING PCT. RANK		LAST 10 GAMES		STRENGTH OF SCHEDULE		OPP. STRENGTH OF SCHEDULE		TEAM RPI		ADJ RPI		CONF. RPI		ADJ CONF. RPI	
DIV. I ONLY		24-29-0		.45283 190		5-5-0		137		246		184		.48273 184		22		22	
DIV. I NON-CONF.		12-20-0		.375 229		1-1-0		122		251		227		.46448 227		24		24	
TOTALS		RPI 1-25		RPI 26-50		W-L RECORDS		RPI 51-100		RPI 101-150		RPI 150+							
24-29-0		0-1-0		1-2-0		OVERALL		2-1-0		3-8-0		18-17-0							
8-16-0		0-0-0		1-0-0		HOME		0-0-0		3-7-0		4-9-0							
13-8-0		0-0-0		0-2-0		AWAY		2-1-0		0-1-0		11-4-0							
3-5-0		0-1-0		0-0-0		NEUTRAL		0-0-0		0-0-0		3-4-0							
12-20-0		0-1-0		1-2-0		NON-CONFERENCE		0-0-0		2-6-0		9-11-0							
5-10-0		0-0-0		1-0-0		HOME		0-0-0		2-5-0		2-5-0							
4-5-0		0-0-0		0-0-		AWAY		0-0-0		0-1-0		4-2-0							
3-5-0		0-1-0		0-0-0		NEUTRAL		0-0-0		0-0-0		3-4-0							
12-9-0		0-0-0		0-0-0		CONFERENCE		2-1-0		1-2-0		9-6-0							
3-6-0		0-0-0		0-0-0		HOME		0-0-0		1-2-0		2-4-0							
9-3-0		0-0-0		0-0-0		AWAY		2-1-0		0-0-0		7-2-0							
0-0-0		0-0-0		0-0-0		NEUTRAL		0-0-0		0-0-0		0-0-0							
RPI S	Opponent	Score		RPI S	Opponent	Score		RPI S	Opponent	Score		RPI S	Opponent	Score					
20 N	West Virginia	3	5	36 H	Maryland	8	5	53 A	Rhode Island	3	4	112 H	William & Mary	2	4				
				40 A	North Carolina St.	3	7	53 A	Rhode Island	5	4	115 H	Cornell	3	9				
				46 A	Coastal Caro.	8	9	53 A	Rhode Island	10	9	115 H	Cornell	3	7				
												115 H	Cornell	11	4				
												128 H	St. Bonaventure	1	2				
												128 H	St. Bonaventure	4	7				
												128 H	St. Bonaventure	1	0				
												130 H	Marist	1	4				
												130 H	Marist	10	9				
												130 H	Marist	1	3				
												148 A	UNCW	8	12				
												153 N	Ball St.	0	7				
												153 N	Ball St.	6	14				
												154 N	Canisius	2	4				
												154 N	Canisius	6	5				
												154 N	Canisius	1	7				
												166 A	UMBC	2	4				
												171 H	Radford	4	9				
												171 H	Radford	6	4				
												178 H	George Washington	1	4				
												178 H	George Washington	5	12				
												178 H	George Washington	3	4				
												180 N	Appalachian St.	3	1				
												195 N	VMI	21	1				
												201 A	Navy	2	11				
												203 H	Georgetown	11	1				
												203 H	Georgetown	2	4				
LAST 10 GAMES				53 A	Rhode Island	5	4	178 H	George Washington	1	4	180 N	Appalachian St.	3	1				
				53 A	Rhode Island	10	9	178 H	George Washington	3	4	195 N	VMI	21	1				
				53 A	Rhode Island	3	4	243 A	Towson	10	6	201 A	Navy	2	11				
				226 H	James Madison	3	4	251 A	Richmond	4	3	203 H	Georgetown	11	1				
				178 H	George Washington	5	12	251 A	Richmond	12	3	203 H	Georgetown	2	4				

Non-Div. I Games:

George Mason

RPI	S	Opponent	Score	
203	H	Georgetown	3	7
217	H	Fordham	5	6
217	H	Fordham	8	4
217	H	Fordham	2	0
226	A	James Madison	7	6
226	H	James Madison	3	4
237	A	Saint Joseph's	4	1
237	A	Saint Joseph's	2	5
237	A	Saint Joseph's	2	5
243	A	Towson	10	6
243	H	Towson	2	14
251	A	Richmond	7	6
251	A	Richmond	12	3
251	A	Richmond	4	3
259	A	Longwood	6	5
268	A	Dayton	7	1
268	A	Dayton	8	6
268	A	Dayton	10	5
297	A	Mt. St. Mary's	19	4

George Mason

G
e
o
r
g
e
M
a
s
o
n

G
e
o
r
g
e
M
a
s
o
n

Average RPI Win: 183		WON-LOST	WINNING	LAST 10	STRENGTH OF		OPP. STRENGTH	TEAM	ADJ		CONF.	ADJ CONF.			
Average RPI Loss: 102		RECORD	PCT. RANK	GAMES	SCHEDULE		OF SCHEDULE	RPI	RPI		RPI	RPI			
DIV. I ONLY		23-26-0	.46939	174	3-7-0		187	113	185	.48215	185	9			
DIV. I NON-CONF.		12-10-0	.54545	116	0-1-0		261	175	211	.47155	211	10			
TOTALS		RPI 1-25	RPI 26-50		W-L RECORDS		RPI 51-100		RPI 101-150		RPI 150+				
23-26-0		0-1-0	2-10-0		OVERALL		4-7-0		1-1-0		16-7-0				
14-12-0		0-1-0	2-3-0		HOME		2-5-0		1-0-0		9-3-0				
9-14-0		0-0-0	0-7-0		AWAY		2-2-0		0-1-0		7-4-0				
0-0-0		0-0-0	0-0-0		NEUTRAL		0-0-0		0-0-0		0-0-0				
12-10-0		0-1-0	1-2-0		NON-CONFERENCE		3-2-0		1-1-0		7-4-0				
8-6-0		0-1-0	1-1-0		HOME		2-2-0		1-0-0		4-2-0				
4-4-0		0-0-0	0-0-		AWAY		1-0-0		0-1-0		3-2-0				
0-0-0		0-0-0	0-0-0		NEUTRAL		0-0-0		0-0-0		0-0-0				
11-16-0		0-0-0	1-8-0		CONFERENCE		1-5-0		0-0-0		9-3-0				
6-6-0		0-0-0	1-2-0		HOME		0-3-0		0-0-0		5-1-0				
5-10-0		0-0-0	0-6-0		AWAY		1-2-0		0-0-0		4-2-0				
0-0-0		0-0-0	0-0-0		NEUTRAL		0-0-0		0-0-0		0-0-0				
RPI	S	Opponent	Score		RPI	S	Opponent	Score		RPI	S	Opponent	Score		
14	H	Missouri St.	0	13	32	A	Ole Miss	4	16	72	A	Ga. Southern	1	0	
					33	H	Louisiana Tech	6	5	72	A	Ga. Southern	4	7	
					33	H	Louisiana Tech	3	19	72	A	Ga. Southern	1	6	
					38	H	South Ala.	12	10	82	H	Cincinnati	5	1	
					38	H	South Ala.	2	12	82	H	Cincinnati	5	4	
					38	H	South Ala.	5	15	82	H	Cincinnati	4	11	
					46	A	Coastal Caro.	6	11	90	H	UT Arlington	0	2	
					46	A	Coastal Caro.	0	5	90	H	UT Arlington	3	15	
					46	A	Coastal Caro.	1	6	90	H	UT Arlington	7	11	
					47	A	Louisiana	2	13	95	A	Memphis	11	4	
					47	A	Louisiana	0	8	95	H	Memphis	1	2	
					47	A	Louisiana	2	3						
												Southeast Mo. St.	4	10	
												Southeast Mo. St.	10	1	
												Austin Peay	8	9	
												Appalachian St.	5	3	
												Appalachian St.	4	1	
												Appalachian St.	6	7	
												Texas St.	13	7	
												Texas St.	8	7	
												Texas St.	7	16	
												Southern Ill.	4	3	
												Southern Ill.	2	4	
												Georgia St.	10	5	
												Georgia St.	4	2	
												Georgia St.	14	1	
												Northwestern St.	5	9	
												Northwestern St.	12	3	
												Northwestern St.	3	2	
												La.-Monroe	12	6	
												La.-Monroe	3	5	
												La.-Monroe	8	3	
												Mississippi Val.	9	10	
												NYIT	11	5	
												NYIT	6	0	
												NYIT	13	5	
												NYIT	5	2	
				LAST 10 GAMES											
					72	A	Ga. Southern	1	6	90	H	UT Arlington	7	11	
					72	A	Ga. Southern	1	0	180	A	Appalachian St.	4	1	
					72	A	Ga. Southern	4	7	180	A	Appalachian St.	5	3	
					90	H	UT Arlington	0	2	180	A	Appalachian St.	6	7	
					90	H	UT Arlington	3	15	95	H	Memphis	1	2	

Non-Div. I Games:

Arkansas St.

Average RPI Win: 204		WON-LOST	WINNING	LAST 10	STRENGTH OF		OPP. STRENGTH	TEAM	ADJ		CONF.	ADJ CONF.		
Average RPI Loss: 132		RECORD	PCT. RANK	GAMES	SCHEDULE		OF SCHEDULE	RPI	RPI		RPI	RPI		
DIV. I ONLY		21-31-0	.40385	227	4-6-0		158	210	186		.48213	186		
DIV. I NON-CONF.		9-22-0	.29032	255	0-2-0		63	159	182		.48451	182		
TOTALS		RPI 1-25	RPI 26-50		W-L RECORDS		RPI 51-100		RPI 101-150		RPI 150+			
21-31-0		0-4-0	0-1-0		OVERALL		2-9-0		4-4-0		15-13-0			
6-5-0		0-0-0	0-0-0		HOME		1-3-0		0-0-0		5-2-0			
12-18-0		0-4-0	0-1-0		AWAY		0-3-0		2-2-0		10-8-0			
3-8-0		0-0-0	0-0-0		NEUTRAL		1-3-0		2-2-0		0-3-0			
9-22-0		0-4-0	0-1-0		NON-CONFERENCE		2-6-0		4-4-0		3-7-0			
1-1-0		0-0-0	0-0-0		HOME		1-0-0		0-0-0		0-1-0			
5-13-0		0-4-0	0-0-		AWAY		0-3-0		2-2-0		3-3-0			
3-8-0		0-0-0	0-0-0		NEUTRAL		1-3-0		2-2-0		0-3-0			
12-9-0		0-0-0	0-0-0		CONFERENCE		0-3-0		0-0-0		12-6-0			
5-4-0		0-0-0	0-0-0		HOME		0-3-0		0-0-0		5-1-0			
7-5-0		0-0-0	0-0-0		AWAY		0-0-0		0-0-0		7-5-0			
0-0-0		0-0-0	0-0-0		NEUTRAL		0-0-0		0-0-0		0-0-0			
RPI	S	Opponent	Score		RPI	S	Opponent	Score		RPI	S	Opponent	Score	
3	A	Louisville	0	13	31	A	Michigan	1	2	55	A	FGCU	5	12
3	A	Louisville	2	3						63	N	Missouri	9	27
3	A	Louisville	7	8						63	N	Missouri	5	6
20	A	West Virginia	1	17						63	N	Missouri	2	7
										63	N	Missouri	6	2
										71	H	Kent St.	2	4
										71	H	Kent St.	0	2
										71	H	Kent St.	4	9
										81	A	Michigan St.	6	11
										81	H	Michigan St.	4	3
										97	A	Notre Dame	0	5

Non-Div. I Games:

Eastern Mich.

Eastern Mich.

Harvard

Harvard

RPI	S	Opponent	Score	
294	N	Coppin St.	14	3

Harvard

H
a
r
v
a
r
d

H
a
r
v
a
r
d

**E
T
S
U**

ETSU

RPI	S	Opponent	Score	
171	H	Radford	8	5
176	H	Gardner-Webb	19	4
176	H	Gardner-Webb	5	4
176	H	Gardner-Webb	1	5
180	A	Appalachian St.	7	8
180	H	Appalachian St.	5	4
221	A	Miami (OH)	2	4
221	A	Miami (OH)	2	1
221	A	Miami (OH)	14	0
228	A	The Citadel	5	7
228	A	The Citadel	10	9
228	A	The Citadel	1	4
233	H	Oakland	10	2
233	H	Oakland	9	7
234	H	Western Mich.	1	11
234	H	Western Mich.	12	8
234	H	Western Mich.	12	7

ETSU

E
T
S
U

E
T
S
U

Average RPI Win:	180	WON-LOST RECORD	WINNING PCT. RANK	LAST 10 GAMES	STRENGTH OF SCHEDULE	OPP. STRENGTH OF SCHEDULE	TEAM RPI	ADJ RPI	CONF. RPI	ADJ CONF. RPI	
DIV. I ONLY	22-26-0	.45833	184	1-9-0	176	171	189	.48156	189	15	15
DIV. I NON-CONF.	12-13-0	.48	166	0-2-0	196	176	169	.49015	169	15	15
<hr/>											
TOTALS	RPI 1-25	RPI 26-50		W-L RECORDS	RPI 51-100		RPI 101-150		RPI 150+		
22-26-0	0-0-0	2-9-0		OVERALL	1-2-0		2-2-0		17-13-0		
9-7-0	0-0-0	0-0-0		HOME	0-1-0		0-0-0		9-6-0		
5-12-0	0-0-0	0-4-0		AWAY	0-1-0		2-1-0		3-6-0		
8-7-0	0-0-0	2-5-0		NEUTRAL	1-0-0		0-1-0		5-1-0		
<hr/>											
12-13-0	0-0-0	1-5-0		NON-CONFERENCE	1-2-0		2-2-0		8-4-0		
1-3-0	0-0-0	0-0-0		HOME	0-1-0		0-0-0		1-2-0		
4-4-0	0-0-0	0-0-		AWAY	0-1-0		2-1-0		2-1-0		
7-6-0	0-0-0	1-4-0		NEUTRAL	1-0-0		0-1-0		5-1-0		
<hr/>											
10-13-0	0-0-0	1-4-0		CONFERENCE	0-0-0		0-0-0		9-9-0		
8-4-0	0-0-0	0-0-0		HOME	0-0-0		0-0-0		8-4-0		
1-8-0	0-0-0	0-3-0		AWAY	0-0-0		0-0-0		1-5-0		
1-1-0	0-0-0	1-1-0		NEUTRAL	0-0-0		0-0-0		0-0-0		
<hr/>											
RPI S	Opponent	Score	RPI S	Opponent	Score	RPI S	Opponent	Score	RPI S	Opponent	Score
			29 N	St. John's (NY)	3 6	62 A	Yale	3 4	112 A	William & Mary	13 6
			40 A	North Carolina St.	0 8	87 H	Boston College	1 6	118 A	Dartmouth	9 5
			42 N	UConn	3 7	97 N	Notre Dame	8 0	130 N	Marist	5 6
			42 N	UConn	1 7				143 A	Davidson	5 8
			42 N	UConn	11 8				151 A	Delaware	6 5
			42 N	UConn	3 5				157 A	Central Conn. St.	0 5
			50 A	Binghamton	2 5				162 H	Hartford	3 2
			50 A	Binghamton	5 6				162 H	Hartford	20 1
			50 A	Binghamton	2 6				162 H	Hartford	1 5
			50 N	Binghamton	5 2				166 A	UMBC	2 5
			50 N	Binghamton	0 1				166 A	UMBC	2 5
									166 A	UMBC	6 2
									175 H	Stony Brook	4 0
									175 H	Stony Brook	7 5
									175 H	Stony Brook	1 4
									183 H	Albany (NY)	2 4
									183 H	Albany (NY)	18 0
									183 H	Albany (NY)	4 0
									187 H	Harvard	3 4
									193 A	Maine	4 5
									193 A	Maine	4 8
									193 A	Maine	5 7
			193 A	Maine	4 8	50 A	Binghamton	5 6	193 H	Maine	3 0
			193 A	Maine	4 5	50 A	Binghamton	2 6	193 H	Maine	4 3
			193 A	Maine	5 7	87 H	Boston College	1 6	193 H	Maine	5 8
			62 A	Yale	3 4	162 H	Hartford	3 2	215 H	Brown	3 0
			50 A	Binghamton	2 5	162 H	Hartford	1 5	215 H	Brown	7 8

Non-Div. I Games:

UMass Lowell

RPI	S	Opponent	Score	
243	N	Towson	10	8
254	N	Manhattan	10	1
254	N	Manhattan	5	2
262	A	Massachusetts	6	0
268	N	Dayton	8	13
283	N	Lehigh	3	2
290	N	Fairleigh Dickinson	12	9

Average RPI Win:	181	WON-LOST	WINNING	LAST 10	STRENGTH OF	OPP. STRENGTH	TEAM	ADJ	CONF.	ADJ CONF.								
Average RPI Loss:	139	RECORD	PCT. RANK	GAMES	SCHEDULE	OF SCHEDULE	RPI	RPI	RPI	RPI								
DIV. I ONLY		26-26-0	.5	149	4-6-0	211	160	190	.48031	190	16	16						
DIV. I NON-CONF.		17-17-0	.5	144	0-1-0	241	143	190	.48255	189	13	13						
<hr/>																		
TOTALS	RPI 1-25	RPI 26-50			W-L RECORDS	RPI 51-100			RPI 101-150			RPI 150+						
26-26-0	0-3-0	0-0-0			OVERALL	6-6-0			8-3-0			12-14-0						
15-12-0	0-3-0	0-0-0			HOME	5-4-0			1-1-0			9-4-0						
11-12-0	0-0-0	0-0-0			AWAY	1-2-0			7-2-0			3-8-0						
0-2-0	0-0-0	0-0-0			NEUTRAL	0-0-0			0-0-0			0-2-0						
17-17-0	0-0-0	0-0-0			NON-CONFERENCE	5-4-0			7-1-0			5-12-0						
8-7-0	0-0-0	0-0-0			HOME	4-2-0			1-1-0			3-4-0						
9-8-0	0-0-0	0-0-			AWAY	1-2-0			6-0-0			2-6-0						
0-2-0	0-0-0	0-0-0			NEUTRAL	0-0-0			0-0-0			0-2-0						
9-9-0	0-3-0	0-0-0			CONFERENCE	1-2-0			1-2-0			7-2-0						
7-5-0	0-3-0	0-0-0			HOME	1-2-0			0-0-0			6-0-0						
2-4-0	0-0-0	0-0-0			AWAY	0-0-0			1-2-0			1-2-0						
0-0-0	0-0-0	0-0-0			NEUTRAL	0-0-0			0-0-0			0-0-0						
RPI	S	Opponent	Score	RPI	S	Opponent	Score	RPI	S	Opponent	Score							
14	H	Missouri St.	5 7					57	H	DBU	2 4	134	A	Illinois	3	1		
14	H	Missouri St.	4 7					57	H	DBU	4	1	134	A	Illinois	8	5	
14	H	Missouri St.	9 19					57	H	DBU	1 7		134	H	Illinois	5	6	
								94	H	Tennessee Tech	10	9	141	A	Southeast Mo. St.	7	5	
								94	H	Tennessee Tech	6	4	141	H	Southeast Mo. St.	4	2	
								94	H	Tennessee Tech	13	8	146	A	Wichita St.	7	17	
								95	A	Memphis	3	4	146	A	Wichita St.	0	7	
								95	A	Memphis	1	2	146	A	Wichita St.	11	8	
								95	A	Memphis	3	2	147	A	Stetson	8	4	
								100	H	Jacksonville St.	5	4	147	A	Stetson	7	6	
								100	H	Jacksonville St.	6	8	147	A	Stetson	7	0	
								100	H	Jacksonville St.	0	7	160	A	Belmont	17	18	
													160	H	Belmont	3	9	
													169	A	Indiana St.	2	15	
													169	A	Indiana St.	1	4	
													169	A	Indiana St.	2	1	
													170	A	Murray St.	12	13	
													170	H	Murray St.	10	13	
													173	A	Austin Peay	3	10	
													173	H	Austin Peay	0	4	
													185	A	Arkansas St.	4	2	
													185	H	Arkansas St.	3	4	
													202	A	Eastern Ill.	7	10	
													220	N	Toledo	2	10	
													220	N	Toledo	7	8	
													240	A	La.-Monroe	3	4	
													240	A	La.-Monroe	9	0	
<hr/>																		
				LAST 10 GAMES														
				281	H	Illinois St.	10	9	14	H	Missouri St.	5	7	202	A	Eastern Ill.	7	10
				281	H	Illinois St.	5	0	134	H	Illinois	5	6	220	N	Toledo	2	10
				281	H	Illinois St.	3	2	57	H	DBU	1	7	220	N	Toledo	7	8
				14	H	Missouri St.	4	7	57	H	DBU	2	4	240	A	La.-Monroe	3	4
				14	H	Missouri St.	9	19	57	H	DBU	4	1	240	A	La.-Monroe	9	0

Non-Div. I Games:

Southern Ill.

Southern Illinois.

1
6
1
1
1
6
:
1
:
:
:
:

Southern Ill.

Average RPI Win:	194	WON-LOST RECORD	WINNING PCT. RANK	LAST 10 GAMES		STRENGTH OF SCHEDULE	OPP. STRENGTH OF SCHEDULE	TEAM RPI	ADJ RPI	CONF. RPI	ADJ CONF. RPI
Average RPI Loss:	145										
DIV. I ONLY		23-20-0	.53488 118	5-5-0		253	207	192	.47865 192	14	14
DIV. I NON-CONF.		10-12-0	.45455 186	0-1-0		278	278	252	.4416 252	9	9
TOTALS	RPI 1-25		RPI 26-50	W-L RECORDS		RPI 51-100			RPI 101-150		RPI 150+
23-20-0	0-0-0		0-0-0	OVERALL		0-2-0			7-11-0		16-7-0
12-4-0	0-0-0		0-0-0	HOME		0-0-0			1-3-0		11-1-0
8-9-0	0-0-0		0-0-0	AWAY		0-2-0			5-5-0		3-2-0
3-7-0	0-0-0		0-0-0	NEUTRAL		0-0-0			1-3-0		2-4-0
10-12-0	0-0-0		0-0-0	NON-CONFERENCE		0-0-0			1-6-0		9-6-0
5-1-0	0-0-0		0-0-0	HOME		0-0-0			0-0-0		5-1-0
2-4-0	0-0-0		0-0-	AWAY		0-0-0			0-3-0		2-1-0
3-7-0	0-0-0		0-0-0	NEUTRAL		0-0-0			1-3-0		2-4-0
13-8-0	0-0-0		0-0-0	CONFERENCE		0-2-0			6-5-0		7-1-0
7-3-0	0-0-0		0-0-0	HOME		0-0-0			1-3-0		6-0-0
6-5-0	0-0-0		0-0-0	AWAY		0-2-0			5-2-0		1-1-0
0-0-0	0-0-0		0-0-0	NEUTRAL		0-0-0			0-0-0		0-0-0
RPI S Opponent Score			RPI S Opponent Score			RPI S Opponent Score			RPI S Opponent Score		
						62 A Yale 4 5			107 A North Florida 0 6		
						62 A Yale 2 6			107 A North Florida 2 3		
									107 A North Florida 3 7		
									115 A Cornell 3 2		
									115 A Cornell 4 0		
									115 A Cornell 0 2		
									115 A Cornell 5 0		
									118 H Dartmouth 5 9		
									118 H Dartmouth 7 6		
									126 A Columbia 7 12		
									126 A Columbia 7 6		
									126 A Columbia 6 3		
									126 H Columbia 4 14		
									126 H Columbia 5 7		
									128 N St. Bonaventure 0 4		
									130 N Marist 5 4		
									130 N Marist 0 5		
									130 N Marist 3 4		
									151 A Delaware 9 10		
									158 N Fairfield 8 0		
									158 N Fairfield 5 7		
									158 N Fairfield 6 3		
				LAST 10 GAMES					158 N Fairfield 6 3		
				126 A Columbia 6 3		256 H Villanova 1 3			181 H Princeton 5 4		
				126 H Columbia 5 7		115 A Cornell 3 2			181 H Princeton 3 1		
				126 H Columbia 4 14		115 A Cornell 4 0			181 H Princeton 17 5		
				126 A Columbia 7 12		115 A Cornell 0 2			181 H Princeton 10 2		
				126 A Columbia 7 6		115 A Cornell 5 0			187 H Harvard 7 4		

Non-Div. I Games:

Penn

RPI	S	Opponent	Score	
187	H	Harvard	4	0
200	N	Valparaiso	3	16
200	N	Valparaiso	0	3
215	A	Brown	6	8
215	A	Brown	4	2
256	A	Villanova	11	2
256	H	Villanova	1	3
280	N	La Salle	1	2
283	H	Lehigh	6	4
291	A	Lafayette	9	8
291	H	Lafayette	2	1
291	H	Lafayette	4	1
291	H	Lafayette	13	3
291	H	Lafayette	3	2

P
e
n
n

P
e
n
n

Penn

Average RPI Win: 199		WON-LOST RECORD	WINNING PCT. RANK	LAST 10 GAMES	STRENGTH OF SCHEDULE	OPP. STRENGTH OF SCHEDULE	TEAM RPI	ADJ RPI	CONF. RPI	ADJ CONF. RPI	
Average RPI Loss: 124											
DIV. I ONLY		16-24-0	.4 228	4-4-0	130	200	194	.47811 193	15	15	
DIV. I NON-CONF.		9-14-0	.3913 220	0-0-0	129	233	198	.47901 196	15	15	
TOTALS		RPI 1-25	RPI 26-50		W-L RECORDS		RPI 51-100		RPI 101-150		RPI 150+
16-24-0	0-0-0		0-6-0		OVERALL		0-6-0		2-1-0		14-11-0
9-3-0	0-0-0		0-0-0		HOME		0-0-0		0-0-0		9-3-0
1-17-0	0-0-0		0-3-0		AWAY		0-6-0		0-0-0		1-4-0
6-4-0	0-0-0		0-0-0		NEUTRAL		0-0-0		2-1-0		4-3-0
9-14-0	0-0-0		0-3-0		NON-CONFERENCE		0-6-0		2-1-0		7-4-0
3-1-0	0-0-0		0-0-0		HOME		0-0-0		0-0-0		3-1-0
0-9-0	0-0-0		0-0-		AWAY		0-6-0		0-0-0		0-0-0
6-4-0	0-0-0		0-0-0		NEUTRAL		0-0-0		2-1-0		4-3-0
7-10-0	0-0-0		0-3-0		CONFERENCE		0-0-0		0-0-0		7-7-0
6-2-0	0-0-0		0-0-0		HOME		0-0-0		0-0-0		6-2-0
1-8-0	0-0-0		0-3-0		AWAY		0-0-0		0-0-0		1-5-0
0-0-0	0-0-0		0-0-0		NEUTRAL		0-0-0		0-0-0		0-0-0
RPI S	Opponent	Score	RPI S	Opponent	Score	RPI S	Opponent	Score	RPI S	Opponent	Score
29 A	St. John's (NY)	0 3	29 A	St. John's (NY)	3 9	61 A	Miami (FL)	3 4	128 N	St. Bonaventure	6 5
29 A	St. John's (NY)	3 9	29 A	St. John's (NY)	1 15	61 A	Miami (FL)	2 7	128 N	St. Bonaventure	5 4
29 A	St. John's (NY)	3 9	75 A	Fla. Atlantic	3 11	128 N	St. Bonaventure	3 4	157 N	Central Conn. St.	6 3
50 A	Binghamton	4 7	84 A	Winthrop	5 12	157 N	Central Conn. St.	3 6	162 H	Hartford	3 2
50 A	Binghamton	2 3	84 A	Winthrop	5 12	162 H	Hartford	6 10	162 H	Hartford	1 0
50 A	Binghamton		84 A	Winthrop	2 3	166 H	UMBC	10 7	166 H	UMBC	6 9
						175 A	Stony Brook	3 4	175 A	Stony Brook	6 12
						175 A	Stony Brook	3 6	175 A	Stony Brook	3 6
						189 A	UMass Lowell	3 4	189 A	UMass Lowell	0 3
						189 A	UMass Lowell	8 5	189 A	UMass Lowell	5 4
						189 H	UMass Lowell	8 4	189 H	UMass Lowell	7 5
						189 H	UMass Lowell	7 5	249 N	South Dakota St.	6 0
						249 N	South Dakota St.	4 3	249 N	South Dakota St.	4 3
			LAST 10 GAMES						254 H	Manhattan	3 1
			189 H	UMass Lowell	8 4	175 A	Stony Brook	6 12	254 H	Manhattan	4 6
			189 H	UMass Lowell	5 4	175 A	Stony Brook	3 4	254 H	Manhattan	18 13
			189 H	UMass Lowell	7 5	175 A	Stony Brook	3 6	254 H	Manhattan	10 6
			166 H	UMBC	6 9	50 A	Binghamton	2 3	262 N	Massachusetts	1 5
			166 H	UMBC	10 7	50 A	Binghamton	4 7	262 N	Massachusetts	4 2
Non-Div. I Games: Colby		10 2	Me.-Farmington		12 2	Me.-Presque Isle		8 1	Thomas (ME)		11 3
									Maine		

RPI	S	Opponent	Score	
262	N	Massachusetts	6	10

Maine

M
a
i
n
e

M
a
i
n
e

Average RPI Win: 174		WON-LOST	WINNING	LAST 10	STRENGTH OF		OPP. STRENGTH	TEAM	ADJ		CONF.	ADJ CONF.
Average RPI Loss: 114		RECORD	PCT. RANK	GAMES	SCHEDULE		OF SCHEDULE	RPI	RPI		RPI	RPI
DIV. I ONLY		18-31-0	.36735	245	94		143	193	.47772		194	11
DIV. I NON-CONF.		6-15-0	.28571	256	136		118	241	.45179		241	12
TOTALS		RPI 1-25	RPI 26-50		W-L RECORDS		RPI 51-100		RPI 101-150		RPI 150+	
18-31-0		0-2-0	4-4-0		OVERALL		1-9-0		3-10-0		10-6-0	
8-18-0		0-1-0	2-2-0		HOME		0-6-0		2-5-0		4-4-0	
10-13-0		0-1-0	2-2-0		AWAY		1-3-0		1-5-0		6-2-0	
0-0-0		0-0-0	0-0-0		NEUTRAL		0-0-0		0-0-0		0-0-0	
6-15-0		0-2-0	0-2-0		NON-CONFERENCE		1-6-0		0-1-0		5-4-0	
1-12-0		0-1-0	0-1-0		HOME		0-6-0		0-1-0		1-3-0	
5-3-0		0-1-0	0-0-		AWAY		1-0-0		0-0-0		4-1-0	
0-0-0		0-0-0	0-0-0		NEUTRAL		0-0-0		0-0-0		0-0-0	
12-16-0		0-0-0	4-2-0		CONFERENCE		0-3-0		3-9-0		5-2-0	
7-6-0		0-0-0	2-1-0		HOME		0-0-0		2-4-0		3-1-0	
5-10-0		0-0-0	2-1-0		AWAY		0-3-0		1-5-0		2-1-0	
0-0-0		0-0-0	0-0-0		NEUTRAL		0-0-0		0-0-0		0-0-0	
RPI S	Opponent	Score	RPI S	Opponent	Score	RPI S	Opponent	Score	RPI S	Opponent	Score	
23 A	Texas	0 15	26 H	Houston	2 4	63 H	Missouri	0 9	105 A	Lamar University	2 4	
23 H	Texas	2 12	27 H	Southeastern La.	5 4	63 H	Missouri	6 7	105 A	Lamar University	4 6	
			27 H	Southeastern La.	3 2	77 A	Sam Houston St.	3 12	105 A	Lamar University	2 8	
			27 H	Southeastern La.	5 8	77 A	Sam Houston St.	3 6	123 A	New Orleans	8 4	
			35 A	Texas A&M	2 5	77 A	Sam Houston St.	1 19	123 A	New Orleans	3 10	
			37 A	McNeese	4 6	90 H	UT Arlington	2 4	123 A	New Orleans	9 10	
			37 A	McNeese	10 4	90 H	UT Arlington	3 7	132 H	Central Ark.	4 8	
			37 A	McNeese	5 4	90 H	UT Arlington	6 8	132 H	Central Ark.	3 2	
						91 A	UTSA	5 2	132 H	Central Ark.	13 15	
						91 H	UTSA	3 7	134 H	Illinois	14 15	
									145 H	SFA	4 9	
									145 H	SFA	8 5	
									145 H	SFA	1 5	
									191 H	Bradley	6 7	
									191 H	Bradley	10 7	
									191 H	Bradley	5 9	
									225 H	Northwestern St.	9 1	
									225 H	Northwestern St.	3 6	
									225 H	Northwestern St.	14 9	
									252 A	UTRGV	7 6	
									252 A	UTRGV	3 13	
									252 A	UTRGV	4 1	
									252 A	UTRGV	7 1	
									252 H	UTRGV	3 4	
									274 A	Incarnate Word	5 4	
									274 A	Incarnate Word	7 17	
									274 A	Incarnate Word	10 7	

Non-Div. I Games: Houston-Victoria 3 5 Houston-Victoria 7 5

A&M-Corpus Christi

RPI	S	Opponent	Score	
274	H	Incarnate Word	10	8
285	A	Prairie View	11	5

A&M-Corpus Christi
r
i
s
t
i

A
&
M
-
C
o
r
p
u
s
C
h
r
i
s
t
i

RPI	S	Opponent	Score	
184	N	George Mason	1	21
199	A	Elon	10	4
199	A	Elon	2	3
199	A	Elon	3	8
226	A	James Madison	6	1
228	A	The Citadel	2	4
228	A	The Citadel	4	1
228	A	The Citadel	0	3
230	H	Bucknell	6	1
230	H	Bucknell	0	4
230	H	Bucknell	10	2
244	H	Quinnipiac	5	8
244	H	Quinnipiac	9	5
244	H	Quinnipiac	13	7
251	H	Richmond	6	3
259	A	Longwood	6	4
259	H	Longwood	4	3

VMI

RPI	S	Opponent	Score	
286	H	Alcorn	10	0
293	A	Mississippi Val.	7	5
293	A	Mississippi Val.	7	6
293	A	Mississippi Val.	14	2
293	H	Mississippi Val.	12	3
293	H	Mississippi Val.	2	7
293	H	Mississippi Val.	10	5
295	A	Alabama A&M	11	2
295	A	Alabama A&M	5	3
295	H	Alabama A&M	2	5
295	H	Alabama A&M	14	2
295	H	Alabama A&M	5	4
295	N	Alabama A&M	9	2

Alabama St.

A
l
a
b
a
m
a
s
t
.

A
l
a
b
a
m
a
s
t
.

Average RPI Win: 149		WON-LOST	WINNING	LAST 10	STRENGTH OF		OPP. STRENGTH	TEAM	ADJ	CONF.	ADJ CONF.
Average RPI Loss: 120		RECORD	PCT. RANK	GAMES	SCHEDULE		OF SCHEDULE	RPI	RPI	RPI	RPI
DIV. I ONLY		20-29-0	.40816	224	3-7-0		148	101	197	.47689	197
DIV. I NON-CONF.		12-13-0	.48	166	1-1-0		121	36	145	.50285	145
TOTALS		RPI 1-25	RPI 26-50		W-L RECORDS		RPI 51-100		RPI 101-150		RPI 150+
20-29-0	0-1-0	1-2-0		OVERALL		6-13-0		4-5-0		9-8-0	
11-15-0	0-1-0	0-0-0		HOME		3-9-0		3-1-0		5-4-0	
9-14-0	0-0-0	1-2-0		AWAY		3-4-0		1-4-0		4-4-0	
0-0-0	0-0-0	0-0-0		NEUTRAL		0-0-0		0-0-0		0-0-0	
12-13-0	0-1-0	1-2-0		NON-CONFERENCE		2-5-0		3-3-0		6-2-0	
8-6-0	0-1-0	0-0-0		HOME		0-3-0		3-1-0		5-1-0	
4-7-0	0-0-0	1-0-		AWAY		2-2-0		0-2-0		1-1-0	
0-0-0	0-0-0	0-0-0		NEUTRAL		0-0-0		0-0-0		0-0-0	
8-16-0	0-0-0	0-0-0		CONFERENCE		4-8-0		1-2-0		3-6-0	
3-9-0	0-0-0	0-0-0		HOME		3-6-0		0-0-0		0-3-0	
5-7-0	0-0-0	0-0-0		AWAY		1-2-0		1-2-0		3-3-0	
0-0-0	0-0-0	0-0-0		NEUTRAL		0-0-0		0-0-0		0-0-0	
RPI S	Opponent	Score		RPI S	Opponent	Score		RPI S	Opponent	Score	
22 H	Long Beach St.	1	2	35 A	Texas A&M	0	3	56 H	Loyola Marymount	3	7
				35 A	Texas A&M	6	10	56 H	Loyola Marymount	1	5
				35 A	Texas A&M	2	1	56 H	Loyola Marymount	2	4
								58 H	Saint Mary's (CA)	2	1
								58 H	Saint Mary's (CA)	4	5
								58 H	Saint Mary's (CA)	0	3
								64 A	Rice	5	2
								64 A	Rice	6	7
								64 A	Rice	7	5
								68 H	Gonzaga	2	1
								68 H	Gonzaga	1	2
								68 H	Gonzaga	5	3
								70 A	BYU	4	9
								70 A	BYU	2	7
								70 A	BYU	11	7
								76 H	California	1	3
								76 H	California	2	3
								76 H	California	7	12
								77 A	Sam Houston St.	1	2
				LAST 10 GAMES							
				58 H	Saint Mary's (CA)	4	5	135 A	San Francisco	6	5
				58 H	Saint Mary's (CA)	2	1	135 A	San Francisco	0	3
				58 H	Saint Mary's (CA)	0	3	127 A	Cal Poly	3	5
				127 H	Cal Poly	6	1	265 H	Santa Clara	2	8
				135 A	San Francisco	4	18	265 H	Santa Clara	1	2
								265 H	Santa Clara	6	8
								265 H	Santa Clara	1	2
								277 A	Portland	14	8
								277 A	Portland	12	6
								277 A	Portland	1	2

Non-Div. I Games:

Pepperdine

Average RPI Win:	218	WON-LOST RECORD	WINNING PCT. RANK	LAST 10 GAMES	STRENGTH OF SCHEDULE	OPP. STRENGTH OF SCHEDULE	TEAM RPI	ADJ RPI	CONF. RPI	ADJ CONF. RPI	
Average RPI Loss:	147										
DIV. I ONLY	26-23-0	.53061	121	6-4-0	246	213	198	.47684	198	27	27
DIV. I NON-CONF.	7-13-0	.35	240	1-0-0	208	201	248	.44561	248	29	29
<hr/>											
TOTALS	RPI 1-25	RPI 26-50		W-L RECORDS		RPI 51-100		RPI 101-150		RPI 150+	
26-23-0	0-0-0	0-0-0		OVERALL		5-5-0		4-12-0		17-6-0	
15-9-0	0-0-0	0-0-0		HOME		2-3-0		1-4-0		12-2-0	
11-10-0	0-0-0	0-0-0		AWAY		3-2-0		3-6-0		5-2-0	
0-4-0	0-0-0	0-0-0		NEUTRAL		0-0-0		0-2-0		0-2-0	
7-13-0	0-0-0	0-0-0		NON-CONFERENCE		3-1-0		1-9-0		3-3-0	
4-4-0	0-0-0	0-0-0		HOME		1-1-0		0-2-0		3-1-0	
3-5-0	0-0-0	0-0-		AWAY		2-0-0		1-5-0		0-0-0	
0-4-0	0-0-0	0-0-0		NEUTRAL		0-0-0		0-2-0		0-2-0	
19-10-0	0-0-0	0-0-0		CONFERENCE		2-4-0		3-3-0		14-3-0	
11-5-0	0-0-0	0-0-0		HOME		1-2-0		1-2-0		9-1-0	
8-5-0	0-0-0	0-0-0		AWAY		1-2-0		2-1-0		5-2-0	
0-0-0	0-0-0	0-0-0		NEUTRAL		0-0-0		0-0-0		0-0-0	
RPI	S	Opponent	Score	RPI	S	Opponent	Score	RPI	S	Opponent	Score
						83 A Charlotte	12 6			102 N Western Caro.	7 16
						83 H Charlotte	6 5			114 A Florida A&M	7 1
						84 A Winthrop	7 4			114 A Florida A&M	0 10
						84 H Winthrop	4 11			114 A Florida A&M	4 3
						86 A Bethune-Cookman	1 13			114 H Florida A&M	1 8
						86 A Bethune-Cookman	6 1			114 H Florida A&M	10 7
						86 A Bethune-Cookman	6 9			114 H Florida A&M	4 6
						86 H Bethune-Cookman	5 10			119 A Duke	2 10
						86 H Bethune-Cookman	4 10			131 H High Point	5 9
						86 H Bethune-Cookman	6 5			136 A Furman	3 7
										136 A Furman	11 10
										136 A Furman	2 17
										143 A Davidson	3 5
										143 A Davidson	1 12
										143 H Davidson	0 6
										149 N UNCG	4 5
										156 H Presbyterian	2 3
										226 N James Madison	1 5
										251 N Richmond	1 3
										255 A N.C. Central	1 11
										255 A N.C. Central	7 10
										255 A N.C. Central	8 6
										255 H N.C. Central	5 2
										255 H N.C. Central	4 3
										255 H N.C. Central	8 7
										260 A Norfolk St.	4 3
										260 H Norfolk St.	7 12
LAST 10 GAMES											
						287 A Savannah St.	11 10			255 H N.C. Central	5 2
						114 H Florida A&M	10 7			84 A Winthrop	7 4
						114 H Florida A&M	1 8			86 A Bethune-Cookman	6 9
						114 H Florida A&M	4 6			86 A Bethune-Cookman	6 1
						287 A Savannah St.	12 2			86 A Bethune-Cookman	1 13
						287 A Savannah St.	7 2				

Non-Div. I Games:

N.C. A&T

RPI	S	Opponent	Score	
287	A	Savannah St.	11	10
287	A	Savannah St.	12	2
287	A	Savannah St.	7	2
287	H	Savannah St.	11	5
287	H	Savannah St.	2	1
287	H	Savannah St.	12	3
288	H	UMES	11	4
288	H	UMES	19	5
288	H	UMES	17	9
297	H	Mt. St. Mary's	3	1
297	H	Mt. St. Mary's	14	7
297	H	Mt. St. Mary's	4	2

N
.
C
.
A
&
T

N
.
C
.
A
&
T

Average RPI Win: 199		WON-LOST RECORD		WINNING PCT. RANK		LAST 10 GAMES		STRENGTH OF SCHEDULE		OPP. STRENGTH OF SCHEDULE		TEAM RPI		ADJ RPI		CONF. RPI		ADJ CONF. RPI					
DIV. I ONLY		22-30-0		.42308 216		3-7-0		126		148		199		.47671 199		21		21					
DIV. I NON-CONF.		10-18-0		.35714 239		0-2-0		64		77		211		.47155 211		21		21					
TOTALS		RPI 1-25		RPI 26-50		W-L RECORDS		RPI 51-100		RPI 101-150		RPI 150+											
22-30-0		0-6-0		0-1-0		OVERALL		1-6-0		4-9-0		17-8-0											
16-15-0		0-1-0		0-1-0		HOME		1-4-0		1-4-0		14-5-0											
6-15-0		0-5-0		0-0-0		AWAY		0-2-0		3-5-0		3-3-0											
0-0-0		0-0-0		0-0-0		NEUTRAL		0-0-0		0-0-0		0-0-0											
10-18-0		0-6-0		0-1-0		NON-CONFERENCE		1-6-0		1-3-0		8-2-0											
9-10-0		0-1-0		0-1-0		HOME		1-4-0		0-2-0		8-2-0											
1-8-0		0-5-0		0-0-		AWAY		0-2-0		1-1-0		0-0-0											
0-0-0		0-0-0		0-0-0		NEUTRAL		0-0-0		0-0-0		0-0-0											
12-12-0		0-0-0		0-0-0		CONFERENCE		0-0-0		3-6-0		9-6-0											
7-5-0		0-0-0		0-0-0		HOME		0-0-0		1-2-0		6-3-0											
5-7-0		0-0-0		0-0-0		AWAY		0-0-0		2-4-0		3-3-0											
0-0-0		0-0-0		0-0-0		NEUTRAL		0-0-0		0-0-0		0-0-0											
RPI	S	Opponent		Score		RPI	S	Opponent		Score		RPI	S	Opponent		Score							
2	A	North Carolina		2	11	40	H	North Carolina St.		2	6	54	A	Liberty		6	16	112	A	William & Mary	7	6	
8	A	Clemson		5	13							54	H	Liberty		0	1	112	A	William & Mary	6	14	
8	A	Clemson		0	1							72	H	Ga. Southern		0	7	112	A	William & Mary	2	8	
8	A	Clemson		0	3							72	H	Ga. Southern		8	6	131	A	High Point	14	8	
9	A	Wake Forest		1	14							72	H	Ga. Southern		1	5	131	H	High Point	3	5	
9	H	Wake Forest		1	13							85	A	East Carolina		2	7	142	A	Col. of Charleston	6	4	
												85	H	East Carolina		7	11	142	A	Col. of Charleston	3	5	
																		142	A	Col. of Charleston	2	11	
																		148	H	UNCW	2	3	
																		148	H	UNCW	5	3	
																		148	H	UNCW	5	6	
																		149	A	UNCG	8	12	
																		149	H	UNCG	3	10	
																		151	H	Delaware	2	3	
																		151	H	Delaware	15	2	
																		151	H	Delaware	2	11	
																		167	H	Northeastern	6	0	
																		167	H	Northeastern	2	9	
																		167	H	Northeastern	11	6	
																		171	H	Radford	10	1	
																		195	H	VMI	4	10	
																		195	H	VMI	3	2	
																		195	H	VMI	8	3	
																		226	H	James Madison	7	1	
																		226	H	James Madison	3	0	
																		226	H	James Madison	9	2	
																		243	A	Towson	8	1	
				LAST 10 GAMES																			
				148	H	UNCW	5	3	266	A	Hofstra	4	7	195	H	VMI	8	3	226	H	James Madison	7	1
				148	H	UNCW	2	3	266	A	Hofstra	8	1	226	H	James Madison	3	0	226	H	James Madison	9	2
				148	H	UNCW	5	6	149	H	UNCG	3	10	142	A	Col. of Charleston	6	4	226	H	James Madison	9	2
				54	A	Liberty	6	16	142	A	Col. of Charleston	3	5	243	A	Towson	8	1	243	A	Towson	8	1
				266	A	Hofstra	4	5															

Non-Div. I Games:

Elon

RPI	S	Opponent	Score	
243	A	Towson	10	11
243	A	Towson	5	4
259	H	Longwood	7	0
259	H	Longwood	5	9
259	H	Longwood	10	5
262	H	Massachusetts	5	1
262	H	Massachusetts	3	0
262	H	Massachusetts	4	3
266	A	Hofstra	8	1
266	A	Hofstra	4	7
266	A	Hofstra	4	5

Elon

Elon

**E
l
o
n**

Average RPI Win:	205	WON-LOST	WINNING	LAST 10	STRENGTH OF	OPP. STRENGTH	TEAM	ADJ	CONF.	ADJ CONF.	
Average RPI Loss:	158	RECORD	PCT. RANK	GAMES	SCHEDULE	OF SCHEDULE	RPI	RPI	RPI	RPI	
DIV. I ONLY	23-28-0	.45098	192	7-3-0	224	226	200	.4766	200	24	24
DIV. I NON-CONF.	11-13-0	.45833	180	1-0-0	220	138	142	.50453	142	23	23
<hr/>											
TOTALS	RPI 1-25	RPI 26-50		W-L RECORDS		RPI 51-100		RPI 101-150		RPI 150+	
23-28-0	0-3-0	0-0-0		OVERALL		2-2-0		4-10-0		17-13-0	
9-7-0	0-0-0	0-0-0		HOME		0-0-0		2-2-0		7-5-0	
12-21-0	0-3-0	0-0-0		AWAY		2-2-0		2-8-0		8-8-0	
2-0-0	0-0-0	0-0-0		NEUTRAL		0-0-0		0-0-0		2-0-0	
11-13-0	0-3-0	0-0-0		NON-CONFERENCE		2-2-0		1-3-0		8-5-0	
2-0-0	0-0-0	0-0-0		HOME		0-0-0		0-0-0		2-0-0	
7-13-0	0-3-0	0-0-		AWAY		2-2-0		1-3-0		4-5-0	
2-0-0	0-0-0	0-0-0		NEUTRAL		0-0-0		0-0-0		2-0-0	
12-15-0	0-0-0	0-0-0		CONFERENCE		0-0-0		3-7-0		9-8-0	
7-7-0	0-0-0	0-0-0		HOME		0-0-0		2-2-0		5-5-0	
5-8-0	0-0-0	0-0-0		AWAY		0-0-0		1-5-0		4-3-0	
0-0-0	0-0-0	0-0-0		NEUTRAL		0-0-0		0-0-0		0-0-0	
RPI S	Opponent	Score	RPI S	Opponent	Score	RPI S	Opponent	Score	RPI S	Opponent	Score
19 A	South Fla.	2 11				80 A	Jacksonville	6 3	103 A	Wright St.	1 2
19 A	South Fla.	5 6				80 A	Jacksonville	5 2	103 A	Wright St.	1 6
19 A	South Fla.	1 8				80 A	Jacksonville	3 6	103 A	Wright St.	0 7
						97 A	Notre Dame	3 10	103 H	Wright St.	1 3
									103 H	Wright St.	9 0
									124 A	Purdue	5 1
									129 A	Ill.-Chicago	1 8
									129 A	Ill.-Chicago	4 2
									129 A	Ill.-Chicago	7 10
									129 H	Ill.-Chicago	7 6
									129 H	Ill.-Chicago	0 2
									146 A	Wichita St.	3 4
									146 A	Wichita St.	3 4
									146 A	Wichita St.	2 3
									153 A	Ball St.	2 11
									174 A	UAB	9 5
									174 A	UAB	2 3
									174 A	UAB	1 5
									192 N	Penn	3 0
									192 N	Penn	16 3
									227 A	Northern Ky.	5 14
									227 A	Northern Ky.	17 4
									227 H	Northern Ky.	7 18
									227 H	Northern Ky.	8 7
									227 H	Northern Ky.	10 9
									233 H	Oakland	9 19
									233 H	Oakland	6 9
LAST 10 GAMES			LAST 10 GAMES			LAST 10 GAMES			LAST 10 GAMES		
129 H	Ill.-Chicago	7 6	233 H	Oakland	13 3	227 H	Northern Ky.	7 18			
129 H	Ill.-Chicago	0 2	272 H	Youngstown St.	6 2	227 H	Northern Ky.	8 7			
242 A	Milwaukee	7 4	272 H	Youngstown St.	3 4	227 H	Northern Ky.	10 9			
242 A	Milwaukee	11 3	258 H	Northern Ill.	8 2	233 H	Oakland	9 19			
233 H	Oakland	0 7	272 A	Youngstown St.	10 7	233 H	Oakland	6 9			

Non-Div. I Games:

Valparaiso

RPI	S	Opponent	Score	
233	H	Oakland	7	6
233	H	Oakland	0	7
233	H	Oakland	13	3
239	A	Western Ky.	3	4
239	A	Western Ky.	5	2
239	A	Western Ky.	5	6
242	A	Milwaukee	11	3
242	A	Milwaukee	7	4
258	H	Northern Ill.	8	2
272	A	Youngstown St.	10	7
272	A	Youngstown St.	7	9
272	A	Youngstown St.	5	6
272	H	Youngstown St.	3	4
272	H	Youngstown St.	6	2
281	A	Illinois St.	4	3
282	A	Chicago St.	13	1
282	H	Chicago St.	10	3

Valparaiso

V
a
l
p
a
r
a
i
s
o

V
a
l
p
a
r
a
i
s
o

Average RPI Win: 243		WON-LOST	WINNING	LAST 10	STRENGTH OF	OPP. STRENGTH	TEAM	ADJ	CONF.	ADJ CONF.		
Average RPI Loss: 200		RECORD	PCT. RANK	GAMES	SCHEDULE	OF SCHEDULE	RPI	RPI	RPI	RPI		
DIV. I ONLY		36-17-0	.67925	30	5-4-0	289	276	201	.47624	201	28	28
DIV. I NON-CONF.		20-11-0	.64516	61	0-1-0	292	287	235	.45914	234	30	30
<hr/>												
TOTALS		RPI 1-25		RPI 26-50		W-L RECORDS		RPI 51-100		RPI 101-150		RPI 150+
36-17-0		0-0-0		0-0-0		OVERALL		0-0-0		2-2-0		34-15-0
22-8-0		0-0-0		0-0-0		HOME		0-0-0		2-2-0		20-6-0
13-5-0		0-0-0		0-0-0		AWAY		0-0-0		0-0-0		13-5-0
1-4-0		0-0-0		0-0-0		NEUTRAL		0-0-0		0-0-0		1-4-0
20-11-0		0-0-0		0-0-0		NON-CONFERENCE		0-0-0		2-2-0		18-9-0
15-7-0		0-0-0		0-0-0		HOME		0-0-0		2-2-0		13-5-0
4-2-0		0-0-0		0-0-		AWAY		0-0-0		0-0-0		4-2-0
1-2-0		0-0-0		0-0-0		NEUTRAL		0-0-0		0-0-0		1-2-0
16-6-0		0-0-0		0-0-0		CONFERENCE		0-0-0		0-0-0		16-6-0
7-1-0		0-0-0		0-0-0		HOME		0-0-0		0-0-0		7-1-0
9-3-0		0-0-0		0-0-0		AWAY		0-0-0		0-0-0		9-3-0
0-2-0		0-0-0		0-0-0		NEUTRAL		0-0-0		0-0-0		0-2-0
RPI	S	Opponent	Score	RPI	S	Opponent	Score	RPI	S	Opponent	Score	
										115 H Cornell	5	8
										115 H Cornell	8	7
										115 H Cornell	2	5
										130 H Marist	3	2
										152 H Wofford	3	6
										157 H Central Conn. St.	7	3
										157 H Central Conn. St.	11	6
										166 H UMBC	1	10
										181 H Princeton	2	4
										181 H Princeton	2	5
										181 H Princeton	8	6
										181 H Princeton	9	5
										184 H George Mason	11	2
										203 A Georgetown	6	2
										203 H Georgetown	3	11
										206 N Air Force	8	19
										206 N Air Force	2	3
										206 N Air Force	11	3
										219 A Holy Cross	6	1
										219 A Holy Cross	7	8
										219 A Holy Cross	11	8
										219 A Holy Cross	3	6
				LAST 10 GAMES						219 A Holy Cross		
				230 N Bucknell	0	5	230 H Bucknell	5	4	230 H Bucknell	6	1
				230 N Bucknell	1	4	230 H Bucknell	0	5	230 H Bucknell	11	1
				166 H UMBC	1	10	238 A Army West Point	10	6	230 H Bucknell	0	5
				230 H Bucknell	11	1	238 A Army West Point	7	2	230 H Bucknell	5	4
				230 H Bucknell	6	1	238 A Army West Point	2	9	230 N Bucknell	1	4

Non-Div. I Games: Susquehanna 3 0

Navy

RPI	S	Opponent	Score	
230	N	Bucknell	0	5
238	A	Army West Point	7	2
238	A	Army West Point	7	3
238	A	Army West Point	2	9
238	A	Army West Point	10	6
243	H	Towson	11	6
255	A	N.C. Central	9	6
255	A	N.C. Central	2	3
255	A	N.C. Central	7	8
275	A	Delaware St.	18	0
275	H	Delaware St.	3	2
283	A	Lehigh	11	5
283	A	Lehigh	1	0
283	A	Lehigh	2	1
283	A	Lehigh	3	2
288	A	UMES	13	5
288	H	UMES	17	5
291	H	Lafayette	9	6
291	H	Lafayette	7	1
291	H	Lafayette	10	6
291	H	Lafayette	4	1
294	H	Coppin St.	11	3
296	H	NYIT	10	2
296	H	NYIT	10	5
296	H	NYIT	12	0
296	H	NYIT	15	3

Navy

N
a
v
y

N
a
v
y

Average RPI Win: 180		WON-LOST	WINNING	LAST 10	STRENGTH OF		OPP. STRENGTH	TEAM	ADJ		CONF.	ADJ CONF.
Average RPI Loss: 132		RECORD	PCT. RANK	GAMES	SCHEDULE		OF SCHEDULE	RPI	RPI		RPI	RPI
DIV. I ONLY		16-33-0	.32653	262	5-5-0		101	206	202		.47554	202
DIV. I NON-CONF.		5-17-0	.22727	274	1-0-0		93	183	230		.46213	229
TOTALS		RPI 1-25	RPI 26-50		W-L RECORDS		RPI 51-100		RPI 101-150		RPI 150+	
16-33-0		0-0-0	0-3-0		OVERALL		1-9-0		5-9-0		10-12-0	
8-7-0		0-0-0	0-0-0		HOME		0-0-0		1-2-0		7-5-0	
8-26-0		0-0-0	0-3-0		AWAY		1-9-0		4-7-0		3-7-0	
0-0-0		0-0-0	0-0-0		NEUTRAL		0-0-0		0-0-0		0-0-0	
5-17-0		0-0-0	0-3-0		NON-CONFERENCE		0-4-0		2-6-0		3-4-0	
2-1-0		0-0-0	0-0-0		HOME		0-0-0		0-0-0		2-1-0	
3-16-0		0-0-0	0-0-		AWAY		0-4-0		2-6-0		1-3-0	
0-0-0		0-0-0	0-0-0		NEUTRAL		0-0-0		0-0-0		0-0-0	
11-16-0		0-0-0	0-0-0		CONFERENCE		1-5-0		3-3-0		7-8-0	
6-6-0		0-0-0	0-0-0		HOME		0-0-0		1-2-0		5-4-0	
5-10-0		0-0-0	0-0-0		AWAY		1-5-0		2-1-0		2-4-0	
0-0-0		0-0-0	0-0-0		NEUTRAL		0-0-0		0-0-0		0-0-0	
RPI S	Opponent	Score	RPI S	Opponent	Score	RPI S	Opponent	Score	RPI S	Opponent	Score	
			38 A	South Ala.	2 8	63 A	Missouri	1 10	120 A	Samford	6 7	
			38 A	South Ala.	3 8	94 A	Tennessee Tech	4 11	120 A	Samford	1 4	
			38 A	South Ala.	0 32	94 A	Tennessee Tech	3 5	120 A	Samford	4 9	
						94 A	Tennessee Tech	9 13	125 A	Morehead St.	9 8	
						98 A	Kansas St.	0 14	125 A	Morehead St.	14 7	
						98 A	Kansas St.	10 15	125 A	Morehead St.	15 16	
						98 A	Kansas St.	11 12	132 A	Central Ark.	1 8	
						100 A	Jacksonville St.	6 7	132 A	Central Ark.	6 10	
						100 A	Jacksonville St.	3 6	132 A	Central Ark.	1 6	
						100 A	Jacksonville St.	7 5	132 A	Central Ark.	4 2	
									137 A	Butler	10 6	
									141 H	Southeast Mo. St.	3 7	
									141 H	Southeast Mo. St.	5 4	
									141 H	Southeast Mo. St.	6 7	
									160 A	Belmont	1 10	
									160 A	Belmont	7 3	
									160 A	Belmont	3 8	
									163 A	Saint Louis	1 12	
									163 H	Saint Louis	5 8	
									169 A	Indiana St.	1 2	
									169 H	Indiana St.	8 7	
									170 H	Murray St.	7 5	
									170 H	Murray St.	8 10	
									170 H	Murray St.	10 11	
									177 A	Alabama	0 5	
									190 H	Southern Ill.	10 7	
									218 H	UT Martin	3 15	
LAST 10 GAMES												
			229 A	SIUE	16 13	218 H	UT Martin	3 15	170 H	Murray St.	8 10	
			229 A	SIUE	8 22	218 H	UT Martin	14 17	170 H	Murray St.	10 11	
			229 A	SIUE	3 11	125 A	Morehead St.	15 16	177 A	Alabama	0 5	
			282 A	Chicago St.	6 2	125 A	Morehead St.	9 8	190 H	Southern Ill.	10 7	
			218 H	UT Martin	9 8	125 A	Morehead St.	14 7	218 H	UT Martin	3 15	
Non-Div. I Games:			Lindenwood (IL)	8 5	Robert Morris (IL)	12 4	Ill.-Springfield	18 11	Eastern Ill.			

RPI	S	Opponent	Score	
218	H	UT Martin	9	8
218	H	UT Martin	14	17
229	A	SIUE	3	11
229	A	SIUE	16	13
229	A	SIUE	8	22
232	H	Eastern Ky.	11	9
232	H	Eastern Ky.	13	11
232	H	Eastern Ky.	16	5
282	A	Chicago St.	6	2

Eastern Ill.

E
a
s
t
e
r
n
I
l
l
.

E
a
s
t
e
r
n
I
l
l
.

Average RPI Win:	220	WON-LOST RECORD	WINNING PCT. RANK	LAST 10 GAMES	STRENGTH OF SCHEDULE	OPP. STRENGTH OF SCHEDULE	TEAM RPI	ADJ RPI	CONF. RPI	ADJ CONF. RPI		
DIV. I ONLY		27-24-0	.52941	123	5-5-0	264	234	203	.47544	203	10	10
DIV. I NON-CONF.		23-13-0	.63889	66	2-0-0	295	270	183	.48404	183	14	14
<hr/>												
TOTALS	RPI 1-25	RPI 26-50		W-L RECORDS		RPI 51-100		RPI 101-150		RPI 150+		
27-24-0	0-0-0	1-2-0		OVERALL		1-3-0		3-5-0		22-14-0		
9-9-0	0-0-0	1-2-0		HOME		0-0-0		2-2-0		6-5-0		
11-13-0	0-0-0	0-0-0		AWAY		0-3-0		1-2-0		10-8-0		
7-2-0	0-0-0	0-0-0		NEUTRAL		1-0-0		0-1-0		6-1-0		
23-13-0	0-0-0	0-0-0		NON-CONFERENCE		1-0-0		2-3-0		20-10-0		
7-2-0	0-0-0	0-0-0		HOME		0-0-0		1-0-0		6-2-0		
9-9-0	0-0-0	0-0-		AWAY		0-0-0		1-2-0		8-7-0		
7-2-0	0-0-0	0-0-0		NEUTRAL		1-0-0		0-1-0		6-1-0		
4-11-0	0-0-0	1-2-0		CONFERENCE		0-3-0		1-2-0		2-4-0		
2-7-0	0-0-0	1-2-0		HOME		0-0-0		1-2-0		0-3-0		
2-4-0	0-0-0	0-0-0		AWAY		0-3-0		0-0-0		2-1-0		
0-0-0	0-0-0	0-0-0		NEUTRAL		0-0-0		0-0-0		0-0-0		
RPI	S	Opponent	Score	RPI	S	Opponent	Score	RPI	S	Opponent	Score	
				29	H	St. John's (NY)	1 7	78	A	Seton Hall	2 11	
				29	H	St. John's (NY)	8 9	78	A	Seton Hall	5 10	
				29	H	St. John's (NY)	13 5	78	A	Seton Hall	4 5	
								87	N	Boston College	4 3	
								115	H	Cornell	3 1	
								122	N	Central Mich.	7 9	
								137	H	Butler	0 5	
								137	H	Butler	1 7	
								137	H	Butler	13 6	
								143	A	Davidson	1 8	
								143	A	Davidson	6 5	
								143	A	Davidson	4 9	
								152	A	Wofford	11 18	
								153	N	Ball St.	3 0	
								165	H	Creighton	5 7	
								165	H	Creighton	4 6	
								165	H	Creighton	9 11	
								166	H	UMBC	2 10	
								176	A	Gardner-Webb	4 2	
								176	A	Gardner-Webb	1 8	
								176	A	Gardner-Webb	3 4	
								178	A	George Washington	6 4	
								178	H	George Washington	8 7	
								184	A	George Mason	4 2	
								184	A	George Mason	1 11	
								184	A	George Mason	7 3	
								201	A	Navy	11 3	
								201	H	Navy	2 6	
								215	A	Brown	0 2	
								215	A	Brown	3 2	
								215	A	Brown	10 11	
LAST 10 GAMES												
				137	H	Butler	0 5	29	H	St. John's (NY)	13 5	
				137	H	Butler	1 7	29	H	St. John's (NY)	1 7	
				137	H	Butler	13 6	178	H	George Washington	8 7	
				288	H	UMES	8 5	256	A	Villanova	3 2	
				29	H	St. John's (NY)	8 9	256	A	Villanova	0 4	

Non-Div. I Games:

Georgetown

Georgetown

Average RPI Win: 177		WON-LOST	WINNING	LAST 10	STRENGTH OF		OPP. STRENGTH	TEAM	ADJ	CONF.	ADJ CONF.
Average RPI Loss: 129		RECORD	PCT. RANK	GAMES	SCHEDULE		OF SCHEDULE	RPI	RPI	RPI	RPI
DIV. I ONLY		21-28-0	.42857	213	5-5-0		204	129	204	.47447	204
DIV. I NON-CONF.		11-17-0	.39286	217	0-1-0		276	224	259	.43777	259
TOTALS		RPI 1-25	RPI 26-50		W-L RECORDS		RPI 51-100		RPI 101-150		RPI 150+
21-28-0	0-0-0	2-4-0		OVERALL		3-7-0		4-10-0		12-7-0	
9-12-0	0-0-0	0-3-0		HOME		3-3-0		1-5-0		5-1-0	
12-16-0	0-0-0	2-1-0		AWAY		0-4-0		3-5-0		7-6-0	
0-0-0	0-0-0	0-0-0		NEUTRAL		0-0-0		0-0-0		0-0-0	
11-17-0	0-0-0	0-0-0		NON-CONFERENCE		0-4-0		1-7-0		10-6-0	
6-6-0	0-0-0	0-0-0		HOME		0-0-0		1-5-0		5-1-0	
5-11-0	0-0-0	0-0-		AWAY		0-4-0		0-2-0		5-5-0	
0-0-0	0-0-0	0-0-0		NEUTRAL		0-0-0		0-0-0		0-0-0	
10-11-0	0-0-0	2-4-0		CONFERENCE		3-3-0		3-3-0		2-1-0	
3-6-0	0-0-0	0-3-0		HOME		3-3-0		0-0-0		0-0-0	
7-5-0	0-0-0	2-1-0		AWAY		0-0-0		3-3-0		2-1-0	
0-0-0	0-0-0	0-0-0		NEUTRAL		0-0-0		0-0-0		0-0-0	
RPI S	Opponent	Score	RPI S	Opponent	Score	RPI S	Opponent	Score	RPI S	Opponent	Score
			34 H	Indiana	9 13	81 H	Michigan St.	3 2	117 A	Middle Tenn.	4 11
			34 H	Indiana	5 6	81 H	Michigan St.	1 8	122 H	Central Mich.	1 5
			34 H	Indiana	9 10	81 H	Michigan St.	5 13	122 H	Central Mich.	5 7
			36 A	Maryland	1 7	88 A	Arizona St.	2 6	122 H	Central Mich.	5 1
			36 A	Maryland	11 3	88 A	Arizona St.	1 3	122 H	Central Mich.	3 5
			36 A	Maryland	6 5	88 A	Arizona St.	3 4	124 A	Purdue	7 2
						96 H	Iowa	6 5	124 A	Purdue	1 2
						96 H	Iowa	2 14	124 A	Purdue	8 7
						96 H	Iowa	7 5	129 A	Ill.-Chicago	0 3
						97 A	Notre Dame	2 3	129 H	Ill.-Chicago	1 7
									129 H	Ill.-Chicago	2 9
									134 A	Illinois	11 4
									134 A	Illinois	8 10
									134 A	Illinois	3 4
									160 A	Belmont	1 6
									191 A	Bradley	6 2
									205 A	Lipscomb	6 10
									206 H	Air Force	7 6
									206 H	Air Force	3 11
									206 H	Air Force	3 2
									209 A	Penn St.	7 4
									209 A	Penn St.	12 5
									209 A	Penn St.	1 2
									234 H	Western Mich.	11 4
									242 H	Milwaukee	6 4
									265 A	Santa Clara	7 1
									265 A	Santa Clara	1 8
LAST 10 GAMES											
			36 A	Maryland	6 5	124 A	Purdue	7 2	209 A	Penn St.	1 2
			36 A	Maryland	11 3	97 A	Notre Dame	2 3	234 H	Western Mich.	11 4
			36 A	Maryland	1 7	81 H	Michigan St.	5 13	242 H	Milwaukee	6 4
			124 A	Purdue	8 7	81 H	Michigan St.	3 2	265 A	Santa Clara	7 1
			124 A	Purdue	1 2	81 H	Michigan St.	1 8	265 A	Santa Clara	1 8

Non-Div. I Games:

Northwestern

RPI	S	Opponent	Score	
265	A	Santa Clara	15	9
265	A	Santa Clara	2	3
277	A	Portland	6	4
277	A	Portland	2	5
277	A	Portland	9	5
282	H	Chicago St.	2	0

Northwestern

N
o
r
t
h
w
e
s
t
e
r
n

N
o
r
t
h
w
e
s
t
e
r
n

Average RPI Win: 227 Average RPI Loss: 104		WON-LOST RECORD	WINNING PCT. RANK	LAST 10 GAMES	STRENGTH OF SCHEDULE	OPP. STRENGTH OF SCHEDULE	TEAM RPI	ADJ RPI	CONF. RPI	ADJ CONF. RPI					
DIV. I ONLY		26-23-0	.53061 121	6-4-0	244	191	205	.47357 205	20	20					
DIV. I NON-CONF.		18-13-0	.58065 99	4-1-0	271	226	229	.46404 228	22	22					
<hr/>															
TOTALS		RPI 1-25		RPI 26-50		W-L RECORDS		RPI 51-100		RPI 101-150		RPI 150+			
26-23-0		0-2-0		1-5-0		OVERALL		1-7-0		3-2-0		21-7-0			
18-11-0		0-1-0		0-3-0		HOME		1-0-0		2-2-0		15-5-0			
8-11-0		0-0-0		1-2-0		AWAY		0-7-0		1-0-0		6-2-0			
0-1-0		0-1-0		0-0-0		NEUTRAL		0-0-0		0-0-0		0-0-0			
18-13-0		0-2-0		1-5-0		NON-CONFERENCE		1-1-0		2-0-0		14-5-0			
15-8-0		0-1-0		0-3-0		HOME		1-0-0		1-0-0		13-4-0			
3-4-0		0-0-0		1-0-		AWAY		0-1-0		1-0-0		1-1-0			
0-1-0		0-1-0		0-0-0		NEUTRAL		0-0-0		0-0-0		0-0-0			
8-10-0		0-0-0		0-0-0		CONFERENCE		0-6-0		1-2-0		7-2-0			
3-3-0		0-0-0		0-0-0		HOME		0-0-0		1-2-0		2-1-0			
5-7-0		0-0-0		0-0-0		AWAY		0-6-0		0-0-0		5-1-0			
0-0-0		0-0-0		0-0-0		NEUTRAL		0-0-0		0-0-0		0-0-0			
RPI S	Opponent	Score		RPI S	Opponent	Score		RPI S	Opponent	Score		RPI S	Opponent	Score	
14 H	Missouri St.	4	6	31 H	Michigan	3	4	55 A	FGCU	3	4	107 H	North Florida	5	7
21 N	Vanderbilt	0	10	31 H	Michigan	2	8	55 A	FGCU	6	9	107 H	North Florida	8	1
				31 H	Michigan	0	5	55 A	FGCU	7	14	107 H	North Florida	1	11
				44 A	Auburn	4	5	80 A	Jacksonville	3	5	117 A	Middle Tenn.	16	2
				44 A	Auburn	0	8	80 A	Jacksonville	5	6	117 H	Middle Tenn.	3	2
				44 A	Auburn	8	7	80 A	Jacksonville	1	2	160 H	Belmont	7	9
								94 A	Tennessee Tech	1	10	164 H	Kennesaw St.	1	4
								94 H	Tennessee Tech	11	9	164 H	Kennesaw St.	13	2
												164 H	Kennesaw St.	1	0
												173 A	Austin Peay	11	14
												204 H	Northwestern	10	6
												218 H	UT Martin	3	7
												233 H	Oakland	11	16
												233 H	Oakland	7	3
												233 H	Oakland	3	2
												239 A	Western Ky.	10	4
												253 A	USC Upstate	7	16
												253 A	USC Upstate	19	4
												253 A	USC Upstate	5	3
												263 H	Evansville	4	3
												263 H	Evansville	4	1
												263 H	Evansville	5	10
												271 H	Bowling Green	2	0
												281 H	Illinois St.	3	1
												281 H	Illinois St.	10	8
												281 H	Illinois St.	8	3
												289 A	NJIT	11	2
				LAST 10 GAMES											
				55 A	FGCU	6	9	293 H	Mississippi Val.	9	3	271 H	Bowling Green	2	0
				55 A	FGCU	7	14	293 H	Mississippi Val.	9	3	281 H	Illinois St.	3	1
				55 A	FGCU	3	4	293 H	Mississippi Val.	11	1	281 H	Illinois St.	10	8
				173 A	Austin Peay	11	14	164 H	Kennesaw St.	1	0	281 H	Illinois St.	8	3
				295 H	Alabama A&M	9	4	164 H	Kennesaw St.	13	2	289 A	NJIT	11	2

Non-Div. I Games:

Lipscomb

RPI	S	Opponent	Score	
289	A	NJIT	15	10
289	A	NJIT	8	3
293	H	Mississippi Val.	11	1
293	H	Mississippi Val.	9	3
293	H	Mississippi Val.	9	3
295	H	Alabama A&M	9	4

Lipscomb

L
i
p
s
c
o
m
b

L
i
p
s
c
o
m
b

[illegible]

Non-Div. I Games:	UC-Colo. Springs	24	10	UC-Colo. Springs	9	8
-------------------	------------------	----	----	------------------	---	---

Air Force

RPI	S	Opponent	Score	
246	H	UNLV	4	7
246	H	UNLV	10	5
247	A	Northern Colo.	8	9
277	H	Portland	11	3
277	H	Portland	11	10
279	A	Omaha	1	0
279	H	Omaha	16	17
279	H	Omaha	24	5

Air Force

A
i
r
F
o
r
c
e

A
i
r
F
o
r
c
e

Average RPI Win:	182	WON-LOST	WINNING	LAST 10	STRENGTH OF	OPP. STRENGTH	TEAM	ADJ	CONF.	ADJ CONF.	
Average RPI Loss:	106	RECORD	PCT. RANK	GAMES	SCHEDULE	OF SCHEDULE	RPI	RPI	RPI	RPI	
DIV. I ONLY	21-30-0	.41176	222	6-4-0	142	166	207	.47213	207	9	9
DIV. I NON-CONF.	10-14-0	.41667	205	1-0-0	148	250	221	.46712	221	10	10
<hr/>											
TOTALS	RPI 1-25	RPI 26-50		W-L RECORDS		RPI 51-100		RPI 101-150		RPI 150+	
21-30-0	0-1-0	1-8-0		OVERALL		2-9-0		6-6-0		12-6-0	
15-12-0	0-0-0	0-4-0		HOME		0-1-0		4-3-0		11-4-0	
5-18-0	0-1-0	1-4-0		AWAY		2-8-0		1-3-0		1-2-0	
1-0-0	0-0-0	0-0-0		NEUTRAL		0-0-0		1-0-0		0-0-0	
<hr/>											
10-14-0	0-1-0	0-3-0		NON-CONFERENCE		0-5-0		5-4-0		5-1-0	
8-4-0	0-0-0	0-1-0		HOME		0-1-0		3-1-0		5-1-0	
1-10-0	0-1-0	0-0-		AWAY		0-4-0		1-3-0		0-0-0	
1-0-0	0-0-0	0-0-0		NEUTRAL		0-0-0		1-0-0		0-0-0	
<hr/>											
11-16-0	0-0-0	1-5-0		CONFERENCE		2-4-0		1-2-0		7-5-0	
7-8-0	0-0-0	0-3-0		HOME		0-0-0		1-2-0		6-3-0	
4-8-0	0-0-0	1-2-0		AWAY		2-4-0		0-0-0		1-2-0	
0-0-0	0-0-0	0-0-0		NEUTRAL		0-0-0		0-0-0		0-0-0	
<hr/>											
RPI	S	Opponent	Score	RPI	S	Opponent	Score	RPI	S	Opponent	Score
17	A	Oklahoma	5 10	32	A	Ole Miss	4 5	63	A	Missouri	8 11
				33	A	Louisiana Tech	2 4	72	A	Ga. Southern	0 5
				33	H	Louisiana Tech	6 10	72	A	Ga. Southern	11 4
				38	A	South Ala.	11 5	72	A	Ga. Southern	2 9
				38	A	South Ala.	3 8	90	A	UT Arlington	0 2
				38	A	South Ala.	3 5	90	A	UT Arlington	5 10
				47	H	Louisiana	3 5	90	A	UT Arlington	9 4
				47	H	Louisiana	4 9	93	A	Oral Roberts	4 10
				47	H	Louisiana	4 7	93	A	Oral Roberts	3 4
								93	A	Oral Roberts	3 8
								93	H	Oral Roberts	1 8

Non-Div. I Games:

Little Rock

RPI	S	Opponent	Score	
298	H	Fort Wayne	9	5
298	H	Fort Wayne	5	1
298	H	Fort Wayne	17	2

Little Rock

L
i
t
t
l
e
R
o
c
k

L
i
t
t
l
e
R
o
c
k

Average RPI Win:		193	WON-LOST RECORD		WINNING PCT. RANK		LAST 10 GAMES		STRENGTH OF SCHEDULE		OPP. STRENGTH OF SCHEDULE		TEAM RPI		ADJ RPI		CONF. RPI		ADJ CONF. RPI				
DIV. I ONLY			21-28-0		.42857 213		5-5-0		177		204		208		.47164 208		18		17				
DIV. I NON-CONF.			11-17-0		.39286 217		1-2-0		167		203		219		.4682 218		18		18				
TOTALS		RPI 1-25		RPI 26-50		W-L RECORDS		RPI 51-100		RPI 101-150		RPI 150+											
21-28-0		0-1-0		0-2-0		OVERALL		1-4-0		3-6-0		17-15-0											
12-11-0		0-0-0		0-0-0		HOME		1-3-0		1-0-0		10-8-0											
8-16-0		0-1-0		0-2-0		AWAY		0-1-0		2-6-0		6-6-0											
1-1-0		0-0-0		0-0-0		NEUTRAL		0-0-0		0-0-0		1-1-0											
11-17-0		0-1-0		0-2-0		NON-CONFERENCE		0-2-0		2-4-0		9-8-0											
7-4-0		0-0-0		0-0-0		HOME		0-1-0		1-0-0		6-3-0											
3-12-0		0-1-0		0-0-		AWAY		0-1-0		1-4-0		2-4-0											
1-1-0		0-0-0		0-0-0		NEUTRAL		0-0-0		0-0-0		1-1-0											
10-11-0		0-0-0		0-0-0		CONFERENCE		1-2-0		1-2-0		8-7-0											
5-7-0		0-0-0		0-0-0		HOME		1-2-0		0-0-0		4-5-0											
5-4-0		0-0-0		0-0-0		AWAY		0-0-0		1-2-0		4-2-0											
0-0-0		0-0-0		0-0-0		NEUTRAL		0-0-0		0-0-0		0-0-0											
RPI	S	Opponent		Score		RPI	S	Opponent		Score		RPI	S	Opponent		Score							
2	A	North Carolina		4	16	40	A	North Carolina St.		1	13	83	A	Charlotte		5	14	102	H	Western Caro.		5	3
						42	A	Tennessee		2	5	84	H	Winthrop		0	8	120	A	Samford		2	6
												84	H	Winthrop		4	3	120	A	Samford		1	4
												84	H	Winthrop		0	1	120	A	Samford		6	4
												94	H	Tennessee Tech		9	20	131	A	High Point		3	1
																		131	A	High Point		0	7
																		131	A	High Point		2	5
																		136	A	Furman		1	12
																		149	A	UNCG		3	14
																		152	A	Wofford		7	6
																		152	H	Wofford		8	17
																		156	A	Presbyterian		4	2
																		156	A	Presbyterian		7	1
																		156	A	Presbyterian		4	7
																		166	H	UMBC		7	6
																		166	H	UMBC		4	8
																		166	H	UMBC		11	5
																		171	H	Radford		2	5
																		171	H	Radford		7	6
																		171	H	Radford		2	13
																		180	A	Appalachian St.		3	4
																		180	H	Appalachian St.		5	3
																		210	A	Campbell		7	9
																		210	A	Campbell		11	9
																		210	A	Campbell		10	5
																		226	N	James Madison		9	25
																		231	H	Charleston So.		3	19
LAST 10 GAMES																							
																		259	H	Longwood		7	3
																		259	H	Longwood		1	7
																		259	H	Longwood		4	1
																		2	A	North Carolina		4	16
																		171	H	Radford		7	6

Non-Div. I Games:

UNC Asheville

RPI	S	Opponent	Score	
231	H	Charleston So.	3	10
231	H	Charleston So.	2	1
251	A	Richmond	3	5
251	A	Richmond	2	4
251	A	Richmond	4	1
253	A	USC Upstate	9	10
253	H	USC Upstate	8	4
259	H	Longwood	7	3
259	H	Longwood	4	1
259	H	Longwood	1	7
261	H	Iona	4	2
261	H	Iona	10	8
261	H	Iona	1	4
268	N	Dayton	12	6

UNC Asheville

U
N
C
A
s
h
e
v
i
l
l
e

U
N
C
A
s
h
e
v
i
l
l
e

Average RPI Win: 166		WON-LOST	WINNING	LAST 10	STRENGTH OF		OPP. STRENGTH	TEAM	ADJ		CONF.	ADJ CONF.			
Average RPI Loss: 97		RECORD	PCT. RANK	GAMES	SCHEDULE		OF SCHEDULE	RPI	RPI		RPI	RPI			
DIV. I ONLY		16-35-0	.31373	265	2-8-0		95	100	210		.47139	209			
DIV. I NON-CONF.		13-17-0	.43333	193	1-1-0		154	123	177		.48768	177			
TOTALS		RPI 1-25	RPI 26-50		W-L RECORDS		RPI 51-100		RPI 101-150		RPI 150+				
16-35-0		1-4-0	1-9-0		OVERALL		0-6-0		6-8-0		8-8-0				
8-11-0		0-0-0	0-1-0		HOME		0-3-0		4-5-0		4-2-0				
6-21-0		1-3-0	1-8-0		AWAY		0-3-0		0-1-0		4-6-0				
2-3-0		0-1-0	0-0-0		NEUTRAL		0-0-0		2-2-0		0-0-0				
13-17-0		1-4-0	0-1-0		NON-CONFERENCE		0-0-0		5-6-0		7-6-0				
6-4-0		0-0-0	0-1-0		HOME		0-0-0		3-3-0		3-0-0				
5-10-0		1-3-0	0-0-		AWAY		0-0-0		0-1-0		4-6-0				
2-3-0		0-1-0	0-0-0		NEUTRAL		0-0-0		2-2-0		0-0-0				
3-18-0		0-0-0	1-8-0		CONFERENCE		0-6-0		1-2-0		1-2-0				
2-7-0		0-0-0	0-0-0		HOME		0-3-0		1-2-0		1-2-0				
1-11-0		0-0-0	1-8-0		AWAY		0-3-0		0-0-0		0-0-0				
0-0-0		0-0-0	0-0-0		NEUTRAL		0-0-0		0-0-0		0-0-0				
RPI S	Opponent	Score		RPI S	Opponent	Score		RPI S	Opponent	Score		RPI S	Opponent	Score	
6 A	TCU	3	6	31 A	Michigan	2	15	74 H	Minnesota	1	17	106 N	Xavier	7	5
6 A	TCU	1	12	31 A	Michigan	1	14	74 H	Minnesota	5	6	106 N	Xavier	4	10
6 A	TCU	3	9	31 A	Michigan	6	10	74 H	Minnesota	4	12	106 N	Xavier	5	7
20 A	West Virginia	6	5	34 A	Indiana	5	2	96 A	Iowa	2	8	106 N	Xavier	6	1
20 N	West Virginia	2	4	34 A	Indiana	2	5	96 A	Iowa	2	4	115 H	Cornell	8	2
				34 A	Indiana	2	10	96 A	Iowa	1	9	126 H	Columbia	2	4
				36 A	Maryland	2	15					126 H	Columbia	10	6
				36 A	Maryland	3	8					126 H	Columbia	11	7
				36 A	Maryland	1	2					126 H	Columbia	5	8
				50 H	Binghamton	3	6					133 A	Pittsburgh	2	3
												133 H	Pittsburgh	1	9
												150 H	Ohio St.	2	11
												150 H	Ohio St.	6	2
												150 H	Ohio St.	2	5
												151 A	Delaware	0	5
												151 A	Delaware	1	6
												151 A	Delaware	0	8
												168 A	UC Davis	2	10
												204 H	Northwestern	2	1
												204 H	Northwestern	4	7
												204 H	Northwestern	5	12
				LAST 10 GAMES								211 A	Sacramento St.	3	11
				34 A	Indiana	2	10	74 H	Minnesota	4	12	211 A	Sacramento St.	6	1
				34 A	Indiana	2	5	74 H	Minnesota	1	17	211 A	Sacramento St.	4	2
				34 A	Indiana	5	2	74 H	Minnesota	5	6	230 H	Bucknell	5	3
				20 N	West Virginia	2	4	96 A	Iowa	1	9	230 H	Bucknell	4	3
				20 A	West Virginia	6	5	96 A	Iowa	2	8	248 A	Pacific	11	2

Non-Div. I Games:

Penn St.

RPI	S	Opponent	Score	
248	A	Pacific	1	6
248	A	Pacific	11	4
291	H	Lafayette	9	2

Penn St.

P
e
n
n
S
t
.

P
e
n
n
S
t
.

Average RPI Win: 183		WON-LOST RECORD	WINNING PCT. RANK	LAST 10 GAMES	STRENGTH OF SCHEDULE	OPP. STRENGTH OF SCHEDULE	TEAM RPI	ADJ RPI	CONF. RPI	ADJ CONF. RPI	
Average RPI Loss: 146											
DIV. I ONLY		23-28-0	.45098 192	4-6-0	203	141	211	.47104 210	18	17	
DIV. I NON-CONF.		15-15-0	.5 144	2-2-0	246	149	220	.46798 219	18	18	
TOTALS		RPI 1-25	RPI 26-50		W-L RECORDS		RPI 51-100		RPI 101-150		RPI 150+
23-28-0		0-1-0	1-0-0		OVERALL		2-8-0		6-7-0		14-12-0
12-15-0		0-0-0	0-0-0		HOME		0-1-0		3-3-0		9-11-0
11-11-0		0-1-0	1-0-0		AWAY		2-6-0		3-3-0		5-1-0
0-2-0		0-0-0	0-0-0		NEUTRAL		0-1-0		0-1-0		0-0-0
15-15-0		0-1-0	1-0-0		NON-CONFERENCE		0-4-0		5-5-0		9-5-0
9-9-0		0-0-0	0-0-0		HOME		0-1-0		3-3-0		6-5-0
6-4-0		0-1-0	1-0-		AWAY		0-2-0		2-1-0		3-0-0
0-2-0		0-0-0	0-0-0		NEUTRAL		0-1-0		0-1-0		0-0-0
8-13-0		0-0-0	0-0-0		CONFERENCE		2-4-0		1-2-0		5-7-0
3-6-0		0-0-0	0-0-0		HOME		0-0-0		0-0-0		3-6-0
5-7-0		0-0-0	0-0-0		AWAY		2-4-0		1-2-0		2-1-0
0-0-0		0-0-0	0-0-0		NEUTRAL		0-0-0		0-0-0		0-0-0
RPI	S	Opponent	Score	RPI	S	Opponent	Score	RPI	S	Opponent	Score
2	A	North Carolina	1 7	40	A	North Carolina St.	9 8	54	A	Liberty	3 4
								54	A	Liberty	1 7
								54	A	Liberty	7 4
								72	A	Ga. Southern	8 9
								72	A	Ga. Southern	2 8
								81	N	Michigan St.	1 3
								84	A	Winthrop	2 3
								84	A	Winthrop	5 7
								84	A	Winthrop	11 5
								85	H	East Carolina	0 10
				</							

Non-Div. I Games:

Campbell

RPI	S	Opponent	Score	
231	H	Charleston So.	3	2
241	H	Rider	7	12
241	H	Rider	7	5
244	H	Quinnipiac	5	7
244	H	Quinnipiac	10	7
244	H	Quinnipiac	11	6
251	A	Richmond	5	4
255	A	N.C. Central	15	4
255	A	N.C. Central	4	2
263	H	Evansville	2	6
263	H	Evansville	8	1
263	H	Evansville	9	13

Campbell

C
a
m
p
b
e
l
l

C
a
m
p
b
e
l
l

Average RPI Win:	190	WON-LOST RECORD	WINNING PCT. RANK	LAST 10 GAMES	STRENGTH OF SCHEDULE	OPP. STRENGTH OF SCHEDULE	TEAM RPI	ADJ RPI	CONF. RPI	ADJ CONF. RPI		
DIV. I ONLY		25-27-0	.48077	165	4-6-0	232	184	212	.47052	211	25	25
DIV. I NON-CONF.		16-15-0	.51613	139	1-4-0	195	87	167	.49114	167	26	26
<hr/>												
TOTALS	RPI 1-25	RPI 26-50		W-L RECORDS		RPI 51-100		RPI 101-150		RPI 150+		
25-27-0	0-0-0	0-0-0		OVERALL		3-7-0		6-6-0		16-14-0		
14-13-0	0-0-0	0-0-0		HOME		1-2-0		5-5-0		8-6-0		
11-14-0	0-0-0	0-0-0		AWAY		2-5-0		1-1-0		8-8-0		
0-0-0	0-0-0	0-0-0		NEUTRAL		0-0-0		0-0-0		0-0-0		
16-15-0	0-0-0	0-0-0		NON-CONFERENCE		3-7-0		4-2-0		9-6-0		
11-7-0	0-0-0	0-0-0		HOME		1-2-0		3-1-0		7-4-0		
5-8-0	0-0-0	0-0-		AWAY		2-5-0		1-1-0		2-2-0		
0-0-0	0-0-0	0-0-0		NEUTRAL		0-0-0		0-0-0		0-0-0		
9-12-0	0-0-0	0-0-0		CONFERENCE		0-0-0		2-4-0		7-8-0		
3-6-0	0-0-0	0-0-0		HOME		0-0-0		2-4-0		1-2-0		
6-6-0	0-0-0	0-0-0		AWAY		0-0-0		0-0-0		6-6-0		
0-0-0	0-0-0	0-0-0		NEUTRAL		0-0-0		0-0-0		0-0-0		
RPI	S	Opponent	Score	RPI	S	Opponent	Score	RPI	S	Opponent	Score	
						52 A San Diego	3 5			109 H New Mexico St.	2 1	
						52 A San Diego	3 6			109 H New Mexico St.	4 8	
						52 A San Diego	9 8			109 H New Mexico St.	2 5	
						66 A Washington	2 3			116 H Washington St.	6 4	
						66 A Washington	0 4			116 H Washington St.	10 2	
						66 A Washington	7 1			116 H Washington St.	3 4	
						66 A Washington	5 8			135 A San Francisco	6 14	
						74 H Minnesota	2 5			135 H San Francisco	9 5	
						74 H Minnesota	2 9			138 H Grand Canyon	1 2	
						74 H Minnesota	3 2			138 H Grand Canyon	2 8	
										138 H Grand Canyon	7 1	
										146 A Wichita St.	3 2	
										159 A Fresno St.	2 9	
										159 H Fresno St.	0 9	
										168 A UC Davis	6 7	
										168 H UC Davis	1 0	
										179 H CSU Bakersfield	3 4	
										179 H CSU Bakersfield	3 8	
										179 H CSU Bakersfield	11 1	
										209 H Penn St.	1 6	
										209 H Penn St.	2 4	
										209 H Penn St.	11 3	
										212 A Nevada	7 5	
										212 H Nevada	5 6	
										227 H Northern Ky.	2 0	
										227 H Northern Ky.	12 11	
										227 H Northern Ky.	6 5	
LAST 10 GAMES												
						52 A San Diego	9 8			282 A Chicago St.	7 0	
						52 A San Diego	3 5			282 A Chicago St.	2 6	
						52 A San Diego	3 6			212 H Nevada	5 6	
						159 A Fresno St.	2 9			179 H CSU Bakersfield	3 8	
						282 A Chicago St.	10 3			179 H CSU Bakersfield	11 1	

Non-Div. I Games:

Sacramento St.

RPI	S	Opponent	Score	
227	H	Northern Ky.	10	0
247	A	Northern Colo.	5	7
247	A	Northern Colo.	5	9
247	A	Northern Colo.	7	8
248	A	Pacific	5	2
248	H	Pacific	9	1
264	A	Utah Valley	9	1
264	A	Utah Valley	12	4
264	A	Utah Valley	6	7
273	A	Seattle U	4	7
273	A	Seattle U	3	2
273	A	Seattle U	9	0
282	A	Chicago St.	10	3
282	A	Chicago St.	2	6
282	A	Chicago St.	7	0

Sacramento St.

S
a
c
r
a
m
e
n
t
o
S
t
.

S
a
c
r
a
m
e
n
t
o
S
t
.

Average RPI Win:		156	WON-LOST RECORD		WINNING PCT. RANK		LAST 10 GAMES		STRENGTH OF SCHEDULE		OPP. STRENGTH OF SCHEDULE		TEAM RPI		ADJ RPI		CONF. RPI		ADJ CONF. RPI	
DIV. I ONLY			17-32-0		.34694 253		4-6-0		105		164		213		.47045 212		19		19	
DIV. I NON-CONF.			6-17-0		.26087 262		2-2-0		43		35		192		.48103 191		16		16	
TOTALS		RPI 1-25		RPI 26-50		W-L RECORDS		RPI 51-100		RPI 101-150		RPI 150+								
17-32-0		1-3-0		0-0-0		OVERALL		4-8-0		1-6-0		11-15-0								
11-12-0		0-0-0		0-0-0		HOME		2-3-0		1-4-0		8-5-0								
6-20-0		1-3-0		0-0-0		AWAY		2-5-0		0-2-0		3-10-0								
0-0-0		0-0-0		0-0-0		NEUTRAL		0-0-0		0-0-0		0-0-0								
6-17-0		1-3-0		0-0-0		NON-CONFERENCE		2-4-0		1-6-0		2-4-0								
2-6-0		0-0-0		0-0-0		HOME		1-1-0		1-4-0		0-1-0								
4-11-0		1-3-0		0-0-		AWAY		1-3-0		0-2-0		2-3-0								
0-0-0		0-0-0		0-0-0		NEUTRAL		0-0-0		0-0-0		0-0-0								
11-15-0		0-0-0		0-0-0		CONFERENCE		2-4-0		0-0-0		9-11-0								
9-6-0		0-0-0		0-0-0		HOME		1-2-0		0-0-0		8-4-0								
2-9-0		0-0-0		0-0-0		AWAY		1-2-0		0-0-0		1-7-0								
0-0-0		0-0-0		0-0-0		NEUTRAL		0-0-0		0-0-0		0-0-0								
RPI	S	Opponent		Score		RPI	S	Opponent		Score		RPI	S	Opponent		Score				
8	A	Clemson		2	5					51	H	Utah	9	4	113	H	Virginia Tech	5	8	
8	A	Clemson		4	9					58	A	Saint Mary's (CA)	0	4	113	H	Virginia Tech	10	24	
8	A	Clemson		7	5					58	H	Saint Mary's (CA)	1	6	113	H	Virginia Tech	7	4	
12	A	Baylor		0	6					77	A	Sam Houston St.	2	8	113	H	Virginia Tech	7	8	
										77	A	Sam Houston St.	0	1	121	A	UC Santa Barbara	3	10	
										77	A	Sam Houston St.	5	4	135	A	San Francisco	1	7	
										89	A	San Diego St.	3	1	135	H	San Francisco	6	9	
										89	A	San Diego St.	2	7	159	A	Fresno St.	10	8	
										89	A	San Diego St.	3	6	159	A	Fresno St.	2	3	
										89	H	San Diego St.	7	3	159	A	Fresno St.	5	9	
										89	H	San Diego St.	2	7	159	H	Fresno St.	7	3	
										89	H	San Diego St.	3	7	159	H	Fresno St.	5	27	
															159	H	Fresno St.	5	4	
															161	A	Hawaii	5	12	
															161	A	Hawaii	2	3	
															161	A	Hawaii	9	2	
															161	A	Hawaii	2	3	
															206	A	Air Force	3	4	
															206	A	Air Force	7	10	
															206	H	Air Force	9	8	
															206	H	Air Force	3	7	
															206	H	Air Force	10	2	
															211	A	Sacramento St.	6	5	
															211	H	Sacramento St.	5	7	
															235	A	San Jose St.	5	6	
															235	A	San Jose St.	5	6	
															235	A	San Jose St.	6	7	

Non-Div. I Games:

Nevada

RPI	S	Opponent	Score	
235	H	San Jose St.	5	4
235	H	San Jose St.	5	6
235	H	San Jose St.	6	2
246	H	UNLV	1	9
246	H	UNLV	4	1
246	H	UNLV	4	3

Nevada

Average RPI Win:		230	WON-LOST		WINNING		LAST 10		STRENGTH OF		OPP. STRENGTH		TEAM		ADJ		CONF.		ADJ CONF.				
Average RPI Loss:		161	RECORD		PCT. RANK		GAMES		SCHEDULE		OF SCHEDULE		RPI		RPI		RPI		RPI				
DIV. I ONLY			23-21-0		.52273 129		5-5-0		281		244		214		.47017 213		26		26				
DIV. I NON-CONF.			12-10-0		.54545 116		2-1-0		200		182		102		.52387 102		25		25				
TOTALS		RPI 1-25		RPI 26-50		W-L RECORDS		RPI 51-100		RPI 101-150		RPI 150+											
23-21-0		1-4-0		0-0-0		OVERALL		0-0-0		2-5-0		20-12-0											
11-4-0		0-0-0		0-0-0		HOME		0-0-0		1-1-0		10-3-0											
10-16-0		1-4-0		0-0-0		AWAY		0-0-0		1-4-0		8-6-0											
2-1-0		0-0-0		0-0-0		NEUTRAL		0-0-0		0-0-0		2-1-0											
12-10-0		1-4-0		0-0-0		NON-CONFERENCE		0-0-0		2-5-0		9-1-0											
2-1-0		0-0-0		0-0-0		HOME		0-0-0		1-1-0		1-0-0											
8-9-0		1-4-0		0-0-		AWAY		0-0-0		1-4-0		6-1-0											
2-0-0		0-0-0		0-0-0		NEUTRAL		0-0-0		0-0-0		2-0-0											
11-11-0		0-0-0		0-0-0		CONFERENCE		0-0-0		0-0-0		11-11-0											
9-3-0		0-0-0		0-0-0		HOME		0-0-0		0-0-0		9-3-0											
2-7-0		0-0-0		0-0-0		AWAY		0-0-0		0-0-0		2-7-0											
0-1-0		0-0-0		0-0-0		NEUTRAL		0-0-0		0-0-0		0-1-0											
RPI	S	Opponent		Score		RPI	S	Opponent		Score		RPI	S	Opponent		Score							
10	A	Virginia		3	5							104	A	Marshall		6	9						
10	A	Virginia		8	5							104	A	Marshall		4	5						
12	A	Baylor		3	6							104	A	Marshall		9	3						
12	A	Baylor		3	7							113	A	Virginia Tech		3	8						
12	A	Baylor		6	21							128	A	St. Bonaventure		2	7						
												128	H	St. Bonaventure		1	5						
												128	H	St. Bonaventure		2	1						
												154	N	Canisius		0	8						
												158	H	Fairfield		1	4						
												158	H	Fairfield		11	7						
												158	H	Fairfield		6	5						
												216	H	Buffalo		22	15						
												222	A	Monmouth		6	8						
												222	A	Monmouth		5	6						
												222	A	Monmouth		6	4						
												241	A	Rider		1	2						
												241	A	Rider		5	6						
												241	A	Rider		1	2						
												244	H	Quinnipiac		17	8						
												244	H	Quinnipiac		10	2						
												244	H	Quinnipiac		2	1						
						LAST 10 GAMES						245	H	Siena		3	12						
						245 H Siena						3	5	291 A	Lafayette		7	8	245 H Siena	3	5		
						245 H Siena						3	12	158 H	Fairfield		1	4	245 H Siena	7	4		
						245 H Siena						7	4	158 H	Fairfield		11	7	254 A	Manhattan		5	6
						216 H Buffalo						22	15	158 H	Fairfield		6	5	254 A	Manhattan		2	4
						291 A Lafayette						14	5	154 N	Canisius		0	8	254 A	Manhattan		10	2

Non-Div. I Games:

Niagara

RPI	S	Opponent	Score	
260	A	Norfolk St.	6	1
260	A	Norfolk St.	9	0
260	A	Norfolk St.	4	0
271	A	Bowling Green	3	2
271	A	Bowling Green	3	1
280	N	La Salle	9	0
280	N	La Salle	8	5
291	A	Lafayette	7	8
291	A	Lafayette	14	5
299	H	Saint Peter's	3	2
299	H	Saint Peter's	8	1
299	H	Saint Peter's	7	0

Niagara

N
i
a
g
a
r
a

N
i
a
g
a
r
a

Average RPI Win: 164		WON-LOST	WINNING	LAST 10	STRENGTH OF		OPP. STRENGTH	TEAM	ADJ	CONF.	ADJ CONF.
Average RPI Loss: 126		RECORD	PCT. RANK	GAMES	SCHEDULE		OF SCHEDULE	RPI	RPI	RPI	RPI
DIV. I ONLY		20-31-0	.39216	234	5-5-0		162	114	216	.46867	214
DIV. I NON-CONF.		12-12-0	.5	144	2-1-0		137	130	157	.4975	157
TOTALS		RPI 1-25	RPI 26-50		W-L RECORDS		RPI 51-100		RPI 101-150		RPI 150+
20-31-0		0-1-0	1-8-0		OVERALL		4-7-0		4-1-0		11-14-0
12-12-0		0-1-0	0-4-0		HOME		2-3-0		4-1-0		6-3-0
6-17-0		0-0-0	1-4-0		AWAY		2-4-0		0-0-0		3-9-0
2-2-0		0-0-0	0-0-0		NEUTRAL		0-0-0		0-0-0		2-2-0
12-12-0		0-1-0	1-2-0		NON-CONFERENCE		3-5-0		2-0-0		6-4-0
7-5-0		0-1-0	0-1-0		HOME		1-1-0		2-0-0		4-2-0
3-5-0		0-0-0	1-0-		AWAY		2-4-0		0-0-0		0-0-0
2-2-0		0-0-0	0-0-0		NEUTRAL		0-0-0		0-0-0		2-2-0
8-19-0		0-0-0	0-6-0		CONFERENCE		1-2-0		2-1-0		5-10-0
5-7-0		0-0-0	0-3-0		HOME		1-2-0		2-1-0		2-1-0
3-12-0		0-0-0	0-3-0		AWAY		0-0-0		0-0-0		3-9-0
0-0-0		0-0-0	0-0-0		NEUTRAL		0-0-0		0-0-0		0-0-0
RPI S	Opponent	Score	RPI S	Opponent	Score	RPI S	Opponent	Score	RPI S	Opponent	Score
17 H	Oklahoma	4 5	32 A	Ole Miss	2 0	65 A	Georgia Tech	5 12	104 H	Marshall	8 3
			32 A	Ole Miss	0 1	65 H	Georgia Tech	0 7	111 H	Troy	3 5
			38 A	South Ala.	6 16	70 H	BYU	3 2	111 H	Troy	9 3
			38 A	South Ala.	0 7	74 A	Minnesota	1 9	111 H	Troy	3 2
			38 A	South Ala.	9 19	74 A	Minnesota	7 5	136 H	Furman	5 0
			46 H	Coastal Caro.	0 4	80 A	Jacksonville	2 7	164 H	Kennesaw St.	7 10
			46 H	Coastal Caro.	5 8	80 A	Jacksonville	5 2	180 A	Appalachian St.	8 6
			46 H	Coastal Caro.	0 17	80 A	Jacksonville	8 9	180 A	Appalachian St.	1 6
			48 H	Mercer	4 11	90 H	UT Arlington	1 7	180 A	Appalachian St.	1 13
						90 H	UT Arlington	2 1	182 A	Texas St.	11 7
						90 H	UT Arlington	7 10	182 A	Texas St.	9 10
									182 A	Texas St.	11 8
									185 A	Arkansas St.	2 4
									185 A	Arkansas St.	5 10
									185 A	Arkansas St.	1 14
									207 A	Little Rock	4 6
									207 A	Little Rock	1 16
									207 A	Little Rock	3 8
									227 H	Northern Ky.	12 4
									227 H	Northern Ky.	10 6
									227 H	Northern Ky.	7 8
									234 H	Western Mich.	6 4
									238 N	Army West Point	5 2
									238 N	Army West Point	3 0
									240 H	La.-Monroe	6 1
									240 H	La.-Monroe	3 4
									240 H	La.-Monroe	4 3
LAST 10 GAMES			207 A	Little Rock	1 16	182 A	Texas St.	9 10			
			207 A	Little Rock	4 6	182 A	Texas St.	11 7			
			207 A	Little Rock	3 8	74 A	Minnesota	7 5			
			287 H	Savannah St.	3 0	74 A	Minnesota	1 9			
			182 A	Texas St.	11 8	240 H	La.-Monroe	6 1			

Non-Div. I Games:

Georgia St.

Georgiast.

Georgias t.

Georgia St.

Average RPI Win:	154	WON-LOST RECORD	WINNING PCT. RANK	LAST 10 GAMES	STRENGTH OF SCHEDULE	OPP. STRENGTH OF SCHEDULE	TEAM RPI	ADJ RPI	CONF. RPI	ADJ CONF. RPI		
Average RPI Loss:	126											
DIV. I ONLY		13-24-0	.35135	251	3-7-0	107	202	217	.46853	215	14	14
DIV. I NON-CONF.		7-10-0	.41176	208	1-1-0	40	235	156	.49795	156	9	9
<hr/>												
TOTALS	RPI 1-25	RPI 26-50		W-L RECORDS		RPI 51-100		RPI 101-150		RPI 150+		
13-24-0	0-0-0	0-3-0		OVERALL		1-4-0		6-9-0		6-8-0		
8-10-0	0-0-0	0-0-0		HOME		0-2-0		3-3-0		5-5-0		
5-14-0	0-0-0	0-3-0		AWAY		1-2-0		3-6-0		1-3-0		
0-0-0	0-0-0	0-0-0		NEUTRAL		0-0-0		0-0-0		0-0-0		
7-10-0	0-0-0	0-3-0		NON-CONFERENCE		0-1-0		3-4-0		4-2-0		
6-2-0	0-0-0	0-0-0		HOME		0-0-0		3-1-0		3-1-0		
1-8-0	0-0-0	0-0-		AWAY		0-1-0		0-3-0		1-1-0		
0-0-0	0-0-0	0-0-0		NEUTRAL		0-0-0		0-0-0		0-0-0		
6-14-0	0-0-0	0-0-0		CONFERENCE		1-3-0		3-5-0		2-6-0		
2-8-0	0-0-0	0-0-0		HOME		0-2-0		0-2-0		2-4-0		
4-6-0	0-0-0	0-0-0		AWAY		1-1-0		3-3-0		0-2-0		
0-0-0	0-0-0	0-0-0		NEUTRAL		0-0-0		0-0-0		0-0-0		
RPI	S	Opponent	Score	RPI	S	Opponent	Score	RPI	S	Opponent	Score	
				35	A	Texas A&M	4 6	53	A	Rhode Island	2 5	
				35	A	Texas A&M	1 5	62	A	Yale	2 10	
				35	A	Texas A&M	2 3	62	A	Yale	12 1	
								62	H	Yale	4 5	
								62	H	Yale	4 5	

Non-Div. I Games:

Brown

RPI	S	Opponent	Score	
203	H	Georgetown	11	10
203	H	Georgetown	2	0

Brown

B
r
o
w
n

B
r
o
w
n

Average RPI Win: 173		WON-LOST	WINNING	LAST 10	STRENGTH OF		OPP. STRENGTH	TEAM	ADJ		CONF.	ADJ CONF.
Average RPI Loss: 171		RECORD	PCT. RANK	GAMES	SCHEDULE		OF SCHEDULE	RPI	RPI		RPI	RPI
DIV. I ONLY		16-31-0	.34043	257	4-6-0		163	219	218	.46841	216	23
DIV. I NON-CONF.		8-18-0	.30769	251	0-1-0		71	249	150	.50221	150	19
TOTALS		RPI 1-25	RPI 26-50		W-L RECORDS		RPI 51-100		RPI 101-150		RPI 150+	
16-31-0		0-4-0	0-0-0		OVERALL		3-3-0		1-1-0		12-23-0	
5-7-0		0-0-0	0-0-0		HOME		0-0-0		0-0-0		5-7-0	
11-24-0		0-4-0	0-0-0		AWAY		3-3-0		1-1-0		7-16-0	
0-0-0		0-0-0	0-0-0		NEUTRAL		0-0-0		0-0-0		0-0-0	
8-18-0		0-4-0	0-0-0		NON-CONFERENCE		2-1-0		1-1-0		5-12-0	
0-0-0		0-0-0	0-0-0		HOME		0-0-0		0-0-0		0-0-0	
8-18-0		0-4-0	0-0-		AWAY		2-1-0		1-1-0		5-12-0	
0-0-0		0-0-0	0-0-0		NEUTRAL		0-0-0		0-0-0		0-0-0	
8-13-0		0-0-0	0-0-0		CONFERENCE		1-2-0		0-0-0		7-11-0	
5-7-0		0-0-0	0-0-0		HOME		0-0-0		0-0-0		5-7-0	
3-6-0		0-0-0	0-0-0		AWAY		1-2-0		0-0-0		2-4-0	
0-0-0		0-0-0	0-0-0		NEUTRAL		0-0-0		0-0-0		0-0-0	
RPI S	Opponent	Score	RPI S	Opponent	Score	RPI S	Opponent	Score	RPI S	Opponent	Score	
17 A	Oklahoma	10 16				71 A	Kent St.	9 2	128 A	St. Bonaventure	0 1	
17 A	Oklahoma	1 5				71 A	Kent St.	1 9	128 A	St. Bonaventure	5 4	
17 A	Oklahoma	0 11				71 A	Kent St.	0 14	153 H	Ball St.	6 5	
17 A	Oklahoma	0 1				77 A	Sam Houston St.	5 20	153 H	Ball St.	5 6	
						77 A	Sam Houston St.	5 3	153 H	Ball St.	4 6	
						77 A	Sam Houston St.	10 4	154 A	Canisius	14 6	
									154 A	Canisius	5 6	
									154 A	Canisius	5 13	
									170 A	Murray St.	11 4	
									170 A	Murray St.	4 12	
									170 A	Murray St.	12 10	
									186 H	Eastern Mich.	6 3	
									186 H	Eastern Mich.	0 4	
									186 H	Eastern Mich.	5 2	
									213 A	Niagara	15 22	
									218 A	UT Martin	3 4	
									218 A	UT Martin	10 2	
									218 A	UT Martin	0 14	
									220 A	Toledo	3 4	
									220 A	Toledo	20 21	
									220 A	Toledo	6 7	
									221 A	Miami (OH)	3 5	
									221 A	Miami (OH)	1 0	
									221 A	Miami (OH)	6 5	
									223 H	Ohio	1 12	
									223 H	Ohio	3 5	
									223 H	Ohio	3 5	
									223 H	Ohio	0 3	

Non-Div. I Games:

Buffalo

RPI	S	Opponent	Score	
226	A	James Madison	13	8
226	A	James Madison	4	9
226	A	James Madison	6	14
252	A	UTRGV	4	5
252	A	UTRGV	1	8
252	A	UTRGV	2	4
252	A	UTRGV	4	6
258	H	Northern Ill.	3	1
258	H	Northern Ill.	1	2
258	H	Northern Ill.	6	3

Buffalo

B
u
f
f
a
l
o

B
u
f
f
a
l
o

Average RPI Win: 237		WON-LOST RECORD	WINNING PCT. RANK	LAST 10 GAMES	STRENGTH OF SCHEDULE	OPP. STRENGTH OF SCHEDULE	TEAM RPI	ADJ RPI	CONF. RPI	ADJ CONF. RPI	
Average RPI Loss: 125											
DIV. I ONLY		24-23-0	.51064 139	6-2-0	230	249	219	.4683 217	22	22	
DIV. I NON-CONF.		15-12-0	.55556 111	4-0-0	224	276	188	.48348 188	24	24	
<hr/>											
TOTALS		RPI 1-25		RPI 26-50		W-L RECORDS		RPI 51-100		RPI 101-150	RPI 150+
24-23-0		0-3-0		0-0-0		OVERALL		1-6-0		0-4-0	23-10-0
18-8-0		0-0-0		0-0-0		HOME		0-1-0		0-4-0	18-3-0
5-12-0		0-3-0		0-0-0		AWAY		1-5-0		0-0-0	4-4-0
1-3-0		0-0-0		0-0-0		NEUTRAL		0-0-0		0-0-0	1-3-0
15-12-0		0-3-0		0-0-0		NON-CONFERENCE		1-3-0		0-1-0	14-5-0
11-3-0		0-0-0		0-0-0		HOME		0-1-0		0-1-0	11-1-0
3-6-0		0-3-0		0-0-		AWAY		1-2-0		0-0-0	2-1-0
1-3-0		0-0-0		0-0-0		NEUTRAL		0-0-0		0-0-0	1-3-0
9-11-0		0-0-0		0-0-0		CONFERENCE		0-3-0		0-3-0	9-5-0
7-5-0		0-0-0		0-0-0		HOME		0-0-0		0-3-0	7-2-0
2-6-0		0-0-0		0-0-0		AWAY		0-3-0		0-0-0	2-3-0
0-0-0		0-0-0		0-0-0		NEUTRAL		0-0-0		0-0-0	0-0-0
RPI	S	Opponent		Score		RPI	S	Opponent		Score	
22	A	Long Beach St.		0	6	53	A	Rhode Island		3	5
22	A	Long Beach St.		1	7	53	A	Rhode Island		2	7
22	A	Long Beach St.		4	8	53	A	Rhode Island		3	7
						62	H	Yale		4	8
						99	A	Houston Baptist		5	13
						99	A	Houston Baptist		4	3
						99	A	Houston Baptist		6	7
										108	H VCU
											3 4
										108	H VCU
											0 3
										108	H VCU
											2 3
										126	H Columbia
											1 6
										154	N Canisius
											1 2
										154	N Canisius
											0 4
										154	N Canisius
											3 5
										154	N Canisius
											6 5
										158	A Fairfield
											3 6
										163	A Saint Louis
											7 1
										163	A Saint Louis
											0 10
										183	H Albany (NY)
											7 3
										184	A George Mason
											4 8
										184	A George Mason
											0 2
										184	A George Mason
											6 5
										236	H LIU Brooklyn
											11 7
										236	H LIU Brooklyn
											5 3
										236	H LIU Brooklyn
											5 2
										237	H Saint Joseph's
											5 0
										237	H Saint Joseph's
											2 1
										237	H Saint Joseph's
											4 3
										245	A Siena
											11 3
										254	H Manhattan
											8 4
										254	H Manhattan
											2 4
										257	H Sacred Heart
											1 0
										257	H Sacred Heart
											8 1
										257	H Sacred Heart
											2 1
LAST 10 GAMES											
262	H	Massachusetts		5	4	236	H	LIU Brooklyn		5	3
262	H	Massachusetts		10	2	266	A	Hofstra		7	4
262	H	Massachusetts		0	3	53	A	Rhode Island		3	7
236	H	LIU Brooklyn		5	2	53	A	Rhode Island		3	5
236	H	LIU Brooklyn		11	7	53	A	Rhode Island		2	7

Non-Div. I Games:

Fordham

RPI	S	Opponent	Score	
261	H	Iona	10	3
262	H	Massachusetts	10	2
262	H	Massachusetts	5	4
262	H	Massachusetts	0	3
266	A	Hofstra	7	4
280	H	La Salle	4	3
280	H	La Salle	5	2
280	H	La Salle	6	7
299	H	Saint Peter's	5	2
299	H	Saint Peter's	7	5

Fordham

Average RPI Win:		214	WON-LOST RECORD		WINNING PCT. RANK	LAST 10 GAMES		STRENGTH OF SCHEDULE		OPP. STRENGTH OF SCHEDULE	TEAM RPI	ADJ RPI		CONF. RPI	ADJ CONF. RPI				
DIV. I ONLY			21-26-0		.44681	198		4-5-0		190	230	215	.46815	218	17	18			
DIV. I NON-CONF.			10-10-0		.5	144		1-1-0		251	274	217	.46794	220	20	20			
TOTALS		RPI 1-25		RPI 26-50		W-L RECORDS		RPI 51-100		RPI 101-150		RPI 150+							
21-26-0		0-2-0		0-0-0		OVERALL		1-7-0		3-7-0		17-10-0							
13-10-0		0-0-0		0-0-0		HOME		1-5-0		3-0-0		9-5-0							
8-13-0		0-2-0		0-0-0		AWAY		0-0-0		0-7-0		8-4-0							
0-3-0		0-0-0		0-0-0		NEUTRAL		0-2-0		0-0-0		0-1-0							
10-10-0		0-2-0		0-0-0		NON-CONFERENCE		0-2-0		0-4-0		10-2-0							
7-1-0		0-0-0		0-0-0		HOME		0-0-0		0-0-0		7-1-0							
3-6-0		0-2-0		0-0-		AWAY		0-0-0		0-4-0		3-0-0							
0-3-0		0-0-0		0-0-0		NEUTRAL		0-2-0		0-0-0		0-1-0							
11-16-0		0-0-0		0-0-0		CONFERENCE		1-5-0		3-3-0		7-8-0							
6-9-0		0-0-0		0-0-0		HOME		1-5-0		3-0-0		2-4-0							
5-7-0		0-0-0		0-0-0		AWAY		0-0-0		0-3-0		5-4-0							
0-0-0		0-0-0		0-0-0		NEUTRAL		0-0-0		0-0-0		0-0-0							
RPI	S	Opponent		Score		RPI	S	Opponent		Score		RPI	S	Opponent		Score			
7	A	Kentucky		0	8			81	N	Michigan St.		1	6	103	A	Wright St.		5	12
21	A	Vanderbilt		0	11			94	H	Tennessee Tech		3	4	103	A	Wright St.		0	14
								94	H	Tennessee Tech		6	14	103	A	Wright St.		3	4
								94	H	Tennessee Tech		6	9	125	H	Morehead St.		9	5
								95	N	Memphis		6	7	125	H	Morehead St.		18	6
								100	H	Jacksonville St.		4	5	125	H	Morehead St.		1	0
								100	H	Jacksonville St.		5	8	136	A	Furman		3	11
								100	H	Jacksonville St.		7	2	141	A	Southeast Mo. St.		4	13
													141	A	Southeast Mo. St.		1	14	
													141	A	Southeast Mo. St.		4	5	
													156	N	Presbyterian		2	3	
													160	H	Belmont		5	8	
													160	H	Belmont		6	8	
													160	H	Belmont		7	4	
													173	H	Austin Peay		5	8	
													173	H	Austin Peay		4	19	
													173	H	Austin Peay		10	8	
													202	A	Eastern Ill.		8	9	
													202	A	Eastern Ill.		15	3	
													202	A	Eastern Ill.		17	14	
													205	A	Lipscomb		7	3	
													216	H	Buffalo		4	3	
													216	H	Buffalo		2	10	
													216	H	Buffalo		14	0	
													229	A	SIUE		3	1	
													229	A	SIUE		3	2	
													229	A	SIUE		9	5	
Non-Div. I Games:		Union (TN)		9	2	Union (TN)		6	12	Bethel (TN)		19	13	Christian Bros.		9	8		
														UT Martin					

RPI	S	Opponent	Score
232	A	Eastern Ky.	3 11
232	A	Eastern Ky.	2 3
232	A	Eastern Ky.	0 3
263	A	Evansville	12 4
263	H	Evansville	9 8
284	H	Ark.-Pine Bluff	10 8
284	H	Ark.-Pine Bluff	4 2
284	H	Ark.-Pine Bluff	7 1
295	A	Alabama A&M	6 0
295	H	Alabama A&M	12 2

UT Martin

Average RPI Win:	211	WON-LOST	WINNING	LAST 10	STRENGTH OF	OPP. STRENGTH	TEAM	ADJ	CONF.	ADJ CONF.	
Average RPI Loss:	165	RECORD	PCT. RANK	GAMES	SCHEDULE	OF SCHEDULE	RPI	RPI	RPI	RPI	
DIV. I ONLY	21-25-0	.45652	188	5-5-0	221	253	220	.46768	219	28	28
DIV. I NON-CONF.	7-17-0	.29167	254	0-1-0	181	83	238	.4546	238	30	30
<hr/>											
TOTALS	RPI 1-25	RPI 26-50		W-L RECORDS		RPI 51-100		RPI 101-150		RPI 150+	
21-25-0	0-0-0	0-3-0		OVERALL		2-3-0		3-6-0		16-13-0	
10-6-0	0-0-0	0-0-0		HOME		0-0-0		1-1-0		9-5-0	
7-14-0	0-0-0	0-3-0		AWAY		1-0-0		2-5-0		4-6-0	
4-5-0	0-0-0	0-0-0		NEUTRAL		1-3-0		0-0-0		3-2-0	
7-17-0	0-0-0	0-3-0		NON-CONFERENCE		2-3-0		3-6-0		2-5-0	
2-2-0	0-0-0	0-0-0		HOME		0-0-0		1-1-0		1-1-0	
3-10-0	0-0-0	0-0-		AWAY		1-0-0		2-5-0		0-2-0	
2-5-0	0-0-0	0-0-0		NEUTRAL		1-3-0		0-0-0		1-2-0	
14-8-0	0-0-0	0-0-0		CONFERENCE		0-0-0		0-0-0		14-8-0	
8-4-0	0-0-0	0-0-0		HOME		0-0-0		0-0-0		8-4-0	
4-4-0	0-0-0	0-0-0		AWAY		0-0-0		0-0-0		4-4-0	
2-0-0	0-0-0	0-0-0		NEUTRAL		0-0-0		0-0-0		2-0-0	
<hr/>											
RPI S	Opponent	Score	RPI S	Opponent	Score	RPI S	Opponent	Score	RPI S	Opponent	Score
			44 A	Auburn	0 7	53 A	Rhode Island	7 3	110 A	Southern California	6 4
			44 A	Auburn	4 13	62 N	Yale	0 4	110 A	Southern California	3 6
			44 A	Auburn	0 4	62 N	Yale	1 7	110 A	Southern California	2 5
						62 N	Yale	3 4	118 H	Dartmouth	5 2
						62 N	Yale	8 7	130 H	Marist	2 6
									139 A	UC Riverside	5 4
									139 A	UC Riverside	6 14
									139 A	UC Riverside	2 5
									139 A	UC Riverside	8 9
									157 N	Central Conn. St.	2 3
									162 A	Hartford	6 7
									172 A	CSUN	5 10
									201 H	Navy	1 6
									201 H	Navy	8 7
									201 H	Navy	6 3
									201 H	Navy	8 11
									230 H	Bucknell	14 6
									230 H	Bucknell	11 2
									230 H	Bucknell	5 3
									230 H	Bucknell	5 11
									238 A	Army West Point	6 1
									238 A	Army West Point	2 0
									238 A	Army West Point	2 9
									238 A	Army West Point	16 1
									238 N	Army West Point	8 2
									238 N	Army West Point	5 4
									245 H	Siena	3 8
<hr/>											
LAST 10 GAMES			LAST 10 GAMES			LAST 10 GAMES			LAST 10 GAMES		
			238 N	Army West Point	5 4	291 A	Lafayette	8 7	238 A	Army West Point	2 9
			238 N	Army West Point	8 2	291 A	Lafayette	7 8	238 A	Army West Point	16 1
			130 H	Marist	2 6	230 H	Bucknell	14 6	238 N	Army West Point	8 2
			291 A	Lafayette	9 10	230 H	Bucknell	11 2	238 N	Army West Point	5 4
			291 A	Lafayette	7 10	230 H	Bucknell	5 11			

Non-Div. I Games:

Holy Cross

RPI	S	Opponent	Score	
262	H	Massachusetts	15	5
270	N	Wagner	3	2
270	N	Wagner	2	6
283	H	Lehigh	1	0
283	H	Lehigh	0	2
283	H	Lehigh	7	3
283	H	Lehigh	8	1
291	A	Lafayette	9	10
291	A	Lafayette	7	10
291	A	Lafayette	8	7
291	A	Lafayette	7	8

Holy Cross

H
O
L
Y
C
R
O
S
S

H
O
L
Y
C
R
O
S
S

Toledo

Average RPI Win: 208		WON-LOST	WINNING	LAST 10	STRENGTH OF		OPP. STRENGTH	TEAM	ADJ	CONF.	ADJ CONF.
Average RPI Loss: 114		RECORD	PCT. RANK	GAMES	SCHEDULE		OF SCHEDULE	RPI	RPI	RPI	RPI
DIV. I ONLY		15-36-0	.29412	275	1-9-0		84	209	221	.46701	220
DIV. I NON-CONF.		7-23-0	.23333	270	0-4-0		10	171	161	.49583	161
TOTALS		RPI 1-25	RPI 26-50		W-L RECORDS		RPI 51-100		RPI 101-150		RPI 150+
15-36-0	0-6-0	0-3-0		OVERALL		1-12-0		2-4-0		12-11-0	
7-7-0	0-0-0	0-0-0		HOME		0-0-0		1-2-0		6-5-0	
6-25-0	0-6-0	0-1-0		AWAY		1-11-0		1-2-0		4-5-0	
2-4-0	0-0-0	0-2-0		NEUTRAL		0-1-0		0-0-0		2-1-0	
7-23-0	0-6-0	0-3-0		NON-CONFERENCE		1-9-0		1-2-0		5-3-0	
1-1-0	0-0-0	0-0-0		HOME		0-0-0		0-0-0		1-1-0	
4-18-0	0-6-0	0-0-0		AWAY		1-8-0		1-2-0		2-1-0	
2-4-0	0-0-0	0-2-0		NEUTRAL		0-1-0		0-0-0		2-1-0	
8-13-0	0-0-0	0-0-0		CONFERENCE		0-3-0		1-2-0		7-8-0	
6-6-0	0-0-0	0-0-0		HOME		0-0-0		1-2-0		5-4-0	
2-7-0	0-0-0	0-0-0		AWAY		0-3-0		0-0-0		2-4-0	
0-0-0	0-0-0	0-0-0		NEUTRAL		0-0-0		0-0-0		0-0-0	
RPI S	Opponent	Score	RPI S	Opponent	Score	RPI S	Opponent	Score	RPI S	Opponent	Score
3 A	Louisville	1 11	31 A	Michigan	0 12	71 A	Kent St.	1 10	103 A	Wright St.	2 4
3 A	Louisville	4 5	50 N	Binghamton	3 7	71 A	Kent St.	2 3	122 H	Central Mich.	11 7
3 A	Louisville	2 17	50 N	Binghamton	3 9	71 A	Kent St.	0 1	122 H	Central Mich.	0 15
19 A	South Fla.	3 12				75 A	Fla. Atlantic	8 11	122 H	Central Mich.	1 4
19 A	South Fla.	3 4				75 A	Fla. Atlantic	6 4	134 A	Illinois	5 11
19 A	South Fla.	3 6				75 A	Fla. Atlantic	3 10	134 A	Illinois	10 4
						81 A	Michigan St.	1 11	153 A	Ball St.	6 7
						87 N	Boston College	5 6	153 A	Ball St.	3 5
						94 A	Tennessee Tech	5 7	153 A	Ball St.	5 10
						94 A	Tennessee Tech	0 10	167 N	Northeastern	2 9
						94 A	Tennessee Tech	2 10	190 N	Southern Ill.	10 2
						94 A	Tennessee Tech	0 2	190 N	Southern Ill.	8 7
						97 A	Notre Dame	3 8	216 H	Buffalo	4 3
									216 H	Buffalo	7 6
									216 H	Buffalo	21 20
									233 H	Oakland	8 5
									234 H	Western Mich.	1 4
									234 H	Western Mich.	9 8
									234 H	Western Mich.	1 0
									251 A	Richmond	9 15
									251 A	Richmond	6 4
									258 H	Northern Ill.	4 7
									258 H	Northern Ill.	2 16
									258 H	Northern Ill.	3 9
									268 A	Dayton	11 7
									268 H	Dayton	1 4
									271 A	Bowling Green	20 4
			LAST 10 GAMES								
			122 H	Central Mich.	0 15	153 A	Ball St.	3 5	258 H	Northern Ill.	2 16
			122 H	Central Mich.	11 7	153 A	Ball St.	5 10	258 H	Northern Ill.	3 9
			122 H	Central Mich.	1 4	3 A	Louisville	2 17	268 A	Dayton	11 7
			268 H	Dayton	1 4	3 A	Louisville	1 11	268 H	Dayton	1 4
			153 A	Ball St.	6 7	3 A	Louisville	4 5	271 A	Bowling Green	20 4

Non-Div. I Games:

Toledo

RPI	S	Opponent	Score	
271	A	Bowling Green	8	4
271	A	Bowling Green	4	5

Toledo

Average RPI Win: 216		WON-LOST	WINNING	LAST 10	STRENGTH OF	OPP. STRENGTH	TEAM	ADJ	CONF.	ADJ CONF.		
Average RPI Loss: 114		RECORD	PCT. RANK	GAMES	SCHEDULE	OF SCHEDULE	RPI	RPI	RPI	RPI		
DIV. I ONLY		21-32-0	.39623	231	3-7-0	165	196	222	.46693	221	23	23
DIV. I NON-CONF.		14-18-0	.4375	190	0-2-0	107	128	165	.49399	165	19	19
TOTALS		RPI 1-25	RPI 26-50		W-L RECORDS	RPI 51-100		RPI 101-150		RPI 150+		
21-32-0	0-11-0		0-0-0		OVERALL	1-4-0		4-5-0		16-12-0		
13-11-0	0-0-0		0-0-0		HOME	0-1-0		2-1-0		11-9-0		
6-21-0	0-11-0		0-0-0		AWAY	1-3-0		0-4-0		5-3-0		
2-0-0	0-0-0		0-0-0		NEUTRAL	0-0-0		2-0-0		0-0-0		
14-18-0	0-11-0		0-0-0		NON-CONFERENCE	0-2-0		4-2-0		10-3-0		
10-5-0	0-0-0		0-0-0		HOME	0-1-0		2-1-0		8-3-0		
2-13-0	0-11-0		0-0-		AWAY	0-1-0		0-1-0		2-0-0		
2-0-0	0-0-0		0-0-0		NEUTRAL	0-0-0		2-0-0		0-0-0		
7-14-0	0-0-0		0-0-0		CONFERENCE	1-2-0		0-3-0		6-9-0		
3-6-0	0-0-0		0-0-0		HOME	0-0-0		0-0-0		3-6-0		
4-8-0	0-0-0		0-0-0		AWAY	1-2-0		0-3-0		3-3-0		
0-0-0	0-0-0		0-0-0		NEUTRAL	0-0-0		0-0-0		0-0-0		
RPI S	Opponent	Score	RPI S	Opponent	Score	RPI S	Opponent	Score	RPI S	Opponent	Score	
3 A	Louisville	5 6				71 A	Kent St.	1 2	103 N	Wright St.	4 3	
7 A	Kentucky	2 14				71 A	Kent St.	1 5	106 A	Xavier	4 9	
7 A	Kentucky	3 16				71 A	Kent St.	2 1	106 H	Xavier	7 0	
7 A	Kentucky	4 6				82 A	Cincinnati	0 1	106 N	Xavier	12 6	
18 A	Arkansas	0 7				82 H	Cincinnati	6 8	122 A	Central Mich.	4 6	
18 A	Arkansas	1 5							122 A	Central Mich.	1 5	
18 A	Arkansas	1 11							122 A	Central Mich.	7 13	
19 A	South Fla.	2 11							125 H	Morehead St.	8 0	
19 A	South Fla.	2 7							137 H	Butler	4 8	
19 A	South Fla.	1 5							186 H	Eastern Mich.	6 2	
19 A	South Fla.	2 3							186 H	Eastern Mich.	5 7	
									186 H	Eastern Mich.	6 10	
									188 H	ETSU	1 2	
									188 H	ETSU	0 14	
									188 H	ETSU	4 2	
									216 H	Buffalo	5 3	
									216 H	Buffalo	0 1	
									216 H	Buffalo	5 6	
									223 A	Ohio	2 3	
									223 A	Ohio	3 1	
									223 A	Ohio	5 9	
									227 A	Northern Ky.	5 4	
									227 H	Northern Ky.	3 6	
									234 H	Western Mich.	4 3	
									234 H	Western Mich.	0 4	
									234 H	Western Mich.	4 8	
									268 A	Dayton	16 9	
			LAST 10 GAMES									
			71 A	Kent St.	2 1	216 H	Buffalo	5 6				
			71 A	Kent St.	1 5	137 H	Butler	4 8				
			71 A	Kent St.	1 2	3 A	Louisville	5 6				
			216 H	Buffalo	0 1	271 A	Bowling Green	1 3				
			216 H	Buffalo	5 3	271 A	Bowling Green	9 6				

Non-Div. I Games:

Miami (OH)

RPI	S	Opponent	Score	
268	H	Dayton	7	6
271	A	Bowling Green	9	6
271	A	Bowling Green	1	3
271	A	Bowling Green	10	4
280	H	La Salle	7	1
280	H	La Salle	15	2
280	H	La Salle	3	2
281	H	Illinois St.	8	6
281	H	Illinois St.	8	7
281	H	Illinois St.	9	4

Miami (OH)

M
i
a
m
i
(
O
H
)

M
i
a
m
i
(
O
H
)

Average RPI Win: 211		WON-LOST	WINNING	LAST 10	STRENGTH OF		OPP. STRENGTH	TEAM	ADJ		CONF.	ADJ CONF.			
Average RPI Loss: 150		RECORD	PCT. RANK	GAMES	SCHEDULE		OF SCHEDULE	RPI	RPI		RPI	RPI			
DIV. I ONLY		17-27-0	.38636	237	4-6-0		179	255	223	.46639	222	26			
DIV. I NON-CONF.		8-15-0	.34783	242	2-1-0		216	185	231	.46198	230	25			
TOTALS		RPI 1-25	RPI 26-50		W-L RECORDS		RPI 51-100		RPI 101-150		RPI 150+				
17-27-0		0-1-0	0-0-0		OVERALL		0-5-0		3-6-0		14-15-0				
10-3-0		0-0-0	0-0-0		HOME		0-0-0		1-2-0		9-1-0				
7-21-0		0-1-0	0-0-0		AWAY		0-3-0		2-3-0		5-14-0				
0-3-0		0-0-0	0-0-0		NEUTRAL		0-2-0		0-1-0		0-0-0				
8-15-0		0-1-0	0-0-0		NON-CONFERENCE		0-5-0		2-4-0		6-5-0				
4-0-0		0-0-0	0-0-0		HOME		0-0-0		0-0-0		4-0-0				
4-12-0		0-1-0	0-0-		AWAY		0-3-0		2-3-0		2-5-0				
0-3-0		0-0-0	0-0-0		NEUTRAL		0-2-0		0-1-0		0-0-0				
9-12-0		0-0-0	0-0-0		CONFERENCE		0-0-0		1-2-0		8-10-0				
6-3-0		0-0-0	0-0-0		HOME		0-0-0		1-2-0		5-1-0				
3-9-0		0-0-0	0-0-0		AWAY		0-0-0		0-0-0		3-9-0				
0-0-0		0-0-0	0-0-0		NEUTRAL		0-0-0		0-0-0		0-0-0				
RPI S	Opponent	Score		RPI S	Opponent	Score		RPI S	Opponent	Score		RPI S	Opponent	Score	
10 A	Virginia	0	10					53 N	Rhode Island	4	5	101 A	Rutgers	4	6
								75 A	Fla. Atlantic	1	6	112 N	William & Mary	5	6
								75 A	Fla. Atlantic	5	16	126 A	Columbia	17	12
								75 A	Fla. Atlantic	10	12	130 H	Marist	1	7
								97 N	Notre Dame	0	4	130 H	Marist	4	5
												130 H	Marist	7	2
												136 A	Furman	6	10
												136 A	Furman	4	2
												136 A	Furman	5	12
												152 A	Wofford	4	16
												152 A	Wofford	6	4
												154 A	Canisius	10	11
												154 A	Canisius	3	4
												154 A	Canisius	17	6
												158 A	Fairfield	2	9
												158 A	Fairfield	9	15
												158 A	Fairfield	6	7
												178 A	George Washington	3	1
												178 A	George Washington	0	12
												178 A	George Washington	0	4
												181 H	Princeton	8	4
												183 A	Albany (NY)	3	4
												213 H	Niagara	8	6
												213 H	Niagara	6	5
												213 H	Niagara	4	6
												241 A	Rider	8	0
												241 A	Rider	5	6
LAST 10 GAMES															
				241 A	Rider	5	6	158 A	Fairfield	9	15				
				241 A	Rider	8	0	183 A	Albany (NY)	3	4				
				241 A	Rider	4	11	296 H	NYIT	7	1				
				158 A	Fairfield	2	9	296 H	NYIT	10	4				
				158 A	Fairfield	6	7	213 H	Niagara	6	5				

Non-Div. I Games:

Monmouth




RPI	S	Opponent	Score	
241	A	Rider	4	11
244	H	Quinnipiac	9	4
244	H	Quinnipiac	17	7
244	H	Quinnipiac	12	0
245	A	Siena	11	0
245	A	Siena	5	6
245	A	Siena	4	5
253	A	USC Upstate	5	14
291	H	Lafayette	5	4
296	H	NYIT	7	1
296	H	NYIT	10	4

M
o
n
m
o
u
t
h

M
o
n
m
o
u
t
h

Monmouth

Non-Div. I Games:	Shawnee St.	9	1
--------------------------	--------------------	----------	----------

 Tie,  Loss,  Non-Conf,S Site, H Home, A Away, N Neutral Page 365

RPI	S	Opponent	Score	
221	H	Miami (OH)	9	5
221	H	Miami (OH)	3	2
229	N	SIUE	4	7
229	N	SIUE	6	4
229	N	SIUE	2	1
229	N	SIUE	1	2
234	A	Western Mich.	0	9
234	A	Western Mich.	17	13
234	A	Western Mich.	2	3
239	A	Western Ky.	4	5
239	A	Western Ky.	3	0
239	A	Western Ky.	3	0
245	H	Siena	6	4
245	H	Siena	2	4
245	H	Siena	7	4
268	H	Dayton	5	2
271	H	Bowling Green	4	5
271	H	Bowling Green	9	1
271	H	Bowling Green	9	4
272	A	Youngstown St.	6	5
280	N	La Salle	14	5
280	N	La Salle	10	2

Ohio

Average RPI Win:	262	WON-LOST RECORD	WINNING PCT. RANK	LAST 10 GAMES	STRENGTH OF SCHEDULE	OPP. STRENGTH OF SCHEDULE	TEAM RPI	ADJ RPI	CONF. RPI	ADJ CONF. RPI					
DIV. I ONLY	28-15-1	.64773	48	6-3-1	293	281	209	.4643	224	31	31				
DIV. I NON-CONF.	4-10-1	.3	252	2-3-1	146	64	228	.4572	237	31	31				
<hr/>															
TOTALS	RPI 1-25	RPI 26-50		W-L RECORDS		RPI 51-100		RPI 101-150		RPI 150+					
28-15-1	0-0-0	0-0-0		OVERALL		0-4-0		2-5-1		26-6-0					
13-5-1	0-0-0	0-0-0		HOME		0-1-0		1-1-1		12-3-0					
13-9-0	0-0-0	0-0-0		AWAY		0-3-0		1-4-0		12-2-0					
2-1-0	0-0-0	0-0-0		NEUTRAL		0-0-0		0-0-0		2-1-0					
<hr/>															
4-10-1	0-0-0	0-0-0		NON-CONFERENCE		0-4-0		2-5-1		2-1-0					
1-3-1	0-0-0	0-0-0		HOME		0-1-0		1-1-1		0-1-0					
2-7-0	0-0-0	0-0-		AWAY		0-3-0		1-4-0		1-0-0					
1-0-0	0-0-0	0-0-0		NEUTRAL		0-0-0		0-0-0		1-0-0					
<hr/>															
24-5-0	0-0-0	0-0-0		CONFERENCE		0-0-0		0-0-0		24-5-0					
12-2-0	0-0-0	0-0-0		HOME		0-0-0		0-0-0		12-2-0					
11-2-0	0-0-0	0-0-0		AWAY		0-0-0		0-0-0		11-2-0					
1-1-0	0-0-0	0-0-0		NEUTRAL		0-0-0		0-0-0		1-1-0					
<hr/>															
RPI	S	Opponent	Score	RPI	S	Opponent	Score	RPI	S	Opponent	Score				

RPI	S	Opponent	Score	
292	H	Southern U.	5	4
293	A	Mississippi Val.	5	3
293	A	Mississippi Val.	6	0
293	A	Mississippi Val.	3	2
293	H	Mississippi Val.	13	6
293	H	Mississippi Val.	9	8
293	H	Mississippi Val.	9	2
295	A	Alabama A&M	9	3
295	A	Alabama A&M	14	2
295	A	Alabama A&M	6	3
295	H	Alabama A&M	7	5
295	H	Alabama A&M	10	3
295	H	Alabama A&M	6	2

Jackson St.

J
a
c
k
s
o
n
S
t
.

J
a
c
k
s
o
n
S
t
.

Average RPI Win: 179		WON-LOST	WINNING	LAST 10	STRENGTH OF		OPP. STRENGTH	TEAM	ADJ	CONF.	ADJ CONF.
Average RPI Loss: 119		RECORD	PCT. RANK	GAMES	SCHEDULE		OF SCHEDULE	RPI	RPI	RPI	RPI
DIV. I ONLY		20-30-0	.4	228	5-5-0		207	95	225	.46332	225
DIV. I NON-CONF.		9-12-0	.42857	196	0-1-0		268	42	242	.4517	242
TOTALS		RPI 1-25	RPI 26-50		W-L RECORDS		RPI 51-100		RPI 101-150		RPI 150+
20-30-0		0-0-0	2-5-0		OVERALL		4-10-0		3-8-0		11-7-0
13-11-0		0-0-0	1-3-0		HOME		2-1-0		3-4-0		7-3-0
7-19-0		0-0-0	1-2-0		AWAY		2-9-0		0-4-0		4-4-0
0-0-0		0-0-0	0-0-0		NEUTRAL		0-0-0		0-0-0		0-0-0
9-12-0		0-0-0	0-1-0		NON-CONFERENCE		3-8-0		0-0-0		6-3-0
7-4-0		0-0-0	0-1-0		HOME		2-1-0		0-0-0		5-2-0
2-8-0		0-0-0	0-0-		AWAY		1-7-0		0-0-0		1-1-0
0-0-0		0-0-0	0-0-0		NEUTRAL		0-0-0		0-0-0		0-0-0
11-18-0		0-0-0	2-4-0		CONFERENCE		1-2-0		3-8-0		5-4-0
6-7-0		0-0-0	1-2-0		HOME		0-0-0		3-4-0		2-1-0
5-11-0		0-0-0	1-2-0		AWAY		1-2-0		0-4-0		3-3-0
0-0-0		0-0-0	0-0-0		NEUTRAL		0-0-0		0-0-0		0-0-0
RPI S	Opponent	Score	RPI S	Opponent	Score	RPI S	Opponent	Score	RPI S	Opponent	Score
			27 A	Southeastern La.	6 4	59 A	Kansas	7 11	105 A	Lamar University	6 12
			27 A	Southeastern La.	2 3	59 A	Kansas	7 6	105 H	Lamar University	11 9
			27 A	Southeastern La.	0 7	59 A	Kansas	2 8	132 H	Central Ark.	0 1
			37 H	McNeese	4 5	67 A	Oklahoma St.	4 15	132 H	Central Ark.	3 9
			37 H	McNeese	7 4	67 A	Oklahoma St.	3 6	132 H	Central Ark.	3 2
			37 H	McNeese	4 13	67 A	Oklahoma St.	2 7	140 H	Nicholls St.	1 9
			47 H	Louisiana	6 8	82 H	Cincinnati	2 3	140 H	Nicholls St.	8 5
						82 H	Cincinnati	6 2	140 H	Nicholls St.	4 8
						82 H	Cincinnati	3 2	145 A	SFA	2 3
						98 A	Kansas St.	9 19	145 A	SFA	2 5
						98 A	Kansas St.	4 16	145 A	SFA	2 7
						99 A	Houston Baptist	2 4	185 H	Arkansas St.	3 12
						99 A	Houston Baptist	9 3	185 H	Arkansas St.	2 3
						99 A	Houston Baptist	3 13	185 H	Arkansas St.	9 5
									194 A	A&M-Corpus Christi	1 9
									194 A	A&M-Corpus Christi	6 3
									194 A	A&M-Corpus Christi	9 14
									207 A	Little Rock	1 13
									240 A	La.-Monroe	11 2
									240 H	La.-Monroe	5 4
									267 A	Abilene Christian	10 3
									267 A	Abilene Christian	6 3
									267 A	Abilene Christian	4 9
									274 H	Incarnate Word	11 1
									274 H	Incarnate Word	0 2
									99 A	Houston Baptist	3 13
									274 H	Incarnate Word	0 2
									99 A	Houston Baptist	9 3
									274 H	Incarnate Word	10 7
									99 A	Houston Baptist	2 4
									285 H	Prairie View	16 1
LAST 10 GAMES			267 A	Abilene Christian	6 3	274 H	Incarnate Word	10 7	267 A	Abilene Christian	4 9
			267 A	Abilene Christian	4 9	274 H	Incarnate Word	0 2	274 H	Incarnate Word	11 1
			267 A	Abilene Christian	10 3	99 A	Houston Baptist	3 13	274 H	Incarnate Word	0 2
			207 A	Little Rock	1 13	99 A	Houston Baptist	9 3	274 H	Incarnate Word	10 7
			274 H	Incarnate Word	11 1	99 A	Houston Baptist	2 4	285 H	Prairie View	16 1

Non-Div. I Games:

Northwestern St.

RPI	S	Opponent	Score	
293	H	Mississippi Val.	11	1
293	H	Mississippi Val.	14	0

Northwestern St.

N
o
r
t
h
w
e
s
t
e
r
n
s
t
.

N
o
r
t
h
w
e
s
t
e
r
n
s
t
.

[illegible]

Non-Div. I Games:

James Madison

RPI	S	Opponent	Score	
251	H	Richmond	9	7
253	A	USC Upstate	2	1
259	A	Longwood	4	3
259	H	Longwood	16	0
266	H	Hofstra	4	3
266	H	Hofstra	8	10
266	H	Hofstra	5	1
289	H	NJIT	9	8
289	H	NJIT	20	6
289	H	NJIT	14	2
289	H	NJIT	5	11
294	H	Coppin St.	16	2
294	H	Coppin St.	12	1

Average RPI Win: 203		WON-LOST	WINNING	LAST 10	STRENGTH OF		OPP. STRENGTH	TEAM	ADJ	CONF.	ADJ CONF.
Average RPI Loss: 178		RECORD	PCT. RANK	GAMES	SCHEDULE		OF SCHEDULE	RPI	RPI	RPI	RPI
DIV. I ONLY		20-30-0	.4	228	6-4-0		209	256	227	.46305	227
DIV. I NON-CONF.		6-17-0	.26087	262	0-0-0		259	202	257	.43901	257
TOTALS		RPI 1-25	RPI 26-50		W-L RECORDS		RPI 51-100		RPI 101-150		RPI 150+
20-30-0		0-1-0	0-0-0		OVERALL		1-2-0		4-7-0		15-20-0
10-7-0		0-0-0	0-0-0		HOME		0-0-0		2-3-0		8-4-0
10-23-0		0-1-0	0-0-0		AWAY		1-2-0		2-4-0		7-16-0
0-0-0		0-0-0	0-0-0		NEUTRAL		0-0-0		0-0-0		0-0-0
6-17-0		0-1-0	0-0-0		NON-CONFERENCE		1-2-0		1-0-0		4-14-0
0-2-0		0-0-0	0-0-0		HOME		0-0-0		0-0-0		0-2-0
6-15-0		0-1-0	0-0-		AWAY		1-2-0		1-0-0		4-12-0
0-0-0		0-0-0	0-0-0		NEUTRAL		0-0-0		0-0-0		0-0-0
14-13-0		0-0-0	0-0-0		CONFERENCE		0-0-0		3-7-0		11-6-0
10-5-0		0-0-0	0-0-0		HOME		0-0-0		2-3-0		8-2-0
4-8-0		0-0-0	0-0-0		AWAY		0-0-0		1-4-0		3-4-0
0-0-0		0-0-0	0-0-0		NEUTRAL		0-0-0		0-0-0		0-0-0
RPI S	Opponent	Score		RPI S	Opponent	Score		RPI S	Opponent	Score	
3 A	Louisville	4	6					82 A	Cincinnati	1	9
								82 A	Cincinnati	7	13
								82 A	Cincinnati	3	2
								103 A	Wright St.	13	10
								103 A	Wright St.	3	13
								103 H	Wright St.	3	7
								103 H	Wright St.	3	5
								103 H	Wright St.	7	2
								129 A	Ill.-Chicago	2	5
								129 A	Ill.-Chicago	2	7
								129 A	Ill.-Chicago	0	4
								129 H	Ill.-Chicago	6	2
								129 H	Ill.-Chicago	3	5
								150 A	Ohio St.	8	1
								171 A	Radford	10	5
								171 A	Radford	5	10
								171 A	Radford	3	7
								200 A	Valparaiso	18	7
								200 A	Valparaiso	7	8
								200 A	Valparaiso	9	10
								200 H	Valparaiso	4	17
								200 H	Valparaiso	14	5
								210 A	Campbell	5	8
								210 A	Campbell	5	12
								210 A	Campbell	5	3
								211 A	Sacramento St.	11	12
								211 A	Sacramento St.	0	10
								211 A	Sacramento St.	5	6
								211 A	Sacramento St.	0	2
								214 A	Georgia St.	4	12
LAST 10 GAMES				272 A	Youngstown St.	5	3	242 A	Milwaukee	0	15
				272 A	Youngstown St.	4	3	103 A	Wright St.	3	13
				233 H	Oakland	10	5	103 A	Wright St.	13	10
				233 H	Oakland	12	7	103 H	Wright St.	7	2
				242 A	Milwaukee	1	8	103 H	Wright St.	3	5

Non-Div. I Games: Miami-Hamilton 15 1

Northern Ky.

RPI	S	Opponent	Score	
214	A	Georgia St.	8	7
214	A	Georgia St.	6	10
221	A	Miami (OH)	6	3
221	H	Miami (OH)	4	5
232	A	Eastern Ky.	8	10
232	H	Eastern Ky.	5	6
233	H	Oakland	10	5
233	H	Oakland	12	7
242	A	Milwaukee	1	8
242	A	Milwaukee	0	15
242	H	Milwaukee	6	5
242	H	Milwaukee	7	4
242	H	Milwaukee	13	9
268	A	Dayton	3	10
272	A	Youngstown St.	4	3
272	A	Youngstown St.	5	3
272	H	Youngstown St.	15	8
272	H	Youngstown St.	7	8
272	H	Youngstown St.	6	3

Northern Ky.

N
o
r
t
h
e
r
n
K
y
.

N
o
r
t
h
e
r
n
K
y
.

Average RPI Win:		178	WON-LOST RECORD		WINNING PCT. RANK		LAST 10 GAMES		STRENGTH OF SCHEDULE		OPP. STRENGTH OF SCHEDULE		TEAM RPI		ADJ RPI		CONF. RPI		ADJ CONF. RPI	
DIV. I ONLY			15-32-0		.31915	264	3-7-0		67		162		228		.46297	228	12		12	
DIV. I NON-CONF.			9-17-0		.34615	243	0-0-0		66		144		232		.46152	231	17		17	
TOTALS		RPI 1-25		RPI 26-50		W-L RECORDS		RPI 51-100		RPI 101-150		RPI 150+								
15-32-0		0-1-0		0-6-0		OVERALL		1-5-0		5-17-0		9-3-0								
12-17-0		0-1-0		0-5-0		HOME		1-3-0		3-5-0		8-3-0								
3-15-0		0-0-0		0-1-0		AWAY		0-2-0		2-12-0		1-0-0								
0-0-0		0-0-0		0-0-0		NEUTRAL		0-0-0		0-0-0		0-0-0								
9-17-0		0-1-0		0-3-0		NON-CONFERENCE		1-5-0		3-7-0		5-1-0								
8-12-0		0-1-0		0-2-0		HOME		1-3-0		3-5-0		4-1-0								
1-5-0		0-0-0		0-0-		AWAY		0-2-0		0-2-0		1-0-0								
0-0-0		0-0-0		0-0-0		NEUTRAL		0-0-0		0-0-0		0-0-0								
6-15-0		0-0-0		0-3-0		CONFERENCE		0-0-0		2-10-0		4-2-0								
4-5-0		0-0-0		0-3-0		HOME		0-0-0		0-0-0		4-2-0								
2-10-0		0-0-0		0-0-0		AWAY		0-0-0		2-10-0		0-0-0								
0-0-0		0-0-0		0-0-0		NEUTRAL		0-0-0		0-0-0		0-0-0								
RPI	S	Opponent		Score		RPI	S	Opponent		Score		RPI	S	Opponent		Score				
10	H	Virginia		6	10	30	A	South Carolina		5	12	54	H	Liberty		1	9			
						30	H	South Carolina		1	15	59	H	Kansas		5	7			
						46	H	Coastal Caro.		6	9	72	A	Ga. Southern		0	1			
						48	H	Mercer		5	6	72	H	Ga. Southern		3	7			
						48	H	Mercer		3	5	84	A	Winthrop		4	6			
						48	H	Mercer		1	2	84	H	Winthrop		34	8			

Non-Div. I Games:

The Citadel

RPI	S	Opponent	Score	
195	H	VMI	3	0
195	H	VMI	4	2
231	A	Charleston So.	8	6
231	H	Charleston So.	8	5
275	H	Delaware St.	1	7
275	H	Delaware St.	6	5
275	H	Delaware St.	4	0

T
h
e
C
i
t
a
d
e
l

T
h
e
C
i
t
a
d
e
l

The Citadel

Average RPI Win: 216		WON-LOST RECORD	WINNING PCT. RANK	LAST 10 GAMES	STRENGTH OF SCHEDULE	OPP. STRENGTH OF SCHEDULE	TEAM RPI	ADJ RPI		CONF. RPI	ADJ CONF. RPI	
Average RPI Loss: 176												
DIV. I ONLY		23-26-0	.46939 174	6-4-0	238	236	229	.46233	229	17	18	
DIV. I NON-CONF.		12-10-0	.54545 116	1-3-0	289	283	233	.46059	232	20	20	
<hr/>												
TOTALS		RPI 1-25		RPI 26-50		W-L RECORDS		RPI 51-100		RPI 101-150		RPI 150+
23-26-0		0-0-0		0-0-0		OVERALL		0-3-0		3-6-0		20-17-0
14-9-0		0-0-0		0-0-0		HOME		0-0-0		2-1-0		12-8-0
7-15-0		0-0-0		0-0-0		AWAY		0-3-0		1-5-0		6-7-0
2-2-0		0-0-0		0-0-0		NEUTRAL		0-0-0		0-0-0		2-2-0
12-10-0		0-0-0		0-0-0		NON-CONFERENCE		0-0-0		1-2-0		11-8-0
6-2-0		0-0-0		0-0-0		HOME		0-0-0		0-0-0		6-2-0
4-6-0		0-0-0		0-0-		AWAY		0-0-0		1-2-0		3-4-0
2-2-0		0-0-0		0-0-0		NEUTRAL		0-0-0		0-0-0		2-2-0
11-16-0		0-0-0		0-0-0		CONFERENCE		0-3-0		2-4-0		9-9-0
8-7-0		0-0-0		0-0-0		HOME		0-0-0		2-1-0		6-6-0
3-9-0		0-0-0		0-0-0		AWAY		0-3-0		0-3-0		3-3-0
0-0-0		0-0-0		0-0-0		NEUTRAL		0-0-0		0-0-0		0-0-0
RPI	S	Opponent	Score	RPI	S	Opponent	Score	RPI	S	Opponent	Score	
						94 A Tennessee Tech	8 13			125 A Morehead St.	3 16	
						94 A Tennessee Tech	2 3			125 A Morehead St.	4 16	
						94 A Tennessee Tech	7 11			125 A Morehead St.	15 28	
										133 A Pittsburgh	6 4	
										133 A Pittsburgh	5 17	
										133 A Pittsburgh	6 7	
										141 H Southeast Mo. St.	15 10	
										141 H Southeast Mo. St.	3 8	
										141 H Southeast Mo. St.	7 5	
										160 A Belmont	3 4	
										160 A Belmont	5 8	
										160 A Belmont	6 8	
										163 A Saint Louis	9 24	
										163 H Saint Louis	3 12	
										170 H Murray St.	9 18	
										170 H Murray St.	6 5	
										170 H Murray St.	8 1	
										173 A Austin Peay	7 4	
										173 A Austin Peay	10 3	
										173 A Austin Peay	14 4	
										191 H Bradley	7 10	
										202 H Eastern Ill.	22 8	
										202 H Eastern Ill.	13 16	
										202 H Eastern Ill.	11 3	
										218 H UT Martin	5 9	
										218 H UT Martin	2 3	
										218 H UT Martin	1 3	
LAST 10 GAMES												
						202 H Eastern Ill.	13 16			173 A Austin Peay	10 3	
						202 H Eastern Ill.	22 8			173 A Austin Peay	7 4	
						202 H Eastern Ill.	11 3			133 A Pittsburgh	5 17	
						163 A Saint Louis	9 24			133 A Pittsburgh	6 7	
						173 A Austin Peay	14 4			133 A Pittsburgh	6 4	

Non-Div. I Games:

SIUE

S
I
U
E

RPI	S	Opponent	Score	
223	N	Ohio	1	2
223	N	Ohio	2	1
223	N	Ohio	4	6
223	N	Ohio	7	4
232	H	Eastern Ky.	9	17
232	H	Eastern Ky.	11	2
232	H	Eastern Ky.	11	2
258	H	Northern Ill.	4	3
258	H	Northern Ill.	9	7
258	H	Northern Ill.	4	2
258	H	Northern Ill.	5	3
263	A	Evansville	8	7
263	H	Evansville	5	2
269	A	Western Ill.	4	21
269	H	Western Ill.	9	3
273	A	Seattle U	1	4
273	A	Seattle U	3	9
273	A	Seattle U	6	0
273	A	Seattle U	13	10

S
I
U
E

Average RPI Win:	219	WON-LOST RECORD	WINNING PCT. RANK	LAST 10 GAMES	STRENGTH OF SCHEDULE	OPP. STRENGTH OF SCHEDULE	TEAM RPI	ADJ RPI	CONF. RPI	ADJ CONF. RPI	
DIV. I ONLY		21-26-0	.44681 198	4-6-0	213	270	230	.4622 230	28	28	
DIV. I NON-CONF.		9-16-0	.36 238	0-0-0	201	218	244	.45061 244	30	30	
<hr/>											
TOTALS	RPI 1-25	RPI 26-50		W-L RECORDS	RPI 51-100		RPI 101-150		RPI 150+		
21-26-0	0-0-0	0-1-0		OVERALL	1-0-0		3-9-0		17-16-0		
6-9-0	0-0-0	0-1-0		HOME	0-0-0		1-5-0		5-3-0		
7-11-0	0-0-0	0-0-0		AWAY	0-0-0		1-0-0		6-11-0		
8-6-0	0-0-0	0-0-0		NEUTRAL	1-0-0		1-4-0		6-2-0		
9-16-0	0-0-0	0-1-0		NON-CONFERENCE	1-0-0		3-9-0		5-6-0		
1-6-0	0-0-0	0-1-0		HOME	0-0-0		1-5-0		0-0-0		
2-4-0	0-0-0	0-0-		AWAY	0-0-0		1-0-0		1-4-0		
6-6-0	0-0-0	0-0-0		NEUTRAL	1-0-0		1-4-0		4-2-0		
12-10-0	0-0-0	0-0-0		CONFERENCE	0-0-0		0-0-0		12-10-0		
5-3-0	0-0-0	0-0-0		HOME	0-0-0		0-0-0		5-3-0		
5-7-0	0-0-0	0-0-0		AWAY	0-0-0		0-0-0		5-7-0		
2-0-0	0-0-0	0-0-0		NEUTRAL	0-0-0		0-0-0		2-0-0		
<hr/>											
RPI S	Opponent	Score	RPI S	Opponent	Score	RPI S	Opponent	Score	RPI S	Opponent	Score
			50 H	Binghamton	0 12	96 N	Iowa	7 1	115 H	Cornell	2 5
								115 H	Cornell	4 11	
								115 H	Cornell	1 0	
								115 H	Cornell	3 7	
								128 H	St. Bonaventure	4 5	
								128 H	St. Bonaventure	4 7	
								130 N	Marist	8 10	
								130 N	Marist	0 5	
								130 N	Marist	7 3	
								137 N	Butler	3 4	
								143 A	Davidson	8 0	
								150 N	Ohio St.	2 5	
								162 N	Hartford	9 5	
								167 N	Northeastern	9 7	
								187 N	Harvard	8 9	
								195 A	VMI	2 10	
								195 A	VMI	1 6	
								195 A	VMI	4 0	
								201 A	Navy	4 5	
								201 A	Navy	1 6	
					201 A	Navy	1 11				
			LAST 10 GAMES								
			201 N	Navy	5 0	201 A	Navy	5 0	201 N	Navy	4 1
			201 N	Navy	4 1	219 A	Holy Cross	6 14	201 N	Navy	5 0
			201 A	Navy	1 11	219 A	Holy Cross	2 11	209 A	Penn St.	3 5
			201 A	Navy	1 6	219 A	Holy Cross	11 5	209 A	Penn St.	3 4
			201 A	Navy	4 5	219 A	Holy Cross	3 5	219 A	Holy Cross	6 14

Non-Div. I Games:

Bucknell

RPI	S	Opponent	Score	
219	A	Holy Cross	11	5
219	A	Holy Cross	2	11
219	A	Holy Cross	3	5
238	H	Army West Point	10	5
238	H	Army West Point	14	16
238	H	Army West Point	4	7
238	H	Army West Point	1	10
262	N	Massachusetts	3	1
262	N	Massachusetts	5	17
262	N	Massachusetts	11	9
283	A	Lehigh	3	2
283	A	Lehigh	2	10
283	A	Lehigh	3	1
283	A	Lehigh	8	0
291	H	Lafayette	6	5
291	H	Lafayette	4	1
291	H	Lafayette	11	10
291	H	Lafayette	8	5

Bucknell

B
u
c
k
n
e
l
l

B
u
c
k
n
e
l
l

Average RPI Win: 192		WON-LOST	WINNING	LAST 10	STRENGTH OF		OPP. STRENGTH	TEAM	ADJ	CONF.	ADJ CONF.
Average RPI Loss: 159		RECORD	PCT. RANK	GAMES	SCHEDULE		OF SCHEDULE	RPI	RPI	RPI	RPI
DIV. I ONLY		21-26-0	.44681	198	4-6-0		215	173	231	.46117	231
DIV. I NON-CONF.		11-11-0	.5	144	1-0-0		245	179	226	.46508	226
TOTALS		RPI 1-25	RPI 26-50		W-L RECORDS		RPI 51-100		RPI 101-150		RPI 150+
21-26-0		0-1-0	0-1-0		OVERALL		3-4-0		2-5-0		16-15-0
15-11-0		0-0-0	0-0-0		HOME		2-2-0		2-2-0		11-7-0
5-14-0		0-1-0	0-1-0		AWAY		1-2-0		0-3-0		4-7-0
1-1-0		0-0-0	0-0-0		NEUTRAL		0-0-0		0-0-0		1-1-0
11-11-0		0-1-0	0-1-0		NON-CONFERENCE		1-2-0		2-2-0		8-5-0
9-4-0		0-0-0	0-0-0		HOME		0-0-0		2-2-0		7-2-0
1-6-0		0-1-0	0-0-		AWAY		1-2-0		0-0-0		0-2-0
1-1-0		0-0-0	0-0-0		NEUTRAL		0-0-0		0-0-0		1-1-0
10-15-0		0-0-0	0-0-0		CONFERENCE		2-2-0		0-3-0		8-10-0
6-7-0		0-0-0	0-0-0		HOME		2-2-0		0-0-0		4-5-0
4-8-0		0-0-0	0-0-0		AWAY		0-0-0		0-3-0		4-5-0
0-0-0		0-0-0	0-0-0		NEUTRAL		0-0-0		0-0-0		0-0-0
RPI S	Opponent	Score		RPI S	Opponent	Score		RPI S	Opponent	Score	
8 A	Clemson	5	6	30 A	South Carolina	0	3	54 H	Liberty	11	4
								54 H	Liberty	2	12
								54 H	Liberty	3	17
								73 A	FIU	0	8
								73 A	FIU	8	15
								73 A	FIU	6	5
								84 H	Winthrop	4	2
								108 H	VCU	4	13
								108 H	VCU	11	9
								108 H	VCU	4	2
								131 A	High Point	2	4
								131 A	High Point	1	4
								131 A	High Point	1	5
								142 H	Col. of Charleston	5	13
								152 N	Wofford	5	2
								156 H	Presbyterian	5	10
								156 H	Presbyterian	10	11
								156 H	Presbyterian	8	10
								171 H	Radford	4	3
								171 H	Radford	4	1
								171 H	Radford	3	2
								176 H	Gardner-Webb	18	2
								176 H	Gardner-Webb	3	6
								176 H	Gardner-Webb	5	7
								208 A	UNC Asheville	10	3
								208 A	UNC Asheville	19	3
								208 A	UNC Asheville	1	2
								210 A	Campbell	0	6
								210 A	Campbell	12	6
								210 A	Campbell	2	3
								228 A	The Citadel	5	8
								228 H	The Citadel	6	8
								253 A	USC Upstate	1	5
								253 H	USC Upstate	4	3
LAST 10 GAMES											
				156 H	Presbyterian	8	10	131 A	High Point	1	5
				156 H	Presbyterian	5	10	152 N	Wofford	5	2
				156 H	Presbyterian	10	11	171 H	Radford	4	1
				131 A	High Point	2	4	171 H	Radford	3	2
				131 A	High Point	1	4	171 H	Radford	4	3

Non-Div. I Games:

Charleston So.

RPI	S	Opponent	Score	
253	N	USC Upstate	4	10
259	A	Longwood	8	7
259	A	Longwood	0	1
259	A	Longwood	2	7
266	H	Hofstra	9	3
266	H	Hofstra	8	7
266	H	Hofstra	4	1
275	H	Delaware St.	3	1
275	H	Delaware St.	3	2
275	H	Delaware St.	2	9
287	H	Savannah St.	7	5

Charleston So.

C
h
a
r
l
e
s
t
o
n
S
o
.

C
h
a
r
l
e
s
t
o
n
S
o
.

Average RPI Win: 217		WON-LOST	WINNING	LAST 10	STRENGTH OF		OPP. STRENGTH	TEAM	ADJ	CONF.	ADJ CONF.
Average RPI Loss: 127		RECORD	PCT. RANK	GAMES	SCHEDULE		OF SCHEDULE	RPI	RPI	RPI	RPI
DIV. I ONLY		24-28-0	.46154	178	2-4-0		220	182	232	.46097	232
DIV. I NON-CONF.		14-11-0	.56	109	0-2-0		274	153	215	.47065	215
TOTALS		RPI 1-25	RPI 26-50		W-L RECORDS		RPI 51-100		RPI 101-150		RPI 150+
24-28-0		0-7-0	0-1-0		OVERALL		2-4-0		1-3-0		21-13-0
20-11-0		0-1-0	0-1-0		HOME		2-4-0		0-0-0		18-5-0
4-17-0		0-6-0	0-0-0		AWAY		0-0-0		1-3-0		3-8-0
0-0-0		0-0-0	0-0-0		NEUTRAL		0-0-0		0-0-0		0-0-0
14-11-0		0-7-0	0-1-0		NON-CONFERENCE		0-0-0		1-0-0		13-3-0
12-4-0		0-1-0	0-1-0		HOME		0-0-0		0-0-0		12-2-0
2-7-0		0-6-0	0-0-0		AWAY		0-0-0		1-0-0		1-1-0
0-0-0		0-0-0	0-0-0		NEUTRAL		0-0-0		0-0-0		0-0-0
10-17-0		0-0-0	0-0-0		CONFERENCE		2-4-0		0-3-0		8-10-0
8-7-0		0-0-0	0-0-0		HOME		2-4-0		0-0-0		6-3-0
2-10-0		0-0-0	0-0-0		AWAY		0-0-0		0-3-0		2-7-0
0-0-0		0-0-0	0-0-0		NEUTRAL		0-0-0		0-0-0		0-0-0
RPI S	Opponent	Score	RPI S	Opponent	Score	RPI S	Opponent	Score	RPI S	Opponent	Score
3 A	Louisville	3 19	42 H	Tennessee	6 7	94 H	Tennessee Tech	2 9	104 A	Marshall	6 3
3 H	Louisville	4 14				94 H	Tennessee Tech	12 8	125 A	Morehead St.	7 18
7 A	Kentucky	0 12				94 H	Tennessee Tech	4 8	125 A	Morehead St.	6 9
16 A	Arizona	4 18				100 H	Jacksonville St.	4 5	125 A	Morehead St.	9 15
16 A	Arizona	13 16				100 H	Jacksonville St.	1 3	160 H	Belmont	0 2
16 A	Arizona	0 6				100 H	Jacksonville St.	10 7	160 H	Belmont	3 7
16 A	Arizona	8 9							160 H	Belmont	6 2
									170 A	Murray St.	4 8
									170 A	Murray St.	10 4
									170 A	Murray St.	11 17
									173 H	Austin Peay	10 14
									173 H	Austin Peay	7 6
									173 H	Austin Peay	5 4
									202 A	Eastern Ill.	5 16
									202 A	Eastern Ill.	9 11
									202 A	Eastern Ill.	11 13
									218 H	UT Martin	11 3
									218 H	UT Martin	3 0
									218 H	UT Martin	3 2
									227 A	Northern Ky.	6 5
									227 H	Northern Ky.	10 8
									229 A	SIUE	2 11
									229 A	SIUE	2 11
									229 A	SIUE	17 9
									233 H	Oakland	2 1
									233 H	Oakland	9 4
									233 H	Oakland	3 2
LAST 10 GAMES			LAST 10 GAMES			LAST 10 GAMES			LAST 10 GAMES		
3 H	Louisville	4 14	170 A	Murray St.	10 4	229 A	SIUE	2 11	229 A	SIUE	17 9
94 H	Tennessee Tech	4 8	170 A	Murray St.	4 8	229 A	SIUE	2 11	229 A	SIUE	17 9
94 H	Tennessee Tech	2 9	170 A	Murray St.	11 17	233 H	Oakland	2 1	233 H	Oakland	9 4
94 H	Tennessee Tech	12 8	239 A	Western Ky.	3 14	233 H	Oakland	9 4	233 H	Oakland	3 2
42 H	Tennessee	6 7	100 H	Jacksonville St.	10 7	233 H	Oakland	3 2	233 H	Oakland	3 2

Non-Div. I Games:

Eastern Ky.

RPI	S	Opponent	Score	
239	A	Western Ky.	3	14
239	H	Western Ky.	16	15
268	H	Dayton	2	3
272	H	Youngstown St.	11	0
272	H	Youngstown St.	11	6
272	H	Youngstown St.	8	3
282	H	Chicago St.	10	24
282	H	Chicago St.	15	9
282	H	Chicago St.	10	3
295	H	Alabama A&M	19	0
295	H	Alabama A&M	16	6

Eastern Ky.

E
a
s
t
e
r
n
K
y
.

E
a
s
t
e
r
n
K
y
.

Non-Div. I Games:

Oakland

RPI	S	Opponent	Score	
205	A	Lipscomb	16	11
205	A	Lipscomb	3	7
205	A	Lipscomb	2	3
220	A	Toledo	5	8
227	A	Northern Ky.	5	10
227	A	Northern Ky.	7	12
232	A	Eastern Ky.	4	9
232	A	Eastern Ky.	2	3
232	A	Eastern Ky.	1	2
234	H	Western Mich.	3	0
242	A	Milwaukee	3	10
242	A	Milwaukee	4	5
242	A	Milwaukee	3	4
242	H	Milwaukee	9	6
242	H	Milwaukee	12	6
272	A	Youngstown St.	10	6
272	A	Youngstown St.	4	5
272	A	Youngstown St.	4	12
272	H	Youngstown St.	7	5
272	H	Youngstown St.	8	6

Oakland

O
a
k
l
a
n
d

O
a
k
l
a
n
d

Average RPI Win:	193	WON-LOST	WINNING	LAST 10	STRENGTH OF	OPP. STRENGTH	TEAM	ADJ	CONF.	ADJ CONF.	
Average RPI Loss:	176	RECORD	PCT. RANK	GAMES	SCHEDULE	OF SCHEDULE	RPI	RPI	RPI	RPI	
DIV. I ONLY	19-26-0	.42222	218	3-7-0	260	188	234	.46044	234	23	23
DIV. I NON-CONF.	10-14-0	.41667	205	1-4-0	237	165	201	.47757	199	19	19
<hr/>											
TOTALS	RPI 1-25	RPI 26-50		W-L RECORDS		RPI 51-100		RPI 101-150		RPI 150+	
19-26-0	0-0-0	1-1-0		OVERALL		1-2-0		3-5-0		14-18-0	
5-7-0	0-0-0	0-0-0		HOME		0-0-0		1-2-0		4-5-0	
10-17-0	0-0-0	0-1-0		AWAY		1-1-0		2-3-0		7-12-0	
4-2-0	0-0-0	1-0-0		NEUTRAL		0-1-0		0-0-0		3-1-0	
<hr/>											
10-14-0	0-0-0	1-1-0		NON-CONFERENCE		1-2-0		2-3-0		6-8-0	
1-2-0	0-0-0	0-0-0		HOME		0-0-0		1-2-0		0-0-0	
5-10-0	0-0-0	0-0-		AWAY		1-1-0		1-1-0		3-7-0	
4-2-0	0-0-0	1-0-0		NEUTRAL		0-1-0		0-0-0		3-1-0	
<hr/>											
9-12-0	0-0-0	0-0-0		CONFERENCE		0-0-0		1-2-0		8-10-0	
4-5-0	0-0-0	0-0-0		HOME		0-0-0		0-0-0		4-5-0	
5-7-0	0-0-0	0-0-0		AWAY		0-0-0		1-2-0		4-5-0	
0-0-0	0-0-0	0-0-0		NEUTRAL		0-0-0		0-0-0		0-0-0	
<hr/>											
RPI	S	Opponent	Score	RPI	S	Opponent	Score	RPI	S	Opponent	Score
				31	A	Michigan	4 6	65	A	Georgia Tech	3 8
				42	N	UConn	4 3	81	A	Michigan St.	3 2
								81	N	Michigan St.	6 7
										122	A Central Mich.
											5 7
										122	A Central Mich.
											4 10
										122	A Central Mich.
											11 2
										134	A Illinois
											3 13
										141	H Southeast Mo. St.
											8 6
										141	H Southeast Mo. St.
											6 12
										141	H Southeast Mo. St.
											5 8
										147	A Stetson
											5 3
										153	H Ball St.
											5 16
										153	H Ball St.
											9 12
										153	H Ball St.
											3 18
										164	A Kennesaw St.
											4 17
										167	N Northeastern
											14 7
										186	H Eastern Mich.
											6 1
										186	H Eastern Mich.
											4 3
										186	H Eastern Mich.
											2 6
										188	A ETSU
											8 12
										188	A ETSU
											11 1
										188	A ETSU
											7 12
										203	N Georgetown
											8 12
										204	A Northwestern
											4 11
										214	A Georgia St.
											4 6
										220	A Toledo
											4 1
										220	A Toledo
											0 1
										220	A Toledo
											8 9
										221	A Miami (OH)
											4 0
										221	A Miami (OH)
											8 4
<hr/>											
LAST 10 GAMES											
				271	A	Bowling Green	15 7	141	H	Southeast Mo. St.	8 6
				271	A	Bowling Green	5 8	141	H	Southeast Mo. St.	6 12
				271	A	Bowling Green	3 4	141	H	Southeast Mo. St.	5 8
				233	A	Oakland	0 3	223	H	Ohio	9 0
				81	N	Michigan St.	6 7	223	H	Ohio	13 17
										221	A Miami (OH)

Non-Div. I Games: Grace (IN) 9 1

Western Mich.

Western Mich.

Average RPI Win: 179		WON-LOST	WINNING	LAST 10	STRENGTH OF		OPP. STRENGTH	TEAM	ADJ	CONF.	ADJ CONF.
Average RPI Loss: 125		RECORD	PCT. RANK	GAMES	SCHEDULE		OF SCHEDULE	RPI	RPI	RPI	RPI
DIV. I ONLY		17-34-1	.33654	258	2-8-0		132	145	235	.45974	235
DIV. I NON-CONF.		9-17-0	.34615	243	2-5-0		106	132	207	.4735	207
TOTALS		RPI 1-25	RPI 26-50		W-L RECORDS		RPI 51-100		RPI 101-150		RPI 150+
17-34-1		0-2-0	1-5-1		OVERALL		3-9-0		2-4-0		11-14-0
13-11-1		0-1-0	1-1-1		HOME		3-3-0		1-1-0		8-5-0
4-23-0		0-1-0	0-4-0		AWAY		0-6-0		1-3-0		3-9-0
0-0-0		0-0-0	0-0-0		NEUTRAL		0-0-0		0-0-0		0-0-0
9-17-0		0-2-0	0-2-0		NON-CONFERENCE		3-3-0		2-4-0		4-6-0
7-4-0		0-1-0	0-1-0		HOME		3-0-0		1-1-0		3-1-0
2-13-0		0-1-0	0-0-		AWAY		0-3-0		1-3-0		1-5-0
0-0-0		0-0-0	0-0-0		NEUTRAL		0-0-0		0-0-0		0-0-0
8-17-1		0-0-0	1-3-1		CONFERENCE		0-6-0		0-0-0		7-8-0
6-7-1		0-0-0	1-0-1		HOME		0-3-0		0-0-0		5-4-0
2-10-0		0-0-0	0-3-0		AWAY		0-3-0		0-0-0		2-4-0
0-0-0		0-0-0	0-0-0		NEUTRAL		0-0-0		0-0-0		0-0-0
RPI S	Opponent	Score	RPI S	Opponent	Score	RPI S	Opponent	Score	RPI S	Opponent	Score
13 A	Stanford	3 4	31 H	Michigan	2 6	58 A	Saint Mary's (CA)	6 11	135 A	San Francisco	0 15
13 H	Stanford	3 9	45 A	Cal St. Fullerton	1 6	58 H	Saint Mary's (CA)	6 5	135 A	San Francisco	2 3
			49 A	New Mexico	8 16	60 A	UCLA	1 10	135 H	San Francisco	7 6
			49 A	New Mexico	1 11	60 A	UCLA	2 3	135 H	San Francisco	2 7
			49 A	New Mexico	3 8	70 H	BYU	3 2	138 A	Grand Canyon	9 8
			49 H	New Mexico	2 1	70 H	BYU	4 2	138 A	Grand Canyon	5 8
			49 H	New Mexico	5 5	89 A	San Diego St.	1 5	159 A	Fresno St.	3 8
						89 A	San Diego St.	4 5	159 A	Fresno St.	8 16
						89 A	San Diego St.	3 7	159 A	Fresno St.	6 3
						89 H	San Diego St.	4 8	161 A	Hawaii	2 6
						89 H	San Diego St.	3 5	161 A	Hawaii	7 8
						89 H	San Diego St.	5 6	161 A	Hawaii	4 5
									161 A	Hawaii	1 14
									206 H	Air Force	5 9
									206 H	Air Force	7 9
									206 H	Air Force	6 12
									212 A	Nevada	6 5
									212 A	Nevada	2 6
									212 A	Nevada	4 5
									212 H	Nevada	7 6
									212 H	Nevada	6 5
									212 H	Nevada	6 5
									246 H	UNLV	6 5
									246 H	UNLV	1 7
									246 H	UNLV	9 5
									247 H	Northern Colo.	0 1
									247 H	Northern Colo.	5 4
LAST 10 GAMES			135 H	San Francisco	7 6	138 A	Grand Canyon	9 8			
			135 H	San Francisco	2 7	89 H	San Diego St.	5 6			
			135 A	San Francisco	2 3	89 H	San Diego St.	3 5			
			135 A	San Francisco	0 15	89 H	San Diego St.	4 8			
			138 A	Grand Canyon	5 8	13 A	Stanford	3 4			

Non-Div. I Games:

San Jose St.

RPI	S	Opponent	Score	
248	A	Pacific	10	12
248	H	Pacific	9	2
265	A	Santa Clara	13	8
265	H	Santa Clara	4	2

San Jose St.

S
a
n
J
o
s
e
S
t
.

S
a
n
J
o
s
e
S
t
.

Average RPI Win:	242	WON-LOST RECORD	WINNING PCT. RANK	LAST 10 GAMES	STRENGTH OF SCHEDULE	OPP. STRENGTH OF SCHEDULE	TEAM RPI	ADJ RPI	CONF. RPI	ADJ CONF. RPI		
DIV. I ONLY		21-24-0	.46667	176	5-5-0	285	271	236	.45906	236	29	29
DIV. I NON-CONF.		10-13-0	.43478	191	0-4-0	232	232	168	.49069	168	27	27
<hr/>												
TOTALS	RPI 1-25	RPI 26-50		W-L RECORDS		RPI 51-100		RPI 101-150		RPI 150+		
21-24-0	0-0-0	0-3-0		OVERALL		3-3-0		1-4-0		17-14-0		
5-4-0	0-0-0	0-0-0		HOME		0-0-0		0-0-0		5-4-0		
14-20-0	0-0-0	0-3-0		AWAY		3-3-0		1-4-0		10-10-0		
2-0-0	0-0-0	0-0-0		NEUTRAL		0-0-0		0-0-0		2-0-0		
10-13-0	0-0-0	0-3-0		NON-CONFERENCE		3-3-0		0-1-0		7-6-0		
2-0-0	0-0-0	0-0-0		HOME		0-0-0		0-0-0		2-0-0		
6-13-0	0-0-0	0-0-		AWAY		3-3-0		0-1-0		3-6-0		
2-0-0	0-0-0	0-0-0		NEUTRAL		0-0-0		0-0-0		2-0-0		
11-11-0	0-0-0	0-0-0		CONFERENCE		0-0-0		1-3-0		10-8-0		
3-4-0	0-0-0	0-0-0		HOME		0-0-0		0-0-0		3-4-0		
8-7-0	0-0-0	0-0-0		AWAY		0-0-0		1-3-0		7-4-0		
0-0-0	0-0-0	0-0-0		NEUTRAL		0-0-0		0-0-0		0-0-0		
RPI	S	Opponent	Score	RPI	S	Opponent	Score	RPI	S	Opponent	Score	
39	A	Old Dominion	0 13	78	A	Seton Hall	6 2	140	A	Nicholls St.	0 3	
39	A	Old Dominion	7 11	78	A	Seton Hall	2 10	144	A	Bryant	5 8	
39	A	Old Dominion	8 16	78	A	Seton Hall	2 1	144	A	Bryant	11 13	
				99	A	Houston Baptist	4 2	144	A	Bryant	8 4	
				99	A	Houston Baptist	5 11	144	A	Bryant	2 7	
				99	A	Houston Baptist	1 14	157	H	Central Conn. St.	6 4	
								157	H	Central Conn. St.	0 5	
								157	H	Central Conn. St.	0 3	
								157	H	Central Conn. St.	8 9	
								175	A	Stony Brook	11 15	
								175	A	Stony Brook	0 1	
								217	A	Fordham	3 5	
								217	A	Fordham	7 11	
								217	A	Fordham	2 5	
								238	A	Army West Point	6 14	
								254	A	Manhattan	11 3	
								254	H	Manhattan	11 2	
								266	A	Hofstra	9 6	
								270	A	Wagner	0 12	
								270	A	Wagner	5 8	
								270	A	Wagner	8 7	
								270	A	Wagner	5 1	
				LAST 10 GAMES								
				290	A	Fairleigh Dickinson	5 3	217	A	Fordham	7 11	
				290	A	Fairleigh Dickinson	5 1	217	A	Fordham	3 5	
				290	A	Fairleigh Dickinson	12 6	238	A	Army West Point	6 14	
				290	A	Fairleigh Dickinson	12 8	270	A	Wagner	0 12	
				217	A	Fordham	2 5	270	A	Wagner	8 7	
								278	N	Grambling	7 3	
								290	A	Fairleigh Dickinson	5 1	
								290	A	Fairleigh Dickinson	5 3	
								290	A	Fairleigh Dickinson	12 6	
								290	A	Fairleigh Dickinson	12 8	

Non-Div. I Games:

LIU Brooklyn

RPI	S	Opponent	Score	
292	N	Southern U.	9	4
296	H	NYIT	9	5
297	A	Mt. St. Mary's	8	18
297	A	Mt. St. Mary's	7	8
297	A	Mt. St. Mary's	15	11
297	H	Mt. St. Mary's	8	11
297	H	Mt. St. Mary's	12	10
297	H	Mt. St. Mary's	12	8
299	A	Saint Peter's	12	10

LIU Brooklyn

L
I
U
B
r
o
o
k
l
y
n

L
I
U
B
r
o
o
k
l
y
n

Average RPI Win: 208		WON-LOST	WINNING	LAST 10	STRENGTH OF		OPP. STRENGTH	TEAM	ADJ	CONF.	ADJ CONF.
Average RPI Loss: 161		RECORD	PCT. RANK	GAMES	SCHEDULE		OF SCHEDULE	RPI	RPI	RPI	RPI
DIV. I ONLY		19-24-0	.44186	204	6-4-0		237	193	237	.45807	237
DIV. I NON-CONF.		9-13-0	.40909	210	1-0-0		175	191	208	.47224	208
TOTALS		RPI 1-25	RPI 26-50		W-L RECORDS		RPI 51-100		RPI 101-150		RPI 150+
19-24-0	0-1-0	0-3-0		OVERALL		0-1-0		6-5-0		13-14-0	
14-5-0	0-0-0	0-0-0		HOME		0-0-0		3-0-0		11-5-0	
5-14-0	0-0-0	0-2-0		AWAY		0-0-0		3-5-0		2-7-0	
0-5-0	0-1-0	0-1-0		NEUTRAL		0-1-0		0-0-0		0-2-0	
9-13-0	0-1-0	0-3-0		NON-CONFERENCE		0-1-0		4-1-0		5-7-0	
6-1-0	0-0-0	0-0-0		HOME		0-0-0		3-0-0		3-1-0	
3-7-0	0-0-0	0-0-		AWAY		0-0-0		1-1-0		2-4-0	
0-5-0	0-1-0	0-1-0		NEUTRAL		0-1-0		0-0-0		0-2-0	
10-11-0	0-0-0	0-0-0		CONFERENCE		0-0-0		2-4-0		8-7-0	
8-4-0	0-0-0	0-0-0		HOME		0-0-0		0-0-0		8-4-0	
2-7-0	0-0-0	0-0-0		AWAY		0-0-0		2-4-0		0-3-0	
0-0-0	0-0-0	0-0-0		NEUTRAL		0-0-0		0-0-0		0-0-0	
RPI S	Opponent	Score	RPI S	Opponent	Score	RPI S	Opponent	Score	RPI S	Opponent	Score
7 N	Kentucky	9 16	36 A	Maryland	5 11	62 N	Yale	9 13	108 A	VCU	4 5
			39 A	Old Dominion	6 7				108 A	VCU	8 6
			42 N	UConn	0 11				108 A	VCU	6 7
									112 A	William & Mary	3 2
									143 A	Davidson	7 10
									143 A	Davidson	7 1
									143 A	Davidson	3 5
									144 H	Bryant	5 1
									144 H	Bryant	5 4
									144 H	Bryant	4 1
									147 A	Stetson	2 6
									151 A	Delaware	6 11
									151 H	Delaware	7 6
									151 N	Delaware	8 10
									184 H	George Mason	5 2
									184 H	George Mason	5 2
									184 H	George Mason	1 4
									197 A	Pepperdine	5 9
									197 A	Pepperdine	0 8
									197 A	Pepperdine	5 7
									217 A	Fordham	0 5
									217 A	Fordham	3 4
									217 A	Fordham	1 2
									234 N	Western Mich.	2 9
									241 A	Rider	13 5
									251 H	Richmond	1 0
									251 H	Richmond	2 1
LAST 10 GAMES			LAST 10 GAMES			LAST 10 GAMES			LAST 10 GAMES		
			268 H	Dayton	6 4				280 H	La Salle	3 2
			268 H	Dayton	4 1				151 H	Delaware	7 6
			268 H	Dayton	7 1				108 A	VCU	4 5
			280 H	La Salle	1 5				108 A	VCU	8 6
			280 H	La Salle	3 5				108 A	VCU	6 7

Non-Div. I Games:

Saint Joseph's

RPI	S	Opponent	Score	
251	H	Richmond	2	10
256	A	Villanova	6	5
256	H	Villanova	9	1
256	H	Villanova	3	7
268	H	Dayton	6	4
268	H	Dayton	7	1
268	H	Dayton	4	1
280	H	La Salle	3	2
280	H	La Salle	3	5
280	H	La Salle	1	5
291	H	Lafayette	11	1

Saint Joseph's

S
a
i
n
t
J
o
s
e
p
h
'
s

S
a
i
n
t
J
o
s
e
p
h
'
s

Average RPI Win: 216		WON-LOST	WINNING	LAST 10	STRENGTH OF		OPP. STRENGTH	TEAM	ADJ	CONF.	ADJ CONF.
Average RPI Loss: 191		RECORD	PCT. RANK	GAMES	SCHEDULE		OF SCHEDULE	RPI	RPI	RPI	RPI
DIV. I ONLY		25-31-0	.44643	202	4-6-0		259	261	239	.45529	238
DIV. I NON-CONF.		15-19-0	.44118	189	2-3-0		247	211	224	.46596	224
TOTALS		RPI 1-25	RPI 26-50		W-L RECORDS		RPI 51-100		RPI 101-150		RPI 150+
25-31-0		0-2-0	0-0-0		OVERALL		1-0-0		3-4-0		21-25-0
7-9-0		0-0-0	0-0-0		HOME		0-0-0		0-0-0		7-9-0
13-13-0		0-2-0	0-0-0		AWAY		1-0-0		2-4-0		10-7-0
5-9-0		0-0-0	0-0-0		NEUTRAL		0-0-0		1-0-0		4-9-0
15-19-0		0-2-0	0-0-0		NON-CONFERENCE		1-0-0		3-4-0		11-13-0
5-3-0		0-0-0	0-0-0		HOME		0-0-0		0-0-0		5-3-0
5-9-0		0-2-0	0-0-		AWAY		1-0-0		2-4-0		2-3-0
5-7-0		0-0-0	0-0-0		NEUTRAL		0-0-0		1-0-0		4-7-0
10-12-0		0-0-0	0-0-0		CONFERENCE		0-0-0		0-0-0		10-12-0
2-6-0		0-0-0	0-0-0		HOME		0-0-0		0-0-0		2-6-0
8-4-0		0-0-0	0-0-0		AWAY		0-0-0		0-0-0		8-4-0
0-2-0		0-0-0	0-0-0		NEUTRAL		0-0-0		0-0-0		0-2-0
RPI S	Opponent	Score		RPI S	Opponent	Score		RPI S	Opponent	Score	
11 A	LSU	0	6					79 A	Tulane	7	4
11 A	LSU	0	9					119 A	Duke	5	8
								119 A	Duke	9	5
								119 A	Duke	1	5
								130 N	Marist	4	1
								131 A	High Point	2	3
								131 A	High Point	2	4
								131 A	High Point	7	3
								156 A	Presbyterian	4	13
								156 A	Presbyterian	9	5
								156 A	Presbyterian	0	9
								162 A	Hartford	2	6
								162 H	Hartford	10	0
								162 H	Hartford	2	3
								183 H	Albany (NY)	13	10
								187 N	Harvard	4	11
								187 N	Harvard	9	17
								187 N	Harvard	8	7
								187 N	Harvard	5	11
								196 N	Alabama St.	5	4
								196 N	Alabama St.	13	6
								201 H	Navy	3	7
								201 H	Navy	9	2
								201 H	Navy	2	7
								201 H	Navy	6	10
								206 N	Air Force	7	8
								214 N	Georgia St.	0	3
								214 N	Georgia St.	2	5
LAST 10 GAMES											
219 N	Holy Cross	4	5	236 H	LIU Brooklyn	14	6				
219 N	Holy Cross	2	8	256 H	Villanova	3	8				
162 A	Hartford	2	6	283 A	Lehigh	8	5				
162 H	Hartford	10	0	283 A	Lehigh	3	16				
162 H	Hartford	2	3	283 A	Lehigh	4	3				

Non-Div. I Games:

Army West Point

RPI	S	Opponent	Score	
219	H	Holy Cross	0	2
219	H	Holy Cross	9	2
219	H	Holy Cross	1	6
219	H	Holy Cross	1	16
219	N	Holy Cross	2	8
219	N	Holy Cross	4	5
230	A	Bucknell	5	10
230	A	Bucknell	10	1
230	A	Bucknell	7	4
230	A	Bucknell	16	14
236	H	LIU Brooklyn	14	6
245	A	Siena	9	4
254	H	Manhattan	7	5
254	H	Manhattan	6	8
256	H	Villanova	3	8
271	N	Bowling Green	0	5
271	N	Bowling Green	5	0
283	A	Lehigh	3	16
283	A	Lehigh	8	5
283	A	Lehigh	4	5
283	A	Lehigh	4	3
291	A	Lafayette	6	10
291	A	Lafayette	10	5
291	A	Lafayette	5	4
291	A	Lafayette	10	9
296	H	NYIT	8	3

Army West Point

A
r
m
y
W
e
s
t
P
o
i
n
t

A
r
m
y
W
e
s
t
P
o
i
n
t

Average RPI Win: 160		WON-LOST	WINNING	LAST 10	STRENGTH OF		OPP. STRENGTH	TEAM	ADJ	CONF.	ADJ CONF.
Average RPI Loss: 107		RECORD	PCT. RANK	GAMES	SCHEDULE		OF SCHEDULE	RPI	RPI	RPI	RPI
DIV. I ONLY		16-36-0	.30769	267	3-7-0		109	98	240	.45406	239
DIV. I NON-CONF.		10-15-0	.4	211	1-0-0		176	220	246	.4491	246
TOTALS		RPI 1-25	RPI 26-50		W-L RECORDS		RPI 51-100		RPI 101-150		RPI 150+
16-36-0		0-7-0	0-3-0		OVERALL		4-11-0		2-4-0		10-11-0
11-22-0		0-4-0	0-0-0		HOME		3-9-0		0-0-0		8-9-0
5-14-0		0-3-0	0-3-0		AWAY		1-2-0		2-4-0		2-2-0
0-0-0		0-0-0	0-0-0		NEUTRAL		0-0-0		0-0-0		0-0-0
10-15-0		0-4-0	0-0-0		NON-CONFERENCE		1-2-0		0-0-0		9-9-0
8-10-0		0-1-0	0-0-0		HOME		1-2-0		0-0-0		7-7-0
2-5-0		0-3-0	0-0-0		AWAY		0-0-0		0-0-0		2-2-0
0-0-0		0-0-0	0-0-0		NEUTRAL		0-0-0		0-0-0		0-0-0
6-21-0		0-3-0	0-3-0		CONFERENCE		3-9-0		2-4-0		1-2-0
3-12-0		0-3-0	0-0-0		HOME		2-7-0		0-0-0		1-2-0
3-9-0		0-0-0	0-3-0		AWAY		1-2-0		2-4-0		0-0-0
0-0-0		0-0-0	0-0-0		NEUTRAL		0-0-0		0-0-0		0-0-0
RPI S	Opponent	Score	RPI S	Opponent	Score	RPI S	Opponent	Score	RPI S	Opponent	Score
3 A	Louisville	1 11	33 A	Louisiana Tech	5 6	64 H	Rice	2 13	104 A	Marshall	9 10
7 A	Kentucky	2 17	33 A	Louisiana Tech	1 5	64 H	Rice	5 10	104 A	Marshall	2 3
7 H	Kentucky	3 4	33 A	Louisiana Tech	1 7	64 H	Rice	4 8	104 A	Marshall	0 8
15 H	Southern Miss.	1 13				75 H	Fla. Atlantic	3 5	117 A	Middle Tenn.	10 3
15 H	Southern Miss.	1 6				75 H	Fla. Atlantic	6 4	117 A	Middle Tenn.	9 10
15 H	Southern Miss.	0 5				75 H	Fla. Atlantic	7 6	117 A	Middle Tenn.	4 2
21 A	Vanderbilt	1 8				83 H	Charlotte	4 6	160 A	Belmont	3 11
						83 H	Charlotte	5 16	160 H	Belmont	3 2
						83 H	Charlotte	1 3	170 A	Murray St.	8 5
						91 A	UTSA	4 3	170 H	Murray St.	10 9
						91 A	UTSA	2 14	173 A	Austin Peay	22 17
						91 A	UTSA	1 7	173 H	Austin Peay	3 7
						100 H	Jacksonville St.	5 9	174 H	UAB	9 6
						100 H	Jacksonville St.	14 4	174 H	UAB	0 5
						100 H	Jacksonville St.	2 3	174 H	UAB	4 8
									200 H	Valparaiso	4 3
									200 H	Valparaiso	2 5
									200 H	Valparaiso	6 5
									205 H	Lipscomb	4 10
									223 H	Ohio	0 3
									223 H	Ohio	0 3
									223 H	Ohio	5 4
									232 A	Eastern Ky.	15 16
									232 H	Eastern Ky.	14 3
									281 H	Illinois St.	13 6
									281 H	Illinois St.	4 12
									281 H	Illinois St.	3 4
LAST 10 GAMES			LAST 10 GAMES			LAST 10 GAMES			LAST 10 GAMES		
			75 H	Fla. Atlantic	7 6				104 A	Marshall	2 3
			75 H	Fla. Atlantic	3 5				232 H	Eastern Ky.	14 3
			75 H	Fla. Atlantic	6 4				33 A	Louisiana Tech	1 5
			104 A	Marshall	0 8				33 A	Louisiana Tech	1 7
			104 A	Marshall	9 10				33 A	Louisiana Tech	5 6

Non-Div. I Games:

Western Ky.

Average RPI Win: 190		WON-LOST	WINNING	LAST 10	STRENGTH OF		OPP. STRENGTH	TEAM	ADJ		CONF.	ADJ CONF.		
Average RPI Loss: 115		RECORD	PCT. RANK	GAMES	SCHEDULE		OF SCHEDULE	RPI	RPI		RPI	RPI		
DIV. I ONLY		12-40-0	.23077	286	0-10-0		85	133	241	.45404	240	9	9	
DIV. I NON-CONF.		6-19-0	.24	269	0-2-0		95	152	236	.45724	235	10	10	
TOTALS		RPI 1-25	RPI 26-50		W-L RECORDS		RPI 51-100		RPI 101-150		RPI 150+			
12-40-0		0-2-0	0-11-0		OVERALL		2-7-0		0-3-0		10-17-0			
5-14-0		0-0-0	0-7-0		HOME		0-3-0		0-0-0		5-4-0			
7-26-0		0-2-0	0-4-0		AWAY		2-4-0		0-3-0		5-13-0			
0-0-0		0-0-0	0-0-0		NEUTRAL		0-0-0		0-0-0		0-0-0			
6-19-0		0-2-0	0-5-0		NON-CONFERENCE		1-2-0		0-0-0		5-10-0			
3-4-0		0-0-0	0-1-0		HOME		0-0-0		0-0-0		3-3-0			
3-15-0		0-2-0	0-0-		AWAY		1-2-0		0-0-0		2-7-0			
0-0-0		0-0-0	0-0-0		NEUTRAL		0-0-0		0-0-0		0-0-0			
6-21-0		0-0-0	0-6-0		CONFERENCE		1-5-0		0-3-0		5-7-0			
2-10-0		0-0-0	0-6-0		HOME		0-3-0		0-0-0		2-1-0			
4-11-0		0-0-0	0-0-0		AWAY		1-2-0		0-3-0		3-6-0			
0-0-0		0-0-0	0-0-0		NEUTRAL		0-0-0		0-0-0		0-0-0			
RPI	S	Opponent	Score		RPI	S	Opponent	Score		RPI	S	Opponent	Score	
18	A	Arkansas	2	11	32	A	Ole Miss	7	21	57	A	DBU	8	3
18	A	Arkansas	3	12	32	A	Ole Miss	3	5	57	A	DBU	0	11
					33	A	Louisiana Tech	3	12	57	A	DBU	4	12
					37	A	McNeese	5	14	72	A	Ga. Southern	3	9
					37	H	McNeese	4	32	72	A	Ga. Southern	5	4
					38	H	South Ala.	1	4	72	A	Ga. Southern	0	9
					38	H	South Ala.	2	14	90	H	UT Arlington	4	6
					38	H	South Ala.	3	8	90	H	UT Arlington	2	10
					46	H	Coastal Caro.	5	7	90	H	UT Arlington	3	10
					46	H	Coastal Caro.	5	10					
					46	H	Coastal Caro.	1	8					
						</								

Non-Div. I Games:

La.-Monroe

RPI	S	Opponent	Score	
225	H	Northwestern St.	2	11
278	A	Grambling	4	3
278	H	Grambling	7	1

La.-Monroe

L
a
.
-
M
o
n
r
o
e

L
a
.
-
M
o
n
r
o
e

Average RPI Win:	214	WON-LOST	WINNING	LAST 10	STRENGTH OF	OPP. STRENGTH	TEAM	ADJ	CONF.	ADJ CONF.	
Average RPI Loss:	166	RECORD	PCT. RANK	GAMES	SCHEDULE	OF SCHEDULE	RPI	RPI	RPI	RPI	
DIV. I ONLY	20-26-1	.43617	209	4-6-0	267	245	242	.45349	241	26	26
DIV. I NON-CONF.	8-14-1	.36957	231	0-1-0	264	137	239	.45381	239	25	25
<hr/>											
TOTALS	RPI 1-25	RPI 26-50		W-L RECORDS		RPI 51-100		RPI 101-150		RPI 150+	
20-26-1	0-0-0	0-0-0		OVERALL		2-6-0		2-2-0		16-18-1	
9-8-0	0-0-0	0-0-0		HOME		0-1-0		0-0-0		9-7-0	
10-17-1	0-0-0	0-0-0		AWAY		2-5-0		2-2-0		6-10-1	
1-1-0	0-0-0	0-0-0		NEUTRAL		0-0-0		0-0-0		1-1-0	
8-14-1	0-0-0	0-0-0		NON-CONFERENCE		2-6-0		1-0-0		5-8-1	
2-3-0	0-0-0	0-0-0		HOME		0-1-0		0-0-0		2-2-0	
5-10-1	0-0-0	0-0-		AWAY		2-5-0		1-0-0		2-5-1	
1-1-0	0-0-0	0-0-0		NEUTRAL		0-0-0		0-0-0		1-1-0	
12-12-0	0-0-0	0-0-0		CONFERENCE		0-0-0		1-2-0		11-10-0	
7-5-0	0-0-0	0-0-0		HOME		0-0-0		0-0-0		7-5-0	
5-7-0	0-0-0	0-0-0		AWAY		0-0-0		1-2-0		4-5-0	
0-0-0	0-0-0	0-0-0		NEUTRAL		0-0-0		0-0-0		0-0-0	
RPI	S	Opponent	Score	RPI	S	Opponent	Score	RPI	S	Opponent	Score
						78 H Seton Hall	0 9	101 A Rutgers		7 2	
						83 A Charlotte	2 13	130 A Marist		1 10	
						83 A Charlotte	2 12	130 A Marist		3 1	
						83 A Charlotte	2 4	130 A Marist		1 5	
						83 A Charlotte	2 12	151 A Delaware		4 3	
						92 A Georgia	8 3	151 A Delaware		5 8	
						92 A Georgia	3 9	151 N Delaware		6 21	
						92 A Georgia	11 4	154 A Canisius		0 9	
								154 A Canisius		0 7	
								154 A Canisius		3 4	
								158 H Fairfield		6 5	
								158 H Fairfield		0 1	
								158 H Fairfield		1 9	
								171 A Radford		5 11	
								171 A Radford		1 3	
								171 A Radford		0 18	
								181 A Princeton		7 7	
								210 A Campbell		12 7	
								210 A Campbell		5 7	
								213 H Niagara		6 5	
								213 H Niagara		2 1	
								213 H Niagara		2 1	
								222 H Monmouth		0 8	
								222 H Monmouth		6 5	
								222 H Monmouth		11 4	
								237 H Saint Joseph's		5 13	
								254 H Manhattan		6 8	
								254 H Manhattan		5 7	

RPI	S	Opponent	Score
254	H	Manhattan	6 1
254	H	Manhattan	5 7
261	A	Iona	2 7
261	A	Iona	4 6
261	A	Iona	10 8
270	H	Wagner	7 14
275	N	Delaware St.	4 2
289	H	NJIT	8 1
291	H	Lafayette	2 0
299	A	Saint Peter's	28 4
299	A	Saint Peter's	15 1
299	A	Saint Peter's	7 0

Rider

Average RPI Win: 215		WON-LOST	WINNING	LAST 10	STRENGTH OF		OPP. STRENGTH	TEAM	ADJ		CONF.	ADJ CONF.
Average RPI Loss: 170		RECORD	PCT. RANK	GAMES	SCHEDULE		OF SCHEDULE	RPI	RPI		RPI	RPI
DIV. I ONLY		21-30-0	.41176	222	5-5-0		269	242	243	.45345	242	24
DIV. I NON-CONF.		11-13-0	.45833	180	1-1-0		284	195	213	.47149	213	23
TOTALS		RPI 1-25	RPI 26-50		W-L RECORDS		RPI 51-100		RPI 101-150		RPI 150+	
21-30-0		0-0-0	0-0-0		OVERALL		1-4-0		3-11-0		17-15-0	
9-4-0		0-0-0	0-0-0		HOME		0-0-0		1-1-0		8-3-0	
8-25-0		0-0-0	0-0-0		AWAY		1-4-0		1-9-0		6-12-0	
4-1-0		0-0-0	0-0-0		NEUTRAL		0-0-0		1-1-0		3-0-0	
11-13-0		0-0-0	0-0-0		NON-CONFERENCE		1-4-0		1-3-0		9-6-0	
1-0-0		0-0-0	0-0-0		HOME		0-0-0		0-0-0		1-0-0	
6-12-0		0-0-0	0-0-		AWAY		1-4-0		0-2-0		5-6-0	
4-1-0		0-0-0	0-0-0		NEUTRAL		0-0-0		1-1-0		3-0-0	
10-17-0		0-0-0	0-0-0		CONFERENCE		0-0-0		2-8-0		8-9-0	
8-4-0		0-0-0	0-0-0		HOME		0-0-0		1-1-0		7-3-0	
2-13-0		0-0-0	0-0-0		AWAY		0-0-0		1-7-0		1-6-0	
0-0-0		0-0-0	0-0-0		NEUTRAL		0-0-0		0-0-0		0-0-0	
RPI S	Opponent	Score	RPI S	Opponent	Score	RPI S	Opponent	Score	RPI S	Opponent	Score	
						74 A	Minnesota	4 5	103 A	Wright St.	1 2	
						90 A	UT Arlington	5 2	103 A	Wright St.	3 5	
						90 A	UT Arlington	4 5	103 A	Wright St.	0 4	
						90 A	UT Arlington	5 8	103 H	Wright St.	4 3	
						96 A	Iowa	3 4	103 H	Wright St.	5 8	
									105 A	Lamar University	1 2	
									105 A	Lamar University	0 6	
									129 A	Ill.-Chicago	3 1	
									129 A	Ill.-Chicago	4 11	
									129 A	Ill.-Chicago	0 5	
									129 A	Ill.-Chicago	7 8	
									129 A	Ill.-Chicago	2 10	
									134 N	Illinois	4 2	
									134 N	Illinois	2 10	
									186 N	Eastern Mich.	3 0	
									186 N	Eastern Mich.	4 2	
									186 N	Eastern Mich.	15 4	
									191 A	Bradley	5 11	
									191 A	Bradley	13 4	
									191 A	Bradley	2 3	
									200 H	Valparaiso	4 7	
									200 H	Valparaiso	3 11	
									204 A	Northwestern	4 6	
									227 A	Northern Ky.	5 6	
									227 A	Northern Ky.	9 13	
									227 A	Northern Ky.	4 7	
									227 H	Northern Ky.	8 1	
LAST 10 GAMES												
			200 H	Valparaiso	4 7	227 H	Northern Ky.	8 1	204 A	Northwestern	4 6	
			200 H	Valparaiso	3 11	227 H	Northern Ky.	15 0	227 A	Northern Ky.	5 6	
			103 H	Wright St.	5 8	129 A	Ill.-Chicago	2 10	227 A	Northern Ky.	9 13	
			103 H	Wright St.	4 3	129 A	Ill.-Chicago	3 1	227 A	Northern Ky.	4 7	
			282 H	Chicago St.	17 1	281 A	Illinois St.	7 8	227 H	Northern Ky.	8 1	

Non-Div. I Games:

Milwaukee

RPI	S	Opponent	Score	
227	H	Northern Ky.	15	0
233	A	Oakland	6	12
233	A	Oakland	6	9
233	H	Oakland	10	3
233	H	Oakland	5	4
233	H	Oakland	4	3
258	A	Northern Ill.	2	0
263	A	Evansville	8	2
263	A	Evansville	7	5
263	A	Evansville	0	2
263	A	Evansville	4	6
272	A	Youngstown St.	5	2
272	A	Youngstown St.	1	5
272	H	Youngstown St.	14	5
272	H	Youngstown St.	5	6
272	H	Youngstown St.	3	0
281	A	Illinois St.	7	8
282	A	Chicago St.	15	1
282	H	Chicago St.	17	1

Milwaukee

M
i
l
w
a
u
k
e
e

M
i
l
w
a
u
k
e
e

Towson

Average RPI Win:		221	WON-LOST RECORD		WINNING PCT. RANK		LAST 10 GAMES		STRENGTH OF SCHEDULE		OPP. STRENGTH OF SCHEDULE		TEAM RPI		ADJ RPI		CONF. RPI		ADJ CONF. RPI	
Average RPI Loss:		161																		
DIV. I ONLY			19-32-0		.37255 242		3-7-0		191		251		244		.45342 243		21		21	
DIV. I NON-CONF.			14-16-0		.46667 173		2-2-0		155		281		187		.48357 187		21		21	
TOTALS		RPI 1-25		RPI 26-50		W-L RECORDS		RPI 51-100		RPI 101-150		RPI 150+								
19-32-0		0-2-0		0-1-0		OVERALL		0-3-0		1-6-0		18-20-0								
11-10-0		0-0-0		0-0-0		HOME		0-0-0		1-3-0		10-7-0								
8-19-0		0-2-0		0-0-0		AWAY		0-3-0		0-3-0		8-10-0								
0-3-0		0-0-0		0-1-0		NEUTRAL		0-0-0		0-0-0		0-2-0								
14-16-0		0-2-0		0-1-0		NON-CONFERENCE		0-3-0		0-1-0		14-9-0								
9-3-0		0-0-0		0-0-0		HOME		0-0-0		0-1-0		9-2-0								
5-10-0		0-2-0		0-0-		AWAY		0-3-0		0-0-0		5-5-0								
0-3-0		0-0-0		0-1-0		NEUTRAL		0-0-0		0-0-0		0-2-0								
5-16-0		0-0-0		0-0-0		CONFERENCE		0-0-0		1-5-0		4-11-0								
2-7-0		0-0-0		0-0-0		HOME		0-0-0		1-2-0		1-5-0								
3-9-0		0-0-0		0-0-0		AWAY		0-0-0		0-3-0		3-6-0								
0-0-0		0-0-0		0-0-0		NEUTRAL		0-0-0		0-0-0		0-0-0								
RPI S	Opponent		Score		RPI S	Opponent		Score		RPI S	Opponent		Score		RPI S	Opponent		Score		
10 A	Virginia		4	8	36 N	Maryland		5	6	85 A	East Carolina		4	9	112 H	William & Mary		3	12	
10 A	Virginia		2	3						85 A	East Carolina		7	12	112 H	William & Mary		7	1	
										85 A	East Carolina		5	8	112 H	William & Mary		1	8	
															115 H	Cornell		14	27	
															142 A	Col. of Charleston		3	16	
															142 A	Col. of Charleston		0	5	
															142 A	Col. of Charleston		1	8	
															151 A	Delaware		0	8	
															151 A	Delaware		5	7	
															151 A	Delaware		1	11	
															166 A	UMBC		7	3	
															166 H	UMBC		4	2	
															167 H	Northeastern		2	5	
															167 H	Northeastern		5	7	
															167 H	Northeastern		3	5	
															172 A	CSUN		6	5	
															172 A	CSUN		7	2	
															172 A	CSUN		4	1	
															172 A	CSUN		5	11	
															178 A	George Washington		4	13	
															178 H	George Washington		8	4	
															184 A	George Mason		14	2	
															184 H	George Mason		6	10	
															189 N	UMass Lowell		8	10	
															199 H	Elon		4	5	
															199 H	Elon		1	8	
															199 H	Elon		11	10	
				LAST 10 GAMES																
				151 A	Delaware	0	8	226 A	James Madison	6	7	184 H	George Mason	6	10					
				151 A	Delaware	1	11	226 A	James Madison	4	7	189 N	UMass Lowell	8	10					
				151 A	Delaware	5	7	226 A	James Madison	8	6	199 H	Elon	4	5					
				166 H	UMBC	4	2	36 N	Maryland	5	6	199 H	Elon	1	8					
				288 H	UMES	4	3	184 H	George Mason	6	10	199 H	Elon	11	10					

Non-Div. I Games:

Towson

RPI	S	Opponent	Score
201	A	Navy	6 11
226	A	James Madison	8 6
226	A	James Madison	6 7
226	A	James Madison	4 7
260	H	Norfolk St.	0 8
260	H	Norfolk St.	5 0
261	N	Iona	1 3
266	A	Hofstra	5 11
266	A	Hofstra	12 6
266	A	Hofstra	10 2
270	H	Wagner	6 3
270	H	Wagner	2 1
270	H	Wagner	3 2
275	A	Delaware St.	1 8
275	H	Delaware St.	7 6
288	A	UMES	4 10
288	H	UMES	4 3
294	H	Coppin St.	7 5

Towson

Average RPI Win:		189	WON-LOST RECORD		WINNING PCT. RANK		LAST 10 GAMES		STRENGTH OF SCHEDULE		OPP. STRENGTH OF SCHEDULE		TEAM RPI		ADJ RPI		CONF. RPI		ADJ CONF. RPI	
DIV. I ONLY			17-30-0		.3617 247		3-7-0		236		235		245		.45341 244		26		26	
DIV. I NON-CONF.			7-19-0		.26923 260		0-4-0		151		145		225		.46575 225		25		25	
TOTALS		RPI 1-25		RPI 26-50		W-L RECORDS		RPI 51-100		RPI 101-150		RPI 150+								
17-30-0		0-1-0		0-1-0		OVERALL		4-4-0		3-1-0		10-23-0								
7-4-0		0-0-0		0-0-0		HOME		0-0-0		3-1-0		4-3-0								
9-24-0		0-1-0		0-1-0		AWAY		3-4-0		0-0-0		6-18-0								
1-2-0		0-0-0		0-0-0		NEUTRAL		1-0-0		0-0-0		0-2-0								
7-19-0		0-1-0		0-1-0		NON-CONFERENCE		4-4-0		0-1-0		3-12-0								
0-2-0		0-0-0		0-0-0		HOME		0-0-0		0-1-0		0-1-0								
6-15-0		0-1-0		0-0-		AWAY		3-4-0		0-0-0		3-9-0								
1-2-0		0-0-0		0-0-0		NEUTRAL		1-0-0		0-0-0		0-2-0								
10-11-0		0-0-0		0-0-0		CONFERENCE		0-0-0		3-0-0		7-11-0								
7-2-0		0-0-0		0-0-0		HOME		0-0-0		3-0-0		4-2-0								
3-9-0		0-0-0		0-0-0		AWAY		0-0-0		0-0-0		3-9-0								
0-0-0		0-0-0		0-0-0		NEUTRAL		0-0-0		0-0-0		0-0-0								
RPI	S	Opponent	Score		RPI	S	Opponent	Score		RPI	S	Opponent	Score		RPI	S	Opponent	Score		
9	A	Wake Forest	1	2	42	A	UConn	3	4	53	A	Rhode Island	5	15	130	H	Marist	4	2	
										71	N	Kent St.	4	2	130	H	Marist	2	0	
										87	A	Boston College	1	5	130	H	Marist	7	4	
										87	A	Boston College	0	3	144	H	Bryant	6	7	
										91	A	UTSA	8	7	154	H	Canisius	4	10	
										91	A	UTSA	1	12	154	H	Canisius	7	4	
										91	A	UTSA	5	4	154	H	Canisius	2	3	
										91	A	UTSA	12	10	157	A	Central Conn. St.	3	6	
															157	H	Central Conn. St.	13	24	
															162	A	Hartford	5	6	
															162	N	Hartford	4	6	
															171	N	Radford	0	4	
															176	A	Gardner-Webb	2	5	
															195	A	VMI	5	9	
															195	A	VMI	7	13	
															195	A	VMI	8	5	
															210	A	Campbell	6	11	
															210	A	Campbell	7	5	
															210	A	Campbell	7	10	
															213	A	Niagara	8	17	
															213	A	Niagara	1	2	
															213	A	Niagara	2	10	
					</															

Non-Div. I Games:

Quinnipiac

RPI	S	Opponent	Score
253	A	USC Upstate	3 5
254	A	Manhattan	3 0
254	A	Manhattan	2 7
254	A	Manhattan	4 0
261	A	Iona	1 2
261	A	Iona	1 0
261	A	Iona	4 12
299	H	Saint Peter's	13 1
299	H	Saint Peter's	5 1
299	H	Saint Peter's	7 0

Quinnipiac

S
i
e
n
a

Siena

RPI	S	Opponent	Score	
223	A	Ohio	4	2
223	A	Ohio	4	7
238	H	Army West Point	4	9
254	A	Manhattan	2	1
254	A	Manhattan	4	5
254	A	Manhattan	12	1
261	H	Iona	6	9
261	H	Iona	3	8
261	H	Iona	6	12
290	A	Fairleigh Dickinson	9	7
296	A	NYIT	5	5
296	A	NYIT	6	0
296	A	NYIT	5	3
299	A	Saint Peter's	17	2
299	A	Saint Peter's	12	4
299	A	Saint Peter's	8	7

Siena

S
i
e
n
a

S
i
e
n
a

UNLV

UNLV

RPI	S	Opponent	Score	
279	H	Omaha	2	8
279	H	Omaha	20	3

UNLV

U
N
L
V

U
N
L
V

RPI	S	Opponent	Score	
252	A	UTRGV	5	4
264	H	Utah Valley	1	6
264	H	Utah Valley	7	0
264	H	Utah Valley	5	9
273	H	Seattle U	11	10
273	H	Seattle U	12	14
273	H	Seattle U	1	10
279	A	Omaha	9	4
279	A	Omaha	7	3

Northern Colo.

N
o
r
t
h
e
r
n
C
o
l
o
.

N
o
r
t
h
e
r
n
C
o
l
o
.

Average RPI Win: 199		WON-LOST	WINNING	LAST 10	STRENGTH OF		OPP. STRENGTH	TEAM	ADJ		CONF.	ADJ CONF.			
Average RPI Loss: 116		RECORD	PCT. RANK	GAMES	SCHEDULE		OF SCHEDULE	RPI	RPI		RPI	RPI			
DIV. I ONLY		17-32-0	.34694	253	4-6-0		167	152	248		13	13			
DIV. I NON-CONF.		12-13-0	.48	166	1-4-0		198	150	206		11	11			
TOTALS		RPI 1-25	RPI 26-50		W-L RECORDS		RPI 51-100		RPI 101-150		RPI 150+				
17-32-0		0-0-0	0-4-0		OVERALL		1-17-0		4-0-0		12-11-0				
15-9-0		0-0-0	0-0-0		HOME		0-3-0		4-0-0		11-6-0				
2-23-0		0-0-0	0-4-0		AWAY		1-14-0		0-0-0		1-5-0				
0-0-0		0-0-0	0-0-0		NEUTRAL		0-0-0		0-0-0		0-0-0				
12-13-0		0-0-0	0-4-0		NON-CONFERENCE		1-2-0		4-0-0		7-7-0				
11-4-0		0-0-0	0-0-0		HOME		0-0-0		4-0-0		7-4-0				
1-9-0		0-0-0	0-0-		AWAY		1-2-0		0-0-0		0-3-0				
0-0-0		0-0-0	0-0-0		NEUTRAL		0-0-0		0-0-0		0-0-0				
5-19-0		0-0-0	0-0-0		CONFERENCE		0-15-0		0-0-0		5-4-0				
4-5-0		0-0-0	0-0-0		HOME		0-3-0		0-0-0		4-2-0				
1-14-0		0-0-0	0-0-0		AWAY		0-12-0		0-0-0		1-2-0				
0-0-0		0-0-0	0-0-0		NEUTRAL		0-0-0		0-0-0		0-0-0				
RPI	S	Opponent	Score	RPI	S	Opponent	Score	RPI	S	Opponent	Score	RPI	S	Opponent	Score
				28	A	Florida St.	8 9	52	A	San Diego	4 10	116	H	Washington St.	14 8
				28	A	Florida St.	3 5	52	A	San Diego	0 1	127	H	Cal Poly	2 0
				28	A	Florida St.	3 5	52	A	San Diego	5 9	127	H	Cal Poly	16 0
				28	A	Florida St.	5 18	56	A	Loyola Marymount	6 15	127	H	Cal Poly	8 3
								56	A	Loyola Marymount	4 5	159	A	Fresno St.	4 10
								56	A	Loyola Marymount	7 8	159	H	Fresno St.	12 11
								58	A	Saint Mary's (CA)	1 5	168	H	UC Davis	3 2
								58	A	Saint Mary's (CA)	2 3	197	H	Pepperdine	6 7
								58	A	Saint Mary's (CA)	9 15	197	H	Pepperdine	4 1
								68	A	Gonzaga	0 9	197	H	Pepperdine	11 5
								68	A	Gonzaga	0 4	209	H	Penn St.	2 11
								68	A	Gonzaga	4 9	209	H	Penn St.	6 1
								70	H	BYU	2 5	209	H	Penn St.	4 11
								70	H	BYU	0 6	211	A	Sacramento St.	1 9
								70	H	BYU	1 12	211	H	Sacramento St.	2 5
								89	A	San Diego St.	5 11	235	A	San Jose St.	2 9
								89	A	San Diego St.	0 11	235	H	San Jose St.	12 10
								89	A	San Diego St.	5 1	265	A	Santa Clara	2 7
												265	A	Santa Clara	6 2
												265	A	Santa Clara	3 5
												273	H	Seattle U	7 5
												273	H	Seattle U	4 17
												273	H	Seattle U	13 4
												273	H	Seattle U	4 3
												277	H	Portland	7 10
												277	H	Portland	2 0
												277	H	Portland	3 1
LAST 10 GAMES				265	A	Santa Clara	6 2	28	A	Florida St.	3 5	273	H	Seattle U	13 4
				265	A	Santa Clara	2 7	28	A	Florida St.	5 18	273	H	Seattle U	4 3
				265	A	Santa Clara	3 5	28	A	Florida St.	8 9	277	H	Portland	7 10
				168	H	UC Davis	3 2	277	H	Portland	2 0	277	H	Portland	2 0
				28	A	Florida St.	3 5	277	H	Portland	3 1	277	H	Portland	3 1

Non-Div. I Games:

Pacific

Average RPI Win: 257		WON-LOST RECORD		WINNING PCT. RANK		LAST 10 GAMES		STRENGTH OF SCHEDULE		OPP. STRENGTH OF SCHEDULE		TEAM RPI		ADJ RPI		CONF. RPI		ADJ CONF. RPI	
DIV. I ONLY		18-22-0		.45 194		6-4-0		273		277		249		.45036 249		30		30	
DIV. I NON-CONF.		3-10-0		.23077 271		0-0-0		199		79		256		.43908 256		28		28	
TOTALS		RPI 1-25		RPI 26-50		W-L RECORDS		RPI 51-100		RPI 101-150		RPI 150+							
18-22-0		0-0-0		0-0-0		OVERALL		2-10-0		0-0-0		16-12-0							
7-5-0		0-0-0		0-0-0		HOME		1-2-0		0-0-0		6-3-0							
9-13-0		0-0-0		0-0-0		AWAY		1-8-0		0-0-0		8-5-0							
2-4-0		0-0-0		0-0-0		NEUTRAL		0-0-0		0-0-0		2-4-0							
3-10-0		0-0-0		0-0-0		NON-CONFERENCE		1-5-0		0-0-0		2-5-0							
0-0-0		0-0-0		0-0-0		HOME		0-0-0		0-0-0		0-0-0							
1-6-0		0-0-0		0-0-		AWAY		1-5-0		0-0-0		0-1-0							
2-4-0		0-0-0		0-0-0		NEUTRAL		0-0-0		0-0-0		2-4-0							
15-12-0		0-0-0		0-0-0		CONFERENCE		1-5-0		0-0-0		14-7-0							
7-5-0		0-0-0		0-0-0		HOME		1-2-0		0-0-0		6-3-0							
8-7-0		0-0-0		0-0-0		AWAY		0-3-0		0-0-0		8-4-0							
0-0-0		0-0-0		0-0-0		NEUTRAL		0-0-0		0-0-0		0-0-0							
RPI	S	Opponent	Score	RPI	S	Opponent	Score	RPI	S	Opponent	Score	RPI	S	Opponent	Score				
								67	A	Oklahoma St.	2 1	157	N	Central Conn. St.	4 6				
								67	A	Oklahoma St.	3 6	157	N	Central Conn. St.	6 15				
								67	A	Oklahoma St.	3 8	165	A	Creighton	5 6				
								74	A	Minnesota	2 5	193	N	Maine	0 6				
								74	A	Minnesota	5 7	193	N	Maine	3 4				
								93	A	Oral Roberts	2 6	250	A	North Dakota St.	1 4				
								93	A	Oral Roberts	6 7	250	A	North Dakota St.	1 0				
								93	A	Oral Roberts	5 11	250	A	North Dakota St.	1 4				
								93	H	Oral Roberts	5 14	250	H	North Dakota St.	4 11				
								93	H	Oral Roberts	6 8	250	H	North Dakota St.	2 1				
								93	H	Oral Roberts	5 2	250	H	North Dakota St.	0 3				
								96	A	Iowa	3 4	258	N	Northern Ill.	7 2				
												269	A	Western Ill.	4 8				
												269	A	Western Ill.	13 5				
												269	A	Western Ill.	2 7				
												269	H	Western Ill.	5 7				
												269	H	Western Ill.	18 8				
												269	H	Western Ill.	8 7				
												279	A	Omaha	15 0				
												279	A	Omaha	5 2				
												279	A	Omaha	13 4				
												282	N	Chicago St.	3 1				
												298	A	Fort Wayne	10 5				
												298	A	Fort Wayne	12 3				
												298	A	Fort Wayne	11 2				
												298	H	Fort Wayne	12 2				
												298	H	Fort Wayne	1 0				
Non-Div. I Games:		Minn.-Crookston		8 4		Dakota Wesleyan		1 0		Waldorf		5 3		Waldorf		10 4		South Dakota St.	

South Dakota St.

Average RPI Win:	245	WON-LOST RECORD	WINNING PCT. RANK	LAST 10 GAMES		STRENGTH OF SCHEDULE	OPP. STRENGTH OF SCHEDULE	TEAM RPI	ADJ RPI	CONF. RPI	ADJ CONF. RPI	
DIV. I ONLY		24-22-0	.52174	130	7-2-0	290	278	250	.45026	250	30	30
DIV. I NON-CONF.		7-12-0	.36842	232	0-0-0	298	267	280	.41816	280	28	28
<hr/>												
TOTALS	RPI 1-25		RPI 26-50		W-L RECORDS		RPI 51-100		RPI 101-150		RPI 150+	
24-22-0	0-0-0		0-0-0		OVERALL		3-6-0		1-2-0		20-14-0	
11-5-0	0-0-0		0-0-0		HOME		2-2-0		0-0-0		9-3-0	
12-13-0	0-0-0		0-0-0		AWAY		1-4-0		0-0-0		11-9-0	
1-4-0	0-0-0		0-0-0		NEUTRAL		0-0-0		1-2-0		0-2-0	
7-12-0	0-0-0		0-0-0		NON-CONFERENCE		1-2-0		1-2-0		5-8-0	
0-1-0	0-0-0		0-0-0		HOME		0-1-0		0-0-0		0-0-0	
6-7-0	0-0-0		0-0-		AWAY		1-1-0		0-0-0		5-6-0	
1-4-0	0-0-0		0-0-0		NEUTRAL		0-0-0		1-2-0		0-2-0	
17-10-0	0-0-0		0-0-0		CONFERENCE		2-4-0		0-0-0		15-6-0	
11-4-0	0-0-0		0-0-0		HOME		2-1-0		0-0-0		9-3-0	
6-6-0	0-0-0		0-0-0		AWAY		0-3-0		0-0-0		6-3-0	
0-0-0	0-0-0		0-0-0		NEUTRAL		0-0-0		0-0-0		0-0-0	
RPI	S	Opponent	Score	RPI	S	Opponent	Score	RPI	S	Opponent	Score	
						74 A Minnesota	3 1	128 N St. Bonaventure		3 7		
						74 A Minnesota	1 7	128 N St. Bonaventure		3 10		
						74 H Minnesota	1 6	128 N St. Bonaventure		10 0		
						93 A Oral Roberts	1 5	247 A Northern Colo.		7 4		
						93 A Oral Roberts	2 8	247 A Northern Colo.		5 7		
						93 A Oral Roberts	1 9	247 A Northern Colo.		2 8		
						93 H Oral Roberts	0 4	247 A Northern Colo.		6 7		
						93 H Oral Roberts	10 7	249 A South Dakota St.		3 0		
						93 H Oral Roberts	3 2	249 A South Dakota St.		1 2		
								249 A South Dakota St.		11 4		
								249 H South Dakota St.		4 1		
								249 H South Dakota St.		4 1		
								249 H South Dakota St.		0 1		
								262 N Massachusetts		5 9		
								267 A Abilene Christian		3 5		
								267 A Abilene Christian		1 9		
								267 A Abilene Christian		1 4		
								269 A Western Ill.		7 5		
								269 A Western Ill.		1 5		
								269 A Western Ill.		1 0		
								269 H Western Ill.		8 0		
								269 H Western Ill.		6 3		
								269 H Western Ill.		5 2		
						269 H Western Ill.	6 3	279 A Omaha		6 1		
						269 H Western Ill.	8 0	279 A Omaha		0 10		
						269 H Western Ill.	5 2	279 A Omaha		1 0		
						93 H Oral Roberts	0 4	279 A Omaha		10 2		
						93 H Oral Roberts	3 2	279 H Omaha				

Non-Div. I Games:	Valley City St.	8	3	Dakota Wesleyan	3	2	Minot St.	7	4	North Dakota St.
-------------------	-----------------	---	---	-----------------	---	---	-----------	---	---	------------------

RPI	S	Opponent	Score	
279	H	Omaha	3	6
279	H	Omaha	1	3
283	N	Lehigh	0	4
293	A	Mississippi Val.	9	3
293	A	Mississippi Val.	9	6
293	A	Mississippi Val.	10	4
293	A	Mississippi Val.	7	4
298	H	Fort Wayne	6	4
298	H	Fort Wayne	12	2
298	H	Fort Wayne	2	1

North Dakota St.

N
o
r
t
h
D
a
k
o
t
a
S
t
.

N
o
r
t
h
D
a
k
o
t
a
S
t
.

Average RPI Win: 207		WON-LOST	WINNING	LAST 10	STRENGTH OF		OPP. STRENGTH	TEAM	ADJ		CONF.	ADJ CONF.															
Average RPI Loss: 152		RECORD	PCT. RANK	GAMES	SCHEDULE		OF SCHEDULE	RPI	RPI		RPI	RPI															
DIV. I ONLY		17-32-0	.34694	253	3-7-0		159	227	251	.44954	251	22	22														
DIV. I NON-CONF.		11-18-0	.37931	228	2-1-0		177	230	243	.45115	243	24	24														
TOTALS		RPI 1-25	RPI 26-50		W-L RECORDS		RPI 51-100		RPI 101-150		RPI 150+																
17-32-0		0-2-0	1-4-0		OVERALL		1-3-0		1-3-0		14-20-0																
10-15-0		0-0-0	1-1-0		HOME		1-3-0		1-1-0		7-10-0																
6-16-0		0-2-0	0-2-0		AWAY		0-0-0		0-2-0		6-10-0																
1-1-0		0-0-0	0-1-0		NEUTRAL		0-0-0		0-0-0		1-0-0																
11-18-0		0-2-0	1-4-0		NON-CONFERENCE		0-1-0		1-1-0		9-10-0																
8-8-0		0-0-0	1-1-0		HOME		0-1-0		1-1-0		6-5-0																
2-9-0		0-2-0	0-0-		AWAY		0-0-0		0-0-0		2-5-0																
1-1-0		0-0-0	0-1-0		NEUTRAL		0-0-0		0-0-0		1-0-0																
6-14-0		0-0-0	0-0-0		CONFERENCE		1-2-0		0-2-0		5-10-0																
2-7-0		0-0-0	0-0-0		HOME		1-2-0		0-0-0		1-5-0																
4-7-0		0-0-0	0-0-0		AWAY		0-0-0		0-2-0		4-5-0																
0-0-0		0-0-0	0-0-0		NEUTRAL		0-0-0		0-0-0		0-0-0																
RPI S	Opponent	Score		RPI S	Opponent	Score		RPI S	Opponent	Score		RPI S	Opponent	Score													
2	A North Carolina	4	5	29	N St. John's (NY)	3	7	53	H Rhode Island	1	5	112	H William & Mary	10	11												
23	A Texas	0	9	36	A Maryland	11	12	53	H Rhode Island	5	16	115	H Cornell	8	7												
				39	H Old Dominion	5	1	53	H Rhode Island	7	6	128	A St. Bonaventure	5	6												
				46	A Coastal Caro.	5	8	81	H Michigan St.	4	13	128	A St. Bonaventure	2	7												
				50	H Binghamton	0	15					163	A Saint Louis	2	8												
												163	A Saint Louis	11	7												
												163	A Saint Louis	3	4												
												178	H George Washington	2	4												
												178	H George Washington	8	5												
												178	H George Washington	4	10												
												182	A Texas St.	5	6												
												182	A Texas St.	3	18												
												182	A Texas St.	2	13												
												184	H George Mason	6	7												
												184	H George Mason	3	12												
												184	H George Mason	3	4												
												195	A VMI	3	6												
												198	N N.C. A&T	3	1												
												208	H UNC Asheville	4	2												
												208	H UNC Asheville	5	3												
												208	H UNC Asheville	1	4												
												210	H Campbell	4	5												
												220	H Toledo	4	6												
												220	H Toledo	15	9												
												226	A James Madison	7	9												
												237	A Saint Joseph's	10	2												
												237	A Saint Joseph's	1	2												
LAST 10 GAMES				163 A Saint Louis				2	8	128 A St. Bonaventure				5	6	220 A St. Bonaventure				2	7	2 A North Carolina				4	5
				163 A Saint Louis				11	7	184 H George Mason				3	4	237 A Saint Joseph's				10	2	184 H George Mason				3	12
				163 A Saint Louis				3	4	184 H George Mason				3	12	237 A Saint Joseph's				1	2						
				294 A Coppin St.				7	4																		
				39 H Old Dominion				5	1																		

Non-Div. I Games:

Richmond

RPI	S	Opponent	Score	
237	A	Saint Joseph's	0	1
259	H	Longwood	11	7
260	H	Norfolk St.	8	10
268	A	Dayton	11	1
268	A	Dayton	10	5
268	A	Dayton	5	6
272	H	Youngstown St.	7	1
272	H	Youngstown St.	5	2
272	H	Youngstown St.	5	8
274	A	Incarnate Word	7	5
294	A	Coppin St.	7	4

R
i
c
h
m
o
n
d

R
i
c
h
m
o
n
d

Richmond

UTRGV

Average RPI Win: 237		WON-LOST RECORD		WINNING PCT. RANK		LAST 10 GAMES		STRENGTH OF SCHEDULE		OPP. STRENGTH OF SCHEDULE		TEAM RPI		ADJ RPI		CONF. RPI		ADJ CONF. RPI	
DIV. I ONLY		24-25-0		.4898 161		5-5-0		268		229		252		.44863 252		25		25	
DIV. I NON-CONF.		17-11-0		.60714 82		2-0-0		250		209		175		.48849 175		26		26	
TOTALS		RPI 1-25		RPI 26-50		W-L RECORDS		RPI 51-100		RPI 101-150		RPI 150+							
24-25-0		0-3-0		0-3-0		OVERALL		0-0-0		2-7-0		22-12-0							
20-11-0		0-0-0		0-0-0		HOME		0-0-0		2-1-0		18-10-0							
4-14-0		0-3-0		0-3-0		AWAY		0-0-0		0-6-0		4-2-0							
0-0-0		0-0-0		0-0-0		NEUTRAL		0-0-0		0-0-0		0-0-0							
17-11-0		0-3-0		0-3-0		NON-CONFERENCE		0-0-0		2-1-0		15-4-0							
15-4-0		0-0-0		0-0-0		HOME		0-0-0		2-1-0		13-3-0							
2-7-0		0-3-0		0-0-		AWAY		0-0-0		0-0-0		2-1-0							
0-0-0		0-0-0		0-0-0		NEUTRAL		0-0-0		0-0-0		0-0-0							
7-14-0		0-0-0		0-0-0		CONFERENCE		0-0-0		0-6-0		7-8-0							
5-7-0		0-0-0		0-0-0		HOME		0-0-0		0-0-0		5-7-0							
2-7-0		0-0-0		0-0-0		AWAY		0-0-0		0-6-0		2-1-0							
0-0-0		0-0-0		0-0-0		NEUTRAL		0-0-0		0-0-0		0-0-0							
RPI S	Opponent	Score		RPI S	Opponent	Score		RPI S	Opponent	Score		RPI S	Opponent	Score					
6 A	TCU	2	10	26 A	Houston	2	11					105 H	Lamar University	6	5				
6 A	TCU	2	18	35 A	Texas A&M	4	7					105 H	Lamar University	1	5				
23 A	Texas	7	9	35 A	Texas A&M	7	16					105 H	Lamar University	3	1				
												109 A	New Mexico St.	2	10				
												109 A	New Mexico St.	4	7				
												109 A	New Mexico St.	5	15				
												138 A	Grand Canyon	4	9				
												138 A	Grand Canyon	4	5				
												138 A	Grand Canyon	8	9				
												179 A	CSU Bakersfield	5	6				
												179 A	CSU Bakersfield	13	12				
												179 A	CSU Bakersfield	4	2				
												182 A	Texas St.	9	11				
												194 A	A&M-Corpus Christi	4	3				
												194 H	A&M-Corpus Christi	13	3				
												194 H	A&M-Corpus Christi	1	4				
												194 H	A&M-Corpus Christi	6	7				
												194 H	A&M-Corpus Christi	1	7				
												216 H	Buffalo	4	2				
												216 H	Buffalo	6	4				
												216 H	Buffalo	8	1				
												216 H	Buffalo	5	4				
												247 H	Northern Colo.	4	5				
												247 H	Northern Colo.	6	5				
												247 H	Northern Colo.	5	6				
												194 H	A&M-Corpus Christi	13	3				
												138 A	Grand Canyon	8	9				
												138 A	Grand Canyon	4	5				

Non-Div. I Games: Arlington Baptist 7 3 Arlington Baptist 4 2

UTRGV

RPI	S	Opponent	Score	
264	H	Utah Valley	1	4
273	H	Seattle U	5	6
273	H	Seattle U	7	6
273	H	Seattle U	12	9
274	A	Incarnate Word	6	4
276	H	Texas Southern	5	4
276	H	Texas Southern	9	0
276	H	Texas Southern	11	4
276	H	Texas Southern	12	2
282	H	Chicago St.	10	9
282	H	Chicago St.	7	1
282	H	Chicago St.	5	12
285	H	Prairie View	11	0
285	H	Prairie View	4	0
285	H	Prairie View	10	3
285	H	Prairie View	6	1

UTRGV

U
T
R
G
V

U
T
R
G
V

Average RPI Win:	190	WON-LOST	WINNING	LAST 10	STRENGTH OF	OPP. STRENGTH	TEAM	ADJ	CONF.	ADJ CONF.	
Average RPI Loss:	144	RECORD	PCT. RANK	GAMES	SCHEDULE	OF SCHEDULE	RPI	RPI	RPI	RPI	
DIV. I ONLY	22-29-0	.43137	210	4-6-0	214	138	253	.44836	253	20	20
DIV. I NON-CONF.	17-16-0	.51515	143	2-0-0	279	168	258	.43853	258	22	22
<hr/>											
TOTALS	RPI 1-25	RPI 26-50		W-L RECORDS		RPI 51-100		RPI 101-150		RPI 150+	
22-29-0	0-0-0	0-0-0		OVERALL		1-5-0		5-12-0		16-12-0	
18-18-0	0-0-0	0-0-0		HOME		0-0-0		4-12-0		14-6-0	
3-11-0	0-0-0	0-0-0		AWAY		1-5-0		1-0-0		1-6-0	
1-0-0	0-0-0	0-0-0		NEUTRAL		0-0-0		0-0-0		1-0-0	
<hr/>											
17-16-0	0-0-0	0-0-0		NON-CONFERENCE		0-0-0		2-9-0		15-7-0	
14-13-0	0-0-0	0-0-0		HOME		0-0-0		1-9-0		13-4-0	
2-3-0	0-0-0	0-0-		AWAY		0-0-0		1-0-0		1-3-0	
1-0-0	0-0-0	0-0-0		NEUTRAL		0-0-0		0-0-0		1-0-0	
<hr/>											
5-13-0	0-0-0	0-0-0		CONFERENCE		1-5-0		3-3-0		1-5-0	
4-5-0	0-0-0	0-0-0		HOME		0-0-0		3-3-0		1-2-0	
1-8-0	0-0-0	0-0-0		AWAY		1-5-0		0-0-0		0-3-0	
0-0-0	0-0-0	0-0-0		NEUTRAL		0-0-0		0-0-0		0-0-0	
<hr/>											
RPI S	Opponent	Score	RPI S	Opponent	Score	RPI S	Opponent	Score	RPI S	Opponent	Score
						55 A FGCU	6	7	101 H Rutgers	1	5
						55 A FGCU	3	1	101 H Rutgers	7	10
						55 A FGCU	6	11	101 H Rutgers	3	11
						80 A Jacksonville	1	8	103 H Wright St.	1	5
						80 A Jacksonville	1	8	107 H North Florida	4	3
						80 A Jacksonville	0	4	107 H North Florida	2	7
									107 H North Florida	2	1
									113 H Virginia Tech	2	8
									113 H Virginia Tech	3	11
									113 H Virginia Tech	8	9
									133 H Pittsburgh	9	5
									133 H Pittsburgh	1	3
									136 A Furman	14	7
									136 H Furman	4	7
						147 H Stetson	4	6			
						147 H Stetson	0	11			
						147 H Stetson	5	2			
						152 A Wofford	2	4			
						152 H Wofford	14	10			
						152 H Wofford	6	5			
			156 A Presbyterian	6	5						
			LAST 10 GAMES			156 H Presbyterian	5	4			
			80 A Jacksonville	0	4	107 H North Florida	2	7			
			80 A Jacksonville	1	8	107 H North Florida	2	1			
			80 A Jacksonville	1	8	156 A Presbyterian	6	5			
			152 H Wofford	6	5	147 H Stetson	4	6			
			107 H North Florida	4	3	147 H Stetson	0	11			
			203 H Georgetown	12	0						

Non-Div. I Games:

USC Upstate

RPI	S	Opponent	Score	
205	H	Lipscomb	4	19
205	H	Lipscomb	3	5
205	H	Lipscomb	16	7
208	A	UNC Asheville	4	8
208	H	UNC Asheville	10	9
222	H	Monmouth	14	5
226	H	James Madison	1	2
231	A	Charleston So.	3	4
231	H	Charleston So.	5	1
231	N	Charleston So.	10	4
244	H	Quinnipiac	5	3
244	H	Quinnipiac	3	11
244	H	Quinnipiac	5	3
259	H	Longwood	10	5
268	H	Dayton	21	20
280	H	La Salle	6	3
280	H	La Salle	7	3
280	H	La Salle	1	8

USC Upstate

Non-Div. I Games:

Manhattan

RPI	S	Opponent	Score	
244	H	Quinnipiac	0	3
244	H	Quinnipiac	0	4
244	H	Quinnipiac	7	2
245	H	Siena	5	4
245	H	Siena	1	12
245	H	Siena	1	2
261	A	Iona	4	1
261	A	Iona	2	5
261	A	Iona	1	4
266	A	Hofstra	6	3
266	H	Hofstra	2	8
283	N	Lehigh	16	0

Manhattan

M
a
n
h
a
t
t
a
n

M
a
n
h
a
t
t
a
n

Average RPI Win: 215		WON-LOST	WINNING	LAST 10	STRENGTH OF		OPP. STRENGTH	TEAM	ADJ	CONF.	ADJ CONF.
Average RPI Loss: 167		RECORD	PCT. RANK	GAMES	SCHEDULE		OF SCHEDULE	RPI	RPI	RPI	RPI
DIV. I ONLY		22-28-0	.44	205	5-5-0		235	243	255	.44638	255
DIV. I NON-CONF.		8-17-0	.32	247	0-2-0		238	272	283	.40975	283
TOTALS		RPI 1-25	RPI 26-50		W-L RECORDS		RPI 51-100		RPI 101-150		RPI 150+
22-28-0		0-0-0	0-1-0		OVERALL		1-4-0		6-7-0		15-16-0
16-15-0		0-0-0	0-0-0		HOME		1-1-0		3-4-0		12-10-0
6-12-0		0-0-0	0-1-0		AWAY		0-3-0		3-3-0		3-5-0
0-1-0		0-0-0	0-0-0		NEUTRAL		0-0-0		0-0-0		0-1-0
8-17-0		0-0-0	0-1-0		NON-CONFERENCE		0-0-0		2-5-0		6-11-0
7-11-0		0-0-0	0-0-0		HOME		0-0-0		1-3-0		6-8-0
1-5-0		0-0-0	0-0-		AWAY		0-0-0		1-2-0		0-2-0
0-1-0		0-0-0	0-0-0		NEUTRAL		0-0-0		0-0-0		0-1-0
14-11-0		0-0-0	0-0-0		CONFERENCE		1-4-0		4-2-0		9-5-0
9-4-0		0-0-0	0-0-0		HOME		1-1-0		2-1-0		6-2-0
5-7-0		0-0-0	0-0-0		AWAY		0-3-0		2-1-0		3-3-0
0-0-0		0-0-0	0-0-0		NEUTRAL		0-0-0		0-0-0		0-0-0
RPI S	Opponent	Score	RPI S	Opponent	Score	RPI S	Opponent	Score	RPI S	Opponent	Score
			40 A	North Carolina St.	0 13	86 A	Bethune-Cookman	5 15	114 A	Florida A&M	5 1
						86 A	Bethune-Cookman	5 7	114 A	Florida A&M	4 5
						86 A	Bethune-Cookman	1 13	114 A	Florida A&M	14 7
						86 H	Bethune-Cookman	10 2	114 H	Florida A&M	13 6
						86 H	Bethune-Cookman	0 6	114 H	Florida A&M	8 0
									114 H	Florida A&M	5 17
									119 A	Duke	4 8
									119 H	Duke	6 14
									131 A	High Point	11 5
									131 H	High Point	6 10
									148 A	UNCW	0 3
									148 H	UNCW	8 6
									148 H	UNCW	8 16
									156 A	Presbyterian	7 8
									156 H	Presbyterian	7 8
									180 H	Appalachian St.	5 7
									180 N	Appalachian St.	5 9
									198 A	N.C. A&T	3 4
									198 A	N.C. A&T	7 8
									198 A	N.C. A&T	2 5
									198 H	N.C. A&T	11 1
									198 H	N.C. A&T	10 7
									198 H	N.C. A&T	6 8
									201 H	Navy	6 9
									201 H	Navy	3 2
									201 H	Navy	8 7
									210 H	Campbell	2 4
LAST 10 GAMES			210 H	Campbell	4 15	287 H	Savannah St.	4 2	198 H	N.C. A&T	6 8
			114 A	Florida A&M	14 7	287 H	Savannah St.	7 12	201 H	Navy	6 9
			114 A	Florida A&M	5 1	260 H	Norfolk St.	8 4	201 H	Navy	3 2
			114 A	Florida A&M	4 5	40 A	North Carolina St.	0 13	201 H	Navy	8 7
			287 H	Savannah St.	11 2	86 H	Bethune-Cookman	0 6	210 H	Campbell	2 4

Non-Div. I Games:

N.C. Central

RPI	S	Opponent	Score	
210	H	Campbell	4	15
259	A	Longwood	2	3
259	H	Longwood	3	5
260	H	Norfolk St.	8	4
261	H	Iona	1	3
261	H	Iona	6	12
261	H	Iona	7	5
287	A	Savannah St.	10	1
287	A	Savannah St.	19	1
287	A	Savannah St.	10	5
287	H	Savannah St.	7	12
287	H	Savannah St.	4	2
287	H	Savannah St.	11	2
288	H	UMES	6	0
289	H	NJIT	10	1
289	H	NJIT	7	3
289	H	NJIT	4	3

N.C. Central

N
.
C
.
C
e
n
t
r
a
l

N
.
C
.
C
e
n
t
r
a
l

Average RPI Win:	174	WON-LOST	WINNING	LAST 10	STRENGTH OF	OPP. STRENGTH	TEAM	ADJ	CONF.	ADJ CONF.	
Average RPI Loss:	155	RECORD	PCT. RANK	GAMES	SCHEDULE	OF SCHEDULE	RPI	RPI	RPI	RPI	
DIV. I ONLY	13-30-0	.30233	272	4-6-0	136	220	256	.44622	256	10	10
DIV. I NON-CONF.	9-19-0	.32143	246	2-0-0	166	254	247	.44646	247	14	14
<hr/>											
TOTALS	RPI 1-25	RPI 26-50		W-L RECORDS		RPI 51-100		RPI 101-150		RPI 150+	
13-30-0	0-3-0	0-0-0		OVERALL		1-5-0		5-3-0		7-19-0	
6-13-0	0-0-0	0-0-0		HOME		0-3-0		3-1-0		3-9-0	
5-12-0	0-3-0	0-0-0		AWAY		0-0-0		1-2-0		4-7-0	
2-5-0	0-0-0	0-0-0		NEUTRAL		1-2-0		1-0-0		0-3-0	
9-19-0	0-3-0	0-0-0		NON-CONFERENCE		1-2-0		2-0-0		6-14-0	
3-7-0	0-0-0	0-0-0		HOME		0-0-0		1-0-0		2-7-0	
4-7-0	0-3-0	0-0-		AWAY		0-0-0		0-0-0		4-4-0	
2-5-0	0-0-0	0-0-0		NEUTRAL		1-2-0		1-0-0		0-3-0	
4-11-0	0-0-0	0-0-0		CONFERENCE		0-3-0		3-3-0		1-5-0	
3-6-0	0-0-0	0-0-0		HOME		0-3-0		2-1-0		1-2-0	
1-5-0	0-0-0	0-0-0		AWAY		0-0-0		1-2-0		0-3-0	
0-0-0	0-0-0	0-0-0		NEUTRAL		0-0-0		0-0-0		0-0-0	
RPI	S	Opponent	Score	RPI	S	Opponent	Score	RPI	S	Opponent	Score
17	A	Oklahoma	2 9					78	H	Seton Hall	0 1
17	A	Oklahoma	1 17					78	H	Seton Hall	1 9
19	A	South Fla.	1 8					78	H	Seton Hall	0 2
								87	N	Boston College	3 10
								87	N	Boston College	1 7
								96	N	Iowa	10 1
					</						

Non-Div. I Games:

Villanova

RPI	S	Opponent	Score	
238	A	Army West Point	8	3
258	N	Northern Ill.	4	6
260	A	Norfolk St.	3	11
260	A	Norfolk St.	7	12
260	A	Norfolk St.	1	4
270	A	Wagner	8	4
280	H	La Salle	3	2

Villanova

V
i
l
l
a
n
o
v
a

V
i
l
l
a
n
o
v
a

Average RPI Win:	225	WON-LOST	WINNING	LAST 10	STRENGTH OF	OPP. STRENGTH	TEAM	ADJ	CONF.	ADJ CONF.	
Average RPI Loss:	175	RECORD	PCT. RANK	GAMES	SCHEDULE	OF SCHEDULE	RPI	RPI	RPI	RPI	
DIV. I ONLY	18-32-0	.36	248	3-7-0	252	274	257	.44563	257	29	29
DIV. I NON-CONF.	7-20-0	.25926	264	0-1-0	211	262	245	.45054	245	27	27
<hr/>											
TOTALS	RPI 1-25	RPI 26-50		W-L RECORDS		RPI 51-100		RPI 101-150		RPI 150+	
18-32-0	0-0-0	0-1-0		OVERALL		2-4-0		2-4-0		14-23-0	
6-6-0	0-0-0	0-0-0		HOME		0-0-0		2-2-0		4-4-0	
12-26-0	0-0-0	0-1-0		AWAY		2-4-0		0-2-0		10-18-0	
0-0-0	0-0-0	0-0-0		NEUTRAL		0-0-0		0-0-0		0-0-0	
7-20-0	0-0-0	0-1-0		NON-CONFERENCE		2-4-0		0-0-0		5-15-0	
0-1-0	0-0-0	0-0-0		HOME		0-0-0		0-0-0		0-1-0	
7-19-0	0-0-0	0-0-		AWAY		2-4-0		0-0-0		5-14-0	
0-0-0	0-0-0	0-0-0		NEUTRAL		0-0-0		0-0-0		0-0-0	
11-12-0	0-0-0	0-0-0		CONFERENCE		0-0-0		2-4-0		9-8-0	
6-5-0	0-0-0	0-0-0		HOME		0-0-0		2-2-0		4-3-0	
5-7-0	0-0-0	0-0-0		AWAY		0-0-0		0-2-0		5-5-0	
0-0-0	0-0-0	0-0-0		NEUTRAL		0-0-0		0-0-0		0-0-0	
RPI	S	Opponent	Score	RPI	S	Opponent	Score	RPI	S	Opponent	Score
				42	A	UConn	1 5	53	A	Rhode Island	4 6
								55	A	FGCU	8 13
								55	A	FGCU	1 5
								55	A	FGCU	10 5
								55	A	FGCU	3 9
								62	A	Yale	9 6
										144	A Bryant
											5 7
										144	A Bryant
											5 8
										144	H Bryant
											2 3
										144	H Bryant
											1 5
										144	H Bryant
											5 4
										144	H Bryant
											12 3
										157	A Central Conn. St.
											1 9
										157	A Central Conn. St.
											5 11
										157	A Central Conn. St.
											5 9
										157	A Central Conn. St.
											1 2
										157	A Central Conn. St.
											4 3
										157	A Central Conn. St.
											6 2
										158	A Fairfield
											8 5
										161	A Hawaii
											3 6
										161	A Hawaii
											1 4
										161	A Hawaii
											5 6
										161	A Hawaii
											2 8
										162	A Hartford
											8 9
										175	A Stony Brook
											5 11
										175	A Stony Brook
											5 6
										175	A Stony Brook
											3 9
										175	H Stony Brook
											5 11
										217	A Fordham
											1 2
										217	A Fordham
											0 1
										217	A Fordham
											1 8
										270	H Wagner
											6 4
										270	H Wagner
											3 4
LAST 10 GAMES											
										144	H Bryant
											2 3
										144	H Bryant
											1 5
										144	H Bryant
											5 4
										144	H Bryant
											12 3
										42	A UConn
											1 5
										157	A Central Conn. St.
											5 9
										157	A Central Conn. St.
											5 11
										157	A Central Conn. St.
											1 9
										297	A Mt. St. Mary's
											7 4
										297	A Mt. St. Mary's
											0 7
										270	H Wagner

Non-Div. I Games:

Sacred Heart

RPI	S	Opponent	Score	
270	H	Wagner	1	6
273	A	Seattle U	12	5
273	A	Seattle U	4	6
273	A	Seattle U	6	3
273	A	Seattle U	3	6
290	H	Fairleigh Dickinson	6	5
290	H	Fairleigh Dickinson	6	5
290	H	Fairleigh Dickinson	15	9
290	H	Fairleigh Dickinson	8	13
296	A	NYIT	3	4
296	A	NYIT	6	0
296	A	NYIT	6	2
297	A	Mt. St. Mary's	19	7
297	A	Mt. St. Mary's	17	4
297	A	Mt. St. Mary's	0	7
297	A	Mt. St. Mary's	7	4

Sacred Heart

S
a
c
r
e
d
H
e
a
r
t

S
a
c
r
e
d
H
e
a
r
t

Average RPI Win:	194	WON-LOST RECORD	WINNING PCT. RANK	LAST 10 GAMES	STRENGTH OF SCHEDULE	OPP. STRENGTH OF SCHEDULE	TEAM RPI	ADJ RPI	CONF. RPI	ADJ CONF. RPI
DIV. I ONLY		15-34-0	.30612 268	3-7-0	199	228	258	.44471 258	23	23
DIV. I NON-CONF.		6-22-0	.21429 277	0-1-0	141	260	250	.44311 250	19	19
TOTALS	RPI 1-25	RPI 26-50	W-L RECORDS	RPI 51-100	RPI 101-150	RPI 150+				
15-34-0	0-1-0	1-3-0	OVERALL	1-6-0	1-4-0	12-20-0				
4-11-0	0-0-0	0-0-0	HOME	1-3-0	0-1-0	3-7-0				
10-19-0	0-1-0	1-3-0	AWAY	0-2-0	1-3-0	8-9-0				
1-4-0	0-0-0	0-0-0	NEUTRAL	0-1-0	0-0-0	1-3-0				
6-22-0	0-1-0	1-3-0	NON-CONFERENCE	0-4-0	0-2-0	5-12-0				
0-3-0	0-0-0	0-0-0	HOME	0-1-0	0-1-0	0-1-0				
5-15-0	0-1-0	1-0-	AWAY	0-2-0	0-1-0	4-8-0				
1-4-0	0-0-0	0-0-0	NEUTRAL	0-1-0	0-0-0	1-3-0				
9-12-0	0-0-0	0-0-0	CONFERENCE	1-2-0	1-2-0	7-8-0				
4-8-0	0-0-0	0-0-0	HOME	1-2-0	0-0-0	3-6-0				
5-4-0	0-0-0	0-0-0	AWAY	0-0-0	1-2-0	4-2-0				
0-0-0	0-0-0	0-0-0	NEUTRAL	0-0-0	0-0-0	0-0-0				
RPI S Opponent Score	RPI S Opponent Score	RPI S Opponent Score	RPI S Opponent Score							
17 A Oklahoma 3 10	31 A Michigan 4 7	71 H Kent St. 4 7	122 A Central Mich. 18 6							
	31 A Michigan 3 8	71 H Kent St. 8 7	122 A Central Mich. 1 3							
	31 A Michigan 4 7	71 H Kent St. 1 4	122 A Central Mich. 9 12							
	31 A Michigan 8 5	74 H Minnesota 2 3	129 A Ill.-Chicago 1 6							
		87 N Boston College 1 9	129 H Ill.-Chicago 3 17							
		96 A Iowa 8 12	153 H Ball St. 1 4							
		97 A Notre Dame 1 12	153 H Ball St. 6 3							
			153 H Ball St. 11 8							
			163 A Saint Louis 5 10							
			163 A Saint Louis 1 8							
			163 A Saint Louis 2 0							
			169 A Indiana St. 8 17							
			186 H Eastern Mich. 2 9							
			186 H Eastern Mich. 1 7							
			186 H Eastern Mich. 3 14							
			200 A Valparaiso 2 8							
			216 A Buffalo 3 6							
			216 A Buffalo 1 3							
			216 A Buffalo 2 1							
			220 A Toledo 9 3							
			220 A Toledo 7 4							
			220 A Toledo 16 2							
			229 A SIUE 3 5							
			229 A SIUE 2 4							
			229 A SIUE 7 9							
			229 A SIUE 3 4							
			242 H Milwaukee 0 2							
LAST 10 GAMES										
186 H Eastern Mich. 3 14	122 A Central Mich. 18 6	229 A SIUE 3 5								
186 H Eastern Mich. 1 7	200 A Valparaiso 2 8	229 A SIUE 2 4								
186 H Eastern Mich. 2 9	153 H Ball St. 11 8	229 A SIUE 7 9								
122 A Central Mich. 1 3	153 H Ball St. 6 3	229 A SIUE 3 4								
122 A Central Mich. 9 12	153 H Ball St. 1 4	242 H Milwaukee 0 2								

Non-Div. I Games:

Northern Ill.

RPI	S	Opponent	Score	
249	N	South Dakota St.	2	7
256	N	Villanova	6	4
263	A	Evansville	1	0
263	A	Evansville	5	2
271	H	Bowling Green	1	9
271	H	Bowling Green	4	7
271	H	Bowling Green	11	0
282	A	Chicago St.	4	0
282	N	Chicago St.	6	7
282	N	Chicago St.	1	11

Northern Ill.

N
o
r
t
h
e
r
n
I
l
l
.

N
o
r
t
h
e
r
n
I
l
l
.

Average RPI Win:	227	WON-LOST	WINNING	LAST 10	STRENGTH OF	OPP. STRENGTH	TEAM	ADJ	CONF.	ADJ CONF.		
Average RPI Loss:	165	RECORD	PCT. RANK	GAMES	SCHEDULE	OF SCHEDULE	RPI	RPI	RPI	RPI		
DIV. I ONLY		18-32-0	.36	248	5-5-0	222	223	259	.44403	259	18	17
DIV. I NON-CONF.		12-17-0	.41379	207	4-1-0	254	280	240	.4527	240	18	18
<hr/>												
TOTALS	RPI 1-25	RPI 26-50		W-L RECORDS		RPI 51-100		RPI 101-150		RPI 150+		
18-32-0	0-1-0	0-0-0		OVERALL		1-5-0		1-3-0		16-23-0		
9-14-0	0-0-0	0-0-0		HOME		1-5-0		0-0-0		8-9-0		
9-18-0	0-1-0	0-0-0		AWAY		0-0-0		1-3-0		8-14-0		
0-0-0	0-0-0	0-0-0		NEUTRAL		0-0-0		0-0-0		0-0-0		
12-17-0	0-1-0	0-0-0		NON-CONFERENCE		0-0-0		1-3-0		11-13-0		
5-6-0	0-0-0	0-0-0		HOME		0-0-0		0-0-0		5-6-0		
7-11-0	0-1-0	0-0-		AWAY		0-0-0		1-3-0		6-7-0		
0-0-0	0-0-0	0-0-0		NEUTRAL		0-0-0		0-0-0		0-0-0		
6-15-0	0-0-0	0-0-0		CONFERENCE		1-5-0		0-0-0		5-10-0		
4-8-0	0-0-0	0-0-0		HOME		1-5-0		0-0-0		3-3-0		
2-7-0	0-0-0	0-0-0		AWAY		0-0-0		0-0-0		2-7-0		
0-0-0	0-0-0	0-0-0		NEUTRAL		0-0-0		0-0-0		0-0-0		
RPI	S	Opponent	Score	RPI	S	Opponent	Score	RPI	S	Opponent	Score	
10	A	Virginia	2 13					108	A	VCU	4 5	
						54 H Liberty	7 20	148	A	UNCW	1 11	
						54 H Liberty	3 6	148	A	UNCW	5 3	
						84 H Winthrop	4 15	148	A	UNCW	3 7	
						84 H Winthrop	9 7	152	A	Wofford	5 6	
						84 H Winthrop	3 7	156	H	Presbyterian	2 10	
								156	H	Presbyterian	1 2	
								156	H	Presbyterian	2 1	
								171	A	Radford	0 10	
								171	A	Radford	7 1	
								171	A	Radford	6 16	
								176	A	Gardner-Webb	2 4	
								176	A	Gardner-Webb	3 4	
								176	A	Gardner-Webb	2 7	
								183	H	Albany (NY)	6 13	
								183	H	Albany (NY)	11 6	
								183	H	Albany (NY)	3 11	
								184	H	George Mason	5 6	
								195	A	VMI	3 4	
								195	H	VMI	4 6	
								199	A	Elon	9 5	
								199	A	Elon	5 10	
								199	A	Elon	0 7	
								208	A	UNC Asheville	7 1	
								208	A	UNC Asheville	1 4	
								208	A	UNC Asheville	3 7	
								226	A	James Madison	0 16	
<hr/>												
LAST 10 GAMES												
208	A	UNC Asheville	3 7	283	H	Lehigh	7 4	199	A	Elon	0 7	
208	A	UNC Asheville	7 1	283	H	Lehigh	3 2	208	A	UNC Asheville	7 1	
208	A	UNC Asheville	1 4	260	H	Norfolk St.	13 15	208	A	UNC Asheville	1 4	
260	A	Norfolk St.	13 6	54	H	Liberty	3 6	208	A	UNC Asheville	3 7	
283	H	Lehigh	12 7	54	H	Liberty	4 13	226	A	James Madison	0 16	

Non-Div. I Games:

Longwood

RPI	S	Opponent	Score	
226	H	James Madison	3	4
231	H	Charleston So.	1	0
231	H	Charleston So.	7	8
231	H	Charleston So.	7	2
251	A	Richmond	7	11
253	A	USC Upstate	5	10
255	A	N.C. Central	5	3
255	H	N.C. Central	3	2
260	A	Norfolk St.	13	6
260	H	Norfolk St.	13	15
283	H	Lehigh	7	4
283	H	Lehigh	12	7
283	H	Lehigh	3	2
287	A	Savannah St.	15	13
287	A	Savannah St.	5	4
287	A	Savannah St.	7	3

Longwood

L
o
n
g
w
o
o
d

L
o
n
g
w
o
o
d

Average RPI Win: 267		WON-LOST RECORD	WINNING PCT. RANK		LAST 10 GAMES	STRENGTH OF SCHEDULE	OPP. STRENGTH OF SCHEDULE	TEAM RPI	ADJ RPI		CONF. RPI	ADJ CONF. RPI			
Average RPI Loss: 200															
DIV. I ONLY		24-20-0	.54545	111	4-6-0	291	291	260	.44381	260	27	27			
DIV. I NON-CONF.		7-11-0	.38889	221	1-1-0	258	186	251	.44307	251	29	29			
<hr/>															
TOTALS		RPI 1-25		RPI 26-50		W-L RECORDS		RPI 51-100		RPI 101-150		RPI 150+			
24-20-0		0-0-0		0-3-0		OVERALL		0-0-0		1-3-0		23-14-0			
11-10-0		0-0-0		0-0-0		HOME		0-0-0		1-1-0		10-9-0			
13-10-0		0-0-0		0-3-0		AWAY		0-0-0		0-2-0		13-5-0			
0-0-0		0-0-0		0-0-0		NEUTRAL		0-0-0		0-0-0		0-0-0			
7-11-0		0-0-0		0-3-0		NON-CONFERENCE		0-0-0		1-3-0		6-5-0			
4-5-0		0-0-0		0-0-0		HOME		0-0-0		1-1-0		3-4-0			
3-6-0		0-0-0		0-0-		AWAY		0-0-0		0-2-0		3-1-0			
0-0-0		0-0-0		0-0-0		NEUTRAL		0-0-0		0-0-0		0-0-0			
17-9-0		0-0-0		0-0-0		CONFERENCE		0-0-0		0-0-0		17-9-0			
7-5-0		0-0-0		0-0-0		HOME		0-0-0		0-0-0		7-5-0			
10-4-0		0-0-0		0-0-0		AWAY		0-0-0		0-0-0		10-4-0			
0-0-0		0-0-0		0-0-0		NEUTRAL		0-0-0		0-0-0		0-0-0			
RPI	S	Opponent	Score	RPI	S	Opponent	Score	RPI	S	Opponent	Score				
				42	A	Tennessee	2 10			108	A	VCU	2 5		
				42	A	Tennessee	4 5			108	H	VCU	3 8		
				42	A	Tennessee	2 5			112	A	William & Mary	1 6		
										112	H	William & Mary	9 3		
										198	A	N.C. A&T	12 7		
										198	H	N.C. A&T	3 4		
										213	H	Niagara	1 6		
										213	H	Niagara	0 9		
										213	H	Niagara	0 4		
										243	A	Towson	8 0		
										243	A	Towson	0 5		
										251	A	Richmond	10 8		
										255	A	N.C. Central	4 8		
										256	H	Villanova	11 3		
										256	H	Villanova	4 1		
										256	H	Villanova	12 7		
										259	A	Longwood	15 13		
										259	H	Longwood	6 13		
										275	A	Delaware St.	3 19		
										275	A	Delaware St.	6 4		
										275	A	Delaware St.	3 2		
						LAST 10 GAMES				275	H	Delaware St.	4 6		
				259	H	Longwood	6 13	275	H	Delaware St.	4 6	275	H	Delaware St.	4 5
				288	A	UMES	2 3	275	H	Delaware St.	2 4	275	H	Delaware St.	2 4
				288	A	UMES	5 6	275	H	Delaware St.	5 0	275	H	Delaware St.	1 3
				288	A	UMES	2 1	255	A	N.C. Central	4 8	275	H	Delaware St.	3 1
				259	A	Longwood	15 13	294	H	Coppin St.	8 4	275	H	Delaware St.	5 0

Non-Div. I Games:

Norfolk St.

Norfolk St.

Normfolkst.

Norfolk St.

Average RPI Win:	254	WON-LOST RECORD	WINNING PCT. RANK	LAST 10 GAMES	STRENGTH OF SCHEDULE	OPP. STRENGTH OF SCHEDULE	TEAM RPI	ADJ RPI	CONF. RPI	ADJ CONF. RPI	
Average RPI Loss:	180										
DIV. I ONLY	20-21-0	.4878	164	6-4-0	286	269	261	.44242	261	26	26
DIV. I NON-CONF.	7-13-0	.35	240	0-1-0	280	281	264	.43458	264	25	25
<hr/>											
TOTALS	RPI 1-25	RPI 26-50		W-L RECORDS	RPI 51-100		RPI 101-150		RPI 150+		
20-21-0	0-0-0	0-2-0		OVERALL	0-1-0		1-3-0		19-15-0		
8-8-0	0-0-0	0-0-0		HOME	0-0-0		0-1-0		8-7-0		
10-10-0	0-0-0	0-1-0		AWAY	0-1-0		0-0-0		10-8-0		
2-3-0	0-0-0	0-1-0		NEUTRAL	0-0-0		1-2-0		1-0-0		
<hr/>											
7-13-0	0-0-0	0-2-0		NON-CONFERENCE	0-1-0		0-1-0		7-9-0		
1-2-0	0-0-0	0-0-0		HOME	0-0-0		0-1-0		1-1-0		
5-10-0	0-0-0	0-0-		AWAY	0-1-0		0-0-0		5-8-0		
1-1-0	0-0-0	0-1-0		NEUTRAL	0-0-0		0-0-0		1-0-0		
<hr/>											
13-8-0	0-0-0	0-0-0		CONFERENCE	0-0-0		1-2-0		12-6-0		
7-6-0	0-0-0	0-0-0		HOME	0-0-0		0-0-0		7-6-0		
5-0-0	0-0-0	0-0-0		AWAY	0-0-0		0-0-0		5-0-0		
1-2-0	0-0-0	0-0-0		NEUTRAL	0-0-0		1-2-0		0-0-0		
<hr/>											
RPI S	Opponent	Score	RPI S	Opponent	Score	RPI S	Opponent	Score	RPI S	Opponent	Score
			29 A	St. John's (NY)	4 16	62 A	Yale	5 9	101 H	Rutgers	3 12
			29 N	St. John's (NY)	3 4			130 N	Marist	3 10	
							130 N	Marist	3 1		
							130 N	Marist	1 5		
							154 H	Canisius	0 2		
							154 H	Canisius	4 5		
							154 H	Canisius	0 1		
							175 A	Stony Brook	2 13		
							183 H	Albany (NY)	4 8		
							208 A	UNC Asheville	2 4		
							208 A	UNC Asheville	8 10		
							208 A	UNC Asheville	4 1		
							217 A	Fordham	3 10		
							241 H	Rider	8 10		
							241 H	Rider	6 4		
							241 H	Rider	7 2		
							243 N	Towson	3 1		
							244 H	Quinnipiac	12 4		
							244 H	Quinnipiac	2 1		
							244 H	Quinnipiac	0 1		
			LAST 10 GAMES				245 A	Siena	12 6		
					245 A	Siena	9 6				
					245 A	Siena	8 3				
					254 H	Manhattan	5 2				
					254 H	Manhattan	4 1				
					254 H	Manhattan	1 4				
			299 H	Saint Peter's	8 3	245 A	Siena	5 7			
			299 A	Saint Peter's	16 1	29 A	St. John's (NY)	4 16			
			299 A	Saint Peter's	15 5	245 A	Siena	8 3			
			154 H	Canisius	0 2	245 A	Siena	9 6			
			154 H	Canisius	0 1	245 A	Siena	12 6			
					255 A	N.C. Central	5 7				

Non-Div. I Games:

Iona

RPI	S	Opponent	Score	
255	A	N.C. Central	3	1
255	A	N.C. Central	12	6
283	A	Lehigh	5	7
288	A	UMES	1	6
288	A	UMES	3	4
288	A	UMES	2	0
296	A	NYIT	9	1
296	H	NYIT	13	4
299	A	Saint Peter's	16	1
299	A	Saint Peter's	15	5
299	H	Saint Peter's	8	3

Iona

Average RPI Win:	212	WON-LOST RECORD	WINNING PCT. RANK	LAST 10 GAMES	STRENGTH OF SCHEDULE	OPP. STRENGTH OF SCHEDULE	TEAM RPI	ADJ RPI	CONF. RPI	ADJ CONF. RPI		
DIV. I ONLY		13-30-0	.30233	272	2-6-0	202	232	262	.44148	262	22	22
DIV. I NON-CONF.		6-16-0	.27273	259	0-1-0	222	225	263	.43489	263	24	24
<hr/>												
TOTALS	RPI 1-25	RPI 26-50		W-L RECORDS		RPI 51-100		RPI 101-150		RPI 150+		
13-30-0	0-0-0	0-1-0		OVERALL		0-4-0		0-6-0		13-19-0		
2-9-0	0-0-0	0-0-0		HOME		0-0-0		0-3-0		2-6-0		
6-17-0	0-0-0	0-1-0		AWAY		0-4-0		0-3-0		6-9-0		
5-4-0	0-0-0	0-0-0		NEUTRAL		0-0-0		0-0-0		5-4-0		
6-16-0	0-0-0	0-1-0		NON-CONFERENCE		0-1-0		0-3-0		6-11-0		
0-2-0	0-0-0	0-0-0		HOME		0-0-0		0-0-0		0-2-0		
1-10-0	0-0-0	0-0-		AWAY		0-1-0		0-3-0		1-5-0		
5-4-0	0-0-0	0-0-0		NEUTRAL		0-0-0		0-0-0		5-4-0		
7-14-0	0-0-0	0-0-0		CONFERENCE		0-3-0		0-3-0		7-8-0		
2-7-0	0-0-0	0-0-0		HOME		0-0-0		0-3-0		2-4-0		
5-7-0	0-0-0	0-0-0		AWAY		0-3-0		0-0-0		5-4-0		
0-0-0	0-0-0	0-0-0		NEUTRAL		0-0-0		0-0-0		0-0-0		
RPI	S	Opponent	Score	RPI	S	Opponent	Score	RPI	S	Opponent	Score	
				42	A	UConn	3 11	53	A	Rhode Island	0 5	
								53	A	Rhode Island	1 3	
								53	A	Rhode Island	0 6	
								87	A	Boston College	1 13	
								108	H	VCU	1 11	
								108	H	VCU	0 8	
								108	H	VCU	0 2	
								125	A	Morehead St.	6 7	
								125	A	Morehead St.	0 22	
								125	A	Morehead St.	5 6	
								157	A	Central Conn. St.	15 0	
								162	H	Hartford	4 13	
								163	H	Saint Louis	5 4	
								163	H	Saint Louis	1 8	
								163	H	Saint Louis	4 8	
								167	N	Northeastern	6 5	
								178	A	George Washington	2 10	
								178	A	George Washington	2 1	
								178	A	George Washington	10 4	
								187	A	Harvard	3 7	
								187	N	Harvard	2 8	
								189	H	UMass Lowell	0 6	
								193	N	Maine	5 1	
								193	N	Maine	2 4	
								193	N	Maine	10 6	
				LAST 10 GAMES				199	A	Elon	1 5	
				217	A	Fordham	4 5	199	A	Elon	3 4	
				217	A	Fordham	2 10	199	A	Elon	0 3	
				217	A	Fordham	3 0	217	A	Fordham	4 5	
				53	A	Rhode Island	1 3	217	A	Fordham	3 0	
				53	A	Rhode Island	0 6	217	A	Fordham	2 10	

Non-Div. I Games:

Massachusetts

RPI	S	Opponent	Score	
219	A	Holy Cross	5	15
230	N	Bucknell	1	3
230	N	Bucknell	17	5
230	N	Bucknell	9	11
250	N	North Dakota St.	9	5
268	H	Dayton	2	5
268	H	Dayton	2	7
268	H	Dayton	3	0
280	A	La Salle	3	4
280	A	La Salle	6	2
280	A	La Salle	3	0

Massachusetts

M
a
s
s
a
c
h
u
s
e
t
t
s

M
a
s
s
a
c
h
u
s
e
t
t
s

Average RPI Win: 213		WON-LOST	WINNING	LAST 10	STRENGTH OF		OPP. STRENGTH	TEAM	ADJ		CONF.	ADJ CONF.
Average RPI Loss: 160		RECORD	PCT. RANK	GAMES	SCHEDULE		OF SCHEDULE	RPI	RPI		RPI	RPI
DIV. I ONLY		15-34-0	.30612	268	3-7-0		210	215	263		16	16
DIV. I NON-CONF.		8-24-0	.25	267	0-2-0		191	248	273		13	13
TOTALS		RPI 1-25	RPI 26-50		W-L RECORDS		RPI 51-100		RPI 101-150		RPI 150+	
15-34-0		0-6-0	0-1-0		OVERALL		0-0-0		2-4-0		13-23-0	
5-13-0		0-2-0	0-0-0		HOME		0-0-0		0-0-0		5-11-0	
10-20-0		0-4-0	0-1-0		AWAY		0-0-0		2-4-0		8-11-0	
0-1-0		0-0-0	0-0-0		NEUTRAL		0-0-0		0-0-0		0-1-0	
8-24-0		0-4-0	0-1-0		NON-CONFERENCE		0-0-0		1-2-0		7-17-0	
4-9-0		0-0-0	0-0-0		HOME		0-0-0		0-0-0		4-9-0	
4-14-0		0-4-0	0-0-		AWAY		0-0-0		1-2-0		3-7-0	
0-1-0		0-0-0	0-0-0		NEUTRAL		0-0-0		0-0-0		0-1-0	
7-10-0		0-2-0	0-0-0		CONFERENCE		0-0-0		1-2-0		6-6-0	
1-4-0		0-2-0	0-0-0		HOME		0-0-0		0-0-0		1-2-0	
6-6-0		0-0-0	0-0-0		AWAY		0-0-0		1-2-0		5-4-0	
0-0-0		0-0-0	0-0-0		NEUTRAL		0-0-0		0-0-0		0-0-0	
RPI S	Opponent	Score	RPI S	Opponent	Score	RPI S	Opponent	Score	RPI S	Opponent	Score	
14 H	Missouri St.	8 13	34 A	Indiana	3 6				132 A	Central Ark.	9 16	
14 H	Missouri St.	5 9							132 A	Central Ark.	9 10	
15 A	Southern Miss.	2 18							132 A	Central Ark.	9 3	
15 A	Southern Miss.	10 14							146 A	Wichita St.	8 7	
15 A	Southern Miss.	2 9							146 A	Wichita St.	4 8	
21 A	Vanderbilt	4 7							146 A	Wichita St.	0 6	
									160 A	Belmont	0 3	
									169 H	Indiana St.	3 5	
									169 H	Indiana St.	4 1	
									169 H	Indiana St.	1 9	
									170 H	Murray St.	4 5	
									170 N	Murray St.	1 8	
									173 A	Austin Peay	5 7	
									173 H	Austin Peay	6 1	
									190 A	Southern Ill.	2 3	
									190 A	Southern Ill.	3 8	
									190 A	Southern Ill.	2 5	
									191 A	Bradley	0 6	
									191 A	Bradley	11 1	
									191 A	Bradley	8 2	
									205 A	Lipscomb	1 4	
									205 A	Lipscomb	10 5	
									205 A	Lipscomb	3 4	
									210 A	Campbell	6 2	
									210 A	Campbell	1 8	
									210 A	Campbell	13 9	
									218 A	UT Martin	8 9	
LAST 10 GAMES			LAST 10 GAMES			LAST 10 GAMES			LAST 10 GAMES			
146 A	Wichita St.	4 8	191 A	Bradley	0 6	205 A	Lipscomb	3 4	210 A	Campbell	6 2	
146 A	Wichita St.	8 7	191 A	Bradley	11 1	210 A	Campbell	1 8	210 A	Campbell	13 9	
146 A	Wichita St.	0 6	160 A	Belmont	0 3	210 A	Campbell	1 8	218 A	UT Martin	8 9	
173 A	Austin Peay	5 7	14 H	Missouri St.	5 9							
191 A	Bradley	8 2	14 H	Missouri St.	8 13							

Non-Div. I Games: Southern Ind. 5 1

Evansville

Evansville

Average RPI Win:	215	WON-LOST	WINNING	LAST 10	STRENGTH OF	OPP. STRENGTH	TEAM	ADJ	CONF.	ADJ CONF.			
Average RPI Loss:	157	RECORD	PCT. RANK	GAMES	SCHEDULE	OF SCHEDULE	RPI	RPI	RPI	RPI			
DIV. I ONLY	16-32-0	.33333	259	3-7-0	212	221	264	.43954	264	25	25		
DIV. I NON-CONF.	7-20-0	.25926	264	0-1-0	215	190	272	.4276	271	26	26		
<hr/>													
TOTALS	RPI 1-25	RPI 26-50		W-L RECORDS		RPI 51-100		RPI 101-150		RPI 150+			
16-32-0	0-0-0	0-0-0		OVERALL		1-3-0		1-13-0		14-16-0			
8-14-0	0-0-0	0-0-0		HOME		0-3-0		1-5-0		7-6-0			
8-18-0	0-0-0	0-0-0		AWAY		1-0-0		0-8-0		7-10-0			
0-0-0	0-0-0	0-0-0		NEUTRAL		0-0-0		0-0-0		0-0-0			
7-20-0	0-0-0	0-0-0		NON-CONFERENCE		1-3-0		0-8-0		6-9-0			
4-6-0	0-0-0	0-0-0		HOME		0-3-0		0-0-0		4-3-0			
3-14-0	0-0-0	0-0-		AWAY		1-0-0		0-8-0		2-6-0			
0-0-0	0-0-0	0-0-0		NEUTRAL		0-0-0		0-0-0		0-0-0			
9-12-0	0-0-0	0-0-0		CONFERENCE		0-0-0		1-5-0		8-7-0			
4-8-0	0-0-0	0-0-0		HOME		0-0-0		1-5-0		3-3-0			
5-4-0	0-0-0	0-0-0		AWAY		0-0-0		0-0-0		5-4-0			
0-0-0	0-0-0	0-0-0		NEUTRAL		0-0-0		0-0-0		0-0-0			
RPI	S	Opponent	Score	RPI	S	Opponent	Score	RPI	S	Opponent	Score		
						51	A Utah	9	7	109	H New Mexico St.	0	6
						51	H Utah	5	23	109	H New Mexico St.	1	24
						70	H BYU	4	23	109	H New Mexico St.	6	16
						70	H BYU	3	8	116	A Washington St.	0	10
										116	A Washington St.	3	9
										116	A Washington St.	4	8
										116	A Washington St.	2	9
										135	A San Francisco	1	4
										138	H Grand Canyon	9	2
										138	H Grand Canyon	7	10
										138	H Grand Canyon	4	10
										146	A Wichita St.	5	6
										146	A Wichita St.	3	4
										146	A Wichita St.	2	16
										165	A Creighton	5	19
										165	A Creighton	2	1
										165	A Creighton	2	3
										165	A Creighton	5	6
										168	A UC Davis	4	3
										168	A UC Davis	4	9
										168	A UC Davis	6	7
										169	H Indiana St.	9	7
										169	H Indiana St.	5	10
										169	H Indiana St.	7	6
										169	H Indiana St.	8	11
										179	A CSU Bakersfield	0	10
										179	A CSU Bakersfield	5	9
LAST 10 GAMES													
						138	H Grand Canyon	4	10	109	H New Mexico St.	1	24
						138	H Grand Canyon	9	2	70	H BYU	4	23
						138	H Grand Canyon	7	10	247	A Northern Colo.	9	5
						109	H New Mexico St.	0	6	247	A Northern Colo.	0	7
						109	H New Mexico St.	6	16	247	A Northern Colo.	6	1

Non-Div. I Games:

Utah Valley

Utah Valley

[illegible]

Non-Div. I Games:

Santa Clara

Average RPI Win: 209		WON-LOST	WINNING	LAST 10	STRENGTH OF		OPP. STRENGTH	TEAM	ADJ	CONF.	ADJ CONF.
Average RPI Loss: 163		RECORD	PCT. RANK	GAMES	SCHEDULE		OF SCHEDULE	RPI	RPI	RPI	RPI
DIV. I ONLY		13-34-0	.2766	278	4-5-0		195	231	266	.434	266
DIV. I NON-CONF.		6-20-0	.23077	271	0-1-0		190	266	274	.42693	273
TOTALS		RPI 1-25	RPI 26-50		W-L RECORDS		RPI 51-100		RPI 101-150		RPI 150+
13-34-0	0-1-0	0-4-0		OVERALL		0-0-0		4-7-0		9-22-0	
5-10-0	0-0-0	0-1-0		HOME		0-0-0		1-2-0		4-7-0	
7-18-0	0-1-0	0-2-0		AWAY		0-0-0		3-5-0		4-10-0	
1-6-0	0-0-0	0-1-0		NEUTRAL		0-0-0		0-0-0		1-5-0	
6-20-0	0-1-0	0-4-0		NON-CONFERENCE		0-0-0		2-3-0		4-12-0	
1-5-0	0-0-0	0-1-0		HOME		0-0-0		0-0-0		1-4-0	
4-9-0	0-1-0	0-0-		AWAY		0-0-0		2-3-0		2-3-0	
1-6-0	0-0-0	0-1-0		NEUTRAL		0-0-0		0-0-0		1-5-0	
7-14-0	0-0-0	0-0-0		CONFERENCE		0-0-0		2-4-0		5-10-0	
4-5-0	0-0-0	0-0-0		HOME		0-0-0		1-2-0		3-3-0	
3-9-0	0-0-0	0-0-0		AWAY		0-0-0		1-2-0		2-7-0	
0-0-0	0-0-0	0-0-0		NEUTRAL		0-0-0		0-0-0		0-0-0	
RPI S	Opponent	Score		RPI S	Opponent	Score		RPI S	Opponent	Score	
11 A	LSU	1	8	27 A	Southeastern La.	1	11	111 A	Troy	1	7
				29 A	St. John's (NY)	3	14	111 A	Troy	0	4
				29 H	St. John's (NY)	1	4	111 A	Troy	7	16
				47 N	Louisiana	0	1	111 A	Troy	9	5
								140 A	Nicholls St.	10	3
								142 A	Col. of Charleston	2	1
								142 A	Col. of Charleston	2	4
								142 A	Col. of Charleston	1	12
								148 H	UNCW	6	3
								148 H	UNCW	4	7
								148 H	UNCW	7	20
								151 A	Delaware	4	8
								151 A	Delaware	7	17
								151 A	Delaware	4	11
								158 H	Fairfield	11	17
								167 A	Northeastern	5	2
								167 A	Northeastern	4	5
								167 A	Northeastern	4	8
								170 N	Murray St.	1	5
								183 N	Albany (NY)	3	4
								183 N	Albany (NY)	6	7
								183 N	Albany (NY)	1	3
				LAST 10 GAMES				199 H	Elon	1	8
				226 A	James Madison	10	8	217 H	Fordham	4	7
				226 A	James Madison	3	4	167 A	Northeastern	5	2
				226 A	James Madison	1	5	167 A	Northeastern	4	5
				199 H	Elon	5	4	217 H	Fordham	4	7
				199 H	Elon	7	4	226 A	James Madison	3	4

Non-Div. I Games: LIU Post 3 1

Hofstra

RPI	S	Opponent	Score	
226	A	James Madison	10	8
226	A	James Madison	1	5
231	A	Charleston So.	1	4
231	A	Charleston So.	3	9
231	A	Charleston So.	7	8
236	H	LIU Brooklyn	6	9
243	H	Towson	2	10
243	H	Towson	6	12
243	H	Towson	11	5
254	A	Manhattan	8	2
254	H	Manhattan	3	6
278	N	Grambling	7	8
292	N	Southern U.	4	2
296	A	NYIT	6	5
296	H	NYIT	14	3

Hofstra

H
o
f
s
t
r
a

H
o
f
s
t
r
a

Average RPI Win:		194	WON-LOST RECORD		WINNING PCT. RANK		LAST 10 GAMES		STRENGTH OF SCHEDULE		OPP. STRENGTH OF SCHEDULE		TEAM RPI		ADJ RPI		CONF. RPI		ADJ CONF. RPI	
DIV. I ONLY			10-35-0		.22222 290		1-8-0		82		158		267		.43294 267		11		11	
DIV. I NON-CONF.			7-11-0		.38889 221		0-3-0		34		154		185		.48384 185		12		12	
TOTALS		RPI 1-25		RPI 26-50		W-L RECORDS		RPI 51-100		RPI 101-150		RPI 150+								
10-35-0		0-1-0		0-4-0		OVERALL		1-15-0		1-11-0		8-4-0								
9-19-0		0-1-0		0-3-0		HOME		0-9-0		1-2-0		8-4-0								
1-16-0		0-0-0		0-1-0		AWAY		1-6-0		0-9-0		0-0-0								
0-0-0		0-0-0		0-0-0		NEUTRAL		0-0-0		0-0-0		0-0-0								
7-11-0		0-1-0		0-1-0		NON-CONFERENCE		1-9-0		0-0-0		6-0-0								
6-7-0		0-1-0		0-0-0		HOME		0-6-0		0-0-0		6-0-0								
1-4-0		0-0-0		0-0-		AWAY		1-3-0		0-0-0		0-0-0								
0-0-0		0-0-0		0-0-0		NEUTRAL		0-0-0		0-0-0		0-0-0								
3-24-0		0-0-0		0-3-0		CONFERENCE		0-6-0		1-11-0		2-4-0								
3-12-0		0-0-0		0-3-0		HOME		0-3-0		1-2-0		2-4-0								
0-12-0		0-0-0		0-0-0		AWAY		0-3-0		0-9-0		0-0-0								
0-0-0		0-0-0		0-0-0		NEUTRAL		0-0-0		0-0-0		0-0-0								
RPI	S	Opponent		Score		RPI	S	Opponent		Score		RPI	S	Opponent		Score				
6	H	TCU		0 3		35	A	Texas A&M		1 8		57	H	DBU		7 11				
						37	H	McNeese		5 8		77	H	Sam Houston St.		3 13				
						37	H	McNeese		4 7		77	H	Sam Houston St.		3 14				
						37	H	McNeese		5 18		77	H	Sam Houston St.		12 19				
												81	H	Michigan St.		5 14				
												81	H	Michigan St.		7 19				
												81	H	Michigan St.		2 9				
												81	H	Michigan St.		7 9				
												90	A	UT Arlington		9 1				
												90	H	UT Arlington		4 5				
												98	A	Kansas St.		3 14				
												98	A	Kansas St.		5 6				
												98	A	Kansas St.		1 11				
												99	A	Houston Baptist		7 8				
												99	A	Houston Baptist		4 9				
												99	A	Houston Baptist		3 10				
														225 H Northwestern St.		9 4				
														225 H Northwestern St.		3 6				
														225 H Northwestern St.		3 10				
														250 H North Dakota St.		5 3				
														250 H North Dakota St.		9 1				
														250 H North Dakota St.		4 1				
														274 H Incarnate Word		3 6				
														274 H Incarnate Word		4 5				
														274 H Incarnate Word		5 0				
LAST 10 GAMES						LAST 10 GAMES						LAST 10 GAMES								
						225	H	Northwestern St.		3 6		132	A	Central Ark.		1 2				
						225	H	Northwestern St.		9 4		98	A	Kansas St.		3 14				
						225	H	Northwestern St.		3 10		98	A	Kansas St.		1 11				
						132	A	Central Ark.		2 10		98	A	Kansas St.		5 6				
						132	A	Central Ark.		8 16		57	H	DBU		7 11				

Non-Div. I Games: Tex. Permian Basin 13 5 Baker 7 0 Tex. Permian Basin 3 2 Abilene Christian

Dayton

Dayton

RPI	S	Opponent	Score	
220	H	Toledo	7	11
221	A	Miami (OH)	6	7
221	H	Miami (OH)	9	16
223	A	Ohio	2	5
227	H	Northern Ky.	10	3
232	A	Eastern Ky.	3	2
237	A	Saint Joseph's	4	6
237	A	Saint Joseph's	1	4
237	A	Saint Joseph's	1	7
251	H	Richmond	1	11
251	H	Richmond	5	10
251	H	Richmond	6	5
253	A	USC Upstate	20	21
262	A	Massachusetts	0	3
262	A	Massachusetts	5	2
262	A	Massachusetts	7	2
269	H	Western Ill.	4	1
269	H	Western Ill.	5	7
269	H	Western Ill.	6	0
271	H	Bowling Green	3	1
281	A	Illinois St.	2	7
281	A	Illinois St.	10	2
281	A	Illinois St.	2	4

Dayton

D
a
y
t
o
n

D
a
y
t
o
n

Average RPI Win:		250	WON-LOST RECORD		WINNING PCT. RANK		LAST 10 GAMES		STRENGTH OF SCHEDULE		OPP. STRENGTH OF SCHEDULE		TEAM RPI		ADJ RPI		CONF. RPI		ADJ CONF. RPI			
DIV. I ONLY			16-28-0		.36364	246	5-5-0		276		279		269		.43057		269		30		30	
DIV. I NON-CONF.			4-15-0		.21053	278	2-0-0		143		204		255		.43958		255		28		28	
TOTALS		RPI 1-25		RPI 26-50		W-L RECORDS		RPI 51-100		RPI 101-150		RPI 150+										
16-28-0		0-4-0		0-0-0		OVERALL		2-3-0		0-3-0		14-18-0										
8-4-0		0-0-0		0-0-0		HOME		1-0-0		0-0-0		7-4-0										
8-22-0		0-2-0		0-0-0		AWAY		1-3-0		0-3-0		7-14-0										
0-2-0		0-2-0		0-0-0		NEUTRAL		0-0-0		0-0-0		0-0-0										
4-15-0		0-4-0		0-0-0		NON-CONFERENCE		1-1-0		0-3-0		3-7-0										
2-0-0		0-0-0		0-0-0		HOME		1-0-0		0-0-0		1-0-0										
2-13-0		0-2-0		0-0-		AWAY		0-1-0		0-3-0		2-7-0										
0-2-0		0-2-0		0-0-0		NEUTRAL		0-0-0		0-0-0		0-0-0										
12-13-0		0-0-0		0-0-0		CONFERENCE		1-2-0		0-0-0		11-11-0										
6-4-0		0-0-0		0-0-0		HOME		0-0-0		0-0-0		6-4-0										
6-9-0		0-0-0		0-0-0		AWAY		1-2-0		0-0-0		5-7-0										
0-0-0		0-0-0		0-0-0		NEUTRAL		0-0-0		0-0-0		0-0-0										
RPI	S	Opponent		Score		RPI	S	Opponent		Score		RPI	S	Opponent		Score						
4	N	Texas Tech		1	15							141	A	Southeast Mo. St.		4	5					
4	N	Texas Tech		5	13							93	A	Oral Roberts		5	2					
24	A	Mississippi St.		2	8							93	A	Oral Roberts		0	1					
24	A	Mississippi St.		9	10							96	A	Iowa		1	4					
												96	H	Iowa		7	5					
												163	A	Saint Louis		6	7					
												190	A	Southern Ill.		2	3					
												190	A	Southern Ill.		6	8					
												190	A	Southern Ill.		2	12					
												229	A	SIUE		3	9					
												229	H	SIUE		21	4					
												249	A	South Dakota St.		7	5					
												249	A	South Dakota St.		7	8					
												249	A	South Dakota St.		8	18					
												249	H	South Dakota St.		8	4					
												249	H	South Dakota St.		7	2					
												249	H	South Dakota St.		5	13					
												250	A	North Dakota St.		0	8					
												250	A	North Dakota St.		3	6					
												250	A	North Dakota St.		2	5					
												250	H	North Dakota St.		0	1					
												250	H	North Dakota St.		5	7					
												250	H	North Dakota St.		5	1					
												268	A	Dayton		1	4					
												268	A	Dayton		0	6					
												268	A	Dayton		7	5					
												279	A	Omaha</								

Non-Div. I Games:	St. Ambrose	9	0	Robert Morris-Peoria	12	1
-------------------	-------------	---	---	----------------------	----	---

Western Ill.

Western Illinois.

1
6
1
1
6
1
1
1
1
1

Western Ill.

W
a
g
n
e
r

Wagner

RPI	S	Opponent	Score	
257	A	Sacred Heart	4	3
257	A	Sacred Heart	6	1
257	A	Sacred Heart	4	6
278	N	Grambling	19	3
290	A	Fairleigh Dickinson	5	4
290	A	Fairleigh Dickinson	6	3
290	A	Fairleigh Dickinson	8	10
290	H	Fairleigh Dickinson	3	0
290	H	Fairleigh Dickinson	5	7
290	H	Fairleigh Dickinson	2	4
292	N	Southern U.	4	11
296	A	NYIT	5	0
296	A	NYIT	4	0
299	A	Saint Peter's	9	2

W
a
g
n
e
r

W
a
g
n
e
r

[illegible]

Non-Div. I Games:

Bowling Green

RPI	S	Opponent	Score	
223	A	Ohio	1	9
223	A	Ohio	4	9
234	H	Western Mich.	8	5
234	H	Western Mich.	7	15
234	H	Western Mich.	4	3
238	N	Army West Point	0	5
238	N	Army West Point	5	0
258	A	Northern Ill.	0	11
258	A	Northern Ill.	7	4
258	A	Northern Ill.	9	1
268	A	Dayton	1	3
272	A	Youngstown St.	5	6
272	H	Youngstown St.	1	3

Bowling Green

B
o
w
l
i
n
g
G
r
e
e
n

B
o
w
l
i
n
g
G
r
e
e
n

Average RPI Win:	198	WON-LOST RECORD	WINNING PCT. RANK	LAST 10 GAMES		STRENGTH OF SCHEDULE	OPP. STRENGTH OF SCHEDULE	TEAM RPI	ADJ RPI	CONF. RPI	ADJ CONF. RPI				
DIV. I ONLY		15-36-0	.29412	275	1-9-0	228	257	272	.42803	272	24	24			
DIV. I NON-CONF.		6-15-0	.28571	256	0-1-0	249	222	254	.44087	254	23	23			
<hr/>															
TOTALS	RPI 1-25		RPI 26-50		W-L RECORDS		RPI 51-100		RPI 101-150		RPI 150+				
15-36-0	0-0-0		0-0-0		OVERALL		2-3-0		1-12-0		12-21-0				
7-11-0	0-0-0		0-0-0		HOME		0-1-0		1-4-0		6-6-0				
8-23-0	0-0-0		0-0-0		AWAY		2-2-0		0-8-0		6-13-0				
0-2-0	0-0-0		0-0-0		NEUTRAL		0-0-0		0-0-0		0-2-0				
6-15-0	0-0-0		0-0-0		NON-CONFERENCE		2-3-0		0-3-0		4-9-0				
1-2-0	0-0-0		0-0-0		HOME		0-1-0		0-0-0		1-1-0				
5-11-0	0-0-0		0-0-		AWAY		2-2-0		0-3-0		3-6-0				
0-2-0	0-0-0		0-0-0		NEUTRAL		0-0-0		0-0-0		0-2-0				
9-21-0	0-0-0		0-0-0		CONFERENCE		0-0-0		1-9-0		8-12-0				
6-9-0	0-0-0		0-0-0		HOME		0-0-0		1-4-0		5-5-0				
3-12-0	0-0-0		0-0-0		AWAY		0-0-0		0-5-0		3-7-0				
0-0-0	0-0-0		0-0-0		NEUTRAL		0-0-0		0-0-0		0-0-0				
RPI	S	Opponent	Score	RPI	S	Opponent	Score	RPI	S	Opponent	Score	RPI	S	Opponent	Score
						65	A Georgia Tech	6		15		103	A Wright St.	7	10
						65	A Georgia Tech	6		14		103	A Wright St.	6	7
						65	A Georgia Tech	12	3			103	H Wright St.	8	11
						71	A Kent St.	11	6			103	H Wright St.	4	16
						71	H Kent St.	3	6			103	H Wright St.	5	2
												125	A Morehead St.	9	23
												129	A Ill.-Chicago	2	10
												129	A Ill.-Chicago	0	1
												129	A Ill.-Chicago	0	3
												129	H Ill.-Chicago	2	6
												129	H Ill.-Chicago	2	23
												133	A Pittsburgh	2	3
												150	A Ohio St.	8	12
												154	A Canisius	4	2
												169	N Indiana St.	4	14
												173	A Austin Peay	2	9
												200	A Valparaiso	4	3
												200	A Valparaiso	2	6
												200	H Valparaiso	7	10
												200	H Valparaiso	9	7
												200	H Valparaiso	6	5
												223	H Ohio	5	6
												227	A Northern Ky.	3	6
												227	A Northern Ky.	8	15
												227	A Northern Ky.	8	7
												227	H Northern Ky.	3	5
												227	H Northern Ky.	3	4
												227	H Northern Ky.	3	4

Non-Div. I Games:

Youngstown St.

RPI	S	Opponent	Score	
232	A	Eastern Ky.	0	11
232	A	Eastern Ky.	3	8
232	A	Eastern Ky.	6	11
233	A	Oakland	5	7
233	A	Oakland	6	8
233	H	Oakland	5	4
233	H	Oakland	6	10
233	H	Oakland	12	4
242	A	Milwaukee	0	3
242	A	Milwaukee	5	14
242	A	Milwaukee	6	5
242	H	Milwaukee	5	1
242	H	Milwaukee	2	5
251	A	Richmond	2	5
251	A	Richmond	1	7
251	A	Richmond	8	5
271	A	Bowling Green	3	1
271	H	Bowling Green	6	5
281	N	Illinois St.	7	13

Youngstown St.

Y
o
u
n
g
s
t
o
w
n
s
t
.

Y
o
u
n
g
s
t
o
w
n
s
t
.

Average RPI Win: 207		WON-LOST	WINNING	LAST 10	STRENGTH OF		OPP. STRENGTH	TEAM	ADJ		CONF.	ADJ CONF.	
Average RPI Loss: 192		RECORD	PCT. RANK	GAMES	SCHEDULE		OF SCHEDULE	RPI	RPI		RPI	RPI	
DIV. I ONLY		18-30-1	.37755	240	5-5-0		274	225	273	.428	273	25	25
DIV. I NON-CONF.		11-16-1	.41071	209	3-1-0		288	207	277	.42287	276	26	26
TOTALS		RPI 1-25	RPI 26-50		W-L RECORDS		RPI 51-100		RPI 101-150		RPI 150+		
18-30-1	0-0-0	0-0-0		OVERALL		2-4-0		1-6-0		15-20-1			
10-14-1	0-0-0	0-0-0		HOME		0-1-0		0-3-0		10-10-1			
8-16-0	0-0-0	0-0-0		AWAY		2-3-0		1-3-0		5-10-0			
0-0-0	0-0-0	0-0-0		NEUTRAL		0-0-0		0-0-0		0-0-0			
11-16-1	0-0-0	0-0-0		NON-CONFERENCE		2-4-0		0-1-0		9-11-1			
8-7-1	0-0-0	0-0-0		HOME		0-1-0		0-0-0		8-6-1			
3-9-0	0-0-0	0-0-		AWAY		2-3-0		0-1-0		1-5-0			
0-0-0	0-0-0	0-0-0		NEUTRAL		0-0-0		0-0-0		0-0-0			
7-14-0	0-0-0	0-0-0		CONFERENCE		0-0-0		1-5-0		6-9-0			
2-7-0	0-0-0	0-0-0		HOME		0-0-0		0-3-0		2-4-0			
5-7-0	0-0-0	0-0-0		AWAY		0-0-0		1-2-0		4-5-0			
0-0-0	0-0-0	0-0-0		NEUTRAL		0-0-0		0-0-0		0-0-0			
RPI	S	Opponent	Score	RPI	S	Opponent	Score	RPI	S	Opponent	Score		
						66 A Washington	4 2	109 H New Mexico St.		4 6			
						66 A Washington	7 5	109 H New Mexico St.		2 6			
						66 H Washington	4 7	109 H New Mexico St.		5 8			
						74 A Minnesota	3 6	116 A Washington St.		4 9			
						74 A Minnesota	4 13	138 A Grand Canyon		9 8			
						74 A Minnesota	7 11	138 A Grand Canyon		0 19			
								138 A Grand Canyon		6 9			
								155 H UC Irvine		2 3			
								155 H UC Irvine		8 2			
								169 H Indiana St.		4 0			
								179 A CSU Bakersfield		3 5			
								179 A CSU Bakersfield		9 6			
								179 A CSU Bakersfield		6 7			
								211 H Sacramento St.		7 4			
								211 H Sacramento St.		0 9			
								211 H Sacramento St.		2 3			
								229 H SIUE		10 13			
								229 H SIUE		4 1			
								229 H SIUE		9 3			
								229 H SIUE		0 6			
								246 H UNLV		7 4			
								246 H UNLV		1 0			
								246 H UNLV		3 4			
						179 A CSU Bakersfield	9 6	138 A Grand Canyon		0 19			
						179 A CSU Bakersfield	3 5	138 A Grand Canyon		9 8			
						179 A CSU Bakersfield	6 7	246 H UNLV		1 0			
						66 A Washington	7 5	246 H UNLV		7 4			
						138 A Grand Canyon	6 9	246 H UNLV		3 4			
								247 A Northern Colo.		14 12			
								247 A Northern Colo.		10 11			
								247 A Northern Colo.		10 1			
								248 A Pacific		17 4			

Non-Div. I Games:

Seattle U

RPI	S	Opponent	Score	
248	A	Pacific	3	4
248	A	Pacific	4	13
248	A	Pacific	5	7
252	A	UTRGV	9	12
252	A	UTRGV	6	7
252	A	UTRGV	6	5
257	H	Sacred Heart	6	4
257	H	Sacred Heart	5	12
257	H	Sacred Heart	3	6
257	H	Sacred Heart	6	3
277	A	Portland	3	6
277	A	Portland	3	5
277	H	Portland	10	10
282	H	Chicago St.	3	4
282	H	Chicago St.	3	6
282	H	Chicago St.	7	2

Seattle U

S
e
a
t
t
l
e
U

S
e
a
t
t
l
e
U

RPI	S	Opponent	Score	
251	H	Richmond	5	7
252	H	UTRGV	4	6
264	A	Utah Valley	0	5
264	A	Utah Valley	6	4
264	A	Utah Valley	8	11
267	A	Abilene Christian	5	4
267	A	Abilene Christian	0	5
267	A	Abilene Christian	6	3
276	H	Texas Southern	17	9
276	H	Texas Southern	7	5
279	H	Omaha	12	11
279	H	Omaha	3	0
279	H	Omaha	9	6
285	A	Prairie View	17	4
285	H	Prairie View	11	1
291	H	Lafayette	6	5
291	N	Lafayette	4	3

Incarnate Word

I
n
c
a
r
n
a
t
e
W
o
r
d

I
n
c
a
r
n
a
t
e
W
o
r
d

Average RPI Win: 266		WON-LOST	WINNING	LAST 10	STRENGTH OF		OPP. STRENGTH	TEAM	ADJ		CONF.	ADJ CONF.
Average RPI Loss: 240		RECORD	PCT. RANK	GAMES	SCHEDULE		OF SCHEDULE	RPI	RPI		RPI	RPI
DIV. I ONLY		20-23-0	.46512	177	6-4-0		292	298	275		27	27
DIV. I NON-CONF.		6-13-0	.31579	249	1-2-0		272	284	279		29	29
TOTALS		RPI 1-25	RPI 26-50		W-L RECORDS		RPI 51-100		RPI 101-150		RPI 150+	
20-23-0		0-0-0	0-0-0		OVERALL		0-0-0		1-1-0		19-22-0	
10-8-0		0-0-0	0-0-0		HOME		0-0-0		1-1-0		9-7-0	
10-14-0		0-0-0	0-0-0		AWAY		0-0-0		0-0-0		10-14-0	
0-1-0		0-0-0	0-0-0		NEUTRAL		0-0-0		0-0-0		0-1-0	
6-13-0		0-0-0	0-0-0		NON-CONFERENCE		0-0-0		1-1-0		5-12-0	
3-3-0		0-0-0	0-0-0		HOME		0-0-0		1-1-0		2-2-0	
3-9-0		0-0-0	0-0-		AWAY		0-0-0		0-0-0		3-9-0	
0-1-0		0-0-0	0-0-0		NEUTRAL		0-0-0		0-0-0		0-1-0	
14-10-0		0-0-0	0-0-0		CONFERENCE		0-0-0		0-0-0		14-10-0	
7-5-0		0-0-0	0-0-0		HOME		0-0-0		0-0-0		7-5-0	
7-5-0		0-0-0	0-0-0		AWAY		0-0-0		0-0-0		7-5-0	
0-0-0		0-0-0	0-0-0		NEUTRAL		0-0-0		0-0-0		0-0-0	
RPI S	Opponent	Score	RPI S	Opponent	Score	RPI S	Opponent	Score	RPI S	Opponent	Score	
									128 H	St. Bonaventure	0	8
									128 H	St. Bonaventure	5	4
									151 A	Delaware	5	15
									178 A	George Washington	6	9
									178 H	George Washington	4	12
									201 A	Navy	2	3
									201 H	Navy	0	18
									228 A	The Citadel	7	1
									228 A	The Citadel	5	6
									228 A	The Citadel	0	4
									231 A	Charleston So.	1	3
									231 A	Charleston So.	9	2
									231 A	Charleston So.	2	3
									241 N	Rider	2	4
									243 A	Towson	6	7
									243 H	Towson	8	1
									260 A	Norfolk St.	6	4
									260 A	Norfolk St.	4	2
									260 A	Norfolk St.	5	4
									260 A	Norfolk St.	1	3
									260 A	Norfolk St.	3	1
									260 A	Norfolk St.	0	5
									260 H	Norfolk St.	19	3
									260 H	Norfolk St.	2	3
									260 H	Norfolk St.	4	6
									280 A	La Salle	2	4
									280 H	La Salle	4	2
LAST 10 GAMES												
			128 H	St. Bonaventure	5	4	260 A	Norfolk St.	6	4		
			128 H	St. Bonaventure	0	8	260 A	Norfolk St.	4	2		
			294 H	Coppin St.	9	11	260 A	Norfolk St.	0	5		
			294 H	Coppin St.	12	8	178 H	George Washington	4	12		
			294 H	Coppin St.	8	4	288 H	UMES	9	0		

Non-Div. I Games:

Delaware St.

RPI	S	Opponent	Score	
288	A	UMES	2	0
288	A	UMES	1	8
288	A	UMES	2	3
288	H	UMES	3	2
288	H	UMES	7	4
288	H	UMES	9	0
290	A	Fairleigh Dickinson	8	7
294	A	Coppin St.	5	3
294	A	Coppin St.	3	8
294	A	Coppin St.	13	6
294	H	Coppin St.	7	9
294	H	Coppin St.	8	4
294	H	Coppin St.	12	8
294	H	Coppin St.	9	11
294	H	Coppin St.	3	14
294	H	Coppin St.	15	5

Delaware St.

D
e
l
a
w
a
r
e
S
t
.

D
e
l
a
w
a
r
e
S
t
.

Average RPI Win: 264		WON-LOST	WINNING	LAST 10	STRENGTH OF		OPP. STRENGTH	TEAM	ADJ		CONF.	ADJ CONF.		
Average RPI Loss: 192		RECORD	PCT. RANK	GAMES	SCHEDULE		OF SCHEDULE	RPI	RPI		RPI	RPI		
DIV. I ONLY		16-32-0	.33333	259	2-8-0		277	292	276	.41993	276	31		
DIV. I NON-CONF.		2-19-0	.09524	295	0-5-0		109	124	268	.42835	268	31		
TOTALS		RPI 1-25	RPI 26-50		W-L RECORDS		RPI 51-100		RPI 101-150		RPI 150+			
16-32-0		0-2-0	0-1-0		OVERALL		1-4-0		1-6-0		14-19-0			
9-3-0		0-0-0	0-0-0		HOME		0-0-0		0-0-0		9-3-0			
7-28-0		0-0-0	0-1-0		AWAY		1-4-0		1-6-0		5-14-0			
0-1-0		0-0-0	0-0-0		NEUTRAL		0-0-0		0-0-0		0-1-0			
2-19-0		0-2-0	0-1-0		NON-CONFERENCE		1-4-0		1-6-0		0-6-0			
0-0-0		0-0-0	0-0-0		HOME		0-0-0		0-0-0		0-0-0			
2-19-0		0-2-0	0-0-		AWAY		1-4-0		1-6-0		0-6-0			
0-0-0		0-0-0	0-0-0		NEUTRAL		0-0-0		0-0-0		0-0-0			
14-13-0		0-0-0	0-0-0		CONFERENCE		0-0-0		0-0-0		14-13-0			
9-3-0		0-0-0	0-0-0		HOME		0-0-0		0-0-0		9-3-0			
5-9-0		0-0-0	0-0-0		AWAY		0-0-0		0-0-0		5-9-0			
0-1-0		0-0-0	0-0-0		NEUTRAL		0-0-0		0-0-0		0-1-0			
RPI	S	Opponent	Score		RPI	S	Opponent	Score		RPI	S	Opponent	Score	
4	A	Texas Tech	7	14	26	A	Houston	3	16	59	A	Kansas	2	11
4	A	Texas Tech	4	8						105	A	Lamar University	2	3
										59	A	Kansas	4	20
										59	A	Kansas	0	10
										140	A	Nicholls St.	1	2
										59	A	Kansas	4	8
										140	A	Nicholls St.	1	10
										99	A	Houston Baptist	4	1
										140	A	Nicholls St.	3	2
										145	A	SFA	0	7
										145	A	SFA	0	14
										224	A	Jackson St.	1	11
										224	A	Jackson St.	4	12
										224	N	Jackson St.	0	15
										252	A	UTRGV	4	11
										252	A	UTRGV	4	5
										252	A	UTRGV	0	9
										252	A	UTRGV	2	12
										274	A	Incarnate Word	9	17
										274	A	Incarnate Word	5	7
										278	A	Grambling	11	7
										278	A	Grambling	3	13
										278	A	Grambling	1	7
										278	H	Grambling	6	5
										278	H	Grambling	5	6
										278	H	Grambling	12	11
										284	A	Ark.-Pine Bluff	7	2
										284	A	Ark.-Pine Bluff	9	5
										284	A	Ark.-Pine Bluff	3	4
										284	H	Ark.-Pine Bluff	9	5
										284	H	Ark.-Pine Bluff	7	4
LAST 10 GAMES				292	H	Southern U.	6	8	278	A	Grambling	11	7	
				59	A	Kansas	0	10	278	A	Grambling	3	13	
				59	A	Kansas	4	8	278	A	Grambling	1	7	
				59	A	Kansas	2	11	105	A	Lamar University	2	3	
				59	A	Kansas	4	20	284	A	Ark.-Pine Bluff	7	2	

Non-Div. I Games:

Texas Southern

RPI	S	Opponent	Score	
284	H	Ark.-Pine Bluff	11	14
285	A	Prairie View	2	3
285	A	Prairie View	8	0
285	A	Prairie View	6	4
285	H	Prairie View	3	0
285	H	Prairie View	8	4
285	H	Prairie View	8	6
292	A	Southern U.	6	8
292	A	Southern U.	5	8
292	A	Southern U.	11	12
292	H	Southern U.	6	8
292	H	Southern U.	9	1
292	H	Southern U.	11	1

Texas Southern

T
e
x
a
s
S
o
u
t
h
e
r
n

T
e
x
a
s
S
o
u
t
h
e
r
n

Portland

RPI	S	Opponent	Score	
265	H	Santa Clara	4	7
265	H	Santa Clara	3	2
273	A	Seattle U	10	10
273	H	Seattle U	5	3
273	H	Seattle U	6	3

Portland

P
o
r
t
l
a
n
d

P
o
r
t
l
a
n
d

RPI	S	Opponent	Score	
285	A	Prairie View	12	7
285	H	Prairie View	0	10
285	H	Prairie View	6	1
285	H	Prairie View	5	7
286	N	Alcorn	4	1
292	A	Southern U.	11	3
292	A	Southern U.	9	6
292	A	Southern U.	2	3
292	H	Southern U.	8	5
292	H	Southern U.	15	4
292	H	Southern U.	14	8
292	N	Southern U.	11	5

Grambling

G
r
a
m
b
l
i
n
g

G
r
a
m
b
l
i
n
g

RPI	S	Opponent	Score	
298	A	Fort Wayne	9	8
298	A	Fort Wayne	4	1
298	H	Fort Wayne	19	0
298	H	Fort Wayne	7	14
298	H	Fort Wayne	7	6

Omaha

O
m
a
h
a

O
m
a
h
a

Average RPI Win: 226		WON-LOST RECORD	WINNING PCT. RANK	LAST 10 GAMES	STRENGTH OF SCHEDULE	OPP. STRENGTH OF SCHEDULE	TEAM RPI	ADJ RPI		CONF. RPI	ADJ CONF. RPI			
Average RPI Loss: 177														
DIV. I ONLY		10-38-0	.20833 292	2-8-0	196	254	280	.4149	280	22	22			
DIV. I NON-CONF.		6-21-0	.22222 275	0-2-0	214	272	278	.4203	278	24	24			
<hr/>														
TOTALS		RPI 1-25	RPI 26-50		W-L RECORDS		RPI 51-100		RPI 101-150		RPI 150+			
10-38-0		0-2-0	0-0-0		OVERALL		0-3-0		0-11-0		10-22-0			
3-12-0		0-0-0	0-0-0		HOME		0-0-0		0-6-0		3-6-0			
6-20-0		0-2-0	0-0-0		AWAY		0-3-0		0-3-0		6-12-0			
1-6-0		0-0-0	0-0-0		NEUTRAL		0-0-0		0-2-0		1-4-0			
6-21-0		0-2-0	0-0-0		NON-CONFERENCE		0-3-0		0-2-0		6-14-0			
2-1-0		0-0-0	0-0-0		HOME		0-0-0		0-0-0		2-1-0			
3-14-0		0-2-0	0-0-		AWAY		0-3-0		0-0-0		3-9-0			
1-6-0		0-0-0	0-0-0		NEUTRAL		0-0-0		0-2-0		1-4-0			
4-17-0		0-0-0	0-0-0		CONFERENCE		0-0-0		0-9-0		4-8-0			
1-11-0		0-0-0	0-0-0		HOME		0-0-0		0-6-0		1-5-0			
3-6-0		0-0-0	0-0-0		AWAY		0-0-0		0-3-0		3-3-0			
0-0-0		0-0-0	0-0-0		NEUTRAL		0-0-0		0-0-0		0-0-0			
RPI	S	Opponent	Score		RPI	S	Opponent	Score		RPI	S	Opponent	Score	
10	A	Virginia	3	18						108	A	VCU	0	3
10	A	Virginia	3	12						108	A	VCU	0	7
										108	A	VCU	1	8
										128	H	St. Bonaventure	0	3
										128	H	St. Bonaventure	7	9
										128	H	St. Bonaventure	4	8
										137	N	Butler	1	3
										137	N	Butler	5	6
										143	H	Davidson	4	24
										143	H	Davidson	4	6
										143	H	Davidson	7	8
										151	H	Delaware	7	3
										152	A	Wofford	1	6
										152	A	Wofford	7	6
										178	H	George Washington	1	4
										178	H	George Washington	2	4
										178	H	George Washington	1	3
										192	N	Penn	2	1
										213	N	Niagara	0	9
										213	N	Niagara	5	8
										217	A	Fordham	3	4
										217	A	Fordham	2	5
										217	A	Fordham	7	6
										221	A	Miami (OH)	2	3
										221	A	Miami (OH)	1	7
										221	A	Miami (OH)	2	15
										223	N	Ohio	5	14
<hr/>														
LAST 10 GAMES														
					178	H	George Washington	2	4	237	A	Saint Joseph's	2	3
					178	H	George Washington	1	4	256	A	Villanova	2	3
					178	H	George Washington	1	3	291	H	Lafayette	9	13
					237	A	Saint Joseph's	5	1	128	H	St. Bonaventure	0	3
					237	A	Saint Joseph's	5	3	128	H	St. Bonaventure	7	9

Non-Div. I Games:

La Salle

RPI	S	Opponent	Score	
223	N	Ohio	2	10
237	A	Saint Joseph's	5	3
237	A	Saint Joseph's	2	3
237	A	Saint Joseph's	5	1
253	A	USC Upstate	8	1
253	A	USC Upstate	3	6
253	A	USC Upstate	3	7
256	A	Villanova	2	3
262	H	Massachusetts	0	3
262	H	Massachusetts	4	3
262	H	Massachusetts	2	6
275	A	Delaware St.	2	4
275	H	Delaware St.	4	2
283	A	Lehigh	4	13
283	A	Lehigh	2	1
291	H	Lafayette	9	13

Average RPI Win:	205	WON-LOST RECORD	WINNING PCT. RANK	LAST 10 GAMES	STRENGTH OF SCHEDULE	OPP. STRENGTH OF SCHEDULE	TEAM RPI	ADJ RPI	CONF. RPI	ADJ CONF. RPI		
DIV. I ONLY		11-37-0	.22917	287	1-9-0	261	203	281	.40714	281	16	16
DIV. I NON-CONF.		9-20-0	.31034	250	1-0-0	265	220	267	.43016	267	13	13
TOTALS	RPI 1-25	RPI 26-50	W-L RECORDS		RPI 51-100	RPI 101-150	RPI 150+					
11-37-0	0-0-0	0-0-0	OVERALL		1-8-0	1-7-0	9-22-0					
4-10-0	0-0-0	0-0-0	HOME		0-0-0	0-1-0	4-9-0					
5-27-0	0-0-0	0-0-0	AWAY		1-8-0	1-6-0	3-13-0					
2-0-0	0-0-0	0-0-0	NEUTRAL		0-0-0	0-0-0	2-0-0					
9-20-0	0-0-0	0-0-0	NON-CONFERENCE		1-5-0	1-4-0	7-11-0					
4-4-0	0-0-0	0-0-0	HOME		0-0-0	0-1-0	4-3-0					
4-16-0	0-0-0	0-0-	AWAY		1-5-0	1-3-0	2-8-0					
1-0-0	0-0-0	0-0-0	NEUTRAL		0-0-0	0-0-0	1-0-0					
2-17-0	0-0-0	0-0-0	CONFERENCE		0-3-0	0-3-0	2-11-0					
0-6-0	0-0-0	0-0-0	HOME		0-0-0	0-0-0	0-6-0					
1-11-0	0-0-0	0-0-0	AWAY		0-3-0	0-3-0	1-5-0					
1-0-0	0-0-0	0-0-0	NEUTRAL		0-0-0	0-0-0	1-0-0					
RPI	S	Opponent	Score	RPI	S	Opponent	Score	RPI	S	Opponent	Score	
						57 A DBU	2 10			106 A Xavier	7 5	
						57 A DBU	4 11			106 A Xavier	2 3	
						57 A DBU	6 7			106 A Xavier	8 9	
						94 A Tennessee Tech	3 4			134 A Illinois	1 7	
						94 A Tennessee Tech	9 2			134 H Illinois	5 6	
						95 A Memphis	1 3			146 A Wichita St.	7 12	
						95 A Memphis	11 12			146 A Wichita St.	5 10	
						95 A Memphis	4 5			146 A Wichita St.	1 11	
						97 A Notre Dame	6 7			163 H Saint Louis	2 1	
										169 H Indiana St.	4 15	
										169 H Indiana St.	3 4	
										169 H Indiana St.	6 9	
										169 N Indiana St.	17 7	
										173 A Austin Peay	4 9	
										190 A Southern Ill.	0 5	
										190 A Southern Ill.	9 10	
										190 A Southern Ill.	2 3	
										191 A Bradley	6 8	
										191 A Bradley	9 4	
										191 A Bradley	3 13	
										200 H Valparaiso	3 4	
										205 A Lipscomb	1 3	
										205 A Lipscomb	3 8	
										205 A Lipscomb	8 10	
										221 A Miami (OH)	6 8	
										221 A Miami (OH)	7 8	
										221 A Miami (OH)	4 9	
LAST 10 GAMES												
						190 A Southern Ill.	9 10			169 H Indiana St.	6 9	
						190 A Southern Ill.	0 5			242 H Milwaukee	8 7	
						190 A Southern Ill.	2 3			146 A Wichita St.	7 12	
						169 H Indiana St.	3 4			146 A Wichita St.	5 10	
						169 H Indiana St.	4 15			146 A Wichita St.	1 11	

Non-Div. I Games: III. Wesleyan 7 5

Illinois St.

Illinois.

Il
li
li
i
n
o
i
s
s
t
.

Illinois St.

[illegible]

Non-Div. I Games:

Chicago St.

Chicago St.

L e h i g h

Lehigh

RPI	S	Opponent	Score	
259	A	Longwood	4	7
259	A	Longwood	7	12
261	H	Iona	7	5
280	H	La Salle	13	4
280	H	La Salle	1	2
288	H	UMES	12	6
288	H	UMES	10	4
289	H	NJIT	8	4
289	H	NJIT	11	6
289	H	NJIT	15	4
289	H	NJIT	2	1
290	N	Fairleigh Dickinson	16	8
291	A	Lafayette	5	1
291	A	Lafayette	9	1
291	A	Lafayette	3	2
291	A	Lafayette	12	2
294	A	Coppin St.	18	9
296	A	NYIT	4	6
299	A	Saint Peter's	15	5
299	H	Saint Peter's	10	3

Lehigh

Average RPI Win:		273	WON-LOST RECORD		WINNING PCT. RANK		LAST 10 GAMES		STRENGTH OF SCHEDULE		OPP. STRENGTH OF SCHEDULE		TEAM RPI		ADJ RPI		CONF. RPI		ADJ CONF. RPI	
DIV. I ONLY			15-31-0		.32609	263	3-7-0		296		275		285		.39882	284	31		31	
DIV. I NON-CONF.			2-17-0		.10526	294	0-1-0		140		21		270		.428	269	31		31	
TOTALS		RPI 1-25		RPI 26-50			W-L RECORDS			RPI 51-100			RPI 101-150			RPI 150+				
15-31-0		0-2-0		0-4-0			OVERALL			0-2-0			0-3-0			15-20-0				
5-8-0		0-0-0		0-0-0			HOME			0-0-0			0-1-0			5-7-0				
10-23-0		0-2-0		0-4-0			AWAY			0-2-0			0-2-0			10-13-0				
0-0-0		0-0-0		0-0-0			NEUTRAL			0-0-0			0-0-0			0-0-0				
2-17-0		0-2-0		0-4-0			NON-CONFERENCE			0-2-0			0-3-0			2-6-0				
0-1-0		0-0-0		0-0-0			HOME			0-0-0			0-1-0			0-0-0				
2-16-0		0-2-0		0-0-			AWAY			0-2-0			0-2-0			2-6-0				
0-0-0		0-0-0		0-0-0			NEUTRAL			0-0-0			0-0-0			0-0-0				
13-14-0		0-0-0		0-0-0			CONFERENCE			0-0-0			0-0-0			13-14-0				
5-7-0		0-0-0		0-0-0			HOME			0-0-0			0-0-0			5-7-0				
8-7-0		0-0-0		0-0-0			AWAY			0-0-0			0-0-0			8-7-0				
0-0-0		0-0-0		0-0-0			NEUTRAL			0-0-0			0-0-0			0-0-0				
RPI	S	Opponent			Score		RPI	S	Opponent			Score		RPI	S	Opponent			Score	
12	A	Baylor			3	17	32	A	Ole Miss			6	14	63	A	Missouri			6	15
24	A	Mississippi St.			8	11	33	A	Louisiana Tech			1	16	63	A	Missouri			1	13
						33	A	Louisiana Tech			0	11								
						33	A	Louisiana Tech			3	13								
								LAST 10 GAMES												
						132	H	Central Ark.			5	6	285	H	Prairie View			4	9	
						292	A	Southern U.			6	4	285	H	Prairie View			10	5	
						292	A	Southern U.			2	4	276	H	Texas Southern			2	7	
						292	A	Southern U.			5	9	276	H	Texas Southern			5	9	
						285	H	Prairie View			9	12	276	H	Texas Southern			4	3	
													278	H	Grambling			3	4	
													278	A	Grambling			5	11	
													278	A	Grambling			14	8	
													278	H	Grambling			8	2	
													278	H	Grambling			3	4	
													278	H	Grambling			15	1	
													285	A	Prairie View			3	8	
													285	A	Prairie View			13	10	
													285	A	Prairie View			7	6	
													285	H	Prairie View			9	12	

Non-Div. I Games:

Ark.-Pine Bluff

RPI	S	Opponent	Score	
285	H	Prairie View	4	9
285	H	Prairie View	10	5
292	A	Southern U.	6	4
292	A	Southern U.	2	4
292	A	Southern U.	5	9
292	H	Southern U.	3	7
292	H	Southern U.	9	8
292	H	Southern U.	2	3
295	A	Alabama A&M	4	1
295	A	Alabama A&M	5	4
295	A	Alabama A&M	9	5

Ark.-Pine Bluff

A
r
k
.
-
P
i
n
e
B
l
u
f
f

A
r
k
.
-
P
i
n
e
B
l
u
f
f

P r a i r i e V i e w

RPI	S	Opponent	Score	
284	A	Ark.-Pine Bluff	12	9
284	H	Ark.-Pine Bluff	8	3
284	H	Ark.-Pine Bluff	10	13
284	H	Ark.-Pine Bluff	6	7
286	N	Alcorn	3	11
292	A	Southern U.	8	6
292	A	Southern U.	14	6
292	A	Southern U.	5	6
292	H	Southern U.	3	1
292	H	Southern U.	15	13
292	H	Southern U.	3	1

Prairie View

P
r
a
i
r
i
e
V
i
e
w

P
r
a
i
r
i
e
V
i
e
w

Average RPI Win: 251		WON-LOST RECORD	WINNING PCT. RANK		LAST 10 GAMES	STRENGTH OF SCHEDULE	OPP. STRENGTH OF SCHEDULE	TEAM RPI	ADJ RPI		CONF. RPI	ADJ CONF. RPI		
Average RPI Loss: 188														
DIV. I ONLY		11-31-0	.2619	281	2-8-0	278	286	286	.38981	286	31	31		
DIV. I NON-CONF.		2-13-0	.13333	289	0-1-0	35	90	266	.43416	266	31	31		
<hr/>														
TOTALS		RPI 1-25	RPI 26-50		W-L RECORDS	RPI 51-100		RPI 101-150		RPI 150+				
11-31-0	0-2-0	0-1-0		OVERALL		0-1-0		2-7-0		9-20-0				
5-12-0	0-0-0	0-0-0		HOME		0-0-0		2-2-0		3-10-0				
3-18-0	0-2-0	0-1-0		AWAY		0-1-0		0-5-0		3-9-0				
3-1-0	0-0-0	0-0-0		NEUTRAL		0-0-0		0-0-0		3-1-0				
<hr/>														
2-13-0	0-2-0	0-1-0		NON-CONFERENCE		0-1-0		2-7-0		0-2-0				
2-3-0	0-0-0	0-0-0		HOME		0-0-0		2-2-0		0-1-0				
0-10-0	0-2-0	0-0-		AWAY		0-1-0		0-5-0		0-1-0				
0-0-0	0-0-0	0-0-0		NEUTRAL		0-0-0		0-0-0		0-0-0				
<hr/>														
9-18-0	0-0-0	0-0-0		CONFERENCE		0-0-0		0-0-0		9-18-0				
3-9-0	0-0-0	0-0-0		HOME		0-0-0		0-0-0		3-9-0				
3-8-0	0-0-0	0-0-0		AWAY		0-0-0		0-0-0		3-8-0				
3-1-0	0-0-0	0-0-0		NEUTRAL		0-0-0		0-0-0		3-1-0				
<hr/>														
RPI	S	Opponent	Score		RPI	S	Opponent	Score		RPI	S	Opponent	Score	
18	A	Arkansas	3	11	27	A	Southeastern La.	3	21	95	A	Memphis	7	18
18	A	Arkansas	2	3					123	A	New Orleans	6	7	
				123					A	New Orleans	0	14		
				123					A	New Orleans	0	10		
				137					H	Butler	13	8		
				137					H	Butler	5	1		
				137					H	Butler	0	5		
				137					H	Butler	2	3		
				140					A	Nicholls St.	6	7		
				140					A	Nicholls St.	5	13		
				170					H	Murray St.	8	11		
				177					A	Alabama	1	18		
				196					A	Alabama St.	0	10		
				196					A	Alabama St.	4	6		
				196					A	Alabama St.	4	9		
				196					H	Alabama St.	3	8		
				196					H	Alabama St.	3	12		
				196					H	Alabama St.	2	10		
				224					A	Jackson St.	4	16		
				224					A	Jackson St.	6	11		
				224					H	Jackson St.	2	13		
				224	H	Jackson St.	9	6						
				224	H	Jackson St.	4	9						
				224	N	Jackson St.	5	4						
				278	N	Grambling	1	4						
				285	N	Prairie View	11	3						
				292	N	Southern U.	6	5						
				293	A	Mississippi Val.	11	3						
<hr/>														
LAST 10 GAMES														
196 H Alabama St.					2	10	295 A Alabama A&M					6	8	
196 H Alabama St.					3	12	27 A Southeastern La.					3	21	
196 H Alabama St.					3	8	224 H Jackson St.					4	9	
295 A Alabama A&M					12	1	224 H Jackson St.					9	6	
295 A Alabama A&M					1	12	224 H Jackson St.					2	13	

Non-Div. I Games:

Alcorn

RPI	S	Opponent	Score	
293	A	Mississippi Val.	3	5
293	A	Mississippi Val.	13	0
293	H	Mississippi Val.	3	2
293	H	Mississippi Val.	1	5
293	H	Mississippi Val.	4	3
295	A	Alabama A&M	6	8
295	A	Alabama A&M	1	12
295	A	Alabama A&M	12	1
295	H	Alabama A&M	10	13
295	H	Alabama A&M	0	7
295	H	Alabama A&M	0	4

Alcorn

A
l
c
o
r
n

A
l
c
o
r
n

Average RPI Win:	258	WON-LOST	WINNING	LAST 10	STRENGTH OF	OPP. STRENGTH	TEAM	ADJ	CONF.	ADJ CONF.		
Average RPI Loss:	155	RECORD	PCT. RANK	GAMES	SCHEDULE	OF SCHEDULE	RPI	RPI	RPI	RPI		
DIV. I ONLY		12-39-0	.23529	285	1-9-0	265	241	287	.38496	287	27	27
DIV. I NON-CONF.		9-18-0	.33333	245	0-2-0	285	290	288	.38697	288	29	29
<hr/>												
TOTALS	RPI 1-25	RPI 26-50		W-L RECORDS		RPI 51-100		RPI 101-150		RPI 150+		
12-39-0	0-0-0	0-2-0		OVERALL		1-10-0		1-9-0		10-18-0		
11-18-0	0-0-0	0-1-0		HOME		1-4-0		1-3-0		9-10-0		
1-21-0	0-0-0	0-1-0		AWAY		0-6-0		0-6-0		1-8-0		
0-0-0	0-0-0	0-0-0		NEUTRAL		0-0-0		0-0-0		0-0-0		
9-18-0	0-0-0	0-2-0		NON-CONFERENCE		0-5-0		0-4-0		9-7-0		
9-8-0	0-0-0	0-1-0		HOME		0-2-0		0-1-0		9-4-0		
0-10-0	0-0-0	0-0-		AWAY		0-3-0		0-3-0		0-3-0		
0-0-0	0-0-0	0-0-0		NEUTRAL		0-0-0		0-0-0		0-0-0		
3-21-0	0-0-0	0-0-0		CONFERENCE		1-5-0		1-5-0		1-11-0		
2-10-0	0-0-0	0-0-0		HOME		1-2-0		1-2-0		0-6-0		
1-11-0	0-0-0	0-0-0		AWAY		0-3-0		0-3-0		1-5-0		
0-0-0	0-0-0	0-0-0		NEUTRAL		0-0-0		0-0-0		0-0-0		
<hr/>												
RPI	S	Opponent	Score	RPI	S	Opponent	Score	RPI	S	Opponent	Score	
				48	A	Mercer	2 12	72	A	Ga. Southern	7 11	
				48	H	Mercer	0 6	72	H	Ga. Southern	5 6	
								80	A	Jacksonville	7 9	
								80	H	Jacksonville	7 11	
								86	A	Bethune-Cookman	5 10	
								86	A	Bethune-Cookman	0 16	
								86	A	Bethune-Cookman	5 9	
								86	H	Bethune-Cookman	4 8	
								86	H	Bethune-Cookman	8 7	
								86	H	Bethune-Cookman	0 1	
								92	A	Georgia	3 12	
								102	A	Western Caro.	2 9	
								102	A	Western Caro.	1 21	
								107	A	North Florida	2 7	
								107	H	North Florida	3 12	
								114	A	Florida A&M	5 7	
								114	A	Florida A&M	6 15	
								114	A	Florida A&M	3 4	
								114	H	Florida A&M	1 11	
								114	H	Florida A&M	16 11	
								114	H	Florida A&M	3 4	
								164	A	Kennesaw St.	1 9	
								198	A	N.C. A&T	1 2	
								198	A	N.C. A&T	3 12	
								198	A	N.C. A&T	5 11	
								198	H	N.C. A&T	2 12	
								198	H	N.C. A&T	10 11	
								198	H	N.C. A&T	2 7	
								214	A	Georgia St.	0 3	
								231	A	Charleston So.	5 7	
								255	A	N.C. Central	12 7	
								255	A	N.C. Central	2 4	
								255	A	N.C. Central	2 11	
								255	H	N.C. Central	1 19	
								255	H	N.C. Central	1 10	
								255	H	N.C. Central	5 10	
								2				
								2				
								2				
								2				
								2				
								2				
								2				
								2				
								2				
								2				
								2				
								2				
								2				
								2				
								2				
								2				
								2				
								2				
								2				
								2				
								2				
								2				
								2				
								2				
								2				
								2				
								2				
								2				
								2				
								2				
								2				
								2				
								2				
								2				
								2				
								2				
								2				
								2				
								2				
								2				
								2				
								2				
								2				
								2				
								2				
								2				
								2				
								2				
								2				
								2				
								2				
								2				
								2				
								2				
								2				
								2				
								2</				

Non-Div. I Games:

Savannah St.

S
a
v
a
n
n
a
h
s
t
.

S
a
v
a
n
n
a
h
s
t
.

Savannah St.

Average RPI Win: 275		WON-LOST RECORD	WINNING PCT. RANK		LAST 10 GAMES	STRENGTH OF SCHEDULE	OPP. STRENGTH OF SCHEDULE	TEAM RPI	ADJ RPI		CONF. RPI	ADJ CONF. RPI	
Average RPI Loss: 220													
DIV. I ONLY		12-38-0	.24	284	4-6-0	266	299	288	.38485	288	27	27	
DIV. I NON-CONF.		3-19-0	.13636	288	0-4-0	144	298	286	.39337	286	29	29	
<hr/>													
TOTALS		RPI 1-25		RPI 26-50		W-L RECORDS		RPI 51-100		RPI 101-150		RPI 150+	
12-38-0		0-0-0		0-3-0		OVERALL		0-0-0		0-6-0		12-29-0	
8-9-0		0-0-0		0-0-0		HOME		0-0-0		0-0-0		8-9-0	
4-29-0		0-0-0		0-3-0		AWAY		0-0-0		0-6-0		4-19-0	
0-0-0		0-0-0		0-0-0		NEUTRAL		0-0-0		0-0-0		0-0-0	
3-19-0		0-0-0		0-3-0		NON-CONFERENCE		0-0-0		0-6-0		3-10-0	
3-2-0		0-0-0		0-0-0		HOME		0-0-0		0-0-0		3-2-0	
0-17-0		0-0-0		0-0-		AWAY		0-0-0		0-6-0		0-8-0	
0-0-0		0-0-0		0-0-0		NEUTRAL		0-0-0		0-0-0		0-0-0	
9-19-0		0-0-0		0-0-0		CONFERENCE		0-0-0		0-0-0		9-19-0	
5-7-0		0-0-0		0-0-0		HOME		0-0-0		0-0-0		5-7-0	
4-12-0		0-0-0		0-0-0		AWAY		0-0-0		0-0-0		4-12-0	
0-0-0		0-0-0		0-0-0		NEUTRAL		0-0-0		0-0-0		0-0-0	
RPI	S	Opponent	Score	RPI	S	Opponent	Score	RPI	S	Opponent	Score		
				48	A	Mercer	2 13			119	A	Duke	3 10
				48	A	Mercer	4 8			133	A	Pittsburgh	1 20
				48	A	Mercer	0 15			133	A	Pittsburgh	4 9
										149	A	UNCG	3 11
										149	A	UNCG	2 4
										149	A	UNCG	4 18
										178	A	George Washington	4 10
										198	A	N.C. A&T	4 11
										198	A	N.C. A&T	9 17
										198	A	N.C. A&T	5 19
										201	A	Navy	5 17
										201	H	Navy	5 13
										203	A	Georgetown	5 8
										243	A	Towson	3 4
										243	H	Towson	10 4
										255	A	N.C. Central	0 6
										260	A	Norfolk St.	2 8
										260	A	Norfolk St.	3 5
										260	A	Norfolk St.	1 11
										260	H	Norfolk St.	6 5
										260	H	Norfolk St.	3 2
										260	H	Norfolk St.	1 2
										260	H	Norfolk St.	9 11
										260	H	Norfolk St.	4 10
										260	H	Norfolk St.	1 7
										261	H	Iona	0 2
										261	H	Iona	4 3
LAST 10 GAMES													
				203	A	Georgetown	5 8			133	A	Pittsburgh	1 20
				243	A	Towson	3 4			133	A	Pittsburgh	4 9
				260	H	Norfolk St.	3 2			294	A	Coppin St.	6 7
				260	H	Norfolk St.	6 5			294	A	Coppin St.	5 3
				260	H	Norfolk St.	1 2			294	A	Coppin St.	15 12

Non-Div. I Games:

UMES

RPI	S	Opponent	Score	
261	H	Iona	6	1
275	A	Delaware St.	2	3
275	A	Delaware St.	0	9
275	A	Delaware St.	4	7
275	H	Delaware St.	8	1
275	H	Delaware St.	0	2
275	H	Delaware St.	3	2
283	A	Lehigh	6	12
283	A	Lehigh	4	10
294	A	Coppin St.	6	7
294	A	Coppin St.	7	4
294	A	Coppin St.	15	12
294	A	Coppin St.	4	3
294	A	Coppin St.	5	3
294	A	Coppin St.	0	1
294	H	Coppin St.	6	3
294	H	Coppin St.	3	7
294	H	Coppin St.	2	4
297	A	Mt. St. Mary's	0	2
297	A	Mt. St. Mary's	1	2

U
M
E
S

UMES

Average RPI Win: 232		WON-LOST	WINNING	LAST 10	STRENGTH OF	OPP. STRENGTH	TEAM	ADJ	CONF.	ADJ CONF.		
Average RPI Loss: 186		RECORD	PCT. RANK	GAMES	SCHEDULE	OF SCHEDULE	RPI	RPI	RPI	RPI		
DIV. I ONLY		8-38-0	.17391	294	4-6-0	263	266	289	.38028	289	20	20
DIV. I NON-CONF.		7-21-0	.25	267	3-2-0	297	299	293	.37278	293	22	22
<hr/>												
TOTALS		RPI 1-25		RPI 26-50		W-L RECORDS		RPI 51-100		RPI 101-150		RPI 150+
8-38-0		0-0-0		0-0-0		OVERALL		0-6-0		1-8-0		7-24-0
4-12-0		0-0-0		0-0-0		HOME		0-6-0		0-0-0		4-6-0
3-24-0		0-0-0		0-0-0		AWAY		0-0-0		1-8-0		2-16-0
1-2-0		0-0-0		0-0-0		NEUTRAL		0-0-0		0-0-0		1-2-0
<hr/>												
7-21-0		0-0-0		0-0-0		NON-CONFERENCE		0-0-0		1-2-0		6-19-0
3-1-0		0-0-0		0-0-0		HOME		0-0-0		0-0-0		3-1-0
3-18-0		0-0-0		0-0-		AWAY		0-0-0		1-2-0		2-16-0
1-2-0		0-0-0		0-0-0		NEUTRAL		0-0-0		0-0-0		1-2-0
<hr/>												
1-17-0		0-0-0		0-0-0		CONFERENCE		0-6-0		0-6-0		1-5-0
1-11-0		0-0-0		0-0-0		HOME		0-6-0		0-0-0		1-5-0
0-6-0		0-0-0		0-0-0		AWAY		0-0-0		0-6-0		0-0-0
0-0-0		0-0-0		0-0-0		NEUTRAL		0-0-0		0-0-0		0-0-0
<hr/>												
RPI	S	Opponent	Score	RPI	S	Opponent	Score	RPI	S	Opponent	Score	
						55 H FGCU	1 20			107 A North Florida	3 6	
						55 H FGCU	5 7			107 A North Florida	8 13	
						55 H FGCU	6 10			107 A North Florida	1 16	
						80 H Jacksonville	3 5			131 A High Point	5 6	
						80 H Jacksonville	11 13			131 A High Point	4 2	
						80 H Jacksonville	3 4			131 A High Point	0 11	
										147 A Stetson	2 13	
										147 A Stetson	2 4	
										147 A Stetson	2 3	
										154 N Canisius	1 6	
										158 H Fairfield	13 12	
										164 H Kennesaw St.	5 2	
										164 H Kennesaw St.	5 15	
										164 H Kennesaw St.	1 13	
										178 A George Washington	2 8	
										178 A George Washington	1 4	
										178 A George Washington	2 6	
										205 H Lipscomb	2 11	
										205 H Lipscomb	3 8	
										205 H Lipscomb	10 15	
										226 A James Madison	2 14	
										226 A James Madison	8 9	
										226 A James Madison	11 5	
										226 A James Madison	6 20	
										241 A Rider	1 8	
										255 A N.C. Central	3 7	
										255 A N.C. Central	1 10	
<hr/>												
LAST 10 GAMES												
						296 A NYIT	3 4			226 A James Madison	11 5	
						296 A NYIT	4 0			226 A James Madison	6 20	
						158 H Fairfield	13 12			241 A Rider	1 8	
						55 H FGCU	6 10			255 A N.C. Central	3 7	
						55 H FGCU	1 20			255 A N.C. Central	1 10	

Non-Div. I Games:

NJIT

RPI	S	Opponent	Score	
255	A	N.C. Central	3	4
282	N	Chicago St.	7	2
283	A	Lehigh	1	2
283	A	Lehigh	4	15
283	A	Lehigh	4	8
283	A	Lehigh	6	11
290	A	Fairleigh Dickinson	7	14
296	A	NYIT	3	4
296	A	NYIT	4	0
296	H	NYIT	6	2
296	H	NYIT	7	10
298	N	Fort Wayne	3	5
299	H	Saint Peter's	17	1

NJIT

[illegible]

Non-Div. I Games:

Fairleigh Dickinson

RPI	S	Opponent	Score	
275	H	Delaware St.	7	8
283	N	Lehigh	8	16
287	A	Savannah St.	9	10
287	A	Savannah St.	4	6
287	A	Savannah St.	2	3
289	H	NJIT	14	7
291	H	Lafayette	10	9
297	H	Mt. St. Mary's	15	2
297	H	Mt. St. Mary's	6	5
297	H	Mt. St. Mary's	4	1
297	H	Mt. St. Mary's	5	2
299	A	Saint Peter's	25	10
299	H	Saint Peter's	13	6

Fairleigh Dickinson

F
a
i
r
l
e
i
g
h
D
i
c
k
i
n
s
o
n

F
a
i
r
l
e
i
g
h
D
i
c
k
i
n
s
o
n

Average RPI Win:	222	WON-LOST RECORD	WINNING PCT. RANK	LAST 10 GAMES		STRENGTH OF SCHEDULE	OPP. STRENGTH OF SCHEDULE	TEAM RPI	ADJ RPI	CONF. RPI	ADJ CONF. RPI
Average RPI Loss:	209										
DIV. I ONLY		8-44-0	.15385 296	5-5-0		240	285	291	.37485 291	28	28
DIV. I NON-CONF.		4-28-0	.125 292	2-2-0		255	293	292	.37402 292	30	30
TOTALS	RPI 1-25		RPI 26-50	W-L RECORDS		RPI 51-100			RPI 101-150		RPI 150+
8-44-0	0-0-0		0-0-0	OVERALL		1-0-0			0-8-0		7-36-0
5-11-0	0-0-0		0-0-0	HOME		0-0-0			0-1-0		5-10-0
1-25-0	0-0-0		0-0-0	AWAY		0-0-0			0-7-0		1-18-0
2-8-0	0-0-0		0-0-0	NEUTRAL		1-0-0			0-0-0		1-8-0
4-28-0	0-0-0		0-0-0	NON-CONFERENCE		1-0-0			0-8-0		3-20-0
1-3-0	0-0-0		0-0-0	HOME		0-0-0			0-1-0		1-2-0
1-17-0	0-0-0		0-0-	AWAY		0-0-0			0-7-0		1-10-0
2-8-0	0-0-0		0-0-0	NEUTRAL		1-0-0			0-0-0		1-8-0
4-16-0	0-0-0		0-0-0	CONFERENCE		0-0-0			0-0-0		4-16-0
4-8-0	0-0-0		0-0-0	HOME		0-0-0			0-0-0		4-8-0
0-8-0	0-0-0		0-0-0	AWAY		0-0-0			0-0-0		0-8-0
0-0-0	0-0-0		0-0-0	NEUTRAL		0-0-0			0-0-0		0-0-0
RPI S Opponent Score			RPI S Opponent Score			RPI S Opponent Score			RPI S Opponent Score		
						97 N Notre Dame 10 2			101 H Rutgers 4 28		
									112 A William & Mary 5 6		
									112 A William & Mary 1 16		
									112 A William & Mary 4 5		
									149 A UNCG 7 25		
									149 A UNCG 7 8		
									149 A UNCG 2 14		
									149 A UNCG 8 11		
									163 N Saint Louis 6 24		
									187 N Harvard 0 6		
									187 N Harvard 1 13		
									192 A Penn 1 4		
									192 A Penn 3 13		
									192 A Penn 2 3		
									192 A Penn 1 2		
									192 H Penn 8 9		
									201 A Navy 6 10		
									201 A Navy 6 9		
									201 A Navy 1 7		
									201 A Navy 1 4		
									203 N Georgetown 4 10		
									203 N Georgetown 7 14		
									203 N Georgetown 6 13		
									209 A Penn St. 2 9		
									213 H Niagara 5 14		
									213 H Niagara 8 7		
									283 H Lehigh 2 12		
									219 H Holy Cross 8 7		
									283 H Lehigh 1 5		
									219 H Holy Cross 8 7		

Non-Div. I Games:

Lafayette

RPI	S	Opponent	Score	
219	H	Holy Cross	10	9
219	H	Holy Cross	7	8
219	H	Holy Cross	10	7
222	A	Monmouth	4	5
230	A	Bucknell	10	11
230	A	Bucknell	5	6
230	A	Bucknell	5	8
230	A	Bucknell	1	4
237	A	Saint Joseph's	1	11
238	H	Army West Point	9	10
238	H	Army West Point	4	5
238	H	Army West Point	10	6
238	H	Army West Point	5	10
241	A	Rider	0	2
274	A	Incarnate Word	5	6
274	N	Incarnate Word	3	4
280	A	La Salle	13	9
283	H	Lehigh	2	3
283	H	Lehigh	2	12
283	H	Lehigh	1	5
283	H	Lehigh	1	9
290	A	Fairleigh Dickinson	9	10
294	N	Coppin St.	1	3
294	N	Coppin St.	6	5

Lafayette

L
a
f
a
y
e
t
t
e

L
a
f
a
y
e
t
t
e

Average RPI Win:	264	WON-LOST RECORD	WINNING PCT. RANK	LAST 10 GAMES	STRENGTH OF SCHEDULE	OPP. STRENGTH OF SCHEDULE	TEAM RPI	ADJ RPI	CONF. RPI	ADJ CONF. RPI				
Average RPI Loss:	235													
DIV. I ONLY	13-25-0	.34211	256	4-5-0	299	297	292	.3701	292	31	31			
DIV. I NON-CONF.	2-8-0	.2	279	1-1-0	206	156	281	.41263	281	31	31			
<hr/>														
TOTALS	RPI 1-25	RPI 26-50		W-L RECORDS	RPI 51-100		RPI 101-150		RPI 150+					
13-25-0	0-0-0	0-0-0		OVERALL	0-3-0		1-3-0		12-19-0					
9-6-0	0-0-0	0-0-0		HOME	0-0-0		1-1-0		8-5-0					
3-15-0	0-0-0	0-0-0		AWAY	0-3-0		0-2-0		3-10-0					
1-4-0	0-0-0	0-0-0		NEUTRAL	0-0-0		0-0-0		1-4-0					
<hr/>														
2-8-0	0-0-0	0-0-0		NON-CONFERENCE	0-3-0		1-3-0		1-2-0					
1-1-0	0-0-0	0-0-0		HOME	0-0-0		1-1-0		0-0-0					
0-5-0	0-0-0	0-0-		AWAY	0-3-0		0-2-0		0-0-0					
1-2-0	0-0-0	0-0-0		NEUTRAL	0-0-0		0-0-0		1-2-0					
<hr/>														
11-17-0	0-0-0	0-0-0		CONFERENCE	0-0-0		0-0-0		11-17-0					
8-5-0	0-0-0	0-0-0		HOME	0-0-0		0-0-0		8-5-0					
3-10-0	0-0-0	0-0-0		AWAY	0-0-0		0-0-0		3-10-0					
0-2-0	0-0-0	0-0-0		NEUTRAL	0-0-0		0-0-0		0-2-0					
<hr/>														
RPI S	Opponent	Score	RPI S	Opponent	Score	RPI S	Opponent	Score	RPI S	Opponent	Score			
						95 A	Memphis	5 9	105 H	Lamar University	1 10			
						95 A	Memphis	1 11	123 A	New Orleans	0 5			
						95 A	Memphis	3 5	140 A	Nicholls St.	9 10			
									140 H	Nicholls St.	6 5			
									224 A	Jackson St.	4 5			
									224 H	Jackson St.	13 8			
									236 N	LIU Brooklyn	4 9			
									266 N	Hofstra	2 4			
									270 N	Wagner	11 4			
									276 A	Texas Southern	1 9			
									276 A	Texas Southern	8 6			
									276 A	Texas Southern	1 11			
									276 H	Texas Southern	12 11			
									276 H	Texas Southern	8 6			
									276 H	Texas Southern	8 5			
									278 A	Grambling	4 15			
									278 A	Grambling	5 8			
									278 A	Grambling	8 14			
									278 H	Grambling	6 9			
									278 H	Grambling	3 2			
									278 H	Grambling	3 11			
									278 N	Grambling	5 11			
									LAST 10 GAMES			278 A	Ark.-Pine Bluff	7 3
									276 A	Texas Southern	8 6	284 A	Ark.-Pine Bluff	8 9
									105 H	Lamar University	1 10	284 A	Ark.-Pine Bluff	3 2
284 H	Ark.-Pine Bluff	4 6	284 H	Ark.-Pine Bluff	9 5									
284 H	Ark.-Pine Bluff	4 2	278 A	Grambling	4 6									
			LAST 10 GAMES			284 H	Ark.-Pine Bluff	4 6						
			284 H	Ark.-Pine Bluff	9 5	140 H	Nicholls St.	6 5						
			140 H	Nicholls St.	6 5	285 A	Prairie View	1 3						
			285 A	Prairie View	1 3	285 A	Prairie View	13 15						
			285 A	Prairie View	13 15	284 H	Ark.-Pine Bluff	4 6						
			LAST 10 GAMES			278 A	Grambling	8 14						
			278 A	Grambling	8 14	284 H	Ark.-Pine Bluff	4 6						
			284 H	Ark.-Pine Bluff	4 6									

Non-Div. I Games: Loyola (LA) 2 1 LSU-Alexandria 7 1 Loyola (LA) 13 6

Southern U.

Southern U.

S
o
u
t
h
e
r
n
U
.

Southern U.

Average RPI Win: 263		WON-LOST	WINNING	LAST 10	STRENGTH OF		OPP. STRENGTH	TEAM	ADJ	CONF.	ADJ CONF.
Average RPI Loss: 217		RECORD	PCT. RANK	GAMES	SCHEDULE		OF SCHEDULE	RPI	RPI	RPI	RPI
DIV. I ONLY		7-32-0	.17949	293	1-9-0		283	296	293	.36408	293
DIV. I NON-CONF.		1-14-0	.06667	297	0-5-0		178	277	289	.38186	289
TOTALS		RPI 1-25	RPI 26-50		W-L RECORDS		RPI 51-100		RPI 101-150		RPI 150+
7-32-0		0-1-0	0-0-0		OVERALL		0-1-0		0-3-0		7-27-0
2-14-0		0-0-0	0-0-0		HOME		0-0-0		0-0-0		2-14-0
5-18-0		0-1-0	0-0-0		AWAY		0-1-0		0-3-0		5-13-0
0-0-0		0-0-0	0-0-0		NEUTRAL		0-0-0		0-0-0		0-0-0
1-14-0		0-1-0	0-0-0		NON-CONFERENCE		0-1-0		0-3-0		1-9-0
0-4-0		0-0-0	0-0-0		HOME		0-0-0		0-0-0		0-4-0
1-10-0		0-1-0	0-0-		AWAY		0-1-0		0-3-0		1-5-0
0-0-0		0-0-0	0-0-0		NEUTRAL		0-0-0		0-0-0		0-0-0
6-18-0		0-0-0	0-0-0		CONFERENCE		0-0-0		0-0-0		6-18-0
2-10-0		0-0-0	0-0-0		HOME		0-0-0		0-0-0		2-10-0
4-8-0		0-0-0	0-0-0		AWAY		0-0-0		0-0-0		4-8-0
0-0-0		0-0-0	0-0-0		NEUTRAL		0-0-0		0-0-0		0-0-0
RPI S	Opponent	Score		RPI S	Opponent	Score		RPI S	Opponent	Score	
24 A	Mississippi St.	0	5					95 A	Memphis	4	13
								132 A	Central Ark.	2	9
								140 A	Nicholls St.	3	4
								145 A	SFA	2	8
								185 A	Arkansas St.	10	9
								196 A	Alabama St.	5	10
								196 A	Alabama St.	7	2
								196 A	Alabama St.	3	12
								196 H	Alabama St.	5	7
								196 H	Alabama St.	6	7
								196 H	Alabama St.	2	14
								205 A	Lipscomb	3	9
								205 A	Lipscomb	3	9
								205 A	Lipscomb	1	11
								224 A	Jackson St.	2	9
								224 A	Jackson St.	6	13
								224 A	Jackson St.	8	9
								224 H	Jackson St.	0	6
								224 H	Jackson St.	2	3
								224 H	Jackson St.	3	5
								225 A	Northwestern St.	1	11
								225 A	Northwestern St.	0	14
								250 H	North Dakota St.	3	9
								250 H	North Dakota St.	4	10
								250 H	North Dakota St.	6	9
								250 H	North Dakota St.	4	7
								286 A	Alcorn	5	1
								286 A	Alcorn	3	4
LAST 10 GAMES											
205 A	Lipscomb	3	9	196 A	Alabama St.	3	12	250 H	North Dakota St.	4	10
205 A	Lipscomb	3	9	225 A	Northwestern St.	0	14	250 H	North Dakota St.	6	9
205 A	Lipscomb	1	11	225 A	Northwestern St.	1	11	250 H	North Dakota St.	4	7
196 A	Alabama St.	7	2	295 H	Alabama A&M	1	3	286 A	Alcorn	5	1
196 A	Alabama St.	5	10	295 H	Alabama A&M	0	1	286 A	Alcorn	3	4

Non-Div. I Games: Delta St. 1 8 Delta St. 4 15

Mississippi Val.

RPI	S	Opponent	Score	
286	A	Alcorn	2	3
286	H	Alcorn	0	13
286	H	Alcorn	3	11
286	H	Alcorn	5	3
295	A	Alabama A&M	4	3
295	A	Alabama A&M	6	4
295	A	Alabama A&M	6	9
295	H	Alabama A&M	0	1
295	H	Alabama A&M	5	3
295	H	Alabama A&M	1	3

Mississippi Val.

M
i
s
s
i
s
s
i
p
p
i
V
a
l
.

M
i
s
s
i
s
s
i
p
p
i
V
a
l
.

Average RPI Win:	273	WON-LOST RECORD	WINNING PCT. RANK	LAST 10 GAMES	STRENGTH OF SCHEDULE	OPP. STRENGTH OF SCHEDULE	TEAM RPI	ADJ RPI	CONF. RPI	ADJ CONF. RPI											
Average RPI Loss:	239																				
DIV. I ONLY		11-31-0	.2619 281	2-8-0	298	295	295	.35995 294	27	27											
DIV. I NON-CONF.		3-16-0	.15789 285	0-2-0	296	279	296	.35302 296	29	29											
<hr/>																					
TOTALS	RPI 1-25	RPI 26-50		W-L RECORDS	RPI 51-100		RPI 101-150		RPI 150+												
11-31-0	0-0-0	0-0-0		OVERALL	0-0-0		0-3-0		11-28-0												
4-12-0	0-0-0	0-0-0		HOME	0-0-0		0-0-0		4-12-0												
6-16-0	0-0-0	0-0-0		AWAY	0-0-0		0-3-0		6-13-0												
1-3-0	0-0-0	0-0-0		NEUTRAL	0-0-0		0-0-0		1-3-0												
<hr/>																					
3-16-0	0-0-0	0-0-0		NON-CONFERENCE	0-0-0		0-3-0		3-13-0												
1-3-0	0-0-0	0-0-0		HOME	0-0-0		0-0-0		1-3-0												
1-10-0	0-0-0	0-0-		AWAY	0-0-0		0-3-0		1-7-0												
1-3-0	0-0-0	0-0-0		NEUTRAL	0-0-0		0-0-0		1-3-0												
<hr/>																					
8-15-0	0-0-0	0-0-0		CONFERENCE	0-0-0		0-0-0		8-15-0												
3-9-0	0-0-0	0-0-0		HOME	0-0-0		0-0-0		3-9-0												
5-6-0	0-0-0	0-0-0		AWAY	0-0-0		0-0-0		5-6-0												
0-0-0	0-0-0	0-0-0		NEUTRAL	0-0-0		0-0-0		0-0-0												
<hr/>																					
RPI S	Opponent	Score	RPI S	Opponent	Score	RPI S	Opponent	Score	RPI S	Opponent	Score										
									110 A	Southern California	2	22									
									110 A	Southern California	2	6									
									110 A	Southern California	4	9									
									166 A	UMBC	10	4									
									178 A	George Washington	7	20									
									187 N	Harvard	3	14									
									187 N	Harvard	2	6									
									201 A	Navy	3	11									
									203 A	Georgetown	4	14									
									203 H	Georgetown	5	6									
									226 A	James Madison	2	16									
									226 A	James Madison	1	12									
									243 A	Towson	5	7									
									251 H	Richmond	4	7									
									260 A	Norfolk St.	4	8									
									260 A	Norfolk St.	2	4									
									260 H	Norfolk St.	2	16									
									260 H	Norfolk St.	5	7									
									260 H	Norfolk St.	3	5									
									275 A	Delaware St.	8	12									
									275 A	Delaware St.	5	15									
									LAST 10 GAMES									275 A	Delaware St.	11	9
																		275 A	Delaware St.	14	3
																		275 A	Delaware St.	4	8
																		275 A	Delaware St.	9	7
275 A	Delaware St.	3	5																		
275 H	Delaware St.	6	13																		
251 H	Richmond	4	7	288 H	UMES	7	6														
275 A	Delaware St.	11	9	288 H	UMES	3	5														
275 A	Delaware St.	8	12	288 H	UMES	12	15														
275 A	Delaware St.	4	8	260 A	Norfolk St.	4	8														
297 A	Mt. St. Mary's	3	7	260 A	Norfolk St.	2	4														

Non-Div. I Games:

Coppin St.

RPI	S	Opponent	Score	
275	H	Delaware St.	8	3
283	H	Lehigh	9	18
288	A	UMES	4	2
288	A	UMES	3	6
288	A	UMES	7	3
288	H	UMES	12	15
288	H	UMES	1	0
288	H	UMES	4	7
288	H	UMES	3	5
288	H	UMES	3	4
288	H	UMES	7	6
291	N	Lafayette	3	1
291	N	Lafayette	5	6
297	A	Mt. St. Mary's	3	7
297	H	Mt. St. Mary's	9	6

Coppin St.

C
o
p
p
i
n
s
t
.

C
o
p
p
i
n
s
t
.

Average RPI Win: 282		WON-LOST	WINNING	LAST 10	STRENGTH OF		OPP. STRENGTH	TEAM	ADJ		CONF.	ADJ CONF.
Average RPI Loss: 212		RECORD	PCT. RANK	GAMES	SCHEDULE		OF SCHEDULE	RPI	RPI		RPI	RPI
DIV. I ONLY		12-41-0	.22642	288	2-8-0		295	293	294		31	31
DIV. I NON-CONF.		3-23-0	.11538	293	0-4-0		293	288	298		31	31
TOTALS		RPI 1-25	RPI 26-50		W-L RECORDS		RPI 51-100		RPI 101-150		RPI 150+	
12-41-0		0-0-0	0-1-0		OVERALL		0-2-0		0-4-0		12-34-0	
5-16-0		0-0-0	0-0-0		HOME		0-1-0		0-1-0		5-14-0	
7-24-0		0-0-0	0-1-0		AWAY		0-1-0		0-3-0		7-19-0	
0-1-0		0-0-0	0-0-0		NEUTRAL		0-0-0		0-0-0		0-1-0	
3-23-0		0-0-0	0-1-0		NON-CONFERENCE		0-2-0		0-4-0		3-16-0	
2-5-0		0-0-0	0-0-0		HOME		0-1-0		0-1-0		2-3-0	
1-18-0		0-0-0	0-0-		AWAY		0-1-0		0-3-0		1-13-0	
0-0-0		0-0-0	0-0-0		NEUTRAL		0-0-0		0-0-0		0-0-0	
9-18-0		0-0-0	0-0-0		CONFERENCE		0-0-0		0-0-0		9-18-0	
3-11-0		0-0-0	0-0-0		HOME		0-0-0		0-0-0		3-11-0	
6-6-0		0-0-0	0-0-0		AWAY		0-0-0		0-0-0		6-6-0	
0-1-0		0-0-0	0-0-0		NEUTRAL		0-0-0		0-0-0		0-1-0	
RPI S	Opponent	Score	RPI S	Opponent	Score	RPI S	Opponent	Score	RPI S	Opponent	Score	
			38 A	South Ala.	1 11	94 A	Tennessee Tech	3 17	120 A	Samford	3 11	
						94 H	Tennessee Tech	4 10	120 H	Samford	1 31	
									125 A	Morehead St.	6 13	
									125 A	Morehead St.	2 12	
									160 A	Belmont	7 10	
									174 A	UAB	2 8	
									174 A	UAB	1 7	
									182 A	Texas St.	0 10	
									182 A	Texas St.	3 8	
									182 A	Texas St.	2 7	
									196 A	Alabama St.	4 5	
									196 A	Alabama St.	2 14	
									196 A	Alabama St.	5 2	
									196 H	Alabama St.	3 5	
									196 H	Alabama St.	2 11	
									196 N	Alabama St.	2 9	
									205 A	Lipscomb	4 9	
									218 A	UT Martin	2 12	
									218 H	UT Martin	0 6	
									224 A	Jackson St.	2 6	
									224 A	Jackson St.	3 10	
									224 A	Jackson St.	5 7	
									224 H	Jackson St.	2 14	
									224 H	Jackson St.	3 9	
									224 H	Jackson St.	3 6	
									232 A	Eastern Ky.	0 19	
									232 A	Eastern Ky.	6 16	
Non-Div. I Games:			North Ala.		1 12	North Ala.		6 10				

Alabama A&M

RPI	S	Opponent	Score	
284	H	Ark.-Pine Bluff	4	5
284	H	Ark.-Pine Bluff	5	9
284	H	Ark.-Pine Bluff	1	4
286	A	Alcorn	4	0
286	A	Alcorn	13	10
286	A	Alcorn	7	0
286	H	Alcorn	12	1
286	H	Alcorn	1	12
286	H	Alcorn	8	6
287	A	Savannah St.	0	10
287	A	Savannah St.	1	17
287	A	Savannah St.	4	3
287	A	Savannah St.	4	6
293	A	Mississippi Val.	3	5
293	A	Mississippi Val.	1	0
293	A	Mississippi Val.	3	1
293	H	Mississippi Val.	3	4
293	H	Mississippi Val.	4	6
293	H	Mississippi Val.	9	6
298	H	Fort Wayne	1	15
298	H	Fort Wayne	6	10
298	H	Fort Wayne	8	6
298	H	Fort Wayne	5	3

Alabama A&M

A
l
a
b
a
m
a
A
&
M

A
l
a
b
a
m
a
A
&
M

Average RPI Win: 260		WON-LOST RECORD	WINNING PCT. RANK		LAST 10 GAMES		STRENGTH OF SCHEDULE		OPP. STRENGTH OF SCHEDULE		TEAM RPI	ADJ RPI	CONF. RPI	ADJ CONF. RPI								
Average RPI Loss: 212																						
DIV. I ONLY		5-36-1	.13095	298	2-8-0		275		284		296	.3567	296	32	32							
DIV. I NON-CONF.		5-36-1	.13095	290	2-8-0		275		297		295	.3567	295	32	32							
TOTALS		RPI 1-25		RPI 26-50		W-L RECORDS		RPI 51-100		RPI 101-150		RPI 150+										
5-36-1		0-0-0		0-1-0		OVERALL		0-0-0		0-0-0		5-35-1										
4-12-1		0-0-0		0-0-0		HOME		0-0-0		0-0-0		4-12-1										
1-24-0		0-0-0		0-1-0		AWAY		0-0-0		0-0-0		1-23-0										
0-0-0		0-0-0		0-0-0		NEUTRAL		0-0-0		0-0-0		0-0-0										
5-36-1		0-0-0		0-1-0		NON-CONFERENCE		0-0-0		0-0-0		5-35-1										
4-12-1		0-0-0		0-0-0		HOME		0-0-0		0-0-0		4-12-1										
1-24-0		0-0-0		0-0-		AWAY		0-0-0		0-0-0		1-23-0										
0-0-0		0-0-0		0-0-0		NEUTRAL		0-0-0		0-0-0		0-0-0										
0-0-0		0-0-0		0-0-0		CONFERENCE		0-0-0		0-0-0		0-0-0										
0-0-0		0-0-0		0-0-0		HOME		0-0-0		0-0-0		0-0-0										
0-0-0		0-0-0		0-0-0		AWAY		0-0-0		0-0-0		0-0-0										
0-0-0		0-0-0		0-0-0		NEUTRAL		0-0-0		0-0-0		0-0-0										
RPI	S	Opponent		Score		RPI	S	Opponent		Score		RPI	S	Opponent		Score						
						29	A	St. John's (NY)		8	13			158	H	Fairfield	2	8				
														167	A	Northeastern	0	11				
														167	A	Northeastern	3	12				
														167	A	Northeastern	3	8				
														167	A	Northeastern	7	16				
														175	A	Stony Brook	2	7				
														175	H	Stony Brook	8	11				
														183	H	Albany (NY)	3	0				
														183	H	Albany (NY)	1	8				
														185	A	Arkansas St.	5	13				
														185	A	Arkansas St.	2	5				
														185	A	Arkansas St.	5	11				
														185	A	Arkansas St.	0	6				
														201	A	Navy	0	12				
														201	A	Navy	5	10				
														201	A	Navy	2	10				
														201	A	Navy	3	15				
														203	A	Georgetown	0	9				
														203	A	Georgetown	3	13				
														203	A	Georgetown	4	6				
														222	A	Monmouth	4	10				
														222	A	Monmouth	1	7				
						LAST 10 GAMES								222	A	Monmouth	1	7				
						289	A	NJIT		2	6	222	A	Monmouth		1	7	236	A	LIU Brooklyn	5	9
						289	A	NJIT		10	7	222	A	Monmouth		4	10	238	A	Army West Point	3	8
						289	H	NJIT		4	3	236	A	LIU Brooklyn		5	9	245	H	Siena	0	6
						289	H	NJIT		0	4	167	A	Northeastern		7	16	245	H	Siena	5	5
						175	H	Stony Brook		8	11	167	A	Northeastern		3	8	245	H	Siena	3	5

Non-Div. I Games:

NYIT

RPI	S	Opponent	Score	
257	H	Sacred Heart	2	6
257	H	Sacred Heart	0	6
257	H	Sacred Heart	4	3
261	A	Iona	4	13
261	H	Iona	1	9
266	A	Hofstra	3	14
266	H	Hofstra	5	6
270	H	Wagner	0	4
270	H	Wagner	0	5
283	H	Lehigh	6	4
289	A	NJIT	2	6
289	A	NJIT	10	7
289	H	NJIT	0	4
289	H	NJIT	4	3

NYIT

N
Y
I
T

N
Y
I
T

Average RPI Win:	262	WON-LOST RECORD	WINNING PCT. RANK	LAST 10 GAMES	STRENGTH OF SCHEDULE	OPP. STRENGTH OF SCHEDULE	TEAM RPI	ADJ RPI	CONF. RPI	ADJ CONF. RPI				
DIV. I ONLY		7-36-0	.16279 295	2-8-0	284	288	297	.35601 297	29	29				
DIV. I NON-CONF.		3-16-0	.15789 285	1-0-0	291	294	297	.3526 297	27	27				
<hr/>														
TOTALS	RPI 1-25	RPI 26-50		W-L RECORDS		RPI 51-100		RPI 101-150		RPI 150+				
7-36-0	0-0-0	0-0-0		OVERALL		0-0-0		0-9-0		7-27-0				
6-9-0	0-0-0	0-0-0		HOME		0-0-0		0-0-0		6-9-0				
1-27-0	0-0-0	0-0-0		AWAY		0-0-0		0-9-0		1-18-0				
0-0-0	0-0-0	0-0-0		NEUTRAL		0-0-0		0-0-0		0-0-0				
<hr/>														
3-16-0	0-0-0	0-0-0		NON-CONFERENCE		0-0-0		0-5-0		3-11-0				
3-2-0	0-0-0	0-0-0		HOME		0-0-0		0-0-0		3-2-0				
0-14-0	0-0-0	0-0-		AWAY		0-0-0		0-5-0		0-9-0				
0-0-0	0-0-0	0-0-0		NEUTRAL		0-0-0		0-0-0		0-0-0				
<hr/>														
4-20-0	0-0-0	0-0-0		CONFERENCE		0-0-0		0-4-0		4-16-0				
3-7-0	0-0-0	0-0-0		HOME		0-0-0		0-0-0		3-7-0				
1-13-0	0-0-0	0-0-0		AWAY		0-0-0		0-4-0		1-9-0				
0-0-0	0-0-0	0-0-0		NEUTRAL		0-0-0		0-0-0		0-0-0				
<hr/>														
RPI S	Opponent	Score	RPI S	Opponent	Score	RPI S	Opponent	Score	RPI S	Opponent	Score			
						109 A New Mexico St.					2	13		
						109 A New Mexico St.					3	6		
						109 A New Mexico St.					4	25		
						109 A New Mexico St.					1	29		
						119 A Duke					3	10		
						144 A Bryant					1	11		
						144 A Bryant					2	6		
						144 A Bryant					0	11		
						144 A Bryant					1	12		
						157 A Central Conn. St.					0	4		
						157 A Central Conn. St.					0	2		
						157 A Central Conn. St.					1	9		
						157 H Central Conn. St.					2	7		
						157 H Central Conn. St.					5	7		
						157 H Central Conn. St.					3	11		
						166 A UMBC					1	14		
						166 A UMBC					7	19		
						184 H George Mason					4	19		
						198 A N.C. A&T					1	3		
						198 A N.C. A&T					2	4		
198 A N.C. A&T					7	14								
LAST 10 GAMES						203 H Georgetown					2	13		
144 A Bryant			2	6	257 H Sacred Heart			4	7	236 A LIU Brooklyn			8	12
144 A Bryant			1	11	257 H Sacred Heart			7	0	236 A LIU Brooklyn			10	12
144 A Bryant			0	11	257 H Sacred Heart			4	17	236 A LIU Brooklyn			11	8
144 A Bryant			1	12	257 H Sacred Heart			7	19	236 H LIU Brooklyn			18	8
294 H Coppin St.			7	3	236 A LIU Brooklyn			8	12	236 H LIU Brooklyn			8	7

Non-Div. I Games:

Mt. St. Mary's

RPI	S	Opponent	Score	
236	H	LIU Brooklyn	11	15
257	H	Sacred Heart	4	17
257	H	Sacred Heart	4	7
257	H	Sacred Heart	7	19
257	H	Sacred Heart	7	0
287	A	Savannah St.	5	6
287	A	Savannah St.	1	9
287	A	Savannah St.	8	9
288	H	UMES	2	1
288	H	UMES	2	0
290	A	Fairleigh Dickinson	5	6
290	A	Fairleigh Dickinson	1	4
290	A	Fairleigh Dickinson	2	5
290	A	Fairleigh Dickinson	2	15
294	A	Coppin St.	6	9
294	H	Coppin St.	7	3

Mt. St. Mary's

M
t
.
S
t
.
M
a
r
y
'
s

M
t
.
S
t
.
M
a
r
y
'
s

Average RPI Win: 283		WON-LOST RECORD		WINNING PCT. RANK		LAST 10 GAMES		STRENGTH OF SCHEDULE		OPP. STRENGTH OF SCHEDULE		TEAM RPI		ADJ RPI		CONF. RPI		ADJ CONF. RPI	
DIV. I ONLY		6-39-0		.13333 297		1-9-0		287		287		298		.35111 298		30		30	
DIV. I NON-CONF.		3-15-0		.16667 283		0-1-0		283		295		291		.37805 291		28		28	
TOTALS		RPI 1-25		RPI 26-50		W-L RECORDS		RPI 51-100		RPI 101-150		RPI 150+							
6-39-0		0-1-0		0-0-0		OVERALL		0-6-0		0-4-0		6-28-0							
1-12-0		0-0-0		0-0-0		HOME		0-3-0		0-1-0		1-8-0							
4-24-0		0-1-0		0-0-0		AWAY		0-3-0		0-3-0		4-17-0							
1-3-0		0-0-0		0-0-0		NEUTRAL		0-0-0		0-0-0		1-3-0							
3-15-0		0-1-0		0-0-0		NON-CONFERENCE		0-0-0		0-4-0		3-10-0							
0-1-0		0-0-0		0-0-0		HOME		0-0-0		0-1-0		0-0-0							
2-11-0		0-1-0		0-0-		AWAY		0-0-0		0-3-0		2-7-0							
1-3-0		0-0-0		0-0-0		NEUTRAL		0-0-0		0-0-0		1-3-0							
3-24-0		0-0-0		0-0-0		CONFERENCE		0-6-0		0-0-0		3-18-0							
1-11-0		0-0-0		0-0-0		HOME		0-3-0		0-0-0		1-8-0							
2-13-0		0-0-0		0-0-0		AWAY		0-3-0		0-0-0		2-10-0							
0-0-0		0-0-0		0-0-0		NEUTRAL		0-0-0		0-0-0		0-0-0							
RPI	S	Opponent		Score		RPI	S	Opponent		Score		RPI	S	Opponent		Score			
3	A	Louisville		2 12															

Non-Div. I Games: Goshen 6 4 Cleary 12 1 Ind.-South Bend 10 11

Fort Wayne

RPI	S	Opponent	Score	
279	A	Omaha	0	19
279	A	Omaha	6	7
279	H	Omaha	8	9
279	H	Omaha	1	4
279	H	Omaha	1	14
282	N	Chicago St.	5	7
289	N	NJIT	5	3
295	A	Alabama A&M	10	6
295	A	Alabama A&M	15	1
295	A	Alabama A&M	3	5
295	A	Alabama A&M	6	8

Fort Wayne

F
o
r
t
W
a
y
n
e

F
o
r
t
W
a
y
n
e

[illegible]

Non-Div. I Games:

Saint Peter's

RPI	S	Opponent	Score	
289	A	NJIT	1	17
290	A	Fairleigh Dickinson	6	13
290	H	Fairleigh Dickinson	10	25

Saint Peter's

S
a
i
n
t
P
e
t
e
r
'
s

S
a
i
n
t
P
e
t
e
r
'
s