

Average RPI Win: 85		WON-LOST	WINNING	LAST 10	STRENGTH OF		OPP. STRENGTH	TEAM	ADJ	CONF.	ADJ CONF.			
Average RPI Loss: 95		RECORD	PCT. RANK	GAMES	SCHEDULE		OF SCHEDULE	RPI	RPI	RPI	RPI			
DIV. I ONLY		41-4-0	.91111	1	9-1-0		48	6	1	.64241	1	4	4	
DIV. I NON-CONF.		16-1-0	.94118	2	0-0-0		101	33	1	.62747	1	3	3	
TOTALS		RPI 1-25	RPI 26-50		W-L RECORDS		RPI 51-100		RPI 101-150		RPI 150+			
41-4-0		6-0-0	4-0-0		OVERALL		18-2-0		4-1-0		9-1-0			
19-1-0		3-0-0	0-0-0		HOME		7-0-0		2-1-0		7-0-0			
15-2-0		3-0-0	0-0-0		AWAY		11-2-0		0-0-0		1-0-0			
7-1-0		0-0-0	4-0-0		NEUTRAL		0-0-0		2-0-0		1-1-0			
16-1-0		0-0-0	4-0-0		NON-CONFERENCE		1-0-0		2-0-0		9-1-0			
7-0-0		0-0-0	0-0-0		HOME		0-0-0		0-0-0		7-0-0			
2-0-0		0-0-0	0-0-		AWAY		1-0-0		0-0-0		1-0-0			
7-1-0		0-0-0	4-0-0		NEUTRAL		0-0-0		2-0-0		1-1-0			
25-3-0		6-0-0	0-0-0		CONFERENCE		17-2-0		2-1-0		0-0-0			
12-1-0		3-0-0	0-0-0		HOME		7-0-0		2-1-0		0-0-0			
13-2-0		3-0-0	0-0-0		AWAY		10-2-0		0-0-0		0-0-0			
0-0-0		0-0-0	0-0-0		NEUTRAL		0-0-0		0-0-0		0-0-0			
RPI	S	Opponent	Score		RPI	S	Opponent	Score		RPI	S	Opponent	Score	
10	A	Stanford	15	7	33	N	Indiana	1	0	52	H	Utah	5	4
10	A	Stanford	3	1	33	N	Indiana	4	1	52	H	Utah	5	1
10	A	Stanford	7	0	43	N	Nebraska	10	1	52	H	Utah	5	4
15	H	Arizona	5	4	43	N	Nebraska	5	2	59	A	UCLA	4	2
15	H	Arizona	4	3						59	A	UCLA	1	7
15	H	Arizona	11	7						59	A	UCLA	2	1
										65	A	Saint Mary's (CA)	4	3
										66	A	Washington	3	0
										66	A	Washington	2	3
										66	A	Washington	5	2
										71	A	Oregon	5	4
										71	A	Oregon	1	0
										71	A	Oregon	6	1
										71	H	Oregon	4	1
										78	H	California	8	0
										78	H	California	11	10
										78	H	California	10	2
										88	A	Arizona St.	2	0
										88	A	Arizona St.	10	1
										88	A	Arizona St.	4	0
LAST 10 GAMES														
71	A	Oregon	1	0	78	H	California	8	0	71	H	Oregon	4	1
71	A	Oregon	5	4	71	H	Oregon	4	1	105	H	Southern California	10	1
71	A	Oregon	6	1	105	H	Southern California	10	1	105	H	Southern California	5	7
78	H	California	10	2	105	H	Southern California	5	7	105	H	Southern California	3	1
78	H	California	11	10	105	H	Southern California	3	1					

Non-Div. I Games:

Oregon St.

Average RPI Win:		84	WON-LOST RECORD		WINNING PCT. RANK	LAST 10 GAMES		STRENGTH OF SCHEDULE		OPP. STRENGTH OF SCHEDULE	TEAM RPI	ADJ RPI	CONF. RPI	ADJ CONF. RPI			
DIV. I ONLY			41-10-0		.80392	4		9-1-0		20	7	2	.61852	2	3	3	
DIV. I NON-CONF.			20-4-0		.83333	9		4-0-0		15	25	4	.60817	4	4	4	
TOTALS		RPI 1-25		RPI 26-50		W-L RECORDS		RPI 51-100		RPI 101-150		RPI 150+					
41-10-0		9-3-0		8-2-0		OVERALL		10-3-0		6-2-0		8-0-0					
27-7-0		9-3-0		4-2-0		HOME		4-2-0		2-0-0		8-0-0					
13-3-0		0-0-0		3-0-0		AWAY		6-1-0		4-2-0		0-0-0					
1-0-0		0-0-0		1-0-0		NEUTRAL		0-0-0		0-0-0		0-0-0					
20-4-0		4-2-0		3-1-0		NON-CONFERENCE		3-1-0		2-0-0		8-0-0					
18-4-0		4-2-0		2-1-0		HOME		2-1-0		2-0-0		8-0-0					
1-0-0		0-0-0		0-0-		AWAY		1-0-0		0-0-0		0-0-0					
1-0-0		0-0-0		1-0-0		NEUTRAL		0-0-0		0-0-0		0-0-0					
21-6-0		5-1-0		5-1-0		CONFERENCE		7-2-0		4-2-0		0-0-0					
9-3-0		5-1-0		2-1-0		HOME		2-1-0		0-0-0		0-0-0					
12-3-0		0-0-0		3-0-0		AWAY		5-1-0		4-2-0		0-0-0					
0-0-0		0-0-0		0-0-0		NEUTRAL		0-0-0		0-0-0		0-0-0					
RPI	S	Opponent		Score		RPI	S	Opponent		Score		RPI	S	Opponent		Score	
7	H	Kentucky		6	5	28	A	Florida St.		5	2	54	H	Liberty		2	5
7	H	Kentucky		3	1	28	A	Florida St.		9	7	61	H	Miami (FL)		6	3
7	H	Kentucky		5	4	28	A	Florida St.		3	1	61	H	Miami (FL)		2	6
8	H	Clemson		3	2	29	H	St. John's (NY)		4	5	61	H	Miami (FL)		7	2
8	H	Clemson		5	1	30	N	South Carolina		20	5	64	A	Georgia Tech		2	4
8	H	Clemson		5	4	37	H	Maryland		9	2	64	A	Georgia Tech		7	4
11	H	Virginia		1	2	40	H	North Carolina St.		7	2	64	A	Georgia Tech		6	5
11	H	Virginia		12	2	40	H	North Carolina St.		2	4	83	H	Winthrop		11	0
11	H	Virginia		9	4	40	H	North Carolina St.		7	1	85	A	East Carolina		6	2
21	H	Long Beach St.		1	4	46	H	Coastal Caro.		7	6	85	H	East Carolina		3	2
21	H	Long Beach St.		2	5							87	A	Boston College		16	4
21	H	Long Beach St.		8	5							87	A	Boston College		15	3
												87	A	Boston College		17	7

Non-Div. I Games:

North Carolina

Average RPI Win:		126	WON-LOST RECORD		WINNING PCT. RANK	LAST 10 GAMES		STRENGTH OF SCHEDULE		OPP. STRENGTH OF SCHEDULE	TEAM RPI	ADJ RPI	CONF. RPI	ADJ CONF. RPI			
Average RPI Loss:		45															
DIV. I ONLY			46-6-0		.88462	2	6-0-0		91	42	3	.61732	3	3	3		
DIV. I NON-CONF.			23-2-0		.92	3	2-0-0		256	140	22	.58103	22	4	4		
TOTALS		RPI 1-25		RPI 26-50		W-L RECORDS		RPI 51-100		RPI 101-150		RPI 150+					
46-6-0		9-3-0		3-1-0		OVERALL		9-1-0		8-1-0		17-0-0					
29-2-0		4-1-0		0-0-0		HOME		3-0-0		8-1-0		14-0-0					
14-4-0		5-2-0		2-1-0		AWAY		6-1-0		0-0-0		1-0-0					
3-0-0		0-0-0		1-0-0		NEUTRAL		0-0-0		0-0-0		2-0-0					
23-2-0		2-1-0		1-0-0		NON-CONFERENCE		0-1-0		3-0-0		17-0-0					
19-0-0		2-0-0		0-0-0		HOME		0-0-0		3-0-0		14-0-0					
1-2-0		0-1-0		0-0-		AWAY		0-1-0		0-0-0		1-0-0					
3-0-0		0-0-0		1-0-0		NEUTRAL		0-0-0		0-0-0		2-0-0					
23-4-0		7-2-0		2-1-0		CONFERENCE		9-0-0		5-1-0		0-0-0					
10-2-0		2-1-0		0-0-0		HOME		3-0-0		5-1-0		0-0-0					
13-2-0		5-1-0		2-1-0		AWAY		6-0-0		0-0-0		0-0-0					
0-0-0		0-0-0		0-0-0		NEUTRAL		0-0-0		0-0-0		0-0-0					
RPI	S	Opponent		Score		RPI	S	Opponent		Score		RPI	S	Opponent		Score	
7	A	Kentucky		7	11	37	N	Maryland		10	7	64	A	Georgia Tech		3	0
7	H	Kentucky		5	3	40	A	North Carolina St.		7	6	64	A	Georgia Tech		5	4
8	A	Clemson		4	2	40	A	North Carolina St.		8	1	64	A	Georgia Tech		10	1
8	A	Clemson		6	4	40	A	North Carolina St.		1	3	82	A	Cincinnati		3	6
8	A	Clemson		6	4							87	H	Boston College		5	3
9	H	Wake Forest		7	5							87	H	Boston College		6	4
9	H	Wake Forest		1	2							87	H	Boston College		6	0
9	H	Wake Forest		7	6							97	A	Notre Dame		9	4
11	A	Virginia		2	11							97	A	Notre Dame		2	0
11	A	Virginia		5	2							97	A	Notre Dame		5	1
11	A	Virginia		4	3												
22	H	Vanderbilt		6	2												
								LAST 10 GAMES									
						232	A	Eastern Ky.		14	4	97	A	Notre Dame		9	4
						8	A	Clemson		6	4	97	A	Notre Dame		5	1
						8	A	Clemson		6	4	97	A	Notre Dame		2	0
						8	A	Clemson		4	2	221	H	Miami (OH)		6	5
						22	H	Vanderbilt		6	2	222	H	Toledo		17	2
												</					

Non-Div. I Games:

Louisville

Average RPI Win:		94	WON-LOST RECORD		WINNING PCT. RANK	LAST 10 GAMES	STRENGTH OF SCHEDULE		OPP. STRENGTH OF SCHEDULE	TEAM RPI	ADJ RPI	CONF. RPI	ADJ CONF. RPI				
DIV. I ONLY			39-13-0		.75	10	27		13	4	.6097	4	1	1			
DIV. I NON-CONF.			26-5-0		.83871	8	78		30	5	.60766	5	1	1			
TOTALS		RPI 1-25		RPI 26-50		W-L RECORDS		RPI 51-100		RPI 101-150		RPI 150+					
39-13-0		13-6-0		4-2-0		OVERALL		9-5-0		6-0-0		7-0-0					
19-5-0		5-2-0		2-0-0		HOME		7-3-0		1-0-0		4-0-0					
15-6-0		7-4-0		1-1-0		AWAY		2-1-0		4-0-0		1-0-0					
5-2-0		1-0-0		1-1-0		NEUTRAL		0-1-0		1-0-0		2-0-0					
26-5-0		3-1-0		4-2-0		NON-CONFERENCE		6-2-0		6-0-0		7-0-0					
14-1-0		1-0-0		2-0-0		HOME		6-1-0		1-0-0		4-0-0					
7-2-0		1-1-0		1-0-		AWAY		0-0-0		4-0-0		1-0-0					
5-2-0		1-0-0		1-1-0		NEUTRAL		0-1-0		1-0-0		2-0-0					
13-8-0		10-5-0		0-0-0		CONFERENCE		3-3-0		0-0-0		0-0-0					
5-4-0		4-2-0		0-0-0		HOME		1-2-0		0-0-0		0-0-0					
8-4-0		6-3-0		0-0-0		AWAY		2-1-0		0-0-0		0-0-0					
0-0-0		0-0-0		0-0-0		NEUTRAL		0-0-0		0-0-0		0-0-0					
RPI	S	Opponent		Score		RPI	S	Opponent		Score		RPI	S	Opponent		Score	
6	H	TCU		21 3		32	N	Ole Miss		5 1		67	H	Oklahoma St.		10 12	
6	H	TCU		6 4		35	N	Texas A&M		0 9		67	H	Oklahoma St.		8 2	
6	H	TCU		1 4		49	A	New Mexico		27 15		67	H	Oklahoma St.		1 3	
12	N	LSU		5 4		49	A	New Mexico		5 16		78	H	California		3 2	
13	H	Baylor		9 10		49	H	New Mexico		12 4		78	H	California		11 2	
13	H	Baylor		5 3		49	H	New Mexico		7 2		78	H	California		4 2	
13	H	Baylor		13 2								78	H	California		5 1	
15	H	Arizona		13 1								90	N	UT Arlington		1 5	
17	A	Oklahoma		2 6								91	H	UTSA		2 3	
17	A	Oklahoma		4 5								91	H	UTSA		7 6	
17	A	Oklahoma		9 4								91	H	UTSA		8 4	
20	A	West Virginia		1 0								98	A	Kansas St.		7 4	
20	A	West Virginia		2 3								98	A	Kansas St.		3 5	
20	A	West Virginia		4 3								98	A	Kansas St.		12 8	
23	A	Texas		2 1													
23	A	Texas		2 1													
23	A	Texas		8 5													
24	A	Mississippi St.		5 8													
24	A	Mississippi St.		5 2													
LAST 10 GAMES																	
20	A	West Virginia		2 3		6	H	TCU		6 4							
20	A	West Virginia		1 0		6	H	TCU		1 4							
20	A	West Virginia		4 3		49	A	New Mexico		27 15							
151	A	Ohio St.		5 3		49	A	New Mexico		5 16							
6	H	TCU		21 3		67	H	Oklahoma St.		1 3							

Non-Div. I Games:

Texas Tech

Average RPI Win: 76		WON-LOST RECORD		WINNING PCT. RANK		LAST 10 GAMES		STRENGTH OF SCHEDULE		OPP. STRENGTH OF SCHEDULE		TEAM RPI		ADJ RPI		CONF. RPI		ADJ CONF. RPI	
DIV. I ONLY		38-14-0		.73077		12		9-1-0		17		2		5		.6085		5	
DIV. I NON-CONF.		19-6-0		.76		20		2-1-0		7		7		3		.60944		3	
TOTALS		RPI 1-25		RPI 26-50		W-L RECORDS		RPI 51-100		RPI 101-150		RPI 150+							
38-14-0		5-4-0		9-6-0		OVERALL		12-4-0		9-0-0		3-0-0							
24-7-0		3-2-0		7-3-0		HOME		6-2-0		8-0-0		0-0-0							
13-7-0		2-2-0		1-3-0		AWAY		6-2-0		1-0-0		3-0-0							
1-0-0		0-0-0		1-0-0		NEUTRAL		0-0-0		0-0-0		0-0-0							
19-6-0		1-2-0		3-0-0		NON-CONFERENCE		6-4-0		9-0-0		0-0-0							
16-3-0		1-1-0		1-0-0		HOME		6-2-0		8-0-0		0-0-0							
2-3-0		0-1-0		1-0-		AWAY		0-2-0		1-0-0		0-0-0							
1-0-0		0-0-0		1-0-0		NEUTRAL		0-0-0		0-0-0		0-0-0							
19-8-0		4-2-0		6-6-0		CONFERENCE		6-0-0		0-0-0		3-0-0							
8-4-0		2-1-0		6-3-0		HOME		0-0-0		0-0-0		0-0-0							
11-4-0		2-1-0		0-3-0		AWAY		6-0-0		0-0-0		3-0-0							
0-0-0		0-0-0		0-0-0		NEUTRAL		0-0-0		0-0-0		0-0-0							
RPI	S	Opponent		Score		RPI	S	Opponent		Score		RPI	S	Opponent		Score			
12	H	LSU		6	10	28	A	Florida St.		10	7	55	A	FGCU		3	7		
12	H	LSU		8	1	28	H	Florida St.		1	0	55	H	FGCU		2	3		
12	H	LSU		1	0	28	N	Florida St.		4	1	61	H	Miami (FL)		1	0		
19	H	South Fla.		10	15	30	H	South Carolina		7	5	61	H	Miami (FL)		2	0		
22	A	Vanderbilt		20	8	30	H	South Carolina		1	0	61	H	Miami (FL)		6	2		
22	A	Vanderbilt		10	6	30	H	South Carolina		2	4	63	A	Missouri		4	3		
22	A	Vanderbilt		0	2	32	H	Ole Miss		7	4	63	A	Missouri		2	1		
25	A	UCF		2	11	32	H	Ole Miss		6	4	63	A	Missouri		2	1		
25	H	UCF		4	3	32	H	Ole Miss		11	2	76	H	Seton Hall		2	3		
						44	H	Tennessee		2	3	76	H	Seton Hall		8	0		
						44	H	Tennessee		6	7	76	H	Seton Hall		4	3		
						44	H	Tennessee		5	4	80	A	Jacksonville		2	3		
						45	A	Auburn		1	2	80	H	Jacksonville		6	2		
						45	A	Auburn		3	14	92	A	Georgia		6	4		
						45	A	Auburn		5	6	92	A	Georgia		6	3		
												92	A	Georgia		4	3		
LAST 10 GAMES																			
						176	A	Alabama		10	5	32	H	Ole Miss		7	4		
						176	A	Alabama		13	6	32	H	Ole Miss		11	2		
						176	A	Alabama		2	1	80	H	Jacksonville		6	2		
						19	H	South Fla.		10	15	113	H	Florida A&M		8	7		
						32	H	Ole Miss		6	4	92	A	Georgia		4	3		

Non-Div. I Games:

Florida

TCU

Average RPI Win:		95	WON-LOST RECORD		WINNING PCT. RANK		LAST 10 GAMES		STRENGTH OF SCHEDULE		OPP. STRENGTH OF SCHEDULE		TEAM RPI		ADJ RPI		CONF. RPI		ADJ CONF. RPI	
DIV. I ONLY			36-13-0		.73469 11		5-5-0		38		3		6		.60283 6		1		1	
DIV. I NON-CONF.			20-5-0		.8 13		0-1-0		153		22		24		.57852 24		1		1	
TOTALS		RPI 1-25		RPI 26-50		W-L RECORDS		RPI 51-100		RPI 101-150		RPI 150+								
36-13-0		9-8-0		2-0-0		OVERALL		15-2-0		0-1-0		10-2-0								
22-4-0		5-1-0		0-0-0		HOME		9-2-0		0-1-0		8-0-0								
11-9-0		3-7-0		0-0-0		AWAY		6-0-0		0-0-0		2-2-0								
3-0-0		1-0-0		2-0-0		NEUTRAL		0-0-0		0-0-0		0-0-0								
20-5-0		1-1-0		2-0-0		NON-CONFERENCE		7-1-0		0-1-0		10-2-0								
12-2-0		0-0-0		0-0-0		HOME		4-1-0		0-1-0		8-0-0								
5-3-0		0-1-0		0-0-		AWAY		3-0-0		0-0-0		2-2-0								
3-0-0		1-0-0		2-0-0		NEUTRAL		0-0-0		0-0-0		0-0-0								
16-8-0		8-7-0		0-0-0		CONFERENCE		8-1-0		0-0-0		0-0-0								
10-2-0		5-1-0		0-0-0		HOME		5-1-0		0-0-0		0-0-0								
6-6-0		3-6-0		0-0-0		AWAY		3-0-0		0-0-0		0-0-0								
0-0-0		0-0-0		0-0-0		NEUTRAL		0-0-0		0-0-0		0-0-0								
RPI	S	Opponent		Score		RPI	S	Opponent		Score		RPI	S	Opponent		Score				
4	A	Texas Tech		3	21	32	N	Ole Miss		5	3	57	A	DBU		9	3			
4	A	Texas Tech		4	6	35	N	Texas A&M		11	10	57	H	DBU		3	2			
4	A	Texas Tech		4	1							58	H	Kansas		5	1			
12	N	LSU		9	6							58	H	Kansas		3	1			
13	H	Baylor		8	5							58	H	Kansas		3	4			
13	H	Baylor		9	4							60	H	Rice		13	5			
13	H	Baylor		5	16							67	H	Oklahoma St.		7	5			
17	A	Oklahoma		8	9							67	H	Oklahoma St.		6	5			
17	A	Oklahoma		9	10							67	H	Oklahoma St.		5	1			
17	A	Oklahoma		9	6							88	H	Arizona St.		5	2			
20	A	West Virginia		4	5							88	H	Arizona St.		8	4			
20	A	West Virginia		8	6							88	H	Arizona St.		9	13			
20	A	West Virginia		4	5							90	A	UT Arlington		5	4			
21	A	Long Beach St.		0	7							90	A	UT Arlington		7	2			
23	H	Texas		11	10							98	A	Kansas St.		5	0			
23	H	Texas		8	2							98	A	Kansas St.		1	0			
23	H	Texas		4	3							98	A	Kansas St.		12	4			
LAST 10 GAMES																				
17	A	Oklahoma		9	10	23	H	Texas		11	10									
17	A	Oklahoma		8	9	4	A	Texas Tech		3	21									
17	A	Oklahoma		9	6	4	A	Texas Tech		4	6									
23	H	Texas		4	3	4	A	Texas Tech		4	1									
23	H	Texas		8	2	145	H	SFA		2	6									

Non-Div. I Games:

TCU

Average RPI Win: 95		WON-LOST RECORD		WINNING PCT. RANK		LAST 10 GAMES		STRENGTH OF SCHEDULE		OPP. STRENGTH OF SCHEDULE		TEAM RPI		ADJ RPI		CONF. RPI		ADJ CONF. RPI					
DIV. I ONLY		36-16-0		.69231		21		7-3-0		13		5		7		.60132		7		2		2	
DIV. I NON-CONF.		18-7-0		.72		30		1-0-0		31		46		11		.59394		11		2		2	
TOTALS		RPI 1-25		RPI 26-50		W-L RECORDS		RPI 51-100		RPI 101-150		RPI 150+											
36-16-0		6-8-0		12-2-0		OVERALL		4-5-0		5-0-0		9-1-0											
25-5-0		5-2-0		6-1-0		HOME		2-2-0		5-0-0		7-0-0											
10-10-0		1-6-0		6-1-0		AWAY		2-3-0		0-0-0		1-0-0											
1-1-0		0-0-0		0-0-0		NEUTRAL		0-0-0		0-0-0		1-1-0											
18-7-0		1-4-0		2-0-0		NON-CONFERENCE		1-2-0		5-0-0		9-1-0											
15-0-0		1-0-0		1-0-0		HOME		1-0-0		5-0-0		7-0-0											
2-6-0		0-4-0		1-0-		AWAY		0-2-0		0-0-0		1-0-0											
1-1-0		0-0-0		0-0-0		NEUTRAL		0-0-0		0-0-0		1-1-0											
18-9-0		5-4-0		10-2-0		CONFERENCE		3-3-0		0-0-0		0-0-0											
10-5-0		4-2-0		5-1-0		HOME		1-2-0		0-0-0		0-0-0											
8-4-0		1-2-0		5-1-0		AWAY		2-1-0		0-0-0		0-0-0											
0-0-0		0-0-0		0-0-0		NEUTRAL		0-0-0		0-0-0		0-0-0											
RPI	S	Opponent		Score		RPI	S	Opponent		Score		RPI	S	Opponent		Score							
2	A	North Carolina		1	3	30	A	South Carolina		9	4	54	A	Liberty		4	5	103	H	Wright St.		15	1
2	A	North Carolina		5	6	30	A	South Carolina		1	5	63	A	Missouri		8	9	106	H	Xavier		6	0
2	A	North Carolina		4	5	30	A	South Carolina		19	1	63	A	Missouri		6	1	121	H	UC Santa Barbara		12	1
3	A	Louisville		3	5	32	H	Ole Miss		4	1	63	A	Missouri		5	2	121	H	UC Santa Barbara		3	2
3	H	Louisville		11	7	32	H	Ole Miss		4	2	82	A	Cincinnati		1	2	121	H	UC Santa Barbara		2	1
12	H	LSU		3	4	32	H	Ole Miss		6	9	82	H	Cincinnati		13	7	153	N	Delaware		3	4
12	H	LSU		12	5	33	H	Indiana		5	2	92	H	Georgia		3	6	169	H	Murray St.		9	7
12	H	LSU		10	2	35	A	Texas A&M		7	6	92	H	Georgia		7	4	219	H	UT Martin		8	0
22	H	Vanderbilt		7	4	35	A	Texas A&M		6	0	92	H	Georgia		3	5	221	H	Miami (OH)		16	3
22	H	Vanderbilt		10	3	35	A	Texas A&M		11	7							221	H	Miami (OH)		6	4
22	H	Vanderbilt		4	6	41	A	Old Dominion		19	2							221	H	Miami (OH)		14	2
24	A	Mississippi St.		6	10	44	H	Tennessee		7	2							232	H	Eastern Ky.		12	0
24	A	Mississippi St.		5	2	44	H	Tennessee		8	3							237	N	Saint Joseph's		16	9
24	A	Mississippi St.		6	10	44	H	Tennessee		15	5							240	A	Western Ky.		4	3
																		240	H	Western Ky.		17	2
LAST 10 GAMES																							
44 H Tennessee						7	2	92 H Georgia						7	4								
44 H Tennessee						8	3	92 H Georgia						3	5								
44 H Tennessee						15	5	30 A South Carolina						9	4								
33 H Indiana						5	2	30 A South Carolina						1	5								
92 H Georgia						3	6	30 A South Carolina						19	1								

Non-Div. I Games:

Kentucky

Average RPI Win: 103		WON-LOST RECORD		WINNING PCT. RANK		LAST 10 GAMES		STRENGTH OF SCHEDULE		OPP. STRENGTH OF SCHEDULE		TEAM RPI		ADJ RPI		CONF. RPI		ADJ CONF. RPI	
DIV. I ONLY		37-15-0		.71154 18		3-7-0		14		19		8		.59537 8		3		3	
DIV. I NON-CONF.		21-4-0		.84 6		3-1-0		103		50		17		.5856 17		4		4	
TOTALS		RPI 1-25		RPI 26-50		W-L RECORDS		RPI 51-100		RPI 101-150		RPI 150+							
37-15-0		4-8-0		3-3-0		OVERALL		14-1-0		9-2-0		7-1-0							
25-9-0		4-5-0		0-1-0		HOME		7-0-0		7-2-0		7-1-0							
10-6-0		0-3-0		2-2-0		AWAY		6-1-0		2-0-0		0-0-0							
2-0-0		0-0-0		1-0-0		NEUTRAL		1-0-0		0-0-0		0-0-0							
21-4-0		0-0-0		2-1-0		NON-CONFERENCE		6-0-0		6-2-0		7-1-0							
15-4-0		0-0-0		0-1-0		HOME		4-0-0		4-2-0		7-1-0							
4-0-0		0-0-0		1-0-		AWAY		1-0-0		2-0-0		0-0-0							
2-0-0		0-0-0		1-0-0		NEUTRAL		1-0-0		0-0-0		0-0-0							
16-11-0		4-8-0		1-2-0		CONFERENCE		8-1-0		3-0-0		0-0-0							
10-5-0		4-5-0		0-0-0		HOME		3-0-0		3-0-0		0-0-0							
6-6-0		0-3-0		1-2-0		AWAY		5-1-0		0-0-0		0-0-0							
0-0-0		0-0-0		0-0-0		NEUTRAL		0-0-0		0-0-0		0-0-0							
RPI S	Opponent	Score		RPI S	Opponent	Score		RPI S	Opponent	Score		RPI S	Opponent	Score					
2 A	North Carolina	4	5	28 A	Florida St.	3	7	62 H	Yale	10	6	102 H	Western Caro.	11	5				
2 A	North Carolina	1	5	28 A	Florida St.	12	10	62 H	Yale	10	8	103 H	Wright St.	4	6				
2 A	North Carolina	2	3	28 A	Florida St.	6	7	64 A	Georgia Tech	1	5	103 H	Wright St.	6	2				
3 H	Louisville	4	6	30 A	South Carolina	5	3	64 A	Georgia Tech	11	6	103 H	Wright St.	2	9				
3 H	Louisville	2	4	30 H	South Carolina	0	2	64 A	Georgia Tech	13	6	114 H	Virginia Tech	8	3				
3 H	Louisville	4	6	30 N	South Carolina	8	7	81 N	Michigan St.	9	2	114 H	Virginia Tech	6	3				
9 H	Wake Forest	11	0					83 H	Winthrop	6	5	114 H	Virginia Tech	12	1				
9 H	Wake Forest	8	7					87 A	Boston College	2	0	136 A	Furman	10	5				
9 H	Wake Forest	3	8					87 A	Boston College	8	2	136 H	Furman	8	0				
11 H	Virginia	7	6					87 A	Boston College	1	0	142 A	Col. of Charleston	8	4				
11 H	Virginia	0	2					92 A	Georgia	4	0	142 H	Col. of Charleston	7	2				
11 H	Virginia	12	1					92 H	Georgia	9	7	152 H	Wofford	9	2				
								97 H	Notre Dame	6	5	201 H	Elon	3	0				
								97 H	Notre Dame	4	1	201 H	Elon	13	5				
								97 H	Notre Dame	4	0	201 H	Elon	1	0				
												212 H	Nevada	9	4				
												212 H	Nevada	5	2				
												212 H	Nevada	5	7				
												231 H	Charleston So.	6	5				
		</																	

Average RPI Win:	100	WON-LOST RECORD	WINNING PCT. RANK	LAST 10 GAMES	STRENGTH OF SCHEDULE	OPP. STRENGTH OF SCHEDULE	TEAM RPI	ADJ RPI	CONF. RPI	ADJ CONF. RPI		
DIV. I ONLY		35-16-0	.68627	24	7-3-0	31	22	9	.59291	9	3	3
DIV. I NON-CONF.		18-6-0	.75	21	2-1-0	64	70	21	.582	21	4	4
<hr/>												
TOTALS	RPI 1-25	RPI 26-50		W-L RECORDS		RPI 51-100		RPI 101-150		RPI 150+		
35-16-0	2-4-0	6-4-0		OVERALL		12-4-0		9-4-0		6-0-0		
19-6-0	0-0-0	3-1-0		HOME		9-3-0		4-2-0		3-0-0		
15-9-0	2-4-0	3-3-0		AWAY		3-1-0		4-1-0		3-0-0		
1-1-0	0-0-0	0-0-0		NEUTRAL		0-0-0		1-1-0		0-0-0		
18-6-0	0-0-0	2-2-0		NON-CONFERENCE		3-1-0		7-3-0		6-0-0		
10-3-0	0-0-0	1-0-0		HOME		2-1-0		4-2-0		3-0-0		
7-2-0	0-0-0	1-0-		AWAY		1-0-0		2-0-0		3-0-0		
1-1-0	0-0-0	0-0-0		NEUTRAL		0-0-0		1-1-0		0-0-0		
17-10-0	2-4-0	4-2-0		CONFERENCE		9-3-0		2-1-0		0-0-0		
9-3-0	0-0-0	2-1-0		HOME		7-2-0		0-0-0		0-0-0		
8-7-0	2-4-0	2-1-0		AWAY		2-1-0		2-1-0		0-0-0		
0-0-0	0-0-0	0-0-0		NEUTRAL		0-0-0		0-0-0		0-0-0		
RPI S	Opponent	Score	RPI S	Opponent	Score	RPI S	Opponent	Score	RPI S	Opponent	Score	
3 A	Louisville	2 1	26 A	Houston	4 5	61 A	Miami (FL)	2 1	105 H	Southern California	15 5	
3 A	Louisville	6 7	26 A	Houston	1 8	61 A	Miami (FL)	9 0	105 H	Southern California	9 15	
3 A	Louisville	5 7	28 A	Florida St.	4 3	61 A	Miami (FL)	1 5	105 H	Southern California	18 5	
8 A	Clemson	7 8	28 A	Florida St.	0 4	64 H	Georgia Tech	6 7	118 A	Duke	11 2	
8 A	Clemson	0 11	28 A	Florida St.	10 9	64 H	Georgia Tech	17 8	118 A	Duke	3 7	
8 A	Clemson	8 3	40 H	North Carolina St.	6 5	64 H	Georgia Tech	8 4	118 A	Duke	8 4	
			40 H	North Carolina St.	6 4	70 H	Kent St.	7 2	132 A	High Point	18 8	
			40 H	North Carolina St.	5 8	70 H	Kent St.	5 0	132 H	High Point	3 5	
			46 A	Coastal Caro.	13 8	84 A	Charlotte	13 4	140 N	Nicholls St.	5 12	
			46 H	Coastal Caro.	19 9	84 H	Charlotte	1 6	140 N	Nicholls St.	5 0	
						87 H	Boston College	5 2	143 A	Davidson	12 6	
						87 H	Boston College	15 5	143 H	Davidson	13 5	
						87 H	Boston College	0 8	148 H	UNCG	15 8	
						97 H	Notre Dame	4 3	170 A	Radford	9 2	
						97 H	Notre Dame	13 7	170 H	Radford	18 7	
						97 H	Notre Dame	5 1	180 A	Appalachian St.	5 4	
									201 A	Elon	13 1	
									201 H	Elon	14 1	
									239 H	Quinnipiac	2 1	
<hr/>												
LAST 10 GAMES												
			28 A	Florida St.	10 9	87 H	Boston College	5 2				
			28 A	Florida St.	0 4	87 H	Boston College	0 8				
			28 A	Florida St.	4 3	87 H	Boston College	15 5				
			170 A	Radford	9 2	143 A	Davidson	12 6				
			132 H	High Point	3 5	8 A	Clemson	8 3				

Non-Div. I Games:

Wake Forest

Average RPI Win: 82		WON-LOST RECORD		WINNING PCT. RANK		LAST 10 GAMES		STRENGTH OF SCHEDULE		OPP. STRENGTH OF SCHEDULE		TEAM RPI		ADJ RPI		CONF. RPI		ADJ CONF. RPI	
DIV. I ONLY		33-13-0		.71739 17		9-1-0		46		1		10		.59281 10		4		4	
DIV. I NON-CONF.		16-5-0		.7619 19		2-0-0		85		1		8		.59689 8		3		3	
TOTALS		RPI 1-25		RPI 26-50		W-L RECORDS		RPI 51-100		RPI 101-150		RPI 150+							
33-13-0		7-4-0		1-2-0		OVERALL		17-6-0		4-1-0		4-0-0							
20-7-0		7-4-0		0-0-0		HOME		8-3-0		2-0-0		3-0-0							
13-6-0		0-0-0		1-2-0		AWAY		9-3-0		2-1-0		1-0-0							
0-0-0		0-0-0		0-0-0		NEUTRAL		0-0-0		0-0-0		0-0-0							
16-5-0		4-1-0		1-2-0		NON-CONFERENCE		5-2-0		2-0-0		4-0-0							
12-1-0		4-1-0		0-0-0		HOME		3-0-0		2-0-0		3-0-0							
4-4-0		0-0-0		1-0-		AWAY		2-2-0		0-0-0		1-0-0							
0-0-0		0-0-0		0-0-0		NEUTRAL		0-0-0		0-0-0		0-0-0							
17-8-0		3-3-0		0-0-0		CONFERENCE		12-4-0		2-1-0		0-0-0							
8-6-0		3-3-0		0-0-0		HOME		5-3-0		0-0-0		0-0-0							
9-2-0		0-0-0		0-0-0		AWAY		7-1-0		2-1-0		0-0-0							
0-0-0		0-0-0		0-0-0		NEUTRAL		0-0-0		0-0-0		0-0-0							
RPI	S	Opponent		Score		RPI	S	Opponent		Score		RPI	S	Opponent		Score			
1	H	Oregon St.		1	3	42	A	Cal St. Fullerton		0	1	52	H	Utah		5	1		
1	H	Oregon St.		0	7	42	A	Cal St. Fullerton		7	6	52	H	Utah		6	4		
1	H	Oregon St.		7	15	42	A	Cal St. Fullerton		1	8	52	H	Utah		0	4		
15	H	Arizona		3	1							58	H	Kansas		6	0		
15	H	Arizona		3	2							58	H	Kansas		5	0		
15	H	Arizona		4	3							58	H	Kansas		4	2		
21	H	Long Beach St.		7	3							59	H	UCLA		0	2		
23	H	Texas		2	1							59	H	UCLA		6	7		
23	H	Texas		5	2							59	H	UCLA		5	3		
23	H	Texas		3	2							60	A	Rice		16	6		
23	H	Texas		0	4							60	A	Rice		2	12		
												60	A	Rice		0	4		
												60	A	Rice		2	0		
												71	A	Oregon		4	3		
												71	A	Oregon		10	4		
												71	A	Oregon		8	5		
												78	A	California		8	5		
												78	A	California		6	5		
												78	H	California		8	4		
												78	H	California		6	4		
LAST 10 GAMES																			
						78	A	California		8	5								
						78	A	California		6	5								
						129	H	San Francisco		4	0								
						88	A	Arizona St.		6	9								
						88	A	Arizona St.		13	8								

Non-Div. I Games:

Stanford

88	A	Arizona St.	7	5
236	H	San Jose St.	4	3
15	H	Arizona	3	1
15	H	Arizona	4	3
15	H	Arizona	3	2

Average RPI Win: 127		WON-LOST	WINNING	LAST 10	STRENGTH OF		OPP. STRENGTH	TEAM	ADJ	CONF.	ADJ CONF.
Average RPI Loss: 55		RECORD	PCT. RANK	GAMES	SCHEDULE		OF SCHEDULE	RPI	RPI	RPI	RPI
DIV. I ONLY		38-12-0	.76	8	7-3-0		50	40	11	.59098	11
DIV. I NON-CONF.		22-1-0	.95652	1	1-0-0		194	158	6	.59851	6
TOTALS		RPI 1-25	RPI 26-50		W-L RECORDS		RPI 51-100		RPI 101-150		RPI 150+
38-12-0		3-6-0	3-1-0		OVERALL		7-2-0		13-2-0		12-1-0
27-6-0		1-2-0	1-0-0		HOME		5-2-0		10-1-0		10-1-0
9-6-0		2-4-0	2-1-0		AWAY		0-0-0		3-1-0		2-0-0
2-0-0		0-0-0	0-0-0		NEUTRAL		2-0-0		0-0-0		0-0-0
22-1-0		0-0-0	1-0-0		NON-CONFERENCE		3-0-0		6-0-0		12-1-0
17-1-0		0-0-0	1-0-0		HOME		1-0-0		5-0-0		10-1-0
3-0-0		0-0-0	0-0-		AWAY		0-0-0		1-0-0		2-0-0
2-0-0		0-0-0	0-0-0		NEUTRAL		2-0-0		0-0-0		0-0-0
16-11-0		3-6-0	2-1-0		CONFERENCE		4-2-0		7-2-0		0-0-0
10-5-0		1-2-0	0-0-0		HOME		4-2-0		5-1-0		0-0-0
6-6-0		2-4-0	2-1-0		AWAY		0-0-0		2-1-0		0-0-0
0-0-0		0-0-0	0-0-0		NEUTRAL		0-0-0		0-0-0		0-0-0
RPI S	Opponent	Score	RPI S	Opponent	Score	RPI S	Opponent	Score	RPI S	Opponent	Score
2 A	North Carolina	2 12	28 A	Florida St.	4 6	54 H	Liberty	8 7	101 H	Rutgers	18 2
2 A	North Carolina	4 9	28 A	Florida St.	7 5	54 N	Liberty	10 2	101 H	Rutgers	12 4
2 A	North Carolina	2 1	28 A	Florida St.	8 0	58 N	Kansas	9 6	101 H	Rutgers	7 3
3 H	Louisville	11 2	41 H	Old Dominion	18 5	61 H	Miami (FL)	13 6	108 A	VCU	4 2
3 H	Louisville	2 5				61 H	Miami (FL)	1 5	108 H	VCU	9 4
3 H	Louisville	3 4				61 H	Miami (FL)	7 4	112 H	William & Mary	11 3
8 A	Clemson	1 12				97 H	Notre Dame	2 8	114 A	Virginia Tech	5 7
8 A	Clemson	2 0				97 H	Notre Dame	14 4	114 A	Virginia Tech	3 2
8 A	Clemson	6 7				97 H	Notre Dame	9 0	114 A	Virginia Tech	10 9
									118 H	Duke	13 6
									118 H	Duke	13 6
									118 H	Duke	3 19
									134 H	Pittsburgh	4 3
									134 H	Pittsburgh	12 1
									134 H	Pittsburgh	5 2
									177 A	George Washington	7 1
									177 H	George Washington	11 1
									195 H	VMI	9 7
									213 H	Niagara	5 8
									213 H	Niagara	5 3
									214 H	Monmouth	10 0
									226 H	James Madison	7 2
									228 A	The Citadel	10 6
									244 H	Towson	3 2
									244 H	Towson	8 4
									259 H	Longwood	13 2
									280 H	La Salle	12 3
LAST 10 GAMES			61 H	Miami (FL)	7 4	28 A	Florida St.	8 0	228 A	The Citadel	10 6
			61 H	Miami (FL)	13 6	28 A	Florida St.	4 6	244 H	Towson	3 2
			61 H	Miami (FL)	1 5	97 H	Notre Dame	9 0	244 H	Towson	8 4
			54 H	Liberty	8 7	97 H	Notre Dame	2 8	259 H	Longwood	13 2
			28 A	Florida St.	7 5	97 H	Notre Dame	14 4	280 H	La Salle	12 3

Non-Div. I Games:

Virginia

RPI	S	Opponent	Score	
280	H	La Salle	18	3

Virginia

V
i
r
g
i
n
i
a

V
i
r
g
i
n
i
a

Average RPI Win: 96		WON-LOST RECORD		WINNING PCT. RANK		LAST 10 GAMES		STRENGTH OF SCHEDULE		OPP. STRENGTH OF SCHEDULE		TEAM RPI		ADJ RPI		CONF. RPI		ADJ CONF. RPI	
DIV. I ONLY		34-17-0		.66667 36		8-2-0		5		12		12		.59052 12		2		2	
DIV. I NON-CONF.		16-8-0		.66667 49		0-1-0		27		55		39		.56082 39		2		2	
TOTALS		RPI 1-25		RPI 26-50		W-L RECORDS		RPI 51-100		RPI 101-150		RPI 150+							
34-17-0		5-7-0		13-6-0		OVERALL		3-2-0		5-2-0		8-0-0							
25-7-0		0-0-0		12-5-0		HOME		3-1-0		5-1-0		5-0-0							
7-8-0		4-5-0		0-1-0		AWAY		0-1-0		0-1-0		3-0-0							
2-2-0		1-2-0		1-0-0		NEUTRAL		0-0-0		0-0-0		0-0-0							
16-8-0		1-2-0		5-2-0		NON-CONFERENCE		0-2-0		5-2-0		5-0-0							
14-3-0		0-0-0		4-1-0		HOME		0-1-0		5-1-0		5-0-0							
0-3-0		0-0-0		0-0-		AWAY		0-1-0		0-1-0		0-0-0							
2-2-0		1-2-0		1-0-0		NEUTRAL		0-0-0		0-0-0		0-0-0							
18-9-0		4-5-0		8-4-0		CONFERENCE		3-0-0		0-0-0		3-0-0							
11-4-0		0-0-0		8-4-0		HOME		3-0-0		0-0-0		0-0-0							
7-5-0		4-5-0		0-0-0		AWAY		0-0-0		0-0-0		3-0-0							
0-0-0		0-0-0		0-0-0		NEUTRAL		0-0-0		0-0-0		0-0-0							
RPI	S	Opponent		Score		RPI	S	Opponent		Score		RPI	S	Opponent		Score			
4	N	Texas Tech		4	5	27	H	Southeastern La.		8	2	79	A	Tulane		6	9		
5	A	Florida		10	6	30	H	South Carolina		5	2	79	H	Tulane		6	7		
5	A	Florida		1	8	30	H	South Carolina		7	6	92	H	Georgia		5	1		
5	A	Florida		0	1	30	H	South Carolina		2	3	92	H	Georgia		22	9		
6	N	TCU		6	9	32	H	Ole Miss		3	2	92	H	Georgia		7	6		
7	A	Kentucky		4	3	32	H	Ole Miss		15	2								
7	A	Kentucky		2	10	32	H	Ole Miss		1	4								
7	A	Kentucky		5	12	35	H	Texas A&M		3	4								
13	N	Baylor		4	0	35	H	Texas A&M		7	4								
18	A	Arkansas		3	9	35	H	Texas A&M		0	4								
18	A	Arkansas		10	8	36	A	McNeese		4	5								
18	A	Arkansas		2	0	37	H	Maryland		9	5								
						37	H	Maryland		6	1								
						37	H	Maryland		14	0								
						38	H	South Ala.		6	7								
						45	H	Auburn		9	1								
						45	H	Auburn		4	0								
						45	H	Auburn		5	3								
						47	N	Louisiana		3	2								
						LAST 10 GAMES													
						45	H	Auburn		9	1	30	H	South Carolina		5	2		
						45	H	Auburn		5	3	30	H	South Carolina		2	3		
						45	H	Auburn		4	0	176	A	Alabama		4	3		
						38	H	South Ala.		6	7	176	A	Alabama		7	4		
						30	H	South Carolina		7	6	176	A	Alabama		8	2		

Non-Div. I Games: Louisiana Col. 13 0

LSU

Average RPI Win:	97	WON-LOST RECORD	WINNING PCT. RANK	LAST 10 GAMES	STRENGTH OF SCHEDULE	OPP. STRENGTH OF SCHEDULE	TEAM RPI	ADJ RPI	CONF. RPI	ADJ CONF. RPI				
DIV. I ONLY		32-17-0	.65306	44	8-2-0	3	31	13	.58956	13	1	1		
DIV. I NON-CONF.		21-7-0	.75	21	3-0-0	23	122	18	.58395	18	1	1		
<hr/>														
TOTALS	RPI 1-25	RPI 26-50		W-L RECORDS		RPI 51-100		RPI 101-150		RPI 150+				
32-17-0	6-10-0	7-1-0		OVERALL		9-5-0		1-1-0		9-0-0				
19-9-0	4-5-0	5-1-0		HOME		1-2-0		1-1-0		8-0-0				
11-7-0	2-4-0	0-0-0		AWAY		8-3-0		0-0-0		1-0-0				
2-1-0	0-1-0	2-0-0		NEUTRAL		0-0-0		0-0-0		0-0-0				
21-7-0	0-1-0	7-1-0		NON-CONFERENCE		4-4-0		1-1-0		9-0-0				
15-4-0	0-0-0	5-1-0		HOME		1-2-0		1-1-0		8-0-0				
4-2-0	0-0-0	0-0-		AWAY		3-2-0		0-0-0		1-0-0				
2-1-0	0-1-0	2-0-0		NEUTRAL		0-0-0		0-0-0		0-0-0				
11-10-0	6-9-0	0-0-0		CONFERENCE		5-1-0		0-0-0		0-0-0				
4-5-0	4-5-0	0-0-0		HOME		0-0-0		0-0-0		0-0-0				
7-5-0	2-4-0	0-0-0		AWAY		5-1-0		0-0-0		0-0-0				
0-0-0	0-0-0	0-0-0		NEUTRAL		0-0-0		0-0-0		0-0-0				
<hr/>														
RPI	S	Opponent	Score		RPI	S	Opponent	Score		RPI	S	Opponent	Score	
4	A	Texas Tech	10	9	26	H	Houston	5	0	57	A	DBU	4	1
4	A	Texas Tech	3	5	26	H	Houston	2	1	57	H	DBU	8	6
4	A	Texas Tech	2	13	26	H	Houston	0	2	58	A	Kansas	5	4
6	A	TCU	16	5	32	N	Ole Miss	4	0	58	A	Kansas	3	1
6	A	TCU	5	8	35	N	Texas A&M	6	3	58	A	Kansas	1	6
6	A	TCU	4	9	38	H	South Ala.	10	9	66	A	Washington	0	6
12	N	LSU	0	4	38	H	South Ala.	3	2	66	A	Washington	4	5
17	H	Oklahoma	3	11	38	H	South Ala.	9	7	66	A	Washington	6	3
17	H	Oklahoma	7	0						67	A	Oklahoma St.	8	7
17	H	Oklahoma	0	3						67	A	Oklahoma St.	9	3
20	H	West Virginia	1	7						67	A	Oklahoma St.	3	2
20	H	West Virginia	5	1						77	A	Sam Houston St.	6	5
20	H	West Virginia	5	6						77	H	Sam Houston St.	4	7
23	H	Texas	3	5						91	H	UTSA	9	15
23	H	Texas	4	3										
23	H	Texas	6	2										
<hr/>														
LAST 10 GAMES														
					67	A	Oklahoma St.	8	7	58	A	Kansas	1	6
					67	A	Oklahoma St.	3	2	58	A	Kansas	3	1
					67	A	Oklahoma St.	9	3	58	A	Kansas	5	4
					285	H	Prairie View	18	1	183	H	Texas St.	10	2
					285	H	Prairie View	15	2	6	A	TCU	5	8

Non-Div. I Games:

Baylor

Average RPI Win:	139	WON-LOST RECORD	WINNING PCT. RANK	LAST 10 GAMES		STRENGTH OF SCHEDULE	OPP. STRENGTH OF SCHEDULE	TEAM RPI	ADJ RPI	CONF. RPI	ADJ CONF. RPI				
DIV. I ONLY		36-14-0	.72	15	9-1-0	49	110	14	.58597	14	16	16			
DIV. I NON-CONF.		19-14-0	.57576	102	1-1-0	19	63	32	.5698	32	13	13			
<hr/>															
TOTALS	RPI 1-25	RPI 26-50		W-L RECORDS		RPI 51-100		RPI 101-150		RPI 150+					
36-14-0	0-1-0	1-3-0		OVERALL		10-7-0		9-3-0		16-0-0					
18-5-0	0-1-0	0-0-0		HOME		5-4-0		7-0-0		6-0-0					
16-9-0	0-0-0	1-3-0		AWAY		4-3-0		2-3-0		9-0-0					
2-0-0	0-0-0	0-0-0		NEUTRAL		1-0-0		0-0-0		1-0-0					
19-14-0	0-1-0	1-3-0		NON-CONFERENCE		7-7-0		6-3-0		5-0-0					
6-5-0	0-1-0	0-0-0		HOME		2-4-0		4-0-0		0-0-0					
11-9-0	0-0-0	1-0-		AWAY		4-3-0		2-3-0		4-0-0					
2-0-0	0-0-0	0-0-0		NEUTRAL		1-0-0		0-0-0		1-0-0					
17-0-0	0-0-0	0-0-0		CONFERENCE		3-0-0		3-0-0		11-0-0					
12-0-0	0-0-0	0-0-0		HOME		3-0-0		3-0-0		6-0-0					
5-0-0	0-0-0	0-0-0		AWAY		0-0-0		0-0-0		5-0-0					
0-0-0	0-0-0	0-0-0		NEUTRAL		0-0-0		0-0-0		0-0-0					
RPI	S	Opponent	Score	RPI	S	Opponent	Score	RPI	S	Opponent	Score				
18	H	Arkansas	4 12	36	A	McNeese	3 4	53	N	Rhode Island	12 1	117	A	Middle Tenn.	5 0
				49	A	New Mexico	5 9	57	H	DBU	5 1	122	A	Central Mich.	4 7
				49	A	New Mexico	8 0	57	H	DBU	11 8	122	A	Central Mich.	1 2
				49	A	New Mexico	8 17	57	H	DBU	7 3	122	A	Central Mich.	12 1
								58	A	Kansas	5 8	123	H	New Orleans	7 2
								58	H	Kansas	2 4	133	H	Central Ark.	5 0
								63	A	Missouri	5 3	133	H	Central Ark.	5 3
								63	H	Missouri	5 1	133	H	Central Ark.	4 0
								67	A	Oklahoma St.	3 7	141	A	Southeast Mo. St.	4 5
								75	A	Minnesota	7 2	146	H	Wichita St.	12 5
								75	A	Minnesota	2 5	146	H	Wichita St.	13 4
								75	A	Minnesota	12 3	146	H	Wichita St.	8 1
								93	A	Oral Roberts	9 5	158	A	Belmont	7 5
								93	H	Oral Roberts	1 3	161	A	Saint Louis	15 8
								94	H	Memphis	4 5	168	H	Indiana St.	4 1
								94	H	Memphis	5 6	168	H	Indiana St.	5 2
								94	H	Memphis	9 5	168	H	Indiana St.	14 4
												174	N	Stony Brook	7 0
												186	A	Arkansas St.	13 0
												190	A	Southern Ill.	7 5
												190	A	Southern Ill.	7 4
												190	A	Southern Ill.	19 9
												191	H	Bradley	13 3
												191	H	Bradley	5 3
												191	H	Bradley	9 2
												205	A	Lipscomb	6 4
												263	A	Evansville	9 5
												63	H	Missouri	5 1
								</							

Non-Div. I Games:

Missouri St.

Missouri.

Missouri.
Missouri St.

Average RPI Win: 114		WON-LOST	WINNING	LAST 10	STRENGTH OF		OPP. STRENGTH	TEAM	ADJ		CONF.	ADJ CONF.
Average RPI Loss: 44		RECORD	PCT. RANK	GAMES	SCHEDULE		OF SCHEDULE	RPI	RPI		RPI	RPI
DIV. I ONLY		33-17-0	.66	39	22		35	15	.58514		15	4
DIV. I NON-CONF.		20-4-0	.83333	9	20		93	2	.6256		2	3
TOTALS		RPI 1-25	RPI 26-50		W-L RECORDS		RPI 51-100		RPI 101-150		RPI 150+	
33-17-0		1-7-0	4-2-0		OVERALL		9-6-0		11-2-0		8-0-0	
23-5-0		0-0-0	4-0-0		HOME		6-5-0		6-0-0		7-0-0	
8-11-0		0-7-0	0-1-0		AWAY		2-1-0		5-2-0		1-0-0	
2-1-0		1-0-0	0-1-0		NEUTRAL		1-0-0		0-0-0		0-0-0	
20-4-0		1-1-0	4-2-0		NON-CONFERENCE		1-0-0		6-1-0		8-0-0	
14-0-0		0-0-0	4-0-0		HOME		0-0-0		3-0-0		7-0-0	
4-3-0		0-1-0	0-0-		AWAY		0-0-0		3-1-0		1-0-0	
2-1-0		1-0-0	0-1-0		NEUTRAL		1-0-0		0-0-0		0-0-0	
13-13-0		0-6-0	0-0-0		CONFERENCE		8-6-0		5-1-0		0-0-0	
9-5-0		0-0-0	0-0-0		HOME		6-5-0		3-0-0		0-0-0	
4-8-0		0-6-0	0-0-0		AWAY		2-1-0		2-1-0		0-0-0	
0-0-0		0-0-0	0-0-0		NEUTRAL		0-0-0		0-0-0		0-0-0	
RPI S	Opponent	Score	RPI S	Opponent	Score	RPI S	Opponent	Score	RPI S	Opponent	Score	
1 A	Oregon St.	4 5	36 H	McNeese	9 3	52 H	Utah	2 4	105 H	Southern California	5 1	
1 A	Oregon St.	7 11	36 H	McNeese	8 3	52 H	Utah	3 7	105 H	Southern California	8 1	
1 A	Oregon St.	3 4	36 H	McNeese	12 3	52 H	Utah	5 12	105 H	Southern California	9 4	
4 A	Texas Tech	1 13	36 H	McNeese	12 5	59 A	UCLA	19 4	110 H	New Mexico St.	11 2	
10 A	Stanford	1 3	42 A	Cal St. Fullerton	0 4	59 A	UCLA	4 3	110 H	New Mexico St.	6 3	
10 A	Stanford	3 4	43 N	Nebraska	0 1	59 A	UCLA	7 8	116 A	Washington St.	3 9	
10 A	Stanford	2 3				66 H	Washington	12 11	116 A	Washington St.	6 5	
18 N	Arkansas	3 0				66 H	Washington	3 1	116 A	Washington St.	19 5	
						66 H	Washington	5 4	139 A	Grand Canyon	7 3	
						67 N	Oklahoma St.	10 9	139 H	Grand Canyon	3 2	
						71 H	Oregon	4 8	142 A	Col. of Charleston	4 3	
						71 H	Oregon	18 4	142 A	Col. of Charleston	6 0	
						71 H	Oregon	5 4	142 A	Col. of Charleston	1 3	
						88 H	Arizona St.	11 2	160 H	Hartford	21 5	
						88 H	Arizona St.	13 14	160 H	Hartford	25 3	
									160 H	Hartford	17 13	
									232 H	Eastern Ky.	9 8	
									232 H	Eastern Ky.	18 4	
									232 H	Eastern Ky.	16 13	
									232 H	Eastern Ky.	6 0	
									265 A	Santa Clara	16 10	
LAST 10 GAMES						66 H	Washington	3 1				
						66 H	Washington	5 4				
						265 A	Santa Clara	16 10				
						10 A	Stanford	1 3				
						10 A	Stanford	3 4				

Non-Div. I Games:

Arizona

Average RPI Win:		121	WON-LOST RECORD		WINNING PCT. RANK	LAST 10 GAMES		STRENGTH OF SCHEDULE		OPP. STRENGTH OF SCHEDULE	TEAM RPI	ADJ RPI	CONF. RPI	ADJ CONF. RPI			
DIV. I ONLY			40-12-0		.76923	5	10-0-0		87	43	16	.58442	16	6	6		
DIV. I NON-CONF.			18-7-0		.72	30	1-0-0		117	35	36	.56494	36	6	6		
TOTALS		RPI 1-25		RPI 26-50		W-L RECORDS		RPI 51-100		RPI 101-150		RPI 150+					
40-12-0		1-0-0		7-6-0		OVERALL		8-3-0		12-2-0		12-1-0					
24-6-0		0-0-0		2-3-0		HOME		6-1-0		7-2-0		9-0-0					
14-5-0		0-0-0		5-2-0		AWAY		2-2-0		4-0-0		3-1-0					
2-1-0		1-0-0		0-1-0		NEUTRAL		0-0-0		1-0-0		0-0-0					
18-7-0		1-0-0		3-4-0		NON-CONFERENCE		1-1-0		7-1-0		6-1-0					
13-2-0		0-0-0		1-1-0		HOME		1-0-0		5-1-0		6-0-0					
3-4-0		0-0-0		2-0-		AWAY		0-1-0		1-0-0		0-1-0					
2-1-0		1-0-0		0-1-0		NEUTRAL		0-0-0		1-0-0		0-0-0					
22-5-0		0-0-0		4-2-0		CONFERENCE		7-2-0		5-1-0		6-0-0					
11-4-0		0-0-0		1-2-0		HOME		5-1-0		2-1-0		3-0-0					
11-1-0		0-0-0		3-0-0		AWAY		2-1-0		3-0-0		3-0-0					
0-0-0		0-0-0		0-0-0		NEUTRAL		0-0-0		0-0-0		0-0-0					
RPI	S	Opponent		Score		RPI	S	Opponent		Score		RPI	S	Opponent		Score	
24	N	Mississippi St.		7	5	32	H	Ole Miss		2	6	60	A	Rice		4	11
						32	N	Ole Miss		5	6	60	A	Rice		17	6
						34	A	Louisiana Tech		5	2	60	A	Rice		15	4
						34	A	Louisiana Tech		13	9	73	H	Fla. Atlantic		11	2
						34	A	Louisiana Tech		8	5	73	H	Fla. Atlantic		5	4
						38	A	South Ala.		13	7	73	H	Fla. Atlantic		6	5
						38	H	South Ala.		4	2	74	H	FIU		4	10
						41	H	Old Dominion		10	2	74	H	FIU		5	1
						41	H	Old Dominion		11	13	74	H	FIU		15	4
						41	H	Old Dominion		2	9	79	A	Tulane		8	10
						47	A	Louisiana		4	5	79	H	Tulane		2	1
						47	A	Louisiana		1	3						
						47	A	Louisiana		15	11						
						LAST 10 GAMES											
						172	H	UAB		8	0	73	H	Fla. Atlantic		11	2
						172	H	UAB		9	4	117	A	Middle Tenn.		13	9
						172	H	UAB		5	2	117	A	Middle Tenn.		4	3
						73	H	Fla. Atlantic		5	4	117	A	Middle Tenn.		14	7
						73	H	Fla. Atlantic		6	5	38	A	South Ala.		13	7
												240	A	Western Ky.		6	1
												240	A	Western Ky.		13	1
												240	A	Western Ky.		5	0
												263	H	Evansville		18	2
												263	H	Evansville		14	10
												263	H	Evansville		9	2

Non-Div. I Games:

Southern Miss.

Average RPI Win: 127		WON-LOST RECORD	WINNING PCT. RANK		LAST 10 GAMES	STRENGTH OF SCHEDULE	OPP. STRENGTH OF SCHEDULE	TEAM RPI	ADJ RPI		CONF. RPI	ADJ CONF. RPI		
Average RPI Loss: 47														
DIV. I ONLY		34-18-0	.65385	41	7-3-0	23	52	17	.58358	17	1	1		
DIV. I NON-CONF.		22-8-0	.73333	27	0-0-0	89	172	31	.56981	31	1	1		
<hr/>														
TOTALS		RPI 1-25	RPI 26-50		W-L RECORDS		RPI 51-100		RPI 101-150		RPI 150+			
34-18-0		11-7-0	0-3-0		OVERALL		5-7-0		0-1-0		18-0-0			
23-6-0		6-3-0	0-0-0		HOME		3-2-0		0-1-0		14-0-0			
11-12-0		5-4-0	0-3-0		AWAY		2-5-0		0-0-0		4-0-0			
0-0-0		0-0-0	0-0-0		NEUTRAL		0-0-0		0-0-0		0-0-0			
22-8-0		2-1-0	0-3-0		NON-CONFERENCE		2-3-0		0-1-0		18-0-0			
18-2-0		2-1-0	0-0-0		HOME		2-0-0		0-1-0		14-0-0			
4-6-0		0-0-0	0-0-		AWAY		0-3-0		0-0-0		4-0-0			
0-0-0		0-0-0	0-0-0		NEUTRAL		0-0-0		0-0-0		0-0-0			
12-10-0		9-6-0	0-0-0		CONFERENCE		3-4-0		0-0-0		0-0-0			
5-4-0		4-2-0	0-0-0		HOME		1-2-0		0-0-0		0-0-0			
7-6-0		5-4-0	0-0-0		AWAY		2-2-0		0-0-0		0-0-0			
0-0-0		0-0-0	0-0-0		NEUTRAL		0-0-0		0-0-0		0-0-0			
RPI	S	Opponent	Score		RPI	S	Opponent	Score		RPI	S	Opponent	Score	
4	H	Texas Tech	5	4	31	A	Michigan	2	5	57	A	DBU	10	16
4	H	Texas Tech	4	9	31	A	Michigan	2	6	58	H	Kansas	10	15
4	H	Texas Tech	6	2	31	A	Michigan	4	14	58	H	Kansas	7	6
6	H	TCU	9	8						58	H	Kansas	2	5
6	H	TCU	10	9						64	A	Georgia Tech	0	2
6	H	TCU	6	9						67	A	Oklahoma St.	3	4
13	A	Baylor	0	7						87	H	Boston College	5	4
13	A	Baylor	3	0						93	A	Oral Roberts	2	3
13	A	Baylor	11	3						93	H	Oral Roberts	6	2
20	A	West Virginia	3	1						98	A	Kansas St.	3	0
20	A	West Virginia	2	4						98	A	Kansas St.	11	5
20	A	West Virginia	7	4						98	A	Kansas St.	7	9
21	H	Long Beach St.	4	2										
21	H	Long Beach St.	6	2										
21	H	Long Beach St.	3	8										
23	A	Texas	3	9										
23	A	Texas	3	5										
23	A	Texas	2	1										
					LAST 10 GAMES									
					6	H	TCU	10	9	98	A	Kansas St.	11	5
					6	H	TCU	9	8	20	A	West Virginia	7	4
					6	H	TCU	6	9	20	A	West Virginia	3	1
					98	A	Kansas St.	3	0	20	A	West Virginia	2	4
					98	A	Kansas St.	7	9	58	H	Kansas	7	6

Non-Div. I Games:

Oklahoma

Average RPI Win: 109		WON-LOST	WINNING	LAST 10	STRENGTH OF		OPP. STRENGTH	TEAM	ADJ		CONF.	ADJ CONF.
Average RPI Loss: 47		RECORD	PCT. RANK	GAMES	SCHEDULE		OF SCHEDULE	RPI	RPI		RPI	RPI
DIV. I ONLY		37-14-0	.72549	13	54		14	18	.58273		2	2
DIV. I NON-CONF.		21-4-0	.84	6	104		84	12	.5914		2	2
TOTALS		RPI 1-25	RPI 26-50		W-L RECORDS		RPI 51-100		RPI 101-150		RPI 150+	
37-14-0		7-4-0	5-6-0		OVERALL		10-3-0		6-0-0		9-1-0	
27-6-0		6-3-0	1-2-0		HOME		7-1-0		6-0-0		7-0-0	
8-6-0		1-0-0	3-4-0		AWAY		2-1-0		0-0-0		2-1-0	
2-2-0		0-1-0	1-0-0		NEUTRAL		1-1-0		0-0-0		0-0-0	
21-4-0		1-1-0	2-1-0		NON-CONFERENCE		5-2-0		6-0-0		7-0-0	
17-1-0		0-0-0	0-0-0		HOME		4-1-0		6-0-0		7-0-0	
2-1-0		1-0-0	1-0-		AWAY		0-0-0		0-0-0		0-0-0	
2-2-0		0-1-0	1-0-0		NEUTRAL		1-1-0		0-0-0		0-0-0	
16-10-0		6-3-0	3-5-0		CONFERENCE		5-1-0		0-0-0		2-1-0	
10-5-0		6-3-0	1-2-0		HOME		3-0-0		0-0-0		0-0-0	
6-5-0		0-0-0	2-3-0		AWAY		2-1-0		0-0-0		2-1-0	
0-0-0		0-0-0	0-0-0		NEUTRAL		0-0-0		0-0-0		0-0-0	
RPI S	Opponent	Score	RPI S	Opponent	Score	RPI S	Opponent	Score	RPI S	Opponent	Score	
12 H	LSU	8 10	32 H	Ole Miss	1 4	53 H	Rhode Island	0 3	123 H	New Orleans	5 2	
12 H	LSU	0 2	32 H	Ole Miss	1 9	53 H	Rhode Island	5 2	139 H	Grand Canyon	11 2	
12 H	LSU	9 3	32 H	Ole Miss	7 4	53 H	Rhode Island	3 2	139 H	Grand Canyon	6 1	
14 A	Missouri St.	12 4	34 A	Louisiana Tech	3 4	63 A	Missouri	9 8	144 H	Bryant	11 8	
15 N	Arizona	0 3	34 A	Louisiana Tech	13 10	63 A	Missouri	2 7	144 H	Bryant	13 7	
22 H	Vanderbilt	4 3	43 N	Nebraska	15 5	63 A	Missouri	9 2	144 H	Bryant	16 6	
22 H	Vanderbilt	7 1	44 A	Tennessee	4 5	67 N	Oklahoma St.	3 8	176 A	Alabama	7 1	
22 H	Vanderbilt	2 6	44 A	Tennessee	2 0	92 H	Georgia	14 4	176 A	Alabama	8 5	
24 H	Mississippi St.	6 1	45 A	Auburn	7 3	92 H	Georgia	5 4	176 A	Alabama	1 7	
24 H	Mississippi St.	5 4	45 A	Auburn	2 15	92 H	Georgia	11 3	221 H	Miami (OH)	11 1	
24 H	Mississippi St.	3 1	45 A	Auburn	6 11	94 H	Memphis	2 0	221 H	Miami (OH)	7 0	
						94 H	Memphis	16 7	221 H	Miami (OH)	5 1	
						98 N	Kansas St.	6 5	240 H	La.-Monroe	11 2	
									240 H	La.-Monroe	12 3	
									286 H	Alcorn	3 2	
									286 H	Alcorn	11 3	
LAST 10 GAMES												
22 H	Vanderbilt	7 1	32 H	Ole Miss	1 4							
22 H	Vanderbilt	2 6	32 H	Ole Miss	7 4							
22 H	Vanderbilt	4 3	32 H	Ole Miss	1 9							
44 A	Tennessee	2 0	98 N	Kansas St.	6 5							
44 A	Tennessee	4 5	45 A	Auburn	6 11							

Non-Div. I Games:

Arkansas

Average RPI Win: 127		WON-LOST RECORD		WINNING PCT. RANK		LAST 10 GAMES		STRENGTH OF SCHEDULE		OPP. STRENGTH OF SCHEDULE		TEAM RPI		ADJ RPI		CONF. RPI		ADJ CONF. RPI					
DIV. I ONLY		39-12-0		.76471 6		7-3-0		72		56		19		.5821 19		5		5					
DIV. I NON-CONF.		26-4-0		.86667 4		1-0-0		125		107		16		.58682 16		5		5					
TOTALS		RPI 1-25		RPI 26-50		W-L RECORDS		RPI 51-100		RPI 101-150		RPI 150+											
39-12-0		4-0-0		4-3-0		OVERALL		10-7-0		6-2-0		15-0-0											
31-6-0		3-0-0		2-1-0		HOME		7-3-0		4-2-0		15-0-0											
8-6-0		1-0-0		2-2-0		AWAY		3-4-0		2-0-0		0-0-0											
0-0-0		0-0-0		0-0-0		NEUTRAL		0-0-0		0-0-0		0-0-0											
26-4-0		1-0-0		1-0-0		NON-CONFERENCE		3-2-0		6-2-0		15-0-0											
22-3-0		0-0-0		0-0-0		HOME		3-1-0		4-2-0		15-0-0											
4-1-0		1-0-0		1-0-		AWAY		0-1-0		2-0-0		0-0-0											
0-0-0		0-0-0		0-0-0		NEUTRAL		0-0-0		0-0-0		0-0-0											
13-8-0		3-0-0		3-3-0		CONFERENCE		7-5-0		0-0-0		0-0-0											
9-3-0		3-0-0		2-1-0		HOME		4-2-0		0-0-0		0-0-0											
4-5-0		0-0-0		1-2-0		AWAY		3-3-0		0-0-0		0-0-0											
0-0-0		0-0-0		0-0-0		NEUTRAL		0-0-0		0-0-0		0-0-0											
RPI	S	Opponent		Score		RPI	S	Opponent		Score		RPI	S	Opponent		Score							
5	A	Florida		15	10	26	H	Houston		5	4	55	A	FGCU		1	2	109	A	North Florida		4	2
25	H	UCF		7	5	26	H	Houston		7	4	79	A	Tulane		4	6	109	H	North Florida		7	3
25	H	UCF		5	4	26	H	Houston		3	7	79	A	Tulane		3	4	113	H	Florida A&M		7	1
25	H	UCF		6	5	28	A	Florida St.		4	2	79	A	Tulane		7	5	113	H	Florida A&M		2	3
						39	A	UConn		2	0	80	H	Jacksonville		12	6	113	H	Florida A&M		11	1
						39	A	UConn		1	2	82	H	Cincinnati		4	2	147	A	Stetson		8	6
						39	A	UConn		2	6	82	H	Cincinnati		2	3	147	H	Stetson		9	4
												82	H	Cincinnati		3	9	147	H	Stetson		0	6
												85	H	East Carolina		5	4	187	H	Harvard		8	2
												85	H	East Carolina		6	3	187	H	Harvard		14	2
												85	H	East Carolina		8	6	187	H	Harvard		8	6
												94	A	Memphis		4	2	187	H	Harvard		4	1
												94	A	Memphis		11	6	198	H	Valparaiso		6	5
												94	A	Memphis		1	5	198	H	Valparaiso		8	1
												96	H	Iowa		9	4	198	H	Valparaiso		11	2
												96	H	Iowa		2	4	221	H	Miami (OH)		5	1
												96	H	Iowa		6	0	221	H	Miami (OH)		3	2
																		221	H	Miami (OH)		7	2
																		221	H	Miami (OH)		11	2
																		222	H	Toledo		12	3
																		222	H	Toledo		6	3
																		222	H	Toledo		4	3
																		256	H	Villanova		8	1
				LAST 10 GAMES																			
				39	A	UConn		2	0	85	H	East Carolina		5	4								
				39	A	UConn		1	2	85	H	East Carolina		8	6								
				39	A	UConn		2	6	26	H	Houston		5	4								
				5	A	Florida		15	10	26	H	Houston		7	4								
				85	H	East Carolina		6	3	26	H	Houston		3	7								

Non-Div. I Games:

South Fla.

Average RPI Win: 89		WON-LOST	WINNING	LAST 10	STRENGTH OF		OPP. STRENGTH	TEAM	ADJ	CONF.	ADJ CONF.
Average RPI Loss: 57		RECORD	PCT. RANK	GAMES	SCHEDULE		OF SCHEDULE	RPI	RPI	RPI	RPI
DIV. I ONLY		30-20-0	.6	73	5-5-0		18	8	20	.58129	20
DIV. I NON-CONF.		19-10-0	.65517	56	4-1-0		68	20	23	.57902	23
TOTALS		RPI 1-25	RPI 26-50		W-L RECORDS		RPI 51-100		RPI 101-150		RPI 150+
30-20-0		6-6-0	3-4-0		OVERALL		9-9-0		6-0-0		6-1-0
13-8-0		4-5-0	0-0-0		HOME		4-2-0		2-0-0		3-1-0
14-12-0		2-1-0	3-4-0		AWAY		5-7-0		4-0-0		0-0-0
3-0-0		0-0-0	0-0-0		NEUTRAL		0-0-0		0-0-0		3-0-0
19-10-0		0-0-0	3-4-0		NON-CONFERENCE		4-5-0		6-0-0		6-1-0
7-2-0		0-0-0	0-0-0		HOME		2-1-0		2-0-0		3-1-0
9-8-0		0-0-0	3-0-		AWAY		2-4-0		4-0-0		0-0-0
3-0-0		0-0-0	0-0-0		NEUTRAL		0-0-0		0-0-0		3-0-0
11-10-0		6-6-0	0-0-0		CONFERENCE		5-4-0		0-0-0		0-0-0
6-6-0		4-5-0	0-0-0		HOME		2-1-0		0-0-0		0-0-0
5-4-0		2-1-0	0-0-0		AWAY		3-3-0		0-0-0		0-0-0
0-0-0		0-0-0	0-0-0		NEUTRAL		0-0-0		0-0-0		0-0-0
RPI S	Opponent	Score	RPI S	Opponent	Score	RPI S	Opponent	Score	RPI S	Opponent	Score
4 H	Texas Tech	3 4	27 A	Southeastern La.	2 4	58 H	Kansas	2 7	104 A	Marshall	8 4
4 H	Texas Tech	0 1	37 A	Maryland	6 7	58 H	Kansas	8 0	104 H	Marshall	14 7
4 H	Texas Tech	3 2	41 A	Old Dominion	4 8	58 H	Kansas	10 1	114 A	Virginia Tech	8 6
6 H	TCU	6 8	41 A	Old Dominion	4 7	67 A	Oklahoma St.	2 3	125 H	Morehead St.	5 1
6 H	TCU	5 4	41 A	Old Dominion	3 1	67 A	Oklahoma St.	5 3	134 A	Pittsburgh	8 4
6 H	TCU	5 4	46 A	Coastal Caro.	22 9	67 A	Oklahoma St.	9 8	140 A	Nicholls St.	8 1
13 A	Baylor	6 5	46 A	Coastal Caro.	4 1	79 A	Tulane	0 6	154 N	Ball St.	4 1
13 A	Baylor	7 1				79 A	Tulane	8 9	175 H	Gardner-Webb	4 3
13 A	Baylor	1 5				79 A	Tulane	18 5	175 H	Gardner-Webb	15 5
17 H	Oklahoma	4 2				80 H	Jacksonville	8 1	184 N	George Mason	5 3
17 H	Oklahoma	1 3				80 H	Jacksonville	5 3	187 H	Eastern Mich.	17 1
17 H	Oklahoma	4 7				80 H	Jacksonville	2 8	209 H	Penn St.	5 6
						84 A	Charlotte	6 3	209 N	Penn St.	4 2
						84 A	Charlotte	3 6			
						84 A	Charlotte	2 13			
						98 A	Kansas St.	9 7			
						98 A	Kansas St.	4 8			
						98 A	Kansas St.	4 11			
LAST 10 GAMES											
175 H	Gardner-Webb	4 3	4 H	Texas Tech	0 1						
175 H	Gardner-Webb	15 5	4 H	Texas Tech	3 4						
209 N	Penn St.	4 2	187 H	Eastern Mich.	17 1						
209 H	Penn St.	5 6	17 H	Oklahoma	4 7						
4 H	Texas Tech	3 2	17 H	Oklahoma	1 3						

Non-Div. I Games:

West Virginia

Average RPI Win: 120		WON-LOST	WINNING	LAST 10	STRENGTH OF		OPP. STRENGTH	TEAM	ADJ		CONF.	ADJ CONF.
Average RPI Loss: 75		RECORD	PCT. RANK	GAMES	SCHEDULE		OF SCHEDULE	RPI	RPI		RPI	RPI
DIV. I ONLY		32-16-1	.66327	38	7-2-1		63	32	21		.5793	21
DIV. I NON-CONF.		14-13-1	.51786	138	2-1-1		8	12	26		.57478	26
TOTALS		RPI 1-25	RPI 26-50		W-L RECORDS		RPI 51-100		RPI 101-150		RPI 150+	
32-16-1		4-4-0	3-0-0		OVERALL		3-8-1		10-3-0		12-1-0	
16-4-0		1-0-0	3-0-0		HOME		0-2-0		7-1-0		5-1-0	
15-12-1		3-4-0	0-0-0		AWAY		3-6-1		2-2-0		7-0-0	
1-0-0		0-0-0	0-0-0		NEUTRAL		0-0-0		1-0-0		0-0-0	
14-13-1		4-4-0	0-0-0		NON-CONFERENCE		3-8-1		3-1-0		4-0-0	
6-2-0		1-0-0	0-0-0		HOME		0-2-0		2-0-0		3-0-0	
7-11-1		3-4-0	0-0-		AWAY		3-6-1		0-1-0		1-0-0	
1-0-0		0-0-0	0-0-0		NEUTRAL		0-0-0		1-0-0		0-0-0	
18-3-0		0-0-0	3-0-0		CONFERENCE		0-0-0		7-2-0		8-1-0	
10-2-0		0-0-0	3-0-0		HOME		0-0-0		5-1-0		2-1-0	
8-1-0		0-0-0	0-0-0		AWAY		0-0-0		2-1-0		6-0-0	
0-0-0		0-0-0	0-0-0		NEUTRAL		0-0-0		0-0-0		0-0-0	
RPI S	Opponent	Score	RPI S	Opponent	Score	RPI S	Opponent	Score	RPI S	Opponent	Score	
2 A	North Carolina	5 2	42 H	Cal St. Fullerton	6 4	51 A	San Diego	9 9	105 A	Southern California	3 4	
2 A	North Carolina	5 8	42 H	Cal St. Fullerton	1 0	59 A	UCLA	1 2	105 H	Southern California	6 0	
2 A	North Carolina	4 1	42 H	Cal St. Fullerton	8 5	59 H	UCLA	1 5	116 H	Washington St.	8 7	
6 H	TCU	7 0				75 A	Minnesota	6 12	121 A	UC Santa Barbara	9 3	
10 A	Stanford	3 7				75 A	Minnesota	3 2	121 A	UC Santa Barbara	5 2	
17 A	Oklahoma	2 4				75 A	Minnesota	9 1	121 A	UC Santa Barbara	2 3	
17 A	Oklahoma	8 3				78 A	California	3 1	126 H	Cal Poly	5 2	
17 A	Oklahoma	2 6				88 A	Arizona St.	5 8	126 H	Cal Poly	3 6	
						88 A	Arizona St.	4 9	126 H	Cal Poly	3 0	
						88 A	Arizona St.	6 7	138 H	UC Riverside	11 4	
						89 A	San Diego St.	5 12	138 H	UC Riverside	3 0	
						89 H	San Diego St.	2 6	138 H	UC Riverside	8 0	
									139 N	Grand Canyon	9 1	
									164 A	UC Irvine	8 2	
									164 A	UC Irvine	5 2	
									164 A	UC Irvine	4 0	
									167 A	UC Davis	14 9	
									167 A	UC Davis	10 2	
									167 A	UC Davis	9 3	
									173 H	CSUN	4 0	
									173 H	CSUN	6 2	
									173 H	CSUN	5 8	
									199 A	Pepperdine	2 1	
									218 H	Fordham	7 1	
									218 H	Fordham	6 0	
									218 H	Fordham	8 4	
LAST 10 GAMES												
75 A	Minnesota	9 1	126 H	Cal Poly	3 0	51 A	San Diego	9 9				
75 A	Minnesota	6 12				167 A	UC Davis	10 2				
75 A	Minnesota	3 2				167 A	UC Davis	9 3				
126 H	Cal Poly	5 2				167 A	UC Davis	14 9				
126 H	Cal Poly	3 6										

Non-Div. I Games:

Long Beach St.

Average RPI Win: 93		WON-LOST	WINNING	LAST 10	STRENGTH OF		OPP. STRENGTH	TEAM	ADJ	CONF.	ADJ CONF.
Average RPI Loss: 58		RECORD	PCT. RANK	GAMES	SCHEDULE		OF SCHEDULE	RPI	RPI	RPI	RPI
DIV. I ONLY		30-21-0	.58824	82	5-5-0		1	41	22	.57914	22
DIV. I NON-CONF.		17-8-0	.68	42	1-1-0		9	203	30	.57027	30
TOTALS		RPI 1-25	RPI 26-50		W-L RECORDS		RPI 51-100		RPI 101-150		RPI 150+
30-21-0		3-7-0	8-5-0		OVERALL		8-5-0		4-2-0		7-2-0
18-11-0		1-2-0	5-2-0		HOME		4-3-0		3-2-0		5-2-0
10-10-0		2-5-0	3-3-0		AWAY		4-2-0		1-0-0		0-0-0
2-0-0		0-0-0	0-0-0		NEUTRAL		0-0-0		0-0-0		2-0-0
17-8-0		0-1-0	2-0-0		NON-CONFERENCE		4-3-0		4-2-0		7-2-0
12-6-0		0-0-0	2-0-0		HOME		2-2-0		3-2-0		5-2-0
3-2-0		0-1-0	0-0-		AWAY		2-1-0		1-0-0		0-0-0
2-0-0		0-0-0	0-0-0		NEUTRAL		0-0-0		0-0-0		2-0-0
13-13-0		3-6-0	6-5-0		CONFERENCE		4-2-0		0-0-0		0-0-0
6-5-0		1-2-0	3-2-0		HOME		2-1-0		0-0-0		0-0-0
7-8-0		2-4-0	3-3-0		AWAY		2-1-0		0-0-0		0-0-0
0-0-0		0-0-0	0-0-0		NEUTRAL		0-0-0		0-0-0		0-0-0
RPI S	Opponent	Score	RPI S	Opponent	Score	RPI S	Opponent	Score	RPI S	Opponent	Score
3 A	Louisville	2 6	27 H	Southeastern La.	9 6	51 A	San Diego	11 1	117 A	Middle Tenn.	21 2
5 H	Florida	2 0	27 H	Southeastern La.	4 2	51 A	San Diego	2 3	131 H	Ill.-Chicago	3 5
5 H	Florida	8 20	30 A	South Carolina	5 3	51 A	San Diego	8 2	131 H	Ill.-Chicago	2 5
5 H	Florida	6 10	30 A	South Carolina	7 6	63 H	Missouri	5 2	131 H	Ill.-Chicago	6 2
7 A	Kentucky	3 10	30 A	South Carolina	1 6	63 H	Missouri	14 5	133 H	Central Ark.	9 1
7 A	Kentucky	6 4	32 A	Ole Miss	0 1	63 H	Missouri	1 2	133 H	Central Ark.	10 5
7 A	Kentucky	4 7	32 A	Ole Miss	6 2	65 H	Saint Mary's (CA)	1 5	158 N	Belmont	17 11
18 A	Arkansas	1 7	32 A	Ole Miss	8 10	65 H	Saint Mary's (CA)	9 8	171 H	Austin Peay	8 4
18 A	Arkansas	6 2	35 H	Texas A&M	4 6	65 H	Saint Mary's (CA)	9 1	173 H	CSUN	11 3
18 A	Arkansas	3 4	35 H	Texas A&M	4 3	92 A	Georgia	10 5	173 H	CSUN	1 4
			35 H	Texas A&M	17 3	92 A	Georgia	8 1	173 H	CSUN	4 6
			44 H	Tennessee	1 0	92 A	Georgia	0 1	205 N	Lipscomb	10 0
			44 H	Tennessee	3 9	95 H	Tennessee Tech	2 5	219 H	UT Martin	11 0
									240 H	Western Ky.	8 1
									263 H	Evansville	7 4
LAST 10 GAMES											
18 A	Arkansas	1 7	63 H	Missouri	1 2						
18 A	Arkansas	6 2	63 H	Missouri	5 2						
18 A	Arkansas	3 4	171 H	Austin Peay	8 4						
3 A	Louisville	2 6	44 H	Tennessee	3 9						
63 H	Missouri	14 5	44 H	Tennessee	1 0						

Non-Div. I Games:

Vanderbilt

Average RPI Win:		95	WON-LOST RECORD		WINNING PCT. RANK	LAST 10 GAMES	STRENGTH OF SCHEDULE		OPP. STRENGTH OF SCHEDULE	TEAM RPI	ADJ RPI	CONF. RPI	ADJ CONF. RPI
Average RPI Loss:		32	31-19-0		.62 58	6-4-0	11		4	23	.57897 23	1	1
DIV. I ONLY			22-8-0		.73333 27	4-1-0	39		11	19	.5836 19	1	1
DIV. I NON-CONF.													
TOTALS		RPI 1-25	RPI 26-50		W-L RECORDS		RPI 51-100		RPI 101-150		RPI 150+		
31-19-0		4-12-0	3-2-0		OVERALL		14-4-0		4-0-0		6-1-0		
24-7-0		2-4-0	3-1-0		HOME		10-2-0		4-0-0		5-0-0		
7-11-0		2-8-0	0-0-0		AWAY		4-2-0		0-0-0		1-1-0		
0-1-0		0-0-0	0-1-0		NEUTRAL		0-0-0		0-0-0		0-0-0		
22-8-0		1-3-0	3-2-0		NON-CONFERENCE		8-2-0		4-0-0		6-1-0		
19-3-0		0-0-0	3-1-0		HOME		7-2-0		4-0-0		5-0-0		
3-4-0		1-3-0	0-0-		AWAY		1-0-0		0-0-0		1-1-0		
0-1-0		0-0-0	0-1-0		NEUTRAL		0-0-0		0-0-0		0-0-0		
9-11-0		3-9-0	0-0-0		CONFERENCE		6-2-0		0-0-0		0-0-0		
5-4-0		2-4-0	0-0-0		HOME		3-0-0		0-0-0		0-0-0		
4-7-0		1-5-0	0-0-0		AWAY		3-2-0		0-0-0		0-0-0		
0-0-0		0-0-0	0-0-0		NEUTRAL		0-0-0		0-0-0		0-0-0		
RPI S	Opponent	Score	RPI S	Opponent	Score	RPI S	Opponent	Score	RPI S	Opponent	Score		
4 H	Texas Tech	5 8	35 H	Texas A&M	4 3	58 A	Kansas	4 5	107 H	Lamar University	9 5		
4 H	Texas Tech	1 2	39 H	UConn	1 2	58 A	Kansas	1 2	123 H	New Orleans	3 2		
4 H	Texas Tech	1 2	39 H	UConn	4 1	58 A	Kansas	5 3	123 H	New Orleans	7 1		
6 A	TCU	10 11	39 H	UConn	9 3	59 H	UCLA	10 5	123 H	New Orleans	4 3		
6 A	TCU	2 8	47 N	Louisiana	1 8	59 H	UCLA	5 4	183 A	Texas St.	10 11		
6 A	TCU	3 4				59 H	UCLA	5 2	183 H	Texas St.	2 0		
10 A	Stanford	1 2				60 H	Rice	1 7	183 H	Texas St.	9 2		
10 A	Stanford	2 5				60 H	Rice	6 1	194 A	A&M-Corpus Christi	12 2		
10 A	Stanford	4 0				60 H	Rice	5 4	194 H	A&M-Corpus Christi	15 0		
10 A	Stanford	2 3				60 H	Rice	2 3	251 H	Richmond	9 0		
13 A	Baylor	2 6				67 A	Oklahoma St.	5 4	252 H	UTRGV	9 7		
13 A	Baylor	3 4				67 A	Oklahoma St.	7 0					
13 A	Baylor	5 3				77 A	Sam Houston St.	7 2					
17 H	Oklahoma	9 3				77 H	Sam Houston St.	8 1					
17 H	Oklahoma	5 3				90 H	UT Arlington	4 1					
17 H	Oklahoma	1 2				98 H	Kansas St.	2 0					
						98 H	Kansas St.	5 0					
						98 H	Kansas St.	6 5					
LAST 10 GAMES													
6 A	TCU	3 4	67 A	Oklahoma St.	7 0								
6 A	TCU	2 8	47 N	Louisiana	1 8								
6 A	TCU	10 11	123 H	New Orleans	4 3								
90 H	UT Arlington	4 1	123 H	New Orleans	3 2								
67 A	Oklahoma St.	5 4	123 H	New Orleans	7 1								

Non-Div. I Games:

Texas

Average RPI Win:	98	WON-LOST RECORD	WINNING PCT. RANK	LAST 10 GAMES	STRENGTH OF SCHEDULE	OPP. STRENGTH OF SCHEDULE	TEAM RPI	ADJ RPI	CONF. RPI	ADJ CONF. RPI					
DIV. I ONLY		33-19-0	.63462	54	5-5-0	24	24	24	.57666	24	2	2			
DIV. I NON-CONF.		15-9-0	.625	70	0-0-0	38	142	71	.53925	71	2	2			
<hr/>															
TOTALS	RPI 1-25	RPI 26-50		W-L RECORDS		RPI 51-100		RPI 101-150		RPI 150+					
33-19-0	3-6-0	14-6-0		OVERALL		4-5-0		3-2-0		9-0-0					
22-8-0	3-2-0	6-3-0		HOME		1-1-0		3-2-0		9-0-0					
10-10-0	0-3-0	7-3-0		AWAY		3-4-0		0-0-0		0-0-0					
1-1-0	0-1-0	1-0-0		NEUTRAL		0-0-0		0-0-0		0-0-0					
15-9-0	1-2-0	2-2-0		NON-CONFERENCE		3-3-0		3-2-0		6-0-0					
13-5-0	1-1-0	2-1-0		HOME		1-1-0		3-2-0		6-0-0					
2-3-0	0-0-0	0-0-		AWAY		2-2-0		0-0-0		0-0-0					
0-1-0	0-1-0	0-0-0		NEUTRAL		0-0-0		0-0-0		0-0-0					
18-10-0	2-4-0	12-4-0		CONFERENCE		1-2-0		0-0-0		3-0-0					
9-3-0	2-1-0	4-2-0		HOME		0-0-0		0-0-0		3-0-0					
8-7-0	0-3-0	7-2-0		AWAY		1-2-0		0-0-0		0-0-0					
1-0-0	0-0-0	1-0-0		NEUTRAL		0-0-0		0-0-0		0-0-0					
RPI	S	Opponent	Score	RPI	S	Opponent	Score	RPI	S	Opponent	Score				
4	H	Texas Tech	2 5	30	A	South Carolina	1 6	71	A	Oregon	0 1	125	H	Morehead St.	8 13
4	H	Texas Tech	8 5	30	A	South Carolina	5 4	71	A	Oregon	5 4	127	H	Columbia	11 8
7	H	Kentucky	10 6	30	A	South Carolina	7 4	71	A	Oregon	5 6	127	H	Columbia	5 4
7	H	Kentucky	2 5	32	A	Ole Miss	2 1	74	H	FIU	3 8	130	H	Marist	8 9
7	H	Kentucky	10 6	32	A	Ole Miss	4 3	74	H	FIU	9 7	130	H	Marist	12 4
16	N	Southern Miss.	5 7	32	A	Ole Miss	5 3	92	A	Georgia	1 4	168	H	Indiana St.	9 1
18	A	Arkansas	4 5	32	N	Ole Miss	4 2	92	A	Georgia	9 3	168	H	Indiana St.	11 6
18	A	Arkansas	1 3	34	H	Louisiana Tech	2 3	92	A	Georgia	1 4	176	H	Alabama	13 12
18	A	Arkansas	1 6	35	A	Texas A&M	5 1	94	A	Memphis	8 3	176	H	Alabama	4 3
				35	A	Texas A&M	4 3					176	H	Alabama	6 5
				35	A	Texas A&M	2 9					269	H	Western Ill.	10 9
				38	A	South Ala.	2 5					269	H	Western Ill.	8 2
				38	H	South Ala.	2 0					284	H	Ark.-Pine Bluff	11 8
				38	H	South Ala.	8 6					293	H	Mississippi Val.	5 0
				44	H	Tennessee	14 4								
				44	H	Tennessee	5 4								
				44	H	Tennessee	7 4								
				45	H	Auburn	3 5								
				45	H	Auburn	5 2								
				45	H	Auburn	8 17								
LAST 10 GAMES															
				92	A	Georgia	1 4	35	A	Texas A&M	2 9				
				92	A	Georgia	1 4	45	H	Auburn	3 5				
				92	A	Georgia	9 3	45	H	Auburn	8 17				
				35	A	Texas A&M	4 3	45	H	Auburn	5 2				
				35	A	Texas A&M	5 1	32	N	Ole Miss	4 2				

Non-Div. I Games:

Mississippi St.

UCF

Average RPI Win: 120		WON-LOST RECORD		WINNING PCT. RANK		LAST 10 GAMES		STRENGTH OF SCHEDULE		OPP. STRENGTH OF SCHEDULE		TEAM RPI		ADJ RPI		CONF. RPI		ADJ CONF. RPI	
DIV. I ONLY		36-16-0		.69231 21		6-4-0		37		60		25		.57645 25		5		5	
DIV. I NON-CONF.		23-8-0		.74194 26		1-1-0		58		118		34		.56724 34		5		5	
TOTALS		RPI 1-25		RPI 26-50		W-L RECORDS		RPI 51-100		RPI 101-150		RPI 150+							
36-16-0		1-4-0		4-4-0		OVERALL		15-5-0		6-3-0		10-0-0							
26-8-0		1-0-0		4-4-0		HOME		5-2-0		6-2-0		10-0-0							
10-8-0		0-4-0		0-0-0		AWAY		10-3-0		0-1-0		0-0-0							
0-0-0		0-0-0		0-0-0		NEUTRAL		0-0-0		0-0-0		0-0-0							
23-8-0		1-1-0		0-2-0		NON-CONFERENCE		6-2-0		6-3-0		10-0-0							
20-5-0		1-0-0		0-2-0		HOME		3-1-0		6-2-0		10-0-0							
3-3-0		0-1-0		0-0-		AWAY		3-1-0		0-1-0		0-0-0							
0-0-0		0-0-0		0-0-0		NEUTRAL		0-0-0		0-0-0		0-0-0							
13-8-0		0-3-0		4-2-0		CONFERENCE		9-3-0		0-0-0		0-0-0							
6-3-0		0-0-0		4-2-0		HOME		2-1-0		0-0-0		0-0-0							
7-5-0		0-3-0		0-0-0		AWAY		7-2-0		0-0-0		0-0-0							
0-0-0		0-0-0		0-0-0		NEUTRAL		0-0-0		0-0-0		0-0-0							
RPI S	Opponent		Score		RPI S	Opponent		Score		RPI S	Opponent		Score		RPI S	Opponent		Score	
5 A	Florida		3	4	26 H	Houston		1	3	61 A	Miami (FL)		5	2	109 A	North Florida		1	2
5 H	Florida		11	2	26 H	Houston		6	1	73 H	Fla. Atlantic		3	8	109 H	North Florida		3	2
19 A	South Fla.		5	6	26 H	Houston		5	2	79 A	Tulane		3	4	119 H	Dartmouth		1	4
19 A	South Fla.		5	7	28 H	Florida St.		0	5	79 A	Tulane		11	4	119 H	Dartmouth		3	4
19 A	South Fla.		4	5	28 H	Florida St.		2	5	79 A	Tulane		11	1	119 H	Dartmouth		15	0
					39 H	UConn		8	2	80 A	Jacksonville		10	3	122 H	Central Mich.		5	4
					39 H	UConn		5	6	80 A	Jacksonville		1	7	122 H	Central Mich.		7	3
					39 H	UConn		8	1	80 H	Jacksonville		4	0	122 H	Central Mich.		21	1
										80 H	Jacksonville		10	1	147 H	Stetson		5	3
										82 A	Cincinnati		3	1	174 H	Stony Brook		8	4
										82 A	Cincinnati		5	8	174 H	Stony Brook		7	3
										82 A	Cincinnati		16	2	174 H	Stony Brook		3	2
										85 A	East Carolina		7	0	191 H	Bradley		12	9
										85 A	East Carolina		9	4	243 H	Siena		7	2
										85 A	East Carolina		8	7	243 H	Siena		3	0
										86 A	Bethune-Cookman		5	4	243 H	Siena		17	6
										86 H	Bethune-Cookman		5	1	254 H	Manhattan		10	1
										94 H	Memphis		2	1	254 H	Manhattan		13	3
										94 H	Memphis		4	9	254 H	Manhattan		7	2
										94 H	Memphis		7	4					
					LAST 10 GAMES														
					82 A	Cincinnati		5	8	79 A	Tulane		3	4					
					82 A	Cincinnati		3	1	79 A	Tulane		11	4					
					82 A	Cincinnati		16	2	109 A	North Florida		1	2					
					61 A	Miami (FL)		5	2	94 H	Memphis		2	1					
					79 A	Tulane		11	1	94 H	Memphis		4	9					

Non-Div. I Games:

UCF

Average RPI Win:	113	WON-LOST RECORD	WINNING PCT. RANK	LAST 10 GAMES	STRENGTH OF SCHEDULE	OPP. STRENGTH OF SCHEDULE	TEAM RPI	ADJ RPI	CONF. RPI	ADJ CONF. RPI					
DIV. I ONLY		33-18-0	.64706	48	5-5-0	44	23	26	.57494	26	5	5			
DIV. I NON-CONF.		20-10-0	.66667	49	1-1-0	75	31	40	.56071	40	5	5			
<hr/>															
TOTALS	RPI 1-25	RPI 26-50		W-L RECORDS		RPI 51-100		RPI 101-150		RPI 150+					
33-18-0	5-6-0	5-2-0		OVERALL		10-10-0		2-0-0		11-0-0					
19-6-0	2-0-0	4-2-0		HOME		5-4-0		1-0-0		7-0-0					
12-10-0	3-6-0	1-0-0		AWAY		4-4-0		0-0-0		4-0-0					
2-2-0	0-0-0	0-0-0		NEUTRAL		1-2-0		1-0-0		0-0-0					
<hr/>															
20-10-0	3-2-0	3-1-0		NON-CONFERENCE		1-7-0		2-0-0		11-0-0					
12-4-0	2-0-0	2-1-0		HOME		0-3-0		1-0-0		7-0-0					
6-4-0	1-2-0	1-0-		AWAY		0-2-0		0-0-0		4-0-0					
2-2-0	0-0-0	0-0-0		NEUTRAL		1-2-0		1-0-0		0-0-0					
<hr/>															
13-8-0	2-4-0	2-1-0		CONFERENCE		9-3-0		0-0-0		0-0-0					
7-2-0	0-0-0	2-1-0		HOME		5-1-0		0-0-0		0-0-0					
6-6-0	2-4-0	0-0-0		AWAY		4-2-0		0-0-0		0-0-0					
0-0-0	0-0-0	0-0-0		NEUTRAL		0-0-0		0-0-0		0-0-0					
<hr/>															
RPI S	Opponent	Score		RPI S	Opponent	Score		RPI S	Opponent	Score		RPI S	Opponent	Score	
9 H	Wake Forest	8	1	36 H	McNeese	6	5	60 A	Rice	3	4	135 N	Illinois	11	5
9 H	Wake Forest	5	4	39 H	UConn	4	7	60 H	Rice	0	9	140 H	Nicholls St.	5	3
13 A	Baylor	1	2	39 H	UConn	6	5	60 N	Rice	6	5	164 A	UC Irvine	4	3
13 A	Baylor	2	0	39 H	UConn	9	1	63 N	Missouri	2	4	164 A	UC Irvine	7	3
13 A	Baylor	0	5	42 H	Cal St. Fullerton	7	4	77 A	Sam Houston St.	2	3	164 A	UC Irvine	5	4
19 A	South Fla.	4	7	42 H	Cal St. Fullerton	1	4	77 H	Sam Houston St.	2	12	194 A	A&M-Corpus Christi	4	2
19 A	South Fla.	7	3	47 A	Louisiana	4	0	77 N	Sam Houston St.	4	5	196 H	Alabama St.	19	11
19 A	South Fla.	4	5					79 A	Tulane	4	0	196 H	Alabama St.	10	2
25 A	UCF	1	6					79 A	Tulane	4	11	196 H	Alabama St.	4	1
25 A	UCF	3	1					79 A	Tulane	15	3	252 H	UTRGV	11	2
25 A	UCF	2	5					79 H	Tulane	12	2	274 H	Incarnate Word	8	1
								79 H	Tulane	1	7	276 H	Texas Southern	16	3
								79 H	Tulane	8	7	285 H	Prairie View	8	0
								85 H	East Carolina	9	6				
								85 H	East Carolina	8	1				
								85 H	East Carolina	17	3				
								94 A	Memphis	9	8				
								94 A	Memphis	8	10				
								94 A	Memphis	13	3				
								99 H	Houston Baptist	2	3				
<hr/>															
LAST 10 GAMES															
79 A Tulane						4	11	39 H UConn		9	1				
79 A Tulane						4	0	39 H UConn		6	5				
79 A Tulane						15	3	77 A Sam Houston St.		2	3				
60 N Rice						6	5	19 A South Fla.		4	5				
39 H UConn						4	7	19 A South Fla.		4	7				

Non-Div. I Games:

Houston

Average RPI Win:		112	WON-LOST RECORD		WINNING PCT. RANK		LAST 10 GAMES		STRENGTH OF SCHEDULE		OPP. STRENGTH OF SCHEDULE		TEAM RPI		ADJ RPI		CONF. RPI		ADJ CONF. RPI				
DIV. I ONLY			34-16-0		.68	28	9-1-0		58		63		27		.57427		27	11		11			
DIV. I NON-CONF.			14-6-0		.7	36	1-0-0		48		3		9		.59517		9	12		12			
TOTALS		RPI 1-25		RPI 26-50		W-L RECORDS		RPI 51-100		RPI 101-150		RPI 150+											
34-16-0		1-3-0		7-2-0		OVERALL		7-5-0		14-2-0		5-4-0											
19-6-0		1-0-0		5-1-0		HOME		3-1-0		6-2-0		4-2-0											
12-10-0		0-3-0		1-1-0		AWAY		3-4-0		7-0-0		1-2-0											
3-0-0		0-0-0		1-0-0		NEUTRAL		1-0-0		1-0-0		0-0-0											
14-6-0		1-3-0		5-1-0		NON-CONFERENCE		5-1-0		1-0-0		2-1-0											
7-1-0		1-0-0		3-0-0		HOME		1-0-0		0-0-0		2-1-0											
4-5-0		0-3-0		1-0-		AWAY		3-1-0		0-0-0		0-0-0											
3-0-0		0-0-0		1-0-0		NEUTRAL		1-0-0		1-0-0		0-0-0											
20-10-0		0-0-0		2-1-0		CONFERENCE		2-4-0		13-2-0		3-3-0											
12-5-0		0-0-0		2-1-0		HOME		2-1-0		6-2-0		2-1-0											
8-5-0		0-0-0		0-0-0		AWAY		0-3-0		7-0-0		1-2-0											
0-0-0		0-0-0		0-0-0		NEUTRAL		0-0-0		0-0-0		0-0-0											
RPI	S	Opponent		Score		RPI	S	Opponent		Score		RPI	S	Opponent		Score		RPI	S	Opponent		Score	
12	A	LSU		2	8	36	H	McNeese		10	2	60	A	Rice		8	4	107	H	Lamar University		4	1
20	H	West Virginia		4	2	36	H	McNeese		5	4	60	A	Rice		12	4	107	H	Lamar University		5	13
22	A	Vanderbilt		6	9	36	H	McNeese		1	4	60	A	Rice		5	15	107	H	Lamar University		6	5
22	A	Vanderbilt		2	4	38	A	South Ala.		12	4	76	N	Seton Hall		13	1	111	N	Troy		5	4
						38	H	South Ala.		12	9	77	H	Sam Houston St.		3	10	123	A	New Orleans		8	0
						38	N	South Ala.		4	3	77	H	Sam Houston St.		3	2	123	A	New Orleans		4	2
						47	A	Louisiana		2	9	77	H	Sam Houston St.		2	1	123	H	New Orleans		8	3
						47	H	Louisiana		15	3	79	A	Tulane		16	2	133	H	Central Ark.		10	3
						47	H	Louisiana		5	4	79	H	Tulane		8	5	133	H	Central Ark.		3	2
												99	A	Houston Baptist		3	6	133	H	Central Ark.		10	3
												99	A	Houston Baptist		0	4	140	A	Nicholls St.		11	6
												99	A	Houston Baptist		7	8	140	A	Nicholls St.		4	0
																		140	H	Nicholls St.		2	3
																		145	A	SFA		11	7
																		145	A	SFA		11	5
																		145	A	SFA		7	0
																		169	H	Murray St.		1	3
																		194	A	A&M-Corpus Christi		8	5
																		194	A	A&M-Corpus Christi		4	5
																		194	A	A&M-Corpus Christi		2	3
																		225	H	Northwestern St.		3	2
																		225	H	Northwestern St.		7	0
																		225	H	Northwestern St.		4	6
																		266	H	Hofstra		11	1
																		286	H	Alcorn		21	3
LAST 10 GAMES																							
						133	H	Central Ark.		3	2	77	H	Sam Houston St.		2	1	225	H	Northwestern St.		4	6
						133	H	Central Ark.		10	3	79	A	Tulane		16	2	266	H	Hofstra		11	1
						133	H	Central Ark.		10	3	145	A	SFA		11	7	286	H	Alcorn		21	3
						77	H	Sam Houston St.		3	10	145	A	SFA		11	5						
						77	H	Sam Houston St.		3	2	145	A	SFA		7	0						

Non-Div. I Games:

Southeastern La.

Average RPI Win: 112		WON-LOST	WINNING	LAST 10	STRENGTH OF		OPP. STRENGTH	TEAM	ADJ	CONF.	ADJ CONF.
Average RPI Loss: 35		RECORD	PCT. RANK	GAMES	SCHEDULE		OF SCHEDULE	RPI	RPI	RPI	RPI
DIV. I ONLY		33-20-0	.62264	55	6-4-0		8	21	28	.57381	28
DIV. I NON-CONF.		21-6-0	.77778	17	5-0-0		21	60	7	.59747	7
TOTALS		RPI 1-25	RPI 26-50		W-L RECORDS		RPI 51-100		RPI 101-150		RPI 150+
33-20-0		6-12-0	1-2-0		OVERALL		11-3-0		8-3-0		7-0-0
23-12-0		4-10-0	0-0-0		HOME		6-1-0		6-1-0		7-0-0
10-7-0		2-1-0	1-2-0		AWAY		5-2-0		2-2-0		0-0-0
0-1-0		0-1-0	0-0-0		NEUTRAL		0-0-0		0-0-0		0-0-0
21-6-0		2-4-0	0-0-0		NON-CONFERENCE		5-1-0		7-1-0		7-0-0
17-3-0		0-2-0	0-0-0		HOME		4-0-0		6-1-0		7-0-0
4-2-0		2-1-0	0-0-		AWAY		1-1-0		1-0-0		0-0-0
0-1-0		0-1-0	0-0-0		NEUTRAL		0-0-0		0-0-0		0-0-0
12-14-0		4-8-0	1-2-0		CONFERENCE		6-2-0		1-2-0		0-0-0
6-9-0		4-8-0	0-0-0		HOME		2-1-0		0-0-0		0-0-0
6-5-0		0-0-0	1-2-0		AWAY		4-1-0		1-2-0		0-0-0
0-0-0		0-0-0	0-0-0		NEUTRAL		0-0-0		0-0-0		0-0-0
RPI S	Opponent	Score	RPI S	Opponent	Score	RPI S	Opponent	Score	RPI S	Opponent	Score
2 H	North Carolina	7 9	40 A	North Carolina St.	16 7	55 A	FGCU	2 5	108 H	VCU	12 3
2 H	North Carolina	2 5	40 A	North Carolina St.	4 8	55 H	FGCU	7 6	108 H	VCU	0 3
2 H	North Carolina	1 3	40 A	North Carolina St.	3 4	55 H	FGCU	3 2	108 H	VCU	11 3
5 A	Florida	0 1				61 A	Miami (FL)	4 5	114 A	Virginia Tech	9 2
5 H	Florida	7 10				61 A	Miami (FL)	6 3	114 A	Virginia Tech	0 17
5 N	Florida	1 4				80 A	Jacksonville	6 5	114 A	Virginia Tech	12 13
8 H	Clemson	7 3				80 H	Jacksonville	21 2	120 H	Samford	8 0
8 H	Clemson	7 6				80 H	Jacksonville	10 9	120 H	Samford	16 3
8 H	Clemson	10 12				87 H	Boston College	5 8	120 H	Samford	13 4
9 H	Wake Forest	4 0				87 H	Boston College	11 1	147 A	Stetson	11 5
9 H	Wake Forest	9 10				87 H	Boston College	13 0	147 H	Stetson	7 3
9 H	Wake Forest	3 4				97 A	Notre Dame	5 1	233 H	Oakland	12 1
11 H	Virginia	6 4				97 A	Notre Dame	8 3	233 H	Oakland	18 10
11 H	Virginia	0 8				97 A	Notre Dame	8 2	233 H	Oakland	14 6
11 H	Virginia	5 7							250 H	Pacific	9 8
19 H	South Fla.	2 4							250 H	Pacific	18 5
25 A	UCF	5 2							250 H	Pacific	5 3
25 A	UCF	5 0							250 H	Pacific	5 3
LAST 10 GAMES											
	9 H	Wake Forest	9 10		250 H	Pacific	5 3				
	9 H	Wake Forest	4 0		250 H	Pacific	18 5				
	9 H	Wake Forest	3 4		250 H	Pacific	9 8				
	80 H	Jacksonville	21 2		11 H	Virginia	5 7				
	250 H	Pacific	5 3		11 H	Virginia	0 8				

Non-Div. I Games:

Florida St.

[illegible]

Non-Div. I Games:

St. John's (NY)

RPI	S	Opponent	Score	
261	N	Iona	4	3
266	A	Hofstra	4	1
266	H	Hofstra	14	3
270	H	Wagner	6	2
290	H	Fairleigh Dickinson	9	0
290	H	Fairleigh Dickinson	15	8
296	H	NYIT	13	8
299	N	Saint Peter's	12	9

S
t
.
J
o
h
n
.
s
(
N
Y
)

S
t
.
J
o
h
n
.
s
(
N
Y
)

St. John's (NY)

Average RPI Win: 100		WON-LOST	WINNING	LAST 10	STRENGTH OF		OPP. STRENGTH	TEAM	ADJ	CONF.	ADJ CONF.
Average RPI Loss: 43		RECORD	PCT. RANK	GAMES	SCHEDULE		OF SCHEDULE	RPI	RPI	RPI	RPI
DIV. I ONLY		30-21-0	.58824	82	5-5-0		4	11	30	.57063	30
DIV. I NON-CONF.		18-6-0	.75	21	3-0-0		14	80	20	.58338	20
TOTALS		RPI 1-25	RPI 26-50		W-L RECORDS		RPI 51-100		RPI 101-150		RPI 150+
30-21-0		6-13-0	4-2-0		OVERALL		6-3-0		6-2-0		8-1-0
21-11-0		3-7-0	0-0-0		HOME		5-1-0		6-2-0		7-1-0
9-8-0		3-4-0	4-2-0		AWAY		1-2-0		0-0-0		1-0-0
0-2-0		0-2-0	0-0-0		NEUTRAL		0-0-0		0-0-0		0-0-0
18-6-0		1-3-0	0-0-0		NON-CONFERENCE		5-1-0		6-2-0		6-0-0
16-4-0		0-1-0	0-0-0		HOME		5-1-0		6-2-0		5-0-0
2-0-0		1-0-0	0-0-		AWAY		0-0-0		0-0-0		1-0-0
0-2-0		0-2-0	0-0-0		NEUTRAL		0-0-0		0-0-0		0-0-0
12-15-0		5-10-0	4-2-0		CONFERENCE		1-2-0		0-0-0		2-1-0
5-7-0		3-6-0	0-0-0		HOME		0-0-0		0-0-0		2-1-0
7-8-0		2-4-0	4-2-0		AWAY		1-2-0		0-0-0		0-0-0
0-0-0		0-0-0	0-0-0		NEUTRAL		0-0-0		0-0-0		0-0-0
RPI	S	Opponent	Score	RPI	S	Opponent	Score	RPI	S	Opponent	Score
2	N	North Carolina	5 20	44	A	Tennessee	7 1	54	H	Liberty	10 7
5	A	Florida	5 7	44	A	Tennessee	6 4	63	A	Missouri	3 5
5	A	Florida	0 1	44	A	Tennessee	10 2	63	A	Missouri	4 3
5	A	Florida	4 2	45	A	Auburn	4 5	63	A	Missouri	3 5
7	H	Kentucky	1 19	45	A	Auburn	7 0	81	H	Michigan St.	3 2
7	H	Kentucky	4 9	45	A	Auburn	5 6	81	H	Michigan St.	5 2
7	H	Kentucky	5 1					83	H	Winthrop	8 6
8	A	Clemson	2 0					84	H	Charlotte	5 4
8	H	Clemson	3 5					98	H	Kansas St.	5 6
8	N	Clemson	7 8								
12	A	LSU	2 5								
12	A	LSU	6 7								
12	A	LSU	3 2								
22	H	Vanderbilt	6 1								
22	H	Vanderbilt	3 5								
22	H	Vanderbilt	6 7								
24	H	Mississippi St.	4 7								
24	H	Mississippi St.	4 5								
24	H	Mississippi St.	6 1								
				LAST 10 GAMES							
				63	A	Missouri	3 5	12	A	LSU	6 7
				63	A	Missouri	3 5	12	A	LSU	2 5
				63	A	Missouri	4 3	12	A	LSU	3 2
				54	H	Liberty	10 7	152	H	Wofford	9 5
				157	H	Presbyterian	4 3	7	H	Kentucky	4 9

Non-Div. I Games:

South Carolina

Average RPI Win:		142	WON-LOST RECORD		WINNING PCT. RANK	LAST 10 GAMES		STRENGTH OF SCHEDULE		OPP. STRENGTH OF SCHEDULE	TEAM RPI	ADJ RPI		CONF. RPI	ADJ CONF. RPI		
DIV. I ONLY			39-12-0		.76471	6	8-2-0		145	70	31	.5688		31	7	7	
DIV. I NON-CONF.			24-5-0		.82759	11	1-1-0		133	97	14	.58822		14	7	7	
TOTALS		RPI 1-25		RPI 26-50		W-L RECORDS		RPI 51-100		RPI 101-150		RPI 150+					
39-12-0		3-0-0		2-4-0		OVERALL		6-3-0		10-3-0		18-2-0					
21-5-0		3-0-0		1-2-0		HOME		2-0-0		4-1-0		11-2-0					
13-5-0		0-0-0		1-2-0		AWAY		1-1-0		6-2-0		5-0-0					
5-2-0		0-0-0		0-0-0		NEUTRAL		3-2-0		0-0-0		2-0-0					
24-5-0		3-0-0		0-0-0		NON-CONFERENCE		5-3-0		3-1-0		13-1-0					
12-1-0		3-0-0		0-0-0		HOME		1-0-0		2-0-0		6-1-0					
7-2-0		0-0-0		0-0-		AWAY		1-1-0		1-1-0		5-0-0					
5-2-0		0-0-0		0-0-0		NEUTRAL		3-2-0		0-0-0		2-0-0					
15-7-0		0-0-0		2-4-0		CONFERENCE		1-0-0		7-2-0		5-1-0					
9-4-0		0-0-0		1-2-0		HOME		1-0-0		2-1-0		5-1-0					
6-3-0		0-0-0		1-2-0		AWAY		0-0-0		5-1-0		0-0-0					
0-0-0		0-0-0		0-0-0		NEUTRAL		0-0-0		0-0-0		0-0-0					
RPI	S	Opponent		Score		RPI	S	Opponent		Score		RPI	S	Opponent		Score	
17	H	Oklahoma		5	2	33	H	Indiana		9	12	51	N	San Diego		3	1
17	H	Oklahoma		6	2	33	H	Indiana		0	1	56	A	Loyola Marymount		14	2
17	H	Oklahoma		14	4	33	H	Indiana		12	5	59	A	UCLA		0	1
						37	A	Maryland		4	5	76	N	Seton Hall		8	7
						37	A	Maryland		2	7	76	N	Seton Hall		6	8
						37	A	Maryland		6	2	76	N	Seton Hall		4	5
												76	N	Seton Hall		10	7
												81	H	Michigan St.		12	4
												97	H	Notre Dame		4	3

Non-Div. I Games:

Michigan

RPI	S	Opponent	Score	
236	A	San Jose St.	6	2
258	H	Northern Ill.	7	4
258	H	Northern Ill.	8	3
258	H	Northern Ill.	7	4
258	H	Northern Ill.	5	8
265	A	Santa Clara	10	3

Michigan

M
i
c
h
i
g
a
n

M
i
c
h
i
g
a
n

Average RPI Win: 112		WON-LOST RECORD		WINNING PCT. RANK		LAST 10 GAMES		STRENGTH OF SCHEDULE		OPP. STRENGTH OF SCHEDULE		TEAM RPI		ADJ RPI		CONF. RPI		ADJ CONF. RPI					
Average RPI Loss: 34																							
DIV. I ONLY		31-21-0		.59615		76		5-5-0		9		10		32		.56796		32					
DIV. I NON-CONF.		18-6-0		.75		21		2-0-0		90		43		35		.56705		35					
TOTALS		RPI 1-25		RPI 26-50		W-L RECORDS		RPI 51-100		RPI 101-150		RPI 150+											
31-21-0		8-16-0		2-1-0		OVERALL		5-3-0		7-0-0		9-1-0											
24-8-0		2-4-0		2-1-0		HOME		5-2-0		6-0-0		9-1-0											
5-9-0		5-8-0		0-0-0		AWAY		0-1-0		0-0-0		0-0-0											
2-4-0		1-4-0		0-0-0		NEUTRAL		0-0-0		1-0-0		0-0-0											
18-6-0		2-3-0		0-0-0		NON-CONFERENCE		3-2-0		7-0-0		6-1-0											
15-2-0		0-0-0		0-0-0		HOME		3-1-0		6-0-0		6-1-0											
1-1-0		1-0-0		0-0-		AWAY		0-1-0		0-0-0		0-0-0											
2-3-0		1-3-0		0-0-0		NEUTRAL		0-0-0		1-0-0		0-0-0											
13-15-0		6-13-0		2-1-0		CONFERENCE		2-1-0		0-0-0		3-0-0											
9-6-0		2-4-0		2-1-0		HOME		2-1-0		0-0-0		3-0-0											
4-8-0		4-8-0		0-0-0		AWAY		0-0-0		0-0-0		0-0-0											
0-1-0		0-1-0		0-0-0		NEUTRAL		0-0-0		0-0-0		0-0-0											
RPI	S	Opponent		Score		RPI	S	Opponent		Score		RPI	S	Opponent		Score		RPI	S	Opponent		Score	
4	N	Texas Tech		1	5	35	H	Texas A&M		5	12	63	H	Missouri		9	6	136	H	Furman		2	0
5	A	Florida		4	7	35	H	Texas A&M		6	3	63	H	Missouri		3	9	136	H	Furman		5	0
5	A	Florida		4	6	35	H	Texas A&M		6	4	63	H	Missouri		3	1	136	H	Furman		1	0
5	A	Florida		2	11							85	H	East Carolina		5	4	140	N	Nicholls St.		5	0
6	N	TCU		3	5							85	H	East Carolina		3	2	149	H	UNCW		8	6
7	A	Kentucky		9	6							85	H	East Carolina		8	6	149	H	UNCW		8	4
7	A	Kentucky		2	4							94	A	Memphis		1	2	149	H	UNCW		7	2
7	A	Kentucky		1	4							94	H	Memphis		6	9	176	H	Alabama		7	2
12	A	LSU		2	3													176	H	Alabama		8	2
12	A	LSU		4	1													176	H	Alabama		5	4
12	A	LSU		2	15													186	H	Arkansas St.		16	4
13	N	Baylor		0	4													207	H	Little Rock		5	4
16	A	Southern Miss.		6	2													215	H	Georgia St.		0	2
16	N	Southern Miss.		6	5													215	H	Georgia St.		1	0
18	A	Arkansas		9	1													240	H	La.-Monroe		21	7
18	A	Arkansas		4	1													240	H	La.-Monroe		5	3
18	A	Arkansas		4	7													284	H	Ark.-Pine Bluff		14	6
22	H	Vanderbilt		1	0																		
22	H	Vanderbilt		2	6																		
22	H	Vanderbilt		10	8																		
24	H	Mississippi St.		1	2																		
24	H	Mississippi St.		3	4																		
24	H	Mississippi St.		3	5																		
24	N	Mississippi St.		2	4																		
				LAST 10 GAMES																			
						35	H	Texas A&M		6	3	5	A	Florida		2	11						
						35	H	Texas A&M		6	4	240	H	La.-Monroe		5	3						
						35	H	Texas A&M		5	12	240	H	La.-Monroe		21	7						
						5	A	Florida		4	6	18	A	Arkansas		4	1						
						5	A	Florida		4	7	18	A	Arkansas		4	7						

Non-Div. I Games:

Ole Miss

Average RPI Win: 124		WON-LOST RECORD		WINNING PCT. RANK		LAST 10 GAMES		STRENGTH OF SCHEDULE		OPP. STRENGTH OF SCHEDULE		TEAM RPI		ADJ RPI		CONF. RPI		ADJ CONF. RPI	
DIV. I ONLY		29-19-2		.6 73		7-3-0		19		118		33		.56606 33		7 7		7 7	
DIV. I NON-CONF.		17-11-1		.60345 88		3-1-0		16		132		33		.56953 33		7 7		7 7	
TOTALS		RPI 1-25		RPI 26-50		W-L RECORDS		RPI 51-100		RPI 101-150		RPI 150+							
29-19-2		0-3-0		4-4-1		OVERALL		6-3-1		10-7-0		9-2-0							
14-8-1		0-0-0		2-3-1		HOME		3-1-0		5-2-0		4-2-0							
12-9-1		0-1-0		2-1-0		AWAY		1-2-1		5-5-0		4-0-0							
3-2-0		0-2-0		0-0-0		NEUTRAL		2-0-0		0-0-0		1-0-0							
17-11-1		0-3-0		0-0-0		NON-CONFERENCE		4-2-1		9-5-0		4-1-0							
8-3-0		0-0-0		0-0-0		HOME		1-0-0		5-2-0		2-1-0							
6-6-1		0-1-0		0-0-		AWAY		1-2-1		4-3-0		1-0-0							
3-2-0		0-2-0		0-0-0		NEUTRAL		2-0-0		0-0-0		1-0-0							
12-8-1		0-0-0		4-4-1		CONFERENCE		2-1-0		1-2-0		5-1-0							
6-5-1		0-0-0		2-3-1		HOME		2-1-0		0-0-0		2-1-0							
6-3-0		0-0-0		2-1-0		AWAY		0-0-0		1-2-0		3-0-0							
0-0-0		0-0-0		0-0-0		NEUTRAL		0-0-0		0-0-0		0-0-0							
RPI S	Opponent	Score		RPI S	Opponent	Score		RPI S	Opponent	Score		RPI S	Opponent	Score					
1 N	Oregon St.	0	1	31 A	Michigan	12	9	68 N	Gonzaga	5	1	106 H	Xavier	11	7				
1 N	Oregon St.	1	4	31 A	Michigan	5	12	68 N	Gonzaga	12	3	106 H	Xavier	1	0				
7 A	Kentucky	2	5	31 A	Michigan	1	0	73 A	Fla. Atlantic	2	6	106 H	Xavier	14	3				
				37 H	Maryland	9	2	73 A	Fla. Atlantic	8	4	117 H	Middle Tenn.	3	5				
				37 H	Maryland	6	3	73 A	Fla. Atlantic	6	6	117 H	Middle Tenn.	12	1				
				37 H	Maryland	2	9	75 H	Minnesota	0	11	117 H	Middle Tenn.	6	0				
				43 H	Nebraska	1	1	75 H	Minnesota	13	12	120 A	Samford	3	5				
				43 H	Nebraska	1	3	75 H	Minnesota	4	0	120 A	Samford	10	5				
				43 H	Nebraska	3	7	82 A	Cincinnati	1	6	120 A	Samford	5	6				
								82 H	Cincinnati	3	2	124 A	Purdue	5	6				
												124 A	Purdue	14	9				
												124 A	Purdue	3	7				
												137 H	Butler	5	7				
												150 A	Hawaii	4	3				
												150 A	Hawaii	10	11				
												150 A	Hawaii	7	6				
												150 A	Hawaii	8	5				
												154 H	Ball St.	3	2				
												154 N	Ball St.	4	3				
												168 A	Indiana St.	2	0				
												168 H	Indiana St.	3	7				
												204 A	Northwestern	10	9				
												204 A	Northwestern	6	5				
												204 A	Northwestern	13	9				
												209 H	Penn St.	5	2				
												209 H	Penn St.	2	5				
												209 H	Penn St.	2	5				
												209 H	Penn St.	10	2				

Non-Div. I Games:

Indiana

RPI	S	Opponent	Score	
263	H	Evansville	6	3

Indiana

I
n
d
i
a
n
a

I
n
d
i
a
n
a

Average RPI Win:		139	WON-LOST RECORD		WINNING PCT. RANK	LAST 10 GAMES	STRENGTH OF SCHEDULE		OPP. STRENGTH OF SCHEDULE	TEAM RPI	ADJ RPI	CONF. RPI	ADJ CONF. RPI				
DIV. I ONLY			35-16-0		.68627	24	8-2-0		79	81	34	.56572	34	6	6		
DIV. I NON-CONF.			19-5-0		.79167	16	0-1-0		99	170	15	.58784	15	6	6		
TOTALS		RPI 1-25		RPI 26-50		W-L RECORDS		RPI 51-100		RPI 101-150		RPI 150+					
35-16-0		2-4-0		4-3-0		OVERALL		9-6-0		7-1-0		13-2-0					
22-7-0		1-4-0		2-0-0		HOME		1-2-0		7-0-0		11-1-0					
13-9-0		1-0-0		2-3-0		AWAY		8-4-0		0-1-0		2-1-0					
0-0-0		0-0-0		0-0-0		NEUTRAL		0-0-0		0-0-0		0-0-0					
19-5-0		2-1-0		2-2-0		NON-CONFERENCE		3-0-0		4-1-0		8-1-0					
13-1-0		1-1-0		2-0-0		HOME		0-0-0		4-0-0		6-0-0					
6-4-0		1-0-0		0-0-		AWAY		3-0-0		0-1-0		2-1-0					
0-0-0		0-0-0		0-0-0		NEUTRAL		0-0-0		0-0-0		0-0-0					
16-11-0		0-3-0		2-1-0		CONFERENCE		6-6-0		3-0-0		5-1-0					
9-6-0		0-3-0		0-0-0		HOME		1-2-0		3-0-0		5-1-0					
7-5-0		0-0-0		2-1-0		AWAY		5-4-0		0-0-0		0-0-0					
0-0-0		0-0-0		0-0-0		NEUTRAL		0-0-0		0-0-0		0-0-0					
RPI	S	Opponent		Score		RPI	S	Opponent		Score		RPI	S	Opponent		Score	
16	H	Southern Miss.		5	8	36	A	McNeese		3	5	60	A	Rice		2	3
16	H	Southern Miss.		2	5	36	H	McNeese		8	7	60	A	Rice		6	0
16	H	Southern Miss.		9	13	41	A	Old Dominion		7	3	60	A	Rice		6	4
18	H	Arkansas		4	3	41	A	Old Dominion		2	3	74	A	FIU		14	6
18	H	Arkansas		10	13	41	A	Old Dominion		7	3	74	A	FIU		10	6
24	A	Mississippi St.		3	2	47	A	Louisiana		1	3	74	A	FIU		3	6
						47	H	Louisiana		6	5	84	A	Charlotte		2	4
												84	A	Charlotte		7	13
												84	A	Charlotte		12	7
												90	A	UT Arlington		6	4
												90	A	UT Arlington		3	1
												90	A	UT Arlington		7	3
												91	H	UTSA		4	8
												91	H	UTSA		3	6
												91	H	UTSA		6	0
						LAST 10 GAMES											
						104	H	Marshall		6	4	74	A	FIU		10	6
						104	H	Marshall		19	4	74	A	FIU		14	6
						104	H	Marshall		7	5	240	H	Western Ky.		5	1
						47	A	Louisiana		1	3	240	H	Western Ky.		7	1
						74	A	FIU		3	6	240	H	Western Ky.		6	5

Non-Div. I Games:

Louisiana Tech

Average RPI Win: 141		WON-LOST	WINNING	LAST 10	STRENGTH OF		OPP. STRENGTH	TEAM	ADJ	CONF.	ADJ CONF.
Average RPI Loss: 36		RECORD	PCT. RANK	GAMES	SCHEDULE		OF SCHEDULE	RPI	RPI	RPI	RPI
DIV. I ONLY		35-17-0	.67308	34	6-4-0		78	16	35	.56445	35
DIV. I NON-CONF.		20-5-0	.8	13	1-0-0		223	113	52	.55062	52
TOTALS		RPI 1-25	RPI 26-50		W-L RECORDS		RPI 51-100		RPI 101-150		RPI 150+
35-17-0		5-11-0	5-4-0		OVERALL		6-1-0		1-0-0		18-1-0
23-8-0		1-5-0	4-2-0		HOME		3-0-0		1-0-0		14-1-0
11-7-0		3-4-0	1-2-0		AWAY		3-1-0		0-0-0		4-0-0
1-2-0		1-2-0	0-0-0		NEUTRAL		0-0-0		0-0-0		0-0-0
20-5-0		1-3-0	0-0-0		NON-CONFERENCE		3-1-0		1-0-0		15-1-0
18-1-0		0-0-0	0-0-0		HOME		3-0-0		1-0-0		14-1-0
1-2-0		0-1-0	0-0-		AWAY		0-1-0		0-0-0		1-0-0
1-2-0		1-2-0	0-0-0		NEUTRAL		0-0-0		0-0-0		0-0-0
15-12-0		4-8-0	5-4-0		CONFERENCE		3-0-0		0-0-0		3-0-0
5-7-0		1-5-0	4-2-0		HOME		0-0-0		0-0-0		0-0-0
10-5-0		3-3-0	1-2-0		AWAY		3-0-0		0-0-0		3-0-0
0-0-0		0-0-0	0-0-0		NEUTRAL		0-0-0		0-0-0		0-0-0
RPI S	Opponent	Score		RPI S	Opponent	Score		RPI S	Opponent	Score	
4 N	Texas Tech	9	0	32 A	Ole Miss	4	6	57 H	DBU	7	3
6 N	TCU	10	11	32 A	Ole Miss	12	5	60 H	Rice	8	5
7 H	Kentucky	0	6	32 A	Ole Miss	3	6	63 A	Missouri	7	1
7 H	Kentucky	7	11	44 H	Tennessee	2	1	63 A	Missouri	7	2
7 H	Kentucky	6	7	44 H	Tennessee	3	1	63 A	Missouri	11	1
12 A	LSU	4	7	44 H	Tennessee	3	5	90 A	UT Arlington	2	3
12 A	LSU	4	0	45 H	Auburn	6	3	99 H	Houston Baptist	8	2
12 A	LSU	4	3	45 H	Auburn	1	2				
13 N	Baylor	3	6	45 H	Auburn	3	1				
22 A	Vanderbilt	6	4								
22 A	Vanderbilt	3	17								
22 A	Vanderbilt	3	4								
23 A	Texas	3	4								
24 H	Mississippi St.	9	2								
24 H	Mississippi St.	1	5								
24 H	Mississippi St.	3	4								
LAST 10 GAMES											
				32 A	Ole Miss	3	6	24 H	Mississippi St.	9	2
				32 A	Ole Miss	4	6	99 H	Houston Baptist	8	2
				32 A	Ole Miss	12	5	63 A	Missouri	7	2
				24 H	Mississippi St.	3	4	63 A	Missouri	11	1
				24 H	Mississippi St.	1	5	63 A	Missouri	7	1

Non-Div. I Games:

Texas A&M

Average RPI Win:	160	WON-LOST	WINNING	LAST 10	STRENGTH OF	OPP. STRENGTH	TEAM	ADJ	CONF.	ADJ CONF.		
Average RPI Loss:	70	RECORD	PCT. RANK	GAMES	SCHEDULE	OF SCHEDULE	RPI	RPI	RPI	RPI		
DIV. I ONLY		33-16-0	.67347	32	3-3-0	118	77	36	.5639	36	11	11
DIV. I NON-CONF.		13-9-0	.59091	95	3-1-0	80	29	46	.55456	46	12	12
<hr/>												
TOTALS	RPI 1-25	RPI 26-50		W-L RECORDS		RPI 51-100		RPI 101-150		RPI 150+		
33-16-0	2-4-0	2-6-0		OVERALL		2-3-0		12-0-0		15-3-0		
19-3-0	2-0-0	1-1-0		HOME		1-0-0		9-0-0		6-2-0		
14-13-0	0-4-0	1-5-0		AWAY		1-3-0		3-0-0		9-1-0		
0-0-0	0-0-0	0-0-0		NEUTRAL		0-0-0		0-0-0		0-0-0		
13-9-0	2-4-0	1-4-0		NON-CONFERENCE		1-1-0		0-0-0		9-0-0		
9-1-0	2-0-0	1-1-0		HOME		1-0-0		0-0-0		5-0-0		
4-8-0	0-4-0	0-0-		AWAY		0-1-0		0-0-0		4-0-0		
0-0-0	0-0-0	0-0-0		NEUTRAL		0-0-0		0-0-0		0-0-0		
20-7-0	0-0-0	1-2-0		CONFERENCE		1-2-0		12-0-0		6-3-0		
10-2-0	0-0-0	0-0-0		HOME		0-0-0		9-0-0		1-2-0		
10-5-0	0-0-0	1-2-0		AWAY		1-2-0		3-0-0		5-1-0		
0-0-0	0-0-0	0-0-0		NEUTRAL		0-0-0		0-0-0		0-0-0		
RPI S	Opponent	Score	RPI S	Opponent	Score	RPI S	Opponent	Score	RPI S	Opponent	Score	
12 H	LSU	5 4	26 A	Houston	5 6	53 H	Rhode Island	5 4	123 H	New Orleans	5 0	
14 H	Missouri St.	4 3	27 A	Southeastern La.	4 1	77 A	Sam Houston St.	9 10	123 H	New Orleans	9 7	
15 A	Arizona	5 12	27 A	Southeastern La.	4 5	77 A	Sam Houston St.	6 8	123 H	New Orleans	5 3	
15 A	Arizona	3 12	27 A	Southeastern La.	2 10	77 A	Sam Houston St.	10 2	133 A	Central Ark.	5 3	
15 A	Arizona	3 9	34 A	Louisiana Tech	7 8	79 A	Tulane	2 10	133 A	Central Ark.	6 3	
15 A	Arizona	3 8	34 H	Louisiana Tech	5 3				133 A	Central Ark.	5 3	
			47 A	Louisiana	1 4				140 H	Nicholls St.	12 3	
			47 H	Louisiana	1 3				140 H	Nicholls St.	11 8	
									140 H	Nicholls St.	9 2	
									145 H	SFA	4 1	
									145 H	SFA	8 4	
									145 H	SFA	11 1	
									165 A	Creighton	5 3	
									165 A	Creighton	9 4	
									165 A	Creighton	5 1	
									174 H	Stony Brook	18 2	
									194 H	A&M-Corpus Christi	4 10	
									194 H	A&M-Corpus Christi	6 4	
									194 H	A&M-Corpus Christi	4 5	
									225 A	Northwestern St.	4 7	
									225 A	Northwestern St.	5 4	
									225 A	Northwestern St.	13 4	
									240 A	La.-Monroe	32 4	
									240 H	La.-Monroe	14 5	
									267 A	Abilene Christian	8 5	
									267 A	Abilene Christian	7 4	
									267 A	Abilene Christian	18 5	
<hr/>												
LAST 10 GAMES												
47 A	Louisiana	1 4	194 H	A&M-Corpus Christi	4 10	240 A	La.-Monroe	32 4				
165 A	Creighton	9 4	194 H	A&M-Corpus Christi	6 4	240 H	La.-Monroe	14 5				
165 A	Creighton	5 3	77 A	Sam Houston St.	6 8	267 A	Abilene Christian	8 5				
165 A	Creighton	5 1	77 A	Sam Houston St.	10 2	267 A	Abilene Christian	7 4				
194 H	A&M-Corpus Christi	4 5	77 A	Sam Houston St.	9 10	267 A	Abilene Christian	18 5				

Non-Div. I Games: LSU-Alexandria 4 2

McNeese

RPI	S	Opponent	Score	
285	H	Prairie View	16	7
285	H	Prairie View	12	9
285	H	Prairie View	7	2

McNeese

McNeese

McNeese

Average RPI Win: 137		WON-LOST RECORD		WINNING PCT. RANK		LAST 10 GAMES		STRENGTH OF SCHEDULE		OPP. STRENGTH OF SCHEDULE		TEAM RPI		ADJ RPI		CONF. RPI		ADJ CONF. RPI	
DIV. I ONLY		33-17-0		.66 39		5-5-0		82		68		37		.56389 37		7		7	
DIV. I NON-CONF.		18-8-0		.69231 38		2-0-0		91		57		28		.57191 28		7		7	
TOTALS		RPI 1-25		RPI 26-50		W-L RECORDS		RPI 51-100		RPI 101-150		RPI 150+							
33-17-0		1-5-0		5-5-0		OVERALL		4-0-0		10-3-0		13-4-0							
20-3-0		1-0-0		2-1-0		HOME		3-0-0		4-0-0		10-2-0							
8-12-0		0-4-0		2-4-0		AWAY		0-0-0		6-3-0		0-1-0							
5-2-0		0-1-0		1-0-0		NEUTRAL		1-0-0		0-0-0		3-1-0							
18-8-0		1-5-0		1-0-0		NON-CONFERENCE		1-0-0		6-1-0		9-2-0							
11-0-0		1-0-0		0-0-0		HOME		0-0-0		4-0-0		6-0-0							
2-6-0		0-4-0		0-0-		AWAY		0-0-0		2-1-0		0-1-0							
5-2-0		0-1-0		1-0-0		NEUTRAL		1-0-0		0-0-0		3-1-0							
15-9-0		0-0-0		4-5-0		CONFERENCE		3-0-0		4-2-0		4-2-0							
9-3-0		0-0-0		2-1-0		HOME		3-0-0		0-0-0		4-2-0							
6-6-0		0-0-0		2-4-0		AWAY		0-0-0		4-2-0		0-0-0							
0-0-0		0-0-0		0-0-0		NEUTRAL		0-0-0		0-0-0		0-0-0							
RPI S	Opponent		Score		RPI S	Opponent		Score		RPI S	Opponent		Score		RPI S	Opponent		Score	
2 A	North Carolina		2	9	31 H	Michigan		5	4	81 H	Michigan St.		12	2	101 A	Rutgers		6	1
3 N	Louisville		7	10	31 H	Michigan		2	6	81 H	Michigan St.		6	2	101 A	Rutgers		5	1
12 A	LSU		5	9	31 H	Michigan		7	2	81 H	Michigan St.		2	1	101 A	Rutgers		9	1
12 A	LSU		1	6	33 A	Indiana		9	2	97 N	Notre Dame		4	3	112 A	William & Mary		6	0
12 A	LSU		0	14	33 A	Indiana		2	9						112 H	William & Mary		9	8
20 H	West Virginia		7	6	33 A	Indiana		3	6						135 A	Illinois		9	4
					40 N	North Carolina St.		9	2						135 A	Illinois		2	6
					43 A	Nebraska		4	8						135 A	Illinois		6	8
					43 A	Nebraska		8	5						144 H	Bryant		9	2
					43 A	Nebraska		1	3						144 H	Bryant		7	1
															144 H	Bryant		4	0
															149 A	UNCW		7	10
															149 A	UNCW		10	6
															154 N	Ball St.		3	8
															166 H	UMBC		6	2
															181 H	Princeton		2	0
															181 H	Princeton		4	0
															181 H	Princeton		6	2
															184 A	George Mason		5	8
															196 N	Alabama St.		9	7
															204 H	Northwestern		3	11
															204 H	Northwestern		7	1
															204 H	Northwestern		5	6
															209 H	Penn St.		15	2
															209 H	Penn St.		2	1
															209 H	Penn St.		8	3
															237 H	Saint Joseph's		11	5

Non-Div. I Games:

Maryland

RPI	S	Opponent	Score	
244	N	Towson	6	5
251	H	Richmond	12	11
268	N	Dayton	11	2

Maryland

M
a
r
y
l
a
n
d

M
a
r
y
l
a
n
d

Average RPI Win: 161		WON-LOST	WINNING	LAST 10	STRENGTH OF		OPP. STRENGTH	TEAM	ADJ		CONF.	ADJ CONF.								
Average RPI Loss: 52		RECORD	PCT. RANK	GAMES	SCHEDULE		OF SCHEDULE	RPI	RPI		RPI	RPI								
DIV. I ONLY		34-18-0	.65385	41	9-1-0		90	71	38	.56274	38	9								
DIV. I NON-CONF.		13-11-0	.54167	122	1-0-0		29	14	43	.55576	43	10								
<hr/>																				
TOTALS		RPI 1-25		RPI 26-50		W-L RECORDS		RPI 51-100		RPI 101-150		RPI 150+								
34-18-0		2-7-0		3-7-0		OVERALL		2-2-0		5-0-0		22-2-0								
16-5-0		1-1-0		1-3-0		HOME		0-0-0		1-0-0		13-1-0								
15-11-0		1-6-0		2-3-0		AWAY		2-1-0		1-0-0		9-1-0								
3-2-0		0-0-0		0-1-0		NEUTRAL		0-1-0		3-0-0		0-0-0								
<hr/>																				
13-11-0		2-7-0		1-3-0		NON-CONFERENCE		0-1-0		4-0-0		6-0-0								
7-2-0		1-1-0		0-1-0		HOME		0-0-0		1-0-0		5-0-0								
4-7-0		1-6-0		1-0-		AWAY		0-0-0		1-0-0		1-0-0								
2-2-0		0-0-0		0-1-0		NEUTRAL		0-1-0		2-0-0		0-0-0								
<hr/>																				
21-7-0		0-0-0		2-4-0		CONFERENCE		2-1-0		1-0-0		16-2-0								
9-3-0		0-0-0		1-2-0		HOME		0-0-0		0-0-0		8-1-0								
11-4-0		0-0-0		1-2-0		AWAY		2-1-0		0-0-0		8-1-0								
1-0-0		0-0-0		0-0-0		NEUTRAL		0-0-0		1-0-0		0-0-0								
<hr/>																				
RPI	S	Opponent		Score		RPI	S	Opponent		Score		RPI	S	Opponent		Score				
12	A	LSU		7	6	27	A	Southeastern La.		9	12	72	A	Ga. Southern		5	8			
13	A	Baylor		9	10	27	H	Southeastern La.		4	12	72	A	Ga. Southern		5	0			
13	A	Baylor		7	9	27	N	Southeastern La.		3	4	72	A	Ga. Southern		19	6			
13	A	Baylor		2	3	45	A	Auburn		14	3	76	N	Seton Hall		2	3			
16	A	Southern Miss.		2	4	46	H	Coastal Caro.		9	11									
16	H	Southern Miss.		7	13	46	H	Coastal Caro.		3	4									
24	A	Mississippi St.		0	2	46	H	Coastal Caro.		4	3									
24	A	Mississippi St.		6	8	47	A	Louisiana		2	10									
24	H	Mississippi St.		5	2	47	A	Louisiana		1	11									
						47	A	Louisiana		6	0									
<hr/>																				
LAST 10 GAMES																				
180 A Appalachian St.						11	6	207 H Little Rock						5	11	215 H Georgia St.				
180 A Appalachian St.						8	6	207 H Little Rock						8	3	215 H Georgia St.				
180 A Appalachian St.						24	5	183 H Texas St.						7	5	215 H Georgia St.				
12 A LSU						7	6	183 H Texas St.						9	4	240 A La.-Monroe				
207 H Little Rock						5	3	183 H Texas St.						8	3	240 A La.-Monroe				

Non-Div. I Games:

South Ala.

RPI	S	Opponent	Score	
240	A	La.-Monroe	4	1
295	H	Alabama A&M	11	1

South Ala.

S
o
u
t
h
A
l
a
.

S
o
u
t
h
A
l
a
.

UConn

Average RPI Win: 121		WON-LOST RECORD		WINNING PCT. RANK		LAST 10 GAMES		STRENGTH OF SCHEDULE		OPP. STRENGTH OF SCHEDULE		TEAM RPI		ADJ RPI		CONF. RPI		ADJ CONF. RPI	
DIV. I ONLY		28-21-0		.57143 94		6-4-0		55		59		39		.56268 39		5		5	
DIV. I NON-CONF.		16-12-0		.57143 103		1-0-0		132		131		63		.54251 63		5		5	
TOTALS		RPI 1-25		RPI 26-50		W-L RECORDS		RPI 51-100		RPI 101-150		RPI 150+							
28-21-0		4-5-0		1-2-0		OVERALL		11-8-0		1-1-0		11-5-0							
10-3-0		2-1-0		0-0-0		HOME		5-1-0		0-0-0		3-1-0							
14-16-0		2-4-0		1-2-0		AWAY		6-7-0		1-1-0		4-2-0							
4-2-0		0-0-0		0-0-0		NEUTRAL		0-0-0		0-0-0		4-2-0							
16-12-0		1-2-0		0-0-0		NON-CONFERENCE		3-4-0		1-1-0		11-5-0							
3-1-0		0-0-0		0-0-0		HOME		0-0-0		0-0-0		3-1-0							
9-9-0		1-2-0		0-0-		AWAY		3-4-0		1-1-0		4-2-0							
4-2-0		0-0-0		0-0-0		NEUTRAL		0-0-0		0-0-0		4-2-0							
12-9-0		3-3-0		1-2-0		CONFERENCE		8-4-0		0-0-0		0-0-0							
7-2-0		2-1-0		0-0-0		HOME		5-1-0		0-0-0		0-0-0							
5-7-0		1-2-0		1-2-0		AWAY		3-3-0		0-0-0		0-0-0							
0-0-0		0-0-0		0-0-0		NEUTRAL		0-0-0		0-0-0		0-0-0							
RPI	S	Opponent		Score		RPI	S	Opponent		Score		RPI	S	Opponent		Score			
19	H	South Fla.		2 1		26	A	Houston		5 6		53	A	Rhode Island		2 7			
19	H	South Fla.		6 2		26	A	Houston		7 4		69	A	BYU		8 7			
19	H	South Fla.		0 2		26	A	Houston		1 9		69	A	BYU		9 10			
23	A	Texas		3 9								69	A	BYU		6 7			
23	A	Texas		1 4								76	A	Seton Hall		4 0			
23	A	Texas		2 1								76	A	Seton Hall		2 1			
25	A	UCF		2 8								76	A	Seton Hall		2 3			
25	A	UCF		1 8								79	A	Tulane		5 6			
25	A	UCF		6 5								79	A	Tulane		1 3			
												79	A	Tulane		3 8			
												82	H	Cincinnati		6 4			
												82	H	Cincinnati		3 2			
												82	H	Cincinnati		4 5			
												85	A	East Carolina		5 1			
												85	A	East Carolina		3 2			
												85	A	East Carolina		3 2			
												94	H	Memphis		6 2			
												94	H	Memphis		4 0			
												94	H	Memphis		10 7			
LAST 10 GAMES																			
						19	H	South Fla.		0 2		26	A	Houston		1 9			
						19	H	South Fla.		2 1		26	A	Houston		5 6			
						19	H	South Fla.		6 2		82	H	Cincinnati		3 2			
						257	H	Sacred Heart		5 1		82	H	Cincinnati		6 4			
						26	A	Houston		7 4		82	H	Cincinnati		4 5			

Non-Div. I Games:

UConn

Average RPI Win: 122		WON-LOST	WINNING	LAST 10	STRENGTH OF		OPP. STRENGTH	TEAM	ADJ		CONF.	ADJ CONF.			
Average RPI Loss: 73		RECORD	PCT. RANK	GAMES	SCHEDULE		OF SCHEDULE	RPI	RPI		RPI	RPI			
DIV. I ONLY		31-21-0	.59615	76	9-1-0		34	46	40	.56225	40	3	3		
DIV. I NON-CONF.		17-8-0	.68	42	3-1-0		70	179	53	.55054	53	4	4		
TOTALS		RPI 1-25	RPI 26-50		W-L RECORDS		RPI 51-100		RPI 101-150		RPI 150+				
31-21-0		3-6-0	2-2-0		OVERALL		5-8-0		12-2-0		9-3-0				
18-10-0		1-2-0	2-1-0		HOME		2-3-0		5-1-0		8-3-0				
13-10-0		2-4-0	0-0-0		AWAY		3-5-0		7-1-0		1-0-0				
0-1-0		0-0-0	0-1-0		NEUTRAL		0-0-0		0-0-0		0-0-0				
17-8-0		0-0-0	0-1-0		NON-CONFERENCE		2-2-0		6-2-0		9-3-0				
10-6-0		0-0-0	0-0-0		HOME		0-2-0		2-1-0		8-3-0				
7-1-0		0-0-0	0-0-		AWAY		2-0-0		4-1-0		1-0-0				
0-1-0		0-0-0	0-1-0		NEUTRAL		0-0-0		0-0-0		0-0-0				
14-13-0		3-6-0	2-1-0		CONFERENCE		3-6-0		6-0-0		0-0-0				
8-4-0		1-2-0	2-1-0		HOME		2-1-0		3-0-0		0-0-0				
6-9-0		2-4-0	0-0-0		AWAY		1-5-0		3-0-0		0-0-0				
0-0-0		0-0-0	0-0-0		NEUTRAL		0-0-0		0-0-0		0-0-0				
RPI	S	Opponent	Score	RPI	S	Opponent	Score	RPI	S	Opponent	Score	RPI	S	Opponent	Score
2	A	North Carolina	1 7	28	H	Florida St.	7 16	53	H	Rhode Island	2 5	102	H	Western Caro.	8 9
2	A	North Carolina	2 7	28	H	Florida St.	8 4	61	H	Miami (FL)	5 7	114	H	Virginia Tech	8 6
2	A	North Carolina	4 2	28	H	Florida St.	4 3	61	H	Miami (FL)	5 2	114	H	Virginia Tech	14 2
3	H	Louisville	3 1	37	N	Maryland	2 9	61	H	Miami (FL)	5 3	114	H	Virginia Tech	5 2
3	H	Louisville	6 7					84	A	Charlotte	15 10	134	A	Pittsburgh	8 6
3	H	Louisville	1 8					84	H	Charlotte	5 6	134	A	Pittsburgh	14 6
9	A	Wake Forest	8 5					85	A	East Carolina	6 0	134	A	Pittsburgh	7 4
9	A	Wake Forest	4 6					87	A	Boston College	3 8	148	A	UNCG	8 2
9	A	Wake Forest	5 6					87	A	Boston College	0 1	148	H	UNCG	10 1
								87	A	Boston College	1 2	149	A	UNCW	8 5
								97	A	Notre Dame	9 2	149	H	UNCW	6 3
								97	A	Notre Dame	1 2	150	A	Hawaii	8 1
								97	A	Notre Dame	1 4	150	A	Hawaii	4 0
												150	A	Hawaii	3 8
												153	H	Delaware	7 1
												153	H	Delaware	4 5
												153	H	Delaware	7 0
												171	H	Austin Peay	9 3
												171	H	Austin Peay	3 7
												171	H	Austin Peay	6 3
												184	H	George Mason	7 3
												185	H	UMass Lowell	8 0
												201	A	Elon	6 2
												208	H	UNC Asheville	13 1
												210	H	Campbell	8 9
												255	H	N.C. Central	13 0
				LAST 10 GAMES											
				134	A	Pittsburgh	14 6	153	H	Delaware	7 0				
				134	A	Pittsburgh	8 6	153	H	Delaware	7 1				
				134	A	Pittsburgh	7 4	114	H	Virginia Tech	14 2				
				149	H	UNCW	6 3	114	H	Virginia Tech	8 6				
				153	H	Delaware	4 5	114	H	Virginia Tech	5 2				

Non-Div. I Games:

North Carolina St.

Average RPI Win:		117	WON-LOST RECORD		WINNING PCT. RANK	LAST 10 GAMES		STRENGTH OF SCHEDULE		OPP. STRENGTH OF SCHEDULE		TEAM RPI	ADJ RPI		CONF. RPI	ADJ CONF. RPI			
Average RPI Loss:		96																	
DIV. I ONLY			35-16-0		.68627	24	6-4-0		71		62		41	.56182	41	6	6		
DIV. I NON-CONF.			17-7-0		.70833	34	1-1-0		127		102		62	.54313	62	6	6		
TOTALS		RPI 1-25		RPI 26-50		W-L RECORDS		RPI 51-100		RPI 101-150		RPI 150+							
35-16-0		4-4-0		1-2-0		OVERALL		9-3-0		10-3-0		11-4-0							
25-9-0		2-2-0		1-2-0		HOME		7-2-0		6-2-0		9-1-0							
10-7-0		2-2-0		0-0-0		AWAY		2-1-0		4-1-0		2-3-0							
0-0-0		0-0-0		0-0-0		NEUTRAL		0-0-0		0-0-0		0-0-0							
17-7-0		2-3-0		0-0-0		NON-CONFERENCE		0-0-0		6-1-0		9-3-0							
15-4-0		2-2-0		0-0-0		HOME		0-0-0		4-1-0		9-1-0							
2-3-0		0-1-0		0-0-		AWAY		0-0-0		2-0-0		0-2-0							
0-0-0		0-0-0		0-0-0		NEUTRAL		0-0-0		0-0-0		0-0-0							
18-9-0		2-1-0		1-2-0		CONFERENCE		9-3-0		4-2-0		2-1-0							
10-5-0		0-0-0		1-2-0		HOME		7-2-0		2-1-0		0-0-0							
8-4-0		2-1-0		0-0-0		AWAY		2-1-0		2-1-0		2-1-0							
0-0-0		0-0-0		0-0-0		NEUTRAL		0-0-0		0-0-0		0-0-0							
RPI	S	Opponent		Score		RPI	S	Opponent		Score		RPI	S	Opponent		Score			
7	H	Kentucky		2	19	34	H	Louisiana Tech		3	7	60	H	Rutgers		5	8		
11	A	Virginia		5	18	34	H	Louisiana Tech		3	7	60	H	Rutgers		15	4		
16	A	Southern Miss.		13	11	34	H	Louisiana Tech		3	2	60	H	Rutgers		6	2		
16	A	Southern Miss.		2	10					74	H	FIU	11	10	104	H	Marshall	14	5
16	A	Southern Miss.		9	2					74	H	FIU	21	1	104	H	Marshall	1	2
20	H	West Virginia		1	3					74	H	FIU	9	10	104	H	Marshall	16	1
20	H	West Virginia		8	4					84	H	Charlotte	2	0	108	A	VCU	5	4
20	H	West Virginia		7	4					84	H	Charlotte	3	0	108	H	VCU	4	1
										84	H	Charlotte	1	3	112	A	William & Mary	11	6
										91	A	UTSA	11	5	112	H	William & Mary	6	3
										91	A	UTSA	9	1	117	A	Middle Tenn.	9	8
										91	A	UTSA	5	7	117	A	Middle Tenn.	5	3
															117	A	Middle Tenn.	6	17
															153	H	Delaware	2	1
															172	A	UAB	8	3
															172	A	UAB	4	8
															172	A	UAB	11	3
															181	H	Princeton	7	1
															181	H	Princeton	14	4
															195	A	VMI	14	17
															195	H	VMI	14	2
															226	H	James Madison	3	4
															226	H	James Madison	9	8
															235	H	LIU Brooklyn	11	7
															235	H	LIU Brooklyn	13	0
															235	H	LIU Brooklyn	16	8
															237	H	Saint Joseph's	7	6
				LAST 10 GAMES															
				74	H	FIU	11	10	172	A	UAB	8	3	226	H	James Madison	3	4	
				74	H	FIU	9	10	172	A	UAB	4	8	235	H	LIU Brooklyn	11	7	
				74	H	FIU	21	1	172	A	UAB	11	3	235	H	LIU Brooklyn	13	0	
				108	H	VCU	4	1	104	H	Marshall	1	2	235	H	LIU Brooklyn	16	8	
				251	A	Richmond	1	5	104	H	Marshall	16	1	237	H	Saint Joseph's	7	6	

Non-Div. I Games:

Old Dominion

RPI	S	Opponent	Score	
251	A	Richmond	1	5

Old Dominion

O
l
d
D
o
m
i
n
i
o
n

O
l
d
D
o
m
i
n
i
o
n

[illegible]

Non-Div. I Games:

Cal St. Fullerton

Non-Div. I Games:

Nebraska

Average RPI Win: 119		WON-LOST	WINNING	LAST 10	STRENGTH OF		OPP. STRENGTH	TEAM	ADJ	CONF.	ADJ CONF.
Average RPI Loss: 48		RECORD	PCT. RANK	GAMES	SCHEDULE		OF SCHEDULE	RPI	RPI	RPI	RPI
DIV. I ONLY		26-22-0	.54167	112	5-5-0		21	27	44	.55746	44
DIV. I NON-CONF.		19-4-0	.82609	12	3-0-0		77	167	10	.59429	10
TOTALS		RPI 1-25	RPI 26-50		W-L RECORDS		RPI 51-100		RPI 101-150		RPI 150+
26-22-0		4-9-0	2-7-0		OVERALL		9-4-0		1-1-0		10-1-0
14-10-0		1-1-0	1-5-0		HOME		4-3-0		1-1-0		7-0-0
9-12-0		3-8-0	1-2-0		AWAY		4-1-0		0-0-0		1-1-0
3-0-0		0-0-0	0-0-0		NEUTRAL		1-0-0		0-0-0		2-0-0
19-4-0		0-0-0	0-0-0		NON-CONFERENCE		8-2-0		1-1-0		10-1-0
11-2-0		0-0-0	0-0-0		HOME		3-1-0		1-1-0		7-0-0
5-2-0		0-0-0	0-0-0		AWAY		4-1-0		0-0-0		1-1-0
3-0-0		0-0-0	0-0-0		NEUTRAL		1-0-0		0-0-0		2-0-0
7-18-0		4-9-0	2-7-0		CONFERENCE		1-2-0		0-0-0		0-0-0
3-8-0		1-1-0	1-5-0		HOME		1-2-0		0-0-0		0-0-0
4-10-0		3-8-0	1-2-0		AWAY		0-0-0		0-0-0		0-0-0
0-0-0		0-0-0	0-0-0		NEUTRAL		0-0-0		0-0-0		0-0-0
RPI S	Opponent	Score	RPI S	Opponent	Score	RPI S	Opponent	Score	RPI S	Opponent	Score
5 A	Florida	7 6	30 H	South Carolina	2 10	56 A	Loyola Marymount	8 4	104 H	Marshall	7 1
5 A	Florida	3 2	30 H	South Carolina	1 7	76 N	Seton Hall	12 5	117 H	Middle Tenn.	4 7
5 A	Florida	4 5	30 H	South Carolina	4 6	82 H	Cincinnati	1 2	158 H	Belmont	14 8
7 A	Kentucky	5 15	35 A	Texas A&M	1 3	82 H	Cincinnati	2 1	164 N	UC Irvine	10 9
7 A	Kentucky	2 7	35 A	Texas A&M	1 2	82 H	Cincinnati	6 2	171 H	Austin Peay	18 4
7 A	Kentucky	3 8	35 A	Texas A&M	5 3	89 A	San Diego St.	8 4	189 A	ETSU	2 10
18 H	Arkansas	5 4	45 H	Auburn	1 8	92 H	Georgia	1 3	189 H	ETSU	9 2
18 H	Arkansas	0 2	45 H	Auburn	2 3	92 H	Georgia	6 5	189 N	ETSU	8 1
22 A	Vanderbilt	9 3	45 H	Auburn	5 4	92 H	Georgia	5 7	208 H	UNC Asheville	5 2
22 A	Vanderbilt	0 1				94 A	Memphis	8 5	232 A	Eastern Ky.	7 6
24 A	Mississippi St.	4 14				94 A	Memphis	1 4	260 H	Norfolk St.	10 2
24 A	Mississippi St.	4 5				94 A	Memphis	10 0	260 H	Norfolk St.	5 2
24 A	Mississippi St.	4 7				95 H	Tennessee Tech	6 0	260 H	Norfolk St.	5 4
LAST 10 GAMES											
7 A	Kentucky	2 7	18 H	Arkansas	0 2						
7 A	Kentucky	3 8	18 H	Arkansas	5 4						
7 A	Kentucky	5 15	189 H	ETSU	9 2						
232 A	Eastern Ky.	7 6	22 A	Vanderbilt	9 3						
158 H	Belmont	14 8	22 A	Vanderbilt	0 1						

Non-Div. I Games:

Tennessee

Average RPI Win: 108		WON-LOST RECORD		WINNING PCT. RANK		LAST 10 GAMES		STRENGTH OF SCHEDULE		OPP. STRENGTH OF SCHEDULE		TEAM RPI		ADJ RPI		CONF. RPI		ADJ CONF. RPI					
DIV. I ONLY		32-21-0		.60377 71		2-8-0		35		39		45		.55672 45		2		2					
DIV. I NON-CONF.		17-8-0		.68 42		0-1-0		87		226		82		.53294 82		2		2					
TOTALS		RPI 1-25		RPI 26-50		W-L RECORDS		RPI 51-100		RPI 101-150		RPI 150+											
32-21-0		7-5-0		5-5-0		OVERALL		4-2-0		2-2-0		14-7-0											
21-12-0		5-1-0		2-2-0		HOME		1-1-0		1-2-0		12-6-0											
10-9-0		2-4-0		3-3-0		AWAY		3-1-0		1-0-0		1-1-0											
1-0-0		0-0-0		0-0-0		NEUTRAL		0-0-0		0-0-0		1-0-0											
17-8-0		0-0-0		0-1-0		NON-CONFERENCE		2-1-0		2-2-0		13-4-0											
14-7-0		0-0-0		0-1-0		HOME		1-1-0		1-2-0		12-3-0											
3-1-0		0-0-0		0-0-		AWAY		1-0-0		1-0-0		1-1-0											
0-0-0		0-0-0		0-0-0		NEUTRAL		0-0-0		0-0-0		0-0-0											
15-13-0		7-5-0		5-4-0		CONFERENCE		2-1-0		0-0-0		1-3-0											
7-5-0		5-1-0		2-1-0		HOME		0-0-0		0-0-0		0-3-0											
7-8-0		2-4-0		3-3-0		AWAY		2-1-0		0-0-0		0-0-0											
1-0-0		0-0-0		0-0-0		NEUTRAL		0-0-0		0-0-0		1-0-0											
RPI	S	Opponent		Score		RPI	S	Opponent		Score		RPI	S	Opponent		Score							
5	H	Florida		6	5	30	H	South Carolina		6	5	64	A	Georgia Tech		7	4	111	H	Troy		2	5
5	H	Florida		14	3	30	H	South Carolina		5	4	64	H	Georgia Tech		8	11	113	H	Florida A&M		12	8
5	H	Florida		2	1	30	H	South Carolina		0	7	92	A	Georgia		2	1	120	A	Samford		16	15
12	A	LSU		0	4	35	A	Texas A&M		2	1	92	A	Georgia		1	4	120	H	Samford		6	7
12	A	LSU		3	5	35	A	Texas A&M		1	3	92	A	Georgia		4	1	157	H	Presbyterian		8	11
12	A	LSU		1	9	35	A	Texas A&M		3	6	100	H	Jacksonville St.		10	1	157	H	Presbyterian		8	0
18	H	Arkansas		3	7	38	H	South Ala.		3	14							157	H	Presbyterian		7	5
18	H	Arkansas		15	2	44	A	Tennessee		4	5							162	A	Kennesaw St.		15	7
18	H	Arkansas		11	6	44	A	Tennessee		3	2							162	H	Kennesaw St.		6	4
24	A	Mississippi St.		17	8	44	A	Tennessee		8	1							172	A	UAB		2	8
24	A	Mississippi St.		2	5													172	H	UAB		4	0
24	A	Mississippi St.		5	3													176	H	Alabama		9	11
																		176	H	Alabama		6	7
																		176	H	Alabama		3	4
																		176	N	Alabama		4	3
																		177	H	George Washington		5	9
																		177	H	George Washington		9	0
																		177	H	George Washington		2	0
																		177	H	George Washington		4	3
																		205	H	Lipscomb		7	8
																		205	H	Lipscomb		8	0
																		205	H	Lipscomb		5	4
																		219	H	Holy Cross		13	4
																		219	H	Holy Cross		7	0
																		219	H	Holy Cross		4	0
				LAST 10 GAMES																			
				12	A	LSU	1	9	176	H	Alabama	6	7	219	H	Holy Cross	13	4					
				12	A	LSU	3	5	176	H	Alabama	3	4	219	H	Holy Cross	7	0					
				12	A	LSU	0	4	24	A	Mississippi St.	5	3	219	H	Holy Cross	4	0					
				172	A	UAB	2	8	24	A	Mississippi St.	17	8										
				176	H	Alabama	9	11	24	A	Mississippi St.	2	5										

Non-Div. I Games:

Auburn

Average RPI Win:		151	WON-LOST RECORD		WINNING PCT. RANK	LAST 10 GAMES		STRENGTH OF SCHEDULE		OPP. STRENGTH OF SCHEDULE	TEAM RPI	ADJ RPI	CONF. RPI	ADJ CONF. RPI			
Average RPI Loss:		82															
DIV. I ONLY			34-17-1		.66346	37		73		92	46	.55406	46	9			
DIV. I NON-CONF.			15-10-0		.6	89		74		45	95	.5267	95	10			
TOTALS		RPI 1-25		RPI 26-50		W-L RECORDS		RPI 51-100		RPI 101-150		RPI 150+					
34-17-1		0-5-0		3-3-1		OVERALL		5-2-0		11-4-0		15-3-0					
19-12-1		0-3-0		1-2-1		HOME		2-2-0		9-4-0		7-1-0					
15-5-0		0-2-0		2-1-0		AWAY		3-0-0		2-0-0		8-2-0					
0-0-0		0-0-0		0-0-0		NEUTRAL		0-0-0		0-0-0		0-0-0					
15-10-0		0-5-0		0-1-0		NON-CONFERENCE		1-0-0		9-3-0		5-1-0					
12-8-0		0-3-0		0-1-0		HOME		1-0-0		7-3-0		4-1-0					
3-2-0		0-2-0		0-0-		AWAY		0-0-0		2-0-0		1-0-0					
0-0-0		0-0-0		0-0-0		NEUTRAL		0-0-0		0-0-0		0-0-0					
19-7-1		0-0-0		3-2-1		CONFERENCE		4-2-0		2-1-0		10-2-0					
7-4-1		0-0-0		1-1-1		HOME		1-2-0		2-1-0		3-0-0					
12-3-0		0-0-0		2-1-0		AWAY		3-0-0		0-0-0		7-2-0					
0-0-0		0-0-0		0-0-0		NEUTRAL		0-0-0		0-0-0		0-0-0					
RPI	S	Opponent		Score		RPI	S	Opponent		Score		RPI	S	Opponent		Score	
2	A	North Carolina		6	7	29	H	St. John's (NY)		4	7	72	H	Ga. Southern		2	3
9	A	Wake Forest		9	19	38	A	South Ala.		11	9	72	H	Ga. Southern		6	7
9	H	Wake Forest		8	13	38	A	South Ala.		4	3	72	H	Ga. Southern		6	5
20	H	West Virginia		9	22	38	A	South Ala.		3	4	83	H	Winthrop		8	3
20	H	West Virginia		1	4	47	H	Louisiana		9	8	90	A	UT Arlington		5	0
						47	H	Louisiana		0	1	90	A	UT Arlington		4	1
						47	H	Louisiana		7	7	90	A	UT Arlington		5	4
								LAST 10 GAMES									
						90	A	UT Arlington		5	0	240	A	La.-Monroe		8	1
						90	A	UT Arlington		4	1	240	A	La.-Monroe		10	5
						90	A	UT Arlington		5	4	240	A	La.-Monroe		7	5
						142	H	Col. of Charleston		5	6	111	H	Troy		11	8
						149	H	UNCW		13	6	111	H	Troy		5	4
												186	H	Arkansas St.		6	1
												186	H	Arkansas St.		11	6
												186	H	Arkansas St.		5	0
												215	A	Georgia St.		8	5
												215	A	Georgia St.		17	0
												215	A	Georgia St.		4	0

Non-Div. I Games:

Coastal Caro.

RPI	S	Opponent	Score	
226	H	James Madison	3	11
228	A	The Citadel	9	6
240	A	La.-Monroe	8	1
240	A	La.-Monroe	10	5
240	A	La.-Monroe	7	5
251	H	Richmond	8	5

Coastal Caro.

C
o
a
s
t
a
l
C
a
r
o
.

C
o
a
s
t
a
l
C
a
r
o
.

Non-Div. I Games:

Tie, Loss, Non-Conf,S Site, H Home, A Away, N Neutral Page 58

Average RPI Win: 172		WON-LOST RECORD		WINNING PCT. RANK		LAST 10 GAMES		STRENGTH OF SCHEDULE		OPP. STRENGTH OF SCHEDULE		TEAM RPI		ADJ RPI		CONF. RPI		ADJ CONF. RPI	
DIV. I ONLY		38-12-0		.76 8		5-5-0		207		104		48		.55336 48		12		12	
DIV. I NON-CONF.		21-8-0		.72414 29		0-2-0		257		68		80		.53484 80		17		17	
TOTALS		RPI 1-25		RPI 26-50		W-L RECORDS		RPI 51-100		RPI 101-150		RPI 150+							
38-12-0		0-0-0		0-0-0		OVERALL		5-4-0		9-4-0		24-4-0							
18-6-0		0-0-0		0-0-0		HOME		1-2-0		6-2-0		11-2-0							
20-6-0		0-0-0		0-0-0		AWAY		4-2-0		3-1-0		13-2-0							
0-0-0		0-0-0		0-0-0		NEUTRAL		0-0-0		0-0-0		0-0-0							
21-8-0		0-0-0		0-0-0		NON-CONFERENCE		5-4-0		2-2-0		14-2-0							
12-3-0		0-0-0		0-0-0		HOME		1-2-0		2-0-0		9-1-0							
9-5-0		0-0-0		0-0-		AWAY		4-2-0		0-2-0		5-1-0							
0-0-0		0-0-0		0-0-0		NEUTRAL		0-0-0		0-0-0		0-0-0							
17-4-0		0-0-0		0-0-0		CONFERENCE		0-0-0		7-2-0		10-2-0							
6-3-0		0-0-0		0-0-0		HOME		0-0-0		4-2-0		2-1-0							
11-1-0		0-0-0		0-0-0		AWAY		0-0-0		3-0-0		8-1-0							
0-0-0		0-0-0		0-0-0		NEUTRAL		0-0-0		0-0-0		0-0-0							
RPI	S	Opponent		Score	RPI	S	Opponent		Score	RPI	S	Opponent		Score					
							64	A	Georgia Tech	5	8		113	A	Florida A&M	6	9		
							64	H	Georgia Tech	3	11		113	A	Florida A&M	7	10		
							72	A	Ga. Southern	3	4		113	H	Florida A&M	11	5		
							72	H	Ga. Southern	7	15		113	H	Florida A&M	9	2		
							85	A	East Carolina	10	7		120	H	Samford	4	2		
							85	A	East Carolina	7	5		120	H	Samford	9	6		
							85	A	East Carolina	8	2		120	H	Samford	7	1		
							92	A	Georgia	4	3		136	A	Furman	5	3		
							92	H	Georgia	6	5		136	A	Furman	7	6		
													136	A	Furman	5	4		
													148	H	UNCG	3	12		
													148	H	UNCG	4	8		
													148	H	UNCG	6	5		
													152	A	Wofford	7	6		
													152	A	Wofford	4	5		
													152	A	Wofford	11	7		
													160	H	Hartford	15	6		
													160	H	Hartford	20	14		
													160	H	Hartford	4	3		
													162	A	Kennesaw St.	10	4		
													171	A	Austin Peay	4	14		
													171	A	Austin Peay	9	1		
													171	A	Austin Peay	10	6		
													189	H	ETSU	10	6		
													189	H	ETSU	5	2		
													189	H	ETSU	2	9		
													191	H	Bradley	11	10		
				LAST 10 GAMES															
							152	A	Wofford	7	6		148	H	UNCG	4	8		
							152	A	Wofford	11	7		72	A	Ga. Southern	3	4		
							152	A	Wofford	4	5		72	H	Ga. Southern	7	15		
							148	H	UNCG	3	12		228	A	The Citadel	2	1		
							148	H	UNCG	6	5		228	A	The Citadel	5	3		

Non-Div. I Games:

Mercer

RPI	S	Opponent	Score	
191	H	Bradley	6	8
191	H	Bradley	6	5
195	A	VMI	10	6
195	A	VMI	9	6
195	A	VMI	17	5
215	A	Georgia St.	11	4
228	A	The Citadel	2	1
228	A	The Citadel	6	5
228	A	The Citadel	5	3
287	A	Savannah St.	6	0
287	H	Savannah St.	12	2
288	H	UMES	8	4
288	H	UMES	15	0
288	H	UMES	13	2

M
e
r
c
e
r

M
e
r
c
e
r

Mercer

Average RPI Win:	154	WON-LOST	WINNING	LAST 10		STRENGTH OF	OPP. STRENGTH	TEAM	ADJ	CONF.	ADJ CONF.	
Average RPI Loss:	90	RECORD	PCT. RANK	GAMES		SCHEDULE	OF SCHEDULE	RPI	RPI	RPI	RPI	
DIV. I ONLY		28-23-1	.54808	110	4-6-0	28	137	49	.55213	49	19	19
DIV. I NON-CONF.		10-16-0	.38462	225	0-1-0	1	26	49	.55365	49	16	16
<hr/>												
TOTALS	RPI 1-25	RPI 26-50		W-L RECORDS		RPI 51-100		RPI 101-150		RPI 150+		
28-23-1	3-4-0	3-3-0		OVERALL		3-8-0		3-2-0		16-6-1		
17-6-0	3-2-0	3-0-0		HOME		0-0-0		1-2-0		10-2-0		
10-17-1	0-2-0	0-3-0		AWAY		3-8-0		1-0-0		6-4-1		
1-0-0	0-0-0	0-0-0		NEUTRAL		0-0-0		1-0-0		0-0-0		
10-16-0	3-4-0	3-3-0		NON-CONFERENCE		1-7-0		3-2-0		0-0-0		
7-4-0	3-2-0	3-0-0		HOME		0-0-0		1-2-0		0-0-0		
2-12-0	0-2-0	0-0-		AWAY		1-7-0		1-0-0		0-0-0		
1-0-0	0-0-0	0-0-0		NEUTRAL		0-0-0		1-0-0		0-0-0		
18-7-1	0-0-0	0-0-0		CONFERENCE		2-1-0		0-0-0		16-6-1		
10-2-0	0-0-0	0-0-0		HOME		0-0-0		0-0-0		10-2-0		
8-5-1	0-0-0	0-0-0		AWAY		2-1-0		0-0-0		6-4-1		
0-0-0	0-0-0	0-0-0		NEUTRAL		0-0-0		0-0-0		0-0-0		
RPI	S	Opponent	Score	RPI	S	Opponent	Score	RPI	S	Opponent	Score	
4	A	Texas Tech	4 12	42	A	Cal St. Fullerton	4 5	51	A	San Diego	2 7	
4	A	Texas Tech	2 7	42	A	Cal St. Fullerton	1 2	57	A	DBU	6 5	
4	H	Texas Tech	16 5	42	A	Cal St. Fullerton	0 1	57	A	DBU	6 7	
4	H	Texas Tech	15 27	50	H	Binghamton	10 4	57	A	DBU	2 5	
14	H	Missouri St.	0 8	50	H	Binghamton	8 4	67	A	Oklahoma St.	0 3	
14	H	Missouri St.	17 8	50	H	Binghamton	11 4	67	A	Oklahoma St.	0 13	
14	H	Missouri St.	9 5					89	A	San Diego St.	12 10	
								89	A	San Diego St.	11 6	
								89	A	San Diego St.	0 4	
								98	A	Kansas St.	2 3	
								98	A	Kansas St.	10 12	

Non-Div. I Games:

New Mexico

RPI	S	Opponent	Score
245	H	UNLV	11 9

Average RPI Win:	176	WON-LOST RECORD	WINNING PCT. RANK	LAST 10 GAMES	STRENGTH OF SCHEDULE	OPP. STRENGTH OF SCHEDULE	TEAM RPI	ADJ RPI	CONF. RPI	ADJ CONF. RPI		
DIV. I ONLY		27-11-0	.71053	19	7-3-0	170	154	50	.55102	50	15	15
DIV. I NON-CONF.		15-7-0	.68182	40	4-1-0	155	116	44	.55496	44	15	15
<hr/>												
TOTALS	RPI 1-25	RPI 26-50		W-L RECORDS		RPI 51-100		RPI 101-150		RPI 150+		
27-11-0	0-0-0	0-3-0		OVERALL		0-0-0		6-2-0		21-6-0		
13-3-0	0-0-0	0-0-0		HOME		0-0-0		2-1-0		11-2-0		
11-7-0	0-0-0	0-3-0		AWAY		0-0-0		4-1-0		7-3-0		
3-1-0	0-0-0	0-0-0		NEUTRAL		0-0-0		0-0-0		3-1-0		
15-7-0	0-0-0	0-3-0		NON-CONFERENCE		0-0-0		6-2-0		9-2-0		
5-2-0	0-0-0	0-0-0		HOME		0-0-0		2-1-0		3-1-0		
8-5-0	0-0-0	0-0-		AWAY		0-0-0		4-1-0		4-1-0		
2-0-0	0-0-0	0-0-0		NEUTRAL		0-0-0		0-0-0		2-0-0		
12-4-0	0-0-0	0-0-0		CONFERENCE		0-0-0		0-0-0		12-4-0		
8-1-0	0-0-0	0-0-0		HOME		0-0-0		0-0-0		8-1-0		
3-2-0	0-0-0	0-0-0		AWAY		0-0-0		0-0-0		3-2-0		
1-1-0	0-0-0	0-0-0		NEUTRAL		0-0-0		0-0-0		1-1-0		
RPI	S	Opponent	Score	RPI	S	Opponent	Score	RPI	S	Opponent	Score	
				49	A	New Mexico	4 8	114	A	Virginia Tech	9 8	
				49	A	New Mexico	4 11	114	A	Virginia Tech	2 1	
				49	A	New Mexico	4 10	114	A	Virginia Tech	6 5	
								114	A	Virginia Tech	12 5	
								115	A	Cornell	4 6	
								115	H	Cornell	2 10	
								128	H	St. Bonaventure	10 6	
								130	H	Marist	3 1	
								156	A	Central Conn. St.	3 0	
								156	A	Central Conn. St.	1 2	
								156	H	Central Conn. St.	2 3	
								156	H	Central Conn. St.	3 2	
								156	H	Central Conn. St.	6 1	
								166	H	UMBC	3 12	
								166	H	UMBC	11 2	
								166	H	UMBC	9 1	
								174	A	Stony Brook	1 4	
								174	A	Stony Brook	9 17	
								182	A	Albany (NY)	3 0	
								182	A	Albany (NY)	4 3	
								182	A	Albany (NY)	7 2	
								185	H	UMass Lowell	5 2	
								185	H	UMass Lowell	6 5	
								185	H	UMass Lowell	6 2	
								185	N	UMass Lowell	2 5	
								185	N	UMass Lowell	1 0	
								193	H	Maine	9 3	
				LAST 10 GAMES								
				174	A	Stony Brook	1 4	185	H	UMass Lowell	6 2	
				174	A	Stony Brook	9 17	128	H	St. Bonaventure	10 6	
				243	H	Siena	22 1	156	H	Central Conn. St.	3 2	
				185	H	UMass Lowell	5 2	156	H	Central Conn. St.	2 3	
				185	H	UMass Lowell	6 5	156	H	Central Conn. St.	6 1	

Non-Div. I Games:

Binghamton

Binghamton

Average RPI Win:		142	WON-LOST RECORD		WINNING PCT. RANK		LAST 10 GAMES		STRENGTH OF SCHEDULE		OPP. STRENGTH OF SCHEDULE		TEAM RPI		ADJ RPI		CONF. RPI		ADJ CONF. RPI					
DIV. I ONLY			32-17-1		.65		45		4-5-1		109		69		51		.54914		51		13		13	
DIV. I NON-CONF.			17-8-1		.67308		48		3-1-1		86		4		38		.5612		38		11		11	
TOTALS			RPI 1-25		RPI 26-50		W-L RECORDS		RPI 51-100		RPI 101-150		RPI 150+											
32-17-1			1-2-1		2-3-0		OVERALL		11-9-0		6-0-0		12-3-0											
18-8-1			1-2-1		1-1-0		HOME		3-3-0		4-0-0		9-2-0											
13-8-0			0-0-0		0-1-0		AWAY		8-6-0		2-0-0		3-1-0											
1-1-0			0-0-0		1-1-0		NEUTRAL		0-0-0		0-0-0		0-0-0											
17-8-1			1-2-1		2-3-0		NON-CONFERENCE		7-1-0		3-0-0		4-2-0											
8-6-1			1-2-1		1-1-0		HOME		2-1-0		1-0-0		3-2-0											
8-1-0			0-0-0		0-0-		AWAY		5-0-0		2-0-0		1-0-0											
1-1-0			0-0-0		1-1-0		NEUTRAL		0-0-0		0-0-0		0-0-0											
15-9-0			0-0-0		0-0-0		CONFERENCE		4-8-0		3-0-0		8-1-0											
10-2-0			0-0-0		0-0-0		HOME		1-2-0		3-0-0		6-0-0											
5-7-0			0-0-0		0-0-0		AWAY		3-6-0		0-0-0		2-1-0											
0-0-0			0-0-0		0-0-0		NEUTRAL		0-0-0		0-0-0		0-0-0											
RPI	S	Opponent		Score		RPI	S	Opponent		Score		RPI	S	Opponent		Score		RPI	S	Opponent		Score		
21	H	Long Beach St.		9	9	31	N	Michigan		1	3	56	A	Loyola Marymount		3	6	105	A	Southern California		8	3	
22	H	Vanderbilt		1	11	42	A	Cal St. Fullerton		2	13	56	A	Loyola Marymount		3	10	129	H	San Francisco		8	4	
22	H	Vanderbilt		3	2	42	H	Cal St. Fullerton		2	9	56	A	Loyola Marymount		11	10	129	H	San Francisco		8	2	
22	H	Vanderbilt		2	8	42	N	Cal St. Fullerton		11	6	59	A	UCLA		3	1	129	H	San Francisco		6	4	
						49	H	New Mexico		7	2	65	A	Saint Mary's (CA)		1	8	138	A	UC Riverside		14	1	
												65	A	Saint Mary's (CA)		8	2	138	H	UC Riverside		10	2	
												65	A	Saint Mary's (CA)		4	6	164	A	UC Irvine		5	1	
												68	A	Gonzaga		0	3	164	H	UC Irvine		7	8	
												68	A	Gonzaga		4	1	164	H	UC Irvine		14	6	
												68	A	Gonzaga		2	9	211	H	Sacramento St.		6	3	
												69	H	BYU		6	3	211	H	Sacramento St.		5	3	
												69	H	BYU		8	9	211	H	Sacramento St.		8	9	
												69	H	BYU		8	12	250	H	Pacific		9	5	
												71	H	Oregon		7	2	250	H	Pacific		10	4	
												79	A	Tulane		5	4	250	H	Pacific		1	0	
												79	A	Tulane		6	2	265	A	Santa Clara		12	15	
												79	A	Tulane		7	4	265	A	Santa Clara		11	1	
												79	A	Tulane		11	4	265	A	Santa Clara		9	2	
												89	H	San Diego St.		1	10	277	H	Portland		2	1	
												97	H	Notre Dame		6	2	277	H	Portland		3	2	
																		277	H	Portland		8	2	
LAST 10 GAMES																								
211	H	Sacramento St.		8	9	65	A	Saint Mary's (CA)		1	8	21	H	Long Beach St.		9	9							
211	H	Sacramento St.		5	3	65	A	Saint Mary's (CA)		8	2	56	A	Loyola Marymount		3	6							
211	H	Sacramento St.		6	3	56	A	Loyola Marymount		3	10													
164	A	UC Irvine		5	1																			
65	A	Saint Mary's (CA)		4	6																			

Non-Div. I Games:

San Diego

Average RPI Win:	98	WON-LOST RECORD	WINNING PCT. RANK	LAST 10 GAMES	STRENGTH OF SCHEDULE	OPP. STRENGTH OF SCHEDULE	TEAM RPI	ADJ RPI	CONF. RPI	ADJ CONF. RPI		
DIV. I ONLY		23-21-0	.52273	128	6-4-0	33	49	52	.54883	52	4	4
DIV. I NON-CONF.		12-9-0	.57143	103	3-2-0	97	137	83	.53198	83	3	3
<hr/>												
TOTALS	RPI 1-25	RPI 26-50		W-L RECORDS		RPI 51-100		RPI 101-150		RPI 150+		
23-21-0	4-5-0	1-1-0		OVERALL		7-7-0		6-5-0		5-3-0		
10-9-0	0-0-0	0-0-0		HOME		4-3-0		6-5-0		0-1-0		
10-11-0	4-5-0	0-0-0		AWAY		3-4-0		0-0-0		3-2-0		
3-1-0	0-0-0	1-1-0		NEUTRAL		0-0-0		0-0-0		2-0-0		
12-9-0	0-0-0	1-1-0		NON-CONFERENCE		3-2-0		3-3-0		5-3-0		
3-5-0	0-0-0	0-0-0		HOME		0-1-0		3-3-0		0-1-0		
6-3-0	0-0-0	0-0-		AWAY		3-1-0		0-0-0		3-2-0		
3-1-0	0-0-0	1-1-0		NEUTRAL		0-0-0		0-0-0		2-0-0		
11-12-0	4-5-0	0-0-0		CONFERENCE		4-5-0		3-2-0		0-0-0		
7-4-0	0-0-0	0-0-0		HOME		4-2-0		3-2-0		0-0-0		
4-8-0	4-5-0	0-0-0		AWAY		0-3-0		0-0-0		0-0-0		
0-0-0	0-0-0	0-0-0		NEUTRAL		0-0-0		0-0-0		0-0-0		
RPI	S	Opponent	Score	RPI	S	Opponent	Score	RPI	S	Opponent	Score	
1	A	Oregon St.	4 5	43	N	Nebraska	3 4	66	A	Washington	1 4	
1	A	Oregon St.	1 5	43	N	Nebraska	7 5	66	A	Washington	3 4	
1	A	Oregon St.	4 5					66	A	Washington	1 3	
10	A	Stanford	1 5					69	A	BYU	7 6	
10	A	Stanford	4 6					69	H	BYU	6 11	
10	A	Stanford	4 0					71	H	Oregon	11 5	
15	A	Arizona	12 5					71	H	Oregon	1 11	
15	A	Arizona	4 2					71	H	Oregon	13 1	
15	A	Arizona	7 3					78	H	California	7 8	
								78	H	California	9 3	
								78	H	California	16 8	
								91	A	UTSA	7 1	
								91	A	UTSA	17 3	
								91	A	UTSA	3 8	
			</									

Non-Div. I Games:

Utah

[illegible]

Non-Div. I Games:

Rhode Island

RPI	S	Opponent	Score
239	H	Quinnipiac	15 5
251	A	Richmond	6 7
251	A	Richmond	16 5
251	A	Richmond	5 1
257	H	Sacred Heart	6 4
262	H	Massachusetts	3 1
262	H	Massachusetts	5 0
262	H	Massachusetts	6 0

Rhode Island

Average RPI Win:	160	WON-LOST RECORD	WINNING PCT. RANK	LAST 10 GAMES	STRENGTH OF SCHEDULE	OPP. STRENGTH OF SCHEDULE	TEAM RPI	ADJ RPI	CONF. RPI	ADJ CONF. RPI				
DIV. I ONLY		30-19-0	.61224	67	6-4-0	61	127	54	.54833	54	18	18		
DIV. I NON-CONF.		16-11-0	.59259	94	2-3-0	6	65	29	.57063	29	18	18		
<hr/>														
TOTALS	RPI 1-25	RPI 26-50		W-L RECORDS		RPI 51-100		RPI 101-150		RPI 150+				
30-19-0	2-2-0	1-3-0		OVERALL		3-7-0		6-3-0		18-4-0				
13-10-0	1-0-0	1-2-0		HOME		2-4-0		5-2-0		4-2-0				
15-6-0	1-1-0	0-1-0		AWAY		0-1-0		1-1-0		13-2-0				
2-3-0	0-1-0	0-0-0		NEUTRAL		1-2-0		0-0-0		1-0-0				
16-11-0	2-2-0	1-3-0		NON-CONFERENCE		3-4-0		4-2-0		6-0-0				
9-4-0	1-0-0	1-2-0		HOME		2-1-0		3-1-0		2-0-0				
5-4-0	1-1-0	0-0-		AWAY		0-1-0		1-1-0		3-0-0				
2-3-0	0-1-0	0-0-0		NEUTRAL		1-2-0		0-0-0		1-0-0				
14-8-0	0-0-0	0-0-0		CONFERENCE		0-3-0		2-1-0		12-4-0				
4-6-0	0-0-0	0-0-0		HOME		0-3-0		2-1-0		2-2-0				
10-2-0	0-0-0	0-0-0		AWAY		0-0-0		0-0-0		10-2-0				
0-0-0	0-0-0	0-0-0		NEUTRAL		0-0-0		0-0-0		0-0-0				
RPI	S	Opponent	Score		RPI	S	Opponent	Score		RPI	S	Opponent	Score	
2	A	North Carolina	5	2	29	H	St. John's (NY)	4	5	58	N	Kansas	6	1
7	H	Kentucky	5	4	29	H	St. John's (NY)	2	4	83	H	Winthrop	4	11
11	A	Virginia	7	8	29	H	St. John's (NY)	7	6	83	H	Winthrop	3	5
11	N	Virginia	2	10	30	A	South Carolina	7	10	83	H	Winthrop	2	13
										85	A	East Carolina	6	8
										86	H	Bethune-Cookman	6	1
										86	H	Bethune-Cookman	4	3
										86	H	Bethune-Cookman	4	5
										98	N	Kansas St.	2	8
										98	N	Kansas St.	3	4

Non-Div. I Games:

Liberty

RPI	S	Opponent	Score	
231	A	Charleston So.	12	2
259	A	Longwood	13	4
259	A	Longwood	20	7
259	A	Longwood	6	3

Liberty

L
i
b
e
r
t
y

L
i
b
e
r
t
y

FGCU

Average RPI Win:157

Average RPI Loss:113

WON-LOST
RECORD

WINNING
PCT. RANK

LAST 10
GAMES

STRENGTH OF
SCHEDULE

OPP. STRENGTH
OF SCHEDULE

TEAM
RPI

ADJ
RPI

CONF.
RPI

ADJ CONF.
RPI

DIV. I ONLY

DIV. I NON-CONF.

34-16-0

24-8-0

.68

.75

28

21

6-4-0

0-1-0

117

73

106

44

55

25

.54815

.5774

55

25

20

21

20

21

TOTALS

RPI 1-25

RPI 26-50

W-L RECORDS

RPI 51-100

RPI 101-150

RPI 150+

34-16-0

3-0-0

1-2-0

OVERALL

6-6-0

7-5-0

17-3-0

25-7-0

2-0-0

1-0-0

HOME

5-4-0

3-0-0

14-3-0

9-9-0

1-0-0

0-2-0

AWAY

1-2-0

4-5-0

3-0-0

0-0-0

0-0-0

0-0-0

NEUTRAL

0-0-0

0-0-0

0-0-0

24-8-0

3-0-0

1-2-0

NON-CONFERENCE

5-4-0

6-0-0

9-2-0

19-4-0

2-0-0

1-0-0

HOME

4-2-0

3-0-0

9-2-0

5-4-0

1-0-0

0-0-

AWAY

1-2-0

3-0-0

0-0-0

0-0-0

0-0-0

0-0-0

NEUTRAL

0-0-0

0-0-0

0-0-0

10-8-0

0-0-0

0-0-0

CONFERENCE

1-2-0

1-5-0

8-1-0

6-3-0

0-0-0

0-0-0

HOME

1-2-0

0-0-0

5-1-0

4-5-0

0-0-0

0-0-0

AWAY

0-0-0

1-5-0

3-0-0

0-0-0

0-0-0

0-0-0

NEUTRAL

0-0-0

0-0-0

0-0-0

RPI S Opponent Score

5 A Florida 3 2

5 H Florida 7 3

19 H South Fla. 2 1

RPI S Opponent Score

28 A Florida St. 6 7

28 A Florida St. 2 3

28 H Florida St. 5 2

RPI S Opponent Score

61 A Miami (FL) 5 4

61 H Miami (FL) 3 0

73 A Fla. Atlantic 1 13

73 H Fla. Atlantic 7 5

74 A FIU 0 7

74 H FIU 5 12

80 H Jacksonville 2 5

80 H Jacksonville 5 10

80 H Jacksonville 4 0

86 H Bethune-Cookman 7 4

86 H Bethune-Cookman 7 13

86 H Bethune-Cookman 8 3

RPI S Opponent Score

101 H Rutgers 5 2

101 H Rutgers 8 3

101 H Rutgers 13 4

109 A North Florida 3 6

109 A North Florida 5 10

109 A North Florida 2 8

147 A Stetson 4 2

147 A Stetson 0 1

147 A Stetson 1 2

149 A UNCW 5 1

149 A UNCW 5 3

149 A UNCW 10 1

151 H Ohio St. 13 1

151 H Ohio St. 4 5

151 H Ohio St. 10 9

187 H Eastern Mich. 12 5

205 H Lipscomb 4 3

205 H Lipscomb 9 6

205 H Lipscomb 14 7

224 H Jackson St. 5 1

224 H Jackson St. 7 4

224 H Jackson St. 6 4

253 H USC Upstate 1 3

253 H USC Upstate 11 6

253 H USC Upstate 7 6

257 H Sacred Heart 5 10

257 H Sacred Heart 13 8

LAST 10 GAMES

205 H Lipscomb 14 7

205 H Lipscomb 9 6

205 H Lipscomb 4 3

289 A NJIT 10 6

289 A NJIT 20 1

289 A NJIT 7 5

73 A Fla. Atlantic 1 13

109 A North Florida 5 10

109 A North Florida 2 8

109 A North Florida 3 6

FGCU

Non-Div. I Games:

FGCU

RPI	S	Opponent	Score	
257	H	Sacred Heart	5	1
257	H	Sacred Heart	9	3
289	A	NJIT	10	6
289	A	NJIT	20	1
289	A	NJIT	7	5

FGCU

F
G
C
U

F
G
C
U

Average RPI Win:	143	WON-LOST	WINNING	LAST 10	STRENGTH OF	OPP. STRENGTH	TEAM	ADJ	CONF.	ADJ CONF.	
Average RPI Loss:	99	RECORD	PCT. RANK	GAMES	SCHEDULE	OF SCHEDULE	RPI	RPI	RPI	RPI	
DIV. I ONLY	33-16-0	.67347	32	7-3-0	128	85	56	.54758	56	13	13
DIV. I NON-CONF.	16-9-0	.64	63	3-0-0	170	19	89	.52855	89	11	11
<hr/>											
TOTALS	RPI 1-25	RPI 26-50		W-L RECORDS		RPI 51-100		RPI 101-150		RPI 150+	
33-16-0	0-0-0	0-2-0		OVERALL		9-7-0		11-5-0		13-2-0	
17-10-0	0-0-0	0-2-0		HOME		4-3-0		6-3-0		7-2-0	
16-6-0	0-0-0	0-0-0		AWAY		5-4-0		5-2-0		6-0-0	
0-0-0	0-0-0	0-0-0		NEUTRAL		0-0-0		0-0-0		0-0-0	
<hr/>											
16-9-0	0-0-0	0-2-0		NON-CONFERENCE		2-2-0		9-4-0		5-1-0	
8-7-0	0-0-0	0-2-0		HOME		0-1-0		6-3-0		2-1-0	
8-2-0	0-0-0	0-0-		AWAY		2-1-0		3-1-0		3-0-0	
0-0-0	0-0-0	0-0-0		NEUTRAL		0-0-0		0-0-0		0-0-0	
<hr/>											
17-7-0	0-0-0	0-0-0		CONFERENCE		7-5-0		2-1-0		8-1-0	
9-3-0	0-0-0	0-0-0		HOME		4-2-0		0-0-0		5-1-0	
8-4-0	0-0-0	0-0-0		AWAY		3-3-0		2-1-0		3-0-0	
0-0-0	0-0-0	0-0-0		NEUTRAL		0-0-0		0-0-0		0-0-0	
<hr/>											
RPI S	Opponent	Score	RPI S	Opponent	Score	RPI S	Opponent	Score	RPI S	Opponent	Score
			31 H	Michigan	2 14	51 H	San Diego	6 3	105 H	Southern California	4 3
			44 H	Tennessee	4 8	51 H	San Diego	10 3	116 H	Washington St.	7 3
						51 H	San Diego	10 11	116 H	Washington St.	4 7
						65 A	Saint Mary's (CA)	7 0	116 H	Washington St.	18 5
						65 A	Saint Mary's (CA)	0 1	116 H	Washington St.	3 6
						65 A	Saint Mary's (CA)	12 3	121 H	UC Santa Barbara	8 2
						66 H	Washington	7 8	121 H	UC Santa Barbara	3 6
						68 A	Gonzaga	4 0	121 H	UC Santa Barbara	1 0
						68 A	Gonzaga	5 6	126 A	Cal Poly	4 0
						68 A	Gonzaga	3 6	126 A	Cal Poly	6 5
						69 H	BYU	3 5	126 A	Cal Poly	1 16
						69 H	BYU	9 5	129 A	San Francisco	6 5
						69 H	BYU	2 0	129 A	San Francisco	0 4
						88 A	Arizona St.	8 5	129 A	San Francisco	3 2
						88 A	Arizona St.	3 2	138 A	UC Riverside	5 3
						88 A	Arizona St.	1 2	138 H	UC Riverside	9 8
									164 A	UC Irvine	4 2
									164 H	UC Irvine	6 7
									173 A	CSUN	18 10
									173 H	CSUN	6 1
									179 A	CSU Bakersfield	8 2
									179 H	CSU Bakersfield	10 7
									199 A	Pepperdine	7 3
									199 A	Pepperdine	4 2
									199 A	Pepperdine	5 1
									250 H	Pacific	15 6
									250 H	Pacific	8 7
<hr/>											
LAST 10 GAMES											
			68 A	Gonzaga	5 6	51 H	San Diego	6 3	199 A	Pepperdine	7 3
			68 A	Gonzaga	4 0	51 H	San Diego	10 3	199 A	Pepperdine	4 2
			68 A	Gonzaga	3 6	51 H	San Diego	10 11	199 A	Pepperdine	5 1
			179 A	CSU Bakersfield	8 2	173 A	CSUN	18 10	250 H	Pacific	15 6
			138 A	UC Riverside	5 3	199 A	Pepperdine	4 2	250 H	Pacific	8 7

Non-Div. I Games:

Loyola Marymount

Loyola Marymount

DBU

Average RPI Win: 169		WON-LOST	WINNING	LAST 10	STRENGTH OF		OPP. STRENGTH	TEAM	ADJ		CONF.	ADJ CONF.			
Average RPI Loss: 76		RECORD	PCT. RANK	GAMES	SCHEDULE		OF SCHEDULE	RPI	RPI		RPI	RPI			
DIV. I ONLY		33-18-0	.64706	48	8-2-0		106	126	57	.54635	57	16	16		
DIV. I NON-CONF.		20-13-0	.60606	86	1-1-0		61	89	51	.5507	51	13	13		
TOTALS		RPI 1-25	RPI 26-50		W-L RECORDS		RPI 51-100		RPI 101-150		RPI 150+				
33-18-0		1-7-0	2-2-0		OVERALL		7-3-0		5-4-0		18-2-0				
23-6-0		1-2-0	2-1-0		HOME		3-1-0		2-1-0		15-1-0				
10-12-0		0-5-0	0-1-0		AWAY		4-2-0		3-3-0		3-1-0				
0-0-0		0-0-0	0-0-0		NEUTRAL		0-0-0		0-0-0		0-0-0				
20-13-0		1-4-0	2-2-0		NON-CONFERENCE		7-3-0		3-3-0		7-1-0				
12-5-0		1-2-0	2-1-0		HOME		3-1-0		0-0-0		6-1-0				
8-8-0		0-2-0	0-0-		AWAY		4-2-0		3-3-0		1-0-0				
0-0-0		0-0-0	0-0-0		NEUTRAL		0-0-0		0-0-0		0-0-0				
13-5-0		0-3-0	0-0-0		CONFERENCE		0-0-0		2-1-0		11-1-0				
11-1-0		0-0-0	0-0-0		HOME		0-0-0		2-1-0		9-0-0				
2-4-0		0-3-0	0-0-0		AWAY		0-0-0		0-0-0		2-1-0				
0-0-0		0-0-0	0-0-0		NEUTRAL		0-0-0		0-0-0		0-0-0				
RPI S	Opponent	Score		RPI S	Opponent	Score		RPI S	Opponent	Score		RPI S	Opponent	Score	
6 A	TCU	2	3	35 A	Texas A&M	3	7	60 A	Rice	8	4	109 A	North Florida	2	6
6 H	TCU	3	9	49 H	New Mexico	7	6	77 A	Sam Houston St.	5	7	109 A	North Florida	9	5
13 A	Baylor	6	8	49 H	New Mexico	5	2	90 A	UT Arlington	9	7	109 A	North Florida	7	8
13 H	Baylor	1	4	49 H	New Mexico	5	6	90 H	UT Arlington	12	7	133 A	Central Ark.	4	0
14 A	Missouri St.	3	7					93 A	Oral Roberts	13	5	133 A	Central Ark.	7	1
14 A	Missouri St.	8	11					93 A	Oral Roberts	9	7	133 A	Central Ark.	4	10
14 A	Missouri St.	1	5					93 A	Oral Roberts	3	7	146 H	Wichita St.	6	8
17 H	Oklahoma	16	10					100 H	Jacksonville St.	10	6	146 H	Wichita St.	13	2
								100 H	Jacksonville St.	3	7	146 H	Wichita St.	10	9
								100 H	Jacksonville St.	14	11	168 H	Indiana St.	1	0
												168 H	Indiana St.	3	2
												168 H	Indiana St.	20	12
												190 A	Southern Ill.	1	4
												190 A	Southern Ill.	4	2
												190 A	Southern Ill.	7	1
												191 H	Bradley	6	1
												191 H	Bradley	7	3
												191 H	Bradley	9	8
												240 H	La.-Monroe	12	4
												240 H	La.-Monroe	3	8
												240 H	La.-Monroe	11	0
												267 A	Abilene Christian	11	7
												278 H	Grambling	3	0
												278 H	Grambling	7	6
												278 H	Grambling	15	0
												281 H	Illinois St.	10	2
												281 H	Illinois St.	7	6
				LAST 10 GAMES											
				191 H	Bradley	7	3	146 H	Wichita St.	13	2				
				191 H	Bradley	6	1	146 H	Wichita St.	6	8				
				191 H	Bradley	9	8	285 H	Prairie View	10	0				
				77 A	Sam Houston St.	5	7	190 A	Southern Ill.	7	1				
				146 H	Wichita St.	10	9	190 A	Southern Ill.	4	2				

Non-Div. I Games:

DBU

RPI	S	Opponent	Score
281	H	Illinois St.	11 4
285	H	Prairie View	10 0

Average RPI Win: 126		WON-LOST RECORD		WINNING PCT. RANK		LAST 10 GAMES		STRENGTH OF SCHEDULE		OPP. STRENGTH OF SCHEDULE		TEAM RPI		ADJ RPI		CONF. RPI		ADJ CONF. RPI					
DIV. I ONLY		29-23-0		.55769 101		8-2-0		32		50		58		.54591 58		1		1					
DIV. I NON-CONF.		18-13-0		.58065 99		5-0-0		84		162		105		.52265 105		1		1					
TOTALS		RPI 1-25		RPI 26-50		W-L RECORDS		RPI 51-100		RPI 101-150		RPI 150+											
29-23-0		9-12-0		0-0-0		OVERALL		7-6-0		4-3-0		9-2-0											
20-12-0		4-3-0		0-0-0		HOME		6-5-0		2-2-0		8-2-0											
9-9-0		5-8-0		0-0-0		AWAY		1-0-0		2-1-0		1-0-0											
0-2-0		0-1-0		0-0-0		NEUTRAL		0-1-0		0-0-0		0-0-0											
18-13-0		2-4-0		0-0-0		NON-CONFERENCE		3-4-0		4-3-0		9-2-0											
13-7-0		1-0-0		0-0-0		HOME		2-3-0		2-2-0		8-2-0											
5-4-0		1-3-0		0-0-		AWAY		1-0-0		2-1-0		1-0-0											
0-2-0		0-1-0		0-0-0		NEUTRAL		0-1-0		0-0-0		0-0-0											
11-10-0		7-8-0		0-0-0		CONFERENCE		4-2-0		0-0-0		0-0-0											
7-5-0		3-3-0		0-0-0		HOME		4-2-0		0-0-0		0-0-0											
4-5-0		4-5-0		0-0-0		AWAY		0-0-0		0-0-0		0-0-0											
0-0-0		0-0-0		0-0-0		NEUTRAL		0-0-0		0-0-0		0-0-0											
RPI	S	Opponent		Score		RPI	S	Opponent		Score		RPI	S	Opponent		Score							
6	A	TCU		1 3				54 N Liberty		1 6		120	H	Samford		6 4							
6	A	TCU		1 5				67 H Oklahoma St.		4 2		120	H	Samford		1 6							
6	A	TCU		4 3				67 H Oklahoma St.		6 5		120	H	Samford		6 8							
10	A	Stanford		0 6				67 H Oklahoma St.		6 11		139	A	Grand Canyon		7 3							
10	A	Stanford		0 5				75 H Minnesota		2 5		139	A	Grand Canyon		9 4							
10	A	Stanford		2 4				93 A Oral Roberts		7 2		146	A	Wichita St.		0 8							
11	N	Virginia		6 9				93 H Oral Roberts		1 12		146	H	Wichita St.		8 6							
13	H	Baylor		6 1				98 H Kansas St.		3 10		165	H	Creighton		3 7							
13	H	Baylor		1 3				98 H Kansas St.		5 4		225	H	Northwestern St.		11 7							
13	H	Baylor		4 5				98 H Kansas St.		6 4		225	H	Northwestern St.		8 2							
14	A	Missouri St.		4 2				99 H Houston Baptist		2 4		225	H	Northwestern St.		6 7							
14	H	Missouri St.		8 5				99 H Houston Baptist		2 1		228	A	The Citadel		7 5							
17	A	Oklahoma		5 2				99 H Houston Baptist		4 2		276	H	Texas Southern		8 4							
17	A	Oklahoma		6 7								276	H	Texas Southern		10 0							
17	A	Oklahoma		15 10								276	H	Texas Southern		20 4							
20	A	West Virginia		1 10								276	H	Texas Southern		11 2							
20	A	West Virginia		7 2								279	H	Omaha		11 1							
20	A	West Virginia		0 8								279	H	Omaha		6 5							
23	H	Texas		3 5																			
23	H	Texas		2 1																			
23	H	Texas		5 4																			
						LAST 10 GAMES																	
						98	H	Kansas St.		3 10		276	H	Texas Southern		11 2							
						98	H	Kansas St.		6 4		276	H	Texas Southern		20 4							
						98	H	Kansas St.		5 4		14	H	Missouri St.		8 5							
						276	H	Texas Southern		10 0		13	H	Baylor		6 1							
						276	H	Texas Southern		8 4		13	H	Baylor		1 3							

Non-Div. I Games:

Kansas

Average RPI Win: 84		WON-LOST	WINNING	LAST 10	STRENGTH OF		OPP. STRENGTH	TEAM	ADJ		CONF.	ADJ CONF.
Average RPI Loss: 70		RECORD	PCT. RANK	GAMES	SCHEDULE		OF SCHEDULE	RPI	RPI		RPI	RPI
DIV. I ONLY		25-23-0	.52083	131	5-5-0		25	20	59		4	4
DIV. I NON-CONF.		11-12-0	.47826	169	1-3-0		28	47	122		3	3
TOTALS		RPI 1-25	RPI 26-50		W-L RECORDS		RPI 51-100		RPI 101-150		RPI 150+	
25-23-0		6-8-0	2-1-0		OVERALL		8-7-0		6-5-0		3-2-0	
16-12-0		3-4-0	2-0-0		HOME		6-5-0		2-2-0		3-1-0	
9-9-0		3-4-0	0-1-0		AWAY		2-1-0		4-2-0		0-1-0	
0-2-0		0-0-0	0-0-0		NEUTRAL		0-1-0		0-1-0		0-0-0	
11-12-0		2-3-0	2-1-0		NON-CONFERENCE		2-4-0		2-2-0		3-2-0	
10-6-0		1-0-0	2-0-0		HOME		2-3-0		2-2-0		3-1-0	
1-5-0		1-3-0	0-0-0		AWAY		0-0-0		0-0-0		0-1-0	
0-1-0		0-0-0	0-0-0		NEUTRAL		0-1-0		0-0-0		0-0-0	
14-11-0		4-5-0	0-0-0		CONFERENCE		6-3-0		4-3-0		0-0-0	
6-6-0		2-4-0	0-0-0		HOME		4-2-0		0-0-0		0-0-0	
8-4-0		2-1-0	0-0-0		AWAY		2-1-0		4-2-0		0-0-0	
0-1-0		0-0-0	0-0-0		NEUTRAL		0-0-0		0-1-0		0-0-0	
RPI S	Opponent	Score	RPI S	Opponent	Score	RPI S	Opponent	Score	RPI S	Opponent	Score	
1 H	Oregon St.	1 2	31 H	Michigan	1 0	51 H	San Diego	1 3	105 A	Southern California	13 0	
1 H	Oregon St.	7 1	42 A	Cal St. Fullerton	3 4	66 H	Washington	3 7	105 A	Southern California	4 2	
1 H	Oregon St.	2 4	42 H	Cal St. Fullerton	9 7	66 H	Washington	3 6	105 A	Southern California	2 0	
10 A	Stanford	2 0				66 H	Washington	6 5	105 N	Southern California	3 4	
10 A	Stanford	7 6				68 H	Gonzaga	5 4	116 A	Washington St.	3 7	
10 A	Stanford	3 5				68 H	Gonzaga	1 2	116 A	Washington St.	1 7	
15 H	Arizona	8 7				68 H	Gonzaga	6 1	116 A	Washington St.	12 2	
15 H	Arizona	3 4				78 H	California	9 4	126 H	Cal Poly	2 1	
15 H	Arizona	4 19				78 H	California	9 5	126 H	Cal Poly	5 4	
21 A	Long Beach St.	5 1				78 H	California	20 0	126 H	Cal Poly	3 6	
21 H	Long Beach St.	2 1				88 A	Arizona St.	9 3	138 H	UC Riverside	2 3	
23 A	Texas	2 5				88 A	Arizona St.	4 5	164 H	UC Irvine	3 5	
23 A	Texas	4 5				88 A	Arizona St.	17 4	173 A	CSUN	5 6	
23 A	Texas	5 10				89 H	San Diego St.	6 8	173 H	CSUN	7 2	
						89 N	San Diego St.	4 5	236 H	San Jose St.	3 2	
									236 H	San Jose St.	10 1	
LAST 10 GAMES												
			116 A	Washington St.	12 2				105 A	Southern California	4 2	
			116 A	Washington St.	3 7				105 A	Southern California	2 0	
			116 A	Washington St.	1 7				89 H	San Diego St.	6 8	
			42 A	Cal St. Fullerton	3 4				126 H	Cal Poly	5 4	
			105 A	Southern California	13 0				126 H	Cal Poly	3 6	

Non-Div. I Games:

UCLA

Average RPI Win:	88	WON-LOST	WINNING	LAST 10	STRENGTH OF	OPP. STRENGTH	TEAM	ADJ	CONF.	ADJ CONF.				
Average RPI Loss:	62	RECORD	PCT. RANK	GAMES	SCHEDULE	OF SCHEDULE	RPI	RPI	RPI	RPI				
DIV. I ONLY		24-28-0	.46154	178	8-2-0	2	33	60	.54476	60	6	6		
DIV. I NON-CONF.		10-15-0	.4	211	1-1-0	3	10	65	.54165	65	6	6		
<hr/>														
TOTALS	RPI 1-25	RPI 26-50		W-L RECORDS		RPI 51-100		RPI 101-150		RPI 150+				
24-28-0	5-7-0	4-9-0		OVERALL		8-7-0		3-2-0		4-3-0				
13-16-0	3-4-0	3-4-0		HOME		3-5-0		3-1-0		1-2-0				
11-11-0	2-3-0	1-4-0		AWAY		5-2-0		0-1-0		3-1-0				
0-1-0	0-0-0	0-1-0		NEUTRAL		0-0-0		0-0-0		0-0-0				
10-15-0	4-5-0	3-4-0		NON-CONFERENCE		1-2-0		1-1-0		1-3-0				
6-8-0	2-2-0	2-2-0		HOME		0-2-0		1-0-0		1-2-0				
4-6-0	2-3-0	1-0-		AWAY		1-0-0		0-1-0		0-1-0				
0-1-0	0-0-0	0-1-0		NEUTRAL		0-0-0		0-0-0		0-0-0				
14-13-0	1-2-0	1-5-0		CONFERENCE		7-5-0		2-1-0		3-0-0				
7-8-0	1-2-0	1-2-0		HOME		3-3-0		2-1-0		0-0-0				
7-5-0	0-0-0	0-3-0		AWAY		4-2-0		0-0-0		3-0-0				
0-0-0	0-0-0	0-0-0		NEUTRAL		0-0-0		0-0-0		0-0-0				
<hr/>														
RPI	S	Opponent	Score		RPI	S	Opponent	Score		RPI	S	Opponent	Score	
6	A	TCU	5	13	26	A	Houston	9	0	57	H	DBU	4	8
10	H	Stanford	6	16	26	H	Houston	4	3	73	A	Fla. Atlantic	2	8
10	H	Stanford	0	2	26	N	Houston	5	6	73	A	Fla. Atlantic	2	3
10	H	Stanford	12	2	27	H	Southeastern La.	4	12	73	A	Fla. Atlantic	5	4
10	H	Stanford	4	0	27	H	Southeastern La.	4	8	74	H	FIU	8	4
16	H	Southern Miss.	6	17	27	H	Southeastern La.	15	5	74	H	FIU	3	4
16	H	Southern Miss.	11	4	34	H	Louisiana Tech	3	2	74	H	FIU	5	7
16	H	Southern Miss.	4	15	34	H	Louisiana Tech	4	6	77	A	Sam Houston St.	5	3
23	A	Texas	3	2	34	H	Louisiana Tech	0	6	77	H	Sam Houston St.	2	6
23	A	Texas	7	1	35	A	Texas A&M	5	8	84	A	Charlotte	6	4
23	A	Texas	1	6	41	A	Old Dominion	2	3	84	A	Charlotte	8	0
23	A	Texas	4	5	41	A	Old Dominion	5	6	84	A	Charlotte	11	8
					41	A	Old Dominion	0	2	91	H	UTSA	6	10
										91	H	UTSA	7	4
										91	H	UTSA	6	5
LAST 10 GAMES														
					117	H	Middle Tenn.	4	0	84	A	Charlotte	8	0
					117	H	Middle Tenn.	1	13	84	A	Charlotte	6	4
					117	H	Middle Tenn.	5	3	107	H	Lamar University	9	8
					26	N	Houston	5	6	91	H	UTSA	6	5
					84	A	Charlotte	11	8	91	H	UTSA	7	4

Non-Div. I Games:

Rice

Average RPI Win: 86		WON-LOST	WINNING	LAST 10	STRENGTH OF		OPP. STRENGTH	TEAM	ADJ		CONF.	ADJ CONF.
Average RPI Loss: 52		RECORD	PCT. RANK	GAMES	SCHEDULE		OF SCHEDULE	RPI	RPI		RPI	RPI
DIV. I ONLY		24-26-0	.48	169	5-5-0		12	9	61		.54463	61
DIV. I NON-CONF.		11-13-0	.45833	180	2-2-0		24	17	120		.51362	120
TOTALS		RPI 1-25	RPI 26-50		W-L RECORDS		RPI 51-100		RPI 101-150		RPI 150+	
24-26-0		3-10-0	2-3-0		OVERALL		10-8-0		7-5-0		2-0-0	
15-13-0		1-3-0	1-1-0		HOME		6-5-0		5-4-0		2-0-0	
9-13-0		2-7-0	1-2-0		AWAY		4-3-0		2-1-0		0-0-0	
0-0-0		0-0-0	0-0-0		NEUTRAL		0-0-0		0-0-0		0-0-0	
11-13-0		0-4-0	0-0-0		NON-CONFERENCE		6-6-0		3-3-0		2-0-0	
9-8-0		0-1-0	0-0-0		HOME		4-4-0		3-3-0		2-0-0	
2-5-0		0-3-0	0-0-		AWAY		2-2-0		0-0-0		0-0-0	
0-0-0		0-0-0	0-0-0		NEUTRAL		0-0-0		0-0-0		0-0-0	
13-13-0		3-6-0	2-3-0		CONFERENCE		4-2-0		4-2-0		0-0-0	
6-5-0		1-2-0	1-1-0		HOME		2-1-0		2-1-0		0-0-0	
7-8-0		2-4-0	1-2-0		AWAY		2-1-0		2-1-0		0-0-0	
0-0-0		0-0-0	0-0-0		NEUTRAL		0-0-0		0-0-0		0-0-0	
RPI S	Opponent	Score	RPI S	Opponent	Score	RPI S	Opponent	Score	RPI S	Opponent	Score	
2 A	North Carolina	2 7	28 H	Florida St.	3 6	55 A	FGCU	0 3	101 H	Rutgers	3 0	
2 A	North Carolina	3 6	28 H	Florida St.	5 4	55 H	FGCU	4 5	101 H	Rutgers	6 17	
2 A	North Carolina	6 2	40 A	North Carolina St.	2 5	64 H	Georgia Tech	5 7	101 H	Rutgers	8 4	
5 A	Florida	0 1	40 A	North Carolina St.	3 5	64 H	Georgia Tech	17 7	118 H	Duke	9 7	
5 A	Florida	0 2	40 A	North Carolina St.	7 5	64 H	Georgia Tech	10 8	118 H	Duke	2 5	
5 A	Florida	2 6				73 A	Fla. Atlantic	5 2	118 H	Duke	7 0	
9 H	Wake Forest	1 2				73 H	Fla. Atlantic	7 5	119 H	Dartmouth	3 2	
9 H	Wake Forest	0 9				73 H	Fla. Atlantic	8 2	119 H	Dartmouth	0 1	
9 H	Wake Forest	5 1				74 A	FIU	8 7	119 H	Dartmouth	0 5	
11 A	Virginia	6 13				74 A	FIU	2 3	134 A	Pittsburgh	3 10	
11 A	Virginia	5 1				74 H	FIU	1 12	134 A	Pittsburgh	1 0	
11 A	Virginia	4 7				74 H	FIU	4 5	134 A	Pittsburgh	5 3	
25 H	UCF	2 5				86 H	Bethune-Cookman	6 5	193 H	Maine	7 2	
						86 H	Bethune-Cookman	3 7	193 H	Maine	4 3	
						86 H	Bethune-Cookman	7 1				
						87 A	Boston College	3 0				
						87 A	Boston College	14 5				
						87 A	Boston College	2 9				
LAST 10 GAMES						86 H	Bethune-Cookman	3 7				
						86 H	Bethune-Cookman	6 5				
						87 A	Boston College	2 9				
						87 A	Boston College	14 5				
						87 A	Boston College	3 0				

Non-Div. I Games: St. Thomas (FL) 14 2

Miami (FL)

Average RPI Win: 178		WON-LOST RECORD		WINNING PCT. RANK		LAST 10 GAMES		STRENGTH OF SCHEDULE		OPP. STRENGTH OF SCHEDULE		TEAM RPI		ADJ RPI		CONF. RPI		ADJ CONF. RPI		
DIV. I ONLY		28-16-0		.63636 53		8-2-0		146		189		62		.54431 62		14		14		
DIV. I NON-CONF.		12-12-0		.5 144		2-0-0		106		223		87		.53014 87		9		9		
TOTALS		RPI 1-25		RPI 26-50		W-L RECORDS		RPI 51-100		RPI 101-150		RPI 150+								
28-16-0		0-2-0		0-0-0		OVERALL		0-0-0		7-7-0		21-7-0								
10-3-0		0-0-0		0-0-0		HOME		0-0-0		5-1-0		5-2-0								
14-12-0		0-2-0		0-0-0		AWAY		0-0-0		2-6-0		12-4-0								
4-1-0		0-0-0		0-0-0		NEUTRAL		0-0-0		0-0-0		4-1-0								
12-12-0		0-2-0		0-0-0		NON-CONFERENCE		0-0-0		1-5-0		11-5-0								
2-1-0		0-0-0		0-0-0		HOME		0-0-0		0-0-0		2-1-0								
6-10-0		0-2-0		0-0-		AWAY		0-0-0		1-5-0		5-3-0								
4-1-0		0-0-0		0-0-0		NEUTRAL		0-0-0		0-0-0		4-1-0								
16-4-0		0-0-0		0-0-0		CONFERENCE		0-0-0		6-2-0		10-2-0								
8-2-0		0-0-0		0-0-0		HOME		0-0-0		5-1-0		3-1-0								
8-2-0		0-0-0		0-0-0		AWAY		0-0-0		1-1-0		7-1-0								
0-0-0		0-0-0		0-0-0		NEUTRAL		0-0-0		0-0-0		0-0-0								
RPI S	Opponent		Score		RPI S	Opponent		Score		RPI S	Opponent		Score		RPI S	Opponent		Score		
8	A	Clemson	8	10											110	A	New Mexico St.	5	16	
8	A	Clemson	6	10											110	A	New Mexico St.	3	1	
															110	A	New Mexico St.	5	18	
															110	A	New Mexico St.	3	7	
															112	A	William & Mary	3	10	
															112	A	William & Mary	6	7	
															115	A	Cornell	4	6	
															115	A	Cornell	7	2	
															119	H	Dartmouth	6	1	
															119	H	Dartmouth	2	7	
															119	H	Dartmouth	8	0	
															119	H	Dartmouth	11	3	
															127	H	Columbia	6	3	
															127	H	Columbia	5	4	
															152	A	Wofford	18	15	
															152	A	Wofford	17	8	
															152	A	Wofford	2	6	
															152	A	Wofford	2	3	
															160	A	Hartford	13	11	
															163	A	Fairfield	1	5	
															174	A	Stony Brook	13	3	
						LAST 10 GAMES									181	A	Princeton	8	0	
						185	H	UMass Lowell	4	3	218	A	Fordham	8	4	181	A	Princeton	3	1
						216	A	Brown	5	4	119	H	Dartmouth	6	1	185	H	UMass Lowell	4	3
						216	A	Brown	5	4	119	H	Dartmouth	2	7	187	A	Harvard	7	12
						216	H	Brown	10	2	119	H	Dartmouth	11	3	187	A	Harvard	4	2
						216	H	Brown	1	12	119	H	Dartmouth	8	0	187	A	Harvard	21	13

Non-Div. I Games:

Yale

RPI	S	Opponent	Score	
187	A	Harvard	13	9
192	H	Penn	5	4
192	H	Penn	6	2
216	A	Brown	5	4
216	A	Brown	5	4
216	H	Brown	10	2
216	H	Brown	1	12
218	A	Fordham	8	4
219	N	Holy Cross	4	0
219	N	Holy Cross	7	8
219	N	Holy Cross	7	1
219	N	Holy Cross	4	3
237	N	Saint Joseph's	13	9
257	H	Sacred Heart	6	9
261	H	Iona	9	5

Yale

Y
a
l
e

Y
a
l
e

Average RPI Win: 143		WON-LOST RECORD		WINNING PCT. RANK		LAST 10 GAMES		STRENGTH OF SCHEDULE		OPP. STRENGTH OF SCHEDULE		TEAM RPI		ADJ RPI		CONF. RPI		ADJ CONF. RPI	
DIV. I ONLY		31-21-0		.59615		76		4-6-0		62		30		63		.54422		63	
DIV. I NON-CONF.		20-5-0		.8		13		1-0-0		187		192		45		.55492		45	
TOTALS		RPI 1-25		RPI 26-50		W-L RECORDS		RPI 51-100		RPI 101-150		RPI 150+							
31-21-0		3-11-0		4-6-0		OVERALL		2-1-0		5-2-0		17-1-0							
17-13-0		2-8-0		2-4-0		HOME		0-0-0		4-1-0		9-0-0							
9-6-0		1-3-0		1-2-0		AWAY		2-1-0		0-0-0		5-0-0							
5-2-0		0-0-0		1-0-0		NEUTRAL		0-0-0		1-1-0		3-1-0							
20-5-0		0-2-0		1-0-0		NON-CONFERENCE		0-0-0		5-2-0		14-1-0							
13-2-0		0-1-0		0-0-0		HOME		0-0-0		4-1-0		9-0-0							
2-1-0		0-1-0		0-0-		AWAY		0-0-0		0-0-0		2-0-0							
5-2-0		0-0-0		1-0-0		NEUTRAL		0-0-0		1-1-0		3-1-0							
11-16-0		3-9-0		3-6-0		CONFERENCE		2-1-0		0-0-0		3-0-0							
4-11-0		2-7-0		2-4-0		HOME		0-0-0		0-0-0		0-0-0							
7-5-0		1-2-0		1-2-0		AWAY		2-1-0		0-0-0		3-0-0							
0-0-0		0-0-0		0-0-0		NEUTRAL		0-0-0		0-0-0		0-0-0							
RPI	S	Opponent		Score		RPI	S	Opponent		Score		RPI	S	Opponent		Score			
5	H	Florida		1 2		26	N	Houston		4 2		92	A	Georgia		0 3			
5	H	Florida		1 2		30	H	South Carolina		5 3		92	A	Georgia		6 1			
5	H	Florida		3 4		30	H	South Carolina		3 4		92	A	Georgia		8 5			
7	H	Kentucky		2 5		30	H	South Carolina		5 3									
7	H	Kentucky		1 6		32	A	Ole Miss		1 3									
7	H	Kentucky		9 8		32	A	Ole Miss		6 9									
14	A	Missouri St.		1 5		32	A	Ole Miss		9 3									
14	H	Missouri St.		3 5		35	H	Texas A&M		2 7									
18	H	Arkansas		2 9		35	H	Texas A&M		1 11									
18	H	Arkansas		7 2		35	H	Texas A&M		1 7									
18	H	Arkansas		8 9															
22	A	Vanderbilt		5 14															
22	A	Vanderbilt		2 5															
22	A	Vanderbilt		2 1															
						LAST 10 GAMES													
						30 H South Carolina						22 A Vanderbilt							
						30 H South Carolina						169 H Murray St.							
						30 H South Carolina						35 H Texas A&M							
						22 A Vanderbilt						35 H Texas A&M							
						22 A Vanderbilt						35 H Texas A&M							

Average RPI Win:		115	WON-LOST RECORD		WINNING PCT. RANK		LAST 10 GAMES		STRENGTH OF SCHEDULE		OPP. STRENGTH OF SCHEDULE		TEAM RPI		ADJ RPI		CONF. RPI		ADJ CONF. RPI	
DIV. I ONLY			25-24-0		.5102 143		5-5-0		30		36		64		.54283 64		3		3	
DIV. I NON-CONF.			15-7-0		.68182 40		1-3-0		88		139		54		.55052 54		4		4	
TOTALS		RPI 1-25		RPI 26-50		W-L RECORDS		RPI 51-100		RPI 101-150		RPI 150+								
25-24-0		4-9-0		3-1-0		OVERALL		3-8-0		8-4-0		7-2-0								
15-11-0		3-7-0		1-1-0		HOME		1-1-0		4-0-0		6-2-0								
10-12-0		1-2-0		2-0-0		AWAY		2-6-0		4-4-0		1-0-0								
0-1-0		0-0-0		0-0-0		NEUTRAL		0-1-0		0-0-0		0-0-0								
15-7-0		1-0-0		3-1-0		NON-CONFERENCE		2-3-0		2-1-0		7-2-0								
10-4-0		1-0-0		1-1-0		HOME		1-1-0		1-0-0		6-2-0								
5-2-0		0-0-0		2-0-		AWAY		1-1-0		1-1-0		1-0-0								
0-1-0		0-0-0		0-0-0		NEUTRAL		0-1-0		0-0-0		0-0-0								
10-17-0		3-9-0		0-0-0		CONFERENCE		1-5-0		6-3-0		0-0-0								
5-7-0		2-7-0		0-0-0		HOME		0-0-0		3-0-0		0-0-0								
5-10-0		1-2-0		0-0-0		AWAY		1-5-0		3-3-0		0-0-0								
0-0-0		0-0-0		0-0-0		NEUTRAL		0-0-0		0-0-0		0-0-0								
RPI	S	Opponent		Score		RPI	S	Opponent		Score		RPI	S	Opponent		Score				
2	H	North Carolina		4 7		45	A	Auburn		11 8		61	A	Miami (FL)		8 10				
2	H	North Carolina		5 6		45	H	Auburn		4 7		61	A	Miami (FL)		7 5				
2	H	North Carolina		4 2		48	A	Mercer		11 3		61	A	Miami (FL)		7 17				
3	H	Louisville		0 3		48	H	Mercer		8 5		69	H	BYU		5 3				
3	H	Louisville		1 10								72	A	Ga. Southern		10 3				
3	H	Louisville		4 5								92	A	Georgia		1 5				
8	H	Clemson		6 11								92	H	Georgia		5 7				
8	H	Clemson		6 13								92	N	Georgia		7 8				
8	H	Clemson		5 1								97	A	Notre Dame		6 9				
9	A	Wake Forest		8 17								97	A	Notre Dame		3 4				
9	A	Wake Forest		7 6								97	A	Notre Dame		3 4				
9	A	Wake Forest		4 8																
17	H	Oklahoma		2 0																
						LAST 10 GAMES														
						118 A Duke						5 3								
						118 A Duke						5 12								
						118 A Duke						5 7								
						92 N Georgia						7 8								
						134 H Pittsburgh						5 2								
						134 H Pittsburgh						4 3								
						134 H Pittsburgh						8 7								
						131 A Ill.-Chicago						0 1								
						131 A Ill.-Chicago						3 0								
						92 H Georgia						5 7								
						104 H Marshall						11 3								
						114 A Virginia Tech						6 4								
						114 A Virginia Tech						13 3								
						114 A Virginia Tech						4 8								
						118 A Duke						5 12								
						118 A Duke						5 3								
						118 A Duke						5 7								
						131 A Ill.-Chicago						3 0								
						131 A Ill.-Chicago						0 1								
						134 H Pittsburgh						5 2								
						134 H Pittsburgh						4 3								
						134 H Pittsburgh						8 7								
						158 H Belmont						5 11								
						158 H Belmont						12 3								
						158 H Belmont						10 2								
						215 A Georgia St.						7 0								
						215 H Georgia St.						12 5								
						234 H Western Mich.						8 3								
						272 H Youngstown St.						15 6								
						272 H Youngstown St.						14 6								
						272 H Youngstown St.						3 12								

Non-Div. I Games:

Georgia Tech

Average RPI Win: 161		WON-LOST	WINNING	LAST 10	STRENGTH OF		OPP. STRENGTH	TEAM	ADJ		CONF.	ADJ CONF.			
Average RPI Loss: 92		RECORD	PCT. RANK	GAMES	SCHEDULE		OF SCHEDULE	RPI	RPI		RPI	RPI			
DIV. I ONLY		33-18-0	.64706	48	6-4-0		143	87	65		.54224	65			
DIV. I NON-CONF.		18-9-0	.66667	49	1-1-0		195	24	69		.54007	69			
TOTALS		RPI 1-25	RPI 26-50		W-L RECORDS		RPI 51-100		RPI 101-150		RPI 150+				
33-18-0		1-3-0	0-0-0		OVERALL		8-9-0		6-2-0		18-4-0				
18-7-0		0-1-0	0-0-0		HOME		6-5-0		3-1-0		9-0-0				
13-11-0		1-2-0	0-0-0		AWAY		2-4-0		3-1-0		7-4-0				
2-0-0		0-0-0	0-0-0		NEUTRAL		0-0-0		0-0-0		2-0-0				
18-9-0		1-3-0	0-0-0		NON-CONFERENCE		3-2-0		4-1-0		10-3-0				
9-4-0		0-1-0	0-0-0		HOME		3-2-0		3-1-0		3-0-0				
7-5-0		1-2-0	0-0-		AWAY		0-0-0		1-0-0		5-3-0				
2-0-0		0-0-0	0-0-0		NEUTRAL		0-0-0		0-0-0		2-0-0				
15-9-0		0-0-0	0-0-0		CONFERENCE		5-7-0		2-1-0		8-1-0				
9-3-0		0-0-0	0-0-0		HOME		3-3-0		0-0-0		6-0-0				
6-6-0		0-0-0	0-0-0		AWAY		2-4-0		2-1-0		2-1-0				
0-0-0		0-0-0	0-0-0		NEUTRAL		0-0-0		0-0-0		0-0-0				
RPI S	Opponent	Score		RPI S	Opponent	Score		RPI S	Opponent	Score		RPI S	Opponent	Score	
1 H	Oregon St.	3	4					51 H	San Diego	8	1	121 A	UC Santa Barbara	4	1
22 A	Vanderbilt	1	9					51 H	San Diego	2	8	121 H	UC Santa Barbara	15	5
22 A	Vanderbilt	8	9					51 H	San Diego	6	4	129 A	San Francisco	2	1
22 A	Vanderbilt	5	1					56 H	Loyola Marymount	3	12	129 A	San Francisco	1	8
								56 H	Loyola Marymount	0	7	129 A	San Francisco	5	3
								56 H	Loyola Marymount	1	0	139 H	Grand Canyon	8	6
								66 H	Washington	6	5	139 H	Grand Canyon	12	11
								66 H	Washington	6	5	139 H	Grand Canyon	4	6
								66 H	Washington	5	11	167 A	UC Davis	5	2
								66 H	Washington	1	11	167 A	UC Davis	10	11
								68 A	Gonzaga	7	3	167 N	UC Davis	6	4
								68 A	Gonzaga	11	12	173 A	CSUN	4	3
								68 A	Gonzaga	9	8	173 A	CSUN	10	0
								69 A	BYU	6	7	173 A	CSUN	4	5
								69 A	BYU	2	6	173 A	CSUN	2	1
								69 A	BYU	1	14	199 A	Pepperdine	1	2
								78 H	California	24	7	199 A	Pepperdine	3	0
												199 A	Pepperdine	5	4
												212 A	Nevada	6	1
												212 H	Nevada	4	0
												236 A	San Jose St.	5	6
												236 H	San Jose St.	11	6
												245 H	UNLV	7	3
												250 H	Pacific	5	1
												250 H	Pacific	3	2
												250 H	Pacific	15	9
												277 H	Portland	11	5
LAST 10 GAMES								51 H	San Diego	8	1	245 H	UNLV	7	3
								51 H	San Diego	2	8	250 H	Pacific	5	1
								167 A	UC Davis	10	11	250 H	Pacific	3	2
								68 A	Gonzaga	11	12	250 H	Pacific	15	9
								68 A	Gonzaga	9	8	277 H	Portland	11	5

Non-Div. I Games:

Saint Mary's (CA)

RPI	S	Opponent	Score	
277	H	Portland	6	5
277	H	Portland	7	5
279	N	Omaha	9	3

Saint Mary's (CA)

S
a
i
n
t
M
a
r
y
'
s
(
C
A
)

S
a
i
n
t
M
a
r
y
'
s
(
C
A
)

Average RPI Win:	109	WON-LOST	WINNING	LAST 10	STRENGTH OF	OPP. STRENGTH	TEAM	ADJ	CONF.	ADJ CONF.			
Average RPI Loss:	101	RECORD	PCT. RANK	GAMES	SCHEDULE	OF SCHEDULE	RPI	RPI	RPI	RPI			
DIV. I ONLY		26-22-0	.54167	112	4-6-0	51	65	66	.54016	66	4	4	
DIV. I NON-CONF.		14-10-0	.58333	97	0-1-0	110	220	97	.52483	97	3	3	
<hr/>													
TOTALS	RPI 1-25	RPI 26-50		W-L RECORDS		RPI 51-100		RPI 101-150		RPI 150+			
26-22-0	3-6-0	0-0-0		OVERALL		14-8-0		1-2-0		8-6-0			
15-10-0	3-3-0	0-0-0		HOME		7-2-0		0-0-0		5-5-0			
11-12-0	0-3-0	0-0-0		AWAY		7-6-0		1-2-0		3-1-0			
0-0-0	0-0-0	0-0-0		NEUTRAL		0-0-0		0-0-0		0-0-0			
<hr/>													
14-10-0	2-1-0	0-0-0		NON-CONFERENCE		4-3-0		0-0-0		8-6-0			
7-6-0	2-1-0	0-0-0		HOME		0-0-0		0-0-0		5-5-0			
7-4-0	0-0-0	0-0-		AWAY		4-3-0		0-0-0		3-1-0			
0-0-0	0-0-0	0-0-0		NEUTRAL		0-0-0		0-0-0		0-0-0			
<hr/>													
12-12-0	1-5-0	0-0-0		CONFERENCE		10-5-0		1-2-0		0-0-0			
8-4-0	1-2-0	0-0-0		HOME		7-2-0		0-0-0		0-0-0			
4-8-0	0-3-0	0-0-0		AWAY		3-3-0		1-2-0		0-0-0			
0-0-0	0-0-0	0-0-0		NEUTRAL		0-0-0		0-0-0		0-0-0			
<hr/>													
RPI S	Opponent	Score		RPI S	Opponent	Score		RPI S	Opponent	Score			
1	H Oregon St.	2	5			52	H Utah	4	1	116	A Washington St.	4	5
1	H Oregon St.	0	3			52	H Utah	4	3	116	A Washington St.	3	6
1	H Oregon St.	3	2			52	H Utah	3	1	116	A Washington St.	7	1
13	H Baylor	3	6			56	A Loyola Marymount	8	7	168	H Indiana St.	8	0
13	H Baylor	6	0			59	A UCLA	6	3	168	H Indiana St.	3	5
13	H Baylor	5	4			59	A UCLA	7	3	168	H Indiana St.	2	4
15	A Arizona	4	5			59	A UCLA	5	6	168	H Indiana St.	3	2
15	A Arizona	11	12			65	A Saint Mary's (CA)	11	1	211	H Sacramento St.	4	0
15	A Arizona	1	3			65	A Saint Mary's (CA)	5	6	211	H Sacramento St.	3	2
						65	A Saint Mary's (CA)	5	6	211	H Sacramento St.	1	7
						65	A Saint Mary's (CA)	11	5	211	H Sacramento St.	8	5
						68	A Gonzaga	7	8	265	A Santa Clara	8	1
						68	A Gonzaga	5	4	265	A Santa Clara	5	2
						71	A Oregon	12	3	265	A Santa Clara	3	4
						71	A Oregon	3	4	273	A Seattle U	7	4
						71	A Oregon	0	1	273	H Seattle U	5	7
						78	H California	5	2	273	H Seattle U	2	4
						78	H California	3	7				
						78	H California	4	1				
						88	H Arizona St.	4	0				
				LAST 10 GAMES									
						88	H Arizona St.	4	0				
						88	H Arizona St.	5	8				
						88	H Arizona St.	4	0				
						273	H Seattle U	5	7				
						15	A Arizona	11	12				

Non-Div. I Games:

Washington

RPI	S	Opponent	Score	
88	H	Arizona St.	5	8
88	H	Arizona St.	4	0
15	A	Arizona	1	3
15	A	Arizona	4	5
78	H	California	4	1
78	H	California	3	7
78	H	California	5	2

W
a
s
h
i
n
g
t
o
n

W
a
s
h
i
n
g
t
o
n

Average RPI Win:		108	WON-LOST RECORD		WINNING PCT. RANK		LAST 10 GAMES		STRENGTH OF SCHEDULE		OPP. STRENGTH OF SCHEDULE		TEAM RPI		ADJ RPI		CONF. RPI		ADJ CONF. RPI					
DIV. I ONLY			24-24-0		.5		150		0-6-0		7		54		67		.53977		67		1		1	
DIV. I NON-CONF.			17-10-0		.62963		69		0-3-0		36		181		61		.54322		61		1		1	
TOTALS		RPI 1-25		RPI 26-50				W-L RECORDS				RPI 51-100				RPI 101-150				RPI 150+				
24-24-0		6-12-0		3-0-0				OVERALL				5-4-0				3-5-0				7-3-0				
16-14-0		3-7-0		2-0-0				HOME				3-1-0				1-3-0				7-3-0				
6-9-0		2-4-0		0-0-0				AWAY				2-3-0				2-2-0				0-0-0				
2-1-0		1-1-0		1-0-0				NEUTRAL				0-0-0				0-0-0				0-0-0				
17-10-0		2-1-0		3-0-0				NON-CONFERENCE				2-1-0				3-5-0				7-3-0				
12-6-0		1-0-0		2-0-0				HOME				1-0-0				1-3-0				7-3-0				
3-3-0		0-0-0		0-0-				AWAY				1-1-0				2-2-0				0-0-0				
2-1-0		1-1-0		1-0-0				NEUTRAL				0-0-0				0-0-0				0-0-0				
7-14-0		4-11-0		0-0-0				CONFERENCE				3-3-0				0-0-0				0-0-0				
4-8-0		2-7-0		0-0-0				HOME				2-1-0				0-0-0				0-0-0				
3-6-0		2-4-0		0-0-0				AWAY				1-2-0				0-0-0				0-0-0				
0-0-0		0-0-0		0-0-0				NEUTRAL				0-0-0				0-0-0				0-0-0				
RPI	S	Opponent		Score		RPI	S	Opponent		Score		RPI	S	Opponent		Score		RPI	S	Opponent		Score		
4	A	Texas Tech		12	10	43	N	Nebraska		1	0	58	A	Kansas		11	6	107	H	Lamar University		6	5	
4	A	Texas Tech		3	1	49	H	New Mexico		13	0	58	A	Kansas		2	4	107	H	Lamar University		2	6	
4	A	Texas Tech		2	8	49	H	New Mexico		3	0	58	A	Kansas		5	6	107	H	Lamar University		6	7	
6	A	TCU		5	6							88	A	Arizona St.		18	4	133	H	Central Ark.		5	11	
6	A	TCU		1	5							93	A	Oral Roberts		1	4	139	A	Grand Canyon		0	4	
6	A	TCU		5	7							93	H	Oral Roberts		7	6	139	A	Grand Canyon		1	6	
13	H	Baylor		2	3							98	H	Kansas St.		6	3	139	A	Grand Canyon		6	5	
13	H	Baylor		3	9							98	H	Kansas St.		13	3	146	A	Wichita St.		6	3	
13	H	Baylor		7	8							98	H	Kansas St.		4	10	161	H	Saint Louis		7	10	
14	H	Missouri St.		7	3													183	H	Texas St.		6	3	
15	N	Arizona		9	10													183	H	Texas St.		10	7	
17	H	Oklahoma		4	3													183	H	Texas St.		11	12	
18	N	Arkansas		8	3													225	H	Northwestern St.		7	2	
20	H	West Virginia		3	5													225	H	Northwestern St.		6	3	
20	H	West Virginia		3	2													225	H	Northwestern St.		15	4	
20	H	West Virginia		8	9													248	H	South Dakota St.		6	3	
23	H	Texas		0	7													248	H	South Dakota St.		1	2	
23	H	Texas		4	5													248	H	South Dakota St.		8	3	
LAST 10 GAMES																								
93	A	Oral Roberts		1	4	107	H	Lamar University		6	7													
13	H	Baylor		7	8	107	H	Lamar University		6	5													
13	H	Baylor		2	3	23	H	Texas		4	5													
13	H	Baylor		3	9	23	H	Texas		0	7													
107	H	Lamar University		2	6	4	A	Texas Tech		3	1													

Non-Div. I Games:

Oklahoma St.

Average RPI Win: 149		WON-LOST RECORD	WINNING PCT. RANK	LAST 10 GAMES	STRENGTH OF SCHEDULE	OPP. STRENGTH OF SCHEDULE	TEAM RPI	ADJ RPI	CONF. RPI	ADJ CONF. RPI					
Average RPI Loss: 81															
DIV. I ONLY		28-17-0	.62222	57	7-3-0	153	61	68	.53955	68	13	13			
DIV. I NON-CONF.		11-10-0	.52381	132	1-0-0	112	2	55	.5492	55	11	11			
<hr/>															
TOTALS		RPI 1-25	RPI 26-50		W-L RECORDS		RPI 51-100		RPI 101-150		RPI 150+				
28-17-0		0-0-0	1-4-0		OVERALL		9-9-0		8-2-0		10-2-0				
12-6-0		0-0-0	0-0-0		HOME		6-5-0		3-1-0		3-0-0				
14-9-0		0-0-0	1-2-0		AWAY		3-4-0		3-1-0		7-2-0				
2-2-0		0-0-0	0-2-0		NEUTRAL		0-0-0		2-0-0		0-0-0				
<hr/>															
11-10-0		0-0-0	1-4-0		NON-CONFERENCE		4-5-0		6-1-0		0-0-0				
2-1-0		0-0-0	0-0-0		HOME		1-1-0		1-0-0		0-0-0				
7-7-0		0-0-0	1-0-		AWAY		3-4-0		3-1-0		0-0-0				
2-2-0		0-0-0	0-2-0		NEUTRAL		0-0-0		2-0-0		0-0-0				
<hr/>															
17-7-0		0-0-0	0-0-0		CONFERENCE		5-4-0		2-1-0		10-2-0				
10-5-0		0-0-0	0-0-0		HOME		5-4-0		2-1-0		3-0-0				
7-2-0		0-0-0	0-0-0		AWAY		0-0-0		0-0-0		7-2-0				
0-0-0		0-0-0	0-0-0		NEUTRAL		0-0-0		0-0-0		0-0-0				
<hr/>															
RPI	S	Opponent	Score	RPI	S	Opponent	Score	RPI	S	Opponent	Score	RPI	S	Opponent	Score
33	N	Indiana	1 5	33	N	Indiana	3 12	51	H	San Diego	9 2	116	A	Washington St.	7 3
33	N	Indiana	3 12	51	H	San Diego	3 0	116	H	Washington St.	9 4	116	H	Washington St.	9 4
42	A	Cal St. Fullerton	3 4	51	H	San Diego	1 4	118	N	Duke	6 1	118	N	Duke	4 1
42	A	Cal St. Fullerton	2 3	56	H	Loyola Marymount	6 5	118	N	Duke	4 1	121	A	UC Santa Barbara	4 1
42	A	Cal St. Fullerton	1 0	56	H	Loyola Marymount	0 4	126	A	Cal Poly	1 6	129	H	San Francisco	2 7
				56	H	Loyola Marymount	6 3	129	H	San Francisco	8 1	129	H	San Francisco	4 3
				59	A	UCLA	4 5	129	H	San Francisco	4 3	138	A	UC Riverside	10 3
				59	A	UCLA	2 1	199	A	Pepperdine	2 1	199	A	Pepperdine	1 2
				59	A	UCLA	1 6	199	A	Pepperdine	3 5	199	A	Pepperdine	9 0
				65	H	Saint Mary's (CA)	8 9	250	H	Pacific	9 0	250	H	Pacific	4 0
				65	H	Saint Mary's (CA)	12 11	250	H	Pacific	9 4	265	A	Santa Clara	9 8
				65	H	Saint Mary's (CA)	3 7	265	A	Santa Clara	13 7	265	A	Santa Clara	7 6
				66	H	Washington	8 7	277	A	Portland	7 4	277	A	Portland	13 0
				66	H	Washington	4 5	277	A	Portland	3 2	277	A	Portland	13 0
				78	A	California	7 8								
				78	A	California	5 2								
				78	A	California	8 3								
				78	A	California	5 9								
LAST 10 GAMES															
56	H	Loyola Marymount	6 5	65	H	Saint Mary's (CA)	3 7								
56	H	Loyola Marymount	0 4	116	A	Washington St.	7 3								
56	H	Loyola Marymount	6 3	277	A	Portland	3 2								
65	H	Saint Mary's (CA)	12 11	277	A	Portland	7 4								
65	H	Saint Mary's (CA)	8 9	277	A	Portland	13 0								

Non-Div. I Games:

Gonzaga

RPI	S	Opponent	Score	
265	A	Santa Clara	8	4
277	H	Portland	16	3
277	H	Portland	23	19
277	H	Portland	11	3

BYU

B
Y
U

B
Y
U

Average RPI Win: 171		WON-LOST RECORD		WINNING PCT. RANK		LAST 10 GAMES		STRENGTH OF SCHEDULE		OPP. STRENGTH OF SCHEDULE		TEAM RPI		ADJ RPI		CONF. RPI		ADJ CONF. RPI					
DIV. I ONLY		33-14-0		.70213 20		8-2-0		238		122		70		.53903 70		23		23					
DIV. I NON-CONF.		15-9-0		.625 70		1-0-0		147		51		41		.56012 41		19		19					
TOTALS		RPI 1-25		RPI 26-50		W-L RECORDS		RPI 51-100		RPI 101-150		RPI 150+											
33-14-0		0-2-0		0-0-0		OVERALL		3-1-0		8-4-0		22-7-0											
11-4-0		0-0-0		0-0-0		HOME		0-0-0		3-1-0		8-3-0											
21-9-0		0-2-0		0-0-0		AWAY		3-1-0		5-3-0		13-3-0											
1-1-0		0-0-0		0-0-0		NEUTRAL		0-0-0		0-0-0		1-1-0											
15-9-0		0-2-0		0-0-0		NON-CONFERENCE		3-1-0		6-3-0		6-3-0											
1-1-0		0-0-0		0-0-0		HOME		0-0-0		1-0-0		0-1-0											
13-7-0		0-2-0		0-0-		AWAY		3-1-0		5-3-0		5-1-0											
1-1-0		0-0-0		0-0-0		NEUTRAL		0-0-0		0-0-0		1-1-0											
18-5-0		0-0-0		0-0-0		CONFERENCE		0-0-0		2-1-0		16-4-0											
10-3-0		0-0-0		0-0-0		HOME		0-0-0		2-1-0		8-2-0											
8-2-0		0-0-0		0-0-0		AWAY		0-0-0		0-0-0		8-2-0											
0-0-0		0-0-0		0-0-0		NEUTRAL		0-0-0		0-0-0		0-0-0											
RPI	S	Opponent		Score		RPI	S	Opponent		Score		RPI	S	Opponent		Score							
9	A	Wake Forest		0	5							74	A	FIU		13	5	102	A	Western Caro.		2	1
9	A	Wake Forest		2	7							74	A	FIU		3	2	102	A	Western Caro.		16	10
												74	A	FIU		3	2	102	A	Western Caro.		2	10
												74	A	FIU		6	7	122	H	Central Mich.		9	7
																		122	H	Central Mich.		6	5
																		122	H	Central Mich.		4	7
																		124	A	Purdue		2	3
																		134	A	Pittsburgh		12	8
																		134	H	Pittsburgh		7	6
																		142	A	Col. of Charleston		5	0
																		142	A	Col. of Charleston		7	10
																		142	A	Col. of Charleston		13	5
																		151	A	Ohio St.		8	9
																		154	A	Ball St.		6	5
																		154	A	Ball St.		6	3
																		154	A	Ball St.		9	4
																		155	A	Canisius		8	5
																		158	A	Belmont		5	4
																		158	A	Belmont		15	0
																		158	A	Belmont		3	0
																		170	N	Radford		9	1
																		187	A	Eastern Mich.		2	0
																		187	A	Eastern Mich.		4	2
																		187	A	Eastern Mich.		9	4
																		217	H	Buffalo		9	1
																		217	H	Buffalo		14	0
																		217	H	Buffalo		2	9

Non-Div. I Games:

Kent St.

K
e
n
t
s
t
.

K
e
n
t
s
t
.

Kent St.

Average RPI Win: 138		WON-LOST	WINNING	LAST 10	STRENGTH OF		OPP. STRENGTH	TEAM	ADJ		CONF.	ADJ CONF.
Average RPI Loss: 62		RECORD	PCT. RANK	GAMES	SCHEDULE		OF SCHEDULE	RPI	RPI		RPI	RPI
DIV. I ONLY		26-21-0	.55319	103	2-8-0		75	26	71		.53888	71
DIV. I NON-CONF.		17-5-0	.77273	18	0-1-0		245	74	50		.55232	50
TOTALS		RPI 1-25	RPI 26-50		W-L RECORDS		RPI 51-100		RPI 101-150		RPI 150+	
26-21-0		3-10-0	0-0-0		OVERALL		9-6-0		1-2-0		13-3-0	
15-9-0		2-7-0	0-0-0		HOME		4-2-0		0-0-0		9-0-0	
9-12-0		1-3-0	0-0-0		AWAY		4-4-0		1-2-0		3-3-0	
2-0-0		0-0-0	0-0-0		NEUTRAL		1-0-0		0-0-0		1-0-0	
17-5-0		2-1-0	0-0-0		NON-CONFERENCE		2-1-0		0-0-0		13-3-0	
11-1-0		2-1-0	0-0-0		HOME		0-0-0		0-0-0		9-0-0	
4-4-0		0-0-0	0-0-		AWAY		1-1-0		0-0-0		3-3-0	
2-0-0		0-0-0	0-0-0		NEUTRAL		1-0-0		0-0-0		1-0-0	
9-16-0		1-9-0	0-0-0		CONFERENCE		7-5-0		1-2-0		0-0-0	
4-8-0		0-6-0	0-0-0		HOME		4-2-0		0-0-0		0-0-0	
5-8-0		1-3-0	0-0-0		AWAY		3-3-0		1-2-0		0-0-0	
0-0-0		0-0-0	0-0-0		NEUTRAL		0-0-0		0-0-0		0-0-0	
RPI S	Opponent	Score	RPI S	Opponent	Score	RPI S	Opponent	Score	RPI S	Opponent	Score	
1 A	Oregon St.	1 4				51 A	San Diego	2 7	116 A	Washington St.	8 2	
1 H	Oregon St.	4 5				52 A	Utah	1 13	116 A	Washington St.	1 2	
1 H	Oregon St.	1 6				52 A	Utah	5 11	116 A	Washington St.	5 6	
1 H	Oregon St.	0 1				52 A	Utah	11 1	159 A	Fresno St.	3 2	
10 H	Stanford	3 4				66 H	Washington	3 12	159 A	Fresno St.	13 1	
10 H	Stanford	4 10				66 H	Washington	1 0	159 A	Fresno St.	1 9	
10 H	Stanford	5 8				66 H	Washington	4 3	159 A	Fresno St.	3 8	
15 A	Arizona	8 4				69 A	BYU	9 6	164 H	UC Irvine	6 3	
15 A	Arizona	4 18				76 N	Seton Hall	1 0	164 H	UC Irvine	7 2	
15 A	Arizona	4 5				78 A	California	13 2	164 H	UC Irvine	10 1	
24 H	Mississippi St.	4 5				78 A	California	7 1	164 N	UC Irvine	11 5	
24 H	Mississippi St.	1 0				78 A	California	1 4	167 H	UC Davis	7 2	
24 H	Mississippi St.	6 5				88 H	Arizona St.	3 2	265 H	Santa Clara	6 2	
						88 H	Arizona St.	3 4	265 H	Santa Clara	2 1	
						88 H	Arizona St.	2 0	265 H	Santa Clara	3 0	
									265 H	Santa Clara	10 0	
									277 A	Portland	1 0	
									277 A	Portland	2 3	
									277 H	Portland	6 1	
LAST 10 GAMES												
	1 H Oregon St.	0 1		116 A	Washington St.	1 2						
	1 H Oregon St.	4 5		116 A	Washington St.	8 2						
	1 H Oregon St.	1 6		1 A	Oregon St.	1 4						
	277 A Portland	2 3		88 H	Arizona St.	3 2						
	116 A	Washington St.	5 6	88 H	Arizona St.	3 4						

Non-Div. I Games:

Oregon

[illegible]

Non-Div. I Games:

Ga. Southern

RPI	S	Opponent	Score	
240	H	La.-Monroe	9	0
240	H	La.-Monroe	4	5
287	A	Savannah St.	6	5
287	H	Savannah St.	11	7

Average RPI Win:		123	WON-LOST RECORD		WINNING PCT. RANK	LAST 10 GAMES		STRENGTH OF SCHEDULE		OPP. STRENGTH OF SCHEDULE	TEAM RPI	ADJ RPI		CONF. RPI	ADJ CONF. RPI		
Average RPI Loss:		98															
DIV. I ONLY			30-18-1		.62245	56	5-5-0		141		28	73	.53831	73	6	6	
DIV. I NON-CONF.			14-7-1		.65909	55	1-0-0		168		13	90	.52838	90	6	6	
TOTALS		RPI 1-25		RPI 26-50		W-L RECORDS		RPI 51-100		RPI 101-150		RPI 150+					
30-18-1		1-3-0		1-1-1		OVERALL		11-8-0		8-2-0		9-4-0					
22-6-1		0-0-0		1-1-1		HOME		7-2-0		8-2-0		6-1-0					
8-12-0		1-3-0		0-0-0		AWAY		4-6-0		0-0-0		3-3-0					
0-0-0		0-0-0		0-0-0		NEUTRAL		0-0-0		0-0-0		0-0-0					
14-7-1		1-0-0		1-1-1		NON-CONFERENCE		3-4-0		3-1-0		6-1-0					
12-4-1		0-0-0		1-1-1		HOME		2-1-0		3-1-0		6-1-0					
2-3-0		1-0-0		0-0-		AWAY		1-3-0		0-0-0		0-0-0					
0-0-0		0-0-0		0-0-0		NEUTRAL		0-0-0		0-0-0		0-0-0					
16-11-0		0-3-0		0-0-0		CONFERENCE		8-4-0		5-1-0		3-3-0					
10-2-0		0-0-0		0-0-0		HOME		5-1-0		5-1-0		0-0-0					
6-9-0		0-3-0		0-0-0		AWAY		3-3-0		0-0-0		3-3-0					
0-0-0		0-0-0		0-0-0		NEUTRAL		0-0-0		0-0-0		0-0-0					
RPI	S	Opponent		Score		RPI	S	Opponent		Score		RPI	S	Opponent		Score	
16	A	Southern Miss.		2	11	33	H	Indiana		4	8	55	A	FGCU		5	7
16	A	Southern Miss.		4	5	33	H	Indiana		6	6	55	H	FGCU		13	1
16	A	Southern Miss.		5	6	33	H	Indiana		6	2	60	H	Rice		3	2
25	A	UCF		8	3							60	H	Rice		4	5
												60	H	Rice		8	2
												61	A	Miami (FL)		5	7
												61	A	Miami (FL)		2	8
												61	H	Miami (FL)		2	5
												74	H	FIU		9	8
												74	H	FIU		10	1
												74	H	FIU		4	3
												84	A	Charlotte		5	11
												84	A	Charlotte		7	4
												84	A	Charlotte		13	10
												86	A	Bethune-Cookman		12	6
												86	H	Bethune-Cookman		9	6
												91	A	UTSA		6	9
												91	A	UTSA		0	6
												91	A	UTSA		10	0

Non-Div. I Games:

Fla. Atlantic

Average RPI Win: 111		WON-LOST RECORD	WINNING PCT. RANK	LAST 10 GAMES	STRENGTH OF SCHEDULE	OPP. STRENGTH OF SCHEDULE	TEAM RPI	ADJ RPI		CONF. RPI	ADJ CONF. RPI		
Average RPI Loss: 82													
DIV. I ONLY		28-25-0	.5283 126	2-8-0	36	74	74	.5381	74	6	6		
DIV. I NON-CONF.		16-10-0	.61538 77	0-1-0	79	98	81	.5332	81	6	6		
<hr/>													
TOTALS		RPI 1-25		RPI 26-50		W-L RECORDS		RPI 51-100		RPI 101-150		RPI 150+	
28-25-0		2-3-0		2-4-0		OVERALL		13-14-0		4-1-0		7-3-0	
16-14-0		0-0-0		1-2-0		HOME		8-9-0		0-0-0		7-3-0	
12-11-0		2-3-0		1-2-0		AWAY		5-5-0		4-1-0		0-0-0	
0-0-0		0-0-0		0-0-0		NEUTRAL		0-0-0		0-0-0		0-0-0	
16-10-0		1-1-0		0-0-0		NON-CONFERENCE		8-7-0		2-0-0		5-2-0	
10-8-0		0-0-0		0-0-0		HOME		5-6-0		0-0-0		5-2-0	
6-2-0		1-1-0		0-0-		AWAY		3-1-0		2-0-0		0-0-0	
0-0-0		0-0-0		0-0-0		NEUTRAL		0-0-0		0-0-0		0-0-0	
12-15-0		1-2-0		2-4-0		CONFERENCE		5-7-0		2-1-0		2-1-0	
6-6-0		0-0-0		1-2-0		HOME		3-3-0		0-0-0		2-1-0	
6-9-0		1-2-0		1-2-0		AWAY		2-4-0		2-1-0		0-0-0	
0-0-0		0-0-0		0-0-0		NEUTRAL		0-0-0		0-0-0		0-0-0	
RPI	S	Opponent		Score	RPI	S	Opponent		Score	RPI	S	Opponent	Score
16	A	Southern Miss.		4 15	34	H	Louisiana Tech		6 14	55	A	FGCU	12 5
16	A	Southern Miss.		1 5	34	H	Louisiana Tech		6 10	55	H	FGCU	7 0
16	A	Southern Miss.		10 4	34	H	Louisiana Tech		6 3	60	A	Rice	7 5
24	A	Mississippi St.		7 9	41	A	Old Dominion		1 21	60	A	Rice	4 3
24	A	Mississippi St.		8 3	41	A	Old Dominion		10 9	60	A	Rice	4 8
					41	A	Old Dominion		10 11	61	A	Miami (FL)	12 1
										61	A	Miami (FL)	5 4
										61	H	Miami (FL)	3 2
										61	H	Miami (FL)	7 8
										70	H	Kent St.	2 3
										70	H	Kent St.	7 6
										70	H	Kent St.	5 13
										70	H	Kent St.	2 3
										73	A	Fla. Atlantic	1 10
										73	A	Fla. Atlantic	8 9
										73	A	Fla. Atlantic	3 4
										84	H	Charlotte	5 4
										84	H	Charlotte	0 4
										84	H	Charlotte	7 8
										86	A	Bethune-Cookman	3 5
<hr/>													
LAST 10 GAMES													
					41	A	Old Dominion		10 11				
					41	A	Old Dominion		10 9				
					41	A	Old Dominion		1 21				
					34	H	Louisiana Tech		6 3				
					34	H	Louisiana Tech		6 10				

Non-Div. I Games:

FIU

RPI	S	Opponent	Score	
86	H	Bethune-Cookman	3	1
91	H	UTSA	4	3
91	H	UTSA	7	6
91	H	UTSA	5	10
100	H	Jacksonville St.	5	0
100	H	Jacksonville St.	6	12
100	H	Jacksonville St.	5	6

34	H	Louisiana Tech	6	14
86	A	Bethune-Cookman	3	5
73	A	Fla. Atlantic	1	10
73	A	Fla. Atlantic	8	9
73	A	Fla. Atlantic	3	4

FIU

FIU

Average RPI Win: 164		WON-LOST	WINNING	LAST 10	STRENGTH OF		OPP. STRENGTH	TEAM	ADJ	CONF.	ADJ CONF.
Average RPI Loss: 101		RECORD	PCT. RANK	GAMES	SCHEDULE		OF SCHEDULE	RPI	RPI	RPI	RPI
DIV. I ONLY		30-17-0	.6383	52	5-5-0		115	122	75	.53804	75
DIV. I NON-CONF.		17-11-0	.60714	83	2-3-0		115	240	108	.51854	108
TOTALS		RPI 1-25	RPI 26-50		W-L RECORDS		RPI 51-100		RPI 101-150		RPI 150+
30-17-0		2-4-0	2-4-0		OVERALL		6-1-0		1-4-0		19-4-0
14-12-0		2-4-0	1-2-0		HOME		2-0-0		1-4-0		8-2-0
16-5-0		0-0-0	1-2-0		AWAY		4-1-0		0-0-0		11-2-0
0-0-0		0-0-0	0-0-0		NEUTRAL		0-0-0		0-0-0		0-0-0
17-11-0		2-4-0	0-0-0		NON-CONFERENCE		2-1-0		0-2-0		13-4-0
11-8-0		2-4-0	0-0-0		HOME		1-0-0		0-2-0		8-2-0
6-3-0		0-0-0	0-0-		AWAY		1-1-0		0-0-0		5-2-0
0-0-0		0-0-0	0-0-0		NEUTRAL		0-0-0		0-0-0		0-0-0
13-6-0		0-0-0	2-4-0		CONFERENCE		4-0-0		1-2-0		6-0-0
3-4-0		0-0-0	1-2-0		HOME		1-0-0		1-2-0		0-0-0
10-2-0		0-0-0	1-2-0		AWAY		3-0-0		0-0-0		6-0-0
0-0-0		0-0-0	0-0-0		NEUTRAL		0-0-0		0-0-0		0-0-0
RPI S	Opponent	Score	RPI S	Opponent	Score	RPI S	Opponent	Score	RPI S	Opponent	Score
14 H	Missouri St.	5 2	33 A	Indiana	11 0	58 A	Kansas	5 2	135 H	Illinois	1 14
14 H	Missouri St.	2 7	33 A	Indiana	12 13	78 A	California	1 7	135 H	Illinois	5 9
14 H	Missouri St.	3 12	33 A	Indiana	0 4	81 A	Michigan St.	9 4	135 H	Illinois	5 4
21 H	Long Beach St.	2 3	43 H	Nebraska	3 5	81 A	Michigan St.	3 2	150 H	Hawaii	2 11
21 H	Long Beach St.	12 6	43 H	Nebraska	5 3	81 A	Michigan St.	4 3	150 H	Hawaii	0 4
21 H	Long Beach St.	1 9	43 H	Nebraska	4 9	93 H	Oral Roberts	4 3	151 A	Ohio St.	5 2
						96 H	Iowa	6 3	151 A	Ohio St.	15 5
									151 A	Ohio St.	6 5
									164 A	UC Irvine	9 8
									164 A	UC Irvine	5 7
									209 A	Penn St.	12 4
									209 A	Penn St.	6 5
									209 A	Penn St.	17 1
									211 A	Sacramento St.	5 2
									211 A	Sacramento St.	2 3
									211 A	Sacramento St.	9 2
									215 H	Georgia St.	9 1
									215 H	Georgia St.	5 7
									242 H	Milwaukee	5 4
									248 H	South Dakota St.	7 5
									248 H	South Dakota St.	5 2
									249 A	North Dakota St.	6 1
									249 H	North Dakota St.	1 3
									249 H	North Dakota St.	7 1
									258 A	Northern Ill.	3 2
									273 H	Seattle U	11 7
									273 H	Seattle U	6 3
LAST 10 GAMES			LAST 10 GAMES			LAST 10 GAMES			LAST 10 GAMES		
21 H	Long Beach St.	1 9	209 A	Penn St.	6 5	21 H	Long Beach St.	12 6	215 H	Georgia St.	5 7
21 H	Long Beach St.	2 3	21 H	Long Beach St.	12 6	215 H	Georgia St.	9 1	215 H	Georgia St.	9 1
209 A	Penn St.	12 4	21 H	Long Beach St.	2 3	135 H	Illinois	1 14	273 H	Seattle U	11 7
209 A	Penn St.	17 1	209 A	Penn St.	12 4	135 H	Illinois	5 9	273 H	Seattle U	6 3

Non-Div. I Games:

Minnesota

RPI	S	Opponent	Score	
273	H	Seattle U	13	4

Minnesota

M
i
n
n
e
s
o
t
a

M
i
n
n
e
s
o
t
a

RPI	S	Opponent	Score	
270	H	Wagner	9	2
283	H	Lehigh	3	0
299	H	Saint Peter's	11	0

Seton Hall

S
e
t
o
n
H
a
l
l

S
e
t
o
n
H
a
l
l

Average RPI Win:		135	WON-LOST RECORD		WINNING PCT. RANK	LAST 10 GAMES		STRENGTH OF SCHEDULE		OPP. STRENGTH OF SCHEDULE	TEAM RPI	ADJ RPI	CONF. RPI	ADJ CONF. RPI			
Average RPI Loss:		97															
DIV. I ONLY			32-20-0		.61538	64	4-6-0		111	57	77	.53788	77	11	11		
DIV. I NON-CONF.			16-9-0		.64	63	2-0-0		138	8	96	.52656	96	12	12		
TOTALS		RPI 1-25		RPI 26-50		W-L RECORDS		RPI 51-100		RPI 101-150		RPI 150+					
32-20-0		1-3-0		7-5-0		OVERALL		3-4-0		7-5-0		14-3-0					
22-9-0		0-2-0		4-3-0		HOME		2-1-0		6-0-0		10-3-0					
9-11-0		1-1-0		2-2-0		AWAY		1-3-0		1-5-0		4-0-0					
1-0-0		0-0-0		1-0-0		NEUTRAL		0-0-0		0-0-0		0-0-0					
16-9-0		1-3-0		4-2-0		NON-CONFERENCE		3-1-0		0-0-0		8-3-0					
11-8-0		0-2-0		2-2-0		HOME		2-1-0		0-0-0		7-3-0					
4-1-0		1-1-0		1-0-		AWAY		1-0-0		0-0-0		1-0-0					
1-0-0		0-0-0		1-0-0		NEUTRAL		0-0-0		0-0-0		0-0-0					
16-11-0		0-0-0		3-3-0		CONFERENCE		0-3-0		7-5-0		6-0-0					
11-1-0		0-0-0		2-1-0		HOME		0-0-0		6-0-0		3-0-0					
5-10-0		0-0-0		1-2-0		AWAY		0-3-0		1-5-0		3-0-0					
0-0-0		0-0-0		0-0-0		NEUTRAL		0-0-0		0-0-0		0-0-0					
RPI	S	Opponent		Score		RPI	S	Opponent		Score		RPI	S	Opponent		Score	
13	A	Baylor		7	4	26	A	Houston		12	2	57	H	DBU		7	5
13	H	Baylor		5	6	26	H	Houston		3	2	60	A	Rice		6	2
23	A	Texas		1	8	26	N	Houston		5	4	60	H	Rice		3	5
23	H	Texas		2	7	27	A	Southeastern La.		1	2	90	H	UT Arlington		14	2
						27	A	Southeastern La.		2	3	99	A	Houston Baptist		8	9
						27	A	Southeastern La.		10	3	99	A	Houston Baptist		1	2
						36	H	McNeese		8	6	99	A	Houston Baptist		1	9
						36	H	McNeese		2	10						
						36	H	McNeese		10	9						
						47	H	Louisiana		1	6						
						47	H	Louisiana		0	2						
						47	H	Louisiana		8	3						
						LAST 10 GAMES											
						99	A	Houston Baptist		8	9	27	A	Southeastern La.		2	3
						99	A	Houston Baptist		1	9	27	A	Southeastern La.		1	2
						99	A	Houston Baptist		1	2	26	H	Houston		3	2
						57	H	DBU		7	5	36	H	McNeese		8	6
						27	A	Southeastern La.		10	3	36	H	McNeese		2	10
												267	A	Abilene Christian		14	3

Non-Div. I Games:

Sam Houston St.

Sam Houston St.

Average RPI Win: 110		WON-LOST	WINNING	LAST 10	STRENGTH OF		OPP. STRENGTH	TEAM	ADJ	CONF.	ADJ CONF.		
Average RPI Loss: 42		RECORD	PCT. RANK	GAMES	SCHEDULE		OF SCHEDULE	RPI	RPI	RPI	RPI		
DIV. I ONLY		21-26-0	.44681	197	2-8-0		16	17	78	.53452	78	4	4
DIV. I NON-CONF.		9-10-0	.47368	171	1-1-0		13	40	70	.5393	70	3	3
TOTALS		RPI 1-25	RPI 26-50		W-L RECORDS		RPI 51-100		RPI 101-150		RPI 150+		
21-26-0		0-12-0	0-0-0		OVERALL		9-12-0		9-2-0		3-0-0		
16-8-0		0-3-0	0-0-0		HOME		7-4-0		9-1-0		0-0-0		
5-18-0		0-9-0	0-0-0		AWAY		2-8-0		0-1-0		3-0-0		
0-0-0		0-0-0	0-0-0		NEUTRAL		0-0-0		0-0-0		0-0-0		
9-10-0		0-5-0	0-0-0		NON-CONFERENCE		3-3-0		3-2-0		3-0-0		
6-4-0		0-1-0	0-0-0		HOME		3-2-0		3-1-0		0-0-0		
3-6-0		0-4-0	0-0-		AWAY		0-1-0		0-1-0		3-0-0		
0-0-0		0-0-0	0-0-0		NEUTRAL		0-0-0		0-0-0		0-0-0		
12-16-0		0-7-0	0-0-0		CONFERENCE		6-9-0		6-0-0		0-0-0		
10-4-0		0-2-0	0-0-0		HOME		4-2-0		6-0-0		0-0-0		
2-12-0		0-5-0	0-0-0		AWAY		2-7-0		0-0-0		0-0-0		
0-0-0		0-0-0	0-0-0		NEUTRAL		0-0-0		0-0-0		0-0-0		
RPI	S	Opponent	Score	RPI	S	Opponent	Score	RPI	S	Opponent	Score		
1	A	Oregon St.	0 8					52	A	Utah	8 7		
1	A	Oregon St.	2 10					52	A	Utah	8 16		
1	A	Oregon St.	10 11					52	A	Utah	3 9		
4	A	Texas Tech	2 3					59	A	UCLA	0 20		
4	A	Texas Tech	1 5					59	A	UCLA	4 9		
4	A	Texas Tech	2 11					59	A	UCLA	5 9		
4	A	Texas Tech	2 4					65	A	Saint Mary's (CA)	7 24		
10	A	Stanford	4 6					66	A	Washington	7 3		
10	A	Stanford	4 8					66	A	Washington	1 4		
10	H	Stanford	5 6					66	A	Washington	2 5		
10	H	Stanford	5 8					68	H	Gonzaga	8 7		
21	H	Long Beach St.	1 3					68	H	Gonzaga	2 5		
								68	H	Gonzaga	3 8		
								68	H	Gonzaga	9 5		
								71	H	Oregon	2 13		
								71	H	Oregon	4 1		
								71	H	Oregon	1 7		
								75	H	Minnesota	7 1		
								88	H	Arizona St.	10 2		
								88	H	Arizona St.	6 4		
LAST 10 GAMES													

Non-Div. I Games:

California

RPI	S	Opponent	Score	
88	H	Arizona St.	9	6

129	H	San Francisco	1	0
66	A	Washington	1	4
66	A	Washington	7	3
66	A	Washington	2	5
129	A	San Francisco	2	7

C
a
l
i
f
o
r
n
i
a

C
a
l
i
f
o
r
n
i
a

Average RPI Win: 64		WON-LOST	WINNING	LAST 10	STRENGTH OF		OPP. STRENGTH	TEAM	ADJ		CONF.	ADJ CONF.			
Average RPI Loss: 76		RECORD	PCT. RANK	GAMES	SCHEDULE		OF SCHEDULE	RPI	RPI		RPI	RPI			
DIV. I ONLY		24-28-0	.46154	178	3-7-0		6	25	79	.53393	79	5	5		
DIV. I NON-CONF.		13-18-0	.41935	200	0-1-0		25	23	144	.50382	144	5	5		
TOTALS		RPI 1-25	RPI 26-50		W-L RECORDS		RPI 51-100		RPI 101-150		RPI 150+				
24-28-0		8-5-0	7-7-0		OVERALL		3-7-0		5-7-0		1-2-0				
17-17-0		7-4-0	5-4-0		HOME		0-4-0		4-3-0		1-2-0				
7-11-0		1-1-0	2-3-0		AWAY		3-3-0		1-4-0		0-0-0				
0-0-0		0-0-0	0-0-0		NEUTRAL		0-0-0		0-0-0		0-0-0				
13-18-0		5-2-0	2-3-0		NON-CONFERENCE		0-4-0		5-7-0		1-2-0				
10-12-0		4-1-0	1-2-0		HOME		0-4-0		4-3-0		1-2-0				
3-6-0		1-1-0	1-0-		AWAY		0-0-0		1-4-0		0-0-0				
0-0-0		0-0-0	0-0-0		NEUTRAL		0-0-0		0-0-0		0-0-0				
11-10-0		3-3-0	5-4-0		CONFERENCE		3-3-0		0-0-0		0-0-0				
7-5-0		3-3-0	4-2-0		HOME		0-0-0		0-0-0		0-0-0				
4-5-0		0-0-0	1-2-0		AWAY		3-3-0		0-0-0		0-0-0				
0-0-0		0-0-0	0-0-0		NEUTRAL		0-0-0		0-0-0		0-0-0				
RPI S	Opponent	Score		RPI S	Opponent	Score		RPI S	Opponent	Score		RPI S	Opponent	Score	
12 A	LSU	7	6	26 A	Houston	2	12	51 H	San Diego	4	11	121 A	UC Santa Barbara	5	6
12 H	LSU	9	6	26 A	Houston	7	8	51 H	San Diego	4	7	121 A	UC Santa Barbara	1	14
16 A	Southern Miss.	1	2	26 A	Houston	7	1	51 H	San Diego	4	5	121 A	UC Santa Barbara	4	7
16 H	Southern Miss.	10	8	26 H	Houston	11	4	51 H	San Diego	2	6	123 A	New Orleans	5	9
19 H	South Fla.	4	3	26 H	Houston	3	15	82 A	Cincinnati	16	8	127 H	Columbia	7	0
19 H	South Fla.	5	7	26 H	Houston	0	4	82 A	Cincinnati	1	11	127 H	Columbia	8	7
19 H	South Fla.	6	4	27 A	Southeastern La.	5	8	82 A	Cincinnati	6	2	127 H	Columbia	5	11
20 H	West Virginia	6	0	27 H	Southeastern La.	2	16	85 A	East Carolina	5	4	140 A	Nicholls St.	3	2
20 H	West Virginia	9	8	36 H	McNeese	10	2	85 A	East Carolina	8	15	140 H	Nicholls St.	9	3
20 H	West Virginia	5	18	39 H	UConn	6	5	85 A	East Carolina	3	5	147 H	Stetson	10	12
25 H	UCF	4	3	39 H	UConn	3	1					147 H	Stetson	7	6
25 H	UCF	1	11	39 H	UConn	8	3					147 H	Stetson	1	5
25 H	UCF	4	11	47 A	Louisiana	6	4					206 H	Air Force	4	3
				47 H	Louisiana	0	1					206 H	Air Force	2	3
												238 H	Army West Point	4	7
LAST 10 GAMES															
26 H	Houston	11	4	25 H	UCF	4	11								
26 H	Houston	0	4	27 H	Southeastern La.	2	16								
26 H	Houston	3	15	85 A	East Carolina	3	5								
25 H	UCF	1	11	85 A	East Carolina	5	4								
25 H	UCF	4	3	85 A	East Carolina	8	15								

Non-Div. I Games:

Tulane

Average RPI Win:	177	WON-LOST	WINNING	LAST 10	STRENGTH OF	OPP. STRENGTH	TEAM	ADJ	CONF.	ADJ CONF.		
Average RPI Loss:	88	RECORD	PCT. RANK	GAMES	SCHEDULE	OF SCHEDULE	RPI	RPI	RPI	RPI		
DIV. I ONLY		30-21-0	.58824	82	5-5-0	96	119	80	.53317	80	20	20
DIV. I NON-CONF.		16-16-0	.5	144	1-2-0	46	61	101	.52407	101	21	21
<hr/>												
TOTALS	RPI 1-25	RPI 26-50		W-L RECORDS		RPI 51-100		RPI 101-150		RPI 150+		
30-21-0	3-7-0	0-3-0		OVERALL		3-2-0		4-4-0		20-5-0		
18-9-0	2-1-0	0-1-0		HOME		1-0-0		2-3-0		13-4-0		
11-11-0	1-6-0	0-2-0		AWAY		2-2-0		1-0-0		7-1-0		
1-1-0	0-0-0	0-0-0		NEUTRAL		0-0-0		1-1-0		0-0-0		
16-16-0	3-7-0	0-3-0		NON-CONFERENCE		1-1-0		3-1-0		9-4-0		
11-6-0	2-1-0	0-1-0		HOME		1-0-0		1-0-0		7-4-0		
4-9-0	1-6-0	0-0-		AWAY		0-1-0		1-0-0		2-0-0		
1-1-0	0-0-0	0-0-0		NEUTRAL		0-0-0		1-1-0		0-0-0		
14-5-0	0-0-0	0-0-0		CONFERENCE		2-1-0		1-3-0		11-1-0		
7-3-0	0-0-0	0-0-0		HOME		0-0-0		1-3-0		6-0-0		
7-2-0	0-0-0	0-0-0		AWAY		2-1-0		0-0-0		5-1-0		
0-0-0	0-0-0	0-0-0		NEUTRAL		0-0-0		0-0-0		0-0-0		
<hr/>												
RPI S	Opponent	Score		RPI S	Opponent	Score		RPI S	Opponent	Score		
5 A	Florida	2	6	28 A	Florida St.	9	10	55 A	FGCU	10	5	
5 H	Florida	3	2	28 A	Florida St.	2	21	55 A	FGCU	5	2	
19 A	South Fla.	6	12	28 H	Florida St.	5	6	55 A	FGCU	0	4	
20 A	West Virginia	3	5					86 A	Bethune-Cookman	4	5	
20 A	West Virginia	1	8					86 H	Bethune-Cookman	24	9	
20 A	West Virginia	8	2									
25 A	UCF	1	10									
25 A	UCF	0	4									
25 H	UCF	3	10									
25 H	UCF	7	1									
				LAST 10 GAMES								
				253 H USC Upstate				147 H Stetson				
				253 H USC Upstate				147 H Stetson				
				253 H USC Upstate				5 A Florida				
				28 A Florida St.				287 A Savannah St.				
				147 H Stetson				162 A Kennesaw St.				
								215 H Georgia St.				
								215 H Georgia St.				
								215 H Georgia St.				
								224 A Jackson St.				
								253 H USC Upstate				
								253 H USC Upstate				

Non-Div. I Games:

Jacksonville

RPI	S	Opponent	Score	
253	H	USC Upstate	8	1
287	A	Savannah St.	11	7
287	H	Savannah St.	9	7
289	A	NJIT	5	3
289	A	NJIT	13	11
289	A	NJIT	4	3

Average RPI Win: 179		WON-LOST	WINNING	LAST 10	STRENGTH OF		OPP. STRENGTH	TEAM	ADJ		CONF.	ADJ CONF.					
Average RPI Loss: 88		RECORD	PCT. RANK	GAMES	SCHEDULE		OF SCHEDULE	RPI	RPI		RPI	RPI					
DIV. I ONLY		27-21-0	.5625	98	5-5-0		121	112	81	.53175	81	7	7				
DIV. I NON-CONF.		18-8-0	.69231	38	2-0-0		204	151	58	.54608	58	7	7				
<hr/>																	
TOTALS		RPI 1-25		RPI 26-50		W-L RECORDS		RPI 51-100		RPI 101-150		RPI 150+					
27-21-0		0-1-0		1-8-0		OVERALL		1-6-0		7-2-0		18-4-0					
9-7-0		0-0-0		0-0-0		HOME		1-5-0		1-0-0		7-2-0					
14-12-0		0-0-0		1-8-0		AWAY		0-1-0		6-1-0		7-2-0					
4-2-0		0-1-0		0-0-0		NEUTRAL		0-0-0		0-1-0		4-0-0					
<hr/>																	
18-8-0		0-1-0		0-2-0		NON-CONFERENCE		0-1-0		4-2-0		14-2-0					
6-1-0		0-0-0		0-0-0		HOME		0-0-0		1-0-0		5-1-0					
8-5-0		0-0-0		0-0-		AWAY		0-1-0		3-1-0		5-1-0					
4-2-0		0-1-0		0-0-0		NEUTRAL		0-0-0		0-1-0		4-0-0					
<hr/>																	
9-13-0		0-0-0		1-6-0		CONFERENCE		1-5-0		3-0-0		4-2-0					
3-6-0		0-0-0		0-0-0		HOME		1-5-0		0-0-0		2-1-0					
6-7-0		0-0-0		1-6-0		AWAY		0-0-0		3-0-0		2-1-0					
0-0-0		0-0-0		0-0-0		NEUTRAL		0-0-0		0-0-0		0-0-0					
<hr/>																	
RPI	S	Opponent		Score		RPI	S	Opponent		Score		RPI	S	Opponent		Score	
8	N	Clemson		2	9	30	A	South Carolina		2	3	75	H	Minnesota		2	3
						30	A	South Carolina		2	5	75	H	Minnesota		3	4
						31	A	Michigan		4	12	75	H	Minnesota		4	9
						37	A	Maryland		2	12	96	H	Iowa		4	9
						37	A	Maryland		1	2	96	H	Iowa		2	3
						37	A	Maryland		2	6	96	H	Iowa		2	1
						43	A	Nebraska		6	3	97	A	Notre Dame		1	2
						43	A	Nebraska		2	5						
						43	A	Nebraska		7	8						
<hr/>																	
LAST 10 GAMES																	
						43	A	Nebraska		7	8	96	H	Iowa		4	9
						43	A	Nebraska		2	5	96	H	Iowa		2	1
						43	A	Nebraska		6	3	96	H	Iowa		2	3
						187	H	Eastern Mich.		11	6	204	A	Northwestern		13	5
						234	N	Western Mich.		7	6	204	A	Northwestern		2	3

Non-Div. I Games:

Michigan St.

RPI	S	Opponent	Score	
267	A	Abilene Christian	14	5
267	A	Abilene Christian	19	7
267	A	Abilene Christian	9	7
267	A	Abilene Christian	9	2

Michigan St.

M
i
c
h
i
g
a
n
s
t
.

M
i
c
h
i
g
a
n
s
t
.

Average RPI Win:		111	WON-LOST RECORD		WINNING PCT. RANK		LAST 10 GAMES		STRENGTH OF SCHEDULE		OPP. STRENGTH OF SCHEDULE		TEAM RPI		ADJ RPI		CONF. RPI		ADJ CONF. RPI				
DIV. I ONLY			27-25-0		.51923 134		6-4-0		68		53		82		.53166 82		5		5				
DIV. I NON-CONF.			18-13-0		.58065 99		3-0-0		123		92		78		.53534 78		5		5				
TOTALS		RPI 1-25		RPI 26-50		W-L RECORDS		RPI 51-100		RPI 101-150		RPI 150+											
27-25-0		5-4-0		3-5-0		OVERALL		5-7-0		5-3-0		9-6-0											
15-11-0		3-2-0		1-0-0		HOME		3-6-0		3-1-0		5-2-0											
12-14-0		2-2-0		2-5-0		AWAY		2-1-0		2-2-0		4-4-0											
0-0-0		0-0-0		0-0-0		NEUTRAL		0-0-0		0-0-0		0-0-0											
18-13-0		2-1-0		2-3-0		NON-CONFERENCE		0-0-0		5-3-0		9-6-0											
11-3-0		2-0-0		1-0-0		HOME		0-0-0		3-1-0		5-2-0											
7-10-0		0-1-0		1-0-		AWAY		0-0-0		2-2-0		4-4-0											
0-0-0		0-0-0		0-0-0		NEUTRAL		0-0-0		0-0-0		0-0-0											
9-12-0		3-3-0		1-2-0		CONFERENCE		5-7-0		0-0-0		0-0-0											
4-8-0		1-2-0		0-0-0		HOME		3-6-0		0-0-0		0-0-0											
5-4-0		2-1-0		1-2-0		AWAY		2-1-0		0-0-0		0-0-0											
0-0-0		0-0-0		0-0-0		NEUTRAL		0-0-0		0-0-0		0-0-0											
RPI	S	Opponent		Score		RPI	S	Opponent		Score		RPI	S	Opponent		Score							
3	H	Louisville		6	3	33	A	Indiana		2	3	79	H	Tulane		11	1	102	H	Western Caro.		9	4
7	A	Kentucky		7	13	33	H	Indiana		6	1	79	H	Tulane		2	6	103	A	Wright St.		11	8
7	H	Kentucky		2	1	39	A	UConn		4	6	79	H	Tulane		8	16	103	H	Wright St.		4	2
19	A	South Fla.		9	3	39	A	UConn		5	4	85	H	East Carolina		0	6	106	H	Xavier		1	9
19	A	South Fla.		3	2	39	A	UConn		2	3	85	H	East Carolina		3	14	106	H	Xavier		10	8
19	A	South Fla.		2	4	44	A	Tennessee		2	6	85	H	East Carolina		8	2	142	A	Col. of Charleston		3	5
25	H	UCF		2	16	44	A	Tennessee		2	1	94	A	Memphis		2	1	142	A	Col. of Charleston		3	4
25	H	UCF		1	3	44	A	Tennessee		1	2	94	A	Memphis		13	6	142	A	Col. of Charleston		5	4
25	H	UCF		8	5							94	A	Memphis		4	9	151	A	Ohio St.		7	1
												94	H	Memphis		5	7	178	H	Northeastern		3	6
												94	H	Memphis		5	7	178	H	Northeastern		4	2
												94	H	Memphis		4	3	178	H	Northeastern		10	8
																		186	A	Arkansas St.		1	5
																		186	A	Arkansas St.		11	4
																		186	A	Arkansas St.		4	5
																		221	A	Miami (OH)		8	6
																		221	H	Miami (OH)		1	0
																		225	A	Northwestern St.		2	3
																		225	A	Northwestern St.		2	6
																		225	A	Northwestern St.		3	2
																		227	H	Northern Ky.		13	7
																		227	H	Northern Ky.		2	3
																		227	H	Northern Ky.		9	1
				LAST 10 GAMES																			
				25	H	UCF		8	5	94	A	Memphis		2	1								
				25	H	UCF		1	3	94	A	Memphis		13	6								
				25	H	UCF		2	16	94	A	Memphis		4	9								
				102	H	Western Caro.		9	4	103	A	Wright St.		11	8								
				106	H	Xavier		10	8	39	A	UConn		2	3								

Non-Div. I Games:

Cincinnati

Average RPI Win: 166		WON-LOST	WINNING	LAST 10	STRENGTH OF		OPP. STRENGTH	TEAM	ADJ		CONF.	ADJ CONF.					
Average RPI Loss: 149		RECORD	PCT. RANK	GAMES	SCHEDULE		OF SCHEDULE	RPI	RPI		RPI	RPI					
DIV. I ONLY		29-20-0	.59184	80	7-3-0		129	150	83	.53079	83	18	18				
DIV. I NON-CONF.		14-13-0	.51852	136	1-2-0		111	114	99	.52433	99	18	18				
<hr/>																	
TOTALS		RPI 1-25		RPI 26-50		W-L RECORDS		RPI 51-100		RPI 101-150		RPI 150+					
29-20-0		0-2-0		0-2-0		OVERALL		4-0-0		3-2-0		22-14-0					
15-6-0		0-0-0		0-0-0		HOME		0-0-0		3-0-0		12-6-0					
13-11-0		0-2-0		0-2-0		AWAY		4-0-0		0-0-0		9-7-0					
1-3-0		0-0-0		0-0-0		NEUTRAL		0-0-0		0-2-0		1-1-0					
<hr/>																	
14-13-0		0-2-0		0-2-0		NON-CONFERENCE		1-0-0		0-2-0		13-7-0					
7-2-0		0-0-0		0-0-0		HOME		0-0-0		0-0-0		7-2-0					
6-8-0		0-2-0		0-0-		AWAY		1-0-0		0-0-0		5-4-0					
1-3-0		0-0-0		0-0-0		NEUTRAL		0-0-0		0-2-0		1-1-0					
<hr/>																	
15-7-0		0-0-0		0-0-0		CONFERENCE		3-0-0		3-0-0		9-7-0					
8-4-0		0-0-0		0-0-0		HOME		0-0-0		3-0-0		5-4-0					
7-3-0		0-0-0		0-0-0		AWAY		3-0-0		0-0-0		4-3-0					
0-0-0		0-0-0		0-0-0		NEUTRAL		0-0-0		0-0-0		0-0-0					
<hr/>																	
RPI	S	Opponent		Score		RPI	S	Opponent		Score		RPI	S	Opponent		Score	
2	A	North Carolina		0	11	30	A	South Carolina		6	8	54	A	Liberty		5	3
8	A	Clemson		5	6	46	A	Coastal Caro.		3	8	54	A	Liberty		13	2
												54	A	Liberty		11	4
												84	A	Charlotte		3	2
														129 N San Francisco		6	11
														132 H High Point		4	0
														132 H High Point		7	3
														132 H High Point		12	5
														143 N Davidson		6	7
														152 A Wofford		10	6
														152 H Wofford		4	3
														155 H Canisius		5	9
														155 H Canisius		2	1
														155 H Canisius		3	1
														157 H Presbyterian		5	9
														157 H Presbyterian		0	5
														157 H Presbyterian		1	3
														162 A Kennesaw St.		3	8
														162 A Kennesaw St.		4	3
														162 A Kennesaw St.		1	13
														165 A Creighton		4	0
														165 A Creighton		1	7
														165 A Creighton		2	1
														175 H Gardner-Webb		7	6
														175 H Gardner-Webb		3	1
														175 H Gardner-Webb		3	1
														182 N Albany (NY)		9	7
														182 N Albany (NY)		2	3
														193 H Maine		3	2
														193 H Maine		12	5
														193 H Maine		12	5
LAST 10 GAMES																	
						210	H	Campbell		3	2	175	H	Gardner-Webb		3	1
						210	H	Campbell		5	11	175	H	Gardner-Webb		3	1
						210	H	Campbell		7	5	175	H	Gardner-Webb		7	6
						143	N	Davidson		6	7	197	H	N.C. A&T		4	7
						152	H	Wofford		4	3	259	A	Longwood		7	3

Non-Div. I Games:

Winthrop

RPI	S	Opponent	Score	
197	A	N.C. A&T	11	4
197	H	N.C. A&T	4	7
208	A	UNC Asheville	3	4
208	A	UNC Asheville	8	0
208	A	UNC Asheville	1	0
210	H	Campbell	3	2
210	H	Campbell	7	5
210	H	Campbell	5	11
228	A	The Citadel	8	34
228	H	The Citadel	6	4
231	A	Charleston So.	2	4
259	A	Longwood	7	9
259	A	Longwood	7	3
259	A	Longwood	15	4

Winthrop

W
i
n
t
h
r
o
p

W
i
n
t
h
r
o
p

Average RPI Win: 128		WON-LOST	WINNING	LAST 10	STRENGTH OF		OPP. STRENGTH	TEAM	ADJ		CONF.	ADJ CONF.
Average RPI Loss: 78		RECORD	PCT. RANK	GAMES	SCHEDULE		OF SCHEDULE	RPI	RPI		RPI	RPI
DIV. I ONLY		28-22-0	.56	99	4-6-0		77	51	84		6	6
DIV. I NON-CONF.		13-10-0	.56522	106	1-0-0		65	49	92		6	6
TOTALS		RPI 1-25	RPI 26-50		W-L RECORDS		RPI 51-100		RPI 101-150		RPI 150+	
28-22-0		3-2-0	4-5-0		OVERALL		5-11-0		5-1-0		11-3-0	
17-14-0		2-2-0	2-2-0		HOME		2-8-0		5-1-0		6-1-0	
11-8-0		1-0-0	2-3-0		AWAY		3-3-0		0-0-0		5-2-0	
0-0-0		0-0-0	0-0-0		NEUTRAL		0-0-0		0-0-0		0-0-0	
13-10-0		3-2-0	1-2-0		NON-CONFERENCE		1-3-0		2-1-0		6-2-0	
10-6-0		2-2-0	0-1-0		HOME		0-1-0		2-1-0		6-1-0	
3-4-0		1-0-0	1-0-		AWAY		1-2-0		0-0-0		0-1-0	
0-0-0		0-0-0	0-0-0		NEUTRAL		0-0-0		0-0-0		0-0-0	
15-12-0		0-0-0	3-3-0		CONFERENCE		4-8-0		3-0-0		5-1-0	
7-8-0		0-0-0	2-1-0		HOME		2-7-0		3-0-0		0-0-0	
8-4-0		0-0-0	1-2-0		AWAY		2-1-0		0-0-0		5-1-0	
0-0-0		0-0-0	0-0-0		NEUTRAL		0-0-0		0-0-0		0-0-0	
RPI S	Opponent	Score	RPI S	Opponent	Score	RPI S	Opponent	Score	RPI S	Opponent	Score	
9 A	Wake Forest	6 1	30 A	South Carolina	4 5	60 H	Rice	8 11	106 H	Xavier	7 1	
9 H	Wake Forest	4 13	34 H	Louisiana Tech	4 2	60 H	Rice	0 8	106 H	Xavier	6 7	
20 H	West Virginia	13 2	34 H	Louisiana Tech	7 12	60 H	Rice	4 6	106 H	Xavier	2 1	
20 H	West Virginia	6 3	34 H	Louisiana Tech	13 7	73 H	Fla. Atlantic	10 13	117 H	Middle Tenn.	12 5	
20 H	West Virginia	3 6	40 A	North Carolina St.	6 5	73 H	Fla. Atlantic	4 7	117 H	Middle Tenn.	7 4	
			40 H	North Carolina St.	10 15	73 H	Fla. Atlantic	11 5	117 H	Middle Tenn.	10 2	
			41 A	Old Dominion	0 3	74 A	FIU	8 7	162 H	Kennesaw St.	16 1	
			41 A	Old Dominion	0 2	74 A	FIU	4 0	172 A	UAB	3 0	
			41 A	Old Dominion	3 1	74 A	FIU	4 5	172 A	UAB	2 3	
						83 H	Winthrop	2 3	172 A	UAB	17 5	
						85 A	East Carolina	0 3	197 A	N.C. A&T	5 6	
						85 A	East Carolina	2 0	197 H	N.C. A&T	6 12	
						85 A	East Carolina	7 10	208 H	UNC Asheville	14 5	
						91 H	UTSA	0 5	240 A	Western Ky.	3 1	
						91 H	UTSA	8 3	240 A	Western Ky.	6 4	
						91 H	UTSA	3 5	240 A	Western Ky.	16 5	
									246 H	Rider	12 2	
									246 H	Rider	12 2	
									246 H	Rider	13 2	
									246 H	Rider	4 2	
LAST 10 GAMES												
			91 H	UTSA	3 5	60 H	Rice	4 6				
			91 H	UTSA	8 3	172 A	UAB	3 0				
			91 H	UTSA	0 5	172 A	UAB	17 5				
			60 H	Rice	8 11	172 A	UAB	2 3				
			60 H	Rice	0 8	162 H	Kennesaw St.	16 1				

Non-Div. I Games:

Charlotte

Average RPI Win:	150	WON-LOST RECORD	WINNING PCT. RANK	LAST 10 GAMES	STRENGTH OF SCHEDULE	OPP. STRENGTH OF SCHEDULE	TEAM RPI	ADJ RPI	CONF. RPI	ADJ CONF. RPI					
DIV. I ONLY		27-25-0	.51923	134	5-5-0	45	37	85	.5304	85	5	5			
DIV. I NON-CONF.		21-10-0	.67742	47	1-0-0	81	53	48	.55436	48	5	5			
<hr/>															
TOTALS	RPI 1-25	RPI 26-50		W-L RECORDS		RPI 51-100		RPI 101-150		RPI 150+					
27-25-0	0-8-0	1-13-0		OVERALL		9-4-0		7-0-0		10-0-0					
19-14-0	0-4-0	1-7-0		HOME		7-3-0		3-0-0		8-0-0					
8-11-0	0-4-0	0-6-0		AWAY		2-1-0		4-0-0		2-0-0					
0-0-0	0-0-0	0-0-0		NEUTRAL		0-0-0		0-0-0		0-0-0					
21-10-0	0-2-0	1-7-0		NON-CONFERENCE		3-1-0		7-0-0		10-0-0					
15-6-0	0-1-0	1-4-0		HOME		3-1-0		3-0-0		8-0-0					
6-4-0	0-1-0	0-0-		AWAY		0-0-0		4-0-0		2-0-0					
0-0-0	0-0-0	0-0-0		NEUTRAL		0-0-0		0-0-0		0-0-0					
6-15-0	0-6-0	0-6-0		CONFERENCE		6-3-0		0-0-0		0-0-0					
4-8-0	0-3-0	0-3-0		HOME		4-2-0		0-0-0		0-0-0					
2-7-0	0-3-0	0-3-0		AWAY		2-1-0		0-0-0		0-0-0					
0-0-0	0-0-0	0-0-0		NEUTRAL		0-0-0		0-0-0		0-0-0					
<hr/>															
RPI	S	Opponent	Score	RPI	S	Opponent	Score	RPI	S	Opponent	Score	RPI	S	Opponent	Score
2	A	North Carolina	2 3	26	A	Houston	3 17	54	H	Liberty	8 6	102	H	Western Caro.	5 4
2	H	North Carolina	2 6	26	A	Houston	1 8	79	H	Tulane	4 5	118	A	Duke	9 4
19	A	South Fla.	4 5	26	A	Houston	6 9	79	H	Tulane	5 3	118	H	Duke	5 1
19	A	South Fla.	6 8	29	H	St. John's (NY)	7 4	79	H	Tulane	15 8	142	A	Col. of Charleston	15 12
19	A	South Fla.	3 6	32	A	Ole Miss	4 5	82	A	Cincinnati	6 0	142	A	Col. of Charleston	12 7
25	H	UCF	0 7	32	A	Ole Miss	6 8	82	A	Cincinnati	2 8	149	A	UNCW	9 5
25	H	UCF	7 8	32	A	Ole Miss	2 3	82	A	Cincinnati	14 3	149	H	UNCW	10 2
25	H	UCF	4 9	39	H	UConn	2 3	84	H	Charlotte	3 0	180	H	Appalachian St.	4 0
				39	H	UConn	2 3	84	H	Charlotte	10 7	201	A	Elon	11 7
				39	H	UConn	1 5	84	H	Charlotte	0 2	201	H	Elon	7 2
				40	H	North Carolina St.	0 6	94	H	Memphis	11 4	210	A	Campbell	10 0
				48	H	Mercer	7 10	94	H	Memphis	3 7	244	H	Towson	9 4
				48	H	Mercer	5 7	94	H	Memphis	3 2	244	H	Towson	12 7
				48	H	Mercer	2 8					244	H	Towson	8 5
												280	H	La Salle	12 1
												280	H	La Salle	8 4
												280	H	La Salle	7 3
<hr/>															
				LAST 10 GAMES											
				94	H	Memphis	3 2	19	A	South Fla.	4 5				
				94	H	Memphis	3 7	19	A	South Fla.	6 8				
				94	H	Memphis	11 4	79	H	Tulane	5 3				
				118	H	Duke	5 1	79	H	Tulane	4 5				
				19	A	South Fla.	3 6	79	H	Tulane	15 8				

Non-Div. I Games:

East Carolina

Average RPI Win: 165		WON-LOST	WINNING	LAST 10	STRENGTH OF		OPP. STRENGTH	TEAM	ADJ		CONF.	ADJ CONF.			
Average RPI Loss: 106		RECORD	PCT. RANK	GAMES	SCHEDULE		OF SCHEDULE	RPI	RPI		RPI	RPI			
DIV. I ONLY		30-23-0	.56604	96	7-3-0		100	134	86	.52964	86	27	27		
DIV. I NON-CONF.		15-15-0	.5	144	2-3-0		12	39	56	.54892	56	29	29		
TOTALS		RPI 1-25	RPI 26-50		W-L RECORDS		RPI 51-100		RPI 101-150		RPI 150+				
30-23-0		0-2-0	0-0-0		OVERALL		10-11-0		5-6-0		15-4-0				
20-7-0		0-1-0	0-0-0		HOME		7-2-0		3-3-0		10-1-0				
10-16-0		0-1-0	0-0-0		AWAY		3-9-0		2-3-0		5-3-0				
0-0-0		0-0-0	0-0-0		NEUTRAL		0-0-0		0-0-0		0-0-0				
15-15-0		0-2-0	0-0-0		NON-CONFERENCE		10-11-0		3-2-0		2-0-0				
11-4-0		0-1-0	0-0-0		HOME		7-2-0		2-1-0		2-0-0				
4-11-0		0-1-0	0-0-		AWAY		3-9-0		1-1-0		0-0-0				
0-0-0		0-0-0	0-0-0		NEUTRAL		0-0-0		0-0-0		0-0-0				
15-8-0		0-0-0	0-0-0		CONFERENCE		0-0-0		2-4-0		13-4-0				
9-3-0		0-0-0	0-0-0		HOME		0-0-0		1-2-0		8-1-0				
6-5-0		0-0-0	0-0-0		AWAY		0-0-0		1-2-0		5-3-0				
0-0-0		0-0-0	0-0-0		NEUTRAL		0-0-0		0-0-0		0-0-0				
RPI S	Opponent	Score		RPI S	Opponent	Score		RPI S	Opponent	Score		RPI S	Opponent	Score	
25 A	UCF	1	5					54 A	Liberty	5	4	109 A	North Florida	10	2
25 H	UCF	4	5					54 A	Liberty	3	4	109 H	North Florida	4	5
								54 A	Liberty	1	6	113 A	Florida A&M	8	1
								55 A	FGCU	13	7	113 A	Florida A&M	9	10
								55 A	FGCU	4	7	113 A	Florida A&M	1	3
								55 A	FGCU	3	8	113 H	Florida A&M	3	4
								61 A	Miami (FL)	5	6	113 H	Florida A&M	5	1
								61 A	Miami (FL)	7	3	113 H	Florida A&M	6	11
								61 A	Miami (FL)	1	7	119 H	Dartmouth	9	2
								73 A	Fla. Atlantic	6	9	147 A	Stetson	2	9
								73 H	Fla. Atlantic	6	12	147 H	Stetson	9	8
								74 A	FIU	1	3	163 H	Fairfield	9	5
								74 H	FIU	5	3	163 H	Fairfield	7	5
								80 A	Jacksonville	9	24	197 A	N.C. A&T	5	6
								80 H	Jacksonville	5	4	197 A	N.C. A&T	10	4
								87 H	Boston College	3	2	197 A	N.C. A&T	10	5
								87 H	Boston College	6	5	197 H	N.C. A&T	9	6
								87 H	Boston College	2	1	197 H	N.C. A&T	13	1
								95 H	Tennessee Tech	3	1	197 H	N.C. A&T	1	6
								95 H	Tennessee Tech	0	5	255 A	N.C. Central	6	0
												255 A	N.C. Central	2	10
												255 H	N.C. Central	15	5
												255 H	N.C. Central	7	5
												255 H	N.C. Central	13	1
												287 A	Savannah St.	8	4
												287 A	Savannah St.	1	0
												287 A	Savannah St.	7	8

Non-Div. I Games:

Bethune-Cookman

RPI	S	Opponent	Score		RPI	S	Opponent	Score	
95	H	Tennessee Tech	5	4	287	H	Savannah St.	16	0
					287	H	Savannah St.	10	5
					287	H	Savannah St.	9	5
61	A	Miami (FL)	5	6					
74	H	FIU	5	3					
147	A	Stetson	2	9					
197	H	N.C. A&T	9	6					
197	H	N.C. A&T	13	1					

Bethune-Cookman

B
e
t
h
u
n
e
-
C
o
o
k
m
a
n

B
e
t
h
u
n
e
-
C
o
o
k
m
a
n

Average RPI Win: 153		WON-LOST	WINNING	LAST 10	STRENGTH OF		OPP. STRENGTH	TEAM	ADJ		CONF.	ADJ CONF.
Average RPI Loss: 56		RECORD	PCT. RANK	GAMES	SCHEDULE		OF SCHEDULE	RPI	RPI		RPI	RPI
DIV. I ONLY		21-26-0	.44681	197	39		38	87	.52947		87	3
DIV. I NON-CONF.		13-7-0	.65	59	240		208	93	.52693		93	4
TOTALS		RPI 1-25	RPI 26-50		W-L RECORDS		RPI 51-100		RPI 101-150		RPI 150+	
21-26-0		1-12-0	4-2-0		OVERALL		1-5-0		3-5-0		12-2-0	
8-8-0		0-6-0	3-0-0		HOME		1-2-0		0-0-0		4-0-0	
7-16-0		1-6-0	1-2-0		AWAY		0-3-0		2-5-0		3-0-0	
6-2-0		0-0-0	0-0-0		NEUTRAL		0-0-0		1-0-0		5-2-0	
13-7-0		0-1-0	0-0-0		NON-CONFERENCE		0-3-0		1-1-0		12-2-0	
4-0-0		0-0-0	0-0-0		HOME		0-0-0		0-0-0		4-0-0	
3-5-0		0-1-0	0-0-		AWAY		0-3-0		0-1-0		3-0-0	
6-2-0		0-0-0	0-0-0		NEUTRAL		0-0-0		1-0-0		5-2-0	
8-19-0		1-11-0	4-2-0		CONFERENCE		1-2-0		2-4-0		0-0-0	
4-8-0		0-6-0	3-0-0		HOME		1-2-0		0-0-0		0-0-0	
4-11-0		1-5-0	1-2-0		AWAY		0-0-0		2-4-0		0-0-0	
0-0-0		0-0-0	0-0-0		NEUTRAL		0-0-0		0-0-0		0-0-0	
RPI S	Opponent	Score	RPI S	Opponent	Score	RPI S	Opponent	Score	RPI S	Opponent	Score	
2 H	North Carolina	7 17	28 A	Florida St.	8 5	61 H	Miami (FL)	5 14	114 A	Virginia Tech	3 4	
2 H	North Carolina	3 15	28 A	Florida St.	1 11	61 H	Miami (FL)	0 3	114 A	Virginia Tech	6 10	
2 H	North Carolina	4 16	28 A	Florida St.	0 13	61 H	Miami (FL)	9 2	114 A	Virginia Tech	4 16	
3 A	Louisville	4 6	40 H	North Carolina St.	8 3	86 A	Bethune-Cookman	5 6	118 A	Duke	3 1	
3 A	Louisville	3 5	40 H	North Carolina St.	2 1	86 A	Bethune-Cookman	1 2	118 A	Duke	15 6	
3 A	Louisville	0 6	40 H	North Carolina St.	1 0	86 A	Bethune-Cookman	2 3	118 A	Duke	2 9	
8 H	Clemson	0 1							119 A	Dartmouth	3 8	
8 H	Clemson	2 8							122 N	Central Mich.	5 4	
8 H	Clemson	0 2							154 N	Ball St.	1 4	
9 A	Wake Forest	5 15							178 A	Northeastern	10 7	
9 A	Wake Forest	8 0							178 A	Northeastern	5 1	
9 A	Wake Forest	2 5							185 A	UMass Lowell	6 1	
17 A	Oklahoma	4 5							187 H	Harvard	8 5	
									187 N	Harvard	3 2	
									203 N	Georgetown	3 4	
									222 N	Toledo	6 5	
									239 H	Quinnipiac	5 1	
									239 H	Quinnipiac	3 0	
									256 N	Villanova	10 3	
									256 N	Villanova	7 1	
									258 N	Northern Ill.	9 1	
									262 H	Massachusetts	13 1	
LAST 10 GAMES												
239 H	Quinnipiac	3 0	185 A	UMass Lowell	6 1							
239 H	Quinnipiac	5 1	61 H	Miami (FL)	9 2							
9 A	Wake Forest	2 5	61 H	Miami (FL)	5 14							
9 A	Wake Forest	8 0	61 H	Miami (FL)	0 3							
9 A	Wake Forest	5 15	40 H	North Carolina St.	1 0							

Non-Div. I Games:

Boston College

Average RPI Win: 108		WON-LOST	WINNING	LAST 10	STRENGTH OF		OPP. STRENGTH	TEAM	ADJ		CONF.	ADJ CONF.			
Average RPI Loss: 61		RECORD	PCT. RANK	GAMES	SCHEDULE		OF SCHEDULE	RPI	RPI		RPI	RPI			
DIV. I ONLY		22-26-0	.45833	184	4-6-0		15	34	88	.5288	88	4			
DIV. I NON-CONF.		13-9-0	.59091	95	0-0-0		10	110	59	.54558	59	3			
TOTALS		RPI 1-25	RPI 26-50		W-L RECORDS		RPI 51-100		RPI 101-150		RPI 150+				
22-26-0		6-8-0	0-2-0		OVERALL		4-12-0		5-2-0		7-2-0				
17-13-0		4-5-0	0-2-0		HOME		2-5-0		4-0-0		7-1-0				
5-13-0		2-3-0	0-0-0		AWAY		2-7-0		1-2-0		0-1-0				
0-0-0		0-0-0	0-0-0		NEUTRAL		0-0-0		0-0-0		0-0-0				
13-9-0		4-2-0	0-2-0		NON-CONFERENCE		1-3-0		1-0-0		7-2-0				
12-6-0		3-0-0	0-2-0		HOME		1-3-0		1-0-0		7-1-0				
1-3-0		1-2-0	0-0-		AWAY		0-0-0		0-0-0		0-1-0				
0-0-0		0-0-0	0-0-0		NEUTRAL		0-0-0		0-0-0		0-0-0				
9-17-0		2-6-0	0-0-0		CONFERENCE		3-9-0		4-2-0		0-0-0				
5-7-0		1-5-0	0-0-0		HOME		1-2-0		3-0-0		0-0-0				
4-10-0		1-1-0	0-0-0		AWAY		2-7-0		1-2-0		0-0-0				
0-0-0		0-0-0	0-0-0		NEUTRAL		0-0-0		0-0-0		0-0-0				
RPI S	Opponent	Score		RPI S	Opponent	Score		RPI S	Opponent	Score		RPI S	Opponent	Score	
1 H	Oregon St.	0	2	42 H	Cal St. Fullerton	4	13	56 H	Loyola Marymount	2	1	105 A	Southern California	4	5
1 H	Oregon St.	0	4	42 H	Cal St. Fullerton	4	10	56 H	Loyola Marymount	2	3	105 A	Southern California	4	7
1 H	Oregon St.	1	10					56 H	Loyola Marymount	5	8	105 A	Southern California	7	0
6 A	TCU	4	8					59 H	UCLA	4	17	110 H	New Mexico St.	12	5
6 A	TCU	2	5					59 H	UCLA	3	9	116 H	Washington St.	6	5
6 A	TCU	13	9					59 H	UCLA	5	4	116 H	Washington St.	10	7
10 H	Stanford	9	6					66 A	Washington	8	5	116 H	Washington St.	5	4
10 H	Stanford	5	7					66 A	Washington	0	4	179 H	CSU Bakersfield	4	2
10 H	Stanford	8	13					66 A	Washington	0	4	179 H	CSU Bakersfield	12	6
15 A	Arizona	2	11					67 H	Oklahoma St.	4	18	179 H	CSU Bakersfield	6	8
15 A	Arizona	14	13					71 A	Oregon	0	2	204 H	Northwestern	6	2
21 H	Long Beach St.	7	6					71 A	Oregon	4	3	204 H	Northwestern	3	1
21 H	Long Beach St.	8	5					71 A	Oregon	2	3	204 H	Northwestern	4	3
21 H	Long Beach St.	9	4					78 A	California	2	10	245 A	UNLV	12	13
								78 A	California	4	6	245 H	UNLV	5	3
								78 A	California	6	9	245 H	UNLV	5	4
				LAST 10 GAMES											
				66 A	Washington	0	4	10 H	Stanford	8	13				
				66 A	Washington	8	5	10 H	Stanford	5	7				
				66 A	Washington	0	4	71 A	Oregon	2	3				
				15 A	Arizona	14	13	71 A	Oregon	4	3				
				10 H	Stanford	9	6	71 A	Oregon	0	2				

Non-Div. I Games:

Arizona St.

Average RPI Win:		165	WON-LOST		WINNING		LAST 10		STRENGTH OF		OPP. STRENGTH		TEAM		ADJ		CONF.		ADJ CONF.					
Average RPI Loss:		149	RECORD		PCT. RANK		GAMES		SCHEDULE		OF SCHEDULE		RPI		RPI		RPI		RPI					
DIV. I ONLY			36-16-0		.69231		21		7-3-0		249		73		89		.52678		89		19		19	
DIV. I NON-CONF.			17-8-0		.68		42		1-0-0		192		6		66		.54067		66		16		16	
TOTALS		RPI 1-25		RPI 26-50		W-L RECORDS		RPI 51-100		RPI 101-150		RPI 150+												
36-16-0		2-0-0		2-3-0		OVERALL		4-1-0		7-4-0		21-8-0												
17-9-0		1-0-0		1-3-0		HOME		1-1-0		4-2-0		10-3-0												
18-7-0		1-0-0		1-0-0		AWAY		2-0-0		3-2-0		11-5-0												
1-0-0		0-0-0		0-0-0		NEUTRAL		1-0-0		0-0-0		0-0-0												
17-8-0		2-0-0		1-1-0		NON-CONFERENCE		4-1-0		7-4-0		3-2-0												
9-5-0		1-0-0		0-1-0		HOME		1-1-0		4-2-0		3-1-0												
7-3-0		1-0-0		1-0-		AWAY		2-0-0		3-2-0		0-1-0												
1-0-0		0-0-0		0-0-0		NEUTRAL		1-0-0		0-0-0		0-0-0												
19-8-0		0-0-0		1-2-0		CONFERENCE		0-0-0		0-0-0		18-6-0												
8-4-0		0-0-0		1-2-0		HOME		0-0-0		0-0-0		7-2-0												
11-4-0		0-0-0		0-0-0		AWAY		0-0-0		0-0-0		11-4-0												
0-0-0		0-0-0		0-0-0		NEUTRAL		0-0-0		0-0-0		0-0-0												
RPI	S	Opponent		Score		RPI	S	Opponent		Score		RPI	S	Opponent		Score		RPI	S	Opponent		Score		
21	A	Long Beach St.		6 2		42	A	Cal St. Fullerton		5 4		51	A	San Diego		10 1		105	A	Southern California		0 2		
21	H	Long Beach St.		12 5		44	H	Tennessee		4 8		59	A	UCLA		8 6		105	H	Southern California		0 1		
						49	H	New Mexico		6 11		59	N	UCLA		5 4		121	A	UC Santa Barbara		5 6		
						49	H	New Mexico		10 12		76	H	Seton Hall		5 10		121	A	UC Santa Barbara		5 3		
						49	H	New Mexico		4 0		97	H	Notre Dame		7 6		121	A	UC Santa Barbara		5 4		
																		126	H	Cal Poly		6 4		
																		126	H	Cal Poly		2 0		
																		126	H	Cal Poly		5 0		
																		129	H	San Francisco		4 2		
																		138	A	UC Riverside		10 1		
																		138	H	UC Riverside		4 7		
																		159	A	Fresno St.		5 4		
																		159	A	Fresno St.		12 0		
																		159	A	Fresno St.		7 8		
																		164	A	UC Irvine		5 7		
																		164	H	UC Irvine		9 3		
																		206	A	Air Force		17 5		
																		206	A	Air Force		18 11		
																		206	A	Air Force		1 9		
																		212	A	Nevada		3 7		
																		212	A	Nevada		7 2		
																		212	A	Nevada		7 3		
																		212	H	Nevada		6 3		
																		212	H	Nevada		1 3		
																		212	H	Nevada		7 2		
																		236	A	San Jose St.		5 3		
																		236	A	San Jose St.		6 5		
																		49	H	New Mexico		10 12		
																		49	H	New Mexico		6 11		
																		49	H	New Mexico		4 0		

RPI	S	Opponent	Score	
236	A	San Jose St.	8	4
236	H	San Jose St.	5	1
236	H	San Jose St.	5	4
236	H	San Jose St.	7	3
245	A	UNLV	16	3
245	A	UNLV	3	7
245	A	UNLV	20	6
245	H	UNLV	10	5
245	H	UNLV	13	5
245	H	UNLV	3	5
250	H	Pacific	1	5
250	H	Pacific	11	5
250	H	Pacific	11	0

San Diego St.

S
a
n
D
i
e
g
o
S
t
.

S
a
n
D
i
e
g
o
S
t
.

U
T
A
r
l
i
n
g
t
o
n

RPI	S	Opponent	Score	
242	H	Milwaukee	2	5
267	A	Abilene Christian	5	4
267	H	Abilene Christian	1	9

UT Arlington

U
T
A
r
l
i
n
g
t
o
n

U
T
A
r
l
i
n
g
t
o
n

Average RPI Win: 120		WON-LOST RECORD		WINNING PCT. RANK		LAST 10 GAMES		STRENGTH OF SCHEDULE		OPP. STRENGTH OF SCHEDULE		TEAM RPI		ADJ RPI		CONF. RPI		ADJ CONF. RPI				
DIV. I ONLY		28-22-0		.56 99		6-4-0		116		58		91		.5261 91		6		6				
DIV. I NON-CONF.		13-10-0		.56522 106		1-1-0		163		100		149		.50219 149		6		6				
TOTALS		RPI 1-25		RPI 26-50		W-L RECORDS		RPI 51-100		RPI 101-150		RPI 150+										
28-22-0		2-2-0		3-3-0		OVERALL		9-8-0		7-2-0		7-7-0										
15-12-0		0-0-0		1-2-0		HOME		4-3-0		6-0-0		4-7-0										
13-10-0		2-2-0		2-1-0		AWAY		5-5-0		1-2-0		3-0-0										
0-0-0		0-0-0		0-0-0		NEUTRAL		0-0-0		0-0-0		0-0-0										
13-10-0		2-2-0		0-0-0		NON-CONFERENCE		3-2-0		3-0-0		5-6-0										
7-8-0		0-0-0		0-0-0		HOME		2-2-0		3-0-0		2-6-0										
6-2-0		2-2-0		0-0-		AWAY		1-0-0		0-0-0		3-0-0										
0-0-0		0-0-0		0-0-0		NEUTRAL		0-0-0		0-0-0		0-0-0										
15-12-0		0-0-0		3-3-0		CONFERENCE		6-6-0		4-2-0		2-1-0										
8-4-0		0-0-0		1-2-0		HOME		2-1-0		3-0-0		2-1-0										
7-8-0		0-0-0		2-1-0		AWAY		4-5-0		1-2-0		0-0-0										
0-0-0		0-0-0		0-0-0		NEUTRAL		0-0-0		0-0-0		0-0-0										
RPI	S	Opponent		Score		RPI	S	Opponent		Score		RPI	S	Opponent		Score						
4	A	Texas Tech		6	7	34	A	Louisiana Tech		8	4	52	H	Utah		3	17	104	A	Marshall	2	3
4	A	Texas Tech		3	2	34	A	Louisiana Tech		6	3	52	H	Utah		8	3	104	A	Marshall	11	12
4	A	Texas Tech		4	8	34	A	Louisiana Tech		0	6	52	H	Utah		1	7	104	A	Marshall	4	2
13	A	Baylor		15	9	41	H	Old Dominion		5	11	60	A	Rice		5	6	117	H	Middle Tenn.	10	9
						41	H	Old Dominion		1	9	60	A	Rice		4	7	117	H	Middle Tenn.	14	7
						41	H	Old Dominion		7	5	60	A	Rice		10	6	117	H	Middle Tenn.	3	2
												73	H	Fla. Atlantic		6	0	145	H	SFA	9	5
												73	H	Fla. Atlantic		0	10	145	H	SFA	10	5
												73	H	Fla. Atlantic		9	6	145	H	SFA	14	1
												74	A	FIU		10	5	183	A	Texas St.	9	1
												74	A	FIU		6	7	183	H	Texas St.	8	11
												74	A	FIU		3	4	194	A	A&M-Corpus Christi	7	3
												84	A	Charlotte		3	8	194	H	A&M-Corpus Christi	2	5
												84	A	Charlotte		5	3	239	H	Quinnipiac	12	1
												84	A	Charlotte		5	0	239	H	Quinnipiac	4	5
												99	A	Houston Baptist		18	6	239	H	Quinnipiac	10	12
												99	H	Houston Baptist		10	2	239	H	Quinnipiac	7	8
																		240	H	Western Ky.	3	4
																		240	H	Western Ky.	14	2
																		240	H	Western Ky.	7	1
																		274	A	Incarnate Word	9	4
																		274	H	Incarnate Word	16	0
																		285	H	Prairie View	5	6
				LAST 10 GAMES																		
				84	A	Charlotte	5	3	117	H	Middle Tenn.	14	7									
				84	A	Charlotte	3	8	117	H	Middle Tenn.	3	2									
				84	A	Charlotte	5	0	183	H	Texas St.	8	11									
				274	A	Incarnate Word	9	4	60	A	Rice	5	6									
				117	H	Middle Tenn.	10	9	60	A	Rice	4	7									

Non-Div. I Games:

UTSA

Average RPI Win: 94		WON-LOST RECORD		WINNING PCT. RANK		LAST 10 GAMES		STRENGTH OF SCHEDULE		OPP. STRENGTH OF SCHEDULE		TEAM RPI		ADJ RPI		CONF. RPI		ADJ CONF. RPI	
DIV. I ONLY		22-30-0		.42308 216		5-5-0		10		18		92		.52594 92		2		2	
DIV. I NON-CONF.		13-12-0		.52 135		1-0-0		92		112		136		.50634 136		2		2	
TOTALS		RPI 1-25		RPI 26-50		W-L RECORDS		RPI 51-100		RPI 101-150		RPI 150+							
22-30-0		5-15-0		3-5-0		OVERALL		6-3-0		2-3-0		6-4-0							
13-19-0		3-7-0		1-3-0		HOME		2-2-0		2-3-0		5-4-0							
8-11-0		2-8-0		2-2-0		AWAY		3-1-0		0-0-0		1-0-0							
1-0-0		0-0-0		0-0-0		NEUTRAL		1-0-0		0-0-0		0-0-0							
13-12-0		0-2-0		0-2-0		NON-CONFERENCE		5-1-0		2-3-0		6-4-0							
8-9-0		0-1-0		0-1-0		HOME		1-0-0		2-3-0		5-4-0							
4-3-0		0-1-0		0-0-		AWAY		3-1-0		0-0-0		1-0-0							
1-0-0		0-0-0		0-0-0		NEUTRAL		1-0-0		0-0-0		0-0-0							
9-18-0		5-13-0		3-3-0		CONFERENCE		1-2-0		0-0-0		0-0-0							
5-10-0		3-6-0		1-2-0		HOME		1-2-0		0-0-0		0-0-0							
4-8-0		2-7-0		2-1-0		AWAY		0-0-0		0-0-0		0-0-0							
0-0-0		0-0-0		0-0-0		NEUTRAL		0-0-0		0-0-0		0-0-0							
RPI	S	Opponent		Score		RPI	S	Opponent		Score		RPI	S	Opponent		Score			
5	H	Florida		3	6	44	A	Tennessee		5	6	63	H	Xavier		7	8		
5	H	Florida		4	6	44	A	Tennessee		3	1	63	H	Xavier		11	6		
5	H	Florida		3	4	44	A	Tennessee		7	5	63	H	Col. of Charleston		9	8		
7	A	Kentucky		5	3	45	H	Auburn		1	4	64	A	Georgia Tech		3	9		
7	A	Kentucky		6	3	45	H	Auburn		1	2	64	H	Georgia Tech		6	15		
7	A	Kentucky		4	7	45	H	Auburn		4	1	64	N	Georgia Tech		8	7		
8	A	Clemson		7	9	48	A	Mercer		5	6	72	A	Ga. Southern		1	2		
8	H	Clemson		0	4	48	H	Mercer		3	4	72	A	Ga. Southern		7	0		
12	A	LSU		6	7							72	A	Ga. Southern		4	3		
12	A	LSU		1	5														
12	A	LSU		9	22														
18	A	Arkansas		4	5														
18	A	Arkansas		4	14														
18	A	Arkansas		3	11														
22	H	Vanderbilt		5	10														
22	H	Vanderbilt		1	8														
22	H	Vanderbilt		1	0														
24	H	Mississippi St.		3	9														
24	H	Mississippi St.		4	1														
24	H	Mississippi St.		4	1														
LAST 10 GAMES																			
24	H	Mississippi St.		4	1	7	A	Kentucky		4	7								
24	H	Mississippi St.		4	1	7	A	Kentucky		5	3								
24	H	Mississippi St.		3	9	5	H	Florida		3	4								
64	N	Georgia Tech		8	7	5	H	Florida		3	6								
7	A	Kentucky		6	3	5	H	Florida		4	6								

Non-Div. I Games:

Georgia

Average RPI Win: 221		WON-LOST RECORD		WINNING PCT. RANK		LAST 10 GAMES		STRENGTH OF SCHEDULE		OPP. STRENGTH OF SCHEDULE		TEAM RPI		ADJ RPI		CONF. RPI		ADJ CONF. RPI	
DIV. I ONLY		36-14-0		.72 15		7-3-0		241		240		93		.52491 93		30		30	
DIV. I NON-CONF.		13-10-0		.56522 106		1-1-0		49		15		57		.54783 57		28		28	
TOTALS		RPI 1-25		RPI 26-50		W-L RECORDS		RPI 51-100		RPI 101-150		RPI 150+							
36-14-0		2-2-0		0-0-0		OVERALL		3-6-0		1-2-0		30-4-0							
21-5-0		1-1-0		0-0-0		HOME		2-3-0		1-0-0		17-1-0							
15-7-0		1-1-0		0-0-0		AWAY		1-2-0		0-1-0		13-3-0							
0-2-0		0-0-0		0-0-0		NEUTRAL		0-1-0		0-1-0		0-0-0							
13-10-0		2-2-0		0-0-0		NON-CONFERENCE		3-6-0		1-2-0		7-0-0							
7-4-0		1-1-0		0-0-0		HOME		2-3-0		1-0-0		3-0-0							
6-4-0		1-1-0		0-0-		AWAY		1-2-0		0-1-0		4-0-0							
0-2-0		0-0-0		0-0-0		NEUTRAL		0-1-0		0-1-0		0-0-0							
23-4-0		0-0-0		0-0-0		CONFERENCE		0-0-0		0-0-0		23-4-0							
14-1-0		0-0-0		0-0-0		HOME		0-0-0		0-0-0		14-1-0							
9-3-0		0-0-0		0-0-0		AWAY		0-0-0		0-0-0		9-3-0							
0-0-0		0-0-0		0-0-0		NEUTRAL		0-0-0		0-0-0		0-0-0							
RPI	S	Opponent		Score		RPI	S	Opponent		Score		RPI	S	Opponent		Score			
14	A	Missouri St.		3	1	57	H	DBU		7	3	146	A	Wichita St.		6	7		
14	H	Missouri St.		5	9	57	H	DBU		5	13	146	H	Wichita St.		7	4		
17	A	Oklahoma		2	6	57	H	DBU		7	9	150	N	Hawaii		4	6		
17	H	Oklahoma		3	2	58	A	Kansas		12	1	176	A	Alabama		6	3		
						58	H	Kansas		2	7	176	A	Alabama		5	4		
						67	A	Oklahoma St.		6	7	176	A	Alabama		5	2		
						67	H	Oklahoma St.		4	1	207	A	Little Rock		8	1		
						75	A	Minnesota		3	4	207	H	Little Rock		4	3		
						96	N	Iowa		5	7	207	H	Little Rock		10	4		
												207	H	Little Rock		8	3		
												248	A	South Dakota St.		14	5		
												248	A	South Dakota St.		2	5		
												248	A	South Dakota St.		8	6		
												248	H	South Dakota St.		11	5		
												248	H	South Dakota St.		6	2		
												248	H	South Dakota St.		7	6		
												249	A	North Dakota St.		2	3		
												249	A	North Dakota St.		7	10		
												249	A	North Dakota St.		4	0		
												249	H	North Dakota St.		9	1		
												249	H	North Dakota St.		8	2		
												249	H	North Dakota St.		5	1		
						279	H	Omaha		6	5	269	H	Western Ill.		1	0		
						279	H	Omaha		6	0	249	A	North Dakota St.		7	10		
						279	H	Omaha		8	0	67	H	Oklahoma St.		4	1		
						146	A	Wichita St.		6	7	298	H	Fort Wayne		11	2		
						249	A	North Dakota St.		4	0	298	H	Fort Wayne		10	0		

Non-Div. I Games:

Oral Roberts

RPI	S	Opponent	Score
279	A	Omaha	7 3
279	H	Omaha	6 0
279	H	Omaha	6 5
279	H	Omaha	8 0
298	A	Fort Wayne	14 2
298	A	Fort Wayne	15 1
298	A	Fort Wayne	3 1
298	H	Fort Wayne	15 1
298	H	Fort Wayne	11 2
298	H	Fort Wayne	10 0

Oral Roberts

Average RPI Win: 145		WON-LOST	WINNING	LAST 10	STRENGTH OF		OPP. STRENGTH	TEAM	ADJ	CONF.	ADJ CONF.
Average RPI Loss: 61		RECORD	PCT. RANK	GAMES	SCHEDULE		OF SCHEDULE	RPI	RPI	RPI	RPI
DIV. I ONLY		27-25-0	.51923	134	4-6-0		57	82	94	.52395	94
DIV. I NON-CONF.		20-11-0	.64516	61	1-0-0		131	177	103	.52342	103
TOTALS		RPI 1-25	RPI 26-50		W-L RECORDS		RPI 51-100		RPI 101-150		RPI 150+
27-25-0		4-8-0	4-7-0		OVERALL		6-6-0		0-2-0		13-2-0
17-14-0		1-3-0	3-4-0		HOME		3-3-0		0-2-0		10-2-0
9-11-0		3-5-0	1-3-0		AWAY		3-3-0		0-0-0		2-0-0
1-0-0		0-0-0	0-0-0		NEUTRAL		0-0-0		0-0-0		1-0-0
20-11-0		2-4-0	3-2-0		NON-CONFERENCE		2-1-0		0-2-0		13-2-0
14-8-0		0-1-0	2-2-0		HOME		2-1-0		0-2-0		10-2-0
5-3-0		2-3-0	1-0-		AWAY		0-0-0		0-0-0		2-0-0
1-0-0		0-0-0	0-0-0		NEUTRAL		0-0-0		0-0-0		1-0-0
7-14-0		2-4-0	1-5-0		CONFERENCE		4-5-0		0-0-0		0-0-0
3-6-0		1-2-0	1-2-0		HOME		1-2-0		0-0-0		0-0-0
4-8-0		1-2-0	0-3-0		AWAY		3-3-0		0-0-0		0-0-0
0-0-0		0-0-0	0-0-0		NEUTRAL		0-0-0		0-0-0		0-0-0
RPI S	Opponent	Score	RPI S	Opponent	Score	RPI S	Opponent	Score	RPI S	Opponent	Score
14 A	Missouri St.	5 9	26 H	Houston	10 8	72 H	Ga. Southern	6 7	117 H	Middle Tenn.	7 11
14 A	Missouri St.	6 5	26 H	Houston	3 13	72 H	Ga. Southern	5 2	117 H	Middle Tenn.	5 6
14 A	Missouri St.	5 4	26 H	Houston	8 9	72 H	Ga. Southern	9 8	158 A	Belmont	6 0
18 A	Arkansas	0 2	32 A	Ole Miss	9 6	82 A	Cincinnati	3 4	186 A	Arkansas St.	2 1
18 A	Arkansas	7 16	32 H	Ole Miss	2 1	82 A	Cincinnati	7 5	186 H	Arkansas St.	4 11
19 H	South Fla.	2 4	39 A	UConn	2 6	82 A	Cincinnati	7 5	190 H	Southern Ill.	2 1
19 H	South Fla.	6 11	39 A	UConn	0 4	82 H	Cincinnati	9 4	190 H	Southern Ill.	4 3
19 H	South Fla.	5 1	39 A	UConn	7 10	82 H	Cincinnati	6 13	190 H	Southern Ill.	2 3
24 H	Mississippi St.	3 8	44 H	Tennessee	5 8	82 H	Cincinnati	1 2	219 N	UT Martin	7 6
25 A	UCF	1 2	44 H	Tennessee	4 1	85 A	East Carolina	4 11	281 H	Illinois St.	3 1
25 A	UCF	4 7	44 H	Tennessee	0 10	85 A	East Carolina	7 3	281 H	Illinois St.	5 4
25 A	UCF	9 4				85 A	East Carolina	2 3	281 H	Illinois St.	12 11
LAST 10 GAMES									286 H	Alcorn	18 7
						85 A	East Carolina	2 3	292 H	Southern U.	5 3
						85 A	East Carolina	7 3	292 H	Southern U.	9 5
						85 A	East Carolina	4 11	292 H	Southern U.	11 1
						219 N	UT Martin	7 6	293 H	Mississippi Val.	13 4
						82 H	Cincinnati	1 2			
						82 H	Cincinnati	6 13			
						82 H	Cincinnati	9 4			
						25 A	UCF	1 2			
						25 A	UCF	9 4			
						25 A	UCF	4 7			

Non-Div. I Games:

Memphis

Average RPI Win:		193	WON-LOST RECORD		WINNING PCT. RANK		LAST 10 GAMES		STRENGTH OF SCHEDULE		OPP. STRENGTH OF SCHEDULE		TEAM RPI		ADJ RPI		CONF. RPI		ADJ CONF. RPI		
DIV. I ONLY			36-17-0		.67925 30		6-4-0		242		174		95		.52384 95		17		17		
DIV. I NON-CONF.			14-12-0		.53846 128		0-1-0		281		163		223		.46606 223		20		20		
TOTALS		RPI 1-25		RPI 26-50		W-L RECORDS		RPI 51-100		RPI 101-150		RPI 150+									
36-17-0		1-0-0		0-1-0		OVERALL		2-4-0		3-4-0		30-8-0									
21-5-0		0-0-0		0-0-0		HOME		0-0-0		1-2-0		20-3-0									
15-12-0		1-0-0		0-1-0		AWAY		2-4-0		2-2-0		10-5-0									
0-0-0		0-0-0		0-0-0		NEUTRAL		0-0-0		0-0-0		0-0-0									
14-12-0		1-0-0		0-1-0		NON-CONFERENCE		1-2-0		1-3-0		11-6-0									
10-4-0		0-0-0		0-0-0		HOME		0-0-0		1-2-0		9-2-0									
4-8-0		1-0-0		0-0-		AWAY		1-2-0		0-1-0		2-4-0									
0-0-0		0-0-0		0-0-0		NEUTRAL		0-0-0		0-0-0		0-0-0									
22-5-0		0-0-0		0-0-0		CONFERENCE		1-2-0		2-1-0		19-2-0									
11-1-0		0-0-0		0-0-0		HOME		0-0-0		0-0-0		11-1-0									
11-4-0		0-0-0		0-0-0		AWAY		1-2-0		2-1-0		8-1-0									
0-0-0		0-0-0		0-0-0		NEUTRAL		0-0-0		0-0-0		0-0-0									
RPI S	Opponent		Score		RPI S	Opponent		Score		RPI S	Opponent		Score		RPI S	Opponent		Score			
22 A	Vanderbilt		5	2	44 A	Tennessee		0	6	86 A	Bethune-Cookman		5	0	117 A	Middle Tenn.		9	11		
										86 A	Bethune-Cookman		4	5	117 H	Middle Tenn.		7	18		
										86 A	Bethune-Cookman		1	3	133 H	Central Ark.		11	6		
										100 A	Jacksonville St.		2	7	133 H	Central Ark.		6	10		
										100 A	Jacksonville St.		22	6	141 A	Southeast Mo. St.		9	8		
										100 A	Jacksonville St.		3	8	141 A	Southeast Mo. St.		8	4		
															141 A	Southeast Mo. St.		9	11		
															158 H	Belmont		8	9		
															158 H	Belmont		4	1		
															158 H	Belmont		3	2		
															169 H	Murray St.		14	10		
															169 H	Murray St.		6	4		
															169 H	Murray St.		4	2		
															171 A	Austin Peay		14	3		
															171 A	Austin Peay		14	13		
															171 A	Austin Peay		10	8		
															190 A	Southern Ill.		9	10		
															190 A	Southern Ill.		8	13		
															190 A	Southern Ill.		4	6		
															191 H	Bradley		13	7		
															191 H	Bradley		5	7		
															191 H	Bradley		16	14		
															202 H	Eastern Ill.		5	3		
															202 H	Eastern Ill.		11	4		
															202 H	Eastern Ill.		13	9		
															205 A	Lipscomb		9	11		
															205 H	Lipscomb		10	1		
				LAST 10 GAMES																	
				232 A	Eastern Ky.		8	4	158 H	Belmont		3	2	202 H	Eastern Ill.		5	3			
				232 A	Eastern Ky.		9	2	158 H	Belmont		8	9	202 H	Eastern Ill.		11	4			
				232 A	Eastern Ky.		8	12	141 A	Southeast Mo. St.		9	11	202 H	Eastern Ill.		13	9			
				117 A	Middle Tenn.		9	11	141 A	Southeast Mo. St.		9	8	205 A	Lipscomb		9	11			
				158 H	Belmont		4	1	141 A	Southeast Mo. St.		8	4	205 H	Lipscomb		10	1			

Non-Div. I Games:

Tennessee Tech

RPI	S	Opponent	Score	
208	A	UNC Asheville	20	9
219	A	UT Martin	14	6
219	A	UT Martin	9	6
219	A	UT Martin	4	3
222	H	Toledo	2	0
222	H	Toledo	10	0
222	H	Toledo	7	5
222	H	Toledo	10	2
230	H	SIUE	3	2
230	H	SIUE	11	7
230	H	SIUE	13	8
232	A	Eastern Ky.	8	4
232	A	Eastern Ky.	8	12
232	A	Eastern Ky.	9	2
281	H	Illinois St.	4	3
281	H	Illinois St.	2	9
295	A	Alabama A&M	10	4
295	H	Alabama A&M	17	3

Tennessee Tech

T
e
n
n
e
s
s
e
e
T
e
c
h

T
e
n
n
e
s
s
e
e
T
e
c
h

Average RPI Win: 170		WON-LOST RECORD		WINNING PCT. RANK		LAST 10 GAMES		STRENGTH OF SCHEDULE		OPP. STRENGTH OF SCHEDULE		TEAM RPI		ADJ RPI		CONF. RPI		ADJ CONF. RPI		
DIV. I ONLY		29-18-0		.61702 61		7-3-0		179		145		96		.52287 96		7		7		
DIV. I NON-CONF.		16-9-0		.64 63		0-1-0		166		252		84		.53055 84		7		7		
TOTALS		RPI 1-25		RPI 26-50		W-L RECORDS		RPI 51-100		RPI 101-150		RPI 150+								
29-18-0		1-2-0		2-1-0		OVERALL		4-4-0		5-3-0		17-8-0								
16-4-0		0-0-0		0-0-0		HOME		0-0-0		3-3-0		13-1-0								
7-11-0		1-2-0		2-1-0		AWAY		3-4-0		0-0-0		1-4-0								
6-3-0		0-0-0		0-0-0		NEUTRAL		1-0-0		2-0-0		3-3-0								
16-9-0		1-2-0		0-0-0		NON-CONFERENCE		2-2-0		2-0-0		11-5-0								
8-0-0		0-0-0		0-0-0		HOME		0-0-0		0-0-0		8-0-0								
2-6-0		1-2-0		0-0-		AWAY		1-2-0		0-0-0		0-2-0								
6-3-0		0-0-0		0-0-0		NEUTRAL		1-0-0		2-0-0		3-3-0								
13-9-0		0-0-0		2-1-0		CONFERENCE		2-2-0		3-3-0		6-3-0								
8-4-0		0-0-0		0-0-0		HOME		0-0-0		3-3-0		5-1-0								
5-5-0		0-0-0		2-1-0		AWAY		2-2-0		0-0-0		1-2-0								
0-0-0		0-0-0		0-0-0		NEUTRAL		0-0-0		0-0-0		0-0-0								
RPI S	Opponent		Score		RPI S	Opponent		Score		RPI S	Opponent		Score		RPI S	Opponent		Score		
19 A	South Fla.		4	9	43 A	Nebraska		7	6	75 A	Minnesota		3	6	101 H	Rutgers		5	13	
19 A	South Fla.		0	6	43 A	Nebraska		6	8	81 A	Michigan St.		1	2	101 H	Rutgers		8	3	
19 A	South Fla.		4	2	43 A	Nebraska		5	3	81 A	Michigan St.		3	2	101 H	Rutgers		3	5	
										81 A	Michigan St.		9	4	124 H	Purdue		0	2	
										93 N	Oral Roberts		7	5	124 H	Purdue		5	1	
										98 A	Kansas St.		12	11	124 H	Purdue		7	2	
										98 A	Kansas St.		0	3	125 N	Morehead St.		14	7	
										98 A	Kansas St.		4	5	150 N	Hawaii		7	6	
															151 H	Ohio St.		11	10	
															151 H	Ohio St.		9	5	
															151 H	Ohio St.		7	12	
															191 A	Bradley		4	6	
															191 H	Bradley		12	1	
															196 N	Alabama St.		9	2	
															196 N	Alabama St.		3	4	
															204 A	Northwestern		14	2	
															204 A	Northwestern		5	7	
															204 A	Northwestern		5	6	
															209 H	Penn St.		9	1	
															209 H	Penn St.		4	2	
															209 H	Penn St.		8	2	
						LAST 10 GAMES									229 N	Bucknell		1	7	
						151 H	Ohio St.		11	10	81 A	Michigan St.		3	2	242 H	Milwaukee		4	3
						151 H	Ohio St.		7	12	269 A	Western Ill.		5	7	245 H	UNLV		6	5
						151 H	Ohio St.		9	5	209 H	Penn St.		9	1	245 H	UNLV		7	6
						81 A	Michigan St.		9	4	209 H	Penn St.		8	2	245 H	UNLV		3	0
						81 A	Michigan St.		1	2	209 H	Penn St.		4	2	248 H	South Dakota St.		4	3

Non-Div. I Games: Loras 8 1 Grand View 6 5

Iowa

RPI	S	Opponent	Score	
256	N	Villanova	1	10
258	H	Northern Ill.	12	8
269	A	Western Ill.	5	7
269	H	Western Ill.	4	1
283	N	Lehigh	8	3
283	N	Lehigh	15	7

Iowa

Notre Dame

Average RPI Win: 129		WON-LOST	WINNING	LAST 10	STRENGTH OF		OPP. STRENGTH	TEAM	ADJ	CONF.	ADJ CONF.
Average RPI Loss: 56		RECORD	PCT. RANK	GAMES	SCHEDULE		OF SCHEDULE	RPI	RPI	RPI	RPI
DIV. I ONLY		27-24-0	.52941	122	6-4-0		70	15	98	.52131	98
DIV. I NON-CONF.		21-9-0	.7	36	4-0-0		205	37	100	.52427	100
TOTALS		RPI 1-25	RPI 26-50		W-L RECORDS		RPI 51-100		RPI 101-150		RPI 150+
27-24-0		4-12-0	3-3-0		OVERALL		6-5-0		3-2-0		11-2-0
19-13-0		4-8-0	2-1-0		HOME		2-1-0		2-2-0		9-1-0
3-8-0		0-3-0	1-1-0		AWAY		2-4-0		0-0-0		0-0-0
5-3-0		0-1-0	0-1-0		NEUTRAL		2-0-0		1-0-0		2-1-0
21-9-0		0-1-0	3-3-0		NON-CONFERENCE		4-1-0		3-2-0		11-2-0
15-5-0		0-0-0	2-1-0		HOME		2-1-0		2-2-0		9-1-0
1-1-0		0-0-0	1-0-		AWAY		0-0-0		0-0-0		0-0-0
5-3-0		0-1-0	0-1-0		NEUTRAL		2-0-0		1-0-0		2-1-0
6-15-0		4-11-0	0-0-0		CONFERENCE		2-4-0		0-0-0		0-0-0
4-8-0		4-8-0	0-0-0		HOME		0-0-0		0-0-0		0-0-0
2-7-0		0-3-0	0-0-0		AWAY		2-4-0		0-0-0		0-0-0
0-0-0		0-0-0	0-0-0		NEUTRAL		0-0-0		0-0-0		0-0-0
RPI S	Opponent	Score	RPI S	Opponent	Score	RPI S	Opponent	Score	RPI S	Opponent	Score
4 H	Texas Tech	8 12	29 N	St. John's (NY)	2 9	54 N	Liberty	8 2	134 N	Pittsburgh	5 4
4 H	Texas Tech	4 7	30 A	South Carolina	6 5	54 N	Liberty	4 3	138 H	UC Riverside	1 5
4 H	Texas Tech	5 3	43 A	Nebraska	1 11	58 A	Kansas	4 6	138 H	UC Riverside	2 11
6 H	TCU	0 5	43 H	Nebraska	1 6	58 A	Kansas	4 5	138 H	UC Riverside	1 0
6 H	TCU	0 1	49 H	New Mexico	12 10	58 A	Kansas	10 3	146 H	Wichita St.	5 4
6 H	TCU	4 12	49 H	New Mexico	3 2	67 A	Oklahoma St.	10 4	151 N	Ohio St.	3 2
17 H	Oklahoma	9 7				67 A	Oklahoma St.	3 6	151 N	Ohio St.	3 6
17 H	Oklahoma	0 3				67 A	Oklahoma St.	3 13	153 N	Delaware	7 0
17 H	Oklahoma	5 11				96 H	Iowa	3 0	202 H	Eastern Ill.	14 0
18 N	Arkansas	5 6				96 H	Iowa	5 4	202 H	Eastern Ill.	15 10
20 H	West Virginia	7 9				96 H	Iowa	11 12	202 H	Eastern Ill.	12 11
20 H	West Virginia	8 4							225 H	Northwestern St.	16 4
20 H	West Virginia	11 4							225 H	Northwestern St.	19 9
23 A	Texas	0 2							267 H	Abilene Christian	6 5
23 A	Texas	0 5							267 H	Abilene Christian	11 1
23 A	Texas	5 6							267 H	Abilene Christian	14 3
									279 H	Omaha	10 1
									279 H	Omaha	2 5
			LAST 10 GAMES								
			58 A	Kansas	10 3	17 H	Oklahoma	5 11			
			58 A	Kansas	4 6	146 H	Wichita St.	5 4			
			58 A	Kansas	4 5	267 H	Abilene Christian	14 3			
			17 H	Oklahoma	0 3	267 H	Abilene Christian	11 1			
			17 H	Oklahoma	9 7	267 H	Abilene Christian	6 5			

Non-Div. I Games:

Kansas St.

Average RPI Win:	152	WON-LOST	WINNING	LAST 10	STRENGTH OF	OPP. STRENGTH	TEAM	ADJ	CONF.	ADJ CONF.	
Average RPI Loss:	129	RECORD	PCT. RANK	GAMES	SCHEDULE	OF SCHEDULE	RPI	RPI	RPI	RPI	
DIV. I ONLY	26-20-0	.56522	97	6-4-0	98	146	99	.52077	99	11	11
DIV. I NON-CONF.	8-10-0	.44444	188	0-1-0	47	160	159	.49685	159	12	12
<hr/>											
TOTALS	RPI 1-25	RPI 26-50		W-L RECORDS		RPI 51-100		RPI 101-150		RPI 150+	
26-20-0	0-0-0	4-1-0		OVERALL		6-6-0		4-9-0		12-4-0	
18-10-0	0-0-0	3-0-0		HOME		5-3-0		1-3-0		9-4-0	
8-10-0	0-0-0	1-1-0		AWAY		1-3-0		3-6-0		3-0-0	
0-0-0	0-0-0	0-0-0		NEUTRAL		0-0-0		0-0-0		0-0-0	
<hr/>											
8-10-0	0-0-0	1-1-0		NON-CONFERENCE		3-6-0		0-0-0		4-3-0	
6-6-0	0-0-0	0-0-0		HOME		2-3-0		0-0-0		4-3-0	
2-4-0	0-0-0	1-0-		AWAY		1-3-0		0-0-0		0-0-0	
0-0-0	0-0-0	0-0-0		NEUTRAL		0-0-0		0-0-0		0-0-0	
<hr/>											
18-10-0	0-0-0	3-0-0		CONFERENCE		3-0-0		4-9-0		8-1-0	
12-4-0	0-0-0	3-0-0		HOME		3-0-0		1-3-0		5-1-0	
6-6-0	0-0-0	0-0-0		AWAY		0-0-0		3-6-0		3-0-0	
0-0-0	0-0-0	0-0-0		NEUTRAL		0-0-0		0-0-0		0-0-0	
<hr/>											
RPI	S	Opponent	Score	RPI	S	Opponent	Score	RPI	S	Opponent	Score
				26	A	Houston	3 2	53	H	Rhode Island	4 5
				27	H	Southeastern La.	8 7	53	H	Rhode Island	10 2
				27	H	Southeastern La.	4 0	53	H	Rhode Island	3 2
				27	H	Southeastern La.	6 3	53	H	Rhode Island	5 6
				35	A	Texas A&M	2 8	58	A	Kansas	1 2
								58	A	Kansas	4 2
								58	A	Kansas	2 4
								77	H	Sam Houston St.	2 1
								77	H	Sam Houston St.	9 1
								77	H	Sam Houston St.	9 8
								91	A	UTSA	2 10
								91	H	UTSA	6 18

Non-Div. I Games:

Houston Baptist

RPI	S	Opponent	Score	
274	A	Incarnate Word	6	0
276	H	Texas Southern	1	4

Houston Baptist

H
o
u
s
t
o
n
B
a
p
t
i
s
t

H
o
u
s
t
o
n
B
a
p
t
i
s
t

Average RPI Win:	166	WON-LOST RECORD	WINNING PCT. RANK	LAST 10 GAMES	STRENGTH OF SCHEDULE	OPP. STRENGTH OF SCHEDULE	TEAM RPI	ADJ RPI	CONF. RPI	ADJ CONF. RPI		
DIV. I ONLY		27-23-0	.54	114	5-5-0	151	163	100	.52073	100	17	17
DIV. I NON-CONF.		13-10-0	.56522	106	1-2-0	152	103	74	.53724	74	20	20
<hr/>												
TOTALS	RPI 1-25	RPI 26-50		W-L RECORDS		RPI 51-100		RPI 101-150		RPI 150+		
27-23-0	0-0-0	0-1-0		OVERALL		5-4-0		5-4-0		17-14-0		
10-7-0	0-0-0	0-0-0		HOME		2-1-0		3-2-0		5-4-0		
17-16-0	0-0-0	0-1-0		AWAY		3-3-0		2-2-0		12-10-0		
0-0-0	0-0-0	0-0-0		NEUTRAL		0-0-0		0-0-0		0-0-0		
13-10-0	0-0-0	0-1-0		NON-CONFERENCE		3-3-0		2-1-0		8-5-0		
3-2-0	0-0-0	0-0-0		HOME		0-0-0		1-1-0		2-1-0		
10-8-0	0-0-0	0-0-		AWAY		3-3-0		1-0-0		6-4-0		
0-0-0	0-0-0	0-0-0		NEUTRAL		0-0-0		0-0-0		0-0-0		
14-13-0	0-0-0	0-0-0		CONFERENCE		2-1-0		3-3-0		9-9-0		
7-5-0	0-0-0	0-0-0		HOME		2-1-0		2-1-0		3-3-0		
7-8-0	0-0-0	0-0-0		AWAY		0-0-0		1-2-0		6-6-0		
0-0-0	0-0-0	0-0-0		NEUTRAL		0-0-0		0-0-0		0-0-0		
RPI	S	Opponent	Score	RPI	S	Opponent	Score	RPI	S	Opponent	Score	
				45	A	Auburn	1 10	57	A	DBU	6 10	
								11		14		
								7		3		
								12		6		
								6		5		
								0		5		
								7		2		
								8		3		
								6		22		
				</								

Non-Div. I Games:

Jacksonville St.

RPI	S	Opponent	Score	
202	H	Eastern Ill.	7	6
202	H	Eastern Ill.	5	7
202	H	Eastern Ill.	6	3
219	A	UT Martin	8	5
219	A	UT Martin	2	7
219	A	UT Martin	5	4
232	A	Eastern Ky.	3	1
232	A	Eastern Ky.	5	4
232	A	Eastern Ky.	7	10
240	A	Western Ky.	9	5
240	A	Western Ky.	4	14
240	A	Western Ky.	3	2
271	H	Bowling Green	5	0

Jacksonville St.

J
a
c
k
s
o
n
v
i
l
l
e
s
t
.

J
a
c
k
s
o
n
v
i
l
l
e
s
t
.

Average RPI Win: 165		WON-LOST	WINNING	LAST 10	STRENGTH OF		OPP. STRENGTH	TEAM	ADJ		CONF.	ADJ CONF.
Average RPI Loss: 73		RECORD	PCT. RANK	GAMES	SCHEDULE		OF SCHEDULE	RPI	RPI		RPI	RPI
DIV. I ONLY		19-29-0	.39583	232	29		105	101	.51998		101	7
DIV. I NON-CONF.		12-18-0	.4	211	54		115	107	.52163		107	7
TOTALS		RPI 1-25	RPI 26-50		W-L RECORDS		RPI 51-100		RPI 101-150		RPI 150+	
19-29-0		0-3-0	2-10-0		OVERALL		3-9-0		6-5-0		8-2-0	
8-10-0		0-0-0	1-5-0		HOME		0-1-0		4-3-0		3-1-0	
11-19-0		0-3-0	1-5-0		AWAY		3-8-0		2-2-0		5-1-0	
0-0-0		0-0-0	0-0-0		NEUTRAL		0-0-0		0-0-0		0-0-0	
12-18-0		0-3-0	1-2-0		NON-CONFERENCE		1-8-0		2-3-0		8-2-0	
3-3-0		0-0-0	0-0-0		HOME		0-1-0		0-1-0		3-1-0	
9-15-0		0-3-0	1-0-		AWAY		1-7-0		2-2-0		5-1-0	
0-0-0		0-0-0	0-0-0		NEUTRAL		0-0-0		0-0-0		0-0-0	
7-11-0		0-0-0	1-8-0		CONFERENCE		2-1-0		4-2-0		0-0-0	
5-7-0		0-0-0	1-5-0		HOME		0-0-0		4-2-0		0-0-0	
2-4-0		0-0-0	0-3-0		AWAY		2-1-0		0-0-0		0-0-0	
0-0-0		0-0-0	0-0-0		NEUTRAL		0-0-0		0-0-0		0-0-0	
RPI S	Opponent	Score	RPI S	Opponent	Score	RPI S	Opponent	Score	RPI S	Opponent	Score	
11 A	Virginia	3 7	31 H	Michigan	3 6	55 A	FGCU	4 13	109 A	North Florida	12 4	
11 A	Virginia	2 18	31 H	Michigan	3 8	55 A	FGCU	3 8	109 A	North Florida	2 1	
11 A	Virginia	4 12	31 H	Michigan	12 5	55 A	FGCU	2 5	109 A	North Florida	2 13	
			37 H	Maryland	1 9	61 A	Miami (FL)	4 8	109 A	North Florida	1 15	
			37 H	Maryland	1 5	61 A	Miami (FL)	17 6	124 H	Purdue	6 7	
			37 H	Maryland	1 6	61 A	Miami (FL)	0 3	124 H	Purdue	7 6	
			41 A	Old Dominion	4 15	73 A	Fla. Atlantic	2 14	124 H	Purdue	8 2	
			41 A	Old Dominion	2 6	76 A	Seton Hall	9 10	127 H	Columbia	7 13	
			41 A	Old Dominion	8 5	76 H	Seton Hall	6 9	135 H	Illinois	8 7	
			43 A	Nebraska	5 8	96 A	Iowa	13 5	135 H	Illinois	8 3	
			43 A	Nebraska	3 9	96 A	Iowa	3 8	135 H	Illinois	5 7	
			43 A	Nebraska	6 7	96 A	Iowa	5 3	214 H	Monmouth	6 4	
									246 H	Rider	2 7	
									253 A	USC Upstate	10 7	
									253 A	USC Upstate	11 3	
									253 A	USC Upstate	5 1	
									256 A	Villanova	2 3	
									261 A	Iona	12 3	
									270 H	Wagner	12 10	
									270 H	Wagner	9 2	
									291 A	Lafayette	28 4	
LAST 10 GAMES												
			135 H	Illinois	8 7	43 A	Nebraska	5 8				
			135 H	Illinois	5 7	270 H	Wagner	12 10				
			135 H	Illinois	8 3	31 H	Michigan	3 8				
			43 A	Nebraska	6 7	31 H	Michigan	3 6				
			43 A	Nebraska	3 9	31 H	Michigan	12 5				

Non-Div. I Games:

Rutgers

[illegible]

Non-Div. I Games:

Western Caro.

RPI	S	Opponent	Score	
195	H	VMI	10	5
195	H	VMI	19	3
195	H	VMI	9	1
197	N	N.C. A&T	16	7
208	A	UNC Asheville	3	5
228	H	The Citadel	14	1
228	H	The Citadel	6	0
228	H	The Citadel	4	3
287	H	Savannah St.	9	2
287	H	Savannah St.	21	1

Western Caro.

Average RPI Win:	205	WON-LOST RECORD	WINNING PCT. RANK	LAST 10 GAMES	STRENGTH OF SCHEDULE	OPP. STRENGTH OF SCHEDULE	TEAM RPI	ADJ RPI	CONF. RPI	ADJ CONF. RPI		
DIV. I ONLY		34-18-0	.65385	41	5-5-0	235	190	103	.51912	103	24	24
DIV. I NON-CONF.		15-10-0	.6	89	1-1-0	130	47	64	.54188	64	23	23
<hr/>												
TOTALS	RPI 1-25	RPI 26-50		W-L RECORDS		RPI 51-100		RPI 101-150		RPI 150+		
34-18-0	2-2-0	1-2-0		OVERALL		0-2-0		2-3-0		29-9-0		
21-4-0	0-0-0	0-0-0		HOME		0-1-0		1-0-0		20-3-0		
12-13-0	2-2-0	1-2-0		AWAY		0-1-0		0-3-0		9-5-0		
1-1-0	0-0-0	0-0-0		NEUTRAL		0-0-0		1-0-0		0-1-0		
15-10-0	2-2-0	1-2-0		NON-CONFERENCE		0-2-0		2-1-0		10-3-0		
8-2-0	0-0-0	0-0-0		HOME		0-1-0		1-0-0		7-1-0		
6-7-0	2-2-0	1-0-		AWAY		0-1-0		0-1-0		3-1-0		
1-1-0	0-0-0	0-0-0		NEUTRAL		0-0-0		1-0-0		0-1-0		
19-8-0	0-0-0	0-0-0		CONFERENCE		0-0-0		0-2-0		19-6-0		
13-2-0	0-0-0	0-0-0		HOME		0-0-0		0-0-0		13-2-0		
6-6-0	0-0-0	0-0-0		AWAY		0-0-0		0-2-0		6-4-0		
0-0-0	0-0-0	0-0-0		NEUTRAL		0-0-0		0-0-0		0-0-0		
RPI S	Opponent	Score		RPI S	Opponent	Score		RPI S	Opponent	Score		
7 A	Kentucky	1	15	30 A	South Carolina	3	4	82 A	Cincinnati	2	4	
8 A	Clemson	9	2	30 A	South Carolina	5	1	82 H	Cincinnati	8	11	
8 A	Clemson	6	4	30 A	South Carolina	5	10					
8 A	Clemson	2	6									

Non-Div. I Games:

Wright St.

RPI	S	Opponent	Score	
233	H	Oakland	13	9
233	H	Oakland	4	5
233	H	Oakland	7	5
242	A	Milwaukee	3	4
242	A	Milwaukee	8	5
242	H	Milwaukee	2	1
242	H	Milwaukee	5	3
242	H	Milwaukee	4	0
253	A	USC Upstate	5	1
268	H	Dayton	5	4
268	H	Dayton	5	4
272	A	Youngstown St.	2	5
272	A	Youngstown St.	16	4
272	A	Youngstown St.	11	8
272	H	Youngstown St.	7	6
272	H	Youngstown St.	10	7

W
r
i
g
h
t
S
t
.

W
r
i
g
h
t
S
t
.

Average RPI Win: 164		WON-LOST	WINNING	LAST 10	STRENGTH OF		OPP. STRENGTH	TEAM	ADJ	CONF.	ADJ CONF.
Average RPI Loss: 91		RECORD	PCT. RANK	GAMES	SCHEDULE		OF SCHEDULE	RPI	RPI	RPI	RPI
DIV. I ONLY		25-26-0	.4902	158	5-5-0		80	116	104	.51876	104
DIV. I NON-CONF.		13-11-0	.54167	122	1-0-0		142	239	129	.51075	128
TOTALS		RPI 1-25	RPI 26-50		W-L RECORDS		RPI 51-100		RPI 101-150		RPI 150+
25-26-0		1-4-0	1-6-0		OVERALL		4-6-0		5-5-0		14-5-0
15-8-0		0-1-0	0-0-0		HOME		3-3-0		3-2-0		9-2-0
10-17-0		1-3-0	1-6-0		AWAY		1-3-0		2-3-0		5-2-0
0-1-0		0-0-0	0-0-0		NEUTRAL		0-0-0		0-0-0		0-1-0
13-11-0		0-2-0	0-1-0		NON-CONFERENCE		0-1-0		4-3-0		9-4-0
8-3-0		0-1-0	0-0-0		HOME		0-0-0		2-0-0		6-2-0
5-7-0		0-1-0	0-0-0		AWAY		0-1-0		2-3-0		3-1-0
0-1-0		0-0-0	0-0-0		NEUTRAL		0-0-0		0-0-0		0-1-0
12-15-0		1-2-0	1-5-0		CONFERENCE		4-5-0		1-2-0		5-1-0
7-5-0		0-0-0	0-0-0		HOME		3-3-0		1-2-0		3-0-0
5-10-0		1-2-0	1-5-0		AWAY		1-2-0		0-0-0		2-1-0
0-0-0		0-0-0	0-0-0		NEUTRAL		0-0-0		0-0-0		0-0-0
RPI S	Opponent	Score	RPI S	Opponent	Score	RPI S	Opponent	Score	RPI S	Opponent	Score
16 A	Southern Miss.	3 5	34 A	Louisiana Tech	5 7	64 A	Georgia Tech	3 11	102 A	Western Caro.	15 20
16 A	Southern Miss.	8 7	34 A	Louisiana Tech	4 6	73 A	Fla. Atlantic	3 7	102 A	Western Caro.	10 6
16 A	Southern Miss.	3 13	34 A	Louisiana Tech	4 19	73 A	Fla. Atlantic	7 0	102 A	Western Caro.	0 8
20 A	West Virginia	7 14	41 A	Old Dominion	1 16	73 A	Fla. Atlantic	6 12	114 A	Virginia Tech	0 7
20 H	West Virginia	4 8	41 A	Old Dominion	5 14	74 H	FIU	3 4	114 H	Virginia Tech	3 1
			41 A	Old Dominion	2 1	74 H	FIU	22 6	117 H	Middle Tenn.	8 6
			44 A	Tennessee	1 7	74 H	FIU	5 11	117 H	Middle Tenn.	6 8
						91 H	UTSA	3 2	117 H	Middle Tenn.	4 6
						91 H	UTSA	12 11	125 A	Morehead St.	13 11
						91 H	UTSA	2 4	125 H	Morehead St.	4 3
									162 A	Kennesaw St.	7 4
									172 A	UAB	3 4
									172 A	UAB	2 1
									172 A	UAB	5 2
									189 A	ETSU	9 3
									213 H	Niagara	3 9
									213 H	Niagara	5 4
									213 H	Niagara	9 6
									215 A	Georgia St.	3 8
									223 A	Ohio	5 2
									223 H	Ohio	12 9
									223 N	Ohio	10 11
									232 H	Eastern Ky.	3 6
									240 H	Western Ky.	3 2
									240 H	Western Ky.	10 9
									240 H	Western Ky.	8 0
									283 H	Lehigh	10 6
LAST 10 GAMES											
			34 A	Louisiana Tech	4 6	240 H	Western Ky.	10 9			
			34 A	Louisiana Tech	4 19	240 H	Western Ky.	3 2			
			34 A	Louisiana Tech	5 7	41 A	Old Dominion	2 1			
			223 A	Ohio	5 2	41 A	Old Dominion	1 16			
			240 H	Western Ky.	8 0	41 A	Old Dominion	5 14			

Non-Div. I Games:

Marshall

RPI	S	Opponent	Score	
283	H	Lehigh	3	0
283	H	Lehigh	6	4

Marshall

M
a
r
s
h
a
l
l

M
a
r
s
h
a
l
l

Average RPI Win:		123	WON-LOST RECORD		WINNING PCT. RANK	LAST 10 GAMES		STRENGTH OF SCHEDULE		OPP. STRENGTH OF SCHEDULE	TEAM RPI	ADJ RPI	CONF. RPI	ADJ CONF. RPI
Average RPI Loss:		53	19-27-0		.41304 222	1-0-0		26		44	105	.51837 105	4	4
DIV. I ONLY			12-10-0		.54545 116	1-0-0		33		174	73	.53827 73	3	3
DIV. I NON-CONF.														
TOTALS		RPI 1-25	RPI 26-50		W-L RECORDS		RPI 51-100		RPI 101-150		RPI 150+			
19-27-0		4-10-0	1-3-0		OVERALL		5-11-0		3-1-0		6-2-0			
13-11-0		2-2-0	1-1-0		HOME		3-5-0		2-1-0		5-2-0			
5-16-0		2-8-0	0-2-0		AWAY		1-6-0		1-0-0		1-0-0			
1-0-0		0-0-0	0-0-0		NEUTRAL		1-0-0		0-0-0		0-0-0			
12-10-0		2-3-0	1-3-0		NON-CONFERENCE		2-2-0		1-0-0		6-2-0			
8-4-0		1-0-0	1-1-0		HOME		1-1-0		0-0-0		5-2-0			
4-6-0		1-3-0	0-0-0		AWAY		1-1-0		1-0-0		1-0-0			
0-0-0		0-0-0	0-0-0		NEUTRAL		0-0-0		0-0-0		0-0-0			
7-17-0		2-7-0	0-0-0		CONFERENCE		3-9-0		2-1-0		0-0-0			
5-7-0		1-2-0	0-0-0		HOME		2-4-0		2-1-0		0-0-0			
1-10-0		1-5-0	0-0-0		AWAY		0-5-0		0-0-0		0-0-0			
1-0-0		0-0-0	0-0-0		NEUTRAL		1-0-0		0-0-0		0-0-0			
RPI S	Opponent	Score	RPI S	Opponent	Score	RPI S	Opponent	Score	RPI S	Opponent	Score	RPI S	Opponent	Score
1 A	Oregon St.	7 5	31 H	Michigan	1 4	51 H	San Diego	3 8	116 H	Washington St.	12 3			
1 A	Oregon St.	1 3	42 A	Cal St. Fullerton	1 2	52 A	Utah	7 9	116 H	Washington St.	1 4			
1 A	Oregon St.	1 10	42 A	Cal St. Fullerton	5 13	52 A	Utah	2 4	116 H	Washington St.	4 2			
9 A	Wake Forest	5 18	42 H	Cal St. Fullerton	13 9	56 A	Loyola Marymount	3 4	118 A	Duke	2 0			
9 A	Wake Forest	5 15				59 H	UCLA	0 13	164 A	UC Irvine	9 7			
9 A	Wake Forest	15 9				59 H	UCLA	2 4	164 H	UC Irvine	3 14			
10 H	Stanford	7 5				59 H	UCLA	0 2	219 H	Holy Cross	5 2			
10 H	Stanford	3 8				59 N	UCLA	4 3	219 H	Holy Cross	6 3			
10 H	Stanford	3 6				78 A	California	9 13	219 H	Holy Cross	4 6			
15 A	Arizona	1 5				78 A	California	8 9	294 H	Coppin St.	6 2			
15 A	Arizona	4 9				78 A	California	6 8	294 H	Coppin St.	22 2			
15 A	Arizona	1 8				88 H	Arizona St.	7 4	294 H	Coppin St.	9 4			
21 A	Long Beach St.	0 6				88 H	Arizona St.	0 7						
21 H	Long Beach St.	4 3				88 H	Arizona St.	5 4						
						89 A	San Diego St.	1 0						
						89 H	San Diego St.	2 0						
			LAST 10 GAMES											
			164 A	UC Irvine	9 7	59 H	UCLA	0 2						
			52 A	Utah	7 9	1 A	Oregon St.	1 10						
			52 A	Utah	2 4	1 A	Oregon St.	7 5						
			59 H	UCLA	0 13	1 A	Oregon St.	1 3						
			59 H	UCLA	2 4	78 A	California	6 8						

Non-Div. I Games:

Southern California

Average RPI Win: 164		WON-LOST	WINNING	LAST 10	STRENGTH OF		OPP. STRENGTH	TEAM	ADJ	CONF.	ADJ CONF.
Average RPI Loss: 105		RECORD	PCT. RANK	GAMES	SCHEDULE		OF SCHEDULE	RPI	RPI	RPI	RPI
DIV. I ONLY		25-25-0	.5	150	2-8-0		125	115	106	.51828	106
DIV. I NON-CONF.		18-19-0	.48649	158	0-5-0		180	91	138	.50605	138
TOTALS		RPI 1-25	RPI 26-50		W-L RECORDS		RPI 51-100		RPI 101-150		RPI 150+
25-25-0	1-4-0	0-6-0		OVERALL		5-5-0		6-3-0		13-7-0	
14-2-0	0-0-0	0-0-0		HOME		2-1-0		4-0-0		8-1-0	
9-20-0	1-4-0	0-6-0		AWAY		3-4-0		2-2-0		3-3-0	
2-3-0	0-0-0	0-0-0		NEUTRAL		0-0-0		0-0-0		2-3-0	
18-19-0	1-4-0	0-3-0		NON-CONFERENCE		3-4-0		3-3-0		11-5-0	
9-1-0	0-0-0	0-0-0		HOME		0-0-0		1-0-0		8-1-0	
7-15-0	1-4-0	0-0-0		AWAY		3-4-0		2-3-0		1-1-0	
2-3-0	0-0-0	0-0-0		NEUTRAL		0-0-0		0-0-0		2-3-0	
7-6-0	0-0-0	0-3-0		CONFERENCE		2-1-0		3-0-0		2-2-0	
5-1-0	0-0-0	0-0-0		HOME		2-1-0		3-0-0		0-0-0	
2-5-0	0-0-0	0-3-0		AWAY		0-0-0		0-0-0		2-2-0	
0-0-0	0-0-0	0-0-0		NEUTRAL		0-0-0		0-0-0		0-0-0	
RPI S	Opponent	Score	RPI S	Opponent	Score	RPI S	Opponent	Score	RPI S	Opponent	Score
3 A	Louisville	4 13	29 A	St. John's (NY)	3 4	76 H	Seton Hall	2 1	103 A	Wright St.	7 8
7 A	Kentucky	0 6	29 A	St. John's (NY)	3 7	76 H	Seton Hall	3 6	103 H	Wright St.	7 4
16 A	Southern Miss.	0 2	29 A	St. John's (NY)	3 15	76 H	Seton Hall	9 0	111 A	Troy	6 2
16 A	Southern Miss.	2 0	33 A	Indiana	3 14	82 A	Cincinnati	9 1	111 A	Troy	1 2
16 A	Southern Miss.	0 10	33 A	Indiana	0 1	82 A	Cincinnati	8 10	111 A	Troy	8 2
			33 A	Indiana	7 11	84 A	Charlotte	1 7	111 A	Troy	2 5
						84 A	Charlotte	7 6	137 H	Butler	3 2
						84 A	Charlotte	1 2	137 H	Butler	17 12
						92 A	Georgia	8 7	137 H	Butler	13 4
						92 A	Georgia	6 11	151 A	Ohio St.	3 2
									151 H	Ohio St.	5 4
									151 H	Ohio St.	6 5
									165 A	Creighton	2 1
									209 N	Penn St.	10 4
									209 N	Penn St.	1 6
									209 N	Penn St.	7 5
									209 N	Penn St.	5 7
									221 A	Miami (OH)	0 7
									221 H	Miami (OH)	9 4
									221 N	Miami (OH)	6 12
									256 A	Villanova	0 1
									256 A	Villanova	2 3
									256 A	Villanova	10 1
									281 H	Illinois St.	9 8
									281 H	Illinois St.	5 7
									281 H	Illinois St.	3 2
									290 H	Fairleigh Dickinson	15 3
LAST 10 GAMES											
29 A	St. John's (NY)	3 15	33 A	Indiana	3 14	256 A	Villanova	10 1	281 H	Illinois St.	9 8
29 A	St. John's (NY)	3 4	33 A	Indiana	0 1	281 H	Illinois St.	5 7	281 H	Illinois St.	3 2
29 A	St. John's (NY)	3 7	165 A	Creighton	2 1	290 H	Fairleigh Dickinson	15 3			
82 A	Cincinnati	8 10	7 A	Kentucky	0 6						
33 A	Indiana	7 11	137 H	Butler	3 2						

Non-Div. I Games:

Xavier

RPI	S	Opponent	Score	
290	H	Fairleigh Dickinson	22	9
290	H	Fairleigh Dickinson	8	5

X
a
v
i
e
r

X
a
v
i
e
r

Xavier

Average RPI Win:		185	WON-LOST RECORD		WINNING PCT. RANK		LAST 10 GAMES		STRENGTH OF SCHEDULE		OPP. STRENGTH OF SCHEDULE		TEAM RPI		ADJ RPI		CONF. RPI		ADJ CONF. RPI	
DIV. I ONLY			32-21-0		.60377 71		7-3-0		181		131		107		.51809 107		11		11	
DIV. I NON-CONF.			16-8-0		.66667 49		3-2-0		178		197		77		.53563 77		12		12	
TOTALS		RPI 1-25		RPI 26-50		W-L RECORDS		RPI 51-100		RPI 101-150		RPI 150+								
32-21-0		1-2-0		1-2-0		OVERALL		4-7-0		7-4-0		19-6-0								
23-6-0		0-0-0		0-0-0		HOME		2-2-0		6-2-0		15-2-0								
9-15-0		1-2-0		1-2-0		AWAY		2-5-0		1-2-0		4-4-0								
0-0-0		0-0-0		0-0-0		NEUTRAL		0-0-0		0-0-0		0-0-0								
16-8-0		1-2-0		0-0-0		NON-CONFERENCE		3-2-0		2-0-0		10-4-0								
11-2-0		0-0-0		0-0-0		HOME		1-0-0		2-0-0		8-2-0								
5-6-0		1-2-0		0-0-		AWAY		2-2-0		0-0-0		2-2-0								
0-0-0		0-0-0		0-0-0		NEUTRAL		0-0-0		0-0-0		0-0-0								
16-13-0		0-0-0		1-2-0		CONFERENCE		1-5-0		5-4-0		9-2-0								
12-4-0		0-0-0		0-0-0		HOME		1-2-0		4-2-0		7-0-0								
4-9-0		0-0-0		1-2-0		AWAY		0-3-0		1-2-0		2-2-0								
0-0-0		0-0-0		0-0-0		NEUTRAL		0-0-0		0-0-0		0-0-0								
RPI	S	Opponent		Score		RPI	S	Opponent		Score		RPI	S	Opponent		Score				
12	A	LSU		4	10	27	A	Southeastern La.		5	6	60	A	Rice		8	9			
13	A	Baylor		11	1	27	A	Southeastern La.		13	5	60	H	Rice		10	4			
23	A	Texas		5	9	27	A	Southeastern La.		1	4	67	A	Oklahoma St.		7	6			
												67	A	Oklahoma St.		5	6			
												67	A	Oklahoma St.		6	2			
												77	A	Sam Houston St.		4	6			
												77	A	Sam Houston St.		1	3			
												77	A	Sam Houston St.		4	9			
												99	H	Houston Baptist		10	4			
												99	H	Houston Baptist		2	7			
												99	H	Houston Baptist		1	2			
												123	A	New Orleans		0	2			
												123	A	New Orleans		0	6			
												123	A	New Orleans		9	1			
												135	H	Illinois		15	9			
												135	H	Illinois		2	1			
												140	H	Nicholls St.		4	5			
												140	H	Nicholls St.		0	2			
												140	H	Nicholls St.		7	5			
												145	H	SFA		14	8			
												145	H	SFA		9	4			
												145	H	SFA		10	5			
												163	H	Fairfield		19	9			
												163	H	Fairfield		2	6			
												163	H	Fairfield		5	1			
												163	H	Fairfield		6	7			
												194	H	A&M-Corpus Christi		4	2			
												194	H	A&M-Corpus Christi		6	4			
												194	H	A&M-Corpus Christi		8	2			
												225	A	Northwestern St.		9	11			
												225	H	Northwestern St.		12	6			
												242	H	Milwaukee		2	1			
												242	H	Milwaukee		6	0			
												252	A	UTRGV		1	3			
												252	A	UTRGV		5	1			
												252	A	UTRGV		5	6			
												267	A	Abilene Christian		13	8			
												267	A	Abilene Christian		17	11			

Non-Div. I Games:

Lamar University

RPI	S	Opponent	Score	
267	A	Abilene Christian	0	9
274	H	Incarnate Word	9	6
274	H	Incarnate Word	3	1
274	H	Incarnate Word	5	2
276	H	Texas Southern	3	2
276	H	Texas Southern	5	2
278	H	Grambling	11	2
285	H	Prairie View	15	7
292	A	Southern U.	10	1

Lamar University

L
a
m
a
r
U
n
i
v
e
r
s
i
t
y

L
a
m
a
r
U
n
i
v
e
r
s
i
t
y

RPI	S	Opponent	Score	
237	H	Saint Joseph's	7	6
259	H	Longwood	5	4
260	A	Norfolk St.	8	3
260	H	Norfolk St.	5	2
262	A	Massachusetts	11	1
262	A	Massachusetts	2	0
262	A	Massachusetts	8	0
268	A	Dayton	6	7
268	A	Dayton	2	4
268	A	Dayton	9	1
280	H	La Salle	3	0
280	H	La Salle	7	0
280	H	La Salle	8	1

VCU

V
C
U

V
C
U

Average RPI Win: 160		WON-LOST	WINNING	LAST 10	STRENGTH OF		OPP. STRENGTH	TEAM	ADJ		CONF.	ADJ CONF.						
Average RPI Loss: 129		RECORD	PCT. RANK	GAMES	SCHEDULE		OF SCHEDULE	RPI	RPI		RPI	RPI						
DIV. I ONLY		32-20-0	.61538	64	5-5-0		148	125	109		.51768	109	20	20				
DIV. I NON-CONF.		20-13-0	.60606	86	2-0-0		119	82	117		.5157	117	21	21				
TOTALS		RPI 1-25	RPI 26-50		W-L RECORDS		RPI 51-100		RPI 101-150		RPI 150+							
32-20-0		1-4-0	0-0-0		OVERALL		7-2-0		5-6-0		19-8-0							
24-11-0		1-1-0	0-0-0		HOME		5-2-0		3-3-0		15-5-0							
8-9-0		0-3-0	0-0-0		AWAY		2-0-0		2-3-0		4-3-0							
0-0-0		0-0-0	0-0-0		NEUTRAL		0-0-0		0-0-0		0-0-0							
20-13-0		1-4-0	0-0-0		NON-CONFERENCE		3-2-0		5-3-0		11-4-0							
16-10-0		1-1-0	0-0-0		HOME		2-2-0		3-3-0		10-4-0							
4-3-0		0-3-0	0-0-		AWAY		1-0-0		2-0-0		1-0-0							
0-0-0		0-0-0	0-0-0		NEUTRAL		0-0-0		0-0-0		0-0-0							
12-7-0		0-0-0	0-0-0		CONFERENCE		4-0-0		0-3-0		8-4-0							
8-1-0		0-0-0	0-0-0		HOME		3-0-0		0-0-0		5-1-0							
4-6-0		0-0-0	0-0-0		AWAY		1-0-0		0-3-0		3-3-0							
0-0-0		0-0-0	0-0-0		NEUTRAL		0-0-0		0-0-0		0-0-0							
RPI	S	Opponent		Score		RPI	S	Opponent		Score		RPI	S	Opponent		Score		
5	A	Florida		1	2							101	H	Rutgers		13	2	
19	A	South Fla.		3	7							101	H	Rutgers		4	12	
19	H	South Fla.		2	4							101	H	Rutgers		15	1	
25	A	UCF		2	3							101	H	Rutgers		1	2	
25	H	UCF		2	1							113	A	Florida A&M		9	2	
												113	H	Florida A&M		6	5	
												142	A	Col. of Charleston		11	2	
												142	H	Col. of Charleston		3	20	
												147	A	Stetson		3	4	
												147	A	Stetson		1	2	
												147	A	Stetson		2	3	
												162	H	Kennesaw St.		4	3	
												162	H	Kennesaw St.		9	2	
												162	H	Kennesaw St.		3	8	
												170	H	Radford		9	2	
												170	H	Radford		9	0	
												170	H	Radford		7	8	
												178	H	Northeastern		11	1	
												178	H	Northeastern		1	9	
												178	H	Northeastern		6	7	
												178	H	Northeastern		17	6	
												191	H	Bradley		4	2	
												191	H	Bradley		9	5	
												191	H	Bradley		2	4	
												192	H	Penn		3	2	
												192	H	Penn		6	0	
												192	H	Penn		7	3	
				LAST 10 GAMES														
				147	A	Stetson	1	2	253	A	USC Upstate	1	2	191	H	Bradley	9	5
				147	A	Stetson	3	4	113	A	Florida A&M	9	2	191	H	Bradley	2	4
				147	A	Stetson	2	3	25	H	UCF	2	1	192	H	Penn	3	2
				253	A	USC Upstate	3	4	55	H	FGCU	10	5	192	H	Penn	6	0
				253	A	USC Upstate	7	2	55	H	FGCU	8	2	192	H	Penn	7	3

Non-Div. I Games:

North Florida

North Florida

Average RPI Win: 211		WON-LOST	WINNING	LAST 10	STRENGTH OF		OPP. STRENGTH	TEAM	ADJ	CONF.	ADJ CONF.
Average RPI Loss: 82		RECORD	PCT. RANK	GAMES	SCHEDULE		OF SCHEDULE	RPI	RPI	RPI	RPI
DIV. I ONLY		30-19-0	.61224	67	7-3-0		195	175	110	.5166	110
DIV. I NON-CONF.		13-15-0	.46429	175	1-0-0		100	54	142	.50439	142
TOTALS		RPI 1-25	RPI 26-50		W-L RECORDS		RPI 51-100		RPI 101-150		RPI 150+
30-19-0		0-5-0	1-2-0		OVERALL		5-4-0		3-7-0		21-1-0
15-8-0		0-1-0	0-1-0		HOME		3-1-0		2-5-0		10-0-0
15-9-0		0-3-0	1-0-0		AWAY		2-3-0		1-2-0		11-1-0
0-2-0		0-1-0	0-1-0		NEUTRAL		0-0-0		0-0-0		0-0-0
13-15-0		0-5-0	1-2-0		NON-CONFERENCE		5-4-0		3-4-0		4-0-0
9-5-0		0-1-0	0-1-0		HOME		3-1-0		2-2-0		4-0-0
4-8-0		0-3-0	1-0-		AWAY		2-3-0		1-2-0		0-0-0
0-2-0		0-1-0	0-1-0		NEUTRAL		0-0-0		0-0-0		0-0-0
17-4-0		0-0-0	0-0-0		CONFERENCE		0-0-0		0-3-0		17-1-0
6-3-0		0-0-0	0-0-0		HOME		0-0-0		0-3-0		6-0-0
11-1-0		0-0-0	0-0-0		AWAY		0-0-0		0-0-0		11-1-0
0-0-0		0-0-0	0-0-0		NEUTRAL		0-0-0		0-0-0		0-0-0
RPI S	Opponent	Score	RPI S	Opponent	Score	RPI S	Opponent	Score	RPI S	Opponent	Score
4 A	Texas Tech	1 16	49 A	New Mexico	12 5	52 A	Utah	1 5	121 A	UC Santa Barbara	7 3
4 H	Texas Tech	4 15	49 H	New Mexico	3 5	52 A	Utah	1 5	121 A	UC Santa Barbara	2 7
4 N	Texas Tech	4 6	49 N	New Mexico	2 8	52 A	Utah	3 0	121 A	UC Santa Barbara	0 8
15 A	Arizona	2 11				62 H	Yale	16 5	139 H	Grand Canyon	9 11
15 A	Arizona	3 6				62 H	Yale	7 3	139 H	Grand Canyon	0 9
						62 H	Yale	1 3	139 H	Grand Canyon	2 7
						62 H	Yale	18 5	144 H	Bryant	20 7
						69 A	BYU	8 6	144 H	Bryant	7 13
						88 A	Arizona St.	5 12	144 H	Bryant	4 3
									144 H	Bryant	3 6
									211 A	Sacramento St.	8 4
									211 A	Sacramento St.	5 2
									211 A	Sacramento St.	1 2
									247 H	Northern Colo.	7 4
									247 H	Northern Colo.	10 3
									247 H	Northern Colo.	6 2
									252 H	UTRGV	15 5
									252 H	UTRGV	10 2
									252 H	UTRGV	7 4
									264 A	Utah Valley	24 1
									264 A	Utah Valley	16 6
									264 A	Utah Valley	6 0
									273 A	Seattle U	6 4
									273 A	Seattle U	8 5
									273 A	Seattle U	6 2
									282 A	Chicago St.	3 1
									282 A	Chicago St.	10 4

Non-Div. I Games: Benedictine Mesa 8 6 Sul Ross St. 19 9 Benedictine Mesa 10 7 New Mexico St.

RPI	S	Opponent	Score	
282	A	Chicago St.	12	1
297	H	Mt. St. Mary's	25	4
297	H	Mt. St. Mary's	6	3
297	H	Mt. St. Mary's	29	1
297	H	Mt. St. Mary's	13	2

New Mexico St.

N
e
w
M
e
x
i
c
o
S
t
.

N
e
w
M
e
x
i
c
o
S
t
.

RPI	S	Opponent	Score	
240	H	La.-Monroe	10	9
240	H	La.-Monroe	9	1
266	H	Hofstra	4	0
266	H	Hofstra	5	9
266	H	Hofstra	7	1
266	H	Hofstra	16	7

Troy

T
r
o
y

T
r
o
y

Average RPI Win:		180	WON-LOST RECORD		WINNING PCT. RANK		LAST 10 GAMES		STRENGTH OF SCHEDULE		OPP. STRENGTH OF SCHEDULE		TEAM RPI		ADJ RPI		CONF. RPI		ADJ CONF. RPI	
DIV. I ONLY			28-23-0		.54902 106		7-3-0		133		166		112		.51479 112		21		21	
DIV. I NON-CONF.			16-15-0		.51613 139		1-0-0		113		135		118		.51519 118		22		22	
TOTALS		RPI 1-25		RPI 26-50		W-L RECORDS		RPI 51-100		RPI 101-150		RPI 150+								
28-23-0		0-4-0		0-4-0		OVERALL		5-0-0		6-3-0		17-12-0								
18-7-0		0-0-0		0-2-0		HOME		4-0-0		4-0-0		10-5-0								
7-16-0		0-4-0		0-2-0		AWAY		0-0-0		2-3-0		5-7-0								
3-0-0		0-0-0		0-0-0		NEUTRAL		1-0-0		0-0-0		2-0-0								
16-15-0		0-4-0		0-4-0		NON-CONFERENCE		5-0-0		2-1-0		9-6-0								
10-4-0		0-0-0		0-2-0		HOME		4-0-0		1-0-0		5-2-0								
3-11-0		0-4-0		0-0-		AWAY		0-0-0		1-1-0		2-4-0								
3-0-0		0-0-0		0-0-0		NEUTRAL		1-0-0		0-0-0		2-0-0								
12-8-0		0-0-0		0-0-0		CONFERENCE		0-0-0		4-2-0		8-6-0								
8-3-0		0-0-0		0-0-0		HOME		0-0-0		3-0-0		5-3-0								
4-5-0		0-0-0		0-0-0		AWAY		0-0-0		1-2-0		3-3-0								
0-0-0		0-0-0		0-0-0		NEUTRAL		0-0-0		0-0-0		0-0-0								
RPI	S	Opponent		Score		RPI	S	Opponent		Score		RPI	S	Opponent		Score				
5	A	Florida		4	5	37	A	Maryland		8	9	53	H	Rhode Island		11	2			
5	A	Florida		1	8	37	H	Maryland		0	6	53	H	Rhode Island		7	3			
5	A	Florida		6	11	41	A	Old Dominion		3	6	53	N	Rhode Island		2	1			
11	A	Virginia		3	11	41	H	Old Dominion		6	11	62	H	Yale		10	3			
												62	H	Yale		7	6			
														Col. of Charleston		7	6			
														Col. of Charleston		6	4			
														Col. of Charleston		2	0			
														UNCW		1	11			
														UNCW		10	9			
														UNCW		5	6			
														Delaware		8	2			
														Delaware		4	5			
														Delaware		5	8			
														Northeastern		1	3			
														Northeastern		3	6			
														George Mason		4	2			
														UMass Lowell		6	13			
														ETSU		6	8			
														ETSU		3	15			
														ETSU		3	9			
														VMI		7	0			
														Elon		6	7			
														Elon		14	6			
														Elon		8	2			
														Monmouth		6	5			
														James Madison		7	6			
														James Madison		14	8			
														James Madison		8	7			

Non-Div. I Games:

William & Mary

RPI	S	Opponent	Score	
237	H	Saint Joseph's	2	3
244	A	Towson	12	3
244	A	Towson	8	1
244	A	Towson	1	7
251	A	Richmond	11	10
260	A	Norfolk St.	3	9
260	H	Norfolk St.	6	1
268	N	Dayton	7	0
291	H	Lafayette	16	1
291	H	Lafayette	5	4
291	H	Lafayette	6	5

William & Mary

W
i
l
l
i
a
m
&
M
a
r
y

W
i
l
l
i
a
m
&
M
a
r
y

Average RPI Win: 179		WON-LOST	WINNING	LAST 10	STRENGTH OF		OPP. STRENGTH	TEAM	ADJ	CONF.	ADJ CONF.
Average RPI Loss: 141		RECORD	PCT. RANK	GAMES	SCHEDULE		OF SCHEDULE	RPI	RPI	RPI	RPI
DIV. I ONLY		26-24-0	.52	132	4-6-0		65	238	113	.51404	113
DIV. I NON-CONF.		12-14-0	.46154	178	1-3-0		2	235	75	.53706	75
TOTALS		RPI 1-25	RPI 26-50		W-L RECORDS		RPI 51-100		RPI 101-150		RPI 150+
26-24-0		1-3-0	2-3-0		OVERALL		4-4-0		0-2-0		19-12-0
18-11-0		0-0-0	2-0-0		HOME		2-2-0		0-1-0		14-8-0
8-13-0		1-3-0	0-3-0		AWAY		2-2-0		0-1-0		5-4-0
0-0-0		0-0-0	0-0-0		NEUTRAL		0-0-0		0-0-0		0-0-0
12-14-0		1-3-0	2-3-0		NON-CONFERENCE		0-2-0		0-2-0		9-4-0
11-6-0		0-0-0	2-0-0		HOME		0-1-0		0-1-0		9-4-0
1-8-0		1-3-0	0-0-		AWAY		0-1-0		0-1-0		0-0-0
0-0-0		0-0-0	0-0-0		NEUTRAL		0-0-0		0-0-0		0-0-0
14-10-0		0-0-0	0-0-0		CONFERENCE		4-2-0		0-0-0		10-8-0
7-5-0		0-0-0	0-0-0		HOME		2-1-0		0-0-0		5-4-0
7-5-0		0-0-0	0-0-0		AWAY		2-1-0		0-0-0		5-4-0
0-0-0		0-0-0	0-0-0		NEUTRAL		0-0-0		0-0-0		0-0-0
RPI S	Opponent	Score	RPI S	Opponent	Score	RPI S	Opponent	Score	RPI S	Opponent	Score
5 A	Florida	7 8	45 A	Auburn	8 12	80 A	Jacksonville	6 10	109 A	North Florida	5 6
19 A	South Fla.	1 7	48 A	Mercer	2 9	80 H	Jacksonville	5 12	109 H	North Florida	2 9
19 A	South Fla.	1 11	48 A	Mercer	5 11	86 A	Bethune-Cookman	4 3	152 H	Wofford	8 7
19 A	South Fla.	3 2	48 H	Mercer	10 7	86 A	Bethune-Cookman	11 6	152 H	Wofford	17 4
			48 H	Mercer	9 6	86 A	Bethune-Cookman	1 5	152 H	Wofford	2 3
						86 H	Bethune-Cookman	3 1	177 H	George Washington	6 5
						86 H	Bethune-Cookman	10 9	177 H	George Washington	3 2
						86 H	Bethune-Cookman	1 8	177 H	George Washington	2 1
									189 H	ETSU	13 12
									189 H	ETSU	7 3
									189 H	ETSU	8 10
									196 H	Alabama St.	5 6
									197 A	N.C. A&T	6 4
									197 A	N.C. A&T	7 10
									197 A	N.C. A&T	8 1
									197 H	N.C. A&T	10 0
									197 H	N.C. A&T	3 4
									197 H	N.C. A&T	1 7
									224 H	Jackson St.	4 3
									224 H	Jackson St.	7 9
									224 H	Jackson St.	7 4
									255 A	N.C. Central	6 13
									255 A	N.C. Central	17 5
									255 A	N.C. Central	0 8
									255 H	N.C. Central	1 5
									255 H	N.C. Central	7 14
									255 H	N.C. Central	5 4
			LAST 10 GAMES								
			197 A	N.C. A&T	7 10	255 H	N.C. Central	1 5	255 A	N.C. Central	17 5
			197 A	N.C. A&T	6 4	109 H	North Florida	2 9	255 A	N.C. Central	0 8
			197 A	N.C. A&T	8 1	5 A	Florida	7 8	255 H	N.C. Central	1 5
			255 H	N.C. Central	7 14	224 H	Jackson St.	7 9	255 H	N.C. Central	7 14
			255 H	N.C. Central	5 4	224 H	Jackson St.	7 4	255 H	N.C. Central	5 4

Non-Div. I Games:

Florida A&M

RPI	S	Opponent	Score	
287	A	Savannah St.	11	1
287	A	Savannah St.	4	3
287	A	Savannah St.	11	16
287	H	Savannah St.	7	5
287	H	Savannah St.	15	6
287	H	Savannah St.	4	3

Florida A&M

Average RPI Win: 137		WON-LOST	WINNING	LAST 10	STRENGTH OF		OPP. STRENGTH	TEAM	ADJ	CONF.	ADJ CONF.
Average RPI Loss: 77		RECORD	PCT. RANK	GAMES	SCHEDULE		OF SCHEDULE	RPI	RPI	RPI	RPI
DIV. I ONLY		22-29-0	.43137	209	2-8-0		47	45	114	.51395	114
DIV. I NON-CONF.		13-11-0	.54167	122	1-2-0		139	189	128	.51079	127
TOTALS		RPI 1-25	RPI 26-50		W-L RECORDS		RPI 51-100		RPI 101-150		RPI 150+
22-29-0		2-8-0	2-8-0		OVERALL		4-2-0		3-7-0		11-4-0
14-13-0		2-5-0	2-5-0		HOME		4-2-0		2-0-0		4-1-0
8-16-0		0-3-0	0-3-0		AWAY		0-0-0		1-7-0		7-3-0
0-0-0		0-0-0	0-0-0		NEUTRAL		0-0-0		0-0-0		0-0-0
13-11-0		0-1-0	0-4-0		NON-CONFERENCE		0-0-0		2-2-0		11-4-0
6-6-0		0-1-0	0-4-0		HOME		0-0-0		2-0-0		4-1-0
7-5-0		0-0-0	0-0-0		AWAY		0-0-0		0-2-0		7-3-0
0-0-0		0-0-0	0-0-0		NEUTRAL		0-0-0		0-0-0		0-0-0
9-18-0		2-7-0	2-4-0		CONFERENCE		4-2-0		1-5-0		0-0-0
8-7-0		2-4-0	2-1-0		HOME		4-2-0		0-0-0		0-0-0
1-11-0		0-3-0	0-3-0		AWAY		0-0-0		1-5-0		0-0-0
0-0-0		0-0-0	0-0-0		NEUTRAL		0-0-0		0-0-0		0-0-0
RPI S	Opponent	Score	RPI S	Opponent	Score	RPI S	Opponent	Score	RPI S	Opponent	Score
2 H	North Carolina	4 9	28 H	Florida St.	2 9	64 H	Georgia Tech	3 13	104 A	Marshall	1 3
2 H	North Carolina	8 4	28 H	Florida St.	17 0	64 H	Georgia Tech	8 4	104 H	Marshall	7 0
2 H	North Carolina	0 20	28 H	Florida St.	13 12	64 H	Georgia Tech	4 6	112 A	William & Mary	10 19
8 A	Clemson	3 8	40 A	North Carolina St.	2 14	87 H	Boston College	10 6	112 H	William & Mary	3 2
8 A	Clemson	1 12	40 A	North Carolina St.	2 5	87 H	Boston College	16 4	118 A	Duke	1 10
8 A	Clemson	3 6	40 A	North Carolina St.	6 8	87 H	Boston College	4 3	118 A	Duke	5 6
11 H	Virginia	7 5	50 H	Binghamton	1 2				118 A	Duke	7 5
11 H	Virginia	9 10	50 H	Binghamton	5 6				134 A	Pittsburgh	2 8
11 H	Virginia	2 3	50 H	Binghamton	8 9				134 A	Pittsburgh	2 3
20 H	West Virginia	6 8	50 H	Binghamton	5 12				134 A	Pittsburgh	5 9
LAST 10 GAMES									155 H	Canisius	11 0
2 H	North Carolina	0 20	40 A	North Carolina St.	2 14				170 A	Radford	17 6
2 H	North Carolina	8 4	40 A	North Carolina St.	6 8				170 H	Radford	9 7
2 H	North Carolina	4 9	40 A	North Carolina St.	2 5				178 H	Northeastern	17 5
178 H	Northeastern	17 5	20 H	West Virginia	6 8				189 A	ETSU	4 7
210 A	Campbell	2 7	64 H	Georgia Tech	4 6				210 A	Campbell	2 7
									210 H	Campbell	8 15
									212 A	Nevada	8 5
									212 A	Nevada	4 7
									212 A	Nevada	24 10
									212 A	Nevada	8 7
									213 H	Niagara	8 3
									253 A	USC Upstate	8 2
									253 A	USC Upstate	9 8
									253 A	USC Upstate	11 3

Non-Div. I Games:

Virginia Tech

[illegible]

Non-Div. I Games:

Cornell

RPI	S	Opponent	Score	
229	A	Bucknell	11	4
229	A	Bucknell	5	2
229	A	Bucknell	7	3
229	A	Bucknell	0	1
244	A	Towson	27	14
251	A	Richmond	7	8

Cornell

Average RPI Win: 134		WON-LOST	WINNING	LAST 10	STRENGTH OF		OPP. STRENGTH	TEAM	ADJ	CONF.	ADJ CONF.
Average RPI Loss: 91		RECORD	PCT. RANK	GAMES	SCHEDULE		OF SCHEDULE	RPI	RPI	RPI	RPI
DIV. I ONLY		24-23-0	.51064	138	6-4-0		124	55	116	.51297	116
DIV. I NON-CONF.		14-9-0	.6087	80	0-1-0		122	231	88	.52974	88
TOTALS		RPI 1-25	RPI 26-50		W-L RECORDS		RPI 51-100		RPI 101-150		RPI 150+
24-23-0		1-3-0	0-0-0		OVERALL		10-14-0		4-2-0		9-4-0
18-7-0		1-2-0	0-0-0		HOME		6-4-0		3-0-0		8-1-0
6-16-0		0-1-0	0-0-0		AWAY		4-10-0		1-2-0		1-3-0
0-0-0		0-0-0	0-0-0		NEUTRAL		0-0-0		0-0-0		0-0-0
14-9-0		0-1-0	0-0-0		NON-CONFERENCE		2-4-0		3-0-0		9-4-0
11-2-0		0-0-0	0-0-0		HOME		0-1-0		3-0-0		8-1-0
3-7-0		0-1-0	0-0-		AWAY		2-3-0		0-0-0		1-3-0
0-0-0		0-0-0	0-0-0		NEUTRAL		0-0-0		0-0-0		0-0-0
10-14-0		1-2-0	0-0-0		CONFERENCE		8-10-0		1-2-0		0-0-0
7-5-0		1-2-0	0-0-0		HOME		6-3-0		0-0-0		0-0-0
3-9-0		0-0-0	0-0-0		AWAY		2-7-0		1-2-0		0-0-0
0-0-0		0-0-0	0-0-0		NEUTRAL		0-0-0		0-0-0		0-0-0
RPI S	Opponent	Score	RPI S	Opponent	Score	RPI S	Opponent	Score	RPI S	Opponent	Score
15 H	Arizona	5 19				52 A	Utah	5 4	105 A	Southern California	2 4
15 H	Arizona	5 6				52 A	Utah	10 1	105 A	Southern California	3 12
15 H	Arizona	9 3				52 A	Utah	1 2	105 A	Southern California	4 1
21 A	Long Beach St.	7 8				56 A	Loyola Marymount	6 3	145 H	SFA	4 2
						56 A	Loyola Marymount	5 18	145 H	SFA	10 5
						56 A	Loyola Marymount	7 4	145 H	SFA	7 3
						56 A	Loyola Marymount	3 7	173 H	CSUN	6 4
						59 H	UCLA	7 3	173 H	CSUN	11 7
						59 H	UCLA	2 12	173 H	CSUN	3 0
						59 H	UCLA	7 1	173 H	CSUN	1 3
						66 H	Washington	6 3	211 A	Sacramento St.	4 6
						66 H	Washington	1 7	211 A	Sacramento St.	2 10
						66 H	Washington	5 4	211 A	Sacramento St.	4 3
						68 A	Gonzaga	4 9	250 A	Pacific	8 14
						68 H	Gonzaga	3 7	264 H	Utah Valley	10 0
						71 H	Oregon	2 1	264 H	Utah Valley	9 2
						71 H	Oregon	2 8	264 H	Utah Valley	8 4
						71 H	Oregon	6 5	264 H	Utah Valley	9 3
						78 A	California	2 12	273 H	Seattle U	9 4
						78 A	California	5 9			
LAST 10 GAMES											
						59 H	UCLA	2 12			
						59 H	UCLA	7 3			
						59 H	UCLA	7 1			
						71 H	Oregon	6 5			
						71 H	Oregon	2 1			

Non-Div. I Games:

Washington St.

W
a
s
h
i
n
g
t
o
n
s
t
.

1
2
3
4
5
6
7
8
9
10
11
12

RPI	S	Opponent	Score
78	A	California	2 7
88	A	Arizona St.	4 5
88	A	Arizona St.	7 10
88	A	Arizona St.	5 6

71	H Oregon	2	8
52	A Utah	5	4
52	A Utah	10	1
52	A Utah	1	2
68	H Gonzaga	3	7

Average RPI Win: 131		WON-LOST	WINNING	LAST 10	STRENGTH OF		OPP. STRENGTH	TEAM	ADJ	CONF.	ADJ CONF.
Average RPI Loss: 89		RECORD	PCT. RANK	GAMES	SCHEDULE		OF SCHEDULE	RPI	RPI	RPI	RPI
DIV. I ONLY		22-29-0	.43137	209	2-8-0		64	67	117	.51295	117
DIV. I NON-CONF.		14-10-0	.58333	97	1-0-0		40	73	47	.55451	47
TOTALS		RPI 1-25	RPI 26-50		W-L RECORDS		RPI 51-100		RPI 101-150		RPI 150+
22-29-0		0-5-0	3-4-0		OVERALL		6-13-0		2-1-0		11-6-0
12-11-0		0-5-0	1-2-0		HOME		1-0-0		0-0-0		10-4-0
10-18-0		0-0-0	2-2-0		AWAY		5-13-0		2-1-0		1-2-0
0-0-0		0-0-0	0-0-0		NEUTRAL		0-0-0		0-0-0		0-0-0
14-10-0		0-2-0	2-2-0		NON-CONFERENCE		5-2-0		0-0-0		7-4-0
7-4-0		0-2-0	0-0-0		HOME		1-0-0		0-0-0		6-2-0
7-6-0		0-0-0	2-0-		AWAY		4-2-0		0-0-0		1-2-0
0-0-0		0-0-0	0-0-0		NEUTRAL		0-0-0		0-0-0		0-0-0
8-19-0		0-3-0	1-2-0		CONFERENCE		1-11-0		2-1-0		4-2-0
5-7-0		0-3-0	1-2-0		HOME		0-0-0		0-0-0		4-2-0
3-12-0		0-0-0	0-0-0		AWAY		1-11-0		2-1-0		0-0-0
0-0-0		0-0-0	0-0-0		NEUTRAL		0-0-0		0-0-0		0-0-0
RPI S	Opponent	Score	RPI S	Opponent	Score	RPI S	Opponent	Score	RPI S	Opponent	Score
14 H	Missouri St.	0 5	33 A	Indiana	5 3	60 A	Rice	3 5	104 A	Marshall	8 6
16 H	Southern Miss.	7 14	33 A	Indiana	1 12	60 A	Rice	13 1	104 A	Marshall	6 4
16 H	Southern Miss.	9 13	33 A	Indiana	0 6	60 A	Rice	0 4	104 A	Marshall	6 8
16 H	Southern Miss.	3 4	41 H	Old Dominion	17 6	72 A	Ga. Southern	5 8	158 A	Belmont	6 4
22 H	Vanderbilt	2 21	41 H	Old Dominion	8 9	72 A	Ga. Southern	6 5	158 H	Belmont	10 4
			41 H	Old Dominion	3 5	72 A	Ga. Southern	6 7	162 H	Kennesaw St.	5 19
			44 A	Tennessee	7 4	73 A	Fla. Atlantic	1 10	162 H	Kennesaw St.	3 0
						73 A	Fla. Atlantic	6 7	162 H	Kennesaw St.	9 7
						73 A	Fla. Atlantic	6 7	171 A	Austin Peay	8 21
						84 A	Charlotte	2 10	171 H	Austin Peay	3 2
						84 A	Charlotte	4 7	172 H	UAB	11 10
						84 A	Charlotte	5 12	172 H	UAB	13 3
						91 A	UTSA	2 3	172 H	UAB	18 3
						91 A	UTSA	9 10	204 H	Northwestern	11 4
						91 A	UTSA	7 14	205 A	Lipscomb	2 3
						94 A	Memphis	6 5	205 H	Lipscomb	2 16
						94 A	Memphis	11 7	240 H	Western Ky.	10 9
						95 A	Tennessee Tech	18 7	240 H	Western Ky.	3 10
						95 H	Tennessee Tech	11 9	240 H	Western Ky.	2 4
									271 H	Bowling Green	20 8
LAST 10 GAMES											
			60 A	Rice	0 4	91 A	UTSA	7 14			
			60 A	Rice	13 1	91 A	UTSA	2 3			
			60 A	Rice	3 5	16 H	Southern Miss.	9 13			
			95 H	Tennessee Tech	11 9	16 H	Southern Miss.	3 4			
			91 A	UTSA	9 10	16 H	Southern Miss.	7 14			

Non-Div. I Games:

Middle Tenn.

Average RPI Win: 153		WON-LOST	WINNING	LAST 10	STRENGTH OF	OPP. STRENGTH	TEAM	ADJ	CONF.	ADJ CONF.				
Average RPI Loss: 67		RECORD	PCT. RANK	GAMES	SCHEDULE	OF SCHEDULE	RPI	RPI	RPI	RPI				
DIV. I ONLY		26-25-0	.5098	145	5-5-0	86	47	119	.51258	118	3	3		
DIV. I NON-CONF.		15-9-0	.625	70	2-1-0	186	154	137	.50627	137	4	4		
<hr/>														
TOTALS		RPI 1-25	RPI 26-50		W-L RECORDS		RPI 51-100		RPI 101-150		RPI 150+			
26-25-0		3-8-0	0-0-0		OVERALL		5-12-0		4-4-0		14-1-0			
20-11-0		1-2-0	0-0-0		HOME		3-4-0		4-4-0		12-1-0			
6-10-0		2-4-0	0-0-0		AWAY		2-6-0		0-0-0		2-0-0			
0-4-0		0-2-0	0-0-0		NEUTRAL		0-2-0		0-0-0		0-0-0			
15-9-0		0-2-0	0-0-0		NON-CONFERENCE		0-5-0		1-1-0		14-1-0			
13-3-0		0-0-0	0-0-0		HOME		0-1-0		1-1-0		12-1-0			
2-2-0		0-0-0	0-0-		AWAY		0-2-0		0-0-0		2-0-0			
0-4-0		0-2-0	0-0-0		NEUTRAL		0-2-0		0-0-0		0-0-0			
11-16-0		3-6-0	0-0-0		CONFERENCE		5-7-0		3-3-0		0-0-0			
7-8-0		1-2-0	0-0-0		HOME		3-3-0		3-3-0		0-0-0			
4-8-0		2-4-0	0-0-0		AWAY		2-4-0		0-0-0		0-0-0			
0-0-0		0-0-0	0-0-0		NEUTRAL		0-0-0		0-0-0		0-0-0			
RPI	S	Opponent	Score		RPI	S	Opponent	Score		RPI	S	Opponent	Score	
1	N	Oregon St.	3	6						54	A	Liberty	4	8
1	N	Oregon St.	2	11						61	A	Miami (FL)	7	9
3	A	Louisville	5	7						61	A	Miami (FL)	0	7
3	A	Louisville	5	3						61	A	Miami (FL)	5	2
3	A	Louisville	0	10						64	H	Georgia Tech	7	5
9	H	Wake Forest	4	8						64	H	Georgia Tech	3	5
9	H	Wake Forest	7	3						64	H	Georgia Tech	12	5
9	H	Wake Forest	2	11						68	N	Gonzaga	1	6
11	A	Virginia	6	13						68	N	Gonzaga	1	4
11	A	Virginia	6	13						85	A	East Carolina	1	5
11	A	Virginia	19	3						85	H	East Carolina	4	9
										87	H	Boston College	9	2
										87	H	Boston College	1	3
										87	H	Boston College	6	15
										97	A	Notre Dame	4	5
										97	A	Notre Dame	14	1
										97	A	Notre Dame	2	3

Non-Div. I Games:

Duke

Average RPI Win:	143	WON-LOST RECORD	WINNING PCT. RANK	LAST 10 GAMES	STRENGTH OF SCHEDULE	OPP. STRENGTH OF SCHEDULE	TEAM RPI	ADJ RPI	CONF. RPI	ADJ CONF. RPI	
DIV. I ONLY	20-17-1	.53947	115	4-5-1	193	97	120	.51252	119	14	14
DIV. I NON-CONF.	9-8-1	.52778	131	1-0-1	179	28	91	.52801	91	9	9
<hr/>											
TOTALS	RPI 1-25	RPI 26-50		W-L RECORDS	RPI 51-100		RPI 101-150		RPI 150+		
20-17-1	2-1-0	0-0-0		OVERALL	4-5-0		4-2-0		10-9-1		
7-5-0	0-0-0	0-0-0		HOME	1-0-0		1-1-0		5-4-0		
11-11-1	2-1-0	0-0-0		AWAY	3-5-0		2-0-0		4-5-1		
2-1-0	0-0-0	0-0-0		NEUTRAL	0-0-0		1-1-0		1-0-0		
9-8-1	2-1-0	0-0-0		NON-CONFERENCE	3-2-0		1-1-0		3-4-1		
1-1-0	0-0-0	0-0-0		HOME	1-0-0		0-0-0		0-1-0		
6-6-1	2-1-0	0-0-		AWAY	2-2-0		0-0-0		2-3-1		
2-1-0	0-0-0	0-0-0		NEUTRAL	0-0-0		1-1-0		1-0-0		
11-9-0	0-0-0	0-0-0		CONFERENCE	1-3-0		3-1-0		7-5-0		
6-4-0	0-0-0	0-0-0		HOME	0-0-0		1-1-0		5-3-0		
5-5-0	0-0-0	0-0-0		AWAY	1-3-0		2-0-0		2-2-0		
0-0-0	0-0-0	0-0-0		NEUTRAL	0-0-0		0-0-0		0-0-0		
RPI S	Opponent	Score	RPI S	Opponent	Score	RPI S	Opponent	Score	RPI S	Opponent	Score
25 A	UCF	4 3				61 A	Miami (FL)	1 0	115 H	Cornell	5 0
25 A	UCF	0 15				61 A	Miami (FL)	2 3	115 H	Cornell	0 2
25 A	UCF	4 1				61 A	Miami (FL)	5 0	127 A	Columbia	6 2
						62 A	Yale	0 8	127 A	Columbia	9 2
						62 A	Yale	1 6	128 N	St. Bonaventure	13 1
						62 A	Yale	7 2	128 N	St. Bonaventure	7 8
						62 A	Yale	3 11	181 H	Princeton	2 4
						86 A	Bethune-Cookman	2 9	181 H	Princeton	7 6
						87 H	Boston College	8 3	185 H	UMass Lowell	5 9
									187 A	Harvard	7 8
									187 A	Harvard	3 0
									187 H	Harvard	2 1
									187 H	Harvard	6 7
									187 N	Eastern Mich.	8 4
									192 A	Penn	6 7
									192 A	Penn	9 5
									216 H	Brown	5 1
									216 H	Brown	3 1
									216 H	Brown	8 9
									216 H	Brown	7 1
									219 A	Holy Cross	2 5
									228 A	The Citadel	10 9
									228 A	The Citadel	4 5
									228 A	The Citadel	7 8
									228 A	The Citadel	7 2
									243 A	Siena	9 9

Non-Div. I Games: Chicago 19 11 Southern Me. 9 1

Dartmouth

Average RPI Win:	164	WON-LOST	WINNING	LAST 10	STRENGTH OF	OPP. STRENGTH	TEAM	ADJ	CONF.	ADJ CONF.	
Average RPI Loss:	114	RECORD	PCT. RANK	GAMES	SCHEDULE	OF SCHEDULE	RPI	RPI	RPI	RPI	
DIV. I ONLY		28-23-0	.54902 106	4-6-0	161	89	121	.51247 120	12	12	
DIV. I NON-CONF.		19-11-0	.63333 68	0-1-0	164	52	86	.53019 86	17	17	
<hr/>											
TOTALS	RPI 1-25	RPI 26-50		W-L RECORDS		RPI 51-100		RPI 101-150		RPI 150+	
28-23-0	0-0-0	3-8-0		OVERALL		2-2-0		4-4-0		19-9-0	
17-9-0	0-0-0	2-2-0		HOME		0-0-0		4-3-0		11-4-0	
11-14-0	0-0-0	1-6-0		AWAY		2-2-0		0-1-0		8-5-0	
0-0-0	0-0-0	0-0-0		NEUTRAL		0-0-0		0-0-0		0-0-0	
19-11-0	0-0-0	3-5-0		NON-CONFERENCE		2-2-0		1-1-0		13-3-0	
12-5-0	0-0-0	2-2-0		HOME		0-0-0		1-0-0		9-3-0	
7-6-0	0-0-0	1-0-		AWAY		2-2-0		0-1-0		4-0-0	
0-0-0	0-0-0	0-0-0		NEUTRAL		0-0-0		0-0-0		0-0-0	
9-12-0	0-0-0	0-3-0		CONFERENCE		0-0-0		3-3-0		6-6-0	
5-4-0	0-0-0	0-0-0		HOME		0-0-0		3-3-0		2-1-0	
4-8-0	0-0-0	0-3-0		AWAY		0-0-0		0-0-0		4-5-0	
0-0-0	0-0-0	0-0-0		NEUTRAL		0-0-0		0-0-0		0-0-0	
RPI S	Opponent	Score	RPI S	Opponent	Score	RPI S	Opponent	Score	RPI S	Opponent	Score
			28 A	Florida St.	3 16	58 A	Kansas	4 6	102 H	Western Caro.	7 0
			28 A	Florida St.	0 8	58 A	Kansas	6 1	102 H	Western Caro.	8 3
			28 A	Florida St.	4 13	58 A	Kansas	8 6	102 H	Western Caro.	5 6
			33 H	Indiana	6 5	100 A	Jacksonville St.	5 9	111 A	Troy	2 9
			33 H	Indiana	5 3				111 H	Troy	4 3
			33 H	Indiana	5 10				136 H	Furman	2 3
			45 A	Auburn	7 6				136 H	Furman	1 4
			45 H	Auburn	15 16				136 H	Furman	4 3
			48 A	Mercer	1 7				152 A	Wofford	8 2
			48 A	Mercer	2 4				152 A	Wofford	5 7
			48 A	Mercer	6 9				152 A	Wofford	3 6
									172 A	UAB	5 1
									172 H	UAB	3 9
									176 A	Alabama	10 3
									187 H	Eastern Mich.	7 3
									187 H	Eastern Mich.	4 3
									187 H	Eastern Mich.	3 8
									189 A	ETSU	8 10
									189 A	ETSU	6 7
									189 A	ETSU	6 3
									195 A	VMI	2 1
									195 A	VMI	0 4
									195 A	VMI	9 8
									196 A	Alabama St.	10 7
									196 H	Alabama St.	14 4
									202 H	Eastern Ill.	4 1
									202 H	Eastern Ill.	9 4
<hr/>											
LAST 10 GAMES											
			189 A	ETSU	6 7	136 H	Furman	1 4			
			189 A	ETSU	8 10	172 H	UAB	3 9			
			189 A	ETSU	6 3	102 H	Western Caro.	7 0			
			136 H	Furman	4 3	102 H	Western Caro.	5 6			
			136 H	Furman	2 3	102 H	Western Caro.	8 3			

Non-Div. I Games:

Samford

Samford

Average RPI Win:		127	WON-LOST RECORD		WINNING PCT. RANK		LAST 10 GAMES		STRENGTH OF SCHEDULE		OPP. STRENGTH OF SCHEDULE		TEAM RPI		ADJ RPI		CONF. RPI		ADJ CONF. RPI				
DIV. I ONLY			21-27-0		.4375	208	3-7-0		43		94		122		.51126		121	8		8			
DIV. I NON-CONF.			14-16-0		.46667	173	0-1-0		5		132		79		.53529		79	8		8			
TOTALS		RPI 1-25		RPI 26-50		W-L RECORDS		RPI 51-100		RPI 101-150		RPI 150+											
21-27-0		1-5-0		1-2-0		OVERALL		6-10-0		3-3-0		10-7-0											
15-11-0		1-2-0		0-0-0		HOME		4-4-0		2-1-0		8-4-0											
6-16-0		0-3-0		1-2-0		AWAY		2-6-0		1-2-0		2-3-0											
0-0-0		0-0-0		0-0-0		NEUTRAL		0-0-0		0-0-0		0-0-0											
14-16-0		0-3-0		0-0-0		NON-CONFERENCE		6-10-0		2-1-0		6-2-0											
11-6-0		0-0-0		0-0-0		HOME		4-4-0		2-1-0		5-1-0											
3-10-0		0-3-0		0-0-		AWAY		2-6-0		0-0-0		1-1-0											
0-0-0		0-0-0		0-0-0		NEUTRAL		0-0-0		0-0-0		0-0-0											
7-11-0		1-2-0		1-2-0		CONFERENCE		0-0-0		1-2-0		4-5-0											
4-5-0		1-2-0		0-0-0		HOME		0-0-0		0-0-0		3-3-0											
3-6-0		0-0-0		1-2-0		AWAY		0-0-0		1-2-0		1-2-0											
0-0-0		0-0-0		0-0-0		NEUTRAL		0-0-0		0-0-0		0-0-0											
RPI	S	Opponent		Score		RPI	S	Opponent		Score		RPI	S	Opponent		Score		RPI	S	Opponent		Score	
7	A	Kentucky		1	2	42	A	Cal St. Fullerton		4	8	56	A	Loyola Marymount		6	3	110	H	New Mexico St.		7	2
7	A	Kentucky		2	3	42	A	Cal St. Fullerton		3	12	56	A	Loyola Marymount		0	1	110	H	New Mexico St.		3	7
7	A	Kentucky		1	12	42	A	Cal St. Fullerton		6	3	56	A	Loyola Marymount		2	8	110	H	New Mexico St.		8	0
21	H	Long Beach St.		3	2							65	A	Saint Mary's (CA)		5	15	138	A	UC Riverside		7	8
21	H	Long Beach St.		3	9							65	H	Saint Mary's (CA)		1	4	138	A	UC Riverside		5	9
21	H	Long Beach St.		2	5							68	H	Gonzaga		1	4	138	A	UC Riverside		6	5
												69	A	BYU		10	8	164	H	UC Irvine		7	8
												69	A	BYU		8	14	164	H	UC Irvine		8	7
												69	A	BYU		3	17	164	H	UC Irvine		11	3
												69	A	BYU		6	7	167	H	UC Davis		2	3
												79	H	Tulane		7	4	167	H	UC Davis		6	3
												79	H	Tulane		14	1	167	H	UC Davis		0	2
												79	H	Tulane		6	5	173	A	CSUN		15	6
												89	H	San Diego St.		4	5	173	A	CSUN		8	10
												89	H	San Diego St.		6	5	173	A	CSUN		3	7
												89	H	San Diego St.		3	5	174	H	Stony Brook		0	7
																		174	H	Stony Brook		8	5
																		174	H	Stony Brook		12	4
																		179	A	CSU Bakersfield		1	2
																		179	H	CSU Bakersfield		6	4
																		199	A	Pepperdine		6	3
																		199	H	Pepperdine		10	3
																		212	H	Nevada		10	3
LAST 10 GAMES																							
42 A Cal St. Fullerton						3	12	167 H UC Davis						2	3	212 H Nevada						10	3
42 A Cal St. Fullerton						6	3	167 H UC Davis						6	3								
42 A Cal St. Fullerton						4	8	138 A UC Riverside						6	5								
65 A Saint Mary's (CA)						5	15	138 A UC Riverside						5	9								
167 H UC Davis						0	2	138 A UC Riverside						7	8								

Non-Div. I Games:

UC Santa Barbara

RPI	S	Opponent	Score	
271	A	Bowling Green	8	7
271	A	Bowling Green	2	3
271	A	Bowling Green	8	2
274	A	Incarnate Word	10	11
274	A	Incarnate Word	4	10
274	A	Incarnate Word	25	5
274	A	Incarnate Word	5	2

Central Mich.

C
e
n
t
r
a
l
M
i
c
h
.

C
e
n
t
r
a
l
M
i
c
h
.

Average RPI Win:		188	WON-LOST RECORD		WINNING PCT. RANK	LAST 10 GAMES	STRENGTH OF SCHEDULE		OPP. STRENGTH OF SCHEDULE	TEAM RPI	ADJ RPI	CONF. RPI	ADJ CONF. RPI
Average RPI Loss:		74											
DIV. I ONLY			25-25-1		.5	150	6-4-0		76	140	123	.51023	123
DIV. I NON-CONF.			12-11-1		.52083	134	1-0-0		22	183	94	.52671	94
TOTALS		RPI 1-25	RPI 26-50		W-L RECORDS		RPI 51-100		RPI 101-150		RPI 150+		
25-25-1		2-7-0	0-8-0		OVERALL		3-1-0		6-7-0		14-2-1		
19-10-0		1-1-0	0-3-0		HOME		3-1-0		4-4-0		11-1-0		
5-15-1		1-6-0	0-5-0		AWAY		0-0-0		2-3-0		2-1-1		
1-0-0		0-0-0	0-0-0		NEUTRAL		0-0-0		0-0-0		1-0-0		
12-11-1		2-7-0	0-2-0		NON-CONFERENCE		1-0-0		2-2-0		7-0-1		
10-4-0		1-1-0	0-1-0		HOME		1-0-0		2-2-0		6-0-0		
1-7-1		1-6-0	0-0-0		AWAY		0-0-0		0-0-0		0-0-1		
1-0-0		0-0-0	0-0-0		NEUTRAL		0-0-0		0-0-0		1-0-0		
13-14-0		0-0-0	0-6-0		CONFERENCE		2-1-0		4-5-0		7-2-0		
9-6-0		0-0-0	0-2-0		HOME		2-1-0		2-2-0		5-1-0		
4-8-0		0-0-0	0-4-0		AWAY		0-0-0		2-3-0		2-1-0		
0-0-0		0-0-0	0-0-0		NEUTRAL		0-0-0		0-0-0		0-0-0		
RPI S	Opponent	Score	RPI S	Opponent	Score	RPI S	Opponent	Score	RPI S	Opponent	Score		
12 A	LSU	7 4	27 A	Southeastern La.	3 8	79 H	Tulane	9 5	107 H	Lamar University	1 9		
12 H	LSU	11 8	27 H	Southeastern La.	0 8	99 H	Houston Baptist	8 3	107 H	Lamar University	6 0		
14 A	Missouri St.	2 7	27 H	Southeastern La.	2 4	99 H	Houston Baptist	1 4	107 H	Lamar University	2 0		
16 A	Southern Miss.	4 8	36 A	McNeese	7 9	99 H	Houston Baptist	3 1	111 H	Troy	9 12		
16 H	Southern Miss.	0 6	36 A	McNeese	0 5				111 H	Troy	3 2		
18 A	Arkansas	2 5	36 A	McNeese	3 5				111 H	Troy	3 4		
23 A	Texas	1 7	38 A	South Ala.	7 10				131 H	Ill.-Chicago	8 5		
23 A	Texas	2 3	38 H	South Ala.	6 9				133 A	Central Ark.	11 4		
23 A	Texas	3 4							133 A	Central Ark.	0 10		
									133 A	Central Ark.	5 6		
									140 A	Nicholls St.	6 2		
									140 A	Nicholls St.	7 8		
									140 H	Nicholls St.	0 3		
									194 H	A&M-Corpus Christi	4 8		
									194 H	A&M-Corpus Christi	10 3		
									194 H	A&M-Corpus Christi	10 9		
									224 A	Jackson St.	5 5		
									224 H	Jackson St.	16 2		
									267 H	Abilene Christian	9 8		
									267 H	Abilene Christian	8 6		
									267 H	Abilene Christian	12 6		
									274 A	Incarnate Word	9 10		
									274 A	Incarnate Word	9 2		
									274 A	Incarnate Word	15 7		
									278 N	Grambling	10 1		
									278 N	Grambling	10 1		
									285 H	Prairie View	14 0		
									286 H	Alcorn	14 0		
LAST 10 GAMES													
			140 A	Nicholls St.	7 8	99 H	Houston Baptist	3 1	274 A	Incarnate Word	9 2		
			140 H	Nicholls St.	0 3	278 N	Grambling	10 1	274 A	Incarnate Word	15 7		
			140 A	Nicholls St.	6 2	274 A	Incarnate Word	9 10	278 N	Grambling	10 1		
			99 H	Houston Baptist	1 4	274 A	Incarnate Word	9 2	285 H	Prairie View	14 0		
			99 H	Houston Baptist	8 3	274 A	Incarnate Word	15 7	286 H	Alcorn	14 0		

Non-Div. I Games:

New Orleans

RPI	S	Opponent	Score	
286	H	Alcorn	7	6
286	H	Alcorn	10	0
292	H	Southern U.	5	0

New Orleans

N
e
w
O
r
l
e
a
n
s

N
e
w
O
r
l
e
a
n
s

P
u
r
d
u
e

Purdue

RPI	S	Opponent	Score	
198	H	Valparaiso	1	5
204	H	Northwestern	7	8
204	H	Northwestern	2	1
204	H	Northwestern	2	7
207	A	Little Rock	0	13
207	A	Little Rock	0	2
207	A	Little Rock	6	4
265	A	Santa Clara	10	5
265	A	Santa Clara	12	4
265	A	Santa Clara	3	0
265	A	Santa Clara	8	7
298	H	Fort Wayne	18	0

Purdue

P
u
r
d
u
e

P
u
r
d
u
e

[illegible]

Non-Div. I Games:	West Va. Tech	19	6
--------------------------	----------------------	-----------	----------

Morehead St.

RPI	S	Opponent	Score	
230	H	SIUE	16	3
230	H	SIUE	16	4
232	H	Eastern Ky.	18	7
232	H	Eastern Ky.	15	9
232	H	Eastern Ky.	9	6
262	H	Massachusetts	7	6
262	H	Massachusetts	22	0
262	H	Massachusetts	6	5
271	H	Bowling Green	11	7
271	H	Bowling Green	5	6
271	H	Bowling Green	9	6
272	H	Youngstown St.	23	9
295	H	Alabama A&M	13	6
295	H	Alabama A&M	12	2

Morehead St.

M
o
r
e
h
e
a
d
s
t
.

M
o
r
e
h
e
a
d
s
t
.

Average RPI Win: 135		WON-LOST RECORD		WINNING PCT. RANK		LAST 10 GAMES		STRENGTH OF SCHEDULE		OPP. STRENGTH OF SCHEDULE		TEAM RPI		ADJ RPI		CONF. RPI		ADJ CONF. RPI					
DIV. I ONLY		23-27-0		.46 182		5-5-0		81		88		126		.50944 126		8		8					
DIV. I NON-CONF.		12-20-0		.375 229		2-2-0		95		86		181		.48472 181		8		8					
TOTALS		RPI 1-25		RPI 26-50		W-L RECORDS		RPI 51-100		RPI 101-150		RPI 150+											
23-27-0		1-3-0		3-4-0		OVERALL		4-9-0		4-2-0		11-9-0											
14-10-0		0-0-0		3-4-0		HOME		2-2-0		4-2-0		5-2-0											
9-17-0		1-3-0		0-0-0		AWAY		2-7-0		0-0-0		6-7-0											
0-0-0		0-0-0		0-0-0		NEUTRAL		0-0-0		0-0-0		0-0-0											
12-20-0		0-1-0		1-3-0		NON-CONFERENCE		4-9-0		2-1-0		5-6-0											
8-7-0		0-0-0		1-3-0		HOME		2-2-0		2-1-0		3-1-0											
4-13-0		0-1-0		0-0-		AWAY		2-7-0		0-0-0		2-5-0											
0-0-0		0-0-0		0-0-0		NEUTRAL		0-0-0		0-0-0		0-0-0											
11-7-0		1-2-0		2-1-0		CONFERENCE		0-0-0		2-1-0		6-3-0											
6-3-0		0-0-0		2-1-0		HOME		0-0-0		2-1-0		2-1-0											
5-4-0		1-2-0		0-0-0		AWAY		0-0-0		0-0-0		4-2-0											
0-0-0		0-0-0		0-0-0		NEUTRAL		0-0-0		0-0-0		0-0-0											
RPI	S	Opponent		Score		RPI	S	Opponent		Score		RPI	S	Opponent		Score							
10	A	Stanford		2	5	42	H	Cal St. Fullerton		13	6	56	H	Loyola Marymount		0	4	146	H	Wichita St.		3	0
21	A	Long Beach St.		6	3	42	H	Cal St. Fullerton		4	7	56	H	Loyola Marymount		16	1	146	H	Wichita St.		0	2
21	A	Long Beach St.		2	5	42	H	Cal St. Fullerton		8	4	56	H	Loyola Marymount		5	6	146	H	Wichita St.		5	4
21	A	Long Beach St.		0	3	43	H	Nebraska		5	6	59	A	UCLA		1	2	150	H	Hawaii		1	11
						43	H	Nebraska		3	2	59	A	UCLA		6	3	150	H	Hawaii		7	1
						43	H	Nebraska		2	3	59	A	UCLA		4	5	150	H	Hawaii		15	5
						43	H	Nebraska		4	6	68	H	Gonzaga		6	1	159	A	Fresno St.		8	12
												78	A	California		1	8	159	H	Fresno St.		3	6
												78	A	California		6	4	164	A	UC Irvine		3	2
												78	A	California		3	4	164	A	UC Irvine		2	3
												89	A	San Diego St.		0	2	164	A	UC Irvine		6	5
												89	A	San Diego St.		4	6	167	A	UC Davis		4	1
												89	A	San Diego St.		0	5	167	A	UC Davis		0	3
																		167	A	UC Davis		9	6
																		173	H	CSUN		5	2
																		173	H	CSUN		3	12
																		173	H	CSUN		6	5
																		179	A	CSU Bakersfield		10	2
																		179	H	CSU Bakersfield		9	7
																		199	A	Pepperdine		1	6
																		199	H	Pepperdine		5	3
																		250	A	Pacific		0	16
																		250	A	Pacific		3	8
																		250	A	Pacific		0	2
																		265	A	Santa Clara		11	7
																		265	H	Santa Clara		15	0
				LAST 10 GAMES																			
																		21	A	Long Beach St.		6	3
																		21	A	Long Beach St.		0	3
																		199	H	Pepperdine		5	3
																		59	A	UCLA		4	5
																		59	A	UCLA		6	3

Non-Div. I Games:

Cal Poly

Average RPI Win:	170	WON-LOST	WINNING	LAST 10	STRENGTH OF	OPP. STRENGTH	TEAM	ADJ	CONF.	ADJ CONF.					
Average RPI Loss:	89	RECORD	PCT. RANK	GAMES	SCHEDULE	OF SCHEDULE	RPI	RPI	RPI	RPI					
DIV. I ONLY		18-23-0	.43902	207	8-2-0	119	84	127	.5094	127	14	14			
DIV. I NON-CONF.		6-14-0	.3	252	1-0-0	59	5	127	.51148	126	9	9			
<hr/>															
TOTALS	RPI 1-25	RPI 26-50		W-L RECORDS		RPI 51-100		RPI 101-150		RPI 150+					
18-23-0	0-7-0	1-2-0		OVERALL		1-4-0		2-5-0		14-5-0					
4-8-0	0-0-0	0-0-0		HOME		0-0-0		1-5-0		3-3-0					
14-13-0	0-7-0	1-0-0		AWAY		1-4-0		1-0-0		11-2-0					
0-2-0	0-0-0	0-2-0		NEUTRAL		0-0-0		0-0-0		0-0-0					
6-14-0	0-7-0	1-2-0		NON-CONFERENCE		1-2-0		1-0-0		3-3-0					
0-1-0	0-0-0	0-0-0		HOME		0-0-0		0-0-0		0-1-0					
6-11-0	0-7-0	1-0-		AWAY		1-2-0		1-0-0		3-2-0					
0-2-0	0-0-0	0-2-0		NEUTRAL		0-0-0		0-0-0		0-0-0					
12-9-0	0-0-0	0-0-0		CONFERENCE		0-2-0		1-5-0		11-2-0					
4-7-0	0-0-0	0-0-0		HOME		0-0-0		1-5-0		3-2-0					
8-2-0	0-0-0	0-0-0		AWAY		0-2-0		0-0-0		8-0-0					
0-0-0	0-0-0	0-0-0		NEUTRAL		0-0-0		0-0-0		0-0-0					
RPI	S	Opponent	Score	RPI	S	Opponent	Score	RPI	S	Opponent	Score				
5	A	Florida	2 7	29	A	St. John's (NY)	7 4	62	A	Yale	3 6	101	A	Rutgers	13 7
5	A	Florida	4 8	38	N	South Ala.	1 4	62	A	Yale	4 5	115	H	Cornell	7 8
5	A	Florida	0 7	38	N	South Ala.	3 4	79	A	Tulane	11 5	115	H	Cornell	5 9
16	A	Southern Miss.	3 4					79	A	Tulane	0 7	115	H	Cornell	8 7
16	A	Southern Miss.	5 20					79	A	Tulane	7 8	115	H	Cornell	6 12
24	A	Mississippi St.	8 11									119	H	Dartmouth	2 6
24	A	Mississippi St.	4 5									119	H	Dartmouth	2 9
												181	A	Princeton	21 5
												181	A	Princeton	6 4
												181	A	Princeton	5 4
												181	A	Princeton	15 2
												187	H	Harvard	2 0
												187	H	Harvard	5 1
												192	A	Penn	7 5
												192	A	Penn	14 4
												192	H	Penn	6 7
												192	H	Penn	3 6
												192	H	Penn	12 7
												209	A	Penn St.	4 2
												209	A	Penn St.	6 10
												209	A	Penn St.	8 5
												209	A	Penn St.	7 11
												214	H	Monmouth	12 17
												216	A	Brown	3 1
												216	A	Brown	9 5
												218	A	Fordham	6 1

Non-Div. I Games:

Columbia

Average RPI Win: 212		WON-LOST RECORD		WINNING PCT. RANK		LAST 10 GAMES		STRENGTH OF SCHEDULE		OPP. STRENGTH OF SCHEDULE		TEAM RPI		ADJ RPI		CONF. RPI		ADJ CONF. RPI	
DIV. I ONLY		25-17-0		.59524 79		7-3-0		218		260		128		.50868 128		22		22	
DIV. I NON-CONF.		11-11-0		.5 144		2-2-0		212		296		184		.48395 184		24		24	
TOTALS		RPI 1-25		RPI 26-50		W-L RECORDS		RPI 51-100		RPI 101-150		RPI 150+							
25-17-0		0-0-0		0-1-0		OVERALL		2-1-0		2-3-0		21-12-0							
9-2-0		0-0-0		0-0-0		HOME		2-1-0		0-0-0		7-1-0							
11-10-0		0-0-0		0-1-0		AWAY		0-0-0		1-2-0		10-7-0							
5-5-0		0-0-0		0-0-0		NEUTRAL		0-0-0		1-1-0		4-4-0							
11-11-0		0-0-0		0-1-0		NON-CONFERENCE		0-0-0		1-1-0		10-9-0							
2-1-0		0-0-0		0-0-0		HOME		0-0-0		0-0-0		2-1-0							
4-5-0		0-0-0		0-0-		AWAY		0-0-0		0-0-0		4-4-0							
5-5-0		0-0-0		0-0-0		NEUTRAL		0-0-0		1-1-0		4-4-0							
14-6-0		0-0-0		0-0-0		CONFERENCE		2-1-0		1-2-0		11-3-0							
7-1-0		0-0-0		0-0-0		HOME		2-1-0		0-0-0		5-0-0							
7-5-0		0-0-0		0-0-0		AWAY		0-0-0		1-2-0		6-3-0							
0-0-0		0-0-0		0-0-0		NEUTRAL		0-0-0		0-0-0		0-0-0							
RPI S	Opponent	Score		RPI S	Opponent	Score		RPI S	Opponent	Score		RPI S	Opponent	Score					
				50 A	Binghamton	6	10	53 H	Rhode Island	5	2	119 N	Dartmouth	1	13				
								53 H	Rhode Island	7	5	119 N	Dartmouth	8	7				
								53 H	Rhode Island	4	8	143 A	Davidson	2	9				
												143 A	Davidson	2	9				
												143 A	Davidson	17	4				
												161 A	Saint Louis	4	9				
												161 A	Saint Louis	6	5				
												161 A	Saint Louis	2	4				
												184 A	George Mason	2	1				
												184 A	George Mason	0	1				
												184 A	George Mason	7	4				
												187 N	Eastern Mich.	7	12				
												192 N	Penn	4	0				
												193 N	Maine	4	5				
												193 N	Maine	5	6				
												193 N	Maine	4	3				
												213 A	Niagara	5	1				
												213 A	Niagara	1	2				
												213 H	Niagara	7	2				
												217 H	Buffalo	4	5				
												217 H	Buffalo	1	0				
				LAST 10 GAMES								229 A	Bucknell	7	4				
				275 A	Delaware St.	4	5	280 A	La Salle	3	0	229 A	Bucknell	5	4				
				275 A	Delaware St.	8	0	280 A	La Salle	9	7	249 N	North Dakota St.	10	3				
				251 H	Richmond	6	5	280 A	La Salle	8	4	249 N	North Dakota St.	7	3				
				251 H	Richmond	7	2	217 H	Buffalo	1	0	249 N	North Dakota St.	0	10				
				50 A	Binghamton	6	10	184 A	George Mason	0	1	251 H	Richmond	7	2				

Non-Div. I Games:

St. Bonaventure

St. Bonaventure

Average RPI Win:	189	WON-LOST RECORD	WINNING PCT. RANK	LAST 10 GAMES		STRENGTH OF SCHEDULE	OPP. STRENGTH OF SCHEDULE	TEAM RPI	ADJ RPI	CONF. RPI	ADJ CONF. RPI			
DIV. I ONLY		27-26-0	.50943	149	5-5-0	134	156	129	.50856	129	13	13		
DIV. I NON-CONF.		18-11-0	.62069	74	3-2-0	148	169	72	.53886	72	11	11		
<hr/>														
TOTALS	RPI 1-25	RPI 26-50		W-L RECORDS		RPI 51-100		RPI 101-150		RPI 150+				
27-26-0	0-1-0	0-2-0		OVERALL		5-14-0		4-3-0		18-6-0				
15-8-0	0-0-0	0-0-0		HOME		3-4-0		0-0-0		12-4-0				
10-18-0	0-1-0	0-2-0		AWAY		1-10-0		4-3-0		5-2-0				
2-0-0	0-0-0	0-0-0		NEUTRAL		1-0-0		0-0-0		1-0-0				
18-11-0	0-1-0	0-2-0		NON-CONFERENCE		2-2-0		4-3-0		12-3-0				
9-2-0	0-0-0	0-0-0		HOME		1-0-0		0-0-0		8-2-0				
7-9-0	0-1-0	0-0-		AWAY		0-2-0		4-3-0		3-1-0				
2-0-0	0-0-0	0-0-0		NEUTRAL		1-0-0		0-0-0		1-0-0				
9-15-0	0-0-0	0-0-0		CONFERENCE		3-12-0		0-0-0		6-3-0				
6-6-0	0-0-0	0-0-0		HOME		2-4-0		0-0-0		4-2-0				
3-9-0	0-0-0	0-0-0		AWAY		1-8-0		0-0-0		2-1-0				
0-0-0	0-0-0	0-0-0		NEUTRAL		0-0-0		0-0-0		0-0-0				
RPI	S	Opponent	Score		RPI	S	Opponent	Score		RPI	S	Opponent	Score	
10	A	Stanford	0	4	46	A	Coastal Caro.	1	6	51	A	San Diego	4	6
					46	A	Coastal Caro.	5	7	51	A	San Diego	4	8
										51	A	San Diego	2	8
										56	H	Loyola Marymount	2	3
										56	H	Loyola Marymount	4	0
										56	H	Loyola Marymount	5	6
										65	H	Saint Mary's (CA)	1	2
										65	H	Saint Mary's (CA)	8	1
										65	H	Saint Mary's (CA)	3	5
										68	A	Gonzaga	3	4
										68	A	Gonzaga	7	2
										68	A	Gonzaga	1	8
										69	A	BYU	5	8
										69	A	BYU	5	11
										69	A	BYU	6	19
										78	A	California	0	1
										78	H	California	7	2
										83	N	Winthrop	11	6
										89	A	San Diego St.	2	4
		</												

Non-Div. I Games:

San Francisco

RPI	S	Opponent	Score	
265	A	Santa Clara	2	3
277	H	Portland	12	2
277	H	Portland	1	4
277	H	Portland	4	0

San Francisco

S
a
n
F
r
a
n
c
i
s
c
o

S
a
n
F
r
a
n
c
i
s
c
o

M
a
r
i
s
t

Marist

Marist

Average RPI Win:	217	WON-LOST RECORD	WINNING PCT. RANK	LAST 10 GAMES	STRENGTH OF SCHEDULE	OPP. STRENGTH OF SCHEDULE	TEAM RPI	ADJ RPI	CONF. RPI	ADJ CONF. RPI		
DIV. I ONLY		34-13-0	.7234	14	6-4-0	281	214	131	.50778	131	24	24
DIV. I NON-CONF.		13-7-0	.65	59	1-1-0	270	106	109	.51836	109	23	23
<hr/>												
TOTALS	RPI 1-25	RPI 26-50		W-L RECORDS		RPI 51-100		RPI 101-150		RPI 150+		
34-13-0	2-1-0	0-0-0		OVERALL		1-4-0		2-1-0		29-7-0		
22-5-0	0-0-0	0-0-0		HOME		1-1-0		2-0-0		19-4-0		
10-7-0	2-1-0	0-0-0		AWAY		0-3-0		0-1-0		8-2-0		
2-1-0	0-0-0	0-0-0		NEUTRAL		0-0-0		0-0-0		2-1-0		
13-7-0	2-1-0	0-0-0		NON-CONFERENCE		1-4-0		0-1-0		10-1-0		
5-1-0	0-0-0	0-0-0		HOME		1-1-0		0-0-0		4-0-0		
6-5-0	2-1-0	0-0-		AWAY		0-3-0		0-1-0		4-0-0		
2-1-0	0-0-0	0-0-0		NEUTRAL		0-0-0		0-0-0		2-1-0		
21-6-0	0-0-0	0-0-0		CONFERENCE		0-0-0		2-0-0		19-6-0		
17-4-0	0-0-0	0-0-0		HOME		0-0-0		2-0-0		15-4-0		
4-2-0	0-0-0	0-0-0		AWAY		0-0-0		0-0-0		4-2-0		
0-0-0	0-0-0	0-0-0		NEUTRAL		0-0-0		0-0-0		0-0-0		
RPI S	Opponent	Score		RPI S	Opponent	Score		RPI S	Opponent	Score		
22 A	Vanderbilt	5	3			63 A	Missouri 2 7	103 H	Wright St.	6	3	
22 A	Vanderbilt	5	2			63 A	Missouri 4 6	103 H	Wright St.	5	0	
22 A	Vanderbilt	2	6			63 A	Missouri 10 11	123 A	New Orleans	5	8	
						64 H	Georgia Tech 0 3	198 A	Valparaiso	2	0	
						64 H	Georgia Tech 1 0	198 A	Valparaiso	6	7	
								198 H	Valparaiso	10	7	
								198 H	Valparaiso	8	1	
								198 H	Valparaiso	2	4	
								204 A	Northwestern	9	2	
								204 A	Northwestern	7	1	
								204 H	Northwestern	3	0	
								227 A	Northern Ky.	2	6	
								227 A	Northern Ky.	5	3	
								227 H	Northern Ky.	7	2	
								227 H	Northern Ky.	5	2	
								227 H	Northern Ky.	4	0	
								233 H	Oakland	14	7	
								233 H	Oakland	3	7	
								233 H	Oakland	13	2	
								233 H	Oakland	3	6	
								233 H	Oakland	5	1	
								242 H	Milwaukee	8	7	
								242 H	Milwaukee	5	0	
								242 H	Milwaukee	11	4	
								242 H	Milwaukee	10	2	
								242 H	Milwaukee	1	3	
								258 A	Northern Ill.	17	3	
LAST 10 GAMES												
198 A	Valparaiso	6	7	242 H	Milwaukee	1	3	242 H	Milwaukee	5	0	
198 A	Valparaiso	2	0	233 H	Oakland	3	7	242 H	Milwaukee	11	4	
103 H	Wright St.	6	3	233 H	Oakland	13	2	242 H	Milwaukee	10	2	
103 H	Wright St.	5	0	64 H	Georgia Tech	1	0	242 H	Milwaukee	1	3	
242 H	Milwaukee	10	2	64 H	Georgia Tech	0	3	258 A	Northern Ill.	17	3	

Non-Div. I Games:	Viterbo	9	2
-------------------	---------	---	---

Ill.-Chicago

RPI	S	Opponent	Score	
258	H	Northern Ill.	6	1
272	A	Youngstown St.	6	2
272	A	Youngstown St.	23	2
272	H	Youngstown St.	3	0
272	H	Youngstown St.	10	2
272	H	Youngstown St.	1	0
278	N	Grambling	9	3
282	A	Chicago St.	4	3
282	H	Chicago St.	7	0
282	H	Chicago St.	8	0
285	N	Prairie View	6	1
285	N	Prairie View	4	5

Ill.-Chicago

I
l
l
.
-
C
h
i
c
a
g
o

I
l
l
.
-
C
h
i
c
a
g
o

Average RPI Win:	187	WON-LOST RECORD	WINNING PCT. RANK	LAST 10 GAMES	STRENGTH OF SCHEDULE	OPP. STRENGTH OF SCHEDULE	TEAM RPI	ADJ RPI	CONF. RPI	ADJ CONF. RPI				
DIV. I ONLY		27-20-0	.57447	92	7-3-0	198	170	132	.50736	132	18	18		
DIV. I NON-CONF.		14-9-0	.6087	80	1-1-0	242	193	140	.50481	140	18	18		
<hr/>														
TOTALS	RPI 1-25	RPI 26-50		W-L RECORDS		RPI 51-100		RPI 101-150		RPI 150+				
27-20-0	1-1-0	0-0-0		OVERALL		1-5-0		4-3-0		21-11-0				
15-8-0	0-1-0	0-0-0		HOME		0-0-0		2-0-0		13-7-0				
12-12-0	1-0-0	0-0-0		AWAY		1-5-0		2-3-0		8-4-0				
0-0-0	0-0-0	0-0-0		NEUTRAL		0-0-0		0-0-0		0-0-0				
<hr/>														
14-9-0	1-1-0	0-0-0		NON-CONFERENCE		0-0-0		4-3-0		9-5-0				
6-5-0	0-1-0	0-0-0		HOME		0-0-0		2-0-0		4-4-0				
8-4-0	1-0-0	0-0-		AWAY		0-0-0		2-3-0		5-1-0				
0-0-0	0-0-0	0-0-0		NEUTRAL		0-0-0		0-0-0		0-0-0				
<hr/>														
13-11-0	0-0-0	0-0-0		CONFERENCE		1-5-0		0-0-0		12-6-0				
9-3-0	0-0-0	0-0-0		HOME		0-0-0		0-0-0		9-3-0				
4-8-0	0-0-0	0-0-0		AWAY		1-5-0		0-0-0		3-3-0				
0-0-0	0-0-0	0-0-0		NEUTRAL		0-0-0		0-0-0		0-0-0				
<hr/>														
RPI	S	Opponent	Score		RPI	S	Opponent	Score		RPI	S	Opponent	Score	
9	A	Wake Forest	5	3						143	A	Davidson	12	11
9	H	Wake Forest	8	18						143	H	Davidson	7	0
										147	A	Stetson	4	3
										147	A	Stetson	4	5
										147	A	Stetson	0	1
										148	H	UNCG	1	0
										149	A	UNCW	3	7
										157	A	Presbyterian	13	1
										157	A	Presbyterian	1	13
										157	A	Presbyterian	3	2
										162	A	Kennesaw St.	7	6
										162	A	Kennesaw St.	6	3
										162	A	Kennesaw St.	4	5
										170	A	Radford	6	5
										170	A	Radford	2	3
										170	A	Radford	1	8
										175	H	Gardner-Webb	12	7
										175	H	Gardner-Webb	2	7
										175	H	Gardner-Webb	6	4
										197	A	N.C. A&T	9	5
										201	A	Elon	5	3
										201	H	Elon	8	14
										208	H	UNC Asheville	5	2
										208	H	UNC Asheville	1	3
										208	H	UNC Asheville	7	0
										210	H	Campbell	10	4
										210	H	Campbell	9	7
<hr/>														
LAST 10 GAMES					LAST 10 GAMES					LAST 10 GAMES				
					170	A	Radford	1	8	231	H	Charleston So.	4	1
					170	A	Radford	2	3	231	H	Charleston So.	5	1
					170	A	Radford	6	5	149	A	UNCW	3	7
					9	A	Wake Forest	5	3	157	A	Presbyterian	13	1
					231	H	Charleston So.	4	2	157	A	Presbyterian	3	2

Non-Div. I Games:

High Point

RPI	S	Opponent	Score	
210	H	Campbell	7	9
231	H	Charleston So.	4	1
231	H	Charleston So.	4	2
231	H	Charleston So.	5	1
238	H	Army West Point	3	2
238	H	Army West Point	4	2
238	H	Army West Point	3	7
255	A	N.C. Central	10	6
255	H	N.C. Central	5	11
289	H	NJIT	11	0
289	H	NJIT	2	4
289	H	NJIT	6	5

High Point

H
i
g
h
P
o
i
n
t

H
i
g
h
P
o
i
n
t

[illegible]

Non-Div. I Games:

Central Ark.

RPI	S	Opponent	Score	
293	H	Mississippi Val.	9	2

Central Ark.

C
e
n
t
r
a
l
A
r
k
.

C
e
n
t
r
a
l
A
r
k
.

Average RPI Win: 177		WON-LOST	WINNING	LAST 10	STRENGTH OF		OPP. STRENGTH	TEAM	ADJ	CONF.	ADJ CONF.
Average RPI Loss: 66		RECORD	PCT. RANK	GAMES	SCHEDULE		OF SCHEDULE	RPI	RPI	RPI	RPI
DIV. I ONLY		22-27-0	.44898	194	66		72	134	.50687	134	3
DIV. I NON-CONF.		14-8-0	.63636	67	217		258	134	.50772	133	4
TOTALS		RPI 1-25	RPI 26-50		W-L RECORDS		RPI 51-100		RPI 101-150		RPI 150+
22-27-0		1-9-0	0-3-0		OVERALL		2-10-0		5-2-0		14-3-0
12-12-0		1-3-0	0-3-0		HOME		2-5-0		3-0-0		6-1-0
4-13-0		0-6-0	0-0-0		AWAY		0-4-0		2-1-0		2-2-0
6-2-0		0-0-0	0-0-0		NEUTRAL		0-1-0		0-1-0		6-0-0
14-8-0		0-1-0	0-0-0		NON-CONFERENCE		0-3-0		0-1-0		14-3-0
6-3-0		0-1-0	0-0-0		HOME		0-1-0		0-0-0		6-1-0
2-3-0		0-0-0	0-0-0		AWAY		0-1-0		0-0-0		2-2-0
6-2-0		0-0-0	0-0-0		NEUTRAL		0-1-0		0-1-0		6-0-0
8-19-0		1-8-0	0-3-0		CONFERENCE		2-7-0		5-1-0		0-0-0
6-9-0		1-2-0	0-3-0		HOME		2-4-0		3-0-0		0-0-0
2-10-0		0-6-0	0-0-0		AWAY		0-3-0		2-1-0		0-0-0
0-0-0		0-0-0	0-0-0		NEUTRAL		0-0-0		0-0-0		0-0-0
RPI S	Opponent	Score	RPI S	Opponent	Score	RPI S	Opponent	Score	RPI S	Opponent	Score
2	H North Carolina	2 5	40	H North Carolina St.	4 7	61	H Miami (FL)	10 3	103	N Wright St.	1 3
2	H North Carolina	1 3	40	H North Carolina St.	6 14	61	H Miami (FL)	3 5	114	H Virginia Tech	3 2
2	H North Carolina	11 9	40	H North Carolina St.	6 8	61	H Miami (FL)	0 1	114	H Virginia Tech	8 2
3	A Louisville	2 8				64	A Georgia Tech	3 4	114	H Virginia Tech	9 5
3	A Louisville	1 3				64	A Georgia Tech	7 8	118	A Duke	6 2
3	A Louisville	0 3				64	A Georgia Tech	2 5	118	A Duke	9 8
11	A Virginia	3 4				70	A Kent St.	6 7	118	A Duke	0 14
11	A Virginia	2 5				70	H Kent St.	8 12	151	N Ohio St.	7 2
11	A Virginia	1 12				97	H Notre Dame	5 10	152	A Wofford	3 4
20	H West Virginia	4 8				97	H Notre Dame	3 4	153	N Delaware	5 3
						97	H Notre Dame	2 1	153	N Delaware	3 2
						98	N Kansas St.	4 5	209	A Penn St.	9 1
									209	H Penn St.	3 2
									230	H SIUE	7 6
									230	H SIUE	17 5
									230	H SIUE	4 6
									243	N Siena	11 5
									243	N Siena	8 2
									243	N Siena	6 4
									253	A USC Upstate	3 1
									253	A USC Upstate	5 9
									272	H Youngstown St.	3 2
									288	H UMES	9 4
									288	H UMES	20 1
			LAST 10 GAMES								
			40	H North Carolina St.	6 14	64	A Georgia Tech	3 4			
			40	H North Carolina St.	6 8	64	A Georgia Tech	7 8			
			40	H North Carolina St.	4 7	288	H UMES	20 1			
			272	H Youngstown St.	3 2	288	H UMES	9 4			
			64	A Georgia Tech	2 5	230	H SIUE	17 5			

Non-Div. I Games:

Pittsburgh

Average RPI Win:	149	WON-LOST RECORD	WINNING PCT. RANK	LAST 10 GAMES	STRENGTH OF SCHEDULE	OPP. STRENGTH OF SCHEDULE	TEAM RPI	ADJ RPI	CONF. RPI	ADJ CONF. RPI		
DIV. I ONLY		22-26-0	.45833	184	6-4-0	97	132	135	.50582	135	7	7
DIV. I NON-CONF.		14-13-0	.51852	136	1-0-0	159	194	146	.50238	146	7	7
<hr/>												
TOTALS	RPI 1-25	RPI 26-50		W-L RECORDS		RPI 51-100		RPI 101-150		RPI 150+		
22-26-0	0-0-0	4-6-0		OVERALL		4-7-0		1-7-0		13-6-0		
10-9-0	0-0-0	2-1-0		HOME		0-3-0		0-0-0		8-5-0		
10-14-0	0-0-0	2-4-0		AWAY		3-3-0		1-7-0		4-0-0		
2-3-0	0-0-0	0-1-0		NEUTRAL		1-1-0		0-0-0		1-1-0		
14-13-0	0-0-0	1-3-0		NON-CONFERENCE		2-3-0		0-2-0		11-5-0		
6-4-0	0-0-0	0-0-0		HOME		0-0-0		0-0-0		6-4-0		
6-6-0	0-0-0	1-0-		AWAY		1-2-0		0-2-0		4-0-0		
2-3-0	0-0-0	0-1-0		NEUTRAL		1-1-0		0-0-0		1-1-0		
8-13-0	0-0-0	3-3-0		CONFERENCE		2-4-0		1-5-0		2-1-0		
4-5-0	0-0-0	2-1-0		HOME		0-3-0		0-0-0		2-1-0		
4-8-0	0-0-0	1-2-0		AWAY		2-1-0		1-5-0		0-0-0		
0-0-0	0-0-0	0-0-0		NEUTRAL		0-0-0		0-0-0		0-0-0		
RPI	S	Opponent	Score	RPI	S	Opponent	Score	RPI	S	Opponent	Score	
				26	N	Houston	5 11	63	N	Missouri	6 7	
				31	A	Michigan	8 9	63	N	Missouri	5 3	
				31	A	Michigan	7 5	73	A	Fla. Atlantic	14 4	
				31	A	Michigan	0 7	73	A	Fla. Atlantic	2 16	
				37	H	Maryland	8 6	73	A	Fla. Atlantic	10 11	
				37	H	Maryland	4 9	75	A	Minnesota	9 5	
				37	H	Maryland	6 2	75	A	Minnesota	4 5	
				46	A	Coastal Caro.	0 6	75	A	Minnesota	14 1	
				46	A	Coastal Caro.	2 3	81	H	Michigan St.	6 17	
				46	A	Coastal Caro.	7 6	81	H	Michigan St.	4 12	
								81	H	Michigan St.	1 12	
				LAST 10 GAMES								
				101	A	Rutgers	7 8	37	H	Maryland	4 9	
				101	A	Rutgers	7 5	190	A	Southern Ill.	6 5	
				101	A	Rutgers	3 8	75	A	Minnesota	14 1	
				37	H	Maryland	8 6	75	A	Minnesota	9 5	
				37	H	Maryland	6 2	75	A	Minnesota	4 5	
								222	H	Toledo	11 5	
								222	H	Toledo	4 10	
								234	H	Western Mich.	13 3	
								242	N	Milwaukee	2 4	
								242	N	Milwaukee	10 2	
								281	A	Illinois St.	6 5	
								281	H	Illinois St.	7 1	

Non-Div. I Games:

Illinois

Average RPI Win: 186		WON-LOST	WINNING	LAST 10	STRENGTH OF		OPP. STRENGTH	TEAM	ADJ	CONF.	ADJ CONF.
Average RPI Loss: 120		RECORD	PCT. RANK	GAMES	SCHEDULE		OF SCHEDULE	RPI	RPI	RPI	RPI
DIV. I ONLY		27-24-0	.52941	122	7-3-0		131	146	136	.50498	136
DIV. I NON-CONF.		13-14-0	.48148	163	1-1-0		158	146	199	.47848	197
TOTALS		RPI 1-25	RPI 26-50		W-L RECORDS		RPI 51-100		RPI 101-150		RPI 150+
27-24-0		0-2-0	0-7-0		OVERALL		0-1-0		5-5-0		22-9-0
19-11-0		0-1-0	0-3-0		HOME		0-1-0		0-1-0		19-5-0
8-13-0		0-1-0	0-4-0		AWAY		0-0-0		5-4-0		3-4-0
0-0-0		0-0-0	0-0-0		NEUTRAL		0-0-0		0-0-0		0-0-0
13-14-0		0-2-0	0-4-0		NON-CONFERENCE		0-1-0		0-1-0		13-6-0
11-7-0		0-1-0	0-0-0		HOME		0-1-0		0-1-0		11-4-0
2-7-0		0-1-0	0-0-0		AWAY		0-0-0		0-0-0		2-2-0
0-0-0		0-0-0	0-0-0		NEUTRAL		0-0-0		0-0-0		0-0-0
14-10-0		0-0-0	0-3-0		CONFERENCE		0-0-0		5-4-0		9-3-0
8-4-0		0-0-0	0-3-0		HOME		0-0-0		0-0-0		8-1-0
6-6-0		0-0-0	0-0-0		AWAY		0-0-0		5-4-0		1-2-0
0-0-0		0-0-0	0-0-0		NEUTRAL		0-0-0		0-0-0		0-0-0
RPI S	Opponent	Score	RPI S	Opponent	Score	RPI S	Opponent	Score	RPI S	Opponent	Score
8 A	Clemson	0 8	30 A	South Carolina	1 6	81 H	Michigan St.	2 3	102 A	Western Caro.	6 5
8 H	Clemson	5 10	32 A	Ole Miss	0 5				102 A	Western Caro.	8 7
			32 A	Ole Miss	0 2				102 A	Western Caro.	5 2
			32 A	Ole Miss	0 1				120 A	Samford	3 4
			48 H	Mercer	6 7				120 A	Samford	3 2
			48 H	Mercer	3 5				120 A	Samford	4 1
			48 H	Mercer	4 5				137 H	Butler	7 10
									148 A	UNCG	1 3
									148 A	UNCG	6 7
									148 A	UNCG	3 9
									152 A	Wofford	2 21
									152 A	Wofford	8 9
									152 A	Wofford	12 4
									157 A	Presbyterian	6 0
									157 H	Presbyterian	7 6
									157 H	Presbyterian	11 6
									175 A	Gardner-Webb	0 5
									175 H	Gardner-Webb	27 10
									189 H	ETSU	9 8
									189 H	ETSU	6 3
									189 H	ETSU	11 4
									195 H	VMI	4 1
									195 H	VMI	7 9
									195 H	VMI	8 2
									197 H	N.C. A&T	10 11
									197 H	N.C. A&T	17 2
									197 H	N.C. A&T	7 3
LAST 10 GAMES			LAST 10 GAMES			LAST 10 GAMES			LAST 10 GAMES		
195 H	VMI	7 9	120 A	Samford	3 2	195 H	VMI	7 9	120 A	Samford	3 2
195 H	VMI	4 1	120 A	Samford	4 1	195 H	VMI	4 1	120 A	Samford	4 1
195 H	VMI	8 2	175 H	Gardner-Webb	27 10	195 H	VMI	8 2	175 H	Gardner-Webb	27 10
8 H	Clemson	5 10	228 H	The Citadel	13 1	8 H	Clemson	5 10	228 H	The Citadel	13 1
120 A	Samford	3 4	228 H	The Citadel	19 2	120 A	Samford	3 4	228 H	The Citadel	19 2

Non-Div. I Games:

Furman

RPI	S	Opponent	Score	
208	H	UNC Asheville	12	1
214	H	Monmouth	2	4
214	H	Monmouth	10	6
214	H	Monmouth	12	5
215	A	Georgia St.	0	5
219	H	UT Martin	11	3
228	H	The Citadel	19	2
228	H	The Citadel	4	2
228	H	The Citadel	13	1
253	A	USC Upstate	7	4
253	H	USC Upstate	7	14
268	H	Dayton	9	3
268	H	Dayton	11	12
268	H	Dayton	9	7

Furman

Butler

Non-Div. I Games:	DePauw	8	1	Lewis	7	3
-------------------	--------	---	---	-------	---	---

RPI	S	Opponent	Score	
256	H	Villanova	1	0
268	H	Dayton	4	0
280	N	La Salle	3	1
280	N	La Salle	6	5
282	A	Chicago St.	6	2
286	A	Alcorn	5	0
286	A	Alcorn	1	5
286	A	Alcorn	8	13
286	A	Alcorn	3	2
298	A	Fort Wayne	10	3
298	H	Fort Wayne	2	0
298	H	Fort Wayne	13	3

Butler

B
u
t
l
e
r

B
u
t
l
e
r

Average RPI Win:		131	WON-LOST RECORD		WINNING PCT. RANK	LAST 10 GAMES		STRENGTH OF SCHEDULE		OPP. STRENGTH OF SCHEDULE	TEAM RPI	ADJ RPI	CONF. RPI	ADJ CONF. RPI			
Average RPI Loss:		112															
DIV. I ONLY			19-28-0		.40426	226		53		117	138	.50414	138	8	8		
DIV. I NON-CONF.			14-15-0		.48276	160		30		161	85	.53048	85	8	8		
TOTALS		RPI 1-25		RPI 26-50		W-L RECORDS		RPI 51-100		RPI 101-150		RPI 150+					
19-28-0		0-3-0		2-3-0		OVERALL		6-8-0		3-3-0		8-11-0					
8-13-0		0-0-0		1-2-0		HOME		0-4-0		3-3-0		4-4-0					
10-14-0		0-3-0		0-0-0		AWAY		6-4-0		0-0-0		4-7-0					
1-1-0		0-0-0		1-1-0		NEUTRAL		0-0-0		0-0-0		0-0-0					
14-15-0		0-0-0		1-1-0		NON-CONFERENCE		6-8-0		0-0-0		7-6-0					
4-8-0		0-0-0		0-0-0		HOME		0-4-0		0-0-0		4-4-0					
9-6-0		0-0-0		0-0-		AWAY		6-4-0		0-0-0		3-2-0					
1-1-0		0-0-0		1-1-0		NEUTRAL		0-0-0		0-0-0		0-0-0					
5-13-0		0-3-0		1-2-0		CONFERENCE		0-0-0		3-3-0		1-5-0					
4-5-0		0-0-0		1-2-0		HOME		0-0-0		3-3-0		0-0-0					
1-8-0		0-3-0		0-0-0		AWAY		0-0-0		0-0-0		1-5-0					
0-0-0		0-0-0		0-0-0		NEUTRAL		0-0-0		0-0-0		0-0-0					
RPI	S	Opponent		Score		RPI	S	Opponent		Score		RPI	S	Opponent		Score	
21	A	Long Beach St.		0 8		42	H	Cal St. Fullerton		3 2		51	A	San Diego		2 10	
21	A	Long Beach St.		0 3		42	H	Cal St. Fullerton		1 6		51	H	San Diego		1 14	
21	A	Long Beach St.		4 11		42	H	Cal St. Fullerton		2 15		52	A	Utah		7 5	
						43	N	Nebraska		4 3		52	A	Utah		6 2	
						43	N	Nebraska		4 5		52	A	Utah		3 7	
												56	A	Loyola Marymount		8 9	
												56	H	Loyola Marymount		3 5	
												59	A	UCLA		3 2	
												68	H	Gonzaga		3 10	
												89	A	San Diego St.		7 4	
												89	H	San Diego St.		1 10	
												98	A	Kansas St.		11 2	
												98	A	Kansas St.		5 1	
												98	A	Kansas St.		0 1	
	</																

Non-Div. I Games:

UC Riverside

Average RPI Win: 196		WON-LOST	WINNING	LAST 10	STRENGTH OF		OPP. STRENGTH	TEAM	ADJ	CONF.	ADJ CONF.
Average RPI Loss: 127		RECORD	PCT. RANK	GAMES	SCHEDULE		OF SCHEDULE	RPI	RPI	RPI	RPI
DIV. I ONLY		27-24-0	.52941	122	7-3-0		171	161	139	.50406	139
DIV. I NON-CONF.		7-20-0	.25926	264	1-1-0		114	18	235	.45905	234
TOTALS		RPI 1-25	RPI 26-50		W-L RECORDS		RPI 51-100		RPI 101-150		RPI 150+
27-24-0		0-5-0	1-1-0		OVERALL		3-5-0		4-5-0		19-8-0
15-8-0		0-1-0	0-0-0		HOME		2-3-0		1-2-0		12-2-0
12-15-0		0-3-0	1-1-0		AWAY		1-2-0		3-3-0		7-6-0
0-1-0		0-1-0	0-0-0		NEUTRAL		0-0-0		0-0-0		0-0-0
7-20-0		0-5-0	1-1-0		NON-CONFERENCE		3-5-0		1-5-0		2-4-0
4-7-0		0-1-0	0-0-0		HOME		2-3-0		1-2-0		1-1-0
3-12-0		0-3-0	1-0-		AWAY		1-2-0		0-3-0		1-3-0
0-1-0		0-1-0	0-0-0		NEUTRAL		0-0-0		0-0-0		0-0-0
20-4-0		0-0-0	0-0-0		CONFERENCE		0-0-0		3-0-0		17-4-0
11-1-0		0-0-0	0-0-0		HOME		0-0-0		0-0-0		11-1-0
9-3-0		0-0-0	0-0-0		AWAY		0-0-0		3-0-0		6-3-0
0-0-0		0-0-0	0-0-0		NEUTRAL		0-0-0		0-0-0		0-0-0
RPI S	Opponent	Score	RPI S	Opponent	Score	RPI S	Opponent	Score	RPI S	Opponent	Score
15 A	Arizona	2 3	49 A	New Mexico	3 22	58 H	Kansas	4 9	110 A	New Mexico St.	9 0
15 H	Arizona	3 7	49 A	New Mexico	6 1	58 H	Kansas	3 7	110 A	New Mexico St.	7 2
18 A	Arkansas	2 11				65 A	Saint Mary's (CA)	11 12	110 A	New Mexico St.	11 9
18 A	Arkansas	1 6				65 A	Saint Mary's (CA)	6 4	129 H	San Francisco	8 11
21 N	Long Beach St.	1 9				65 A	Saint Mary's (CA)	6 8	129 H	San Francisco	6 13
						67 H	Oklahoma St.	6 1	129 H	San Francisco	5 4
						67 H	Oklahoma St.	5 6	146 A	Wichita St.	0 1
						67 H	Oklahoma St.	4 0	146 A	Wichita St.	3 5
									146 A	Wichita St.	0 4
									179 H	CSU Bakersfield	3 2
									179 H	CSU Bakersfield	7 4
									179 H	CSU Bakersfield	8 3
									199 A	Pepperdine	2 7
									199 A	Pepperdine	0 1
									211 A	Sacramento St.	1 7
									211 A	Sacramento St.	8 2
									211 A	Sacramento St.	2 1
									236 H	San Jose St.	8 5
									236 H	San Jose St.	8 9
									245 A	UNLV	10 8
									245 A	UNLV	4 5
									247 H	Northern Colo.	12 2
									247 H	Northern Colo.	12 3
									247 H	Northern Colo.	7 0
									252 H	UTRGV	9 4
									252 H	UTRGV	5 4
									252 H	UTRGV	9 8
			LAST 10 GAMES								
			264 A	Utah Valley	10 4	273 H	Seattle U	9 6			
			264 A	Utah Valley	2 9	273 H	Seattle U	19 0			
			264 A	Utah Valley	10 7	273 H	Seattle U	8 9			
			236 H	San Jose St.	8 5	110 A	New Mexico St.	9 0			
			236 H	San Jose St.	8 9	110 A	New Mexico St.	7 2			

Non-Div. I Games:

Grand Canyon

RPI	S	Opponent	Score	
264	A	Utah Valley	2	9
264	A	Utah Valley	10	7
264	A	Utah Valley	10	4
273	H	Seattle U	9	6
273	H	Seattle U	8	9
273	H	Seattle U	19	0
282	A	Chicago St.	4	6
282	A	Chicago St.	12	2
282	A	Chicago St.	4	3

Grand Canyon

G
r
a
n
d
C
a
n
y
o
n

G
r
a
n
d
C
a
n
y
o
n

Average RPI Win: 186		WON-LOST	WINNING	LAST 10	STRENGTH OF		OPP. STRENGTH	TEAM	ADJ	CONF.	ADJ CONF.
Average RPI Loss: 97		RECORD	PCT. RANK	GAMES	SCHEDULE		OF SCHEDULE	RPI	RPI	RPI	RPI
DIV. I ONLY		28-25-0	.5283	126	7-3-0		127	160	140	.50332	11
DIV. I NON-CONF.		14-12-0	.53846	128	1-0-0		225	196	208	.47195	12
TOTALS		RPI 1-25	RPI 26-50		W-L RECORDS		RPI 51-100		RPI 101-150		RPI 150+
28-25-0		1-4-0	2-8-0		OVERALL		3-5-0		6-3-0		16-5-0
21-9-0		0-1-0	1-2-0		HOME		3-1-0		3-2-0		14-3-0
6-13-0		0-1-0	1-5-0		AWAY		0-4-0		3-1-0		2-2-0
1-3-0		1-2-0	0-1-0		NEUTRAL		0-0-0		0-0-0		0-0-0
14-12-0		1-4-0	1-3-0		NON-CONFERENCE		0-2-0		0-0-0		12-3-0
13-4-0		0-1-0	1-0-0		HOME		0-1-0		0-0-0		12-2-0
0-5-0		0-1-0	0-0-		AWAY		0-1-0		0-0-0		0-1-0
1-3-0		1-2-0	0-1-0		NEUTRAL		0-0-0		0-0-0		0-0-0
14-13-0		0-0-0	1-5-0		CONFERENCE		3-3-0		6-3-0		4-2-0
8-5-0		0-0-0	0-2-0		HOME		3-0-0		3-2-0		2-1-0
6-8-0		0-0-0	1-3-0		AWAY		0-3-0		3-1-0		2-1-0
0-0-0		0-0-0	0-0-0		NEUTRAL		0-0-0		0-0-0		0-0-0
RPI S	Opponent	Score	RPI S	Opponent	Score	RPI S	Opponent	Score	RPI S	Opponent	Score
9 N	Wake Forest	0 5	26 A	Houston	3 5	77 A	Sam Houston St.	2 11	107 A	Lamar University	5 4
9 N	Wake Forest	12 5	27 A	Southeastern La.	3 2	77 A	Sam Houston St.	5 6	107 A	Lamar University	2 0
12 A	LSU	2 3	27 H	Southeastern La.	0 4	77 A	Sam Houston St.	3 8	107 A	Lamar University	5 7
16 N	Southern Miss.	8 16	27 H	Southeastern La.	6 11	79 A	Tulane	3 9	123 A	New Orleans	3 0
20 H	West Virginia	1 8	32 N	Ole Miss	0 5	79 H	Tulane	2 3	123 H	New Orleans	2 6
			36 A	McNeese	8 11	99 H	Houston Baptist	3 1	123 H	New Orleans	8 7
			36 A	McNeese	2 9	99 H	Houston Baptist	2 1	145 H	SFA	3 1
			36 A	McNeese	3 12	99 H	Houston Baptist	3 2	145 H	SFA	15 6
			47 A	Louisiana	2 18				145 H	SFA	2 4
			47 H	Louisiana	3 1				216 H	Brown	3 1
									216 H	Brown	4 3
									216 H	Brown	4 1
									224 H	Jackson St.	4 2
									225 A	Northwestern St.	8 4
									225 A	Northwestern St.	9 1
									225 A	Northwestern St.	5 8
									235 H	LIU Brooklyn	3 0
									266 H	Hofstra	3 10
									270 H	Wagner	11 4
									274 H	Incarnate Word	4 1
									274 H	Incarnate Word	9 8
									274 H	Incarnate Word	4 5
									276 H	Texas Southern	10 1
									276 H	Texas Southern	2 3
									276 H	Texas Southern	2 1
									286 H	Alcorn	13 5
									286 H	Alcorn	7 6
LAST 10 GAMES			LAST 10 GAMES			LAST 10 GAMES			LAST 10 GAMES		
			123 H	New Orleans	8 7				145 H	SFA	2 4
			123 A	New Orleans	3 0				145 H	SFA	15 6
			123 H	New Orleans	2 6				107 A	Lamar University	5 4
			224 H	Jackson St.	4 2				107 A	Lamar University	5 7
			145 H	SFA	3 1				107 A	Lamar University	2 0

Non-Div. I Games:

Nicholls St.

Nicholls.

Nicholls, S. T.

Nicholls St.

Average RPI Win:	173	WON-LOST RECORD	WINNING PCT. RANK	LAST 10 GAMES	STRENGTH OF SCHEDULE	OPP. STRENGTH OF SCHEDULE	TEAM RPI	ADJ RPI	CONF. RPI	ADJ CONF. RPI					
DIV. I ONLY		25-24-0	.5102	143	4-6-0	135	218	141	.50324	141	17	17			
DIV. I NON-CONF.		12-10-0	.54545	116	2-2-0	135	256	130	.51058	129	20	20			
<hr/>															
TOTALS	RPI 1-25	RPI 26-50		W-L RECORDS		RPI 51-100		RPI 101-150		RPI 150+					
25-24-0	1-0-0	0-0-0		OVERALL		5-4-0		2-7-0		17-13-0					
15-7-0	1-0-0	0-0-0		HOME		3-3-0		1-2-0		10-2-0					
9-16-0	0-0-0	0-0-0		AWAY		1-0-0		1-5-0		7-11-0					
1-1-0	0-0-0	0-0-0		NEUTRAL		1-1-0		0-0-0		0-0-0					
12-10-0	1-0-0	0-0-0		NON-CONFERENCE		2-1-0		2-4-0		7-5-0					
7-3-0	1-0-0	0-0-0		HOME		0-0-0		1-2-0		5-1-0					
4-6-0	0-0-0	0-0-		AWAY		1-0-0		1-2-0		2-4-0					
1-1-0	0-0-0	0-0-0		NEUTRAL		1-1-0		0-0-0		0-0-0					
13-14-0	0-0-0	0-0-0		CONFERENCE		3-3-0		0-3-0		10-8-0					
8-4-0	0-0-0	0-0-0		HOME		3-3-0		0-0-0		5-1-0					
5-10-0	0-0-0	0-0-0		AWAY		0-0-0		0-3-0		5-7-0					
0-0-0	0-0-0	0-0-0		NEUTRAL		0-0-0		0-0-0		0-0-0					
RPI	S	Opponent	Score		RPI	S	Opponent	Score		RPI	S	Opponent	Score		
14	H	Missouri St.	5	4											
					63	A	Missouri	6	5	124	H	Purdue	5	13	
					90	N	UT Arlington	4	3	124	H	Purdue	17	7	
					90	N	UT Arlington	3	5	124	H	Purdue	0	4	
					95	H	Tennessee Tech	8	9	125	A	Morehead St.	9	12	
					95	H	Tennessee Tech	4	8	125	A	Morehead St.	5	17	
					95	H	Tennessee Tech	11	9	125	A	Morehead St.	2	3	
					100	H	Jacksonville St.	7	17	133	A	Central Ark.	4	5	
					100	H	Jacksonville St.	7	6	145	A	SFA	3	1	
					100	H	Jacksonville St.	1	0	145	A	SFA	2	3	
										158	A	Belmont	5	6	
										158	A	Belmont	10	11	
										158	A	Belmont	4	1	
										161	A	Saint Louis	5	6	
										161	H	Saint Louis	13	2	
										169	A	Murray St.	7	9	
										169	A	Murray St.	4	3	
										169	A	Murray St.	1	11	
										171	H	Austin Peay	10	0	
										171	H	Austin Peay	7	11	
										171	H	Austin Peay	5	3	
										186	A	Arkansas St.	1	10	
										186	H	Arkansas St.	10	4	
										190	A	Southern Ill.	2	4	
										190	H	Southern Ill.	5	7	
										202	A	Eastern Ill.	7	6	
										202	A	Eastern Ill.	7	3	
										202	A	Eastern Ill.	4	5	
LAST 10 GAMES															
158	A	Belmont	10	11	234	A	Western Mich.	8	5	190	A	Southern Ill.	2	4	
158	A	Belmont	5	6	161	A	Saint Louis	5	6	190	H	Southern Ill.	5	7	
158	A	Belmont	4	1	95	H	Tennessee Tech	11	9	202	A	Eastern Ill.	7	6	
234	A	Western Mich.	6	8	95	H	Tennessee Tech	8	9	202	A	Eastern Ill.	7	3	
234	A	Western Mich.	12	6	95	H	Tennessee Tech	4	8	202	A	Eastern Ill.	4	5	

Non-Div. I Games:

Southeast Mo. St.

RPI	S	Opponent	Score	
219	H	UT Martin	5	4
219	H	UT Martin	13	4
219	H	UT Martin	14	1
230	A	SIUE	8	3
230	A	SIUE	10	15
230	A	SIUE	5	7
234	A	Western Mich.	8	5
234	A	Western Mich.	12	6
234	A	Western Mich.	6	8
269	H	Western Ill.	5	4
269	H	Western Ill.	22	2
269	H	Western Ill.	5	1

Southeast Mo. St.
.
S
t
.

S
o
u
t
h
e
a
s
t
M
o
.
S
t
.

[illegible]

Non-Div. I Games:

Col. of Charleston

Average RPI Win: 196		WON-LOST RECORD		WINNING PCT. RANK		LAST 10 GAMES		STRENGTH OF SCHEDULE		OPP. STRENGTH OF SCHEDULE		TEAM RPI		ADJ RPI		CONF. RPI		ADJ CONF. RPI	
DIV. I ONLY		25-22-0		.53191 119		4-6-0		99		232		143		.50145 143		22		22	
DIV. I NON-CONF.		14-12-0		.53846 128		1-3-0		101		237		155		.49825 155		24		24	
TOTALS		RPI 1-25		RPI 26-50		W-L RECORDS		RPI 51-100		RPI 101-150		RPI 150+							
25-22-0		0-3-0		0-1-0		OVERALL		1-4-0		4-6-0		20-8-0							
18-13-0		0-1-0		0-0-0		HOME		0-4-0		3-2-0		15-6-0							
6-9-0		0-2-0		0-1-0		AWAY		0-0-0		1-4-0		5-2-0							
1-0-0		0-0-0		0-0-0		NEUTRAL		1-0-0		0-0-0		0-0-0							
14-12-0		0-3-0		0-1-0		NON-CONFERENCE		1-1-0		1-3-0		12-4-0							
12-7-0		0-1-0		0-0-0		HOME		0-1-0		1-1-0		11-4-0							
1-5-0		0-2-0		0-0-		AWAY		0-0-0		0-2-0		1-0-0							
1-0-0		0-0-0		0-0-0		NEUTRAL		1-0-0		0-0-0		0-0-0							
11-10-0		0-0-0		0-0-0		CONFERENCE		0-3-0		3-3-0		8-4-0							
6-6-0		0-0-0		0-0-0		HOME		0-3-0		2-1-0		4-2-0							
5-4-0		0-0-0		0-0-0		AWAY		0-0-0		1-2-0		4-2-0							
0-0-0		0-0-0		0-0-0		NEUTRAL		0-0-0		0-0-0		0-0-0							
RPI S	Opponent		Score		RPI S	Opponent		Score		RPI S	Opponent		Score		RPI S	Opponent		Score	
2 A	North Carolina		6	7	30 A	South Carolina		2	3	53 H	Rhode Island		6	7	108 A	VCU		5	4
9 A	Wake Forest		5	13						53 H	Rhode Island		1	9	108 A	VCU		4	11
9 H	Wake Forest		6	12						53 H	Rhode Island		2	5	108 A	VCU		0	14
										83 N	Winthrop		7	6	118 A	Duke		6	8
										97 H	Notre Dame		0	2	128 H	St. Bonaventure		9	2
															128 H	St. Bonaventure		4	17
															128 H	St. Bonaventure		9	2
															132 A	High Point		0	7
															132 H	High Point		11	12
															137 H	Butler		3	2
															157 H	Presbyterian		6	8
															160 H	Hartford		7	5
															161 H	Saint Louis		8	7
															161 H	Saint Louis		6	3
															161 H	Saint Louis		5	7
															175 H	Gardner-Webb		11	2
															177 A	George Washington		0	5
															177 A	George Washington		3	4
															177 A	George Washington		12	2
															180 H	Appalachian St.		12	6
															185 H	UMass Lowell		8	5
															197 A	N.C. A&T		6	0
															197 H	N.C. A&T		5	3
															197 H	N.C. A&T		12	1
															203 H	Georgetown		8	1
															203 H	Georgetown		5	6
															203 H	Georgetown		9	4
LAST 10 GAMES				83 N	Winthrop		7	6	157 H	Presbyterian		6	8	197 H	N.C. A&T		5	3	
				2 A	North Carolina		6	7	177 A	George Washington		3	4	197 H	N.C. A&T		12	1	
				161 H	Saint Louis		8	7	177 A	George Washington		0	5	203 H	Georgetown		8	1	
				161 H	Saint Louis		5	7	177 A	George Washington		12	2	203 H	Georgetown		5	6	
				161 H	Saint Louis		6	3	9 H	Wake Forest		6	12	203 H	Georgetown		9	4	

Non-Div. I Games:

Davidson

Davidson

RPI	S	Opponent	Score	
257	H	Sacred Heart	8	5
270	A	Wagner	1	0
270	A	Wagner	1	7
270	A	Wagner	5	4
270	A	Wagner	6	5
290	H	Fairleigh Dickinson	15	5
290	H	Fairleigh Dickinson	7	6
290	H	Fairleigh Dickinson	11	0
290	H	Fairleigh Dickinson	11	3
297	H	Mt. St. Mary's	12	1
297	H	Mt. St. Mary's	11	0
297	H	Mt. St. Mary's	11	1
297	H	Mt. St. Mary's	6	2

Bryant

B
r
y
a
n
t

B
r
y
a
n
t

Non-Div. I Games:

Tie, Loss, Non-Conf,S Site, H Home, A Away, N Neutral Page 217

RPI	S	Opponent	Score	
276	H	Texas Southern	14	0
276	H	Texas Southern	7	0
278	H	Grambling	9	2
284	H	Ark.-Pine Bluff	6	5
293	H	Mississippi Val.	8	2

S
F
A

S
F
A

SFA

Average RPI Win:		195	WON-LOST RECORD		WINNING PCT. RANK		LAST 10 GAMES		STRENGTH OF SCHEDULE		OPP. STRENGTH OF SCHEDULE		TEAM RPI		ADJ RPI		CONF. RPI		ADJ CONF. RPI		
DIV. I ONLY			25-26-0		.4902 158		6-4-0		123		102		146		.50114 146		16		16		
DIV. I NON-CONF.			16-17-0		.48485 159		1-1-0		60		59		119		.51459 119		13		13		
TOTALS		RPI 1-25		RPI 26-50		W-L RECORDS		RPI 51-100		RPI 101-150		RPI 150+									
25-26-0		1-9-0		0-3-0		OVERALL		3-6-0		4-2-0		17-6-0									
21-7-0		0-3-0		0-0-0		HOME		2-1-0		3-0-0		16-3-0									
4-19-0		1-6-0		0-3-0		AWAY		1-5-0		1-2-0		1-3-0									
0-0-0		0-0-0		0-0-0		NEUTRAL		0-0-0		0-0-0		0-0-0									
16-17-0		1-6-0		0-3-0		NON-CONFERENCE		2-4-0		4-2-0		9-2-0									
14-5-0		0-3-0		0-0-0		HOME		2-1-0		3-0-0		9-1-0									
2-12-0		1-3-0		0-0-		AWAY		0-3-0		1-2-0		0-1-0									
0-0-0		0-0-0		0-0-0		NEUTRAL		0-0-0		0-0-0		0-0-0									
9-9-0		0-3-0		0-0-0		CONFERENCE		1-2-0		0-0-0		8-4-0									
7-2-0		0-0-0		0-0-0		HOME		0-0-0		0-0-0		7-2-0									
2-7-0		0-3-0		0-0-0		AWAY		1-2-0		0-0-0		1-2-0									
0-0-0		0-0-0		0-0-0		NEUTRAL		0-0-0		0-0-0		0-0-0									
RPI	S	Opponent		Score		RPI	S	Opponent		Score		RPI	S	Opponent		Score					
4	H	Texas Tech		5	10	34	A	Louisiana Tech		2	6	57	A	DBU		8	6				
4	H	Texas Tech		1	3	34	A	Louisiana Tech		10	12	57	A	DBU		2	13				
4	H	Texas Tech		1	4	34	A	Louisiana Tech		1	15	57	A	DBU		9	10				
12	A	LSU		2	9							58	A	Kansas		6	8				
12	A	LSU		5	12							58	H	Kansas		8	0				
12	A	LSU		1	6							67	H	Oklahoma St.		3	6				
14	A	Missouri St.		1	8							93	A	Oral Roberts		4	7				
14	A	Missouri St.		5	12							93	H	Oral Roberts		7	6				
14	A	Missouri St.		4	13							98	A	Kansas St.		4	5				
17	A	Oklahoma		4	2																
						LAST 10 GAMES															
						263 H Evansville						8	4	57 A DBU						2	13
						263 H Evansville						7	8	57 A DBU						8	6
						263 H Evansville						6	0	98 A Kansas St.						4	5
						93 H Oral Roberts						7	6	281 H Illinois St.						12	7
						57 A DBU						9	10	281 H Illinois St.						10	5
														263 H Evansville						6	0
														264 H Utah Valley						4	3
														264 H Utah Valley						16	2
														264 H Utah Valley						6	5
														279 H Omaha						8	0
														281 H Illinois St.						11	1

Non-Div. I Games:

Wichita St.

W
i
c
h
i
t
a
s
t
.

V
 4
 6
 1
 4
 4
 6
 4
 4

Wichita St.

Stetson

Stetson

RPI	S	Opponent	Score
289	H	NJIT	13 2

Stetson

UNCG

Average RPI Win: 183		WON-LOST RECORD	WINNING PCT. RANK	LAST 10 GAMES	STRENGTH OF SCHEDULE	OPP. STRENGTH OF SCHEDULE	TEAM RPI	ADJ RPI		CONF. RPI	ADJ CONF. RPI												
Average RPI Loss: 117																							
DIV. I ONLY		30-19-0	.61224	67	6-4-0	246	96	148	.50056	148	12	12											
DIV. I NON-CONF.		17-11-0	.60714	83	1-0-0	287	67	202	.47695	201	17	17											
<hr/>																							
TOTALS		RPI 1-25	RPI 26-50		W-L RECORDS		RPI 51-100		RPI 101-150		RPI 150+												
30-19-0		0-1-0	3-5-0		OVERALL		1-2-0		5-2-0		21-9-0												
20-9-0		0-0-0	0-1-0		HOME		1-2-0		5-1-0		14-5-0												
9-10-0		0-1-0	3-4-0		AWAY		0-0-0		0-1-0		6-4-0												
1-0-0		0-0-0	0-0-0		NEUTRAL		0-0-0		0-0-0		1-0-0												
17-11-0		0-1-0	1-4-0		NON-CONFERENCE		1-2-0		0-1-0		15-3-0												
12-5-0		0-0-0	0-1-0		HOME		1-2-0		0-0-0		11-2-0												
4-6-0		0-1-0	1-0-		AWAY		0-0-0		0-1-0		3-1-0												
1-0-0		0-0-0	0-0-0		NEUTRAL		0-0-0		0-0-0		1-0-0												
13-8-0		0-0-0	2-1-0		CONFERENCE		0-0-0		5-1-0		6-6-0												
8-4-0		0-0-0	0-0-0		HOME		0-0-0		5-1-0		3-3-0												
5-4-0		0-0-0	2-1-0		AWAY		0-0-0		0-0-0		3-3-0												
0-0-0		0-0-0	0-0-0		NEUTRAL		0-0-0		0-0-0		0-0-0												
RPI	S	Opponent		Score		RPI	S	Opponent		Score		RPI	S	Opponent		Score							
9	A	Wake Forest		8	15	30	A	South Carolina		1	7	81	H	Michigan St.		4	5						
						30	A	South Carolina		1	5	81	H	Michigan St.		4	1						
						30	A	South Carolina		1	0	81	H	Michigan St.		16	22						
						40	A	North Carolina St.		1	10			132 A High Point		0	1						
						40	H	North Carolina St.		2	8			136 H Furman		3	1						
						48	A	Mercer		8	4			136 H Furman		7	6						
						48	A	Mercer		5	6			136 H Furman		9	3						
						48	A	Mercer		12	3			151 A Ohio St.		4	5						
														151 A Ohio St.		11	4						
														151 A Ohio St.		11	4						
														152 H Wofford		13	12						
														152 H Wofford		7	8						
														152 H Wofford		4	13						
														181 H Princeton		6	1						
														181 H Princeton		5	10						
														181 H Princeton		3	5						
														181 H Princeton		12	3						
														189 A ETSU		9	7						
														189 A ETSU		0	11						
														189 A ETSU		12	3						
														195 A VMI		3	7						
														195 A VMI		7	8						
														195 A VMI		8	5						
														197 N N.C. A&T		5	4						
														201 A Elon		10	3						
														201 A Mercer		12	3						
														201 A Mercer		5	6						
														201 H Elon		12	8						
														208 H UNC Asheville		14	3						
<hr/>																							
LAST 10 GAMES																							
228 H The Citadel						15	5	195 A VMI						3	7	195 A VMI						8	5
228 H The Citadel						8	2	201 A Elon						10	3	197 N N.C. A&T						5	4
228 H The Citadel						2	5	48 A Mercer						12	3	201 A Mercer						10	3
195 A VMI						8	5	48 A Mercer						5	6	201 H Elon						12	8
195 A VMI						7	8	48 A Mercer						8	4	208 H UNC Asheville						14	3

Non-Div. I Games:

UNCG

RPI	S	Opponent	Score	
228	H	The Citadel	8	2
228	H	The Citadel	15	5
228	H	The Citadel	2	5
288	H	UMES	18	4
288	H	UMES	4	2
288	H	UMES	11	3
291	H	Lafayette	25	7
291	H	Lafayette	14	2
291	H	Lafayette	8	7
291	H	Lafayette	11	8

UNCG

U
N
C
G

U
N
C
G

UNCW

Average RPI Win: 183		WON-LOST	WINNING	LAST 10	STRENGTH OF	OPP. STRENGTH	TEAM	ADJ	CONF.	ADJ CONF.					
Average RPI Loss: 111		RECORD	PCT. RANK	GAMES	SCHEDULE	OF SCHEDULE	RPI	RPI	RPI	RPI					
DIV. I ONLY		26-25-0	.5098	145	6-4-0	112	136	149	.50049	149	21	21			
DIV. I NON-CONF.		12-18-0	.4	211	0-2-0	71	76	192	.48124	191	22	22			
<hr/>															
TOTALS		RPI 1-25		RPI 26-50		W-L RECORDS		RPI 51-100		RPI 101-150		RPI 150+			
26-25-0		0-0-0		1-9-0		OVERALL		0-5-0		6-4-0		19-7-0			
21-11-0		0-0-0		1-3-0		HOME		0-4-0		6-1-0		14-3-0			
5-14-0		0-0-0		0-6-0		AWAY		0-1-0		0-3-0		5-4-0			
0-0-0		0-0-0		0-0-0		NEUTRAL		0-0-0		0-0-0		0-0-0			
<hr/>															
12-18-0		0-0-0		1-9-0		NON-CONFERENCE		0-5-0		4-0-0		7-4-0			
11-9-0		0-0-0		1-3-0		HOME		0-4-0		4-0-0		6-2-0			
1-9-0		0-0-0		0-0-		AWAY		0-1-0		0-0-0		1-2-0			
0-0-0		0-0-0		0-0-0		NEUTRAL		0-0-0		0-0-0		0-0-0			
<hr/>															
14-7-0		0-0-0		0-0-0		CONFERENCE		0-0-0		2-4-0		12-3-0			
10-2-0		0-0-0		0-0-0		HOME		0-0-0		2-1-0		8-1-0			
4-5-0		0-0-0		0-0-0		AWAY		0-0-0		0-3-0		4-2-0			
0-0-0		0-0-0		0-0-0		NEUTRAL		0-0-0		0-0-0		0-0-0			
<hr/>															
RPI	S	Opponent	Score	RPI	S	Opponent	Score	RPI	S	Opponent	Score				
				32	A	Ole Miss	2 7	55	H	FGCU	3 5	108	H	VCU	10 1
				32	A	Ole Miss	4 8	55	H	FGCU	1 5	108	H	VCU	10 4
				32	A	Ole Miss	6 8	55	H	FGCU	1 10	108	H	VCU	5 4
				37	H	Maryland	6 10	85	A	East Carolina	2 10	112	H	William & Mary	9 10
				37	H	Maryland	10 7	85	H	East Carolina	5 9	112	H	William & Mary	6 5
				40	A	North Carolina St.	3 6					112	H	William & Mary	11 1
				40	H	North Carolina St.	5 8					132	H	High Point	7 3
				46	A	Coastal Caro.	2 13					142	A	Col. of Charleston	0 2
				46	A	Coastal Caro.	6 13					142	A	Col. of Charleston	6 7
				46	H	Coastal Caro.	1 4					142	A	Col. of Charleston	7 8
												153	H	Delaware	16 5
												153	H	Delaware	2 5
												153	H	Delaware	5 0
												178	H	Northeastern	7 3
												178	H	Northeastern	11 4
												178	H	Northeastern	4 3
												180	H	Appalachian St.	6 5
												184	H	George Mason	12 8
												195	H	VMI	4 3
												201	A	Elon	3 2
												201	A	Elon	3 5
												201	A	Elon	6 5
												210	A	Campbell	5 12
												210	H	Campbell	2 4
												226	H	James Madison	7 5
												226	H	James Madison	4 1
												226	H	James Madison	6 2
<hr/>															
LAST 10 GAMES															
				201	A	Elon	3 5	178	H	Northeastern	7 3	210	A	Campbell	5 12
				201	A	Elon	3 2	178	H	Northeastern	11 4	210	H	Campbell	2 4
				201	A	Elon	6 5	178	H	Northeastern	4 3	226	H	James Madison	7 5
				40	A	North Carolina St.	3 6	153	H	Delaware	5 0	226	H	James Madison	4 1
				46	A	Coastal Caro.	6 13	153	H	Delaware	2 5	226	H	James Madison	6 2

Non-Div. I Games:

UNCW

RPI	S	Opponent	Score	
255	A	N.C. Central	16	8
255	A	N.C. Central	6	8
255	H	N.C. Central	3	0
259	H	Longwood	11	1
259	H	Longwood	3	5
259	H	Longwood	7	3
266	A	Hofstra	3	6
266	A	Hofstra	7	4
266	A	Hofstra	20	7

UNCW

U
N
C
W

U
N
C
W

Page 226

H
a
w
a
i
i

Hawaii

RPI	S	Opponent	Score	
257	H	Sacred Heart	6	5
257	H	Sacred Heart	4	1
257	H	Sacred Heart	6	3

Hawaii

H
a
w
a
i
i

H
a
w
a
i
i

Average RPI Win:		151	WON-LOST RECORD		WINNING PCT. RANK		LAST 10 GAMES		STRENGTH OF SCHEDULE		OPP. STRENGTH OF SCHEDULE		TEAM RPI		ADJ RPI		CONF. RPI		ADJ CONF. RPI		
DIV. I ONLY				20-32-0	.38462	237	3-7-0		42		130		151		.49928		151	7		7	
DIV. I NON-CONF.				13-18-0	.41935	200	1-2-0		55		173		162		.49532		162	7		7	
TOTALS		RPI 1-25		RPI 26-50		W-L RECORDS		RPI 51-100		RPI 101-150		RPI 150+									
20-32-0		1-2-0		2-4-0		OVERALL		5-13-0		2-8-0		10-5-0									
7-15-0		0-1-0		1-2-0		HOME		1-4-0		2-5-0		3-3-0									
8-12-0		0-0-0		1-2-0		AWAY		3-6-0		0-2-0		4-2-0									
5-5-0		1-1-0		0-0-0		NEUTRAL		1-3-0		0-1-0		3-0-0									
13-18-0		1-2-0		0-0-0		NON-CONFERENCE		3-6-0		1-6-0		8-4-0									
5-8-0		0-1-0		0-0-0		HOME		1-1-0		1-3-0		3-3-0									
3-5-0		0-0-0		0-0-		AWAY		1-2-0		0-2-0		2-1-0									
5-5-0		1-1-0		0-0-0		NEUTRAL		1-3-0		0-1-0		3-0-0									
7-14-0		0-0-0		2-4-0		CONFERENCE		2-7-0		1-2-0		2-1-0									
2-7-0		0-0-0		1-2-0		HOME		0-3-0		1-2-0		0-0-0									
5-7-0		0-0-0		1-2-0		AWAY		2-4-0		0-0-0		2-1-0									
0-0-0		0-0-0		0-0-0		NEUTRAL		0-0-0		0-0-0		0-0-0									
RPI	S	Opponent		Score		RPI	S	Opponent		Score		RPI	S	Opponent		Score					
1	N	Oregon St.		6	1	31	A	Michigan		2	5	52	N	Utah		4	6				
1	N	Oregon St.		1	5	31	A	Michigan		0	6	52	N	Utah		0	12				
4	H	Texas Tech		3	5	31	A	Michigan		4	2	55	A	FGCU		5	4				
						43	H	Nebraska		1	3	55	A	FGCU		1	13				
						43	H	Nebraska		9	7	55	A	FGCU		9	10				
						43	H	Nebraska		9	11	70	H	Kent St.		9	8				
												75	H	Minnesota		2	5				
												75	H	Minnesota		5	6				
												75	H	Minnesota		5	15				
												81	A	Michigan St.		0	2				
												81	A	Michigan St.		13	8				
												81	A	Michigan St.		5	6				
												82	H	Cincinnati		1	7				
												96	A	Iowa		12	7				
												96	A	Iowa		10	11				
												96	A	Iowa		5	9				
												98	N	Kansas St.		6	3				
												98	N	Kansas St.		2	3				
						LAST 10 GAMES															
						96	A	Iowa		10	11	31	A	Michigan		4	2				
						96	A	Iowa		12	7	31	A	Michigan		2	5				
						96	A	Iowa		5	9	31	A	Michigan		0	6				
						154	H	Ball St.		4	14	4	H	Texas Tech		3	5				
						271	H	Bowling Green		7	6	43	H	Nebraska		9	11				

Non-Div. I Games:

Ohio St.

Non-Div. I Games:

Wofford

RPI	S	Opponent	Score	
208	A	UNC Asheville	17	8
208	H	UNC Asheville	6	7
214	H	Monmouth	4	6
214	H	Monmouth	16	4
226	H	James Madison	1	5
231	N	Charleston So.	2	5
253	A	USC Upstate	5	6
253	A	USC Upstate	10	14
253	H	USC Upstate	4	2
256	A	Villanova	8	0
256	A	Villanova	13	0
256	A	Villanova	7	3
259	H	Longwood	6	5
280	H	La Salle	6	7
280	H	La Salle	6	1

Wofford

Average RPI Win:	207	WON-LOST RECORD	WINNING PCT. RANK	LAST 10 GAMES	STRENGTH OF SCHEDULE	OPP. STRENGTH OF SCHEDULE	TEAM RPI	ADJ RPI	CONF. RPI	ADJ CONF. RPI				
DIV. I ONLY		28-20-0	.58333	87	5-5-0	230	196	153	.49826	153	21	21		
DIV. I NON-CONF.		15-12-0	.55556	112	1-3-0	233	190	179	.48584	179	22	22		
<hr/>														
TOTALS	RPI 1-25	RPI 26-50		W-L RECORDS		RPI 51-100		RPI 101-150		RPI 150+				
28-20-0	1-0-0	1-3-0		OVERALL		0-1-0		3-5-0		23-11-0				
19-3-0	0-0-0	0-0-0		HOME		0-0-0		2-1-0		17-2-0				
6-13-0	0-0-0	1-3-0		AWAY		0-0-0		1-2-0		4-8-0				
3-4-0	1-0-0	0-0-0		NEUTRAL		0-1-0		0-2-0		2-1-0				
15-12-0	1-0-0	1-3-0		NON-CONFERENCE		0-1-0		0-2-0		13-6-0				
11-2-0	0-0-0	0-0-0		HOME		0-0-0		0-0-0		11-2-0				
1-6-0	0-0-0	1-0-		AWAY		0-0-0		0-0-0		0-3-0				
3-4-0	1-0-0	0-0-0		NEUTRAL		0-1-0		0-2-0		2-1-0				
13-8-0	0-0-0	0-0-0		CONFERENCE		0-0-0		3-3-0		10-5-0				
8-1-0	0-0-0	0-0-0		HOME		0-0-0		2-1-0		6-0-0				
5-7-0	0-0-0	0-0-0		AWAY		0-0-0		1-2-0		4-5-0				
0-0-0	0-0-0	0-0-0		NEUTRAL		0-0-0		0-0-0		0-0-0				
RPI	S	Opponent	Score		RPI	S	Opponent	Score		RPI	S	Opponent	Score	
7	N	Kentucky	4	3	40	A	North Carolina St.	1	7	98	N	Kansas St.	0	7
					40	A	North Carolina St.	5	4					
					40	A	North Carolina St.	0	7					
					41	A	Old Dominion	1	2					

Non-Div. I Games:

Delaware

Delaware

[illegible]

Non-Div. I Games:

Ball St.

B a l l s t .

B
a
l
l
s
t
.

Ball St.

Average RPI Win:	226	WON-LOST RECORD	WINNING PCT. RANK	LAST 10 GAMES	STRENGTH OF SCHEDULE	OPP. STRENGTH OF SCHEDULE	TEAM RPI	ADJ RPI	CONF. RPI	ADJ CONF. RPI		
DIV. I ONLY		31-19-0	.62	58	7-3-0	271	251	155	.4976	155	26	26
DIV. I NON-CONF.		16-12-0	.57143	103	0-1-0	277	212	176	.48798	176	25	25
<hr/>												
TOTALS	RPI 1-25		RPI 26-50		W-L RECORDS		RPI 51-100		RPI 101-150		RPI 150+	
31-19-0	0-0-0		0-0-0		OVERALL		1-3-0		0-4-0		30-12-0	
9-5-0	0-0-0		0-0-0		HOME		0-1-0		0-0-0		9-4-0	
12-12-0	0-0-0		0-0-0		AWAY		1-2-0		0-4-0		11-6-0	
10-2-0	0-0-0		0-0-0		NEUTRAL		0-0-0		0-0-0		10-2-0	
16-12-0	0-0-0		0-0-0		NON-CONFERENCE		1-3-0		0-1-0		15-8-0	
2-3-0	0-0-0		0-0-0		HOME		0-1-0		0-0-0		2-2-0	
5-7-0	0-0-0		0-0-		AWAY		1-2-0		0-1-0		4-4-0	
9-2-0	0-0-0		0-0-0		NEUTRAL		0-0-0		0-0-0		9-2-0	
15-7-0	0-0-0		0-0-0		CONFERENCE		0-0-0		0-3-0		15-4-0	
7-2-0	0-0-0		0-0-0		HOME		0-0-0		0-0-0		7-2-0	
7-5-0	0-0-0		0-0-0		AWAY		0-0-0		0-3-0		7-2-0	
1-0-0	0-0-0		0-0-0		NEUTRAL		0-0-0		0-0-0		1-0-0	
RPI	S	Opponent	Score	RPI	S	Opponent	Score	RPI	S	Opponent	Score	
						70 H Kent St.	5 8			114 A Virginia Tech	0 11	
						83 A Winthrop	1 3			130 A Marist	3 13	
						83 A Winthrop	9 5			130 A Marist	4 11	
						83 A Winthrop	1 2			130 A Marist	7 10	
										162 A Kennesaw St.	15 7	
										162 A Kennesaw St.	2 5	
										162 A Kennesaw St.	8 5	
										162 A Kennesaw St.	4 8	
										175 A Gardner-Webb	0 5	
										175 A Gardner-Webb	5 6	
										175 A Gardner-Webb	10 7	
										175 A Gardner-Webb	9 5	
										184 N George Mason	7 1	
										184 N George Mason	5 6	
										184 N George Mason	4 2	
										213 N Niagara	8 0	
										214 H Monmouth	11 10	
										214 H Monmouth	4 3	
										214 H Monmouth	6 17	
										217 H Buffalo	6 14	
										217 H Buffalo	6 5	
										217 H Buffalo	13 5	
										218 N Fordham	5 6	
						254 H Manhattan	3 2			218 N Fordham	4 0	
						254 H Manhattan	0 2			218 N Fordham	5 3	
						254 H Manhattan	16 5			218 N Fordham	2 1	
						261 A Iona	2 0			218 N Fordham	4 7	
						261 A Iona	1 0			239 A Quinnipiac	4 7	
										239 A Quinnipiac	10 4	
										239 A Quinnipiac	10 4	
										239 A Quinnipiac	10 4	
										239 A Quinnipiac	10 4	
										239 A Quinnipiac	10 4	
										239 A Quinnipiac	10 4	
										239 A Quinnipiac	10 4	
										239 A Quinnipiac	10 4	
										239 A Quinnipiac	10 4	
										239 A Quinnipiac	10 4	
										239 A Quinnipiac	10 4	
										239 A Quinnipiac	10 4	
										239 A Quinnipiac	10 4	
										239 A Quinnipiac	10 4	
										239 A Quinnipiac	10 4	
										239 A Quinnipiac	10 4	
										239 A Quinnipiac	10 4	
										239 A Quinnipiac	10 4	
										239 A Quinnipiac	10 4	
										239 A Quinnipiac	10 4	
										239 A Quinnipiac	10 4	
										239 A Quinnipiac	10 4	
										239 A Quinnipiac	10 4	
										239 A Quinnipiac	10 4	
										239 A Quinnipiac	10 4	
										239 A Quinnipiac	10 4	
										239 A Quinnipiac	10 4	
										239 A Quinnipiac	10 4	
										239 A Quinnipiac	10 4	
										239 A Quinnipiac	10 4	
										239 A Quinnipiac	10 4	
										239 A Quinnipiac	10 4	
										239 A Quinnipiac	10 4	
										239 A Quinnipiac	10 4	
										239 A Quinnipiac	10 4	
										239 A Quinnipiac	10 4	
										239 A Quinnipiac	10 4	
										239 A Quinnipiac	10 4	
										239 A Quinnipiac	10 4	
										239 A Quinnipiac	10 4	
										239 A Quinnipiac	10 4	
										239 A Quinnipiac	10 4	
										239 A Quinnipiac	10 4	
										239 A Quinnipiac	10 4	
										239 A Quinnipiac	10 4	
										239 A Quinnipiac	10 4	
										239 A Quinnipiac	10 4	
										239 A Quinnipiac	10 4	
										239 A Quinnipiac	10 4	
								</				

Non-Div. I Games:

Canisius

RPI	S	Opponent	Score	
239	A	Quinnipiac	3	2
239	A	Quinnipiac	10	4
243	A	Siena	3	8
243	A	Siena	4	2
243	A	Siena	7	2
246	H	Rider	4	3
246	H	Rider	9	0
246	H	Rider	7	0
254	H	Manhattan	0	2
254	H	Manhattan	16	5
254	H	Manhattan	3	2
261	A	Iona	5	4
261	A	Iona	2	0
261	A	Iona	1	0
272	H	Youngstown St.	2	4
282	N	Chicago St.	8	1
289	N	NJIT	6	1
298	N	Fort Wayne	8	4
298	N	Fort Wayne	13	6

Canisius

Average RPI Win: 225		WON-LOST	WINNING	LAST 10	STRENGTH OF		OPP. STRENGTH	TEAM	ADJ	CONF.	ADJ CONF.
Average RPI Loss: 147		RECORD	PCT. RANK	GAMES	SCHEDULE		OF SCHEDULE	RPI	RPI	RPI	RPI
DIV. I ONLY		28-20-0	.58333	87	7-3-0		217	267	156	.49643	156
DIV. I NON-CONF.		11-13-0	.45833	180	2-1-0		45	211	112	.51814	112
TOTALS		RPI 1-25	RPI 26-50		W-L RECORDS		RPI 51-100		RPI 101-150		RPI 150+
28-20-0		0-4-0	2-4-0		OVERALL		0-0-0		3-2-0		23-10-0
13-7-0		0-0-0	1-2-0		HOME		0-0-0		2-2-0		10-3-0
10-12-0		0-4-0	1-2-0		AWAY		0-0-0		0-0-0		9-6-0
5-1-0		0-0-0	0-0-0		NEUTRAL		0-0-0		1-0-0		4-1-0
11-13-0		0-4-0	2-4-0		NON-CONFERENCE		0-0-0		1-0-0		8-5-0
4-3-0		0-0-0	1-2-0		HOME		0-0-0		0-0-0		3-1-0
2-9-0		0-4-0	1-0-		AWAY		0-0-0		0-0-0		1-3-0
5-1-0		0-0-0	0-0-0		NEUTRAL		0-0-0		1-0-0		4-1-0
17-7-0		0-0-0	0-0-0		CONFERENCE		0-0-0		2-2-0		15-5-0
9-4-0		0-0-0	0-0-0		HOME		0-0-0		2-2-0		7-2-0
8-3-0		0-0-0	0-0-0		AWAY		0-0-0		0-0-0		8-3-0
0-0-0		0-0-0	0-0-0		NEUTRAL		0-0-0		0-0-0		0-0-0
RPI S	Opponent	Score		RPI S	Opponent	Score		RPI S	Opponent	Score	
17 A	Oklahoma	0	3	39 H	UConn	5	7	130 N	Marist	3	2
17 A	Oklahoma	2	11	50 A	Binghamton	3	2	144 H	Bryant	3	6
17 A	Oklahoma	1	6	50 A	Binghamton	2	3	144 H	Bryant	8	0
17 A	Oklahoma	2	13	50 A	Binghamton	1	6	144 H	Bryant	9	7
				50 H	Binghamton	0	3	144 H	Bryant	0	7
				50 H	Binghamton	2	1	160 H	Hartford	6	4
								185 H	UMass Lowell	5	0
								193 N	Maine	3	6
								193 N	Maine	6	3
								200 A	Navy	3	7
								200 A	Navy	6	11
								219 N	Holy Cross	3	2
								235 A	LIU Brooklyn	4	6
								235 A	LIU Brooklyn	5	0
								235 A	LIU Brooklyn	9	8
								235 A	LIU Brooklyn	3	0
								239 A	Quinnipiac	24	13
								239 H	Quinnipiac	6	3
								243 A	Siena	4	5
								248 N	South Dakota St.	15	6
								248 N	South Dakota St.	6	4
								257 H	Sacred Heart	9	5
								257 H	Sacred Heart	9	1
								257 H	Sacred Heart	2	6
								257 H	Sacred Heart	11	5
								257 H	Sacred Heart	3	4
								257 H	Sacred Heart	2	1
LAST 10 GAMES											
270 A	Wagner	4	5	257 H	Sacred Heart	9	1	257 H	Sacred Heart	9	1
270 A	Wagner	7	4	257 H	Sacred Heart	11	5	257 H	Sacred Heart	2	6
270 A	Wagner	10	7	239 A	Quinnipiac	24	13	257 H	Sacred Heart	11	5
270 A	Wagner	2	5	50 A	Binghamton	2	3	257 H	Sacred Heart	3	4
257 H	Sacred Heart	9	5	50 A	Binghamton	3	2	257 H	Sacred Heart	2	1

Non-Div. I Games:

Central Conn. St.

RPI	S	Opponent	Score
262	H	Massachusetts	0 15
270	A	Wagner	7 4
270	A	Wagner	4 5
270	A	Wagner	2 5
270	A	Wagner	10 7
297	A	Mt. St. Mary's	11 3
297	A	Mt. St. Mary's	7 5
297	A	Mt. St. Mary's	7 2
297	H	Mt. St. Mary's	2 0
297	H	Mt. St. Mary's	4 0
297	H	Mt. St. Mary's	9 1

Average RPI Win: 181		WON-LOST	WINNING	LAST 10	STRENGTH OF		OPP. STRENGTH	TEAM	ADJ	CONF.	ADJ CONF.
Average RPI Loss: 154		RECORD	PCT. RANK	GAMES	SCHEDULE		OF SCHEDULE	RPI	RPI	RPI	RPI
DIV. I ONLY		27-25-0	.51923	134	6-4-0		185	149	157	.49626	157
DIV. I NON-CONF.		13-18-0	.41935	200	1-3-0		188	109	203	.47684	202
TOTALS		RPI 1-25	RPI 26-50		W-L RECORDS		RPI 51-100		RPI 101-150		RPI 150+
27-25-0		0-0-0	1-3-0		OVERALL		3-2-0		3-7-0		20-13-0
13-11-0		0-0-0	0-0-0		HOME		0-0-0		2-4-0		11-7-0
13-12-0		0-0-0	1-3-0		AWAY		3-1-0		1-3-0		8-5-0
1-2-0		0-0-0	0-0-0		NEUTRAL		0-1-0		0-0-0		1-1-0
13-18-0		0-0-0	1-3-0		NON-CONFERENCE		0-2-0		2-5-0		10-8-0
7-5-0		0-0-0	0-0-0		HOME		0-0-0		1-2-0		6-3-0
5-11-0		0-0-0	1-0-		AWAY		0-1-0		1-3-0		3-4-0
1-2-0		0-0-0	0-0-0		NEUTRAL		0-1-0		0-0-0		1-1-0
14-7-0		0-0-0	0-0-0		CONFERENCE		3-0-0		1-2-0		10-5-0
6-6-0		0-0-0	0-0-0		HOME		0-0-0		1-2-0		5-4-0
8-1-0		0-0-0	0-0-0		AWAY		3-0-0		0-0-0		5-1-0
0-0-0		0-0-0	0-0-0		NEUTRAL		0-0-0		0-0-0		0-0-0
RPI	S	Opponent	Score	RPI	S	Opponent	Score	RPI	S	Opponent	Score
				30	A	South Carolina	3 4	81	N	Michigan St.	2 10
				45	A	Auburn	0 8	83	A	Winthrop	5 0
				45	A	Auburn	11 8	83	A	Winthrop	3 1
				45	A	Auburn	5 7	83	A	Winthrop	9 5
								92	A	Georgia	7 8
								</			

Non-Div. I Games:

Presbyterian

RPI	S	Opponent	Score	
208	H	UNC Asheville	1	7
219	N	UT Martin	3	2
228	A	The Citadel	8	9
231	A	Charleston So.	10	5
231	A	Charleston So.	11	10
231	A	Charleston So.	10	8
238	H	Army West Point	5	9
238	H	Army West Point	13	4
238	H	Army West Point	9	0
253	A	USC Upstate	4	5
253	H	USC Upstate	5	6
255	A	N.C. Central	8	7
255	H	N.C. Central	8	7
259	A	Longwood	10	2
259	A	Longwood	2	1
259	A	Longwood	1	2

Presbyterian

P
r
e
s
b
y
t
e
r
i
a
n

P
r
e
s
b
y
t
e
r
i
a
n

B
e
l
m
o
n
t

Belmont

RPI	S	Opponent	Score	
232	A	Eastern Ky.	2	6
232	A	Eastern Ky.	2	0
232	A	Eastern Ky.	7	3
240	A	Western Ky.	2	3
240	H	Western Ky.	11	3
263	H	Evansville	3	0
271	H	Bowling Green	7	5
295	H	Alabama A&M	10	7

Belmont

Average RPI Win: 164		WON-LOST	WINNING	LAST 10	STRENGTH OF		OPP. STRENGTH	TEAM	ADJ		CONF.	ADJ CONF.
Average RPI Loss: 147		RECORD	PCT. RANK	GAMES	SCHEDULE		OF SCHEDULE	RPI	RPI		RPI	RPI
DIV. I ONLY		29-22-0	.56863	95	218		109	160	.4956		159	19
DIV. I NON-CONF.		13-11-0	.54167	122	228		78	180	.48578		180	16
TOTALS		RPI 1-25	RPI 26-50		W-L RECORDS		RPI 51-100		RPI 101-150		RPI 150+	
29-22-0		0-0-0	4-2-0		OVERALL		3-7-0		5-3-0		17-10-0	
19-11-0		0-0-0	3-0-0		HOME		3-4-0		2-3-0		11-4-0	
10-11-0		0-0-0	1-2-0		AWAY		0-3-0		3-0-0		6-6-0	
0-0-0		0-0-0	0-0-0		NEUTRAL		0-0-0		0-0-0		0-0-0	
13-11-0		0-0-0	0-0-0		NON-CONFERENCE		2-5-0		5-3-0		6-3-0	
9-6-0		0-0-0	0-0-0		HOME		2-2-0		2-3-0		5-1-0	
4-5-0		0-0-0	0-0-		AWAY		0-3-0		3-0-0		1-2-0	
0-0-0		0-0-0	0-0-0		NEUTRAL		0-0-0		0-0-0		0-0-0	
16-11-0		0-0-0	4-2-0		CONFERENCE		1-2-0		0-0-0		11-7-0	
10-5-0		0-0-0	3-0-0		HOME		1-2-0		0-0-0		6-3-0	
6-6-0		0-0-0	1-2-0		AWAY		0-0-0		0-0-0		5-4-0	
0-0-0		0-0-0	0-0-0		NEUTRAL		0-0-0		0-0-0		0-0-0	
RPI S	Opponent	Score	RPI S	Opponent	Score	RPI S	Opponent	Score	RPI S	Opponent	Score	
			49 A	New Mexico	4 24	71 H	Oregon	1 13	126 A	Cal Poly	6 3	
			49 A	New Mexico	2 1	71 H	Oregon	2 3	126 H	Cal Poly	12 8	
			49 A	New Mexico	2 6	71 H	Oregon	9 1	129 A	San Francisco	6 3	
			49 H	New Mexico	9 3	71 H	Oregon	8 3	129 H	San Francisco	6 7	
			49 H	New Mexico	16 2	81 A	Michigan St.	5 9	138 A	UC Riverside	7 5	
			49 H	New Mexico	15 9	81 A	Michigan St.	4 10	138 H	UC Riverside	3 4	
						81 A	Michigan St.	2 8	138 H	UC Riverside	4 6	
						89 H	San Diego St.	8 7	138 H	UC Riverside	5 4	
						89 H	San Diego St.	0 12	187 H	Eastern Mich.	11 15	
						89 H	San Diego St.	4 5	187 H	Eastern Mich.	10 2	
									187 H	Eastern Mich.	6 3	
									199 A	Pepperdine	7 8	
									199 H	Pepperdine	5 2	
									206 A	Air Force	5 14	
									206 A	Air Force	10 8	
									206 A	Air Force	15 7	
									206 H	Air Force	5 10	
									206 H	Air Force	8 7	
									206 H	Air Force	7 5	
									211 A	Sacramento St.	9 0	
									211 H	Sacramento St.	9 2	
									212 A	Nevada	4 5	
									212 A	Nevada	3 7	
									212 A	Nevada	27 5	
									212 H	Nevada	9 5	
									212 H	Nevada	8 10	
									212 H	Nevada	3 2	
LAST 10 GAMES												
			49 H	New Mexico	15 9	245 A	UNLV	11 5	212 A	Nevada	3 7	
			49 H	New Mexico	16 2	245 A	UNLV	12 5	212 A	Nevada	27 5	
			49 H	New Mexico	9 3	138 A	UC Riverside	7 5	212 H	Nevada	9 5	
			211 H	Sacramento St.	9 2	236 H	San Jose St.	16 8	212 H	Nevada	8 10	
			245 A	UNLV	5 14	236 H	San Jose St.	8 3	212 H	Nevada	3 2	

Non-Div. I Games:

Fresno St.

**F
r
e
s
n
o
s
t
.**

F
r
e
s
n
o
s
t
.

Fresno St.

Average RPI Win: 186		WON-LOST RECORD		WINNING PCT. RANK		LAST 10 GAMES		STRENGTH OF SCHEDULE		OPP. STRENGTH OF SCHEDULE		TEAM RPI		ADJ RPI		CONF. RPI		ADJ CONF. RPI	
DIV. I ONLY		20-24-0		.45455 188		5-5-0		120		212		161		.49476 160		15		15	
DIV. I NON-CONF.		12-14-0		.46154 178		3-1-0		50		246		114		.51659 114		15		15	
TOTALS		RPI 1-25		RPI 26-50		W-L RECORDS		RPI 51-100		RPI 101-150		RPI 150+							
20-24-0		0-3-0		1-3-0		OVERALL		0-2-0		3-1-0		16-15-0							
11-7-0		0-0-0		0-0-0		HOME		0-2-0		2-0-0		9-5-0							
7-16-0		0-3-0		1-3-0		AWAY		0-0-0		0-1-0		6-9-0							
2-1-0		0-0-0		0-0-0		NEUTRAL		0-0-0		1-0-0		1-1-0							
12-14-0		0-3-0		1-3-0		NON-CONFERENCE		0-2-0		3-1-0		8-5-0							
6-3-0		0-0-0		0-0-0		HOME		0-2-0		2-0-0		4-1-0							
4-10-0		0-3-0		1-0-		AWAY		0-0-0		0-1-0		3-3-0							
2-1-0		0-0-0		0-0-0		NEUTRAL		0-0-0		1-0-0		1-1-0							
8-10-0		0-0-0		0-0-0		CONFERENCE		0-0-0		0-0-0		8-10-0							
5-4-0		0-0-0		0-0-0		HOME		0-0-0		0-0-0		5-4-0							
3-6-0		0-0-0		0-0-0		AWAY		0-0-0		0-0-0		3-6-0							
0-0-0		0-0-0		0-0-0		NEUTRAL		0-0-0		0-0-0		0-0-0							
RPI	S	Opponent		Score		RPI	S	Opponent		Score		RPI	S	Opponent		Score			
15	A	Arizona		5	21	39	A	UConn		6	4	53	H	Rhode Island		13	14		
15	A	Arizona		13	17	48	A	Mercer		6	15	62	H	Yale		11	13		
15	A	Arizona		3	25	48	A	Mercer		3	4								
						48	A	Mercer		14	20								
		</																	

Non-Div. I Games:

Hartford

RPI	S	Opponent	Score	
229	N	Bucknell	5	9
238	A	Army West Point	0	10
238	A	Army West Point	3	2
238	H	Army West Point	6	2
239	H	Quinnipiac	6	5
239	N	Quinnipiac	6	4
257	H	Sacred Heart	9	8
262	A	Massachusetts	13	4

Hartford

H
a
r
t
f
o
r
d

H
a
r
t
f
o
r
d

Average RPI Win:	215	WON-LOST RECORD	WINNING PCT. RANK	LAST 10 GAMES	STRENGTH OF SCHEDULE	OPP. STRENGTH OF SCHEDULE	TEAM RPI	ADJ RPI	CONF. RPI	ADJ CONF. RPI	
Average RPI Loss:	154										
DIV. I ONLY	29-18-0	.61702	61	5-5-0	256	222	158	.494	161	22	22
DIV. I NON-CONF.	19-9-0	.67857	46	2-2-0	269	251	126	.51007	130	24	24
<hr/>											
TOTALS	RPI 1-25	RPI 26-50		W-L RECORDS	RPI 51-100		RPI 101-150		RPI 150+		
29-18-0	0-1-0	0-1-0		OVERALL	3-2-0		5-8-0		21-6-0		
16-6-0	0-1-0	0-0-0		HOME	0-0-0		3-1-0		13-4-0		
8-11-0	0-0-0	0-0-0		AWAY	1-2-0		2-7-0		5-2-0		
5-1-0	0-0-0	0-1-0		NEUTRAL	2-0-0		0-0-0		3-0-0		
19-9-0	0-1-0	0-1-0		NON-CONFERENCE	3-0-0		2-5-0		14-2-0		
9-2-0	0-1-0	0-0-0		HOME	0-0-0		1-0-0		8-1-0		
5-6-0	0-0-0	0-0-		AWAY	1-0-0		1-5-0		3-1-0		
5-1-0	0-0-0	0-1-0		NEUTRAL	2-0-0		0-0-0		3-0-0		
10-9-0	0-0-0	0-0-0		CONFERENCE	0-2-0		3-3-0		7-4-0		
7-4-0	0-0-0	0-0-0		HOME	0-0-0		2-1-0		5-3-0		
3-5-0	0-0-0	0-0-0		AWAY	0-2-0		1-2-0		2-1-0		
0-0-0	0-0-0	0-0-0		NEUTRAL	0-0-0		0-0-0		0-0-0		
RPI S	Opponent	Score	RPI S	Opponent	Score	RPI S	Opponent	Score	RPI S	Opponent	Score
14 H	Missouri St.	8 15	31 N	Michigan	1 6	53 A	Rhode Island	0 6	124 A	Purdue	3 4
						53 A	Rhode Island	4 6	124 A	Purdue	2 5
						67 A	Oklahoma St.	10 7	128 H	St. Bonaventure	5 6
						97 N	Notre Dame	8 6	128 H	St. Bonaventure	4 2
						97 N	Notre Dame	8 3	128 H	St. Bonaventure	9 4
									137 A	Butler	5 6
									137 A	Butler	4 2
									137 A	Butler	3 6
									141 A	Southeast Mo. St.	2 13
									141 H	Southeast Mo. St.	6 5
									143 A	Davidson	3 6
									143 A	Davidson	7 5
									143 A	Davidson	7 8
									165 N	Creighton	7 3
									202 A	Eastern Ill.	8 5
									202 H	Eastern Ill.	12 1
									218 H	Fordham	10 0
									218 H	Fordham	1 7
									230 A	SIUE	12 3
									230 H	SIUE	24 9
									251 H	Richmond	7 11
									251 H	Richmond	8 2
									251 H	Richmond	4 3
									258 H	Northern Ill.	8 1
									258 H	Northern Ill.	0 2
									258 H	Northern Ill.	10 5
									262 A	Massachusetts	8 4

Non-Div. I Games: McKendree 3 5

Saint Louis

RPI	S	Opponent	Score	
262	A	Massachusetts	8	1
262	A	Massachusetts	4	5
265	A	Santa Clara	5	3
268	H	Dayton	5	3
268	H	Dayton	4	2
268	H	Dayton	5	6
269	H	Western Ill.	7	6
274	N	Incarnate Word	6	3
281	A	Illinois St.	1	2
290	H	Fairleigh Dickinson	8	0
290	H	Fairleigh Dickinson	7	5
290	H	Fairleigh Dickinson	5	2
291	N	Lafayette	24	6

Saint Louis

S
a
i
n
t
L
o
u
i
s

S
a
i
n
t
L
o
u
i
s

Average RPI Win: 172		WON-LOST	WINNING	LAST 10	STRENGTH OF		OPP. STRENGTH	TEAM	ADJ	CONF.	ADJ CONF.
Average RPI Loss: 104		RECORD	PCT. RANK	GAMES	SCHEDULE		OF SCHEDULE	RPI	RPI	RPI	RPI
DIV. I ONLY		22-27-0	.44898	194	5-5-0		101	144	162	.49384	162
DIV. I NON-CONF.		12-19-0	.3871	223	1-2-0		41	101	178	.48653	178
TOTALS		RPI 1-25	RPI 26-50		W-L RECORDS		RPI 51-100		RPI 101-150		RPI 150+
22-27-0		0-3-0	0-3-0		OVERALL		4-8-0		7-8-0		11-5-0
12-16-0		0-3-0	0-2-0		HOME		3-6-0		2-3-0		7-2-0
10-11-0		0-0-0	0-1-0		AWAY		1-2-0		5-5-0		4-3-0
0-0-0		0-0-0	0-0-0		NEUTRAL		0-0-0		0-0-0		0-0-0
12-19-0		0-3-0	0-3-0		NON-CONFERENCE		3-6-0		4-5-0		5-2-0
8-14-0		0-3-0	0-2-0		HOME		2-4-0		2-3-0		4-2-0
4-5-0		0-0-0	0-0-		AWAY		1-2-0		2-2-0		1-0-0
0-0-0		0-0-0	0-0-0		NEUTRAL		0-0-0		0-0-0		0-0-0
10-8-0		0-0-0	0-0-0		CONFERENCE		1-2-0		3-3-0		6-3-0
4-2-0		0-0-0	0-0-0		HOME		1-2-0		0-0-0		3-0-0
6-6-0		0-0-0	0-0-0		AWAY		0-0-0		3-3-0		3-3-0
0-0-0		0-0-0	0-0-0		NEUTRAL		0-0-0		0-0-0		0-0-0
RPI S	Opponent	Score		RPI S	Opponent	Score		RPI S	Opponent	Score	
17 H	Oklaohoma	2	5	45 A	Auburn	4	6	69 H	BYU	4	13
17 H	Oklaohoma	4	14	45 H	Auburn	7	15	72 A	Ga. Southern	4	8
17 H	Oklaohoma	9	17	48 H	Mercer	4	10	72 H	Ga. Southern	0	6
								80 H	Jacksonville	3	4
								80 H	Jacksonville	5	7
								80 H	Jacksonville	6	1
								83 H	Winthrop	13	1
								83 H	Winthrop	3	4
								83 H	Winthrop	8	3
								84 A	Charlotte	1	16
								92 A	Georgia	5	4
								92 H	Georgia	6	9
								102 A	Western Caro.	12	3
								102 H	Western Caro.	7	1
								104 H	Marshall	4	7
								109 A	North Florida	8	3
								109 A	North Florida	3	4
								109 A	North Florida	2	9
								117 A	Middle Tenn.	7	9
								117 A	Middle Tenn.	19	5
								117 A	Middle Tenn.	0	3
								132 H	High Point	5	4
								132 H	High Point	6	7
								132 H	High Point	3	6
								147 A	Stetson	4	2
								147 A	Stetson	7	3
								147 A	Stetson	4	10
								155 H	Canisius	7	15
								155 H	Canisius	5	2
								155 H	Canisius	5	8
								155 H	Canisius	8	4
								205 A	Lipscomb	4	1
								205 A	Lipscomb	0	1
								205 A	Lipscomb	2	13
								215 A	Georgia St.	10	7
								234 H	Western Mich.	17	4
								253 H	USC Upstate	4	0
								253 H	USC Upstate	9	2
								253 H	USC Upstate	8	5
LAST 10 GAMES				289 A	NJIT	15	5	205 A	Lipscomb	0	1
				289 A	NJIT	2	5	205 A	Lipscomb	2	13
				289 A	NJIT	13	1	205 A	Lipscomb	4	1
				72 H	Ga. Southern	0	6	84 A	Charlotte	1	16
				102 H	Western Caro.	7	1	80 H	Jacksonville	6	1

Non-Div. I Games:

Kennesaw St.

RPI	S	Opponent	Score	
287	H	Savannah St.	9	1
289	A	NJIT	15	5
289	A	NJIT	13	1
289	A	NJIT	2	5

Kennesaw St.

K
e
n
n
e
s
a
w
S
t
.

K
e
n
n
e
s
a
w
S
t
.

Average RPI Win:	211	WON-LOST RECORD	WINNING PCT. RANK	LAST 10 GAMES	STRENGTH OF SCHEDULE	OPP. STRENGTH OF SCHEDULE	TEAM RPI	ADJ RPI	CONF. RPI	ADJ CONF. RPI							
DIV. I ONLY		27-20-0	.57447	92	4-5-0	252	250	163	.49335	163	26	26					
DIV. I NON-CONF.		13-14-0	.48148	163	0-1-0	150	217	133	.50786	132	25	25					
<hr/>																	
TOTALS	RPI 1-25	RPI 26-50		W-L RECORDS		RPI 51-100		RPI 101-150		RPI 150+							
27-20-0	0-0-0	0-1-0		OVERALL		1-2-0		4-8-0		22-9-0							
11-6-0	0-0-0	0-1-0		HOME		1-0-0		0-2-0		10-3-0							
15-12-0	0-0-0	0-0-0		AWAY		0-2-0		4-6-0		11-4-0							
1-2-0	0-0-0	0-0-0		NEUTRAL		0-0-0		0-0-0		1-2-0							
13-14-0	0-0-0	0-1-0		NON-CONFERENCE		1-2-0		4-6-0		8-5-0							
3-3-0	0-0-0	0-1-0		HOME		1-0-0		0-0-0		2-2-0							
9-9-0	0-0-0	0-0-		AWAY		0-2-0		4-6-0		5-1-0							
1-2-0	0-0-0	0-0-0		NEUTRAL		0-0-0		0-0-0		1-2-0							
14-6-0	0-0-0	0-0-0		CONFERENCE		0-0-0		0-2-0		14-4-0							
8-3-0	0-0-0	0-0-0		HOME		0-0-0		0-2-0		8-1-0							
6-3-0	0-0-0	0-0-0		AWAY		0-0-0		0-0-0		6-3-0							
0-0-0	0-0-0	0-0-0		NEUTRAL		0-0-0		0-0-0		0-0-0							
<hr/>																	
RPI	S	Opponent	Score	RPI	S	Opponent	Score	RPI	S	Opponent	Score						
				39	H	UConn	1 6	62	H	Yale	5 1						
								86	A	Bethune-Cookman	5 9						
								86	A	Bethune-Cookman	5 7						
										107	A	Lamar University	7 6				
										107	A	Lamar University	1 5				
										107	A	Lamar University	9 19				
										107	A	Lamar University	6 2				
										108	A	VCU	3 4				
										108	A	VCU	4 5				
										108	A	VCU	1 2				
										130	H	Marist	1 3				
										130	H	Marist	1 3				
										147	A	Stetson	5 2				
										147	A	Stetson	6 0				
										147	A	Stetson	0 3				
										160	A	Hartford	10 2				
										160	H	Hartford	3 4				
										160	H	Hartford	7 3				
										174	A	Stony Brook	1 0				
										174	A	Stony Brook	2 1				
										192	N	Penn	0 8				
										192	N	Penn	7 5				
										192	N	Penn	3 6				
										213	A	Niagara	7 11				
										213	A	Niagara	5 6				
				LAST 10 GAMES													
				130	H	Marist	1 3	289	A	NJIT	12 13	213	A	Niagara	4 1		
				130	H	Marist	1 3			213	A	Niagara	4 1	214	H	Monmouth	7 6
				214	H	Monmouth	9 2			213	A	Niagara	7 11	214	H	Monmouth	15 9
				214	H	Monmouth	7 6			213	A	Niagara	5 6	214	H	Monmouth	9 2
				214	H	Monmouth	15 9			174	A	Stony Brook	1 0	218	H	Fordham	6 3

Non-Div. I Games:

Fairfield

RPI	S	Opponent	Score	
243	A	Siena	19	0
243	A	Siena	7	1
243	A	Siena	2	0
246	A	Rider	5	6
246	A	Rider	9	1
246	A	Rider	1	0
254	H	Manhattan	6	0
254	H	Manhattan	6	13
254	H	Manhattan	6	4
257	H	Sacred Heart	5	8
266	A	Hofstra	17	11
289	A	NJIT	12	13
296	A	NYIT	8	2
299	H	Saint Peter's	3	2
299	H	Saint Peter's	7	1
299	H	Saint Peter's	6	4

Fairfield

F
a
i
r
f
i
e
l
d

F
a
i
r
f
i
e
l
d

Average RPI Win:		126	WON-LOST RECORD		WINNING PCT. RANK		LAST 10 GAMES		STRENGTH OF SCHEDULE		OPP. STRENGTH OF SCHEDULE		TEAM RPI		ADJ RPI		CONF. RPI		ADJ CONF. RPI				
DIV. I ONLY			18-30-0		.375	240	1-1-0		56		78		164		.49332		164	8		8			
DIV. I NON-CONF.			13-18-0		.41935	200	0-1-0		37		62		139		.50589		139	8		8			
TOTALS		RPI 1-25		RPI 26-50			W-L RECORDS			RPI 51-100			RPI 101-150			RPI 150+							
18-30-0		2-4-0		1-6-0			OVERALL			6-9-0			4-6-0			5-5-0							
9-16-0		2-4-0		0-3-0			HOME			2-3-0			1-3-0			4-3-0							
8-12-0		0-0-0		1-2-0			AWAY			3-5-0			3-3-0			1-2-0							
1-2-0		0-0-0		0-1-0			NEUTRAL			1-1-0			0-0-0			0-0-0							
13-18-0		2-1-0		0-4-0			NON-CONFERENCE			6-9-0			1-1-0			4-3-0							
7-9-0		2-1-0		0-3-0			HOME			2-3-0			0-1-0			3-1-0							
5-7-0		0-0-0		0-0-			AWAY			3-5-0			1-0-0			1-2-0							
1-2-0		0-0-0		0-1-0			NEUTRAL			1-1-0			0-0-0			0-0-0							
5-12-0		0-3-0		1-2-0			CONFERENCE			0-0-0			3-5-0			1-2-0							
2-7-0		0-3-0		0-0-0			HOME			0-0-0			1-2-0			1-2-0							
3-5-0		0-0-0		1-2-0			AWAY			0-0-0			2-3-0			0-0-0							
0-0-0		0-0-0		0-0-0			NEUTRAL			0-0-0			0-0-0			0-0-0							
RPI	S	Opponent		Score		RPI	S	Opponent		Score		RPI	S	Opponent		Score		RPI	S	Opponent		Score	
6	H	TCU		11	2	26	H	Houston		3	7	51	A	San Diego		8	7	105	A	Southern California		14	3
6	H	TCU		6	3	26	H	Houston		4	5	51	A	San Diego		6	14	105	H	Southern California		7	9
6	H	TCU		7	16	26	H	Houston		3	4	51	H	San Diego		1	5	121	A	UC Santa Barbara		7	8
21	H	Long Beach St.		0	4	42	A	Cal St. Fullerton		12	4	56	A	Loyola Marymount		7	6	121	A	UC Santa Barbara		8	7
21	H	Long Beach St.		2	8	42	A	Cal St. Fullerton		2	3	56	H	Loyola Marymount		2	4	121	A	UC Santa Barbara		3	11
21	H	Long Beach St.		2	5	42	A	Cal St. Fullerton		3	5	59	A	UCLA		5	3	126	H	Cal Poly		2	3
						44	N	Tennessee		9	10	71	A	Oregon		3	6	126	H	Cal Poly		3	2
												71	A	Oregon		2	7	126	H	Cal Poly		5	6
												71	A	Oregon		1	10	150	A	Hawaii		4	3
												71	N	Oregon		5	11	150	A	Hawaii		2	6
												75	H	Minnesota		8	9	173	H	CSUN		5	6
												75	H	Minnesota		7	5	173	H	CSUN		1	2
												89	A	San Diego St.		3	9	173	H	CSUN		8	4
												89	H	San Diego St.		7	5	179	A	CSU Bakersfield		4	5
												97	N	Notre Dame		18	4	179	H	CSU Bakersfield		2	14
																		273	A	Seattle U		3	2
																		273	A	Seattle U		2	8
																		277	H	Portland		3	1
																		277	H	Portland		6	3
																		277	H	Portland		5	3
LAST 10 GAMES																							
105 H Southern California						7	9	173 H CSUN						8	4								
150 A Hawaii						4	3	173 H CSUN						5	6								
150 A Hawaii						2	6	179 A CSU Bakersfield						4	5								
51 H San Diego						1	5	42 A Cal St. Fullerton						12	4								
173 H CSUN						1	2	42 A Cal St. Fullerton						2	3								

Non-Div. I Games:

UC Irvine

Average RPI Win:	174	WON-LOST	WINNING	LAST 10		STRENGTH OF	OPP. STRENGTH	TEAM	ADJ	CONF.	ADJ CONF.	
Average RPI Loss:	133	RECORD	PCT. RANK	GAMES		SCHEDULE	OF SCHEDULE	RPI	RPI	RPI	RPI	
DIV. I ONLY		22-22-0	.5	150	4-6-0	154	140	165	.49288	165	10	10
DIV. I NON-CONF.		12-19-0	.3871	223	2-4-0	236	136	249	.44475	249	14	14
<hr/>												
TOTALS	RPI 1-25	RPI 26-50		W-L RECORDS		RPI 51-100		RPI 101-150		RPI 150+		
22-22-0	0-0-0	3-7-0		OVERALL		4-3-0		1-1-0		14-11-0		
14-10-0	0-0-0	3-5-0		HOME		1-2-0		1-1-0		9-2-0		
8-10-0	0-0-0	0-1-0		AWAY		3-1-0		0-0-0		5-8-0		
0-2-0	0-0-0	0-1-0		NEUTRAL		0-0-0		0-0-0		0-1-0		
12-19-0	0-0-0	1-6-0		NON-CONFERENCE		2-2-0		1-0-0		8-11-0		
9-8-0	0-0-0	1-4-0		HOME		1-2-0		1-0-0		6-2-0		
3-9-0	0-0-0	0-0-		AWAY		1-0-0		0-0-0		2-8-0		
0-2-0	0-0-0	0-1-0		NEUTRAL		0-0-0		0-0-0		0-1-0		
10-3-0	0-0-0	2-1-0		CONFERENCE		2-1-0		0-1-0		6-0-0		
5-2-0	0-0-0	2-1-0		HOME		0-0-0		0-1-0		3-0-0		
5-1-0	0-0-0	0-0-0		AWAY		2-1-0		0-0-0		3-0-0		
0-0-0	0-0-0	0-0-0		NEUTRAL		0-0-0		0-0-0		0-0-0		
RPI	S	Opponent	Score	RPI	S	Opponent	Score	RPI	S	Opponent	Score	
				29	H	St. John's (NY)	5 1	58	A	Kansas	7 3	
				29	H	St. John's (NY)	7 4	76	A	Seton Hall	0 1	
				29	H	St. John's (NY)	2 3	76	A	Seton Hall	2 1	
				31	N	Michigan	6 7	76	A	Seton Hall	4 3	
				36	H	McNeese	3 5	83	H	Winthrop	0 4	
				36	H	McNeese	4 9	83	H	Winthrop	7 1	
				36	H	McNeese	1 5	83	H	Winthrop	1 2	
				43	A	Nebraska	6 14					
				43	H	Nebraska	5 2					
				43	H	Nebraska	0 4					

Non-Div. I Games:

Creighton

Average RPI Win: 188		WON-LOST	WINNING	LAST 10	STRENGTH OF		OPP. STRENGTH	TEAM	ADJ	CONF.	ADJ CONF.
Average RPI Loss: 153		RECORD	PCT. RANK	GAMES	SCHEDULE		OF SCHEDULE	RPI	RPI	RPI	RPI
DIV. I ONLY		18-21-0	.46154	178	6-4-0		152	236	166	.49273	166
DIV. I NON-CONF.		8-14-0	.36364	234	2-2-0		183	271	237	.45719	236
TOTALS		RPI 1-25	RPI 26-50		W-L RECORDS		RPI 51-100		RPI 101-150		RPI 150+
18-21-0	0-0-0	1-5-0		OVERALL		0-1-0		0-0-0		17-15-0	
8-5-0	0-0-0	0-0-0		HOME		0-0-0		0-0-0		8-5-0	
10-13-0	0-0-0	1-3-0		AWAY		0-0-0		0-0-0		9-10-0	
0-3-0	0-0-0	0-2-0		NEUTRAL		0-1-0		0-0-0		0-0-0	
8-14-0	0-0-0	0-3-0		NON-CONFERENCE		0-1-0		0-0-0		8-10-0	
4-3-0	0-0-0	0-0-0		HOME		0-0-0		0-0-0		4-3-0	
4-8-0	0-0-0	0-0-		AWAY		0-0-0		0-0-0		4-7-0	
0-3-0	0-0-0	0-2-0		NEUTRAL		0-1-0		0-0-0		0-0-0	
10-7-0	0-0-0	1-2-0		CONFERENCE		0-0-0		0-0-0		9-5-0	
4-2-0	0-0-0	0-0-0		HOME		0-0-0		0-0-0		4-2-0	
6-5-0	0-0-0	1-2-0		AWAY		0-0-0		0-0-0		5-3-0	
0-0-0	0-0-0	0-0-0		NEUTRAL		0-0-0		0-0-0		0-0-0	
RPI S	Opponent	Score	RPI S	Opponent	Score	RPI S	Opponent	Score	RPI S	Opponent	Score
			29 N	St. John's (NY)	0 8	54 N	Liberty	5 8	153 A	Delaware	6 17
			29 N	St. John's (NY)	3 15				153 H	Delaware	5 4
			37 A	Maryland	2 6				160 A	Hartford	7 16
			50 A	Binghamton	12 3				160 A	Hartford	13 12
			50 A	Binghamton	2 11				160 A	Hartford	7 3
			50 A	Binghamton	1 9				175 A	Gardner-Webb	6 0
									175 A	Gardner-Webb	3 4
									175 A	Gardner-Webb	2 5
									177 A	George Washington	2 3
									177 H	George Washington	3 4
									182 A	Albany (NY)	2 10
									182 A	Albany (NY)	15 8
									182 A	Albany (NY)	5 2
									182 H	Albany (NY)	7 6
									182 H	Albany (NY)	9 3
									182 H	Albany (NY)	1 9
									184 H	George Mason	4 2
									185 H	UMass Lowell	2 6
									185 H	UMass Lowell	5 2
									185 H	UMass Lowell	5 2
									193 A	Maine	9 6
									193 A	Maine	7 10
			LAST 10 GAMES								
			244 A	Towson	2 4	182 A	Albany (NY)	2 10	200 A	Navy	10 1
			37 A	Maryland	2 6	182 A	Albany (NY)	5 2	203 A	Georgetown	10 2
			193 A	Maine	9 6	182 A	Albany (NY)	15 8	208 A	UNC Asheville	6 7
			193 A	Maine	7 10	203 A	Georgetown	10 2	208 A	UNC Asheville	5 11
			200 A	Navy	10 1	185 H	UMass Lowell	5 2	208 A	UNC Asheville	8 4

Non-Div. I Games:

UMBC

RPI	S	Opponent	Score	
244	A	Towson	2	4
244	H	Towson	3	7
294	H	Coppin St.	4	10
297	H	Mt. St. Mary's	19	7
297	H	Mt. St. Mary's	14	1

UMBC

U
M
B
C

U
M
B
C

U
C
D
a
v
i
s

UC Davis

Average RPI Win: 203		WON-LOST	WINNING	LAST 10	STRENGTH OF		OPP. STRENGTH	TEAM	ADJ	CONF.	ADJ CONF.
Average RPI Loss: 123		RECORD	PCT. RANK	GAMES	SCHEDULE		OF SCHEDULE	RPI	RPI	RPI	RPI
DIV. I ONLY		24-23-0	.51064	138	6-4-0		253	128	169	.49066	168
DIV. I NON-CONF.		14-14-0	.5	144	0-1-0		260	94	171	.49047	171
TOTALS		RPI 1-25	RPI 26-50		W-L RECORDS		RPI 51-100		RPI 101-150		RPI 150+
24-23-0		0-5-0	1-1-0		OVERALL		2-5-0		2-5-0		19-7-0
10-3-0		0-0-0	0-1-0		HOME		0-0-0		0-1-0		10-1-0
12-18-0		0-5-0	1-0-0		AWAY		2-5-0		1-3-0		8-5-0
2-2-0		0-0-0	0-0-0		NEUTRAL		0-0-0		1-1-0		1-1-0
14-14-0		0-2-0	1-1-0		NON-CONFERENCE		2-2-0		2-5-0		9-4-0
5-2-0		0-0-0	0-1-0		HOME		0-0-0		0-1-0		5-0-0
7-11-0		0-2-0	1-0-		AWAY		2-2-0		1-3-0		3-4-0
2-1-0		0-0-0	0-0-0		NEUTRAL		0-0-0		1-1-0		1-0-0
10-9-0		0-3-0	0-0-0		CONFERENCE		0-3-0		0-0-0		10-3-0
5-1-0		0-0-0	0-0-0		HOME		0-0-0		0-0-0		5-1-0
5-7-0		0-3-0	0-0-0		AWAY		0-3-0		0-0-0		5-1-0
0-1-0		0-0-0	0-0-0		NEUTRAL		0-0-0		0-0-0		0-1-0
RPI S	Opponent	Score	RPI S	Opponent	Score	RPI S	Opponent	Score	RPI S	Opponent	Score
14 A	Missouri St.	4 14	33 A	Indiana	7 3	57 A	DBU	2 3	124 A	Purdue	5 2
14 A	Missouri St.	1 4	33 H	Indiana	0 2	57 A	DBU	12 20	124 H	Purdue	7 10
14 A	Missouri St.	2 5				57 A	DBU	0 1	130 N	Marist	3 9
24 A	Mississippi St.	1 9				66 A	Washington	5 3	130 N	Marist	3 1
24 A	Mississippi St.	6 11				66 A	Washington	0 8	135 A	Illinois	2 5
						66 A	Washington	4 2	135 A	Illinois	4 6
						66 A	Washington	2 3	135 A	Illinois	1 2
									171 A	Austin Peay	12 9
									190 H	Southern Ill.	1 2
									190 H	Southern Ill.	15 2
									190 H	Southern Ill.	4 1
									191 H	Bradley	5 4
									191 H	Bradley	4 1
									191 H	Bradley	6 4
									202 A	Eastern Ill.	7 8
									202 H	Eastern Ill.	2 1
									233 H	Oakland	8 4
									233 H	Oakland	5 4
									233 H	Oakland	9 5
									258 H	Northern Ill.	17 8
									263 A	Evansville	1 4
									263 A	Evansville	9 1
									263 A	Evansville	5 3
									264 A	Utah Valley	6 7
									264 A	Utah Valley	11 8
									264 A	Utah Valley	7 9
									264 A	Utah Valley	10 5
LAST 10 GAMES			LAST 10 GAMES			LAST 10 GAMES			LAST 10 GAMES		
14 A	Missouri St.	2 5	281 A	Illinois St.	9 6	263 A	Evansville	9 1	263 A	Evansville	5 3
14 A	Missouri St.	1 4	191 H	Bradley	4 1	264 A	Utah Valley	6 7	264 A	Utah Valley	11 8
14 A	Missouri St.	4 14	191 H	Bradley	6 4	264 A	Utah Valley	7 9	264 A	Utah Valley	10 5
281 A	Illinois St.	4 3	191 H	Bradley	5 4	264 A	Utah Valley	7 9	264 A	Utah Valley	10 5
281 A	Illinois St.	15 4	202 A	Eastern Ill.	7 8	264 A	Utah Valley	10 5	264 A	Utah Valley	10 5

Non-Div. I Games:

Indiana St.

Indianast.

Indianast.

Indiana St.

M
u
r
r
a
y
S
t
.

M
u
r
r
a
y
s
t
.

M
u
r
r
a
y
s
t
.

Murray St.

[illegible]

Non-Div. I Games:

Radford

RPI	S	Opponent	Score	
227	H	Northern Ky.	5	10
227	H	Northern Ky.	10	5
227	H	Northern Ky.	7	3
231	A	Charleston So.	2	3
231	A	Charleston So.	3	4
231	A	Charleston So.	1	4
239	N	Quinnipiac	4	0
246	H	Rider	18	0
246	H	Rider	3	1
246	H	Rider	11	5
259	H	Longwood	16	6
259	H	Longwood	1	7
259	H	Longwood	10	0

Radford

R
a
d
f
o
r
d

R
a
d
f
o
r
d

A
u
s
t
i
n
P
e
a
y

Austin Peay

RPI	S	Opponent	Score	
240	A	Western Ky.	7	3
240	H	Western Ky.	17	22
263	A	Evansville	1	6
263	H	Evansville	7	5
272	H	Youngstown St.	9	2
281	H	Illinois St.	9	4

A
u
s
t
i
n
P
e
a
y

A
u
s
t
i
n
P
e
a
y

Austin Peay

Average RPI Win: 159		WON-LOST RECORD		WINNING PCT. RANK		LAST 10 GAMES		STRENGTH OF SCHEDULE		OPP. STRENGTH OF SCHEDULE		TEAM RPI		ADJ RPI		CONF. RPI		ADJ CONF. RPI	
Average RPI Loss: 95																			
DIV. I ONLY		23-29-0		.44231 203		4-6-0		137		79		172		.48815 172		6		6	
DIV. I NON-CONF.		15-10-0		.6 89		3-0-0		252		126		166		.49223 166		6		6	
TOTALS		RPI 1-25		RPI 26-50		W-L RECORDS		RPI 51-100		RPI 101-150		RPI 150+							
23-29-0		0-3-0		3-5-0		OVERALL		4-9-0		3-7-0		13-5-0							
16-12-0		0-0-0		2-2-0		HOME		2-4-0		1-4-0		11-2-0							
7-17-0		0-3-0		1-3-0		AWAY		2-5-0		2-3-0		2-3-0							
0-0-0		0-0-0		0-0-0		NEUTRAL		0-0-0		0-0-0		0-0-0							
15-10-0		0-0-0		1-1-0		NON-CONFERENCE		1-3-0		2-2-0		11-4-0							
12-4-0		0-0-0		1-0-0		HOME		0-0-0		0-2-0		11-2-0							
3-6-0		0-0-0		0-0-		AWAY		1-3-0		2-0-0		0-2-0							
0-0-0		0-0-0		0-0-0		NEUTRAL		0-0-0		0-0-0		0-0-0							
8-19-0		0-3-0		2-4-0		CONFERENCE		3-6-0		1-5-0		2-1-0							
4-8-0		0-0-0		1-2-0		HOME		2-4-0		1-2-0		0-0-0							
4-11-0		0-3-0		1-2-0		AWAY		1-2-0		0-3-0		2-1-0							
0-0-0		0-0-0		0-0-0		NEUTRAL		0-0-0		0-0-0		0-0-0							
RPI	S	Opponent		Score	RPI	S	Opponent		Score	RPI	S	Opponent		Score	RPI	S	Opponent		Score
16	A	Southern Miss.		2 5	34	A	Louisiana Tech		4 7	73	H	Fla. Atlantic		5 9	104	H	Marshall		4 3
16	A	Southern Miss.		0 8	34	A	Louisiana Tech		2 10	73	H	Fla. Atlantic		3 6	104	H	Marshall		2 5
16	A	Southern Miss.		4 9	34	A	Louisiana Tech		14 9	73	H	Fla. Atlantic		6 2	104	H	Marshall		1 2
					41	H	Old Dominion		8 4	74	A	FIU		8 5	111	A	Troy		6 1
					41	H	Old Dominion		3 8	74	A	FIU		2 6	111	H	Troy		2 4
					41	H	Old Dominion		3 11	74	A	FIU		6 12	117	A	Middle Tenn.		10 11
					45	A	Auburn		0 4	84	H	Charlotte		0 3	117	A	Middle Tenn.		3 18
					45	H	Auburn		8 2	84	H	Charlotte		3 2	117	A	Middle Tenn.		3 13
										84	H	Charlotte		5 17	120	A	Samford		9 3
										92	A	Georgia		2 1	120	H	Samford		1 5
										92	A	Georgia		0 2	165	H	Creighton		14 1
										92	A	Georgia		0 1	165	H	Creighton		3 2
										100	A	Jacksonville St.		6 12	165	H	Creighton		5 1
															176	A	Alabama		4 6
															176	H	Alabama		1 4
															196	A	Alabama St.		2 7
															196	H	Alabama St.		5 4
															198	H	Valparaiso		5 9
															198	H	Valparaiso		5 1
															198	H	Valparaiso		3 2
															240	A	Western Ky.		5 0
															240	A	Western Ky.		6 9
															240	A	Western Ky.		8 4
															240	H	La.-Monroe		4 3
															240	H	La.-Monroe		4 3
															240	H	La.-Monroe		3 2
															295	H	Alabama A&M		7 1
LAST 10 GAMES																			
					16	A	Southern Miss.		0 8	41	H	Old Dominion		3 11	41	H	Old Dominion		8 4
					16	A	Southern Miss.		4 9	196	H	Alabama St.		5 4	240	H	La.-Monroe		4 3
					16	A	Southern Miss.		2 5	120	A	Samford		9 3	240	H	La.-Monroe		3 2
					45	H	Auburn		8 2	84	H	Charlotte		0 3	295	H	Alabama A&M		7 1
					41	H	Old Dominion		3 8										

Non-Div. I Games:

UAB

RPI	S	Opponent	Score
295	H	Alabama A&M	8 2

Non-Div. I Games:

CSUN

RPI	S	Opponent	Score	
179	H	CSU Bakersfield	3	2
199	A	Pepperdine	13	7
199	H	Pepperdine	4	16
219	H	Holy Cross	10	5
244	H	Towson	11	5
244	H	Towson	2	7
244	H	Towson	5	6
244	H	Towson	1	4
277	H	Portland	3	4
277	H	Portland	6	0
277	H	Portland	3	0

CSUN

C
S
U
N

C
S
U
N

[illegible]

Non-Div. I Games:

Stony Brook

RPI	S	Opponent	Score	
235	H	LIU Brooklyn	1	0
235	H	LIU Brooklyn	15	11
254	H	Manhattan	11	10
257	A	Sacred Heart	11	5
257	H	Sacred Heart	6	5
257	H	Sacred Heart	11	5
257	H	Sacred Heart	9	3
261	H	Iona	13	2
296	A	NYIT	11	8
296	H	NYIT	7	2

Stony Brook

S
t
o
n
y
B
r
o
o
k

S
t
o
n
y
B
r
o
o
k

Average RPI Win: 180		WON-LOST RECORD		WINNING PCT. RANK		LAST 10 GAMES		STRENGTH OF SCHEDULE		OPP. STRENGTH OF SCHEDULE		TEAM RPI		ADJ RPI		CONF. RPI		ADJ CONF. RPI	
Average RPI Loss: 134																			
DIV. I ONLY		22-27-0		.44898 194		2-8-0		114		192		175		.48768 175		18		18	
DIV. I NON-CONF.		13-15-0		.46429 175		1-3-0		98		204		173		.48939 173		18		18	
TOTALS		RPI 1-25		RPI 26-50		W-L RECORDS		RPI 51-100		RPI 101-150		RPI 150+							
22-27-0		0-3-0		0-0-0		OVERALL		1-5-0		5-5-0		16-14-0							
15-12-0		0-0-0		0-0-0		HOME		1-2-0		3-1-0		11-9-0							
7-15-0		0-3-0		0-0-0		AWAY		0-3-0		2-4-0		5-5-0							
0-0-0		0-0-0		0-0-0		NEUTRAL		0-0-0		0-0-0		0-0-0							
13-15-0		0-3-0		0-0-0		NON-CONFERENCE		0-0-0		4-3-0		9-9-0							
10-8-0		0-0-0		0-0-0		HOME		0-0-0		3-1-0		7-7-0							
3-7-0		0-3-0		0-0-		AWAY		0-0-0		1-2-0		2-2-0							
0-0-0		0-0-0		0-0-0		NEUTRAL		0-0-0		0-0-0		0-0-0							
9-12-0		0-0-0		0-0-0		CONFERENCE		1-5-0		1-2-0		7-5-0							
5-4-0		0-0-0		0-0-0		HOME		1-2-0		0-0-0		4-2-0							
4-8-0		0-0-0		0-0-0		AWAY		0-3-0		1-2-0		3-3-0							
0-0-0		0-0-0		0-0-0		NEUTRAL		0-0-0		0-0-0		0-0-0							
RPI S	Opponent	Score		RPI S	Opponent	Score		RPI S	Opponent	Score		RPI S	Opponent	Score					
2 A	North Carolina	1	11					54 H	Liberty	8	10	102 A	Western Caro.	15	13				
20 A	West Virginia	3	4					54 H	Liberty	10	8	102 H	Western Caro.	7	5				
20 A	West Virginia	5	15					54 H	Liberty	4	17	103 H	Wright St.	9	8				
								83 A	Winthrop	6	7	103 H	Wright St.	6	8				
								83 A	Winthrop	1	3	132 A	High Point	4	6				
								83 A	Winthrop	1	3	132 A	High Point	7	2				
												132 A	High Point	7	12				
												136 A	Furman	10	27				
												136 H	Furman	5	0				
												143 A	Davidson	2	11				
												155 H	Canisius	5	9				
												155 H	Canisius	7	10				
												155 H	Canisius	5	0				
												155 H	Canisius	6	5				
												157 A	Presbyterian	1	2				
												157 A	Presbyterian	1	2				
												157 A	Presbyterian	10	4				
												166 H	UMBC	4	3				
												166 H	UMBC	5	2				
												166 H	UMBC	0	6				
												180 H	Appalachian St.	1	5				
												180 H	Appalachian St.	2	4				
												180 H	Appalachian St.	4	5				
												189 A	ETSU	4	19				
												189 A	ETSU	4	5				
												189 A	ETSU	5	1				
												203 H	Georgetown	2	4				
LAST 10 GAMES																			
20 A	West Virginia	3	4	136 A	Furman	10	27	180 H	Appalachian St.	4	5								
20 A	West Virginia	5	15	157 A	Presbyterian	1	2	189 A	ETSU	4	19								
83 A	Winthrop	1	3	157 A	Presbyterian	1	2	189 A	ETSU	4	5								
83 A	Winthrop	1	3	157 A	Presbyterian	10	4	189 A	ETSU	5	1								
83 A	Winthrop	6	7	136 H	Furman	5	0	203 H	Georgetown	2	4								

Non-Div. I Games:

Gardner-Webb

RPI	S	Opponent	Score	
203	H	Georgetown	8	1
203	H	Georgetown	4	3
210	H	Campbell	6	8
210	H	Campbell	10	9
210	H	Campbell	2	7
231	A	Charleston So.	6	3
231	A	Charleston So.	2	18
231	A	Charleston So.	7	5
239	H	Quinnipiac	5	2
253	A	USC Upstate	10	5
259	H	Longwood	7	2
259	H	Longwood	4	3
259	H	Longwood	4	2

Gardner-Webb

G
a
r
d
n
e
r
-
W
e
b
b

G
a
r
d
n
e
r
-
W
e
b
b




Average RPI Win: 219		WON-LOST	WINNING	LAST 10	STRENGTH OF		OPP. STRENGTH	TEAM	ADJ	CONF.	ADJ CONF.
Average RPI Loss: 141		RECORD	PCT. RANK	GAMES	SCHEDULE		OF SCHEDULE	RPI	RPI	RPI	RPI
DIV. I ONLY		29-23-0	.55769	101	8-2-0		270	180	177	.48707	177
DIV. I NON-CONF.		16-15-0	.51613	139	0-1-0		271	210	204	.47534	204
TOTALS		RPI 1-25	RPI 26-50		W-L RECORDS		RPI 51-100		RPI 101-150		RPI 150+
29-23-0		0-2-0	1-3-0		OVERALL		1-2-0		3-6-0		24-10-0
14-8-0		0-1-0	0-0-0		HOME		1-2-0		2-1-0		11-4-0
15-15-0		0-1-0	1-3-0		AWAY		0-0-0		1-5-0		13-6-0
0-0-0		0-0-0	0-0-0		NEUTRAL		0-0-0		0-0-0		0-0-0
16-15-0		0-2-0	1-3-0		NON-CONFERENCE		0-0-0		0-3-0		15-7-0
10-3-0		0-1-0	0-0-0		HOME		0-0-0		0-0-0		10-2-0
6-12-0		0-1-0	1-0-		AWAY		0-0-0		0-3-0		5-5-0
0-0-0		0-0-0	0-0-0		NEUTRAL		0-0-0		0-0-0		0-0-0
13-8-0		0-0-0	0-0-0		CONFERENCE		1-2-0		3-3-0		9-3-0
4-5-0		0-0-0	0-0-0		HOME		1-2-0		2-1-0		1-2-0
9-3-0		0-0-0	0-0-0		AWAY		0-0-0		1-2-0		8-1-0
0-0-0		0-0-0	0-0-0		NEUTRAL		0-0-0		0-0-0		0-0-0
RPI S	Opponent	Score	RPI S	Opponent	Score	RPI S	Opponent	Score	RPI S	Opponent	Score
11 A	Virginia	1 11	45 A	Auburn	0 9	53 H	Rhode Island	15 5	108 A	VCU	4 2
11 H	Virginia	1 7	45 A	Auburn	3 4	53 H	Rhode Island	3 5	108 A	VCU	2 11
			45 A	Auburn	9 5	53 H	Rhode Island	2 7	108 A	VCU	2 10
			45 A	Auburn	0 2				113 A	Florida A&M	1 2
									113 A	Florida A&M	5 6
									113 A	Florida A&M	2 3
									143 H	Davidson	2 12
									143 H	Davidson	5 0
									143 H	Davidson	4 3
									166 A	UMBC	4 3
									166 H	UMBC	3 2
									184 A	George Mason	4 3
									184 A	George Mason	12 5
									184 A	George Mason	4 1
									195 A	VMI	0 10
									195 A	VMI	6 5
									195 A	VMI	8 13
									203 A	Georgetown	7 8
									203 H	Georgetown	4 6
									214 H	Monmouth	1 3
									214 H	Monmouth	12 0
									214 H	Monmouth	4 0
									244 A	Towson	4 8
									244 H	Towson	13 4
									251 A	Richmond	10 4
									251 A	Richmond	4 2
									251 A	Richmond	5 8
LAST 10 GAMES			280 A	La Salle	4 2	184 A	George Mason	4 3			
			280 A	La Salle	4 1	203 A	Georgetown	7 8			
			280 A	La Salle	3 1	143 H	Davidson	4 3			
			184 A	George Mason	12 5	143 H	Davidson	5 0			
			184 A	George Mason	4 1	143 H	Davidson	2 12			

Non-Div. I Games:

George Washington

George Washington

North eastern

 Tie,  Loss,  Non-Conf, S Site, H Home, A Away, N Neutral Page 278

RPI	S	Opponent	Score	
244	A	Towson	7	5
262	N	Massachusetts	5	6
266	H	Hofstra	8	4
266	H	Hofstra	5	4
266	H	Hofstra	2	5
282	N	Chicago St.	10	7
283	N	Lehigh	12	6
296	H	NYIT	8	3
296	H	NYIT	11	0
296	H	NYIT	12	3
296	H	NYIT	16	7

N
o
r
t
h
e
a
s
t
e
r
n

N
o
r
t
h
e
a
s
t
e
r
n

Northeastern

Average RPI Win: Average RPI Loss:	202 142	WON-LOST RECORD	WINNING PCT. RANK	LAST 10 GAMES	STRENGTH OF SCHEDULE	OPP. STRENGTH OF SCHEDULE	TEAM RPI	ADJ RPI	CONF. RPI	ADJ CONF. RPI		
DIV. I ONLY		28-20-0	.58333	87	7-3-0	260	155	179	.48577	179	25	25
DIV. I NON-CONF.		15-12-0	.55556	112	1-2-0	221	27	152	.49871	152	26	26
<hr/>												
TOTALS	RPI 1-25	RPI 26-50		W-L RECORDS		RPI 51-100		RPI 101-150		RPI 150+		
28-20-0	0-0-0	1-0-0		OVERALL		4-7-0		3-7-0		20-6-0		
20-8-0	0-0-0	1-0-0		HOME		3-4-0		1-1-0		15-3-0		
8-12-0	0-0-0	0-0-0		AWAY		1-3-0		2-6-0		5-3-0		
0-0-0	0-0-0	0-0-0		NEUTRAL		0-0-0		0-0-0		0-0-0		
15-12-0	0-0-0	1-0-0		NON-CONFERENCE		4-7-0		3-4-0		7-1-0		
11-5-0	0-0-0	1-0-0		HOME		3-4-0		1-1-0		6-0-0		
4-7-0	0-0-0	0-0-		AWAY		1-3-0		2-3-0		1-1-0		
0-0-0	0-0-0	0-0-0		NEUTRAL		0-0-0		0-0-0		0-0-0		
13-8-0	0-0-0	0-0-0		CONFERENCE		0-0-0		0-3-0		13-5-0		
9-3-0	0-0-0	0-0-0		HOME		0-0-0		0-0-0		9-3-0		
4-5-0	0-0-0	0-0-0		AWAY		0-0-0		0-3-0		4-2-0		
0-0-0	0-0-0	0-0-0		NEUTRAL		0-0-0		0-0-0		0-0-0		
<hr/>												
RPI	S	Opponent	Score	RPI	S	Opponent	Score	RPI	S	Opponent	Score	
				43	H	Nebraska	8 6	52	H	Utah	3 15	
								52	H	Utah	5 7	
								52	H	Utah	6 5	
								56	A	Loyola Marymount	7 10	
								56	H	Loyola Marymount	2 8	
								69	H	BYU	2 10	
								69	H	BYU	5 4	
								69	H	BYU	7 5	
								88	A	Arizona St.	2 4	
								88	A	Arizona St.	8 6	
								88	A	Arizona St.	6 12	
								121	A	UC Santa Barbara	4 6	
								121	H	UC Santa Barbara	2 1	
								126	A	Cal Poly	7 9	
								126	H	Cal Poly	2 10	
								138	A	UC Riverside	15 9	
								138	A	UC Riverside	2 11	
								138	A	UC Riverside	7 5	
								139	A	Grand Canyon	3 8	
								139	A	Grand Canyon	4 7	
								139	A	Grand Canyon	2 3	
								164	A	UC Irvine	14 2	
								164	H	UC Irvine	5 4	
								173	A	CSUN	2 3	
								173	H	CSUN	4 2	
								211	A	Sacramento St.	1 11	
								211	A	Sacramento St.	4 3	
								211	A	Sacramento St.	8 3	
								247	H	Northern Colo.	6 0	
								247	H	Northern Colo.	14 3	
								247	H	Northern Colo.	10 1	
								252	H	UTRGV	2 4	
								252	H	UTRGV	6 5	
								252	H	UTRGV	12 13	
								264	H	Utah Valley	7 5	
								264	H	Utah Valley	9 5	
								264	H	Utah Valley	10 0	
								273	H	Seattle U	5 3	

Non-Div. I Games:

CSU Bakersfield

RPI	S	Opponent	Score	
273	H	Seattle U	7	6
273	H	Seattle U	6	9
277	H	Portland	7	5
277	H	Portland	7	3
277	H	Portland	6	3
277	H	Portland	11	4
282	A	Chicago St.	4	8
282	A	Chicago St.	3	0
282	A	Chicago St.	12	1

Average RPI Win:		175	WON-LOST RECORD		WINNING PCT. RANK		LAST 10 GAMES		STRENGTH OF SCHEDULE		OPP. STRENGTH OF SCHEDULE		TEAM RPI		ADJ RPI		CONF. RPI		ADJ CONF. RPI	
DIV. I ONLY			19-32-0		.37255 242		2-8-0		108		106		180		.48546 180		9		9	
DIV. I NON-CONF.			11-13-0		.45833 180		0-1-0		134		75		121		.51318 121		10		10	
TOTALS		RPI 1-25		RPI 26-50		W-L RECORDS		RPI 51-100		RPI 101-150		RPI 150+								
19-32-0		0-1-0		1-7-0		OVERALL		1-9-0		2-4-0		15-11-0								
6-13-0		0-1-0		0-3-0		HOME		0-3-0		0-0-0		6-6-0								
10-16-0		0-0-0		1-3-0		AWAY		1-6-0		1-4-0		7-3-0								
3-3-0		0-0-0		0-1-0		NEUTRAL		0-0-0		1-0-0		2-2-0								
11-13-0		0-1-0		0-2-0		NON-CONFERENCE		0-4-0		1-2-0		10-4-0								
3-1-0		0-1-0		0-0-0		HOME		0-0-0		0-0-0		3-0-0								
5-9-0		0-0-0		0-0-		AWAY		0-4-0		0-2-0		5-2-0								
3-3-0		0-0-0		0-1-0		NEUTRAL		0-0-0		1-0-0		2-2-0								
8-19-0		0-0-0		1-5-0		CONFERENCE		1-5-0		1-2-0		5-7-0								
3-12-0		0-0-0		0-3-0		HOME		0-3-0		0-0-0		3-6-0								
5-7-0		0-0-0		1-2-0		AWAY		1-2-0		1-2-0		2-1-0								
0-0-0		0-0-0		0-0-0		NEUTRAL		0-0-0		0-0-0		0-0-0								
RPI	S	Opponent		Score		RPI	S	Opponent		Score		RPI	S	Opponent		Score				
9	H	Wake Forest		4	5	29	N	St. John's (NY)		3	7	63	A	Missouri		1	7			
						30	A	South Carolina		4	8	63	A	Missouri		2	3			
						38	H	South Ala.		6	8	63	A	Missouri		0	4			
						38	H	South Ala.		5	24	72	A	Ga. Southern		7	3			
						38	H	South Ala.		6	11	72	A	Ga. Southern		2	6			
						47	A	Louisiana		3	4	72	A	Ga. Southern		4	6			
						47	A	Louisiana		0	3	85	A	East Carolina		0	4			
						47	A	Louisiana		12	4	90	H	UT Arlington		5	6			
												90	H	UT Arlington		2	5			
												90	H	UT Arlington		1	18			

Non-Div. I Games:

Appalachian St.

RPI	S	Opponent	Score	
215	H	Georgia St.	6	1
215	H	Georgia St.	6	8
215	H	Georgia St.	13	1
255	A	N.C. Central	7	5
255	N	N.C. Central	9	5

Appalachian St.

A
P
P
a
l
a
c
h
i
a
n
S
t
.

A
P
P
a
l
a
c
h
i
a
n
S
t
.

Average RPI Win: 157		WON-LOST	WINNING	LAST 10	STRENGTH OF		OPP. STRENGTH	TEAM	ADJ		CONF.	ADJ CONF.			
Average RPI Loss: 121		RECORD	PCT. RANK	GAMES	SCHEDULE		OF SCHEDULE	RPI	RPI		RPI	RPI			
DIV. I ONLY		12-28-1	.30488	270	3-6-1		59	211	181	.48494	181	14	14		
DIV. I NON-CONF.		5-15-1	.2619	261	1-0-1		4	242	110	.51834	110	9	9		
TOTALS		RPI 1-25	RPI 26-50		W-L RECORDS		RPI 51-100		RPI 101-150		RPI 150+				
12-28-1		0-0-0	1-5-0		OVERALL		0-3-0		5-13-0		6-7-1				
4-6-1		0-0-0	0-0-0		HOME		0-2-0		2-4-0		2-0-1				
8-22-0		0-0-0	1-5-0		AWAY		0-1-0		3-9-0		4-7-0				
0-0-0		0-0-0	0-0-0		NEUTRAL		0-0-0		0-0-0		0-0-0				
5-15-1		0-0-0	1-5-0		NON-CONFERENCE		0-1-0		2-6-0		2-3-1				
0-0-1		0-0-0	0-0-0		HOME		0-0-0		0-0-0		0-0-1				
5-15-0		0-0-0	1-0-		AWAY		0-1-0		2-6-0		2-3-0				
0-0-0		0-0-0	0-0-0		NEUTRAL		0-0-0		0-0-0		0-0-0				
7-13-0		0-0-0	0-0-0		CONFERENCE		0-2-0		3-7-0		4-4-0				
4-6-0		0-0-0	0-0-0		HOME		0-2-0		2-4-0		2-0-0				
3-7-0		0-0-0	0-0-0		AWAY		0-0-0		1-3-0		2-4-0				
0-0-0		0-0-0	0-0-0		NEUTRAL		0-0-0		0-0-0		0-0-0				
RPI	S	Opponent	Score	RPI	S	Opponent	Score	RPI	S	Opponent	Score	RPI	S	Opponent	Score
29	A	St. John's (NY)	4 2	62	H	Yale	0 8	115	A	Cornell	1 5	115	A	Cornell	1 13
37	A	Maryland	2 6	62	H	Yale	1 3	115	H	Cornell	9 7	115	H	Cornell	9 5
37	A	Maryland	0 4	76	A	Seton Hall	3 14	118	A	Duke	1 6	118	A	Duke	1 7
37	A	Maryland	0 2					118	A	Duke	1 3	118	A	Duke	2 9
41	A	Old Dominion	1 7					119	A	Dartmouth	6 7	119	A	Dartmouth	4 2
41	A	Old Dominion	4 14					127	H	Columbia	4 5	127	H	Columbia	4 6
								127	H	Columbia	2 15	127	H	Columbia	5 21
								148	A	UNCG	1 6	148	A	UNCG	3 12
								148	A	UNCG	10 5	148	A	UNCG	5 3
								148	A	UNCG	5 3	187	A	Harvard	5 3
								187	A	Harvard	9 4	187	A	Harvard	9 4
								192	A	Penn	2 10	192	A	Penn	2 10
								192	A	Penn	5 17	192	A	Penn	1 3
								192	A	Penn	4 5	200	A	Navy	6 8
								200	A	Navy	5 2	200	A	Navy	5 2
								200	A	Navy	4 2	200	A	Navy	4 2
LAST 10 GAMES				115 A Cornell 1 13				127 H Columbia 5 21				192 A Penn 1 3			
				115 A Cornell 1 5				127 H Columbia 2 15				192 A Penn 4 5			
				115 H Cornell 9 5				127 H Columbia 4 5				200 A Navy 6 8			
				115 H Cornell 9 7				127 H Columbia 4 6				200 A Navy 5 2			
				29 A St. John's (NY) 4 2				246 H Rider 7 7				200 A Navy 4 2			

Non-Div. I Games:

Princeton

RPI	S	Opponent	Score	
200	A	Navy	5	9
214	A	Monmouth	4	8
216	H	Brown	11	5
216	H	Brown	3	2
246	H	Rider	7	7

Princeton

P
r
i
n
c
e
t
o
n

P
r
i
n
c
e
t
o
n

Average RPI Win: 205		WON-LOST RECORD		WINNING PCT. RANK		LAST 10 GAMES		STRENGTH OF SCHEDULE		OPP. STRENGTH OF SCHEDULE		TEAM RPI		ADJ RPI		CONF. RPI		ADJ CONF. RPI	
DIV. I ONLY		21-23-0		.47727 172		7-3-0		220		216		182		.48445 182		15		15	
DIV. I NON-CONF.		13-11-0		.54167 122		2-0-0		265		264		169		.49099 169		15		15	
TOTALS		RPI 1-25		RPI 26-50		W-L RECORDS		RPI 51-100		RPI 101-150		RPI 150+							
21-23-0		0-0-0		0-5-0		OVERALL		1-1-0		2-3-0		18-14-0							
6-6-0		0-0-0		0-3-0		HOME		0-0-0		1-1-0		5-2-0							
11-15-0		0-0-0		0-2-0		AWAY		0-0-0		1-1-0		10-12-0							
4-2-0		0-0-0		0-0-0		NEUTRAL		1-1-0		0-1-0		3-0-0							
13-11-0		0-0-0		0-2-0		NON-CONFERENCE		1-1-0		2-3-0		10-5-0							
3-1-0		0-0-0		0-0-0		HOME		0-0-0		1-1-0		2-0-0							
6-8-0		0-0-0		0-0-		AWAY		0-0-0		1-1-0		5-5-0							
4-2-0		0-0-0		0-0-0		NEUTRAL		1-1-0		0-1-0		3-0-0							
8-12-0		0-0-0		0-3-0		CONFERENCE		0-0-0		0-0-0		8-9-0							
3-5-0		0-0-0		0-3-0		HOME		0-0-0		0-0-0		3-2-0							
5-7-0		0-0-0		0-0-0		AWAY		0-0-0		0-0-0		5-7-0							
0-0-0		0-0-0		0-0-0		NEUTRAL		0-0-0		0-0-0		0-0-0							
RPI S	Opponent	Score		RPI S	Opponent	Score		RPI S	Opponent	Score		RPI S	Opponent	Score					
				29 A	St. John's (NY)	3	9	83 N	Winthrop	7	9	129 N	San Francisco	11	12				
				46 A	Coastal Caro.	0	14	83 N	Winthrop	3	2	130 A	Marist	1	2				
				50 H	Binghamton	3	4					130 A	Marist	4	3				
				50 H	Binghamton	0	3					130 H	Marist	6	9				
				50 H	Binghamton	2	7					130 H	Marist	8	2				
												160 A	Hartford	7	4				
												160 A	Hartford	3	4				
												160 A	Hartford	6	3				
												166 A	UMBC	3	9				
												166 A	UMBC	9	1				
												166 A	UMBC	6	7				
												166 H	UMBC	2	5				
												166 H	UMBC	10	2				
												166 H	UMBC	8	15				
												174 A	Stony Brook	3	8				
												174 A	Stony Brook	1	7				
												174 A	Stony Brook	8	3				
												174 H	Stony Brook	3	2				
												174 H	Stony Brook	4	2				
												185 A	UMass Lowell	0	18				
												185 A	UMass Lowell	0	4				
												185 A	UMass Lowell	4	2				
												214 H	Monmouth	4	3				
				160 A	Hartford	7	4	214 H	Monmouth	4	3	216 A	Brown	5	13				
				160 A	Hartford	6	3	254 H	Manhattan	7	3	218 A	Fordham	3	7				
				160 A	Hartford	3	4	166 H	UMBC	10	2	238 A	Army West Point	10	13				
				174 H	Stony Brook	4	2	166 H	UMBC	2	5	254 A	Manhattan	16	5				
				174 H	Stony Brook	3	2	166 H	UMBC	8	15								

Non-Div. I Games:

Albany (NY)

RPI	S	Opponent	Score	
254	H	Manhattan	7	3
259	A	Longwood	11	3
259	A	Longwood	6	11
259	A	Longwood	13	6
261	A	Iona	8	4
266	N	Hofstra	3	1
266	N	Hofstra	4	3
266	N	Hofstra	7	6
296	A	NYIT	8	1
296	A	NYIT	0	3

Albany (NY)

A
l
b
a
n
y
(
N
Y
)

A
l
b
a
n
y
(
N
Y
)

**T
e
x
a
s
t
.**

Texts.

Texas St.

RPI	S	Opponent	Score	
295	H	Alabama A&M	7	2
295	H	Alabama A&M	10	0
295	H	Alabama A&M	8	3

Texas St.

T
e
x
a
s
S
t
.

T
e
x
a
s
S
t
.

Average RPI Win:		195	WON-LOST RECORD		WINNING PCT. RANK	LAST 10 GAMES	STRENGTH OF SCHEDULE		OPP. STRENGTH OF SCHEDULE	TEAM RPI	ADJ RPI	CONF. RPI	ADJ CONF. RPI
Average RPI Loss:		152											
DIV. I ONLY		24-29-0			.45283 189	5-5-0	136		247	184	.48307 184	22	22
DIV. I NON-CONF.		12-20-0			.375 229	1-1-0	120		253	225	.46503 225	24	24
TOTALS		RPI 1-25	RPI 26-50		W-L RECORDS		RPI 51-100		RPI 101-150		RPI 150+		
24-29-0		0-1-0	1-2-0		OVERALL		2-1-0		3-8-0		18-17-0		
8-16-0		0-0-0	1-0-0		HOME		0-0-0		3-7-0		4-9-0		
13-8-0		0-0-0	0-2-0		AWAY		2-1-0		0-1-0		11-4-0		
3-5-0		0-1-0	0-0-0		NEUTRAL		0-0-0		0-0-0		3-4-0		
12-20-0		0-1-0	1-2-0		NON-CONFERENCE		0-0-0		2-6-0		9-11-0		
5-10-0		0-0-0	1-0-0		HOME		0-0-0		2-5-0		2-5-0		
4-5-0		0-0-0	0-0-		AWAY		0-0-0		0-1-0		4-2-0		
3-5-0		0-1-0	0-0-0		NEUTRAL		0-0-0		0-0-0		3-4-0		
12-9-0		0-0-0	0-0-0		CONFERENCE		2-1-0		1-2-0		9-6-0		
3-6-0		0-0-0	0-0-0		HOME		0-0-0		1-2-0		2-4-0		
9-3-0		0-0-0	0-0-0		AWAY		2-1-0		0-0-0		7-2-0		
0-0-0		0-0-0	0-0-0		NEUTRAL		0-0-0		0-0-0		0-0-0		
RPI S	Opponent	Score	RPI S	Opponent	Score	RPI S	Opponent	Score	RPI S	Opponent	Score		
20 N	West Virginia	3 5	37 H	Maryland	8 5	53 A	Rhode Island	3 4	112 H	William & Mary	2 4		
			40 A	North Carolina St.	3 7	53 A	Rhode Island	5 4	115 H	Cornell	3 9		
			46 A	Coastal Caro.	8 9	53 A	Rhode Island	10 9	115 H	Cornell	3 7		
									115 H	Cornell	11 4		
									128 H	St. Bonaventure	1 2		
									128 H	St. Bonaventure	4 7		
									128 H	St. Bonaventure	1 0		
									130 H	Marist	1 4		
									130 H	Marist	10 9		
									130 H	Marist	1 3		
									149 A	UNCW	8 12		
									154 N	Ball St.	0 7		
									154 N	Ball St.	6 14		
									155 N	Canisius	2 4		
									155 N	Canisius	6 5		
									155 N	Canisius	1 7		
									166 A	UMBC	2 4		
									170 H	Radford	4 9		
									170 H	Radford	6 4		
									177 H	George Washington	1 4		
									177 H	George Washington	5 12		
									177 H	George Washington	3 4		
			LAST 10 GAMES										
			53 A	Rhode Island	5 4	177 H	George Washington	1 4	180 N	Appalachian St.	3 1		
			53 A	Rhode Island	10 9	177 H	George Washington	3 4	195 N	VMI	21 1		
			53 A	Rhode Island	3 4	244 A	Towson	10 6	200 A	Navy	2 11		
			226 H	James Madison	3 4	251 A	Richmond	4 3	203 H	Georgetown	11 1		
			177 H	George Washington	5 12	251 A	Richmond	12 3	203 H	Georgetown	2 4		

Non-Div. I Games:

George Mason

RPI	S	Opponent	Score	
203	H	Georgetown	3	7
218	H	Fordham	5	6
218	H	Fordham	8	4
218	H	Fordham	2	0
226	A	James Madison	7	6
226	H	James Madison	3	4
237	A	Saint Joseph's	4	1
237	A	Saint Joseph's	2	5
237	A	Saint Joseph's	2	5
244	A	Towson	10	6
244	H	Towson	2	14
251	A	Richmond	7	6
251	A	Richmond	12	3
251	A	Richmond	4	3
259	A	Longwood	6	5
268	A	Dayton	7	1
268	A	Dayton	8	6
268	A	Dayton	10	5
297	A	Mt. St. Mary's	19	4

George Mason

G
e
o
r
g
e
M
a
s
o
n

G
e
o
r
g
e
M
a
s
o
n

U
M
a
s
s
L
o
w
e
l
l

UMass Lowell

RPI	S	Opponent	Score	
244	N	Towson	10	8
254	N	Manhattan	10	1
254	N	Manhattan	5	2
262	A	Massachusetts	6	0
268	N	Dayton	8	13
283	N	Lehigh	3	2
290	N	Fairleigh Dickinson	12	9

UMass Lowell

U
M
a
s
s
L
o
w
e
l
l

U
M
a
s
s
L
o
w
e
l
l

Average RPI Win: 183		WON-LOST RECORD		WINNING PCT. RANK		LAST 10 GAMES		STRENGTH OF SCHEDULE		OPP. STRENGTH OF SCHEDULE		TEAM RPI		ADJ RPI		CONF. RPI		ADJ CONF. RPI	
DIV. I ONLY		23-26-0		.46939 174		3-7-0		186		114		186		.48215 186		9		9	
DIV. I NON-CONF.		12-10-0		.54545 116		0-1-0		261		175		211		.47153 211		10		10	
TOTALS		RPI 1-25		RPI 26-50		W-L RECORDS		RPI 51-100		RPI 101-150		RPI 150+							
23-26-0		0-1-0		2-10-0		OVERALL		4-7-0		1-1-0		16-7-0							
14-12-0		0-1-0		2-3-0		HOME		2-5-0		1-0-0		9-3-0							
9-14-0		0-0-0		0-7-0		AWAY		2-2-0		0-1-0		7-4-0							
0-0-0		0-0-0		0-0-0		NEUTRAL		0-0-0		0-0-0		0-0-0							
12-10-0		0-1-0		1-2-0		NON-CONFERENCE		3-2-0		1-1-0		7-4-0							
8-6-0		0-1-0		1-1-0		HOME		2-2-0		1-0-0		4-2-0							
4-4-0		0-0-0		0-0-		AWAY		1-0-0		0-1-0		3-2-0							
0-0-0		0-0-0		0-0-0		NEUTRAL		0-0-0		0-0-0		0-0-0							
11-16-0		0-0-0		1-8-0		CONFERENCE		1-5-0		0-0-0		9-3-0							
6-6-0		0-0-0		1-2-0		HOME		0-3-0		0-0-0		5-1-0							
5-10-0		0-0-0		0-6-0		AWAY		1-2-0		0-0-0		4-2-0							
0-0-0		0-0-0		0-0-0		NEUTRAL		0-0-0		0-0-0		0-0-0							
RPI	S	Opponent		Score		RPI	S	Opponent		Score		RPI	S	Opponent		Score			
14	H	Missouri St.		0 13		32	A	Ole Miss		4 16		72	A	Ga. Southern		1 0			
						34	H	Louisiana Tech		6 5		72	A	Ga. Southern		4 7			
						34	H	Louisiana Tech		3 19		72	A	Ga. Southern		1 6			
						38	H	South Ala.		12 10		82	H	Cincinnati		5 1			
						38	H	South Ala.		2 12		82	H	Cincinnati		5 4			
						38	H	South Ala.		5 15		82	H	Cincinnati		4 11			
						46	A	Coastal Caro.		6 11		90	H	UT Arlington		0 2			
						46	A	Coastal Caro.		0 5		90	H	UT Arlington		3 15			
						46	A	Coastal Caro.		1 6		90	H	UT Arlington		7 11			
						47	A	Louisiana		2 13		94	A	Memphis		11 4			
						47	A	Louisiana		0 8		94	H	Memphis		1 2			
						47	A	Louisiana		2 3									
LAST 10 GAMES																			
						72	A	Ga. Southern		1 6		90	H	UT Arlington		7 11			
						72	A	Ga. Southern		1 0		180	A	Appalachian St.		4 1			
						72	A	Ga. Southern		4 7		180	A	Appalachian St.		5 3			
						90	H	UT Arlington		0 2		180	A	Appalachian St.		6 7			
						90	H	UT Arlington		3 15		94	H	Memphis		1 2			

Non-Div. I Games:

Arkansas St.

Average RPI Win: 204		WON-LOST	WINNING	LAST 10	STRENGTH OF		OPP. STRENGTH	TEAM	ADJ	CONF.	ADJ CONF.
Average RPI Loss: 132		RECORD	PCT. RANK	GAMES	SCHEDULE		OF SCHEDULE	RPI	RPI	RPI	RPI
DIV. I ONLY		21-31-0	.40385	227	4-6-0		158	210	187	.48212	187
DIV. I NON-CONF.		9-22-0	.29032	255	0-2-0		62	159	182	.48449	182
TOTALS		RPI 1-25	RPI 26-50		W-L RECORDS		RPI 51-100		RPI 101-150		RPI 150+
21-31-0		0-4-0	0-1-0		OVERALL		2-9-0		3-4-0		16-13-0
6-5-0		0-0-0	0-0-0		HOME		1-3-0		0-0-0		5-2-0
12-18-0		0-4-0	0-1-0		AWAY		0-3-0		1-2-0		11-8-0
3-8-0		0-0-0	0-0-0		NEUTRAL		1-3-0		2-2-0		0-3-0
9-22-0		0-4-0	0-1-0		NON-CONFERENCE		2-6-0		3-4-0		4-7-0
1-1-0		0-0-0	0-0-0		HOME		1-0-0		0-0-0		0-1-0
5-13-0		0-4-0	0-0-		AWAY		0-3-0		1-2-0		4-3-0
3-8-0		0-0-0	0-0-0		NEUTRAL		1-3-0		2-2-0		0-3-0
12-9-0		0-0-0	0-0-0		CONFERENCE		0-3-0		0-0-0		12-6-0
5-4-0		0-0-0	0-0-0		HOME		0-3-0		0-0-0		5-1-0
7-5-0		0-0-0	0-0-0		AWAY		0-0-0		0-0-0		7-5-0
0-0-0		0-0-0	0-0-0		NEUTRAL		0-0-0		0-0-0		0-0-0
RPI S	Opponent	Score	RPI S	Opponent	Score	RPI S	Opponent	Score	RPI S	Opponent	Score
3 A	Louisville	0 13	31 A	Michigan	1 2	55 A	FGCU	5 12	119 N	Dartmouth	4 8
3 A	Louisville	2 3				63 N	Missouri	9 27	120 A	Samford	3 7
3 A	Louisville	7 8				63 N	Missouri	5 6	120 A	Samford	3 4
20 A	West Virginia	1 17				63 N	Missouri	2 7	120 A	Samford	8 3
						63 N	Missouri	6 2	128 N	St. Bonaventure	12 7
						70 H	Kent St.	2 4	137 N	Butler	4 0
						70 H	Kent St.	0 2	137 N	Butler	2 6
						70 H	Kent St.	4 9	151 A	Ohio St.	3 1
						81 A	Michigan St.	6 11	159 A	Fresno St.	3 6
						81 H	Michigan St.	4 3	159 A	Fresno St.	2 10
						97 A	Notre Dame	0 5	159 A	Fresno St.	15 11
									217 A	Buffalo	2 5
									217 A	Buffalo	4 0
									217 A	Buffalo	3 6
									221 A	Miami (OH)	2 6
									221 A	Miami (OH)	10 6
									221 A	Miami (OH)	7 5
									223 H	Ohio	12 11
									223 H	Ohio	8 2
									223 H	Ohio	12 9
									233 A	Oakland	11 14
									233 H	Oakland	2 3
									234 A	Western Mich.	1 6
									234 A	Western Mich.	3 4
									234 A	Western Mich.	6 2
									242 N	Milwaukee	4 15
									242 N	Milwaukee	2 4
LAST 10 GAMES											
						258 A	Northern Ill.	14 3	70 H	Kent St.	2 4
						258 A	Northern Ill.	7 1	70 H	Kent St.	4 9
						258 A	Northern Ill.	9 2	20 A	West Virginia	1 17
						81 A	Michigan St.	6 11	217 A	Buffalo	4 0
						70 H	Kent St.	0 2	217 A	Buffalo	2 5

Non-Div. I Games:

Eastern Mich.

Eastern Mich.

Harvard

Harvard

RPI	S	Opponent	Score	
294	N	Coppin St.	14	3

Harvard

H
a
r
v
a
r
d

H
a
r
v
a
r
d

**E
T
S
U**

ETSU

RPI	S	Opponent	Score	
170	H	Radford	8	5
175	H	Gardner-Webb	19	4
175	H	Gardner-Webb	5	4
175	H	Gardner-Webb	1	5
180	A	Appalachian St.	7	8
180	H	Appalachian St.	5	4
221	A	Miami (OH)	2	4
221	A	Miami (OH)	2	1
221	A	Miami (OH)	14	0
228	A	The Citadel	5	7
228	A	The Citadel	10	9
228	A	The Citadel	1	4
233	H	Oakland	10	2
233	H	Oakland	9	7
234	H	Western Mich.	1	11
234	H	Western Mich.	12	8
234	H	Western Mich.	12	7

ETSU

E
T
S
U

E
T
S
U

Average RPI Win:	181	WON-LOST RECORD	WINNING PCT. RANK	LAST 10 GAMES	STRENGTH OF SCHEDULE	OPP. STRENGTH OF SCHEDULE	TEAM RPI	ADJ RPI	CONF. RPI	ADJ CONF. RPI				
DIV. I ONLY		26-26-0	.5	150	4-6-0	212	159	190	.48032	190	16	16		
DIV. I NON-CONF.		17-17-0	.5	144	0-1-0	241	143	190	.48255	189	13	13		
<hr/>														
TOTALS	RPI 1-25	RPI 26-50		W-L RECORDS		RPI 51-100		RPI 101-150		RPI 150+				
26-26-0	0-3-0	0-0-0		OVERALL		6-6-0		8-3-0		12-14-0				
15-12-0	0-3-0	0-0-0		HOME		5-4-0		1-1-0		9-4-0				
11-12-0	0-0-0	0-0-0		AWAY		1-2-0		7-2-0		3-8-0				
0-2-0	0-0-0	0-0-0		NEUTRAL		0-0-0		0-0-0		0-2-0				
<hr/>														
17-17-0	0-0-0	0-0-0		NON-CONFERENCE		5-4-0		7-1-0		5-12-0				
8-7-0	0-0-0	0-0-0		HOME		4-2-0		1-1-0		3-4-0				
9-8-0	0-0-0	0-0-		AWAY		1-2-0		6-0-0		2-6-0				
0-2-0	0-0-0	0-0-0		NEUTRAL		0-0-0		0-0-0		0-2-0				
<hr/>														
9-9-0	0-3-0	0-0-0		CONFERENCE		1-2-0		1-2-0		7-2-0				
7-5-0	0-3-0	0-0-0		HOME		1-2-0		0-0-0		6-0-0				
2-4-0	0-0-0	0-0-0		AWAY		0-0-0		1-2-0		1-2-0				
0-0-0	0-0-0	0-0-0		NEUTRAL		0-0-0		0-0-0		0-0-0				
<hr/>														
RPI	S	Opponent	Score	RPI	S	Opponent	Score	RPI	S	Opponent	Score			
14	H	Missouri St.	5 <div>7</div>					57	H	DBU	1 <div>7</div>			
14	H	Missouri St.	4 <div>7</div>					57	H	DBU	4 1			
14	H	Missouri St.	9 <div>19</div>					57	H	DBU	2 <div>4</div>			
								94	A	Memphis	3 <div>4</div>			
								94	A	Memphis	1 <div>2</div>			
								94	A	Memphis	3 2			
								95	H	Tennessee Tech	6 4			
								95	H	Tennessee Tech	10 9			
								95	H	Tennessee Tech	13 8			
								100	H	Jacksonville St.	5 4			
								100	H	Jacksonville St.	6 <div>8</div>			
								100	H	Jacksonville St.	0 <div>7</div>			
											135	A	Illinois	3 1
											135	A	Illinois	8 5
											135	H	Illinois	5 <div>6</div>
											141	A	Southeast Mo. St.	7 5
											141	H	Southeast Mo. St.	4 2
											146	A	Wichita St.	7 <div>17</div>
											146	A	Wichita St.	0 <div>7</div>
											146	A	Wichita St.	11 8
											147	A	Stetson	8 4
											147	A	Stetson	7 6
											147	A	Stetson	7 0
											158	A	Belmont	17 <div>18</div>
											158	H	Belmont	3 <div>9</div>
											168	A	Indiana St.	2 <div>15</div>
											168	A	Indiana St.	1 <div>4</div>
											168	A	Indiana St.	2 1
											169	A	Murray St.	12 <div>13</div>
											169	H	Murray St.	10 <div>13</div>
											171	A	Austin Peay	3 <div>10</div>
											171	H	Austin Peay	0 <div>4</div>
											186	A	Arkansas St.	4 2
											186	H	Arkansas St.	3 <div>4</div>
											202	A	Eastern Ill.	7 <div>10</div>
											222	N	Toledo	2 <div>10</div>
											222	N	Toledo	7 <div>8</div>
											240	A	La.-Monroe	3 <div>4</div>
											240	A	La.-Monroe	9 0
LAST 10 GAMES														
											14	H	Missouri St.	5 <div>7</div>
											135	H	Illinois	5 <div>6</div>
											57	H	DBU	1 <div>7</div>
											57	H	DBU	2 <div>4</div>
											57	H	DBU	4 1

Non-Div. I Games:

Southern Ill.

Southern Illinois.

1
6
1
1
1
6
:
1
:
:
:
:

Southern Ill.

Pen

Penn

RPI	S	Opponent	Score	
187	H	Harvard	4	0
198	N	Valparaiso	3	16
198	N	Valparaiso	0	3
216	A	Brown	6	8
216	A	Brown	4	2
256	A	Villanova	11	2
256	H	Villanova	1	3
280	N	La Salle	1	2
283	H	Lehigh	6	4
291	A	Lafayette	9	8
291	H	Lafayette	2	1
291	H	Lafayette	4	1
291	H	Lafayette	13	3
291	H	Lafayette	3	2

P
e
n
n

P
e
n
n

Penn

Average RPI Win: 197		WON-LOST RECORD	WINNING PCT. RANK	LAST 10 GAMES	STRENGTH OF SCHEDULE	OPP. STRENGTH OF SCHEDULE	TEAM RPI	ADJ RPI	CONF. RPI	ADJ CONF. RPI	
Average RPI Loss: 123											
DIV. I ONLY		16-24-0	.4 228	4-4-0	132	200	194	.47814 193	15	15	
DIV. I NON-CONF.		9-14-0	.3913 220	0-0-0	128	234	198	.47897 196	15	15	
TOTALS		RPI 1-25	RPI 26-50		W-L RECORDS		RPI 51-100		RPI 101-150		RPI 150+
16-24-0	0-0-0		0-6-0		OVERALL		0-6-0		2-1-0		14-11-0
9-3-0	0-0-0		0-0-0		HOME		0-0-0		0-0-0		9-3-0
1-17-0	0-0-0		0-3-0		AWAY		0-6-0		0-0-0		1-4-0
6-4-0	0-0-0		0-0-0		NEUTRAL		0-0-0		2-1-0		4-3-0
9-14-0	0-0-0		0-3-0		NON-CONFERENCE		0-6-0		2-1-0		7-4-0
3-1-0	0-0-0		0-0-0		HOME		0-0-0		0-0-0		3-1-0
0-9-0	0-0-0		0-0-		AWAY		0-6-0		0-0-0		0-0-0
6-4-0	0-0-0		0-0-0		NEUTRAL		0-0-0		2-1-0		4-3-0
7-10-0	0-0-0		0-3-0		CONFERENCE		0-0-0		0-0-0		7-7-0
6-2-0	0-0-0		0-0-0		HOME		0-0-0		0-0-0		6-2-0
1-8-0	0-0-0		0-3-0		AWAY		0-0-0		0-0-0		1-5-0
0-0-0	0-0-0		0-0-0		NEUTRAL		0-0-0		0-0-0		0-0-0
RPI S	Opponent	Score	RPI S	Opponent	Score	RPI S	Opponent	Score	RPI S	Opponent	Score
29 A	St. John's (NY)	0 3	29 A	St. John's (NY)	3 9	61 A	Miami (FL)	3 4	128 N	St. Bonaventure	6 5
29 A	St. John's (NY)	3 9	29 A	St. John's (NY)	1 15	61 A	Miami (FL)	2 7	128 N	St. Bonaventure	5 4
29 A	St. John's (NY)	3 9	73 A	Fla. Atlantic	3 11	128 N	St. Bonaventure	3 4	156 N	Central Conn. St.	6 3
50 A	Binghamton	4 7	83 A	Winthrop	5 12	156 N	Central Conn. St.	3 6	160 H	Hartford	3 2
50 A	Binghamton	2 3	83 A	Winthrop	5 12	160 H	Hartford	6 10	160 H	Hartford	1 0
50 A	Binghamton		83 A	Winthrop	2 3	166 H	UMBC	10 7	166 H	UMBC	6 9
						174 A	Stony Brook	3 4	174 A	Stony Brook	6 12
						174 A	Stony Brook	3 6	174 A	Stony Brook	3 4
						185 A	UMass Lowell	0 3	185 A	UMass Lowell	8 5
						185 A	UMass Lowell	5 4	185 A	UMass Lowell	8 4
						185 H	UMass Lowell	7 5	185 H	UMass Lowell	6 0
						248 N	South Dakota St.	4 3	248 N	South Dakota St.	3 1
						254 H	Manhattan	4 6	254 H	Manhattan	18 13
						254 H	Manhattan	10 6	254 H	Manhattan	1 5
						262 N	Massachusetts	4 2	262 N	Massachusetts	
						262 N	Massachusetts				
Non-Div. I Games:		Colby	10 2	Me.-Farmington	12 2	Me.-Presque Isle	8 1	Thomas (ME)	11 3	Maine	

RPI	S	Opponent	Score	
262	N	Massachusetts	6	10

Maine

M
a
i
n
e

M
a
i
n
e

Average RPI Win: 173		WON-LOST RECORD		WINNING PCT. RANK		LAST 10 GAMES		STRENGTH OF SCHEDULE		OPP. STRENGTH OF SCHEDULE		TEAM RPI		ADJ RPI		CONF. RPI		ADJ CONF. RPI	
DIV. I ONLY		18-31-0		.36735 245		5-5-0		93		143		193		.47773 194		11		11	
DIV. I NON-CONF.		6-15-0		.28571 256		0-1-0		136		117		240		.45183 241		12		12	
TOTALS		RPI 1-25		RPI 26-50		W-L RECORDS		RPI 51-100		RPI 101-150		RPI 150+							
18-31-0		0-2-0		4-4-0		OVERALL		1-9-0		3-10-0		10-6-0							
8-18-0		0-1-0		2-2-0		HOME		0-6-0		2-5-0		4-4-0							
10-13-0		0-1-0		2-2-0		AWAY		1-3-0		1-5-0		6-2-0							
0-0-0		0-0-0		0-0-0		NEUTRAL		0-0-0		0-0-0		0-0-0							
6-15-0		0-2-0		0-2-0		NON-CONFERENCE		1-6-0		0-1-0		5-4-0							
1-12-0		0-1-0		0-1-0		HOME		0-6-0		0-1-0		1-3-0							
5-3-0		0-1-0		0-0-		AWAY		1-0-0		0-0-0		4-1-0							
0-0-0		0-0-0		0-0-0		NEUTRAL		0-0-0		0-0-0		0-0-0							
12-16-0		0-0-0		4-2-0		CONFERENCE		0-3-0		3-9-0		5-2-0							
7-6-0		0-0-0		2-1-0		HOME		0-0-0		2-4-0		3-1-0							
5-10-0		0-0-0		2-1-0		AWAY		0-3-0		1-5-0		2-1-0							
0-0-0		0-0-0		0-0-0		NEUTRAL		0-0-0		0-0-0		0-0-0							
RPI	S	Opponent		Score		RPI	S	Opponent		Score		RPI	S	Opponent		Score			
23	A	Texas		0	15	26	H	Houston		2	4	63	H	Missouri		0	9		
23	H	Texas		2	12	27	H	Southeastern La.		5	4	63	H	Missouri		6	7		
						27	H	Southeastern La.		3	2	77	A	Sam Houston St.		3	12		
						27	H	Southeastern La.		5	8	77	A	Sam Houston St.		3	6		
						35	A	Texas A&M		2	5	77	A	Sam Houston St.		1	19		
						36	A	McNeese		4	6	90	H	UT Arlington		2	4		
						36	A	McNeese		10	4	90	H	UT Arlington		3	7		
						36	A	McNeese		5	4	90	H	UT Arlington		6	8		
												91	A	UTSA		5	2		
												91	H	UTSA		3	7		
														Illinois		14	15		
														SFA		4	9		
														SFA		8	5		
														SFA		1	5		
														Bradley		6	7		
														Bradley		10	7		
														Bradley		5	9		
														Northwestern St.		9	1		
														Northwestern St.		3	6		
														Northwestern St.		14	9		
														UTRGV		7	6		
														UTRGV		3	13		
														UTRGV		4	1		
														UTRGV		7	1		
														UTRGV		3	4		
														Incarnate Word		5	4		
														Incarnate Word		7	17		
														Incarnate Word		10	7		

Non-Div. I Games: Houston-Victoria 3 5 Houston-Victoria 7 5

A&M-Corpus Christi

RPI	S	Opponent	Score	
274	H	Incarnate Word	10	8
285	A	Prairie View	11	5

A
&
M
-
C
o
r
p
u
s
C
h
r
i
s
t
i

RPI	S	Opponent	Score	
184	N	George Mason	1	21
201	A	Elon	2	3
201	A	Elon	3	8
201	A	Elon	10	4
226	A	James Madison	6	1
228	A	The Citadel	2	4
228	A	The Citadel	4	1
228	A	The Citadel	0	3
229	H	Bucknell	0	4
229	H	Bucknell	6	1
229	H	Bucknell	10	2
239	H	Quinnipiac	5	8
239	H	Quinnipiac	13	7
239	H	Quinnipiac	9	5
251	H	Richmond	6	3
259	A	Longwood	6	4
259	H	Longwood	4	3

VMI

RPI	S	Opponent	Score	
286	H	Alcorn	10	0
293	A	Mississippi Val.	7	5
293	A	Mississippi Val.	7	6
293	A	Mississippi Val.	14	2
293	H	Mississippi Val.	12	3
293	H	Mississippi Val.	2	7
293	H	Mississippi Val.	10	5
295	A	Alabama A&M	11	2
295	A	Alabama A&M	5	3
295	H	Alabama A&M	2	5
295	H	Alabama A&M	14	2
295	H	Alabama A&M	5	4
295	N	Alabama A&M	9	2

Alabama St.

A
l
a
b
a
m
a
s
t
.

A
l
a
b
a
m
a
s
t
.

Average RPI Win:	218	WON-LOST RECORD	WINNING PCT. RANK	LAST 10 GAMES	STRENGTH OF SCHEDULE	OPP. STRENGTH OF SCHEDULE	TEAM RPI	ADJ RPI	CONF. RPI	ADJ CONF. RPI					
Average RPI Loss:	147														
DIV. I ONLY	26-23-0	.53061	120	6-4-0	245	213	197	.47683	197	27	27				
DIV. I NON-CONF.	7-13-0	.35	240	1-0-0	209	200	248	.44562	248	29	29				
<hr/>															
TOTALS	RPI 1-25	RPI 26-50		W-L RECORDS		RPI 51-100		RPI 101-150		RPI 150+					
26-23-0	0-0-0	0-0-0		OVERALL		5-5-0		4-12-0		17-6-0					
15-9-0	0-0-0	0-0-0		HOME		2-3-0		1-4-0		12-2-0					
11-10-0	0-0-0	0-0-0		AWAY		3-2-0		3-6-0		5-2-0					
0-4-0	0-0-0	0-0-0		NEUTRAL		0-0-0		0-2-0		0-2-0					
<hr/>															
7-13-0	0-0-0	0-0-0		NON-CONFERENCE		3-1-0		1-9-0		3-3-0					
4-4-0	0-0-0	0-0-0		HOME		1-1-0		0-2-0		3-1-0					
3-5-0	0-0-0	0-0-		AWAY		2-0-0		1-5-0		0-0-0					
0-4-0	0-0-0	0-0-0		NEUTRAL		0-0-0		0-2-0		0-2-0					
<hr/>															
19-10-0	0-0-0	0-0-0		CONFERENCE		2-4-0		3-3-0		14-3-0					
11-5-0	0-0-0	0-0-0		HOME		1-2-0		1-2-0		9-1-0					
8-5-0	0-0-0	0-0-0		AWAY		1-2-0		2-1-0		5-2-0					
0-0-0	0-0-0	0-0-0		NEUTRAL		0-0-0		0-0-0		0-0-0					
<hr/>															
RPI	S	Opponent	Score	RPI	S	Opponent	Score	RPI	S	Opponent	Score				
						83	A	Winthrop	7	4	102	N	Western Caro.	7	16
						83	H	Winthrop	4	11	113	A	Florida A&M	7	1
						84	A	Charlotte	12	6	113	A	Florida A&M	0	10
						84	H	Charlotte	6	5	113	A	Florida A&M	4	3
						86	A	Bethune-Cookman	1	13	113	H	Florida A&M	1	8
						86	A	Bethune-Cookman	6	1	113	H	Florida A&M	10	7
						86	A	Bethune-Cookman	6	9	113	H	Florida A&M	4	6
						86	H	Bethune-Cookman	6	5	118	A	Duke	2	10
						86	H	Bethune-Cookman	4	10	132	H	High Point	5	9
						86	H	Bethune-Cookman	5	10	136	A	Furman	3	7
						136	A	Furman	11	10					
						136	A	Furman	2	17					
						143	A	Davidson	3	5					
						143	A	Davidson	1	12					
						143	H	Davidson	0	6					
						148	N	UNCG	4	5					
						157	H	Presbyterian	2	3					
						226	N	James Madison	1	5					
						251	N	Richmond	1	3					
						255	A	N.C. Central	1	11					
255	A	N.C. Central	7	10											
						255	A	N.C. Central	8	6					
						255	H	N.C. Central	5	2					
						83	A	Winthrop	7	4					
						86	A	Bethune-Cookman	6	9					
						86	A	Bethune-Cookman	6	1					
						86	A	Bethune-Cookman	1	13					
						287	A	Savannah St.	11	10					
						287	A	Savannah St.	12	2					
						287	A	Savannah St.	7	2					
						287	A	Savannah St.	7	2					

Non-Div. I Games:

N.C. A&T

RPI	S	Opponent	Score	
287	A	Savannah St.	11	10
287	A	Savannah St.	12	2
287	A	Savannah St.	7	2
287	H	Savannah St.	11	5
287	H	Savannah St.	2	1
287	H	Savannah St.	12	3
288	H	UMES	11	4
288	H	UMES	19	5
288	H	UMES	17	9
297	H	Mt. St. Mary's	3	1
297	H	Mt. St. Mary's	14	7
297	H	Mt. St. Mary's	4	2

N
.
C
.
A
&
T

N
.
C
.
A
&
T

Average RPI Win:	205	WON-LOST	WINNING	LAST 10	STRENGTH OF	OPP. STRENGTH	TEAM	ADJ	CONF.	ADJ CONF.	
Average RPI Loss:	158	RECORD	PCT. RANK	GAMES	SCHEDULE	OF SCHEDULE	RPI	RPI	RPI	RPI	
DIV. I ONLY	23-28-0	.45098	191	7-3-0	224	226	198	.47661	198	24	24
DIV. I NON-CONF.	11-13-0	.45833	180	1-0-0	219	138	141	.50455	141	23	23
<hr/>											
TOTALS	RPI 1-25	RPI 26-50		W-L RECORDS		RPI 51-100		RPI 101-150		RPI 150+	
23-28-0	0-3-0	0-0-0		OVERALL		2-2-0		4-10-0		17-13-0	
9-7-0	0-0-0	0-0-0		HOME		0-0-0		2-2-0		7-5-0	
12-21-0	0-3-0	0-0-0		AWAY		2-2-0		2-8-0		8-8-0	
2-0-0	0-0-0	0-0-0		NEUTRAL		0-0-0		0-0-0		2-0-0	
<hr/>											
11-13-0	0-3-0	0-0-0		NON-CONFERENCE		2-2-0		1-3-0		8-5-0	
2-0-0	0-0-0	0-0-0		HOME		0-0-0		0-0-0		2-0-0	
7-13-0	0-3-0	0-0-		AWAY		2-2-0		1-3-0		4-5-0	
2-0-0	0-0-0	0-0-0		NEUTRAL		0-0-0		0-0-0		2-0-0	
<hr/>											
12-15-0	0-0-0	0-0-0		CONFERENCE		0-0-0		3-7-0		9-8-0	
7-7-0	0-0-0	0-0-0		HOME		0-0-0		2-2-0		5-5-0	
5-8-0	0-0-0	0-0-0		AWAY		0-0-0		1-5-0		4-3-0	
0-0-0	0-0-0	0-0-0		NEUTRAL		0-0-0		0-0-0		0-0-0	
<hr/>											
RPI S	Opponent	Score		RPI S	Opponent	Score		RPI S	Opponent	Score	
19 A	South Fla.	2	11			80 A	Jacksonville 6 3	103 A	Wright St.	1	2
19 A	South Fla.	5	6			80 A	Jacksonville 5 2	103 A	Wright St.	1	6
19 A	South Fla.	1	8			80 A	Jacksonville 3 6	103 A	Wright St.	0	7
						97 A	Notre Dame 3 10	103 H	Wright St.	1	3
								103 H	Wright St.	9	0
								124 A	Purdue	5	1
								131 A	Ill.-Chicago	1	8
								131 A	Ill.-Chicago	4	2
								131 A	Ill.-Chicago	7	10
								131 H	Ill.-Chicago	7	6
								131 H	Ill.-Chicago	0	2
								146 A	Wichita St.	3	4
								146 A	Wichita St.	3	4
								146 A	Wichita St.	2	3
								154 A	Ball St.	2	11
								172 A	UAB	9	5
								172 A	UAB	2	3
								172 A	UAB	1	5
								192 N	Penn	3	0
								192 N	Penn	16	3
								227 A	Northern Ky.	5	14
								227 A	Northern Ky.	17	4
								227 H	Northern Ky.	7	18
								227 H	Northern Ky.	8	7
								227 H	Northern Ky.	10	9
								233 H	Oakland	9	19
								233 H	Oakland	6	9
LAST 10 GAMES				LAST 10 GAMES				LAST 10 GAMES			
				131 H	Ill.-Chicago	7	6	233 H	Oakland	13	3
				131 H	Ill.-Chicago	0	2	272 H	Youngstown St.	6	2
				242 A	Milwaukee	7	4	272 H	Youngstown St.	3	4
				242 A	Milwaukee	11	3	258 H	Northern Ill.	8	2
				233 H	Oakland	0	7	272 A	Youngstown St.	10	7

Non-Div. I Games:

Valparaiso

RPI	S	Opponent	Score	
233	H	Oakland	7	6
233	H	Oakland	0	7
233	H	Oakland	13	3
240	A	Western Ky.	3	4
240	A	Western Ky.	5	2
240	A	Western Ky.	5	6
242	A	Milwaukee	11	3
242	A	Milwaukee	7	4
258	H	Northern Ill.	8	2
272	A	Youngstown St.	10	7
272	A	Youngstown St.	7	9
272	A	Youngstown St.	5	6
272	H	Youngstown St.	3	4
272	H	Youngstown St.	6	2
281	A	Illinois St.	4	3
282	A	Chicago St.	13	1
282	H	Chicago St.	10	3

Valparaiso

V
a
l
p
a
r
a
i
s
o

V
a
l
p
a
r
a
i
s
o

Average RPI Win:		149	WON-LOST RECORD		WINNING PCT. RANK		LAST 10 GAMES		STRENGTH OF SCHEDULE		OPP. STRENGTH OF SCHEDULE		TEAM RPI		ADJ RPI		CONF. RPI		ADJ CONF. RPI		
DIV. I ONLY			20-29-0		.40816	225	3-7-0		149		101		199		.47652		199	13		13	
DIV. I NON-CONF.			12-13-0		.48	166	1-1-0		124		36		150		.50201		150	11		11	
TOTALS		RPI 1-25		RPI 26-50		W-L RECORDS		RPI 51-100		RPI 101-150		RPI 150+									
20-29-0		0-1-0		1-2-0		OVERALL		6-13-0		4-5-0		9-8-0									
11-15-0		0-1-0		0-0-0		HOME		3-9-0		3-1-0		5-4-0									
9-14-0		0-0-0		1-2-0		AWAY		3-4-0		1-4-0		4-4-0									
0-0-0		0-0-0		0-0-0		NEUTRAL		0-0-0		0-0-0		0-0-0									
12-13-0		0-1-0		1-2-0		NON-CONFERENCE		2-5-0		3-3-0		6-2-0									
8-6-0		0-1-0		0-0-0		HOME		0-3-0		3-1-0		5-1-0									
4-7-0		0-0-0		1-0-		AWAY		2-2-0		0-2-0		1-1-0									
0-0-0		0-0-0		0-0-0		NEUTRAL		0-0-0		0-0-0		0-0-0									
8-16-0		0-0-0		0-0-0		CONFERENCE		4-8-0		1-2-0		3-6-0									
3-9-0		0-0-0		0-0-0		HOME		3-6-0		0-0-0		0-3-0									
5-7-0		0-0-0		0-0-0		AWAY		1-2-0		1-2-0		3-3-0									
0-0-0		0-0-0		0-0-0		NEUTRAL		0-0-0		0-0-0		0-0-0									
RPI	S	Opponent		Score		RPI	S	Opponent		Score		RPI	S	Opponent		Score					
21	H	Long Beach St.		1	2	35	A	Texas A&M		0	3	56	H	Loyola Marymount		2	4				
						35	A	Texas A&M		6	10	56	H	Loyola Marymount		1	5				
						35	A	Texas A&M		2	1	56	H	Loyola Marymount		3	7				
												60	A	Rice		7	5				
												60	A	Rice		6	7				
												60	A	Rice		5	2				
												65	H	Saint Mary's (CA)		2	1				
												65	H	Saint Mary's (CA)		4	5				
												65	H	Saint Mary's (CA)		0	3				
												68	H	Gonzaga		1	2				
												68	H	Gonzaga		5	3				
												68	H	Gonzaga		2	1				
												69	A	BYU		2	7				
												69	A	BYU		4	9				
												69	A	BYU		11	7				
												77	A	Sam Houston St.		1	2				
												78	H	California		7	12				
												78	H	California		1	3				
												78	H	California		2	3				
						LAST 10 GAMES															
						65	H	Saint Mary's (CA)		4	5	129	A	San Francisco		6	5				
						65	H	Saint Mary's (CA)		2	1	129	A	San Francisco		0	3				
						65	H	Saint Mary's (CA)		0	3	126	A	Cal Poly		3	5				
						126	H	Cal Poly		6	1	265	H	Santa Clara		2	8				
						129	A	San Francisco		4	18	265	H	Santa Clara		1	2				
						65	H	Saint Mary's (CA)		4	5	129	A	San Francisco		6	5				
						65	H	Saint Mary's (CA)		2	1	129	A	San Francisco		0	3				
						65	H	Saint Mary's (CA)		0	3	126	A	Cal Poly		3	5				
						126	H	Cal Poly		6	1	265	H	Santa Clara		2	8				
						129	A	San Francisco		4	18	265	H	Santa Clara		1	2				

Non-Div. I Games:

Pepperdine

Average RPI Win: 243		WON-LOST	WINNING	LAST 10	STRENGTH OF	OPP. STRENGTH	TEAM	ADJ	CONF.	ADJ CONF.		
Average RPI Loss: 200		RECORD	PCT. RANK	GAMES	SCHEDULE	OF SCHEDULE	RPI	RPI	RPI	RPI		
DIV. I ONLY		36-17-0	.67925	30	5-4-0	289	276	200	.47636	200	28	28
DIV. I NON-CONF.		20-11-0	.64516	61	0-1-0	292	287	234	.45929	233	30	30
<hr/>												
TOTALS		RPI 1-25		RPI 26-50		W-L RECORDS		RPI 51-100		RPI 101-150		RPI 150+
36-17-0		0-0-0		0-0-0		OVERALL		0-0-0		2-2-0		34-15-0
22-8-0		0-0-0		0-0-0		HOME		0-0-0		2-2-0		20-6-0
13-5-0		0-0-0		0-0-0		AWAY		0-0-0		0-0-0		13-5-0
1-4-0		0-0-0		0-0-0		NEUTRAL		0-0-0		0-0-0		1-4-0
20-11-0		0-0-0		0-0-0		NON-CONFERENCE		0-0-0		2-2-0		18-9-0
15-7-0		0-0-0		0-0-0		HOME		0-0-0		2-2-0		13-5-0
4-2-0		0-0-0		0-0-		AWAY		0-0-0		0-0-0		4-2-0
1-2-0		0-0-0		0-0-0		NEUTRAL		0-0-0		0-0-0		1-2-0
16-6-0		0-0-0		0-0-0		CONFERENCE		0-0-0		0-0-0		16-6-0
7-1-0		0-0-0		0-0-0		HOME		0-0-0		0-0-0		7-1-0
9-3-0		0-0-0		0-0-0		AWAY		0-0-0		0-0-0		9-3-0
0-2-0		0-0-0		0-0-0		NEUTRAL		0-0-0		0-0-0		0-2-0
RPI	S	Opponent	Score	RPI	S	Opponent	Score	RPI	S	Opponent	Score	
										115 H Cornell	5	8
										115 H Cornell	8	7
										115 H Cornell	2	5
										130 H Marist	3	2
										152 H Wofford	3	6
										156 H Central Conn. St.	7	3
										156 H Central Conn. St.	11	6
										166 H UMBC	1	10
										181 H Princeton	2	4
										181 H Princeton	2	5
										181 H Princeton	8	6
										181 H Princeton	9	5
										184 H George Mason	11	2
										203 A Georgetown	6	2
										203 H Georgetown	3	11
										206 N Air Force	8	19
										206 N Air Force	2	3
										206 N Air Force	11	3
										219 A Holy Cross	6	1
										219 A Holy Cross	7	8
										219 A Holy Cross	11	8
										219 A Holy Cross	3	6
				LAST 10 GAMES						219 A Holy Cross		
				229 N Bucknell	0	5	229 H Bucknell	5	4	229 H Bucknell	6	1
				229 N Bucknell	1	4	229 H Bucknell	0	5	229 H Bucknell	11	1
				166 H UMBC	1	10	238 A Army West Point	10	6	229 H Bucknell	0	5
				229 H Bucknell	11	1	238 A Army West Point	7	2	229 H Bucknell	5	4
				229 H Bucknell	6	1	238 A Army West Point	2	9	229 N Bucknell	1	4

Non-Div. I Games: Susquehanna 3 0

Navy

RPI	S	Opponent	Score	
229	N	Bucknell	0	5
238	A	Army West Point	7	2
238	A	Army West Point	7	3
238	A	Army West Point	2	9
238	A	Army West Point	10	6
244	H	Towson	11	6
255	A	N.C. Central	9	6
255	A	N.C. Central	2	3
255	A	N.C. Central	7	8
275	A	Delaware St.	18	0
275	H	Delaware St.	3	2
283	A	Lehigh	11	5
283	A	Lehigh	1	0
283	A	Lehigh	2	1
283	A	Lehigh	3	2
288	A	UMES	13	5
288	H	UMES	17	5
291	H	Lafayette	9	6
291	H	Lafayette	7	1
291	H	Lafayette	10	6
291	H	Lafayette	4	1
294	H	Coppin St.	11	3
296	H	NYIT	10	2
296	H	NYIT	10	5
296	H	NYIT	12	0
296	H	NYIT	15	3

Navy

N
a
v
y

Average RPI Win:		201	WON-LOST RECORD		WINNING PCT. RANK		LAST 10 GAMES		STRENGTH OF SCHEDULE		OPP. STRENGTH OF SCHEDULE		TEAM RPI		ADJ RPI		CONF. RPI		ADJ CONF. RPI				
DIV. I ONLY			22-30-0		.42308	216	3-7-0		130		152		201		.47631	201	21		21				
DIV. I NON-CONF.			10-18-0		.35714	239	0-2-0		63		77		210		.47157	210	22		22				
TOTALS		RPI 1-25		RPI 26-50		W-L RECORDS		RPI 51-100		RPI 101-150		RPI 150+											
22-30-0		0-6-0		0-1-0		OVERALL		1-6-0		4-9-0		17-8-0											
16-15-0		0-1-0		0-1-0		HOME		1-4-0		1-4-0		14-5-0											
6-15-0		0-5-0		0-0-0		AWAY		0-2-0		3-5-0		3-3-0											
0-0-0		0-0-0		0-0-0		NEUTRAL		0-0-0		0-0-0		0-0-0											
10-18-0		0-6-0		0-1-0		NON-CONFERENCE		1-6-0		1-3-0		8-2-0											
9-10-0		0-1-0		0-1-0		HOME		1-4-0		0-2-0		8-2-0											
1-8-0		0-5-0		0-0-		AWAY		0-2-0		1-1-0		0-0-0											
0-0-0		0-0-0		0-0-0		NEUTRAL		0-0-0		0-0-0		0-0-0											
12-12-0		0-0-0		0-0-0		CONFERENCE		0-0-0		3-6-0		9-6-0											
7-5-0		0-0-0		0-0-0		HOME		0-0-0		1-2-0		6-3-0											
5-7-0		0-0-0		0-0-0		AWAY		0-0-0		2-4-0		3-3-0											
0-0-0		0-0-0		0-0-0		NEUTRAL		0-0-0		0-0-0		0-0-0											
RPI	S	Opponent		Score		RPI	S	Opponent		Score		RPI	S	Opponent		Score							
2	A	North Carolina		2	11	40	H	North Carolina St.		2	6	54	A	Liberty		6	16	112	A	William & Mary		2	8
8	A	Clemson		5	13							54	H	Liberty		0	1	112	A	William & Mary		6	14
8	A	Clemson		0	1							72	H	Ga. Southern		0	7	112	A	William & Mary		7	6
8	A	Clemson		0	3							72	H	Ga. Southern		8	6	132	A	High Point		14	8
9	A	Wake Forest		1	14							72	H	Ga. Southern		1	5	132	H	High Point		3	5
9	H	Wake Forest		1	13							85	A	East Carolina		2	7	142	A	Col. of Charleston		3	5
												85	H	East Carolina		7	11	142	A	Col. of Charleston		6	4
																		142	A	Col. of Charleston		2	11
																		148	A	UNCG		8	12
																		148	H	UNCG		3	10
																		149	H	UNCW		2	3
																		149	H	UNCW		5	3
																		149	H	UNCW		5	6
																		153	H	Delaware		2	11
																		153	H	Delaware		2	3
																		153	H	Delaware		15	2
																		170	H	Radford		10	1
																		178	H	Northeastern		6	0
																		178	H	Northeastern		2	9
																		178	H	Northeastern		11	6
																		195	H	VMI		8	3
																		195	H	VMI		3	2
																		195	H	VMI		4	10
																		226	H	James Madison		3	0
																		226	H	James Madison		7	1
																		226	H	James Madison		9	2
																		244	A	Towson		10	11
LAST 10 GAMES																							
				149	H	UNCW		5	3	266	A	Hofstra		4	7	195	H	VMI		4	10		
				149	H	UNCW		2	3	266	A	Hofstra		8	1	226	H	James Madison		3	0		
				149	H	UNCW		5	6	148	H	UNCG		3	10	226	H	James Madison		7	1		
				54	A	Liberty		6	16	142	A	Col. of Charleston		6	4	226	H	James Madison		9	2		
				266	A	Hofstra		4	5	142	A	Col. of Charleston		3	5	244	A	Towson		10	11		

Non-Div. I Games:

Elon

RPI	S	Opponent	Score	
244	A	Towson	8	1
244	A	Towson	5	4
259	H	Longwood	5	9
259	H	Longwood	7	0
259	H	Longwood	10	5
262	H	Massachusetts	3	0
262	H	Massachusetts	4	3
262	H	Massachusetts	5	1
266	A	Hofstra	8	1
266	A	Hofstra	4	5
266	A	Hofstra	4	7

Elon

E
l
o
n

E
l
o
n

Average RPI Win: 180		WON-LOST	WINNING	LAST 10	STRENGTH OF		OPP. STRENGTH	TEAM	ADJ		CONF.	ADJ CONF.
Average RPI Loss: 132		RECORD	PCT. RANK	GAMES	SCHEDULE		OF SCHEDULE	RPI	RPI		RPI	RPI
DIV. I ONLY		16-33-0	.32653	261	5-5-0		101	206	202		.47554	202
DIV. I NON-CONF.		5-17-0	.22727	274	1-0-0		94	185	229		.46214	228
TOTALS		RPI 1-25	RPI 26-50		W-L RECORDS		RPI 51-100		RPI 101-150		RPI 150+	
16-33-0		0-0-0	0-3-0		OVERALL		1-9-0		5-9-0		10-12-0	
8-7-0		0-0-0	0-0-0		HOME		0-0-0		1-2-0		7-5-0	
8-26-0		0-0-0	0-3-0		AWAY		1-9-0		4-7-0		3-7-0	
0-0-0		0-0-0	0-0-0		NEUTRAL		0-0-0		0-0-0		0-0-0	
5-17-0		0-0-0	0-3-0		NON-CONFERENCE		0-4-0		2-6-0		3-4-0	
2-1-0		0-0-0	0-0-0		HOME		0-0-0		0-0-0		2-1-0	
3-16-0		0-0-0	0-0-		AWAY		0-4-0		2-6-0		1-3-0	
0-0-0		0-0-0	0-0-0		NEUTRAL		0-0-0		0-0-0		0-0-0	
11-16-0		0-0-0	0-0-0		CONFERENCE		1-5-0		3-3-0		7-8-0	
6-6-0		0-0-0	0-0-0		HOME		0-0-0		1-2-0		5-4-0	
5-10-0		0-0-0	0-0-0		AWAY		1-5-0		2-1-0		2-4-0	
0-0-0		0-0-0	0-0-0		NEUTRAL		0-0-0		0-0-0		0-0-0	
RPI S	Opponent	Score	RPI S	Opponent	Score	RPI S	Opponent	Score	RPI S	Opponent	Score	
			38 A	South Ala.	2 8	63 A	Missouri	1 10	120 A	Samford	6 7	
			38 A	South Ala.	3 8	95 A	Tennessee Tech	4 11	120 A	Samford	1 4	
			38 A	South Ala.	0 32	95 A	Tennessee Tech	3 5	120 A	Samford	4 9	
						95 A	Tennessee Tech	9 13	125 A	Morehead St.	9 8	
						98 A	Kansas St.	0 14	125 A	Morehead St.	14 7	
						98 A	Kansas St.	10 15	125 A	Morehead St.	15 16	
						98 A	Kansas St.	11 12	133 A	Central Ark.	1 8	
						100 A	Jacksonville St.	6 7	133 A	Central Ark.	6 10	
						100 A	Jacksonville St.	3 6	133 A	Central Ark.	1 6	
						100 A	Jacksonville St.	7 5	133 A	Central Ark.	4 2	
									137 A	Butler	10 6	
									141 H	Southeast Mo. St.	3 7	
									141 H	Southeast Mo. St.	5 4	
									141 H	Southeast Mo. St.	6 7	
									158 A	Belmont	1 10	
									158 A	Belmont	7 3	
									158 A	Belmont	3 8	
									161 A	Saint Louis	1 12	
									161 H	Saint Louis	5 8	
									168 A	Indiana St.	1 2	
									168 H	Indiana St.	8 7	
									169 H	Murray St.	7 5	
									169 H	Murray St.	8 10	
									169 H	Murray St.	10 11	
									176 A	Alabama	0 5	
									190 H	Southern Ill.	10 7	
									219 H	UT Martin	3 15	
LAST 10 GAMES												
			230 A	SIUE	16 13	219 H	UT Martin	3 15	169 H	Murray St.	8 10	
			230 A	SIUE	8 22	219 H	UT Martin	14 17	169 H	Murray St.	10 11	
			230 A	SIUE	3 11	125 A	Morehead St.	15 16	176 A	Alabama	0 5	
			282 A	Chicago St.	6 2	125 A	Morehead St.	9 8	190 H	Southern Ill.	10 7	
			219 H	UT Martin	9 8	125 A	Morehead St.	14 7	219 H	UT Martin	3 15	

Non-Div. I Games: Lindenwood (IL) 8 5 Robert Morris (IL) 12 4 Ill.-Springfield 18 11

Eastern Ill.

RPI	S	Opponent	Score	
219	H	UT Martin	9	8
219	H	UT Martin	14	17
230	A	SIUE	3	11
230	A	SIUE	16	13
230	A	SIUE	8	22
232	H	Eastern Ky.	11	9
232	H	Eastern Ky.	13	11
232	H	Eastern Ky.	16	5
282	A	Chicago St.	6	2

Eastern Ill.

E
a
s
t
e
r
n
I
l
l
.

E
a
s
t
e
r
n
I
l
l
.

[illegible]

Non-Div. I Games:

Georgetown

RPI	S	Opponent	Score	
234	N	Western Mich.	12	8
253	A	USC Upstate	0	12
256	A	Villanova	7	0
256	A	Villanova	0	4
256	A	Villanova	3	2
268	N	Dayton	7	8
282	N	Chicago St.	11	0
288	H	UMES	8	5
291	N	Lafayette	13	6
291	N	Lafayette	10	4
291	N	Lafayette	14	7
294	A	Coppin St.	6	5
294	H	Coppin St.	14	4
296	H	NYIT	13	3
296	H	NYIT	6	4
296	H	NYIT	9	0
297	A	Mt. St. Mary's	13	2

Georgetown

Average RPI Win: 177		WON-LOST	WINNING	LAST 10	STRENGTH OF		OPP. STRENGTH	TEAM	ADJ	CONF.	ADJ CONF.
Average RPI Loss: 129		RECORD	PCT. RANK	GAMES	SCHEDULE		OF SCHEDULE	RPI	RPI	RPI	RPI
DIV. I ONLY		21-28-0	.42857	212	5-5-0		203	129	204	.47449	204
DIV. I NON-CONF.		11-17-0	.39286	217	0-1-0		276	224	259	.43777	259
TOTALS		RPI 1-25	RPI 26-50		W-L RECORDS		RPI 51-100		RPI 101-150		RPI 150+
21-28-0	0-0-0	2-4-0		OVERALL		3-7-0		4-10-0		12-7-0	
9-12-0	0-0-0	0-3-0		HOME		3-3-0		1-5-0		5-1-0	
12-16-0	0-0-0	2-1-0		AWAY		0-4-0		3-5-0		7-6-0	
0-0-0	0-0-0	0-0-0		NEUTRAL		0-0-0		0-0-0		0-0-0	
11-17-0	0-0-0	0-0-0		NON-CONFERENCE		0-4-0		1-7-0		10-6-0	
6-6-0	0-0-0	0-0-0		HOME		0-0-0		1-5-0		5-1-0	
5-11-0	0-0-0	0-0-0		AWAY		0-4-0		0-2-0		5-5-0	
0-0-0	0-0-0	0-0-0		NEUTRAL		0-0-0		0-0-0		0-0-0	
10-11-0	0-0-0	2-4-0		CONFERENCE		3-3-0		3-3-0		2-1-0	
3-6-0	0-0-0	0-3-0		HOME		3-3-0		0-0-0		0-0-0	
7-5-0	0-0-0	2-1-0		AWAY		0-0-0		3-3-0		2-1-0	
0-0-0	0-0-0	0-0-0		NEUTRAL		0-0-0		0-0-0		0-0-0	
RPI S	Opponent	Score		RPI S	Opponent	Score		RPI S	Opponent	Score	
33	H Indiana	9	13	81	H Michigan St.	3	2	117	A Middle Tenn.	4	11
33	H Indiana	5	6	81	H Michigan St.	1	8	122	H Central Mich.	1	5
33	H Indiana	9	10	81	H Michigan St.	5	13	122	H Central Mich.	5	7
37	A Maryland	1	7	88	A Arizona St.	2	6	122	H Central Mich.	5	1
37	A Maryland	11	3	88	A Arizona St.	1	3	122	H Central Mich.	3	5
37	A Maryland	6	5	88	A Arizona St.	3	4	124	A Purdue	7	2
				96	H Iowa	6	5	124	A Purdue	1	2
				96	H Iowa	2	14	124	A Purdue	8	7
				96	H Iowa	7	5	131	A Ill.-Chicago	0	3
				97	A Notre Dame	2	3	131	H Ill.-Chicago	1	7
								131	H Ill.-Chicago	2	9
								135	A Illinois	11	4
								135	A Illinois	8	10
								135	A Illinois	3	4
								158	A Belmont	1	6
								191	A Bradley	6	2
								205	A Lipscomb	6	10
								206	H Air Force	7	6
								206	H Air Force	3	11
								206	H Air Force	3	2
								209	A Penn St.	7	4
								209	A Penn St.	12	5
								209	A Penn St.	1	2
								234	H Western Mich.	11	4
								242	H Milwaukee	6	4
								265	A Santa Clara	7	1
								265	A Santa Clara	1	8
LAST 10 GAMES				124	A Purdue	7	2	209	A Penn St.	1	2
37	A Maryland	6	5	97	A Notre Dame	2	3	234	H Western Mich.	11	4
37	A Maryland	11	3	81	H Michigan St.	5	13	242	H Milwaukee	6	4
37	A Maryland	1	7	81	H Michigan St.	3	2	265	A Santa Clara	7	1
124	A Purdue	8	7	81	H Michigan St.	1	8	265	A Santa Clara	1	8
124	A Purdue	1	2								

Non-Div. I Games:

Northwestern

Northwestern

Average RPI Win: 227		WON-LOST RECORD		WINNING PCT. RANK		LAST 10 GAMES		STRENGTH OF SCHEDULE		OPP. STRENGTH OF SCHEDULE		TEAM RPI		ADJ RPI		CONF. RPI		ADJ CONF. RPI					
DIV. I ONLY		26-23-0		.53061 120		6-4-0		244		191		205		.47355 205		20		20					
DIV. I NON-CONF.		18-13-0		.58065 99		4-1-0		272		228		228		.46403 227		21		21					
TOTALS		RPI 1-25		RPI 26-50		W-L RECORDS		RPI 51-100		RPI 101-150		RPI 150+											
26-23-0		0-2-0		1-5-0		OVERALL		1-7-0		3-2-0		21-7-0											
18-11-0		0-1-0		0-3-0		HOME		1-0-0		2-2-0		15-5-0											
8-11-0		0-0-0		1-2-0		AWAY		0-7-0		1-0-0		6-2-0											
0-1-0		0-1-0		0-0-0		NEUTRAL		0-0-0		0-0-0		0-0-0											
18-13-0		0-2-0		1-5-0		NON-CONFERENCE		1-1-0		2-0-0		14-5-0											
15-8-0		0-1-0		0-3-0		HOME		1-0-0		1-0-0		13-4-0											
3-4-0		0-0-0		1-0-		AWAY		0-1-0		1-0-0		1-1-0											
0-1-0		0-1-0		0-0-0		NEUTRAL		0-0-0		0-0-0		0-0-0											
8-10-0		0-0-0		0-0-0		CONFERENCE		0-6-0		1-2-0		7-2-0											
3-3-0		0-0-0		0-0-0		HOME		0-0-0		1-2-0		2-1-0											
5-7-0		0-0-0		0-0-0		AWAY		0-6-0		0-0-0		5-1-0											
0-0-0		0-0-0		0-0-0		NEUTRAL		0-0-0		0-0-0		0-0-0											
RPI	S	Opponent		Score		RPI	S	Opponent		Score		RPI	S	Opponent		Score							
14	H	Missouri St.		4	6	31	H	Michigan		3	4	109	H	North Florida		5	7						
22	N	Vanderbilt		0	10	31	H	Michigan		2	8	109	H	North Florida		8	1						
						31	H	Michigan		0	5	109	H	North Florida		1	11						
						45	A	Auburn		4	5	117	A	Middle Tenn.		16	2						
						45	A	Auburn		0	8	117	H	Middle Tenn.		3	2						
						45	A	Auburn		8	7	158	H	Belmont		7	9						
										95	A	Tennessee Tech		1	10	162	H	Kennesaw St.					
										95	H	Tennessee Tech		11	9	162	H	Kennesaw St.					
																162	H	Kennesaw St.					
																171	A	Austin Peay					
																204	H	Northwestern					
																219	H	UT Martin					
																233	H	Oakland					
																233	H	Oakland					
																233	H	Oakland					
																240	A	Western Ky.					
																253	A	USC Upstate					
																253	A	USC Upstate					
																253	A	USC Upstate					
																263	H	Evansville					
																263	H	Evansville					
																263	H	Evansville					
																271	H	Bowling Green					
																281	H	Illinois St.					
																281	H	Illinois St.					
																281	H	Illinois St.					
																289	A	NJIT					
						LAST 10 GAMES																	
						55	A	FGCU		6	9	293	H	Mississippi Val.		9	3	271	H	Bowling Green			
						55	A	FGCU		7	14	293	H	Mississippi Val.		9	3	281	H	Illinois St.			
						55	A	FGCU		3	4	293	H	Mississippi Val.		11	1	281	H	Illinois St.			
						171	A	Austin Peay		11	14	162	H	Kennesaw St.		1	0	281	H	Illinois St.			
						295	H	Alabama A&M		9	4	162	H	Kennesaw St.		13	2	289	A	NJIT			

Non-Div. I Games:

Lipscomb

RPI	S	Opponent	Score	
289	A	NJIT	15	10
289	A	NJIT	8	3
293	H	Mississippi Val.	11	1
293	H	Mississippi Val.	9	3
293	H	Mississippi Val.	9	3
295	H	Alabama A&M	9	4

Lipscomb

L
i
p
s
c
o
m
b

L
i
p
s
c
o
m
b

[illegible]

Non-Div. I Games:	UC-Colo. Springs	24	10	UC-Colo. Springs	9	8
-------------------	------------------	----	----	------------------	---	---

Air Force

RPI	S	Opponent	Score	
245	H	UNLV	4	7
245	H	UNLV	10	5
247	A	Northern Colo.	8	9
277	H	Portland	11	3
277	H	Portland	11	10
279	A	Omaha	1	0
279	H	Omaha	16	17
279	H	Omaha	24	5

Air Force

A
i
r
F
o
r
c
e

A
i
r
F
o
r
c
e

Average RPI Win: 182		WON-LOST	WINNING	LAST 10	STRENGTH OF		OPP. STRENGTH	TEAM	ADJ	CONF.	ADJ CONF.
Average RPI Loss: 106		RECORD	PCT. RANK	GAMES	SCHEDULE		OF SCHEDULE	RPI	RPI	RPI	RPI
DIV. I ONLY		21-30-0	.41176	223	6-4-0		142	165	207	.47214	207
DIV. I NON-CONF.		10-14-0	.41667	204	1-0-0		149	250	220	.46713	220
TOTALS		RPI 1-25	RPI 26-50		W-L RECORDS		RPI 51-100		RPI 101-150		RPI 150+
21-30-0		0-1-0	1-8-0		OVERALL		2-9-0		6-6-0		12-6-0
15-12-0		0-0-0	0-4-0		HOME		0-1-0		4-3-0		11-4-0
5-18-0		0-1-0	1-4-0		AWAY		2-8-0		1-3-0		1-2-0
1-0-0		0-0-0	0-0-0		NEUTRAL		0-0-0		1-0-0		0-0-0
10-14-0		0-1-0	0-3-0		NON-CONFERENCE		0-5-0		5-4-0		5-1-0
8-4-0		0-0-0	0-1-0		HOME		0-1-0		3-1-0		5-1-0
1-10-0		0-1-0	0-0-		AWAY		0-4-0		1-3-0		0-0-0
1-0-0		0-0-0	0-0-0		NEUTRAL		0-0-0		1-0-0		0-0-0
11-16-0		0-0-0	1-5-0		CONFERENCE		2-4-0		1-2-0		7-5-0
7-8-0		0-0-0	0-3-0		HOME		0-0-0		1-2-0		6-3-0
4-8-0		0-0-0	1-2-0		AWAY		2-4-0		0-0-0		1-2-0
0-0-0		0-0-0	0-0-0		NEUTRAL		0-0-0		0-0-0		0-0-0
RPI S	Opponent	Score	RPI S	Opponent	Score	RPI S	Opponent	Score	RPI S	Opponent	Score
17 A	Oklahoma	5 10	32 A	Ole Miss	4 5	63 A	Missouri	8 11	111 H	Troy	10 3
			34 A	Louisiana Tech	2 4	72 A	Ga. Southern	0 5	111 H	Troy	3 6
			34 H	Louisiana Tech	6 10	72 A	Ga. Southern	11 4	111 H	Troy	6 7
			38 A	South Ala.	11 5	72 A	Ga. Southern	2 9	124 H	Purdue	2 0
			38 A	South Ala.	3 8	90 A	UT Arlington	0 2	124 H	Purdue	13 0
			38 A	South Ala.	3 5	90 A	UT Arlington	5 10	124 H	Purdue	4 6
			47 H	Louisiana	3 5	90 A	UT Arlington	9 4	133 A	Central Ark.	3 12
			47 H	Louisiana	4 9	93 A	Oral Roberts	4 10	133 N	Central Ark.	11 6
			47 H	Louisiana	4 7	93 A	Oral Roberts	3 4	145 A	SFA	2 5
						93 A	Oral Roberts	3 8	145 A	SFA	4 6
						93 H	Oral Roberts	1 8	145 A	SFA	8 3
									145 H	SFA	10 4
									180 H	Appalachian St.	2 3
									180 H	Appalachian St.	6 7
									180 H	Appalachian St.	6 2
									183 H	Texas St.	9 4
									183 H	Texas St.	6 5
									183 H	Texas St.	3 7
									215 H	Georgia St.	6 4
									215 H	Georgia St.	16 1
									215 H	Georgia St.	8 3
									225 H	Northwestern St.	13 1
									240 A	La.-Monroe	4 6
									240 A	La.-Monroe	5 1
									240 A	La.-Monroe	1 7
									284 H	Ark.-Pine Bluff	1 2
									298 H	Fort Wayne	3 2
			LAST 10 GAMES								
			215 H	Georgia St.	16 1	38 A	South Ala.	11 5			
			215 H	Georgia St.	6 4	38 A	South Ala.	3 8			
			215 H	Georgia St.	8 3	72 A	Ga. Southern	2 9			
			225 H	Northwestern St.	13 1	72 A	Ga. Southern	0 5			
			38 A	South Ala.	3 5	72 A	Ga. Southern	11 4			

Non-Div. I Games:

Little Rock

RPI	S	Opponent	Score	
298	H	Fort Wayne	9	5
298	H	Fort Wayne	5	1
298	H	Fort Wayne	17	2

Little Rock

L
i
t
t
l
e
R
o
c
k

L
i
t
t
l
e
R
o
c
k

Average RPI Win:		193	WON-LOST RECORD		WINNING PCT. RANK		LAST 10 GAMES		STRENGTH OF SCHEDULE		OPP. STRENGTH OF SCHEDULE		TEAM RPI		ADJ RPI		CONF. RPI		ADJ CONF. RPI				
Average RPI Loss:		157																					
DIV. I ONLY			21-28-0		.42857 212		5-5-0		178		204		208		.47163 208		18		18				
DIV. I NON-CONF.			11-17-0		.39286 217		1-2-0		169		201		218		.46821 217		18		18				
TOTALS		RPI 1-25		RPI 26-50		W-L RECORDS		RPI 51-100		RPI 101-150		RPI 150+											
21-28-0		0-1-0		0-2-0		OVERALL		1-4-0		3-6-0		17-15-0											
12-11-0		0-0-0		0-0-0		HOME		1-3-0		1-0-0		10-8-0											
8-16-0		0-1-0		0-2-0		AWAY		0-1-0		2-6-0		6-6-0											
1-1-0		0-0-0		0-0-0		NEUTRAL		0-0-0		0-0-0		1-1-0											
11-17-0		0-1-0		0-2-0		NON-CONFERENCE		0-2-0		2-4-0		9-8-0											
7-4-0		0-0-0		0-0-0		HOME		0-1-0		1-0-0		6-3-0											
3-12-0		0-1-0		0-0-		AWAY		0-1-0		1-4-0		2-4-0											
1-1-0		0-0-0		0-0-0		NEUTRAL		0-0-0		0-0-0		1-1-0											
10-11-0		0-0-0		0-0-0		CONFERENCE		1-2-0		1-2-0		8-7-0											
5-7-0		0-0-0		0-0-0		HOME		1-2-0		0-0-0		4-5-0											
5-4-0		0-0-0		0-0-0		AWAY		0-0-0		1-2-0		4-2-0											
0-0-0		0-0-0		0-0-0		NEUTRAL		0-0-0		0-0-0		0-0-0											
RPI	S	Opponent		Score		RPI	S	Opponent		Score		RPI	S	Opponent		Score		RPI	S	Opponent		Score	
2	A	North Carolina		4	16	40	A	North Carolina St.		1	13	83	H	Winthrop		4	3	102	H	Western Caro.		5	3
						44	A	Tennessee		2	5	83	H	Winthrop		0	1	120	A	Samford		2	6
												83	H	Winthrop		0	8	120	A	Samford		1	4
												84	A	Charlotte		5	14	120	A	Samford		6	4
												95	H	Tennessee Tech		9	20	132	A	High Point		3	1
																		132	A	High Point		0	7
																		132	A	High Point		2	5
																		136	A	Furman		1	12
																		148	A	UNCG		3	14
																		152	A	Wofford		7	6
																		152	H	Wofford		8	17
																		157	A	Presbyterian		4	2
																		157	A	Presbyterian		7	1
																		157	A	Presbyterian		4	7
																		166	H	UMBC		7	6
																		166	H	UMBC		4	8
																		166	H	UMBC		11	5
																		170	H	Radford		2	5
																		170	H	Radford		7	6
																		170	H	Radford		2	13
																		180	A	Appalachian St.		3	4
																		180	H	Appalachian St.		5	3
																		210	A	Campbell		7	9
																		210	A	Campbell		11	9
																		210	A	Campbell		10	5
																		226	N	James Madison		9	25
																		231	H	Charleston So.		3	19
LAST 10 GAMES																							

Non-Div. I Games:

UNC Asheville

RPI	S	Opponent	Score	
231	H	Charleston So.	3	10
231	H	Charleston So.	2	1
251	A	Richmond	3	5
251	A	Richmond	2	4
251	A	Richmond	4	1
253	A	USC Upstate	9	10
253	H	USC Upstate	8	4
259	H	Longwood	7	3
259	H	Longwood	4	1
259	H	Longwood	1	7
261	H	Iona	4	2
261	H	Iona	10	8
261	H	Iona	1	4
268	N	Dayton	12	6

UNC Asheville

U
N
C
A
s
h
e
v
i
l
l
e

U
N
C
A
s
h
e
v
i
l
l
e

Average RPI Win:		166	WON-LOST RECORD		WINNING PCT. RANK		LAST 10 GAMES		STRENGTH OF SCHEDULE		OPP. STRENGTH OF SCHEDULE		TEAM RPI		ADJ RPI		CONF. RPI		ADJ CONF. RPI				
DIV. I ONLY			16-35-0		.31373 265		2-8-0		94		100		210		.47138 209		7 7						
DIV. I NON-CONF.			13-17-0		.43333 193		1-1-0		156		125		177		.48765 177		7 7						
TOTALS		RPI 1-25			RPI 26-50			W-L RECORDS			RPI 51-100			RPI 101-150			RPI 150+						
16-35-0		1-4-0			1-9-0			OVERALL			0-6-0			5-6-0			9-10-0						
8-11-0		0-0-0			0-1-0			HOME			0-3-0			3-3-0			5-4-0						
6-21-0		1-3-0			1-8-0			AWAY			0-3-0			0-1-0			4-6-0						
2-3-0		0-1-0			0-0-0			NEUTRAL			0-0-0			2-2-0			0-0-0						
13-17-0		1-4-0			0-1-0			NON-CONFERENCE			0-0-0			5-6-0			7-6-0						
6-4-0		0-0-0			0-1-0			HOME			0-0-0			3-3-0			3-0-0						
5-10-0		1-3-0			0-0-			AWAY			0-0-0			0-1-0			4-6-0						
2-3-0		0-1-0			0-0-0			NEUTRAL			0-0-0			2-2-0			0-0-0						
3-18-0		0-0-0			1-8-0			CONFERENCE			0-6-0			0-0-0			2-4-0						
2-7-0		0-0-0			0-0-0			HOME			0-3-0			0-0-0			2-4-0						
1-11-0		0-0-0			1-8-0			AWAY			0-3-0			0-0-0			0-0-0						
0-0-0		0-0-0			0-0-0			NEUTRAL			0-0-0			0-0-0			0-0-0						
RPI	S	Opponent		Score		RPI	S	Opponent		Score		RPI	S	Opponent		Score		RPI	S	Opponent		Score	
6	A	TCU		3	6	31	A	Michigan		2	15	75	H	Minnesota		1	17	106	N	Xavier		7	5
6	A	TCU		1	12	31	A	Michigan		1	14	75	H	Minnesota		5	6	106	N	Xavier		4	10
6	A	TCU		3	9	31	A	Michigan		6	10	75	H	Minnesota		4	12	106	N	Xavier		5	7
20	A	West Virginia		6	5	33	A	Indiana		5	2	96	A	Iowa		2	8	106	N	Xavier		6	1
20	N	West Virginia		2	4	33	A	Indiana		2	5	96	A	Iowa		2	4	115	H	Cornell		8	2
						33	A	Indiana		2	10	96	A	Iowa		1	9	127	H	Columbia		2	4
						37	A	Maryland		2	15							127	H	Columbia		10	6
						37	A	Maryland		3	8							127	H	Columbia		11	7
						37	A	Maryland		1	2							127	H	Columbia		5	8
						50	H	Binghamton		3	6							134	A	Pittsburgh		2	3
																		134	H	Pittsburgh		1	9
																		151	H	Ohio St.		2	11
																		151	H	Ohio St.		6	2
																		151	H	Ohio St.		2	5
																		153	A	Delaware		0	5
																		153	A	Delaware		1	6
																		153	A	Delaware		0	8
																		167	A	UC Davis		2	10
																		204	H	Northwestern		2	1
																		204	H	Northwestern		4	7
																		204	H	Northwestern		5	12
																		211	A	Sacramento St.		3	11
																		211	A	Sacramento St.		6	1
																		211	A	Sacramento St.		4	2
																		229	H	Bucknell		5	3
																		229	H	Bucknell		4	3
																		250	A	Pacific		11	2
LAST 10 GAMES																							
						33	A	Indiana		2	10	75	H	Minnesota		4	12						
						33	A	Indiana		2	5	75	H	Minnesota		1	17						
						33	A	Indiana		5	2	75	H	Minnesota		5	6						
						20	N	West Virginia		2	4	96	A	Iowa		1	9						
						20	A	West Virginia		6	5	96	A	Iowa		2	8						

Non-Div. I Games:

Penn St.

RPI	S	Opponent	Score	
250	A	Pacific	1	6
250	A	Pacific	11	4
291	H	Lafayette	9	2

Penn St.

P
e
n
n
S
t
.

P
e
n
n
S
t
.

Average RPI Win: 183		WON-LOST RECORD	WINNING PCT. RANK	LAST 10 GAMES	STRENGTH OF SCHEDULE	OPP. STRENGTH OF SCHEDULE	TEAM RPI	ADJ RPI		CONF. RPI	ADJ CONF. RPI
Average RPI Loss: 145											
DIV. I ONLY		23-28-0	.45098 191	4-6-0	204	142	211	.47081	210	18	18
DIV. I NON-CONF.		15-15-0	.5 144	2-2-0	247	147	219	.46762	219	18	18
<hr/>											
TOTALS		RPI 1-25	RPI 26-50		W-L RECORDS		RPI 51-100		RPI 101-150		RPI 150+
23-28-0	0-1-0	1-0-0		OVERALL		2-8-0		5-5-0		15-14-0	
12-15-0	0-0-0	0-0-0		HOME		0-1-0		2-1-0		10-13-0	
11-11-0	0-1-0	1-0-0		AWAY		2-6-0		3-3-0		5-1-0	
0-2-0	0-0-0	0-0-0		NEUTRAL		0-1-0		0-1-0		0-0-0	
15-15-0	0-1-0	1-0-0		NON-CONFERENCE		0-4-0		4-3-0		10-7-0	
9-9-0	0-0-0	0-0-0		HOME		0-1-0		2-1-0		7-7-0	
6-4-0	0-1-0	1-0-		AWAY		0-2-0		2-1-0		3-0-0	
0-2-0	0-0-0	0-0-0		NEUTRAL		0-1-0		0-1-0		0-0-0	
8-13-0	0-0-0	0-0-0		CONFERENCE		2-4-0		1-2-0		5-7-0	
3-6-0	0-0-0	0-0-0		HOME		0-0-0		0-0-0		3-6-0	
5-7-0	0-0-0	0-0-0		AWAY		2-4-0		1-2-0		2-1-0	
0-0-0	0-0-0	0-0-0		NEUTRAL		0-0-0		0-0-0		0-0-0	
RPI S	Opponent	Score		RPI S	Opponent	Score		RPI S	Opponent	Score	
2 A	North Carolina	1	7	40 A	North Carolina St.	9	8	54 A	Liberty	3	4
								54 A	Liberty	1	7
								54 A	Liberty	7	4
								72 A	Ga. Southern	8	9
								72 A	Ga. Southern	2	8
								81 N	Michigan St.	1	3
								83 A	Winthrop	2	3
								83 A	Winthrop	5	7
								83 A	Winthrop	11	5
								85 H	East Carolina	0	10
								114 A	Virginia Tech	15	8
								114 H	Virginia Tech	7	2
								115 N	Cornell	2	3
								118 A	Duke	0	9
								118 H	Duke	10	12
								132 A	High Point	9	7
								132 A	High Point	4	10
								132 A	High Point	7	9
								149 A	UNCW	4	2
								149 H	UNCW	12	5
								151 H	Ohio St.	1	7
								151 H	Ohio St.	7	2
								151 H	Ohio St.	6	7
								170 H	Radford	5	8
								170 H	Radford	0	2
								170 H	Radford	4	7
								175 A	Gardner-Webb	8	6
								175 A	Gardner-Webb	9	10
								175 A	Gardner-Webb	7	2
								208 H	UNC Asheville	9	7
								208 H	UNC Asheville	5	10
								208 H	UNC Asheville	9	11
								227 H	Northern Ky.	3	5
								227 H	Northern Ky.	8	5
								227 H	Northern Ky.	12	5
								231 H	Charleston So.	3	2
								231 H	Charleston So.	6	12
LAST 10 GAMES											
				83 A	Winthrop	2	3	54 A	Liberty	1	7
				83 A	Winthrop	11	5	54 A	Liberty	7	4
				83 A	Winthrop	5	7	54 A	Liberty	3	4
				255 A	N.C. Central	15	4	114 H	Virginia Tech	7	2
				118 A	Duke	0	9	2 A	North Carolina	1	7

Non-Div. I Games:

Campbell

RPI	S	Opponent	Score	
231	H	Charleston So.	6	0
239	H	Quinnipiac	5	7
239	H	Quinnipiac	10	7
239	H	Quinnipiac	11	6
246	H	Rider	7	12
246	H	Rider	7	5
251	A	Richmond	5	4
255	A	N.C. Central	4	2
255	A	N.C. Central	15	4
263	H	Evansville	2	6
263	H	Evansville	8	1
263	H	Evansville	9	13

Campbell

C
a
m
p
b
e
l
l

C
a
m
p
b
e
l
l

Average RPI Win:	190	WON-LOST RECORD	WINNING PCT. RANK	LAST 10 GAMES	STRENGTH OF SCHEDULE	OPP. STRENGTH OF SCHEDULE	TEAM RPI	ADJ RPI	CONF. RPI	ADJ CONF. RPI	
Average RPI Loss:	157										
DIV. I ONLY	25-27-0	.48077	165	4-6-0	231	184	212	.47064	211	25	25
DIV. I NON-CONF.	16-15-0	.51613	139	1-4-0	196	87	167	.49143	167	26	26
<hr/>											
TOTALS	RPI 1-25	RPI 26-50		W-L RECORDS		RPI 51-100		RPI 101-150		RPI 150+	
25-27-0	0-0-0	0-0-0		OVERALL		3-7-0		6-6-0		16-14-0	
14-13-0	0-0-0	0-0-0		HOME		1-2-0		5-5-0		8-6-0	
11-14-0	0-0-0	0-0-0		AWAY		2-5-0		1-1-0		8-8-0	
0-0-0	0-0-0	0-0-0		NEUTRAL		0-0-0		0-0-0		0-0-0	
16-15-0	0-0-0	0-0-0		NON-CONFERENCE		3-7-0		4-2-0		9-6-0	
11-7-0	0-0-0	0-0-0		HOME		1-2-0		3-1-0		7-4-0	
5-8-0	0-0-0	0-0-		AWAY		2-5-0		1-1-0		2-2-0	
0-0-0	0-0-0	0-0-0		NEUTRAL		0-0-0		0-0-0		0-0-0	
9-12-0	0-0-0	0-0-0		CONFERENCE		0-0-0		2-4-0		7-8-0	
3-6-0	0-0-0	0-0-0		HOME		0-0-0		2-4-0		1-2-0	
6-6-0	0-0-0	0-0-0		AWAY		0-0-0		0-0-0		6-6-0	
0-0-0	0-0-0	0-0-0		NEUTRAL		0-0-0		0-0-0		0-0-0	
RPI	S	Opponent	Score	RPI	S	Opponent	Score	RPI	S	Opponent	Score
						51 A San Diego	3 5	110 H New Mexico St.			2 1
						51 A San Diego	3 6	110 H New Mexico St.			4 8
						51 A San Diego	9 8	110 H New Mexico St.			2 5
						66 A Washington	2 3	116 H Washington St.			6 4
						66 A Washington	0 4	116 H Washington St.			10 2
						66 A Washington	7 1	116 H Washington St.			3 4
						66 A Washington	5 8	129 A San Francisco			6 14
						75 H Minnesota	2 5	129 H San Francisco			9 5
						75 H Minnesota	2 9	139 H Grand Canyon			1 2
						75 H Minnesota	3 2	139 H Grand Canyon			2 8
								139 H Grand Canyon			7 1
								146 A Wichita St.			3 2
								159 A Fresno St.			2 9
								159 H Fresno St.			0 9
								167 A UC Davis			6 7
								167 H UC Davis			1 0
								179 H CSU Bakersfield			3 4
								179 H CSU Bakersfield			3 8
								179 H CSU Bakersfield			11 1
								209 H Penn St.			1 6
								209 H Penn St.			2 4
								209 H Penn St.			11 3
								212 A Nevada			7 5
								212 H Nevada			5 6
								227 H Northern Ky.			2 0
								227 H Northern Ky.			12 11
								227 H Northern Ky.			6 5
<hr/>											
LAST 10 GAMES											
						51 A San Diego	9 8	282 A Chicago St.			7 0
						51 A San Diego	3 5	282 A Chicago St.			2 6
						51 A San Diego	3 6	212 H Nevada			5 6
						159 A Fresno St.	2 9	179 H CSU Bakersfield			3 8
						282 A Chicago St.	10 3	179 H CSU Bakersfield			11 1

Non-Div. I Games:

Sacramento St.

RPI	S	Opponent	Score	
227	H	Northern Ky.	10	0
247	A	Northern Colo.	5	7
247	A	Northern Colo.	5	9
247	A	Northern Colo.	7	8
250	A	Pacific	5	2
250	H	Pacific	9	1
264	A	Utah Valley	9	1
264	A	Utah Valley	12	4
264	A	Utah Valley	6	7
273	A	Seattle U	4	7
273	A	Seattle U	3	2
273	A	Seattle U	9	0
282	A	Chicago St.	10	3
282	A	Chicago St.	2	6
282	A	Chicago St.	7	0

Sacramento St.

S
a
c
r
a
m
e
n
t
o
S
t
.

S
a
c
r
a
m
e
n
t
o
S
t
.

N
e
v
a
d
a

Nevada

RPI	S	Opponent	Score	
236	H	San Jose St.	5	6
236	H	San Jose St.	5	4
236	H	San Jose St.	6	2
245	H	UNLV	4	1
245	H	UNLV	4	3
245	H	UNLV	1	9

Nevada

Average RPI Win: 230		WON-LOST RECORD	WINNING PCT. RANK	LAST 10 GAMES	STRENGTH OF SCHEDULE	OPP. STRENGTH OF SCHEDULE	TEAM RPI	ADJ RPI	CONF. RPI	ADJ CONF. RPI				
Average RPI Loss: 162														
DIV. I ONLY		23-21-0	.52273 128	5-5-0	282	244	214	.46969 213	26	26				
DIV. I NON-CONF.		12-10-0	.54545 116	2-1-0	201	182	102	.52387 102	25	25				
<hr/>														
TOTALS		RPI 1-25	RPI 26-50		W-L RECORDS		RPI 51-100		RPI 101-150		RPI 150+			
23-21-0		1-4-0	0-0-0		OVERALL		0-0-0		2-5-0		20-12-0			
11-4-0		0-0-0	0-0-0		HOME		0-0-0		1-1-0		10-3-0			
10-16-0		1-4-0	0-0-0		AWAY		0-0-0		1-4-0		8-6-0			
2-1-0		0-0-0	0-0-0		NEUTRAL		0-0-0		0-0-0		2-1-0			
<hr/>														
12-10-0		1-4-0	0-0-0		NON-CONFERENCE		0-0-0		2-5-0		9-1-0			
2-1-0		0-0-0	0-0-0		HOME		0-0-0		1-1-0		1-0-0			
8-9-0		1-4-0	0-0-		AWAY		0-0-0		1-4-0		6-1-0			
2-0-0		0-0-0	0-0-0		NEUTRAL		0-0-0		0-0-0		2-0-0			
<hr/>														
11-11-0		0-0-0	0-0-0		CONFERENCE		0-0-0		0-0-0		11-11-0			
9-3-0		0-0-0	0-0-0		HOME		0-0-0		0-0-0		9-3-0			
2-7-0		0-0-0	0-0-0		AWAY		0-0-0		0-0-0		2-7-0			
0-1-0		0-0-0	0-0-0		NEUTRAL		0-0-0		0-0-0		0-1-0			
<hr/>														
RPI	S	Opponent	Score		RPI	S	Opponent	Score		RPI	S	Opponent	Score	
11	A	Virginia	3	5						104	A	Marshall	6	9
11	A	Virginia	8	5						104	A	Marshall	9	3
13	A	Baylor	3	6						104	A	Marshall	4	5
13	A	Baylor	3	7						114	A	Virginia Tech	3	8
13	A	Baylor	6	21						128	A	St. Bonaventure	2	7
										128	H	St. Bonaventure	2	1
										128	H	St. Bonaventure	1	5
										155	N	Canisius	0	8
										163	H	Fairfield	6	5
										163	H	Fairfield	11	7
										163	H	Fairfield	1	4
										214	A	Monmouth	6	8
										214	A	Monmouth	5	6
										214	A	Monmouth	6	4
										217	H	Buffalo	22	15
										239	H	Quinnipiac	17	8
										239	H	Quinnipiac	2	1
										239	H	Quinnipiac	10	2
										243	H	Siena	3	12
										243	H	Siena	3	5
										243	H	Siena	7	4
										246	A	Rider	1	2
										246	A	Rider	5	6
										246	A	Rider	1	2
										254	A	Manhattan	2	4
										254	A	Manhattan	10	2
										254	A	Manhattan	5	6
LAST 10 GAMES														
243	H	Siena	3	5	291	A	Lafayette	7	8	246	A	Rider	5	6
243	H	Siena	3	12	163	H	Fairfield	1	4	246	A	Rider	1	2
243	H	Siena	7	4	163	H	Fairfield	11	7	254	A	Manhattan	2	4
217	H	Buffalo	22	15	163	H	Fairfield	6	5	254	A	Manhattan	10	2
291	A	Lafayette	14	5	155	N	Canisius	0	8	254	A	Manhattan	5	6

Non-Div. I Games:

Niagara

RPI	S	Opponent	Score	
260	A	Norfolk St.	9	0
260	A	Norfolk St.	6	1
260	A	Norfolk St.	4	0
271	A	Bowling Green	3	2
271	A	Bowling Green	3	1
280	N	La Salle	8	5
280	N	La Salle	9	0
291	A	Lafayette	14	5
291	A	Lafayette	7	8
299	H	Saint Peter's	8	1
299	H	Saint Peter's	3	2
299	H	Saint Peter's	7	0

Niagara

N
i
a
g
a
r
a

N
i
a
g
a
r
a

Average RPI Win: 210		WON-LOST	WINNING	LAST 10	STRENGTH OF	OPP. STRENGTH	TEAM	ADJ	CONF.	ADJ CONF.							
Average RPI Loss: 147		RECORD	PCT. RANK	GAMES	SCHEDULE	OF SCHEDULE	RPI	RPI	RPI	RPI							
DIV. I ONLY		17-26-0	.39535	233	4-6-0	177	255	215	.46943	214	26	26					
DIV. I NON-CONF.		8-15-0	.34783	242	2-1-0	215	184	230	.46205	229	25	25					
<hr/>																	
TOTALS		RPI 1-25		RPI 26-50		W-L RECORDS		RPI 51-100		RPI 101-150		RPI 150+					
17-26-0		0-1-0		0-0-0		OVERALL		0-5-0		3-6-0		14-14-0					
10-3-0		0-0-0		0-0-0		HOME		0-0-0		1-2-0		9-1-0					
7-20-0		0-1-0		0-0-0		AWAY		0-3-0		2-3-0		5-13-0					
0-3-0		0-0-0		0-0-0		NEUTRAL		0-2-0		0-1-0		0-0-0					
<hr/>																	
8-15-0		0-1-0		0-0-0		NON-CONFERENCE		0-5-0		2-4-0		6-5-0					
4-0-0		0-0-0		0-0-0		HOME		0-0-0		0-0-0		4-0-0					
4-12-0		0-1-0		0-0-		AWAY		0-3-0		2-3-0		2-5-0					
0-3-0		0-0-0		0-0-0		NEUTRAL		0-2-0		0-1-0		0-0-0					
<hr/>																	
9-11-0		0-0-0		0-0-0		CONFERENCE		0-0-0		1-2-0		8-9-0					
6-3-0		0-0-0		0-0-0		HOME		0-0-0		1-2-0		5-1-0					
3-8-0		0-0-0		0-0-0		AWAY		0-0-0		0-0-0		3-8-0					
0-0-0		0-0-0		0-0-0		NEUTRAL		0-0-0		0-0-0		0-0-0					
<hr/>																	
RPI	S	Opponent		Score		RPI	S	Opponent		Score		RPI	S	Opponent		Score	
11	A	Virginia		0 10								101	A	Rutgers		4 6	
												73	A	Fla. Atlantic		1 6	
												73	A	Fla. Atlantic		5 16	
												73	A	Fla. Atlantic		10 12	
												97	N	Notre Dame		0 4	
												127	A	Columbia		17 12	
												130	H	Marist		4 5	
												130	H	Marist		7 2	
												130	H	Marist		1 7	
												136	A	Furman		4 2	
												136	A	Furman		5 12	
												136	A	Furman		6 10	
												152	A	Wofford		4 16	
												152	A	Wofford		6 4	
												155	A	Canisius		10 11	
												155	A	Canisius		17 6	
												155	A	Canisius		3 4	
												163	A	Fairfield		2 9	
												163	A	Fairfield		9 15	
												163	A	Fairfield		6 7	
												177	A	George Washington		3 1	
												177	A	George Washington		0 12	
												177	A	George Washington		0 4	
												181	H	Princeton		8 4	
												182	A	Albany (NY)		3 4	
												213	H	Niagara		4 6	
												213	H	Niagara		6 5	
												213	H	Niagara		8 6	
												239	H	Quinnipiac		17 7	
												239	H	Quinnipiac		9 4	
<hr/>																	
LAST 10 GAMES																	

Non-Div. I Games:

Monmouth

RPI	S	Opponent	Score	
239	H	Quinnipiac	12	0
243	A	Siena	5	6
243	A	Siena	11	0
243	A	Siena	4	5
246	A	Rider	8	0
246	A	Rider	4	11
253	A	USC Upstate	5	14
291	H	Lafayette	5	4
296	H	NYIT	10	4
296	H	NYIT	7	1

M
o
n
m
o
u
t
h

M
o
n
m
o
u
t
h

Monmouth

Average RPI Win: 164		WON-LOST	WINNING	LAST 10	STRENGTH OF		OPP. STRENGTH	TEAM	ADJ	CONF.	ADJ CONF.
Average RPI Loss: 126		RECORD	PCT. RANK	GAMES	SCHEDULE		OF SCHEDULE	RPI	RPI	RPI	RPI
DIV. I ONLY		20-31-0	.39216	235	5-5-0		162	113	217	.46867	215
DIV. I NON-CONF.		12-12-0	.5	144	2-1-0		137	130	157	.49751	157
TOTALS		RPI 1-25	RPI 26-50		W-L RECORDS		RPI 51-100		RPI 101-150		RPI 150+
20-31-0		0-1-0	1-8-0		OVERALL		4-7-0		4-1-0		11-14-0
12-12-0		0-1-0	0-4-0		HOME		2-3-0		4-1-0		6-3-0
6-17-0		0-0-0	1-4-0		AWAY		2-4-0		0-0-0		3-9-0
2-2-0		0-0-0	0-0-0		NEUTRAL		0-0-0		0-0-0		2-2-0
12-12-0		0-1-0	1-2-0		NON-CONFERENCE		3-5-0		2-0-0		6-4-0
7-5-0		0-1-0	0-1-0		HOME		1-1-0		2-0-0		4-2-0
3-5-0		0-0-0	1-0-		AWAY		2-4-0		0-0-0		0-0-0
2-2-0		0-0-0	0-0-0		NEUTRAL		0-0-0		0-0-0		2-2-0
8-19-0		0-0-0	0-6-0		CONFERENCE		1-2-0		2-1-0		5-10-0
5-7-0		0-0-0	0-3-0		HOME		1-2-0		2-1-0		2-1-0
3-12-0		0-0-0	0-3-0		AWAY		0-0-0		0-0-0		3-9-0
0-0-0		0-0-0	0-0-0		NEUTRAL		0-0-0		0-0-0		0-0-0
RPI S	Opponent	Score	RPI S	Opponent	Score	RPI S	Opponent	Score	RPI S	Opponent	Score
17 H	Oklahoma	4 5	32 A	Ole Miss	2 0	64 A	Georgia Tech	5 12	104 H	Marshall	8 3
			32 A	Ole Miss	0 1	64 H	Georgia Tech	0 7	111 H	Troy	3 5
			38 A	South Ala.	6 16	69 H	BYU	3 2	111 H	Troy	9 3
			38 A	South Ala.	0 7	75 A	Minnesota	1 9	111 H	Troy	3 2
			38 A	South Ala.	9 19	75 A	Minnesota	7 5	136 H	Furman	5 0
			46 H	Coastal Caro.	0 4	80 A	Jacksonville	2 7	162 H	Kennesaw St.	7 10
			46 H	Coastal Caro.	5 8	80 A	Jacksonville	5 2	180 A	Appalachian St.	8 6
			46 H	Coastal Caro.	0 17	80 A	Jacksonville	8 9	180 A	Appalachian St.	1 6
			48 H	Mercer	4 11	90 H	UT Arlington	1 7	180 A	Appalachian St.	1 13
						90 H	UT Arlington	2 1	183 A	Texas St.	11 7
						90 H	UT Arlington	7 10	183 A	Texas St.	9 10
									183 A	Texas St.	11 8
									186 A	Arkansas St.	2 4
									186 A	Arkansas St.	5 10
									186 A	Arkansas St.	1 14
									207 A	Little Rock	4 6
									207 A	Little Rock	1 16
									207 A	Little Rock	3 8
									227 H	Northern Ky.	12 4
									227 H	Northern Ky.	10 6
									227 H	Northern Ky.	7 8
									234 H	Western Mich.	6 4
									238 N	Army West Point	5 2
									238 N	Army West Point	3 0
									240 H	La.-Monroe	6 1
									240 H	La.-Monroe	3 4
									240 H	La.-Monroe	4 3
LAST 10 GAMES			207 A	Little Rock	1 16	183 A	Texas St.	9 10			
			207 A	Little Rock	4 6	183 A	Texas St.	11 7			
			207 A	Little Rock	3 8	75 A	Minnesota	7 5			
			287 H	Savannah St.	3 0	75 A	Minnesota	1 9			
			183 A	Texas St.	11 8	240 H	La.-Monroe	6 1			

Non-Div. I Games:

Georgia St.

RPI	S	Opponent	Score	
271	N	Bowling Green	3	6
271	N	Bowling Green	1	4
287	H	Savannah St.	3	0

Georgia St.

G
e
o
r
g
i
a
S
t
.

G
e
o
r
g
i
a
S
t
.

Average RPI Win: 153		WON-LOST	WINNING	LAST 10	STRENGTH OF		OPP. STRENGTH	TEAM	ADJ	CONF.	ADJ CONF.
Average RPI Loss: 126		RECORD	PCT. RANK	GAMES	SCHEDULE		OF SCHEDULE	RPI	RPI	RPI	RPI
DIV. I ONLY		13-24-0	.35135	251	3-7-0		107	202	218	.46856	216
DIV. I NON-CONF.		7-10-0	.41176	207	1-1-0		43	233	156	.49802	156
TOTALS		RPI 1-25	RPI 26-50		W-L RECORDS		RPI 51-100		RPI 101-150		RPI 150+
13-24-0	0-0-0	0-3-0		OVERALL		1-4-0		6-9-0		6-8-0	
8-10-0	0-0-0	0-0-0		HOME		0-2-0		3-3-0		5-5-0	
5-14-0	0-0-0	0-3-0		AWAY		1-2-0		3-6-0		1-3-0	
0-0-0	0-0-0	0-0-0		NEUTRAL		0-0-0		0-0-0		0-0-0	
7-10-0	0-0-0	0-3-0		NON-CONFERENCE		0-1-0		3-4-0		4-2-0	
6-2-0	0-0-0	0-0-0		HOME		0-0-0		3-1-0		3-1-0	
1-8-0	0-0-0	0-0-		AWAY		0-1-0		0-3-0		1-1-0	
0-0-0	0-0-0	0-0-0		NEUTRAL		0-0-0		0-0-0		0-0-0	
6-14-0	0-0-0	0-0-0		CONFERENCE		1-3-0		3-5-0		2-6-0	
2-8-0	0-0-0	0-0-0		HOME		0-2-0		0-2-0		2-4-0	
4-6-0	0-0-0	0-0-0		AWAY		1-1-0		3-3-0		0-2-0	
0-0-0	0-0-0	0-0-0		NEUTRAL		0-0-0		0-0-0		0-0-0	
RPI S	Opponent	Score	RPI S	Opponent	Score	RPI S	Opponent	Score	RPI S	Opponent	Score
35 A	Texas A&M	4 6	53 A	Rhode Island	2 5	115 A	Cornell	8 1	115 A	Cornell	7 4
35 A	Texas A&M	1 5	62 A	Yale	2 10	119 A	Dartmouth	1 5	119 A	Dartmouth	1 7
35 A	Texas A&M	2 3	62 A	Yale	12 1	119 A	Dartmouth	1 3	119 A	Dartmouth	9 8
			62 H	Yale	4 5	127 H	Columbia	1 3	127 H	Columbia	5 9
			62 H	Yale	4 5	140 A	Nicholls St.	1 3	140 A	Nicholls St.	3 4
						140 A	Nicholls St.	1 4	140 A	Nicholls St.	4 3
						144 H	Bryant	4 3	144 H	Bryant	5 4
						144 H	Bryant	2 7	144 H	Bryant	5 3
						144 H	Bryant	5 3	181 A	Princeton	5 11
						181 A	Princeton	2 3	182 H	Albany (NY)	13 5
						185 A	UMass Lowell	0 3	185 A	UMass Lowell	8 7
						185 A	UMass Lowell	8 7	187 H	Harvard	6 7
						187 H	Harvard	2 3	187 H	Harvard	7 3
						187 H	Harvard	7 3	187 H	Harvard	3 4
						185 A	UMass Lowell	8 7	192 H	Penn	8 6
						185 A	UMass Lowell	0 3	192 H	Penn	2 4
						203 H	Georgetown	2 3			
LAST 10 GAMES			LAST 10 GAMES			LAST 10 GAMES			LAST 10 GAMES		
62 H	Yale	4 5	187 H	Harvard	6 7	187 H	Harvard	7 3	187 H	Harvard	3 4
62 H	Yale	4 5	187 H	Harvard	2 3	187 H	Harvard	7 3	192 H	Penn	8 6
62 A	Yale	12 1	187 H	Harvard	7 3	192 H	Penn	8 6	192 H	Penn	2 4
62 A	Yale	2 10	185 A	UMass Lowell	8 7	192 H	Penn	2 4	203 H	Georgetown	2 3
187 H	Harvard	3 4	185 A	UMass Lowell	0 3	203 H	Georgetown	2 3			

Non-Div. I Games:

Brown

RPI	S	Opponent	Score	
203	H	Georgetown	11	10
203	H	Georgetown	2	0

Brown

B
r
o
w
n

B
r
o
w
n

Buffalo

RPI	S	Opponent	Score	
226	A	James Madison	13	8
226	A	James Madison	4	9
226	A	James Madison	6	14
252	A	UTRGV	4	5
252	A	UTRGV	1	8
252	A	UTRGV	2	4
252	A	UTRGV	4	6
258	H	Northern Ill.	3	1
258	H	Northern Ill.	1	2
258	H	Northern Ill.	6	3

Buffalo

B
u
f
f
a
l
o

B
u
f
f
a
l
o

Average RPI Win: 236		WON-LOST RECORD		WINNING PCT. RANK		LAST 10 GAMES		STRENGTH OF SCHEDULE		OPP. STRENGTH OF SCHEDULE		TEAM RPI		ADJ RPI		CONF. RPI		ADJ CONF. RPI					
DIV. I ONLY		24-23-0		.51064 138		6-2-0		228		248		220		.46822 218		22		22					
DIV. I NON-CONF.		15-12-0		.55556 112		4-0-0		224		276		189		.48331 188		24		24					
TOTALS		RPI 1-25		RPI 26-50		W-L RECORDS		RPI 51-100		RPI 101-150		RPI 150+											
24-23-0		0-3-0		0-0-0		OVERALL		1-6-0		0-4-0		23-10-0											
18-8-0		0-0-0		0-0-0		HOME		0-1-0		0-4-0		18-3-0											
5-12-0		0-3-0		0-0-0		AWAY		1-5-0		0-0-0		4-4-0											
1-3-0		0-0-0		0-0-0		NEUTRAL		0-0-0		0-0-0		1-3-0											
15-12-0		0-3-0		0-0-0		NON-CONFERENCE		1-3-0		0-1-0		14-5-0											
11-3-0		0-0-0		0-0-0		HOME		0-1-0		0-1-0		11-1-0											
3-6-0		0-3-0		0-0-		AWAY		1-2-0		0-0-0		2-1-0											
1-3-0		0-0-0		0-0-0		NEUTRAL		0-0-0		0-0-0		1-3-0											
9-11-0		0-0-0		0-0-0		CONFERENCE		0-3-0		0-3-0		9-5-0											
7-5-0		0-0-0		0-0-0		HOME		0-0-0		0-3-0		7-2-0											
2-6-0		0-0-0		0-0-0		AWAY		0-3-0		0-0-0		2-3-0											
0-0-0		0-0-0		0-0-0		NEUTRAL		0-0-0		0-0-0		0-0-0											
RPI	S	Opponent		Score		RPI	S	Opponent		Score		RPI	S	Opponent		Score							
21	A	Long Beach St.		0	6			53	A	Rhode Island		3	5	108	H	VCU		3	4				
21	A	Long Beach St.		1	7			53	A	Rhode Island		2	7	108	H	VCU		0	3				
21	A	Long Beach St.		4	8			53	A	Rhode Island		3	7	108	H	VCU		2	3				
								62	H	Yale		4	8	127	H	Columbia		1	6				
								99	A	Houston Baptist		5	13	155	N	Canisius		1	2				
								99	A	Houston Baptist		4	3	155	N	Canisius		0	4				
								99	A	Houston Baptist		6	7	155	N	Canisius		3	5				
													155	N	Canisius		6	5					
													161	A	Saint Louis		7	1					
													161	A	Saint Louis		0	10					
													163	A	Fairfield		3	6					
													182	H	Albany (NY)		7	3					
													184	A	George Mason		4	8					
													184	A	George Mason		0	2					
													184	A	George Mason		6	5					
													235	H	LIU Brooklyn		11	7					
													235	H	LIU Brooklyn		5	3					
													235	H	LIU Brooklyn		5	2					
													237	H	Saint Joseph's		5	0					
													237	H	Saint Joseph's		2	1					
													237	H	Saint Joseph's		4	3					
													243	A	Siena		11	3					
													254	H	Manhattan		8	4					
													254	H	Manhattan		2	4					
													257	H	Sacred Heart		1	0					
													257	H	Sacred Heart		8	1					
													257	H	Sacred Heart		2	1					
LAST 10 GAMES																							
262	H	Massachusetts		5	4	235	H	LIU Brooklyn		5	3	254	H	Manhattan		7	4	257	H	Sacred Heart		1	0
262	H	Massachusetts		10	2	266	A	Hofstra		7	4	254	H	Manhattan		3	7	257	H	Sacred Heart		8	1
262	H	Massachusetts		0	3	53	A	Rhode Island		3	7	257	H	Sacred Heart		3	5	257	H	Sacred Heart		2	1
235	H	LIU Brooklyn		5	2	53	A	Rhode Island		3	5	257	H	Sacred Heart		2	7	257	H	Sacred Heart		2	1
235	H	LIU Brooklyn		11	7	53	A	Rhode Island		2	7	257	H	Sacred Heart		2	7	257	H	Sacred Heart		2	1

Non-Div. I Games:

Fordham

Fordham

Average RPI Win:	211	WON-LOST	WINNING	LAST 10	STRENGTH OF	OPP. STRENGTH	TEAM	ADJ	CONF.	ADJ CONF.	
Average RPI Loss:	164	RECORD	PCT. RANK	GAMES	SCHEDULE	OF SCHEDULE	RPI	RPI	RPI	RPI	
DIV. I ONLY	21-25-0	.45652	187	5-5-0	220	253	221	.46816	219	28	28
DIV. I NON-CONF.	7-17-0	.29167	254	0-1-0	174	81	238	.45548	238	30	30
<hr/>											
TOTALS	RPI 1-25	RPI 26-50		W-L RECORDS		RPI 51-100		RPI 101-150		RPI 150+	
21-25-0	0-0-0	0-3-0		OVERALL		2-3-0		3-6-0		16-13-0	
10-6-0	0-0-0	0-0-0		HOME		0-0-0		1-1-0		9-5-0	
7-14-0	0-0-0	0-3-0		AWAY		1-0-0		2-5-0		4-6-0	
4-5-0	0-0-0	0-0-0		NEUTRAL		1-3-0		0-0-0		3-2-0	
<hr/>											
7-17-0	0-0-0	0-3-0		NON-CONFERENCE		2-3-0		3-6-0		2-5-0	
2-2-0	0-0-0	0-0-0		HOME		0-0-0		1-1-0		1-1-0	
3-10-0	0-0-0	0-0-		AWAY		1-0-0		2-5-0		0-2-0	
2-5-0	0-0-0	0-0-0		NEUTRAL		1-3-0		0-0-0		1-2-0	
<hr/>											
14-8-0	0-0-0	0-0-0		CONFERENCE		0-0-0		0-0-0		14-8-0	
8-4-0	0-0-0	0-0-0		HOME		0-0-0		0-0-0		8-4-0	
4-4-0	0-0-0	0-0-0		AWAY		0-0-0		0-0-0		4-4-0	
2-0-0	0-0-0	0-0-0		NEUTRAL		0-0-0		0-0-0		2-0-0	
<hr/>											
RPI S	Opponent	Score	RPI S	Opponent	Score	RPI S	Opponent	Score	RPI S	Opponent	Score
			45 A	Auburn	0 7	53 A	Rhode Island	7 3	105 A	Southern California	6 4
			45 A	Auburn	4 13	62 N	Yale	0 4	105 A	Southern California	3 6
			45 A	Auburn	0 4	62 N	Yale	1 7	105 A	Southern California	2 5
						62 N	Yale	3 4	119 H	Dartmouth	5 2
						62 N	Yale	8 7	130 H	Marist	2 6
									138 A	UC Riverside	5 4
									138 A	UC Riverside	6 14
									138 A	UC Riverside	2 5
									138 A	UC Riverside	8 9
									156 N	Central Conn. St.	2 3
									160 A	Hartford	6 7
									173 A	CSUN	5 10
									200 H	Navy	1 6
									200 H	Navy	8 7
									200 H	Navy	6 3
									200 H	Navy	8 11
									229 H	Bucknell	14 6
									229 H	Bucknell	11 2
									229 H	Bucknell	5 3
									229 H	Bucknell	5 11
									238 A	Army West Point	6 1
									238 A	Army West Point	2 0
									238 A	Army West Point	2 9
									238 A	Army West Point	16 1
									238 N	Army West Point	8 2
									238 N	Army West Point	5 4
									243 H	Siena	3 8
LAST 10 GAMES			LAST 10 GAMES			LAST 10 GAMES			LAST 10 GAMES		
			238 N	Army West Point	5 4	291 A	Lafayette	8 7	238 A	Army West Point	2 9
			238 N	Army West Point	8 2	291 A	Lafayette	7 8	238 A	Army West Point	16 1
			130 H	Marist	2 6	229 H	Bucknell	14 6	238 N	Army West Point	8 2
			291 A	Lafayette	9 10	229 H	Bucknell	11 2	238 N	Army West Point	5 4
			291 A	Lafayette	7 10	229 H	Bucknell	5 11	243 H	Siena	3 8

Non-Div. I Games:

Holy Cross

RPI	S	Opponent	Score	
262	H	Massachusetts	15	5
270	N	Wagner	3	2
270	N	Wagner	2	6
283	H	Lehigh	1	0
283	H	Lehigh	0	2
283	H	Lehigh	7	3
283	H	Lehigh	8	1
291	A	Lafayette	9	10
291	A	Lafayette	7	10
291	A	Lafayette	8	7
291	A	Lafayette	7	8

Holy Cross

H
O
L
Y
C
R
O
S
S

H
O
L
Y
C
R
O
S
S

Average RPI Win:	215	WON-LOST RECORD	WINNING PCT. RANK	LAST 10 GAMES	STRENGTH OF SCHEDULE	OPP. STRENGTH OF SCHEDULE	TEAM RPI	ADJ RPI	CONF. RPI	ADJ CONF. RPI									
DIV. I ONLY		21-26-0	.44681	197	4-5-0	190	229	216	.46816	219	17	17							
DIV. I NON-CONF.		10-10-0	.5	144	1-1-0	251	274	216	.46795	218	20	20							
<hr/>																			
TOTALS	RPI 1-25	RPI 26-50		W-L RECORDS		RPI 51-100		RPI 101-150		RPI 150+									
21-26-0	0-2-0	0-0-0		OVERALL		1-7-0		3-7-0		17-10-0									
13-10-0	0-0-0	0-0-0		HOME		1-5-0		3-0-0		9-5-0									
8-13-0	0-2-0	0-0-0		AWAY		0-0-0		0-7-0		8-4-0									
0-3-0	0-0-0	0-0-0		NEUTRAL		0-2-0		0-0-0		0-1-0									
<hr/>																			
10-10-0	0-2-0	0-0-0		NON-CONFERENCE		0-2-0		0-4-0		10-2-0									
7-1-0	0-0-0	0-0-0		HOME		0-0-0		0-0-0		7-1-0									
3-6-0	0-2-0	0-0-		AWAY		0-0-0		0-4-0		3-0-0									
0-3-0	0-0-0	0-0-0		NEUTRAL		0-2-0		0-0-0		0-1-0									
<hr/>																			
11-16-0	0-0-0	0-0-0		CONFERENCE		1-5-0		3-3-0		7-8-0									
6-9-0	0-0-0	0-0-0		HOME		1-5-0		3-0-0		2-4-0									
5-7-0	0-0-0	0-0-0		AWAY		0-0-0		0-3-0		5-4-0									
0-0-0	0-0-0	0-0-0		NEUTRAL		0-0-0		0-0-0		0-0-0									
<hr/>																			
RPI	S	Opponent	Score		RPI	S	Opponent	Score		RPI	S	Opponent	Score						
7	A	Kentucky	0	8						103	A	Wright St.	5	12					
22	A	Vanderbilt	0	11						94	N	Memphis	6	7					
										95	H	Tennessee Tech	3	4					
										95	H	Tennessee Tech	6	14					
										95	H	Tennessee Tech	6	9					
										100	H	Jacksonville St.	4	5					
										100	H	Jacksonville St.	5	8					
										100	H	Jacksonville St.	7	2					
															136	A	Furman	3	11
															141	A	Southeast Mo. St.	4	13
															141	A	Southeast Mo. St.	1	14
															141	A	Southeast Mo. St.	4	5
															157	N	Presbyterian	2	3
															158	H	Belmont	5	8
															158	H	Belmont	6	8
															158	H	Belmont	7	4
															171	H	Austin Peay	5	8
										171	H	Austin Peay	4	19					
										171	H	Austin Peay	10	8					
										202	A	Eastern Ill.	8	9					
										202	A	Eastern Ill.	15	3					
										202	A	Eastern Ill.	17	14					
										205	A	Lipscomb	7	3					
										217	H	Buffalo	4	3					
										217	H	Buffalo	2	10					
										217	H	Buffalo	14	0					
										230	A	SIUE	3	1					
										230	A	SIUE	3	2					
										230	A	SIUE	9	5					
<hr/>																			
Non-Div. I Games:	Union (TN)		9	2	Union (TN)		6	12	Bethel (TN)		19	13	Christian Bros.		9	8			
													UT Martin						

RPI	S	Opponent	Score	
232	A	Eastern Ky.	3	11
232	A	Eastern Ky.	2	3
232	A	Eastern Ky.	0	3
263	A	Evansville	12	4
263	H	Evansville	9	8
284	H	Ark.-Pine Bluff	10	8
284	H	Ark.-Pine Bluff	4	2
284	H	Ark.-Pine Bluff	7	1
295	A	Alabama A&M	6	0
295	H	Alabama A&M	12	2

UT Martin

U
T
M
a
r
t
i
n

U
T
M
a
r
t
i
n

Average RPI Win:		217	WON-LOST		WINNING		LAST 10		STRENGTH OF		OPP. STRENGTH		TEAM		ADJ		CONF.		ADJ CONF.					
Average RPI Loss:		115	RECORD		PCT. RANK		GAMES		SCHEDULE		OF SCHEDULE		RPI		RPI		RPI		RPI					
DIV. I ONLY			21-32-0		.39623		231		3-7-0		165		195		222		.46695		221		23		23	
DIV. I NON-CONF.			14-18-0		.4375		190		0-2-0		107		128		165		.49402		165		19		19	
TOTALS		RPI 1-25		RPI 26-50		W-L RECORDS		RPI 51-100		RPI 101-150		RPI 150+												
21-32-0		0-11-0		0-0-0		OVERALL		1-4-0		4-5-0		16-12-0												
13-11-0		0-0-0		0-0-0		HOME		0-1-0		2-1-0		11-9-0												
6-21-0		0-11-0		0-0-0		AWAY		1-3-0		0-4-0		5-3-0												
2-0-0		0-0-0		0-0-0		NEUTRAL		0-0-0		2-0-0		0-0-0												
14-18-0		0-11-0		0-0-0		NON-CONFERENCE		0-2-0		4-2-0		10-3-0												
10-5-0		0-0-0		0-0-0		HOME		0-1-0		2-1-0		8-3-0												
2-13-0		0-11-0		0-0-		AWAY		0-1-0		0-1-0		2-0-0												
2-0-0		0-0-0		0-0-0		NEUTRAL		0-0-0		2-0-0		0-0-0												
7-14-0		0-0-0		0-0-0		CONFERENCE		1-2-0		0-3-0		6-9-0												
3-6-0		0-0-0		0-0-0		HOME		0-0-0		0-0-0		3-6-0												
4-8-0		0-0-0		0-0-0		AWAY		1-2-0		0-3-0		3-3-0												
0-0-0		0-0-0		0-0-0		NEUTRAL		0-0-0		0-0-0		0-0-0												
RPI	S	Opponent		Score		RPI	S	Opponent		Score		RPI	S	Opponent		Score								
3	A	Louisville		5	6					70	A	Kent St.	1	2	103	N	Wright St.	4	3					
7	A	Kentucky		2	14					70	A	Kent St.	1	5	106	A	Xavier	4	9					
7	A	Kentucky		3	16					70	A	Kent St.	2	1	106	H	Xavier	7	0					
7	A	Kentucky		4	6					82	A	Cincinnati	0	1	106	N	Xavier	12	6					
18	A	Arkansas		0	7					82	H	Cincinnati	6	8	122	A	Central Mich.	4	6					
18	A	Arkansas		1	5										122	A	Central Mich.	1	5					
18	A	Arkansas		1	11										122	A	Central Mich.	7	13					
19	A	South Fla.		2	11										125	H	Morehead St.	8	0					
19	A	South Fla.		2	7										137	H	Butler	4	8					
19	A	South Fla.		1	5										187	H	Eastern Mich.	6	2					
19	A	South Fla.		2	3										187	H	Eastern Mich.	5	7					
															187	H	Eastern Mich.	6	10					
															189	H	ETSU	1	2					
															189	H	ETSU	0	14					
															189	H	ETSU	4	2					
															217	H	Buffalo	5	3					
															217	H	Buffalo	0	1					
															217	H	Buffalo	5	6					
															223	A	Ohio	2	3					
															223	A	Ohio	3	1					
															223	A	Ohio	5	9					
															227	A	Northern Ky.	5	4					
															227	H	Northern Ky.	3	6					
															234	H	Western Mich.	4	3					
															234	H	Western Mich.	0	4					
															234	H	Western Mich.	4	8					
															268	A	Dayton	16	9					
LAST 10 GAMES																								
						70	A	Kent St.	2	1	217	H	Buffalo	5	6	227	H	Northern Ky.	3	6				
						70	A	Kent St.	1	5	137	H	Butler	4	8	234	H	Western Mich.	4	3				
						70	A	Kent St.	1	2	3	A	Louisville	5	6	234	H	Western Mich.	0	4				
						217	H	Buffalo	0	1	271	A	Bowling Green	1	3	234	H	Western Mich.	4	8				
						217	H	Buffalo	5	3	271	A	Bowling Green	9	6	268	A	Dayton	16	9				

Non-Div. I Games:

Miami (OH)

RPI	S	Opponent	Score	
268	H	Dayton	7	6
271	A	Bowling Green	9	6
271	A	Bowling Green	1	3
271	A	Bowling Green	10	4
280	H	La Salle	7	1
280	H	La Salle	15	2
280	H	La Salle	3	2
281	H	Illinois St.	8	6
281	H	Illinois St.	8	7
281	H	Illinois St.	9	4

Miami (OH)

M
i
a
m
i
(
O
H
)

M
i
a
m
i
(
O
H
)

Toledo

Average RPI Win: 208		WON-LOST	WINNING	LAST 10	STRENGTH OF		OPP. STRENGTH	TEAM	ADJ	CONF.	ADJ CONF.
Average RPI Loss: 114		RECORD	PCT. RANK	GAMES	SCHEDULE		OF SCHEDULE	RPI	RPI	RPI	RPI
DIV. I ONLY		15-36-0	.29412	275	1-9-0		85	208	223	.4669	222
DIV. I NON-CONF.		7-23-0	.23333	270	0-4-0		11	171	161	.49567	161
TOTALS		RPI 1-25	RPI 26-50		W-L RECORDS		RPI 51-100		RPI 101-150		RPI 150+
15-36-0	0-6-0	0-3-0		OVERALL		1-12-0		2-4-0		12-11-0	
7-7-0	0-0-0	0-0-0		HOME		0-0-0		1-2-0		6-5-0	
6-25-0	0-6-0	0-1-0		AWAY		1-11-0		1-2-0		4-5-0	
2-4-0	0-0-0	0-2-0		NEUTRAL		0-1-0		0-0-0		2-1-0	
7-23-0	0-6-0	0-3-0		NON-CONFERENCE		1-9-0		1-2-0		5-3-0	
1-1-0	0-0-0	0-0-0		HOME		0-0-0		0-0-0		1-1-0	
4-18-0	0-6-0	0-0-0		AWAY		1-8-0		1-2-0		2-1-0	
2-4-0	0-0-0	0-2-0		NEUTRAL		0-1-0		0-0-0		2-1-0	
8-13-0	0-0-0	0-0-0		CONFERENCE		0-3-0		1-2-0		7-8-0	
6-6-0	0-0-0	0-0-0		HOME		0-0-0		1-2-0		5-4-0	
2-7-0	0-0-0	0-0-0		AWAY		0-3-0		0-0-0		2-4-0	
0-0-0	0-0-0	0-0-0		NEUTRAL		0-0-0		0-0-0		0-0-0	
RPI S	Opponent	Score	RPI S	Opponent	Score	RPI S	Opponent	Score	RPI S	Opponent	Score
3 A	Louisville	1 11	31 A	Michigan	0 12	70 A	Kent St.	1 10	103 A	Wright St.	2 4
3 A	Louisville	4 5	50 N	Binghamton	3 7	70 A	Kent St.	2 3	122 H	Central Mich.	11 7
3 A	Louisville	2 17	50 N	Binghamton	3 9	70 A	Kent St.	0 1	122 H	Central Mich.	0 15
19 A	South Fla.	3 12				73 A	Fla. Atlantic	8 11	122 H	Central Mich.	1 4
19 A	South Fla.	3 4				73 A	Fla. Atlantic	6 4	135 A	Illinois	5 11
19 A	South Fla.	3 6				73 A	Fla. Atlantic	3 10	135 A	Illinois	10 4
						81 A	Michigan St.	1 11	154 A	Ball St.	6 7
						87 N	Boston College	5 6	154 A	Ball St.	3 5
						95 A	Tennessee Tech	5 7	154 A	Ball St.	5 10
						95 A	Tennessee Tech	0 10	178 N	Northeastern	2 9
						95 A	Tennessee Tech	2 10	190 N	Southern Ill.	10 2
						95 A	Tennessee Tech	0 2	190 N	Southern Ill.	8 7
						97 A	Notre Dame	3 8	217 H	Buffalo	4 3
									217 H	Buffalo	7 6
									217 H	Buffalo	21 20
									233 H	Oakland	8 5
									234 H	Western Mich.	1 4
									234 H	Western Mich.	9 8
									234 H	Western Mich.	1 0
									251 A	Richmond	9 15
									251 A	Richmond	6 4
									258 H	Northern Ill.	4 7
									258 H	Northern Ill.	2 16
									258 H	Northern Ill.	3 9
									268 A	Dayton	11 7
									268 H	Dayton	1 4
									271 A	Bowling Green	20 4
			LAST 10 GAMES								
			122 H	Central Mich.	0 15	154 A	Ball St.	3 5	258 H	Northern Ill.	2 16
			122 H	Central Mich.	11 7	154 A	Ball St.	5 10	258 H	Northern Ill.	3 9
			122 H	Central Mich.	1 4	3 A	Louisville	2 17	268 A	Dayton	11 7
			268 H	Dayton	1 4	3 A	Louisville	1 11	268 H	Dayton	1 4
			154 A	Ball St.	6 7	3 A	Louisville	4 5	271 A	Bowling Green	20 4

Non-Div. I Games:

Toledo

RPI	S	Opponent	Score	
271	A	Bowling Green	8	4
271	A	Bowling Green	4	5

Toledo

Ohio

Ohio

RPI	S	Opponent	Score	
221	H	Miami (OH)	9	5
221	H	Miami (OH)	3	2
230	N	SIUE	4	7
230	N	SIUE	6	4
230	N	SIUE	2	1
230	N	SIUE	1	2
234	A	Western Mich.	0	9
234	A	Western Mich.	17	13
234	A	Western Mich.	2	3
240	A	Western Ky.	4	5
240	A	Western Ky.	3	0
240	A	Western Ky.	3	0
243	H	Siena	6	4
243	H	Siena	2	4
243	H	Siena	7	4
268	H	Dayton	5	2
271	H	Bowling Green	4	5
271	H	Bowling Green	9	1
271	H	Bowling Green	9	4
272	A	Youngstown St.	6	5
280	N	La Salle	14	5
280	N	La Salle	10	2

Ohio

Average RPI Win:	262	WON-LOST	WINNING	LAST 10	STRENGTH OF	OPP. STRENGTH	TEAM	ADJ	CONF.	ADJ CONF.					
Average RPI Loss:	157	RECORD	PCT. RANK	GAMES	SCHEDULE	OF SCHEDULE	RPI	RPI	RPI	RPI					
DIV. I ONLY	28-15-1	.64773	47	6-3-1	293	281	209	.46429	224	31	31				
DIV. I NON-CONF.	4-10-1	.3	252	2-3-1	146	64	227	.45719	236	31	31				
<hr/>															
TOTALS	RPI 1-25	RPI 26-50		W-L RECORDS		RPI 51-100		RPI 101-150		RPI 150+					
28-15-1	0-0-0	0-0-0		OVERALL		0-4-0		2-5-1		26-6-0					
13-5-1	0-0-0	0-0-0		HOME		0-1-0		1-1-1		12-3-0					
13-9-0	0-0-0	0-0-0		AWAY		0-3-0		1-4-0		12-2-0					
2-1-0	0-0-0	0-0-0		NEUTRAL		0-0-0		0-0-0		2-1-0					
<hr/>															
4-10-1	0-0-0	0-0-0		NON-CONFERENCE		0-4-0		2-5-1		2-1-0					
1-3-1	0-0-0	0-0-0		HOME		0-1-0		1-1-1		0-1-0					
2-7-0	0-0-0	0-0-		AWAY		0-3-0		1-4-0		1-0-0					
1-0-0	0-0-0	0-0-0		NEUTRAL		0-0-0		0-0-0		1-0-0					
<hr/>															
24-5-0	0-0-0	0-0-0		CONFERENCE		0-0-0		0-0-0		24-5-0					
12-2-0	0-0-0	0-0-0		HOME		0-0-0		0-0-0		12-2-0					
11-2-0	0-0-0	0-0-0		AWAY		0-0-0		0-0-0		11-2-0					
1-1-0	0-0-0	0-0-0		NEUTRAL		0-0-0		0-0-0		1-1-0					
<hr/>															
RPI	S	Opponent	Score	RPI	S	Opponent	Score	RPI	S	Opponent	Score				
						55	A	FGCU	4	7	113	A	Florida A&M	9	7
						55	A	FGCU	1	5	113	A	Florida A&M	4	7
						55	A	FGCU	4	6	113	A	Florida A&M	3	4
						80	H	Jacksonville	1	7	123	A	New Orleans	2	16
						123	H	New Orleans	5	5					
						125	H	Morehead St.	10	5					
						125	H	Morehead St.	1	3					
						140	A	Nicholls St.	2	4					
						196	A	Alabama St.	16	1					
						196	A	Alabama St.	8	3					
						196	A	Alabama St.	4	2					
						196	H	Alabama St.	7	15					
						196	H	Alabama St.	4	1					
						196	H	Alabama St.	0	5					
						240	A	La.-Monroe	2	0					
						240	H	La.-Monroe	2	10					
						276	H	Texas Southern	11	1					
						276	H	Texas Southern	12	4					
						276	N	Texas Southern	15	0					
						282	N	Chicago St.	9	7					
286	A	Alcorn	13	2											
286	A	Alcorn	9	4											
286	A	Alcorn	6	9											
286	H	Alcorn	11	6											
286	H	Alcorn	16	4											
286	N	Alcorn	4	5											
292	A	Southern U.	8	13											
<hr/>															
Non-Div. I Games:		Rust	17	4	Concordia (AL)	12	1	Tougaloo	21	0	LeMoyne-Owen	14	1		
		LeMoyne-Owen	17	2	Rust	9	2	Tougaloo	8	4	Concordia (AL)	18	5		

RPI	S	Opponent	Score	
292	H	Southern U.	5	4
293	A	Mississippi Val.	5	3
293	A	Mississippi Val.	6	0
293	A	Mississippi Val.	3	2
293	H	Mississippi Val.	13	6
293	H	Mississippi Val.	9	8
293	H	Mississippi Val.	9	2
295	A	Alabama A&M	9	3
295	A	Alabama A&M	14	2
295	A	Alabama A&M	6	3
295	H	Alabama A&M	7	5
295	H	Alabama A&M	10	3
295	H	Alabama A&M	6	2

Jackson St.

J
a
c
k
s
o
n
S
t
.

J
a
c
k
s
o
n
S
t
.

[illegible]

Non-Div. I Games:

Northwestern St.

RPI	S	Opponent	Score	
293	H	Mississippi Val.	11	1
293	H	Mississippi Val.	14	0

Northwestern St.

N
o
r
t
h
w
e
s
t
e
r
n
s
t
.

N
o
r
t
h
w
e
s
t
e
r
n
s
t
.

[illegible]

Non-Div. I Games:

James Madison

RPI	S	Opponent	Score	
251	H	Richmond	9	7
253	A	USC Upstate	2	1
259	A	Longwood	4	3
259	H	Longwood	16	0
266	H	Hofstra	4	3
266	H	Hofstra	8	10
266	H	Hofstra	5	1
289	H	NJIT	9	8
289	H	NJIT	20	6
289	H	NJIT	14	2
289	H	NJIT	5	11
294	H	Coppin St.	16	2
294	H	Coppin St.	12	1

Average RPI Win: 203		WON-LOST	WINNING	LAST 10	STRENGTH OF		OPP. STRENGTH	TEAM	ADJ	CONF.	ADJ CONF.
Average RPI Loss: 178		RECORD	PCT. RANK	GAMES	SCHEDULE		OF SCHEDULE	RPI	RPI	RPI	RPI
DIV. I ONLY		20-30-0	.4	228	6-4-0		208	257	227	.46304	227
DIV. I NON-CONF.		6-17-0	.26087	262	0-0-0		259	202	257	.43899	257
TOTALS		RPI 1-25	RPI 26-50		W-L RECORDS		RPI 51-100		RPI 101-150		RPI 150+
20-30-0		0-1-0	0-0-0		OVERALL		1-2-0		3-7-0		16-20-0
10-7-0		0-0-0	0-0-0		HOME		0-0-0		2-3-0		8-4-0
10-23-0		0-1-0	0-0-0		AWAY		1-2-0		1-4-0		8-16-0
0-0-0		0-0-0	0-0-0		NEUTRAL		0-0-0		0-0-0		0-0-0
6-17-0		0-1-0	0-0-0		NON-CONFERENCE		1-2-0		0-0-0		5-14-0
0-2-0		0-0-0	0-0-0		HOME		0-0-0		0-0-0		0-2-0
6-15-0		0-1-0	0-0-		AWAY		1-2-0		0-0-0		5-12-0
0-0-0		0-0-0	0-0-0		NEUTRAL		0-0-0		0-0-0		0-0-0
14-13-0		0-0-0	0-0-0		CONFERENCE		0-0-0		3-7-0		11-6-0
10-5-0		0-0-0	0-0-0		HOME		0-0-0		2-3-0		8-2-0
4-8-0		0-0-0	0-0-0		AWAY		0-0-0		1-4-0		3-4-0
0-0-0		0-0-0	0-0-0		NEUTRAL		0-0-0		0-0-0		0-0-0
RPI S	Opponent	Score		RPI S	Opponent	Score		RPI S	Opponent	Score	
3 A	Louisville	4	6					82 A	Cincinnati	1	9
								82 A	Cincinnati	7	13
								82 A	Cincinnati	3	2
								103 A	Wright St.	13	10
								103 A	Wright St.	3	13
								103 H	Wright St.	3	7
								103 H	Wright St.	3	5
								103 H	Wright St.	7	2
								131 A	Ill.-Chicago	2	5
								131 A	Ill.-Chicago	2	7
								131 A	Ill.-Chicago	0	4
								131 H	Ill.-Chicago	6	2
								131 H	Ill.-Chicago	3	5
								151 A	Ohio St.	8	1
								170 A	Radford	10	5
								170 A	Radford	5	10
								170 A	Radford	3	7
								198 A	Valparaiso	18	7
								198 A	Valparaiso	7	8
								198 A	Valparaiso	9	10
								198 H	Valparaiso	4	17
								198 H	Valparaiso	14	5
								210 A	Campbell	5	8
								210 A	Campbell	5	12
								210 A	Campbell	5	3
								211 A	Sacramento St.	11	12
								211 A	Sacramento St.	0	10
								211 A	Sacramento St.	5	6
								211 A	Sacramento St.	0	2
								215 A	Georgia St.	4	12
LAST 10 GAMES				272 A	Youngstown St.	5	3	242 A	Milwaukee	0	15
				272 A	Youngstown St.	4	3	103 A	Wright St.	3	13
				233 H	Oakland	10	5	103 A	Wright St.	13	10
				233 H	Oakland	12	7	103 H	Wright St.	7	2
				242 A	Milwaukee	1	8	103 H	Wright St.	3	5

Non-Div. I Games: Miami-Hamilton 15 1

Northern Ky.

RPI	S	Opponent	Score	
215	A	Georgia St.	8	7
215	A	Georgia St.	6	10
221	A	Miami (OH)	6	3
221	H	Miami (OH)	4	5
232	A	Eastern Ky.	8	10
232	H	Eastern Ky.	5	6
233	H	Oakland	10	5
233	H	Oakland	12	7
242	A	Milwaukee	1	8
242	A	Milwaukee	0	15
242	H	Milwaukee	6	5
242	H	Milwaukee	7	4
242	H	Milwaukee	13	9
268	A	Dayton	3	10
272	A	Youngstown St.	4	3
272	A	Youngstown St.	5	3
272	H	Youngstown St.	15	8
272	H	Youngstown St.	7	8
272	H	Youngstown St.	6	3

Northern Ky.

N
o
r
t
h
e
r
n
K
y
.

N
o
r
t
h
e
r
n
K
y
.

Average RPI Win:		178	WON-LOST RECORD		WINNING PCT. RANK	LAST 10 GAMES		STRENGTH OF SCHEDULE		OPP. STRENGTH OF SCHEDULE	TEAM RPI	ADJ RPI	CONF. RPI	ADJ CONF. RPI			
Average RPI Loss:		108															
DIV. I ONLY			15-32-0		.31915	264	3-7-0		67		162	228	.46296	228	12	12	
DIV. I NON-CONF.			9-17-0		.34615	243	0-0-0		67		144	231	.4615	230	17	17	
TOTALS		RPI 1-25		RPI 26-50		W-L RECORDS		RPI 51-100		RPI 101-150		RPI 150+					
15-32-0		0-1-0		0-6-0		OVERALL		1-5-0		5-17-0		9-3-0					
12-17-0		0-1-0		0-5-0		HOME		1-3-0		3-5-0		8-3-0					
3-15-0		0-0-0		0-1-0		AWAY		0-2-0		2-12-0		1-0-0					
0-0-0		0-0-0		0-0-0		NEUTRAL		0-0-0		0-0-0		0-0-0					
9-17-0		0-1-0		0-3-0		NON-CONFERENCE		1-5-0		3-7-0		5-1-0					
8-12-0		0-1-0		0-2-0		HOME		1-3-0		3-5-0		4-1-0					
1-5-0		0-0-0		0-0-		AWAY		0-2-0		0-2-0		1-0-0					
0-0-0		0-0-0		0-0-0		NEUTRAL		0-0-0		0-0-0		0-0-0					
6-15-0		0-0-0		0-3-0		CONFERENCE		0-0-0		2-10-0		4-2-0					
4-5-0		0-0-0		0-3-0		HOME		0-0-0		0-0-0		4-2-0					
2-10-0		0-0-0		0-0-0		AWAY		0-0-0		2-10-0		0-0-0					
0-0-0		0-0-0		0-0-0		NEUTRAL		0-0-0		0-0-0		0-0-0					
RPI	S	Opponent		Score		RPI	S	Opponent		Score		RPI	S	Opponent		Score	
11	H	Virginia		6	10	30	A	South Carolina		5	12	54	H	Liberty		1	9
						30	H	South Carolina		1	15	58	H	Kansas		5	7
						46	H	Coastal Caro.		6	9	72	A	Ga. Southern		0	1
						48	H	Mercer		5	6	72	H	Ga. Southern		3	7
						48	H	Mercer		3	5	83	A	Winthrop		4	6
						48	H	Mercer		1	2	83	H	Winthrop		34	8
		</															

Non-Div. I Games:

The Citadel

RPI	S	Opponent	Score	
195	H	VMI	3	0
195	H	VMI	4	2
231	A	Charleston So.	8	6
231	H	Charleston So.	8	5
275	H	Delaware St.	1	7
275	H	Delaware St.	6	5
275	H	Delaware St.	4	0

The Citadel

T
h
e
C
i
t
a
d
e
l

T
h
e
C
i
t
a
d
e
l

Average RPI Win:	220	WON-LOST RECORD	WINNING PCT. RANK	LAST 10 GAMES	STRENGTH OF SCHEDULE	OPP. STRENGTH OF SCHEDULE	TEAM RPI	ADJ RPI	CONF. RPI	ADJ CONF. RPI			
Average RPI Loss:	181												
DIV. I ONLY		21-26-0	.44681	197	4-6-0	211	270	229	.46248	229	28	28	
DIV. I NON-CONF.		9-16-0	.36	238	0-0-0	198	222	245	.45109	245	30	30	
<hr/>													
TOTALS	RPI 1-25	RPI 26-50		W-L RECORDS		RPI 51-100		RPI 101-150		RPI 150+			
21-26-0	0-0-0	0-1-0		OVERALL		1-0-0		3-8-0		17-17-0			
6-9-0	0-0-0	0-1-0		HOME		0-0-0		1-5-0		5-3-0			
7-11-0	0-0-0	0-0-0		AWAY		0-0-0		1-0-0		6-11-0			
8-6-0	0-0-0	0-0-0		NEUTRAL		1-0-0		1-3-0		6-3-0			
9-16-0	0-0-0	0-1-0		NON-CONFERENCE		1-0-0		3-8-0		5-7-0			
1-6-0	0-0-0	0-1-0		HOME		0-0-0		1-5-0		0-0-0			
2-4-0	0-0-0	0-0-		AWAY		0-0-0		1-0-0		1-4-0			
6-6-0	0-0-0	0-0-0		NEUTRAL		1-0-0		1-3-0		4-3-0			
12-10-0	0-0-0	0-0-0		CONFERENCE		0-0-0		0-0-0		12-10-0			
5-3-0	0-0-0	0-0-0		HOME		0-0-0		0-0-0		5-3-0			
5-7-0	0-0-0	0-0-0		AWAY		0-0-0		0-0-0		5-7-0			
2-0-0	0-0-0	0-0-0		NEUTRAL		0-0-0		0-0-0		2-0-0			
<hr/>													
RPI	S	Opponent	Score	RPI	S	Opponent	Score	RPI	S	Opponent	Score		
				50	H	Binghamton	0 12	96	N	Iowa	7 1		
										115	H	Cornell	2 5
										115	H	Cornell	4 11
										115	H	Cornell	1 0
										115	H	Cornell	3 7
										128	H	St. Bonaventure	4 5
										128	H	St. Bonaventure	4 7
										130	N	Marist	8 10
										130	N	Marist	0 5
										130	N	Marist	7 3
										137	N	Butler	3 4
										143	A	Davidson	8 0
										151	N	Ohio St.	2 5
										160	N	Hartford	9 5
										178	N	Northeastern	9 7
										187	N	Harvard	8 9
										195	A	VMI	2 10
										195	A	VMI	1 6
										195	A	VMI	4 0
										200	A	Navy	4 5
										200	A	Navy	1 6
										200	A	Navy	1 11
										200	A	Navy	5 0
										200	N	Navy	4 1
										219	A	Holy Cross	6 14
										219	A	Holy Cross	2 11
										219	A	Holy Cross	11 5
										219	A	Holy Cross	3 5
										209	A	Penn St.	3 5
										209	A	Penn St.	3 4
										219	A	Holy Cross	6 14

Non-Div. I Games:

Bucknell

RPI	S	Opponent	Score	
219	A	Holy Cross	11	5
219	A	Holy Cross	2	11
219	A	Holy Cross	3	5
238	H	Army West Point	10	5
238	H	Army West Point	14	16
238	H	Army West Point	4	7
238	H	Army West Point	1	10
262	N	Massachusetts	3	1
262	N	Massachusetts	5	17
262	N	Massachusetts	11	9
283	A	Lehigh	3	2
283	A	Lehigh	2	10
283	A	Lehigh	3	1
283	A	Lehigh	8	0
291	H	Lafayette	6	5
291	H	Lafayette	4	1
291	H	Lafayette	11	10
291	H	Lafayette	8	5

Bucknell

B
u
c
k
n
e
l
l

B
u
c
k
n
e
l
l

Average RPI Win: 215		WON-LOST RECORD	WINNING PCT. RANK	LAST 10 GAMES	STRENGTH OF SCHEDULE	OPP. STRENGTH OF SCHEDULE	TEAM RPI	ADJ RPI	CONF. RPI	ADJ CONF. RPI		
Average RPI Loss: 176												
DIV. I ONLY		23-26-0	.46939 174	6-4-0	238	237	230	.46232 230	17	17		
DIV. I NON-CONF.		12-10-0	.54545 116	1-3-0	288	282	233	.46056 232	20	20		
<hr/>												
TOTALS		RPI 1-25		RPI 26-50		W-L RECORDS		RPI 51-100		RPI 101-150		RPI 150+
23-26-0		0-0-0		0-0-0		OVERALL		0-3-0		3-6-0		20-17-0
14-9-0		0-0-0		0-0-0		HOME		0-0-0		2-1-0		12-8-0
7-15-0		0-0-0		0-0-0		AWAY		0-3-0		1-5-0		6-7-0
2-2-0		0-0-0		0-0-0		NEUTRAL		0-0-0		0-0-0		2-2-0
12-10-0		0-0-0		0-0-0		NON-CONFERENCE		0-0-0		1-2-0		11-8-0
6-2-0		0-0-0		0-0-0		HOME		0-0-0		0-0-0		6-2-0
4-6-0		0-0-0		0-0-		AWAY		0-0-0		1-2-0		3-4-0
2-2-0		0-0-0		0-0-0		NEUTRAL		0-0-0		0-0-0		2-2-0
11-16-0		0-0-0		0-0-0		CONFERENCE		0-3-0		2-4-0		9-9-0
8-7-0		0-0-0		0-0-0		HOME		0-0-0		2-1-0		6-6-0
3-9-0		0-0-0		0-0-0		AWAY		0-3-0		0-3-0		3-3-0
0-0-0		0-0-0		0-0-0		NEUTRAL		0-0-0		0-0-0		0-0-0
RPI S	Opponent	Score	RPI S	Opponent	Score	RPI S	Opponent	Score	RPI S	Opponent	Score	
						95 A	Tennessee Tech	8 13	125 A	Morehead St.	3 16	
						95 A	Tennessee Tech	2 3	125 A	Morehead St.	4 16	
						95 A	Tennessee Tech	7 11	125 A	Morehead St.	15 28	
									134 A	Pittsburgh	6 4	
									134 A	Pittsburgh	5 17	
									134 A	Pittsburgh	6 7	
									141 H	Southeast Mo. St.	15 10	
									141 H	Southeast Mo. St.	3 8	
									141 H	Southeast Mo. St.	7 5	
									158 A	Belmont	3 4	
									158 A	Belmont	5 8	
									158 A	Belmont	6 8	
									161 A	Saint Louis	9 24	
									161 H	Saint Louis	3 12	
									169 H	Murray St.	9 18	
									169 H	Murray St.	6 5	
									169 H	Murray St.	8 1	
									171 A	Austin Peay	7 4	
									171 A	Austin Peay	10 3	
									171 A	Austin Peay	14 4	
									191 H	Bradley	7 10	
									202 H	Eastern Ill.	22 8	
									202 H	Eastern Ill.	13 16	
									202 H	Eastern Ill.	11 3	
									219 H	UT Martin	5 9	
									219 H	UT Martin	2 3	
									219 H	UT Martin	1 3	
LAST 10 GAMES												
			202 H	Eastern Ill.	13 16	171 A	Austin Peay	10 3	202 H	Eastern Ill.	13 16	
			202 H	Eastern Ill.	22 8	171 A	Austin Peay	7 4	202 H	Eastern Ill.	11 3	
			202 H	Eastern Ill.	11 3	134 A	Pittsburgh	5 17	219 H	UT Martin	5 9	
			161 A	Saint Louis	9 24	134 A	Pittsburgh	6 7	219 H	UT Martin	2 3	
			171 A	Austin Peay	14 4	134 A	Pittsburgh	6 4	219 H	UT Martin	1 3	

Non-Div. I Games:

SIUE

S
I
U
E

RPI	S	Opponent	Score	
223	N	Ohio	1	2
223	N	Ohio	2	1
223	N	Ohio	4	6
223	N	Ohio	7	4
232	H	Eastern Ky.	9	17
232	H	Eastern Ky.	11	2
232	H	Eastern Ky.	11	2
258	H	Northern Ill.	4	3
258	H	Northern Ill.	9	7
258	H	Northern Ill.	4	2
258	H	Northern Ill.	5	3
263	A	Evansville	8	7
263	H	Evansville	5	2
269	A	Western Ill.	4	21
269	H	Western Ill.	9	3
273	A	Seattle U	1	4
273	A	Seattle U	3	9
273	A	Seattle U	6	0
273	A	Seattle U	13	10

S
I
U
E

Average RPI Win: 192		WON-LOST	WINNING	LAST 10	STRENGTH OF		OPP. STRENGTH	TEAM	ADJ	CONF.	ADJ CONF.
Average RPI Loss: 159		RECORD	PCT. RANK	GAMES	SCHEDULE		OF SCHEDULE	RPI	RPI	RPI	RPI
DIV. I ONLY		21-26-0	.44681	197	4-6-0		215	173	231	.46113	231
DIV. I NON-CONF.		11-11-0	.5	144	1-0-0		244	180	225	.46503	225
TOTALS		RPI 1-25	RPI 26-50		W-L RECORDS		RPI 51-100		RPI 101-150		RPI 150+
21-26-0		0-1-0	0-1-0		OVERALL		3-4-0		2-5-0		16-15-0
15-11-0		0-0-0	0-0-0		HOME		2-2-0		2-2-0		11-7-0
5-14-0		0-1-0	0-1-0		AWAY		1-2-0		0-3-0		4-7-0
1-1-0		0-0-0	0-0-0		NEUTRAL		0-0-0		0-0-0		1-1-0
11-11-0		0-1-0	0-1-0		NON-CONFERENCE		1-2-0		2-2-0		8-5-0
9-4-0		0-0-0	0-0-0		HOME		0-0-0		2-2-0		7-2-0
1-6-0		0-1-0	0-0-		AWAY		1-2-0		0-0-0		0-2-0
1-1-0		0-0-0	0-0-0		NEUTRAL		0-0-0		0-0-0		1-1-0
10-15-0		0-0-0	0-0-0		CONFERENCE		2-2-0		0-3-0		8-10-0
6-7-0		0-0-0	0-0-0		HOME		2-2-0		0-0-0		4-5-0
4-8-0		0-0-0	0-0-0		AWAY		0-0-0		0-3-0		4-5-0
0-0-0		0-0-0	0-0-0		NEUTRAL		0-0-0		0-0-0		0-0-0
RPI S	Opponent	Score		RPI S	Opponent	Score		RPI S	Opponent	Score	
8 A	Clemson	5	6	30 A	South Carolina	0	3	54 H	Liberty	11	4
								54 H	Liberty	2	12
								54 H	Liberty	3	17
								74 A	FIU	0	8
								74 A	FIU	8	15
								74 A	FIU	6	5
								83 H	Winthrop	4	2
								108 H	VCU	4	13
								108 H	VCU	11	9
								108 H	VCU	4	2
								132 A	High Point	2	4
								132 A	High Point	1	4
								132 A	High Point	1	5
								142 H	Col. of Charleston	5	13
								152 N	Wofford	5	2
								157 H	Presbyterian	5	10
								157 H	Presbyterian	10	11
								157 H	Presbyterian	8	10
								170 H	Radford	4	3
								170 H	Radford	4	1
								170 H	Radford	3	2
								175 H	Gardner-Webb	18	2
								175 H	Gardner-Webb	3	6
								175 H	Gardner-Webb	5	7
								208 A	UNC Asheville	10	3
								208 A	UNC Asheville	19	3
								208 A	UNC Asheville	1	2
								210 A	Campbell	0	6
								210 A	Campbell	12	6
								210 A	Campbell	2	3
								228 A	The Citadel	5	8
								228 H	The Citadel	6	8
								253 A	USC Upstate	1	5
								253 H	USC Upstate	4	3
LAST 10 GAMES											
				157 H	Presbyterian	8	10	132 A	High Point	1	5
				157 H	Presbyterian	5	10	152 N	Wofford	5	2
				157 H	Presbyterian	10	11	170 H	Radford	4	1
				132 A	High Point	2	4	170 H	Radford	3	2
				132 A	High Point	1	4	170 H	Radford	4	3

Non-Div. I Games:

Charleston So.

RPI	S	Opponent	Score	
253	N	USC Upstate	4	10
259	A	Longwood	8	7
259	A	Longwood	0	1
259	A	Longwood	2	7
266	H	Hofstra	9	3
266	H	Hofstra	8	7
266	H	Hofstra	4	1
275	H	Delaware St.	3	1
275	H	Delaware St.	3	2
275	H	Delaware St.	2	9
287	H	Savannah St.	7	5

Charleston So.

C
h
a
r
l
e
s
t
o
n
S
o
.

C
h
a
r
l
e
s
t
o
n
S
o
.

Average RPI Win: 217		WON-LOST	WINNING	LAST 10	STRENGTH OF		OPP. STRENGTH	TEAM	ADJ	CONF.	ADJ CONF.
Average RPI Loss: 127		RECORD	PCT. RANK	GAMES	SCHEDULE		OF SCHEDULE	RPI	RPI	RPI	RPI
DIV. I ONLY		24-28-0	.46154	178	2-4-0		222	182	232	.46099	232
DIV. I NON-CONF.		14-11-0	.56	110	0-2-0		274	153	214	.47068	214
TOTALS		RPI 1-25	RPI 26-50		W-L RECORDS		RPI 51-100		RPI 101-150		RPI 150+
24-28-0		0-7-0	0-1-0		OVERALL		2-4-0		1-3-0		21-13-0
20-11-0		0-1-0	0-1-0		HOME		2-4-0		0-0-0		18-5-0
4-17-0		0-6-0	0-0-0		AWAY		0-0-0		1-3-0		3-8-0
0-0-0		0-0-0	0-0-0		NEUTRAL		0-0-0		0-0-0		0-0-0
14-11-0		0-7-0	0-1-0		NON-CONFERENCE		0-0-0		1-0-0		13-3-0
12-4-0		0-1-0	0-1-0		HOME		0-0-0		0-0-0		12-2-0
2-7-0		0-6-0	0-0-0		AWAY		0-0-0		1-0-0		1-1-0
0-0-0		0-0-0	0-0-0		NEUTRAL		0-0-0		0-0-0		0-0-0
10-17-0		0-0-0	0-0-0		CONFERENCE		2-4-0		0-3-0		8-10-0
8-7-0		0-0-0	0-0-0		HOME		2-4-0		0-0-0		6-3-0
2-10-0		0-0-0	0-0-0		AWAY		0-0-0		0-3-0		2-7-0
0-0-0		0-0-0	0-0-0		NEUTRAL		0-0-0		0-0-0		0-0-0
RPI S	Opponent	Score	RPI S	Opponent	Score	RPI S	Opponent	Score	RPI S	Opponent	Score
3 A	Louisville	3 19	44 H	Tennessee	6 7	95 H	Tennessee Tech	2 9	104 A	Marshall	6 3
3 H	Louisville	4 14				95 H	Tennessee Tech	12 8	125 A	Morehead St.	7 18
7 A	Kentucky	0 12				95 H	Tennessee Tech	4 8	125 A	Morehead St.	6 9
15 A	Arizona	4 18				100 H	Jacksonville St.	4 5	125 A	Morehead St.	9 15
15 A	Arizona	13 16				100 H	Jacksonville St.	1 3	158 H	Belmont	0 2
15 A	Arizona	0 6				100 H	Jacksonville St.	10 7	158 H	Belmont	3 7
15 A	Arizona	8 9							158 H	Belmont	6 2
									169 A	Murray St.	4 8
									169 A	Murray St.	10 4
									169 A	Murray St.	11 17
									171 H	Austin Peay	10 14
									171 H	Austin Peay	7 6
									171 H	Austin Peay	5 4
									202 A	Eastern Ill.	5 16
									202 A	Eastern Ill.	9 11
									202 A	Eastern Ill.	11 13
									219 H	UT Martin	11 3
									219 H	UT Martin	3 0
									219 H	UT Martin	3 2
									227 A	Northern Ky.	6 5
									227 H	Northern Ky.	10 8
									230 A	SIUE	2 11
									230 A	SIUE	2 11
									230 A	SIUE	17 9
									233 H	Oakland	2 1
									233 H	Oakland	9 4
									233 H	Oakland	3 2
LAST 10 GAMES			LAST 10 GAMES			LAST 10 GAMES			LAST 10 GAMES		
3 H	Louisville	4 14	169 A	Murray St.	10 4	230 A	SIUE	2 11	230 A	SIUE	17 9
95 H	Tennessee Tech	4 8	169 A	Murray St.	4 8	233 H	Oakland	2 1	233 H	Oakland	9 4
95 H	Tennessee Tech	2 9	169 A	Murray St.	11 17	233 H	Oakland	9 4	233 H	Oakland	3 2
95 H	Tennessee Tech	12 8	240 A	Western Ky.	3 14	233 H	Oakland	3 2			
44 H	Tennessee	6 7	100 H	Jacksonville St.	10 7						

Non-Div. I Games:

Eastern Ky.

RPI	S	Opponent	Score	
240	A	Western Ky.	3	14
240	H	Western Ky.	16	15
268	H	Dayton	2	3
272	H	Youngstown St.	11	0
272	H	Youngstown St.	11	6
272	H	Youngstown St.	8	3
282	H	Chicago St.	10	24
282	H	Chicago St.	15	9
282	H	Chicago St.	10	3
295	H	Alabama A&M	19	0
295	H	Alabama A&M	16	6

Eastern Ky.

E
a
s
t
e
r
n
K
y
.

E
a
s
t
e
r
n
K
y
.

Oakland

Oakland

RPI	S	Opponent	Score	
205	A	Lipscomb	16	11
205	A	Lipscomb	3	7
205	A	Lipscomb	2	3
222	A	Toledo	5	8
227	A	Northern Ky.	5	10
227	A	Northern Ky.	7	12
232	A	Eastern Ky.	4	9
232	A	Eastern Ky.	2	3
232	A	Eastern Ky.	1	2
234	H	Western Mich.	3	0
242	A	Milwaukee	3	10
242	A	Milwaukee	4	5
242	A	Milwaukee	3	4
242	H	Milwaukee	9	6
242	H	Milwaukee	12	6
272	A	Youngstown St.	10	6
272	A	Youngstown St.	4	5
272	A	Youngstown St.	4	12
272	H	Youngstown St.	7	5
272	H	Youngstown St.	8	6

Oakland

O
a
k
l
a
n
d

O
a
k
l
a
n
d

Average RPI Win:	193	WON-LOST RECORD	WINNING PCT. RANK	LAST 10 GAMES	STRENGTH OF SCHEDULE	OPP. STRENGTH OF SCHEDULE	TEAM RPI	ADJ RPI	CONF. RPI	ADJ CONF. RPI	
DIV. I ONLY	19-26-0	.42222	218	3-7-0	259	188	234	.46043	234	23	23
DIV. I NON-CONF.	10-14-0	.41667	204	1-4-0	237	166	201	.47758	199	19	19
TOTALS	RPI 1-25	RPI 26-50	W-L RECORDS	RPI 51-100	RPI 101-150	RPI 150+					
19-26-0	0-0-0	1-1-0	OVERALL	1-2-0	3-5-0	14-18-0					
5-7-0	0-0-0	0-0-0	HOME	0-0-0	1-2-0	4-5-0					
10-17-0	0-0-0	0-1-0	AWAY	1-1-0	2-3-0	7-12-0					
4-2-0	0-0-0	1-0-0	NEUTRAL	0-1-0	0-0-0	3-1-0					
10-14-0	0-0-0	1-1-0	NON-CONFERENCE	1-2-0	2-3-0	6-8-0					
1-2-0	0-0-0	0-0-0	HOME	0-0-0	1-2-0	0-0-0					
5-10-0	0-0-0	0-0-	AWAY	1-1-0	1-1-0	3-7-0					
4-2-0	0-0-0	1-0-0	NEUTRAL	0-1-0	0-0-0	3-1-0					
9-12-0	0-0-0	0-0-0	CONFERENCE	0-0-0	1-2-0	8-10-0					
4-5-0	0-0-0	0-0-0	HOME	0-0-0	0-0-0	4-5-0					
5-7-0	0-0-0	0-0-0	AWAY	0-0-0	1-2-0	4-5-0					
0-0-0	0-0-0	0-0-0	NEUTRAL	0-0-0	0-0-0	0-0-0					
RPI S Opponent	Score	RPI S Opponent	Score	RPI S Opponent	Score	RPI S Opponent	Score				
		31 A Michigan	4 6	64 A Georgia Tech	3 8	122 A Central Mich.	5 7				
		39 N UConn	4 3	81 A Michigan St.	3 2	122 A Central Mich.	4 10				
				81 N Michigan St.	6 7	122 A Central Mich.	11 2				
						135 A Illinois	3 13				
						141 H Southeast Mo. St.	8 6				
						141 H Southeast Mo. St.	6 12				
						141 H Southeast Mo. St.	5 8				
						147 A Stetson	5 3				
						154 H Ball St.	5 16				
						154 H Ball St.	9 12				
						154 H Ball St.	3 18				
						162 A Kennesaw St.	4 17				
						178 N Northeastern	14 7				
						187 H Eastern Mich.	6 1				
						187 H Eastern Mich.	4 3				
						187 H Eastern Mich.	2 6				
						189 A ETSU	8 12				
						189 A ETSU	11 1				
						189 A ETSU	7 12				
						203 N Georgetown	8 12				
						204 A Northwestern	4 11				
						215 A Georgia St.	4 6				
						221 A Miami (OH)	4 0				
						221 A Miami (OH)	8 4				
						221 A Miami (OH)	3 4				
						222 A Toledo	4 1				
						222 A Toledo	0 1				
LAST 10 GAMES											
		271 A Bowling Green	15 7	141 H Southeast Mo. St.	8 6	221 A Miami (OH)	4 0				
		271 A Bowling Green	5 8	141 H Southeast Mo. St.	6 12	221 A Miami (OH)	8 4				
		271 A Bowling Green	3 4	141 H Southeast Mo. St.	5 8	221 A Miami (OH)	3 4				
		233 A Oakland	0 3	223 H Ohio	9 0	222 A Toledo	4 1				
		81 N Michigan St.	6 7	223 H Ohio	13 17	222 A Toledo	0 1				

Non-Div. I Games: Grace (IN) 9 1

Western Mich.

Western Mich.

RPI	S	Opponent	Score	
292	N	Southern U.	9	4
296	H	NYIT	9	5
297	A	Mt. St. Mary's	8	18
297	A	Mt. St. Mary's	7	8
297	A	Mt. St. Mary's	15	11
297	H	Mt. St. Mary's	8	11
297	H	Mt. St. Mary's	12	10
297	H	Mt. St. Mary's	12	8
299	A	Saint Peter's	12	10

LIU Brooklyn

L
I
U
B
r
o
o
k
l
y
n

L
I
U
B
r
o
o
k
l
y
n

Average RPI Win:		182	WON-LOST RECORD		WINNING PCT. RANK		LAST 10 GAMES		STRENGTH OF SCHEDULE		OPP. STRENGTH OF SCHEDULE		TEAM RPI		ADJ RPI		CONF. RPI		ADJ CONF. RPI				
DIV. I ONLY			16-34-1		.32353	263	1-9-0		126		148		237		.4582		236	19		19			
DIV. I NON-CONF.			8-17-0		.32	246	1-5-0		93		127		213		.47082		213	16		16			
TOTALS		RPI 1-25		RPI 26-50			W-L RECORDS			RPI 51-100			RPI 101-150			RPI 150+							
16-34-1		0-2-0		1-5-1			OVERALL			3-9-0			1-8-0			11-10-0							
12-11-1		0-1-0		1-1-1			HOME			3-3-0			0-1-0			8-5-0							
4-23-0		0-1-0		0-4-0			AWAY			0-6-0			1-7-0			3-5-0							
0-0-0		0-0-0		0-0-0			NEUTRAL			0-0-0			0-0-0			0-0-0							
8-17-0		0-2-0		0-2-0			NON-CONFERENCE			3-3-0			1-8-0			4-2-0							
6-4-0		0-1-0		0-1-0			HOME			3-0-0			0-1-0			3-1-0							
2-13-0		0-1-0		0-0-			AWAY			0-3-0			1-7-0			1-1-0							
0-0-0		0-0-0		0-0-0			NEUTRAL			0-0-0			0-0-0			0-0-0							
8-17-1		0-0-0		1-3-1			CONFERENCE			0-6-0			0-0-0			7-8-0							
6-7-1		0-0-0		1-0-1			HOME			0-3-0			0-0-0			5-4-0							
2-10-0		0-0-0		0-3-0			AWAY			0-3-0			0-0-0			2-4-0							
0-0-0		0-0-0		0-0-0			NEUTRAL			0-0-0			0-0-0			0-0-0							
RPI	S	Opponent		Score		RPI	S	Opponent		Score		RPI	S	Opponent		Score		RPI	S	Opponent		Score	
10	A	Stanford		3	4	31	H	Michigan		2	6	59	A	UCLA		1	10	129	A	San Francisco		0	15
10	H	Stanford		3	9	42	A	Cal St. Fullerton		1	6	59	A	UCLA		2	3	129	A	San Francisco		2	3
						49	A	New Mexico		8	16	65	A	Saint Mary's (CA)		6	11	129	H	San Francisco		2	7
						49	A	New Mexico		1	11	65	H	Saint Mary's (CA)		6	5	139	A	Grand Canyon		9	8
						49	A	New Mexico		3	8	69	H	BYU		3	2	139	A	Grand Canyon		5	8
						49	H	New Mexico		2	1	69	H	BYU		4	2	150	A	Hawaii		7	8
						49	H	New Mexico		5	5	89	A	San Diego St.		1	5	150	A	Hawaii		1	14
												89	A	San Diego St.		4	5	150	A	Hawaii		4	5
												89	A	San Diego St.		3	7	150	A	Hawaii		2	6
												89	H	San Diego St.		4	8	159	A	Fresno St.		3	8
												89	H	San Diego St.		3	5	159	A	Fresno St.		6	3
												89	H	San Diego St.		5	6	159	A	Fresno St.		8	16
																		206	H	Air Force		6	12
																		206	H	Air Force		7	9
																		206	H	Air Force		5	9
																		212	A	Nevada		6	5
																		212	A	Nevada		2	6
																		212	A	Nevada		4	5
																		212	H	Nevada		6	5
																		212	H	Nevada		6	5
																		212	H	Nevada		7	6
																		245	H	UNLV		1	7
																		245	H	UNLV		9	5
																		245	H	UNLV		6	5
																		247	H	Northern Colo.		0	1
																		247	H	Northern Colo.		5	4
																		250	A	Pacific		10	12
LAST 10 GAMES																							
						129	H	San Francisco		2	7	89	H	San Diego St.		5	6	245	H	UNLV		9	5
						129	A	San Francisco		2	3	89	H	San Diego St.		3	5	245	H	UNLV		6	5
						129	A	San Francisco		0	15	89	H	San Diego St.		4	8	247	H	Northern Colo.		0	1
						139	A	Grand Canyon		5	8	10	A	Stanford		3	4	247	H	Northern Colo.		5	4
						139	A	Grand Canyon		9	8	159	A	Fresno St.		8	16	250	A	Pacific		10	12

Non-Div. I Games:

San Jose St.

RPI	S	Opponent	Score	
250	H	Pacific	9	2
265	A	Santa Clara	13	8
265	H	Santa Clara	4	2

San Jose St.

S
a
n
J
o
s
e
S
t
.

S
a
n
J
o
s
e
S
t
.

Average RPI Win:	208	WON-LOST	WINNING	LAST 10	STRENGTH OF	OPP. STRENGTH	TEAM	ADJ	CONF.	ADJ CONF.	
Average RPI Loss:	162	RECORD	PCT. RANK	GAMES	SCHEDULE	OF SCHEDULE	RPI	RPI	RPI	RPI	
DIV. I ONLY	19-24-0	.44186	204	6-4-0	237	194	238	.45803	237	22	22
DIV. I NON-CONF.	9-13-0	.40909	209	1-0-0	172	191	207	.47216	207	24	24
<hr/>											
TOTALS	RPI 1-25	RPI 26-50		W-L RECORDS		RPI 51-100		RPI 101-150		RPI 150+	
19-24-0	0-1-0	0-3-0		OVERALL		0-1-0		6-5-0		13-14-0	
14-5-0	0-0-0	0-0-0		HOME		0-0-0		3-0-0		11-5-0	
5-14-0	0-0-0	0-2-0		AWAY		0-0-0		3-5-0		2-7-0	
0-5-0	0-1-0	0-1-0		NEUTRAL		0-1-0		0-0-0		0-2-0	
9-13-0	0-1-0	0-3-0		NON-CONFERENCE		0-1-0		4-1-0		5-7-0	
6-1-0	0-0-0	0-0-0		HOME		0-0-0		3-0-0		3-1-0	
3-7-0	0-0-0	0-0-		AWAY		0-0-0		1-1-0		2-4-0	
0-5-0	0-1-0	0-1-0		NEUTRAL		0-1-0		0-0-0		0-2-0	
10-11-0	0-0-0	0-0-0		CONFERENCE		0-0-0		2-4-0		8-7-0	
8-4-0	0-0-0	0-0-0		HOME		0-0-0		0-0-0		8-4-0	
2-7-0	0-0-0	0-0-0		AWAY		0-0-0		2-4-0		0-3-0	
0-0-0	0-0-0	0-0-0		NEUTRAL		0-0-0		0-0-0		0-0-0	
RPI	S	Opponent	Score	RPI	S	Opponent	Score	RPI	S	Opponent	Score
7	N	Kentucky	9 16	37	A	Maryland	5 11	62	N	Yale	9 13
				39	N	UConn	0 11				
				41	A	Old Dominion	6 7				
							</				

Non-Div. I Games:

Saint Joseph's

RPI	S	Opponent	Score	
251	H	Richmond	2	10
256	A	Villanova	6	5
256	H	Villanova	9	1
256	H	Villanova	3	7
268	H	Dayton	6	4
268	H	Dayton	7	1
268	H	Dayton	4	1
280	H	La Salle	3	2
280	H	La Salle	3	5
280	H	La Salle	1	5
291	H	Lafayette	11	1

Saint Joseph's

S
a
i
n
t
J
o
s
e
p
h
'
s

S
a
i
n
t
J
o
s
e
p
h
'
s

Average RPI Win: 215		WON-LOST	WINNING	LAST 10	STRENGTH OF		OPP. STRENGTH	TEAM	ADJ	CONF.	ADJ CONF.
Average RPI Loss: 191		RECORD	PCT. RANK	GAMES	SCHEDULE		OF SCHEDULE	RPI	RPI	RPI	RPI
DIV. I ONLY		25-31-0	.44643	202	4-6-0		257	261	239	.45541	238
DIV. I NON-CONF.		15-19-0	.44118	189	2-3-0		246	213	221	.46611	221
TOTALS		RPI 1-25	RPI 26-50		W-L RECORDS		RPI 51-100		RPI 101-150		RPI 150+
25-31-0	0-2-0	0-0-0		OVERALL		1-0-0		3-4-0		21-25-0	
7-9-0	0-0-0	0-0-0		HOME		0-0-0		0-0-0		7-9-0	
13-13-0	0-2-0	0-0-0		AWAY		1-0-0		2-4-0		10-7-0	
5-9-0	0-0-0	0-0-0		NEUTRAL		0-0-0		1-0-0		4-9-0	
15-19-0	0-2-0	0-0-0		NON-CONFERENCE		1-0-0		3-4-0		11-13-0	
5-3-0	0-0-0	0-0-0		HOME		0-0-0		0-0-0		5-3-0	
5-9-0	0-2-0	0-0-		AWAY		1-0-0		2-4-0		2-3-0	
5-7-0	0-0-0	0-0-0		NEUTRAL		0-0-0		1-0-0		4-7-0	
10-12-0	0-0-0	0-0-0		CONFERENCE		0-0-0		0-0-0		10-12-0	
2-6-0	0-0-0	0-0-0		HOME		0-0-0		0-0-0		2-6-0	
8-4-0	0-0-0	0-0-0		AWAY		0-0-0		0-0-0		8-4-0	
0-2-0	0-0-0	0-0-0		NEUTRAL		0-0-0		0-0-0		0-2-0	
RPI S	Opponent	Score		RPI S	Opponent	Score		RPI S	Opponent	Score	
12 A	LSU	0	6					79 A	Tulane	7	4
12 A	LSU	0	9					118 A	Duke	5	8
								118 A	Duke	9	5
								118 A	Duke	1	5
								130 N	Marist	4	1
								132 A	High Point	2	3
								132 A	High Point	2	4
								132 A	High Point	7	3
								157 A	Presbyterian	4	13
								157 A	Presbyterian	9	5
								157 A	Presbyterian	0	9
								160 A	Hartford	2	6
								160 H	Hartford	10	0
								160 H	Hartford	2	3
								182 H	Albany (NY)	13	10
								187 N	Harvard	4	11
								187 N	Harvard	9	17
								187 N	Harvard	8	7
								187 N	Harvard	5	11
								196 N	Alabama St.	5	4
								196 N	Alabama St.	13	6
								200 H	Navy	3	7
								200 H	Navy	9	2
								200 H	Navy	2	7
								200 H	Navy	6	10
								206 N	Air Force	7	8
								215 N	Georgia St.	0	3
								215 N	Georgia St.	2	5
LAST 10 GAMES											
219 N	Holy Cross	4	5	235 H	LIU Brooklyn	14	6				
219 N	Holy Cross	2	8	256 H	Villanova	3	8				
160 A	Hartford	2	6	283 A	Lehigh	8	5				
160 H	Hartford	10	0	283 A	Lehigh	3	16				
160 H	Hartford	2	3	283 A	Lehigh	4	3				

Non-Div. I Games:

Army West Point

RPI	S	Opponent	Score	
219	H	Holy Cross	0	2
219	H	Holy Cross	9	2
219	H	Holy Cross	1	6
219	H	Holy Cross	1	16
219	N	Holy Cross	2	8
219	N	Holy Cross	4	5
229	A	Bucknell	5	10
229	A	Bucknell	10	1
229	A	Bucknell	7	4
229	A	Bucknell	16	14
235	H	LIU Brooklyn	14	6
243	A	Siena	9	4
254	H	Manhattan	7	5
254	H	Manhattan	6	8
256	H	Villanova	3	8
271	N	Bowling Green	0	5
271	N	Bowling Green	5	0
283	A	Lehigh	3	16
283	A	Lehigh	8	5
283	A	Lehigh	4	5
283	A	Lehigh	4	3
291	A	Lafayette	6	10
291	A	Lafayette	10	5
291	A	Lafayette	5	4
291	A	Lafayette	10	9
296	H	NYIT	8	3

Army West Point

A
r
m
y
W
e
s
t
P
o
i
n
t

A
r
m
y
W
e
s
t
P
o
i
n
t

Average RPI Win:	189	WON-LOST RECORD	WINNING PCT. RANK	LAST 10 GAMES	STRENGTH OF SCHEDULE	OPP. STRENGTH OF SCHEDULE	TEAM RPI	ADJ RPI	CONF. RPI	ADJ CONF. RPI				
DIV. I ONLY		17-30-0	.3617	247	3-7-0	231	235	240	.45418	239	26	26		
DIV. I NON-CONF.		7-19-0	.26923	260	0-4-0	151	145	224	.46594	224	25	25		
<hr/>														
TOTALS	RPI 1-25	RPI 26-50		W-L RECORDS		RPI 51-100		RPI 101-150		RPI 150+				
17-30-0	0-1-0	0-1-0		OVERALL		4-4-0		3-1-0		10-23-0				
7-4-0	0-0-0	0-0-0		HOME		0-0-0		3-1-0		4-3-0				
9-24-0	0-1-0	0-1-0		AWAY		3-4-0		0-0-0		6-18-0				
1-2-0	0-0-0	0-0-0		NEUTRAL		1-0-0		0-0-0		0-2-0				
7-19-0	0-1-0	0-1-0		NON-CONFERENCE		4-4-0		0-1-0		3-12-0				
0-2-0	0-0-0	0-0-0		HOME		0-0-0		0-1-0		0-1-0				
6-15-0	0-1-0	0-0-		AWAY		3-4-0		0-0-0		3-9-0				
1-2-0	0-0-0	0-0-0		NEUTRAL		1-0-0		0-0-0		0-2-0				
10-11-0	0-0-0	0-0-0		CONFERENCE		0-0-0		3-0-0		7-11-0				
7-2-0	0-0-0	0-0-0		HOME		0-0-0		3-0-0		4-2-0				
3-9-0	0-0-0	0-0-0		AWAY		0-0-0		0-0-0		3-9-0				
0-0-0	0-0-0	0-0-0		NEUTRAL		0-0-0		0-0-0		0-0-0				
RPI	S	Opponent	Score		RPI	S	Opponent	Score		RPI	S	Opponent	Score	
9	A	Wake Forest	1	2	39	A	UConn	3	4	53	A	Rhode Island	5	15
										70	N	Kent St.	4	2
										87	A	Boston College	1	5
										87	A	Boston College	0	3
										91	A	UTSA	8	7
										91	A	UTSA	1	12
										91	A	UTSA	5	4
										91	A	UTSA	12	10
										130	H	Marist	4	2
										130	H	Marist	2	0
										130	H	Marist	7	4
										144	H	Bryant	6	7
										155	H	Canisius	4	10
										155	H	Canisius	7	4
										155	H	Canisius	2	3
										156	A	Central Conn. St.	3	6
										156	H	Central Conn. St.	13	24
										160	A	Hartford	5	6
										160	N	Hartford	4	6
										170	N	Radford	0	4
										175	A	Gardner-Webb	2	5
										195	A	VMI	5	9
										195	A	VMI	7	13
										195	A	VMI	8	5
										210	A	Campbell	6	11
										210	A	Campbell	7	5
										210	A	Campbell	7	10
										213	A	Niagara	8	17
										213	A	Niagara	1	2
										213	A	Niagara	2	10
										214	A	Monmouth	0	12
										214	A	Monmouth	7	17
										214	A	Monmouth	4	9
										253	A	USC Upstate	3	5
										253	A	USC Upstate	11	3
<hr/>														
				LAST 10 GAMES										
				87	A	Boston College	0	3	156	H	Central Conn. St.	13	24	
				87	A	Boston College	1	5	155	H	Canisius	2	3	
				254	A	Manhattan	2	7	155	H	Canisius	7	4	
				254	A	Manhattan	3	0	155	H	Canisius	4	10	
				254	A	Manhattan	4	0	160	A	Hartford	5	6	

Non-Div. I Games:

Quinnipiac

Quinnipiac

Average RPI Win:		191	WON-LOST RECORD		WINNING PCT. RANK		LAST 10 GAMES		STRENGTH OF SCHEDULE		OPP. STRENGTH OF SCHEDULE		TEAM RPI		ADJ RPI		CONF. RPI		ADJ CONF. RPI	
DIV. I ONLY			12-40-0		.23077 286		0-10-0		84		133		241		.45405 240		9		9	
DIV. I NON-CONF.			6-19-0		.24 269		0-2-0		96		151		236		.45724 235		10		10	
TOTALS		RPI 1-25		RPI 26-50		W-L RECORDS		RPI 51-100		RPI 101-150		RPI 150+								
12-40-0		0-2-0		0-11-0		OVERALL		2-7-0		0-3-0		10-17-0								
5-14-0		0-0-0		0-7-0		HOME		0-3-0		0-0-0		5-4-0								
7-26-0		0-2-0		0-4-0		AWAY		2-4-0		0-3-0		5-13-0								
0-0-0		0-0-0		0-0-0		NEUTRAL		0-0-0		0-0-0		0-0-0								
6-19-0		0-2-0		0-5-0		NON-CONFERENCE		1-2-0		0-0-0		5-10-0								
3-4-0		0-0-0		0-1-0		HOME		0-0-0		0-0-0		3-3-0								
3-15-0		0-2-0		0-0-		AWAY		1-2-0		0-0-0		2-7-0								
0-0-0		0-0-0		0-0-0		NEUTRAL		0-0-0		0-0-0		0-0-0								
6-21-0		0-0-0		0-6-0		CONFERENCE		1-5-0		0-3-0		5-7-0								
2-10-0		0-0-0		0-6-0		HOME		0-3-0		0-0-0		2-1-0								
4-11-0		0-0-0		0-0-0		AWAY		1-2-0		0-3-0		3-6-0								
0-0-0		0-0-0		0-0-0		NEUTRAL		0-0-0		0-0-0		0-0-0								
RPI	S	Opponent		Score		RPI	S	Opponent		Score		RPI	S	Opponent		Score				
18	A	Arkansas		2	11	32	A	Ole Miss		7	21	57	A	DBU		8	3			
18	A	Arkansas		3	12	32	A	Ole Miss		3	5	57	A	DBU		0	11			
						34	A	Louisiana Tech		3	12	57	A	DBU		4	12			
						36	A	McNeese		5	14	72	A	Ga. Southern		3	9			
						36	H	McNeese		4	32	72	A	Ga. Southern		5	4			
						38	H	South Ala.		1	4	72	A	Ga. Southern		0	9			
						38	H	South Ala.		2	14	90	H	UT Arlington		4	6			
						38	H	South Ala.		3	8	90	H	UT Arlington		2	10			
						46	H	Coastal Caro.		5	7	90	H	UT Arlington		3	10			
						46	H	Coastal Caro.		5	10									
						46	H	Coastal Caro.		1	8									
								LAST 10 GAMES												
						111	A	Troy		3	8	46	H	Coastal Caro.		5	7			
						111	A	Troy		9	10	32	A	Ole Miss		3	5			
						111	A	Troy		1	9	32	A	Ole Miss		7	21			
						46	H	Coastal Caro.		1	8	215	A	Georgia St.		1	6			
						46	H	Coastal Caro.		5	10	215	A	Georgia St.		3	4			
												215	A	Georgia St.		4	3			
												224	A	Jackson St.		10	2			
												224	H	Jackson St.		0	2			
												225	A	Northwestern St.		4	5			

Non-Div. I Games:

La.-Monroe

RPI	S	Opponent	Score	
225	H	Northwestern St.	2	11
278	A	Grambling	4	3
278	H	Grambling	7	1

La.-Monroe

L
a
.
-
M
o
n
r
o
e

L
a
.
-
M
o
n
r
o
e

Average RPI Win:		159	WON-LOST RECORD		WINNING PCT. RANK		LAST 10 GAMES		STRENGTH OF SCHEDULE		OPP. STRENGTH OF SCHEDULE		TEAM RPI		ADJ RPI		CONF. RPI		ADJ CONF. RPI		
DIV. I ONLY			16-36-0		.30769	267	3-7-0		110		98		241		.45405		240	6		6	
DIV. I NON-CONF.			10-15-0		.4	211	1-0-0		173		219		246		.44909		246	6		6	
TOTALS		RPI 1-25		RPI 26-50		W-L RECORDS		RPI 51-100		RPI 101-150		RPI 150+									
16-36-0		0-7-0		0-3-0		OVERALL		4-11-0		2-4-0		10-11-0									
11-22-0		0-4-0		0-0-0		HOME		3-9-0		0-0-0		8-9-0									
5-14-0		0-3-0		0-3-0		AWAY		1-2-0		2-4-0		2-2-0									
0-0-0		0-0-0		0-0-0		NEUTRAL		0-0-0		0-0-0		0-0-0									
10-15-0		0-4-0		0-0-0		NON-CONFERENCE		1-2-0		0-0-0		9-9-0									
8-10-0		0-1-0		0-0-0		HOME		1-2-0		0-0-0		7-7-0									
2-5-0		0-3-0		0-0-		AWAY		0-0-0		0-0-0		2-2-0									
0-0-0		0-0-0		0-0-0		NEUTRAL		0-0-0		0-0-0		0-0-0									
6-21-0		0-3-0		0-3-0		CONFERENCE		3-9-0		2-4-0		1-2-0									
3-12-0		0-3-0		0-0-0		HOME		2-7-0		0-0-0		1-2-0									
3-9-0		0-0-0		0-3-0		AWAY		1-2-0		2-4-0		0-0-0									
0-0-0		0-0-0		0-0-0		NEUTRAL		0-0-0		0-0-0		0-0-0									
RPI	S	Opponent		Score		RPI	S	Opponent		Score		RPI	S	Opponent		Score					
3	A	Louisville		1	11	34	A	Louisiana Tech		5	6	60	H	Rice		2	13				
7	A	Kentucky		2	17	34	A	Louisiana Tech		1	5	60	H	Rice		5	10				
7	H	Kentucky		3	4	34	A	Louisiana Tech		1	7	60	H	Rice		4	8				
16	H	Southern Miss.		1	13							73	H	Fla. Atlantic		3	5				
16	H	Southern Miss.		1	6							73	H	Fla. Atlantic		6	4				
16	H	Southern Miss.		0	5							73	H	Fla. Atlantic		7	6				
22	A	Vanderbilt		1	8							84	H	Charlotte		4	6				
												84	H	Charlotte		5	16				
												84	H	Charlotte		1	3				
												91	A	UTSA		4	3				
												91	A	UTSA		2	14				
												91	A	UTSA		1	7				
												100	H	Jacksonville St.		5	9				
												100	H	Jacksonville St.		14	4				
												100	H	Jacksonville St.		2	3				
												104	A	Marshall		2	3				
												232	H	Eastern Ky.		14	3				
												34	A	Louisiana Tech		1	5				
												34	A	Louisiana Tech		1	7				
												34	A	Louisiana Tech		5	6				
												281	H	Illinois St.							
												281	H	Illinois St.		4	12				
												281	H	Illinois St.		3	4				
												223	H	Ohio		5	4				
												223	H	Ohio							
												232	A	Eastern Ky.		15	16				

Non-Div. I Games:

Western Ky.

Average RPI Win: 216		WON-LOST	WINNING	LAST 10	STRENGTH OF		OPP. STRENGTH	TEAM	ADJ		CONF.	ADJ CONF.
Average RPI Loss: 171		RECORD	PCT. RANK	GAMES	SCHEDULE		OF SCHEDULE	RPI	RPI		RPI	RPI
DIV. I ONLY		21-30-0	.41176	223	5-5-0		269	241	243	.45344	242	24
DIV. I NON-CONF.		11-13-0	.45833	180	1-1-0		284	195	212	.47147	212	23
TOTALS		RPI 1-25	RPI 26-50		W-L RECORDS		RPI 51-100		RPI 101-150		RPI 150+	
21-30-0		0-0-0	0-0-0		OVERALL		1-4-0		3-11-0		17-15-0	
9-4-0		0-0-0	0-0-0		HOME		0-0-0		1-1-0		8-3-0	
8-25-0		0-0-0	0-0-0		AWAY		1-4-0		1-9-0		6-12-0	
4-1-0		0-0-0	0-0-0		NEUTRAL		0-0-0		1-1-0		3-0-0	
11-13-0		0-0-0	0-0-0		NON-CONFERENCE		1-4-0		1-3-0		9-6-0	
1-0-0		0-0-0	0-0-0		HOME		0-0-0		0-0-0		1-0-0	
6-12-0		0-0-0	0-0-		AWAY		1-4-0		0-2-0		5-6-0	
4-1-0		0-0-0	0-0-0		NEUTRAL		0-0-0		1-1-0		3-0-0	
10-17-0		0-0-0	0-0-0		CONFERENCE		0-0-0		2-8-0		8-9-0	
8-4-0		0-0-0	0-0-0		HOME		0-0-0		1-1-0		7-3-0	
2-13-0		0-0-0	0-0-0		AWAY		0-0-0		1-7-0		1-6-0	
0-0-0		0-0-0	0-0-0		NEUTRAL		0-0-0		0-0-0		0-0-0	
RPI S	Opponent	Score	RPI S	Opponent	Score	RPI S	Opponent	Score	RPI S	Opponent	Score	
						75 A	Minnesota	4 5	103 A	Wright St.	1 2	
						90 A	UT Arlington	5 2	103 A	Wright St.	3 5	
						90 A	UT Arlington	4 5	103 A	Wright St.	0 4	
						90 A	UT Arlington	5 8	103 H	Wright St.	4 3	
						96 A	Iowa	3 4	103 H	Wright St.	5 8	
									107 A	Lamar University	1 2	
									107 A	Lamar University	0 6	
									131 A	Ill.-Chicago	3 1	
									131 A	Ill.-Chicago	4 11	
									131 A	Ill.-Chicago	0 5	
									131 A	Ill.-Chicago	7 8	
									131 A	Ill.-Chicago	2 10	
									135 N	Illinois	4 2	
									135 N	Illinois	2 10	
									187 N	Eastern Mich.	3 0	
									187 N	Eastern Mich.	4 2	
									187 N	Eastern Mich.	15 4	
									191 A	Bradley	5 11	
									191 A	Bradley	13 4	
									191 A	Bradley	2 3	
									198 H	Valparaiso	4 7	
									198 H	Valparaiso	3 11	
									204 A	Northwestern	4 6	
									227 A	Northern Ky.	5 6	
									227 A	Northern Ky.	9 13	
									227 A	Northern Ky.	4 7	
									227 H	Northern Ky.	8 1	
LAST 10 GAMES												
			198 H	Valparaiso	4 7	227 H	Northern Ky.	8 1				
			198 H	Valparaiso	3 11	227 H	Northern Ky.	15 0				
			103 H	Wright St.	5 8	131 A	Ill.-Chicago	2 10				
			103 H	Wright St.	4 3	131 A	Ill.-Chicago	3 1				
			282 H	Chicago St.	17 1	281 A	Illinois St.	7 8				

Non-Div. I Games:

Milwaukee

RPI	S	Opponent	Score	
227	H	Northern Ky.	15	0
233	A	Oakland	6	12
233	A	Oakland	6	9
233	H	Oakland	10	3
233	H	Oakland	5	4
233	H	Oakland	4	3
258	A	Northern Ill.	2	0
263	A	Evansville	8	2
263	A	Evansville	7	5
263	A	Evansville	0	2
263	A	Evansville	4	6
272	A	Youngstown St.	5	2
272	A	Youngstown St.	1	5
272	H	Youngstown St.	14	5
272	H	Youngstown St.	5	6
272	H	Youngstown St.	3	0
281	A	Illinois St.	7	8
282	A	Chicago St.	15	1
282	H	Chicago St.	17	1

Milwaukee

M
i
l
w
a
u
k
e
e

M
i
l
w
a
u
k
e
e

Average RPI Win: 230		WON-LOST	WINNING	LAST 10	STRENGTH OF		OPP. STRENGTH	TEAM	ADJ	CONF.	ADJ CONF.
Average RPI Loss: 165		RECORD	PCT. RANK	GAMES	SCHEDULE		OF SCHEDULE	RPI	RPI	RPI	RPI
DIV. I ONLY		19-26-2	.42553	214	5-5-0		262	259	244	.45334	243
DIV. I NON-CONF.		9-15-2	.38462	225	0-1-0		226	227	209	.47192	209
TOTALS		RPI 1-25	RPI 26-50		W-L RECORDS		RPI 51-100		RPI 101-150		RPI 150+
19-26-2	0-3-0	0-1-0		OVERALL		0-0-0		1-6-1		18-16-1	
4-11-1	0-0-0	0-0-0		HOME		0-0-0		0-0-1		4-11-0	
15-12-1	0-3-0	0-1-0		AWAY		0-0-0		1-3-0		14-5-1	
0-3-0	0-0-0	0-0-0		NEUTRAL		0-0-0		0-3-0		0-0-0	
9-15-2	0-3-0	0-1-0		NON-CONFERENCE		0-0-0		1-6-1		8-5-1	
1-2-1	0-0-0	0-0-0		HOME		0-0-0		0-0-1		1-2-0	
8-10-1	0-3-0	0-0-		AWAY		0-0-0		1-3-0		7-3-1	
0-3-0	0-0-0	0-0-0		NEUTRAL		0-0-0		0-3-0		0-0-0	
10-11-0	0-0-0	0-0-0		CONFERENCE		0-0-0		0-0-0		10-11-0	
3-9-0	0-0-0	0-0-0		HOME		0-0-0		0-0-0		3-9-0	
7-2-0	0-0-0	0-0-0		AWAY		0-0-0		0-0-0		7-2-0	
0-0-0	0-0-0	0-0-0		NEUTRAL		0-0-0		0-0-0		0-0-0	
RPI S	Opponent	Score		RPI S	Opponent	Score		RPI S	Opponent	Score	
25 A	UCF	6	17	50 A	Binghamton	1	22	119 H	Dartmouth	9	9
25 A	UCF	2	7					134 N	Pittsburgh	2	8
25 A	UCF	0	3					134 N	Pittsburgh	4	6
								134 N	Pittsburgh	5	11
								143 A	Davidson	8	11
								143 A	Davidson	8	4
								147 A	Stetson	0	9
								147 A	Stetson	6	10
								155 H	Canisius	2	7
								155 H	Canisius	8	3
								155 H	Canisius	2	4
								156 H	Central Conn. St.	5	4
								163 H	Fairfield	1	7
								163 H	Fairfield	0	19
								163 H	Fairfield	0	2
								169 A	Murray St.	8	3
								169 A	Murray St.	3	11
								169 A	Murray St.	9	8
								213 A	Niagara	12	3
								213 A	Niagara	5	3
								213 A	Niagara	4	7
								214 H	Monmouth	0	11
								214 H	Monmouth	6	5
								214 H	Monmouth	5	4
								218 H	Fordham	3	11
								219 A	Holy Cross	8	3
								223 A	Ohio	4	6
LAST 10 GAMES											
213 A	Niagara	5	3	299 A	Saint Peter's	12	4	214 H	Monmouth	6	5
213 A	Niagara	12	3	299 A	Saint Peter's	17	2	214 H	Monmouth	5	4
213 A	Niagara	4	7	261 H	Iona	3	8	218 H	Fordham	3	11
50 A	Binghamton	1	22	261 H	Iona	6	9	219 A	Holy Cross	8	3
299 A	Saint Peter's	8	7	261 H	Iona	6	12	223 A	Ohio	4	6

Non-Div. I Games:

Siena

RPI	S	Opponent	Score	
223	A	Ohio	4	2
223	A	Ohio	4	7
238	H	Army West Point	4	9
254	A	Manhattan	2	1
254	A	Manhattan	4	5
254	A	Manhattan	12	1
261	H	Iona	6	9
261	H	Iona	3	8
261	H	Iona	6	12
290	A	Fairleigh Dickinson	9	7
296	A	NYIT	5	5
296	A	NYIT	6	0
296	A	NYIT	5	3
299	A	Saint Peter's	17	2
299	A	Saint Peter's	12	4
299	A	Saint Peter's	8	7

Siena

S
i
e
n
a

S
i
e
n
a

Average RPI Win: 222		WON-LOST RECORD		WINNING PCT. RANK		LAST 10 GAMES		STRENGTH OF SCHEDULE		OPP. STRENGTH OF SCHEDULE		TEAM RPI		ADJ RPI		CONF. RPI		ADJ CONF. RPI	
DIV. I ONLY		19-32-0		.37255 242		3-7-0		192		252		245		.45301 244		21		21	
DIV. I NON-CONF.		14-16-0		.46667 173		2-2-0		157		280		188		.4836 187		22		22	
TOTALS		RPI 1-25		RPI 26-50		W-L RECORDS		RPI 51-100		RPI 101-150		RPI 150+							
19-32-0		0-2-0		0-1-0		OVERALL		0-3-0		1-6-0		18-20-0							
11-10-0		0-0-0		0-0-0		HOME		0-0-0		1-3-0		10-7-0							
8-19-0		0-2-0		0-0-0		AWAY		0-3-0		0-3-0		8-10-0							
0-3-0		0-0-0		0-1-0		NEUTRAL		0-0-0		0-0-0		0-2-0							
14-16-0		0-2-0		0-1-0		NON-CONFERENCE		0-3-0		0-1-0		14-9-0							
9-3-0		0-0-0		0-0-0		HOME		0-0-0		0-1-0		9-2-0							
5-10-0		0-2-0		0-0-		AWAY		0-3-0		0-0-0		5-5-0							
0-3-0		0-0-0		0-1-0		NEUTRAL		0-0-0		0-0-0		0-2-0							
5-16-0		0-0-0		0-0-0		CONFERENCE		0-0-0		1-5-0		4-11-0							
2-7-0		0-0-0		0-0-0		HOME		0-0-0		1-2-0		1-5-0							
3-9-0		0-0-0		0-0-0		AWAY		0-0-0		0-3-0		3-6-0							
0-0-0		0-0-0		0-0-0		NEUTRAL		0-0-0		0-0-0		0-0-0							
RPI S	Opponent		Score		RPI S	Opponent		Score		RPI S	Opponent		Score		RPI S	Opponent		Score	
11 A	Virginia		4	8	37 N	Maryland		5	6	85 A	East Carolina		4	9	112 H	William & Mary		7	1
11 A	Virginia		2	3						85 A	East Carolina		7	12	112 H	William & Mary		1	8
										85 A	East Carolina		5	8	112 H	William & Mary		3	12
															115 H	Cornell		14	27
															142 A	Col. of Charleston		0	5
															142 A	Col. of Charleston		3	16
															142 A	Col. of Charleston		1	8
															153 A	Delaware		1	11
															153 A	Delaware		0	8
															153 A	Delaware		5	7
															166 A	UMBC		7	3
															166 H	UMBC		4	2
															173 A	CSUN		6	5
															173 A	CSUN		7	2
															173 A	CSUN		4	1
															173 A	CSUN		5	11
															177 A	George Washington		4	13
															177 H	George Washington		8	4
															178 H	Northeastern		2	5
															178 H	Northeastern		5	7
															178 H	Northeastern		3	5
															184 A	George Mason		14	2
															184 H	George Mason		6	10
															185 N	UMass Lowell		8	10
															200 A	Navy		6	11
															201 H	Elon		4	5
															201 H	Elon		11	10

Non-Div. I Games:

Towson

RPI	S	Opponent	Score	
201	H	Elon	1	8
226	A	James Madison	4	7
226	A	James Madison	8	6
226	A	James Madison	6	7
260	H	Norfolk St.	0	8
260	H	Norfolk St.	5	0
261	N	Iona	1	3
266	A	Hofstra	10	2
266	A	Hofstra	12	6
266	A	Hofstra	5	11
270	H	Wagner	6	3
270	H	Wagner	2	1
270	H	Wagner	3	2
275	A	Delaware St.	1	8
275	H	Delaware St.	7	6
288	A	UMES	4	10
288	H	UMES	4	3
294	H	Coppin St.	7	5

Towson

UNLV

UNLV

RPI	S	Opponent	Score	
279	H	Omaha	2	8
279	H	Omaha	20	3

UNLV

U
N
L
V

U
N
L
V

Average RPI Win:	214	WON-LOST	WINNING	LAST 10	STRENGTH OF	OPP. STRENGTH	TEAM	ADJ	CONF.	ADJ CONF.	
Average RPI Loss:	167	RECORD	PCT. RANK	GAMES	SCHEDULE	OF SCHEDULE	RPI	RPI	RPI	RPI	
DIV. I ONLY	19-26-1	.42391	215	3-7-0	265	249	247	.45174	246	26	26
DIV. I NON-CONF.	8-14-1	.36957	231	0-2-0	264	141	239	.45365	239	25	25
<hr/>											
TOTALS	RPI 1-25	RPI 26-50		W-L RECORDS		RPI 51-100		RPI 101-150		RPI 150+	
19-26-1	0-0-0	0-0-0		OVERALL		2-6-0		2-2-0		15-18-1	
8-8-0	0-0-0	0-0-0		HOME		0-1-0		0-0-0		8-7-0	
10-17-1	0-0-0	0-0-0		AWAY		2-5-0		2-2-0		6-10-1	
1-1-0	0-0-0	0-0-0		NEUTRAL		0-0-0		0-0-0		1-1-0	
<hr/>											
8-14-1	0-0-0	0-0-0		NON-CONFERENCE		2-6-0		1-0-0		5-8-1	
2-3-0	0-0-0	0-0-0		HOME		0-1-0		0-0-0		2-2-0	
5-10-1	0-0-0	0-0-		AWAY		2-5-0		1-0-0		2-5-1	
1-1-0	0-0-0	0-0-0		NEUTRAL		0-0-0		0-0-0		1-1-0	
<hr/>											
11-12-0	0-0-0	0-0-0		CONFERENCE		0-0-0		1-2-0		10-10-0	
6-5-0	0-0-0	0-0-0		HOME		0-0-0		0-0-0		6-5-0	
5-7-0	0-0-0	0-0-0		AWAY		0-0-0		1-2-0		4-5-0	
0-0-0	0-0-0	0-0-0		NEUTRAL		0-0-0		0-0-0		0-0-0	
<hr/>											
RPI S	Opponent	Score	RPI S	Opponent	Score	RPI S	Opponent	Score	RPI S	Opponent	Score
						76 H	Seton Hall	0 9	101 A	Rutgers	7 2
						84 A	Charlotte	2 13	130 A	Marist	3 1
						84 A	Charlotte	2 12	130 A	Marist	1 10
						84 A	Charlotte	2 4	130 A	Marist	1 5
						84 A	Charlotte	2 12	153 A	Delaware	4 3
						92 A	Georgia	8 3	153 A	Delaware	5 8
						92 A	Georgia	3 9	153 N	Delaware	6 21
						92 A	Georgia	11 4	155 A	Canisius	0 9
									155 A	Canisius	0 7
									155 A	Canisius	3 4
									163 H	Fairfield	6 5
									163 H	Fairfield	0 1
									163 H	Fairfield	1 9
									170 A	Radford	5 11
									170 A	Radford	1 3
									170 A	Radford	0 18
									181 A	Princeton	7 7
									210 A	Campbell	12 7
									210 A	Campbell	5 7
									213 H	Niagara	2 1
			213 H	Niagara	6 5						
			213 H	Niagara	2 1						
			LAST 10 GAMES								
			214 H	Monmouth	0 8	130 A	Marist	1 5	214 H	Monmouth	0 8
			214 H	Monmouth	11 4	254 H	Manhattan	6 1	214 H	Monmouth	11 4
			76 H	Seton Hall	0 9	254 H	Manhattan	6 8	237 H	Saint Joseph's	5 13
			130 A	Marist	3 1	254 H	Manhattan	5 7	254 H	Manhattan	6 1
			130 A	Marist	1 10	237 H	Saint Joseph's	5 13	254 H	Manhattan	5 7

Non-Div. I Games:

Rider

RPI	S	Opponent	Score
254	H	Manhattan	6 8
261	A	Iona	4 6
261	A	Iona	2 7
261	A	Iona	10 8
270	H	Wagner	7 14
275	N	Delaware St.	4 2
289	H	NJIT	8 1
291	H	Lafayette	2 0
299	A	Saint Peter's	28 4
299	A	Saint Peter's	15 1
299	A	Saint Peter's	7 0

Rider

Average RPI Win: 237		WON-LOST RECORD		WINNING PCT. RANK		LAST 10 GAMES		STRENGTH OF SCHEDULE		OPP. STRENGTH OF SCHEDULE		TEAM RPI		ADJ RPI		CONF. RPI		ADJ CONF. RPI	
DIV. I ONLY		15-25-0		.375 240		3-7-0		183		264		236		.45101 247		25		25	
DIV. I NON-CONF.		8-11-0		.42105 199		0-0-0		162		254		187		.47647 203		26		26	
TOTALS		RPI 1-25		RPI 26-50		W-L RECORDS		RPI 51-100		RPI 101-150		RPI 150+							
15-25-0		0-0-0		0-2-0		OVERALL		0-2-0		1-11-0		14-10-0							
9-5-0		0-0-0		0-0-0		HOME		0-0-0		0-0-0		9-5-0							
6-18-0		0-0-0		0-2-0		AWAY		0-0-0		1-11-0		5-5-0							
0-2-0		0-0-0		0-0-0		NEUTRAL		0-2-0		0-0-0		0-0-0							
8-11-0		0-0-0		0-2-0		NON-CONFERENCE		0-2-0		1-5-0		7-2-0							
4-1-0		0-0-0		0-0-0		HOME		0-0-0		0-0-0		4-1-0							
4-8-0		0-0-0		0-0-		AWAY		0-0-0		1-5-0		3-1-0							
0-2-0		0-0-0		0-0-0		NEUTRAL		0-2-0		0-0-0		0-0-0							
7-14-0		0-0-0		0-0-0		CONFERENCE		0-0-0		0-6-0		7-8-0							
5-4-0		0-0-0		0-0-0		HOME		0-0-0		0-0-0		5-4-0							
2-10-0		0-0-0		0-0-0		AWAY		0-0-0		0-6-0		2-4-0							
0-0-0		0-0-0		0-0-0		NEUTRAL		0-0-0		0-0-0		0-0-0							
RPI	S	Opponent	Score	RPI	S	Opponent	Score	RPI	S	Opponent	Score	RPI	S	Opponent	Score				
				43	A	Nebraska	2 12	69	N	BYU	9 10	110	A	New Mexico St.	2 6				
				43	A	Nebraska	2 8	69	N	BYU	0 6	110	A	New Mexico St.	4 7				
												110	A	New Mexico St.	3 10				
												129	A	San Francisco	6 7				
												129	A	San Francisco	3 8				
												129	A	San Francisco	4 11				
												129	A	San Francisco	3 2				
												139	A	Grand Canyon	0 7				
												139	A	Grand Canyon	2 12				
												139	A	Grand Canyon	3 12				
												146	A	Wichita St.	5 11				
												146	A	Wichita St.	4 10				
												179	A	CSU Bakersfield	3 14				
												179	A	CSU Bakersfield	1 10				
												179	A	CSU Bakersfield	0 6				
												206	H	Air Force	9 8				
												211	H	Sacramento St.	8 7				
												211	H	Sacramento St.	7 5				
												211	H	Sacramento St.	9 5				
												236	A	San Jose St.	1 0				
												236	A	San Jose St.	4 5				
												249	H	North Dakota St.	4 7				
												249	H	North Dakota St.	8 2				
												249	H	North Dakota St.	7 6				
												249	H	North Dakota St.	7 5				
												252	A	UTRGV	6 5				
												252	A	UTRGV	5 6				
Non-Div. I Games:		San Fran. St.		12 4		UC-Colo. Springs		10 6		Regis (CO)		4 5		MSU Denver		8 6			
		MSU Denver		1 2		MSU Denver		0 4								Northern Colo.			

RPI	S	Opponent	Score	
252	A	UTRGV	5	4
264	H	Utah Valley	1	6
264	H	Utah Valley	7	0
264	H	Utah Valley	5	9
273	H	Seattle U	11	10
273	H	Seattle U	12	14
273	H	Seattle U	1	10
279	A	Omaha	9	4
279	A	Omaha	7	3

Northern Colo.

N
o
r
t
h
e
r
n
C
o
l
o
.

N
o
r
t
h
e
r
n
C
o
l
o
.

Average RPI Win:	257	WON-LOST	WINNING	LAST 10	STRENGTH OF	OPP. STRENGTH	TEAM	ADJ	CONF.	ADJ CONF.					
Average RPI Loss:	160	RECORD	PCT. RANK	GAMES	SCHEDULE	OF SCHEDULE	RPI	RPI	RPI	RPI					
DIV. I ONLY	18-22-0	.45	193	6-4-0	273	277	248	.45038	248	30	30				
DIV. I NON-CONF.	3-10-0	.23077	271	0-0-0	200	79	256	.43909	256	28	28				
<hr/>															
TOTALS	RPI 1-25	RPI 26-50		W-L RECORDS		RPI 51-100		RPI 101-150		RPI 150+					
18-22-0	0-0-0	0-0-0		OVERALL		2-10-0		0-0-0		16-12-0					
7-5-0	0-0-0	0-0-0		HOME		1-2-0		0-0-0		6-3-0					
9-13-0	0-0-0	0-0-0		AWAY		1-8-0		0-0-0		8-5-0					
2-4-0	0-0-0	0-0-0		NEUTRAL		0-0-0		0-0-0		2-4-0					
<hr/>															
3-10-0	0-0-0	0-0-0		NON-CONFERENCE		1-5-0		0-0-0		2-5-0					
0-0-0	0-0-0	0-0-0		HOME		0-0-0		0-0-0		0-0-0					
1-6-0	0-0-0	0-0-		AWAY		1-5-0		0-0-0		0-1-0					
2-4-0	0-0-0	0-0-0		NEUTRAL		0-0-0		0-0-0		2-4-0					
<hr/>															
15-12-0	0-0-0	0-0-0		CONFERENCE		1-5-0		0-0-0		14-7-0					
7-5-0	0-0-0	0-0-0		HOME		1-2-0		0-0-0		6-3-0					
8-7-0	0-0-0	0-0-0		AWAY		0-3-0		0-0-0		8-4-0					
0-0-0	0-0-0	0-0-0		NEUTRAL		0-0-0		0-0-0		0-0-0					
<hr/>															
RPI	S	Opponent	Score	RPI	S	Opponent	Score	RPI	S	Opponent	Score				
						67	A	Oklahoma St.	2	1	156	N	Central Conn. St.	4	6
						67	A	Oklahoma St.	3	6	156	N	Central Conn. St.	6	15
						67	A	Oklahoma St.	3	8	165	A	Creighton	5	6
						75	A	Minnesota	2	5	193	N	Maine	0	6
						75	A	Minnesota	5	7	193	N	Maine	3	4
						93	A	Oral Roberts	2	6	249	A	North Dakota St.	1	4
						93	A	Oral Roberts	6	7	249	A	North Dakota St.	1	0
						93	A	Oral Roberts	5	11	249	A	North Dakota St.	1	4
						93	H	Oral Roberts	5	14	249	H	North Dakota St.	4	11
						93	H	Oral Roberts	6	8	249	H	North Dakota St.	2	1
						93	H	Oral Roberts	5	2	249	H	North Dakota St.	0	3
						96	A	Iowa	3	4	258	N	Northern Ill.	7	2
											269	A	Western Ill.	4	8
											269	A	Western Ill.	13	5
											269	A	Western Ill.	2	7
											269	H	Western Ill.	5	7
											269	H	Western Ill.	18	8
											269	H	Western Ill.	8	7
											279	A	Omaha	15	0
											279	A	Omaha	5	2
					279	A	Omaha	13	4						
				LAST 10 GAMES											
						282	N	Chicago St.	3	1					
						298	A	Fort Wayne	10	5					
						298	A	Fort Wayne	12	3					
						298	A	Fort Wayne	11	2					
						298	H	Fort Wayne	12	2					
						93	H	Oral Roberts	1	0					
<hr/>															
Non-Div. I Games:	Minn.-Crookston	8	4	Dakota Wesleyan	1	0	Waldorf	5	3	Waldorf	10	4			
South Dakota St.															

South Dakota St.

Average RPI Win:	245	WON-LOST	WINNING	LAST 10	STRENGTH OF	OPP. STRENGTH	TEAM	ADJ	CONF.	ADJ CONF.		
Average RPI Loss:	203	RECORD	PCT. RANK	GAMES	SCHEDULE	OF SCHEDULE	RPI	RPI	RPI	RPI		
DIV. I ONLY		24-22-0	.52174	130	7-2-0	290	278	249	.45026	249	30	30
DIV. I NON-CONF.		7-12-0	.36842	232	0-0-0	298	267	280	.41816	280	28	28
<hr/>												
TOTALS	RPI 1-25	RPI 26-50		W-L RECORDS		RPI 51-100		RPI 101-150		RPI 150+		
24-22-0	0-0-0	0-0-0		OVERALL		3-6-0		1-2-0		20-14-0		
11-5-0	0-0-0	0-0-0		HOME		2-2-0		0-0-0		9-3-0		
12-13-0	0-0-0	0-0-0		AWAY		1-4-0		0-0-0		11-9-0		
1-4-0	0-0-0	0-0-0		NEUTRAL		0-0-0		1-2-0		0-2-0		
7-12-0	0-0-0	0-0-0		NON-CONFERENCE		1-2-0		1-2-0		5-8-0		
0-1-0	0-0-0	0-0-0		HOME		0-1-0		0-0-0		0-0-0		
6-7-0	0-0-0	0-0-		AWAY		1-1-0		0-0-0		5-6-0		
1-4-0	0-0-0	0-0-0		NEUTRAL		0-0-0		1-2-0		0-2-0		
17-10-0	0-0-0	0-0-0		CONFERENCE		2-4-0		0-0-0		15-6-0		
11-4-0	0-0-0	0-0-0		HOME		2-1-0		0-0-0		9-3-0		
6-6-0	0-0-0	0-0-0		AWAY		0-3-0		0-0-0		6-3-0		
0-0-0	0-0-0	0-0-0		NEUTRAL		0-0-0		0-0-0		0-0-0		
RPI	S	Opponent	Score	RPI	S	Opponent	Score	RPI	S	Opponent	Score	
						75 A Minnesota	3 1	128 N St. Bonaventure			3 7	
						75 A Minnesota	1 7	128 N St. Bonaventure			3 10	
						75 H Minnesota	1 6	128 N St. Bonaventure			10 0	
						93 A Oral Roberts	1 5	247 A Northern Colo.			7 4	
						93 A Oral Roberts	2 8	247 A Northern Colo.			5 7	
						93 A Oral Roberts	1 9	247 A Northern Colo.			2 8	
						93 H Oral Roberts	0 4	247 A Northern Colo.			6 7	
						93 H Oral Roberts	10 7	248 A South Dakota St.			3 0	
						93 H Oral Roberts	3 2	248 A South Dakota St.			1 2	
								248 A South Dakota St.			11 4	
								248 H South Dakota St.			4 1	
								248 H South Dakota St.			4 1	
								248 H South Dakota St.			0 1	
								262 N Massachusetts			5 9	
								267 A Abilene Christian			3 5	
								267 A Abilene Christian			1 9	
								267 A Abilene Christian			1 4	
								269 A Western Ill.			7 5	
								269 A Western Ill.			1 5	
								269 A Western Ill.			1 0	
								269 H Western Ill.			8 0	
								269 H Western Ill.			6 3	
								269 H Western Ill.			5 2	
						269 H Western Ill.	6 3	279 A Omaha			6 1	
						269 H Western Ill.	8 0	279 A Omaha			0 10	
						269 H Western Ill.	5 2	279 A Omaha			1 0	
						93 H Oral Roberts	0 4	279 A Omaha			10 2	
						93 H Oral Roberts	3 2	279 H Omaha				

Non-Div. I Games:	Valley City St.	8	3	Dakota Wesleyan	3	2	Minot St.	7	4	North Dakota St.
-------------------	-----------------	---	---	-----------------	---	---	-----------	---	---	------------------

RPI	S	Opponent	Score	
279	H	Omaha	3	6
279	H	Omaha	1	3
283	N	Lehigh	0	4
293	A	Mississippi Val.	9	3
293	A	Mississippi Val.	9	6
293	A	Mississippi Val.	10	4
293	A	Mississippi Val.	7	4
298	H	Fort Wayne	6	4
298	H	Fort Wayne	12	2
298	H	Fort Wayne	2	1

North Dakota St.

N
o
r
t
h
D
a
k
o
t
a
S
t
.

N
o
r
t
h
D
a
k
o
t
a
S
t
.

Average RPI Win: 199		WON-LOST	WINNING	LAST 10	STRENGTH OF		OPP. STRENGTH	TEAM	ADJ		CONF.	ADJ CONF.			
Average RPI Loss: 117		RECORD	PCT. RANK	GAMES	SCHEDULE		OF SCHEDULE	RPI	RPI		RPI	RPI			
DIV. I ONLY		17-32-0	.34694	253	4-6-0		167	151	250		13	13			
DIV. I NON-CONF.		12-13-0	.48	166	1-4-0		199	150	206		11	11			
TOTALS		RPI 1-25	RPI 26-50		W-L RECORDS		RPI 51-100		RPI 101-150		RPI 150+				
17-32-0		0-0-0	0-4-0		OVERALL		1-17-0		4-0-0		12-11-0				
15-9-0		0-0-0	0-0-0		HOME		0-3-0		4-0-0		11-6-0				
2-23-0		0-0-0	0-4-0		AWAY		1-14-0		0-0-0		1-5-0				
0-0-0		0-0-0	0-0-0		NEUTRAL		0-0-0		0-0-0		0-0-0				
12-13-0		0-0-0	0-4-0		NON-CONFERENCE		1-2-0		4-0-0		7-7-0				
11-4-0		0-0-0	0-0-0		HOME		0-0-0		4-0-0		7-4-0				
1-9-0		0-0-0	0-0-		AWAY		1-2-0		0-0-0		0-3-0				
0-0-0		0-0-0	0-0-0		NEUTRAL		0-0-0		0-0-0		0-0-0				
5-19-0		0-0-0	0-0-0		CONFERENCE		0-15-0		0-0-0		5-4-0				
4-5-0		0-0-0	0-0-0		HOME		0-3-0		0-0-0		4-2-0				
1-14-0		0-0-0	0-0-0		AWAY		0-12-0		0-0-0		1-2-0				
0-0-0		0-0-0	0-0-0		NEUTRAL		0-0-0		0-0-0		0-0-0				
RPI	S	Opponent	Score	RPI	S	Opponent	Score	RPI	S	Opponent	Score	RPI	S	Opponent	Score
				28	A	Florida St.	8 9	51	A	San Diego	4 10	116	H	Washington St.	14 8
				28	A	Florida St.	3 5	51	A	San Diego	0 1	126	H	Cal Poly	2 0
				28	A	Florida St.	3 5	51	A	San Diego	5 9	126	H	Cal Poly	16 0
				28	A	Florida St.	5 18	56	A	Loyola Marymount	6 15	126	H	Cal Poly	8 3
								56	A	Loyola Marymount	4 5	159	A	Fresno St.	4 10
								56	A	Loyola Marymount	7 8	159	H	Fresno St.	12 11
								65	A	Saint Mary's (CA)	1 5	167	H	UC Davis	3 2
								65	A	Saint Mary's (CA)	2 3	199	H	Pepperdine	6 7
								65	A	Saint Mary's (CA)	9 15	199	H	Pepperdine	4 1
								68	A	Gonzaga	0 9	199	H	Pepperdine	11 5
								68	A	Gonzaga	0 4	209	H	Penn St.	2 11
								68	A	Gonzaga	4 9	209	H	Penn St.	6 1
								69	H	BYU	2 5	209	H	Penn St.	4 11
								69	H	BYU	0 6	211	A	Sacramento St.	1 9
								69	H	BYU	1 12	211	H	Sacramento St.	2 5
								89	A	San Diego St.	5 11	236	A	San Jose St.	2 9
								89	A	San Diego St.	0 11	236	H	San Jose St.	12 10
								89	A	San Diego St.	5 1	265	A	Santa Clara	2 7
												265	A	Santa Clara	6 2
												265	A	Santa Clara	3 5
												273	H	Seattle U	7 5
												273	H	Seattle U	4 17
												273	H	Seattle U	13 4
												273	H	Seattle U	4 3
												277	H	Portland	7 10
												277	H	Portland	2 0
												277	H	Portland	3 1
LAST 10 GAMES				265	A	Santa Clara	6 2	28	A	Florida St.	3 5	273	H	Seattle U	13 4
				265	A	Santa Clara	2 7	28	A	Florida St.	5 18	273	H	Seattle U	4 3
				265	A	Santa Clara	3 5	28	A	Florida St.	8 9	277	H	Portland	7 10
				167	H	UC Davis	3 2	277	H	Portland	2 0	277	H	Portland	2 0
				28	A	Florida St.	3 5	277	H	Portland	3 1	277	H	Portland	3 1

Non-Div. I Games:

Pacific

Average RPI Win: 207		WON-LOST	WINNING	LAST 10	STRENGTH OF		OPP. STRENGTH	TEAM	ADJ		CONF.	ADJ CONF.
Average RPI Loss: 152		RECORD	PCT. RANK	GAMES	SCHEDULE		OF SCHEDULE	RPI	RPI		RPI	RPI
DIV. I ONLY		17-32-0	.34694	253	3-7-0		159	225	251	.44957	251	22
DIV. I NON-CONF.		11-18-0	.37931	228	2-1-0		176	230	244	.45117	244	24
TOTALS		RPI 1-25	RPI 26-50		W-L RECORDS		RPI 51-100		RPI 101-150		RPI 150+	
17-32-0		0-2-0	1-4-0		OVERALL		1-3-0		1-3-0		14-20-0	
10-15-0		0-0-0	1-1-0		HOME		1-3-0		1-1-0		7-10-0	
6-16-0		0-2-0	0-2-0		AWAY		0-0-0		0-2-0		6-10-0	
1-1-0		0-0-0	0-1-0		NEUTRAL		0-0-0		0-0-0		1-0-0	
11-18-0		0-2-0	1-4-0		NON-CONFERENCE		0-1-0		1-1-0		9-10-0	
8-8-0		0-0-0	1-1-0		HOME		0-1-0		1-1-0		6-5-0	
2-9-0		0-2-0	0-0-		AWAY		0-0-0		0-0-0		2-5-0	
1-1-0		0-0-0	0-1-0		NEUTRAL		0-0-0		0-0-0		1-0-0	
6-14-0		0-0-0	0-0-0		CONFERENCE		1-2-0		0-2-0		5-10-0	
2-7-0		0-0-0	0-0-0		HOME		1-2-0		0-0-0		1-5-0	
4-7-0		0-0-0	0-0-0		AWAY		0-0-0		0-2-0		4-5-0	
0-0-0		0-0-0	0-0-0		NEUTRAL		0-0-0		0-0-0		0-0-0	
RPI S	Opponent	Score	RPI S	Opponent	Score	RPI S	Opponent	Score	RPI S	Opponent	Score	
2 A	North Carolina	4 5	29 N	St. John's (NY)	3 7	53 H	Rhode Island	1 5	112 H	William & Mary	10 11	
23 A	Texas	0 9	37 A	Maryland	11 12	53 H	Rhode Island	5 16	115 H	Cornell	8 7	
			41 H	Old Dominion	5 1	53 H	Rhode Island	7 6	128 A	St. Bonaventure	5 6	
			46 A	Coastal Caro.	5 8	81 H	Michigan St.	4 13	128 A	St. Bonaventure	2 7	
			50 H	Binghamton	0 15				161 A	Saint Louis	2 8	
									161 A	Saint Louis	11 7	
									161 A	Saint Louis	3 4	
									177 H	George Washington	2 4	
									177 H	George Washington	8 5	
									177 H	George Washington	4 10	
									183 A	Texas St.	5 6	
									183 A	Texas St.	3 18	
									183 A	Texas St.	2 13	
									184 H	George Mason	6 7	
									184 H	George Mason	3 12	
									184 H	George Mason	3 4	
									195 A	VMI	3 6	
									197 N	N.C. A&T	3 1	
									208 H	UNC Asheville	4 2	
									208 H	UNC Asheville	5 3	
									208 H	UNC Asheville	1 4	
									210 H	Campbell	4 5	
									222 H	Toledo	4 6	
									222 H	Toledo	15 9	
									226 A	James Madison	7 9	
									237 A	Saint Joseph's	10 2	
									237 A	Saint Joseph's	1 2	
LAST 10 GAMES			161 A	Saint Louis	2 8	128 A	St. Bonaventure	5 6	222 H	Toledo	4 6	
			161 A	Saint Louis	11 7	128 A	St. Bonaventure	2 7	222 H	Toledo	15 9	
			161 A	Saint Louis	3 4	2 A	North Carolina	4 5	226 A	James Madison	7 9	
			294 A	Coppin St.	7 4	184 H	George Mason	3 4	237 A	Saint Joseph's	10 2	
			41 H	Old Dominion	5 1	184 H	George Mason	3 12	237 A	Saint Joseph's	1 2	

Non-Div. I Games:

Richmond

RPI	S	Opponent	Score	
237	A	Saint Joseph's	0	1
259	H	Longwood	11	7
260	H	Norfolk St.	8	10
268	A	Dayton	11	1
268	A	Dayton	10	5
268	A	Dayton	5	6
272	H	Youngstown St.	7	1
272	H	Youngstown St.	5	2
272	H	Youngstown St.	5	8
274	A	Incarnate Word	7	5
294	A	Coppin St.	7	4

Richmond

R
i
c
h
m
o
n
d

R
i
c
h
m
o
n
d

RPI	S	Opponent	Score	
264	H	Utah Valley	1	4
273	H	Seattle U	5	6
273	H	Seattle U	7	6
273	H	Seattle U	12	9
274	A	Incarnate Word	6	4
276	H	Texas Southern	5	4
276	H	Texas Southern	9	0
276	H	Texas Southern	11	4
276	H	Texas Southern	12	2
282	H	Chicago St.	10	9
282	H	Chicago St.	7	1
282	H	Chicago St.	5	12
285	H	Prairie View	11	0
285	H	Prairie View	4	0
285	H	Prairie View	10	3
285	H	Prairie View	6	1

UTRGV

U
T
R
G
V

U
T
R
G
V

Average RPI Win: 189		WON-LOST	WINNING	LAST 10	STRENGTH OF		OPP. STRENGTH	TEAM	ADJ		CONF.	ADJ CONF.
Average RPI Loss: 144		RECORD	PCT. RANK	GAMES	SCHEDULE		OF SCHEDULE	RPI	RPI		RPI	RPI
DIV. I ONLY		22-29-0	.43137	209	4-6-0		214	138	253		20	20
DIV. I NON-CONF.		17-16-0	.51515	143	2-0-0		279	168	258		21	21
TOTALS		RPI 1-25	RPI 26-50		W-L RECORDS		RPI 51-100		RPI 101-150		RPI 150+	
22-29-0		0-0-0	0-0-0		OVERALL		1-5-0		5-12-0		16-12-0	
18-18-0		0-0-0	0-0-0		HOME		0-0-0		4-12-0		14-6-0	
3-11-0		0-0-0	0-0-0		AWAY		1-5-0		1-0-0		1-6-0	
1-0-0		0-0-0	0-0-0		NEUTRAL		0-0-0		0-0-0		1-0-0	
17-16-0		0-0-0	0-0-0		NON-CONFERENCE		0-0-0		2-9-0		15-7-0	
14-13-0		0-0-0	0-0-0		HOME		0-0-0		1-9-0		13-4-0	
2-3-0		0-0-0	0-0-		AWAY		0-0-0		1-0-0		1-3-0	
1-0-0		0-0-0	0-0-0		NEUTRAL		0-0-0		0-0-0		1-0-0	
5-13-0		0-0-0	0-0-0		CONFERENCE		1-5-0		3-3-0		1-5-0	
4-5-0		0-0-0	0-0-0		HOME		0-0-0		3-3-0		1-2-0	
1-8-0		0-0-0	0-0-0		AWAY		1-5-0		0-0-0		0-3-0	
0-0-0		0-0-0	0-0-0		NEUTRAL		0-0-0		0-0-0		0-0-0	
RPI S	Opponent	Score	RPI S	Opponent	Score	RPI S	Opponent	Score	RPI S	Opponent	Score	
						55 A	FGCU	6 7	101 H	Rutgers	1 5	
						55 A	FGCU	3 1	101 H	Rutgers	7 10	
						55 A	FGCU	6 11	101 H	Rutgers	3 11	
						80 A	Jacksonville	1 8	103 H	Wright St.	1 5	
						80 A	Jacksonville	1 8	109 H	North Florida	4 3	
						80 A	Jacksonville	0 4	109 H	North Florida	2 7	
									109 H	North Florida	2 1	
									114 H	Virginia Tech	2 8	
									114 H	Virginia Tech	3 11	
									114 H	Virginia Tech	8 9	
									134 H	Pittsburgh	9 5	
									134 H	Pittsburgh	1 3	
									136 A	Furman	14 7	
									136 H	Furman	4 7	
									147 H	Stetson	4 6	
									147 H	Stetson	0 11	
									147 H	Stetson	5 2	
									152 A	Wofford	2 4	
									152 H	Wofford	14 10	
									152 H	Wofford	6 5	
									157 A	Presbyterian	6 5	
									157 H	Presbyterian	5 4	
						80 A	Jacksonville	0 4	162 A	Kennesaw St.	0 4	
						80 A	Jacksonville	1 8	162 A	Kennesaw St.	5 8	
						80 A	Jacksonville	1 8	162 A	Kennesaw St.	2 9	
						152 H	Wofford	6 5	175 H	Gardner-Webb	5 10	
						109 H	North Florida	4 3	203 H	Georgetown	12 0	

Non-Div. I Games:

USC Upstate

RPI	S	Opponent	Score	
205	H	Lipscomb	4	19
205	H	Lipscomb	3	5
205	H	Lipscomb	16	7
208	A	UNC Asheville	4	8
208	H	UNC Asheville	10	9
214	H	Monmouth	14	5
226	H	James Madison	1	2
231	A	Charleston So.	3	4
231	H	Charleston So.	5	1
231	N	Charleston So.	10	4
239	H	Quinnipiac	5	3
239	H	Quinnipiac	3	11
239	H	Quinnipiac	5	3
259	H	Longwood	10	5
268	H	Dayton	21	20
280	H	La Salle	6	3
280	H	La Salle	7	3
280	H	La Salle	1	8

USC Upstate

M
a
n
h
a
t
t
a
n

Manhattan

RPI	S	Opponent	Score	
243	H	Siena	5	4
243	H	Siena	1	12
243	H	Siena	1	2
246	A	Rider	1	6
246	A	Rider	8	6
246	A	Rider	7	5
261	A	Iona	1	4
261	A	Iona	4	1
261	A	Iona	2	5
266	A	Hofstra	6	3
266	H	Hofstra	2	8
283	N	Lehigh	16	0

Manhattan

Average RPI Win: 215		WON-LOST	WINNING	LAST 10	STRENGTH OF		OPP. STRENGTH	TEAM	ADJ	CONF.	ADJ CONF.
Average RPI Loss: 167		RECORD	PCT. RANK	GAMES	SCHEDULE		OF SCHEDULE	RPI	RPI	RPI	RPI
DIV. I ONLY		22-28-0	.44	205	5-5-0		236	243	255	.44636	255
DIV. I NON-CONF.		8-17-0	.32	246	0-2-0		238	273	283	.40973	283
TOTALS		RPI 1-25	RPI 26-50		W-L RECORDS		RPI 51-100		RPI 101-150		RPI 150+
22-28-0		0-0-0	0-1-0		OVERALL		1-4-0		6-7-0		15-16-0
16-15-0		0-0-0	0-0-0		HOME		1-1-0		3-4-0		12-10-0
6-12-0		0-0-0	0-1-0		AWAY		0-3-0		3-3-0		3-5-0
0-1-0		0-0-0	0-0-0		NEUTRAL		0-0-0		0-0-0		0-1-0
8-17-0		0-0-0	0-1-0		NON-CONFERENCE		0-0-0		2-5-0		6-11-0
7-11-0		0-0-0	0-0-0		HOME		0-0-0		1-3-0		6-8-0
1-5-0		0-0-0	0-0-		AWAY		0-0-0		1-2-0		0-2-0
0-1-0		0-0-0	0-0-0		NEUTRAL		0-0-0		0-0-0		0-1-0
14-11-0		0-0-0	0-0-0		CONFERENCE		1-4-0		4-2-0		9-5-0
9-4-0		0-0-0	0-0-0		HOME		1-1-0		2-1-0		6-2-0
5-7-0		0-0-0	0-0-0		AWAY		0-3-0		2-1-0		3-3-0
0-0-0		0-0-0	0-0-0		NEUTRAL		0-0-0		0-0-0		0-0-0
RPI S	Opponent	Score	RPI S	Opponent	Score	RPI S	Opponent	Score	RPI S	Opponent	Score
			40 A	North Carolina St.	0 13	86 A	Bethune-Cookman	5 15	113 A	Florida A&M	5 1
						86 A	Bethune-Cookman	5 7	113 A	Florida A&M	4 5
						86 A	Bethune-Cookman	1 13	113 A	Florida A&M	14 7
						86 H	Bethune-Cookman	10 2	113 H	Florida A&M	13 6
						86 H	Bethune-Cookman	0 6	113 H	Florida A&M	8 0
									113 H	Florida A&M	5 17
									118 A	Duke	4 8
									118 H	Duke	6 14
									132 A	High Point	11 5
									132 H	High Point	6 10
									149 A	UNCW	0 3
									149 H	UNCW	8 6
									149 H	UNCW	8 16
									157 A	Presbyterian	7 8
									157 H	Presbyterian	7 8
									180 H	Appalachian St.	5 7
									180 N	Appalachian St.	5 9
									197 A	N.C. A&T	3 4
									197 A	N.C. A&T	7 8
									197 A	N.C. A&T	2 5
									197 H	N.C. A&T	11 1
									197 H	N.C. A&T	10 7
									197 H	N.C. A&T	6 8
									200 H	Navy	6 9
									200 H	Navy	3 2
									200 H	Navy	8 7
									210 H	Campbell	2 4
LAST 10 GAMES			210 H	Campbell	4 15	287 H	Savannah St.	4 2	197 H	N.C. A&T	6 8
			113 A	Florida A&M	14 7	287 H	Savannah St.	7 12	200 H	Navy	6 9
			113 A	Florida A&M	5 1	260 H	Norfolk St.	8 4	200 H	Navy	3 2
			113 A	Florida A&M	4 5	40 A	North Carolina St.	0 13	200 H	Navy	8 7
			287 H	Savannah St.	11 2	86 H	Bethune-Cookman	0 6	210 H	Campbell	2 4

Non-Div. I Games:

N.C. Central

RPI	S	Opponent	Score	
210	H	Campbell	4	15
259	A	Longwood	2	3
259	H	Longwood	3	5
260	H	Norfolk St.	8	4
261	H	Iona	1	3
261	H	Iona	6	12
261	H	Iona	7	5
287	A	Savannah St.	10	1
287	A	Savannah St.	19	1
287	A	Savannah St.	10	5
287	H	Savannah St.	7	12
287	H	Savannah St.	4	2
287	H	Savannah St.	11	2
288	H	UMES	6	0
289	H	NJIT	10	1
289	H	NJIT	7	3
289	H	NJIT	4	3

N.C. Central

N
.
C
.
C
e
n
t
r
a
l

N
.
C
.
C
e
n
t
r
a
l

Average RPI Win:	174	WON-LOST RECORD	WINNING PCT. RANK	LAST 10 GAMES	STRENGTH OF SCHEDULE	OPP. STRENGTH OF SCHEDULE	TEAM RPI	ADJ RPI	CONF. RPI	ADJ CONF. RPI		
Average RPI Loss:	155											
DIV. I ONLY	13-30-0	.30233	272	4-6-0	138	219	256	.44625	256	10	10	
DIV. I NON-CONF.	9-19-0	.32143	245	2-0-0	165	255	247	.44648	247	14	14	
<hr/>												
TOTALS	RPI 1-25	RPI 26-50		W-L RECORDS	RPI 51-100		RPI 101-150		RPI 150+			
13-30-0	0-3-0	0-0-0		OVERALL	1-5-0		5-3-0		7-19-0			
6-13-0	0-0-0	0-0-0		HOME	0-3-0		3-1-0		3-9-0			
5-12-0	0-3-0	0-0-0		AWAY	0-0-0		1-2-0		4-7-0			
2-5-0	0-0-0	0-0-0		NEUTRAL	1-2-0		1-0-0		0-3-0			
9-19-0	0-3-0	0-0-0		NON-CONFERENCE	1-2-0		2-0-0		6-14-0			
3-7-0	0-0-0	0-0-0		HOME	0-0-0		1-0-0		2-7-0			
4-7-0	0-3-0	0-0-		AWAY	0-0-0		0-0-0		4-4-0			
2-5-0	0-0-0	0-0-0		NEUTRAL	1-2-0		1-0-0		0-3-0			
4-11-0	0-0-0	0-0-0		CONFERENCE	0-3-0		3-3-0		1-5-0			
3-6-0	0-0-0	0-0-0		HOME	0-3-0		2-1-0		1-2-0			
1-5-0	0-0-0	0-0-0		AWAY	0-0-0		1-2-0		0-3-0			
0-0-0	0-0-0	0-0-0		NEUTRAL	0-0-0		0-0-0		0-0-0			
RPI S	Opponent	Score	RPI S	Opponent	Score	RPI S	Opponent	Score	RPI S	Opponent	Score	
17 A	Oklahoma	2 9				76 H	Seton Hall	0 1	101 H	Rutgers	3 2	
17 A	Oklahoma	1 17				76 H	Seton Hall	1 9	106 H	Xavier	1 10	
19 A	South Fla.	1 8				76 H	Seton Hall	0 2	106 H	Xavier	1 0	
						87 N	Boston College	3 10	106 H	Xavier	3 2	
						87 N	Boston College	1 7	122 N	Central Mich.	4 3	
						96 N	Iowa	10 1	137 A	Butler	1 4	
									137 A	Butler	5 1	
									137 A	Butler	0 1	
									152 H	Wofford	0 13	
									152 H	Wofford	3 7	
									152 H	Wofford	0 8	
									154 N	Ball St.	1 3	
									165 A	Creighton	1 2	
									165 A	Creighton	2 11	
									165 A	Creighton	5 6	
									177 H	George Washington	3 6	
									177 H	George Washington	2 5	
									177 H	George Washington	3 0	
									192 A	Penn	3 1	
									192 H	Penn	2 11	
									203 H	Georgetown	2 3	
									203 H	Georgetown	4 0	
									203 H	Georgetown	0 7	
									234 N	Western Mich.	6 11	
									237 A	Saint Joseph's	7 3	
									237 A	Saint Joseph's	1 9	
									237 H	Saint Joseph's	5 6	
				LAST 10 GAMES								
				76 H Seton Hall	0 1	137 A Butler	0 1					
				76 H Seton Hall	0 2	280 H La Salle	3 2					
				76 H Seton Hall	1 9	238 A Army West Point	8 3					
				137 A Butler	5 1	203 H Georgetown	2 3					
				137 A Butler	1 4	203 H Georgetown	4 0					

Non-Div. I Games:

Villanova

RPI	S	Opponent	Score	
238	A	Army West Point	8	3
258	N	Northern Ill.	4	6
260	A	Norfolk St.	3	11
260	A	Norfolk St.	7	12
260	A	Norfolk St.	1	4
270	A	Wagner	8	4
280	H	La Salle	3	2

Villanova

V
i
l
l
a
n
o
v
a

V
i
l
l
a
n
o
v
a

Average RPI Win:	225	WON-LOST	WINNING	LAST 10		STRENGTH OF	OPP. STRENGTH	TEAM	ADJ	CONF.	ADJ CONF.	
Average RPI Loss:	173	RECORD	PCT. RANK	GAMES		SCHEDULE	OF SCHEDULE	RPI	RPI	RPI	RPI	
DIV. I ONLY		18-32-0	.36	248	3-7-0	251	273	257	.44622	257	29	29
DIV. I NON-CONF.		7-20-0	.25926	264	0-1-0	208	262	243	.45163	243	27	27
<hr/>												
TOTALS	RPI 1-25	RPI 26-50		W-L RECORDS		RPI 51-100		RPI 101-150		RPI 150+		
18-32-0	0-0-0	0-1-0		OVERALL		2-4-0		2-8-0		14-19-0		
6-6-0	0-0-0	0-0-0		HOME		0-0-0		2-2-0		4-4-0		
12-26-0	0-0-0	0-1-0		AWAY		2-4-0		0-6-0		10-14-0		
0-0-0	0-0-0	0-0-0		NEUTRAL		0-0-0		0-0-0		0-0-0		
7-20-0	0-0-0	0-1-0		NON-CONFERENCE		2-4-0		0-4-0		5-11-0		
0-1-0	0-0-0	0-0-0		HOME		0-0-0		0-0-0		0-1-0		
7-19-0	0-0-0	0-0-		AWAY		2-4-0		0-4-0		5-10-0		
0-0-0	0-0-0	0-0-0		NEUTRAL		0-0-0		0-0-0		0-0-0		
11-12-0	0-0-0	0-0-0		CONFERENCE		0-0-0		2-4-0		9-8-0		
6-5-0	0-0-0	0-0-0		HOME		0-0-0		2-2-0		4-3-0		
5-7-0	0-0-0	0-0-0		AWAY		0-0-0		0-2-0		5-5-0		
0-0-0	0-0-0	0-0-0		NEUTRAL		0-0-0		0-0-0		0-0-0		
RPI	S	Opponent	Score	RPI	S	Opponent	Score	RPI	S	Opponent	Score	
				39	A	UConn	1 5	53	A	Rhode Island	4 6	
								55	A	FGCU	8 13	
								55	A	FGCU	1 5	
								55	A	FGCU	10 5	
								55	A	FGCU	3 9	
								62	A	Yale	9 6	
										144	A Bryant	
											5 7	
										144	A Bryant	
											5 8	
										144	H Bryant	
											1 5	
										144	H Bryant	
											5 4	
										144	H Bryant	
											12 3	
										144	H Bryant	
											2 3	
										150	A Hawaii	
											1 4	
										150	A Hawaii	
											5 6	
										150	A Hawaii	
											2 8	
										150	A Hawaii	
											3 6	
										156	A Central Conn. St.	
											1 2	
										156	A Central Conn. St.	
											5 11	
										156	A Central Conn. St.	
											5 9	
										156	A Central Conn. St.	
											4 3	
										156	A Central Conn. St.	
											1 9	
										156	A Central Conn. St.	
											6 2	
										160	A Hartford	
											8 9	
										163	A Fairfield	
											8 5	
										174	A Stony Brook	
											5 11	
										174	A Stony Brook	
											5 6	
										174	A Stony Brook	
											3 9	
										174	H Stony Brook	
											5 11	
				LAST 10 GAMES						218	A Fordham	
				144	H	Bryant	2 3	156	A	Central Conn. St.	5 9	
				144	H	Bryant	1 5	156	A	Central Conn. St.	5 11	
				144	H	Bryant	5 4	156	A	Central Conn. St.	1 9	
				144	H	Bryant	12 3	297	A	Mt. St. Mary's	7 4	
				39	A	UConn	1 5	297	A	Mt. St. Mary's	0 7	
										270	H Wagner	
											6 4	
										270	H Wagner	
											3 4	

Non-Div. I Games:

Sacred Heart

RPI	S	Opponent	Score	
270	H	Wagner	1	6
273	A	Seattle U	12	5
273	A	Seattle U	4	6
273	A	Seattle U	6	3
273	A	Seattle U	3	6
290	H	Fairleigh Dickinson	6	5
290	H	Fairleigh Dickinson	6	5
290	H	Fairleigh Dickinson	15	9
290	H	Fairleigh Dickinson	8	13
296	A	NYIT	3	4
296	A	NYIT	6	0
296	A	NYIT	6	2
297	A	Mt. St. Mary's	19	7
297	A	Mt. St. Mary's	17	4
297	A	Mt. St. Mary's	0	7
297	A	Mt. St. Mary's	7	4

Sacred Heart

S
a
c
r
e
d
H
e
a
r
t

S
a
c
r
e
d
H
e
a
r
t

Average RPI Win:	194	WON-LOST RECORD	WINNING PCT. RANK	LAST 10 GAMES	STRENGTH OF SCHEDULE	OPP. STRENGTH OF SCHEDULE	TEAM RPI	ADJ RPI	CONF. RPI	ADJ CONF. RPI	
DIV. I ONLY		15-34-0	.30612 268	3-7-0	200	227	258	.4447 258	23	23	
DIV. I NON-CONF.		6-22-0	.21429 277	0-1-0	141	260	250	.44311 250	19	19	
<hr/>											
TOTALS	RPI 1-25	RPI 26-50		W-L RECORDS	RPI 51-100		RPI 101-150		RPI 150+		
15-34-0	0-1-0	1-3-0		OVERALL	1-6-0		1-4-0		12-20-0		
4-11-0	0-0-0	0-0-0		HOME	1-3-0		0-1-0		3-7-0		
10-19-0	0-1-0	1-3-0		AWAY	0-2-0		1-3-0		8-9-0		
1-4-0	0-0-0	0-0-0		NEUTRAL	0-1-0		0-0-0		1-3-0		
<hr/>											
6-22-0	0-1-0	1-3-0		NON-CONFERENCE	0-4-0		0-2-0		5-12-0		
0-3-0	0-0-0	0-0-0		HOME	0-1-0		0-1-0		0-1-0		
5-15-0	0-1-0	1-0-		AWAY	0-2-0		0-1-0		4-8-0		
1-4-0	0-0-0	0-0-0		NEUTRAL	0-1-0		0-0-0		1-3-0		
<hr/>											
9-12-0	0-0-0	0-0-0		CONFERENCE	1-2-0		1-2-0		7-8-0		
4-8-0	0-0-0	0-0-0		HOME	1-2-0		0-0-0		3-6-0		
5-4-0	0-0-0	0-0-0		AWAY	0-0-0		1-2-0		4-2-0		
0-0-0	0-0-0	0-0-0		NEUTRAL	0-0-0		0-0-0		0-0-0		
<hr/>											
RPI S	Opponent	Score	RPI S	Opponent	Score	RPI S	Opponent	Score	RPI S	Opponent	Score
17 A	Oklahoma	3 10	31 A	Michigan	4 7	70 H	Kent St.	4 7	122 A	Central Mich.	18 6
			31 A	Michigan	3 8	70 H	Kent St.	8 7	122 A	Central Mich.	1 3
			31 A	Michigan	4 7	70 H	Kent St.	1 4	122 A	Central Mich.	9 12
			31 A	Michigan	8 5	75 H	Minnesota	2 3	131 A	Ill.-Chicago	1 6
						87 N	Boston College	1 9	131 H	Ill.-Chicago	3 17
						96 A	Iowa	8 12	154 H	Ball St.	1 4
						97 A	Notre Dame	1 12	154 H	Ball St.	6 3
									154 H	Ball St.	11 8
									161 A	Saint Louis	5 10
									161 A	Saint Louis	1 8
									161 A	Saint Louis	2 0
									168 A	Indiana St.	8 17
									187 H	Eastern Mich.	2 9
									187 H	Eastern Mich.	1 7
									187 H	Eastern Mich.	3 14
									198 A	Valparaiso	2 8
									217 A	Buffalo	3 6
									217 A	Buffalo	1 3
									217 A	Buffalo	2 1
									222 A	Toledo	9 3
									222 A	Toledo	7 4
									222 A	Toledo	16 2
			LAST 10 GAMES						230 A	SIUE	3 5
			187 H	Eastern Mich.	3 14	122 A	Central Mich.	18 6	230 A	SIUE	2 4
			187 H	Eastern Mich.	1 7	198 A	Valparaiso	2 8	230 A	SIUE	7 9
			187 H	Eastern Mich.	2 9	154 H	Ball St.	11 8	230 A	SIUE	3 4
			122 A	Central Mich.	1 3	154 H	Ball St.	6 3	242 H	Milwaukee	0 2
			122 A	Central Mich.	9 12	154 H	Ball St.	1 4			

Non-Div. I Games:

Northern Ill.

RPI	S	Opponent	Score	
248	N	South Dakota St.	2	7
256	N	Villanova	6	4
263	A	Evansville	1	0
263	A	Evansville	5	2
271	H	Bowling Green	1	9
271	H	Bowling Green	4	7
271	H	Bowling Green	11	0
282	A	Chicago St.	4	0
282	N	Chicago St.	6	7
282	N	Chicago St.	1	11

Northern Ill.

N
o
r
t
h
e
r
n
I
l
l
.

N
o
r
t
h
e
r
n
I
l
l
.

Average RPI Win: 227		WON-LOST RECORD	WINNING PCT. RANK	LAST 10 GAMES	STRENGTH OF SCHEDULE	OPP. STRENGTH OF SCHEDULE	TEAM RPI	ADJ RPI		CONF. RPI	ADJ CONF. RPI						
Average RPI Loss: 165																	
DIV. I ONLY		18-32-0	.36 248	5-5-0	223	223	259	.44403	259	18	18						
DIV. I NON-CONF.		12-17-0	.41379 206	4-1-0	254	279	241	.45272	240	18	18						
<hr/>																	
TOTALS		RPI 1-25		RPI 26-50		W-L RECORDS		RPI 51-100		RPI 101-150		RPI 150+					
18-32-0		0-1-0		0-0-0		OVERALL		1-5-0		1-3-0		16-23-0					
9-14-0		0-0-0		0-0-0		HOME		1-5-0		0-0-0		8-9-0					
9-18-0		0-1-0		0-0-0		AWAY		0-0-0		1-3-0		8-14-0					
0-0-0		0-0-0		0-0-0		NEUTRAL		0-0-0		0-0-0		0-0-0					
12-17-0		0-1-0		0-0-0		NON-CONFERENCE		0-0-0		1-3-0		11-13-0					
5-6-0		0-0-0		0-0-0		HOME		0-0-0		0-0-0		5-6-0					
7-11-0		0-1-0		0-0-		AWAY		0-0-0		1-3-0		6-7-0					
0-0-0		0-0-0		0-0-0		NEUTRAL		0-0-0		0-0-0		0-0-0					
6-15-0		0-0-0		0-0-0		CONFERENCE		1-5-0		0-0-0		5-10-0					
4-8-0		0-0-0		0-0-0		HOME		1-5-0		0-0-0		3-3-0					
2-7-0		0-0-0		0-0-0		AWAY		0-0-0		0-0-0		2-7-0					
0-0-0		0-0-0		0-0-0		NEUTRAL		0-0-0		0-0-0		0-0-0					
RPI	S	Opponent		Score		RPI	S	Opponent		Score		RPI	S	Opponent		Score	
11	A	Virginia		2 13								108	A	VCU		4 5	
												149	A	UNCW		1 11	
												149	A	UNCW		5 3	
												149	A	UNCW		3 7	
												152	A	Wofford		5 6	
												157	H	Presbyterian		2 10	
												157	H	Presbyterian		1 2	
												157	H	Presbyterian		2 1	
												170	A	Radford		0 10	
												170	A	Radford		7 1	
												170	A	Radford		6 16	
												175	A	Gardner-Webb		2 4	
												175	A	Gardner-Webb		3 4	
												175	A	Gardner-Webb		2 7	
												182	H	Albany (NY)		6 13	
												182	H	Albany (NY)		11 6	
												182	H	Albany (NY)		3 11	
												184	H	George Mason		5 6	
												195	A	VMI		3 4	
												195	H	VMI		4 6	
												201	A	Elon		9 5	
												201	A	Elon		5 10	
												201	A	Elon		0 7	
												208	A	UNC Asheville		7 1	
												208	A	UNC Asheville		1 4	
												208	A	UNC Asheville		3 7	
												226	A	James Madison		0 16	
<hr/>																	
LAST 10 GAMES																	
208 A UNC Asheville				3 7				283 H Lehigh				7 4					
208 A UNC Asheville				7 1				283 H Lehigh				3 2					
208 A UNC Asheville				1 4				260 H Norfolk St.				13 15					
260 A Norfolk St.				13 6				54 H Liberty				3 6					
283 H Lehigh				12 7				54 H Liberty				4 13					

Non-Div. I Games:

Longwood

RPI	S	Opponent	Score	
226	H	James Madison	3	4
231	H	Charleston So.	1	0
231	H	Charleston So.	7	8
231	H	Charleston So.	7	2
251	A	Richmond	7	11
253	A	USC Upstate	5	10
255	A	N.C. Central	5	3
255	H	N.C. Central	3	2
260	A	Norfolk St.	13	6
260	H	Norfolk St.	13	15
283	H	Lehigh	7	4
283	H	Lehigh	12	7
283	H	Lehigh	3	2
287	A	Savannah St.	15	13
287	A	Savannah St.	5	4
287	A	Savannah St.	7	3

Longwood

L
o
n
g
w
o
o
d

L
o
n
g
w
o
o
d

Average RPI Win: 267		WON-LOST	WINNING	LAST 10	STRENGTH OF		OPP. STRENGTH	TEAM	ADJ		CONF.	ADJ CONF.
Average RPI Loss: 200		RECORD	PCT. RANK	GAMES	SCHEDULE		OF SCHEDULE	RPI	RPI		RPI	RPI
DIV. I ONLY		24-20-0	.54545	111	4-6-0		291	291	260		27	27
DIV. I NON-CONF.		7-11-0	.38889	221	1-1-0		258	188	251		29	29
TOTALS		RPI 1-25	RPI 26-50		W-L RECORDS		RPI 51-100		RPI 101-150		RPI 150+	
24-20-0		0-0-0	0-3-0		OVERALL		0-0-0		1-3-0		23-14-0	
11-10-0		0-0-0	0-0-0		HOME		0-0-0		1-1-0		10-9-0	
13-10-0		0-0-0	0-3-0		AWAY		0-0-0		0-2-0		13-5-0	
0-0-0		0-0-0	0-0-0		NEUTRAL		0-0-0		0-0-0		0-0-0	
7-11-0		0-0-0	0-3-0		NON-CONFERENCE		0-0-0		1-3-0		6-5-0	
4-5-0		0-0-0	0-0-0		HOME		0-0-0		1-1-0		3-4-0	
3-6-0		0-0-0	0-0-		AWAY		0-0-0		0-2-0		3-1-0	
0-0-0		0-0-0	0-0-0		NEUTRAL		0-0-0		0-0-0		0-0-0	
17-9-0		0-0-0	0-0-0		CONFERENCE		0-0-0		0-0-0		17-9-0	
7-5-0		0-0-0	0-0-0		HOME		0-0-0		0-0-0		7-5-0	
10-4-0		0-0-0	0-0-0		AWAY		0-0-0		0-0-0		10-4-0	
0-0-0		0-0-0	0-0-0		NEUTRAL		0-0-0		0-0-0		0-0-0	
RPI S	Opponent	Score	RPI S	Opponent	Score	RPI S	Opponent	Score	RPI S	Opponent	Score	
			44 A	Tennessee	2 10				108 A	VCU	2 5	
			44 A	Tennessee	4 5				108 H	VCU	3 8	
			44 A	Tennessee	2 5				112 A	William & Mary	1 6	
									112 H	William & Mary	9 3	
									197 A	N.C. A&T	12 7	
									197 H	N.C. A&T	3 4	
									213 H	Niagara	1 6	
									213 H	Niagara	0 9	
									213 H	Niagara	0 4	
									244 A	Towson	8 0	
									244 A	Towson	0 5	
									251 A	Richmond	10 8	
									255 A	N.C. Central	4 8	
									256 H	Villanova	11 3	
									256 H	Villanova	4 1	
									256 H	Villanova	12 7	
									259 A	Longwood	15 13	
									259 H	Longwood	6 13	
									275 A	Delaware St.	3 19	
									275 A	Delaware St.	6 4	
									275 A	Delaware St.	3 2	
									275 H	Delaware St.	4 6	
									275 H	Delaware St.	4 5	
									275 H	Delaware St.	2 4	
									275 H	Delaware St.	1 3	
									275 H	Delaware St.	3 1	
									275 H	Delaware St.	5 0	
LAST 10 GAMES			259 H	Longwood	6 13	275 H	Delaware St.	4 6	275 H	Delaware St.	4 5	
			288 A	UMES	2 3	275 H	Delaware St.	2 4	275 H	Delaware St.	2 4	
			288 A	UMES	5 6	275 H	Delaware St.	5 0	275 H	Delaware St.	1 3	
			288 A	UMES	2 1	255 A	N.C. Central	4 8	275 H	Delaware St.	3 1	
			259 A	Longwood	15 13	294 H	Coppin St.	8 4	275 H	Delaware St.	5 0	

Non-Div. I Games:

Norfolk St.

Norfolk St.

Normfolkst.

Norfolk St.

I
o
n
a

Iona

RPI	S	Opponent	Score	
255	A	N.C. Central	3	1
255	A	N.C. Central	12	6
283	A	Lehigh	5	7
288	A	UMES	1	6
288	A	UMES	3	4
288	A	UMES	2	0
296	A	NYIT	9	1
296	H	NYIT	13	4
299	A	Saint Peter's	16	1
299	A	Saint Peter's	15	5
299	H	Saint Peter's	8	3

Iona

Average RPI Win:	212	WON-LOST	WINNING	LAST 10	STRENGTH OF	OPP. STRENGTH	TEAM	ADJ	CONF.	ADJ CONF.		
Average RPI Loss:	164	RECORD	PCT. RANK	GAMES	SCHEDULE	OF SCHEDULE	RPI	RPI	RPI	RPI		
DIV. I ONLY		13-30-0	.30233	272	2-6-0	202	231	262	.4415	262	22	22
DIV. I NON-CONF.		6-16-0	.27273	259	0-1-0	222	225	263	.43492	263	24	24
<hr/>												
TOTALS	RPI 1-25	RPI 26-50		W-L RECORDS		RPI 51-100		RPI 101-150		RPI 150+		
13-30-0	0-0-0	0-1-0		OVERALL		0-4-0		0-6-0		13-19-0		
2-9-0	0-0-0	0-0-0		HOME		0-0-0		0-3-0		2-6-0		
6-17-0	0-0-0	0-1-0		AWAY		0-4-0		0-3-0		6-9-0		
5-4-0	0-0-0	0-0-0		NEUTRAL		0-0-0		0-0-0		5-4-0		
<hr/>												
6-16-0	0-0-0	0-1-0		NON-CONFERENCE		0-1-0		0-3-0		6-11-0		
0-2-0	0-0-0	0-0-0		HOME		0-0-0		0-0-0		0-2-0		
1-10-0	0-0-0	0-0-		AWAY		0-1-0		0-3-0		1-5-0		
5-4-0	0-0-0	0-0-0		NEUTRAL		0-0-0		0-0-0		5-4-0		
<hr/>												
7-14-0	0-0-0	0-0-0		CONFERENCE		0-3-0		0-3-0		7-8-0		
2-7-0	0-0-0	0-0-0		HOME		0-0-0		0-3-0		2-4-0		
5-7-0	0-0-0	0-0-0		AWAY		0-3-0		0-0-0		5-4-0		
0-0-0	0-0-0	0-0-0		NEUTRAL		0-0-0		0-0-0		0-0-0		
<hr/>												
RPI S	Opponent	Score	RPI S	Opponent	Score	RPI S	Opponent	Score	RPI S	Opponent	Score	
			39 A	UConn	3 11	53 A	Rhode Island	0 5	108 H	VCU	1 11	
						53 A	Rhode Island	1 3	108 H	VCU	0 8	
						53 A	Rhode Island	0 6	108 H	VCU	0 2	
						87 A	Boston College	1 13	125 A	Morehead St.	0 22	
									125 A	Morehead St.	6 7	
									125 A	Morehead St.	5 6	
									156 A	Central Conn. St.	15 0	
									160 H	Hartford	4 13	
									161 H	Saint Louis	5 4	
									161 H	Saint Louis	1 8	
									161 H	Saint Louis	4 8	
									177 A	George Washington	2 10	
									177 A	George Washington	2 1	
									177 A	George Washington	10 4	
									178 N	Northeastern	6 5	
									185 H	UMass Lowell	0 6	
									187 A	Harvard	3 7	
									187 N	Harvard	2 8	
									193 N	Maine	10 6	
									193 N	Maine	5 1	
									193 N	Maine	2 4	
			LAST 10 GAMES						201 A	Elon	1 5	
			218 A	Fordham	4 5	53 A	Rhode Island	0 5	201 A	Elon	3 4	
			218 A	Fordham	2 10	160 H	Hartford	4 13	201 A	Elon	0 3	
			218 A	Fordham	3 0	268 H	Dayton	3 0	218 A	Fordham	4 5	
			53 A	Rhode Island	1 3	268 H	Dayton	2 7	218 A	Fordham	3 0	
			53 A	Rhode Island	0 6	268 H	Dayton	2 5	218 A	Fordham	2 10	

Non-Div. I Games:

Massachusetts

RPI	S	Opponent	Score	
219	A	Holy Cross	5	15
229	N	Bucknell	1	3
229	N	Bucknell	17	5
229	N	Bucknell	9	11
249	N	North Dakota St.	9	5
268	H	Dayton	2	5
268	H	Dayton	2	7
268	H	Dayton	3	0
280	A	La Salle	3	4
280	A	La Salle	6	2
280	A	La Salle	3	0

Massachusetts

M
a
s
s
a
c
h
u
s
e
t
t
s

M
a
s
s
a
c
h
u
s
e
t
t
s

Average RPI Win: 212		WON-LOST	WINNING	LAST 10	STRENGTH OF		OPP. STRENGTH	TEAM	ADJ	CONF.	ADJ CONF.
Average RPI Loss: 160		RECORD	PCT. RANK	GAMES	SCHEDULE		OF SCHEDULE	RPI	RPI	RPI	RPI
DIV. I ONLY		15-34-0	.30612	268	3-7-0		209	215	263	.44053	263
DIV. I NON-CONF.		8-24-0	.25	267	0-2-0		189	248	273	.42717	272
TOTALS		RPI 1-25	RPI 26-50		W-L RECORDS		RPI 51-100		RPI 101-150		RPI 150+
15-34-0	0-6-0	0-1-0		OVERALL		0-0-0		2-4-0		13-23-0	
5-13-0	0-2-0	0-0-0		HOME		0-0-0		0-0-0		5-11-0	
10-20-0	0-4-0	0-1-0		AWAY		0-0-0		2-4-0		8-11-0	
0-1-0	0-0-0	0-0-0		NEUTRAL		0-0-0		0-0-0		0-1-0	
8-24-0	0-4-0	0-1-0		NON-CONFERENCE		0-0-0		1-2-0		7-17-0	
4-9-0	0-0-0	0-0-0		HOME		0-0-0		0-0-0		4-9-0	
4-14-0	0-4-0	0-0-		AWAY		0-0-0		1-2-0		3-7-0	
0-1-0	0-0-0	0-0-0		NEUTRAL		0-0-0		0-0-0		0-1-0	
7-10-0	0-2-0	0-0-0		CONFERENCE		0-0-0		1-2-0		6-6-0	
1-4-0	0-2-0	0-0-0		HOME		0-0-0		0-0-0		1-2-0	
6-6-0	0-0-0	0-0-0		AWAY		0-0-0		1-2-0		5-4-0	
0-0-0	0-0-0	0-0-0		NEUTRAL		0-0-0		0-0-0		0-0-0	
RPI S	Opponent	Score	RPI S	Opponent	Score	RPI S	Opponent	Score	RPI S	Opponent	Score
14 H	Missouri St.	8 13	33 A	Indiana	3 6				133 A	Central Ark.	9 16
14 H	Missouri St.	5 9							133 A	Central Ark.	9 10
16 A	Southern Miss.	2 18							133 A	Central Ark.	9 3
16 A	Southern Miss.	10 14							146 A	Wichita St.	8 7
16 A	Southern Miss.	2 9							146 A	Wichita St.	4 8
22 A	Vanderbilt	4 7							146 A	Wichita St.	0 6
									158 A	Belmont	0 3
									168 H	Indiana St.	3 5
									168 H	Indiana St.	4 1
									168 H	Indiana St.	1 9
									169 H	Murray St.	4 5
									169 N	Murray St.	1 8
									171 A	Austin Peay	5 7
									171 H	Austin Peay	6 1
									190 A	Southern Ill.	2 3
									190 A	Southern Ill.	3 8
									190 A	Southern Ill.	2 5
									191 A	Bradley	0 6
									191 A	Bradley	11 1
									191 A	Bradley	8 2
									205 A	Lipscomb	1 4
									205 A	Lipscomb	10 5
									205 A	Lipscomb	3 4
									210 A	Campbell	6 2
									210 A	Campbell	1 8
									210 A	Campbell	13 9
									219 A	UT Martin	8 9
LAST 10 GAMES			LAST 10 GAMES			LAST 10 GAMES			LAST 10 GAMES		
146 A	Wichita St.	4 8	191 A	Bradley	0 6	205 A	Lipscomb	3 4	210 A	Campbell	6 2
146 A	Wichita St.	8 7	191 A	Bradley	11 1	210 A	Campbell	1 8	210 A	Campbell	13 9
146 A	Wichita St.	0 6	158 A	Belmont	0 3	210 A	Campbell	1 8	219 A	UT Martin	8 9
171 A	Austin Peay	5 7	14 H	Missouri St.	5 9	210 A	Campbell	13 9			
191 A	Bradley	8 2	14 H	Missouri St.	8 13	219 A	UT Martin	8 9			

Non-Div. I Games: Southern Ind. 5 1

Evansville

Evansville

Average RPI Win:	215	WON-LOST RECORD	WINNING PCT. RANK	LAST 10 GAMES	STRENGTH OF SCHEDULE	OPP. STRENGTH OF SCHEDULE	TEAM RPI	ADJ RPI	CONF. RPI	ADJ CONF. RPI		
DIV. I ONLY		16-32-0	.33333	258	3-7-0	213	221	264	.43947	264	25	25
DIV. I NON-CONF.		7-20-0	.25926	264	0-1-0	216	187	271	.42753	270	26	26
<hr/>												
TOTALS	RPI 1-25	RPI 26-50		W-L RECORDS		RPI 51-100		RPI 101-150		RPI 150+		
16-32-0	0-0-0	0-0-0		OVERALL		1-3-0		1-13-0		14-16-0		
8-14-0	0-0-0	0-0-0		HOME		0-3-0		1-5-0		7-6-0		
8-18-0	0-0-0	0-0-0		AWAY		1-0-0		0-8-0		7-10-0		
0-0-0	0-0-0	0-0-0		NEUTRAL		0-0-0		0-0-0		0-0-0		
7-20-0	0-0-0	0-0-0		NON-CONFERENCE		1-3-0		0-8-0		6-9-0		
4-6-0	0-0-0	0-0-0		HOME		0-3-0		0-0-0		4-3-0		
3-14-0	0-0-0	0-0-		AWAY		1-0-0		0-8-0		2-6-0		
0-0-0	0-0-0	0-0-0		NEUTRAL		0-0-0		0-0-0		0-0-0		
9-12-0	0-0-0	0-0-0		CONFERENCE		0-0-0		1-5-0		8-7-0		
4-8-0	0-0-0	0-0-0		HOME		0-0-0		1-5-0		3-3-0		
5-4-0	0-0-0	0-0-0		AWAY		0-0-0		0-0-0		5-4-0		
0-0-0	0-0-0	0-0-0		NEUTRAL		0-0-0		0-0-0		0-0-0		
RPI	S	Opponent	Score	RPI	S	Opponent	Score	RPI	S	Opponent	Score	
						52 A Utah	9 7			110 H New Mexico St.	0 6	
						52 H Utah	5 23			110 H New Mexico St.	1 24	
						69 H BYU	4 23			110 H New Mexico St.	6 16	
						69 H BYU	3 8			116 A Washington St.	0 10	
										116 A Washington St.	3 9	
										116 A Washington St.	4 8	
										116 A Washington St.	2 9	
										129 A San Francisco	1 4	
										139 H Grand Canyon	9 2	
										139 H Grand Canyon	7 10	
										139 H Grand Canyon	4 10	
										146 A Wichita St.	5 6	
										146 A Wichita St.	3 4	
										146 A Wichita St.	2 16	
										165 A Creighton	5 19	
										165 A Creighton	2 1	
										165 A Creighton	2 3	
										165 A Creighton	5 6	
										167 A UC Davis	4 3	
										167 A UC Davis	4 9	
										167 A UC Davis	6 7	
										168 H Indiana St.	9 7	
										168 H Indiana St.	5 10	
										168 H Indiana St.	7 6	
										168 H Indiana St.	8 11	
										179 A CSU Bakersfield	0 10	
										179 A CSU Bakersfield	5 9	
											</	

Non-Div. I Games:

Utah Valley

RPI	S	Opponent	Score	
179	A	CSU Bakersfield	5	7
211	H	Sacramento St.	4	12
211	H	Sacramento St.	7	6
211	H	Sacramento St.	1	9
245	A	UNLV	2	10
247	A	Northern Colo.	9	5
247	A	Northern Colo.	6	1
247	A	Northern Colo.	0	7
252	A	UTRGV	4	1
252	A	UTRGV	4	3
252	A	UTRGV	7	4
274	H	Incarnate Word	11	8
274	H	Incarnate Word	5	0
274	H	Incarnate Word	4	6
282	H	Chicago St.	4	1
282	H	Chicago St.	11	10
282	H	Chicago St.	3	4

Utah Valley

U
t
a
h
V
a
l
l
e
y

U
t
a
h
V
a
l
l
e
y

[illegible]

Non-Div. I Games:

Santa Clara

Average RPI Win: 210		WON-LOST RECORD	WINNING PCT. RANK		LAST 10 GAMES	STRENGTH OF SCHEDULE	OPP. STRENGTH OF SCHEDULE	TEAM RPI	ADJ RPI	CONF. RPI	ADJ CONF. RPI						
Average RPI Loss: 164																	
DIV. I ONLY		13-34-0	.2766	278	4-5-0	196	233	266	.43342	266	21	21					
DIV. I NON-CONF.		6-20-0	.23077	271	0-1-0	191	266	274	.42673	273	22	22					
<hr/>																	
TOTALS		RPI 1-25		RPI 26-50		W-L RECORDS		RPI 51-100		RPI 101-150		RPI 150+					
13-34-0		0-1-0		0-4-0		OVERALL		0-0-0		4-7-0		9-22-0					
5-10-0		0-0-0		0-1-0		HOME		0-0-0		1-2-0		4-7-0					
7-18-0		0-1-0		0-2-0		AWAY		0-0-0		3-5-0		4-10-0					
1-6-0		0-0-0		0-1-0		NEUTRAL		0-0-0		0-0-0		1-5-0					
6-20-0		0-1-0		0-4-0		NON-CONFERENCE		0-0-0		2-3-0		4-12-0					
1-5-0		0-0-0		0-1-0		HOME		0-0-0		0-0-0		1-4-0					
4-9-0		0-1-0		0-0-		AWAY		0-0-0		2-3-0		2-3-0					
1-6-0		0-0-0		0-1-0		NEUTRAL		0-0-0		0-0-0		1-5-0					
7-14-0		0-0-0		0-0-0		CONFERENCE		0-0-0		2-4-0		5-10-0					
4-5-0		0-0-0		0-0-0		HOME		0-0-0		1-2-0		3-3-0					
3-9-0		0-0-0		0-0-0		AWAY		0-0-0		1-2-0		2-7-0					
0-0-0		0-0-0		0-0-0		NEUTRAL		0-0-0		0-0-0		0-0-0					
RPI	S	Opponent		Score		RPI	S	Opponent		Score		RPI	S	Opponent		Score	
12	A	LSU		1	8	27	A	Southeastern La.		1	11	111	A	Troy		1	7
						29	A	St. John's (NY)		3	14	111	A	Troy		0	4
						29	H	St. John's (NY)		1	4	111	A	Troy		7	16
						47	N	Louisiana		0	1	111	A	Troy		9	5
												140	A	Nicholls St.		10	3
												142	A	Col. of Charleston		2	1
												142	A	Col. of Charleston		2	4
												142	A	Col. of Charleston		1	12
												149	H	UNCW		6	3
												149	H	UNCW		4	7
												149	H	UNCW		7	20
												153	A	Delaware		4	8
												153	A	Delaware		7	17
												153	A	Delaware		4	11
												163	H	Fairfield		11	17
												169	N	Murray St.		1	5
												178	A	Northeastern		5	2
												178	A	Northeastern		4	5
												178	A	Northeastern		4	8
												182	N	Albany (NY)		3	4
												182	N	Albany (NY)		6	7
												182	N	Albany (NY)		1	3
LAST 10 GAMES																	
						226	A	James Madison		10	8	201	H	Elon		1	8
						226	A	James Madison		3	4	218	H	Fordham		4	7
						226	A	James Madison		1	5	178	A	Northeastern		5	2
						201	H	Elon		5	4	178	A	Northeastern		4	5
						201	H	Elon		7	4	178	A	Northeastern		4	8
												226	A	James Madison		3	4

Non-Div. I Games: LIU Post 3 1

Hofstra

RPI	S	Opponent	Score
226	A	James Madison	10 8
226	A	James Madison	1 5
231	A	Charleston So.	1 4
231	A	Charleston So.	3 9
231	A	Charleston So.	7 8
235	H	LIU Brooklyn	6 9
244	H	Towson	2 10
244	H	Towson	6 12
244	H	Towson	11 5
254	A	Manhattan	8 2
254	H	Manhattan	3 6
278	N	Grambling	7 8
292	N	Southern U.	4 2
296	A	NYIT	6 5
296	H	NYIT	14 3

Hofstra

Average RPI Win:		194	WON-LOST RECORD		WINNING PCT. RANK		LAST 10 GAMES		STRENGTH OF SCHEDULE		OPP. STRENGTH OF SCHEDULE		TEAM RPI		ADJ RPI		CONF. RPI		ADJ CONF. RPI	
DIV. I ONLY			10-35-0		.22222 290		1-8-0		83		158		267		.43292 267		11		11	
DIV. I NON-CONF.			7-11-0		.38889 221		0-3-0		34		155		185		.48383 185		12		12	
TOTALS		RPI 1-25		RPI 26-50		W-L RECORDS		RPI 51-100		RPI 101-150		RPI 150+								
10-35-0		0-1-0		0-4-0		OVERALL		1-15-0		1-11-0		8-4-0								
9-19-0		0-1-0		0-3-0		HOME		0-9-0		1-2-0		8-4-0								
1-16-0		0-0-0		0-1-0		AWAY		1-6-0		0-9-0		0-0-0								
0-0-0		0-0-0		0-0-0		NEUTRAL		0-0-0		0-0-0		0-0-0								
7-11-0		0-1-0		0-1-0		NON-CONFERENCE		1-9-0		0-0-0		6-0-0								
6-7-0		0-1-0		0-0-0		HOME		0-6-0		0-0-0		6-0-0								
1-4-0		0-0-0		0-0-		AWAY		1-3-0		0-0-0		0-0-0								
0-0-0		0-0-0		0-0-0		NEUTRAL		0-0-0		0-0-0		0-0-0								
3-24-0		0-0-0		0-3-0		CONFERENCE		0-6-0		1-11-0		2-4-0								
3-12-0		0-0-0		0-3-0		HOME		0-3-0		1-2-0		2-4-0								
0-12-0		0-0-0		0-0-0		AWAY		0-3-0		0-9-0		0-0-0								
0-0-0		0-0-0		0-0-0		NEUTRAL		0-0-0		0-0-0		0-0-0								
RPI	S	Opponent		Score		RPI	S	Opponent		Score		RPI	S	Opponent		Score				
6	H	TCU		0 3		35	A	Texas A&M		1 8		57	H	DBU		7 11				
						36	H	McNeese		5 8		77	H	Sam Houston St.		3 13				
						36	H	McNeese		4 7		77	H	Sam Houston St.		3 14				
						36	H	McNeese		5 18		77	H	Sam Houston St.		12 19				
												81	H	Michigan St.		5 14				
												81	H	Michigan St.		7 19				
												81	H	Michigan St.		2 9				
												81	H	Michigan St.		7 9				
												90	A	UT Arlington		9 1				
												90	H	UT Arlington		4 5				
												98	A	Kansas St.		3 14				
												98	A	Kansas St.		5 6				
												98	A	Kansas St.		1 11				
												99	A	Houston Baptist		7 8				
												99	A	Houston Baptist		4 9				
												99	A	Houston Baptist		3 10				
														225 H Northwestern St.		9 4				
														225 H Northwestern St.		3 6				
														225 H Northwestern St.		3 10				
														249 H North Dakota St.		5 3				
														249 H North Dakota St.		9 1				
														249 H North Dakota St.		4 1				
														274 H Incarnate Word		3 6				
														274 H Incarnate Word		4 5				
														274 H Incarnate Word		5 0				
LAST 10 GAMES																				
						225	H	Northwestern St.		3 6		133	A	Central Ark.		1 2				
						225	H	Northwestern St.		9 4		98	A	Kansas St.		3 14				
						225	H	Northwestern St.		3 10		98	A	Kansas St.		1 11				
						133	A	Central Ark.		2 10		98	A	Kansas St.		5 6				
						133	A	Central Ark.		8 16		57	H	DBU		7 11				

Non-Div. I Games: Tex. Permian Basin 13 5 Baker 7 0 Tex. Permian Basin 3 2 Abilene Christian

Average RPI Win: 212		WON-LOST	WINNING	LAST 10	STRENGTH OF		OPP. STRENGTH	TEAM	ADJ		CONF.	ADJ CONF.
Average RPI Loss: 184		RECORD	PCT. RANK	GAMES	SCHEDULE		OF SCHEDULE	RPI	RPI		RPI	RPI
DIV. I ONLY		17-34-0	.33333	258	248		245	268	.43193		22	22
DIV. I NON-CONF.		11-19-0	.36667	233	263		263	260	.43728		24	24
TOTALS		RPI 1-25	RPI 26-50		W-L RECORDS		RPI 51-100		RPI 101-150		RPI 150+	
17-34-0		0-0-0	0-1-0		OVERALL		0-0-0		3-10-0		14-23-0	
8-10-0		0-0-0	0-0-0		HOME		0-0-0		2-1-0		6-9-0	
7-21-0		0-0-0	0-0-0		AWAY		0-0-0		1-8-0		6-13-0	
2-3-0		0-0-0	0-1-0		NEUTRAL		0-0-0		0-1-0		2-1-0	
11-19-0		0-0-0	0-1-0		NON-CONFERENCE		0-0-0		1-6-0		10-12-0	
5-4-0		0-0-0	0-0-0		HOME		0-0-0		0-0-0		5-4-0	
4-12-0		0-0-0	0-0-		AWAY		0-0-0		1-5-0		3-7-0	
2-3-0		0-0-0	0-1-0		NEUTRAL		0-0-0		0-1-0		2-1-0	
6-15-0		0-0-0	0-0-0		CONFERENCE		0-0-0		2-4-0		4-11-0	
3-6-0		0-0-0	0-0-0		HOME		0-0-0		2-1-0		1-5-0	
3-9-0		0-0-0	0-0-0		AWAY		0-0-0		0-3-0		3-6-0	
0-0-0		0-0-0	0-0-0		NEUTRAL		0-0-0		0-0-0		0-0-0	
RPI S	Opponent	Score	RPI S	Opponent	Score	RPI S	Opponent	Score	RPI S	Opponent	Score	
			37 N	Maryland	2 11				103 A	Wright St.	4 5	
									103 A	Wright St.	4 5	
									108 H	VCU	4 2	
									108 H	VCU	1 9	
									108 H	VCU	7 6	
									112 N	William & Mary	0 7	
									128 A	St. Bonaventure	0 9	
									128 A	St. Bonaventure	14 18	
									128 A	St. Bonaventure	4 6	
									136 A	Furman	12 11	
									136 A	Furman	3 9	
									136 A	Furman	7 9	
									137 A	Butler	0 4	
									154 A	Ball St.	0 6	
									154 A	Ball St.	3 4	
									154 H	Ball St.	3 2	
									154 H	Ball St.	2 10	
									161 A	Saint Louis	3 5	
									161 A	Saint Louis	6 5	
									161 A	Saint Louis	2 4	
									184 H	George Mason	1 7	
									184 H	George Mason	6 8	
									184 H	George Mason	5 10	
									185 N	UMass Lowell	13 8	
									203 N	Georgetown	8 7	
									208 N	UNC Asheville	6 12	
									221 A	Miami (OH)	6 7	
LAST 10 GAMES												
			237 A	Saint Joseph's	4 6		108 H	VCU	7 6			
			237 A	Saint Joseph's	1 4		108 H	VCU	4 2			
			237 A	Saint Joseph's	1 7		108 H	VCU	1 9			
			222 A	Toledo	4 1		262 A	Massachusetts	0 3			
			103 A	Wright St.	4 5		262 A	Massachusetts	7 2			

Non-Div. I Games:

Dayton

RPI	S	Opponent	Score	
221	H	Miami (OH)	9	16
222	A	Toledo	4	1
222	H	Toledo	7	11
223	A	Ohio	2	5
227	H	Northern Ky.	10	3
232	A	Eastern Ky.	3	2
237	A	Saint Joseph's	4	6
237	A	Saint Joseph's	1	4
237	A	Saint Joseph's	1	7
251	H	Richmond	1	11
251	H	Richmond	5	10
251	H	Richmond	6	5
253	A	USC Upstate	20	21
262	A	Massachusetts	0	3
262	A	Massachusetts	5	2
262	A	Massachusetts	7	2
269	H	Western Ill.	4	1
269	H	Western Ill.	5	7
269	H	Western Ill.	6	0
271	H	Bowling Green	3	1
281	A	Illinois St.	2	7
281	A	Illinois St.	10	2
281	A	Illinois St.	2	4

Dayton

D
a
y
t
o
n

D
a
y
t
o
n

Average RPI Win:		249	WON-LOST RECORD		WINNING PCT. RANK		LAST 10 GAMES		STRENGTH OF SCHEDULE		OPP. STRENGTH OF SCHEDULE		TEAM RPI		ADJ RPI		CONF. RPI		ADJ CONF. RPI	
DIV. I ONLY			16-28-0		.36364 246		5-5-0		276		279		269		.43057 269		30		30	
DIV. I NON-CONF.			4-15-0		.21053 278		2-0-0		143		205		255		.43958 255		28		28	
TOTALS		RPI 1-25		RPI 26-50		W-L RECORDS		RPI 51-100		RPI 101-150		RPI 150+								
16-28-0		0-4-0		0-0-0		OVERALL		2-3-0		0-3-0		14-18-0								
8-4-0		0-0-0		0-0-0		HOME		1-0-0		0-0-0		7-4-0								
8-22-0		0-2-0		0-0-0		AWAY		1-3-0		0-3-0		7-14-0								
0-2-0		0-2-0		0-0-0		NEUTRAL		0-0-0		0-0-0		0-0-0								
4-15-0		0-4-0		0-0-0		NON-CONFERENCE		1-1-0		0-3-0		3-7-0								
2-0-0		0-0-0		0-0-0		HOME		1-0-0		0-0-0		1-0-0								
2-13-0		0-2-0		0-0-		AWAY		0-1-0		0-3-0		2-7-0								
0-2-0		0-2-0		0-0-0		NEUTRAL		0-0-0		0-0-0		0-0-0								
12-13-0		0-0-0		0-0-0		CONFERENCE		1-2-0		0-0-0		11-11-0								
6-4-0		0-0-0		0-0-0		HOME		0-0-0		0-0-0		6-4-0								
6-9-0		0-0-0		0-0-0		AWAY		1-2-0		0-0-0		5-7-0								
0-0-0		0-0-0		0-0-0		NEUTRAL		0-0-0		0-0-0		0-0-0								
RPI	S	Opponent		Score		RPI	S	Opponent		Score		RPI	S	Opponent		Score				
4	N	Texas Tech		1	15							93	A	Oral Roberts		0	3			
4	N	Texas Tech		5	13							93	A	Oral Roberts		5	2			
24	A	Mississippi St.		2	8							93	A	Oral Roberts		0	1			
24	A	Mississippi St.		9	10							96	A	Iowa		1	4			
												96	H	Iowa		7	5			
												141	A	Southeast Mo. St.		4	5			
												141	A	Southeast Mo. St.		1	5			
												141	A	Southeast Mo. St.		2	22			
												161	A	Saint Louis		6	7			
												190	A	Southern Ill.		2	3			
												190	A	Southern Ill.		6	8			
												190	A	Southern Ill.		2	12			
												230	A	SIUE		3	9			
												230	H	SIUE		21	4			
												248	A	South Dakota St.		7	5			
												248	A	South Dakota St.		7	8			
												248	A	South Dakota St.		8	18			
												248	H	South Dakota St.		8	4			
												248	H	South Dakota St.		7	2			
												248	H	South Dakota St.		5	13			
												249	A	North Dakota St.		0	8			
												249	A	North Dakota St.		3	6			
												249	A	North Dakota St.		2	5			
												249	H	North Dakota St.		0	1			
												249	H	North Dakota St.		5	7			
												249	H	North Dakota St.		5	1			
												268	A	Dayton		1	4			
												268	A	Dayton		0	6			
												268	A	Dayton		7	5			
												279	A	Omaha		2	4			
												279	A	Omaha		11	10			
												279	A	Omaha		14	4			
												279	A	Omaha		14	4			
												279	A	Omaha		14	4			
												279	A	Omaha		14	4			
												279	A	Omaha		14	4			
												279	A	Omaha		14	4			
												279	A	Omaha		14	4			
												279	A	Omaha		14	4			
												279	A	Omaha		14	4			
												279	A	Omaha		14	4			
												279	A	Omaha		14	4			
												279	A	Omaha		14	4			
												279	A	Omaha		14	4			
												279	A	Omaha		14	4			
												279	A	Omaha		14	4			
												279	A	Omaha		14	4			
												279	A	Omaha		14	4			
												279	A	Omaha		14	4			
												279	A	Omaha		14	4			
												279	A	Omaha		14	4			
												279	A	Omaha		14	4			
												279	A	Omaha		14	4			
												279	A	Omaha		14	4			
												279	A	Omaha		14	4			
												279	A	Omaha		14	4			
												279	A	Omaha		14	4			
												279	A	Omaha		14	4			
												279	A	Omaha		14	4			
												279	A	Omaha		14	4			
												279	A	Omaha		14	4			
												279	A	Omaha		14	4			
												279	A	Omaha		14	4			
												279	A	Omaha		14	4			
												279	A	Omaha		14				

Non-Div. I Games:	St. Ambrose	9	0	Robert Morris-Peoria	12	1
-------------------	-------------	---	---	----------------------	----	---

Western Ill.

Western Illinois.

Western Illinois.

Western Ill.

Average RPI Win: 233		WON-LOST RECORD		WINNING PCT. RANK		LAST 10 GAMES		STRENGTH OF SCHEDULE		OPP. STRENGTH OF SCHEDULE		TEAM RPI		ADJ RPI		CONF. RPI		ADJ CONF. RPI		
DIV. I ONLY		18-25-0		.4186 221		5-5-0		280		280		270		.43026 270		29		29		
DIV. I NON-CONF.		8-14-0		.36364 234		0-1-0		283		269		261		.43646 261		27		27		
TOTALS		RPI 1-25		RPI 26-50		W-L RECORDS		RPI 51-100		RPI 101-150		RPI 150+								
18-25-0		0-0-0		0-1-0		OVERALL		0-1-0		3-6-0		15-17-0								
8-10-0		0-0-0		0-0-0		HOME		0-0-0		3-3-0		5-7-0								
8-13-0		0-0-0		0-1-0		AWAY		0-1-0		0-3-0		8-8-0								
2-2-0		0-0-0		0-0-0		NEUTRAL		0-0-0		0-0-0		2-2-0								
8-14-0		0-0-0		0-1-0		NON-CONFERENCE		0-1-0		2-3-0		6-9-0								
2-1-0		0-0-0		0-0-0		HOME		0-0-0		2-0-0		0-1-0								
4-11-0		0-0-0		0-0-		AWAY		0-1-0		0-3-0		4-6-0								
2-2-0		0-0-0		0-0-0		NEUTRAL		0-0-0		0-0-0		2-2-0								
10-11-0		0-0-0		0-0-0		CONFERENCE		0-0-0		1-3-0		9-8-0								
6-9-0		0-0-0		0-0-0		HOME		0-0-0		1-3-0		5-6-0								
4-2-0		0-0-0		0-0-0		AWAY		0-0-0		0-0-0		4-2-0								
0-0-0		0-0-0		0-0-0		NEUTRAL		0-0-0		0-0-0		0-0-0								
RPI	S	Opponent		Score		RPI	S	Opponent		Score		RPI	S	Opponent		Score				
						29	A	St. John's (NY)	2	6		76	A	Seton Hall	2	9				
														101	A	Rutgers	10	12		
														101	A	Rutgers	2	9		
														128	H	St. Bonaventure	4	1		
														128	H	St. Bonaventure	6	5		
														140	A	Nicholls St.	4	11		
														144	H	Bryant	4	5		
														144	H	Bryant	7	1		
														144	H	Bryant	5	6		
														144	H	Bryant	0	1		
														153	A	Delaware	6	19		
														153	A	Delaware	7	15		
														153	A	Delaware	8	21		
														156	H	Central Conn. St.	4	7		
														156	H	Central Conn. St.	5	4		
														156	H	Central Conn. St.	7	10		
														156	H	Central Conn. St.	5	2		
														219	N	Holy Cross	2	3		
														219	N	Holy Cross	6	2		
														235	H	LIU Brooklyn	8	5		
														235	H	LIU Brooklyn	7	8		
														235	H	LIU Brooklyn	1	5		
														235	H	LIU Brooklyn	12	0		
														244	A	Towson	2	3		
														244	A	Towson	1	2		
														244	A	Towson	3	6		
														246	A	Rider	14	7		
														256	H	Villanova	4	8		
LAST 10 GAMES																				
						156	H	Central Conn. St.	5	4	290	A	Fairleigh Dickinson	5	4	244	A	Towson	2	3
						156	H	Central Conn. St.	4	7	290	A	Fairleigh Dickinson	8	10	244	A	Towson	1	2
						156	H	Central Conn. St.	7	10	101	A	Rutgers	10	12	244	A	Towson	3	6
						156	H	Central Conn. St.	5	2	235	H	LIU Brooklyn	12	0	246	A	Rider	14	7
						290	A	Fairleigh Dickinson	6	3	235	H	LIU Brooklyn	7	8	256	H	Villanova	4	8

Non-Div. I Games:

Wagner

RPI	S	Opponent	Score	
257	A	Sacred Heart	4	3
257	A	Sacred Heart	6	1
257	A	Sacred Heart	4	6
278	N	Grambling	19	3
290	A	Fairleigh Dickinson	5	4
290	A	Fairleigh Dickinson	6	3
290	A	Fairleigh Dickinson	8	10
290	H	Fairleigh Dickinson	3	0
290	H	Fairleigh Dickinson	5	7
290	H	Fairleigh Dickinson	2	4
292	N	Southern U.	4	11
296	A	NYIT	5	0
296	A	NYIT	4	0
299	A	Saint Peter's	9	2

Wagner

W
a
g
n
e
r

W
a
g
n
e
r

Average RPI Win:	202	WON-LOST RECORD	WINNING PCT. RANK	LAST 10 GAMES	STRENGTH OF SCHEDULE	OPP. STRENGTH OF SCHEDULE	TEAM RPI	ADJ RPI	CONF. RPI	ADJ CONF. RPI					
DIV. I ONLY		14-32-0	.30435	271	4-6-0	234	224	271	.42947	271	23	23			
DIV. I NON-CONF.		4-16-0	.2	279	0-1-0	182	244	276	.42439	275	19	19			
<hr/>															
TOTALS	RPI 1-25	RPI 26-50		W-L RECORDS		RPI 51-100		RPI 101-150		RPI 150+					
14-32-0	0-0-0	0-3-0		OVERALL		1-2-0		2-5-0		11-22-0					
6-10-0	0-0-0	0-0-0		HOME		1-0-0		1-2-0		4-8-0					
5-21-0	0-0-0	0-3-0		AWAY		0-2-0		1-3-0		4-13-0					
3-1-0	0-0-0	0-0-0		NEUTRAL		0-0-0		0-0-0		3-1-0					
<hr/>															
4-16-0	0-0-0	0-3-0		NON-CONFERENCE		0-1-0		1-3-0		3-9-0					
0-3-0	0-0-0	0-0-0		HOME		0-0-0		0-0-0		0-3-0					
1-12-0	0-0-0	0-0-		AWAY		0-1-0		1-3-0		0-5-0					
3-1-0	0-0-0	0-0-0		NEUTRAL		0-0-0		0-0-0		3-1-0					
<hr/>															
10-16-0	0-0-0	0-0-0		CONFERENCE		1-1-0		1-2-0		8-13-0					
6-7-0	0-0-0	0-0-0		HOME		1-0-0		1-2-0		4-5-0					
4-9-0	0-0-0	0-0-0		AWAY		0-1-0		0-0-0		4-8-0					
0-0-0	0-0-0	0-0-0		NEUTRAL		0-0-0		0-0-0		0-0-0					
<hr/>															
RPI	S	Opponent	Score	RPI	S	Opponent	Score	RPI	S	Opponent	Score	RPI	S	Opponent	Score
35	A	Texas A&M	1 15	70	A	Kent St.	0 3	117	A	Middle Tenn.	8 20	122	H	Central Mich.	7 8
35	A	Texas A&M	5 16	70	H	Kent St.	9 3	122	H	Central Mich.	3 2	122	H	Central Mich.	2 8
35	A	Texas A&M	2 19	100	A	Jacksonville St.	0 5	125	A	Morehead St.	7 11	125	A	Morehead St.	6 9
								125	A	Morehead St.	6 5	151	A	Ohio St.	6 7
								154	A	Ball St.	6 13	154	A	Ball St.	5 23
								154	A	Ball St.	4 7	158	A	Belmont	5 7
								187	A	Eastern Mich.	6 2	187	A	Eastern Mich.	6 7
								187	A	Eastern Mich.	0 3	205	A	Lipscomb	0 2
								213	H	Niagara	1 3	213	H	Niagara	2 3
								215	N	Georgia St.	6 3	215	N	Georgia St.	4 1
								221	H	Miami (OH)	6 9	221	H	Miami (OH)	4 10
								221	H	Miami (OH)	3 1	222	H	Toledo	4 20
								222	H	Toledo	5 4	222	H	Toledo	4 8
								222	H	Toledo	4 8	223	A	Ohio	4 9
								223	A	Ohio	4 9				
<hr/>															
LAST 10 GAMES															
234	H	Western Mich.	7 15	223	A	Ohio	4 9	221	H	Miami (OH)	3 1	222	H	Toledo	4 20
234	H	Western Mich.	8 5	223	A	Ohio	1 9	222	H	Toledo	5 4	222	H	Toledo	4 8
234	H	Western Mich.	4 3	221	H	Miami (OH)	3 1	222	H	Toledo	4 8	223	A	Ohio	4 9
151	A	Ohio St.	6 7	221	H	Miami (OH)	6 9	222	H	Toledo	4 8	223	A	Ohio	4 9
223	A	Ohio	5 4	221	H	Miami (OH)	4 10	223	A	Ohio	4 9				

Non-Div. I Games:

Bowling Green

RPI	S	Opponent	Score	
223	A	Ohio	1	9
223	A	Ohio	5	4
234	H	Western Mich.	8	5
234	H	Western Mich.	7	15
234	H	Western Mich.	4	3
238	N	Army West Point	0	5
238	N	Army West Point	5	0
258	A	Northern Ill.	0	11
258	A	Northern Ill.	7	4
258	A	Northern Ill.	9	1
268	A	Dayton	1	3
272	A	Youngstown St.	5	6
272	H	Youngstown St.	1	3

Bowling Green

B
o
w
l
i
n
g
G
r
e
e
n

B
o
w
l
i
n
g
G
r
e
e
n

Average RPI Win:	197	WON-LOST RECORD	WINNING PCT. RANK	LAST 10 GAMES	STRENGTH OF SCHEDULE	OPP. STRENGTH OF SCHEDULE	TEAM RPI	ADJ RPI	CONF. RPI	ADJ CONF. RPI
DIV. I ONLY		15-36-0	.29412 275	1-9-0	227	256	272	.42804 272	24	24
DIV. I NON-CONF.		6-15-0	.28571 256	0-1-0	248	221	254	.44088 254	23	23
TOTALS	RPI 1-25	RPI 26-50	W-L RECORDS	RPI 51-100	RPI 101-150	RPI 150+				
15-36-0	0-0-0	0-0-0	OVERALL	2-3-0	1-11-0	12-22-0				
7-11-0	0-0-0	0-0-0	HOME	0-1-0	1-4-0	6-6-0				
8-23-0	0-0-0	0-0-0	AWAY	2-2-0	0-7-0	6-14-0				
0-2-0	0-0-0	0-0-0	NEUTRAL	0-0-0	0-0-0	0-2-0				
6-15-0	0-0-0	0-0-0	NON-CONFERENCE	2-3-0	0-2-0	4-10-0				
1-2-0	0-0-0	0-0-0	HOME	0-1-0	0-0-0	1-1-0				
5-11-0	0-0-0	0-0-	AWAY	2-2-0	0-2-0	3-7-0				
0-2-0	0-0-0	0-0-0	NEUTRAL	0-0-0	0-0-0	0-2-0				
9-21-0	0-0-0	0-0-0	CONFERENCE	0-0-0	1-9-0	8-12-0				
6-9-0	0-0-0	0-0-0	HOME	0-0-0	1-4-0	5-5-0				
3-12-0	0-0-0	0-0-0	AWAY	0-0-0	0-5-0	3-7-0				
0-0-0	0-0-0	0-0-0	NEUTRAL	0-0-0	0-0-0	0-0-0				
RPI S Opponent Score	RPI S Opponent Score	RPI S Opponent Score	RPI S Opponent Score	RPI S Opponent Score	RPI S Opponent Score	RPI S Opponent Score				
				64 A Georgia Tech 6 15	103 A Wright St. 7 10					
				64 A Georgia Tech 6 14	103 A Wright St. 6 7					
				64 A Georgia Tech 12 3	103 H Wright St. 8 11					
				70 A Kent St. 11 6	103 H Wright St. 4 16					
				70 H Kent St. 3 6	103 H Wright St. 5 2					
					125 A Morehead St. 9 23					
					131 A Ill.-Chicago 2 10					
					131 A Ill.-Chicago 0 1					
					131 A Ill.-Chicago 0 3					
					131 H Ill.-Chicago 2 6					
					131 H Ill.-Chicago 2 23					
					134 A Pittsburgh 2 3					
					151 A Ohio St. 8 12					
					155 A Canisius 4 2					
					168 N Indiana St. 4 14					
					171 A Austin Peay 2 9					
					198 A Valparaiso 4 3					
					198 A Valparaiso 2 6					
					198 H Valparaiso 7 10					
					198 H Valparaiso 9 7					
					198 H Valparaiso 6 5					
				LAST 10 GAMES	223 H Ohio 5 6					
				233 A Oakland 6 8	103 A Wright St. 7 10					
				233 A Oakland 5 7	103 A Wright St. 6 7					
				227 H Northern Ky. 3 5	198 A Valparaiso 2 6					
				227 H Northern Ky. 3 4	198 A Valparaiso 4 3					
				134 A Pittsburgh 2 3	198 H Valparaiso 7 10					
					227 A Northern Ky. 3 6					
					227 A Northern Ky. 8 15					
					227 A Northern Ky. 8 7					
					227 H Northern Ky. 3 5					
					227 H Northern Ky. 3 4					

Non-Div. I Games:

Youngstown St.

RPI	S	Opponent	Score	
232	A	Eastern Ky.	0	11
232	A	Eastern Ky.	3	8
232	A	Eastern Ky.	6	11
233	A	Oakland	5	7
233	A	Oakland	6	8
233	H	Oakland	5	4
233	H	Oakland	6	10
233	H	Oakland	12	4
242	A	Milwaukee	0	3
242	A	Milwaukee	5	14
242	A	Milwaukee	6	5
242	H	Milwaukee	5	1
242	H	Milwaukee	2	5
251	A	Richmond	2	5
251	A	Richmond	1	7
251	A	Richmond	8	5
271	A	Bowling Green	3	1
271	H	Bowling Green	6	5
281	N	Illinois St.	7	13

Youngstown St.

Y
o
u
n
g
s
t
o
w
n
s
t
.

Y
o
u
n
g
s
t
o
w
n
s
t
.

Average RPI Win:	208	WON-LOST RECORD	WINNING PCT. RANK	LAST 10 GAMES	STRENGTH OF SCHEDULE	OPP. STRENGTH OF SCHEDULE	TEAM RPI	ADJ RPI	CONF. RPI	ADJ CONF. RPI	
DIV. I ONLY	18-30-1	.37755	239	5-5-0	274	228	273	.42764	273	25	25
DIV. I NON-CONF.	11-16-1	.41071	208	3-1-0	289	207	277	.42231	277	26	26
<hr/>											
TOTALS	RPI 1-25	RPI 26-50		W-L RECORDS		RPI 51-100		RPI 101-150		RPI 150+	
18-30-1	0-0-0	0-0-0		OVERALL		2-4-0		1-6-0		15-20-1	
10-14-1	0-0-0	0-0-0		HOME		0-1-0		0-3-0		10-10-1	
8-16-0	0-0-0	0-0-0		AWAY		2-3-0		1-3-0		5-10-0	
0-0-0	0-0-0	0-0-0		NEUTRAL		0-0-0		0-0-0		0-0-0	
11-16-1	0-0-0	0-0-0		NON-CONFERENCE		2-4-0		0-1-0		9-11-1	
8-7-1	0-0-0	0-0-0		HOME		0-1-0		0-0-0		8-6-1	
3-9-0	0-0-0	0-0-		AWAY		2-3-0		0-1-0		1-5-0	
0-0-0	0-0-0	0-0-0		NEUTRAL		0-0-0		0-0-0		0-0-0	
7-14-0	0-0-0	0-0-0		CONFERENCE		0-0-0		1-5-0		6-9-0	
2-7-0	0-0-0	0-0-0		HOME		0-0-0		0-3-0		2-4-0	
5-7-0	0-0-0	0-0-0		AWAY		0-0-0		1-2-0		4-5-0	
0-0-0	0-0-0	0-0-0		NEUTRAL		0-0-0		0-0-0		0-0-0	
RPI	S	Opponent	Score	RPI	S	Opponent	Score	RPI	S	Opponent	Score
						66 A Washington	4 2	110 H New Mexico St.		4 6	
						66 A Washington	7 5	110 H New Mexico St.		2 6	
						66 H Washington	4 7	110 H New Mexico St.		5 8	
						75 A Minnesota	3 6	116 A Washington St.		4 9	
						75 A Minnesota	4 13	139 A Grand Canyon		9 8	
						75 A Minnesota	7 11	139 A Grand Canyon		0 19	
								139 A Grand Canyon		6 9	
								164 H UC Irvine		2 3	
								164 H UC Irvine		8 2	
								168 H Indiana St.		4 0	
								179 A CSU Bakersfield		3 5	
								179 A CSU Bakersfield		9 6	
								179 A CSU Bakersfield		6 7	
								211 H Sacramento St.		7 4	
								211 H Sacramento St.		0 9	
								211 H Sacramento St.		2 3	
								230 H SIUE		10 13	
								230 H SIUE		4 1	
								230 H SIUE		9 3	
								230 H SIUE		0 6	
								245 H UNLV		7 4	
								245 H UNLV		1 0	
								245 H UNLV		3 4	
								247 A Northern Colo.		14 12	
								247 A Northern Colo.		10 11	
								247 A Northern Colo.		10 1	
								250 A Pacific		17 4	
<hr/>											
LAST 10 GAMES											
						179 A CSU Bakersfield	9 6	139 A Grand Canyon		0 19	
						179 A CSU Bakersfield	3 5	139 A Grand Canyon		9 8	
						179 A CSU Bakersfield	6 7	245 H UNLV		1 0	
						66 A Washington	7 5	245 H UNLV		7 4	
						139 A Grand Canyon	6 9	245 H UNLV		3 4	

Non-Div. I Games:

Seattle U

RPI	S	Opponent	Score	
250	A	Pacific	3	4
250	A	Pacific	4	13
250	A	Pacific	5	7
252	A	UTRGV	9	12
252	A	UTRGV	6	7
252	A	UTRGV	6	5
257	H	Sacred Heart	6	4
257	H	Sacred Heart	5	12
257	H	Sacred Heart	3	6
257	H	Sacred Heart	6	3
277	A	Portland	3	6
277	A	Portland	3	5
277	H	Portland	10	10
282	H	Chicago St.	3	4
282	H	Chicago St.	3	6
282	H	Chicago St.	7	2

Seattle U

S
e
a
t
t
l
e
U

S
e
a
t
t
l
e
U

RPI	S	Opponent	Score	
251	H	Richmond	5	7
252	H	UTRGV	4	6
264	A	Utah Valley	0	5
264	A	Utah Valley	6	4
264	A	Utah Valley	8	11
267	A	Abilene Christian	5	4
267	A	Abilene Christian	0	5
267	A	Abilene Christian	6	3
276	H	Texas Southern	17	9
276	H	Texas Southern	7	5
279	H	Omaha	12	11
279	H	Omaha	3	0
279	H	Omaha	9	6
285	A	Prairie View	17	4
285	H	Prairie View	11	1
291	H	Lafayette	6	5
291	N	Lafayette	4	3

Incarnate Word

I
n
c
a
r
n
a
t
e
W
o
r
d

I
n
c
a
r
n
a
t
e
W
o
r
d

Average RPI Win:	266	WON-LOST	WINNING	LAST 10	STRENGTH OF	OPP. STRENGTH	TEAM	ADJ	CONF.	ADJ CONF.	
Average RPI Loss:	240	RECORD	PCT. RANK	GAMES	SCHEDULE	OF SCHEDULE	RPI	RPI	RPI	RPI	
DIV. I ONLY	20-23-0	.46512	177	6-4-0	292	298	275	.42051	275	27	27
DIV. I NON-CONF.	6-13-0	.31579	249	1-2-0	273	284	279	.41898	279	29	29
TOTALS	RPI 1-25	RPI 26-50	W-L RECORDS	RPI 51-100	RPI 101-150	RPI 150+					
20-23-0	0-0-0	0-0-0	OVERALL	0-0-0	1-1-0	19-22-0					
10-8-0	0-0-0	0-0-0	HOME	0-0-0	1-1-0	9-7-0					
10-14-0	0-0-0	0-0-0	AWAY	0-0-0	0-0-0	10-14-0					
0-1-0	0-0-0	0-0-0	NEUTRAL	0-0-0	0-0-0	0-1-0					
6-13-0	0-0-0	0-0-0	NON-CONFERENCE	0-0-0	1-1-0	5-12-0					
3-3-0	0-0-0	0-0-0	HOME	0-0-0	1-1-0	2-2-0					
3-9-0	0-0-0	0-0-	AWAY	0-0-0	0-0-0	3-9-0					
0-1-0	0-0-0	0-0-0	NEUTRAL	0-0-0	0-0-0	0-1-0					
14-10-0	0-0-0	0-0-0	CONFERENCE	0-0-0	0-0-0	14-10-0					
7-5-0	0-0-0	0-0-0	HOME	0-0-0	0-0-0	7-5-0					
7-5-0	0-0-0	0-0-0	AWAY	0-0-0	0-0-0	7-5-0					
0-0-0	0-0-0	0-0-0	NEUTRAL	0-0-0	0-0-0	0-0-0					
RPI S	Opponent	Score	RPI S	Opponent	Score	RPI S	Opponent	Score	RPI S	Opponent	Score
							128 H St. Bonaventure	0 8			
							128 H St. Bonaventure	5 4			
							153 A Delaware	5 15			
							177 A George Washington	6 9			
							177 H George Washington	4 12			
							200 A Navy	2 3			
							200 H Navy	0 18			
							228 A The Citadel	7 1			
							228 A The Citadel	5 6			
							228 A The Citadel	0 4			
							231 A Charleston So.	1 3			
							231 A Charleston So.	9 2			
							231 A Charleston So.	2 3			
							244 A Towson	6 7			
							244 H Towson	8 1			
							246 N Rider	2 4			
							260 A Norfolk St.	6 4			
							260 A Norfolk St.	4 2			
							260 A Norfolk St.	5 4			
							260 A Norfolk St.	1 3			
							260 A Norfolk St.	3 1			
							260 A Norfolk St.	0 5			
							260 H Norfolk St.	19 3			
							260 H Norfolk St.	2 3			
							260 H Norfolk St.	4 6			
							280 A La Salle	2 4			
							280 H La Salle	4 2			
							260 A Norfolk St.	6 4			
							260 A Norfolk St.	4 2			
							260 A Norfolk St.	0 5			
							177 H George Washington	4 12			
							288 H UMES	9 0			
							260 A Norfolk St.	6 4			
							260 A Norfolk St.	4 2			
							260 A Norfolk St.	0 5			
							260 H Norfolk St.	19 3			
							260 H Norfolk St.	2 3			
							260 H Norfolk St.	4 6			
							280 A La Salle	2 4			
							280 H La Salle	4 2			

Non-Div. I Games:

Delaware St.

RPI	S	Opponent	Score	
288	A	UMES	2	0
288	A	UMES	1	8
288	A	UMES	2	3
288	H	UMES	3	2
288	H	UMES	7	4
288	H	UMES	9	0
290	A	Fairleigh Dickinson	8	7
294	A	Coppin St.	5	3
294	A	Coppin St.	3	8
294	A	Coppin St.	13	6
294	H	Coppin St.	7	9
294	H	Coppin St.	8	4
294	H	Coppin St.	12	8
294	H	Coppin St.	9	11
294	H	Coppin St.	3	14
294	H	Coppin St.	15	5

Delaware St.

D
e
l
a
w
a
r
e
S
t
.

D
e
l
a
w
a
r
e
S
t
.

Average RPI Win: 264		WON-LOST	WINNING	LAST 10	STRENGTH OF		OPP. STRENGTH	TEAM	ADJ	CONF.	ADJ CONF.
Average RPI Loss: 192		RECORD	PCT. RANK	GAMES	SCHEDULE		OF SCHEDULE	RPI	RPI	RPI	RPI
DIV. I ONLY		16-32-0	.33333	258	2-8-0		277	292	276	.41993	276
DIV. I NON-CONF.		2-19-0	.09524	295	0-5-0		109	123	268	.42837	268
TOTALS		RPI 1-25	RPI 26-50		W-L RECORDS		RPI 51-100		RPI 101-150		RPI 150+
16-32-0	0-2-0	0-1-0		OVERALL		1-4-0		1-6-0		14-19-0	
9-3-0	0-0-0	0-0-0		HOME		0-0-0		0-0-0		9-3-0	
7-28-0	0-0-0	0-1-0		AWAY		1-4-0		1-6-0		5-14-0	
0-1-0	0-0-0	0-0-0		NEUTRAL		0-0-0		0-0-0		0-1-0	
2-19-0	0-2-0	0-1-0		NON-CONFERENCE		1-4-0		1-6-0		0-6-0	
0-0-0	0-0-0	0-0-0		HOME		0-0-0		0-0-0		0-0-0	
2-19-0	0-2-0	0-0-		AWAY		1-4-0		1-6-0		0-6-0	
0-0-0	0-0-0	0-0-0		NEUTRAL		0-0-0		0-0-0		0-0-0	
14-13-0	0-0-0	0-0-0		CONFERENCE		0-0-0		0-0-0		14-13-0	
9-3-0	0-0-0	0-0-0		HOME		0-0-0		0-0-0		9-3-0	
5-9-0	0-0-0	0-0-0		AWAY		0-0-0		0-0-0		5-9-0	
0-1-0	0-0-0	0-0-0		NEUTRAL		0-0-0		0-0-0		0-1-0	
RPI S	Opponent	Score		RPI S	Opponent	Score		RPI S	Opponent	Score	
4 A	Texas Tech	7	14	26 A	Houston	3	16	58 A	Kansas	2	11
4 A	Texas Tech	4	8					58 A	Kansas	4	20
								58 A	Kansas	0	10
								58 A	Kansas	4	8
								99 A	Houston Baptist	4	1
									Lamar University	2	3
									Lamar University	2	5
									Nicholls St.	1	2
									Nicholls St.	1	10
									Nicholls St.	3	2
									SFA	0	7
									SFA	0	14
									Jackson St.	1	11
									Jackson St.	4	12
									N Jackson St.	0	15
									UTRGV	4	11
									UTRGV	4	5
									UTRGV	0	9
									UTRGV	2	12
									Incarnate Word	9	17
									Incarnate Word	5	7
									Grambling	11	7
									Grambling	3	13
									Grambling	1	7
									H Grambling	6	5
									H Grambling	5	6
									H Grambling	12	11
									Ark.-Pine Bluff	7	2
									Ark.-Pine Bluff	9	5
									Ark.-Pine Bluff	3	4
									H Ark.-Pine Bluff	9	5
									H Ark.-Pine Bluff	7	4
LAST 10 GAMES				292 H	Southern U.	6	8	278 A	Grambling	11	7
				58 A	Kansas	0	10	278 A	Grambling	3	13
				58 A	Kansas	4	8	278 A	Grambling	1	7
				58 A	Kansas	2	11	107 A	Lamar University	2	3
				58 A	Kansas	4	20	284 A	Ark.-Pine Bluff	7	2

Non-Div. I Games:

Texas Southern

RPI	S	Opponent	Score	
284	H	Ark.-Pine Bluff	11	14
285	A	Prairie View	2	3
285	A	Prairie View	8	0
285	A	Prairie View	6	4
285	H	Prairie View	3	0
285	H	Prairie View	8	4
285	H	Prairie View	8	6
292	A	Southern U.	6	8
292	A	Southern U.	5	8
292	A	Southern U.	11	12
292	H	Southern U.	6	8
292	H	Southern U.	9	1
292	H	Southern U.	11	1

Texas Southern

T
e
x
a
s
S
o
u
t
h
e
r
n

T
e
x
a
s
S
o
u
t
h
e
r
n

Average RPI Win: 210		WON-LOST	WINNING	LAST 10	STRENGTH OF		OPP. STRENGTH	TEAM	ADJ		CONF.	ADJ CONF.			
Average RPI Loss: 140		RECORD	PCT. RANK	GAMES	SCHEDULE		OF SCHEDULE	RPI	RPI		RPI	RPI			
DIV. I ONLY		10-37-1	.21875	291	0-5-1		188	187	277	.41919	277	13	13		
DIV. I NON-CONF.		5-18-1	.22917	273	0-0-1		227	241	282	.41022	282	11	11		
TOTALS		RPI 1-25	RPI 26-50		W-L RECORDS		RPI 51-100		RPI 101-150		RPI 150+				
10-37-1	0-1-0	0-0-0		OVERALL		1-14-0		1-2-0		8-20-1					
7-10-0	0-1-0	0-0-0		HOME		1-4-0		0-0-0		6-5-0					
3-27-1	0-0-0	0-0-0		AWAY		0-10-0		1-2-0		2-15-1					
0-0-0	0-0-0	0-0-0		NEUTRAL		0-0-0		0-0-0		0-0-0					
5-18-1	0-1-0	0-0-0		NON-CONFERENCE		1-2-0		0-0-0		4-15-1					
4-4-0	0-1-0	0-0-0		HOME		1-1-0		0-0-0		3-2-0					
1-14-1	0-0-0	0-0-		AWAY		0-1-0		0-0-0		1-13-1					
0-0-0	0-0-0	0-0-0		NEUTRAL		0-0-0		0-0-0		0-0-0					
5-19-0	0-0-0	0-0-0		CONFERENCE		0-12-0		1-2-0		4-5-0					
3-6-0	0-0-0	0-0-0		HOME		0-3-0		0-0-0		3-3-0					
2-13-0	0-0-0	0-0-0		AWAY		0-9-0		1-2-0		1-2-0					
0-0-0	0-0-0	0-0-0		NEUTRAL		0-0-0		0-0-0		0-0-0					
RPI	S	Opponent	Score		RPI	S	Opponent	Score		RPI	S	Opponent	Score		
1	H	Oregon St.	3	4						129	A	San Francisco	4	1	
							51 A San Diego	2	3	129	A	San Francisco	2	12	
							51 A San Diego	2	8	129	A	San Francisco	0	4	
							65 A Saint Mary's (CA)	5	6	164	A	UC Irvine	1	3	
							65 A Saint Mary's (CA)	5	7	164	A	UC Irvine	3	5	
							65 A Saint Mary's (CA)	5	11	164	A	UC Irvine	3	6	
							68 H Gonzaga	2	3	173	A	CSUN	0	3	
							68 H Gonzaga	4	7	173	A	CSUN	0	6	
							68 H Gonzaga	0	13	173	A	CSUN	4	3	
							69 A BYU	3	11	179	A	CSU Bakersfield	3	6	
							69 A BYU	3	16	179	A	CSU Bakersfield	3	7	
							69 A BYU	19	23	179	A	CSU Bakersfield	4	11	
							71 A Oregon	1	6	179	A	CSU Bakersfield	5	7	
							71 H Oregon	0	1	199	H	Pepperdine	8	14	
							71 H Oregon	3	2	199	H	Pepperdine	2	1	
										199	H	Pepperdine	6	12	
										204	H	Northwestern	5	9	
										204	H	Northwestern	4	6	
										204	H	Northwestern	5	2	
										206	A	Air Force	10	11	
										206	A	Air Force	3	11	
										245	A	UNLV	1	5	
										245	A	UNLV	1	4	
										250	A	Pacific	0	2	
										250	A	Pacific	1	3	
										250	A	Pacific	10	7	
										265	H	Santa Clara	7	5	
LAST 10 GAMES				273 A Seattle U	10	10	250 A Pacific	1	3	245 A UNLV	1	4	250 A Pacific	10	7
				69 A BYU	3	16	250 A Pacific	10	7	245 A UNLV	1	5	250 A Pacific	10	7
				69 A BYU	3	11	245 A UNLV	1	4	245 A UNLV	1	5	250 A Pacific	10	7
				69 A BYU	19	23	245 A UNLV	1	5	245 A UNLV	1	5	250 A Pacific	10	7
				250 A Pacific	0	2	68 H Gonzaga	2	3	245 A UNLV	1	5	250 A Pacific	10	7

Non-Div. I Games:

Portland

RPI	S	Opponent	Score	
265	H	Santa Clara	4	7
265	H	Santa Clara	3	2
273	A	Seattle U	10	10
273	H	Seattle U	5	3
273	H	Seattle U	6	3

Portland

P
o
r
t
l
a
n
d

P
o
r
t
l
a
n
d

Average RPI Win: 285		WON-LOST RECORD		WINNING PCT. RANK		LAST 10 GAMES		STRENGTH OF SCHEDULE		OPP. STRENGTH OF SCHEDULE		TEAM RPI		ADJ RPI		CONF. RPI		ADJ CONF. RPI	
DIV. I ONLY		18-28-0		.3913 236		5-3-0		288		290		278		.41589 278		31		31	
DIV. I NON-CONF.		1-16-0		.05882 298		0-2-0		126		85		285		.40146 285		31		31	
TOTALS		RPI 1-25		RPI 26-50		W-L RECORDS		RPI 51-100		RPI 101-150		RPI 150+							
18-28-0		0-3-0		0-1-0		OVERALL		0-3-0		0-4-0		18-17-0							
8-5-0		0-0-0		0-0-0		HOME		0-0-0		0-0-0		8-5-0							
7-16-0		0-3-0		0-1-0		AWAY		0-3-0		0-2-0		7-7-0							
3-7-0		0-0-0		0-0-0		NEUTRAL		0-0-0		0-2-0		3-5-0							
1-16-0		0-3-0		0-1-0		NON-CONFERENCE		0-3-0		0-4-0		1-5-0							
0-1-0		0-0-0		0-0-0		HOME		0-0-0		0-0-0		0-1-0							
0-11-0		0-3-0		0-0-		AWAY		0-3-0		0-2-0		0-2-0							
1-4-0		0-0-0		0-0-0		NEUTRAL		0-0-0		0-2-0		1-2-0							
17-12-0		0-0-0		0-0-0		CONFERENCE		0-0-0		0-0-0		17-12-0							
8-4-0		0-0-0		0-0-0		HOME		0-0-0		0-0-0		8-4-0							
7-5-0		0-0-0		0-0-0		AWAY		0-0-0		0-0-0		7-5-0							
2-3-0		0-0-0		0-0-0		NEUTRAL		0-0-0		0-0-0		2-3-0							
RPI S	Opponent		Score		RPI S	Opponent		Score		RPI S	Opponent		Score		RPI S	Opponent		Score	
12 A	LSU		2	13	34 A	Louisiana Tech		1	15	57 A	DBU		0	3	107 A	Lamar University		2	11
17 A	Oklahoma		2	11						57 A	DBU		0	15	123 N	New Orleans		1	10
17 A	Oklahoma		2	10						57 A	DBU		6	7	131 N	Ill.-Chicago		3	9
															145 A	SFA		2	9
															176 A	Alabama		2	12
															196 N	Alabama St.		3	4
															196 N	Alabama St.		4	12
															196 N	Alabama St.		4	16
															235 N	LIU Brooklyn		3	7
															240 A	La.-Monroe		1	7
															240 H	La.-Monroe		3	4
															266 N	Hofstra		8	7
															270 N	Wagner		3	19
															276 A	Texas Southern		5	6
															276 A	Texas Southern		11	12
															276 A	Texas Southern		6	5
															276 H	Texas Southern		13	3
															276 H	Texas Southern		7	1
															276 H	Texas Southern		7	11
															284 A	Ark.-Pine Bluff		2	8
															284 A	Ark.-Pine Bluff		1	15
															284 A	Ark.-Pine Bluff		4	3
															284 H	Ark.-Pine Bluff		11	5
															284 H	Ark.-Pine Bluff		8	14
															284 H	Ark.-Pine Bluff		4	3
															285 A	Prairie View		10	2
															285 A	Prairie View		14	1
Non-Div. I Games:		Texas Col.		17	0	Wiley		16	5	Jarvis Christian		13	3	Texas Col.		15	4	Grambling	

RPI	S	Opponent	Score	
285	A	Prairie View	12	7
285	H	Prairie View	0	10
285	H	Prairie View	6	1
285	H	Prairie View	5	7
286	N	Alcorn	4	1
292	A	Southern U.	11	3
292	A	Southern U.	9	6
292	A	Southern U.	2	3
292	H	Southern U.	8	5
292	H	Southern U.	15	4
292	H	Southern U.	14	8
292	N	Southern U.	11	5

Grambling

Average RPI Win: 255		WON-LOST RECORD		WINNING PCT. RANK		LAST 10 GAMES		STRENGTH OF SCHEDULE		OPP. STRENGTH OF SCHEDULE		TEAM RPI		ADJ RPI		CONF. RPI		ADJ CONF. RPI	
DIV. I ONLY		12-36-0		.25 283		3-7-0		216		272		279		.41555 279		30		30	
DIV. I NON-CONF.		3-20-0		.13043 291		0-2-0		121		164		271		.42753 270		28		28	
TOTALS		RPI 1-25		RPI 26-50		W-L RECORDS		RPI 51-100		RPI 101-150		RPI 150+							
12-36-0		0-3-0		0-2-0		OVERALL		1-10-0		0-1-0		11-20-0							
4-16-0		0-0-0		0-1-0		HOME		0-3-0		0-0-0		4-12-0							
8-19-0		0-3-0		0-1-0		AWAY		1-6-0		0-1-0		7-8-0							
0-1-0		0-0-0		0-0-0		NEUTRAL		0-1-0		0-0-0		0-0-0							
3-20-0		0-3-0		0-2-0		NON-CONFERENCE		1-4-0		0-1-0		2-10-0							
0-5-0		0-0-0		0-1-0		HOME		0-0-0		0-0-0		0-4-0							
3-14-0		0-3-0		0-0-		AWAY		1-3-0		0-1-0		2-6-0							
0-1-0		0-0-0		0-0-0		NEUTRAL		0-1-0		0-0-0		0-0-0							
9-16-0		0-0-0		0-0-0		CONFERENCE		0-6-0		0-0-0		9-10-0							
4-11-0		0-0-0		0-0-0		HOME		0-3-0		0-0-0		4-8-0							
5-5-0		0-0-0		0-0-0		AWAY		0-3-0		0-0-0		5-2-0							
0-0-0		0-0-0		0-0-0		NEUTRAL		0-0-0		0-0-0		0-0-0							
RPI	S	Opponent		Score		RPI	S	Opponent		Score		RPI	S	Opponent		Score			
3	A	Louisville		2	7	43	A	Nebraska		2	13	58	A	Kansas		1	11		
3	A	Louisville		0	6	43	H	Nebraska		1	3	58	A	Kansas		5	6		
3	A	Louisville		0	10							65	N	Saint Mary's (CA)		3	9		
												93	A	Oral Roberts		0	6		
												93	A	Oral Roberts		0	8		
												93	A	Oral Roberts		5	6		
												93	H	Oral Roberts		3	7		
												93	H	Oral Roberts		0	12		
												93	H	Oral Roberts		1	12		
												98	A	Kansas St.		5	2		
												98	A	Kansas St.		1	10		
												146	A	Wichita St.		0	8		
												165	H	Creighton		5	7		
												206	A	Air Force		5	24		
												206	A	Air Force		17	16		
												206	H	Air Force		0	1		
												245	A	UNLV		1	15		
												245	A	UNLV		3	20		
												245	A	UNLV		8	2		
												247	H	Northern Colo.		3	7		
												247	H	Northern Colo.		4	9		
												248	H	South Dakota St.		2	5		
												248	H	South Dakota St.		0	15		
												248	H	South Dakota St.		4	13		
												249	A	North Dakota St.		6	3		
												249	A	North Dakota St.		3	1		
												249	A	North Dakota St.		2	10		
												249	H	North Dakota St.		10	0		
												249	H	North Dakota St.		1	6		
												249	H	North Dakota St.		0	1		
												269	A	Western Ill.		1	3		
												269	H	Western Ill.		10	11		
												269	H	Western Ill.		4	2		
												269	H	Western Ill.		4	14		
												274	A	Incarnate Word		0	3		
												274	A	Incarnate Word		6	9		
												274	A	Incarnate Word		11	12		
												298	A	Fort Wayne		14	1		
LAST 10 GAMES																			
93	A	Oral Roberts		5	6	298	H	Fort Wayne		19	0	93	A	Oral Roberts		0	6		
93	A	Oral Roberts		0	6	298	H	Fort Wayne		7	6	269	A	Western Ill.		1	3		
93	A	Oral Roberts		0	8	43	A	Nebraska		2	13	274	A	Incarnate Word		11	12		
165	H	Creighton		5	7	249	A	North Dakota St.		6	3	298	A	Fort Wayne		14	1		
298	H	Fort Wayne		7	14														

Non-Div. I Games:

Omaha

RPI	S	Opponent	Score	
298	A	Fort Wayne	9	8
298	A	Fort Wayne	4	1
298	H	Fort Wayne	19	0
298	H	Fort Wayne	7	14
298	H	Fort Wayne	7	6

Omaha

O
m
a
h
a

O
m
a
h
a

Average RPI Win: 226		WON-LOST RECORD	WINNING PCT. RANK	LAST 10 GAMES	STRENGTH OF SCHEDULE	OPP. STRENGTH OF SCHEDULE	TEAM RPI	ADJ RPI		CONF. RPI	ADJ CONF. RPI
Average RPI Loss: 177											
DIV. I ONLY		10-38-0	.20833 292	2-8-0	197	254	280	.4149	280	22	22
DIV. I NON-CONF.		6-21-0	.22222 275	0-2-0	214	272	278	.4203	278	24	24
TOTALS		RPI 1-25	RPI 26-50		W-L RECORDS		RPI 51-100		RPI 101-150		RPI 150+
10-38-0	0-2-0	0-0-0		OVERALL		0-3-0		0-11-0		10-22-0	
3-12-0	0-0-0	0-0-0		HOME		0-0-0		0-6-0		3-6-0	
6-20-0	0-2-0	0-0-0		AWAY		0-3-0		0-3-0		6-12-0	
1-6-0	0-0-0	0-0-0		NEUTRAL		0-0-0		0-2-0		1-4-0	
6-21-0	0-2-0	0-0-0		NON-CONFERENCE		0-3-0		0-2-0		6-14-0	
2-1-0	0-0-0	0-0-0		HOME		0-0-0		0-0-0		2-1-0	
3-14-0	0-2-0	0-0-		AWAY		0-3-0		0-0-0		3-9-0	
1-6-0	0-0-0	0-0-0		NEUTRAL		0-0-0		0-2-0		1-4-0	
4-17-0	0-0-0	0-0-0		CONFERENCE		0-0-0		0-9-0		4-8-0	
1-11-0	0-0-0	0-0-0		HOME		0-0-0		0-6-0		1-5-0	
3-6-0	0-0-0	0-0-0		AWAY		0-0-0		0-3-0		3-3-0	
0-0-0	0-0-0	0-0-0		NEUTRAL		0-0-0		0-0-0		0-0-0	
RPI S	Opponent	Score		RPI S	Opponent	Score		RPI S	Opponent	Score	
11 A	Virginia	3	18			85 A	East Carolina 3 7	108 A	VCU	1	8
11 A	Virginia	3	12			85 A	East Carolina 1 12	108 A	VCU	0	7
						85 A	East Carolina 4 8	108 A	VCU	0	3
								128 H	St. Bonaventure	0	3
								128 H	St. Bonaventure	7	9
								128 H	St. Bonaventure	4	8
								137 N	Butler	5	6
								137 N	Butler	1	3
								143 H	Davidson	4	24
								143 H	Davidson	4	6
								143 H	Davidson	7	8
								152 A	Wofford	1	6
								152 A	Wofford	7	6
								153 H	Delaware	7	3
								177 H	George Washington	1	4
								177 H	George Washington	2	4
								177 H	George Washington	1	3
								192 N	Penn	2	1
								213 N	Niagara	0	9
								213 N	Niagara	5	8
								218 A	Fordham	3	4
								218 A	Fordham	2	5
								218 A	Fordham	7	6
								221 A	Miami (OH)	2	3
								221 A	Miami (OH)	1	7
								221 A	Miami (OH)	2	15
								223 N	Ohio	5	14
LAST 10 GAMES											
				177 H	George Washington	2	4	237 A	Saint Joseph's	2	3
				177 H	George Washington	1	4	256 A	Villanova	2	3
				177 H	George Washington	1	3	291 H	Lafayette	9	13
				237 A	Saint Joseph's	5	1	128 H	St. Bonaventure	0	3
				237 A	Saint Joseph's	5	3	128 H	St. Bonaventure	7	9

Non-Div. I Games:

La Salle

RPI	S	Opponent	Score	
223	N	Ohio	2	10
237	A	Saint Joseph's	5	3
237	A	Saint Joseph's	2	3
237	A	Saint Joseph's	5	1
253	A	USC Upstate	8	1
253	A	USC Upstate	3	6
253	A	USC Upstate	3	7
256	A	Villanova	2	3
262	H	Massachusetts	0	3
262	H	Massachusetts	4	3
262	H	Massachusetts	2	6
275	A	Delaware St.	2	4
275	H	Delaware St.	4	2
283	A	Lehigh	4	13
283	A	Lehigh	2	1
291	H	Lafayette	9	13

La Salle

L
a
S
a
l
l
e

L
a
S
a
l
l
e

Average RPI Win:	205	WON-LOST RECORD	WINNING PCT. RANK	LAST 10 GAMES	STRENGTH OF SCHEDULE	OPP. STRENGTH OF SCHEDULE	TEAM RPI	ADJ RPI	CONF. RPI	ADJ CONF. RPI	
Average RPI Loss:	168										
DIV. I ONLY	11-37-0	.22917	287	1-9-0	261	203	281	.40716	281	16	16
DIV. I NON-CONF.	9-20-0	.31034	250	1-0-0	266	218	267	.43018	267	13	13
<hr/>											
TOTALS	RPI 1-25	RPI 26-50		W-L RECORDS	RPI 51-100		RPI 101-150		RPI 150+		
11-37-0	0-0-0	0-0-0		OVERALL	1-8-0		1-7-0		9-22-0		
4-10-0	0-0-0	0-0-0		HOME	0-0-0		0-1-0		4-9-0		
5-27-0	0-0-0	0-0-0		AWAY	1-8-0		1-6-0		3-13-0		
2-0-0	0-0-0	0-0-0		NEUTRAL	0-0-0		0-0-0		2-0-0		
<hr/>											
9-20-0	0-0-0	0-0-0		NON-CONFERENCE	1-5-0		1-4-0		7-11-0		
4-4-0	0-0-0	0-0-0		HOME	0-0-0		0-1-0		4-3-0		
4-16-0	0-0-0	0-0-		AWAY	1-5-0		1-3-0		2-8-0		
1-0-0	0-0-0	0-0-0		NEUTRAL	0-0-0		0-0-0		1-0-0		
<hr/>											
2-17-0	0-0-0	0-0-0		CONFERENCE	0-3-0		0-3-0		2-11-0		
0-6-0	0-0-0	0-0-0		HOME	0-0-0		0-0-0		0-6-0		
1-11-0	0-0-0	0-0-0		AWAY	0-3-0		0-3-0		1-5-0		
1-0-0	0-0-0	0-0-0		NEUTRAL	0-0-0		0-0-0		1-0-0		
<hr/>											
RPI	S	Opponent	Score	RPI	S	Opponent	Score	RPI	S	Opponent	Score
				57 A DBU 4 11				106 A Xavier 7 5			
				57 A DBU 2 10				106 A Xavier 2 3			
				57 A DBU 6 7				106 A Xavier 8 9			
				94 A Memphis 11 12				135 A Illinois 1 7			
				94 A Memphis 1 3				135 H Illinois 5 6			
				94 A Memphis 4 5				146 A Wichita St. 7 12			
				95 A Tennessee Tech 3 4				146 A Wichita St. 5 10			
				95 A Tennessee Tech 9 2				146 A Wichita St. 1 11			
				97 A Notre Dame 6 7				161 H Saint Louis 2 1			
								168 H Indiana St. 4 15			
								168 H Indiana St. 3 4			
								168 H Indiana St. 6 9			
								168 N Indiana St. 17 7			
								171 A Austin Peay 4 9			
								190 A Southern Ill. 0 5			
								190 A Southern Ill. 9 10			
								190 A Southern Ill. 2 3			
								191 A Bradley 6 8			
								191 A Bradley 9 4			
								191 A Bradley 3 13			
				198 H Valparaiso 3 4							
				205 A Lipscomb 1 3							
				205 A Lipscomb 3 8							
				205 A Lipscomb 8 10							
				221 A Miami (OH) 6 8							
				221 A Miami (OH) 7 8							
				221 A Miami (OH) 4 9							
LAST 10 GAMES											
190 A Southern Ill. 9 10				168 H Indiana St. 6 9				205 A Lipscomb 1 3			
190 A Southern Ill. 0 5				242 H Milwaukee 8 7				205 A Lipscomb 3 8			
190 A Southern Ill. 2 3				146 A Wichita St. 7 12				221 A Miami (OH) 6 8			
168 H Indiana St. 3 4				146 A Wichita St. 5 10				221 A Miami (OH) 7 8			
168 H Indiana St. 4 15				146 A Wichita St. 1 11				221 A Miami (OH) 4 9			

Non-Div. I Games: III. Wesleyan 7 5

Illinois St.

Illinois.

Il
li
li
i
n
o
i
s
s
t
.

Illinois St.

[illegible]

Non-Div. I Games:

Chicago St.

Chicago St.

L e h i g h

Lehigh

RPI	S	Opponent	Score	
259	A	Longwood	4	7
259	A	Longwood	7	12
261	H	Iona	7	5
280	H	La Salle	13	4
280	H	La Salle	1	2
288	H	UMES	12	6
288	H	UMES	10	4
289	H	NJIT	8	4
289	H	NJIT	11	6
289	H	NJIT	15	4
289	H	NJIT	2	1
290	N	Fairleigh Dickinson	16	8
291	A	Lafayette	5	1
291	A	Lafayette	9	1
291	A	Lafayette	3	2
291	A	Lafayette	12	2
294	A	Coppin St.	18	9
296	A	NYIT	4	6
299	A	Saint Peter's	15	5
299	H	Saint Peter's	10	3

Lehigh

[illegible]

Non-Div. I Games:

Ark.-Pine Bluff

RPI	S	Opponent	Score	
285	H	Prairie View	4	9
285	H	Prairie View	10	5
292	A	Southern U.	6	4
292	A	Southern U.	2	4
292	A	Southern U.	5	9
292	H	Southern U.	3	7
292	H	Southern U.	9	8
292	H	Southern U.	2	3
295	A	Alabama A&M	4	1
295	A	Alabama A&M	5	4
295	A	Alabama A&M	9	5

Ark.-Pine Bluff

A
r
k
.
-
P
i
n
e
B
l
u
f
f

A
r
k
.
-
P
i
n
e
B
l
u
f
f

Average RPI Win:		259	WON-LOST RECORD		WINNING PCT. RANK		LAST 10 GAMES		STRENGTH OF SCHEDULE		OPP. STRENGTH OF SCHEDULE		TEAM RPI		ADJ RPI		CONF. RPI		ADJ CONF. RPI	
DIV. I ONLY			13-34-0		.2766 278		2-8-0		279		294		284		.39518 285		31		31	
DIV. I NON-CONF.			2-20-0		.09091 296		0-4-0		52		199		269		.42278 276		31		31	
TOTALS		RPI 1-25		RPI 26-50		W-L RECORDS		RPI 51-100		RPI 101-150		RPI 150+								
13-34-0		0-2-0		0-5-0		OVERALL		1-1-0		1-3-0		11-23-0								
5-9-0		0-0-0		0-0-0		HOME		0-0-0		0-0-0		5-9-0								
7-23-0		0-2-0		0-5-0		AWAY		1-1-0		0-2-0		6-13-0								
1-2-0		0-0-0		0-0-0		NEUTRAL		0-0-0		1-1-0		0-1-0								
2-20-0		0-2-0		0-5-0		NON-CONFERENCE		1-1-0		1-3-0		0-9-0								
0-2-0		0-0-0		0-0-0		HOME		0-0-0		0-0-0		0-2-0								
1-17-0		0-2-0		0-0-		AWAY		1-1-0		0-2-0		0-7-0								
1-1-0		0-0-0		0-0-0		NEUTRAL		0-0-0		1-1-0		0-0-0								
11-14-0		0-0-0		0-0-0		CONFERENCE		0-0-0		0-0-0		11-14-0								
5-7-0		0-0-0		0-0-0		HOME		0-0-0		0-0-0		5-7-0								
6-6-0		0-0-0		0-0-0		AWAY		0-0-0		0-0-0		6-6-0								
0-1-0		0-0-0		0-0-0		NEUTRAL		0-0-0		0-0-0		0-1-0								
RPI	S	Opponent		Score		RPI	S	Opponent		Score		RPI	S	Opponent		Score				
13	A	Baylor		1	18	26	A	Houston		0	8	57	A	DBU		0	10			
13	A	Baylor		2	15	35	A	Texas A&M		2	9	91	A	UTSA		6	5			
						36	A	McNeese		2	7									
						36	A	McNeese		7	16									
						36	A	McNeese		9	12									

RPI	S	Opponent	Score	
284	A	Ark.-Pine Bluff	12	9
284	H	Ark.-Pine Bluff	8	3
284	H	Ark.-Pine Bluff	10	13
284	H	Ark.-Pine Bluff	6	7
286	N	Alcorn	3	11
292	A	Southern U.	8	6
292	A	Southern U.	14	6
292	A	Southern U.	5	6
292	H	Southern U.	3	1
292	H	Southern U.	15	13
292	H	Southern U.	3	1

Prairie View

P
r
a
i
r
i
e
V
i
e
w

P
r
a
i
r
i
e
V
i
e
w

Average RPI Win: 251		WON-LOST RECORD	WINNING PCT. RANK		LAST 10 GAMES		STRENGTH OF SCHEDULE		OPP. STRENGTH OF SCHEDULE		TEAM RPI	ADJ RPI		CONF. RPI	ADJ CONF. RPI		
Average RPI Loss: 188																	
DIV. I ONLY		11-31-0	.2619	281	2-8-0		278		286		286	.38982	286	31	31		
DIV. I NON-CONF.		2-13-0	.13333	289	0-1-0		35		88		266	.43418	266	31	31		
TOTALS		RPI 1-25	RPI 26-50		W-L RECORDS		RPI 51-100		RPI 101-150		RPI 150+						
11-31-0		0-2-0	0-1-0		OVERALL		0-1-0		2-7-0		9-20-0						
5-12-0		0-0-0	0-0-0		HOME		0-0-0		2-2-0		3-10-0						
3-18-0		0-2-0	0-1-0		AWAY		0-1-0		0-5-0		3-9-0						
3-1-0		0-0-0	0-0-0		NEUTRAL		0-0-0		0-0-0		3-1-0						
2-13-0		0-2-0	0-1-0		NON-CONFERENCE		0-1-0		2-7-0		0-2-0						
2-3-0		0-0-0	0-0-0		HOME		0-0-0		2-2-0		0-1-0						
0-10-0		0-2-0	0-0-		AWAY		0-1-0		0-5-0		0-1-0						
0-0-0		0-0-0	0-0-0		NEUTRAL		0-0-0		0-0-0		0-0-0						
9-18-0		0-0-0	0-0-0		CONFERENCE		0-0-0		0-0-0		9-18-0						
3-9-0		0-0-0	0-0-0		HOME		0-0-0		0-0-0		3-9-0						
3-8-0		0-0-0	0-0-0		AWAY		0-0-0		0-0-0		3-8-0						
3-1-0		0-0-0	0-0-0		NEUTRAL		0-0-0		0-0-0		3-1-0						
RPI	S	Opponent		Score		RPI	S	Opponent		Score		RPI	S	Opponent		Score	
18	A	Arkansas		3	11	27	A	Southeastern La.		3	21	94	A	Memphis		7	18
18	A	Arkansas		2	3							123	A	New Orleans		6	7
												123	A	New Orleans		0	14
												123	A	New Orleans		0	10
												137	H	Butler		13	8
												137	H	Butler		5	1
												137	H	Butler		0	5
												137	H	Butler		2	3
												140	A	Nicholls St.		6	7
												140	A	Nicholls St.		5	13
												169	H	Murray St.		8	11
												176	A	Alabama		1	18
												196	A	Alabama St.		0	10
												196	A	Alabama St.		4	6
												196	A	Alabama St.		4	9
												196	H	Alabama St.		3	8
												196	H	Alabama St.		3	12
												196	H	Alabama St.		2	10
												224	A	Jackson St.		4	16
												224	A	Jackson St.		6	11
												224	H	Jackson St.		2	13
												224	H	Jackson St.		9	6
												224	H	Jackson St.		4	9
												224	N	Jackson St.		5	4
												278	N	Grambling		1	4
												285	N	Prairie View		11	3
												292	N	Southern U.		6	5
												293	A	Mississippi Val.		11	3
						LAST 10 GAMES						224	H	Jackson St.		2	13
												196	H	Alabama St.		2	10
												196	H	Alabama St.		3	12
												196	H	Alabama St.		3	8
												295	A	Alabama A&M		12	1
												295	A	Alabama A&M		1	12

Non-Div. I Games:

Alcorn

RPI	S	Opponent	Score	
293	A	Mississippi Val.	3	5
293	A	Mississippi Val.	13	0
293	H	Mississippi Val.	3	2
293	H	Mississippi Val.	1	5
293	H	Mississippi Val.	4	3
295	A	Alabama A&M	6	8
295	A	Alabama A&M	1	12
295	A	Alabama A&M	12	1
295	H	Alabama A&M	10	13
295	H	Alabama A&M	0	7
295	H	Alabama A&M	0	4

Alcorn

A
l
c
o
r
n

A
l
c
o
r
n

Average RPI Win:	258	WON-LOST	WINNING	LAST 10	STRENGTH OF	OPP. STRENGTH	TEAM	ADJ	CONF.	ADJ CONF.	
Average RPI Loss:	155	RECORD	PCT. RANK	GAMES	SCHEDULE	OF SCHEDULE	RPI	RPI	RPI	RPI	
DIV. I ONLY	12-39-0	.23529	285	1-9-0	266	242	287	.38493	287	27	27
DIV. I NON-CONF.	9-18-0	.33333	244	0-2-0	285	290	288	.38694	288	29	29
<hr/>											
TOTALS	RPI 1-25	RPI 26-50		W-L RECORDS		RPI 51-100		RPI 101-150		RPI 150+	
12-39-0	0-0-0	0-2-0		OVERALL		1-10-0		1-9-0		10-18-0	
11-18-0	0-0-0	0-1-0		HOME		1-4-0		1-3-0		9-10-0	
1-21-0	0-0-0	0-1-0		AWAY		0-6-0		0-6-0		1-8-0	
0-0-0	0-0-0	0-0-0		NEUTRAL		0-0-0		0-0-0		0-0-0	
9-18-0	0-0-0	0-2-0		NON-CONFERENCE		0-5-0		0-4-0		9-7-0	
9-8-0	0-0-0	0-1-0		HOME		0-2-0		0-1-0		9-4-0	
0-10-0	0-0-0	0-0-		AWAY		0-3-0		0-3-0		0-3-0	
0-0-0	0-0-0	0-0-0		NEUTRAL		0-0-0		0-0-0		0-0-0	
3-21-0	0-0-0	0-0-0		CONFERENCE		1-5-0		1-5-0		1-11-0	
2-10-0	0-0-0	0-0-0		HOME		1-2-0		1-2-0		0-6-0	
1-11-0	0-0-0	0-0-0		AWAY		0-3-0		0-3-0		1-5-0	
0-0-0	0-0-0	0-0-0		NEUTRAL		0-0-0		0-0-0		0-0-0	
RPI	S	Opponent	Score	RPI	S	Opponent	Score	RPI	S	Opponent	Score
				48	A	Mercer	2 12	72	A	Ga. Southern	7 11
				48	H	Mercer	0 6	72	H	Ga. Southern	5 6
								80	A	Jacksonville	7 9
								80	H	Jacksonville	7 11
								86	A	Bethune-Cookman	5 10
								86	A	Bethune-Cookman	0 16
								86	A	Bethune-Cookman	5 9
								86	H	Bethune-Cookman	4 8
								86	H	Bethune-Cookman	8 7
								86	H	Bethune-Cookman	0 1
								92	A	Georgia	3 12
								102	A	Western Caro.	2 9
								102	A	Western Caro.	1 21
								109	A	North Florida	2 7
								109	H	North Florida	3 12
								113	A	Florida A&M	5 7
								113	A	Florida A&M	6 15
								113	A	Florida A&M	3 4
								113	H	Florida A&M	1 11
								113	H	Florida A&M	16 11
								113	H	Florida A&M	3 4
								162	A	Kennesaw St.	1 9
								197	A	N.C. A&T	1 2
								197	A	N.C. A&T	3 12
								197	A	N.C. A&T	5 11
								197	H	N.C. A&T	2 12
								197	H	N.C. A&T	10 11
								197	H	N.C. A&T	2 7
								215	A	Georgia St.	0 3
								231	A	Charleston So.	5 7
								255	A	N.C. Central	12 7
								255	A	N.C. Central	2 4
								255	A	N.C. Central	2 11
								255	H	N.C. Central	1 19
								255	H	N.C. Central	1 10
								255	H	N.C. Central	5 10
								259	H	Longwood	3 7
								259	H	Longwood	13 15
LAST 10 GAMES											
				86	A	Bethune-Cookman	5 10	197	H	N.C. A&T	10 11
				86	A	Bethune-Cookman	5 9	197	H	N.C. A&T	2 7
				86	A	Bethune-Cookman	0 16	80	H	Jacksonville	7 11
				215	A	Georgia St.	0 3	255	A	N.C. Central	2 11
				197	H	N.C. A&T	2 12	255	A	N.C. Central	12 7

Non-Div. I Games:

Savannah St.

Savannah St.

Average RPI Win: 276		WON-LOST	WINNING	LAST 10	STRENGTH OF	OPP. STRENGTH	TEAM	ADJ	CONF.	ADJ CONF.
Average RPI Loss: 220		RECORD	PCT. RANK	GAMES	SCHEDULE	OF SCHEDULE	RPI	RPI	RPI	RPI
DIV. I ONLY		12-38-0	.24 284	4-6-0	267	299	288	.38487 288	27	27
DIV. I NON-CONF.		3-19-0	.13636 288	0-4-0	144	298	286	.39336 286	29	29
TOTALS		RPI 1-25	RPI 26-50	W-L RECORDS	RPI 51-100	RPI 101-150	RPI 150+			
12-38-0	0-0-0		0-3-0	OVERALL	0-0-0	0-6-0	12-29-0			
8-9-0	0-0-0		0-0-0	HOME	0-0-0	0-0-0	8-9-0			
4-29-0	0-0-0		0-3-0	AWAY	0-0-0	0-6-0	4-19-0			
0-0-0	0-0-0		0-0-0	NEUTRAL	0-0-0	0-0-0	0-0-0			
3-19-0	0-0-0		0-3-0	NON-CONFERENCE	0-0-0	0-6-0	3-10-0			
3-2-0	0-0-0		0-0-0	HOME	0-0-0	0-0-0	3-2-0			
0-17-0	0-0-0		0-0-	AWAY	0-0-0	0-6-0	0-8-0			
0-0-0	0-0-0		0-0-0	NEUTRAL	0-0-0	0-0-0	0-0-0			
9-19-0	0-0-0		0-0-0	CONFERENCE	0-0-0	0-0-0	9-19-0			
5-7-0	0-0-0		0-0-0	HOME	0-0-0	0-0-0	5-7-0			
4-12-0	0-0-0		0-0-0	AWAY	0-0-0	0-0-0	4-12-0			
0-0-0	0-0-0		0-0-0	NEUTRAL	0-0-0	0-0-0	0-0-0			
RPI S Opponent	Score	RPI S Opponent	Score	RPI S Opponent	Score	RPI S Opponent	Score			
		48 A Mercer	2 13			118 A Duke	3 10			
		48 A Mercer	4 8			134 A Pittsburgh	1 20			
		48 A Mercer	0 15			134 A Pittsburgh	4 9			
						148 A UNCG	3 11			
						148 A UNCG	2 4			
						148 A UNCG	4 18			
						177 A George Washington	4 10			
						197 A N.C. A&T	4 11			
						197 A N.C. A&T	9 17			
						197 A N.C. A&T	5 19			
						200 A Navy	5 17			
						200 H Navy	5 13			
						203 A Georgetown	5 8			
						244 A Towson	3 4			
						244 H Towson	10 4			
						255 A N.C. Central	0 6			
						260 A Norfolk St.	2 8			
						260 A Norfolk St.	3 5			
						260 A Norfolk St.	1 11			
						260 H Norfolk St.	6 5			
						260 H Norfolk St.	3 2			
						260 H Norfolk St.	1 2			
						260 H Norfolk St.	9 11			
						260 H Norfolk St.	4 10			
						260 H Norfolk St.	1 7			
						261 H Iona	0 2			
						261 H Iona	4 3			
LAST 10 GAMES				203 A Georgetown	5 8	134 A Pittsburgh	1 20	260 H Norfolk St.	9 11	
				244 A Towson	3 4	134 A Pittsburgh	4 9	260 H Norfolk St.	4 10	
				260 H Norfolk St.	3 2	294 A Coppin St.	6 7	260 H Norfolk St.	1 7	
				260 H Norfolk St.	6 5	294 A Coppin St.	5 3	261 H Iona	0 2	
				260 H Norfolk St.	1 2	294 A Coppin St.	15 12	261 H Iona	4 3	

Non-Div. I Games:

UMES

RPI	S	Opponent	Score	
261	H	Iona	6	1
275	A	Delaware St.	2	3
275	A	Delaware St.	0	9
275	A	Delaware St.	4	7
275	H	Delaware St.	8	1
275	H	Delaware St.	0	2
275	H	Delaware St.	3	2
283	A	Lehigh	6	12
283	A	Lehigh	4	10
294	A	Coppin St.	6	7
294	A	Coppin St.	7	4
294	A	Coppin St.	15	12
294	A	Coppin St.	4	3
294	A	Coppin St.	5	3
294	A	Coppin St.	0	1
294	H	Coppin St.	6	3
294	H	Coppin St.	3	7
294	H	Coppin St.	2	4
297	A	Mt. St. Mary's	0	2
297	A	Mt. St. Mary's	1	2

UMES

Average RPI Win: 232		WON-LOST	WINNING	LAST 10	STRENGTH OF	OPP. STRENGTH	TEAM	ADJ	CONF.	ADJ CONF.		
Average RPI Loss: 186		RECORD	PCT. RANK	GAMES	SCHEDULE	OF SCHEDULE	RPI	RPI	RPI	RPI		
DIV. I ONLY		8-38-0	.17391	294	4-6-0	264	266	289	.38001	289	20	20
DIV. I NON-CONF.		7-21-0	.25	267	3-2-0	297	299	293	.37236	293	21	21
<hr/>												
TOTALS		RPI 1-25		RPI 26-50		W-L RECORDS		RPI 51-100		RPI 101-150		RPI 150+
8-38-0		0-0-0		0-0-0		OVERALL		0-6-0		1-8-0		7-24-0
4-12-0		0-0-0		0-0-0		HOME		0-6-0		0-0-0		4-6-0
3-24-0		0-0-0		0-0-0		AWAY		0-0-0		1-8-0		2-16-0
1-2-0		0-0-0		0-0-0		NEUTRAL		0-0-0		0-0-0		1-2-0
<hr/>												
7-21-0		0-0-0		0-0-0		NON-CONFERENCE		0-0-0		1-2-0		6-19-0
3-1-0		0-0-0		0-0-0		HOME		0-0-0		0-0-0		3-1-0
3-18-0		0-0-0		0-0-		AWAY		0-0-0		1-2-0		2-16-0
1-2-0		0-0-0		0-0-0		NEUTRAL		0-0-0		0-0-0		1-2-0
<hr/>												
1-17-0		0-0-0		0-0-0		CONFERENCE		0-6-0		0-6-0		1-5-0
1-11-0		0-0-0		0-0-0		HOME		0-6-0		0-0-0		1-5-0
0-6-0		0-0-0		0-0-0		AWAY		0-0-0		0-6-0		0-0-0
0-0-0		0-0-0		0-0-0		NEUTRAL		0-0-0		0-0-0		0-0-0
<hr/>												
RPI	S	Opponent	Score	RPI	S	Opponent	Score	RPI	S	Opponent	Score	
						55 H FGCU	1 20	109 A North Florida			3 6	
						55 H FGCU	5 7	109 A North Florida			8 13	
						55 H FGCU	6 10	109 A North Florida			1 16	
						80 H Jacksonville	3 5	132 A High Point			5 6	
						80 H Jacksonville	11 13	132 A High Point			4 2	
						80 H Jacksonville	3 4	132 A High Point			0 11	
								147 A Stetson			2 13	
								147 A Stetson			2 4	
								147 A Stetson			2 3	
								155 N Canisius			1 6	
								162 H Kennesaw St.			5 2	
								162 H Kennesaw St.			5 15	
								162 H Kennesaw St.			1 13	
								163 H Fairfield			13 12	
								177 A George Washington			2 8	
								177 A George Washington			1 4	
								177 A George Washington			2 6	
								205 H Lipscomb			2 11	
								205 H Lipscomb			10 15	
								205 H Lipscomb			3 8	
								226 A James Madison			2 14	
								226 A James Madison			11 5	
								226 A James Madison			6 20	
								226 A James Madison			8 9	
								246 A Rider			1 8	
								255 A N.C. Central			3 4	
								255 A N.C. Central			3 7	
<hr/>												
LAST 10 GAMES												
						162 H Kennesaw St.	5 15	296 A NYIT	3 4			
						162 H Kennesaw St.	5 2	296 A NYIT	4 0			
						162 H Kennesaw St.	1 13	163 H Fairfield	13 12			
						296 H NYIT	6 2	55 H FGCU	6 10			
						296 H NYIT	7 10	55 H FGCU	1 20			

Non-Div. I Games:

NJIT

RPI	S	Opponent	Score	
255	A	N.C. Central	1	10
282	N	Chicago St.	7	2
283	A	Lehigh	4	15
283	A	Lehigh	1	2
283	A	Lehigh	6	11
283	A	Lehigh	4	8
290	A	Fairleigh Dickinson	7	14
296	A	NYIT	4	0
296	A	NYIT	3	4
296	H	NYIT	7	10
296	H	NYIT	6	2
298	N	Fort Wayne	3	5
299	H	Saint Peter's	17	1

NJIT

[illegible]

Non-Div. I Games:

Fairleigh Dickinson

RPI	S	Opponent	Score	
275	H	Delaware St.	7	8
283	N	Lehigh	8	16
287	A	Savannah St.	9	10
287	A	Savannah St.	4	6
287	A	Savannah St.	2	3
289	H	NJIT	14	7
291	H	Lafayette	10	9
297	H	Mt. St. Mary's	15	2
297	H	Mt. St. Mary's	6	5
297	H	Mt. St. Mary's	4	1
297	H	Mt. St. Mary's	5	2
299	A	Saint Peter's	25	10
299	H	Saint Peter's	13	6

Fairleigh Dickinson

F
a
i
r
l
e
i
g
h
D
i
c
k
i
n
s
o
n

F
a
i
r
l
e
i
g
h
D
i
c
k
i
n
s
o
n

Average RPI Win: 222		WON-LOST	WINNING	LAST 10	STRENGTH OF		OPP. STRENGTH	TEAM	ADJ		CONF.	ADJ CONF.
Average RPI Loss: 208		RECORD	PCT. RANK	GAMES	SCHEDULE		OF SCHEDULE	RPI	RPI		RPI	RPI
DIV. I ONLY		8-44-0	.15385	296	5-5-0		240	285	291		28	28
DIV. I NON-CONF.		4-28-0	.125	292	2-2-0		255	293	292		30	30
TOTALS		RPI 1-25	RPI 26-50		W-L RECORDS		RPI 51-100		RPI 101-150		RPI 150+	
8-44-0		0-0-0	0-0-0		OVERALL		1-0-0		0-8-0		7-36-0	
5-11-0		0-0-0	0-0-0		HOME		0-0-0		0-1-0		5-10-0	
1-25-0		0-0-0	0-0-0		AWAY		0-0-0		0-7-0		1-18-0	
2-8-0		0-0-0	0-0-0		NEUTRAL		1-0-0		0-0-0		1-8-0	
4-28-0		0-0-0	0-0-0		NON-CONFERENCE		1-0-0		0-8-0		3-20-0	
1-3-0		0-0-0	0-0-0		HOME		0-0-0		0-1-0		1-2-0	
1-17-0		0-0-0	0-0-		AWAY		0-0-0		0-7-0		1-10-0	
2-8-0		0-0-0	0-0-0		NEUTRAL		1-0-0		0-0-0		1-8-0	
4-16-0		0-0-0	0-0-0		CONFERENCE		0-0-0		0-0-0		4-16-0	
4-8-0		0-0-0	0-0-0		HOME		0-0-0		0-0-0		4-8-0	
0-8-0		0-0-0	0-0-0		AWAY		0-0-0		0-0-0		0-8-0	
0-0-0		0-0-0	0-0-0		NEUTRAL		0-0-0		0-0-0		0-0-0	
RPI S	Opponent	Score	RPI S	Opponent	Score	RPI S	Opponent	Score	RPI S	Opponent	Score	
						97 N	Notre Dame	10 2	101 H	Rutgers	4 28	
									112 A	William & Mary	5 6	
									112 A	William & Mary	1 16	
									112 A	William & Mary	4 5	
									148 A	UNCG	7 25	
									148 A	UNCG	7 8	
									148 A	UNCG	2 14	
									148 A	UNCG	8 11	
									161 N	Saint Louis	6 24	
									187 N	Harvard	0 6	
									187 N	Harvard	1 13	
									192 A	Penn	1 4	
									192 A	Penn	3 13	
									192 A	Penn	2 3	
									192 A	Penn	1 2	
									192 H	Penn	8 9	
									200 A	Navy	6 10	
									200 A	Navy	6 9	
									200 A	Navy	1 7	
									200 A	Navy	1 4	
									203 N	Georgetown	4 10	
									203 N	Georgetown	7 14	
									203 N	Georgetown	6 13	
									209 A	Penn St.	2 9	
									213 H	Niagara	5 14	
									213 H	Niagara	8 7	
									214 A	Monmouth	4 5	
LAST 10 GAMES			LAST 10 GAMES			LAST 10 GAMES			LAST 10 GAMES			
			213 H	Niagara	5 14	219 H	Holy Cross	7 8	203 N	Georgetown	6 13	
			213 H	Niagara	8 7	219 H	Holy Cross	8 7	209 A	Penn St.	2 9	
			280 A	La Salle	13 9	209 A	Penn St.	2 9	213 H	Niagara	5 14	
			219 H	Holy Cross	10 9	283 H	Lehigh	2 12	213 H	Niagara	8 7	
			219 H	Holy Cross	10 7	283 H	Lehigh	1 5	214 A	Monmouth	4 5	

Non-Div. I Games:

Lafayette

RPI	S	Opponent	Score	
219	H	Holy Cross	8	7
219	H	Holy Cross	10	9
219	H	Holy Cross	7	8
219	H	Holy Cross	10	7
229	A	Bucknell	10	11
229	A	Bucknell	5	6
229	A	Bucknell	5	8
229	A	Bucknell	1	4
237	A	Saint Joseph's	1	11
238	H	Army West Point	9	10
238	H	Army West Point	4	5
238	H	Army West Point	10	6
238	H	Army West Point	5	10
246	A	Rider	0	2
274	A	Incarnate Word	5	6
274	N	Incarnate Word	3	4
280	A	La Salle	13	9
283	H	Lehigh	2	3
283	H	Lehigh	2	12
283	H	Lehigh	1	5
283	H	Lehigh	1	9
290	A	Fairleigh Dickinson	9	10
294	N	Coppin St.	1	3
294	N	Coppin St.	6	5

Lafayette

L
a
f
a
y
e
t
t
e

L
a
f
a
y
e
t
t
e

[illegible]

Non-Div. I Games: Loyola (LA)

2	1	LSU-Alexandria	7	1
---	---	----------------	---	---

Loyola (LA)	13	6
-------------	----	---

Southern U.

Southern U.

Average RPI Win: 263		WON-LOST	WINNING	LAST 10	STRENGTH OF		OPP. STRENGTH	TEAM	ADJ		CONF.	ADJ CONF.					
Average RPI Loss: 217		RECORD	PCT. RANK	GAMES	SCHEDULE		OF SCHEDULE	RPI	RPI		RPI	RPI					
DIV. I ONLY		7-32-0	.17949	293	1-9-0		283	296	293	.36409	293	31	31				
DIV. I NON-CONF.		1-14-0	.06667	297	0-5-0		177	277	289	.38188	289	31	31				
<hr/>																	
TOTALS		RPI 1-25		RPI 26-50		W-L RECORDS		RPI 51-100		RPI 101-150		RPI 150+					
7-32-0		0-1-0		0-0-0		OVERALL		0-1-0		0-3-0		7-27-0					
2-14-0		0-0-0		0-0-0		HOME		0-0-0		0-0-0		2-14-0					
5-18-0		0-1-0		0-0-0		AWAY		0-1-0		0-3-0		5-13-0					
0-0-0		0-0-0		0-0-0		NEUTRAL		0-0-0		0-0-0		0-0-0					
<hr/>																	
1-14-0		0-1-0		0-0-0		NON-CONFERENCE		0-1-0		0-3-0		1-9-0					
0-4-0		0-0-0		0-0-0		HOME		0-0-0		0-0-0		0-4-0					
1-10-0		0-1-0		0-0-		AWAY		0-1-0		0-3-0		1-5-0					
0-0-0		0-0-0		0-0-0		NEUTRAL		0-0-0		0-0-0		0-0-0					
<hr/>																	
6-18-0		0-0-0		0-0-0		CONFERENCE		0-0-0		0-0-0		6-18-0					
2-10-0		0-0-0		0-0-0		HOME		0-0-0		0-0-0		2-10-0					
4-8-0		0-0-0		0-0-0		AWAY		0-0-0		0-0-0		4-8-0					
0-0-0		0-0-0		0-0-0		NEUTRAL		0-0-0		0-0-0		0-0-0					
<hr/>																	
RPI	S	Opponent		Score		RPI	S	Opponent		Score		RPI	S	Opponent		Score	
24	A	Mississippi St.		0	5							94	A	Memphis		4	13
												133	A	Central Ark.		2	9
												140	A	Nicholls St.		3	4
												145	A	SFA		2	8
												186	A	Arkansas St.		10	9
												196	A	Alabama St.		5	10
												196	A	Alabama St.		7	2
												196	A	Alabama St.		3	12
												196	H	Alabama St.		5	7
												196	H	Alabama St.		6	7
												196	H	Alabama St.		2	14
												205	A	Lipscomb		3	9
												205	A	Lipscomb		3	9
												205	A	Lipscomb		1	11
												224	A	Jackson St.		2	9
												224	A	Jackson St.		6	13
												224	A	Jackson St.		8	9
												224	H	Jackson St.		0	6
												224	H	Jackson St.		2	3
												224	H	Jackson St.		3	5
												225	A	Northwestern St.		1	11
												225	A	Northwestern St.		0	14
												249	H	North Dakota St.		3	9
												249	H	North Dakota St.		4	10
												249	H	North Dakota St.		6	9
						249	H	North Dakota St.		4	7						
						286	A	Alcorn		5	1						
						286	A	Alcorn		3	4						
LAST 10 GAMES																	
205	A	Lipscomb		3	9	196	A	Alabama St.		3	12	249	H	North Dakota St.		4	10
205	A	Lipscomb		3	9	225	A	Northwestern St.		0	14	249	H	North Dakota St.		6	9
205	A	Lipscomb		1	11	225	A	Northwestern St.		1	11	249	H	North Dakota St.		4	7
196	A	Alabama St.		7	2	295	H	Alabama A&M		1	3	286	A	Alcorn		5	1
196	A	Alabama St.		5	10	295	H	Alabama A&M		0	1	286	A	Alcorn		3	4

Non-Div. I Games:

Delta St.

1

8

Delta St.

4

15

Mississippi Val.

RPI	S	Opponent	Score	
286	A	Alcorn	2	3
286	H	Alcorn	0	13
286	H	Alcorn	3	11
286	H	Alcorn	5	3
295	A	Alabama A&M	4	3
295	A	Alabama A&M	6	4
295	A	Alabama A&M	6	9
295	H	Alabama A&M	0	1
295	H	Alabama A&M	5	3
295	H	Alabama A&M	1	3

Mississippi Val.

M
i
s
s
i
s
s
i
p
p
i
V
a
l
.

M
i
s
s
i
s
s
i
p
p
i
V
a
l
.

[illegible]

Non-Div. I Games:

Coppin St.

RPI	S	Opponent	Score	
275	H	Delaware St.	8	3
283	H	Lehigh	9	18
288	A	UMES	4	2
288	A	UMES	3	6
288	A	UMES	7	3
288	H	UMES	12	15
288	H	UMES	1	0
288	H	UMES	4	7
288	H	UMES	3	5
288	H	UMES	3	4
288	H	UMES	7	6
291	N	Lafayette	3	1
291	N	Lafayette	5	6
297	A	Mt. St. Mary's	3	7
297	H	Mt. St. Mary's	9	6

Coppin St.

C
o
p
p
i
n
s
t
.

C
o
p
p
i
n
s
t
.

Average RPI Win: 282		WON-LOST	WINNING	LAST 10	STRENGTH OF		OPP. STRENGTH	TEAM	ADJ		CONF.	ADJ CONF.
Average RPI Loss: 212		RECORD	PCT. RANK	GAMES	SCHEDULE		OF SCHEDULE	RPI	RPI		RPI	RPI
DIV. I ONLY		12-41-0	.22642	288	2-8-0		295	293	294		31	31
DIV. I NON-CONF.		3-23-0	.11538	293	0-4-0		293	288	298		31	31
TOTALS		RPI 1-25	RPI 26-50		W-L RECORDS		RPI 51-100		RPI 101-150		RPI 150+	
12-41-0		0-0-0	0-1-0		OVERALL		0-2-0		0-4-0		12-34-0	
5-16-0		0-0-0	0-0-0		HOME		0-1-0		0-1-0		5-14-0	
7-24-0		0-0-0	0-1-0		AWAY		0-1-0		0-3-0		7-19-0	
0-1-0		0-0-0	0-0-0		NEUTRAL		0-0-0		0-0-0		0-1-0	
3-23-0		0-0-0	0-1-0		NON-CONFERENCE		0-2-0		0-4-0		3-16-0	
2-5-0		0-0-0	0-0-0		HOME		0-1-0		0-1-0		2-3-0	
1-18-0		0-0-0	0-0-		AWAY		0-1-0		0-3-0		1-13-0	
0-0-0		0-0-0	0-0-0		NEUTRAL		0-0-0		0-0-0		0-0-0	
9-18-0		0-0-0	0-0-0		CONFERENCE		0-0-0		0-0-0		9-18-0	
3-11-0		0-0-0	0-0-0		HOME		0-0-0		0-0-0		3-11-0	
6-6-0		0-0-0	0-0-0		AWAY		0-0-0		0-0-0		6-6-0	
0-1-0		0-0-0	0-0-0		NEUTRAL		0-0-0		0-0-0		0-1-0	
RPI S	Opponent	Score	RPI S	Opponent	Score	RPI S	Opponent	Score	RPI S	Opponent	Score	
			38 A	South Ala.	1 11	95 A	Tennessee Tech	3 17	120 A	Samford	3 11	
						95 H	Tennessee Tech	4 10	120 H	Samford	1 31	
									125 A	Morehead St.	6 13	
									125 A	Morehead St.	2 12	
									158 A	Belmont	7 10	
									172 A	UAB	2 8	
									172 A	UAB	1 7	
									183 A	Texas St.	0 10	
									183 A	Texas St.	3 8	
									183 A	Texas St.	2 7	
									196 A	Alabama St.	4 5	
									196 A	Alabama St.	2 14	
									196 A	Alabama St.	5 2	
									196 H	Alabama St.	3 5	
									196 H	Alabama St.	2 11	
									196 N	Alabama St.	2 9	
									205 A	Lipscomb	4 9	
									219 A	UT Martin	2 12	
									219 H	UT Martin	0 6	
									224 A	Jackson St.	2 6	
									224 A	Jackson St.	3 10	
									224 A	Jackson St.	5 7	
									224 H	Jackson St.	2 14	
									224 H	Jackson St.	3 9	
									224 H	Jackson St.	3 6	
									232 A	Eastern Ky.	0 19	
									232 A	Eastern Ky.	6 16	
Non-Div. I Games:			North Ala.		1 12	North Ala.		6 10				

Alabama A&M

RPI	S	Opponent	Score	
284	H	Ark.-Pine Bluff	4	5
284	H	Ark.-Pine Bluff	5	9
284	H	Ark.-Pine Bluff	1	4
286	A	Alcorn	4	0
286	A	Alcorn	13	10
286	A	Alcorn	7	0
286	H	Alcorn	12	1
286	H	Alcorn	1	12
286	H	Alcorn	8	6
287	A	Savannah St.	0	10
287	A	Savannah St.	1	17
287	A	Savannah St.	4	3
287	A	Savannah St.	4	6
293	A	Mississippi Val.	3	5
293	A	Mississippi Val.	1	0
293	A	Mississippi Val.	3	1
293	H	Mississippi Val.	3	4
293	H	Mississippi Val.	4	6
293	H	Mississippi Val.	9	6
298	H	Fort Wayne	1	15
298	H	Fort Wayne	6	10
298	H	Fort Wayne	8	6
298	H	Fort Wayne	5	3

Alabama A&M

A
l
a
b
a
m
a
A
&
M

A
l
a
b
a
m
a
A
&
M

NYIT

Average RPI Win: 260		WON-LOST RECORD	WINNING PCT. RANK	LAST 10 GAMES	STRENGTH OF SCHEDULE	OPP. STRENGTH OF SCHEDULE	TEAM RPI	ADJ RPI		CONF. RPI	ADJ CONF. RPI	
Average RPI Loss: 213												
DIV. I ONLY		5-36-1	.13095 298	2-8-0	275	283	296	.35619	296	32	32	
DIV. I NON-CONF.		5-36-1	.13095 290	2-8-0	275	297	295	.35619	295	32	32	
<hr/>												
TOTALS		RPI 1-25		RPI 26-50		W-L RECORDS		RPI 51-100		RPI 101-150		RPI 150+
5-36-1		0-0-0		0-1-0		OVERALL		0-0-0		0-0-0		5-35-1
4-12-1		0-0-0		0-0-0		HOME		0-0-0		0-0-0		4-12-1
1-24-0		0-0-0		0-1-0		AWAY		0-0-0		0-0-0		1-23-0
0-0-0		0-0-0		0-0-0		NEUTRAL		0-0-0		0-0-0		0-0-0
<hr/>												
5-36-1		0-0-0		0-1-0		NON-CONFERENCE		0-0-0		0-0-0		5-35-1
4-12-1		0-0-0		0-0-0		HOME		0-0-0		0-0-0		4-12-1
1-24-0		0-0-0		0-0-		AWAY		0-0-0		0-0-0		1-23-0
0-0-0		0-0-0		0-0-0		NEUTRAL		0-0-0		0-0-0		0-0-0
<hr/>												
0-0-0		0-0-0		0-0-0		CONFERENCE		0-0-0		0-0-0		0-0-0
0-0-0		0-0-0		0-0-0		HOME		0-0-0		0-0-0		0-0-0
0-0-0		0-0-0		0-0-0		AWAY		0-0-0		0-0-0		0-0-0
0-0-0		0-0-0		0-0-0		NEUTRAL		0-0-0		0-0-0		0-0-0
<hr/>												
RPI	S	Opponent	Score	RPI	S	Opponent	Score	RPI	S	Opponent	Score	
				29	A	St. John's (NY)	8 13					
								163	H	Fairfield	2 8	
								174	A	Stony Brook	2 7	
								174	H	Stony Brook	8 11	
								178	A	Northeastern	3 12	
								178	A	Northeastern	3 8	
								178	A	Northeastern	7 16	
								178	A	Northeastern	0 11	
								182	H	Albany (NY)	3 0	
								182	H	Albany (NY)	1 8	
								186	A	Arkansas St.	5 13	
								186	A	Arkansas St.	2 5	
								186	A	Arkansas St.	5 11	
								186	A	Arkansas St.	0 6	
								200	A	Navy	0 12	
								200	A	Navy	5 10	
								200	A	Navy	2 10	
								200	A	Navy	3 15	
								203	A	Georgetown	0 9	
								203	A	Georgetown	3 13	
								203	A	Georgetown	4 6	
								214	A	Monmouth	4 10	
								214	A	Monmouth	1 7	
								235	A	LIU Brooklyn	5 9	
								238	A	Army West Point	3 8	
								243	H	Siena	0 6	
								243	H	Siena	5 5	
								243	H	Siena	3 5	
LAST 10 GAMES												
				289	A	NJIT	2 6	214	A	Monmouth	1 7	
				289	A	NJIT	10 7	214	A	Monmouth	4 10	
				289	H	NJIT	4 3	235	A	LIU Brooklyn	5 9	
				289	H	NJIT	0 4	178	A	Northeastern	7 16	
				174	H	Stony Brook	8 11	178	A	Northeastern	3 8	

Non-Div. I Games:

NYIT

RPI	S	Opponent	Score	
257	H	Sacred Heart	2	6
257	H	Sacred Heart	0	6
257	H	Sacred Heart	4	3
261	A	Iona	4	13
261	H	Iona	1	9
266	A	Hofstra	3	14
266	H	Hofstra	5	6
270	H	Wagner	0	4
270	H	Wagner	0	5
283	H	Lehigh	6	4
289	A	NJIT	2	6
289	A	NJIT	10	7
289	H	NJIT	0	4
289	H	NJIT	4	3

NYIT

N
Y
I
T

N
Y
I
T

Average RPI Win: 262		WON-LOST RECORD		WINNING PCT. RANK		LAST 10 GAMES		STRENGTH OF SCHEDULE		OPP. STRENGTH OF SCHEDULE		TEAM RPI		ADJ RPI		CONF. RPI		ADJ CONF. RPI	
DIV. I ONLY		7-36-0		.16279 295		2-8-0		284		288		297		.35605 297		29		29	
DIV. I NON-CONF.		3-16-0		.15789 285		1-0-0		291		294		297		.35259 297		27		27	
TOTALS		RPI 1-25		RPI 26-50		W-L RECORDS		RPI 51-100		RPI 101-150		RPI 150+							
7-36-0		0-0-0		0-0-0		OVERALL		0-0-0		0-9-0		7-27-0							
6-9-0		0-0-0		0-0-0		HOME		0-0-0		0-0-0		6-9-0							
1-27-0		0-0-0		0-0-0		AWAY		0-0-0		0-9-0		1-18-0							
0-0-0		0-0-0		0-0-0		NEUTRAL		0-0-0		0-0-0		0-0-0							
3-16-0		0-0-0		0-0-0		NON-CONFERENCE		0-0-0		0-5-0		3-11-0							
3-2-0		0-0-0		0-0-0		HOME		0-0-0		0-0-0		3-2-0							
0-14-0		0-0-0		0-0-		AWAY		0-0-0		0-5-0		0-9-0							
0-0-0		0-0-0		0-0-0		NEUTRAL		0-0-0		0-0-0		0-0-0							
4-20-0		0-0-0		0-0-0		CONFERENCE		0-0-0		0-4-0		4-16-0							
3-7-0		0-0-0		0-0-0		HOME		0-0-0		0-0-0		3-7-0							
1-13-0		0-0-0		0-0-0		AWAY		0-0-0		0-4-0		1-9-0							
0-0-0		0-0-0		0-0-0		NEUTRAL		0-0-0		0-0-0		0-0-0							
RPI	S	Opponent		Score	RPI	S	Opponent		Score	RPI	S	Opponent		Score					
										110	A	New Mexico St.	2	13					
										110	A	New Mexico St.	3	6					
										110	A	New Mexico St.	4	25					
										110	A	New Mexico St.	1	29					
										118	A	Duke	3	10					
										144	A	Bryant	1	11					
										144	A	Bryant	2	6					
										144	A	Bryant	0	11					
										144	A	Bryant	1	12					
										156	A	Central Conn. St.	0	4					
										156	A	Central Conn. St.	0	2					
										156	A	Central Conn. St.	1	9					
										156	H	Central Conn. St.	2	7					
										156	H	Central Conn. St.	5	7					
										156	H	Central Conn. St.	3	11					
										166	A	UMBC	1	14					
										166	A	UMBC	7	19					
										184	H	George Mason	4	19					
										197	A	N.C. A&T	1	3					
										197	A	N.C. A&T	2	4					
										197	A	N.C. A&T	7	14					
										203	H	Georgetown	2	13					
										235	A	LIU Brooklyn	8	12					
										235	A	LIU Brooklyn	10	12					
										235	A	LIU Brooklyn	11	8					
										235	H	LIU Brooklyn	18	8					
										235	H	LIU Brooklyn	8	7					
LAST 10 GAMES										203	H	Georgetown	2	13					
				144	A	Bryant	2	6		257	H	Sacred Heart	4	7					
				144	A	Bryant	1	11		257	H	Sacred Heart	7	0					
				144	A	Bryant	0	11		257	H	Sacred Heart	4	17					
				144	A	Bryant	1	12		257	H	Sacred Heart	7	19					
				294	H	Coppin St.	7	3		235	A	LIU Brooklyn	8	12					

Non-Div. I Games:

Mt. St. Mary's

RPI	S	Opponent	Score	
235	H	LIU Brooklyn	11	15
257	H	Sacred Heart	4	17
257	H	Sacred Heart	4	7
257	H	Sacred Heart	7	19
257	H	Sacred Heart	7	0
287	A	Savannah St.	5	6
287	A	Savannah St.	1	9
287	A	Savannah St.	8	9
288	H	UMES	2	1
288	H	UMES	2	0
290	A	Fairleigh Dickinson	5	6
290	A	Fairleigh Dickinson	1	4
290	A	Fairleigh Dickinson	2	5
290	A	Fairleigh Dickinson	2	15
294	A	Coppin St.	6	9
294	H	Coppin St.	7	3

Mt. St. Mary's

M
t
.
S
t
.
M
a
r
y
'
s

M
t
.
S
t
.
M
a
r
y
'
s

Average RPI Win: 283		WON-LOST	WINNING	LAST 10	STRENGTH OF	OPP. STRENGTH	TEAM	ADJ	CONF.	ADJ CONF.							
Average RPI Loss: 204		RECORD	PCT. RANK	GAMES	SCHEDULE	OF SCHEDULE	RPI	RPI	RPI	RPI							
DIV. I ONLY		6-39-0	.13333	297	1-9-0	287	287	298	.35112	298	30	30					
DIV. I NON-CONF.		3-15-0	.16667	283	0-1-0	282	295	291	.37805	291	28	28					
<hr/>																	
TOTALS		RPI 1-25		RPI 26-50		W-L RECORDS		RPI 51-100		RPI 101-150		RPI 150+					
6-39-0		0-1-0		0-0-0		OVERALL		0-6-0		0-4-0		6-28-0					
1-12-0		0-0-0		0-0-0		HOME		0-3-0		0-1-0		1-8-0					
4-24-0		0-1-0		0-0-0		AWAY		0-3-0		0-3-0		4-17-0					
1-3-0		0-0-0		0-0-0		NEUTRAL		0-0-0		0-0-0		1-3-0					
3-15-0		0-1-0		0-0-0		NON-CONFERENCE		0-0-0		0-4-0		3-10-0					
0-1-0		0-0-0		0-0-0		HOME		0-0-0		0-1-0		0-0-0					
2-11-0		0-1-0		0-0-		AWAY		0-0-0		0-3-0		2-7-0					
1-3-0		0-0-0		0-0-0		NEUTRAL		0-0-0		0-0-0		1-3-0					
3-24-0		0-0-0		0-0-0		CONFERENCE		0-6-0		0-0-0		3-18-0					
1-11-0		0-0-0		0-0-0		HOME		0-3-0		0-0-0		1-8-0					
2-13-0		0-0-0		0-0-0		AWAY		0-3-0		0-0-0		2-10-0					
0-0-0		0-0-0		0-0-0		NEUTRAL		0-0-0		0-0-0		0-0-0					
RPI	S	Opponent		Score		RPI	S	Opponent		Score		RPI	S	Opponent		Score	
3	A	Louisville		2 12													
						93	A	Oral Roberts		0 10		124	A	Purdue		0 18	
						93	A	Oral Roberts		1 15		137	A	Butler		3 13	
						93	A	Oral Roberts		2 11		137	A	Butler		0 2	
						93	H	Oral Roberts		1 15		137	H	Butler		3 10	
						93	H	Oral Roberts		1 3		154	A	Ball St.		0 3	
						93	H	Oral Roberts		2 14		155	N	Canisius		4 8	
												155	N	Canisius		6 13	
												207	A	Little Rock		1 5	
												207	A	Little Rock		5 9	
												207	A	Little Rock		2 3	
												207	A	Little Rock		2 17	
												248	A	South Dakota St.		6 10	
												248	A	South Dakota St.		2 12	
												248	A	South Dakota St.		0 1	
												248	H	South Dakota St.		5 10	
												248	H	South Dakota St.		2 11	
												248	H	South Dakota St.		3 12	
												249	A	North Dakota St.		4 6	
												249	A	North Dakota St.		2 12	
												249	A	North Dakota St.		1 2	
												269	A	Western Ill.		5 1	
												269	A	Western Ill.		5 6	
												269	A	Western Ill.		1 4	
												269	H	Western Ill.		2 0	
												269	H	Western Ill.		5 15	
												269	H	Western Ill.		4 7	
												279	A	Omaha		14 7	
LAST 10 GAMES						LAST 10 GAMES						LAST 10 GAMES					
						248	H	South Dakota St.		5 10		279	A	Omaha		0 19	
						248	H	South Dakota St.		2 11		279	A	Omaha		6 7	
						248	H	South Dakota St.		3 12		93	A	Oral Roberts		2 11	
						154	A	Ball St.		0 3		93	A	Oral Roberts		0 10	
						279	A	Omaha		14 7		93	A	Oral Roberts		1 15	
Non-Div. I Games:		Goshen		6	4	Cleary		12	1	Ind.-South Bend		10	11	Fort Wayne			

RPI	S	Opponent	Score	
279	A	Omaha	0	19
279	A	Omaha	6	7
279	H	Omaha	8	9
279	H	Omaha	1	4
279	H	Omaha	1	14
282	N	Chicago St.	5	7
289	N	NJIT	5	3
295	A	Alabama A&M	10	6
295	A	Alabama A&M	15	1
295	A	Alabama A&M	3	5
295	A	Alabama A&M	6	8

Fort Wayne

F
o
r
t
W
a
y
n
e

F
o
r
t
W
a
y
n
e

Average RPI Win:		0	WON-LOST		WINNING		LAST 10		STRENGTH OF		OPP. STRENGTH		TEAM		ADJ		CONF.		ADJ CONF.					
Average RPI Loss:		203	RECORD		PCT. RANK		GAMES		SCHEDULE		OF SCHEDULE		RPI		RPI		RPI		RPI					
DIV. I ONLY			0-35-0		0		299		0-10-0		243		283		299		.33757		299		26		26	
DIV. I NON-CONF.			0-14-0		0		299		0-2-0		239		292		299		.34419		298		25		25	
TOTALS		RPI 1-25		RPI 26-50		W-L RECORDS		RPI 51-100		RPI 101-150		RPI 150+												
0-35-0		0-0-0		0-4-0		OVERALL		0-1-0		0-3-0		0-27-0												
0-15-0		0-0-0		0-0-0		HOME		0-0-0		0-3-0		0-12-0												
0-19-0		0-0-0		0-3-0		AWAY		0-1-0		0-0-0		0-15-0												
0-1-0		0-0-0		0-1-0		NEUTRAL		0-0-0		0-0-0		0-0-0												
0-14-0		0-0-0		0-4-0		NON-CONFERENCE		0-1-0		0-0-0		0-9-0												
0-4-0		0-0-0		0-0-0		HOME		0-0-0		0-0-0		0-4-0												
0-9-0		0-0-0		0-0-		AWAY		0-1-0		0-0-0		0-5-0												
0-1-0		0-0-0		0-1-0		NEUTRAL		0-0-0		0-0-0		0-0-0												
0-21-0		0-0-0		0-0-0		CONFERENCE		0-0-0		0-3-0		0-18-0												
0-11-0		0-0-0		0-0-0		HOME		0-0-0		0-3-0		0-8-0												
0-10-0		0-0-0		0-0-0		AWAY		0-0-0		0-0-0		0-10-0												
0-0-0		0-0-0		0-0-0		NEUTRAL		0-0-0		0-0-0		0-0-0												
RPI	S	Opponent		Score		RPI	S	Opponent		Score		RPI	S	Opponent		Score								
29	N	St. John's (NY)		9	12	76	A	Seton Hall		0	11	130	H	Marist		2	6							
47	A	Louisiana		0	4							130	H	Marist		6	17							
47	A	Louisiana		0	10							130	H	Marist		6	27							
47	A	Louisiana		1	6							163	A	Fairfield		4	6							
												163	A	Fairfield		1	7							
												163	A	Fairfield		2	3							
												213	A	Niagara		1	8							
												213	A	Niagara		0	7							
												213	A	Niagara		2	3							
												218	A	Fordham		2	5							
												218	A	Fordham		5	7							
												235	H	LIU Brooklyn		10	12							
												239	A	Quinnipiac		1	13							
												239	A	Quinnipiac		0	7							
												239	A	Quinnipiac		1	5							
												243	H	Siena		4	12							
												243	H	Siena		2	17							
												243	H	Siena		7	8							
												246	H	Rider		0	7							
												246	H	Rider		4	28							
												246	H	Rider		1	15							
												261	A	Iona		3	8							
												261	H	Iona		1	16							
												261	H	Iona		5	15							
												270	H	Wagner		2	9							
												283	A	Lehigh		3	10							
												283	H	Lehigh		5	15							
												283	H	Lehigh		5	15							
												283	H	Lehigh		5	15							
												283	H	Lehigh		5	15							
												283	H	Lehigh		5	15							
												283	H	Lehigh		5	15							
												283	H	Lehigh		5	15							
												283	H	Lehigh		5	15							
												283	H	Lehigh		5	15							
												283	H	Lehigh		5	15							
												283	H	Lehigh		5	15							
												283	H	Lehigh		5	15							
												283	H	Lehigh		5	15							
												283	H	Lehigh		5	15							
												283	H	Lehigh		5	15							
												283	H	Lehigh		5	15							
												283	H	Lehigh		5	15							
												283	H	Lehigh		5	15							
												283	H	Lehigh		5	15							
												283	H	Lehigh		5	15							
												283	H	Lehigh		5	15							
												283	H	Lehigh		5	15							
												283	H	Lehigh		5	15							
												283	H	Lehigh		5	15							
												283	H	Lehigh		5	15							
												283	H	Lehigh		5	15							
												283	H	Lehigh		5	15							
												283	H	Lehigh		5	15							
												283	H	Lehigh		5	15							
												283	H	Lehigh		5	15							
												283	H	Lehigh		5	15							
												283	H	Lehigh		5	15							

Non-Div. I Games:

Saint Peter's

RPI	S	Opponent	Score	
289	A	NJIT	1	17
290	A	Fairleigh Dickinson	6	13
290	H	Fairleigh Dickinson	10	25

Saint Peter's

S
a
i
n
t
P
e
t
e
r
'
s

S
a
i
n
t
P
e
t
e
r
'
s