

Average RPI Win:	92	WON-LOST	WINNING	LAST 10	STRENGTH OF	OPP. STRENGTH	TEAM	ADJ	CONF.	ADJ CONF.		
Average RPI Loss:	69	RECORD	PCT. RANK	GAMES	SCHEDULE	OF SCHEDULE	RPI	RPI	RPI	RPI		
DIV. I ONLY		45-6-0	.88235	1	10-0-0	25	13	1	.63958	1	2	2
DIV. I NON-CONF.		21-4-0	.84	12	2-0-0	19	116	5	.61444	5	2	2
<hr/>												
TOTALS	RPI 1-25	RPI 26-50		W-L RECORDS		RPI 51-100		RPI 101-150		RPI 150+		
45-6-0	13-2-0	6-0-0		OVERALL		8-2-0		10-2-0		8-0-0		
28-3-0	5-1-0	0-0-0		HOME		7-1-0		8-1-0		8-0-0		
17-3-0	8-1-0	6-0-0		AWAY		1-1-0		2-1-0		0-0-0		
0-0-0	0-0-0	0-0-0		NEUTRAL		0-0-0		0-0-0		0-0-0		
21-4-0	3-1-0	0-0-0		NON-CONFERENCE		5-2-0		5-1-0		8-0-0		
17-2-0	0-0-0	0-0-0		HOME		4-1-0		5-1-0		8-0-0		
4-2-0	3-1-0	0-0-		AWAY		1-1-0		0-0-0		0-0-0		
0-0-0	0-0-0	0-0-0		NEUTRAL		0-0-0		0-0-0		0-0-0		
24-2-0	10-1-0	6-0-0		CONFERENCE		3-0-0		5-1-0		0-0-0		
11-1-0	5-1-0	0-0-0		HOME		3-0-0		3-0-0		0-0-0		
13-1-0	5-0-0	6-0-0		AWAY		0-0-0		2-1-0		0-0-0		
0-0-0	0-0-0	0-0-0		NEUTRAL		0-0-0		0-0-0		0-0-0		
RPI S	Opponent	Score	RPI S	Opponent	Score	RPI S	Opponent	Score	RPI S	Opponent	Score	
8 A	Oregon	4 1	28 A	Auburn	5 2	54 A	Middle Tenn.	1 4	103 H	Tennessee Tech	9 10	
8 A	Oregon	4 2	28 A	Auburn	8 1	54 H	Middle Tenn.	12 3	113 H	Presbyterian	5 2	
8 A	Oregon	5 7	28 A	Auburn	8 6	75 H	Central Ark.	10 2	133 A	Georgia	15 4	
10 H	Mississippi St.	8 3	31 A	Kentucky	5 3	91 A	Belmont	9 3	133 A	Georgia	5 1	
10 H	Mississippi St.	5 2	31 A	Kentucky	11 3	94 H	Long Beach St.	12 2	133 A	Georgia	1 3	
10 H	Mississippi St.	3 1	31 A	Kentucky	10 5	94 H	Long Beach St.	10 4	137 H	Arkansas St.	7 3	
11 A	South Carolina	3 2				94 H	Long Beach St.	9 13	139 H	Monmouth	13 1	
11 A	South Carolina	5 2				98 H	Tennessee	4 3	139 H	Monmouth	5 1	
19 A	Ole Miss	7 6				98 H	Tennessee	8 3	139 H	Monmouth	11 1	
19 A	Ole Miss	2 1				98 H	Tennessee	12 8	146 H	Missouri	16 4	
19 A	Ole Miss	3 1							146 H	Missouri	12 1	
21 A	Louisville	10 2							146 H	Missouri	11 5	
23 H	Florida	5 4							157 H	Buffalo	4 2	
23 H	Florida	6 1							168 H	Eastern Ill.	8 3	
23 H	Florida	1 7							187 H	Evansville	13 0	
									203 H	Lipscomb	4 1	
									230 H	Ill.-Chicago	9 0	
									230 H	Ill.-Chicago	3 1	
									230 H	Ill.-Chicago	5 3	
									287 H	UT Martin	10 3	
			LAST 10 GAMES									
			31 A	Kentucky	10 5	11 A	South Carolina	3 2				
			31 A	Kentucky	11 3	10 H	Mississippi St.	8 3				
			31 A	Kentucky	5 3	10 H	Mississippi St.	5 2				
			113 H	Presbyterian	5 2	10 H	Mississippi St.	3 1				
			11 A	South Carolina	5 2	21 A	Louisville	10 2				

Non-Div. I Games:

Vanderbilt



Average RPI Win:		86	WON-LOST RECORD		WINNING PCT. RANK	LAST 10 GAMES		STRENGTH OF SCHEDULE		OPP. STRENGTH OF SCHEDULE	TEAM RPI	ADJ RPI	CONF. RPI	ADJ CONF. RPI			
Average RPI Loss:		17															
DIV. I ONLY			45-6-0		.88235	1	6-4-0		30	5	2	.63793	2	1	1		
DIV. I NON-CONF.			25-1-0		.96154	1	4-1-0		69	50	1	.63271	1	1	1		
TOTALS		RPI 1-25		RPI 26-50		W-L RECORDS		RPI 51-100		RPI 101-150		RPI 150+					
45-6-0		10-6-0		12-0-0		OVERALL		7-0-0		4-0-0		12-0-0					
32-3-0		4-3-0		7-0-0		HOME		6-0-0		3-0-0		12-0-0					
10-3-0		6-3-0		3-0-0		AWAY		1-0-0		0-0-0		0-0-0					
3-0-0		0-0-0		2-0-0		NEUTRAL		0-0-0		1-0-0		0-0-0					
25-1-0		1-1-0		6-0-0		NON-CONFERENCE		4-0-0		4-0-0		10-0-0					
20-1-0		0-1-0		4-0-0		HOME		3-0-0		3-0-0		10-0-0					
2-0-0		1-0-0		0-0-		AWAY		1-0-0		0-0-0		0-0-0					
3-0-0		0-0-0		2-0-0		NEUTRAL		0-0-0		1-0-0		0-0-0					
20-5-0		9-5-0		6-0-0		CONFERENCE		3-0-0		0-0-0		2-0-0					
12-2-0		4-2-0		3-0-0		HOME		3-0-0		0-0-0		2-0-0					
8-3-0		5-3-0		3-0-0		AWAY		0-0-0		0-0-0		0-0-0					
0-0-0		0-0-0		0-0-0		NEUTRAL		0-0-0		0-0-0		0-0-0					
RPI	S	Opponent		Score		RPI	S	Opponent		Score		RPI	S	Opponent		Score	
7	A	North Carolina St.		3	7	26	H	Maryland		8	4	67	H	Duke		4	1
7	A	North Carolina St.		7	1	26	H	Maryland		5	3	67	H	Duke		10	1
12	H	Clemson		10	3	26	H	Maryland		12	4	67	H	Duke		7	1
12	H	Clemson		6	2	34	H	Seton Hall		1	0	76	H	Liberty		7	5
12	H	Clemson		4	5	34	H	Seton Hall		17	2	78	H	Citadel		13	0
13	A	Virginia Tech		3	0	35	A	Wake Forest		4	0	84	A	Elon		15	3
13	A	Virginia Tech		9	8	35	A	Wake Forest		6	2	84	H	Elon		14	5
13	A	Virginia Tech		21	8	35	A	Wake Forest		20	6						
18	A	Georgia Tech		3	1	41	H	Coastal Caro.		7	1						
18	A	Georgia Tech		8	9	41	H	Coastal Caro.		5	1						
18	A	Georgia Tech		4	5	46	N	Rice		2	1						
20	H	Miami (FL)		14	2	49	N	Texas A&M		14	2						
20	H	Miami (FL)		1	4												
20	H	Miami (FL)		4	1												
25	A	UNC Wilmington		10	0												
25	H	UNC Wilmington		8	9												
LAST 10 GAMES																	
18	A	Georgia Tech		8	9	78	H	Citadel		13	0						
18	A	Georgia Tech		3	1	7	A	North Carolina St.		3	7						
18	A	Georgia Tech		4	5	7	A	North Carolina St.		7	1						
158	H	James Madison		6	1	132	H	Charlotte		10	2						
158	H	James Madison		9	5	25	H	UNC Wilmington		8	9						

Non-Div. I Games:

North Carolina



Average RPI Win: 104		WON-LOST	WINNING	LAST 10	STRENGTH OF		OPP. STRENGTH	TEAM	ADJ	CONF.	ADJ CONF.
Average RPI Loss: 31		RECORD	PCT. RANK	GAMES	SCHEDULE		OF SCHEDULE	RPI	RPI	RPI	RPI
DIV. I ONLY		42-8-0	.84	4	8-2-0		31	9	3	.62546	3
DIV. I NON-CONF.		22-1-0	.95652	4	3-0-0		245	137	17	.58471	17
TOTALS		RPI 1-25	RPI 26-50		W-L RECORDS		RPI 51-100		RPI 101-150		RPI 150+
42-8-0		12-6-0	6-1-0		OVERALL		7-0-0		3-1-0		14-0-0
31-3-0		8-1-0	3-1-0		HOME		4-0-0		2-1-0		14-0-0
11-5-0		4-5-0	3-0-0		AWAY		3-0-0		1-0-0		0-0-0
0-0-0		0-0-0	0-0-0		NEUTRAL		0-0-0		0-0-0		0-0-0
22-1-0		0-0-0	1-0-0		NON-CONFERENCE		4-0-0		3-1-0		14-0-0
18-1-0		0-0-0	1-0-0		HOME		1-0-0		2-1-0		14-0-0
4-0-0		0-0-0	0-0-		AWAY		3-0-0		1-0-0		0-0-0
0-0-0		0-0-0	0-0-0		NEUTRAL		0-0-0		0-0-0		0-0-0
20-7-0		12-6-0	5-1-0		CONFERENCE		3-0-0		0-0-0		0-0-0
13-2-0		8-1-0	2-1-0		HOME		3-0-0		0-0-0		0-0-0
7-5-0		4-5-0	3-0-0		AWAY		0-0-0		0-0-0		0-0-0
0-0-0		0-0-0	0-0-0		NEUTRAL		0-0-0		0-0-0		0-0-0
RPI S	Opponent	Score	RPI S	Opponent	Score	RPI S	Opponent	Score	RPI S	Opponent	Score
5 H	Florida St.	2 0	26 H	Maryland	2 4	67 H	Duke	17 8	111 H	Old Dominion	10 9
5 H	Florida St.	5 2	26 H	Maryland	7 6	67 H	Duke	14 6	117 H	Towson	7 1
5 H	Florida St.	9 2	26 H	Maryland	5 0	67 H	Duke	6 5	130 H	Radford	8 9
7 H	North Carolina St.	8 2	35 A	Wake Forest	9 7	74 A	East Carolina	14 4	143 A	VCU	11 3
7 H	North Carolina St.	4 3	35 A	Wake Forest	8 6	74 A	East Carolina	13 9	153 H	Richmond	6 2
7 H	North Carolina St.	6 3	35 A	Wake Forest	7 6	76 A	Liberty	2 0	158 H	James Madison	16 8
12 A	Clemson	6 7	40 H	William & Mary	11 2	76 H	Liberty	7 2	180 H	VMI	8 6
12 A	Clemson	6 5							193 H	Toledo	6 3
12 A	Clemson	8 5							193 H	Toledo	5 0
13 A	Virginia Tech	3 5							193 H	Toledo	15 0
13 A	Virginia Tech	6 11							255 H	Saint Peter's	9 1
13 A	Virginia Tech	15 6							257 H	Bucknell	9 1
18 A	Georgia Tech	2 3							257 H	Bucknell	12 4
18 A	Georgia Tech	7 2							261 H	George Washington	11 0
18 A	Georgia Tech	1 2							262 H	Yale	10 0
20 H	Miami (FL)	3 4							262 H	Yale	14 3
20 H	Miami (FL)	8 1							267 H	Harvard	11 5
20 H	Miami (FL)	15 4							267 H	Harvard	3 0
			LAST 10 GAMES								
			67 H	Duke	14 6	13 A	Virginia Tech	3 5			
			67 H	Duke	17 8	13 A	Virginia Tech	15 6			
			67 H	Duke	6 5	158 H	James Madison	16 8			
			143 A	VCU	11 3	153 H	Richmond	6 2			
			13 A	Virginia Tech	6 11	5 H	Florida St.	5 2			

Non-Div. I Games:

Virginia



LSU

Average RPI Win: 102		WON-LOST	WINNING	LAST 10	STRENGTH OF	OPP. STRENGTH	TEAM	ADJ	CONF.	ADJ CONF.					
Average RPI Loss: 31		RECORD	PCT. RANK	GAMES	SCHEDULE	OF SCHEDULE	RPI	RPI	RPI	RPI					
DIV. I ONLY		45-7-0	.86538	3	7-3-0	53	11	4	.62301	4	2	2			
DIV. I NON-CONF.		24-1-0	.96	2	1-0-0	198	78	10	.60182	10	2	2			
<hr/>															
TOTALS		RPI 1-25		RPI 26-50		W-L RECORDS		RPI 51-100		RPI 101-150		RPI 150+			
45-7-0		6-3-0		16-3-0		OVERALL		3-1-0		9-0-0		11-0-0			
31-3-0		4-2-0		9-0-0		HOME		3-1-0		5-0-0		10-0-0			
13-4-0		2-1-0		7-3-0		AWAY		0-0-0		4-0-0		0-0-0			
1-0-0		0-0-0		0-0-0		NEUTRAL		0-0-0		0-0-0		1-0-0			
<hr/>															
24-1-0		0-0-0		4-0-0		NON-CONFERENCE		3-1-0		6-0-0		11-0-0			
21-1-0		0-0-0		3-0-0		HOME		3-1-0		5-0-0		10-0-0			
2-0-0		0-0-0		1-0-		AWAY		0-0-0		1-0-0		0-0-0			
1-0-0		0-0-0		0-0-0		NEUTRAL		0-0-0		0-0-0		1-0-0			
<hr/>															
21-6-0		6-3-0		12-3-0		CONFERENCE		0-0-0		3-0-0		0-0-0			
10-2-0		4-2-0		6-0-0		HOME		0-0-0		0-0-0		0-0-0			
11-4-0		2-1-0		6-3-0		AWAY		0-0-0		3-0-0		0-0-0			
0-0-0		0-0-0		0-0-0		NEUTRAL		0-0-0		0-0-0		0-0-0			
<hr/>															
RPI	S	Opponent		Score	RPI	S	Opponent		Score	RPI	S	Opponent		Score	
10	A	Mississippi St.		6 4	26	H	Maryland		5 1	52	H	BYU		6 5	
10	A	Mississippi St.		7 3	26	H	Maryland		1 0	52	H	BYU		4 9	
10	A	Mississippi St.		2 10	26	H	Maryland		14 3	70	H	Southeastern La.		13 1	
11	H	South Carolina		5 2	27	A	La.-Lafayette		11 2	99	H	Lamar		8 1	
11	H	South Carolina		2 4	28	H	Auburn		9 4						
11	H	South Carolina		0 4	28	H	Auburn		5 1						
23	H	Florida		3 2	28	H	Auburn		8 2						
23	H	Florida		5 0	31	H	Kentucky		9 1						
23	H	Florida		18 6	31	H	Kentucky		11 1						
					31	H	Kentucky		11 4						
					43	A	Alabama		11 8						
					43	A	Alabama		3 4						
					43	A	Alabama		5 0						
					44	A	Arkansas		5 3						
					44	A	Arkansas		3 8						
					44	A	Arkansas		6 2						
					49	A	Texas A&M		1 2						
					49	A	Texas A&M		2 1						
					49	A	Texas A&M		7 4						
					LAST 10 GAMES										
					49	A	Texas A&M		2 1	23	H	Florida		3 2	
					49	A	Texas A&M		7 4	210	H	McNeese St.		7 3	
					49	A	Texas A&M		1 2	11	H	South Carolina		0 4	
					23	H	Florida		18 6	11	H	South Carolina		2 4	
					23	H	Florida		5 0	11	H	South Carolina		5 2	

Non-Div. I Games:

LSU



Average RPI Win:		99	WON-LOST RECORD		WINNING PCT. RANK		LAST 10 GAMES		STRENGTH OF SCHEDULE		OPP. STRENGTH OF SCHEDULE		TEAM RPI	ADJ RPI		CONF. RPI	ADJ CONF. RPI						
DIV. I ONLY			41-10-0		.80392		9		9-1-0		36		1		5	.62136		5	1	1			
DIV. I NON-CONF.			24-1-0		.96		2		5-0-0		94		23		2	.62878		2	1	1			
TOTALS		RPI 1-25		RPI 26-50				W-L RECORDS				RPI 51-100				RPI 101-150				RPI 150+			
41-10-0		10-9-0		5-1-0				OVERALL				7-0-0				8-0-0				12-0-0			
30-2-0		3-2-0		3-0-0				HOME				7-0-0				8-0-0				9-0-0			
10-8-0		6-7-0		2-1-0				AWAY				0-0-0				0-0-0				3-0-0			
1-0-0		1-0-0		0-0-0				NEUTRAL				0-0-0				0-0-0				0-0-0			
24-1-0		3-1-0		0-0-0				NON-CONFERENCE				4-0-0				8-0-0				9-0-0			
19-1-0		1-1-0		0-0-0				HOME				4-0-0				8-0-0				6-0-0			
4-0-0		1-0-0		0-0-				AWAY				0-0-0				0-0-0				3-0-0			
1-0-0		1-0-0		0-0-0				NEUTRAL				0-0-0				0-0-0				0-0-0			
18-9-0		7-8-0		5-1-0				CONFERENCE				3-0-0				0-0-0				3-0-0			
11-1-0		2-1-0		3-0-0				HOME				3-0-0				0-0-0				3-0-0			
7-8-0		5-7-0		2-1-0				AWAY				0-0-0				0-0-0				0-0-0			
0-0-0		0-0-0		0-0-0				NEUTRAL				0-0-0				0-0-0				0-0-0			
RPI	S	Opponent		Score		RPI	S	Opponent		Score		RPI	S	Opponent		Score		RPI	S	Opponent		Score	
3	A	Virginia		0	2	26	A	Maryland		3	5	65	H	South Fla.		14	3	113	H	Presbyterian		10	4
3	A	Virginia		2	9	26	A	Maryland		7	6	65	H	South Fla.		8	0	113	H	Presbyterian		9	2
3	A	Virginia		2	5	26	A	Maryland		4	3	65	H	South Fla.		5	2	120	H	UCF		5	4
7	A	North Carolina St.		8	4	35	H	Wake Forest		7	3	66	H	FGCU		12	9	120	H	UCF		6	1
7	A	North Carolina St.		12	3	35	H	Wake Forest		8	6	67	H	Duke		16	2	120	H	UCF		4	2
7	A	North Carolina St.		1	3	35	H	Wake Forest		11	2	67	H	Duke		8	5	148	H	Rhode Island		11	5
13	A	Virginia Tech		1	8							67	H	Duke		8	3	148	H	Rhode Island		6	2
13	A	Virginia Tech		11	10													148	H	Rhode Island		8	6
13	A	Virginia Tech		2	3													166	H	Boston College		4	0
14	H	South Ala.		2	0													166	H	Boston College		9	1
18	H	Georgia Tech		8	6													166	H	Boston College		9	4
18	H	Georgia Tech		0	10													176	A	Stetson		14	2
18	H	Georgia Tech		11	3													176	A	Stetson		13	5
20	A	Miami (FL)		5	1													176	H	Stetson		14	1
20	A	Miami (FL)		0	6													176	H	Stetson		5	3
20	A	Miami (FL)		4	2													198	A	Jacksonville		9	0
23	A	Florida		4	1													198	H	Jacksonville		9	7
23	H	Florida		3	4													256	H	Villanova		23	5
23	N	Florida		2	1													256	H	Villanova		2	1
																		256	H	Villanova		7	0
						LAST 10 GAMES																	
						7	A	North Carolina St.		8	4	120	H	UCF		5	4						
						7	A	North Carolina St.		12	3	120	H	UCF		6	1						
						7	A	North Carolina St.		1	3	120	H	UCF		4	2						
						176	A	Stetson		14	2	35	H	Wake Forest		11	2						
						176	A	Stetson		13	5	35	H	Wake Forest		8	6						

Non-Div. I Games:

Florida St.



Average RPI Win: 104		WON-LOST	WINNING	LAST 10	STRENGTH OF		OPP. STRENGTH	TEAM	ADJ		CONF.	ADJ CONF.
Average RPI Loss: 52		RECORD	PCT. RANK	GAMES	SCHEDULE		OF SCHEDULE	RPI	RPI		RPI	RPI
DIV. I ONLY		41-8-0	.83673	5	10-0-0		46	29	6	.62018	6	3
DIV. I NON-CONF.		21-3-0	.875	8	1-0-0		45	58	3	.62641	3	3
TOTALS		RPI 1-25	RPI 26-50		W-L RECORDS		RPI 51-100		RPI 101-150		RPI 150+	
41-8-0		4-3-0	1-2-0		OVERALL		16-1-0		12-2-0		8-0-0	
20-3-0		2-2-0	0-0-0		HOME		5-1-0		9-0-0		4-0-0	
16-5-0		2-1-0	1-2-0		AWAY		10-0-0		1-2-0		2-0-0	
5-0-0		0-0-0	0-0-0		NEUTRAL		1-0-0		2-0-0		2-0-0	
21-3-0		0-0-0	1-2-0		NON-CONFERENCE		10-1-0		5-0-0		5-0-0	
9-1-0		0-0-0	0-0-0		HOME		5-1-0		3-0-0		1-0-0	
7-2-0		0-0-0	1-0-		AWAY		4-0-0		0-0-0		2-0-0	
5-0-0		0-0-0	0-0-0		NEUTRAL		1-0-0		2-0-0		2-0-0	
20-5-0		4-3-0	0-0-0		CONFERENCE		6-0-0		7-2-0		3-0-0	
11-2-0		2-2-0	0-0-0		HOME		0-0-0		6-0-0		3-0-0	
9-3-0		2-1-0	0-0-0		AWAY		6-0-0		1-2-0		0-0-0	
0-0-0		0-0-0	0-0-0		NEUTRAL		0-0-0		0-0-0		0-0-0	
RPI S	Opponent	Score	RPI S	Opponent	Score	RPI S	Opponent	Score	RPI S	Opponent	Score	
8 H	Oregon	3 6	50 A	San Diego	4 7	56 H	San Francisco	6 5	101 H	California	5 0	
16 A	UCLA	2 3	50 A	San Diego	3 13	56 H	San Francisco	1 5	101 H	California	6 1	
16 A	UCLA	5 2	50 A	San Diego	14 5	69 H	Bryant	14 0	101 H	California	6 4	
16 A	UCLA	5 0				69 H	Bryant	3 1	110 A	Washington	3 10	
17 H	Arizona St.	5 0				69 H	Bryant	7 2	110 A	Washington	1 5	
17 H	Arizona St.	4 3				69 H	Bryant	2 1	110 A	Washington	8 0	
17 H	Arizona St.	0 4				80 A	Stanford	10 4	115 H	Southern California	3 0	
						80 A	Stanford	5 4	115 H	Southern California	6 1	
						80 A	Stanford	7 3	115 H	Southern California	10 4	
						86 A	Arizona	6 2	131 H	Texas St.	6 3	
						86 A	Arizona	4 3	131 H	Texas St.	16 4	
						86 A	Arizona	8 4	131 H	Texas St.	6 4	
						93 N	Gonzaga	9 2	135 N	UC Riverside	5 4	
						96 A	San Diego St.	8 1	135 N	UC Riverside	14 3	
						96 A	San Diego St.	2 0	159 H	Utah	4 1	
						96 A	San Diego St.	5 0	159 H	Utah	8 3	
						96 A	San Diego St.	7 1	159 H	Utah	1 0	
									174 A	Portland	5 1	
									174 H	Portland	7 5	
									174 N	Portland	4 3	
									204 N	Utah Valley	5 2	
									233 A	Seattle	4 3	
LAST 10 GAMES												
80 A	Stanford	5 4	101 H	California	5 0							
80 A	Stanford	10 4	101 H	California	6 1							
80 A	Stanford	7 3	115 H	Southern California	6 1							
174 N	Portland	4 3	115 H	Southern California	3 0							
101 H	California	6 4	115 H	Southern California	10 4							

Non-Div. I Games:

Oregon St.



Average RPI Win: 98		WON-LOST	WINNING	LAST 10	STRENGTH OF		OPP. STRENGTH	TEAM	ADJ	CONF.	ADJ CONF.
Average RPI Loss: 38		RECORD	PCT. RANK	GAMES	SCHEDULE		OF SCHEDULE	RPI	RPI	RPI	RPI
DIV. I ONLY		39-12-0	.76471	14	7-3-0		11	16	7	.61329	7
DIV. I NON-CONF.		23-3-0	.88462	7	5-0-0		76	106	7	.60606	7
TOTALS		RPI 1-25	RPI 26-50		W-L RECORDS		RPI 51-100		RPI 101-150		RPI 150+
39-12-0		11-8-0	7-2-0		OVERALL		3-2-0		6-0-0		12-1-0
25-7-0		7-5-0	3-1-0		HOME		2-1-0		5-0-0		8-1-0
12-5-0		4-3-0	3-1-0		AWAY		1-1-0		1-0-0		3-0-0
2-0-0		0-0-0	1-0-0		NEUTRAL		0-0-0		0-0-0		1-0-0
23-3-0		2-0-0	3-0-0		NON-CONFERENCE		3-2-0		6-0-0		9-1-0
17-2-0		1-0-0	1-0-0		HOME		2-1-0		5-0-0		8-1-0
4-1-0		1-0-0	1-0-		AWAY		1-1-0		1-0-0		0-0-0
2-0-0		0-0-0	1-0-0		NEUTRAL		0-0-0		0-0-0		1-0-0
16-10-0		9-8-0	4-2-0		CONFERENCE		0-0-0		0-0-0		3-0-0
8-6-0		6-5-0	2-1-0		HOME		0-0-0		0-0-0		0-0-0
8-4-0		3-3-0	2-1-0		AWAY		0-0-0		0-0-0		3-0-0
0-0-0		0-0-0	0-0-0		NEUTRAL		0-0-0		0-0-0		0-0-0
RPI S	Opponent	Score	RPI S	Opponent	Score	RPI S	Opponent	Score	RPI S	Opponent	Score
2 H	North Carolina	1 7	26 H	Maryland	3 2	74 A	East Carolina	6 1	111 H	Old Dominion	5 0
2 H	North Carolina	7 3	26 H	Maryland	9 4	74 H	East Carolina	2 0	113 H	Presbyterian	8 1
3 A	Virginia	2 8	26 H	Maryland	2 3	84 A	Elon	12 24	113 H	Presbyterian	12 3
3 A	Virginia	3 4	29 H	Campbell	5 2	84 H	Elon	8 6	113 H	Presbyterian	5 1
3 A	Virginia	3 6	35 A	Wake Forest	5 2	92 H	Appalachian St.	3 6	132 A	Charlotte	2 1
5 H	Florida St.	4 8	35 A	Wake Forest	12 6				132 H	Charlotte	5 0
5 H	Florida St.	3 12	35 A	Wake Forest	4 13				156 H	New Mexico St.	9 2
5 H	Florida St.	3 1	41 A	Coastal Caro.	5 4				156 H	New Mexico St.	8 3
12 H	Clemson	4 1	47 N	Fla. Atlantic	2 1				166 A	Boston College	6 2
12 H	Clemson	5 10							166 A	Boston College	3 2
12 H	Clemson	4 7							166 A	Boston College	6 5
13 H	Virginia Tech	7 3							207 H	La Salle	5 0
13 H	Virginia Tech	13 4							209 H	UNC Greensboro	5 8
13 H	Virginia Tech	8 7							212 H	Davidson	4 3
18 A	Georgia Tech	6 2							237 H	Wagner	18 0
18 A	Georgia Tech	8 7							237 H	Wagner	25 4
18 A	Georgia Tech	13 4							248 H	Quinnipiac	1 0
25 A	UNC Wilmington	10 6							256 H	Villanova	14 3
25 H	UNC Wilmington	7 2							272 N	UMBC	5 3
LAST 10 GAMES											
	5 H Florida St.	4 8		113 H Presbyterian	8 1						
	5 H Florida St.	3 12		113 H Presbyterian	5 1						
	5 H Florida St.	3 1		2 H North Carolina	7 3						
	25 H UNC Wilmington	7 2		2 H North Carolina	1 7						
	113 H Presbyterian	12 3		212 H Davidson	4 3						

Non-Div. I Games:

North Carolina St.



O  
r  
e  
g  
o  
n

O  
r  
e  
g  
o  
n

Oregon



Average RPI Win:	105	WON-LOST RECORD	WINNING PCT. RANK	LAST 10 GAMES	STRENGTH OF SCHEDULE	OPP. STRENGTH OF SCHEDULE	TEAM RPI	ADJ RPI	CONF. RPI	ADJ CONF. RPI		
Average RPI Loss:	73											
DIV. I ONLY		41-8-0	.83673	5	8-2-0	120	2	9	.60491	9	7	7
DIV. I NON-CONF.		21-4-0	.84	12	0-0-0	42	1	4	.6232	4	5	5
<hr/>												
TOTALS	RPI 1-25	RPI 26-50		W-L RECORDS		RPI 51-100		RPI 101-150		RPI 150+		
41-8-0	3-1-0	8-3-0		OVERALL		9-2-0		13-1-0		8-1-0		
18-4-0	2-1-0	6-1-0		HOME		5-2-0		2-0-0		3-0-0		
23-4-0	1-0-0	2-2-0		AWAY		4-0-0		11-1-0		5-1-0		
0-0-0	0-0-0	0-0-0		NEUTRAL		0-0-0		0-0-0		0-0-0		
<hr/>												
21-4-0	3-1-0	6-2-0		NON-CONFERENCE		1-1-0		11-0-0		0-0-0		
10-3-0	2-1-0	6-1-0		HOME		0-1-0		2-0-0		0-0-0		
11-1-0	1-0-0	0-0-		AWAY		1-0-0		9-0-0		0-0-0		
0-0-0	0-0-0	0-0-0		NEUTRAL		0-0-0		0-0-0		0-0-0		
<hr/>												
20-4-0	0-0-0	2-1-0		CONFERENCE		8-1-0		2-1-0		8-1-0		
8-1-0	0-0-0	0-0-0		HOME		5-1-0		0-0-0		3-0-0		
12-3-0	0-0-0	2-1-0		AWAY		3-0-0		2-1-0		5-1-0		
0-0-0	0-0-0	0-0-0		NEUTRAL		0-0-0		0-0-0		0-0-0		
<hr/>												
RPI S	Opponent	Score	RPI S	Opponent	Score	RPI S	Opponent	Score	RPI S	Opponent	Score	
8 H	Oregon	8 2	30 H	Nebraska	10 4	55 H	UC Santa Barbara	4 3	102 A	TCU	7 2	
8 H	Oregon	5 2	30 H	Nebraska	9 0	55 H	UC Santa Barbara	0 2	102 A	TCU	6 2	
8 H	Oregon	1 9	30 H	Nebraska	10 5	55 H	UC Santa Barbara	10 2	102 A	TCU	7 0	
16 A	UCLA	9 6	30 H	Nebraska	8 7	82 A	CSU Bakersfield	8 2	108 A	Oral Roberts	7 4	
			32 A	Cal Poly	1 2	83 H	Loyola Marymount	2 3	108 A	Oral Roberts	6 2	
			32 A	Cal Poly	10 5	94 A	Long Beach St.	2 1	108 A	Oral Roberts	5 0	
			32 A	Cal Poly	6 4	94 A	Long Beach St.	8 6	115 A	Southern California	11 4	
			49 H	Texas A&M	2 0	94 A	Long Beach St.	6 0	115 H	Southern California	3 2	
			49 H	Texas A&M	1 6	94 H	Long Beach St.	9 4	115 H	Southern California	6 4	
			49 H	Texas A&M	7 6	94 H	Long Beach St.	3 2	121 A	Pepperdine	6 3	
			50 A	San Diego	3 7	94 H	Long Beach St.	2 1	121 A	Pepperdine	8 4	
									135 A	UC Riverside	12 0	
									135 A	UC Riverside	6 7	
									135 A	UC Riverside	14 7	
									172 A	Hawaii	5 0	
									172 A	Hawaii	3 0	
									172 A	Hawaii	3 4	
									219 A	UC Davis	4 2	
									219 A	UC Davis	3 0	
									219 A	UC Davis	5 2	
									246 H	Pacific	25 0	
									246 H	Pacific	9 2	
									246 H	Pacific	11 6	
			LAST 10 GAMES									
			135 A	UC Riverside	6 7	94 H	Long Beach St.	3 2				
			135 A	UC Riverside	12 0	172 A	Hawaii	3 0				
			135 A	UC Riverside	14 7	172 A	Hawaii	5 0				
			94 H	Long Beach St.	9 4	172 A	Hawaii	3 4				
			94 H	Long Beach St.	2 1	32 A	Cal Poly	6 4				

Non-Div. I Games:

Cal St. Fullerton



Average RPI Win: 107		WON-LOST	WINNING	LAST 10	STRENGTH OF		OPP. STRENGTH	TEAM	ADJ	CONF.	ADJ CONF.
Average RPI Loss: 27		RECORD	PCT. RANK	GAMES	SCHEDULE		OF SCHEDULE	RPI	RPI	RPI	RPI
DIV. I ONLY		37-15-0	.71154	23	5-5-0		6	32	10	.60351	10
DIV. I NON-CONF.		22-2-0	.91667	6	1-0-0		133	194	13	.59499	13
TOTALS		RPI 1-25	RPI 26-50		W-L RECORDS		RPI 51-100		RPI 101-150		RPI 150+
37-15-0		6-8-0	11-5-0		OVERALL		2-2-0		7-0-0		11-0-0
27-6-0		3-3-0	6-1-0		HOME		1-2-0		6-0-0		11-0-0
8-9-0		2-5-0	5-4-0		AWAY		1-0-0		0-0-0		0-0-0
2-0-0		1-0-0	0-0-0		NEUTRAL		0-0-0		1-0-0		0-0-0
22-2-0		1-0-0	1-0-0		NON-CONFERENCE		2-2-0		7-0-0		11-0-0
19-2-0		0-0-0	1-0-0		HOME		1-2-0		6-0-0		11-0-0
2-0-0		1-0-0	0-0-		AWAY		1-0-0		0-0-0		0-0-0
1-0-0		0-0-0	0-0-0		NEUTRAL		0-0-0		1-0-0		0-0-0
15-13-0		5-8-0	10-5-0		CONFERENCE		0-0-0		0-0-0		0-0-0
8-4-0		3-3-0	5-1-0		HOME		0-0-0		0-0-0		0-0-0
6-9-0		1-5-0	5-4-0		AWAY		0-0-0		0-0-0		0-0-0
1-0-0		1-0-0	0-0-0		NEUTRAL		0-0-0		0-0-0		0-0-0
RPI S	Opponent	Score		RPI S	Opponent	Score		RPI S	Opponent	Score	
1 A	Vanderbilt	1	3	28 H	Auburn	6	0	75 H	Central Ark.	4	2
1 A	Vanderbilt	3	8	28 H	Auburn	1	3	75 H	Central Ark.	5	7
1 A	Vanderbilt	2	5	28 H	Auburn	6	3	75 H	Central Ark.	3	7
4 H	LSU	4	6	31 A	Kentucky	8	4	85 A	Memphis	12	1
4 H	LSU	10	2	31 A	Kentucky	2	3				
4 H	LSU	3	7	31 A	Kentucky	3	4				
14 A	South Ala.	6	4	36 H	Austin Peay	13	5				
19 A	Ole Miss	7	6	43 H	Alabama	5	4				
19 A	Ole Miss	0	3	43 H	Alabama	7	6				
19 A	Ole Miss	8	10	43 H	Alabama	10	6				
19 N	Ole Miss	5	1	44 A	Arkansas	1	3				
23 H	Florida	2	0	44 A	Arkansas	4	1				
23 H	Florida	7	3	44 A	Arkansas	4	5				
23 H	Florida	3	8	49 A	Texas A&M	15	4				
				49 A	Texas A&M	9	3				
				49 A	Texas A&M	3	2				
LAST 10 GAMES				43 H	Alabama	10	6				
				19 A	Ole Miss	7	6				
				19 A	Ole Miss	8	10	1 A	Vanderbilt	3	8
				19 A	Ole Miss	0	3	1 A	Vanderbilt	2	5
				43 H	Alabama	7	6	1 A	Vanderbilt	1	3
				43 H	Alabama	5	4	85 A	Memphis	12	1

Non-Div. I Games:

Mississippi St.



Average RPI Win:		105	WON-LOST RECORD		WINNING PCT. RANK		LAST 10 GAMES		STRENGTH OF SCHEDULE		OPP. STRENGTH OF SCHEDULE		TEAM RPI		ADJ RPI		CONF. RPI		ADJ CONF. RPI					
DIV. I ONLY			37-14-0		.72549		20		6-4-0		23		22		11		.59471		11		2		2	
DIV. I NON-CONF.			21-4-0		.84		12		1-1-0		18		123		6		.61306		6		2		2	
TOTALS		RPI 1-25		RPI 26-50				W-L RECORDS				RPI 51-100				RPI 101-150				RPI 150+				
37-14-0		4-7-0		6-3-0				OVERALL				9-1-0				9-2-0				9-1-0				
27-6-0		1-2-0		6-3-0				HOME				4-1-0				7-0-0				9-0-0				
10-6-0		3-4-0		0-0-0				AWAY				5-0-0				2-2-0				0-0-0				
0-2-0		0-1-0		0-0-0				NEUTRAL				0-0-0				0-0-0				0-1-0				
21-4-0		2-1-0		0-0-0				NON-CONFERENCE				6-1-0				4-1-0				9-1-0				
18-1-0		1-0-0		0-0-0				HOME				4-1-0				4-0-0				9-0-0				
3-1-0		1-0-0		0-0-				AWAY				2-0-0				0-1-0				0-0-0				
0-2-0		0-1-0		0-0-0				NEUTRAL				0-0-0				0-0-0				0-1-0				
16-10-0		2-6-0		6-3-0				CONFERENCE				3-0-0				5-1-0				0-0-0				
9-5-0		0-2-0		6-3-0				HOME				0-0-0				3-0-0				0-0-0				
7-5-0		2-4-0		0-0-0				AWAY				3-0-0				2-1-0				0-0-0				
0-0-0		0-0-0		0-0-0				NEUTRAL				0-0-0				0-0-0				0-0-0				
RPI	S	Opponent		Score		RPI	S	Opponent		Score		RPI	S	Opponent		Score		RPI	S	Opponent		Score		
1	H	Vanderbilt		2	3	31	H	Kentucky		5	2	76	H	Liberty		4	3	108	H	Rider		2	0	
1	H	Vanderbilt		2	5	31	H	Kentucky		7	6	76	H	Liberty		8	7	108	H	Rider		9	5	
4	A	LSU		4	0	31	H	Kentucky		3	1	76	H	Liberty		2	3	108	H	Rider		1	0	
4	A	LSU		2	5	44	H	Arkansas		3	5	78	A	Citadel		9	5	112	A	Furman		5	6	
4	A	LSU		4	2	44	H	Arkansas		3	15	78	H	Citadel		6	5	112	H	Furman		5	2	
12	A	Clemson		6	0	44	H	Arkansas		2	4	81	A	Col. of Charleston		3	1	133	H	Georgia		7	1	
12	H	Clemson		8	0	49	H	Texas A&M		6	3	81	H	Col. of Charleston		10	6	133	H	Georgia		8	3	
12	N	Clemson		3	6	49	H	Texas A&M		3	2	98	A	Tennessee		12	8	133	H	Georgia		7	2	
23	A	Florida		3	4	49	H	Texas A&M		6	4	98	A	Tennessee		19	2	146	A	Missouri		2	0	
23	A	Florida		2	3							98	A	Tennessee		5	4	146	A	Missouri		4	1	
23	A	Florida		5	14													146	A	Missouri		0	4	
																		167	H	Albany (NY)		14	1	
																		167	H	Albany (NY)		8	3	
																		167	H	Albany (NY)		6	4	
																		173	N	Gardner-Webb		6	7	
																		182	H	Charleston So.		9	5	
																		197	H	Ball St.		14	4	
																		197	H	Ball St.		10	0	
																		208	H	USC Upstate		12	3	
																		212	H	Davidson		12	4	
																		228	H	Wofford		9	3	
				LAST 10 GAMES																				
						133	H	Georgia		8	3	1	H	Vanderbilt		2	3							
						133	H	Georgia		7	1	4	A	LSU		4	0							
						133	H	Georgia		7	2	4	A	LSU		4	2							
						228	H	Wofford		9	3	4	A	LSU		2	5							
						1	H	Vanderbilt		2	5	173	N	Gardner-Webb		6	7							

Non-Div. I Games:

South Carolina



Average RPI Win: 100		WON-LOST RECORD		WINNING PCT. RANK		LAST 10 GAMES		STRENGTH OF SCHEDULE		OPP. STRENGTH OF SCHEDULE		TEAM RPI		ADJ RPI		CONF. RPI		ADJ CONF. RPI									
DIV. I ONLY		37-15-0		.71154 23		8-2-0		16		7		12		.59444 12		1		1									
DIV. I NON-CONF.		20-5-0		.8 18		5-0-0		98		66		21		.57485 21		1		1									
TOTALS		RPI 1-25		RPI 26-50		W-L RECORDS		RPI 51-100		RPI 101-150		RPI 150+															
37-15-0		8-10-0		7-2-0		OVERALL		4-1-0		7-1-0		11-1-0															
25-9-0		3-4-0		7-2-0		HOME		3-1-0		4-1-0		8-1-0															
11-6-0		4-6-0		0-0-0		AWAY		1-0-0		3-0-0		3-0-0															
1-0-0		1-0-0		0-0-0		NEUTRAL		0-0-0		0-0-0		0-0-0															
20-5-0		1-2-0		2-1-0		NON-CONFERENCE		2-0-0		7-1-0		8-1-0															
15-4-0		0-1-0		2-1-0		HOME		1-0-0		4-1-0		8-1-0															
4-1-0		0-1-0		0-0-		AWAY		1-0-0		3-0-0		0-0-0															
1-0-0		1-0-0		0-0-0		NEUTRAL		0-0-0		0-0-0		0-0-0															
17-10-0		7-8-0		5-1-0		CONFERENCE		2-1-0		0-0-0		3-0-0															
10-5-0		3-3-0		5-1-0		HOME		2-1-0		0-0-0		0-0-0															
7-5-0		4-5-0		0-0-0		AWAY		0-0-0		0-0-0		3-0-0															
0-0-0		0-0-0		0-0-0		NEUTRAL		0-0-0		0-0-0		0-0-0															
RPI	S	Opponent		Score		RPI	S	Opponent		Score		RPI	S	Opponent		Score											
2	A	North Carolina		3	10	26	H	Maryland		9	5	57	A	Western Caro.		12	9	112	A	Furman	12	2					
2	A	North Carolina		5	4	26	H	Maryland		2	7	57	H	Western Caro.		12	1	112	A	Furman	14	2					
2	A	North Carolina		2	6	26	H	Maryland		3	2	67	H	Duke		8	4	113	H	Presbyterian	5	4					
3	H	Virginia		7	6	35	H	Wake Forest		8	2	67	H	Duke		7	0	119	H	Ga. Southern	7	0					
3	H	Virginia		5	6	35	H	Wake Forest		1	0	67	H	Duke		1	13	119	H	Ga. Southern	7	1					
3	H	Virginia		5	8	35	H	Wake Forest		6	4					119	H	Ga. Southern	11	6							
7	A	North Carolina St.		7	4	40	H	William & Mary		2	11					133	A	Georgia	9	1							
7	A	North Carolina St.		10	5	40	H	William & Mary		2	0					133	H	Georgia	3	5							
7	A	North Carolina St.		1	4	40	H	William & Mary		12	2					166	A	Boston College	1	0							
11	A	South Carolina		0	8													166	A	Boston College	9	2					
11	H	South Carolina		0	6													166	A	Boston College	7	5					
11	N	South Carolina		6	3													173	H	Gardner-Webb	4	1					
18	H	Georgia Tech		11	3													182	H	Charleston So.	3	1					
18	H	Georgia Tech		4	3													215	H	Winthrop	2	3					
18	H	Georgia Tech		9	14													228	H	Wofford	9	2					
20	A	Miami (FL)		1	0													231	H	Wright St.	7	0					
20	A	Miami (FL)		1	2													231	H	Wright St.	6	0					
20	A	Miami (FL)		0	7													231	H	Wright St.	5	3					
																		270	H	Morehead St.	10	5					
																		270	H	Morehead St.	5	2					
						LAST 10 GAMES																					
						119 H Ga. Southern						11	6	26 H Maryland						3	2						
						119 H Ga. Southern						7	0	26 H Maryland						9	5						
						119 H Ga. Southern						7	1	26 H Maryland						2	7						
						112 A Furman						12	2	18 H Georgia Tech						9	14						
						112 A Furman						14	2	18 H Georgia Tech						4	3						

Non-Div. I Games:

Clemson



Average RPI Win:		96	WON-LOST RECORD		WINNING PCT. RANK	LAST 10 GAMES	STRENGTH OF SCHEDULE		OPP. STRENGTH OF SCHEDULE	TEAM RPI	ADJ RPI	CONF. RPI	ADJ CONF. RPI						
Average RPI Loss:		49																	
DIV. I ONLY			33-19-0		.63462	58	8-2-0		7	14	13	.59014	13	1	1				
DIV. I NON-CONF.			20-5-0		.8	18	4-0-0		72	111	15	.58869	15	1	1				
TOTALS		RPI 1-25		RPI 26-50		W-L RECORDS		RPI 51-100		RPI 101-150		RPI 150+							
33-19-0		8-12-0		2-2-0		OVERALL		9-2-0		6-0-0		8-3-0							
15-9-0		5-7-0		0-0-0		HOME		3-0-0		3-0-0		4-2-0							
13-8-0		3-5-0		2-1-0		AWAY		3-1-0		2-0-0		3-1-0							
5-2-0		0-0-0		0-1-0		NEUTRAL		3-1-0		1-0-0		1-0-0							
20-5-0		2-0-0		0-1-0		NON-CONFERENCE		6-2-0		6-0-0		6-2-0							
10-2-0		0-0-0		0-0-0		HOME		3-0-0		3-0-0		4-2-0							
5-1-0		2-0-0		0-0-		AWAY		0-1-0		2-0-0		1-0-0							
5-2-0		0-0-0		0-1-0		NEUTRAL		3-1-0		1-0-0		1-0-0							
13-14-0		6-12-0		2-1-0		CONFERENCE		3-0-0		0-0-0		2-1-0							
5-7-0		5-7-0		0-0-0		HOME		0-0-0		0-0-0		0-0-0							
8-7-0		1-5-0		2-1-0		AWAY		3-0-0		0-0-0		2-1-0							
0-0-0		0-0-0		0-0-0		NEUTRAL		0-0-0		0-0-0		0-0-0							
RPI	S	Opponent		Score		RPI	S	Opponent		Score		RPI	S	Opponent		Score			
2	H	North Carolina		0	3	26	A	Maryland		11	0	67	A	Duke		6	2		
2	H	North Carolina		8	9	26	A	Maryland		3	2	67	A	Duke		14	7		
2	H	North Carolina		8	21	26	A	Maryland		9	10	67	A	Duke		2	1		
3	H	Virginia		5	3	42	N	Notre Dame		0	3	73	H	Delaware		13	4		
3	H	Virginia		6	15							73	H	Delaware		5	3		
3	H	Virginia		11	6							76	H	Liberty		16	6		
5	H	Florida St.		8	1							84	A	Elon		3	4		
5	H	Florida St.		10	11							97	N	Kent St.		8	1		
5	H	Florida St.		3	2							97	N	Kent St.		10	9		
7	A	North Carolina St.		3	7							98	N	Tennessee		7	3		
7	A	North Carolina St.		4	13							98	N	Tennessee		4	5		
7	A	North Carolina St.		7	8														
18	H	Georgia Tech		6	2														
18	H	Georgia Tech		1	11														
18	H	Georgia Tech		9	14														
20	A	Miami (FL)		8	5														
20	A	Miami (FL)		0	2														
20	A	Miami (FL)		9	11														
25	A	UNC Wilmington		7	2														
25	A	UNC Wilmington		9	0														
LAST 10 GAMES																			
176 H Marist						7	6	166 A Boston College						1	0				
176 H Marist						7	6	130 A Radford						4	3				
124 H High Point						11	4	3 H Virginia						11	6				
166 A Boston College						3	5	3 H Virginia						5	3				
166 A Boston College						7	5	3 H Virginia						6	15				

Non-Div. I Games:

Virginia Tech



Average RPI Win: 130		WON-LOST	WINNING	LAST 10	STRENGTH OF		OPP. STRENGTH	TEAM	ADJ		CONF.	ADJ CONF.
Average RPI Loss: 67		RECORD	PCT. RANK	GAMES	SCHEDULE		OF SCHEDULE	RPI	RPI		RPI	RPI
DIV. I ONLY		39-14-0	.73585	16	8-2-0		51	53	14		.58816	14
DIV. I NON-CONF.		20-6-0	.76923	28	1-0-0		62	73	16		.58769	16
TOTALS		RPI 1-25	RPI 26-50		W-L RECORDS		RPI 51-100		RPI 101-150		RPI 150+	
39-14-0		0-2-0	4-5-0		OVERALL		11-4-0		15-2-0		9-1-0	
22-6-0		0-1-0	0-0-0		HOME		7-2-0		11-2-0		4-1-0	
17-8-0		0-1-0	4-5-0		AWAY		4-2-0		4-0-0		5-0-0	
0-0-0		0-0-0	0-0-0		NEUTRAL		0-0-0		0-0-0		0-0-0	
20-6-0		0-2-0	0-0-0		NON-CONFERENCE		9-3-0		5-0-0		6-1-0	
13-3-0		0-1-0	0-0-0		HOME		5-1-0		4-0-0		4-1-0	
7-3-0		0-1-0	0-0-		AWAY		4-2-0		1-0-0		2-0-0	
0-0-0		0-0-0	0-0-0		NEUTRAL		0-0-0		0-0-0		0-0-0	
19-8-0		0-0-0	4-5-0		CONFERENCE		2-1-0		10-2-0		3-0-0	
9-3-0		0-0-0	0-0-0		HOME		2-1-0		7-2-0		0-0-0	
10-5-0		0-0-0	4-5-0		AWAY		0-0-0		3-0-0		3-0-0	
0-0-0		0-0-0	0-0-0		NEUTRAL		0-0-0		0-0-0		0-0-0	
RPI S	Opponent	Score	RPI S	Opponent	Score	RPI S	Opponent	Score	RPI S	Opponent	Score	
5 A	Florida St.	0 2	27 A	La.-Lafayette	9 5	54 H	Middle Tenn.	5 6	116 A	Southern Miss.	3 1	
10 H	Mississippi St.	4 6	27 A	La.-Lafayette	9 6	54 H	Middle Tenn.	3 2	116 H	Southern Miss.	6 5	
			27 A	La.-Lafayette	7 17	54 H	Middle Tenn.	12 11	125 H	Stephen F. Austin	13 4	
			39 A	Troy	7 8	60 H	North Florida	9 8	125 H	Stephen F. Austin	7 6	
			39 A	Troy	11 10	60 H	North Florida	2 15	125 H	Stephen F. Austin	10 0	
			39 A	Troy	7 5	60 H	North Florida	6 5	136 H	Western Ky.	6 3	
			47 A	Fla. Atlantic	0 3	70 A	Southeastern La.	13 7	136 H	Western Ky.	7 5	
			47 A	Fla. Atlantic	3 6	70 H	Southeastern La.	9 0	136 H	Western Ky.	8 10	
			47 A	Fla. Atlantic	6 7	81 A	Col. of Charleston	2 3	137 A	Arkansas St.	4 1	
						81 A	Col. of Charleston	3 0	137 A	Arkansas St.	6 2	
						81 A	Col. of Charleston	2 12	137 A	Arkansas St.	20 2	
						100 A	Jacksonville St.	3 1	141 H	FIU	6 5	
						100 A	Jacksonville St.	8 3	141 H	FIU	8 1	
						100 H	Jacksonville St.	9 6	141 H	FIU	4 7	
						100 H	Jacksonville St.	6 5	142 H	UALR	11 1	
									142 H	UALR	4 3	
									142 H	UALR	6 5	
									160 A	Nicholls St.	11 7	
									160 H	Nicholls St.	1 4	
									202 A	La.-Monroe	7 2	
									202 A	La.-Monroe	9 6	
									202 A	La.-Monroe	10 8	
									244 A	Alabama St.	5 1	
									244 H	Alabama St.	15 4	
									273 H	New Orleans	5 2	
									273 H	New Orleans	4 1	
									273 H	New Orleans	29 6	
LAST 10 GAMES												
			27 A	La.-Lafayette	7 17	54 H	Middle Tenn.	3 2	244 A	Alabama St.	5 1	
			27 A	La.-Lafayette	9 5	54 H	Middle Tenn.	12 11	244 H	Alabama St.	15 4	
			27 A	La.-Lafayette	9 6	202 A	La.-Monroe	7 2	273 H	New Orleans	5 2	
			70 H	Southeastern La.	9 0	202 A	La.-Monroe	9 6	273 H	New Orleans	4 1	
			54 H	Middle Tenn.	5 6	202 A	La.-Monroe	10 8	273 H	New Orleans	29 6	

Non-Div. I Games:

South Ala.







RPI	S	Opponent	Score	
257	N	Bucknell	8	5
263	N	Fairfield	8	0
272	N	UMBC	7	1

Indiana

I  
n  
d  
i  
a  
n  
a

I  
n  
d  
i  
a  
n  
a



Average RPI Win:		103	WON-LOST RECORD		WINNING PCT. RANK		LAST 10 GAMES		STRENGTH OF SCHEDULE		OPP. STRENGTH OF SCHEDULE		TEAM RPI		ADJ RPI		CONF. RPI		ADJ CONF. RPI					
DIV. I ONLY			34-14-0		.70833		26		8-2-0		29		28		16		.58442		16		3		3	
DIV. I NON-CONF.			16-7-0		.69565		49		1-1-0		34		44		28		.56693		28		3		3	
TOTALS		RPI 1-25		RPI 26-50		W-L RECORDS		RPI 51-100		RPI 101-150		RPI 150+												
34-14-0		4-6-0		1-1-0		OVERALL		12-4-0		10-3-0		7-0-0												
23-9-0		1-3-0		1-1-0		HOME		6-3-0		8-2-0		7-0-0												
11-5-0		3-3-0		0-0-0		AWAY		6-1-0		2-1-0		0-0-0												
0-0-0		0-0-0		0-0-0		NEUTRAL		0-0-0		0-0-0		0-0-0												
16-7-0		0-1-0		1-1-0		NON-CONFERENCE		9-4-0		2-1-0		4-0-0												
10-6-0		0-1-0		1-1-0		HOME		3-3-0		2-1-0		4-0-0												
6-1-0		0-0-0		0-0-		AWAY		6-1-0		0-0-0		0-0-0												
0-0-0		0-0-0		0-0-0		NEUTRAL		0-0-0		0-0-0		0-0-0												
18-7-0		4-5-0		0-0-0		CONFERENCE		3-0-0		8-2-0		3-0-0												
13-3-0		1-2-0		0-0-0		HOME		3-0-0		6-1-0		3-0-0												
5-4-0		3-3-0		0-0-0		AWAY		0-0-0		2-1-0		0-0-0												
0-0-0		0-0-0		0-0-0		NEUTRAL		0-0-0		0-0-0		0-0-0												
RPI	S	Opponent		Score		RPI	S	Opponent		Score		RPI	S	Opponent		Score								
6	H	Oregon St.		3 2		42	H	Notre Dame		2 1		55	A	UC Santa Barbara		12 3								
6	H	Oregon St.		2 5		45	H	Oklahoma		0 4		59	A	Baylor		0 5								
6	H	Oregon St.		0 5								59	A	Baylor		5 4								
8	A	Oregon		3 5								59	A	Baylor		4 3								
8	A	Oregon		1 0								63	A	UC Irvine		6 4								
8	A	Oregon		1 0								63	H	UC Irvine		8 1								
9	H	Cal St. Fullerton		6 9								77	A	Cal St. Northridge		5 4								
17	A	Arizona St.		12 10								77	H	Cal St. Northridge		1 4								
17	A	Arizona St.		4 7								83	H	Loyola Marymount		1 4								
17	A	Arizona St.		1 4								83	H	Loyola Marymount		2 0								
												83	H	Loyola Marymount		3 1								
												86	H	Arizona		12 5								
												86	H	Arizona		10 2								
												86	H	Arizona		7 1								
												94	A	Long Beach St.		3 2								
												94	H	Long Beach St.		1 11								

Non-Div. I Games:

UCLA



Average RPI Win:		98	WON-LOST RECORD		WINNING PCT. RANK		LAST 10 GAMES		STRENGTH OF SCHEDULE		OPP. STRENGTH OF SCHEDULE		TEAM RPI		ADJ RPI		CONF. RPI		ADJ CONF. RPI										
Average RPI Loss:		85																											
DIV. I ONLY			32-15-1		.67708		35		7-3-0		32		33		17		.58333		17		3		3						
DIV. I NON-CONF.			17-4-1		.79545		21		0-0-0		58		64		11		.59999		11		3		3						
TOTALS		RPI 1-25		RPI 26-50		W-L RECORDS		RPI 51-100		RPI 101-150		RPI 150+																	
32-15-1		5-4-0		2-0-0		OVERALL		12-6-1		7-4-0		6-1-0																	
15-8-0		4-2-0		0-0-0		HOME		8-3-0		1-2-0		2-1-0																	
14-7-0		1-2-0		0-0-0		AWAY		4-3-0		6-2-0		3-0-0																	
3-0-1		0-0-0		2-0-0		NEUTRAL		0-0-1		0-0-0		1-0-0																	
17-4-1		0-0-0		2-0-0		NON-CONFERENCE		10-3-1		2-0-0		3-1-0																	
9-2-0		0-0-0		0-0-0		HOME		7-1-0		0-0-0		2-1-0																	
5-2-0		0-0-0		0-0-		AWAY		3-2-0		2-0-0		0-0-0																	
3-0-1		0-0-0		2-0-0		NEUTRAL		0-0-1		0-0-0		1-0-0																	
15-11-0		5-4-0		0-0-0		CONFERENCE		2-3-0		5-4-0		3-0-0																	
6-6-0		4-2-0		0-0-0		HOME		1-2-0		1-2-0		0-0-0																	
9-5-0		1-2-0		0-0-0		AWAY		1-1-0		4-2-0		3-0-0																	
0-0-0		0-0-0		0-0-0		NEUTRAL		0-0-0		0-0-0		0-0-0																	
RPI	S	Opponent		Score		RPI	S	Opponent		Score		RPI	S	Opponent		Score		RPI	S	Opponent		Score							
6	A	Oregon St.		3 4		44	N	Arkansas		3 1		61	H	New Mexico		4 3		101	A	California		10 9							
6	A	Oregon St.		0 5		44	N	Arkansas		3 2		71	A	UNLV		11 3		101	A	California		1 3							
6	A	Oregon St.		4 0								71	H	UNLV		5 2		101	A	California		10 7							
8	H	Oregon		14 9								80	H	Stanford		8 9		115	A	Southern California		6 5							
8	H	Oregon		6 5								80	H	Stanford		11 8		115	A	Southern California		6 3							
8	H	Oregon		3 16								80	H	Stanford		3 5		115	A	Southern California		0 5							
16	H	UCLA		10 12								86	A	Arizona		9 10		129	A	Wichita St.		4 2							
16	H	UCLA		4 1								86	A	Arizona		7 5		129	A	Wichita St.		4 3							
16	H	UCLA		7 4								89	A	Texas Tech		7 8		147	H	Washington St.		4 1							
												90	H	Bethune-Cookman		6 7		147	H	Washington St.		4 15							
												90	H	Bethune-Cookman		5 4		147	H	Washington St.		8 11							
												90	H	Bethune-Cookman		15 7		159	A	Utah		9 6							
												93	N	Gonzaga		6 6		159	A	Utah		5 4							
												94	H	Long Beach St.		4 0		159	A	Utah		5 1							
												94	H	Long Beach St.		6 0		201	H	Valparaiso		15 3							
												94	H	Long Beach St.		11 2		201	H	Valparaiso		16 3							
												98	A	Tennessee		5 1		201	H	Valparaiso		6 8							
												98	A	Tennessee		2 11		246	N	Pacific		8 1							
												98	A	Tennessee		4 0													
						LAST 10 GAMES																							
						101 A California						10 7						80 H Stanford						3 5					
						101 A California						10 9						86 A Arizona						7 5					
						101 A California						1 3						159 A Utah						9 6					
						80 H Stanford						11 8						159 A Utah						5 1					
						80 H Stanford						8 9						159 A Utah						5 4					



Average RPI Win:		92	WON-LOST		WINNING		LAST 10		STRENGTH OF		OPP. STRENGTH		TEAM		ADJ		CONF.		ADJ CONF.	
Average RPI Loss:		41	RECORD		PCT. RANK		GAMES		SCHEDULE		OF SCHEDULE		RPI		RPI		RPI		RPI	
DIV. I ONLY			32-20-0		.61538		64		5-5-0		3		6		18		.5816		18	
DIV. I NON-CONF.			18-7-0		.72		44		2-3-0		95		35		39		.55974		39	
TOTALS		RPI 1-25		RPI 26-50		W-L RECORDS		RPI 51-100		RPI 101-150		RPI 150+								
32-20-0		9-11-0		3-3-0		OVERALL		6-3-0		5-2-0		9-1-0								
23-10-0		5-5-0		3-3-0		HOME		4-0-0		2-1-0		9-1-0								
9-9-0		4-6-0		0-0-0		AWAY		2-3-0		3-0-0		0-0-0								
0-1-0		0-0-0		0-0-0		NEUTRAL		0-0-0		0-1-0		0-0-0								
18-7-0		1-1-0		1-2-0		NON-CONFERENCE		5-1-0		5-2-0		6-1-0								
14-4-0		1-0-0		1-2-0		HOME		4-0-0		2-1-0		6-1-0								
4-2-0		0-1-0		0-0-		AWAY		1-1-0		3-0-0		0-0-0								
0-1-0		0-0-0		0-0-0		NEUTRAL		0-0-0		0-1-0		0-0-0								
14-13-0		8-10-0		2-1-0		CONFERENCE		1-2-0		0-0-0		3-0-0								
9-6-0		4-5-0		2-1-0		HOME		0-0-0		0-0-0		3-0-0								
5-7-0		4-5-0		0-0-0		AWAY		1-2-0		0-0-0		0-0-0								
0-0-0		0-0-0		0-0-0		NEUTRAL		0-0-0		0-0-0		0-0-0								
RPI	S	Opponent		Score		RPI	S	Opponent		Score		RPI	S	Opponent		Score				
2	H	North Carolina		1	3	35	H	Wake Forest		5	1	58	A	Ohio St.		9	2			
2	H	North Carolina		5	4	35	H	Wake Forest		6	8	58	A	Ohio St.		2	3			
2	H	North Carolina		9	8	35	H	Wake Forest		8	1	67	A	Duke		0	2			
3	H	Virginia		2	7	41	H	Coastal Caro.		4	2	67	A	Duke		0	3			
3	H	Virginia		3	2	41	H	Coastal Caro.		4	7	67	A	Duke		2	1			
3	H	Virginia		2	1	41	H	Coastal Caro.		8	12	72	H	Rutgers		13	1			
5	A	Florida St.		6	8							72	H	Rutgers		11	2			
5	A	Florida St.		3	11							72	H	Rutgers		12	0			
5	A	Florida St.		10	0							78	H	Citadel		5	4			
7	H	North Carolina St.		2	6															
7	H	North Carolina St.		7	8															
7	H	North Carolina St.		4	13															
12	A	Clemson		3	11															
12	A	Clemson		3	4															
12	A	Clemson		14	9															
13	A	Virginia Tech		2	6															
13	A	Virginia Tech		11	1															
13	A	Virginia Tech		14	9															
24	A	Mercer		1	10															
24	H	Mercer		16	9															
LAST 10 GAMES																				
		2 H North Carolina		9	8			41 H Coastal Caro.		8	12									
		2 H North Carolina		1	3			41 H Coastal Caro.		4	7									
		2 H North Carolina		5	4			41 H Coastal Caro.		4	2									
		58 A Ohio St.		2	3			12 A Clemson		14	9									
		58 A Ohio St.		9	2			12 A Clemson		3	4									



Average RPI Win: 112		WON-LOST	WINNING	LAST 10	STRENGTH OF		OPP. STRENGTH	TEAM	ADJ	CONF.	ADJ CONF.
Average RPI Loss: 36		RECORD	PCT. RANK	GAMES	SCHEDULE		OF SCHEDULE	RPI	RPI	RPI	RPI
DIV. I ONLY		35-17-0	.67308	40	5-5-0		26	17	19	.58146	19
DIV. I NON-CONF.		21-3-0	.875	8	1-0-0		139	114	12	.59569	12
TOTALS		RPI 1-25	RPI 26-50		W-L RECORDS		RPI 51-100		RPI 101-150		RPI 150+
35-17-0		3-7-0	8-7-0		OVERALL		5-2-0		12-1-0		7-0-0
22-9-0		2-4-0	5-4-0		HOME		2-1-0		8-0-0		5-0-0
13-6-0		1-2-0	3-3-0		AWAY		3-1-0		4-0-0		2-0-0
0-2-0		0-1-0	0-0-0		NEUTRAL		0-0-0		0-1-0		0-0-0
21-3-0		0-0-0	0-0-0		NON-CONFERENCE		2-2-0		12-1-0		7-0-0
15-1-0		0-0-0	0-0-0		HOME		2-1-0		8-0-0		5-0-0
6-1-0		0-0-0	0-0-		AWAY		0-1-0		4-0-0		2-0-0
0-1-0		0-0-0	0-0-0		NEUTRAL		0-0-0		0-1-0		0-0-0
14-14-0		3-7-0	8-7-0		CONFERENCE		3-0-0		0-0-0		0-0-0
7-8-0		2-4-0	5-4-0		HOME		0-0-0		0-0-0		0-0-0
7-5-0		1-2-0	3-3-0		AWAY		3-0-0		0-0-0		0-0-0
0-1-0		0-1-0	0-0-0		NEUTRAL		0-0-0		0-0-0		0-0-0
RPI S	Opponent	Score	RPI S	Opponent	Score	RPI S	Opponent	Score	RPI S	Opponent	Score
1 H	Vanderbilt	1 2	28 A	Auburn	5 8	70 H	Southeastern La.	6 2	102 H	TCU	1 0
1 H	Vanderbilt	6 7	28 A	Auburn	6 1	70 H	Southeastern La.	2 0	102 H	TCU	5 2
1 H	Vanderbilt	1 3	28 A	Auburn	4 5	85 A	Memphis	0 4	102 H	TCU	5 2
10 H	Mississippi St.	3 0	31 H	Kentucky	4 5	85 H	Memphis	3 4	104 H	Saint Louis	8 7
10 H	Mississippi St.	6 7	31 H	Kentucky	11 5	98 A	Tennessee	4 3	116 N	Southern Miss.	1 2
10 H	Mississippi St.	10 8	31 H	Kentucky	2 3	98 A	Tennessee	5 0	137 A	Arkansas St.	11 1
10 N	Mississippi St.	1 5	43 H	Alabama	6 0	98 A	Tennessee	6 4	137 H	Arkansas St.	10 4
23 A	Florida	0 4	43 H	Alabama	5 2				141 A	FIU	8 1
23 A	Florida	0 7	43 H	Alabama	4 3				141 A	FIU	8 3
23 A	Florida	4 3	44 A	Arkansas	6 4				141 A	FIU	11 9
			44 A	Arkansas	1 10				148 H	Rhode Island	5 3
			44 A	Arkansas	7 1				148 H	Rhode Island	8 1
			49 H	Texas A&M	1 2				148 H	Rhode Island	1 0
			49 H	Texas A&M	8 2				202 A	La.-Monroe	10 4
			49 H	Texas A&M	6 10				202 A	La.-Monroe	8 3
									203 H	Lipscomb	9 8
									203 H	Lipscomb	10 1
									203 H	Lipscomb	8 5
									260 H	Ark.-Pine Bluff	7 2
									287 H	UT Martin	15 2
			LAST 10 GAMES								
			10 H	Mississippi St.	6 7	28 A	Auburn	6 1			
			10 H	Mississippi St.	10 8	104 H	Saint Louis	8 7			
			10 H	Mississippi St.	3 0	31 H	Kentucky	4 5			
			28 A	Auburn	4 5	31 H	Kentucky	11 5			
			28 A	Auburn	5 8	31 H	Kentucky	2 3			

Non-Div. I Games:

Ole Miss



Average RPI Win: 77		WON-LOST	WINNING	LAST 10	STRENGTH OF	OPP. STRENGTH	TEAM	ADJ	CONF.	ADJ CONF.		
Average RPI Loss: 44		RECORD	PCT. RANK	GAMES	SCHEDULE	OF SCHEDULE	RPI	RPI	RPI	RPI		
DIV. I ONLY		31-20-0	.60784	68	6-4-0	5	3	20	.58136	20	1	1
DIV. I NON-CONF.		19-5-0	.79167	22	4-0-0	37	20	14	.59251	14	1	1
<hr/>												
TOTALS		RPI 1-25	RPI 26-50		W-L RECORDS		RPI 51-100		RPI 101-150		RPI 150+	
31-20-0		8-10-0	5-4-0		OVERALL		6-4-0		7-0-0		5-2-0	
23-9-0		5-4-0	1-1-0		HOME		6-4-0		7-0-0		4-0-0	
8-11-0		3-6-0	4-3-0		AWAY		0-0-0		0-0-0		1-2-0	
0-0-0		0-0-0	0-0-0		NEUTRAL		0-0-0		0-0-0		0-0-0	
19-5-0		1-2-0	2-1-0		NON-CONFERENCE		5-2-0		7-0-0		4-0-0	
17-3-0		0-0-0	1-1-0		HOME		5-2-0		7-0-0		4-0-0	
2-2-0		1-2-0	1-0-		AWAY		0-0-0		0-0-0		0-0-0	
0-0-0		0-0-0	0-0-0		NEUTRAL		0-0-0		0-0-0		0-0-0	
12-15-0		7-8-0	3-3-0		CONFERENCE		1-2-0		0-0-0		1-2-0	
6-6-0		5-4-0	0-0-0		HOME		1-2-0		0-0-0		0-0-0	
6-9-0		2-4-0	3-3-0		AWAY		0-0-0		0-0-0		1-2-0	
0-0-0		0-0-0	0-0-0		NEUTRAL		0-0-0		0-0-0		0-0-0	
RPI	S	Opponent	Score	RPI	S	Opponent	Score	RPI	S	Opponent	Score	
2	A	North Carolina	1 4	26	A	Maryland	2 7	67	H	Duke	2 9	106 H Columbia 6 4
2	A	North Carolina	2 14	26	A	Maryland	5 3	67	H	Duke	5 3	106 H Columbia 9 6
2	A	North Carolina	4 1	26	A	Maryland	1 0	67	H	Duke	2 4	120 H UCF 5 0
3	A	Virginia	4 3	35	A	Wake Forest	4 5	72	H	Rutgers	7 0	122 H Milwaukee 7 6
3	A	Virginia	4 15	35	A	Wake Forest	3 9	72	H	Rutgers	5 4	122 H Milwaukee 6 1
3	A	Virginia	1 8	35	A	Wake Forest	8 3	72	H	Rutgers	4 1	122 H Milwaukee 6 1
5	H	Florida St.	2 4	47	A	Fla. Atlantic	5 4	88	H	Illinois St.	9 2	150 H Maine 6 2
5	H	Florida St.	1 5	47	H	Fla. Atlantic	6 4	88	H	Illinois St.	6 17	155 H St. John's (NY) 6 4
5	H	Florida St.	6 0	47	H	Fla. Atlantic	1 6	90	H	Bethune-Cookman	6 1	155 H St. John's (NY) 12 3
12	H	Clemson	7 0					90	H	Bethune-Cookman	3 5	155 H St. John's (NY) 4 2
12	H	Clemson	2 1									166 A Boston College 0 1
12	H	Clemson	0 1									166 A Boston College 5 0
13	H	Virginia Tech	2 0									166 A Boston College 2 3
13	H	Virginia Tech	11 9									176 H Stetson 8 2
13	H	Virginia Tech	5 8									
23	A	Florida	4 6									
23	A	Florida	3 2									
23	A	Florida	3 6									
<hr/>												
LAST 10 GAMES												
		35 A Wake Forest	3 9			155 H St. John's (NY)	12 3					
		35 A Wake Forest	4 5			166 A Boston College	2 3					
		35 A Wake Forest	8 3			166 A Boston College	5 0					
		155 H St. John's (NY)	6 4			166 A Boston College	0 1					
		155 H St. John's (NY)	4 2			47 H Fla. Atlantic	6 4					

Non-Div. I Games: St. Thomas (FL) 5 4 Barry 5 1

Miami (FL)



L  
o  
u  
i  
s  
v  
i  
l  
l  
e

Louisville



Average RPI Win: 110		WON-LOST	WINNING	LAST 10	STRENGTH OF		OPP. STRENGTH	TEAM	ADJ	CONF.	ADJ CONF.
Average RPI Loss: 79		RECORD	PCT. RANK	GAMES	SCHEDULE		OF SCHEDULE	RPI	RPI	RPI	RPI
DIV. I ONLY		37-15-0	.71154	23	8-2-0		65	39	22	.57681	22
DIV. I NON-CONF.		23-8-0	.74194	39	1-0-0		118	62	32	.56306	32
TOTALS		RPI 1-25	RPI 26-50		W-L RECORDS		RPI 51-100		RPI 101-150		RPI 150+
37-15-0		0-0-0	7-5-0		OVERALL		14-6-0		6-2-0		10-2-0
22-6-0		0-0-0	3-2-0		HOME		8-1-0		4-2-0		7-1-0
12-8-0		0-0-0	3-3-0		AWAY		6-4-0		1-0-0		2-1-0
3-1-0		0-0-0	1-0-0		NEUTRAL		0-1-0		1-0-0		1-0-0
23-8-0		0-0-0	6-3-0		NON-CONFERENCE		3-2-0		4-1-0		10-2-0
15-4-0		0-0-0	3-2-0		HOME		3-0-0		2-1-0		7-1-0
5-3-0		0-0-0	2-0-		AWAY		0-1-0		1-0-0		2-1-0
3-1-0		0-0-0	1-0-0		NEUTRAL		0-1-0		1-0-0		1-0-0
14-7-0		0-0-0	1-2-0		CONFERENCE		11-4-0		2-1-0		0-0-0
7-2-0		0-0-0	0-0-0		HOME		5-1-0		2-1-0		0-0-0
7-5-0		0-0-0	1-2-0		AWAY		6-3-0		0-0-0		0-0-0
0-0-0		0-0-0	0-0-0		NEUTRAL		0-0-0		0-0-0		0-0-0
RPI S	Opponent	Score	RPI S	Opponent	Score	RPI S	Opponent	Score	RPI S	Opponent	Score
			30 A	Nebraska	13 10	53 A	Kansas	9 6	102 H	TCU	2 1
			30 H	Nebraska	10 8	53 A	Kansas	4 3	102 H	TCU	6 1
			30 H	Nebraska	9 1	53 A	Kansas	7 3	102 H	TCU	2 5
			31 N	Kentucky	7 5	59 A	Baylor	8 10	124 N	High Point	5 1
			32 H	Cal Poly	2 6	59 A	Baylor	6 7	126 H	Minnesota	3 8
			32 H	Cal Poly	10 4	59 A	Baylor	3 2	126 H	Minnesota	4 3
			32 H	Cal Poly	10 13	68 A	Texas	3 6	129 A	Wichita St.	4 1
			33 A	Oklahoma St.	2 9	68 A	Texas	3 2	129 H	Wichita St.	7 6
			33 A	Oklahoma St.	3 2	68 A	Texas	9 3	151 A	Iowa	1 6
			33 A	Oklahoma St.	6 7	78 A	Citadel	8 10	151 A	Iowa	5 3
			41 A	Coastal Caro.	1 2	84 N	Elon	3 4	151 A	Iowa	11 4
			48 A	Creighton	6 3	86 H	West Virginia	2 13	199 H	Neb. Omaha	3 2
						86 H	West Virginia	4 3	205 H	Northern Colo.	0 3
						86 H	West Virginia	6 5	205 H	Northern Colo.	11 0
						89 H	Texas Tech	12 2	213 H	Niagara	10 2
						89 H	Texas Tech	6 5	213 H	Niagara	10 1
						89 H	Texas Tech	15 2	227 N	George Mason	7 6
						90 H	Bethune-Cookman	9 2	236 H	Oakland	9 2
						90 H	Bethune-Cookman	12 0	236 H	Oakland	13 3
						90 H	Bethune-Cookman	6 3	236 H	Oakland	4 2
LAST 10 GAMES											
			53 A	Kansas	7 3	68 A	Texas	3 2			
			53 A	Kansas	9 6	48 A	Creighton	6 3			
			53 A	Kansas	4 3	102 H	TCU	2 5			
			68 A	Texas	9 3	102 H	TCU	2 1			
			68 A	Texas	3 6	102 H	TCU	6 1			

Non-Div. I Games:

Kansas St.



## Florida

Average RPI Win: 70		WON-LOST	WINNING	LAST 10	STRENGTH OF		OPP. STRENGTH	TEAM	ADJ	CONF.	ADJ CONF.
Average RPI Loss: 37		RECORD	PCT. RANK	GAMES	SCHEDULE		OF SCHEDULE	RPI	RPI	RPI	RPI
DIV. I ONLY		28-25-0	.5283	133	4-6-0		1	4	23	.5719	23
DIV. I NON-CONF.		15-11-0	.57692	93	2-0-0		4	10	38	.55989	38
TOTALS		RPI 1-25	RPI 26-50		W-L RECORDS		RPI 51-100		RPI 101-150		RPI 150+
28-25-0		11-13-0	3-4-0		OVERALL		7-6-0		4-2-0		3-0-0
20-16-0		8-5-0	3-4-0		HOME		6-6-0		1-1-0		2-0-0
8-8-0		3-7-0	0-0-0		AWAY		1-0-0		3-1-0		1-0-0
0-1-0		0-1-0	0-0-0		NEUTRAL		0-0-0		0-0-0		0-0-0
15-11-0		4-5-0	1-0-0		NON-CONFERENCE		5-5-0		2-1-0		3-0-0
11-10-0		3-4-0	1-0-0		HOME		4-5-0		1-1-0		2-0-0
4-0-0		1-0-0	0-0-		AWAY		1-0-0		1-0-0		1-0-0
0-1-0		0-1-0	0-0-0		NEUTRAL		0-0-0		0-0-0		0-0-0
13-14-0		7-8-0	2-4-0		CONFERENCE		2-1-0		2-1-0		0-0-0
9-6-0		5-1-0	2-4-0		HOME		2-1-0		0-0-0		0-0-0
4-8-0		2-7-0	0-0-0		AWAY		0-0-0		2-1-0		0-0-0
0-0-0		0-0-0	0-0-0		NEUTRAL		0-0-0		0-0-0		0-0-0
RPI S	Opponent	Score	RPI S	Opponent	Score	RPI S	Opponent	Score	RPI S	Opponent	Score
1 A	Vanderbilt	1 6	28 H	Auburn	1 4	60 H	North Florida	6 7	119 H	Ga. Southern	7 8
1 A	Vanderbilt	4 5	28 H	Auburn	4 7	60 H	North Florida	9 4	120 A	UCF	5 3
1 A	Vanderbilt	7 1	28 H	Auburn	5 4	65 H	South Fla.	12 1	120 H	UCF	5 3
4 A	LSU	2 3	31 H	Kentucky	4 1	66 A	FGCU	5 3	146 A	Missouri	8 6
4 A	LSU	0 5	31 H	Kentucky	5 11	66 H	FGCU	2 8	146 A	Missouri	4 3
4 A	LSU	6 18	31 H	Kentucky	2 6	66 H	FGCU	3 8	146 A	Missouri	2 8
5 A	Florida St.	4 3	47 H	Fla. Atlantic	7 1	66 H	FGCU	4 7	198 A	Jacksonville	8 5
5 H	Florida St.	1 4				67 H	Duke	4 2	198 H	Jacksonville	7 6
5 N	Florida St.	1 2				67 H	Duke	16 5	275 H	Florida A&M	22 1
10 A	Mississippi St.	8 3				67 H	Duke	3 4			
10 A	Mississippi St.	0 2				98 H	Tennessee	7 2			
10 A	Mississippi St.	3 7				98 H	Tennessee	2 4			
11 H	South Carolina	14 5				98 H	Tennessee	3 2			
11 H	South Carolina	3 2									
11 H	South Carolina	4 3									
15 H	Indiana	1 4									
15 H	Indiana	6 4									
15 H	Indiana	4 7									
19 H	Ole Miss	4 0									
19 H	Ole Miss	7 0									
19 H	Ole Miss	3 4									
20 H	Miami (FL)	6 4	LAST 10 GAMES			4 A	LSU	6 18			
20 H	Miami (FL)	2 3	28 H	Auburn	1 4	4 A	LSU	0 5			
20 H	Miami (FL)	6 3	28 H	Auburn	5 4	4 A	LSU	2 3			
			28 H	Auburn	4 7	4 A	LSU	2 3			
			47 H	Fla. Atlantic	7 1	98 H	Tennessee	2 4			
			275 H	Florida A&M	22 1	98 H	Tennessee	3 2			

Non-Div. I Games:

Florida



**Non-Div. I Games:**

**Mercer**



RPI	S	Opponent	Score	
203	H	Lipscomb	7	4
203	H	Lipscomb	4	8
208	A	USC Upstate	8	7
208	A	USC Upstate	7	3
208	A	USC Upstate	12	5
244	A	Alabama St.	0	4
244	H	Alabama St.	10	2
275	A	Florida A&M	7	6
275	A	Florida A&M	5	11
275	H	Florida A&M	11	1
275	H	Florida A&M	18	3

Mercer

M  
e  
r  
c  
e  
r

M  
e  
r  
c  
e  
r



Average RPI Win:		134	WON-LOST RECORD		WINNING PCT. RANK	LAST 10 GAMES	STRENGTH OF SCHEDULE		OPP. STRENGTH OF SCHEDULE	TEAM RPI	ADJ RPI	CONF. RPI	ADJ CONF. RPI						
Average RPI Loss:		92																	
DIV. I ONLY			36-16-0		.69231	30	5-5-0		52	78	25	.56644	25	9	9				
DIV. I NON-CONF.			19-10-0		.65517	61	0-1-0		53	43	54	.5499	53	8	8				
TOTALS		RPI 1-25		RPI 26-50		W-L RECORDS		RPI 51-100		RPI 101-150		RPI 150+							
36-16-0		1-5-0		3-2-0		OVERALL		9-2-0		12-3-0		11-4-0							
25-9-0		0-4-0		3-2-0		HOME		7-1-0		8-1-0		7-1-0							
11-7-0		1-1-0		0-0-0		AWAY		2-1-0		4-2-0		4-3-0							
0-0-0		0-0-0		0-0-0		NEUTRAL		0-0-0		0-0-0		0-0-0							
19-10-0		1-5-0		1-1-0		NON-CONFERENCE		7-1-0		3-0-0		7-3-0							
16-6-0		0-4-0		1-1-0		HOME		5-0-0		3-0-0		7-1-0							
3-4-0		1-1-0		0-0-		AWAY		2-1-0		0-0-0		0-2-0							
0-0-0		0-0-0		0-0-0		NEUTRAL		0-0-0		0-0-0		0-0-0							
17-6-0		0-0-0		2-1-0		CONFERENCE		2-1-0		9-3-0		4-1-0							
9-3-0		0-0-0		2-1-0		HOME		2-1-0		5-1-0		0-0-0							
8-3-0		0-0-0		0-0-0		AWAY		0-0-0		4-2-0		4-1-0							
0-0-0		0-0-0		0-0-0		NEUTRAL		0-0-0		0-0-0		0-0-0							
RPI	S	Opponent		Score		RPI	S	Opponent		Score		RPI	S	Opponent		Score			
2	A	North Carolina		9	8	40	H	William & Mary		7	2	73	H	Delaware		7	11		
2	H	North Carolina		0	10	40	H	William & Mary		1	5	73	H	Delaware		4	2		
7	A	North Carolina St.		2	7	40	H	William & Mary		11	4	73	H	Delaware		3	2		
7	H	North Carolina St.		6	10	41	H	Coastal Caro.		13	7	74	A	East Carolina		7	2		
13	H	Virginia Tech		0	9	50	H	San Diego		0	2	74	H	East Carolina		10	3		
13	H	Virginia Tech		2	7							81	A	Col. of Charleston		5	6		
												81	H	Col. of Charleston		7	2		
												84	A	Elon		8	5		
												84	H	Elon		7	3		
												97	H	Kent St.		13	8		
												97	H	Kent St.		7	6		
														111		A	Old Dominion	8	1
														111		A	Old Dominion	1	0
														111		A	Old Dominion	6	3
														117		A	Towson	5	8
														117		A	Towson	5	9
														117		A	Towson	10	5
														123		H	Northeastern	0	1
														123		H	Northeastern	9	5
														123		H	Northeastern	7	6
														143		H	VCU	3	2
														143		H	VCU	9	3
														143		H	VCU	7	2
														145		H	Georgia St.	12	1
														145		H	Georgia St.	9	0
														145		H	Georgia St.	12	11
														158		A	James Madison	9	1
														158		A	James Madison	5	17
														173		H	Gardner-Webb	7	6
														182		A	Charleston So.	6	7
														182		H	Charleston So.	10	3
														212		A	Davidson	1	2
														212		H	Davidson	15	2
														212		H	Davidson	4	1
														226		H	Stony Brook	3	2
														227		A	George Mason	8	3
														227		A	George Mason	4	2
														227		A	George Mason	10	2
LAST 10 GAMES																			
40	H	William & Mary		11	4	123	H	Northeastern		0	1	212	H	Davidson		4	1		
40	H	William & Mary		1	5	123	H	Northeastern		7	6	226	H	Stony Brook		3	2		
40	H	William & Mary		7	2	117	A	Towson		5	8	227	A	George Mason		8	3		
7	A	North Carolina St.		2	7	117	A	Towson		5	9	227	A	George Mason		4	2		
123	H	Northeastern		9	5	117	A	Towson		10	5	227	A	George Mason		10	2		

Non-Div. I Games:

UNC Wilmington



RPI	S	Opponent	Score	
274	H	Lehigh	1	4
274	H	Lehigh	6	1
274	H	Lehigh	15	0

UNC Wilmington

U  
N  
C  
W  
i  
l  
m  
i  
n  
g  
t  
o  
n

U  
N  
C  
W  
i  
l  
m  
i  
n  
g  
t  
o  
n



Average RPI Win: 123		WON-LOST RECORD		WINNING PCT. RANK		LAST 10 GAMES		STRENGTH OF SCHEDULE		OPP. STRENGTH OF SCHEDULE		TEAM RPI		ADJ RPI		CONF. RPI		ADJ CONF. RPI	
DIV. I ONLY		28-24-0		.53846 122		6-4-0		8		19		26		.56338 26		1		1	
DIV. I NON-CONF.		19-6-0		.76 31		3-1-0		196		122		55		.54959 54		1		1	
TOTALS		RPI 1-25		RPI 26-50		W-L RECORDS		RPI 51-100		RPI 101-150		RPI 150+							
28-24-0		6-18-0		1-2-0		OVERALL		4-1-0		5-1-0		12-2-0							
18-11-0		3-6-0		1-2-0		HOME		1-0-0		3-1-0		10-2-0							
10-13-0		3-12-0		0-0-0		AWAY		3-1-0		2-0-0		2-0-0							
0-0-0		0-0-0		0-0-0		NEUTRAL		0-0-0		0-0-0		0-0-0							
19-6-0		0-3-0		0-0-0		NON-CONFERENCE		2-0-0		5-1-0		12-2-0							
14-3-0		0-0-0		0-0-0		HOME		1-0-0		3-1-0		10-2-0							
5-3-0		0-3-0		0-0-		AWAY		1-0-0		2-0-0		2-0-0							
0-0-0		0-0-0		0-0-0		NEUTRAL		0-0-0		0-0-0		0-0-0							
9-18-0		6-15-0		1-2-0		CONFERENCE		2-1-0		0-0-0		0-0-0							
4-8-0		3-6-0		1-2-0		HOME		0-0-0		0-0-0		0-0-0							
5-10-0		3-9-0		0-0-0		AWAY		2-1-0		0-0-0		0-0-0							
0-0-0		0-0-0		0-0-0		NEUTRAL		0-0-0		0-0-0		0-0-0							
RPI	S	Opponent		Score		RPI	S	Opponent		Score		RPI	S	Opponent		Score			
2	A	North Carolina		4 12		35	H	Wake Forest		5 4		67	A	Duke		9 11			
2	A	North Carolina		3 5		35	H	Wake Forest		4 7		67	A	Duke		4 1			
2	A	North Carolina		4 8		35	H	Wake Forest		7 8		67	A	Duke		1 0			
3	A	Virginia		6 7								76	A	Liberty		4 2			
3	A	Virginia		0 5								76	H	Liberty		5 3			
3	A	Virginia		4 2															
4	A	LSU		0 1															
4	A	LSU		1 5															
4	A	LSU		3 14															
5	H	Florida St.		5 3															
5	H	Florida St.		6 7															
5	H	Florida St.		3 4															
7	A	North Carolina St.		3 2															
7	A	North Carolina St.		2 3															
7	A	North Carolina St.		4 9															
12	A	Clemson		5 9															
12	A	Clemson		7 2															
12	A	Clemson		2 3															
13	H	Virginia Tech		0 11															
13	H	Virginia Tech		10 9															
13	H	Virginia Tech		2 3															
20	H	Miami (FL)		3 5		LAST 10 GAMES													
20	H	Miami (FL)		0 1		143	H	VCU		7 9		117	H	Towson		11 3			
20	H	Miami (FL)		7 2		12	A	Clemson		2 3		67	A	Duke		4 1			
						12	A	Clemson		5 9		67	A	Duke		9 11			
						12	A	Clemson		7 2		67	A	Duke		1 0			
						76	A	Liberty		4 2		117	A	Towson		16 15			

Non-Div. I Games:

Maryland



Average RPI Win: 144		WON-LOST	WINNING	LAST 10	STRENGTH OF		OPP. STRENGTH	TEAM	ADJ	CONF.	ADJ CONF.
Average RPI Loss: 87		RECORD	PCT. RANK	GAMES	SCHEDULE		OF SCHEDULE	RPI	RPI	RPI	RPI
DIV. I ONLY		35-17-0	.67308	40	6-4-0		57	85	27	.56309	27
DIV. I NON-CONF.		19-6-0	.76	31	0-1-0		78	171	24	.57232	24
TOTALS		RPI 1-25	RPI 26-50		W-L RECORDS		RPI 51-100		RPI 101-150		RPI 150+
35-17-0		1-3-0	4-2-0		OVERALL		2-4-0		13-6-0		15-2-0
25-7-0		1-3-0	4-2-0		HOME		1-0-0		6-1-0		13-1-0
10-10-0		0-0-0	0-0-0		AWAY		1-4-0		7-5-0		2-1-0
0-0-0		0-0-0	0-0-0		NEUTRAL		0-0-0		0-0-0		0-0-0
19-6-0		0-1-0	0-0-0		NON-CONFERENCE		2-1-0		5-2-0		12-2-0
14-3-0		0-1-0	0-0-0		HOME		1-0-0		3-1-0		10-1-0
5-3-0		0-0-0	0-0-		AWAY		1-1-0		2-1-0		2-1-0
0-0-0		0-0-0	0-0-0		NEUTRAL		0-0-0		0-0-0		0-0-0
16-11-0		1-2-0	4-2-0		CONFERENCE		0-3-0		8-4-0		3-0-0
11-4-0		1-2-0	4-2-0		HOME		0-0-0		3-0-0		3-0-0
5-7-0		0-0-0	0-0-0		AWAY		0-3-0		5-4-0		0-0-0
0-0-0		0-0-0	0-0-0		NEUTRAL		0-0-0		0-0-0		0-0-0
RPI S	Opponent	Score	RPI S	Opponent	Score	RPI S	Opponent	Score	RPI S	Opponent	Score
4 H	LSU	2 11	39 H	Troy	7 6	54 A	Middle Tenn.	5 12	114 H	Tulane	5 7
14 H	South Ala.	5 9	39 H	Troy	9 2	54 A	Middle Tenn.	5 7	116 A	Southern Miss.	9 1
14 H	South Ala.	17 7	39 H	Troy	4 10	54 A	Middle Tenn.	3 9	116 A	Southern Miss.	13 4
14 H	South Ala.	6 9	47 H	Fla. Atlantic	5 3	62 A	Houston	4 6	116 A	Southern Miss.	2 9
			47 H	Fla. Atlantic	4 5	70 A	Southeastern La.	9 6	136 A	Western Ky.	9 10
			47 H	Fla. Atlantic	12 2	70 H	Southeastern La.	6 3	136 A	Western Ky.	8 6
									136 A	Western Ky.	0 3
									137 H	Arkansas St.	11 4
									137 H	Arkansas St.	8 1
									137 H	Arkansas St.	14 6
									138 H	UTSA	2 1
									138 H	UTSA	18 6
									138 H	UTSA	9 6
									141 A	FIU	9 1
									141 A	FIU	6 7
									141 A	FIU	14 4
									142 A	UALR	2 7
									142 A	UALR	9 2
									142 A	UALR	15 10
									160 A	Nicholls St.	3 4
									160 H	Nicholls St.	5 1
									164 H	Sacred Heart	8 2
									164 H	Sacred Heart	4 2
									164 H	Sacred Heart	4 3
									190 H	Central Mich.	2 10
									190 H	Central Mich.	5 4
									190 H	Central Mich.	12 6
LAST 10 GAMES			LAST 10 GAMES			LAST 10 GAMES			LAST 10 GAMES		
			14 H	South Ala.	17 7	137 H	Arkansas St.	11 4			
			14 H	South Ala.	5 9	62 A	Houston	4 6			
			14 H	South Ala.	6 9	141 A	FIU	14 4			
			137 H	Arkansas St.	8 1	141 A	FIU	9 1			
			137 H	Arkansas St.	14 6	141 A	FIU	6 7			

Non-Div. I Games:

La.-Lafayette



RPI	S	Opponent	Score	
190	H	Central Mich.	5	3
202	H	La.-Monroe	3	2
202	H	La.-Monroe	5	2
202	H	La.-Monroe	9	2
210	A	McNeese St.	11	9
210	H	McNeese St.	8	5
217	A	Northwestern St.	12	0
217	H	Northwestern St.	12	3
268	H	Southern U.	11	6

La.-Lafayette

L  
a  
.  
-  
L  
a  
f  
a  
y  
e  
t  
t  
e

L  
a  
.  
-  
L  
a  
f  
a  
y  
e  
t  
t  
e



Average RPI Win:	133	WON-LOST RECORD	WINNING PCT. RANK	LAST 10 GAMES	STRENGTH OF SCHEDULE	OPP. STRENGTH OF SCHEDULE	TEAM RPI	ADJ RPI	CONF. RPI	ADJ CONF. RPI	
DIV. I ONLY		31-20-0	.60784 68	6-4-0	38	25	28	.55893 28	2	2	
DIV. I NON-CONF.		19-4-0	.82609 16	2-0-0	168	196	33	.56291 33	2	2	
<hr/>											
TOTALS	RPI 1-25	RPI 26-50		W-L RECORDS	RPI 51-100		RPI 101-150		RPI 150+		
31-20-0	5-10-0	4-4-0		OVERALL	2-1-0		9-4-0		11-1-0		
20-10-0	2-4-0	1-2-0		HOME	1-1-0		6-2-0		10-1-0		
9-10-0	3-6-0	2-2-0		AWAY	1-0-0		2-2-0		1-0-0		
2-0-0	0-0-0	1-0-0		NEUTRAL	0-0-0		1-0-0		0-0-0		
19-4-0	0-0-0	0-1-0		NON-CONFERENCE	2-1-0		6-1-0		11-1-0		
15-3-0	0-0-0	0-0-0		HOME	1-1-0		4-1-0		10-1-0		
3-1-0	0-0-0	0-0-		AWAY	1-0-0		1-0-0		1-0-0		
1-0-0	0-0-0	0-0-0		NEUTRAL	0-0-0		1-0-0		0-0-0		
12-16-0	5-10-0	4-3-0		CONFERENCE	0-0-0		3-3-0		0-0-0		
5-7-0	2-4-0	1-2-0		HOME	0-0-0		2-1-0		0-0-0		
6-9-0	3-6-0	2-1-0		AWAY	0-0-0		1-2-0		0-0-0		
1-0-0	0-0-0	1-0-0		NEUTRAL	0-0-0		0-0-0		0-0-0		
RPI S	Opponent	Score	RPI S	Opponent	Score	RPI S	Opponent	Score	RPI S	Opponent	Score
1 H	Vanderbilt	2 5	39 A	Troy	2 11	54 H	Middle Tenn.	1 2	116 N	Southern Miss.	4 3
1 H	Vanderbilt	1 8	43 H	Alabama	6 3	81 H	Col. of Charleston	5 1	127 A	Kennesaw St.	8 3
1 H	Vanderbilt	6 8	43 H	Alabama	0 2	100 A	Jacksonville St.	12 8	127 H	Kennesaw St.	2 9
4 A	LSU	4 9	43 H	Alabama	2 6				133 H	Georgia	1 7
4 A	LSU	1 5	43 N	Alabama	6 3				133 H	Georgia	8 4
4 A	LSU	2 8	49 A	Texas A&M	10 5				133 H	Georgia	4 3
10 A	Mississippi St.	3 6	49 A	Texas A&M	1 4				146 A	Missouri	1 4
10 A	Mississippi St.	3 1	49 A	Texas A&M	6 4				146 A	Missouri	1 3
10 A	Mississippi St.	0 6							146 A	Missouri	3 1
19 H	Ole Miss	1 6							150 H	Maine	8 4
19 H	Ole Miss	8 5							150 H	Maine	4 3
19 H	Ole Miss	5 4							150 H	Maine	12 3
23 A	Florida	7 4							150 H	Maine	3 2
23 A	Florida	4 5							161 H	Indiana St.	6 5
23 A	Florida	4 1							168 H	Eastern Ill.	14 7
									168 H	Eastern Ill.	10 11
									168 H	Eastern Ill.	8 2
									170 A	Samford	6 2
									170 H	Samford	9 3
									228 H	Wofford	7 4
									244 H	Alabama St.	10 2
									244 H	Alabama St.	2 1
									282 H	Brown	6 0
									282 H	Brown	9 4
									282 H	Brown	6 3
<hr/>											
			LAST 10 GAMES								
			23 A	Florida	4 1	19 H	Ole Miss	5 4	282 H	Brown	6 0
			23 A	Florida	4 5	19 H	Ole Miss	8 5	282 H	Brown	9 4
			23 A	Florida	7 4	19 H	Ole Miss	1 6	282 H	Brown	6 3
			170 H	Samford	9 3	146 A	Missouri	1 4			
			100 A	Jacksonville St.	12 8	146 A	Missouri	1 3			



Average RPI Win:	170	WON-LOST RECORD	WINNING PCT. RANK	LAST 10 GAMES	STRENGTH OF SCHEDULE	OPP. STRENGTH OF SCHEDULE	TEAM RPI	ADJ RPI	CONF. RPI	ADJ CONF. RPI					
DIV. I ONLY		43-9-0	.82692	7	9-1-0	229	122	29	.55832	29	13	13			
DIV. I NON-CONF.		24-4-0	.85714	10	3-0-0	267	179	52	.55072	51	14	14			
<hr/>															
TOTALS	RPI 1-25	RPI 26-50		W-L RECORDS		RPI 51-100		RPI 101-150		RPI 150+					
43-9-0	0-1-0	0-0-0		OVERALL		9-0-0		9-3-0		25-5-0					
28-5-0	0-0-0	0-0-0		HOME		5-0-0		4-2-0		19-3-0					
14-4-0	0-1-0	0-0-0		AWAY		3-0-0		5-1-0		6-2-0					
1-0-0	0-0-0	0-0-0		NEUTRAL		1-0-0		0-0-0		0-0-0					
<hr/>															
24-4-0	0-1-0	0-0-0		NON-CONFERENCE		6-0-0		3-0-0		15-3-0					
19-2-0	0-0-0	0-0-0		HOME		2-0-0		3-0-0		14-2-0					
4-2-0	0-1-0	0-0-		AWAY		3-0-0		0-0-0		1-1-0					
1-0-0	0-0-0	0-0-0		NEUTRAL		1-0-0		0-0-0		0-0-0					
<hr/>															
19-5-0	0-0-0	0-0-0		CONFERENCE		3-0-0		6-3-0		10-2-0					
9-3-0	0-0-0	0-0-0		HOME		3-0-0		1-2-0		5-1-0					
10-2-0	0-0-0	0-0-0		AWAY		0-0-0		5-1-0		5-1-0					
0-0-0	0-0-0	0-0-0		NEUTRAL		0-0-0		0-0-0		0-0-0					
<hr/>															
RPI	S	Opponent	Score	RPI	S	Opponent	Score	RPI	S	Opponent	Score				
7	A	North Carolina St.	2 5					67	A	Duke	9 3				
								67	H	Duke	6 3				
								74	A	East Carolina	6 4				
								74	H	East Carolina	8 6				
								76	H	Liberty	8 6				
								76	H	Liberty	2 1				
								76	H	Liberty	4 2				
								81	A	Col. of Charleston	6 2				
								92	N	Appalachian St.	11 6				
											124	A	High Point	3 2	
											124	A	High Point	1 3	
											130	H	Radford	11 3	
											130	H	Radford	2 5	
											130	H	Radford	2 3	
											152	H	Longwood	1 0	
											152	H	Longwood	2 3	
											152	H	Longwood	5 2	
											173	A	Gardner-Webb	11 10	
											173	A	Gardner-Webb	0 4	
											173	A	Gardner-Webb	7 1	
											180	H	VMI	2 1	
											180	H	VMI	4 3	
											180	H	VMI	8 1	
											191	H	Eastern Mich.	6 10	
											191	H	Eastern Mich.	8 2	
											194	H	Savannah St.	1 8	
											195	A	UNC Asheville	5 4	
											195	A	UNC Asheville	4 1	
											195	A	UNC Asheville	12 8	
<hr/>															
				LAST 10 GAMES											
				76	H	Liberty	8 6	124	A	High Point	3 2	191	H	Eastern Mich.	8 2
				76	H	Liberty	4 2	124	A	High Point	1 3	194	H	Savannah St.	1 8
				76	H	Liberty	2 1	209	H	UNC Greensboro	10 7	195	A	UNC Asheville	5 4
				81	A	Col. of Charleston	6 2	250	H	N.C. Central	10 0	195	A	UNC Asheville	4 1
				124	A	High Point	7 2	180	H	VMI	8 1	195	A	UNC Asheville	12 8

Non-Div. I Games:

Campbell



RPI	S	Opponent	Score	
209	H	UNC Greensboro	10	7
220	H	Hartford	9	2
220	H	Hartford	9	1
220	H	Hartford	10	1
220	H	Hartford	18	3
250	A	N.C. Central	1	5
250	H	N.C. Central	10	0
276	A	N.C. A&T	10	2
276	H	N.C. A&T	10	2
281	H	Fairleigh Dickinson	10	4
281	H	Fairleigh Dickinson	15	3
281	H	Fairleigh Dickinson	15	5
288	H	Lafayette	7	2
288	H	Lafayette	17	6
288	H	Lafayette	8	3

Campbell

C  
a  
m  
p  
b  
e  
l  
l

C  
a  
m  
p  
b  
e  
l  
l



Average RPI Win: 119		WON-LOST	WINNING	LAST 10	STRENGTH OF		OPP. STRENGTH	TEAM	ADJ	CONF.	ADJ CONF.
Average RPI Loss: 65		RECORD	PCT. RANK	GAMES	SCHEDULE		OF SCHEDULE	RPI	RPI	RPI	RPI
DIV. I ONLY		23-26-0	.46939	178	4-6-0		2	91	30	.55752	30
DIV. I NON-CONF.		9-19-0	.32143	241	1-3-0		2	80	102	.52427	102
TOTALS		RPI 1-25	RPI 26-50		W-L RECORDS		RPI 51-100		RPI 101-150		RPI 150+
23-26-0		1-9-0	4-4-0		OVERALL		5-8-0		2-2-0		11-3-0
11-5-0		1-3-0	2-0-0		HOME		3-2-0		0-0-0		5-0-0
11-19-0		0-6-0	2-2-0		AWAY		1-6-0		2-2-0		6-3-0
1-2-0		0-0-0	0-2-0		NEUTRAL		1-0-0		0-0-0		0-0-0
9-19-0		0-7-0	2-3-0		NON-CONFERENCE		4-6-0		0-1-0		3-2-0
6-1-0		0-1-0	2-0-0		HOME		2-0-0		0-0-0		2-0-0
2-16-0		0-6-0	0-0-		AWAY		1-6-0		0-1-0		1-2-0
1-2-0		0-0-0	0-2-0		NEUTRAL		1-0-0		0-0-0		0-0-0
14-7-0		1-2-0	2-1-0		CONFERENCE		1-2-0		2-1-0		8-1-0
5-4-0		1-2-0	0-0-0		HOME		1-2-0		0-0-0		3-0-0
9-3-0		0-0-0	2-1-0		AWAY		0-0-0		2-1-0		5-1-0
0-0-0		0-0-0	0-0-0		NEUTRAL		0-0-0		0-0-0		0-0-0
RPI S	Opponent	Score	RPI S	Opponent	Score	RPI S	Opponent	Score	RPI S	Opponent	Score
9 A	Cal St. Fullerton	5 10	33 N	Oklahoma St.	0 4	58 H	Ohio St.	4 7	115 A	Southern California	3 4
9 A	Cal St. Fullerton	7 8	33 N	Oklahoma St.	3 5	58 H	Ohio St.	5 6	126 A	Minnesota	8 0
9 A	Cal St. Fullerton	4 10	37 A	Illinois	6 4	58 H	Ohio St.	11 2	126 A	Minnesota	3 4
9 A	Cal St. Fullerton	0 9	37 A	Illinois	7 8	61 H	New Mexico	3 0	126 A	Minnesota	6 0
15 H	Indiana	6 8	37 A	Illinois	9 5	61 H	New Mexico	8 5	151 A	Iowa	5 6
15 H	Indiana	2 10	44 H	Arkansas	4 2	63 A	UC Irvine	1 2	151 A	Iowa	12 8
15 H	Indiana	3 2	44 H	Arkansas	3 0	63 A	UC Irvine	0 2	151 A	Iowa	12 5
22 A	Kansas St.	1 9	48 A	Creighton	3 5	63 A	UC Irvine	4 1	165 H	Northwestern	8 5
22 A	Kansas St.	8 10				68 A	Texas	3 4	165 H	Northwestern	10 9
22 H	Kansas St.	10 13				68 A	Texas	2 8	165 H	Northwestern	8 6
						68 A	Texas	0 2	178 A	Purdue	10 2
						72 N	Rutgers	3 1	178 A	Purdue	10 4
						82 A	CSU Bakersfield	4 9	178 A	Purdue	12 2
									205 H	Northern Colo.	5 1
									205 H	Northern Colo.	10 5
									249 A	Louisiana Tech	3 2
									249 A	Louisiana Tech	0 5
									249 A	Louisiana Tech	1 2
			LAST 10 GAMES								
			126 A	Minnesota	8 0	15 H	Indiana	6 8			
			126 A	Minnesota	3 4	72 N	Rutgers	3 1			
			126 A	Minnesota	6 0	33 N	Oklahoma St.	3 5			
			15 H	Indiana	2 10	33 N	Oklahoma St.	0 4			
			15 H	Indiana	3 2	48 A	Creighton	3 5			

Non-Div. I Games:

Nebraska



Average RPI Win: 122		WON-LOST	WINNING	LAST 10	STRENGTH OF		OPP. STRENGTH	TEAM	ADJ		CONF.	ADJ CONF.			
Average RPI Loss: 40		RECORD	PCT. RANK	GAMES	SCHEDULE		OF SCHEDULE	RPI	RPI		RPI	RPI			
DIV. I ONLY		28-22-0	.56	103	4-6-0		12	21	31	.55744	31	2	2		
DIV. I NON-CONF.		18-5-0	.78261	25	1-0-0		138	125	31	.56347	31	2	2		
TOTALS		RPI 1-25	RPI 26-50		W-L RECORDS		RPI 51-100		RPI 101-150		RPI 150+				
28-22-0		7-14-0	5-3-0		OVERALL		2-2-0		3-3-0		11-0-0				
18-12-0		2-5-0	4-3-0		HOME		1-2-0		3-2-0		8-0-0				
7-9-0		5-8-0	1-0-0		AWAY		0-0-0		0-1-0		1-0-0				
3-1-0		0-1-0	0-0-0		NEUTRAL		1-0-0		0-0-0		2-0-0				
18-5-0		1-2-0	4-1-0		NON-CONFERENCE		1-0-0		1-2-0		11-0-0				
12-3-0		0-1-0	3-1-0		HOME		0-0-0		1-1-0		8-0-0				
3-1-0		1-0-0	1-0-		AWAY		0-0-0		0-1-0		1-0-0				
3-1-0		0-1-0	0-0-0		NEUTRAL		1-0-0		0-0-0		2-0-0				
10-17-0		6-12-0	1-2-0		CONFERENCE		1-2-0		2-1-0		0-0-0				
6-9-0		2-4-0	1-2-0		HOME		1-2-0		2-1-0		0-0-0				
4-8-0		4-8-0	0-0-0		AWAY		0-0-0		0-0-0		0-0-0				
0-0-0		0-0-0	0-0-0		NEUTRAL		0-0-0		0-0-0		0-0-0				
RPI	S	Opponent	Score	RPI	S	Opponent	Score	RPI	S	Opponent	Score	RPI	S	Opponent	Score
1	H	Vanderbilt	3 11	36	H	Austin Peay	6 3	84	N	Elon	6 1	133	H	Georgia	5 0
1	H	Vanderbilt	3 5	38	H	Michigan St.	1 6	98	H	Tennessee	9 10	133	H	Georgia	6 7
1	H	Vanderbilt	5 10	38	H	Michigan St.	2 1	98	H	Tennessee	0 5	133	H	Georgia	3 2
4	A	LSU	4 11	38	H	Michigan St.	3 1	98	H	Tennessee	5 4	134	H	Xavier	6 3
4	A	LSU	1 9	41	A	Coastal Caro.	8 2					136	A	Western Ky.	2 3
4	A	LSU	1 11	44	H	Arkansas	1 2					136	H	Western Ky.	3 6
10	H	Mississippi St.	4 3	44	H	Arkansas	3 5					195	N	UNC Asheville	9 2
10	H	Mississippi St.	4 8	44	H	Arkansas	4 3					206	H	Eastern Ky.	6 2
10	H	Mississippi St.	3 2									208	A	USC Upstate	11 10
11	A	South Carolina	2 5									213	N	Niagara	20 3
11	A	South Carolina	1 3									225	H	Marshall	8 2
11	A	South Carolina	6 7									231	H	Wright St.	4 1
19	A	Ole Miss	5 11									232	H	Akron	21 2
19	A	Ole Miss	5 4									232	H	Akron	9 2
19	A	Ole Miss	3 2									232	H	Akron	7 0
21	A	Louisville	5 4									258	H	Murray St.	11 5
21	H	Louisville	5 12									278	H	Ohio	6 3
22	N	Kansas St.	5 7												
23	A	Florida	11 5												
23	A	Florida	6 2												
23	A	Florida	1 4												
				LAST 10 GAMES											
				1	H	Vanderbilt	5 10	44	H	Arkansas	3 5				
				1	H	Vanderbilt	3 11	44	H	Arkansas	1 2				
				1	H	Vanderbilt	3 5	19	A	Ole Miss	5 4				
				231	H	Wright St.	4 1	19	A	Ole Miss	5 11				
				44	H	Arkansas	4 3	19	A	Ole Miss	3 2				

Non-Div. I Games:

Kentucky



Average RPI Win: 139		WON-LOST RECORD		WINNING PCT. RANK		LAST 10 GAMES		STRENGTH OF SCHEDULE		OPP. STRENGTH OF SCHEDULE		TEAM RPI		ADJ RPI		CONF. RPI		ADJ CONF. RPI	
DIV. I ONLY		33-16-0		.67347 37		5-5-0		121		46		32		.55708 32		7		7	
DIV. I NON-CONF.		19-6-0		.76 31		1-1-0		163		84		26		.56855 26		5		5	
TOTALS		RPI 1-25		RPI 26-50		W-L RECORDS		RPI 51-100		RPI 101-150		RPI 150+							
33-16-0		3-3-0		1-2-0		OVERALL		9-7-0		6-3-0		14-1-0							
19-6-0		1-2-0		1-2-0		HOME		2-0-0		3-1-0		12-1-0							
14-10-0		2-1-0		0-0-0		AWAY		7-7-0		3-2-0		2-0-0							
0-0-0		0-0-0		0-0-0		NEUTRAL		0-0-0		0-0-0		0-0-0							
19-6-0		2-1-0		1-2-0		NON-CONFERENCE		4-0-0		3-3-0		9-0-0							
8-3-0		0-0-0		1-2-0		HOME		0-0-0		0-1-0		7-0-0							
11-3-0		2-1-0		0-0-		AWAY		4-0-0		3-2-0		2-0-0							
0-0-0		0-0-0		0-0-0		NEUTRAL		0-0-0		0-0-0		0-0-0							
14-10-0		1-2-0		0-0-0		CONFERENCE		5-7-0		3-0-0		5-1-0							
11-3-0		1-2-0		0-0-0		HOME		2-0-0		3-0-0		5-1-0							
3-7-0		0-0-0		0-0-0		AWAY		3-7-0		0-0-0		0-0-0							
0-0-0		0-0-0		0-0-0		NEUTRAL		0-0-0		0-0-0		0-0-0							
RPI	S	Opponent		Score		RPI	S	Opponent		Score		RPI	S	Opponent		Score			
9	H	Cal St. Fullerton		5 10		42	H	Notre Dame		6 3		55	A	UC Santa Barbara		2 13			
9	H	Cal St. Fullerton		2 1		42	H	Notre Dame		5 6		55	A	UC Santa Barbara		2 4			
9	H	Cal St. Fullerton		4 6		42	H	Notre Dame		0 1		55	A	UC Santa Barbara		7 6			
22	A	Kansas St.		6 2								55	A	UC Santa Barbara		3 7			
22	A	Kansas St.		13 10								55	H	UC Santa Barbara		7 0			
22	A	Kansas St.		4 10								55	H	UC Santa Barbara		10 4			
												56	A	San Francisco		10 5			
												56	A	San Francisco		5 3			
												56	A	San Francisco		1 0			
												63	A	UC Irvine		1 7			
												63	A	UC Irvine		4 3			
												63	A	UC Irvine		1 11			
												82	A	CSU Bakersfield		5 2			
												94	A	Long Beach St.		8 5			
												94	A	Long Beach St.		2 3			
												94	A	Long Beach St.		5 9			

Non-Div. I Games:

Cal Poly



Average RPI Win:	140	WON-LOST	WINNING	LAST 10	STRENGTH OF	OPP. STRENGTH	TEAM	ADJ	CONF.	ADJ CONF.	
Average RPI Loss:	79	RECORD	PCT. RANK	GAMES	SCHEDULE	OF SCHEDULE	RPI	RPI	RPI	RPI	
DIV. I ONLY	35-13-0	.72917	19	8-2-0	146	81	33	.55536	33	4	4
DIV. I NON-CONF.	24-4-0	.85714	10	4-0-0	264	193	57	.54796	57	4	4
<hr/>											
TOTALS	RPI 1-25	RPI 26-50		W-L RECORDS		RPI 51-100		RPI 101-150		RPI 150+	
35-13-0	2-1-0	5-1-0		OVERALL		11-8-0		5-2-0		12-1-0	
21-6-0	2-1-0	0-0-0		HOME		5-4-0		2-0-0		12-1-0	
8-6-0	0-0-0	1-0-0		AWAY		5-4-0		2-2-0		0-0-0	
6-1-0	0-0-0	4-1-0		NEUTRAL		1-0-0		1-0-0		0-0-0	
<hr/>											
24-4-0	0-0-0	3-0-0		NON-CONFERENCE		5-3-0		4-0-0		12-1-0	
16-3-0	0-0-0	0-0-0		HOME		2-2-0		2-0-0		12-1-0	
4-1-0	0-0-0	1-0-		AWAY		2-1-0		1-0-0		0-0-0	
4-0-0	0-0-0	2-0-0		NEUTRAL		1-0-0		1-0-0		0-0-0	
<hr/>											
11-9-0	2-1-0	2-1-0		CONFERENCE		6-5-0		1-2-0		0-0-0	
5-3-0	2-1-0	0-0-0		HOME		3-2-0		0-0-0		0-0-0	
4-5-0	0-0-0	0-0-0		AWAY		3-3-0		1-2-0		0-0-0	
2-1-0	0-0-0	2-1-0		NEUTRAL		0-0-0		0-0-0		0-0-0	
<hr/>											
RPI	S	Opponent	Score	RPI	S	Opponent	Score	RPI	S	Opponent	Score
22	H	Kansas St.	9 2	30	N	Nebraska	4 0	53	A	Kansas	2 3
22	H	Kansas St.	2 3	30	N	Nebraska	5 3	53	A	Kansas	14 3
22	H	Kansas St.	7 6	45	N	Oklahoma	4 5	53	A	Kansas	5 7
				45	N	Oklahoma	4 3	59	H	Baylor	5 0
				45	N	Oklahoma	4 3	59	H	Baylor	3 5
				48	A	Creighton	6 5	61	A	New Mexico	4 2
								61	A	New Mexico	15 14
								61	A	New Mexico	1 9
								68	H	Texas	5 8
								68	H	Texas	8 3
								68	H	Texas	5 4
								72	N	Rutgers	4 1
								75	H	Central Ark.	3 11
								83	H	Loyola Marymount	4 3
								83	H	Loyola Marymount	2 5
								83	H	Loyola Marymount	2 1
								89	A	Texas Tech	11 5
								89	A	Texas Tech	2 5
								89	A	Texas Tech	3 0
	</										

Non-Div. I Games: Southeastern Okla. 5 3

Oklahoma St.



Average RPI Win:		174	WON-LOST RECORD		WINNING PCT. RANK		LAST 10 GAMES		STRENGTH OF SCHEDULE		OPP. STRENGTH OF SCHEDULE		TEAM RPI		ADJ RPI		CONF. RPI		ADJ CONF. RPI				
DIV. I ONLY			33-16-0		.67347 37		10-0-0		156		128		34		.55528 34		8		8				
DIV. I NON-CONF.			17-11-0		.60714 79		1-0-0		164		163		65		.54194 65		11		11				
TOTALS		RPI 1-25		RPI 26-50		W-L RECORDS		RPI 51-100		RPI 101-150		RPI 150+											
33-16-0		0-2-0		1-3-0		OVERALL		9-6-0		5-3-0		18-2-0											
15-3-0		0-0-0		0-0-0		HOME		5-1-0		1-0-0		9-2-0											
18-13-0		0-2-0		1-3-0		AWAY		4-5-0		4-3-0		9-0-0											
0-0-0		0-0-0		0-0-0		NEUTRAL		0-0-0		0-0-0		0-0-0											
17-11-0		0-2-0		0-1-0		NON-CONFERENCE		2-4-0		5-3-0		10-1-0											
8-1-0		0-0-0		0-0-0		HOME		0-0-0		1-0-0		7-1-0											
9-10-0		0-2-0		0-0-		AWAY		2-4-0		4-3-0		3-0-0											
0-0-0		0-0-0		0-0-0		NEUTRAL		0-0-0		0-0-0		0-0-0											
16-5-0		0-0-0		1-2-0		CONFERENCE		7-2-0		0-0-0		8-1-0											
7-2-0		0-0-0		0-0-0		HOME		5-1-0		0-0-0		2-1-0											
9-3-0		0-0-0		1-2-0		AWAY		2-1-0		0-0-0		6-0-0											
0-0-0		0-0-0		0-0-0		NEUTRAL		0-0-0		0-0-0		0-0-0											
RPI	S	Opponent		Score		RPI	S	Opponent		Score		RPI	S	Opponent		Score		RPI	S	Opponent		Score	
2	A	North Carolina		2	17	42	A	Notre Dame		4	3	62	A	Houston		15	1	107	A	East Tenn. St.		8	9
2	A	North Carolina		0	1	42	A	Notre Dame		2	3	62	A	Houston		0	4	107	A	East Tenn. St.		3	4
						42	A	Notre Dame		2	3	62	A	Houston		11	1	107	A	East Tenn. St.		3	7
						50	A	San Diego		1	2	65	H	South Fla.		5	4	108	H	Rider		9	2
												65	H	South Fla.		3	2	121	A	Pepperdine		3	1
												65	H	South Fla.		4	2	121	A	Pepperdine		6	2
												72	A	Rutgers		15	1	121	A	Pepperdine		9	3
												72	A	Rutgers		5	7	139	A	Monmouth		10	1
												72	A	Rutgers		5	3	184	H	Georgetown		0	2
												95	H	Connecticut		4	3	184	H	Georgetown		11	4
												95	H	Connecticut		3	0	184	H	Georgetown		9	2
												95	H	Connecticut		2	3	196	H	Princeton		5	0
												96	A	San Diego St.		2	6	216	H	Manhattan		1	2
												96	A	San Diego St.		4	10	216	H	Manhattan		17	7
												96	A	San Diego St.		3	4	237	A	Wagner		12	5
																		245	A	Cincinnati		14	4
																		245	A	Cincinnati		14	3
																		245	A	Cincinnati		9	8
																		255	A	Saint Peter's		13	5
																		255	H	Saint Peter's		10	1
																		256	A	Villanova		16	5
																		256	A	Villanova		11	8
																		256	A	Villanova		7	0
																		274	H	Lehigh		17	7
																		279	H	Massachusetts		11	5
																		279	H	Massachusetts		9	0
																		288	A	Lafayette		11	2
				LAST 10 GAMES																			
																		245	A	Cincinnati		9	8
																		255	A	Saint Peter's		13	5
																		256	A	Villanova		11	8
																		256	A	Villanova		16	5
																		256	A	Villanova		7	0

Non-Div. I Games:

Seton Hall



Seton Hall



## Wake Forest

Through Games Of May 12, 2013

Average RPI Win: 138		WON-LOST	WINNING	LAST 10	STRENGTH OF		OPP. STRENGTH	TEAM	ADJ	CONF.	ADJ CONF.
Average RPI Loss: 35		RECORD	PCT. RANK	GAMES	SCHEDULE		OF SCHEDULE	RPI	RPI	RPI	RPI
DIV. I ONLY		28-24-0	.53846	122	6-4-0		13	23	35	.5552	35
DIV. I NON-CONF.		19-6-0	.76	31	3-0-0		169	168	42	.55663	42
TOTALS		RPI 1-25	RPI 26-50		W-L RECORDS		RPI 51-100		RPI 101-150		RPI 150+
28-24-0		4-17-0	2-2-0		OVERALL		4-2-0		4-1-0		14-2-0
17-12-0		3-9-0	0-1-0		HOME		3-1-0		3-0-0		8-1-0
8-12-0		1-8-0	2-1-0		AWAY		1-1-0		1-1-0		3-1-0
3-0-0		0-0-0	0-0-0		NEUTRAL		0-0-0		0-0-0		3-0-0
19-6-0		0-0-0	0-1-0		NON-CONFERENCE		4-2-0		4-1-0		11-2-0
11-3-0		0-0-0	0-1-0		HOME		3-1-0		3-0-0		5-1-0
5-3-0		0-0-0	0-0-		AWAY		1-1-0		1-1-0		3-1-0
3-0-0		0-0-0	0-0-0		NEUTRAL		0-0-0		0-0-0		3-0-0
9-18-0		4-17-0	2-1-0		CONFERENCE		0-0-0		0-0-0		3-0-0
6-9-0		3-9-0	0-0-0		HOME		0-0-0		0-0-0		3-0-0
3-9-0		1-8-0	2-1-0		AWAY		0-0-0		0-0-0		0-0-0
0-0-0		0-0-0	0-0-0		NEUTRAL		0-0-0		0-0-0		0-0-0
RPI S	Opponent	Score	RPI S	Opponent	Score	RPI S	Opponent	Score	RPI S	Opponent	Score
2 H	North Carolina	0 4	26 A	Maryland	4 5	57 A	Western Caro.	2 7	124 A	High Point	11 7
2 H	North Carolina	6 20	26 A	Maryland	7 4	57 H	Western Caro.	3 1	124 H	High Point	15 6
2 H	North Carolina	2 6	26 A	Maryland	8 7	84 A	Elon	17 6	132 A	Charlotte	4 5
3 H	Virginia	6 8	41 H	Coastal Caro.	6 7	84 H	Elon	2 1	132 H	Charlotte	8 4
3 H	Virginia	7 9				86 H	West Virginia	2 9	148 H	Rhode Island	9 5
3 H	Virginia	6 7				86 H	West Virginia	11 3	156 H	New Mexico St.	0 4
5 A	Florida St.	2 11							156 H	New Mexico St.	14 1
5 A	Florida St.	6 8							156 H	New Mexico St.	6 1
5 A	Florida St.	3 7							166 H	Boston College	10 9
7 H	North Carolina St.	13 4							166 H	Boston College	9 2
7 H	North Carolina St.	2 5							166 H	Boston College	5 1
7 H	North Carolina St.	6 12							173 N	Gardner-Webb	8 7
12 A	Clemson	2 8							202 A	La.-Monroe	0 9
12 A	Clemson	0 1							202 A	La.-Monroe	11 4
12 A	Clemson	4 6							209 A	UNC Greensboro	11 4
18 A	Georgia Tech	1 8							209 H	UNC Greensboro	5 4
18 A	Georgia Tech	8 6							215 A	Winthrop	10 2
18 A	Georgia Tech	1 5							254 H	Youngstown St.	6 5
20 H	Miami (FL)	9 3							254 H	Youngstown St.	8 2
20 H	Miami (FL)	3 8							289 N	Alcorn	3 0
20 H	Miami (FL)	5 4							289 N	Alcorn	17 2
LAST 10 GAMES											
20 H	Miami (FL)	9 3	5 A	Florida St.	2 11						
20 H	Miami (FL)	5 4	5 A	Florida St.	6 8						
20 H	Miami (FL)	3 8	5 A	Florida St.	3 7						
84 A	Elon	17 6	215 A	Winthrop	10 2						
84 H	Elon	2 1	166 H	Boston College	10 9						

Non-Div. I Games:

Wake Forest

Tie, Loss, Non-Conf, S Site, H Home, A Away, N Neutral



Average RPI Win: 166		WON-LOST	WINNING	LAST 10	STRENGTH OF		OPP. STRENGTH	TEAM	ADJ	CONF.	ADJ CONF.
Average RPI Loss: 128		RECORD	PCT. RANK	GAMES	SCHEDULE		OF SCHEDULE	RPI	RPI	RPI	RPI
DIV. I ONLY		38-13-0	.7451	15	166		160	36	.55491	36	19
DIV. I NON-CONF.		19-6-0	.76	31	77		42	19	.58064	19	21
TOTALS		RPI 1-25	RPI 26-50		W-L RECORDS		RPI 51-100		RPI 101-150		RPI 150+
38-13-0		0-1-0	3-2-0		OVERALL		8-2-0		5-2-0		22-6-0
24-6-0		0-0-0	3-1-0		HOME		7-2-0		4-2-0		10-1-0
14-7-0		0-1-0	0-1-0		AWAY		1-0-0		1-0-0		12-5-0
0-0-0		0-0-0	0-0-0		NEUTRAL		0-0-0		0-0-0		0-0-0
19-6-0		0-1-0	3-2-0		NON-CONFERENCE		4-0-0		4-0-0		8-3-0
16-2-0		0-0-0	3-1-0		HOME		3-0-0		3-0-0		7-1-0
3-4-0		0-1-0	0-0-		AWAY		1-0-0		1-0-0		1-2-0
0-0-0		0-0-0	0-0-0		NEUTRAL		0-0-0		0-0-0		0-0-0
19-7-0		0-0-0	0-0-0		CONFERENCE		4-2-0		1-2-0		14-3-0
8-4-0		0-0-0	0-0-0		HOME		4-2-0		1-2-0		3-0-0
11-3-0		0-0-0	0-0-0		AWAY		0-0-0		0-0-0		11-3-0
0-0-0		0-0-0	0-0-0		NEUTRAL		0-0-0		0-0-0		0-0-0
RPI S	Opponent	Score	RPI S	Opponent	Score	RPI S	Opponent	Score	RPI S	Opponent	Score
10 A	Mississippi St.	5 13	31 A	Kentucky	3 6	54 A	Middle Tenn.	5 2	103 H	Tennessee Tech	7 3
			38 H	Michigan St.	7 2	88 H	Illinois St.	9 6	103 H	Tennessee Tech	4 12
			38 H	Michigan St.	3 4	88 H	Illinois St.	6 4	103 H	Tennessee Tech	7 10
			38 H	Michigan St.	10 7	88 H	Illinois St.	9 4	122 H	Milwaukee	4 3
			48 H	Creighton	9 8	91 H	Belmont	5 3	136 A	Western Ky.	3 1
						91 H	Belmont	2 5	136 H	Western Ky.	7 6
						91 H	Belmont	10 6	142 H	UALR	8 4
						100 H	Jacksonville St.	9 19	151 H	Iowa	6 1
						100 H	Jacksonville St.	5 4	151 H	Iowa	4 2
						100 H	Jacksonville St.	10 1	151 H	Iowa	1 13
									161 A	Indiana St.	1 8
									161 H	Indiana St.	6 5
									168 A	Eastern Ill.	5 2
									168 A	Eastern Ill.	11 3
									175 A	Southern Ill.	9 10
									175 H	Southern Ill.	11 8
									187 H	Evansville	3 2
									187 H	Evansville	3 1
									203 A	Lipscomb	3 1
									203 H	Lipscomb	6 4
									206 A	Eastern Ky.	10 8
									206 A	Eastern Ky.	1 2
									206 A	Eastern Ky.	9 6
									247 A	Southeast Mo. St.	8 14
									247 A	Southeast Mo. St.	9 4
									247 A	Southeast Mo. St.	3 5
									258 A	Murray St.	6 4
			LAST 10 GAMES								
			287 A	UT Martin	8 0	270 H	Morehead St.	9 8	206 A	Eastern Ky.	9 6
			287 A	UT Martin	5 1	206 A	Eastern Ky.	9 6	247 A	Southeast Mo. St.	8 14
			287 A	UT Martin	9 5	206 A	Eastern Ky.	1 2	247 A	Southeast Mo. St.	9 4
			270 H	Morehead St.	9 3	206 A	Eastern Ky.	10 8	247 A	Southeast Mo. St.	3 5
			270 H	Morehead St.	6 5	187 H	Evansville	3 1	258 A	Murray St.	6 4

Non-Div. I Games:

Austin Peay



RPI	S	Opponent	Score	
258	A	Murray St.	10	3
258	A	Murray St.	4	3
270	H	Morehead St.	9	8
270	H	Morehead St.	6	5
270	H	Morehead St.	9	3
287	A	UT Martin	9	5
287	A	UT Martin	5	1
287	A	UT Martin	8	0

Austin Peay



Average RPI Win: 157		WON-LOST	WINNING	LAST 10	STRENGTH OF		OPP. STRENGTH	TEAM	ADJ	CONF.	ADJ CONF.
Average RPI Loss: 86		RECORD	PCT. RANK	GAMES	SCHEDULE		OF SCHEDULE	RPI	RPI	RPI	RPI
DIV. I ONLY		31-15-0	.67391	36	7-3-0		135	93	37	.55398	37
DIV. I NON-CONF.		19-6-0	.76	31	1-0-0		184	156	29	.56604	29
TOTALS		RPI 1-25	RPI 26-50		W-L RECORDS		RPI 51-100		RPI 101-150		RPI 150+
31-15-0		1-2-0	2-4-0		OVERALL		5-3-0		2-2-0		21-4-0
13-5-0		0-0-0	1-2-0		HOME		0-0-0		0-0-0		12-3-0
11-10-0		1-2-0	1-2-0		AWAY		5-3-0		1-2-0		3-1-0
7-0-0		0-0-0	0-0-0		NEUTRAL		0-0-0		1-0-0		6-0-0
19-6-0		0-0-0	0-0-0		NON-CONFERENCE		4-1-0		2-2-0		13-3-0
4-2-0		0-0-0	0-0-0		HOME		0-0-0		0-0-0		4-2-0
8-4-0		0-0-0	0-0-		AWAY		4-1-0		1-2-0		3-1-0
7-0-0		0-0-0	0-0-0		NEUTRAL		0-0-0		1-0-0		6-0-0
12-9-0		1-2-0	2-4-0		CONFERENCE		1-2-0		0-0-0		8-1-0
9-3-0		0-0-0	1-2-0		HOME		0-0-0		0-0-0		8-1-0
3-6-0		1-2-0	1-2-0		AWAY		1-2-0		0-0-0		0-0-0
0-0-0		0-0-0	0-0-0		NEUTRAL		0-0-0		0-0-0		0-0-0
RPI S	Opponent	Score	RPI S	Opponent	Score	RPI S	Opponent	Score	RPI S	Opponent	Score
15 A	Indiana	2 3	30 H	Nebraska	5 9	58 A	Ohio St.	9 2	103 A	Tennessee Tech	5 6
15 A	Indiana	3 2	30 H	Nebraska	4 6	58 A	Ohio St.	3 7	103 A	Tennessee Tech	6 7
15 A	Indiana	3 7	30 H	Nebraska	8 7	58 A	Ohio St.	6 7	103 A	Tennessee Tech	13 2
			38 A	Michigan St.	3 12	59 A	Baylor	5 4	146 N	Missouri	6 2
			38 A	Michigan St.	7 3	59 A	Baylor	4 3	156 N	New Mexico St.	3 2
			38 A	Michigan St.	3 4	59 A	Baylor	6 1	162 A	Texas-Arlington	7 3
						74 A	East Carolina	2 8	162 A	Texas-Arlington	5 6
						88 A	Illinois St.	12 1	165 H	Northwestern	12 3
									165 H	Northwestern	5 3
									165 H	Northwestern	3 4
									166 N	Boston College	5 2
									168 H	Eastern Ill.	4 8
									175 A	Southern Ill.	7 5
									175 A	Southern Ill.	4 1
									175 H	Southern Ill.	11 7
									175 N	Southern Ill.	2 1
									178 H	Purdue	6 4
									178 H	Purdue	17 6
									178 H	Purdue	17 12
									229 N	Houston Baptist	12 3
									229 N	Houston Baptist	8 3
									235 H	Penn St.	8 6
									235 H	Penn St.	5 4
									235 H	Penn St.	9 0
									236 H	Oakland	4 0
									236 H	Oakland	3 2
									236 H	Oakland	21 8
LAST 10 GAMES											
			235 H	Penn St.	5 4	38 A	Michigan St.	3 12	235 H	Penn St.	5 4
			235 H	Penn St.	8 6	175 H	Southern Ill.	11 7	235 H	Penn St.	9 0
			235 H	Penn St.	9 0	165 H	Northwestern	5 3	236 H	Oakland	4 0
			38 A	Michigan St.	3 4	165 H	Northwestern	12 3	236 H	Oakland	3 2
			38 A	Michigan St.	7 3	165 H	Northwestern	3 4	236 H	Oakland	21 8

Non-Div. I Games:

Illinois



RPI	S	Opponent	Score	
236	H	Oakland	3	6
278	N	Ohio	11	6

Illinois

I  
l  
l  
i  
n  
o  
i  
s

I  
l  
l  
i  
n  
o  
i  
s



Average RPI Win:	153	WON-LOST	WINNING	LAST 10	STRENGTH OF	OPP. STRENGTH	TEAM	ADJ	CONF.	ADJ CONF.				
Average RPI Loss:	101	RECORD	PCT. RANK	GAMES	SCHEDULE	OF SCHEDULE	RPI	RPI	RPI	RPI				
DIV. I ONLY	29-16-0	.64444	54	6-4-0	111	131	38	.55372	38	6	6			
DIV. I NON-CONF.	18-8-0	.69231	50	2-0-0	209	167	47	.55384	47	6	6			
<hr/>														
TOTALS	RPI 1-25	RPI 26-50		W-L RECORDS		RPI 51-100		RPI 101-150		RPI 150+				
29-16-0	3-0-0	4-6-0		OVERALL		3-1-0		1-2-0		18-7-0				
11-4-0	3-0-0	2-1-0		HOME		0-0-0		0-0-0		6-3-0				
11-11-0	0-0-0	2-5-0		AWAY		2-1-0		1-2-0		6-3-0				
7-1-0	0-0-0	0-0-0		NEUTRAL		1-0-0		0-0-0		6-1-0				
<hr/>														
18-8-0	0-0-0	2-5-0		NON-CONFERENCE		1-0-0		1-2-0		14-1-0				
4-0-0	0-0-0	0-0-0		HOME		0-0-0		0-0-0		4-0-0				
8-7-0	0-0-0	2-0-		AWAY		0-0-0		1-2-0		5-0-0				
6-1-0	0-0-0	0-0-0		NEUTRAL		1-0-0		0-0-0		5-1-0				
<hr/>														
11-8-0	3-0-0	2-1-0		CONFERENCE		2-1-0		0-0-0		4-6-0				
7-4-0	3-0-0	2-1-0		HOME		0-0-0		0-0-0		2-3-0				
3-4-0	0-0-0	0-0-0		AWAY		2-1-0		0-0-0		1-3-0				
1-0-0	0-0-0	0-0-0		NEUTRAL		0-0-0		0-0-0		1-0-0				
<hr/>														
RPI	S	Opponent	Score		RPI	S	Opponent	Score		RPI	S	Opponent	Score	
15	H	Indiana	2	1	31	A	Kentucky	6	1	103	A	Tennessee Tech	5	3
15	H	Indiana	6	5	31	A	Kentucky	1	3	112	A	Furman	5	8
15	H	Indiana	6	5	31	A	Kentucky	1	2	112	A	Furman	3	4
					36	A	Austin Peay	7	10	151	A	Iowa	1	2
					36	A	Austin Peay	2	7	151	A	Iowa	4	2
					36	A	Austin Peay	4	3	151	A	Iowa	2	6
					37	H	Illinois	12	3	154	A	Michigan	1	5
					37	H	Illinois	4	3	154	H	Michigan	2	6
					37	H	Illinois	3	7	154	H	Michigan	3	6
					42	A	Notre Dame	3	7	165	N	Northwestern	7	4
										178	H	Purdue	8	1
										178	H	Purdue	8	1
										178	H	Purdue	5	11
										179	N	Miami (OH)	6	8
										190	H	Central Mich.	4	2
										191	A	Eastern Mich.	9	3
										191	H	Eastern Mich.	6	3
										193	H	Toledo	7	6
										236	N	Oakland	7	0
										236	N	Oakland	3	2
										236	N	Oakland	2	1
										236	N	Oakland	5	2
										245	N	Cincinnati	14	6
										251	A	Western Mich.	5	4
										251	H	Western Mich.	10	1
										280	A	Santa Clara	6	1
										280	A	Santa Clara	9	1
<hr/>														
LAST 10 GAMES														
					151	A	Iowa	4	2	37	H	Illinois	4	3
					151	A	Iowa	1	2	37	H	Illinois	3	7
					151	A	Iowa	2	6	37	H	Illinois	12	3
					191	H	Eastern Mich.	6	3	178	H	Purdue	8	1
					251	A	Western Mich.	5	4	178	H	Purdue	5	11

Non-Div. I Games:

Michigan St.



RPI	S	Opponent	Score	
280	A	Santa Clara	7	5

Michigan St.

M  
i  
c  
h  
i  
g  
a  
n  
s  
t  
.

M  
i  
c  
h  
i  
g  
a  
n  
s  
t  
.



Average RPI Win:	150	WON-LOST RECORD	WINNING PCT. RANK	LAST 10 GAMES	STRENGTH OF SCHEDULE	OPP. STRENGTH OF SCHEDULE	TEAM RPI	ADJ RPI	CONF. RPI	ADJ CONF. RPI		
DIV. I ONLY		37-14-0	.72549	20	7-3-0	164	65	39	.55252	39	5	5
DIV. I NON-CONF.		19-5-0	.79167	22	0-1-0	274	141	94	.52738	94	7	7
<hr/>												
TOTALS	RPI 1-25	RPI 26-50		W-L RECORDS		RPI 51-100		RPI 101-150		RPI 150+		
37-14-0	1-2-0	4-4-0		OVERALL		7-1-0		11-4-0		14-3-0		
28-5-0	1-2-0	1-0-0		HOME		5-0-0		10-2-0		11-1-0		
8-8-0	0-0-0	3-4-0		AWAY		1-0-0		1-2-0		3-2-0		
1-1-0	0-0-0	0-0-0		NEUTRAL		1-1-0		0-0-0		0-0-0		
19-5-0	0-0-0	1-1-0		NON-CONFERENCE		4-1-0		2-1-0		12-2-0		
16-2-0	0-0-0	1-0-0		HOME		2-0-0		2-1-0		11-1-0		
2-2-0	0-0-0	0-0-		AWAY		1-0-0		0-0-0		1-1-0		
1-1-0	0-0-0	0-0-0		NEUTRAL		1-1-0		0-0-0		0-0-0		
18-9-0	1-2-0	3-3-0		CONFERENCE		3-0-0		9-3-0		2-1-0		
12-3-0	1-2-0	0-0-0		HOME		3-0-0		8-1-0		0-0-0		
6-6-0	0-0-0	3-3-0		AWAY		0-0-0		1-2-0		2-1-0		
0-0-0	0-0-0	0-0-0		NEUTRAL		0-0-0		0-0-0		0-0-0		
RPI S	Opponent	Score	RPI S	Opponent	Score	RPI S	Opponent	Score	RPI S	Opponent	Score	
14 H	South Ala.	10 <b>11</b>	27 A	La.-Lafayette	10 4	54 H	Middle Tenn.	5 3	116 H	Southern Miss.	8 3	
14 H	South Ala.	8 7	27 A	La.-Lafayette	2 <b>9</b>	54 H	Middle Tenn.	3 2	116 H	Southern Miss.	4 <b>12</b>	
14 H	South Ala.	5 <b>7</b>	27 A	La.-Lafayette	6 <b>7</b>	54 H	Middle Tenn.	3 0	116 H	Southern Miss.	6 3	
			28 H	Auburn	11 2	70 H	Southeastern La.	3 1	136 A	Western Ky.	4 <b>5</b>	
			43 A	Alabama	2 <b>11</b>	89 N	Texas Tech	10 3	136 A	Western Ky.	11 3	
			47 A	Fla. Atlantic	8 3	95 N	Connecticut	8 <b>13</b>	136 A	Western Ky.	6 <b>7</b>	
			47 A	Fla. Atlantic	5 3	100 A	Jacksonville St.	13 5	137 H	Arkansas St.	1 0	
			47 A	Fla. Atlantic	0 <b>1</b>	100 H	Jacksonville St.	8 4	137 H	Arkansas St.	4 3	
									137 H	Arkansas St.	14 <b>15</b>	
									141 H	FIU	14 3	
									141 H	FIU	3 1	
									141 H	FIU	11 5	
									142 H	UALR	2 1	
									142 H	UALR	14 6	
									142 H	UALR	10 5	
									170 A	Samford	15 4	
									170 H	Samford	8 2	
									189 H	UAB	3 <b>9</b>	
									202 A	La.-Monroe	2 <b>4</b>	
									202 A	La.-Monroe	10 0	
									202 A	La.-Monroe	10 6	
			LAST 10 GAMES						220 H	Hartford	8 1	
			137 H	Arkansas St.	14 <b>15</b>	141 H	FIU	14 3	220 H	Hartford	9 5	
			137 H	Arkansas St.	4 3	141 H	FIU	11 5	244 A	Alabama St.	3 <b>4</b>	
			137 H	Arkansas St.	1 0	47 A	Fla. Atlantic	5 3	244 H	Alabama St.	10 3	
			43 A	Alabama	2 <b>11</b>	47 A	Fla. Atlantic	0 <b>1</b>	264 H	Jackson St.	7 2	
			141 H	FIU	3 1	47 A	Fla. Atlantic	8 3	275 H	Florida A&M	12 2	

T  
r  
o  
y

Non-Div. I Games:

Troy



RPI	S	Opponent	Score	
275	H	Florida A&M	22	5
275	H	Florida A&M	11	1
275	H	Florida A&M	8	2
294	H	Alabama A&M	13	1
294	H	Alabama A&M	15	7

Troy

T  
r  
o  
y

T  
r  
o  
y



[illegible]

**Non-Div. I Games:**

William & Mary



RPI	S	Opponent	Score	
218	H	Penn	8	2
218	H	Penn	4	10
218	H	Penn	19	5
227	H	George Mason	1	3
227	H	George Mason	7	1
227	H	George Mason	11	2
265	A	Norfolk St.	4	0
265	H	Norfolk St.	13	4



Average RPI Win:		134	WON-LOST RECORD		WINNING PCT. RANK		LAST 10 GAMES		STRENGTH OF SCHEDULE		OPP. STRENGTH OF SCHEDULE		TEAM RPI		ADJ RPI		CONF. RPI		ADJ CONF. RPI				
DIV. I ONLY			32-18-0		.64	56	7-3-0		69		34		41		.55225		41	13		13			
DIV. I NON-CONF.			16-13-0		.55172	108	2-2-0		10		8		44		.55634		44	14		14			
TOTALS		RPI 1-25		RPI 26-50		W-L RECORDS		RPI 51-100		RPI 101-150		RPI 150+											
32-18-0		3-6-0		2-2-0		OVERALL		7-3-0		3-5-0		17-2-0											
20-11-0		1-2-0		1-2-0		HOME		6-2-0		1-4-0		11-1-0											
11-7-0		2-4-0		1-0-0		AWAY		1-1-0		2-1-0		5-1-0											
1-0-0		0-0-0		0-0-0		NEUTRAL		0-0-0		0-0-0		1-0-0											
16-13-0		3-6-0		2-2-0		NON-CONFERENCE		4-3-0		0-2-0		7-0-0											
11-8-0		1-2-0		1-2-0		HOME		3-2-0		0-2-0		6-0-0											
4-5-0		2-4-0		1-0-		AWAY		1-1-0		0-0-0		0-0-0											
1-0-0		0-0-0		0-0-0		NEUTRAL		0-0-0		0-0-0		1-0-0											
16-5-0		0-0-0		0-0-0		CONFERENCE		3-0-0		3-3-0		10-2-0											
9-3-0		0-0-0		0-0-0		HOME		3-0-0		1-2-0		5-1-0											
7-2-0		0-0-0		0-0-0		AWAY		0-0-0		2-1-0		5-1-0											
0-0-0		0-0-0		0-0-0		NEUTRAL		0-0-0		0-0-0		0-0-0											
RPI	S	Opponent		Score		RPI	S	Opponent		Score		RPI	S	Opponent		Score		RPI	S	Opponent		Score	
2	A	North Carolina		1	7	31	H	Kentucky		2	8	58	H	Ohio St.		3	1	112	H	Furman		1	4
2	A	North Carolina		1	5	35	A	Wake Forest		7	6	58	H	Ohio St.		2	3	112	H	Furman		6	11
7	H	North Carolina St.		4	5	47	H	Fla. Atlantic		4	1	76	H	Liberty		12	1	113	A	Presbyterian		3	5
15	H	Indiana		1	9	50	H	San Diego		3	8	76	H	Liberty		8	6	113	A	Presbyterian		5	4
18	A	Georgia Tech		12	8							76	H	Liberty		5	1	113	A	Presbyterian		1	0
18	A	Georgia Tech		2	4							78	A	Citadel		3	2	130	H	Radford		1	0
18	A	Georgia Tech		7	4							78	H	Citadel		10	2	130	H	Radford		3	4
22	H	Kansas St.		2	1							81	A	Col. of Charleston		2	14	130	H	Radford		2	5
25	A	UNC Wilmington		7	13							81	H	Col. of Charleston		2	1	154	H	Michigan		6	2
												84	H	Elon		7	8	154	H	Michigan		8	4
																		158	H	James Madison		8	7
																		158	N	James Madison		4	3
																		173	H	Gardner-Webb		3	6
																		173	H	Gardner-Webb		4	1
																		173	H	Gardner-Webb		4	3
																		180	A	VMI		6	1
																		180	A	VMI		3	2
																		180	A	VMI		9	10
																		195	H	UNC Asheville		3	0
																		195	H	UNC Asheville		7	1
																		195	H	UNC Asheville		3	2
								LAST 10 GAMES										197	H	Ball St.		5	3
																		215	A	Winthrop		13	2
																		215	A	Winthrop		3	2
																		215	A	Winthrop		4	3
																		232	H	Akron		7	3
																		267	H	Harvard		10	0

Non-Div. I Games:

Coastal Caro.



Average RPI Win:		126	WON-LOST RECORD		WINNING PCT. RANK	LAST 10 GAMES	STRENGTH OF SCHEDULE		OPP. STRENGTH OF SCHEDULE	TEAM RPI	ADJ RPI	CONF. RPI	ADJ CONF. RPI
Average RPI Loss:		93											
DIV. I ONLY		29-21-0			.58 86	5-5-0	40		123	42	.55194 42	8	8
DIV. I NON-CONF.		20-9-0			.68966 54	1-1-0	70		113	23	.57342 23	11	11
TOTALS		RPI 1-25	RPI 26-50		W-L RECORDS		RPI 51-100		RPI 101-150		RPI 150+		
29-21-0		1-5-0	6-2-0		OVERALL		8-6-0		4-1-0		10-7-0		
14-6-0		0-0-0	3-1-0		HOME		4-2-0		0-0-0		7-3-0		
8-13-0		0-4-0	2-1-0		AWAY		0-4-0		4-0-0		2-4-0		
7-2-0		1-1-0	1-0-0		NEUTRAL		4-0-0		0-1-0		1-0-0		
20-9-0		1-2-0	4-1-0		NON-CONFERENCE		4-1-0		4-1-0		7-4-0		
6-2-0		0-0-0	1-0-0		HOME		0-0-0		0-0-0		5-2-0		
7-5-0		0-1-0	2-0-		AWAY		0-1-0		4-0-0		1-2-0		
7-2-0		1-1-0	1-0-0		NEUTRAL		4-0-0		0-1-0		1-0-0		
9-12-0		0-3-0	2-1-0		CONFERENCE		4-5-0		0-0-0		3-3-0		
8-4-0		0-0-0	2-1-0		HOME		4-2-0		0-0-0		2-1-0		
1-8-0		0-3-0	0-0-0		AWAY		0-3-0		0-0-0		1-2-0		
0-0-0		0-0-0	0-0-0		NEUTRAL		0-0-0		0-0-0		0-0-0		
RPI S	Opponent	Score	RPI S	Opponent	Score	RPI S	Opponent	Score	RPI S	Opponent	Score		
13 N	Virginia Tech	3 0	32 A	Cal Poly	6 5	55 A	UC Santa Barbara	2 7	114 A	Tulane	2 1		
16 A	UCLA	1 2	32 A	Cal Poly	1 0	58 N	Ohio St.	13 3	114 A	Tulane	3 1		
21 A	Louisville	5 10	32 A	Cal Poly	3 6	64 A	Pittsburgh	2 4	114 A	Tulane	8 3		
21 A	Louisville	5 10	34 H	Seton Hall	3 4	64 A	Pittsburgh	3 12	115 A	Southern California	2 1		
21 A	Louisville	1 2	34 H	Seton Hall	3 2	64 A	Pittsburgh	0 4	148 N	Rhode Island	3 4		
24 N	Mercer	4 5	34 H	Seton Hall	3 2	65 H	South Fla.	10 1	154 A	Michigan	2 8		
			38 H	Michigan St.	7 3	65 H	South Fla.	3 4	154 H	Michigan	1 4		
			45 N	Oklahoma	6 5	65 H	South Fla.	2 8	155 A	St. John's (NY)	16 7		
						66 N	FGCU	6 5	155 A	St. John's (NY)	1 2		
						95 H	Connecticut	12 5	155 A	St. John's (NY)	1 4		
						95 H	Connecticut	12 2	190 A	Central Mich.	7 3		
						95 H	Connecticut	4 3	191 H	Eastern Mich.	6 12		
						97 N	Kent St.	8 1	193 A	Toledo	3 15		
						98 N	Tennessee	3 2	201 H	Valparaiso	3 1		
									230 H	Ill.-Chicago	6 2		
									248 H	Quinnipiac	9 6		
									248 H	Quinnipiac	6 0		
									248 H	Quinnipiac	5 1		
									256 H	Villanova	6 10		
									256 H	Villanova	11 8		
									256 H	Villanova	4 3		
									279 N	Massachusetts	9 4		
LAST 10 GAMES						65 H	South Fla.	2 8					
			155 A	St. John's (NY)	1 2	191 H	Eastern Mich.	6 12					
			155 A	St. John's (NY)	16 7	190 A	Central Mich.	7 3					
			155 A	St. John's (NY)	1 4	95 H	Connecticut	12 5					
			65 H	South Fla.	10 1	95 H	Connecticut	4 3					
			65 H	South Fla.	3 4								

Non-Div. I Games:

Notre Dame



Average RPI Win: 122		WON-LOST RECORD	WINNING PCT. RANK	LAST 10 GAMES	STRENGTH OF SCHEDULE	OPP. STRENGTH OF SCHEDULE	TEAM RPI	ADJ RPI	CONF. RPI	ADJ CONF. RPI					
Average RPI Loss: 50															
DIV. I ONLY		31-22-0	.58491	85	6-4-0	42	26	43	.55145	43	2	2			
DIV. I NON-CONF.		18-8-0	.69231	50	2-0-0	87	100	46	.55579	46	2	2			
<hr/>															
TOTALS		RPI 1-25	RPI 26-50		W-L RECORDS		RPI 51-100		RPI 101-150		RPI 150+				
31-22-0		1-11-0	8-5-0		OVERALL		5-2-0		8-3-0		9-1-0				
22-9-0		1-2-0	4-2-0		HOME		5-2-0		4-3-0		8-0-0				
9-11-0		0-9-0	4-2-0		AWAY		0-0-0		4-0-0		1-0-0				
0-2-0		0-0-0	0-1-0		NEUTRAL		0-0-0		0-0-0		0-1-0				
18-8-0		0-3-0	3-1-0		NON-CONFERENCE		3-1-0		3-2-0		9-1-0				
14-3-0		0-0-0	1-0-0		HOME		3-1-0		2-2-0		8-0-0				
4-4-0		0-3-0	2-0-		AWAY		0-0-0		1-0-0		1-0-0				
0-1-0		0-0-0	0-0-0		NEUTRAL		0-0-0		0-0-0		0-1-0				
13-14-0		1-8-0	5-4-0		CONFERENCE		2-1-0		5-1-0		0-0-0				
8-6-0		1-2-0	3-2-0		HOME		2-1-0		2-1-0		0-0-0				
5-7-0		0-6-0	2-1-0		AWAY		0-0-0		3-0-0		0-0-0				
0-1-0		0-0-0	0-1-0		NEUTRAL		0-0-0		0-0-0		0-0-0				
RPI	S	Opponent	Score	RPI	S	Opponent	Score	RPI	S	Opponent	Score				
4	H	LSU	8 11	28	A	Auburn	2 0	70	H	Southeastern La.	9 1	114	H	Tulane	0 4
4	H	LSU	0 5	28	A	Auburn	3 6	85	H	Memphis	4 2	114	H	Tulane	2 6
4	H	LSU	4 3	28	A	Auburn	6 2	85	H	Memphis	0 6	114	H	Tulane	12 6
10	A	Mississippi St.	4 5	28	N	Auburn	3 6	98	H	Tennessee	15 1	116	A	Southern Miss.	7 4
10	A	Mississippi St.	6 10	39	H	Troy	11 2	98	H	Tennessee	12 1	116	H	Southern Miss.	10 8
10	A	Mississippi St.	6 7	44	H	Arkansas	1 3	98	H	Tennessee	6 7	133	A	Georgia	3 0
19	A	Ole Miss	2 5	44	H	Arkansas	5 0	100	H	Jacksonville St.	6 5	133	A	Georgia	6 3
19	A	Ole Miss	0 6	44	H	Arkansas	0 6					133	A	Georgia	6 3
19	A	Ole Miss	3 4	47	A	Fla. Atlantic	0 3					146	H	Missouri	3 7
21	A	Louisville	0 6	47	A	Fla. Atlantic	4 2					146	H	Missouri	7 6
21	A	Louisville	3 4	47	A	Fla. Atlantic	5 2					146	H	Missouri	9 7
21	A	Louisville	7 8	49	H	Texas A&M	3 2					170	A	Samford	15 7
				49	H	Texas A&M	3 2					170	H	Samford	5 4
												180	H	VMI	10 5
												180	H	VMI	7 4
												180	H	VMI	8 3
												189	H	UAB	7 4
												189	N	UAB	0 1
												289	H	Alcorn	3 2
												289	H	Alcorn	7 3
												298	H	Mississippi Val.	8 3
				LAST 10 GAMES											
				146	H	Missouri	7 6	10	A	Mississippi St.	6 7				
				146	H	Missouri	3 7	10	A	Mississippi St.	4 5				
				146	H	Missouri	9 7	10	A	Mississippi St.	6 10				
				39	H	Troy	11 2	49	H	Texas A&M	3 2				
				298	H	Mississippi Val.	8 3	49	H	Texas A&M	3 2				

Non-Div. I Games:

Alabama



Average RPI Win:	121	WON-LOST RECORD	WINNING PCT. RANK	LAST 10 GAMES	STRENGTH OF SCHEDULE	OPP. STRENGTH OF SCHEDULE	TEAM RPI	ADJ RPI	CONF. RPI	ADJ CONF. RPI		
DIV. I ONLY		34-17-0	.66667	42	8-2-0	94	20	44	.55102	44	2	2
DIV. I NON-CONF.		17-8-0	.68	56	1-0-0	282	90	183	.48559	181	2	2
<hr/>												
TOTALS	RPI 1-25	RPI 26-50		W-L RECORDS		RPI 51-100		RPI 101-150		RPI 150+		
34-17-0	7-7-0	6-5-0		OVERALL		7-3-0		3-0-0		11-2-0		
24-9-0	4-5-0	2-1-0		HOME		7-2-0		1-0-0		10-1-0		
9-4-0	3-0-0	4-4-0		AWAY		0-0-0		2-0-0		0-0-0		
1-4-0	0-2-0	0-0-0		NEUTRAL		0-1-0		0-0-0		1-1-0		
17-8-0	0-2-0	0-2-0		NON-CONFERENCE		5-2-0		1-0-0		11-2-0		
16-2-0	0-0-0	0-0-0		HOME		5-1-0		1-0-0		10-1-0		
0-2-0	0-0-0	0-0-		AWAY		0-0-0		0-0-0		0-0-0		
1-4-0	0-2-0	0-0-0		NEUTRAL		0-1-0		0-0-0		1-1-0		
17-9-0	7-5-0	6-3-0		CONFERENCE		2-1-0		2-0-0		0-0-0		
8-7-0	4-5-0	2-1-0		HOME		2-1-0		0-0-0		0-0-0		
9-2-0	3-0-0	4-2-0		AWAY		0-0-0		2-0-0		0-0-0		
0-0-0	0-0-0	0-0-0		NEUTRAL		0-0-0		0-0-0		0-0-0		
<hr/>												
RPI S	Opponent	Score		RPI S	Opponent	Score		RPI S	Opponent	Score		
4 H	LSU	2	6	30 A	Nebraska	0	3	61 H	New Mexico	0	3	
4 H	LSU	3	5	30 A	Nebraska	2	4	61 H	New Mexico	4	3	
4 H	LSU	8	3	31 A	Kentucky	5	3	93 N	Gonzaga	0	3	
10 H	Mississippi St.	3	1	31 A	Kentucky	2	1	96 H	San Diego St.	4	1	
10 H	Mississippi St.	1	4	31 A	Kentucky	3	4	96 H	San Diego St.	4	3	
10 H	Mississippi St.	5	4	43 A	Alabama	0	5	96 H	San Diego St.	2	0	
11 A	South Carolina	5	3	43 A	Alabama	3	1	96 H	San Diego St.	8	2	
11 A	South Carolina	15	3	43 A	Alabama	6	0	98 H	Tennessee	3	8	
11 A	South Carolina	4	2	49 H	Texas A&M	2	1	98 H	Tennessee	11	1	
17 N	Arizona St.	1	3	49 H	Texas A&M	12	2	98 H	Tennessee	10	2	
17 N	Arizona St.	2	3	49 H	Texas A&M	3	5					
19 H	Ole Miss	10	1									
19 H	Ole Miss	1	7									
19 H	Ole Miss	4	6									
<hr/>												
LAST 10 GAMES												
98 H Tennessee						10	2	31 A Kentucky		2	1	
98 H Tennessee						11	1	140 H Missouri St.		6	3	
98 H Tennessee						3	8	133 A Georgia		2	1	
31 A Kentucky						3	4	133 A Georgia		2	0	
31 A Kentucky						5	3	49 H Texas A&M		2	1	
<hr/>												

Non-Div. I Games:

Arkansas



Average RPI Win:		132	WON-LOST		WINNING		LAST 10		STRENGTH OF		OPP. STRENGTH		TEAM	ADJ		CONF.	ADJ CONF.	
Average RPI Loss:		91	RECORD		PCT. RANK		GAMES		SCHEDULE		OF SCHEDULE		RPI	RPI		RPI	RPI	
DIV. I ONLY			35-16-0		.68627		31		4-6-0		150		31		45		.54859	
DIV. I NON-CONF.			23-7-0		.76667		30		0-1-0		248		29		69		.53857	
TOTALS		RPI 1-25		RPI 26-50		W-L RECORDS		RPI 51-100		RPI 101-150		RPI 150+						
35-16-0		1-0-0		1-3-0		OVERALL		9-7-0		13-4-0		11-2-0						
25-5-0		0-0-0		0-0-0		HOME		4-2-0		11-3-0		10-0-0						
7-8-0		1-0-0		0-0-0		AWAY		4-5-0		2-1-0		0-2-0						
3-3-0		0-0-0		1-3-0		NEUTRAL		1-0-0		0-0-0		1-0-0						
23-7-0		1-0-0		0-1-0		NON-CONFERENCE		1-0-0		10-4-0		11-2-0						
18-3-0		0-0-0		0-0-0		HOME		0-0-0		8-3-0		10-0-0						
3-3-0		1-0-0		0-0-		AWAY		0-0-0		2-1-0		0-2-0						
2-1-0		0-0-0		0-1-0		NEUTRAL		1-0-0		0-0-0		1-0-0						
12-9-0		0-0-0		1-2-0		CONFERENCE		8-7-0		3-0-0		0-0-0						
7-2-0		0-0-0		0-0-0		HOME		4-2-0		3-0-0		0-0-0						
4-5-0		0-0-0		0-0-0		AWAY		4-5-0		0-0-0		0-0-0						
1-2-0		0-0-0		1-2-0		NEUTRAL		0-0-0		0-0-0		0-0-0						
RPI	S	Opponent		Score		RPI	S	Opponent		Score		RPI	S	Opponent		Score		
16	A	UCLA		4 0		33	N	Oklahoma St.		3 4		53	H	Kansas		8 10		
						33	N	Oklahoma St.		5 4		53	H	Kansas		12 1		
						33	N	Oklahoma St.		3 4		53	H	Kansas		2 1		
						42	N	Notre Dame		5 6		59	A	Baylor		1 2		
												59	A	Baylor		10 12		
												59	A	Baylor		3 1		
												61	N	New Mexico		10 8		
												68	A	Texas		2 1		
												68	A	Texas		0 1		
												68	A	Texas		4 2		
												86	A	West Virginia		4 3		
												86	A	West Virginia		3 9		
												86	A	West Virginia		6 9		
												89	H	Texas Tech		3 9		
												89	H	Texas Tech		6 2		
												89	H	Texas Tech		8 0		
								LAST 10 GAMES										
								33 N Oklahoma St.		5 4				86 A West Virginia		4 3		
								33 N Oklahoma St.		3 4				169 A Dallas Baptist		0 2		
								33 N Oklahoma St.		3 4				89 H Texas Tech		3 9		
								86 A West Virginia		6 9				89 H Texas Tech		6 2		
								86 A West Virginia		3 9				89 H Texas Tech		8 0		
														260 H Ark.-Pine Bluff		4 2		
														260 H Ark.-Pine Bluff		11 1		



RPI	S	Opponent	Score	
273	H	New Orleans	14	5
273	H	New Orleans	14	3
273	H	New Orleans	10	0

Oklahoma

O  
k  
l  
a  
h  
o  
m  
a

O  
k  
l  
a  
h  
o  
m  
a



**Rice**

R  
i  
c  
e

Rice



RPI	S	Opponent	Score	
267	H	Harvard	12	0
267	H	Harvard	5	2
267	H	Harvard	9	2

Rice

R  
i  
c  
e

R  
i  
c  
e



Average RPI Win:		125	WON-LOST RECORD		WINNING PCT. RANK		LAST 10 GAMES		STRENGTH OF SCHEDULE		OPP. STRENGTH OF SCHEDULE		TEAM RPI		ADJ RPI		CONF. RPI		ADJ CONF. RPI				
DIV. I ONLY			30-20-0		.6		73		58		40		47		.54698		47		5				
DIV. I NON-CONF.			14-9-0		.6087		78		103		39		76		.53527		75		7				
TOTALS		RPI 1-25		RPI 26-50		W-L RECORDS		RPI 51-100		RPI 101-150		RPI 150+											
30-20-0		4-4-0		3-7-0		OVERALL		5-1-0		10-5-0		8-3-0											
17-11-0		3-1-0		2-4-0		HOME		3-1-0		4-4-0		5-1-0											
12-8-0		1-2-0		1-3-0		AWAY		1-0-0		6-1-0		3-2-0											
1-1-0		0-1-0		0-0-0		NEUTRAL		1-0-0		0-0-0		0-0-0											
14-9-0		1-4-0		1-3-0		NON-CONFERENCE		3-0-0		2-1-0		7-1-0											
8-5-0		0-1-0		1-2-0		HOME		1-0-0		1-1-0		5-1-0											
5-3-0		1-2-0		0-0-		AWAY		1-0-0		1-0-0		2-0-0											
1-1-0		0-1-0		0-0-0		NEUTRAL		1-0-0		0-0-0		0-0-0											
16-11-0		3-0-0		2-4-0		CONFERENCE		2-1-0		8-4-0		1-2-0											
9-6-0		3-0-0		1-2-0		HOME		2-1-0		3-3-0		0-0-0											
7-5-0		0-0-0		1-2-0		AWAY		0-0-0		5-1-0		1-2-0											
0-0-0		0-0-0		0-0-0		NEUTRAL		0-0-0		0-0-0		0-0-0											
RPI	S	Opponent		Score		RPI	S	Opponent		Score		RPI	S	Opponent		Score							
7	N	North Carolina St.		1	2	27	A	La.-Lafayette		3	5	54	H	Middle Tenn.		5	3						
14	H	South Ala.		6	3	27	A	La.-Lafayette		2	12	54	H	Middle Tenn.		2	3						
14	H	South Ala.		3	0	27	A	La.-Lafayette		5	4	54	H	Middle Tenn.		8	3						
14	H	South Ala.		7	6	39	H	Troy		3	5	66	A	FGCU		9	0						
20	A	Miami (FL)		4	6	39	H	Troy		3	8	66	H	FGCU		9	8						
20	A	Miami (FL)		6	1	39	H	Troy		1	0	86	N	West Virginia		6	5						
20	H	Miami (FL)		4	5	41	A	Coastal Caro.		1	4												
23	A	Florida		1	7	43	H	Alabama		3	0												
						43	H	Alabama		2	4												
						43	H	Alabama		2	5												
LAST 10 GAMES						LAST 10 GAMES						LAST 10 GAMES											
136 A Western Ky.						12	6	142 H UALR						9	4	245 H Cincinnati						9	2
136 A Western Ky.						10	3	142 H UALR						10	14	245 H Cincinnati						7	5
136 A Western Ky.						7	2	39 H Troy						3	5	245 H Cincinnati						4	3
23 A Florida						1	7	39 H Troy						1	0	275 A Florida A&M						8	3
142 H UALR						5	10	39 H Troy						3	8	275 A Florida A&M						15	3

**Non-Div. I Games:** Lynn

7 6

Fla. Atlantic



Average RPI Win:	162	WON-LOST RECORD	WINNING PCT. RANK	LAST 10 GAMES	STRENGTH OF SCHEDULE	OPP. STRENGTH OF SCHEDULE	TEAM RPI	ADJ RPI	CONF. RPI	ADJ CONF. RPI		
DIV. I ONLY		28-14-0	.66667	42	5-5-0	137	155	48	.54661	48	15	15
DIV. I NON-CONF.		17-7-0	.70833	47	2-2-0	91	161	45	.55623	45	16	16
<hr/>												
TOTALS	RPI 1-25	RPI 26-50		W-L RECORDS		RPI 51-100		RPI 101-150		RPI 150+		
28-14-0	0-1-0	1-2-0		OVERALL		5-4-0		4-1-0		18-6-0		
14-4-0	0-1-0	1-1-0		HOME		2-0-0		0-0-0		11-2-0		
11-8-0	0-0-0	0-1-0		AWAY		2-2-0		2-1-0		7-4-0		
3-2-0	0-0-0	0-0-0		NEUTRAL		1-2-0		2-0-0		0-0-0		
<hr/>												
17-7-0	0-1-0	1-2-0		NON-CONFERENCE		4-2-0		2-0-0		10-2-0		
8-4-0	0-1-0	1-1-0		HOME		2-0-0		0-0-0		5-2-0		
6-1-0	0-0-0	0-0-		AWAY		1-0-0		0-0-0		5-0-0		
3-2-0	0-0-0	0-0-0		NEUTRAL		1-2-0		2-0-0		0-0-0		
<hr/>												
11-7-0	0-0-0	0-0-0		CONFERENCE		1-2-0		2-1-0		8-4-0		
6-0-0	0-0-0	0-0-0		HOME		0-0-0		0-0-0		6-0-0		
5-7-0	0-0-0	0-0-0		AWAY		1-2-0		2-1-0		2-4-0		
0-0-0	0-0-0	0-0-0		NEUTRAL		0-0-0		0-0-0		0-0-0		
<hr/>												
RPI S	Opponent	Score	RPI S	Opponent	Score	RPI S	Opponent	Score	RPI S	Opponent	Score	
22 H	Kansas St.	3 6	30 H	Nebraska	5 3	52 N	BYU	0 9	122 N	Milwaukee	14 6	
			33 H	Oklahoma St.	5 6	52 N	BYU	5 1	129 A	Wichita St.	1 4	
			36 A	Austin Peay	8 9	52 N	BYU	5 14	129 A	Wichita St.	3 1	
						53 A	Kansas	6 4	129 A	Wichita St.	6 5	
						53 H	Kansas	12 4	142 N	UALR	4 2	
						72 H	Rutgers	3 2	161 A	Indiana St.	1 6	
						88 A	Illinois St.	2 9	161 A	Indiana St.	4 5	
						88 A	Illinois St.	0 6	161 A	Indiana St.	3 5	
						88 A	Illinois St.	9 4	169 A	Dallas Baptist	3 1	
									169 A	Dallas Baptist	11 9	
									169 A	Dallas Baptist	15 6	
									175 H	Southern Ill.	4 3	
									175 H	Southern Ill.	5 3	
									175 H	Southern Ill.	9 1	
									181 H	South Dakota St.	7 1	
									187 A	Evansville	6 1	
									187 A	Evansville	1 4	
									187 A	Evansville	6 2	
									199 A	Neb. Omaha	11 4	
									199 H	Neb. Omaha	4 3	
									199 H	Neb. Omaha	2 4	
			LAST 10 GAMES						238 H	Bradley	7 3	
			129 A	Wichita St.	1 4	88 A	Illinois St.	0 6	238 H	Bradley	5 4	
			129 A	Wichita St.	3 1	88 A	Illinois St.	2 9	238 H	Bradley	7 5	
			129 A	Wichita St.	6 5	22 H	Kansas St.	3 6	241 H	North Dakota	4 1	
			181 H	South Dakota St.	7 1	33 H	Oklahoma St.	5 6	246 H	Pacific	7 2	
			88 A	Illinois St.	9 4	72 H	Rutgers	3 2	246 H	Pacific	2 5	

**Non-Div. I Games:**

Creighton



RPI	S	Opponent	Score	
246	H	Pacific	5	2
247	A	Southeast Mo. St.	17	2

Creighton

C  
r  
e  
i  
g  
h  
t  
o  
n

C  
r  
e  
i  
g  
h  
t  
o  
n



Average RPI Win: 137		WON-LOST RECORD		WINNING PCT. RANK		LAST 10 GAMES		STRENGTH OF SCHEDULE		OPP. STRENGTH OF SCHEDULE		TEAM RPI		ADJ RPI		CONF. RPI		ADJ CONF. RPI					
DIV. I ONLY		27-24-0		.52941 129		5-5-0		10		36		49		.54633 49		2		2					
DIV. I NON-CONF.		16-9-0		.64 68		1-1-0		35		195		60		.54613 60		2		2					
TOTALS		RPI 1-25		RPI 26-50		W-L RECORDS		RPI 51-100		RPI 101-150		RPI 150+											
27-24-0		4-12-0		3-6-0		OVERALL		1-2-0		9-3-0		10-1-0											
22-10-0		1-5-0		1-2-0		HOME		1-0-0		9-2-0		10-1-0											
4-12-0		3-6-0		1-4-0		AWAY		0-1-0		0-1-0		0-0-0											
1-2-0		0-1-0		1-0-0		NEUTRAL		0-1-0		0-0-0		0-0-0											
16-9-0		1-3-0		1-0-0		NON-CONFERENCE		1-2-0		3-3-0		10-1-0											
14-3-0		0-0-0		0-0-0		HOME		1-0-0		3-2-0		10-1-0											
1-4-0		1-2-0		0-0-		AWAY		0-1-0		0-1-0		0-0-0											
1-2-0		0-1-0		1-0-0		NEUTRAL		0-1-0		0-0-0		0-0-0											
11-15-0		3-9-0		2-6-0		CONFERENCE		0-0-0		6-0-0		0-0-0											
8-7-0		1-5-0		1-2-0		HOME		0-0-0		6-0-0		0-0-0											
3-8-0		2-4-0		1-4-0		AWAY		0-0-0		0-0-0		0-0-0											
0-0-0		0-0-0		0-0-0		NEUTRAL		0-0-0		0-0-0		0-0-0											
RPI	S	Opponent		Score		RPI	S	Opponent		Score		RPI	S	Opponent		Score							
2	N	North Carolina		2	14	28	H	Auburn		4	6	51	A	Sam Houston St.		8	9	121	H	Pepperdine	1	2	
4	H	LSU		2	1	28	H	Auburn		5	10	51	H	Sam Houston St.		4	1	121	H	Pepperdine	3	1	
4	H	LSU		4	7	28	H	Auburn		4	1	62	N	Houston		6	7	121	H	Pepperdine	3	5	
4	H	LSU		1	2	43	A	Alabama		2	3							125	H	Stephen F. Austin	9	2	
9	A	Cal St. Fullerton		6	7	43	A	Alabama		2	3							131	A	Texas St.	1	4	
9	A	Cal St. Fullerton		0	2	44	A	Arkansas		1	2							133	H	Georgia	11	4	
9	A	Cal St. Fullerton		6	1	44	A	Arkansas		2	12							133	H	Georgia	2	1	
10	H	Mississippi St.		3	9	44	A	Arkansas		5	3							133	H	Georgia	4	1	
10	H	Mississippi St.		4	15	46	N	Rice		8	3							138	H	UTSA	11	4	
10	H	Mississippi St.		2	3													146	H	Missouri	4	1	
11	A	South Carolina		3	6													146	H	Missouri	6	5	
11	A	South Carolina		4	6													146	H	Missouri	2	1	
11	A	South Carolina		2	3													162	H	Texas-Arlington	7	0	
19	A	Ole Miss		2	1													169	H	Dallas Baptist	2	0	
19	A	Ole Miss		10	6													217	H	Northwestern St.	9	5	
19	A	Ole Miss		2	8													217	H	Northwestern St.	2	1	
						LAST 10 GAMES																	
						4	H	LSU		1	2	146	H	Missouri		2	1	285	H	Grambling	6	2	
						4	H	LSU		4	7							43	A	Alabama	2	3	
						4	H	LSU		2	1							43	A	Alabama	2	3	
						146	H	Missouri		4	1							131	A	Texas St.	1	4	
						146	H	Missouri		6	5												



Average RPI Win:		120	WON-LOST RECORD		WINNING PCT. RANK		LAST 10 GAMES		STRENGTH OF SCHEDULE		OPP. STRENGTH OF SCHEDULE		TEAM RPI		ADJ RPI		CONF. RPI		ADJ CONF. RPI				
DIV. I ONLY			31-21-0		.59615 75		6-4-0		35		115		50		.54474 50		14		14				
DIV. I NON-CONF.			16-12-0		.57143 96		0-2-0		1		102		34		.56087 34		9		9				
TOTALS		RPI 1-25		RPI 26-50		W-L RECORDS		RPI 51-100		RPI 101-150		RPI 150+											
31-21-0		4-1-0		2-0-0		OVERALL		11-15-0		3-3-0		11-2-0											
20-13-0		3-1-0		1-0-0		HOME		9-8-0		3-3-0		4-1-0											
9-8-0		1-0-0		1-0-0		AWAY		2-7-0		0-0-0		5-1-0											
2-0-0		0-0-0		0-0-0		NEUTRAL		0-0-0		0-0-0		2-0-0											
16-12-0		4-1-0		2-0-0		NON-CONFERENCE		5-9-0		2-1-0		3-1-0											
12-9-0		3-1-0		1-0-0		HOME		5-6-0		2-1-0		1-1-0											
2-3-0		1-0-0		1-0-		AWAY		0-3-0		0-0-0		0-0-0											
2-0-0		0-0-0		0-0-0		NEUTRAL		0-0-0		0-0-0		2-0-0											
15-9-0		0-0-0		0-0-0		CONFERENCE		6-6-0		1-2-0		8-1-0											
8-4-0		0-0-0		0-0-0		HOME		4-2-0		1-2-0		3-0-0											
7-5-0		0-0-0		0-0-0		AWAY		2-4-0		0-0-0		5-1-0											
0-0-0		0-0-0		0-0-0		NEUTRAL		0-0-0		0-0-0		0-0-0											
RPI	S	Opponent		Score		RPI	S	Opponent		Score		RPI	S	Opponent		Score		RPI	S	Opponent		Score	
6	H	Oregon St.		7	4	34	H	Seton Hall		2	1	52	H	BYU		10	9	104	H	Saint Louis		3	6
6	H	Oregon St.		5	14	41	A	Coastal Caro.		8	3	52	H	BYU		5	3	104	H	Saint Louis		11	3
6	H	Oregon St.		13	3							52	H	BYU		7	5	121	H	Pepperdine		2	5
9	H	Cal St. Fullerton		7	3							55	A	UC Santa Barbara		4	12	121	H	Pepperdine		4	2
25	A	UNC Wilmington		2	0							55	H	UC Santa Barbara		7	5	121	H	Pepperdine		4	7
												56	H	San Francisco		7	0	135	H	UC Riverside		3	2
												56	H	San Francisco		8	9	154	H	Michigan		2	5
												56	H	San Francisco		5	9	173	N	Gardner-Webb		5	0
												63	H	UC Irvine		3	11	174	H	Portland		22	5
												71	A	UNLV		10	12	174	H	Portland		10	2
												71	H	UNLV		6	3	174	H	Portland		15	3
												77	A	Cal St. Northridge		4	8	188	H	Holy Cross		17	2
												77	H	Cal St. Northridge		4	6	226	N	Stony Brook		15	4
												83	A	Loyola Marymount		4	2	243	A	St. Mary's (CA)		10	7
												83	A	Loyola Marymount		1	3	243	A	St. Mary's (CA)		6	3
												83	A	Loyola Marymount		0	4	243	A	St. Mary's (CA)		6	7
												93	A	Gonzaga		1	8	280	A	Santa Clara		7	4
												93	A	Gonzaga		2	6	280	A	Santa Clara		7	3
												93	A	Gonzaga		10	9	280	A	Santa Clara		6	3
												96	H	San Diego St.		3	5						
				LAST 10 GAMES																			
				174 H Portland		22		5															
				174 H Portland		10		2															
				174 H Portland		15		3															
				71 A UNLV		10		12															
				243 A St. Mary's (CA)		6		7															

Non-Div. I Games:

San Diego



RPI	S	Opponent	Score	
96	H	San Diego St.	2	4
96	H	San Diego St.	1	8
97	H	Kent St.	18	11
97	H	Kent St.	5	9
97	H	Kent St.	2	1
97	H	Kent St.	14	2
243	A	St. Mary's (CA)	6	3
243	A	St. Mary's (CA)	10	7
77	H	Cal St. Northridge	4	6
56	H	San Francisco	7	0
56	H	San Francisco	8	9

S  
a  
n  
D  
i  
e  
g  
o

S  
a  
n  
D  
i  
e  
g  
o



[illegible]

**Non-Div. I Games:**

Sam Houston St.



RPI	S	Opponent	Score	
210	H	McNeese St.	12	2
210	H	McNeese St.	5	2
217	A	Northwestern St.	11	3
217	A	Northwestern St.	4	3
217	A	Northwestern St.	11	2
292	H	Prairie View	12	8

Sam Houston St.

S  
a  
m  
H  
o  
u  
s  
t  
o  
n  
S  
t  
.

S  
a  
m  
H  
o  
u  
s  
t  
o  
n  
S  
t  
.



Average RPI Win: 138		WON-LOST RECORD	WINNING PCT. RANK	LAST 10 GAMES	STRENGTH OF SCHEDULE	OPP. STRENGTH OF SCHEDULE	TEAM RPI	ADJ RPI		CONF. RPI	ADJ CONF. RPI						
Average RPI Loss: 84																	
DIV. I ONLY		26-19-0	.57778	88	6-4-0	68	112	52	.54395	52	14	14					
DIV. I NON-CONF.		14-10-0	.58333	90	1-0-0	14	145	36	.56068	36	9	9					
<hr/>																	
TOTALS		RPI 1-25		RPI 26-50		W-L RECORDS		RPI 51-100		RPI 101-150		RPI 150+					
26-19-0		1-1-0		2-4-0		OVERALL		9-10-0		2-1-0		12-3-0					
12-5-0		0-0-0		0-0-0		HOME		6-3-0		2-1-0		4-1-0					
10-10-0		1-1-0		0-3-0		AWAY		3-5-0		0-0-0		6-1-0					
4-4-0		0-0-0		2-1-0		NEUTRAL		0-2-0		0-0-0		2-1-0					
14-10-0		1-1-0		2-1-0		NON-CONFERENCE		4-6-0		0-0-0		7-2-0					
6-2-0		0-0-0		0-0-0		HOME		4-2-0		0-0-0		2-0-0					
4-4-0		1-1-0		0-0-		AWAY		0-2-0		0-0-0		3-1-0					
4-4-0		0-0-0		2-1-0		NEUTRAL		0-2-0		0-0-0		2-1-0					
12-9-0		0-0-0		0-3-0		CONFERENCE		5-4-0		2-1-0		5-1-0					
6-3-0		0-0-0		0-0-0		HOME		2-1-0		2-1-0		2-1-0					
6-6-0		0-0-0		0-3-0		AWAY		3-3-0		0-0-0		3-0-0					
0-0-0		0-0-0		0-0-0		NEUTRAL		0-0-0		0-0-0		0-0-0					
RPI	S	Opponent		Score		RPI	S	Opponent		Score		RPI	S	Opponent		Score	
4	A	LSU		9	4	48	N	Creighton		9	0	53	H	Kansas		6	3
4	A	LSU		5	6	48	N	Creighton		1	5	53	H	Kansas		4	15
						48	N	Creighton		14	5	53	H	Kansas		3	0
						50	A	San Diego		5	7	56	H	San Francisco		10	9
						50	A	San Diego		3	5	56	H	San Francisco		6	4
						50	A	San Diego		9	10	56	H	San Francisco		1	10
												63	H	UC Irvine		3	1
												63	H	UC Irvine		3	8
												63	H	UC Irvine		6	3
												70	N	Southeastern La.		1	4
												70	N	Southeastern La.		2	3
												71	A	UNLV		3	10
												83	A	Loyola Marymount		8	3
												83	A	Loyola Marymount		3	2
												83	A	Loyola Marymount		1	2
												89	A	Texas Tech		1	5
												93	A	Gonzaga		1	5
												93	A	Gonzaga		4	6
												93	A	Gonzaga		9	6
<hr/>																	
LAST 10 GAMES																	
						56	H	San Francisco		6	4	83	A	Loyola Marymount		8	3
						56	H	San Francisco		10	9	204	A	Utah Valley		15	7
						56	H	San Francisco		1	10	93	A	Gonzaga		9	6
						83	A	Loyola Marymount		1	2	93	A	Gonzaga		1	5
						83	A	Loyola Marymount		3	2	93	A	Gonzaga		4	6

Non-Div. I Games:

BYU



Average RPI Win: 136		WON-LOST RECORD		WINNING PCT. RANK		LAST 10 GAMES		STRENGTH OF SCHEDULE		OPP. STRENGTH OF SCHEDULE		TEAM RPI		ADJ RPI		CONF. RPI		ADJ CONF. RPI				
DIV. I ONLY		27-21-0		.5625 100		5-4-0		49		99		53		.54371 53		4		4				
DIV. I NON-CONF.		15-9-0		.625 73		2-0-0		165		232		91		.52831 91		4		4				
TOTALS		RPI 1-25		RPI 26-50		W-L RECORDS		RPI 51-100		RPI 101-150		RPI 150+										
27-21-0		0-3-0		3-5-0		OVERALL		8-8-0		4-1-0		12-4-0										
13-6-0		0-3-0		2-2-0		HOME		5-1-0		1-0-0		5-0-0										
8-11-0		0-0-0		1-3-0		AWAY		3-7-0		3-1-0		1-0-0										
6-4-0		0-0-0		0-0-0		NEUTRAL		0-0-0		0-0-0		6-4-0										
15-9-0		0-0-0		0-2-0		NON-CONFERENCE		1-3-0		2-0-0		12-4-0										
6-1-0		0-0-0		0-1-0		HOME		0-0-0		1-0-0		5-0-0										
3-4-0		0-0-0		0-0-		AWAY		1-3-0		1-0-0		1-0-0										
6-4-0		0-0-0		0-0-0		NEUTRAL		0-0-0		0-0-0		6-4-0										
12-12-0		0-3-0		3-3-0		CONFERENCE		7-5-0		2-1-0		0-0-0										
7-5-0		0-3-0		2-1-0		HOME		5-1-0		0-0-0		0-0-0										
5-7-0		0-0-0		1-2-0		AWAY		2-4-0		2-1-0		0-0-0										
0-0-0		0-0-0		0-0-0		NEUTRAL		0-0-0		0-0-0		0-0-0										
RPI	S	Opponent		Score		RPI	S	Opponent		Score		RPI	S	Opponent		Score						
22	H	Kansas St.		3	4	33	H	Oklahoma St.		7	5	52	A	BYU		3	6	102	A	TCU	1	8
22	H	Kansas St.		3	7	33	H	Oklahoma St.		3	14	52	A	BYU		0	3	102	A	TCU	8	4
22	H	Kansas St.		6	9	33	H	Oklahoma St.		3	2	52	A	BYU		15	4	102	A	TCU	2	0
						45	A	Oklahoma		1	12	59	H	Baylor		6	5	129	A	Wichita St.	7	5
						45	A	Oklahoma		1	2	59	H	Baylor		5	4	129	H	Wichita St.	1	0
						45	A	Oklahoma		10	8	59	H	Baylor		3	2	151	A	Iowa	8	3
						48	A	Creighton		4	12	68	H	Texas		4	3	186	N	Nevada	8	9
						48	H	Creighton		4	6	68	H	Texas		7	6	186	N	Nevada	6	3
												68	H	Texas		1	2	186	N	Nevada	11	4
												75	A	Central Ark.		3	9	186	N	Nevada	1	2
												86	A	West Virginia		0	1	191	N	Eastern Mich.	8	0
												86	A	West Virginia		2	3	191	N	Eastern Mich.	4	6
												86	A	West Virginia		3	4	191	N	Eastern Mich.	5	4
												89	A	Texas Tech		4	3	191	N	Eastern Mich.	6	11
												89	A	Texas Tech		6	1	213	H	Niagara	11	4
												89	A	Texas Tech		5	16	213	H	Niagara	3	2
																		213	H	Niagara	5	4
																		213	H	Niagara	7	0
																		264	H	Jackson St.	11	0
																		264	N	Jackson St.	10	6
																		266	N	SIU Edwardsville	8	0
LAST 10 GAMES																						
22	H	Kansas St.		3	7	59	H	Baylor		6	5											
22	H	Kansas St.		6	9	59	H	Baylor		3	2											
22	H	Kansas St.		3	4	129	H	Wichita St.		1	0											
129	A	Wichita St.		7	5	86	A	West Virginia		2	3											
59	H	Baylor		5	4	86	A	West Virginia		3	4											
Non-Div. I Games:		St. Mary (KS)		3	0	Missouri Valley		10	1	Baker		7	1	Baker		8		0	Kansas			



Middle Tenn.



RPI	S	Opponent	Score	
202	H	La.-Monroe	3	11
202	H	La.-Monroe	7	6
203	H	Lipscomb	2	3

Middle Tenn.

M  
i  
d  
d  
l  
e  
T  
e  
n  
n  
.

M  
i  
d  
d  
l  
e  
T  
e  
n  
n  
.



Average RPI Win: 121		WON-LOST RECORD		WINNING PCT. RANK		LAST 10 GAMES		STRENGTH OF SCHEDULE		OPP. STRENGTH OF SCHEDULE		TEAM RPI		ADJ RPI		CONF. RPI		ADJ CONF. RPI	
DIV. I ONLY		27-21-0		.5625 100		7-3-0		55		52		55		.54329 55		7		7	
DIV. I NON-CONF.		13-10-0		.56522 99		1-0-0		122		76		113		.51488 113		5		5	
TOTALS		RPI 1-25		RPI 26-50		W-L RECORDS		RPI 51-100		RPI 101-150		RPI 150+							
27-21-0		1-3-0		5-4-0		OVERALL		8-8-0		6-3-0		8-3-0							
17-8-0		0-1-0		5-1-0		HOME		6-4-0		3-2-0		4-0-0							
10-13-0		1-2-0		0-3-0		AWAY		2-4-0		3-1-0		4-3-0							
0-0-0		0-0-0		0-0-0		NEUTRAL		0-0-0		0-0-0		0-0-0							
13-10-0		0-1-0		2-1-0		NON-CONFERENCE		2-5-0		4-2-0		6-1-0							
11-5-0		0-1-0		2-0-0		HOME		2-2-0		3-2-0		4-0-0							
3-5-0		0-0-0		0-0-		AWAY		0-3-0		1-0-0		2-1-0							
0-0-0		0-0-0		0-0-0		NEUTRAL		0-0-0		0-0-0		0-0-0							
14-11-0		1-2-0		3-3-0		CONFERENCE		6-3-0		2-1-0		2-2-0							
7-3-0		0-0-0		3-1-0		HOME		4-2-0		0-0-0		0-0-0							
7-8-0		1-2-0		0-2-0		AWAY		2-1-0		2-1-0		2-2-0							
0-0-0		0-0-0		0-0-0		NEUTRAL		0-0-0		0-0-0		0-0-0							
RPI	S	Opponent		Score		RPI	S	Opponent		Score		RPI	S	Opponent		Score			
9	A	Cal St. Fullerton		3 4		32	A	Cal Poly		4 10		56	H	San Francisco		5 11			
9	A	Cal St. Fullerton		2 0		32	A	Cal Poly		0 7		56	H	San Francisco		6 2			
9	A	Cal St. Fullerton		2 10		32	H	Cal Poly		7 3		56	H	San Francisco		6 1			
16	H	UCLA		3 12		32	H	Cal Poly		4 2		56	H	San Francisco		1 4			
						32	H	Cal Poly		6 7		63	H	UC Irvine		5 3			
						32	H	Cal Poly		13 2		63	H	UC Irvine		7 6			
						42	H	Notre Dame		7 2		63	H	UC Irvine		9 14			
						50	A	San Diego		5 7		68	A	Texas		6 11			
						50	H	San Diego		12 4		68	A	Texas		2 3			
												68	A	Texas		1 5			
												77	A	Cal St. Northridge		6 2			
												77	A	Cal St. Northridge		1 7			
												77	A	Cal St. Northridge		6 1			
												94	H	Long Beach St.		2 1			
												94	H	Long Beach St.		5 4			
												94	H	Long Beach St.		4 8			
														224 A Fresno St.		8 1			
														224 A Fresno St.		1 8			
														224 A Fresno St.		11 3			
														243 H St. Mary's (CA)		10 1			
														271 H San Jose St.		2 1			
														271 H San Jose St.		7 2			
														271 H San Jose St.		5 4			
LAST 10 GAMES																			
						147	H	Washington St.		7 6		63	H	UC Irvine		5 3			
						77	A	Cal St. Northridge		1 7		63	H	UC Irvine		9 14			
						77	A	Cal St. Northridge		6 2		135	A	UC Riverside		5 8			
						77	A	Cal St. Northridge		6 1		135	A	UC Riverside		2 0			
						63	H	UC Irvine		7 6		135	A	UC Riverside		10 7			

Non-Div. I Games:

UC Santa Barbara



S  
a  
n  
F  
r  
a  
n  
c  
i  
s  
c  
o

San Francisco



Average RPI Win: 147		WON-LOST	WINNING	LAST 10	STRENGTH OF		OPP. STRENGTH	TEAM	ADJ	CONF.	ADJ CONF.
Average RPI Loss: 111		RECORD	PCT. RANK	GAMES	SCHEDULE		OF SCHEDULE	RPI	RPI	RPI	RPI
DIV. I ONLY		36-17-0	.67925	34	9-1-0		155	58	57	.54317	57
DIV. I NON-CONF.		15-11-0	.57692	93	3-1-0		151	24	114	.51476	114
TOTALS		RPI 1-25	RPI 26-50		W-L RECORDS		RPI 51-100		RPI 101-150		RPI 150+
36-17-0		0-2-0	1-2-0		OVERALL		5-5-0		14-3-0		16-5-0
24-7-0		0-1-0	1-0-0		HOME		3-3-0		10-2-0		10-1-0
12-7-0		0-1-0	0-1-0		AWAY		2-2-0		4-1-0		6-2-0
0-3-0		0-0-0	0-1-0		NEUTRAL		0-0-0		0-0-0		0-2-0
15-11-0		0-2-0	1-2-0		NON-CONFERENCE		0-1-0		9-2-0		5-4-0
12-4-0		0-1-0	1-0-0		HOME		0-0-0		7-2-0		4-1-0
3-4-0		0-1-0	0-0-		AWAY		0-1-0		2-0-0		1-1-0
0-3-0		0-0-0	0-1-0		NEUTRAL		0-0-0		0-0-0		0-2-0
21-6-0		0-0-0	0-0-0		CONFERENCE		5-4-0		5-1-0		11-1-0
12-3-0		0-0-0	0-0-0		HOME		3-3-0		3-0-0		6-0-0
9-3-0		0-0-0	0-0-0		AWAY		2-1-0		2-1-0		5-1-0
0-0-0		0-0-0	0-0-0		NEUTRAL		0-0-0		0-0-0		0-0-0
RPI S	Opponent	Score		RPI S	Opponent	Score		RPI S	Opponent	Score	
12 A	Clemson	1	12	35 A	Wake Forest	1	3	78 H	Citadel	7	6
12 H	Clemson	9	12	35 H	Wake Forest	7	2	78 H	Citadel	5	4
				38 N	Michigan St.	1	4	78 H	Citadel	4	5
								81 A	Col. of Charleston	4	6
								81 A	Col. of Charleston	10	6
								81 A	Col. of Charleston	5	4
								84 H	Elon	1	2
								84 H	Elon	5	8
								84 H	Elon	7	5
								98 A	Tennessee	5	10
								103 H	Tennessee Tech	6	1
								103 H	Tennessee Tech	18	7
								112 A	Furman	2	9
								112 A	Furman	8	5
								112 A	Furman	9	3
								119 H	Ga. Southern	7	4
								119 H	Ga. Southern	9	3
								119 H	Ga. Southern	9	8
								127 A	Kennesaw St.	9	3
								127 H	Kennesaw St.	2	0
								128 H	Hofstra	6	2
								128 H	Hofstra	7	6
								128 H	Hofstra	2	5
								133 A	Georgia	12	7
								147 H	Washington St.	1	4
								147 H	Washington St.	8	5
								147 H	Washington St.	15	10
								152 H	Longwood	1	4
								152 H	Longwood	8	5
								170 H	Samford	5	2
								170 H	Samford	21	7
								170 H	Samford	9	8
								173 A	Gardner-Webb	5	2
								173 H	Gardner-Webb	9	6
								179 N	Miami (OH)	2	3
								195 A	UNC Asheville	0	15
								195 H	UNC Asheville	13	9
LAST 10 GAMES				228 H	Wofford	10	7	127 A	Kennesaw St.	9	3
				228 H	Wofford	3	0	209 A	UNC Greensboro	10	7
				228 H	Wofford	6	1	209 A	UNC Greensboro	15	5
				103 H	Tennessee Tech	6	1	209 A	UNC Greensboro	7	3
				103 H	Tennessee Tech	18	7	12 A	Clemson	1	12

Non-Div. I Games:

Western Caro.



RPI	S	Opponent	Score	
206	H	Eastern Ky.	11	7
209	A	UNC Greensboro	15	5
209	A	UNC Greensboro	10	7
209	A	UNC Greensboro	7	3
212	A	Davidson	5	7
212	A	Davidson	5	2
212	A	Davidson	9	4
228	H	Wofford	3	0
228	H	Wofford	10	7
228	H	Wofford	6	1
245	N	Cincinnati	6	7

Western Caro.

W  
e  
s  
t  
e  
r  
n  
C  
a  
r  
o  
.

W  
e  
s  
t  
e  
r  
n  
C  
a  
r  
o  
.



Average RPI Win: 161		WON-LOST	WINNING	LAST 10	STRENGTH OF		OPP. STRENGTH	TEAM	ADJ		CONF.	ADJ CONF.
Average RPI Loss: 72		RECORD	PCT. RANK	GAMES	SCHEDULE		OF SCHEDULE	RPI	RPI		RPI	RPI
DIV. I ONLY		33-18-0	.64706	52	5-5-0		116	106	58		6	6
DIV. I NON-CONF.		19-11-0	.63333	70	3-4-0		106	148	79		6	6
TOTALS		RPI 1-25	RPI 26-50		W-L RECORDS		RPI 51-100		RPI 101-150		RPI 150+	
33-18-0		1-5-0	6-6-0		OVERALL		3-2-0		1-2-0		22-3-0	
15-8-0		1-4-0	3-3-0		HOME		3-1-0		0-0-0		8-0-0	
10-7-0		0-0-0	3-2-0		AWAY		0-0-0		1-2-0		6-3-0	
8-3-0		0-1-0	0-1-0		NEUTRAL		0-1-0		0-0-0		8-0-0	
19-11-0		1-5-0	1-2-0		NON-CONFERENCE		3-2-0		0-0-0		14-2-0	
9-5-0		1-4-0	0-0-0		HOME		3-1-0		0-0-0		5-0-0	
2-3-0		0-0-0	1-0-		AWAY		0-0-0		0-0-0		1-2-0	
8-3-0		0-1-0	0-1-0		NEUTRAL		0-1-0		0-0-0		8-0-0	
14-7-0		0-0-0	5-4-0		CONFERENCE		0-0-0		1-2-0		8-1-0	
6-3-0		0-0-0	3-3-0		HOME		0-0-0		0-0-0		3-0-0	
8-4-0		0-0-0	2-1-0		AWAY		0-0-0		1-2-0		5-1-0	
0-0-0		0-0-0	0-0-0		NEUTRAL		0-0-0		0-0-0		0-0-0	
RPI S	Opponent	Score	RPI S	Opponent	Score	RPI S	Opponent	Score	RPI S	Opponent	Score	
8 H	Oregon	1 3	30 A	Nebraska	6 5	69 H	Bryant	2 3	126 A	Minnesota	0 7	
8 H	Oregon	0 4	30 A	Nebraska	2 11	69 H	Bryant	6 4	126 A	Minnesota	5 2	
8 H	Oregon	0 1	30 A	Nebraska	7 4	69 H	Bryant	4 1	126 A	Minnesota	0 1	
18 H	Georgia Tech	2 9	37 H	Illinois	7 6	86 H	West Virginia	9 0	155 N	St. John's (NY)	3 1	
18 H	Georgia Tech	3 2	37 H	Illinois	2 9	95 N	Connecticut	2 5	165 A	Northwestern	6 2	
24 N	Mercer	5 6	37 H	Illinois	7 3				165 A	Northwestern	5 3	
			38 H	Michigan St.	8 3				165 A	Northwestern	0 8	
			38 H	Michigan St.	7 8				176 A	Stetson	2 3	
			38 H	Michigan St.	2 7				178 A	Purdue	7 0	
			41 A	Coastal Caro.	1 3				178 A	Purdue	10 1	
			41 A	Coastal Caro.	3 2				178 A	Purdue	8 3	
			42 N	Notre Dame	3 13				179 H	Miami (OH)	1 0	
									181 N	South Dakota St.	5 2	
									181 N	South Dakota St.	10 2	
									182 A	Charleston So.	6 3	
									190 N	Central Mich.	8 1	
									197 N	Ball St.	5 3	
									225 H	Marshall	5 0	
									235 H	Penn St.	3 1	
									235 H	Penn St.	8 3	
									235 H	Penn St.	10 8	
									245 A	Cincinnati	3 5	
									254 H	Youngstown St.	3 0	
									267 N	Harvard	11 0	
									283 H	Northern Ky.	6 5	
									283 H	Northern Ky.	9 8	
									295 N	Mt. St. Mary's	13 4	
			LAST 10 GAMES									
			8 H	Oregon	0 1	165 A	Northwestern	6 2				
			8 H	Oregon	0 4	165 A	Northwestern	5 3				
			8 H	Oregon	1 3	165 A	Northwestern	0 8				
			18 H	Georgia Tech	3 2	283 H	Northern Ky.	9 8				
			18 H	Georgia Tech	2 9	283 H	Northern Ky.	6 5				

Non-Div. I Games:

Ohio St.



RPI	S	Opponent	Score	
295	N	Mt. St. Mary's	13	2

Ohio St.

O  
h  
i  
o  
s  
t  
.

O  
h  
i  
o  
s  
t  
.



Average RPI Win: 113		WON-LOST RECORD		WINNING PCT. RANK		LAST 10 GAMES		STRENGTH OF SCHEDULE		OPP. STRENGTH OF SCHEDULE		TEAM RPI		ADJ RPI		CONF. RPI		ADJ CONF. RPI	
DIV. I ONLY		25-23-0		.52083 136		5-5-0		15		66		59		.54281 59		4		4	
DIV. I NON-CONF.		14-14-0		.5 139		2-0-0		46		79		104		.52189 104		4		4	
TOTALS		RPI 1-25		RPI 26-50		W-L RECORDS		RPI 51-100		RPI 101-150		RPI 150+							
25-23-0		3-3-0		4-5-0		OVERALL		6-11-0		4-4-0		8-0-0							
16-10-0		3-3-0		2-4-0		HOME		5-3-0		2-0-0		4-0-0							
5-12-0		0-0-0		1-1-0		AWAY		1-7-0		1-4-0		2-0-0							
4-1-0		0-0-0		1-0-0		NEUTRAL		0-1-0		1-0-0		2-0-0							
14-14-0		1-2-0		1-3-0		NON-CONFERENCE		1-7-0		3-2-0		8-0-0							
7-7-0		1-2-0		0-3-0		HOME		0-2-0		2-0-0		4-0-0							
3-6-0		0-0-0		0-0-		AWAY		1-4-0		0-2-0		2-0-0							
4-1-0		0-0-0		1-0-0		NEUTRAL		0-1-0		1-0-0		2-0-0							
11-9-0		2-1-0		3-2-0		CONFERENCE		5-4-0		1-2-0		0-0-0							
9-3-0		2-1-0		2-1-0		HOME		5-1-0		0-0-0		0-0-0							
2-6-0		0-0-0		1-1-0		AWAY		0-3-0		1-2-0		0-0-0							
0-0-0		0-0-0		0-0-0		NEUTRAL		0-0-0		0-0-0		0-0-0							
RPI	S	Opponent		Score		RPI	S	Opponent		Score		RPI	S	Opponent		Score			
16	H	UCLA		3	4	33	A	Oklahoma St.		0	5	51	A	Sam Houston St.		4	1		
16	H	UCLA		5	0	33	A	Oklahoma St.		5	3	51	H	Sam Houston St.		2	4		
16	H	UCLA		4	5	37	H	Illinois		4	5	53	A	Kansas		2	3		
22	H	Kansas St.		2	3	37	H	Illinois		1	6	53	A	Kansas		5	6		
22	H	Kansas St.		10	8	37	H	Illinois		3	4	53	A	Kansas		4	5		
22	H	Kansas St.		7	6	45	H	Oklahoma		12	10	62	A	Houston		2	3		
						45	H	Oklahoma		1	3	62	H	Houston		3	5		
						45	H	Oklahoma		2	1	62	N	Houston		4	15		
						46	N	Rice		9	2	63	A	UC Irvine		3	15		
												63	A	UC Irvine		4	6		
												63	A	UC Irvine		0	5		
												68	H	Texas		6	2		
												68	H	Texas		1	0		
												68	H	Texas		5	2		
												86	H	West Virginia		8	0		
												86	H	West Virginia		8	9		
												86	H	West Virginia		11	1		
				LAST 10 GAMES															
						53	A	Kansas		4	5	68	H	Texas		1	0		
						53	A	Kansas		5	6	68	H	Texas		6	2		
						53	A	Kansas		2	3	169	A	Dallas Baptist		9	5		
						162	A	Texas-Arlington		6	4	102	A	TCU		4	5		
						68	H	Texas		5	2	102	A	TCU		1	2		

Non-Div. I Games:

Baylor



North Florida

Through Games Of May 12, 2013

Average RPI Win: 156		WON-LOST	WINNING	LAST 10	STRENGTH OF		OPP. STRENGTH	TEAM	ADJ		CONF.	ADJ CONF.			
Average RPI Loss: 97		RECORD	PCT. RANK	GAMES	SCHEDULE		OF SCHEDULE	RPI	RPI		RPI	RPI			
DIV. I ONLY		35-16-0	.68627	31	6-4-0		145	94	60	.54177	60	16	16		
DIV. I NON-CONF.		19-8-0	.7037	48	1-0-0		141	75	53	.55034	52	17	17		
TOTALS		RPI 1-25	RPI 26-50		W-L RECORDS		RPI 51-100		RPI 101-150		RPI 150+				
35-16-0		4-4-0	0-0-0		OVERALL		8-6-0		6-2-0		17-4-0				
24-9-0		2-1-0	0-0-0		HOME		7-6-0		5-2-0		10-0-0				
11-7-0		2-3-0	0-0-0		AWAY		1-0-0		1-0-0		7-4-0				
0-0-0		0-0-0	0-0-0		NEUTRAL		0-0-0		0-0-0		0-0-0				
19-8-0		2-3-0	0-0-0		NON-CONFERENCE		7-4-0		2-0-0		8-1-0				
14-4-0		0-0-0	0-0-0		HOME		6-4-0		1-0-0		7-0-0				
5-4-0		2-3-0	0-0-		AWAY		1-0-0		1-0-0		1-1-0				
0-0-0		0-0-0	0-0-0		NEUTRAL		0-0-0		0-0-0		0-0-0				
16-8-0		2-1-0	0-0-0		CONFERENCE		1-2-0		4-2-0		9-3-0				
10-5-0		2-1-0	0-0-0		HOME		1-2-0		4-2-0		3-0-0				
6-3-0		0-0-0	0-0-0		AWAY		0-0-0		0-0-0		6-3-0				
0-0-0		0-0-0	0-0-0		NEUTRAL		0-0-0		0-0-0		0-0-0				
RPI S	Opponent	Score		RPI S	Opponent	Score		RPI S	Opponent	Score		RPI S	Opponent	Score	
14 A	South Ala.	8	9					66 H	FGCU	5	7	107 H	East Tenn. St.	11	4
14 A	South Ala.	15	2					66 H	FGCU	8	7	107 H	East Tenn. St.	5	7
14 A	South Ala.	5	6					66 H	FGCU	7	10	107 H	East Tenn. St.	15	4
23 A	Florida	4	9					78 H	Citadel	4	3	119 H	Ga. Southern	5	4
23 A	Florida	7	6					78 H	Citadel	9	8	120 A	UCF	9	5
24 H	Mercer	3	2					78 H	Citadel	3	6	127 H	Kennesaw St.	14	3
24 H	Mercer	10	4					86 H	West Virginia	3	4	127 H	Kennesaw St.	9	1
24 H	Mercer	4	5					86 H	West Virginia	4	0	127 H	Kennesaw St.	0	4
								86 H	West Virginia	7	6	176 A	Stetson	3	0
								90 A	Bethune-Cookman	4	2	176 A	Stetson	6	7
								90 H	Bethune-Cookman	5	6	176 A	Stetson	4	9
								90 H	Bethune-Cookman	3	1	182 H	Charleston So.	10	5
								100 H	Jacksonville St.	7	3	182 H	Charleston So.	9	1
								100 H	Jacksonville St.	2	5	194 A	Savannah St.	1	4
												194 H	Savannah St.	18	4
												198 A	Jacksonville	12	1
												198 A	Jacksonville	10	4
												198 A	Jacksonville	10	2
												203 A	Lipscomb	3	4
												203 A	Lipscomb	8	2
												203 A	Lipscomb	7	5
												275 A	Florida A&M	5	2
												275 H	Florida A&M	2	0
												283 H	Northern Ky.	12	1
												283 H	Northern Ky.	8	7
												283 H	Northern Ky.	12	4
												288 H	Lafayette	7	5
				LAST 10 GAMES											
				66 H	FGCU	7	10	176 A	Stetson	4	9				
				66 H	FGCU	5	7	119 H	Ga. Southern	5	4				
				66 H	FGCU	8	7	198 A	Jacksonville	12	1				
				176 A	Stetson	6	7	198 A	Jacksonville	10	4				
				176 A	Stetson	3	0	198 A	Jacksonville	10	2				

Non-Div. I Games:

North Florida



RPI	S	Opponent	Score	
288	H	Lafayette	7	1
288	H	Lafayette	7	1

North Florida

N  
o  
r  
t  
h  
F  
l  
o  
r  
i  
d  
a

N  
o  
r  
t  
h  
F  
l  
o  
r  
i  
d  
a



[illegible]

**Non-Div. I Games:**

New Mexico



RPI	S	Opponent	Score	
253	H	Air Force	14	7
253	H	Air Force	11	10
253	H	Air Force	17	1

New Mexico

N  
e  
w  
M  
e  
x  
i  
c  
o

N  
e  
w  
M  
e  
x  
i  
c  
o



Average RPI Win:	132	WON-LOST RECORD	WINNING PCT. RANK	LAST 10 GAMES	STRENGTH OF SCHEDULE	OPP. STRENGTH OF SCHEDULE	TEAM RPI	ADJ RPI	CONF. RPI	ADJ CONF. RPI		
DIV. I ONLY		33-19-0	.63462	58	6-4-0	117	68	62	.54151	62	10	10
DIV. I NON-CONF.		22-9-0	.70968	46	2-0-0	132	45	50	.5516	49	10	10
<hr/>												
TOTALS	RPI 1-25	RPI 26-50		W-L RECORDS		RPI 51-100		RPI 101-150		RPI 150+		
33-19-0	0-0-0	4-4-0		OVERALL		10-4-0		8-8-0		11-3-0		
21-8-0	0-0-0	3-4-0		HOME		5-1-0		4-2-0		9-1-0		
10-10-0	0-0-0	0-0-0		AWAY		4-3-0		4-5-0		2-2-0		
2-1-0	0-0-0	1-0-0		NEUTRAL		1-0-0		0-1-0		0-0-0		
22-9-0	0-0-0	3-2-0		NON-CONFERENCE		5-3-0		6-4-0		8-0-0		
15-5-0	0-0-0	2-2-0		HOME		2-1-0		4-2-0		7-0-0		
5-3-0	0-0-0	0-0-		AWAY		2-2-0		2-1-0		1-0-0		
2-1-0	0-0-0	1-0-0		NEUTRAL		1-0-0		0-1-0		0-0-0		
11-10-0	0-0-0	1-2-0		CONFERENCE		5-1-0		2-4-0		3-3-0		
6-3-0	0-0-0	1-2-0		HOME		3-0-0		0-0-0		2-1-0		
5-7-0	0-0-0	0-0-0		AWAY		2-1-0		2-4-0		1-2-0		
0-0-0	0-0-0	0-0-0		NEUTRAL		0-0-0		0-0-0		0-0-0		
RPI	S	Opponent	Score	RPI	S	Opponent	Score	RPI	S	Opponent	Score	
				27	H	La.-Lafayette	6 4					
				34	H	Seton Hall	4 0					
				34	H	Seton Hall	1 11					
				34	H	Seton Hall	1 15					
				46	H	Rice	8 7					
				46	H	Rice	0 4					
				46	H	Rice	1 11					
				49	N	Texas A&M	7 6					
								51	A	Sam Houston St.	6 3	
								51	H	Sam Houston St.	1 4	
								59	A	Baylor	5 3	
								59	H	Baylor	3 2	
								59	N	Baylor	15 4	
								68	A	Texas	0 4	
								68	H	Texas	4 3	
								74	H	East Carolina	5 4	
								74	H	East Carolina	7 2	
								74	H	East Carolina	4 3	
								85	A	Memphis	0 1	
								85	A	Memphis	2 0	
								85	A	Memphis	3 1	
								99	A	Lamar	3 6	

Non-Div. I Games:

Houston



RPI	S	Opponent	Score	
267	H	Harvard	8	1
273	H	New Orleans	8	3
273	H	New Orleans	13	3

Houston

H  
o  
u  
s  
t  
o  
n

H  
o  
u  
s  
t  
o  
n



Average RPI Win:		115	WON-LOST RECORD		WINNING PCT. RANK	LAST 10 GAMES		STRENGTH OF SCHEDULE		OPP. STRENGTH OF SCHEDULE	TEAM RPI	ADJ RPI	CONF. RPI	ADJ CONF. RPI			
DIV. I ONLY			31-16-0		.65957	48		6-4-0		180	15	64	.54024	63	7	7	
DIV. I NON-CONF.			18-8-0		.69231	50		0-1-0		121	2	37	.56029	37	5	5	
TOTALS		RPI 1-25		RPI 26-50		W-L RECORDS		RPI 51-100		RPI 101-150		RPI 150+					
31-16-0		0-2-0		5-2-0		OVERALL		11-6-0		4-4-0		11-2-0					
23-6-0		0-1-0		4-2-0		HOME		7-1-0		3-1-0		9-1-0					
8-10-0		0-1-0		1-0-0		AWAY		4-5-0		1-3-0		2-1-0					
0-0-0		0-0-0		0-0-0		NEUTRAL		0-0-0		0-0-0		0-0-0					
18-8-0		0-2-0		3-1-0		NON-CONFERENCE		8-3-0		4-1-0		3-1-0					
13-4-0		0-1-0		2-1-0		HOME		5-0-0		3-1-0		3-1-0					
5-4-0		0-1-0		1-0-		AWAY		3-3-0		1-0-0		0-0-0					
0-0-0		0-0-0		0-0-0		NEUTRAL		0-0-0		0-0-0		0-0-0					
13-8-0		0-0-0		2-1-0		CONFERENCE		3-3-0		0-3-0		8-1-0					
10-2-0		0-0-0		2-1-0		HOME		2-1-0		0-0-0		6-0-0					
3-6-0		0-0-0		0-0-0		AWAY		1-2-0		0-3-0		2-1-0					
0-0-0		0-0-0		0-0-0		NEUTRAL		0-0-0		0-0-0		0-0-0					
RPI	S	Opponent		Score		RPI	S	Opponent		Score		RPI	S	Opponent		Score	
16	A	UCLA		1	8	30	H	Nebraska		2	1	52	A	BYU		8	3
16	H	UCLA		4	6	30	H	Nebraska		1	4	52	A	BYU		1	3
						30	H	Nebraska		2	0	52	A	BYU		3	6
						32	H	Cal Poly		11	1	55	A	UC Santa Barbara		6	7
						32	H	Cal Poly		7	1	55	A	UC Santa Barbara		3	5
						32	H	Cal Poly		3	4	55	A	UC Santa Barbara		14	9
						50	A	San Diego		11	3	59	H	Baylor		15	3
												59	H	Baylor		6	4
												59	H	Baylor		5	0
												77	H	Cal St. Northridge		4	3
												77	H	Cal St. Northridge		1	2
												77	H	Cal St. Northridge		2	0
												82	A	CSU Bakersfield		5	4
												82	H	CSU Bakersfield		6	1
												83	A	Loyola Marymount		10	3
												96	A	San Diego St.		2	18
												96	H	San Diego St.		4	2
LAST 10 GAMES																	
						32	H	Cal Poly		11	1	55	A	UC Santa Barbara		14	9
						32	H	Cal Poly		3	4	16	A	UCLA		1	8
						32	H	Cal Poly		7	1	219	H	UC Davis		4	3
						55	A	UC Santa Barbara		6	7	219	H	UC Davis		8	2
						55	A	UC Santa Barbara		3	5	219	H	UC Davis		5	4

Non-Div. I Games:

UC Irvine



Average RPI Win: 181		WON-LOST	WINNING	LAST 10	STRENGTH OF		OPP. STRENGTH	TEAM	ADJ		CONF.	ADJ CONF.			
Average RPI Loss: 151		RECORD	PCT. RANK	GAMES	SCHEDULE		OF SCHEDULE	RPI	RPI		RPI	RPI			
DIV. I ONLY		40-11-0	.78431	10	9-1-0		261	129	65	.5402	64	8	8		
DIV. I NON-CONF.		22-8-0	.73333	41	2-1-0		285	177	130	.50537	130	11	11		
TOTALS		RPI 1-25	RPI 26-50		W-L RECORDS		RPI 51-100		RPI 101-150		RPI 150+				
40-11-0		0-0-0	3-0-0		OVERALL		4-5-0		6-1-0		27-5-0				
25-4-0		0-0-0	3-0-0		HOME		3-1-0		3-0-0		16-3-0				
15-5-0		0-0-0	0-0-0		AWAY		1-4-0		3-0-0		11-1-0				
0-2-0		0-0-0	0-0-0		NEUTRAL		0-0-0		0-1-0		0-1-0				
22-8-0		0-0-0	0-0-0		NON-CONFERENCE		1-2-0		6-1-0		15-5-0				
13-4-0		0-0-0	0-0-0		HOME		0-1-0		3-0-0		10-3-0				
9-2-0		0-0-0	0-0-		AWAY		1-1-0		3-0-0		5-1-0				
0-2-0		0-0-0	0-0-0		NEUTRAL		0-0-0		0-1-0		0-1-0				
18-3-0		0-0-0	3-0-0		CONFERENCE		3-3-0		0-0-0		12-0-0				
12-0-0		0-0-0	3-0-0		HOME		3-0-0		0-0-0		6-0-0				
6-3-0		0-0-0	0-0-0		AWAY		0-3-0		0-0-0		6-0-0				
0-0-0		0-0-0	0-0-0		NEUTRAL		0-0-0		0-0-0		0-0-0				
RPI	S	Opponent	Score	RPI	S	Opponent	Score	RPI	S	Opponent	Score	RPI	S	Opponent	Score
				42	H	Notre Dame	4 0	65	A	South Fla.	2 3	117	H	Towson	7 5
				42	H	Notre Dame	12 3	65	A	South Fla.	6 7	117	H	Towson	5 2
				42	H	Notre Dame	4 2	65	A	South Fla.	0 1	117	H	Towson	2 1
								72	H	Rutgers	6 3	129	A	Wichita St.	11 3
								72	H	Rutgers	14 5	129	A	Wichita St.	10 8
								72	H	Rutgers	9 4	129	A	Wichita St.	6 4
								78	A	Citadel	0 8	143	N	VCU	4 6
								86	A	West Virginia	7 6	155	A	St. John's (NY)	11 2
								86	H	West Virginia	7 8	155	A	St. John's (NY)	12 9
												155	A	St. John's (NY)	14 2
												184	A	Georgetown	13 3
												184	A	Georgetown	6 2
												184	A	Georgetown	8 3
												193	H	Toledo	9 5
												193	H	Toledo	4 2
												195	N	UNC Asheville	4 5
												213	H	Niagara	5 7
												213	H	Niagara	17 3
												216	H	Manhattan	9 3
												216	H	Manhattan	6 5
												228	A	Wofford	2 3
												228	A	Wofford	19 8
												228	A	Wofford	4 3
												232	A	Akron	11 7
												232	H	Akron	1 6
												235	A	Penn St.	10 8
												245	H	Cincinnati	4 3
				LAST 10 GAMES											
				256	H	Villanova	10 2	184	A	Georgetown	13 3	228	A	Wofford	4 3
				256	H	Villanova	4 3	184	A	Georgetown	8 3	232	A	Akron	11 7
				256	H	Villanova	12 4	232	H	Akron	1 6	232	H	Akron	1 6
				278	H	Ohio	6 5	86	A	West Virginia	7 6	235	A	Penn St.	10 8
				184	A	Georgetown	6 2	245	H	Cincinnati	10 9	245	H	Cincinnati	4 3

Non-Div. I Games:

Pittsburgh



RPI	S	Opponent	Score	
245	H	Cincinnati	7	3
245	H	Cincinnati	10	9
254	A	Youngstown St.	24	7
254	H	Youngstown St.	9	2
254	H	Youngstown St.	16	1
254	H	Youngstown St.	11	9
256	H	Villanova	10	2
256	H	Villanova	4	3
256	H	Villanova	12	4
278	H	Ohio	6	5
290	H	Coppin St.	3	6
290	H	Coppin St.	10	4

Pittsburgh

P  
i  
t  
t  
s  
b  
u  
r  
g  
h

P  
i  
t  
t  
s  
b  
u  
r  
g  
h



Average RPI Win:		170	WON-LOST RECORD		WINNING PCT. RANK		LAST 10 GAMES		STRENGTH OF SCHEDULE		OPP. STRENGTH OF SCHEDULE		TEAM RPI		ADJ RPI		CONF. RPI		ADJ CONF. RPI					
DIV. I ONLY			32-19-0		.62745		60		6-4-0		121		124		66		.5393		65		8		8	
DIV. I NON-CONF.			17-12-0		.58621		89		1-0-0		237		81		156		.49335		155		11		11	
TOTALS		RPI 1-25		RPI 26-50		W-L RECORDS		RPI 51-100		RPI 101-150		RPI 150+												
32-19-0		0-6-0		2-4-0		OVERALL		7-2-0		2-2-0		21-5-0												
23-4-0		0-0-0		0-0-0		HOME		4-1-0		1-0-0		18-3-0												
8-13-0		0-3-0		2-4-0		AWAY		3-1-0		1-2-0		2-2-0												
1-2-0		0-2-0		0-0-0		NEUTRAL		0-0-0		0-0-0		1-0-0												
17-12-0		0-5-0		0-0-0		NON-CONFERENCE		1-2-0		2-2-0		14-3-0												
14-4-0		0-0-0		0-0-0		HOME		1-1-0		1-0-0		12-3-0												
2-7-0		0-4-0		0-0-		AWAY		0-1-0		1-2-0		1-0-0												
1-1-0		0-1-0		0-0-0		NEUTRAL		0-0-0		0-0-0		1-0-0												
15-7-0		0-1-0		2-4-0		CONFERENCE		6-0-0		0-0-0		7-2-0												
9-0-0		0-0-0		0-0-0		HOME		3-0-0		0-0-0		6-0-0												
6-6-0		0-0-0		2-4-0		AWAY		3-0-0		0-0-0		1-2-0												
0-1-0		0-1-0		0-0-0		NEUTRAL		0-0-0		0-0-0		0-0-0												
RPI	S	Opponent		Score		RPI	S	Opponent		Score		RPI	S	Opponent		Score								
5	A	Florida St.		3	14	34	A	Seton Hall		4	5	64	H	Pittsburgh		3	2							
5	A	Florida St.		2	5	34	A	Seton Hall		2	3	64	H	Pittsburgh		7	6							
5	A	Florida St.		0	8	34	A	Seton Hall		2	4	64	H	Pittsburgh		1	0							
15	N	Indiana		2	12	42	A	Notre Dame		4	3	66	H	FGCU		5	13							
21	N	Louisville		1	10	42	A	Notre Dame		8	2	90	A	Bethune-Cookman		2	6							
23	A	Florida		1	12	42	A	Notre Dame		1	10	90	H	Bethune-Cookman		7	3							
												95	A	Connecticut		4	3							
												95	A	Connecticut		3	2							
												95	A	Connecticut		7	4							
																166	H	Boston College		4	10			
																166	H	Boston College		9	4			
																176	A	Stetson		6	2			
																176	H	Stetson		12	8			
																178	N	Purdue		20	2			
																184	A	Georgetown		0	1			
																184	A	Georgetown		2	7			
																184	A	Georgetown		10	6			
																193	H	Toledo		4	5			
																193	H	Toledo		7	5			
																193	H	Toledo		9	8			
																201	H	Valparaiso		7	3			
																201	H	Valparaiso		2	5			
																201	H	Valparaiso		3	2			
																245	H	Cincinnati		8	5			
																245	H	Cincinnati		8	3			
																245	H	Cincinnati		8	4			
																275	H	Florida A&M		11	3			
																275	H	Florida A&M		11	4			
																275	H	Florida A&M		11	2			
		</																						



South Fla.

Through Games Of May 12, 2013

RPI	S	Opponent	Score	
289	H	Alcorn	3	2
289	H	Alcorn	12	0
289	H	Alcorn	15	7

South Fla.

S  
o  
u  
t  
h  
F  
l  
a  
.

S  
o  
u  
t  
h  
F  
l  
a  
.



Average RPI Win:		173	WON-LOST RECORD		WINNING PCT. RANK		LAST 10 GAMES		STRENGTH OF SCHEDULE		OPP. STRENGTH OF SCHEDULE		TEAM RPI		ADJ RPI		CONF. RPI		ADJ CONF. RPI	
DIV. I ONLY			34-16-0		.68 33		9-1-0		184		80		63		.53866 66		16		16	
DIV. I NON-CONF.			18-8-0		.69231 50		4-0-0		206		30		71		.53517 76		17		17	
TOTALS		RPI 1-25		RPI 26-50		W-L RECORDS		RPI 51-100		RPI 101-150		RPI 150+								
34-16-0		3-5-0		0-3-0		OVERALL		3-3-0		6-2-0		22-3-0								
18-7-0		0-1-0		0-1-0		HOME		0-2-0		0-0-0		18-3-0								
14-8-0		3-4-0		0-1-0		AWAY		3-1-0		6-2-0		2-0-0								
2-1-0		0-0-0		0-1-0		NEUTRAL		0-0-0		0-0-0		2-0-0								
18-8-0		3-2-0		0-3-0		NON-CONFERENCE		1-2-0		2-0-0		12-1-0								
8-5-0		0-1-0		0-1-0		HOME		0-2-0		0-0-0		8-1-0								
8-2-0		3-1-0		0-0-		AWAY		1-0-0		2-0-0		2-0-0								
2-1-0		0-0-0		0-1-0		NEUTRAL		0-0-0		0-0-0		2-0-0								
16-8-0		0-3-0		0-0-0		CONFERENCE		2-1-0		4-2-0		10-2-0								
10-2-0		0-0-0		0-0-0		HOME		0-0-0		0-0-0		10-2-0								
6-6-0		0-3-0		0-0-0		AWAY		2-1-0		4-2-0		0-0-0								
0-0-0		0-0-0		0-0-0		NEUTRAL		0-0-0		0-0-0		0-0-0								
RPI	S	Opponent		Score		RPI	S	Opponent		Score		RPI	S	Opponent		Score				
5	A	Florida St.		9	12	42	N	Notre Dame		5	6	60	A	North Florida		7	5			
23	A	Florida		8	3	47	A	Fla. Atlantic		8	9	60	A	North Florida		10	7			
23	A	Florida		7	4	47	H	Fla. Atlantic		0	9	60	A	North Florida		7	8			
23	A	Florida		8	2							65	A	South Fla.		13	5			
23	H	Florida		3	5							90	H	Bethune-Cookman		5	7			
24	A	Mercer		6	7							90	H	Bethune-Cookman		7	8			
24	A	Mercer		3	4															
24	A	Mercer		3	7															
						</														

Non-Div. I Games: Ave Maria

6 8

FGCU



RPI	S	Opponent	Score	
251	H	Western Mich.	10	3
275	A	Florida A&M	13	4
275	A	Florida A&M	13	3
283	H	Northern Ky.	6	1
283	H	Northern Ky.	3	2
283	H	Northern Ky.	12	2

FGCU

F  
G  
C  
U

F  
G  
C  
U



Average RPI Win: 154		WON-LOST	WINNING	LAST 10	STRENGTH OF	OPP. STRENGTH	TEAM	ADJ	CONF.	ADJ CONF.				
Average RPI Loss: 31		RECORD	PCT. RANK	GAMES	SCHEDULE	OF SCHEDULE	RPI	RPI	RPI	RPI				
DIV. I ONLY		25-26-0	.4902	157	3-7-0	28	18	67	.53843	67	1	1		
DIV. I NON-CONF.		16-8-0	.66667	59	2-1-0	208	158	108	.5206	108	1	1		
<hr/>														
TOTALS		RPI 1-25		RPI 26-50		W-L RECORDS		RPI 51-100		RPI 101-150		RPI 150+		
25-26-0		6-18-0		1-4-0		OVERALL		0-1-0		4-2-0		14-1-0		
18-10-0		2-4-0		1-3-0		HOME		0-0-0		3-2-0		12-1-0		
7-16-0		4-14-0		0-1-0		AWAY		0-1-0		1-0-0		2-0-0		
0-0-0		0-0-0		0-0-0		NEUTRAL		0-0-0		0-0-0		0-0-0		
16-8-0		1-2-0		0-2-0		NON-CONFERENCE		0-1-0		4-2-0		11-1-0		
12-4-0		0-0-0		0-1-0		HOME		0-0-0		3-2-0		9-1-0		
4-4-0		1-2-0		0-0-		AWAY		0-1-0		1-0-0		2-0-0		
0-0-0		0-0-0		0-0-0		NEUTRAL		0-0-0		0-0-0		0-0-0		
9-18-0		5-16-0		1-2-0		CONFERENCE		0-0-0		0-0-0		3-0-0		
6-6-0		2-4-0		1-2-0		HOME		0-0-0		0-0-0		3-0-0		
3-12-0		3-12-0		0-0-0		AWAY		0-0-0		0-0-0		0-0-0		
0-0-0		0-0-0		0-0-0		NEUTRAL		0-0-0		0-0-0		0-0-0		
RPI	S	Opponent		Score	RPI	S	Opponent		Score	RPI	S	Opponent		Score
2	A	North Carolina		1 4	26	H	Maryland		0 1	76	A	Liberty		3 4
2	A	North Carolina		1 7	26	H	Maryland		11 9			Towson		8 6
2	A	North Carolina		1 10	26	H	Maryland		1 4			Towson		3 9
3	A	Virginia		6 14	26	H	Maryland		1 4			Towson		5 6
3	A	Virginia		8 17	29	A	Campbell		3 6			High Point		4 2
3	A	Virginia		5 6	29	H	Campbell		3 9			High Point		5 4
5	A	Florida St.		2 16								Charlotte		3 0
5	A	Florida St.		3 8								Boston College		13 0
5	A	Florida St.		5 8								Boston College		7 4
12	A	Clemson		4 8								Boston College		6 0
12	A	Clemson		0 7								UNC Greensboro		209 17 2
12	A	Clemson		13 1								Davidson		212 9 3
13	H	Virginia Tech		7 14								Penn		218 0 6
13	H	Virginia Tech		1 2								Penn		218 8 1
13	H	Virginia Tech		2 6								Quinnipiac		248 15 2
18	H	Georgia Tech		1 2								N.C. Central		250 6 3
18	H	Georgia Tech		2 0								N.C. Central		250 8 3
18	H	Georgia Tech		3 0								Bucknell		257 2 0
20	A	Miami (FL)		4 2								Bucknell		257 4 1
20	A	Miami (FL)		9 2								Bucknell		257 9 0
20	A	Miami (FL)		3 5								N.C. A&T		276 15 1
23	A	Florida		2 4								N.C. A&T		276 12 2
23	A	Florida		4 3	LAST 10 GAMES									
23	A	Florida		5 16	3	A	Virginia		6 14	26	H	Maryland		11 9
					3	A	Virginia		8 17	26	H	Maryland		0 1
					3	A	Virginia		5 6	124	A	High Point		4 2
					76	A	Liberty		3 4	124	H	High Point		5 4
					26	H	Maryland		1 4	2	A	North Carolina		1 10

Non-Div. I Games:

Duke



Average RPI Win: 111		WON-LOST RECORD	WINNING PCT. RANK	LAST 10 GAMES	STRENGTH OF SCHEDULE	OPP. STRENGTH OF SCHEDULE	TEAM RPI	ADJ RPI		CONF. RPI	ADJ CONF. RPI						
Average RPI Loss: 65																	
DIV. I ONLY		26-22-0	.54167	117	5-5-0	24	60	68	.53804	68	4	4					
DIV. I NON-CONF.		20-7-0	.74074	40	4-0-0	52	92	20	.57858	20	4	4					
<hr/>																	
TOTALS		RPI 1-25		RPI 26-50		W-L RECORDS		RPI 51-100		RPI 101-150		RPI 150+					
26-22-0		1-2-0		5-4-0		OVERALL		7-14-0		7-2-0		6-0-0					
22-10-0		1-2-0		4-2-0		HOME		6-5-0		5-1-0		6-0-0					
4-12-0		0-0-0		1-2-0		AWAY		1-9-0		2-1-0		0-0-0					
0-0-0		0-0-0		0-0-0		NEUTRAL		0-0-0		0-0-0		0-0-0					
20-7-0		0-0-0		3-0-0		NON-CONFERENCE		4-5-0		7-2-0		6-0-0					
18-2-0		0-0-0		3-0-0		HOME		4-1-0		5-1-0		6-0-0					
2-5-0		0-0-0		0-0-		AWAY		0-4-0		2-1-0		0-0-0					
0-0-0		0-0-0		0-0-0		NEUTRAL		0-0-0		0-0-0		0-0-0					
6-15-0		1-2-0		2-4-0		CONFERENCE		3-9-0		0-0-0		0-0-0					
4-8-0		1-2-0		1-2-0		HOME		2-4-0		0-0-0		0-0-0					
2-7-0		0-0-0		1-2-0		AWAY		1-5-0		0-0-0		0-0-0					
0-0-0		0-0-0		0-0-0		NEUTRAL		0-0-0		0-0-0		0-0-0					
RPI	S	Opponent		Score		RPI	S	Opponent		Score		RPI	S	Opponent		Score	
22	H	Kansas St.		2	3	30	H	Nebraska		8	2	51	H	Sam Houston St.		3	5
22	H	Kansas St.		3	9	30	H	Nebraska		4	3	53	A	Kansas		6	7
22	H	Kansas St.		6	3	30	H	Nebraska		2	0	53	A	Kansas		2	1
						33	A	Oklahoma St.		8	5	53	A	Kansas		3	4
						33	A	Oklahoma St.		4	5	55	H	UC Santa Barbara		5	1
						33	A	Oklahoma St.		3	8	55	H	UC Santa Barbara		11	6
						45	H	Oklahoma		1	2	55	H	UC Santa Barbara		3	2
						45	H	Oklahoma		1	0	59	A	Baylor		0	1
						45	H	Oklahoma		2	4	59	A	Baylor		2	6
												59	A	Baylor		2	5
												62	A	Houston		3	4
												62	H	Houston		4	0
												80	A	Stanford		2	6
												80	A	Stanford		1	2
												80	A	Stanford		0	2
												86	H	West Virginia		3	6
												86	H	West Virginia		0	1
												86	H	West Virginia		12	0
												89	H	Texas Tech		0	1
												89	H	Texas Tech		2	1
LAST 10 GAMES																	
239	H	Texas Southern		4	0												
239	H	Texas Southern		12	0												
22	H	Kansas St.		3	9												
22	H	Kansas St.		6	3												
22	H	Kansas St.		2	3												
RPI	S	Opponent		Score		RPI	S	Opponent		Score		RPI	S	Opponent		Score	
108	H	Oral Roberts		4	3	118	H	Sacramento St.		6	5	118	H	Sacramento St.		3	5
118	H	Sacramento St.		6	5	118	H	Sacramento St.		6	3	118	H	Sacramento St.		6	3
126	A	Minnesota		5	4	126	A	Minnesota		6	3	126	A	Minnesota		1	5
126	A	Minnesota		6	3	131	H	Texas St.		5	3	131	H	Texas St.		12	5
126	A	Minnesota		1	5	131	H	Texas St.		2	1	162	H	Texas-Arlington		6	1
223	H	Tex.-Pan American		6	1	223	H	Tex.-Pan American		6	1	223	H	Tex.-Pan American		4	0
223	H	Tex.-Pan American		6	1	239	H	Texas Southern		12	0	239	H	Texas Southern		1	0
239	H	Texas Southern		12	0	292	H	Prairie View		1	0						

Non-Div. I Games:

Texas



RPI	S	Opponent	Score	
89	H	Texas Tech	2	4

292	H	Prairie View	1	0
59	A	Baylor	2	5
59	A	Baylor	0	1
59	A	Baylor	2	6
62	H	Houston	4	0

T  
e  
x  
a  
s

T  
e  
x  
a  
s



Average RPI Win:		221	WON-LOST RECORD		WINNING PCT. RANK		LAST 10 GAMES		STRENGTH OF SCHEDULE		OPP. STRENGTH OF SCHEDULE		TEAM RPI		ADJ RPI		CONF. RPI		ADJ CONF. RPI		
Average RPI Loss:		114																			
DIV. I ONLY			36-15-1		.70192 29		9-1-0		208		235		69		.53782 69		26		26		
DIV. I NON-CONF.			13-10-1		.5625 102		1-0-0		83		187		58		.54739 58		27		27		
TOTALS		RPI 1-25		RPI 26-50		W-L RECORDS		RPI 51-100		RPI 101-150		RPI 150+									
36-15-1		0-4-0		0-0-0		OVERALL		1-3-0		5-2-0		30-6-1									
20-3-0		0-0-0		0-0-0		HOME		0-1-0		5-1-0		15-1-0									
16-12-1		0-4-0		0-0-0		AWAY		1-2-0		0-1-0		15-5-1									
0-0-0		0-0-0		0-0-0		NEUTRAL		0-0-0		0-0-0		0-0-0									
13-10-1		0-4-0		0-0-0		NON-CONFERENCE		1-3-0		2-1-0		10-2-1									
6-1-0		0-0-0		0-0-0		HOME		0-1-0		2-0-0		4-0-0									
7-9-1		0-4-0		0-0-		AWAY		1-2-0		0-1-0		6-2-1									
0-0-0		0-0-0		0-0-0		NEUTRAL		0-0-0		0-0-0		0-0-0									
23-5-0		0-0-0		0-0-0		CONFERENCE		0-0-0		3-1-0		20-4-0									
14-2-0		0-0-0		0-0-0		HOME		0-0-0		3-1-0		11-1-0									
9-3-0		0-0-0		0-0-0		AWAY		0-0-0		0-0-0		9-3-0									
0-0-0		0-0-0		0-0-0		NEUTRAL		0-0-0		0-0-0		0-0-0									
RPI	S	Opponent		Score		RPI	S	Opponent		Score		RPI	S	Opponent		Score					
6	A	Oregon St.		1	2							123	H	Northeastern		10	3				
6	A	Oregon St.		0	14							134	A	Xavier		0	1				
6	A	Oregon St.		1	3							139	H	Monmouth		9	0				
6	A	Oregon St.		2	7							139	H	Monmouth		4	3				
												139	H	Monmouth		1	4				
												139	H	Monmouth		7	3				
												148	H	Rhode Island		8	1				
												163	H	Siena		10	5				
												163	H	Siena		11	9				
												163	H	Siena		3	2				
												164	A	Sacred Heart		7	2				
												164	A	Sacred Heart		2	4				
												164	A	Sacred Heart		1	4				
												164	A	Sacred Heart		2	3				
												166	H	Boston College		13	2				
												192	A	Central Conn. St.		5	3				
												192	A	Central Conn. St.		4	1				
												192	A	Central Conn. St.		6	2				
												192	A	Central Conn. St.		4	1				
												226	A	Stony Brook		10	0				
												229	A	Houston Baptist		2	3				
												229	A	Houston Baptist		4	4				
												229	A	Houston Baptist		4	5				
												231	A	Wright St.		12	0				
												231	A	Wright St.		7	0				
												248	H	Quinnipiac		10	5				
												248	H	Quinnipiac		3	2				
LAST 10 GAMES																					
						139	H	Monmouth		7	3	192	A	Central Conn. St.		4	1	229	A	Houston Baptist	
						139	H	Monmouth		9	0	192	A	Central Conn. St.		4	1	231	A	Wright St.	
						139	H	Monmouth		4	3	192	A	Central Conn. St.		5	3	231	A	Wright St.	
						139	H	Monmouth		1	4	123	H	Northeastern		10	3	248	H	Quinnipiac	
						192	A	Central Conn. St.		6	2	259	H	LIU Brooklyn		14	0	248	H	Quinnipiac	

Non-Div. I Games:

Bryant



RPI	S	Opponent	Score	
248	H	Quinnipiac	4	3
248	H	Quinnipiac	4	0
259	H	LIU Brooklyn	14	0
259	H	LIU Brooklyn	2	4
259	H	LIU Brooklyn	10	0
259	H	LIU Brooklyn	6	1
281	A	Fairleigh Dickinson	12	3
281	A	Fairleigh Dickinson	9	1
281	A	Fairleigh Dickinson	8	4
281	A	Fairleigh Dickinson	7	1
282	A	Brown	11	4
286	A	Dayton	3	1
286	A	Dayton	3	2
295	H	Mt. St. Mary's	8	1
295	H	Mt. St. Mary's	7	3
295	H	Mt. St. Mary's	6	0
295	H	Mt. St. Mary's	5	2

Bryant

B  
r  
y  
a  
n  
t

B  
r  
y  
a  
n  
t



Average RPI Win: 184		WON-LOST	WINNING	LAST 10	STRENGTH OF		OPP. STRENGTH	TEAM	ADJ	CONF.	ADJ CONF.
Average RPI Loss: 66		RECORD	PCT. RANK	GAMES	SCHEDULE		OF SCHEDULE	RPI	RPI	RPI	RPI
DIV. I ONLY		31-21-0	.59615	75	5-5-0		99	125	70	.53708	70
DIV. I NON-CONF.		17-11-0	.60714	79	0-1-0		140	164	86	.53011	86
TOTALS		RPI 1-25	RPI 26-50		W-L RECORDS		RPI 51-100		RPI 101-150		RPI 150+
31-21-0		0-5-0	0-4-0		OVERALL		6-5-0		5-7-0		20-0-0
18-7-0		0-1-0	0-1-0		HOME		2-4-0		3-1-0		13-0-0
9-14-0		0-4-0	0-3-0		AWAY		2-1-0		2-6-0		5-0-0
4-0-0		0-0-0	0-0-0		NEUTRAL		2-0-0		0-0-0		2-0-0
17-11-0		0-5-0	0-4-0		NON-CONFERENCE		2-0-0		1-2-0		14-0-0
12-2-0		0-1-0	0-1-0		HOME		0-0-0		1-0-0		11-0-0
1-9-0		0-4-0	0-0-0		AWAY		0-0-0		0-2-0		1-0-0
4-0-0		0-0-0	0-0-0		NEUTRAL		2-0-0		0-0-0		2-0-0
14-10-0		0-0-0	0-0-0		CONFERENCE		4-5-0		4-5-0		6-0-0
6-5-0		0-0-0	0-0-0		HOME		2-4-0		2-1-0		2-0-0
8-5-0		0-0-0	0-0-0		AWAY		2-1-0		2-4-0		4-0-0
0-0-0		0-0-0	0-0-0		NEUTRAL		0-0-0		0-0-0		0-0-0
RPI S	Opponent	Score	RPI S	Opponent	Score	RPI S	Opponent	Score	RPI S	Opponent	Score
4 A	LSU	1 13	27 A	La.-Lafayette	3 6	51 H	Sam Houston St.	0 4	105 H	A&M-Corpus Christi	5 8
14 A	South Ala.	0 9	27 H	La.-Lafayette	6 9	51 H	Sam Houston St.	1 4	105 H	A&M-Corpus Christi	5 2
14 H	South Ala.	7 13	39 A	Troy	1 3	51 H	Sam Houston St.	5 1	105 H	A&M-Corpus Christi	5 4
19 A	Ole Miss	0 2	43 A	Alabama	1 9	52 N	BYU	4 1	108 A	Oral Roberts	4 3
19 A	Ole Miss	2 6				52 N	BYU	3 2	108 A	Oral Roberts	2 6
						75 A	Central Ark.	4 3	108 A	Oral Roberts	1 9
						75 A	Central Ark.	1 2	114 A	Tulane	2 3
						75 A	Central Ark.	7 6	114 A	Tulane	3 5
						99 H	Lamar	2 6	114 H	Tulane	7 4
						99 H	Lamar	7 5	125 A	Stephen F. Austin	7 3
						99 H	Lamar	1 18	125 A	Stephen F. Austin	0 4
									125 A	Stephen F. Austin	3 8
									160 A	Nicholls St.	3 2
									160 H	Nicholls St.	9 6
									160 H	Nicholls St.	10 9
									217 A	Northwestern St.	3 2
									217 A	Northwestern St.	3 2
									217 A	Northwestern St.	7 4
									220 N	Hartford	5 3
									220 N	Hartford	11 1
									239 H	Texas Southern	9 0
									239 H	Texas Southern	5 3
									239 H	Texas Southern	7 6
									260 H	Ark.-Pine Bluff	4 3
									260 H	Ark.-Pine Bluff	17 1
									260 H	Ark.-Pine Bluff	14 1
									264 A	Jackson St.	7 4
LAST 10 GAMES			LAST 10 GAMES			LAST 10 GAMES			LAST 10 GAMES		
51 H	Sam Houston St.	5 1	75 A	Central Ark.	7 6	51 H	Sam Houston St.	0 4	105 H	A&M-Corpus Christi	5 4
51 H	Sam Houston St.	1 4	75 A	Central Ark.	4 3	105 H	A&M-Corpus Christi	5 8	260 H	Ark.-Pine Bluff	17 1
14 A	South Ala.	0 9	105 H	A&M-Corpus Christi	5 2	260 H	Ark.-Pine Bluff	14 1			
75 A	Central Ark.	1 2									

Non-Div. I Games:

Southeastern La.



RPI	S	Opponent	Score	
264	H	Jackson St.	13	1
273	H	New Orleans	7	2
287	H	UT Martin	9	3
287	H	UT Martin	5	4
287	H	UT Martin	5	3

Southeastern La.

S  
o  
u  
t  
h  
e  
a  
s  
t  
e  
r  
n  
L  
a  
.

S  
o  
u  
t  
h  
e  
a  
s  
t  
e  
r  
n  
L  
a  
.



UNLV				Through Games Of May 12, 2013											
Average RPI Win: 149		WON-LOST	WINNING	LAST 10	STRENGTH OF		OPP. STRENGTH	TEAM	ADJ		CONF.	ADJ CONF.			
Average RPI Loss: 108		RECORD	PCT. RANK	GAMES	SCHEDULE		OF SCHEDULE	RPI	RPI		RPI	RPI			
DIV. I ONLY		34-17-0	.66667	42	7-3-0		185	57	71	.53692	71	17	17		
DIV. I NON-CONF.		18-6-0	.75	38	2-0-0		179	4	30	.56581	30	15	15		
TOTALS		RPI 1-25	RPI 26-50		W-L RECORDS		RPI 51-100		RPI 101-150		RPI 150+				
34-17-0		0-2-0	1-1-0		OVERALL		15-9-0		2-0-0		16-5-0				
21-7-0		0-1-0	1-0-0		HOME		9-3-0		1-0-0		10-3-0				
12-9-0		0-1-0	0-1-0		AWAY		5-5-0		1-0-0		6-2-0				
1-1-0		0-0-0	0-0-0		NEUTRAL		1-1-0		0-0-0		0-0-0				
18-6-0		0-2-0	1-1-0		NON-CONFERENCE		10-2-0		2-0-0		5-1-0				
11-2-0		0-1-0	1-0-0		HOME		5-1-0		1-0-0		4-0-0				
6-3-0		0-1-0	0-0-		AWAY		4-0-0		1-0-0		1-1-0				
1-1-0		0-0-0	0-0-0		NEUTRAL		1-1-0		0-0-0		0-0-0				
16-11-0		0-0-0	0-0-0		CONFERENCE		5-7-0		0-0-0		11-4-0				
10-5-0		0-0-0	0-0-0		HOME		4-2-0		0-0-0		6-3-0				
6-6-0		0-0-0	0-0-0		AWAY		1-5-0		0-0-0		5-1-0				
0-0-0		0-0-0	0-0-0		NEUTRAL		0-0-0		0-0-0		0-0-0				
RPI S	Opponent	Score		RPI S	Opponent	Score		RPI S	Opponent	Score		RPI S	Opponent	Score	
17 A	Arizona St.	2	5	50 A	San Diego	3	6	52 H	BYU	10	3	135 A	UC Riverside	24	11
17 H	Arizona St.	3	11	50 H	San Diego	12	10	61 A	New Mexico	3	5	135 H	UC Riverside	20	6
								61 A	New Mexico	0	9	172 H	Hawaii	12	4
								61 A	New Mexico	13	14	172 H	Hawaii	14	1
								61 H	New Mexico	2	3	186 A	Nevada	5	1
								61 H	New Mexico	7	12	186 A	Nevada	15	1
								61 H	New Mexico	8	7	186 A	Nevada	12	2
								80 A	Stanford	3	2	186 H	Nevada	6	7
								80 A	Stanford	12	2	186 H	Nevada	4	5
								80 A	Stanford	5	1	186 H	Nevada	15	2
								82 A	CSU Bakersfield	8	6	224 A	Fresno St.	9	8
								83 H	Loyola Marymount	6	5	224 A	Fresno St.	9	8
								93 N	Gonzaga	4	0	224 A	Fresno St.	3	5
								93 N	Gonzaga	3	9	224 H	Fresno St.	4	1
								96 A	San Diego St.	4	5	224 H	Fresno St.	4	9
								96 A	San Diego St.	3	5	224 H	Fresno St.	9	2
								96 A	San Diego St.	4	2	238 H	Bradley	8	6
								96 H	San Diego St.	9	8	238 H	Bradley	8	3
								96 H	San Diego St.	5	2	246 A	Pacific	0	3
								96 H	San Diego St.	4	3	246 A	Pacific	9	1
												253 H	Air Force	8	7
												253 H	Air Force	4	1
												253 H	Air Force	11	10
				LAST 10 GAMES											
				186 A Nevada				15				1			
				186 A Nevada				5				1			
				186 A Nevada				12				2			
				50 H San Diego				12				10			
				224 H Fresno St.				4				9			

Non-Div. I Games:

UNLV



RPI	S	Opponent	Score	
98	H	Tennessee	10	9
98	H	Tennessee	3	2
98	H	Tennessee	3	8
98	H	Tennessee	5	4

224	H	Fresno St.	9	2
224	H	Fresno St.	4	1
135	H	UC Riverside	20	6
61	A	New Mexico	13	14
61	A	New Mexico	3	5

U  
N  
L  
V

U  
N  
L  
V



RutgersR  
u  
t  
g  
e  
r  
s

Rutgers



Delaware



RPI	S	Opponent	Score	
221	H	Temple	5	3
221	N	Temple	8	4
227	H	George Mason	16	1
227	H	George Mason	11	8
227	H	George Mason	7	1
256	N	Villanova	8	3
257	A	Bucknell	5	4
257	H	Bucknell	4	3
257	H	Bucknell	13	12
272	A	UMBC	6	3
272	H	UMBC	12	4

Delaware

D  
e  
l  
a  
w  
a  
r  
e

D  
e  
l  
a  
w  
a  
r  
e



Average RPI Win:		151	WON-LOST RECORD		WINNING PCT. RANK		LAST 10 GAMES		STRENGTH OF SCHEDULE		OPP. STRENGTH OF SCHEDULE		TEAM RPI		ADJ RPI		CONF. RPI		ADJ CONF. RPI				
DIV. I ONLY			28-23-0		.54902 109		7-3-0		47		73		74		.5353 74		10		10				
DIV. I NON-CONF.			16-14-0		.53333 124		1-0-0		28		47		88		.52919 88		10		10				
TOTALS		RPI 1-25		RPI 26-50		W-L RECORDS		RPI 51-100		RPI 101-150		RPI 150+											
28-23-0		0-6-0		2-5-0		OVERALL		4-5-0		6-5-0		16-2-0											
16-14-0		0-4-0		2-4-0		HOME		3-2-0		4-4-0		7-0-0											
12-9-0		0-2-0		0-1-0		AWAY		1-3-0		2-1-0		9-2-0											
0-0-0		0-0-0		0-0-0		NEUTRAL		0-0-0		0-0-0		0-0-0											
16-14-0		0-6-0		1-3-0		NON-CONFERENCE		2-1-0		2-3-0		11-1-0											
11-10-0		0-4-0		1-2-0		HOME		1-1-0		2-3-0		7-0-0											
5-4-0		0-2-0		0-0-		AWAY		1-0-0		0-0-0		4-1-0											
0-0-0		0-0-0		0-0-0		NEUTRAL		0-0-0		0-0-0		0-0-0											
12-9-0		0-0-0		1-2-0		CONFERENCE		2-4-0		4-2-0		5-1-0											
5-4-0		0-0-0		1-2-0		HOME		2-1-0		2-1-0		0-0-0											
7-5-0		0-0-0		0-0-0		AWAY		0-3-0		2-1-0		5-1-0											
0-0-0		0-0-0		0-0-0		NEUTRAL		0-0-0		0-0-0		0-0-0											
RPI	S	Opponent		Score		RPI	S	Opponent		Score		RPI	S	Opponent		Score		RPI	S	Opponent		Score	
3	H	Virginia		4	14	29	A	Campbell		6	8	62	A	Houston		2	7	111	H	Old Dominion		3	5
3	H	Virginia		9	13	29	H	Campbell		4	6	62	A	Houston		3	4	114	A	Tulane		3	2
7	A	North Carolina St.		0	2	37	H	Illinois		8	2	62	A	Houston		4	5	114	A	Tulane		4	5
7	H	North Carolina St.		1	6	40	H	William & Mary		4	10	76	H	Liberty		4	14	114	A	Tulane		4	2
25	A	UNC Wilmington		3	10	46	H	Rice		0	3	84	A	Elon		11	4	116	H	Southern Miss.		6	3
25	H	UNC Wilmington		2	7	46	H	Rice		3	2	84	H	Elon		8	5	116	H	Southern Miss.		3	2
						46	H	Rice		7	8	85	H	Memphis		5	6	116	H	Southern Miss.		9	10
												85	H	Memphis		4	3	124	H	High Point		2	4
												85	H	Memphis		4	3	139	H	Monmouth		4	0
																		139	H	Monmouth		3	4
																		139	H	Monmouth		7	6
																		155	H	St. John's (NY)		8	1
																		155	H	St. John's (NY)		6	3
																		155	H	St. John's (NY)		7	3
																		156	H	New Mexico St.		5	1
																		166	H	Boston College		2	1
																		173	A	Gardner-Webb		9	7
																		189	A	UAB		5	4
																		189	A	UAB		4	1
																		189	A	UAB		9	5
																		198	A	Jacksonville		16	9
																		198	A	Jacksonville		2	3
																		198	A	Jacksonville		6	4
																		209	H	UNC Greensboro		11	9
																		225	A	Marshall		3	4
																		225	A	Marshall		4	3
																		225	A	Marshall		9	1

Non-Div. I Games:

East Carolina



RPI	S	Opponent	Score	
250	A	N.C. Central	5	1
250	H	N.C. Central	3	0

East Carolina

E  
a  
s  
t  
C  
a  
r  
o  
l  
i  
n  
a

E  
a  
s  
t  
C  
a  
r  
o  
l  
i  
n  
a



Average RPI Win: 184		WON-LOST RECORD		WINNING PCT. RANK		LAST 10 GAMES		STRENGTH OF SCHEDULE		OPP. STRENGTH OF SCHEDULE		TEAM RPI		ADJ RPI		CONF. RPI		ADJ CONF. RPI	
DIV. I ONLY		33-16-0		.67347 37		4-6-0		194		149		75		.53528 75		11		11	
DIV. I NON-CONF.		21-4-0		.84 12		0-1-0		220		216		22		.57452 22		13		13	
TOTALS		RPI 1-25		RPI 26-50		W-L RECORDS		RPI 51-100		RPI 101-150		RPI 150+							
33-16-0		2-2-0		1-0-0		OVERALL		4-3-0		6-8-0		20-3-0							
20-6-0		0-0-0		0-0-0		HOME		4-3-0		2-2-0		14-1-0							
13-10-0		2-2-0		1-0-0		AWAY		0-0-0		4-6-0		6-2-0							
0-0-0		0-0-0		0-0-0		NEUTRAL		0-0-0		0-0-0		0-0-0							
21-4-0		2-2-0		1-0-0		NON-CONFERENCE		1-0-0		3-2-0		14-0-0							
14-0-0		0-0-0		0-0-0		HOME		1-0-0		1-0-0		12-0-0							
7-4-0		2-2-0		1-0-		AWAY		0-0-0		2-2-0		2-0-0							
0-0-0		0-0-0		0-0-0		NEUTRAL		0-0-0		0-0-0		0-0-0							
12-12-0		0-0-0		0-0-0		CONFERENCE		3-3-0		3-6-0		6-3-0							
6-6-0		0-0-0		0-0-0		HOME		3-3-0		1-2-0		2-1-0							
6-6-0		0-0-0		0-0-0		AWAY		0-0-0		2-4-0		4-2-0							
0-0-0		0-0-0		0-0-0		NEUTRAL		0-0-0		0-0-0		0-0-0							
RPI S	Opponent		Score		RPI S	Opponent		Score		RPI S	Opponent		Score		RPI S	Opponent		Score	
1 A	Vanderbilt		2	10	33 A	Oklahoma St.		11	3	53 H	Kansas		9	3	105 A	A&M-Corpus Christi		8	7
10 A	Mississippi St.		7	5						70 H	Southeastern La.		6	7	105 A	A&M-Corpus Christi		0	3
10 A	Mississippi St.		7	3						70 H	Southeastern La.		3	4	105 A	A&M-Corpus Christi		7	2
10 A	Mississippi St.		2	4						70 H	Southeastern La.		2	1	108 A	Oral Roberts		3	4
										99 H	Lamar		12	7	108 A	Oral Roberts		2	3
										99 H	Lamar		10	0	108 A	Oral Roberts		1	8
										99 H	Lamar		2	3	116 A	Southern Miss.		1	2
															116 A	Southern Miss.		14	3
															116 A	Southern Miss.		3	1
															125 H	Stephen F. Austin		7	9
															125 H	Stephen F. Austin		3	5
															125 H	Stephen F. Austin		9	4
															129 H	Wichita St.		6	3
															142 A	UALR		3	5
															160 H	Nicholls St.		7	6
															160 H	Nicholls St.		1	2
															160 H	Nicholls St.		5	4
															210 A	McNeese St.		1	6
															210 A	McNeese St.		6	4
															210 A	McNeese St.		5	1
															217 A	Northwestern St.		7	4
															217 A	Northwestern St.		0	1
															217 A	Northwestern St.		2	1
															258 H	Murray St.		6	5
															258 H	Murray St.		13	1
															258 H	Murray St.		10	1
															260 A	Ark.-Pine Bluff		6	1
LAST 10 GAMES				125 H Stephen F. Austin 3 5				70 H Southeastern La. 6 7				217 A Northwestern St. 2 1							
				125 H Stephen F. Austin 7 9				70 H Southeastern La. 3 4				258 H Murray St. 6 5							
				125 H Stephen F. Austin 9 4				210 A McNeese St. 6 4				258 H Murray St. 13 1							
				142 A UALR 3 5				210 A McNeese St. 1 6				258 H Murray St. 10 1							
				70 H Southeastern La. 2 1				210 A McNeese St. 5 1				260 A Ark.-Pine Bluff 6 1							

Non-Div. I Games:

Central Ark.



RPI	S	Opponent	Score	
260	H	Ark.-Pine Bluff	6	3
264	H	Jackson St.	13	0
264	H	Jackson St.	19	4
273	H	New Orleans	4	3
273	H	New Orleans	11	1
285	A	Grambling	10	1
285	H	Grambling	30	0
287	H	UT Martin	16	8
298	H	Mississippi Val.	19	3
298	H	Mississippi Val.	7	1

Central Ark.

C  
e  
n  
t  
r  
a  
l  
A  
r  
k  
.

C  
e  
n  
t  
r  
a  
l  
A  
r  
k  
.



Liberty

Liberty



RPI	S	Opponent	Score	
235	H	Penn St.	12	3
235	H	Penn St.	6	1

Liberty

L  
i  
b  
e  
r  
t  
y

L  
i  
b  
e  
r  
t  
y



Average RPI Win:		156	WON-LOST RECORD		WINNING PCT. RANK		LAST 10 GAMES		STRENGTH OF SCHEDULE		OPP. STRENGTH OF SCHEDULE		TEAM RPI		ADJ RPI		CONF. RPI		ADJ CONF. RPI	
DIV. I ONLY			31-20-0		.60784 68		8-2-0		161		48		77		.5343 77		7		7	
DIV. I NON-CONF.			16-14-0		.53333 124		2-0-0		80		68		90		.52832 90		5		5	
TOTALS		RPI 1-25		RPI 26-50		W-L RECORDS		RPI 51-100		RPI 101-150		RPI 150+								
31-20-0		1-3-0		2-0-0		OVERALL		5-9-0		7-7-0		16-1-0								
17-7-0		0-1-0		1-0-0		HOME		2-4-0		4-1-0		10-1-0								
14-13-0		1-2-0		1-0-0		AWAY		3-5-0		3-6-0		6-0-0								
0-0-0		0-0-0		0-0-0		NEUTRAL		0-0-0		0-0-0		0-0-0								
16-14-0		1-3-0		2-0-0		NON-CONFERENCE		2-3-0		4-7-0		7-1-0								
10-5-0		0-1-0		1-0-0		HOME		1-2-0		1-1-0		7-1-0								
6-9-0		1-2-0		1-0-		AWAY		1-1-0		3-6-0		0-0-0								
0-0-0		0-0-0		0-0-0		NEUTRAL		0-0-0		0-0-0		0-0-0								
15-6-0		0-0-0		0-0-0		CONFERENCE		3-6-0		3-0-0		9-0-0								
7-2-0		0-0-0		0-0-0		HOME		1-2-0		3-0-0		3-0-0								
8-4-0		0-0-0		0-0-0		AWAY		2-4-0		0-0-0		6-0-0								
0-0-0		0-0-0		0-0-0		NEUTRAL		0-0-0		0-0-0		0-0-0								
RPI	S	Opponent		Score		RPI	S	Opponent		Score		RPI	S	Opponent		Score				
8	A	Oregon		4	12	50	A	San Diego		6	4	55	H	UC Santa Barbara		2	6			
8	A	Oregon		1	4	50	H	San Diego		8	4	55	H	UC Santa Barbara		1	6			
16	A	UCLA		4	1							55	H	UC Santa Barbara		7	1			
16	H	UCLA		4	5							63	A	UC Irvine		0	2			
												63	A	UC Irvine		2	1			
												63	A	UC Irvine		3	4			
												82	A	CSU Bakersfield		8	5			
												82	H	CSU Bakersfield		2	1			
												82	H	CSU Bakersfield		3	5			
												83	A	Loyola Marymount		0	5			
												83	H	Loyola Marymount		7	9			
												94	A	Long Beach St.		5	7			
												94	A	Long Beach St.		2	14			
												94	A	Long Beach St.		10	5			
														Washington St.		4	7			
														Washington St.		2	8			
														Washington St.		1	2			
														Washington St.		5	3			
														Hawaii		9	4			
														Hawaii		10	5			
														Hawaii		4	1			
														Utah Valley		8	2			
														Utah Valley		5	4			
														Utah Valley		4	3			
														Utah Valley		3	1			
														UC Davis		8	5			
														UC Davis		10	4			
														UC Davis		9	3			
														St. Mary's (CA)		5	0			
														St. Mary's (CA)		6	8			
														St. Mary's (CA)		8	3			

**Non-Div. I Games:**

Cal St. Northridge



RPI	S	Opponent	Score	
243	H	St. Mary's (CA)	8	3
246	H	Pacific	6	1
246	H	Pacific	5	2
246	H	Pacific	8	7

Cal St. Northridge,  
i  
d  
g  
e

C  
a  
l  
S  
t  
.  
N  
o  
r  
t  
h  
r  
i  
d  
g  
e



C  
i  
t  
t  
a  
d  
e  
lC  
i  
t  
a  
d  
e  
l

Citadel



RPI	S	Opponent	Score	
232	H	Akron	7	1

Citadel

C  
i  
t  
a  
d  
e  
l

C  
i  
t  
a  
d  
e  
l

Page 113



C  
a  
n  
i  
s  
i  
u  
s

<b>Non-Div. I Games:</b>	<b>Gannon</b>	<b>9</b>	<b>3</b>
--------------------------	---------------	----------	----------



RPI	S	Opponent	Score	
213	H	Niagara	22	1
216	A	Manhattan	8	5
216	A	Manhattan	9	5
216	A	Manhattan	4	3
232	A	Akron	8	5
232	H	Akron	4	3
242	A	St. Bonaventure	5	2
255	H	Saint Peter's	6	3
255	H	Saint Peter's	0	2
255	H	Saint Peter's	5	7
258	A	Murray St.	6	5
258	A	Murray St.	15	5
258	A	Murray St.	11	4
278	A	Ohio	10	7
278	A	Ohio	12	0
278	A	Ohio	6	2
278	A	Ohio	16	8
291	A	Iona	5	2
291	A	Iona	8	0
291	A	Iona	7	0

Canisius

C  
a  
n  
i  
s  
i  
u  
s

C  
a  
n  
i  
s  
i  
u  
s



Average RPI Win: 146		WON-LOST	WINNING	LAST 10	STRENGTH OF		OPP. STRENGTH	TEAM	ADJ		CONF.	ADJ CONF.
Average RPI Loss: 71		RECORD	PCT. RANK	GAMES	SCHEDULE		OF SCHEDULE	RPI	RPI		RPI	RPI
DIV. I ONLY		26-20-0	.56522	99	89		38	80	.53161		80	3
DIV. I NON-CONF.		13-7-0	.65	65	182		157	100	.52494		100	3
TOTALS		RPI 1-25	RPI 26-50		W-L RECORDS		RPI 51-100		RPI 101-150		RPI 150+	
26-20-0		2-7-0	1-2-0		OVERALL		5-5-0		8-3-0		10-3-0	
15-11-0		0-3-0	0-0-0		HOME		5-5-0		4-1-0		6-2-0	
11-9-0		2-4-0	1-2-0		AWAY		0-0-0		4-2-0		4-1-0	
0-0-0		0-0-0	0-0-0		NEUTRAL		0-0-0		0-0-0		0-0-0	
13-7-0		0-0-0	1-2-0		NON-CONFERENCE		3-4-0		0-0-0		9-1-0	
8-4-0		0-0-0	0-0-0		HOME		3-4-0		0-0-0		5-0-0	
5-3-0		0-0-0	1-0-		AWAY		0-0-0		0-0-0		4-1-0	
0-0-0		0-0-0	0-0-0		NEUTRAL		0-0-0		0-0-0		0-0-0	
13-13-0		2-7-0	0-0-0		CONFERENCE		2-1-0		8-3-0		1-2-0	
7-7-0		0-3-0	0-0-0		HOME		2-1-0		4-1-0		1-2-0	
6-6-0		2-4-0	0-0-0		AWAY		0-0-0		4-2-0		0-0-0	
0-0-0		0-0-0	0-0-0		NEUTRAL		0-0-0		0-0-0		0-0-0	
RPI S	Opponent	Score	RPI S	Opponent	Score	RPI S	Opponent	Score	RPI S	Opponent	Score	
6 H	Oregon St.	4 10	46 A	Rice	1 5	56 H	San Francisco	3 4	101 H	California	4 3	
6 H	Oregon St.	3 7	46 A	Rice	0 3	68 H	Texas	6 2	101 H	California	5 0	
6 H	Oregon St.	4 5	46 A	Rice	3 2	68 H	Texas	2 1	110 H	Washington	7 5	
8 A	Oregon	3 4				68 H	Texas	2 0	110 H	Washington	12 2	
8 A	Oregon	1 2				71 H	UNLV	1 5	110 H	Washington	3 11	
8 A	Oregon	4 6				71 H	UNLV	2 3	115 A	Southern California	4 2	
17 A	Arizona St.	8 11				71 H	UNLV	2 12	115 A	Southern California	6 7	
17 A	Arizona St.	5 3				86 H	Arizona	9 10	115 A	Southern California	10 3	
17 A	Arizona St.	9 8				86 H	Arizona	12 8	147 A	Washington St.	3 0	
						86 H	Arizona	4 3	147 A	Washington St.	9 3	
									147 A	Washington St.	5 8	
									159 H	Utah	5 7	
									159 H	Utah	6 4	
									159 H	Utah	2 3	
									219 A	UC Davis	1 2	
									224 H	Fresno St.	7 4	
									224 H	Fresno St.	7 4	
									224 H	Fresno St.	3 1	
									243 A	St. Mary's (CA)	7 2	
									243 H	St. Mary's (CA)	9 1	
									246 A	Pacific	9 2	
									271 A	San Jose St.	10 8	
									271 H	San Jose St.	17 2	
									280 A	Santa Clara	6 4	
LAST 10 GAMES												
	6 H	Oregon St.	4 5		17 A	Arizona St.	9 8					
	6 H	Oregon St.	4 10		17 A	Arizona St.	5 3					
	6 H	Oregon St.	3 7		243 H	St. Mary's (CA)	9 1					
	56 H	San Francisco	3 4		8 A	Oregon	3 4					
	17 A	Arizona St.	8 11		8 A	Oregon	4 6					

Non-Div. I Games:

Stanford



[illegible]

**Non-Div. I Games:**

Col. of Charleston



Average RPI Win: 181		WON-LOST	WINNING	LAST 10	STRENGTH OF		OPP. STRENGTH	TEAM	ADJ		CONF.	ADJ CONF.		
Average RPI Loss: 123		RECORD	PCT. RANK	GAMES	SCHEDULE		OF SCHEDULE	RPI	RPI		RPI	RPI		
DIV. I ONLY		34-18-0	.65385	49	6-4-0		141	185	82	.53123	82	18		
DIV. I NON-CONF.		17-11-0	.60714	79	0-1-0		149	178	118	.51194	118	18		
TOTALS		RPI 1-25	RPI 26-50		W-L RECORDS		RPI 51-100		RPI 101-150		RPI 150+			
34-18-0		0-1-0	1-1-0		OVERALL		1-5-0		9-5-0		23-6-0			
23-9-0		0-1-0	1-1-0		HOME		0-3-0		6-2-0		16-2-0			
11-9-0		0-0-0	0-0-0		AWAY		1-2-0		3-3-0		7-4-0			
0-0-0		0-0-0	0-0-0		NEUTRAL		0-0-0		0-0-0		0-0-0			
17-11-0		0-1-0	1-1-0		NON-CONFERENCE		1-5-0		3-2-0		12-2-0			
13-7-0		0-1-0	1-1-0		HOME		0-3-0		3-2-0		9-0-0			
4-4-0		0-0-0	0-0-		AWAY		1-2-0		0-0-0		3-2-0			
0-0-0		0-0-0	0-0-0		NEUTRAL		0-0-0		0-0-0		0-0-0			
17-7-0		0-0-0	0-0-0		CONFERENCE		0-0-0		6-3-0		11-4-0			
10-2-0		0-0-0	0-0-0		HOME		0-0-0		3-0-0		7-2-0			
7-5-0		0-0-0	0-0-0		AWAY		0-0-0		3-3-0		4-2-0			
0-0-0		0-0-0	0-0-0		NEUTRAL		0-0-0		0-0-0		0-0-0			
RPI	S	Opponent	Score		RPI	S	Opponent	Score		RPI	S	Opponent	Score	
9	H	Cal St. Fullerton	2	8	30	H	Nebraska	9	4	63	A	UC Irvine	1	6
					32	H	Cal Poly	2	5	63	H	UC Irvine	4	5
										71	H	UNLV	6	8
										77	A	Cal St. Northridge	5	3
										77	A	Cal St. Northridge	1	2
										77	H	Cal St. Northridge	5	8
													</	

Non-Div. I Games:

CSU Bakersfield



RPI	S	Opponent	Score	
219	A	UC Davis	12	5
219	A	UC Davis	11	0
219	A	UC Davis	2	3
224	A	Fresno St.	8	5
224	A	Fresno St.	4	7
224	H	Fresno St.	2	0
224	H	Fresno St.	5	3
233	H	Seattle	11	9
233	H	Seattle	9	7
233	H	Seattle	13	1
249	A	Louisiana Tech	2	0
249	A	Louisiana Tech	4	9
249	A	Louisiana Tech	9	8
259	H	LIU Brooklyn	7	3
259	H	LIU Brooklyn	5	3
259	H	LIU Brooklyn	10	3

CSU Bakersfield

C  
S  
U  
B  
a  
k  
e  
r  
s  
f  
i  
e  
l  
d

C  
S  
U  
B  
a  
k  
e  
r  
s  
f  
i  
e  
l  
d



Average RPI Win: 102		WON-LOST	WINNING	LAST 10	STRENGTH OF		OPP. STRENGTH	TEAM	ADJ		CONF.	ADJ CONF.
Average RPI Loss: 94		RECORD	PCT. RANK	GAMES	SCHEDULE		OF SCHEDULE	RPI	RPI		RPI	RPI
DIV. I ONLY		22-25-0	.46809	181	4-6-0		50	41	84		.53033	83
DIV. I NON-CONF.		12-14-0	.46154	163	1-1-0		26	6	66		.54121	66
TOTALS		RPI 1-25	RPI 26-50		W-L RECORDS		RPI 51-100		RPI 101-150		RPI 150+	
22-25-0		3-4-0	3-3-0		OVERALL		8-7-0		2-5-0		6-6-0	
10-7-0		0-0-0	2-1-0		HOME		5-4-0		1-1-0		2-1-0	
10-17-0		3-4-0	1-2-0		AWAY		3-3-0		1-4-0		2-4-0	
2-1-0		0-0-0	0-0-0		NEUTRAL		0-0-0		0-0-0		2-1-0	
12-14-0		3-4-0	1-2-0		NON-CONFERENCE		3-3-0		1-3-0		4-2-0	
5-3-0		0-0-0	0-0-0		HOME		2-1-0		1-1-0		2-1-0	
5-10-0		3-4-0	1-0-		AWAY		1-2-0		0-2-0		0-0-0	
2-1-0		0-0-0	0-0-0		NEUTRAL		0-0-0		0-0-0		2-1-0	
10-11-0		0-0-0	2-1-0		CONFERENCE		5-4-0		1-2-0		2-4-0	
5-4-0		0-0-0	2-1-0		HOME		3-3-0		0-0-0		0-0-0	
5-7-0		0-0-0	0-0-0		AWAY		2-1-0		1-2-0		2-4-0	
0-0-0		0-0-0	0-0-0		NEUTRAL		0-0-0		0-0-0		0-0-0	
RPI S	Opponent	Score	RPI S	Opponent	Score	RPI S	Opponent	Score	RPI S	Opponent	Score	
8 A	Oregon	7 2	33 A	Oklahoma St.	1 2	52 H	BYU	2 3	115 A	Southern California	1 2	
8 A	Oregon	1 6	33 A	Oklahoma St.	5 2	52 H	BYU	3 8	115 H	Southern California	2 5	
8 A	Oregon	1 6	33 A	Oklahoma St.	3 4	52 H	BYU	2 1	121 A	Pepperdine	3 0	
9 A	Cal St. Fullerton	3 2	50 H	San Diego	4 0	56 A	San Francisco	5 10	121 A	Pepperdine	3 4	
16 A	UCLA	0 2	50 H	San Diego	2 4	56 A	San Francisco	5 3	121 A	Pepperdine	1 11	
16 A	UCLA	1 3	50 H	San Diego	3 1	56 A	San Francisco	4 3	135 A	UC Riverside	4 6	
16 A	UCLA	4 1				63 H	UC Irvine	3 10	135 H	UC Riverside	10 3	
						71 A	UNLV	5 6	159 H	Utah	11 2	
						77 A	Cal St. Northridge	9 7	159 H	Utah	3 6	
						77 H	Cal St. Northridge	5 0	159 H	Utah	1 0	
						93 H	Gonzaga	7 4	172 N	Hawaii	3 8	
						93 H	Gonzaga	9 2	172 N	Hawaii	9 0	
						93 H	Gonzaga	1 2	174 A	Portland	1 2	
						94 A	Long Beach St.	1 3	174 A	Portland	3 8	
						94 H	Long Beach St.	4 1	174 A	Portland	2 3	
									238 N	Bradley	23 10	
									243 A	St. Mary's (CA)	6 1	
									243 A	St. Mary's (CA)	0 2	
									243 A	St. Mary's (CA)	4 2	
			LAST 10 GAMES									
			52 H	BYU	2 1	174 A	Portland	2 3				
			52 H	BYU	2 3	174 A	Portland	3 8				
			52 H	BYU	3 8	77 H	Cal St. Northridge	5 0				
			94 A	Long Beach St.	1 3	56 A	San Francisco	5 3				
			174 A	Portland	1 2	56 A	San Francisco	4 3				

Non-Div. I Games:

Loyola Marymount



Average RPI Win:		143	WON-LOST RECORD		WINNING PCT. RANK		LAST 10 GAMES		STRENGTH OF SCHEDULE		OPP. STRENGTH OF SCHEDULE		TEAM RPI		ADJ RPI		CONF. RPI		ADJ CONF. RPI	
DIV. I ONLY			27-27-0		.5 148		5-5-0		45		54		85		.52997 84		12		12	
DIV. I NON-CONF.			9-16-0		.36 218		1-2-0		8		5		110		.51854 110		12		12	
TOTALS		RPI 1-25		RPI 26-50		W-L RECORDS		RPI 51-100		RPI 101-150		RPI 150+								
27-27-0		3-8-0		1-3-0		OVERALL		6-7-0		3-6-0		14-3-0								
15-12-0		2-2-0		0-1-0		HOME		1-3-0		2-3-0		10-3-0								
11-14-0		0-6-0		1-1-0		AWAY		5-4-0		1-3-0		4-0-0								
1-1-0		1-0-0		0-1-0		NEUTRAL		0-0-0		0-0-0		0-0-0								
9-16-0		3-8-0		1-3-0		NON-CONFERENCE		0-2-0		1-2-0		4-1-0								
6-6-0		2-2-0		0-1-0		HOME		0-1-0		1-1-0		3-1-0								
2-9-0		0-6-0		1-0-		AWAY		0-1-0		0-1-0		1-0-0								
1-1-0		1-0-0		0-1-0		NEUTRAL		0-0-0		0-0-0		0-0-0								
18-11-0		0-0-0		0-0-0		CONFERENCE		6-5-0		2-4-0		10-2-0								
9-6-0		0-0-0		0-0-0		HOME		1-2-0		1-2-0		7-2-0								
9-5-0		0-0-0		0-0-0		AWAY		5-3-0		1-2-0		3-0-0								
0-0-0		0-0-0		0-0-0		NEUTRAL		0-0-0		0-0-0		0-0-0								
RPI	S	Opponent		Score		RPI	S	Opponent		Score		RPI	S	Opponent		Score				
2	A	North Carolina		5	14	31	N	Kentucky		1	6	57	A	Western Caro.		2	1			
2	H	North Carolina		3	15	35	A	Wake Forest		1	2	57	A	Western Caro.		8	5			
7	A	North Carolina St.		6	8	35	H	Wake Forest		6	17	57	A	Western Caro.		5	7			
7	H	North Carolina St.		24	12	41	A	Coastal Caro.		8	7	74	A	East Carolina		5	8			
13	H	Virginia Tech		4	3							74	H	East Carolina		4	11			
21	A	Louisville		1	10							78	A	Citadel		8	5			
21	A	Louisville		5	7							78	A	Citadel		7	14			
21	A	Louisville		0	4							78	A	Citadel		8	6			
22	N	Kansas St.		4	3							81	H	Col. of Charleston		6	11			
25	A	UNC Wilmington		3	7							81	H	Col. of Charleston		3	2			
25	H	UNC Wilmington		5	8							81	H	Col. of Charleston		4	7			
												92	A	Appalachian St.		10	8			
												92	A	Appalachian St.		1	9			



M  
e  
m  
p  
h  
i  
s

Memphis



RPI	S	Opponent	Score	
260	H	Ark.-Pine Bluff	7	5
260	H	Ark.-Pine Bluff	5	0
287	A	UT Martin	18	4

M  
e  
m  
p  
h  
i  
s

M  
e  
m  
p  
h  
i  
s

Memphis



Average RPI Win: 143		WON-LOST	WINNING	LAST 10	STRENGTH OF		OPP. STRENGTH	TEAM	ADJ		CONF.	ADJ CONF.
Average RPI Loss: 89		RECORD	PCT. RANK	GAMES	SCHEDULE		OF SCHEDULE	RPI	RPI		RPI	RPI
DIV. I ONLY		30-22-0	.57692	90	6-4-0		133	59	87		.52963	86
DIV. I NON-CONF.		18-13-0	.58065	91	0-1-0		241	132	131		.50454	131
TOTALS		RPI 1-25	RPI 26-50		W-L RECORDS		RPI 51-100		RPI 101-150		RPI 150+	
30-22-0		1-3-0	3-3-0		OVERALL		12-9-0		1-3-0		13-4-0	
16-5-0		0-0-0	2-1-0		HOME		5-2-0		1-2-0		8-0-0	
11-11-0		1-2-0	1-1-0		AWAY		7-7-0		0-0-0		2-1-0	
3-6-0		0-1-0	0-1-0		NEUTRAL		0-0-0		0-1-0		3-3-0	
18-13-0		0-1-0	1-2-0		NON-CONFERENCE		4-5-0		0-1-0		13-4-0	
8-1-0		0-0-0	0-0-0		HOME		0-1-0		0-0-0		8-0-0	
7-6-0		0-0-0	1-0-		AWAY		4-4-0		0-0-0		2-1-0	
3-6-0		0-1-0	0-1-0		NEUTRAL		0-0-0		0-1-0		3-3-0	
12-9-0		1-2-0	2-1-0		CONFERENCE		8-4-0		1-2-0		0-0-0	
8-4-0		0-0-0	2-1-0		HOME		5-1-0		1-2-0		0-0-0	
4-5-0		1-2-0	0-0-0		AWAY		3-3-0		0-0-0		0-0-0	
0-0-0		0-0-0	0-0-0		NEUTRAL		0-0-0		0-0-0		0-0-0	
RPI S	Opponent	Score	RPI S	Opponent	Score	RPI S	Opponent	Score	RPI S	Opponent	Score	
15 N	Indiana	5 8	35 A	Wake Forest	9 2	53 H	Kansas	3 2	102 H	TCU	4 7	
22 A	Kansas St.	5 6	35 A	Wake Forest	3 11	53 H	Kansas	4 3	102 H	TCU	6 16	
22 A	Kansas St.	3 4	45 H	Oklahoma	9 6	53 H	Kansas	1 0	102 H	TCU	2 0	
22 A	Kansas St.	13 2	45 H	Oklahoma	3 4	58 A	Ohio St.	0 9	150 N	Maine	1 2	
			45 H	Oklahoma	9 3	59 A	Baylor	1 11	151 N	Iowa	4 6	
			47 N	Fla. Atlantic	5 6	59 A	Baylor	0 8	190 N	Central Mich.	1 4	
						59 A	Baylor	9 8	206 A	Eastern Ky.	16 9	
						60 A	North Florida	6 7	206 H	Eastern Ky.	2 1	
						60 A	North Florida	0 4	214 N	Bowling Green	8 2	
						60 A	North Florida	4 3	225 A	Marshall	0 8	
						64 A	Pittsburgh	8 7	225 H	Marshall	10 2	
						64 H	Pittsburgh	6 7	254 A	Youngstown St.	7 6	
						68 A	Texas	1 0	254 H	Youngstown St.	5 1	
						68 A	Texas	0 12	254 N	Youngstown St.	7 10	
						68 A	Texas	6 3	254 N	Youngstown St.	7 3	
						76 A	Liberty	2 1	270 H	Morehead St.	13 5	
						76 A	Liberty	8 0	272 N	UMBC	4 0	
						76 A	Liberty	2 9	273 H	New Orleans	4 3	
						89 H	Texas Tech	4 6	273 H	New Orleans	12 2	
						89 H	Texas Tech	2 0	273 H	New Orleans	11 2	
									273 H	New Orleans	5 1	
			LAST 10 GAMES									
			102 H TCU			6 16						
			102 H TCU			2 0						
			102 H TCU			4 7						
			45 H Oklahoma			9 6						
			45 H Oklahoma			9 3						

Non-Div. I Games:

West Virginia



RPI	S	Opponent	Score	
89	H	Texas Tech	3	1
45	H	Oklahoma	3	4
64	H	Pittsburgh	6	7
53	H	Kansas	3	2
53	H	Kansas	4	3
53	H	Kansas	1	0

W  
e  
s  
t  
V  
i  
r  
g  
i  
n  
i  
a

W  
e  
s  
t  
V  
i  
r  
g  
i  
n  
i  
a



A  
r  
i  
z  
o  
n  
a

Arizona



RPI	S	Opponent	Score	
290	H	Coppin St.	13	9

Arizona

A  
r  
i  
z  
o  
n  
a

A  
r  
i  
z  
o  
n  
a



Average RPI Win: 181		WON-LOST RECORD		WINNING PCT. RANK		LAST 10 GAMES		STRENGTH OF SCHEDULE		OPP. STRENGTH OF SCHEDULE		TEAM RPI		ADJ RPI		CONF. RPI		ADJ CONF. RPI				
DIV. I ONLY		29-18-0		.61702 63		6-2-0		130		188		89		.5282 88		15		15				
DIV. I NON-CONF.		16-13-0		.55172 108		0-0-0		152		223		120		.51152 120		16		16				
TOTALS		RPI 1-25		RPI 26-50		W-L RECORDS		RPI 51-100		RPI 101-150		RPI 150+										
29-18-0		1-1-0		2-5-0		OVERALL		3-3-0		3-3-0		20-6-0										
18-7-0		0-0-0		2-2-0		HOME		0-0-0		2-1-0		14-4-0										
9-10-0		1-1-0		0-3-0		AWAY		3-3-0		1-2-0		4-1-0										
2-1-0		0-0-0		0-0-0		NEUTRAL		0-0-0		0-0-0		2-1-0										
16-13-0		1-1-0		0-4-0		NON-CONFERENCE		3-3-0		0-0-0		12-5-0										
9-4-0		0-0-0		0-1-0		HOME		0-0-0		0-0-0		9-3-0										
5-8-0		1-1-0		0-0-		AWAY		3-3-0		0-0-0		1-1-0										
2-1-0		0-0-0		0-0-0		NEUTRAL		0-0-0		0-0-0		2-1-0										
13-5-0		0-0-0		2-1-0		CONFERENCE		0-0-0		3-3-0		8-1-0										
9-3-0		0-0-0		2-1-0		HOME		0-0-0		2-1-0		5-1-0										
4-2-0		0-0-0		0-0-0		AWAY		0-0-0		1-2-0		3-0-0										
0-0-0		0-0-0		0-0-0		NEUTRAL		0-0-0		0-0-0		0-0-0										
RPI	S	Opponent		Score		RPI	S	Opponent		Score		RPI	S	Opponent		Score						
20	A	Miami (FL)		2	9	36	A	Austin Peay		4	9	85	A	Memphis		5	2	129	A	Wichita St.	2	12
20	A	Miami (FL)		17	6	36	A	Austin Peay		6	9	85	A	Memphis		7	4	129	A	Wichita St.	7	3
						36	A	Austin Peay		4	6	85	A	Memphis		2	5	129	A	Wichita St.	3	4
						37	H	Illinois		1	12	91	A	Belmont		3	5	140	H	Missouri St.	3	8
						48	H	Creighton		9	2	91	A	Belmont		5	6	140	H	Missouri St.	6	0
						48	H	Creighton		6	0	91	A	Belmont		14	3	140	H	Missouri St.	2	1
						48	H	Creighton		4	9							161	H	Indiana St.	9	1
																		161	H	Indiana St.	2	0
																		161	H	Indiana St.	4	2
																		168	A	Eastern Ill.	2	20
																		168	H	Eastern Ill.	2	7
																		168	H	Eastern Ill.	5	9
																		168	H	Eastern Ill.	18	3
																		179	N	Miami (OH)	2	4
																		187	H	Evansville	14	4
																		187	H	Evansville	2	3
																		187	H	Evansville	17	3
																		211	H	Northern Ill.	9	3
																		214	H	Bowling Green	5	7
																		214	H	Bowling Green	5	0
																		214	H	Bowling Green	6	3
																		214	H	Bowling Green	3	1
																		238	A	Bradley	4	0
																		238	A	Bradley	8	5
																		238	A	Bradley	9	5
																		238	A	Bradley	4	0
																		259	N	LIU Brooklyn	6	3
																		263	N	Fairfield	4	2
Non-Div. I Games:		Webster		10	0	MacMurray		4	0	Ill. Wesleyan		15	5	MacMurray		9	4	Illinois St.				



RPI	S	Opponent	Score	
266	A	SIU Edwardsville	5	0
270	H	Morehead St.	4	0
270	H	Morehead St.	11	1
270	H	Morehead St.	9	7
270	H	Morehead St.	5	4

Illinois St.

I  
l  
l  
i  
n  
o  
i  
s  
s  
t  
.

I  
l  
l  
i  
n  
o  
i  
s  
s  
t  
.



Average RPI Win: 127		WON-LOST	WINNING	LAST 10	STRENGTH OF		OPP. STRENGTH	TEAM	ADJ		CONF.	ADJ CONF.
Average RPI Loss: 82		RECORD	PCT. RANK	GAMES	SCHEDULE		OF SCHEDULE	RPI	RPI		RPI	RPI
DIV. I ONLY		23-25-0	.47917	169	6-4-0		20	109	83		.52819	89
DIV. I NON-CONF.		16-11-0	.59259	87	3-0-0		51	189	70		.53577	74
TOTALS		RPI 1-25	RPI 26-50		W-L RECORDS		RPI 51-100		RPI 101-150		RPI 150+	
23-25-0		1-3-0	2-6-0		OVERALL		7-8-0		2-4-0		11-4-0	
17-8-0		1-0-0	1-2-0		HOME		3-2-0		1-2-0		11-2-0	
6-15-0		0-3-0	1-3-0		AWAY		4-5-0		1-2-0		0-2-0	
0-2-0		0-0-0	0-1-0		NEUTRAL		0-1-0		0-0-0		0-0-0	
16-11-0		1-0-0	0-2-0		NON-CONFERENCE		3-3-0		1-2-0		11-4-0	
14-2-0		1-0-0	0-0-0		HOME		2-0-0		0-0-0		11-2-0	
2-7-0		0-0-0	0-0-		AWAY		1-2-0		1-2-0		0-2-0	
0-2-0		0-0-0	0-1-0		NEUTRAL		0-1-0		0-0-0		0-0-0	
7-14-0		0-3-0	2-4-0		CONFERENCE		4-5-0		1-2-0		0-0-0	
3-6-0		0-0-0	1-2-0		HOME		1-2-0		1-2-0		0-0-0	
4-8-0		0-3-0	1-2-0		AWAY		3-3-0		0-0-0		0-0-0	
0-0-0		0-0-0	0-0-0		NEUTRAL		0-0-0		0-0-0		0-0-0	
RPI S	Opponent	Score	RPI S	Opponent	Score	RPI S	Opponent	Score	RPI S	Opponent	Score	
17 H	Arizona St.	8 7	33 H	Oklahoma St.	5 2	52 H	BYU	5 1	102 H	TCU	8 7	
22 A	Kansas St.	2 15	33 H	Oklahoma St.	5 11	53 H	Kansas	3 4	102 H	TCU	3 7	
22 A	Kansas St.	2 12	33 H	Oklahoma St.	0 3	53 H	Kansas	16 5	102 H	TCU	1 4	
22 A	Kansas St.	5 6	39 N	Troy	3 10	53 H	Kansas	1 6	120 A	UCF	8 13	
			45 A	Oklahoma	9 3	61 A	New Mexico	3 10	141 A	FIU	7 9	
			45 A	Oklahoma	0 8	61 H	New Mexico	12 8	141 A	FIU	8 6	
			45 A	Oklahoma	2 6	68 A	Texas	4 2	156 A	New Mexico St.	6 7	
			46 A	Rice	2 11	68 A	Texas	1 2	156 H	New Mexico St.	6 1	
						68 A	Texas	1 0	162 H	Texas-Arlington	4 1	
						86 A	West Virginia	1 3	162 H	Texas-Arlington	12 13	
						86 A	West Virginia	6 4	162 H	Texas-Arlington	8 3	
						86 A	Arizona	5 2	169 A	Dallas Baptist	9 10	
						86 A	Arizona	2 6	169 H	Dallas Baptist	7 2	
						86 A	West Virginia	0 2	204 H	Utah Valley	6 0	
						95 N	Connecticut	0 1	204 H	Utah Valley	9 2	
									205 H	Northern Colo.	10 1	
									207 H	La Salle	7 0	
									207 H	La Salle	3 0	
									207 H	La Salle	5 6	
									211 H	Northern Ill.	8 0	
									211 H	Northern Ill.	13 0	
LAST 10 GAMES												
			169 H	Dallas Baptist	7 2	45 A	Oklahoma	9 3				
			33 H	Oklahoma St.	0 3	45 A	Oklahoma	2 6				
			33 H	Oklahoma St.	5 11	45 A	Oklahoma	0 8				
			33 H	Oklahoma St.	5 2	156 H	New Mexico St.	6 1				
			61 H	New Mexico	12 8	53 H	Kansas	16 5				

Non-Div. I Games: Lubbock Christian 5 6

Texas Tech



Average RPI Win:	193	WON-LOST	WINNING	LAST 10	STRENGTH OF	OPP. STRENGTH	TEAM	ADJ	CONF.	ADJ CONF.				
Average RPI Loss:	114	RECORD	PCT. RANK	GAMES	SCHEDULE	OF SCHEDULE	RPI	RPI	RPI	RPI				
DIV. I ONLY		30-23-0	.56604	97	6-4-0	151	167	90	.52812	90	29	29		
DIV. I NON-CONF.		13-16-0	.44828	181	2-3-0	7	31	34	.56087	34	29	28		
<hr/>														
TOTALS	RPI 1-25	RPI 26-50		W-L RECORDS		RPI 51-100		RPI 101-150		RPI 150+				
30-23-0	2-9-0	0-0-0		OVERALL		4-3-0		3-2-0		21-9-0				
12-5-0	0-0-0	0-0-0		HOME		1-1-0		2-0-0		9-4-0				
15-18-0	2-9-0	0-0-0		AWAY		3-2-0		1-2-0		9-5-0				
3-0-0	0-0-0	0-0-0		NEUTRAL		0-0-0		0-0-0		3-0-0				
<hr/>														
13-16-0	2-9-0	0-0-0		NON-CONFERENCE		4-3-0		3-2-0		4-2-0				
6-2-0	0-0-0	0-0-0		HOME		1-1-0		2-0-0		3-1-0				
7-14-0	2-9-0	0-0-		AWAY		3-2-0		1-2-0		1-1-0				
0-0-0	0-0-0	0-0-0		NEUTRAL		0-0-0		0-0-0		0-0-0				
<hr/>														
17-7-0	0-0-0	0-0-0		CONFERENCE		0-0-0		0-0-0		17-7-0				
6-3-0	0-0-0	0-0-0		HOME		0-0-0		0-0-0		6-3-0				
8-4-0	0-0-0	0-0-0		AWAY		0-0-0		0-0-0		8-4-0				
3-0-0	0-0-0	0-0-0		NEUTRAL		0-0-0		0-0-0		3-0-0				
<hr/>														
RPI	S	Opponent	Score		RPI	S	Opponent	Score		RPI	S	Opponent	Score	
17	A	Arizona St.	7	6						120	A	UCF	1	8
17	A	Arizona St.	4	5						120	A	UCF	0	4
17	A	Arizona St.	7	15						120	H	UCF	6	0
20	A	Miami (FL)	5	3						141	A	FIU	4	3
20	A	Miami (FL)	1	6						141	H	FIU	1	0
22	A	Kansas St.	3	6						176	A	Stetson	2	7
22	A	Kansas St.	2	9						176	H	Stetson	10	2
22	A	Kansas St.	0	12						190	H	Central Mich.	10	5
24	A	Mercer	0	5						190	H	Central Mich.	1	11
24	A	Mercer	4	9						194	A	Savannah St.	9	3
24	A	Mercer	4	19						194	A	Savannah St.	2	4
										194	A	Savannah St.	9	2
										194	H	Savannah St.	2	3
										194	H	Savannah St.	4	14
										194	H	Savannah St.	14	2
										198	A	Jacksonville	5	3
										198	H	Jacksonville	3	2
										250	A	N.C. Central	7	0
										250	A	N.C. Central	3	2
										250	A	N.C. Central	2	3
										250	H	N.C. Central	0	10
										250	H	N.C. Central	9	2
										250	H	N.C. Central	4	2
										275	A	Florida A&M	16	3
										275	A	Florida A&M	4	1
										275	A	Florida A&M	4	0
										275	H	Florida A&M	7	0
LAST 10 GAMES														
120	A	UCF	0	4	120	A	UCF	1	8	250	H	N.C. Central	4	2
65	A	South Fla.	3	7	66	A	FGCU	8	7	275	A	Florida A&M	16	3
194	A	Savannah St.	9	3	66	A	FGCU	7	5	275	A	Florida A&M	4	1
194	A	Savannah St.	2	4	276	N	N.C. A&T	7	5	275	A	Florida A&M	4	0
194	A	Savannah St.	9	2	276	N	N.C. A&T	4	3	275	H	Florida A&M	7	0

Non-Div. I Games:

Bethune-Cookman



Bethune-Cookman



Average RPI Win: 191		WON-LOST RECORD		WINNING PCT. RANK		LAST 10 GAMES		STRENGTH OF SCHEDULE		OPP. STRENGTH OF SCHEDULE		TEAM RPI		ADJ RPI		CONF. RPI		ADJ CONF. RPI	
Average RPI Loss: 133																			
DIV. I ONLY		36-15-0		.70588 28		7-3-0		232		171		91		.52734 91		19		19	
DIV. I NON-CONF.		15-9-0		.625 73		1-2-0		153		82		92		.52793 92		21		21	
TOTALS		RPI 1-25		RPI 26-50		W-L RECORDS		RPI 51-100		RPI 101-150		RPI 150+							
36-15-0		1-2-0		1-2-0		OVERALL		5-3-0		4-1-0		25-7-0							
24-6-0		0-1-0		0-0-0		HOME		3-1-0		1-0-0		20-4-0							
12-9-0		1-1-0		1-2-0		AWAY		2-2-0		3-1-0		5-3-0							
0-0-0		0-0-0		0-0-0		NEUTRAL		0-0-0		0-0-0		0-0-0							
15-9-0		1-2-0		0-0-0		NON-CONFERENCE		3-2-0		4-1-0		7-4-0							
11-4-0		0-1-0		0-0-0		HOME		3-1-0		1-0-0		7-2-0							
4-5-0		1-1-0		0-0-0		AWAY		0-1-0		3-1-0		0-2-0							
0-0-0		0-0-0		0-0-0		NEUTRAL		0-0-0		0-0-0		0-0-0							
21-6-0		0-0-0		1-2-0		CONFERENCE		2-1-0		0-0-0		18-3-0							
13-2-0		0-0-0		0-0-0		HOME		0-0-0		0-0-0		13-2-0							
8-4-0		0-0-0		1-2-0		AWAY		2-1-0		0-0-0		5-1-0							
0-0-0		0-0-0		0-0-0		NEUTRAL		0-0-0		0-0-0		0-0-0							
RPI S	Opponent	Score		RPI S	Opponent	Score		RPI S	Opponent	Score		RPI S	Opponent	Score					
1 H	Vanderbilt	3	9	36 A	Austin Peay	5	2	54 A	Middle Tenn.	9	12	133 A	Georgia	5	4				
24 A	Mercer	6	4	36 A	Austin Peay	6	10	54 H	Middle Tenn.	3	1	133 A	Georgia	11	10				
24 A	Mercer	1	11	36 A	Austin Peay	3	5	88 H	Illinois St.	3	14	133 A	Georgia	1	2				
								88 H	Illinois St.	5	3	136 A	Western Ky.	7	6				
								88 H	Illinois St.	6	5	136 H	Western Ky.	13	4				
								100 A	Jacksonville St.	0	2	157 H	Buffalo	9	2				
								100 A	Jacksonville St.	3	0	168 H	Eastern Ill.	2	1				
								100 A	Jacksonville St.	10	6	168 H	Eastern Ill.	1	3				
												168 H	Eastern Ill.	4	3				
												175 A	Southern Ill.	1	2				
												187 H	Evansville	3	1				
												201 H	Valparaiso	4	3				
												201 H	Valparaiso	7	3				
												203 A	Lipscomb	3	5				
												203 H	Lipscomb	5	4				
												206 A	Eastern Ky.	14	1				
												206 A	Eastern Ky.	1	0				
												206 A	Eastern Ky.	13	6				
												211 H	Northern Ill.	4	3				
												211 H	Northern Ill.	2	8				
												238 H	Bradley	3	4				
												247 H	Southeast Mo. St.	11	6				
												247 H	Southeast Mo. St.	0	1				
												247 H	Southeast Mo. St.	6	2				
												258 H	Murray St.	12	1				
												258 H	Murray St.	7	2				
												258 H	Murray St.	7	2				
												258 H	Murray St.	5	4				
												258 H	Murray St.	5	4				

Non-Div. I Games:

Belmont



Belmont



Average RPI Win: 156		WON-LOST	WINNING	LAST 10	STRENGTH OF		OPP. STRENGTH	TEAM	ADJ	CONF.	ADJ CONF.
Average RPI Loss: 129		RECORD	PCT. RANK	GAMES	SCHEDULE		OF SCHEDULE	RPI	RPI	RPI	RPI
DIV. I ONLY		27-19-0	.58696	82	6-4-0		143	142	92	.52713	92
DIV. I NON-CONF.		15-7-0	.68182	55	4-2-0		73	212	40	.55855	40
TOTALS		RPI 1-25	RPI 26-50		W-L RECORDS		RPI 51-100		RPI 101-150		RPI 150+
27-19-0		1-0-0	0-1-0		OVERALL		5-6-0		7-5-0		14-7-0
12-8-0		0-0-0	0-0-0		HOME		2-1-0		3-2-0		7-5-0
15-10-0		1-0-0	0-0-0		AWAY		3-5-0		4-3-0		7-2-0
0-1-0		0-0-0	0-1-0		NEUTRAL		0-0-0		0-0-0		0-0-0
15-7-0		1-0-0	0-1-0		NON-CONFERENCE		3-1-0		4-2-0		7-3-0
6-4-0		0-0-0	0-0-0		HOME		1-0-0		1-1-0		4-3-0
9-2-0		1-0-0	0-0-		AWAY		2-1-0		3-1-0		3-0-0
0-1-0		0-0-0	0-1-0		NEUTRAL		0-0-0		0-0-0		0-0-0
12-12-0		0-0-0	0-0-0		CONFERENCE		2-5-0		3-3-0		7-4-0
6-4-0		0-0-0	0-0-0		HOME		1-1-0		2-1-0		3-2-0
6-8-0		0-0-0	0-0-0		AWAY		1-4-0		1-2-0		4-2-0
0-0-0		0-0-0	0-0-0		NEUTRAL		0-0-0		0-0-0		0-0-0
RPI S	Opponent	Score	RPI S	Opponent	Score	RPI S	Opponent	Score	RPI S	Opponent	Score
7 A	North Carolina St.	6 3	29 N	Campbell	6 11	78 A	Citadel	7 8	107 A	East Tenn. St.	3 1
						78 A	Citadel	3 5	107 H	East Tenn. St.	6 7
						78 A	Citadel	3 6	112 A	Furman	1 3
						79 H	Canisius	13 6	112 A	Furman	10 9
						81 A	Col. of Charleston	2 4	112 A	Furman	5 6
						81 A	Col. of Charleston	5 2	119 H	Ga. Southern	2 0
						84 H	Elon	9 1	119 H	Ga. Southern	7 8
						84 H	Elon	8 10	119 H	Ga. Southern	9 5
						93 A	Gonzaga	6 2	124 A	High Point	8 5
						93 A	Gonzaga	0 4	124 H	High Point	6 4
						93 A	Gonzaga	13 3	133 A	Georgia	4 9
									133 A	Georgia	8 5
									170 H	Samford	10 5
									170 H	Samford	2 19
									171 H	Butler	8 5
									171 H	Butler	6 2
									171 H	Butler	7 12
									183 H	Cornell	5 15
									183 H	Cornell	4 8
									183 H	Cornell	9 4
									195 A	UNC Asheville	6 3
									206 A	Eastern Ky.	9 6
									209 A	UNC Greensboro	9 5
									209 A	UNC Greensboro	5 6
									209 A	UNC Greensboro	9 1
									212 A	Davidson	4 1
									212 A	Davidson	3 4
LAST 10 GAMES											
93 A	Gonzaga	13 3	107 H	East Tenn. St.	6 7	209 A	UNC Greensboro	9 5			
93 A	Gonzaga	0 4	170 H	Samford	2 19	209 A	UNC Greensboro	5 6			
93 A	Gonzaga	6 2	170 H	Samford	10 5	209 A	UNC Greensboro	9 1			
84 H	Elon	8 10	107 A	East Tenn. St.	3 1	212 A	Davidson	4 1			
84 H	Elon	9 1	276 H	N.C. A&T	7 3	212 A	Davidson	3 4			

Non-Div. I Games:

Appalachian St.



RPI	S	Opponent	Score	
212	A	Davidson	10	4
228	H	Wofford	1	9
228	H	Wofford	4	0
228	H	Wofford	7	6
276	A	N.C. A&T	10	2
276	H	N.C. A&T	7	3

Appalachian St.

A  
P  
P  
a  
l  
a  
c  
h  
i  
a  
n  
S  
t  
.

A  
P  
P  
a  
l  
a  
c  
h  
i  
a  
n  
S  
t  
.



Average RPI Win: 157		WON-LOST RECORD		WINNING PCT. RANK		LAST 10 GAMES		STRENGTH OF SCHEDULE		OPP. STRENGTH OF SCHEDULE		TEAM RPI		ADJ RPI		CONF. RPI		ADJ CONF. RPI	
DIV. I ONLY		32-16-1		.66327 46		6-4-0		228		47		93		.52698 93		14		14	
DIV. I NON-CONF.		14-10-1		.58 92		1-3-0		263		17		145		.49744 145		9		9	
TOTALS		RPI 1-25		RPI 26-50		W-L RECORDS		RPI 51-100		RPI 101-150		RPI 150+							
32-16-1		0-1-1		3-1-0		OVERALL		7-7-0		6-3-0		16-4-0							
12-8-0		0-0-0		2-1-0		HOME		5-4-0		1-2-0		4-1-0							
15-5-0		0-0-0		0-0-0		AWAY		1-2-0		4-1-0		10-2-0							
5-3-1		0-1-1		1-0-0		NEUTRAL		1-1-0		1-0-0		2-1-0							
14-10-1		0-1-1		1-0-0		NON-CONFERENCE		2-3-0		4-2-0		7-4-0							
3-5-0		0-0-0		0-0-0		HOME		1-2-0		1-2-0		1-1-0							
6-2-0		0-0-0		0-0-		AWAY		0-0-0		2-0-0		4-2-0							
5-3-1		0-1-1		1-0-0		NEUTRAL		1-1-0		1-0-0		2-1-0							
18-6-0		0-0-0		2-1-0		CONFERENCE		5-4-0		2-1-0		9-0-0							
9-3-0		0-0-0		2-1-0		HOME		4-2-0		0-0-0		3-0-0							
9-3-0		0-0-0		0-0-0		AWAY		1-2-0		2-1-0		6-0-0							
0-0-0		0-0-0		0-0-0		NEUTRAL		0-0-0		0-0-0		0-0-0							
RPI S	Opponent	Score		RPI S	Opponent	Score		RPI S	Opponent	Score		RPI S	Opponent	Score					
6 N	Oregon St.	2	9	44 N	Arkansas	3	0	52 H	BYU	5	1	110 H	Washington	2	6				
17 N	Arizona St.	6	6	50 H	San Diego	8	1	52 H	BYU	6	4	110 H	Washington	8	11				
				50 H	San Diego	9	10	52 H	BYU	6	9	121 A	Pepperdine	6	3				
				50 H	San Diego	6	2	56 H	San Francisco	3	2	121 A	Pepperdine	4	10				
								56 H	San Francisco	9	5	121 A	Pepperdine	2	0				
								56 H	San Francisco	3	9	135 N	UC Riverside	6	3				
								71 N	UNLV	9	3	147 A	Washington St.	7	2				
								71 N	UNLV	0	4	147 A	Washington St.	10	8				
								83 A	Loyola Marymount	2	9	147 H	Washington St.	4	3				
								83 A	Loyola Marymount	4	7	172 A	Hawaii	0	2				
								83 A	Loyola Marymount	2	1	172 A	Hawaii	3	1				
								92 H	Appalachian St.	2	6	172 A	Hawaii	7	1				
								92 H	Appalachian St.	4	0	172 A	Hawaii	3	1				
								92 H	Appalachian St.	3	13	174 A	Portland	2	1				
												174 A	Portland	5	4				
												174 A	Portland	4	1				
												204 N	Utah Valley	6	4				
												204 N	Utah Valley	2	6				
												243 H	St. Mary's (CA)	4	2				
												243 H	St. Mary's (CA)	10	6				
												243 H	St. Mary's (CA)	8	7				
				LAST 10 GAMES								246 A	Pacific	3	9				
				92 H	Appalachian St.	3	13	280 A	Santa Clara	6	4	246 A	Pacific	9	8				
				92 H	Appalachian St.	4	0	52 H	BYU	6	9	246 N	Pacific	7	3				
				92 H	Appalachian St.	2	6	52 H	BYU	5	1	280 A	Santa Clara	6	1				
				280 A	Santa Clara	9	3	52 H	BYU	6	4	280 A	Santa Clara	9	3				
				280 A	Santa Clara	6	1	110 H	Washington	8	11	280 A	Santa Clara	6	4				

Non-Div. I Games:

Gonzaga



RPI	S	Opponent	Score	
282	H	Brown	3	6
282	H	Brown	6	5

Gonzaga

G  
o  
n  
z  
a  
g  
a

G  
o  
n  
z  
a  
g  
a



Average RPI Win: 131		WON-LOST	WINNING	LAST 10	STRENGTH OF		OPP. STRENGTH	TEAM	ADJ	CONF.	ADJ CONF.
Average RPI Loss: 74		RECORD	PCT. RANK	GAMES	SCHEDULE		OF SCHEDULE	RPI	RPI	RPI	RPI
DIV. I ONLY		24-25-0	.4898	161	6-4-0		33	49	94	.52642	94
DIV. I NON-CONF.		13-12-0	.52	130	2-0-0		16	32	63	.54316	63
TOTALS		RPI 1-25	RPI 26-50		W-L RECORDS		RPI 51-100		RPI 101-150		RPI 150+
24-25-0		2-12-0	2-1-0		OVERALL		6-6-0		4-1-0		10-5-0
19-10-0		0-4-0	2-1-0		HOME		5-2-0		3-0-0		9-3-0
5-15-0		2-8-0	0-0-0		AWAY		1-4-0		1-1-0		1-2-0
0-0-0		0-0-0	0-0-0		NEUTRAL		0-0-0		0-0-0		0-0-0
13-12-0		2-6-0	0-0-0		NON-CONFERENCE		3-3-0		4-1-0		4-2-0
10-4-0		0-1-0	0-0-0		HOME		3-1-0		3-0-0		4-2-0
3-8-0		2-5-0	0-0-0		AWAY		0-2-0		1-1-0		0-0-0
0-0-0		0-0-0	0-0-0		NEUTRAL		0-0-0		0-0-0		0-0-0
11-13-0		0-6-0	2-1-0		CONFERENCE		3-3-0		0-0-0		6-3-0
9-6-0		0-3-0	2-1-0		HOME		2-1-0		0-0-0		5-1-0
2-7-0		0-3-0	0-0-0		AWAY		1-2-0		0-0-0		1-2-0
0-0-0		0-0-0	0-0-0		NEUTRAL		0-0-0		0-0-0		0-0-0
RPI S	Opponent	Score	RPI S	Opponent	Score	RPI S	Opponent	Score	RPI S	Opponent	Score
1 A	Vanderbilt	2 12	32 H	Cal Poly	5 8	55 A	UC Santa Barbara	8 4	115 A	Southern California	1 4
1 A	Vanderbilt	4 10	32 H	Cal Poly	9 5	55 A	UC Santa Barbara	4 5	121 A	Pepperdine	5 3
1 A	Vanderbilt	13 9	32 H	Cal Poly	3 2	55 A	UC Santa Barbara	1 2	129 H	Wichita St.	5 4
9 A	Cal St. Fullerton	4 9				77 H	Cal St. Northridge	14 2	129 H	Wichita St.	3 1
9 A	Cal St. Fullerton	2 3				77 H	Cal St. Northridge	7 5	129 H	Wichita St.	4 1
9 A	Cal St. Fullerton	1 2				77 H	Cal St. Northridge	5 10	172 H	Hawaii	2 5
9 H	Cal St. Fullerton	1 2				83 A	Loyola Marymount	1 4	172 H	Hawaii	3 2
9 H	Cal St. Fullerton	0 6				83 H	Loyola Marymount	3 1	172 H	Hawaii	6 2
9 H	Cal St. Fullerton	6 8				86 H	Arizona	5 4	201 H	Valparaiso	2 0
16 A	UCLA	11 1				86 H	Arizona	1 3	201 H	Valparaiso	3 2
16 H	UCLA	2 3				96 A	San Diego St.	2 12	201 H	Valparaiso	7 2
17 A	Arizona St.	0 4				96 H	San Diego St.	4 3	219 H	UC Davis	9 2
17 A	Arizona St.	0 6							219 H	UC Davis	7 2
17 A	Arizona St.	2 11							219 H	UC Davis	6 4
			LAST 10 GAMES								
			172 H	Hawaii	3 2	9 A	Cal St. Fullerton	1 2			
			172 H	Hawaii	2 5	9 A	Cal St. Fullerton	2 3			
			172 H	Hawaii	6 2	83 H	Loyola Marymount	3 1			
			121 A	Pepperdine	5 3	32 H	Cal Poly	9 5			
			9 A	Cal St. Fullerton	4 9	32 H	Cal Poly	3 2			

Non-Div. I Games:

Long Beach St.



Average RPI Win:		154	WON-LOST RECORD		WINNING PCT. RANK		LAST 10 GAMES		STRENGTH OF SCHEDULE		OPP. STRENGTH OF SCHEDULE		TEAM RPI		ADJ RPI		CONF. RPI		ADJ CONF. RPI				
DIV. I ONLY			28-24-0		.53846 122		3-7-0		126		96		95		.52635 95		8		8				
DIV. I NON-CONF.			19-9-0		.67857 58		2-0-0		186		124		56		.54805 56		11		11				
TOTALS		RPI 1-25		RPI 26-50		W-L RECORDS		RPI 51-100		RPI 101-150		RPI 150+											
28-24-0		1-3-0		2-5-0		OVERALL		7-6-0		1-4-0		17-6-0											
7-9-0		0-3-0		0-0-0		HOME		0-3-0		0-1-0		7-2-0											
16-13-0		0-0-0		1-5-0		AWAY		5-3-0		1-3-0		9-2-0											
5-2-0		1-0-0		1-0-0		NEUTRAL		2-0-0		0-0-0		1-2-0											
19-9-0		1-0-0		1-0-0		NON-CONFERENCE		6-1-0		1-4-0		10-4-0											
5-2-0		0-0-0		0-0-0		HOME		0-0-0		0-1-0		5-1-0											
9-5-0		0-0-0		0-0-		AWAY		4-1-0		1-3-0		4-1-0											
5-2-0		1-0-0		1-0-0		NEUTRAL		2-0-0		0-0-0		1-2-0											
9-15-0		0-3-0		1-5-0		CONFERENCE		1-5-0		0-0-0		7-2-0											
2-7-0		0-3-0		0-0-0		HOME		0-3-0		0-0-0		2-1-0											
7-8-0		0-0-0		1-5-0		AWAY		1-2-0		0-0-0		5-1-0											
0-0-0		0-0-0		0-0-0		NEUTRAL		0-0-0		0-0-0		0-0-0											
RPI	S	Opponent		Score		RPI	S	Opponent		Score		RPI	S	Opponent		Score		RPI	S	Opponent		Score	
15	N	Indiana		4	3	34	A	Seton Hall		3	2	51	A	Sam Houston St.		4	6	113	A	Presbyterian		4	5
21	H	Louisville		0	8	34	A	Seton Hall		3	4	51	A	Sam Houston St.		6	5	113	A	Presbyterian		13	2
21	H	Louisville		1	3	34	A	Seton Hall		0	3	51	A	Sam Houston St.		8	0	113	A	Presbyterian		4	6
21	H	Louisville		0	6	39	N	Troy		13	8	58	N	Ohio St.		5	2	120	A	UCF		3	7
						42	A	Notre Dame		5	12	65	H	South Fla.		2	3	123	H	Northeastern		2	4
						42	A	Notre Dame		3	4	65	H	South Fla.		3	4	155	H	St. John's (NY)		0	3
						42	A	Notre Dame		2	12	65	H	South Fla.		4	7	155	H	St. John's (NY)		5	3
												69	A	Bryant		11	6	155	H	St. John's (NY)		9	2
												72	A	Rutgers		3	1	164	H	Sacred Heart		10	6
												72	A	Rutgers		4	9	166	H	Boston College		4	7
												72	A	Rutgers		2	4	176	A	Stetson		9	3
												81	A	Col. of Charleston		9	4	178	N	Purdue		8	11
												89	N	Texas Tech		1	0	178	N	Purdue		3	5
																		184	A	Georgetown		2	5
																		184	A	Georgetown		3	2
																		184	A	Georgetown		6	0
																		188	H	Holy Cross		8	0
																		190	N	Central Mich.		6	2
																		192	A	Central Conn. St.		8	5
																		220	A	Hartford		9	1
																		248	H	Quinnipiac		4	2
																		256	A	Villanova		4	3
																		256	A	Villanova		4	1
																		256	A	Villanova		9	4
																		262	A	Yale		5	15
																		263	H	Fairfield		12	5
																		279	H	Massachusetts		5	4
		LAST 10 GAMES																					
						21	H	Louisville		1	3	72	A	Rutgers		3	1						
						21	H	Louisville		0	8	188	H	Holy Cross		8	0						
						21	H	Louisville		0	6	164	H	Sacred Heart		10	6						
						72	A	Rutgers		2	4	42	A	Notre Dame		5	12						
						72	A	Rutgers		4	9	42	A	Notre Dame		3	4						

Non-Div. I Games:

Connecticut



RPI	S	Opponent	Score	
282	A	Brown	11	6

Connecticut

C  
o  
n  
n  
e  
c  
t  
i  
c  
u  
t

C  
o  
n  
n  
e  
c  
t  
i  
c  
u  
t



S  
a  
n  
D  
i  
e  
g  
o  
s  
t  
.

San Diego St.



Average RPI Win: 191		WON-LOST	WINNING	LAST 10	STRENGTH OF		OPP. STRENGTH	TEAM	ADJ	CONF.	ADJ CONF.
Average RPI Loss: 113		RECORD	PCT. RANK	GAMES	SCHEDULE		OF SCHEDULE	RPI	RPI	RPI	RPI
DIV. I ONLY		30-21-0	.58824	80	9-1-0		167	179	97	.52604	97
DIV. I NON-CONF.		11-14-0	.44	185	1-0-0		48	21	77	.53514	77
TOTALS		RPI 1-25	RPI 26-50		W-L RECORDS		RPI 51-100		RPI 101-150		RPI 150+
30-21-0		1-6-0	1-4-0		OVERALL		2-1-0		2-1-0		24-9-0
13-4-0		0-0-0	0-0-0		HOME		0-0-0		0-0-0		13-4-0
14-13-0		1-4-0	1-3-0		AWAY		2-1-0		2-1-0		8-4-0
3-4-0		0-2-0	0-1-0		NEUTRAL		0-0-0		0-0-0		3-1-0
11-14-0		1-6-0	1-4-0		NON-CONFERENCE		2-1-0		2-1-0		5-2-0
4-1-0		0-0-0	0-0-0		HOME		0-0-0		0-0-0		4-1-0
7-10-0		1-4-0	1-0-		AWAY		2-1-0		2-1-0		1-1-0
0-3-0		0-2-0	0-1-0		NEUTRAL		0-0-0		0-0-0		0-0-0
19-7-0		0-0-0	0-0-0		CONFERENCE		0-0-0		0-0-0		19-7-0
9-3-0		0-0-0	0-0-0		HOME		0-0-0		0-0-0		9-3-0
7-3-0		0-0-0	0-0-0		AWAY		0-0-0		0-0-0		7-3-0
3-1-0		0-0-0	0-0-0		NEUTRAL		0-0-0		0-0-0		3-1-0
RPI S	Opponent	Score	RPI S	Opponent	Score	RPI S	Opponent	Score	RPI S	Opponent	Score
13 N	Virginia Tech	9 10	42 N	Notre Dame	1 8	85 A	Memphis	7 12	132 A	Charlotte	4 5
13 N	Virginia Tech	1 8	50 A	San Diego	9 5	85 A	Memphis	4 2	132 A	Charlotte	2 1
21 A	Louisville	3 10	50 A	San Diego	2 14	85 A	Memphis	9 1	132 A	Charlotte	7 5
21 A	Louisville	3 2	50 A	San Diego	1 2				157 A	Buffalo	2 3
21 A	Louisville	2 14	50 A	San Diego	11 18				157 A	Buffalo	3 4
25 A	UNC Wilmington	6 7							157 A	Buffalo	5 6
25 A	UNC Wilmington	8 13							179 A	Miami (OH)	13 2
									179 A	Miami (OH)	9 0
									179 A	Miami (OH)	2 1
									190 H	Central Mich.	2 8
									190 H	Central Mich.	6 3
									190 H	Central Mich.	4 1
									191 N	Eastern Mich.	7 5
									193 A	Toledo	7 5
									197 H	Ball St.	3 4
									197 H	Ball St.	11 5
									197 H	Ball St.	6 2
									211 N	Northern Ill.	3 2
									211 N	Northern Ill.	0 3
									211 N	Northern Ill.	13 1
									213 H	Niagara	19 1
									213 H	Niagara	21 2
									214 H	Bowling Green	10 7
									214 H	Bowling Green	3 1
									214 H	Bowling Green	10 4
									235 A	Penn St.	2 3
									235 H	Penn St.	10 0
			LAST 10 GAMES								
			251 A	Western Mich.	4 1	190 H	Central Mich.	4 1	214 H	Bowling Green	10 7
			251 A	Western Mich.	13 4	254 A	Youngstown St.	9 8	214 H	Bowling Green	3 1
			251 A	Western Mich.	3 0	191 N	Eastern Mich.	7 5	214 H	Bowling Green	10 4
			190 H	Central Mich.	2 8	214 H	Bowling Green	10 7	235 A	Penn St.	2 3
			190 H	Central Mich.	6 3	214 H	Bowling Green	3 1	235 H	Penn St.	10 0

Non-Div. I Games:

Kent St.



RPI	S	Opponent	Score	
251	A	Western Mich.	3	0
251	A	Western Mich.	4	1
251	A	Western Mich.	13	4
254	A	Youngstown St.	9	8
254	H	Youngstown St.	5	2
254	H	Youngstown St.	4	10
278	H	Ohio	6	5
278	H	Ohio	10	3
278	H	Ohio	3	6

Kent St.

K  
e  
n  
t  
S  
t  
.

K  
e  
n  
t  
S  
t  
.



Average RPI Win: 120		WON-LOST	WINNING	LAST 10	STRENGTH OF		OPP. STRENGTH	TEAM	ADJ		CONF.	ADJ CONF.
Average RPI Loss: 42		RECORD	PCT. RANK	GAMES	SCHEDULE		OF SCHEDULE	RPI	RPI		RPI	RPI
DIV. I ONLY		20-28-0	.41667	206	3-7-0		19	10	98		.5258	98
DIV. I NON-CONF.		13-10-0	.56522	99	1-2-0		54	63	83		.53164	83
TOTALS		RPI 1-25	RPI 26-50		W-L RECORDS		RPI 51-100		RPI 101-150		RPI 150+	
20-28-0		3-14-0	4-6-0		OVERALL		2-5-0		7-2-0		4-1-0	
11-12-0		1-8-0	0-0-0		HOME		1-1-0		6-2-0		3-1-0	
7-14-0		1-5-0	4-5-0		AWAY		1-4-0		1-0-0		0-0-0	
2-2-0		1-1-0	0-1-0		NEUTRAL		0-0-0		0-0-0		1-0-0	
13-10-0		2-3-0	0-1-0		NON-CONFERENCE		2-5-0		5-0-0		4-1-0	
9-4-0		1-2-0	0-0-0		HOME		1-1-0		4-0-0		3-1-0	
2-4-0		0-0-0	0-0-0		AWAY		1-4-0		1-0-0		0-0-0	
2-2-0		1-1-0	0-1-0		NEUTRAL		0-0-0		0-0-0		1-0-0	
7-18-0		1-11-0	4-5-0		CONFERENCE		0-0-0		2-2-0		0-0-0	
2-8-0		0-6-0	0-0-0		HOME		0-0-0		2-2-0		0-0-0	
5-10-0		1-5-0	4-5-0		AWAY		0-0-0		0-0-0		0-0-0	
0-0-0		0-0-0	0-0-0		NEUTRAL		0-0-0		0-0-0		0-0-0	
RPI S	Opponent	Score	RPI S	Opponent	Score	RPI S	Opponent	Score	RPI S	Opponent	Score	
1 A	Vanderbilt	3 4	31 A	Kentucky	4 5	54 A	Middle Tenn.	5 11	107 A	East Tenn. St.	4 3	
1 A	Vanderbilt	3 8	31 A	Kentucky	5 0	54 H	Middle Tenn.	6 7	107 H	East Tenn. St.	9 7	
1 A	Vanderbilt	8 12	31 A	Kentucky	10 9	57 H	Western Caro.	10 5	133 H	Georgia	7 8	
11 H	South Carolina	2 19	42 N	Notre Dame	2 3	71 A	UNLV	4 5	136 H	Western Ky.	5 4	
11 H	South Carolina	8 12	43 A	Alabama	1 15	71 A	UNLV	8 3	136 H	Western Ky.	4 0	
11 H	South Carolina	4 5	43 A	Alabama	7 6	71 A	UNLV	9 10	137 H	Arkansas St.	12 3	
13 N	Virginia Tech	5 4	43 A	Alabama	1 12	71 A	UNLV	2 3	146 H	Missouri	6 14	
13 N	Virginia Tech	3 7	44 A	Arkansas	2 10				146 H	Missouri	7 6	
17 H	Arizona St.	1 5	44 A	Arkansas	8 3				146 H	Missouri	4 0	
17 H	Arizona St.	0 4	44 A	Arkansas	1 11				152 H	Longwood	5 7	
17 H	Arizona St.	11 2							279 N	Massachusetts	6 4	
19 H	Ole Miss	0 5							289 H	Alcorn	13 6	
19 H	Ole Miss	4 6							289 H	Alcorn	12 4	
19 H	Ole Miss	3 4							289 H	Alcorn	16 0	
23 A	Florida	2 7										
23 A	Florida	2 3										
23 A	Florida	4 2										
LAST 10 GAMES												
44 A	Arkansas	2 10	54 H	Middle Tenn.	6 7							
44 A	Arkansas	1 11	23 A	Florida	4 2							
44 A	Arkansas	8 3	23 A	Florida	2 3							
137 H	Arkansas St.	12 3	23 A	Florida	2 7							
133 H	Georgia	7 8	54 A	Middle Tenn.	5 11							

Non-Div. I Games:

Tennessee







RPI	S	Opponent	Score	
229	H	Houston Baptist	8	6
229	H	Houston Baptist	1	8
239	H	Texas Southern	8	1
279	H	Massachusetts	10	2
279	H	Massachusetts	8	0
279	H	Massachusetts	4	2
283	H	Northern Ky.	14	4
283	H	Northern Ky.	5	3
283	H	Northern Ky.	10	5
283	H	Northern Ky.	7	6
292	H	Prairie View	7	1

Lamar

L  
a  
m  
a  
r

L  
a  
m  
a  
r



Average RPI Win: 199		WON-LOST	WINNING	LAST 10	STRENGTH OF		OPP. STRENGTH	TEAM	ADJ	CONF.	ADJ CONF.
Average RPI Loss: 96		RECORD	PCT. RANK	GAMES	SCHEDULE		OF SCHEDULE	RPI	RPI	RPI	RPI
DIV. I ONLY		29-23-0	.55769	106	6-4-0		110	190	100	.52477	100
DIV. I NON-CONF.		9-16-0	.36	218	1-1-0		47	101	158	.49311	157
TOTALS		RPI 1-25	RPI 26-50		W-L RECORDS		RPI 51-100		RPI 101-150		RPI 150+
29-23-0		0-4-0	1-6-0		OVERALL		2-3-0		2-4-0		24-6-0
14-9-0		0-2-0	0-2-0		HOME		1-2-0		2-1-0		11-2-0
14-14-0		0-2-0	1-4-0		AWAY		1-1-0		0-3-0		12-4-0
1-0-0		0-0-0	0-0-0		NEUTRAL		0-0-0		0-0-0		1-0-0
9-16-0		0-4-0	0-4-0		NON-CONFERENCE		1-1-0		0-3-0		8-4-0
5-6-0		0-2-0	0-2-0		HOME		0-0-0		0-0-0		5-2-0
3-10-0		0-2-0	0-0-		AWAY		1-1-0		0-3-0		2-2-0
1-0-0		0-0-0	0-0-0		NEUTRAL		0-0-0		0-0-0		1-0-0
20-7-0		0-0-0	1-2-0		CONFERENCE		1-2-0		2-1-0		16-2-0
9-3-0		0-0-0	0-0-0		HOME		1-2-0		2-1-0		6-0-0
11-4-0		0-0-0	1-2-0		AWAY		0-0-0		0-0-0		10-2-0
0-0-0		0-0-0	0-0-0		NEUTRAL		0-0-0		0-0-0		0-0-0
RPI S	Opponent	Score	RPI S	Opponent	Score	RPI S	Opponent	Score	RPI S	Opponent	Score
14 A	South Ala.	6 9	28 H	Auburn	8 12	60 A	North Florida	5 2	103 H	Tennessee Tech	0 4
14 A	South Ala.	5 6	36 A	Austin Peay	4 5	60 A	North Florida	3 7	103 H	Tennessee Tech	7 5
14 H	South Ala.	1 3	36 A	Austin Peay	19 9	91 H	Belmont	6 10	103 H	Tennessee Tech	6 5
14 H	South Ala.	3 8	36 A	Austin Peay	1 10	91 H	Belmont	2 0	127 A	Kennesaw St.	6 11
			39 A	Troy	4 8	91 H	Belmont	0 3	127 A	Kennesaw St.	1 2
			39 H	Troy	5 13				127 A	Kennesaw St.	3 9
			43 A	Alabama	5 6				168 H	Eastern Ill.	3 2
									168 H	Eastern Ill.	2 1
									168 H	Eastern Ill.	5 2
									170 A	Samford	2 12
									170 H	Samford	12 11
									175 H	Southern Ill.	5 4
									175 H	Southern Ill.	6 12
									175 H	Southern Ill.	4 12
									182 N	Charleston So.	7 4
									189 A	UAB	7 4
									189 A	UAB	2 8
									189 H	UAB	8 2
									189 H	UAB	7 0
									206 A	Eastern Ky.	10 9
									206 A	Eastern Ky.	6 14
									206 A	Eastern Ky.	9 4
									244 A	Alabama St.	1 0
									244 H	Alabama St.	9 2
									247 A	Southeast Mo. St.	4 3
									247 A	Southeast Mo. St.	9 8
									247 A	Southeast Mo. St.	5 2
LAST 10 GAMES											
206 A	Eastern Ky.	6 14	91 H	Belmont	6 10	244 A	Alabama St.	1 0			
206 A	Eastern Ky.	10 9	91 H	Belmont	0 3	244 H	Alabama St.	9 2			
206 A	Eastern Ky.	9 4	244 H	Alabama St.	9 2	247 A	Southeast Mo. St.	4 3			
28 H	Auburn	8 12	247 A	Southeast Mo. St.	4 3	247 A	Southeast Mo. St.	9 8			
91 H	Belmont	2 0	247 A	Southeast Mo. St.	5 2	247 A	Southeast Mo. St.	5 2			

Non-Div. I Games:

Jacksonville St.



RPI	S	Opponent	Score	
258	A	Murray St.	10	7
258	A	Murray St.	14	11
258	A	Murray St.	7	6
266	H	SIU Edwardsville	2	1
266	H	SIU Edwardsville	11	0
266	H	SIU Edwardsville	7	6
287	A	UT Martin	3	5
287	A	UT Martin	20	2
287	A	UT Martin	10	5

Jacksonville St.

J  
a  
c  
k  
s  
o  
n  
v  
i  
l  
l  
e  
s  
t  
.

J  
a  
c  
k  
s  
o  
n  
v  
i  
l  
l  
e  
s  
t  
.



Average RPI Win: 146		WON-LOST	WINNING	LAST 10	STRENGTH OF		OPP. STRENGTH	TEAM	ADJ	CONF.	ADJ CONF.
Average RPI Loss: 60		RECORD	PCT. RANK	GAMES	SCHEDULE		OF SCHEDULE	RPI	RPI	RPI	RPI
DIV. I ONLY		22-28-0	.44	195	37		35	101	.52468	101	3
DIV. I NON-CONF.		12-9-0	.57143	96	66		138	68	.53862	68	3
TOTALS		RPI 1-25	RPI 26-50		W-L RECORDS		RPI 51-100		RPI 101-150		RPI 150+
22-28-0		2-11-0	0-2-0		OVERALL		3-10-0		5-4-0		12-1-0
11-10-0		1-5-0	0-1-0		HOME		0-1-0		3-3-0		7-0-0
10-16-0		1-5-0	0-1-0		AWAY		2-8-0		2-1-0		5-1-0
1-2-0		0-1-0	0-0-0		NEUTRAL		1-1-0		0-0-0		0-0-0
12-9-0		0-1-0	0-2-0		NON-CONFERENCE		3-5-0		0-0-0		9-1-0
7-2-0		0-0-0	0-1-0		HOME		0-1-0		0-0-0		7-0-0
4-5-0		0-0-0	0-0-0		AWAY		2-3-0		0-0-0		2-1-0
1-2-0		0-1-0	0-0-0		NEUTRAL		1-1-0		0-0-0		0-0-0
10-19-0		2-10-0	0-0-0		CONFERENCE		0-5-0		5-4-0		3-0-0
4-8-0		1-5-0	0-0-0		HOME		0-0-0		3-3-0		0-0-0
6-11-0		1-5-0	0-0-0		AWAY		0-5-0		2-1-0		3-0-0
0-0-0		0-0-0	0-0-0		NEUTRAL		0-0-0		0-0-0		0-0-0
RPI S	Opponent	Score	RPI S	Opponent	Score	RPI S	Opponent	Score	RPI S	Opponent	Score
2 N	North Carolina	5 11	32 H	Cal Poly	1 7	56 A	San Francisco	5 2	110 A	Washington	2 3
6 A	Oregon St.	4 6	46 A	Rice	0 1	56 H	San Francisco	5 11	110 A	Washington	8 1
6 A	Oregon St.	0 5				59 N	Baylor	0 9	110 A	Washington	6 5
6 A	Oregon St.	1 6				62 N	Houston	13 2	115 H	Southern California	15 5
8 H	Oregon	4 10				63 A	UC Irvine	8 6	115 H	Southern California	5 9
8 H	Oregon	2 3				63 A	UC Irvine	3 4	115 H	Southern California	3 4
8 H	Oregon	4 5				63 A	UC Irvine	3 5	147 H	Washington St.	4 2
16 A	UCLA	2 10				63 A	UC Irvine	1 9	147 H	Washington St.	2 1
16 A	UCLA	3 8				80 A	Stanford	0 5	147 H	Washington St.	6 7
16 A	UCLA	5 1				80 A	Stanford	3 4	154 H	Michigan	2 1
17 H	Arizona St.	3 1				86 A	Arizona	4 6	154 H	Michigan	5 4
17 H	Arizona St.	9 10				86 A	Arizona	4 5	154 H	Michigan	6 5
17 H	Arizona St.	7 10				86 A	Arizona	1 10	159 A	Utah	6 4
									159 A	Utah	9 5
									159 A	Utah	9 5
									224 H	Fresno St.	8 4
									224 H	Fresno St.	5 4
									224 H	Fresno St.	8 1
									224 H	Fresno St.	4 3
									246 A	Pacific	13 2
									271 A	San Jose St.	1 3
									280 A	Santa Clara	3 1
			LAST 10 GAMES								
			17 H	Arizona St.	7 10	6 A	Oregon St.	1 6			
			17 H	Arizona St.	9 10	246 A	Pacific	13 2			
			17 H	Arizona St.	3 1	110 A	Washington	6 5			
			6 A	Oregon St.	4 6	110 A	Washington	8 1			
			6 A	Oregon St.	0 5	110 A	Washington	2 3			

Non-Div. I Games:

California



TCUT  
C  
U

TCU



Average RPI Win:		206	WON-LOST RECORD		WINNING PCT. RANK		LAST 10 GAMES		STRENGTH OF SCHEDULE		OPP. STRENGTH OF SCHEDULE		TEAM RPI		ADJ RPI		CONF. RPI		ADJ CONF. RPI					
Average RPI Loss:		109																						
DIV. I ONLY			34-14-0		.70833		26		8-2-0		255		187		103		.52375		103		19		19	
DIV. I NON-CONF.			12-9-0		.57143		96		2-2-0		211		119		152		.49492		152		21		21	
TOTALS		RPI 1-25		RPI 26-50		W-L RECORDS		RPI 51-100		RPI 101-150		RPI 150+												
34-14-0		1-0-0		4-3-0		OVERALL		1-6-0		1-1-0		27-4-0												
21-5-0		0-0-0		2-2-0		HOME		0-1-0		1-0-0		18-2-0												
13-9-0		1-0-0		2-1-0		AWAY		1-5-0		0-1-0		9-2-0												
0-0-0		0-0-0		0-0-0		NEUTRAL		0-0-0		0-0-0		0-0-0												
12-9-0		1-0-0		2-2-0		NON-CONFERENCE		0-4-0		1-1-0		8-2-0												
10-4-0		0-0-0		2-2-0		HOME		0-1-0		1-0-0		7-1-0												
2-5-0		1-0-0		0-0-		AWAY		0-3-0		0-1-0		1-1-0												
0-0-0		0-0-0		0-0-0		NEUTRAL		0-0-0		0-0-0		0-0-0												
22-5-0		0-0-0		2-1-0		CONFERENCE		1-2-0		0-0-0		19-2-0												
11-1-0		0-0-0		0-0-0		HOME		0-0-0		0-0-0		11-1-0												
11-4-0		0-0-0		2-1-0		AWAY		1-2-0		0-0-0		8-1-0												
0-0-0		0-0-0		0-0-0		NEUTRAL		0-0-0		0-0-0		0-0-0												
RPI	S	Opponent		Score		RPI	S	Opponent		Score		RPI	S	Opponent		Score		RPI	S	Opponent		Score		
1	A	Vanderbilt		10 9		36	A	Austin Peay		12 4		54	A	Middle Tenn.		9 12		107	A	East Tenn. St.		0 3		
						36	A	Austin Peay		3 7		54	H	Middle Tenn.		7 9		107	H	East Tenn. St.		10 6		
						36	A	Austin Peay		10 7		57	A	Western Caro.		7 18		168	H	Eastern Ill.		20 5		
						37	H	Illinois		2 13		57	A	Western Caro.		1 6		168	H	Eastern Ill.		5 2		
						37	H	Illinois		6 5		100	A	Jacksonville St.		4 0		168	H	Eastern Ill.		6 5		
						37	H	Illinois		7 6		100	A	Jacksonville St.		5 6		203	A	Lipscomb		1 12		
						38	H	Michigan St.		3 5		100	A	Jacksonville St.		5 7		206	A	Eastern Ky.		5 1		
																		206	A	Eastern Ky.		5 4		
																		206	A	Eastern Ky.		7 18		
																		213	H	Niagara		10 9		
																		213	H	Niagara		2 4		
																		213	H	Niagara		9 0		
																		214	H	Bowling Green		10 4		
																		214	H	Bowling Green		8 5		
																		247	A	Southeast Mo. St.		11 6		
																		247	A	Southeast Mo. St.		5 1		
																		247	A	Southeast Mo. St.		16 1		
																		258	H	Murray St.		10 9		
																		258	H	Murray St.		4 1		
																		258	H	Murray St.		10 6		
																		266	H	SIU Edwardsville		1 0		
																		266	H	SIU Edwardsville		4 6		
																		266	H	SIU Edwardsville		11 3		
																		270	H	Morehead St.		11 4		
																		270	H	Morehead St.		11 5		
																		270	H	Morehead St.		5 2		
																		283	H	Northern Ky.		7 1		



RPI	S	Opponent	Score	
283	H	Northern Ky.	13	2
287	A	UT Martin	8	5
287	A	UT Martin	3	1
287	A	UT Martin	13	8
294	A	Alabama A&M	8	6
294	H	Alabama A&M	12	5

Tennessee Tech

T  
e  
n  
n  
e  
s  
s  
e  
e  
T  
e  
c  
h

T  
e  
n  
n  
e  
s  
s  
e  
e  
T  
e  
c  
h



Saint Louis

Saint Louis



RPI	S	Opponent	Score	
181	H	South Dakota St.	11	6
181	H	South Dakota St.	3	5
188	N	Holy Cross	5	11
234	H	Western Ill.	14	8
234	H	Western Ill.	6	7
241	H	North Dakota	12	0
242	H	St. Bonaventure	3	1
242	H	St. Bonaventure	4	0
242	H	St. Bonaventure	10	4
247	A	Southeast Mo. St.	8	4
247	H	Southeast Mo. St.	7	6
251	N	Western Mich.	6	2
266	A	SIU Edwardsville	14	5
266	H	SIU Edwardsville	7	5
283	N	Northern Ky.	3	5
283	N	Northern Ky.	5	3
286	A	Dayton	9	1
286	A	Dayton	7	2
286	A	Dayton	14	4

Saint Louis



Average RPI Win: 162		WON-LOST	WINNING	LAST 10	STRENGTH OF		OPP. STRENGTH	TEAM	ADJ		CONF.	ADJ CONF.			
Average RPI Loss: 115		RECORD	PCT. RANK	GAMES	SCHEDULE		OF SCHEDULE	RPI	RPI		RPI	RPI			
DIV. I ONLY		27-21-0	.5625	100	7-3-0		87	163	105	.52134	105	11	11		
DIV. I NON-CONF.		12-12-0	.5	139	1-1-0		115	221	146	.4974	146	13	13		
TOTALS		RPI 1-25	RPI 26-50		W-L RECORDS		RPI 51-100		RPI 101-150		RPI 150+				
27-21-0	0-0-0	0-1-0		OVERALL		6-10-0		4-5-0		17-5-0					
19-10-0	0-0-0	0-1-0		HOME		3-4-0		3-2-0		13-3-0					
8-11-0	0-0-0	0-0-0		AWAY		3-6-0		1-3-0		4-2-0					
0-0-0	0-0-0	0-0-0		NEUTRAL		0-0-0		0-0-0		0-0-0					
12-12-0	0-0-0	0-1-0		NON-CONFERENCE		1-3-0		2-4-0		9-4-0					
9-5-0	0-0-0	0-1-0		HOME		0-1-0		1-1-0		8-2-0					
3-7-0	0-0-0	0-0-		AWAY		1-2-0		1-3-0		1-2-0					
0-0-0	0-0-0	0-0-0		NEUTRAL		0-0-0		0-0-0		0-0-0					
15-9-0	0-0-0	0-0-0		CONFERENCE		5-7-0		2-1-0		8-1-0					
10-5-0	0-0-0	0-0-0		HOME		3-3-0		2-1-0		5-1-0					
5-4-0	0-0-0	0-0-0		AWAY		2-4-0		0-0-0		3-0-0					
0-0-0	0-0-0	0-0-0		NEUTRAL		0-0-0		0-0-0		0-0-0					
RPI	S	Opponent	Score	RPI	S	Opponent	Score	RPI	S	Opponent	Score	RPI	S	Opponent	Score
				45	H	Oklahoma	2 4	51	A	Sam Houston St.	0 5	108	H	Oral Roberts	2 8
								51	A	Sam Houston St.	3 5	108	H	Oral Roberts	9 3
								51	A	Sam Houston St.	6 5	108	H	Oral Roberts	6 5
								61	H	New Mexico	0 7	131	A	Texas St.	3 5
								62	A	Houston	1 3	131	A	Texas St.	23 7
								62	A	Houston	0 13	131	A	Texas St.	1 7
								62	A	Houston	9 3	131	H	Texas St.	7 3
								70	A	Southeastern La.	4 5	138	A	UTSA	5 12
								70	A	Southeastern La.	2 5	138	H	UTSA	4 19
								70	A	Southeastern La.	8 5	151	H	Iowa	2 4
								75	H	Central Ark.	7 8	160	A	Nicholls St.	13 1
								75	H	Central Ark.	3 0	160	A	Nicholls St.	2 1
								75	H	Central Ark.	2 7	160	A	Nicholls St.	2 1
								99	H	Lamar	9 7	169	H	Dallas Baptist	6 3
								99	H	Lamar	7 10	169	H	Dallas Baptist	5 1
								99	H	Lamar	17 15	169	H	Dallas Baptist	11 10
												210	H	McNeese St.	3 1
												210	H	McNeese St.	9 1
												210	H	McNeese St.	4 0
												217	H	Northwestern St.	12 2
												217	H	Northwestern St.	11 0
												217	H	Northwestern St.	1 12
												223	A	Tex.-Pan American	8 9
												223	A	Tex.-Pan American	4 2
												223	H	Tex.-Pan American	4 1
												223	H	Tex.-Pan American	6 0
												223	H	Tex.-Pan American	1 7
Non-Div. I Games:				Houston-Victoria				Incarnate Word				Houston-Victoria			
				8 6				7 2				8 1			



RPI	S	Opponent	Score	
223	H	Tex.-Pan American	12	7
229	A	Houston Baptist	2	7
229	H	Houston Baptist	5	4
267	H	Harvard	7	6

A&M-Corpus Christi  
r  
i  
s  
t  
i

A  
&  
M  
-  
C  
o  
r  
p  
u  
s  
C  
h  
r  
i  
s  
t  
i



Average RPI Win: 215		WON-LOST	WINNING	LAST 10	STRENGTH OF		OPP. STRENGTH	TEAM	ADJ		CONF.	ADJ CONF.			
Average RPI Loss: 130		RECORD	PCT. RANK	GAMES	SCHEDULE		OF SCHEDULE	RPI	RPI		RPI	RPI			
DIV. I ONLY		26-19-0	.57778	88	7-3-0		167	246	106	.52112	106	25	25		
DIV. I NON-CONF.		8-15-0	.34783	225	0-2-0		178	186	207	.47104	207	25	25		
TOTALS		RPI 1-25	RPI 26-50		W-L RECORDS		RPI 51-100		RPI 101-150		RPI 150+				
26-19-0		0-2-0	0-0-0		OVERALL		1-7-0		3-5-0		22-5-0				
11-4-0		0-0-0	0-0-0		HOME		0-0-0		0-2-0		11-2-0				
12-15-0		0-2-0	0-0-0		AWAY		1-7-0		1-3-0		10-3-0				
3-0-0		0-0-0	0-0-0		NEUTRAL		0-0-0		2-0-0		1-0-0				
8-15-0		0-2-0	0-0-0		NON-CONFERENCE		1-7-0		1-3-0		6-3-0				
4-1-0		0-0-0	0-0-0		HOME		0-0-0		0-0-0		4-1-0				
3-14-0		0-2-0	0-0-		AWAY		1-7-0		1-3-0		1-2-0				
1-0-0		0-0-0	0-0-0		NEUTRAL		0-0-0		0-0-0		1-0-0				
18-4-0		0-0-0	0-0-0		CONFERENCE		0-0-0		2-2-0		16-2-0				
7-3-0		0-0-0	0-0-0		HOME		0-0-0		0-2-0		7-1-0				
9-1-0		0-0-0	0-0-0		AWAY		0-0-0		0-0-0		9-1-0				
2-0-0		0-0-0	0-0-0		NEUTRAL		0-0-0		2-0-0		0-0-0				
RPI S	Opponent	Score		RPI S	Opponent	Score		RPI S	Opponent	Score		RPI S	Opponent	Score	
20 A	Miami (FL)	4	6					72 A	Rutgers	6	15	120 A	UCF	3	10
20 A	Miami (FL)	6	9					86 A	Arizona	5	7	120 A	UCF	5	4
								86 A	Arizona	8	4	120 A	UCF	1	6
								86 A	Arizona	3	4	120 A	UCF	1	5
								99 A	Lamar	5	7	144 H	Dartmouth	4	7
								99 A	Lamar	5	9	144 H	Dartmouth	2	3
								99 A	Lamar	1	5	144 N	Dartmouth	12	5
								99 A	Lamar	0	6	144 N	Dartmouth	6	5
												155 H	St. John's (NY)	5	3
												183 H	Cornell	8	1
												183 H	Cornell	5	2
												183 H	Cornell	4	5
												183 H	Cornell	5	0
												196 A	Princeton	4	0
												196 A	Princeton	10	2
												196 A	Princeton	0	2
												196 A	Princeton	7	1
												216 H	Manhattan	0	4
												216 H	Manhattan	6	3
												218 A	Penn	6	4
												218 A	Penn	1	0
												218 H	Penn	3	2
												218 H	Penn	14	1
												222 A	Army	5	1
												262 A	Yale	5	2
												262 A	Yale	2	1
												267 H	Harvard	5	0
				LAST 10 GAMES											
				144 N	Dartmouth	6	5	218 H	Penn	14	1				
				144 N	Dartmouth	12	5	269 A	Fordham	4	5				
				218 A	Penn	1	0	269 A	Fordham	3	9				
				218 A	Penn	6	4	196 A	Princeton	0	2				
				218 H	Penn	3	2	196 A	Princeton	10	2				

Non-Div. I Games:

Columbia



Columbia



Average RPI Win:	165		WON-LOST RECORD	WINNING PCT. RANK	LAST 10 GAMES		STRENGTH OF SCHEDULE	OPP. STRENGTH OF SCHEDULE	TEAM RPI	ADJ RPI	CONF. RPI	ADJ CONF. RPI
DIV. I ONLY			29-22-0	.56863    95	6-4-0		124	172	107	.52111   107	16	16
DIV. I NON-CONF.			15-12-0	.55556   104	4-2-0		167	190	137	.50028   136	17	17
TOTALS	RPI 1-25		RPI 26-50	W-L RECORDS		RPI 51-100		RPI 101-150		RPI 150+		
29-22-0	1-2-0		3-0-0	OVERALL		3-8-0		4-4-0		18-8-0		
17-9-0	0-0-0		3-0-0	HOME		1-4-0		4-2-0		9-3-0		
12-13-0	1-2-0		0-0-0	AWAY		2-4-0		0-2-0		9-5-0		
0-0-0	0-0-0		0-0-0	NEUTRAL		0-0-0		0-0-0		0-0-0		
15-12-0	0-0-0		3-0-0	NON-CONFERENCE		1-4-0		2-3-0		9-5-0		
11-6-0	0-0-0		3-0-0	HOME		0-2-0		2-1-0		6-3-0		
4-6-0	0-0-0		0-0-	AWAY		1-2-0		0-2-0		3-2-0		
0-0-0	0-0-0		0-0-0	NEUTRAL		0-0-0		0-0-0		0-0-0		
14-10-0	1-2-0		0-0-0	CONFERENCE		2-4-0		2-1-0		9-3-0		
6-3-0	0-0-0		0-0-0	HOME		1-2-0		2-1-0		3-0-0		
8-7-0	1-2-0		0-0-0	AWAY		1-2-0		0-0-0		6-3-0		
0-0-0	0-0-0		0-0-0	NEUTRAL		0-0-0		0-0-0		0-0-0		
RPI   S     Opponent	Score		RPI   S     Opponent	Score		RPI   S     Opponent	Score	RPI   S     Opponent	Score			
24 A Mercer	1   0		34 H Seton Hall	7   3		60 A North Florida	7   5	103 A Tennessee Tech	6	10		
24 A Mercer	0   2		34 H Seton Hall	4   3		60 A North Florida	4   11	103 H Tennessee Tech	3	0		
24 A Mercer	7   12		34 H Seton Hall	9   8		60 A North Florida	4   15	127 H Kennesaw St.	9	7		
						66 H FGCU	9   10	127 H Kennesaw St.	8	2		
						66 H FGCU	3   2	127 H Kennesaw St.	1	4		
						66 H FGCU	2   3	130 A Radford	10	14		
						78 A Citadel	3   7	130 H Radford	2	4		
						92 A Appalachian St.	7   6	148 H Rhode Island	5	0		
						92 H Appalachian St.	1   3	176 A Stetson	0	2		
						98 A Tennessee	7   9	176 A Stetson	3	7		
						98 H Tennessee	3   4	176 A Stetson	3	2		
								176 H Marist	9	8		
								176 H Marist	2	13		
								176 H Marist	3	0		
								195 A UNC Asheville	20	9		
								195 H UNC Asheville	9	3		
								203 H Lipscomb	7	2		
								203 H Lipscomb		5	2	
								203 H Lipscomb	8	0		
								208 A USC Upstate	3	6		
								208 A USC Upstate	8	0		
								208 A USC Upstate	10	4		
					LAST 10 GAMES			208 A USC Upstate	10	4		
					24 A Mercer	0   2		215 A Winthrop	2	3		
					24 A Mercer	7   12		215 H Winthrop	1	2		
					24 A Mercer	1   0		228 H Wofford	12	10		
					195 H UNC Asheville	9   3		230 A Ill.-Chicago	6	5		
					230 A Ill.-Chicago	2   3		230 A Ill.-Chicago	2	3		
								103 A Tennessee Tech	6	10		
								92 A Appalachian St.	7	6		
								127 H Kennesaw St.	8	2		

**Non-Div. I Games:**

East Tenn. St.



RPI	S	Opponent	Score	
230	A	Ill.-Chicago	7	3
235	H	Penn St.	9	7
235	H	Penn St.	4	6
235	H	Penn St.	8	3
283	A	Northern Ky.	12	9
283	A	Northern Ky.	5	2
283	A	Northern Ky.	13	4

East Tenn. St.

E  
a  
s  
t  
T  
e  
n  
n  
.  
S  
t  
.

E  
a  
s  
t  
T  
e  
n  
n  
.  
S  
t  
.



Average RPI Win: 217		WON-LOST RECORD		WINNING PCT. RANK		LAST 10 GAMES		STRENGTH OF SCHEDULE		OPP. STRENGTH OF SCHEDULE		TEAM RPI		ADJ RPI		CONF. RPI		ADJ CONF. RPI	
DIV. I ONLY		32-17-0		.65306 50		8-2-0		219		243		108		.5195 108		22		22	
DIV. I NON-CONF.		16-13-0		.55172 108		1-1-0		171		258		117		.51256 117		22		22	
TOTALS		RPI 1-25		RPI 26-50		W-L RECORDS		RPI 51-100		RPI 101-150		RPI 150+							
32-17-0		0-3-0		0-4-0		OVERALL		4-0-0		3-2-0		26-8-0							
14-5-0		0-0-0		0-0-0		HOME		4-0-0		0-2-0		11-3-0							
13-10-0		0-3-0		0-4-0		AWAY		0-0-0		0-0-0		13-3-0							
5-2-0		0-0-0		0-0-0		NEUTRAL		0-0-0		3-0-0		2-2-0							
16-13-0		0-3-0		0-4-0		NON-CONFERENCE		1-0-0		3-2-0		12-4-0							
5-3-0		0-0-0		0-0-0		HOME		1-0-0		0-2-0		4-1-0							
6-8-0		0-3-0		0-0-		AWAY		0-0-0		0-0-0		6-1-0							
5-2-0		0-0-0		0-0-0		NEUTRAL		0-0-0		3-0-0		2-2-0							
17-4-0		0-0-0		0-0-0		CONFERENCE		3-0-0		0-0-0		14-4-0							
10-2-0		0-0-0		0-0-0		HOME		3-0-0		0-0-0		7-2-0							
7-2-0		0-0-0		0-0-0		AWAY		0-0-0		0-0-0		7-2-0							
0-0-0		0-0-0		0-0-0		NEUTRAL		0-0-0		0-0-0		0-0-0							
RPI S	Opponent		Score		RPI S	Opponent		Score		RPI S	Opponent		Score		RPI S	Opponent		Score	
11 A	South Carolina		0	2	26 A	Maryland		3	6	72 H	Rutgers		9 3	130 N	Radford		13	0	
11 A	South Carolina		0	1	29 A	Campbell		6	14	79 H	Canisius		4 3	130 N	Radford		15	7	
11 A	South Carolina		5	9	29 A	Campbell		3	4	79 H	Canisius		3 2	130 N	Radford		5	3	
					34 A	Seton Hall		2	9	79 H	Canisius		10 7	139 H	Monmouth		1	3	
														149 H	Saint Joseph's		3	6	
														163 A	Siena		4	7	
														163 A	Siena		8	2	
														163 A	Siena		6	4	
														196 A	Princeton		8	6	
														213 A	Niagara		3	2	
														213 A	Niagara		8	4	
														213 A	Niagara		16	6	
														216 A	Manhattan		1	3	
														216 A	Manhattan		6	5	
														216 A	Manhattan		6	3	
														242 N	St. Bonaventure		4	1	
														242 N	St. Bonaventure		5	6	
														242 N	St. Bonaventure		1	2	
														242 N	St. Bonaventure		4	3	
														255 H	Saint Peter's		2	4	
														255 H	Saint Peter's		4	2	
														255 H	Saint Peter's		3	0	
														259 H	LIU Brooklyn		9	4	
														263 H	Fairfield		13	1	
														263 H	Fairfield		2	5	
														263 H	Fairfield		3	2	
														265 A	Norfolk St.		2	0	
LAST 10 GAMES																			
				291 H	Iona		9 2	213 A	Niagara		16 6	259 H	LIU Brooklyn		9 4	263 H	Fairfield		13 1
				291 H	Iona		11 6	288 A	Lafayette		4 0	263 H	Fairfield		2 5	263 H	Fairfield		3 2
				291 H	Iona		3 2	149 H	Saint Joseph's		3 6	263 H	Fairfield		3 2	265 A	Norfolk St.		2 0
				213 A	Niagara		8 4	163 A	Siena		6 4	263 H	Fairfield		3 2	265 A	Norfolk St.		2 0
				213 A	Niagara		3 2	163 A	Siena		4 7	265 A	Norfolk St.		2 0	265 A	Norfolk St.		2 0

Non-Div. I Games:

Rider



RPI	S	Opponent	Score	
265	A	Norfolk St.	5	2
265	A	Norfolk St.	4	6
274	H	Lehigh	6	4
277	A	NJIT	6	5
277	A	NJIT	10	2
277	H	NJIT	3	4
277	H	NJIT	5	0
288	A	Lafayette	4	0
288	H	Lafayette	5	3
291	H	Iona	9	2
291	H	Iona	3	2
291	H	Iona	11	6

Rider

R  
i  
d  
e  
r

R  
i  
d  
e  
r



Average RPI Win: 132		WON-LOST	WINNING	LAST 10	STRENGTH OF		OPP. STRENGTH	TEAM	ADJ	CONF.	ADJ CONF.
Average RPI Loss: 112		RECORD	PCT. RANK	GAMES	SCHEDULE		OF SCHEDULE	RPI	RPI	RPI	RPI
DIV. I ONLY		21-28-0	.42857	198	8-2-0		22	177	108	.5195	108
DIV. I NON-CONF.		7-18-0	.28	261	2-0-0		21	225	191	.48327	189
TOTALS		RPI 1-25	RPI 26-50		W-L RECORDS		RPI 51-100		RPI 101-150		RPI 150+
21-28-0		0-3-0	0-4-0		OVERALL		10-3-0		4-10-0		7-8-0
9-14-0		0-3-0	0-1-0		HOME		5-1-0		1-3-0		3-6-0
12-13-0		0-0-0	0-2-0		AWAY		5-2-0		3-7-0		4-2-0
0-1-0		0-0-0	0-1-0		NEUTRAL		0-0-0		0-0-0		0-0-0
7-18-0		0-3-0	0-4-0		NON-CONFERENCE		0-1-0		3-5-0		4-5-0
1-10-0		0-3-0	0-1-0		HOME		0-0-0		1-3-0		0-3-0
6-7-0		0-0-0	0-0-		AWAY		0-1-0		2-2-0		4-2-0
0-1-0		0-0-0	0-1-0		NEUTRAL		0-0-0		0-0-0		0-0-0
14-10-0		0-0-0	0-0-0		CONFERENCE		10-2-0		1-5-0		3-3-0
8-4-0		0-0-0	0-0-0		HOME		5-1-0		0-0-0		3-3-0
6-6-0		0-0-0	0-0-0		AWAY		5-1-0		1-5-0		0-0-0
0-0-0		0-0-0	0-0-0		NEUTRAL		0-0-0		0-0-0		0-0-0
RPI S	Opponent	Score	RPI S	Opponent	Score	RPI S	Opponent	Score	RPI S	Opponent	Score
9 H	Cal St. Fullerton	0 5	33 N	Oklahoma St.	2 4	51 A	Sam Houston St.	4 6	104 H	Saint Louis	2 4
9 H	Cal St. Fullerton	4 7	45 A	Oklahoma	8 9	51 A	Sam Houston St.	7 2	104 H	Saint Louis	4 11
9 H	Cal St. Fullerton	2 6	45 A	Oklahoma	8 15	51 A	Sam Houston St.	8 4	104 H	Saint Louis	5 0
			45 H	Oklahoma	1 3	68 A	Texas	3 4	105 A	A&M-Corpus Christi	8 2
						70 H	Southeastern La.	3 4	105 A	A&M-Corpus Christi	3 9
						70 H	Southeastern La.	6 2	105 A	A&M-Corpus Christi	5 6
						70 H	Southeastern La.	9 1	125 A	Stephen F. Austin	5 6
						75 H	Central Ark.	4 3	125 A	Stephen F. Austin	3 5
						75 H	Central Ark.	3 2	125 A	Stephen F. Austin	1 2
						75 H	Central Ark.	8 1	129 A	Wichita St.	1 8
						99 A	Lamar	8 0	129 A	Wichita St.	0 8
						99 A	Lamar	12 6	129 H	Wichita St.	4 5
						99 A	Lamar	8 6	140 A	Missouri St.	4 1
									140 A	Missouri St.	5 3
									160 H	Nicholls St.	7 2
									160 H	Nicholls St.	8 1
									160 H	Nicholls St.	9 12
									169 H	Dallas Baptist	6 13
									169 H	Dallas Baptist	3 8
									169 H	Dallas Baptist	2 4
									210 H	McNeese St.	1 5
									210 H	McNeese St.	7 2
									210 H	McNeese St.	1 3
									247 A	Southeast Mo. St.	4 3
									247 A	Southeast Mo. St.	5 6
									247 A	Southeast Mo. St.	3 1
									249 A	Louisiana Tech	5 4
LAST 10 GAMES			LAST 10 GAMES			LAST 10 GAMES			LAST 10 GAMES		
			210 H	McNeese St.	1 5	99 A	Lamar	8 6	210 H	McNeese St.	1 3
			210 H	McNeese St.	7 2	99 A	Lamar	12 6	247 A	Southeast Mo. St.	4 3
			210 H	McNeese St.	1 3	99 A	Lamar	8 0	247 A	Southeast Mo. St.	5 6
			140 A	Missouri St.	5 3	160 H	Nicholls St.	8 1	247 A	Southeast Mo. St.	3 1
			140 A	Missouri St.	4 1	160 H	Nicholls St.	7 2	249 A	Louisiana Tech	5 4

Non-Div. I Games:

Oral Roberts



RPI	S	Opponent	Score	
249	A	Louisiana Tech	0	2
249	A	Louisiana Tech	9	3

Oral Roberts

O  
r  
a  
l  
R  
o  
b  
e  
r  
t  
s

O  
r  
a  
l  
R  
o  
b  
e  
r  
t  
s



Average RPI Win:	119	WON-LOST RECORD	WINNING PCT. RANK	LAST 10 GAMES	STRENGTH OF SCHEDULE	OPP. STRENGTH OF SCHEDULE	TEAM RPI	ADJ RPI	CONF. RPI	ADJ CONF. RPI		
DIV. I ONLY		19-30-0	.38776	222	6-4-0	27	50	110	.51921	110	3	3
DIV. I NON-CONF.		9-16-0	.36	218	1-0-0	44	142	126	.50656	126	3	3
<hr/>												
TOTALS	RPI 1-25	RPI 26-50		W-L RECORDS		RPI 51-100		RPI 101-150		RPI 150+		
19-30-0	2-10-0	1-2-0		OVERALL		6-7-0		4-5-0		6-6-0		
10-9-0	2-1-0	1-2-0		HOME		0-0-0		3-3-0		4-3-0		
9-21-0	0-9-0	0-0-0		AWAY		6-7-0		1-2-0		2-3-0		
0-0-0	0-0-0	0-0-0		NEUTRAL		0-0-0		0-0-0		0-0-0		
9-16-0	0-3-0	1-2-0		NON-CONFERENCE		3-4-0		1-2-0		4-5-0		
3-4-0	0-0-0	1-2-0		HOME		0-0-0		0-0-0		2-2-0		
6-12-0	0-3-0	0-0-		AWAY		3-4-0		1-2-0		2-3-0		
0-0-0	0-0-0	0-0-0		NEUTRAL		0-0-0		0-0-0		0-0-0		
10-14-0	2-7-0	0-0-0		CONFERENCE		3-3-0		3-3-0		2-1-0		
7-5-0	2-1-0	0-0-0		HOME		0-0-0		3-3-0		2-1-0		
3-9-0	0-6-0	0-0-0		AWAY		3-3-0		0-0-0		0-0-0		
0-0-0	0-0-0	0-0-0		NEUTRAL		0-0-0		0-0-0		0-0-0		
RPI	S	Opponent	Score	RPI	S	Opponent	Score	RPI	S	Opponent	Score	
4	A	LSU	4 8	32	H	Cal Poly	2 1	77	A	Cal St. Northridge	7 8	
4	A	LSU	4 9	32	H	Cal Poly	1 5	80	A	Stanford	11 3	
4	A	LSU	5 7	32	H	Cal Poly	3 5	80	A	Stanford	2 12	
6	H	Oregon St.	0 8					80	A	Stanford	5 7	
6	H	Oregon St.	5 1					86	A	Arizona	2 1	
6	H	Oregon St.	10 3					86	A	Arizona	23 1	
8	A	Oregon	0 1					86	A	Arizona	3 5	
8	A	Oregon	0 6					93	A	Gonzaga	6 2	
8	A	Oregon	3 5					93	A	Gonzaga	11 8	
16	A	UCLA	0 5					99	A	Lamar	3 6	
16	A	UCLA	2 3					99	A	Lamar	1 6	
16	A	UCLA	0 3					99	A	Lamar	1 3	
								99	A	Lamar	8 2	
								101	H	California	3 2	
								101	H	California	5 6	
								101	H	California	1 8	
								115	H	Southern California	3 1	
								115	H	Southern California	4 5	
								115	H	Southern California	8 3	
								121	A	Pepperdine	6 2	
								121	A	Pepperdine	1 4	
								121	A	Pepperdine	0 1	
								159	H	Utah	5 2	
								159	H	Utah	3 2	
								159	H	Utah	4 5	
								174	H	Portland	2 4	
								219	A	UC Davis	5 6	
								219	A	UC Davis	3 2	
								219	A	UC Davis	5 7	
								219	A	UC Davis	4 8	
								233	A	Seattle	14 1	
								233	H	Seattle	7 2	
								233	H	Seattle	4 2	
								233	H	Seattle	4 10	
				LAST 10 GAMES								
				159	H	Utah	3 2	86	A	Arizona	2 1	
				159	H	Utah	5 2	86	A	Arizona	23 1	
				159	H	Utah	4 5	101	H	California	5 6	
				233	H	Seattle	7 2	101	H	California	1 8	
				86	A	Arizona	3 5	101	H	California	3 2	

Non-Div. I Games:

Washington



Average RPI Win:		146	WON-LOST RECORD		WINNING PCT. RANK		LAST 10 GAMES		STRENGTH OF SCHEDULE		OPP. STRENGTH OF SCHEDULE		TEAM RPI		ADJ RPI		CONF. RPI		ADJ CONF. RPI	
DIV. I ONLY			26-23-0		.53061 126		6-4-0		77		105		111		.51842 111		9		9	
DIV. I NON-CONF.			11-11-0		.5 139		2-2-0		120		117		150		.4964 150		8		8	
TOTALS		RPI 1-25		RPI 26-50		W-L RECORDS		RPI 51-100		RPI 101-150		RPI 150+								
26-23-0		0-5-0		3-1-0		OVERALL		4-5-0		5-8-0		14-4-0								
18-11-0		0-3-0		3-0-0		HOME		1-3-0		4-3-0		10-2-0								
8-12-0		0-2-0		0-1-0		AWAY		3-2-0		1-5-0		4-2-0								
0-0-0		0-0-0		0-0-0		NEUTRAL		0-0-0		0-0-0		0-0-0								
11-11-0		0-2-0		0-1-0		NON-CONFERENCE		2-4-0		0-1-0		9-3-0								
9-5-0		0-0-0		0-0-0		HOME		1-3-0		0-1-0		8-1-0								
2-6-0		0-2-0		0-0-		AWAY		1-1-0		0-0-0		1-2-0								
0-0-0		0-0-0		0-0-0		NEUTRAL		0-0-0		0-0-0		0-0-0								
15-12-0		0-3-0		3-0-0		CONFERENCE		2-1-0		5-7-0		5-1-0								
9-6-0		0-3-0		3-0-0		HOME		0-0-0		4-2-0		2-1-0								
6-6-0		0-0-0		0-0-0		AWAY		2-1-0		1-5-0		3-0-0								
0-0-0		0-0-0		0-0-0		NEUTRAL		0-0-0		0-0-0		0-0-0								
RPI	S	Opponent		Score		RPI	S	Opponent		Score		RPI	S	Opponent		Score				
3	A	Virginia		9	10	29	A	Campbell		0	8	72	H	Rutgers		0	3			
7	A	North Carolina St.		0	5	40	H	William & Mary		10	1	72	H	Rutgers		7	17			
25	H	UNC Wilmington		1	8	40	H	William & Mary		1	0	72	H	Rutgers		4	3			
25	H	UNC Wilmington		0	1	40	H	William & Mary		6	5	73	A	Delaware		4	3			
25	H	UNC Wilmington		3	6							73	A	Delaware		7	3			
												73	A	Delaware		5	12			
												74	A	East Carolina		5	3			
												76	A	Liberty		2	6			
												76	H	Liberty		10	17			
														143 H VCU		4	5			
														145 A Georgia St.		8	13			
														145 A Georgia St.		10	12			
														145 A Georgia St.		4	7			
														153 A Richmond		6	7			
														153 H Richmond		7	4			
														158 A James Madison		6	5			
														158 A James Madison		14	2			
														158 A James Madison		7	4			
														180 A VMI		11	5			
														180 H VMI		7	3			
														182 H Charleston So.		4	3			
														221 H Temple		12	4			
														221 H Temple		2	0			
														221 H Temple		9	2			
														225 H Marshall		0	3			
														225 H Marshall		10	1			
														227 H George Mason		3	0			
														227 H George Mason		0	1			
														227 H George Mason		3	0			
														265 A Norfolk St.		2	4			
														265 H Norfolk St.		8	3			
														265 H Norfolk St.		8	3			
														273 A Delaware		4	3			
														273 A Delaware		7	3			
														273 A Delaware		5	12			
														276 H Liberty		10	17			

Non-Div. I Games:	Virginia St.	13	3
-------------------	--------------	----	---

Old Dominion



RPI	S	Opponent	Score	
227	H	George Mason	0	1
227	H	George Mason	5	4
265	A	Norfolk St.	2	4
265	H	Norfolk St.	8	3

Old Dominion

O  
l  
d  
D  
o  
m  
i  
n  
i  
o  
n

O  
l  
d  
D  
o  
m  
i  
n  
i  
o  
n



F  
u  
r  
m  
a  
n

Furman



RPI	S	Opponent	Score	
245	H	Cincinnati	5	1

Furman

F  
u  
r  
m  
a  
n

F  
u  
r  
m  
a  
n



Average RPI Win: 175		WON-LOST	WINNING	LAST 10	STRENGTH OF		OPP. STRENGTH	TEAM	ADJ	CONF.	ADJ CONF.
Average RPI Loss: 112		RECORD	PCT. RANK	GAMES	SCHEDULE		OF SCHEDULE	RPI	RPI	RPI	RPI
DIV. I ONLY		24-28-0	.46154	184	2-8-0		63	152	113	.51745	113
DIV. I NON-CONF.		14-17-0	.45161	174	0-4-0		27	205	81	.53197	81
TOTALS		RPI 1-25	RPI 26-50		W-L RECORDS		RPI 51-100		RPI 101-150		RPI 150+
24-28-0		0-7-0	1-5-0		OVERALL		2-1-0		7-2-0		14-13-0
8-11-0		0-0-0	1-5-0		HOME		2-1-0		4-1-0		1-4-0
13-16-0		0-7-0	0-0-0		AWAY		0-0-0		3-1-0		10-8-0
3-1-0		0-0-0	0-0-0		NEUTRAL		0-0-0		0-0-0		3-1-0
14-17-0		0-7-0	0-0-0		NON-CONFERENCE		2-1-0		4-2-0		8-7-0
3-4-0		0-0-0	0-0-0		HOME		2-1-0		1-1-0		0-2-0
8-12-0		0-7-0	0-0-0		AWAY		0-0-0		3-1-0		5-4-0
3-1-0		0-0-0	0-0-0		NEUTRAL		0-0-0		0-0-0		3-1-0
10-11-0		0-0-0	1-5-0		CONFERENCE		0-0-0		3-0-0		6-6-0
5-7-0		0-0-0	1-5-0		HOME		0-0-0		3-0-0		1-2-0
5-4-0		0-0-0	0-0-0		AWAY		0-0-0		0-0-0		5-4-0
0-0-0		0-0-0	0-0-0		NEUTRAL		0-0-0		0-0-0		0-0-0
RPI S	Opponent	Score	RPI S	Opponent	Score	RPI S	Opponent	Score	RPI S	Opponent	Score
1 A	Vanderbilt	2 5	29 H	Campbell	1 7	95 H	Connecticut	6 4	112 A	Furman	10 8
5 A	Florida St.	2 9	29 H	Campbell	3 14	95 H	Connecticut	5 4	112 A	Furman	6 2
5 A	Florida St.	4 10	29 H	Campbell	1 3	95 H	Connecticut	2 13	112 H	Furman	3 8
7 A	North Carolina St.	1 5	41 H	Coastal Caro.	4 5				124 H	High Point	4 1
7 A	North Carolina St.	1 8	41 H	Coastal Caro.	5 3				124 H	High Point	7 6
7 A	North Carolina St.	3 12	41 H	Coastal Caro.	0 1				124 H	High Point	7 2
12 A	Clemson	4 5							132 A	Charlotte	8 3
									132 H	Charlotte	6 5
									133 A	Georgia	1 10
									152 H	Longwood	2 6
									152 H	Longwood	7 9
									152 H	Longwood	4 0
									182 A	Charleston So.	2 5
									182 A	Charleston So.	0 1
									182 A	Charleston So.	8 4
									194 A	Savannah St.	4 8
									194 A	Savannah St.	17 3
									194 A	Savannah St.	1 3
									194 A	Savannah St.	0 1
									195 A	UNC Asheville	5 4
									195 A	UNC Asheville	2 4
									195 A	UNC Asheville	5 4
									208 A	USC Upstate	2 5
									208 H	USC Upstate	7 13
									215 A	Winthrop	9 3
									215 A	Winthrop	4 3
									215 A	Winthrop	1 3
LAST 10 GAMES			152 H	Longwood	4 0	7 A	North Carolina St.	1 8	7 A	North Carolina St.	1 5
			152 H	Longwood	7 9	41 H	Coastal Caro.	0 1	41 H	Coastal Caro.	5 3
			152 H	Longwood	2 6	41 H	Coastal Caro.	5 3	41 H	Coastal Caro.	4 5
			1 A	Vanderbilt	2 5						
			7 A	North Carolina St.	3 12						

Non-Div. I Games:

Presbyterian



RPI	S	Opponent	Score	
228	A	Wofford	3	1
228	H	Wofford	6	8
228	N	Wofford	4	3
250	A	N.C. Central	5	3
250	A	N.C. Central	3	2
250	A	N.C. Central	5	0
277	N	NJIT	3	2
277	N	NJIT	0	1
277	N	NJIT	2	1

Presbyterian

P  
r  
e  
s  
b  
y  
t  
e  
r  
i  
a  
n

P  
r  
e  
s  
b  
y  
t  
e  
r  
i  
a  
n



T  
u  
l  
a  
n  
e

Tulane



Average RPI Win:		97	WON-LOST RECORD		WINNING PCT. RANK		LAST 10 GAMES		STRENGTH OF SCHEDULE		OPP. STRENGTH OF SCHEDULE		TEAM RPI	ADJ RPI		CONF. RPI	ADJ CONF. RPI
DIV. I ONLY			19-30-0		.38776	222	3-7-0		18		30		115	.51651	115	3	3
DIV. I NON-CONF.			9-15-0		.375	214	1-3-0		13		51		123	.50992	123	3	3
TOTALS		RPI 1-25		RPI 26-50		W-L RECORDS		RPI 51-100		RPI 101-150		RPI 150+					
19-30-0		2-13-0		2-1-0		OVERALL		6-5-0		6-8-0		3-3-0					
11-14-0		2-5-0		2-1-0		HOME		4-4-0		3-4-0		0-0-0					
8-16-0		0-8-0		0-0-0		AWAY		2-1-0		3-4-0		3-3-0					
0-0-0		0-0-0		0-0-0		NEUTRAL		0-0-0		0-0-0		0-0-0					
9-15-0		0-5-0		2-1-0		NON-CONFERENCE		5-3-0		1-4-0		1-2-0					
6-7-0		0-1-0		2-1-0		HOME		3-2-0		1-3-0		0-0-0					
3-8-0		0-4-0		0-0-		AWAY		2-1-0		0-1-0		1-2-0					
0-0-0		0-0-0		0-0-0		NEUTRAL		0-0-0		0-0-0		0-0-0					
10-15-0		2-8-0		0-0-0		CONFERENCE		1-2-0		5-4-0		2-1-0					
5-7-0		2-4-0		0-0-0		HOME		1-2-0		2-1-0		0-0-0					
5-8-0		0-4-0		0-0-0		AWAY		0-0-0		3-3-0		2-1-0					
0-0-0		0-0-0		0-0-0		NEUTRAL		0-0-0		0-0-0		0-0-0					
RPI	S	Opponent		Score		RPI	S	Opponent		Score		RPI	S	Opponent		Score	
6	A	Oregon St.		1	6	30	H	Nebraska		4	3	63	H	UC Irvine		1	3
6	A	Oregon St.		0	3	42	H	Notre Dame		1	2	77	A	Cal St. Northridge		6	5
6	A	Oregon St.		4	10	45	H	Oklahoma		5	3	77	H	Cal St. Northridge		4	9
8	H	Oregon		2	5							77	H	Cal St. Northridge		4	2
8	H	Oregon		4	8							80	H	Stanford		7	6
8	H	Oregon		5	3							80	H	Stanford		2	4
9	A	Cal St. Fullerton		2	3							80	H	Stanford		3	10
9	A	Cal St. Fullerton		4	6							82	A	CSU Bakersfield		4	9
9	H	Cal St. Fullerton		4	11							83	A	Loyola Marymount		5	2
16	A	UCLA		1	6							83	H	Loyola Marymount		2	1
17	H	Arizona St.		5	0							94	H	Long Beach St.		4	1
17	H	Arizona St.		3	6												
17	H	Arizona St.		5	6												
21	A	Louisville		6	13												
21	A	Louisville		3	6												
						LAST 10 GAMES											
						147	H	Washington St.		11	0	102	H	TCU		4	5
						147	H	Washington St.		5	1	121	A	Pepperdine		5	9
						147	H	Washington St.		6	7	6	A	Oregon St.		1	6
						102	H	TCU		0	3	6	A	Oregon St.		0	3
						102	H	TCU		9	3	6	A	Oregon St.		4	10



Average RPI Win:		149	WON-LOST RECORD		WINNING PCT. RANK	LAST 10 GAMES	STRENGTH OF SCHEDULE		OPP. STRENGTH OF SCHEDULE	TEAM RPI	ADJ RPI	CONF. RPI	ADJ CONF. RPI				
DIV. I ONLY			26-23-0		.53061	126	5-5-0		82	72	116	.5153	116	10	10		
DIV. I NON-CONF.			12-16-0		.42857	189	1-3-0		86	56	187	.4845	185	10	10		
TOTALS		RPI 1-25		RPI 26-50		W-L RECORDS		RPI 51-100		RPI 101-150		RPI 150+					
26-23-0		1-3-0		3-9-0		OVERALL		4-5-0		7-3-0		11-3-0					
18-12-0		0-1-0		2-5-0		HOME		1-2-0		5-2-0		10-2-0					
7-9-0		0-1-0		1-3-0		AWAY		3-3-0		2-1-0		1-1-0					
1-2-0		1-1-0		0-1-0		NEUTRAL		0-0-0		0-0-0		0-0-0					
12-16-0		1-3-0		2-7-0		NON-CONFERENCE		1-2-0		3-1-0		5-3-0					
9-9-0		0-1-0		1-3-0		HOME		1-2-0		3-1-0		4-2-0					
2-5-0		0-1-0		1-0-		AWAY		0-0-0		0-0-0		1-1-0					
1-2-0		1-1-0		0-1-0		NEUTRAL		0-0-0		0-0-0		0-0-0					
14-7-0		0-0-0		1-2-0		CONFERENCE		3-3-0		4-2-0		6-0-0					
9-3-0		0-0-0		1-2-0		HOME		0-0-0		2-1-0		6-0-0					
5-4-0		0-0-0		0-0-0		AWAY		3-3-0		2-1-0		0-0-0					
0-0-0		0-0-0		0-0-0		NEUTRAL		0-0-0		0-0-0		0-0-0					
RPI	S	Opponent		Score		RPI	S	Opponent		Score		RPI	S	Opponent		Score	
10	N	Mississippi St.		5	13	27	H	La.-Lafayette		4	13	74	A	East Carolina		10	9
14	A	South Ala.		5	6	27	H	La.-Lafayette		1	9	74	A	East Carolina		3	6
14	H	South Ala.		1	3	27	H	La.-Lafayette		9	2	74	A	East Carolina		2	3
19	N	Ole Miss		2	1	28	N	Auburn		3	4	75	H	Central Ark.		2	1
						39	A	Troy		3	6	75	H	Central Ark.		1	3
						39	A	Troy		12	4	75	H	Central Ark.		3	14
						39	A	Troy		3	8	85	A	Memphis		1	2
						43	A	Alabama		8	10	85	A	Memphis		5	3
						43	H	Alabama		4	7	85	A	Memphis		8	1
						46	H	Rice		0	3						
						46	H	Rice		3	6						
						46	H	Rice		10	1						
LAST 10 GAMES																	
266	H	SIU Edwardsville		9	1	74	A	East Carolina		3	6	273	A	New Orleans		2	1
266	H	SIU Edwardsville		5	6	189	H	UAB		21	6	273	H	New Orleans		8	5
266	H	SIU Edwardsville		5	6	189	H	UAB		5	4	289	H	Alcorn		7	2
						74	A	East Carolina		2	3	189	H	UAB		13	3
						74	A	East Carolina		10	9	43	H	Alabama		4	7

Non-Div. I Games:

Southern Miss.



Average RPI Win:	158	WON-LOST RECORD	WINNING PCT. RANK	LAST 10 GAMES	STRENGTH OF SCHEDULE	OPP. STRENGTH OF SCHEDULE	TEAM RPI	ADJ RPI	CONF. RPI	ADJ CONF. RPI	
Average RPI Loss:	124	23-27-0	.46 185	4-6-0	92	168	117	.51497 117	9	9	
DIV. I ONLY		11-15-0	.42308 192	1-1-0	150	256	154	.49384 153	8	8	
DIV. I NON-CONF.											
<hr/>											
TOTALS	RPI 1-25	RPI 26-50		W-L RECORDS	RPI 51-100		RPI 101-150		RPI 150+		
23-27-0	2-2-0	2-3-0		OVERALL	3-6-0		4-5-0		12-11-0		
8-8-0	2-1-0	2-2-0		HOME	1-2-0		0-0-0		3-3-0		
15-19-0	0-1-0	0-1-0		AWAY	2-4-0		4-5-0		9-8-0		
0-0-0	0-0-0	0-0-0		NEUTRAL	0-0-0		0-0-0		0-0-0		
11-15-0	0-1-0	0-2-0		NON-CONFERENCE	2-4-0		0-0-0		9-8-0		
3-4-0	0-0-0	0-1-0		HOME	0-0-0		0-0-0		3-3-0		
8-11-0	0-1-0	0-0-		AWAY	2-4-0		0-0-0		6-5-0		
0-0-0	0-0-0	0-0-0		NEUTRAL	0-0-0		0-0-0		0-0-0		
12-12-0	2-1-0	2-1-0		CONFERENCE	1-2-0		4-5-0		3-3-0		
5-4-0	2-1-0	2-1-0		HOME	1-2-0		0-0-0		0-0-0		
7-8-0	0-0-0	0-0-0		AWAY	0-0-0		4-5-0		3-3-0		
0-0-0	0-0-0	0-0-0		NEUTRAL	0-0-0		0-0-0		0-0-0		
<hr/>											
RPI S	Opponent	Score		RPI S	Opponent	Score		RPI S	Opponent	Score	
3 A	Virginia	1	7	26 A	Maryland	3	11	64 A	Pittsburgh	2	5
25 H	UNC Wilmington	9	5	26 H	Maryland	15	16	64 A	Pittsburgh	1	2
25 H	UNC Wilmington	8	5	40 H	William & Mary	2	5	64 A	Pittsburgh	5	7
25 H	UNC Wilmington	5	10	40 H	William & Mary	12	4	67 A	Duke	6	8
				40 H	William & Mary	13	8	67 A	Duke	9	3
								67 A	Duke	6	5
								73 H	Delaware	19	14
								73 H	Delaware	2	3
								73 H	Delaware	0	8

Non-Div. I Games:

Towson



RPI	S	Opponent	Score	
261	H	George Washington	9	5
272	A	UMBC	4	2
272	H	UMBC	2	0
295	A	Mt. St. Mary's	12	7
297	H	UMES	7	4

Towson

T  
O  
W  
S  
O  
N

T  
O  
W  
S  
O  
N



Average RPI Win:	173	WON-LOST RECORD	WINNING PCT. RANK	LAST 10 GAMES	STRENGTH OF SCHEDULE	OPP. STRENGTH OF SCHEDULE	TEAM RPI	ADJ RPI	CONF. RPI	ADJ CONF. RPI	
Average RPI Loss:	138										
DIV. I ONLY	31-20-0	.60784	68	8-2-0	197	154	118	.51491	118	18	18
DIV. I NON-CONF.	17-10-0	.62963	71	2-0-0	181	88	99	.52499	99	18	18
<hr/>											
TOTALS	RPI 1-25	RPI 26-50		W-L RECORDS		RPI 51-100		RPI 101-150		RPI 150+	
31-20-0	0-0-0	0-0-0		OVERALL		6-8-0		6-4-0		19-8-0	
17-10-0	0-0-0	0-0-0		HOME		3-4-0		5-2-0		9-4-0	
14-10-0	0-0-0	0-0-0		AWAY		3-4-0		1-2-0		10-4-0	
0-0-0	0-0-0	0-0-0		NEUTRAL		0-0-0		0-0-0		0-0-0	
17-10-0	0-0-0	0-0-0		NON-CONFERENCE		5-6-0		2-2-0		10-2-0	
9-6-0	0-0-0	0-0-0		HOME		2-2-0		2-2-0		5-2-0	
8-4-0	0-0-0	0-0-		AWAY		3-4-0		0-0-0		5-0-0	
0-0-0	0-0-0	0-0-0		NEUTRAL		0-0-0		0-0-0		0-0-0	
14-10-0	0-0-0	0-0-0		CONFERENCE		1-2-0		4-2-0		9-6-0	
8-4-0	0-0-0	0-0-0		HOME		1-2-0		3-0-0		4-2-0	
6-6-0	0-0-0	0-0-0		AWAY		0-0-0		1-2-0		5-4-0	
0-0-0	0-0-0	0-0-0		NEUTRAL		0-0-0		0-0-0		0-0-0	
RPI	S	Opponent	Score	RPI	S	Opponent	Score	RPI	S	Opponent	Score

Non-Div. I Games: Simpson (CA) 7 0

Sacramento St.



RPI	S	Opponent	Score	
233	A	Seattle	6	4
243	A	St. Mary's (CA)	9	7
243	A	St. Mary's (CA)	10	0
243	H	St. Mary's (CA)	3	0
249	H	Louisiana Tech	4	1
249	H	Louisiana Tech	1	0
249	H	Louisiana Tech	4	5
271	H	San Jose St.	6	8
271	H	San Jose St.	4	1
271	H	San Jose St.	3	2

Sacramento St.

S  
a  
c  
r  
a  
m  
e  
n  
t  
o  
S  
t  
.

S  
a  
c  
r  
a  
m  
e  
n  
t  
o  
S  
t  
.



Average RPI Win:		145	WON-LOST		WINNING		LAST 10		STRENGTH OF		OPP. STRENGTH		TEAM		ADJ		CONF.		ADJ CONF.				
Average RPI Loss:		84	RECORD		PCT. RANK		GAMES		SCHEDULE		OF SCHEDULE		RPI		RPI		RPI		RPI				
DIV. I ONLY			25-26-0		.4902		157		3-7-0		76		45		119		.51435		119				
DIV. I NON-CONF.			12-12-0		.5		139		1-4-0		25		3		74		.53668		72				
TOTALS		RPI 1-25		RPI 26-50		W-L RECORDS		RPI 51-100		RPI 101-150		RPI 150+											
25-26-0		4-7-0		0-0-0		OVERALL		3-10-0		5-6-0		13-3-0											
16-13-0		1-4-0		0-0-0		HOME		2-4-0		5-5-0		8-0-0											
9-13-0		3-3-0		0-0-0		AWAY		1-6-0		0-1-0		5-3-0											
0-0-0		0-0-0		0-0-0		NEUTRAL		0-0-0		0-0-0		0-0-0											
12-12-0		4-7-0		0-0-0		NON-CONFERENCE		0-1-0		4-4-0		4-0-0											
7-7-0		1-4-0		0-0-0		HOME		0-0-0		4-3-0		2-0-0											
5-5-0		3-3-0		0-0-		AWAY		0-1-0		0-1-0		2-0-0											
0-0-0		0-0-0		0-0-0		NEUTRAL		0-0-0		0-0-0		0-0-0											
13-14-0		0-0-0		0-0-0		CONFERENCE		3-9-0		1-2-0		9-3-0											
9-6-0		0-0-0		0-0-0		HOME		2-4-0		1-2-0		6-0-0											
4-8-0		0-0-0		0-0-0		AWAY		1-5-0		0-0-0		3-3-0											
0-0-0		0-0-0		0-0-0		NEUTRAL		0-0-0		0-0-0		0-0-0											
RPI	S	Opponent		Score		RPI	S	Opponent		Score		RPI	S	Opponent		Score		RPI	S	Opponent		Score	
12	A	Clemson		0	7					57	A	Western Caro.		3	9	112	H	Furman		13	9		
12	A	Clemson		1	7					57	A	Western Caro.		4	7	112	H	Furman		3	5		
12	A	Clemson		6	11					57	A	Western Caro.		8	9	112	H	Furman		5	13		
15	H	Indiana		12	7					60	A	North Florida		4	5	127	A	Kennesaw St.		0	5		
15	H	Indiana		5	11					78	H	Citadel		0	11	127	H	Kennesaw St.		3	8		
18	A	Georgia Tech		5	4					78	H	Citadel		0	1	133	H	Georgia		11	2		
18	H	Georgia Tech		4	11					78	H	Citadel		2	8	133	H	Georgia		5	6		
18	H	Georgia Tech		8	14					84	H	Elon		12	4	133	H	Georgia		3	2		
23	A	Florida		8	7					84	H	Elon		15	4	134	H	Xavier		9	3		
24	A	Mercer		10	8					84	H	Elon		1	9	134	H	Xavier		4	11		
24	H	Mercer		3	5					92	A	Appalachian St.		0	2	134	H	Xavier		7	5		
										92	A	Appalachian St.		8	7	170	A	Samford		18	14		
										92	A	Appalachian St.		5	9	170	A	Samford		2	6		
																170	A	Samford		6	3		
																182	A	Charleston So.		3	2		
																182	H	Charleston So.		7	6		
																198	A	Jacksonville		8	4		
																198	H	Jacksonville		11	4		
																209	A	UNC Greensboro		6	10		
																209	A	UNC Greensboro		4	5		
																209	A	UNC Greensboro		8	4		
																212	H	Davidson		9	4		
																212	H	Davidson		3	2		
																212	H	Davidson		6	4		
																228	H	Wofford		7	5		
																228	H	Wofford		3	0		
																228	H	Wofford		7	2		
LAST 10 GAMES				12	A	Clemson		6	11	112	H	Furman		5	13	212	H	Davidson		3	2		
				12	A	Clemson		0	7	182	H	Charleston So.		7	6	212	H	Davidson		6	4		
				12	A	Clemson		1	7	60	A	North Florida		4	5	228	H	Wofford		7	5		
				112	H	Furman		13	9	84	H	Elon		1	9	228	H	Wofford		3	0		
				112	H	Furman		3	5	84	H	Elon		12	4	228	H	Wofford		7	2		

Non-Div. I Games:

Ga. Southern



U  
C  
F

UCF



RPI	S	Opponent	Score	
275	H	Florida A&M	6	4

UCF

U  
C  
F

U  
C  
F



Average RPI Win: 134		WON-LOST	WINNING	LAST 10	STRENGTH OF		OPP. STRENGTH	TEAM	ADJ	CONF.	ADJ CONF.
Average RPI Loss: 72		RECORD	PCT. RANK	GAMES	SCHEDULE		OF SCHEDULE	RPI	RPI	RPI	RPI
DIV. I ONLY		24-23-0	.51064	142	4-6-0		88	63	121	.51376	121
DIV. I NON-CONF.		14-12-0	.53846	122	2-1-0		57	15	85	.53026	85
TOTALS		RPI 1-25	RPI 26-50		W-L RECORDS		RPI 51-100		RPI 101-150		RPI 150+
24-23-0		0-2-0	7-7-0		OVERALL		5-11-0		4-1-0		8-2-0
15-13-0		0-2-0	1-3-0		HOME		3-5-0		3-1-0		8-2-0
9-10-0		0-0-0	6-4-0		AWAY		2-6-0		1-0-0		0-0-0
0-0-0		0-0-0	0-0-0		NEUTRAL		0-0-0		0-0-0		0-0-0
14-12-0		0-2-0	5-6-0		NON-CONFERENCE		1-3-0		4-1-0		4-0-0
8-8-0		0-2-0	1-3-0		HOME		0-2-0		3-1-0		4-0-0
6-4-0		0-0-0	4-0-		AWAY		1-1-0		1-0-0		0-0-0
0-0-0		0-0-0	0-0-0		NEUTRAL		0-0-0		0-0-0		0-0-0
10-11-0		0-0-0	2-1-0		CONFERENCE		4-8-0		0-0-0		4-2-0
7-5-0		0-0-0	0-0-0		HOME		3-3-0		0-0-0		4-2-0
3-6-0		0-0-0	2-1-0		AWAY		1-5-0		0-0-0		0-0-0
0-0-0		0-0-0	0-0-0		NEUTRAL		0-0-0		0-0-0		0-0-0
RPI S	Opponent	Score	RPI S	Opponent	Score	RPI S	Opponent	Score	RPI S	Opponent	Score
9 H	Cal St. Fullerton	4 8	32 A	Cal Poly	8 6	52 A	BYU	9 6	110 H	Washington	4 1
9 H	Cal St. Fullerton	3 6	32 H	Cal Poly	5 3	52 A	BYU	9 10	110 H	Washington	1 0
			34 H	Seton Hall	2 6	52 A	BYU	3 8	110 H	Washington	2 6
			34 H	Seton Hall	3 9	55 A	UC Santa Barbara	3 1	115 A	Southern California	9 4
			34 H	Seton Hall	1 3	55 H	UC Santa Barbara	4 5	115 H	Southern California	9 5
			45 A	Oklahoma	1 8	56 A	San Francisco	2 5	243 H	St. Mary's (CA)	3 10
			45 A	Oklahoma	7 2	56 A	San Francisco	1 6	243 H	St. Mary's (CA)	2 3
			45 A	Oklahoma	7 10	56 A	San Francisco	2 3	243 H	St. Mary's (CA)	5 3
			49 A	Texas A&M	2 1	59 A	Baylor	4 5	251 H	Western Mich.	10 6
			49 A	Texas A&M	1 3	83 H	Loyola Marymount	0 3	251 H	Western Mich.	7 1
			49 A	Texas A&M	5 3	83 H	Loyola Marymount	11 1	251 H	Western Mich.	11 1
			50 A	San Diego	5 2	83 H	Loyola Marymount	4 3	251 H	Western Mich.	7 2
			50 A	San Diego	2 4	93 H	Gonzaga	3 6	280 H	Santa Clara	7 5
			50 A	San Diego	7 4	93 H	Gonzaga	0 2	280 H	Santa Clara	4 3
						93 H	Gonzaga	10 4	280 H	Santa Clara	19 4
						94 H	Long Beach St.	3 5			
LAST 10 GAMES						56 A	San Francisco	1 6			
			243 H	St. Mary's (CA)	3 10	56 A	San Francisco	2 3			
			243 H	St. Mary's (CA)	2 3	32 H	Cal Poly	5 3			
			243 H	St. Mary's (CA)	5 3	115 H	Southern California	9 5			
			94 H	Long Beach St.	3 5	93 H	Gonzaga	10 4			
			56 A	San Francisco	2 5						

Non-Div. I Games:

Pepperdine



Average RPI Win: 205		WON-LOST RECORD		WINNING PCT. RANK		LAST 10 GAMES		STRENGTH OF SCHEDULE		OPP. STRENGTH OF SCHEDULE		TEAM RPI		ADJ RPI		CONF. RPI		ADJ CONF. RPI	
Average RPI Loss: 148		23-19-0		.54762 112		5-3-0		223		197		122		.51349 122		23		24	
DIV. I ONLY		23-19-0		.54762 112		5-3-0		223		197		122		.51349 122		23		24	
DIV. I NON-CONF.		9-12-0		.42857 189		2-0-0		105		94		105		.52173 105		20		20	
TOTALS		RPI 1-25		RPI 26-50		W-L RECORDS		RPI 51-100		RPI 101-150		RPI 150+							
23-19-0		0-3-0		0-2-0		OVERALL		0-0-0		3-2-0		20-12-0							
8-0-0		0-0-0		0-0-0		HOME		0-0-0		0-0-0		8-0-0							
11-18-0		0-3-0		0-1-0		AWAY		0-0-0		2-2-0		9-12-0							
4-1-0		0-0-0		0-1-0		NEUTRAL		0-0-0		1-0-0		3-0-0							
9-12-0		0-3-0		0-2-0		NON-CONFERENCE		0-0-0		3-2-0		6-5-0							
2-0-0		0-0-0		0-0-0		HOME		0-0-0		0-0-0		2-0-0							
6-11-0		0-3-0		0-0-		AWAY		0-0-0		2-2-0		4-5-0							
1-1-0		0-0-0		0-1-0		NEUTRAL		0-0-0		1-0-0		0-0-0							
14-7-0		0-0-0		0-0-0		CONFERENCE		0-0-0		0-0-0		14-7-0							
6-0-0		0-0-0		0-0-0		HOME		0-0-0		0-0-0		6-0-0							
5-7-0		0-0-0		0-0-0		AWAY		0-0-0		0-0-0		5-7-0							
3-0-0		0-0-0		0-0-0		NEUTRAL		0-0-0		0-0-0		3-0-0							
RPI	S	Opponent		Score		RPI	S	Opponent		Score		RPI	S	Opponent		Score			
20	A	Miami (FL)		1	6	36	A	Austin Peay		3	4	104	A	Saint Louis		4	0		
20	A	Miami (FL)		6	7	48	N	Creighton		6	14	104	A	Saint Louis		2	4		
20	A	Miami (FL)		1	6							104	A	Saint Louis		4	8		
												126	A	Minnesota		2	1		
												142	N	UALR		10	7		
												151	A	Iowa		10	3		
												156	A	New Mexico St.		11	0		
												156	A	New Mexico St.		8	16		
												156	A	New Mexico St.		13	8		
												156	A	New Mexico St.		3	4		
												165	H	Northwestern		5	0		
												187	A	Evansville		5	4		
												187	A	Evansville		1	13		
												187	A	Evansville		3	7		
												201	A	Valparaiso		6	7		
												201	A	Valparaiso		7	10		
												201	A	Valparaiso		3	5		
												201	N	Valparaiso		7	5		
												201	N	Valparaiso		2	0		
												201	N	Valparaiso		8	2		
												211	A	Northern Ill.		6	10		
												230	A	Ill.-Chicago		4	0		
												230	A	Ill.-Chicago		5	6		
												230	A	Ill.-Chicago		10	0		
												230	H	Ill.-Chicago		5	4		
												230	H	Ill.-Chicago		8	2		
												230	H	Ill.-Chicago		9	3		



RPI	S	Opponent	Score
231	A	Wright St.	3 9
231	A	Wright St.	4 1
231	A	Wright St.	15 2
254	A	Youngstown St.	2 6
254	A	Youngstown St.	1 10
254	A	Youngstown St.	14 4
254	H	Youngstown St.	8 3
254	H	Youngstown St.	12 7
254	H	Youngstown St.	8 0
296	H	Chicago St.	4 3

Milwaukee



Average RPI Win: 175		WON-LOST RECORD		WINNING PCT. RANK		LAST 10 GAMES		STRENGTH OF SCHEDULE		OPP. STRENGTH OF SCHEDULE		TEAM RPI		ADJ RPI		CONF. RPI		ADJ CONF. RPI	
DIV. I ONLY		27-22-0		.55102 108		4-6-0		165		139		123		.51343 123		9		9	
DIV. I NON-CONF.		16-9-0		.64 68		1-2-0		258		207		106		.52074 106		8		8	
TOTALS		RPI 1-25		RPI 26-50		W-L RECORDS		RPI 51-100		RPI 101-150		RPI 150+							
27-22-0		1-2-0		0-3-0		OVERALL		4-4-0		4-6-0		18-7-0							
12-8-0		0-0-0		0-3-0		HOME		2-1-0		3-4-0		7-0-0							
9-14-0		1-2-0		0-0-0		AWAY		2-3-0		1-2-0		5-7-0							
6-0-0		0-0-0		0-0-0		NEUTRAL		0-0-0		0-0-0		6-0-0							
16-9-0		0-0-0		0-0-0		NON-CONFERENCE		2-3-0		0-1-0		14-5-0							
4-1-0		0-0-0		0-0-0		HOME		0-0-0		0-1-0		4-0-0							
6-8-0		0-0-0		0-0-		AWAY		2-3-0		0-0-0		4-5-0							
6-0-0		0-0-0		0-0-0		NEUTRAL		0-0-0		0-0-0		6-0-0							
11-13-0		1-2-0		0-3-0		CONFERENCE		2-1-0		4-5-0		4-2-0							
8-7-0		0-0-0		0-3-0		HOME		2-1-0		3-3-0		3-0-0							
3-6-0		1-2-0		0-0-0		AWAY		0-0-0		1-2-0		1-2-0							
0-0-0		0-0-0		0-0-0		NEUTRAL		0-0-0		0-0-0		0-0-0							
RPI S	Opponent		Score		RPI S	Opponent		Score		RPI S	Opponent		Score		RPI S	Opponent		Score	
25 A	UNC Wilmington		6 7		40 H	William & Mary		0 1		62 A	Houston		3 9		111 A	Old Dominion		2 1	
25 A	UNC Wilmington		5 9		40 H	William & Mary		0 1		62 A	Houston		1 4		111 A	Old Dominion		8 10	
25 A	UNC Wilmington		1 0		40 H	William & Mary		0 1		62 A	Houston		9 3		111 A	Old Dominion		4 11	
										69 A	Bryant		3 10		128 H	Hofstra		4 1	
										73 H	Delaware		5 3		128 H	Hofstra		2 9	
										73 H	Delaware		1 6		128 H	Hofstra		9 1	
										73 H	Delaware		3 1		145 H	Georgia St.		0 6	
										95 A	Connecticut		4 2		145 H	Georgia St.		1 2	
															145 H	Georgia St.		6 5	
															148 H	Rhode Island		2 4	
															153 A	Richmond		12 5	
															153 A	Richmond		4 5	
															153 A	Richmond		10 11	
															158 H	James Madison		8 3	
															158 H	James Madison		12 5	
															158 H	James Madison		5 0	
															162 A	Texas-Arlington		0 6	
															162 A	Texas-Arlington		8 10	
															162 A	Texas-Arlington		4 0	
															166 H	Boston College		4 2	
															166 H	Boston College		10 1	
						LAST 10 GAMES									192 A	Central Conn. St.		7 0	
						73 H Delaware		5 3		25 A	UNC Wilmington		1 0		201 N	Valparaiso		3 1	
						73 H Delaware		3 1		25 A	UNC Wilmington		6 7		220 A	Hartford		1 2	
						73 H Delaware		1 6		69 A	Bryant		3 10		227 A	George Mason		2 3	
						220 A Hartford		1 2		279 N	Massachusetts		6 3		227 A	George Mason		2 3	
						25 A UNC Wilmington		5 9		145 H	Georgia St.		1 2		227 A	George Mason		12 5	



RPI	S	Opponent	Score	
242	N	St. Bonaventure	6	5
251	N	Western Mich.	4	2
256	N	Villanova	7	2
263	A	Fairfield	10	6
267	H	Harvard	10	2
279	H	Massachusetts	3	1
279	N	Massachusetts	6	3
296	N	Chicago St.	10	3

Northeastern



Average RPI Win: 162		WON-LOST	WINNING	LAST 10	STRENGTH OF		OPP. STRENGTH	TEAM	ADJ	CONF.	ADJ CONF.
Average RPI Loss: 91		RECORD	PCT. RANK	GAMES	SCHEDULE		OF SCHEDULE	RPI	RPI	RPI	RPI
DIV. I ONLY		26-26-0	.5	148	4-6-0		93	100	124	.51331	124
DIV. I NON-CONF.		14-17-0	.45161	174	1-3-0		109	83	138	.50016	137
TOTALS		RPI 1-25	RPI 26-50		W-L RECORDS		RPI 51-100		RPI 101-150		RPI 150+
26-26-0		0-3-0	2-6-0		OVERALL		5-6-0		4-6-0		15-5-0
14-12-0		0-0-0	1-3-0		HOME		3-3-0		0-1-0		10-5-0
11-13-0		0-2-0	1-3-0		AWAY		2-3-0		4-5-0		4-0-0
1-1-0		0-1-0	0-0-0		NEUTRAL		0-0-0		0-0-0		1-0-0
14-17-0		0-3-0	1-4-0		NON-CONFERENCE		3-5-0		1-3-0		9-2-0
8-6-0		0-0-0	0-1-0		HOME		1-2-0		0-1-0		7-2-0
5-10-0		0-2-0	1-0-		AWAY		2-3-0		1-2-0		1-0-0
1-1-0		0-1-0	0-0-0		NEUTRAL		0-0-0		0-0-0		1-0-0
12-9-0		0-0-0	1-2-0		CONFERENCE		2-1-0		3-3-0		6-3-0
6-6-0		0-0-0	1-2-0		HOME		2-1-0		0-0-0		3-3-0
6-3-0		0-0-0	0-0-0		AWAY		0-0-0		3-3-0		3-0-0
0-0-0		0-0-0	0-0-0		NEUTRAL		0-0-0		0-0-0		0-0-0
RPI S	Opponent	Score	RPI S	Opponent	Score	RPI S	Opponent	Score	RPI S	Opponent	Score
2 A	North Carolina	2 7	29 H	Campbell	2 3	67 A	Duke	4 5	113 A	Presbyterian	6 7
13 A	Virginia Tech	4 11	29 H	Campbell	3 1	67 H	Duke	2 4	113 A	Presbyterian	1 4
22 N	Kansas St.	1 5	29 H	Campbell	2 7	74 A	East Carolina	4 2	113 A	Presbyterian	2 7
			35 A	Wake Forest	6 15	76 H	Liberty	5 3	114 A	Tulane	4 2
			35 H	Wake Forest	7 11	76 H	Liberty	4 5	114 A	Tulane	10 11
			40 A	William & Mary	4 5	76 H	Liberty	9 3	114 A	Tulane	2 3
			40 A	William & Mary	7 5	78 A	Citadel	7 2	130 A	Radford	8 3
			40 A	William & Mary	5 9	84 A	Elon	7 16	130 A	Radford	10 6
						84 H	Elon	8 0	130 A	Radford	11 5
						92 A	Appalachian St.	4 6	132 H	Charlotte	3 12
						92 H	Appalachian St.	5 8	152 H	Longwood	3 7
									152 H	Longwood	12 0
									152 H	Longwood	4 7
									173 H	Gardner-Webb	3 4
									173 H	Gardner-Webb	5 4
									173 H	Gardner-Webb	3 1
									192 H	Central Conn. St.	10 2
									192 H	Central Conn. St.	1 7
									192 H	Central Conn. St.	6 2
									195 A	UNC Asheville	7 6
									195 A	UNC Asheville	3 2
									195 A	UNC Asheville	8 5
									227 N	George Mason	8 6
									250 A	N.C. Central	7 4
									250 H	N.C. Central	7 0
									259 H	LIU Brooklyn	19 1
									259 H	LIU Brooklyn	14 3
LAST 10 GAMES											
			173 H	Gardner-Webb	5 4	29 H	Campbell	2 7			
			173 H	Gardner-Webb	3 4	29 H	Campbell	2 3			
			173 H	Gardner-Webb	3 1	29 H	Campbell	3 1			
			13 A	Virginia Tech	4 11	67 H	Duke	2 4			
			250 A	N.C. Central	7 4	67 A	Duke	4 5			

Non-Div. I Games:

High Point



RPI	S	Opponent	Score	
259	H	LIU Brooklyn	6	5
278	H	Ohio	7	10
278	H	Ohio	4	1

High Point

H  
i  
g  
h  
P  
o  
i  
n  
t

H  
i  
g  
h  
P  
o  
i  
n  
t



Average RPI Win:	167	WON-LOST RECORD	WINNING PCT. RANK	LAST 10 GAMES		STRENGTH OF SCHEDULE	OPP. STRENGTH OF SCHEDULE	TEAM RPI	ADJ RPI	CONF. RPI	ADJ CONF. RPI				
DIV. I ONLY		24-25-0	.4898	161	4-6-0	106	162	125	.5133	125	11	11			
DIV. I NON-CONF.		10-15-0	.4	204	0-2-0	154	215	185	.48507	183	13	13			
<hr/>															
TOTALS	RPI 1-25	RPI 26-50			W-L RECORDS		RPI 51-100		RPI 101-150		RPI 150+				
24-25-0	0-4-0	0-2-0			OVERALL		5-7-0		4-3-0		15-9-0				
11-7-0	0-0-0	0-0-0			HOME		3-3-0		3-1-0		5-3-0				
10-17-0	0-4-0	0-2-0			AWAY		2-4-0		1-2-0		7-5-0				
3-1-0	0-0-0	0-0-0			NEUTRAL		0-0-0		0-0-0		3-1-0				
<hr/>															
10-15-0	0-4-0	0-2-0			NON-CONFERENCE		0-0-0		1-3-0		9-6-0				
3-3-0	0-0-0	0-0-0			HOME		0-0-0		0-1-0		3-2-0				
4-11-0	0-4-0	0-0-			AWAY		0-0-0		1-2-0		3-3-0				
3-1-0	0-0-0	0-0-0			NEUTRAL		0-0-0		0-0-0		3-1-0				
<hr/>															
14-10-0	0-0-0	0-0-0			CONFERENCE		5-7-0		3-0-0		6-3-0				
8-4-0	0-0-0	0-0-0			HOME		3-3-0		3-0-0		2-1-0				
6-6-0	0-0-0	0-0-0			AWAY		2-4-0		0-0-0		4-2-0				
0-0-0	0-0-0	0-0-0			NEUTRAL		0-0-0		0-0-0		0-0-0				
<hr/>															
RPI S	Opponent	Score		RPI S	Opponent	Score		RPI S	Opponent	Score		RPI S	Opponent	Score	
4 A	LSU	2	9	46 A	Rice	2	3	51 H	Sam Houston St.	2	0	102 A	TCU	6	3
14 A	South Ala.	4	13	49 A	Texas A&M	2	9	51 H	Sam Houston St.	3	5	108 H	Oral Roberts	6	5
14 A	South Ala.	6	7					51 H	Sam Houston St.	4	14	108 H	Oral Roberts	5	3
14 A	South Ala.	0	10					70 H	Southeastern La.	3	7	108 H	Oral Roberts	2	1
								70 H	Southeastern La.	4	0	138 A	UTSA	3	13
								70 H	Southeastern La.	8	3	142 A	UALR	5	6
								75 A	Central Ark.	4	9	142 H	UALR	4	10
								75 A	Central Ark.	9	7	160 A	Nicholls St.	1	3
								75 A	Central Ark.	5	3	160 A	Nicholls St.	9	8
								99 A	Lamar	3	4	160 A	Nicholls St.	16	8
								99 A	Lamar	1	4	164 N	Sacred Heart	6	5
								99 A	Lamar	3	4	169 A	Dallas Baptist	8	3
												169 H	Dallas Baptist	3	5
												199 N	Neb. Omaha	9	2
												210 A	McNeese St.	3	0
												210 A	McNeese St.	5	3
												210 A	McNeese St.	1	8
												217 H	Northwestern St.	0	6
												217 H	Northwestern St.	6	4
												217 H	Northwestern St.	6	3
												229 A	Houston Baptist	3	4
												229 H	Houston Baptist	3	4
												235 N	Penn St.	2	4
												239 H	Texas Southern	3	1
												239 N	Texas Southern	18	7
												249 A	Louisiana Tech	3	7
												249 A	Louisiana Tech	3	2
<hr/>															
				LAST 10 GAMES											
				75 A	Central Ark.	5	3	217 H	Northwestern St.	6	4	235 N	Penn St.	2	4
				75 A	Central Ark.	9	7	217 H	Northwestern St.	0	6	239 H	Texas Southern	3	1
				75 A	Central Ark.	4	9	142 A	UALR	5	6	239 N	Texas Southern	18	7
				229 A	Houston Baptist	3	4	99 A	Lamar	3	4	249 A	Louisiana Tech	3	7
				217 H	Northwestern St.	6	3	99 A	Lamar	1	4	249 A	Louisiana Tech	3	2

Non-Div. I Games:	Arlington Baptist	18	0	Arlington Baptist	9	0	Arlington Baptist	13	2
-------------------	-------------------	----	---	-------------------	---	---	-------------------	----	---

Stephen F. Austin



Stephen F. Austin



M  
i  
n  
n  
e  
s  
o  
t  
a

Minnesota



RPI	S	Opponent	Score	
251	H	Western Mich.	7	1
251	H	Western Mich.	9	2
252	H	North Dakota St.	5	3
252	H	North Dakota St.	4	2

Minnesota

M  
i  
n  
n  
e  
s  
o  
t  
a

M  
i  
n  
n  
e  
s  
o  
t  
a



Non-Div. I Games: Kennesaw St.



RPI	S	Opponent	Score	
244	H	Alabama St.	6	2
283	H	Northern Ky.	14	4
283	H	Northern Ky.	15	4
283	H	Northern Ky.	12	1

Kennesaw St.

K  
e  
n  
n  
e  
s  
a  
w  
S  
t  
.

K  
e  
n  
n  
e  
s  
a  
w  
S  
t  
.



Non-Div. I Games:	Farmingdale St.	6	2	Molloy	9	1	Hofstra
-------------------	-----------------	---	---	--------	---	---	---------



RPI	S	Opponent	Score	
293	H	NYIT	7	2
293	H	NYIT	11	2
293	H	NYIT	8	4

Hofstra

H  
o  
f  
s  
t  
r  
a

H  
o  
f  
s  
t  
r  
a



Average RPI Win: 178		WON-LOST	WINNING	LAST 10	STRENGTH OF		OPP. STRENGTH	TEAM	ADJ	CONF.	ADJ CONF.
Average RPI Loss: 92		RECORD	PCT. RANK	GAMES	SCHEDULE		OF SCHEDULE	RPI	RPI	RPI	RPI
DIV. I ONLY		30-24-0	.55556	107	5-4-0		148	102	129	.51155	129
DIV. I NON-CONF.		15-18-0	.45455	171	0-2-0		188	55	196	.48072	195
TOTALS		RPI 1-25	RPI 26-50		W-L RECORDS		RPI 51-100		RPI 101-150		RPI 150+
30-24-0		0-4-0	1-3-0		OVERALL		2-10-0		7-0-0		20-7-0
16-13-0		0-3-0	1-2-0		HOME		2-5-0		2-0-0		11-3-0
11-11-0		0-1-0	0-1-0		AWAY		0-5-0		5-0-0		6-4-0
3-0-0		0-0-0	0-0-0		NEUTRAL		0-0-0		0-0-0		3-0-0
15-18-0		0-4-0	0-1-0		NON-CONFERENCE		0-9-0		4-0-0		11-4-0
9-8-0		0-3-0	0-0-0		HOME		0-4-0		2-0-0		7-1-0
3-10-0		0-1-0	0-0-0		AWAY		0-5-0		2-0-0		1-3-0
3-0-0		0-0-0	0-0-0		NEUTRAL		0-0-0		0-0-0		3-0-0
15-6-0		0-0-0	1-2-0		CONFERENCE		2-1-0		3-0-0		9-3-0
7-5-0		0-0-0	1-2-0		HOME		2-1-0		0-0-0		4-2-0
8-1-0		0-0-0	0-0-0		AWAY		0-0-0		3-0-0		5-1-0
0-0-0		0-0-0	0-0-0		NEUTRAL		0-0-0		0-0-0		0-0-0
RPI S	Opponent	Score	RPI S	Opponent	Score	RPI S	Opponent	Score	RPI S	Opponent	Score
17 H	Arizona St.	3 4	33 A	Oklahoma St.	5 6	53 A	Kansas	0 1	108 A	Oral Roberts	5 4
17 H	Arizona St.	2 4	48 H	Creighton	1 3	53 H	Kansas	5 7	108 H	Oral Roberts	8 0
22 A	Kansas St.	6 7	48 H	Creighton	4 1	64 H	Pittsburgh	3 11	108 H	Oral Roberts	8 1
22 H	Kansas St.	1 4	48 H	Creighton	5 6	64 H	Pittsburgh	4 6	140 A	Missouri St.	11 9
						64 H	Pittsburgh	8 10	140 A	Missouri St.	3 0
						75 A	Central Ark.	3 6	140 A	Missouri St.	3 2
						88 H	Illinois St.	12 2	142 A	UALR	9 5
						88 H	Illinois St.	4 3	151 N	Iowa	5 3
						88 H	Illinois St.	3 7	161 H	Indiana St.	5 7
						94 A	Long Beach St.	4 5	161 H	Indiana St.	11 3
						94 A	Long Beach St.	1 4	161 H	Indiana St.	4 1
						94 A	Long Beach St.	1 3	172 A	Hawaii	6 2
									172 A	Hawaii	0 7
									172 A	Hawaii	3 7
									172 A	Hawaii	1 6
									175 A	Southern Ill.	4 5
									175 A	Southern Ill.	5 2
									175 A	Southern Ill.	8 4
									187 H	Evansville	5 4
									187 H	Evansville	6 5
									187 H	Evansville	3 6
									199 H	Neb. Omaha	5 3
									223 H	Tex.-Pan American	8 1
									223 H	Tex.-Pan American	5 7
									223 H	Tex.-Pan American	15 8
									234 N	Western Ill.	11 3
									238 A	Bradley	10 6
			LAST 10 GAMES								
			48 H	Creighton	4 1	140 A	Missouri St.	3 0			
			48 H	Creighton	1 3	140 A	Missouri St.	3 2			
			48 H	Creighton	5 6	53 A	Kansas	0 1			
			53 H	Kansas	5 7	175 A	Southern Ill.	5 2			
			140 A	Missouri St.	11 9	175 A	Southern Ill.	8 4			

Non-Div. I Games: Kan. Wesleyan 12 1

Wichita St.



RPI	S	Opponent	Score	
238	A	Bradley	4	0
238	A	Bradley	18	8
241	H	North Dakota	9	3
241	H	North Dakota	6	1
253	H	Air Force	4	1
253	H	Air Force	3	2
273	N	New Orleans	5	1

Wichita St.

W  
i  
c  
h  
i  
t  
a  
s  
t  
.

W  
i  
c  
h  
i  
t  
a  
s  
t  
.



Average RPI Win: 154		WON-LOST RECORD	WINNING PCT. RANK	LAST 10 GAMES	STRENGTH OF SCHEDULE	OPP. STRENGTH OF SCHEDULE	TEAM RPI	ADJ RPI	CONF. RPI	ADJ CONF. RPI							
Average RPI Loss: 131																	
DIV. I ONLY		28-22-0	.56	103	5-5-0	176	95	130	.51125	130	13	13					
DIV. I NON-CONF.		15-14-0	.51724	133	1-3-0	232	77	164	.49031	164	14	14					
<hr/>																	
TOTALS		RPI 1-25		RPI 26-50		W-L RECORDS		RPI 51-100		RPI 101-150		RPI 150+					
28-22-0		1-2-0		4-2-0		OVERALL		1-2-0		5-6-0		17-10-0					
12-12-0		0-1-0		0-0-0		HOME		0-0-0		1-3-0		11-8-0					
16-7-0		1-1-0		4-2-0		AWAY		1-2-0		4-0-0		6-2-0					
0-3-0		0-0-0		0-0-0		NEUTRAL		0-0-0		0-3-0		0-0-0					
15-14-0		1-2-0		0-0-0		NON-CONFERENCE		1-2-0		5-3-0		8-7-0					
6-6-0		0-1-0		0-0-0		HOME		0-0-0		1-0-0		5-5-0					
9-5-0		1-1-0		0-0-		AWAY		1-2-0		4-0-0		3-2-0					
0-3-0		0-0-0		0-0-0		NEUTRAL		0-0-0		0-3-0		0-0-0					
13-8-0		0-0-0		4-2-0		CONFERENCE		0-0-0		0-3-0		9-3-0					
6-6-0		0-0-0		0-0-0		HOME		0-0-0		0-3-0		6-3-0					
7-2-0		0-0-0		4-2-0		AWAY		0-0-0		0-0-0		3-0-0					
0-0-0		0-0-0		0-0-0		NEUTRAL		0-0-0		0-0-0		0-0-0					
RPI	S	Opponent		Score		RPI	S	Opponent		Score		RPI	S	Opponent		Score	
3	A	Virginia		9	8	29	A	Campbell		3	11	81	A	Col. of Charleston		3	5
13	A	Virginia Tech		10	14	29	A	Campbell		3	2	81	A	Col. of Charleston		2	8
13	H	Virginia Tech		3	4	29	A	Campbell		5	2	81	A	Col. of Charleston		7	3
						41	A	Coastal Caro.		0	1						
						41	A	Coastal Caro.		4	3						
						41	A	Coastal Caro.		5	2						

Non-Div. I Games:

Radford



RPI	S	Opponent	Score	
215	H	Winthrop	11	7
215	H	Winthrop	6	5
215	H	Winthrop	7	5
225	H	Marshall	8	3
225	H	Marshall	4	5
225	H	Marshall	5	0
227	A	George Mason	4	5
276	A	N.C. A&T	13	3
276	H	N.C. A&T	6	11
291	H	Iona	12	1
291	H	Iona	10	1

Radford

R  
a  
d  
f  
o  
r  
d

R  
a  
d  
f  
o  
r  
d



Average RPI Win: 174		WON-LOST	WINNING	LAST 10	STRENGTH OF		OPP. STRENGTH	TEAM	ADJ	CONF.	ADJ CONF.
Average RPI Loss: 103		RECORD	PCT. RANK	GAMES	SCHEDULE		OF SCHEDULE	RPI	RPI	RPI	RPI
DIV. I ONLY		25-26-0	.4902	157	7-3-0		85	131	131	.51112	131
DIV. I NON-CONF.		10-16-0	.38462	212	2-0-0		29	37	162	.49192	161
TOTALS		RPI 1-25	RPI 26-50		W-L RECORDS		RPI 51-100		RPI 101-150		RPI 150+
25-26-0		0-5-0	1-1-0		OVERALL		4-7-0		6-7-0		14-6-0
19-7-0		0-0-0	1-0-0		HOME		4-4-0		4-2-0		10-1-0
6-19-0		0-5-0	0-1-0		AWAY		0-3-0		2-5-0		4-5-0
0-0-0		0-0-0	0-0-0		NEUTRAL		0-0-0		0-0-0		0-0-0
10-16-0		0-5-0	1-1-0		NON-CONFERENCE		2-6-0		3-3-0		4-1-0
10-6-0		0-0-0	1-0-0		HOME		2-3-0		3-2-0		4-1-0
0-10-0		0-5-0	0-0-		AWAY		0-3-0		0-1-0		0-0-0
0-0-0		0-0-0	0-0-0		NEUTRAL		0-0-0		0-0-0		0-0-0
15-10-0		0-0-0	0-0-0		CONFERENCE		2-1-0		3-4-0		10-5-0
9-1-0		0-0-0	0-0-0		HOME		2-1-0		1-0-0		6-0-0
6-9-0		0-0-0	0-0-0		AWAY		0-0-0		2-4-0		4-5-0
0-0-0		0-0-0	0-0-0		NEUTRAL		0-0-0		0-0-0		0-0-0
RPI S	Opponent	Score	RPI S	Opponent	Score	RPI S	Opponent	Score	RPI S	Opponent	Score
6 A	Oregon St.	4 16	46 A	Rice	3 4	51 H	Sam Houston St.	9 10	105 A	A&M-Corpus Christi	3 7
6 A	Oregon St.	3 6	49 H	Texas A&M	4 1	59 A	Baylor	3 6	105 H	A&M-Corpus Christi	7 1
6 A	Oregon St.	4 6				59 H	Baylor	3 0	105 H	A&M-Corpus Christi	5 3
8 A	Oregon	3 4				62 H	Houston	6 1	105 H	A&M-Corpus Christi	7 23
8 A	Oregon	4 10				62 H	Houston	0 1	114 H	Tulane	2 0
						62 H	Houston	2 4	118 A	Sacramento St.	2 3
						68 A	Texas	5 12	118 A	Sacramento St.	0 1
						68 A	Texas	3 5	118 A	Sacramento St.	5 7
						82 H	CSU Bakersfield	5 7	138 A	UTSA	12 3
						82 H	CSU Bakersfield	5 2	138 A	UTSA	13 8
						82 H	CSU Bakersfield	11 5	138 A	UTSA	2 3
									138 H	UTSA	6 0
									140 H	Missouri St.	2 3
									156 A	New Mexico St.	10 3
									156 A	New Mexico St.	6 12
									156 A	New Mexico St.	12 7
									162 A	Texas-Arlington	2 10
									162 A	Texas-Arlington	7 2
									162 A	Texas-Arlington	5 6
									229 H	Houston Baptist	7 3
									233 H	Seattle	4 2
									233 H	Seattle	7 5
									233 H	Seattle	6 4
									249 H	Louisiana Tech	13 6
									249 H	Louisiana Tech	9 5
									249 H	Louisiana Tech	1 0
									271 A	San Jose St.	11 5
			LAST 10 GAMES								
			162 A	Texas-Arlington	2 10	138 A	UTSA	13 8			
			162 A	Texas-Arlington	5 6	138 A	UTSA	2 3			
			162 A	Texas-Arlington	7 2	229 H	Houston Baptist	7 3			
			292 H	Prairie View	13 7	82 H	CSU Bakersfield	11 5			
			138 A	UTSA	12 3	82 H	CSU Bakersfield	5 2			

Non-Div. I Games:

Texas St.



RPI	S	Opponent	Score	
271	A	San Jose St.	4	5
271	A	San Jose St.	5	11
283	H	Northern Ky.	13	0
283	H	Northern Ky.	5	6
283	H	Northern Ky.	11	7
292	H	Prairie View	13	7

Texas St.

T  
e  
x  
a  
s  
S  
t  
.

T  
e  
x  
a  
s  
S  
t  
.



[illegible]

Non-Div. I Games:	Pfeiffer	7	4
-------------------	----------	---	---

Charlotte



RPI	S	Opponent	Score	
221	A	Temple	9	3
221	A	Temple	3	8
225	H	Marshall	7	3
254	H	Youngstown St.	5	2
254	H	Youngstown St.	10	4
254	H	Youngstown St.	9	3
254	H	Youngstown St.	3	1
261	H	George Washington	2	1
261	H	George Washington	4	3
261	H	George Washington	10	4
286	H	Dayton	8	4
286	H	Dayton	3	0
286	H	Dayton	12	9

Charlotte

C  
h  
a  
r  
l  
o  
t  
t  
e

C  
h  
a  
r  
l  
o  
t  
t  
e



Average RPI Win: 93		WON-LOST	WINNING	LAST 10	STRENGTH OF		OPP. STRENGTH	TEAM	ADJ	CONF.	ADJ CONF.
Average RPI Loss: 60		RECORD	PCT. RANK	GAMES	SCHEDULE		OF SCHEDULE	RPI	RPI	RPI	RPI
DIV. I ONLY		18-31-0	.36735	237	4-6-0		17	8	133	.5109	133
DIV. I NON-CONF.		13-12-0	.52	130	2-0-0		24	26	89	.52875	89
TOTALS		RPI 1-25	RPI 26-50		W-L RECORDS		RPI 51-100		RPI 101-150		RPI 150+
18-31-0		3-7-0	2-12-0		OVERALL		6-5-0		4-7-0		3-0-0
10-18-0		1-4-0	0-5-0		HOME		4-5-0		2-4-0		3-0-0
7-13-0		1-3-0	2-7-0		AWAY		2-0-0		2-3-0		0-0-0
1-0-0		1-0-0	0-0-0		NEUTRAL		0-0-0		0-0-0		0-0-0
13-12-0		2-2-0	0-0-0		NON-CONFERENCE		5-5-0		3-5-0		3-0-0
8-9-0		0-2-0	0-0-0		HOME		4-5-0		1-2-0		3-0-0
4-3-0		1-0-0	0-0-0		AWAY		1-0-0		2-3-0		0-0-0
1-0-0		1-0-0	0-0-0		NEUTRAL		0-0-0		0-0-0		0-0-0
5-19-0		1-5-0	2-12-0		CONFERENCE		1-0-0		1-2-0		0-0-0
2-9-0		1-2-0	0-5-0		HOME		0-0-0		1-2-0		0-0-0
3-10-0		0-3-0	2-7-0		AWAY		1-0-0		0-0-0		0-0-0
0-0-0		0-0-0	0-0-0		NEUTRAL		0-0-0		0-0-0		0-0-0
RPI S	Opponent	Score	RPI S	Opponent	Score	RPI S	Opponent	Score	RPI S	Opponent	Score
1 H	Vanderbilt	3 1	28 A	Auburn	7 1	57 H	Western Caro.	7 12	112 H	Furman	5 7
1 H	Vanderbilt	1 5	28 A	Auburn	4 8	76 H	Liberty	3 1	113 H	Presbyterian	10 1
1 H	Vanderbilt	4 15	28 A	Auburn	3 4	76 H	Liberty	8 11	119 A	Ga. Southern	2 11
11 A	South Carolina	2 7	31 A	Kentucky	2 3	76 H	Liberty	12 0	119 A	Ga. Southern	6 5
11 A	South Carolina	3 8	31 A	Kentucky	0 5	81 A	Col. of Charleston	5 3	119 A	Ga. Southern	2 3
11 A	South Carolina	1 7	31 A	Kentucky	7 6	91 H	Belmont	2 1	127 A	Kennesaw St.	2 1
12 A	Clemson	5 3	43 H	Alabama	0 3	91 H	Belmont	4 5	127 H	Kennesaw St.	1 2
12 H	Clemson	1 9	43 H	Alabama	3 6	91 H	Belmont	10 11	145 A	Georgia St.	7 10
18 H	Georgia Tech	5 7	43 H	Alabama	3 6	92 H	Appalachian St.	5 8	146 H	Missouri	0 4
18 N	Georgia Tech	17 0	44 H	Arkansas	1 2	92 H	Appalachian St.	9 4	146 H	Missouri	6 5
			44 H	Arkansas	0 2	98 A	Tennessee	8 7	146 H	Missouri	5 8
			49 A	Texas A&M	1 4				189 H	UAB	13 2
			49 A	Texas A&M	4 11				189 H	UAB	14 2
			49 A	Texas A&M	1 2				189 H	UAB	6 2
LAST 10 GAMES											
11 A	South Carolina	3 8	44 H	Arkansas	1 2						
11 A	South Carolina	1 7	44 H	Arkansas	0 2						
11 A	South Carolina	2 7	18 N	Georgia Tech	17 0						
81 A	Col. of Charleston	5 3	1 H	Vanderbilt	1 5						
98 A	Tennessee	8 7	1 H	Vanderbilt	3 1						

Non-Div. I Games:

Georgia



Average RPI Win: 191		WON-LOST RECORD	WINNING PCT. RANK	LAST 10 GAMES	STRENGTH OF SCHEDULE	OPP. STRENGTH OF SCHEDULE	TEAM RPI	ADJ RPI	CONF. RPI	ADJ CONF. RPI													
Average RPI Loss: 122																							
DIV. I ONLY		27-23-0	.54	118	5-5-0	183	164	134	.51043	134	20	20											
DIV. I NON-CONF.		13-16-0	.44828	181	0-2-0	175	59	121	.51064	121	24	24											
<hr/>																							
TOTALS		RPI 1-25		RPI 26-50		W-L RECORDS		RPI 51-100		RPI 101-150		RPI 150+											
27-23-0		0-4-0		0-1-0		OVERALL		4-3-0		6-9-0		17-6-0											
14-6-0		0-1-0		0-0-0		HOME		1-0-0		3-3-0		10-2-0											
12-17-0		0-3-0		0-1-0		AWAY		3-3-0		3-6-0		6-4-0											
1-0-0		0-0-0		0-0-0		NEUTRAL		0-0-0		0-0-0		1-0-0											
13-16-0		0-4-0		0-1-0		NON-CONFERENCE		4-3-0		1-2-0		8-6-0											
2-3-0		0-1-0		0-0-0		HOME		1-0-0		0-0-0		1-2-0											
10-13-0		0-3-0		0-0-		AWAY		3-3-0		1-2-0		6-4-0											
1-0-0		0-0-0		0-0-0		NEUTRAL		0-0-0		0-0-0		1-0-0											
14-7-0		0-0-0		0-0-0		CONFERENCE		0-0-0		5-7-0		9-0-0											
12-3-0		0-0-0		0-0-0		HOME		0-0-0		3-3-0		9-0-0											
2-4-0		0-0-0		0-0-0		AWAY		0-0-0		2-4-0		0-0-0											
0-0-0		0-0-0		0-0-0		NEUTRAL		0-0-0		0-0-0		0-0-0											
RPI	S	Opponent		Score		RPI	S	Opponent		Score		RPI	S	Opponent		Score							
15	H	Indiana		5	9	31	A	Kentucky		3	6	54	A	Middle Tenn.		8	4						
21	A	Louisville		0	7							54	A	Middle Tenn.		4	24						
21	A	Louisville		1	6							54	A	Middle Tenn.		12	0						
21	A	Louisville		6	8							69	H	Bryant		1	0						
												81	A	Col. of Charleston		1	4						
												81	A	Col. of Charleston		6	5						
												81	A	Col. of Charleston		3	6						
												104	A	Saint Louis		3	4						
												104	A	Saint Louis		14	4						
												104	A	Saint Louis		1	11						
												119	A	Ga. Southern		11	4						
												119	A	Ga. Southern		5	7						
												119	A	Ga. Southern		3	9						
												132	H	Charlotte		2	3						
												132	H	Charlotte		7	8						
												132	H	Charlotte		5	3						
												148	H	Rhode Island		2	6						
												148	H	Rhode Island		2	0						
												148	H	Rhode Island		1	0						
												149	A	Saint Joseph's		0	2						
												149	A	Saint Joseph's		6	4						
												149	A	Saint Joseph's		1	2						
												179	N	Miami (OH)		7	6						
												187	A	Evansville		4	3						
												187	A	Evansville		9	7						
												187	A	Evansville		3	2						
												189	A	UAB		12	4						
												189	A	UAB		3	4						
												189	A	UAB		2	4						
												214	H	Bowling Green		0	9						
												231	H	Wright St.		8	4						
												232	A	Akron		11	3						
												242	H	St. Bonaventure		12	3						
												242	H	St. Bonaventure		11	2						
<hr/>																							
LAST 10 GAMES																							
279 H Massachusetts						1	0	149 A Saint Joseph's						0	2	214 H Bowling Green						0	9
279 H Massachusetts						4	3	149 A Saint Joseph's						6	4	231 H Wright St.						8	4
279 H Massachusetts						15	3	149 A Saint Joseph's						1	2	232 A Akron						11	3
245 A Cincinnati						2	10	148 H Rhode Island						2	6	242 H St. Bonaventure						12	3
245 H Cincinnati						3	5	148 H Rhode Island						1	0	242 H St. Bonaventure						11	2

Non-Div. I Games:

Xavier



RPI	S	Opponent	Score	
242	H	St. Bonaventure	15	0
245	A	Cincinnati	6	7
245	A	Cincinnati	2	10
245	H	Cincinnati	3	5
278	A	Ohio	15	10
279	H	Massachusetts	1	0
279	H	Massachusetts	4	3
279	H	Massachusetts	15	3
286	H	Dayton	4	3
286	H	Dayton	12	4
286	H	Dayton	12	3

X  
a  
v  
i  
e  
r

X  
a  
v  
i  
e  
r

Xavier



Average RPI Win:		139	WON-LOST RECORD		WINNING PCT. RANK	LAST 10 GAMES	STRENGTH OF SCHEDULE		OPP. STRENGTH OF SCHEDULE	TEAM RPI	ADJ RPI	CONF. RPI	ADJ CONF. RPI
Average RPI Loss:		85											
DIV. I ONLY			19-28-0		.40426 214	2-8-0	34		113	136	.51006 135	7	7
DIV. I NON-CONF.			11-15-0		.42308 192	0-2-0	31		104	103	.52252 103	5	5
TOTALS		RPI 1-25	RPI 26-50		W-L RECORDS		RPI 51-100		RPI 101-150		RPI 150+		
19-28-0		1-4-0	0-4-0		OVERALL		8-13-0		2-2-0		8-5-0		
13-6-0		1-2-0	0-0-0		HOME		6-4-0		0-0-0		6-0-0		
5-19-0		0-0-0	0-4-0		AWAY		2-8-0		2-2-0		1-5-0		
1-3-0		0-2-0	0-0-0		NEUTRAL		0-1-0		0-0-0		1-0-0		
11-15-0		0-2-0	0-1-0		NON-CONFERENCE		4-8-0		2-2-0		5-2-0		
5-2-0		0-0-0	0-0-0		HOME		2-2-0		0-0-0		3-0-0		
5-10-0		0-0-0	0-0-0		AWAY		2-5-0		2-2-0		1-2-0		
1-3-0		0-2-0	0-0-0		NEUTRAL		0-1-0		0-0-0		1-0-0		
8-13-0		1-2-0	0-3-0		CONFERENCE		4-5-0		0-0-0		3-3-0		
8-4-0		1-2-0	0-0-0		HOME		4-2-0		0-0-0		3-0-0		
0-9-0		0-0-0	0-3-0		AWAY		0-3-0		0-0-0		0-3-0		
0-0-0		0-0-0	0-0-0		NEUTRAL		0-0-0		0-0-0		0-0-0		
RPI S	Opponent	Score	RPI S	Opponent	Score	RPI S	Opponent	Score	RPI S	Opponent	Score		
6 N	Oregon St.	4 5	32 A	Cal Poly	1 4	55 H	UC Santa Barbara	8 5	118 A	Sacramento St.	4 7		
6 N	Oregon St.	3 14	32 A	Cal Poly	3 4	55 H	UC Santa Barbara	0 2	118 A	Sacramento St.	2 1		
9 H	Cal St. Fullerton	0 12	32 A	Cal Poly	1 3	55 H	UC Santa Barbara	7 10	118 A	Sacramento St.	3 4		
9 H	Cal St. Fullerton	7 6	50 A	San Diego	2 3	61 A	New Mexico	9 11	118 A	Sacramento St.	7 6		
9 H	Cal St. Fullerton	7 14				61 A	New Mexico	14 12	174 A	Portland	2 4		
						61 A	New Mexico	7 10	174 A	Portland	5 1		
						61 A	New Mexico	14 9	174 A	Portland	0 2		
						63 H	UC Irvine	3 2	204 N	Utah Valley	8 7		
						63 H	UC Irvine	4 3	219 A	UC Davis	3 4		
						63 H	UC Irvine	7 5	219 A	UC Davis	4 7		
						71 A	UNLV	6 20	219 A	UC Davis	8 19		
						71 H	UNLV	11 24	243 H	St. Mary's (CA)	19 5		
						77 A	Cal St. Northridge	3 5	243 H	St. Mary's (CA)	12 6		
						77 A	Cal St. Northridge	1 3	243 H	St. Mary's (CA)	4 1		
						77 A	Cal St. Northridge	3 15	246 H	Pacific	6 4		
						83 A	Loyola Marymount	3 10	246 H	Pacific	11 6		
						83 H	Loyola Marymount	6 4	246 H	Pacific	6 5		
						93 N	Gonzaga	3 6					
						96 A	San Diego St.	2 10					
						96 H	San Diego St.	2 6					
LAST 10 GAMES													
						9 H	Cal St. Fullerton	7 6					
						9 H	Cal St. Fullerton	0 12					
						9 H	Cal St. Fullerton	7 14					
						96 H	San Diego St.	2 6					
						32 A	Cal Poly	3 4					

Non-Div. I Games:

UC Riverside



RPI	S	Opponent	Score
96	H	San Diego St.	6 3
32	A	Cal Poly	1 3
32	A	Cal Poly	1 4
71	A	UNLV	6 20
55	H	UC Santa Barbara	8 5
55	H	UC Santa Barbara	0 2



[illegible]

**Non-Div. I Games:**

Western Ky.



Average RPI Win: 162		WON-LOST	WINNING	LAST 10	STRENGTH OF		OPP. STRENGTH	TEAM	ADJ	CONF.	ADJ CONF.
Average RPI Loss: 79		RECORD	PCT. RANK	GAMES	SCHEDULE		OF SCHEDULE	RPI	RPI	RPI	RPI
DIV. I ONLY		25-27-0	.48077	165	2-8-0		103	44	138	.50987	137
DIV. I NON-CONF.		14-11-0	.56	103	0-2-0		215	61	141	.49931	141
TOTALS		RPI 1-25	RPI 26-50		W-L RECORDS		RPI 51-100		RPI 101-150		RPI 150+
25-27-0		0-6-0	2-7-0		OVERALL		4-5-0		7-6-0		12-3-0
15-12-0		0-4-0	1-2-0		HOME		2-2-0		3-2-0		9-2-0
10-15-0		0-2-0	1-5-0		AWAY		2-3-0		4-4-0		3-1-0
0-0-0		0-0-0	0-0-0		NEUTRAL		0-0-0		0-0-0		0-0-0
14-11-0		0-3-0	0-0-0		NON-CONFERENCE		2-4-0		2-2-0		10-2-0
10-5-0		0-1-0	0-0-0		HOME		0-1-0		1-1-0		9-2-0
4-6-0		0-2-0	0-0-0		AWAY		2-3-0		1-1-0		1-0-0
0-0-0		0-0-0	0-0-0		NEUTRAL		0-0-0		0-0-0		0-0-0
11-16-0		0-3-0	2-7-0		CONFERENCE		2-1-0		5-4-0		2-1-0
5-7-0		0-3-0	1-2-0		HOME		2-1-0		2-1-0		0-0-0
6-9-0		0-0-0	1-5-0		AWAY		0-0-0		3-3-0		2-1-0
0-0-0		0-0-0	0-0-0		NEUTRAL		0-0-0		0-0-0		0-0-0
RPI S	Opponent	Score	RPI S	Opponent	Score	RPI S	Opponent	Score	RPI S	Opponent	Score
1 A	Vanderbilt	3 7	27 A	La.-Lafayette	6 14	51 A	Sam Houston St.	6 11	136 H	Western Ky.	5 3
14 H	South Ala.	2 6	27 A	La.-Lafayette	1 8	51 A	Sam Houston St.	5 3	136 H	Western Ky.	2 4
14 H	South Ala.	1 4	27 A	La.-Lafayette	4 11	51 A	Sam Houston St.	1 8	136 H	Western Ky.	6 0
14 H	South Ala.	2 20	39 A	Troy	0 1	54 H	Middle Tenn.	4 3	140 H	Missouri St.	7 5
19 A	Ole Miss	4 10	39 A	Troy	15 14	54 H	Middle Tenn.	1 2	140 H	Missouri St.	2 6
19 H	Ole Miss	1 11	39 A	Troy	3 4	54 H	Middle Tenn.	13 9	141 A	FIU	6 9
			47 H	Fla. Atlantic	2 3	85 A	Memphis	3 2	141 A	FIU	7 8
			47 H	Fla. Atlantic	5 10	85 H	Memphis	0 6	141 A	FIU	0 1
			47 H	Fla. Atlantic	3 2	98 A	Tennessee	3 12	142 A	UALR	7 5
									142 A	UALR	9 7
									142 A	UALR	6 3
									146 A	Missouri	10 3
									146 A	Missouri	1 5
									189 H	UAB	2 1
									189 H	UAB	2 4
									189 H	UAB	8 1
									202 A	La.-Monroe	6 2
									202 A	La.-Monroe	1 3
									202 A	La.-Monroe	7 5
									234 H	Western Ill.	1 2
									234 H	Western Ill.	14 6
									234 H	Western Ill.	6 3
									238 H	Bradley	10 1
									238 H	Bradley	12 2
									238 H	Bradley	10 5
									247 A	Southeast Mo. St.	5 4
									247 H	Southeast Mo. St.	9 8
LAST 10 GAMES			39 A	Troy	15 14	27 A	La.-Lafayette	6 14	238 H	Bradley	10 1
			39 A	Troy	3 4	27 A	La.-Lafayette	4 11	238 H	Bradley	12 2
			39 A	Troy	0 1	85 H	Memphis	0 6	238 H	Bradley	10 5
			98 A	Tennessee	3 12	54 H	Middle Tenn.	1 2	247 A	Southeast Mo. St.	5 4
			27 A	La.-Lafayette	1 8	54 H	Middle Tenn.	13 9	247 H	Southeast Mo. St.	9 8

Non-Div. I Games:

Arkansas St.



RPI	S	Opponent	Score	
287	H	UT Martin	9	0

Arkansas St.

A  
r  
k  
a  
n  
s  
a  
s  
S  
t  
.

A  
r  
k  
a  
n  
s  
a  
s  
S  
t  
.



Average RPI Win: 175		WON-LOST RECORD	WINNING PCT. RANK	LAST 10 GAMES	STRENGTH OF SCHEDULE	OPP. STRENGTH OF SCHEDULE	TEAM RPI	ADJ RPI	CONF. RPI	ADJ CONF. RPI							
Average RPI Loss: 113																	
DIV. I ONLY		28-22-0	.56	103	6-4-0	152	134	139	.50882	138	18	18					
DIV. I NON-CONF.		16-10-0	.61538	76	0-1-0	157	72	80	.53207	80	18	18					
<hr/>																	
TOTALS		RPI 1-25		RPI 26-50		W-L RECORDS		RPI 51-100		RPI 101-150		RPI 150+					
28-22-0		0-0-0		0-5-0		OVERALL		1-5-0		10-7-0		17-5-0					
21-9-0		0-0-0		0-0-0		HOME		1-1-0		8-4-0		12-4-0					
7-13-0		0-0-0		0-5-0		AWAY		0-4-0		2-3-0		5-1-0					
0-0-0		0-0-0		0-0-0		NEUTRAL		0-0-0		0-0-0		0-0-0					
16-10-0		0-0-0		0-5-0		NON-CONFERENCE		1-2-0		7-3-0		8-0-0					
13-2-0		0-0-0		0-0-0		HOME		1-1-0		5-1-0		7-0-0					
3-8-0		0-0-0		0-0-		AWAY		0-1-0		2-2-0		1-0-0					
0-0-0		0-0-0		0-0-0		NEUTRAL		0-0-0		0-0-0		0-0-0					
12-12-0		0-0-0		0-0-0		CONFERENCE		0-3-0		3-4-0		9-5-0					
8-7-0		0-0-0		0-0-0		HOME		0-0-0		3-3-0		5-4-0					
4-5-0		0-0-0		0-0-0		AWAY		0-3-0		0-1-0		4-1-0					
0-0-0		0-0-0		0-0-0		NEUTRAL		0-0-0		0-0-0		0-0-0					
RPI	S	Opponent		Score		RPI	S	Opponent		Score		RPI	S	Opponent		Score	
		27	A	La.-Lafayette	6	18	51	H	Sam Houston St.	1	2	105	A	A&M-Corpus Christi	19	4	
		27	A	La.-Lafayette	6	9	59	H	Baylor	5	3	105	H	A&M-Corpus Christi	12	5	
		27	A	La.-Lafayette	1	2	82	A	CSU Bakersfield	5	6	114	A	Tulane	3	8	
		46	A	Rice	5	11	82	A	CSU Bakersfield	3	6	114	A	Tulane	1	2	
		49	A	Texas A&M	4	11	82	A	CSU Bakersfield	1	10	114	A	Tulane	3	2	
							99	A	Lamar	0	4	118	H	Sacramento St.	7	2	
												118	H	Sacramento St.	8	5	
												118	H	Sacramento St.	1	12	
												125	H	Stephen F. Austin	13	3	
												131	A	Texas St.	0	6	
												131	H	Texas St.	3	2	
												131	H	Texas St.	3	12	
												131	H	Texas St.	8	13	
												147	H	Washington St.	4	3	
												147	H	Washington St.	13	10	
												147	H	Washington St.	12	3	
												147	H	Washington St.	3	6	
												156	H	New Mexico St.	6	4	
												156	H	New Mexico St.	6	5	
												156	H	New Mexico St.	9	4	
												162	H	Texas-Arlington	6	7	
												162	H	Texas-Arlington	9	2	
												162	H	Texas-Arlington	2	15	
												169	A	Dallas Baptist	7	2	
												169	A	Dallas Baptist	2	5	
												169	A	Dallas Baptist	5	4	
												199	H	Neb. Omaha	5	0	
<hr/>																	
LAST 10 GAMES																	
		156	H	New Mexico St.	6	4	131	H	Texas St.	3	2	162	H	Texas-Arlington	9	2	
		156	H	New Mexico St.	6	5	51	H	Sam Houston St.	1	2	169	A	Dallas Baptist	7	2	
		156	H	New Mexico St.	9	4	169	A	Dallas Baptist	7	2	169	A	Dallas Baptist	2	5	
		131	H	Texas St.	3	12	169	A	Dallas Baptist	2	5	169	A	Dallas Baptist	5	4	
		131	H	Texas St.	8	13	169	A	Dallas Baptist	5	4	199	H	Neb. Omaha	5	0	

Non-Div. I Games:

UTSA



RPI	S	Opponent	Score	
223	A	Tex.-Pan American	2	1
223	H	Tex.-Pan American	7	1
233	A	Seattle	8	1
233	A	Seattle	8	4
235	H	Penn St.	3	2
253	H	Air Force	12	4
253	H	Air Force	13	8
253	H	Air Force	6	1
253	H	Air Force	9	2
271	H	San Jose St.	4	12
271	H	San Jose St.	7	11
271	H	San Jose St.	14	8

UTSA

U  
T  
S  
A

U  
T  
S  
A



**Non-Div. I Games:**

Monmouth



RPI	S	Opponent	Score	
281	A	Fairleigh Dickinson	5	6
281	A	Fairleigh Dickinson	5	7
288	H	Lafayette	9	5
295	A	Mt. St. Mary's	15	4
295	A	Mt. St. Mary's	13	1
295	A	Mt. St. Mary's	7	2
295	A	Mt. St. Mary's	13	7
297	A	UMES	8	2

Monmouth

M  
o  
n  
m  
o  
u  
t  
h

M  
o  
n  
m  
o  
u  
t  
h



Average RPI Win:	180	WON-LOST	WINNING	LAST 10	STRENGTH OF	OPP. STRENGTH	TEAM	ADJ	CONF.	ADJ CONF.	
Average RPI Loss:	126	RECORD	PCT. RANK	GAMES	SCHEDULE	OF SCHEDULE	RPI	RPI	RPI	RPI	
DIV. I ONLY	29-19-0	.60417	72	3-7-0	220	118	141	.50782	140	15	15
DIV. I NON-CONF.	18-12-0	.6	85	2-4-0	233	89	135	.50197	135	16	16
<hr/>											
TOTALS	RPI 1-25	RPI 26-50		W-L RECORDS		RPI 51-100		RPI 101-150		RPI 150+	
29-19-0	0-0-0	0-3-0		OVERALL		3-3-0		4-8-0		22-5-0	
14-9-0	0-0-0	0-1-0		HOME		0-0-0		0-6-0		14-2-0	
10-8-0	0-0-0	0-2-0		AWAY		2-3-0		4-1-0		4-2-0	
5-2-0	0-0-0	0-0-0		NEUTRAL		1-0-0		0-1-0		4-1-0	
<hr/>											
18-12-0	0-0-0	0-3-0		NON-CONFERENCE		2-1-0		4-5-0		12-3-0	
8-6-0	0-0-0	0-1-0		HOME		0-0-0		0-3-0		8-2-0	
5-4-0	0-0-0	0-0-		AWAY		1-1-0		4-1-0		0-0-0	
5-2-0	0-0-0	0-0-0		NEUTRAL		1-0-0		0-1-0		4-1-0	
<hr/>											
11-7-0	0-0-0	0-0-0		CONFERENCE		1-2-0		0-3-0		10-2-0	
6-3-0	0-0-0	0-0-0		HOME		0-0-0		0-3-0		6-0-0	
5-4-0	0-0-0	0-0-0		AWAY		1-2-0		0-0-0		4-2-0	
0-0-0	0-0-0	0-0-0		NEUTRAL		0-0-0		0-0-0		0-0-0	
<hr/>											
RPI S	Opponent	Score	RPI S	Opponent	Score	RPI S	Opponent	Score	RPI S	Opponent	Score
			33 A	Oklahoma St.	4 5	51 N	Sam Houston St.	3 2	108 H	Oral Roberts	1 4
			33 H	Oklahoma St.	4 6	61 A	New Mexico	8 2	108 H	Oral Roberts	3 5
			44 A	Arkansas	3 6	61 A	New Mexico	5 6	114 N	Tulane	4 6
						88 A	Illinois St.	1 2	116 A	Southern Miss.	5 1
						88 A	Illinois St.	0 6	129 H	Wichita St.	9 11
						88 A	Illinois St.	8 3	129 H	Wichita St.	2 3
									129 H	Wichita St.	0 3
									131 A	Texas St.	3 2
									137 A	Arkansas St.	5 7
									137 A	Arkansas St.	6 2
									146 A	Missouri	4 2
									146 H	Missouri	4 5
									161 H	Indiana St.	8 7
									161 H	Indiana St.	5 1
									161 H	Indiana St.	3 0
									165 H	Northwestern	2 1
									165 H	Northwestern	7 5
									165 H	Northwestern	3 2
									168 N	Eastern Ill.	5 4
									175 A	Southern Ill.	14 6
									175 A	Southern Ill.	5 8
									175 A	Southern Ill.	7 3
									187 A	Evansville	9 5
									187 A	Evansville	1 2
									187 A	Evansville	2 1
									217 N	Northwestern St.	3 11
									217 N	Northwestern St.	14 3
<hr/>											
LAST 10 GAMES											
			231 H	Wright St.	4 6	129 H	Wichita St.	9 11	187 A	Evansville	9 5
			231 H	Wright St.	3 1	129 H	Wichita St.	0 3	187 A	Evansville	1 2
			231 H	Wright St.	6 1	129 H	Wichita St.	2 3	187 A	Evansville	2 1
			108 H	Oral Roberts	3 5	44 A	Arkansas	3 6	217 N	Northwestern St.	3 11
			108 H	Oral Roberts	1 4	187 A	Evansville	2 1	217 N	Northwestern St.	14 3

Non-Div. I Games:

Missouri St.



Missouri.

Missouri.

Missouri St.



FIU

Average RPI Win: 143		WON-LOST	WINNING	LAST 10	STRENGTH OF	OPP. STRENGTH	TEAM	ADJ	CONF.	ADJ CONF.			
Average RPI Loss: 77		RECORD	PCT. RANK	GAMES	SCHEDULE	OF SCHEDULE	RPI	RPI	RPI	RPI			
DIV. I ONLY		25-27-0	.48077	165	2-8-0	61	56	142	.50699	141	5	5	
DIV. I NON-CONF.		12-13-0	.48	153	0-4-0	124	85	209	.47071	209	7	7	
<hr/>													
TOTALS		RPI 1-25		RPI 26-50		W-L RECORDS		RPI 51-100		RPI 101-150		RPI 150+	
25-27-0		1-5-0		3-9-0		OVERALL		5-6-0		6-3-0		10-4-0	
19-16-0		0-3-0		2-4-0		HOME		3-4-0		4-2-0		10-3-0	
6-11-0		1-2-0		1-5-0		AWAY		2-2-0		2-1-0		0-1-0	
0-0-0		0-0-0		0-0-0		NEUTRAL		0-0-0		0-0-0		0-0-0	
12-13-0		0-3-0		1-2-0		NON-CONFERENCE		3-5-0		0-0-0		8-3-0	
12-11-0		0-3-0		1-2-0		HOME		3-4-0		0-0-0		8-2-0	
0-2-0		0-0-0		0-0-		AWAY		0-1-0		0-0-0		0-1-0	
0-0-0		0-0-0		0-0-0		NEUTRAL		0-0-0		0-0-0		0-0-0	
13-14-0		1-2-0		2-7-0		CONFERENCE		2-1-0		6-3-0		2-1-0	
7-5-0		0-0-0		1-2-0		HOME		0-0-0		4-2-0		2-1-0	
6-9-0		1-2-0		1-5-0		AWAY		2-1-0		2-1-0		0-0-0	
0-0-0		0-0-0		0-0-0		NEUTRAL		0-0-0		0-0-0		0-0-0	
RPI	S	Opponent		Score	RPI	S	Opponent		Score	RPI	S	Opponent	Score
14	A	South Ala.		5 6	27	H	La.-Lafayette		1 9	54	A	Middle Tenn.	2 3
14	A	South Ala.		1 8	27	H	La.-Lafayette		7 6	54	A	Middle Tenn.	7 4
14	A	South Ala.		7 4	27	H	La.-Lafayette		4 14	54	A	Middle Tenn.	12 3
19	H	Ole Miss		3 8	39	A	Troy		3 14	65	H	South Fla.	5 4
19	H	Ole Miss		9 11	39	A	Troy		5 11	65	H	South Fla.	4 3
19	H	Ole Miss		1 8	39	A	Troy		1 3	66	H	FGCU	6 8
					46	H	Rice		2 7	66	H	FGCU	4 10
					46	H	Rice		11 7	89	H	Texas Tech	6 8
					46	H	Rice		5 6	89	H	Texas Tech	9 7
					47	A	Fla. Atlantic		5 6	90	A	Bethune-Cookman	0 1
					47	A	Fla. Atlantic		0 6	90	H	Bethune-Cookman	3 4
					47	A	Fla. Atlantic		12 1				
					LAST 10 GAMES								
					142	A	UALR		7 1	39	A	Troy	1 3
					142	A	UALR		0 1	39	A	Troy	3 14
					142	A	UALR		12 3	39	A	Troy	5 11
					198	H	Jacksonville		0 12	66	H	FGCU	6 8
					198	H	Jacksonville		3 8	66	H	FGCU	4 10

Non-Div. I Games:

FIU



Average RPI Win: 149		WON-LOST	WINNING	LAST 10	STRENGTH OF	OPP. STRENGTH	TEAM	ADJ	CONF.	ADJ CONF.					
Average RPI Loss: 100		RECORD	PCT. RANK	GAMES	SCHEDULE	OF SCHEDULE	RPI	RPI	RPI	RPI					
DIV. I ONLY		26-25-0	.5098	145	7-3-0	97	87	143	.50694	142	5	5			
DIV. I NON-CONF.		15-9-0	.625	73	2-0-0	195	200	128	.50581	128	7	7			
<hr/>															
TOTALS		RPI 1-25		RPI 26-50		W-L RECORDS		RPI 51-100		RPI 101-150		RPI 150+			
26-25-0		0-3-0		5-8-0		OVERALL		2-2-0		6-7-0		13-5-0			
20-11-0		0-0-0		1-2-0		HOME		1-0-0		5-6-0		13-3-0			
6-12-0		0-3-0		4-5-0		AWAY		1-2-0		1-0-0		0-2-0			
0-2-0		0-0-0		0-1-0		NEUTRAL		0-0-0		0-1-0		0-0-0			
15-9-0		0-0-0		2-2-0		NON-CONFERENCE		1-0-0		2-2-0		10-5-0			
12-4-0		0-0-0		0-0-0		HOME		1-0-0		1-1-0		10-3-0			
3-3-0		0-0-0		2-0-		AWAY		0-0-0		1-0-0		0-2-0			
0-2-0		0-0-0		0-1-0		NEUTRAL		0-0-0		0-1-0		0-0-0			
11-16-0		0-3-0		3-6-0		CONFERENCE		1-2-0		4-5-0		3-0-0			
8-7-0		0-0-0		1-2-0		HOME		0-0-0		4-5-0		3-0-0			
3-9-0		0-3-0		2-4-0		AWAY		1-2-0		0-0-0		0-0-0			
0-0-0		0-0-0		0-0-0		NEUTRAL		0-0-0		0-0-0		0-0-0			
RPI	S	Opponent	Score	RPI	S	Opponent	Score	RPI	S	Opponent	Score				
14	A	South Ala.	3 4	27	H	La.-Lafayette	2 9	54	A	Middle Tenn.	11 1	122	N	Milwaukee	7 10
14	A	South Ala.	1 11	27	H	La.-Lafayette	7 2	54	A	Middle Tenn.	6 14	125	A	Stephen F. Austin	10 4
14	A	South Ala.	5 6	27	H	La.-Lafayette	10 15	54	A	Middle Tenn.	6 8	125	H	Stephen F. Austin	6 5
				36	A	Austin Peay	4 8	75	H	Central Ark.	5 3	129	H	Wichita St.	5 9
				39	A	Troy	1 2					136	H	Western Ky.	16 6
				39	A	Troy	5 10					136	H	Western Ky.	5 0
				39	A	Troy	6 14					136	H	Western Ky.	10 6
				45	A	Oklahoma	5 2					137	H	Arkansas St.	5 7
				45	A	Oklahoma	4 3					137	H	Arkansas St.	7 9
				47	A	Fla. Atlantic	14 10					137	H	Arkansas St.	3 6
				47	A	Fla. Atlantic	4 9					141	H	FIU	1 0
				47	A	Fla. Atlantic	10 5					141	H	FIU	1 7
				48	N	Creighton	2 4					141	H	FIU	3 12
												151	H	Iowa	9 3
												151	H	Iowa	5 2
												162	A	Texas-Arlington	4 5
												162	H	Texas-Arlington	12 2
												187	H	Evansville	1 2
												187	H	Evansville	8 7
												187	H	Evansville	6 5
												202	H	La.-Monroe	3 2
												202	H	La.-Monroe	11 3
												202	H	La.-Monroe	13 3
												234	H	Western Ill.	11 3
												247	H	Southeast Mo. St.	3 4
												247	H	Southeast Mo. St.	3 2
												249	A	Louisiana Tech	3 4
				LAST 10 GAMES											
				141	H	FIU	1 7	47	A	Fla. Atlantic	4 9				
				141	H	FIU	1 0	47	A	Fla. Atlantic	14 10				
				141	H	FIU	3 12	125	H	Stephen F. Austin	6 5				
				75	H	Central Ark.	5 3	136	H	Western Ky.	10 6				
				47	A	Fla. Atlantic	10 5	136	H	Western Ky.	16 6				

Non-Div. I Games:

UALR



RPI	S	Opponent	Score	
249	H	Louisiana Tech	3	6
266	H	SIU Edwardsville	2	1
266	H	SIU Edwardsville	2	0
266	H	SIU Edwardsville	13	1

UALR

U  
A  
L  
R

U  
A  
L  
R



Average RPI Win:		158	WON-LOST RECORD		WINNING PCT. RANK		LAST 10 GAMES		STRENGTH OF SCHEDULE		OPP. STRENGTH OF SCHEDULE		TEAM RPI		ADJ RPI		CONF. RPI		ADJ CONF. RPI				
DIV. I ONLY			25-25-0		.5 148		5-5-0		129		146		144		.50675 143		20		20				
DIV. I NON-CONF.			13-13-0		.5 139		1-1-0		67		11		82		.53187 82		24		24				
TOTALS		RPI 1-25		RPI 26-50		W-L RECORDS		RPI 51-100		RPI 101-150		RPI 150+											
25-25-0		0-6-0		1-2-0		OVERALL		4-1-0		9-4-0		11-12-0											
11-11-0		0-1-0		0-1-0		HOME		1-1-0		6-3-0		4-5-0											
11-14-0		0-5-0		1-1-0		AWAY		2-0-0		3-1-0		5-7-0											
3-0-0		0-0-0		0-0-0		NEUTRAL		1-0-0		0-0-0		2-0-0											
13-13-0		0-6-0		1-2-0		NON-CONFERENCE		4-1-0		2-2-0		6-2-0											
5-5-0		0-1-0		0-1-0		HOME		1-1-0		1-2-0		3-0-0											
5-8-0		0-5-0		1-0-		AWAY		2-0-0		1-0-0		1-2-0											
3-0-0		0-0-0		0-0-0		NEUTRAL		1-0-0		0-0-0		2-0-0											
12-12-0		0-0-0		0-0-0		CONFERENCE		0-0-0		7-2-0		5-10-0											
6-6-0		0-0-0		0-0-0		HOME		0-0-0		5-1-0		1-5-0											
6-6-0		0-0-0		0-0-0		AWAY		0-0-0		2-1-0		4-5-0											
0-0-0		0-0-0		0-0-0		NEUTRAL		0-0-0		0-0-0		0-0-0											
RPI	S	Opponent		Score		RPI	S	Opponent		Score		RPI	S	Opponent		Score		RPI	S	Opponent		Score	
2	A	North Carolina		2	3	26	A	Maryland		5	6	64	N	Pittsburgh		6	4	104	H	Saint Louis		1	0
3	H	Virginia		3	11	26	A	Maryland		9	7	72	H	Rutgers		6	9	104	H	Saint Louis		2	3
13	A	Virginia Tech		5	11	26	H	Maryland		3	4	72	H	Rutgers		4	3	104	H	Saint Louis		6	5
25	A	UNC Wilmington		2	7							78	A	Citadel		11	6	111	A	Old Dominion		5	4
25	A	UNC Wilmington		3	9							84	A	Elon		6	2	132	A	Charlotte		8	9
25	A	UNC Wilmington		2	3													132	A	Charlotte		4	3
																		132	A	Charlotte		5	2
																		139	H	Monmouth		1	7
																		139	H	Monmouth		1	3
																		139	H	Monmouth		8	3
																		149	H	Saint Joseph's		3	2
																		149	H	Saint Joseph's		1	0
																		149	H	Saint Joseph's		2	0
																		166	N	Boston College		4	1
																		171	H	Butler		3	4
																		171	H	Butler		4	6
																		171	H	Butler		4	7
																		180	A	VMI		8	4
																		180	A	VMI		2	6
																		180	A	VMI		4	5
																		180	H	VMI		5	4
																		195	N	UNC Asheville		12	1
																		207	A	La Salle		1	3
																		207	A	La Salle		4	5
																		207	A	La Salle		5	2
																		221	H	Temple		2	1
																		221	H	Temple		1	5



RPI	S	Opponent	Score	
221	H	Temple	3	4
227	H	George Mason	4	2
237	H	Wagner	11	8
261	A	George Washington	0	1
261	A	George Washington	9	2
261	A	George Washington	3	7
286	A	Dayton	1	4
286	A	Dayton	8	1
286	A	Dayton	10	2

VCU



Average RPI Win:	226	WON-LOST RECORD	WINNING PCT. RANK	LAST 10 GAMES	STRENGTH OF SCHEDULE	OPP. STRENGTH OF SCHEDULE	TEAM RPI	ADJ RPI	CONF. RPI	ADJ CONF. RPI						
DIV. I ONLY		28-8-0	.77778	12	6-3-0	294	222	135	.50644	144	25	25				
DIV. I NON-CONF.		13-1-0	.92857	5	1-0-0	288	239	48	.54855	55	25	25				
<hr/>																
TOTALS	RPI 1-25	RPI 26-50		W-L RECORDS		RPI 51-100		RPI 101-150		RPI 150+						
28-8-0	0-0-0	0-0-0		OVERALL		0-0-0		3-2-0		25-6-0						
10-3-0	0-0-0	0-0-0		HOME		0-0-0		0-0-0		10-3-0						
10-3-0	0-0-0	0-0-0		AWAY		0-0-0		3-0-0		7-3-0						
8-2-0	0-0-0	0-0-0		NEUTRAL		0-0-0		0-2-0		8-0-0						
<hr/>																
13-1-0	0-0-0	0-0-0		NON-CONFERENCE		0-0-0		1-0-0		12-1-0						
2-1-0	0-0-0	0-0-0		HOME		0-0-0		0-0-0		2-1-0						
3-0-0	0-0-0	0-0-		AWAY		0-0-0		1-0-0		2-0-0						
8-0-0	0-0-0	0-0-0		NEUTRAL		0-0-0		0-0-0		8-0-0						
<hr/>																
15-7-0	0-0-0	0-0-0		CONFERENCE		0-0-0		2-2-0		13-5-0						
8-2-0	0-0-0	0-0-0		HOME		0-0-0		0-0-0		8-2-0						
7-3-0	0-0-0	0-0-0		AWAY		0-0-0		2-0-0		5-3-0						
0-2-0	0-0-0	0-0-0		NEUTRAL		0-0-0		0-2-0		0-0-0						
<hr/>																
RPI	S	Opponent	Score	RPI	S	Opponent	Score	RPI	S	Opponent	Score					
								106	A	Columbia	7	4				
								106	A	Columbia	3	2				
								106	N	Columbia	5	12				
								106	N	Columbia	5	6				
								126	A	Minnesota	10	3				
								159	N	Utah	5	2				
								163	H	Siena	15	7				
								166	H	Boston College	5	9				
								183	H	Cornell	0	3				
								183	H	Cornell	1	0				
								188	A	Holy Cross	19	4				
								189	N	UAB	4	0				
								196	H	Princeton	6	1				
								196	H	Princeton	1	7				
								211	N	Northern Ill.	1	0				
								218	A	Penn	2	3				
								218	A	Penn	2	3				
								222	N	Army	5	2				
								238	N	Bradley	11	8				
								238	N	Bradley	7	4				
								248	A	Quinnipiac	9	4				
								LAST 10 GAMES				248	H	Quinnipiac	12	0
												252	N	North Dakota St.	6	0
												259	N	LIU Brooklyn	11	4
262	A	Yale	5	0												
262	A	Yale	0	2												
262	A	Yale	9	1												
<hr/>																
Non-Div. I Games:	St. Anselm Babson	12 2 10 3	Slippery Rock	3 7	Vassar	10 2	Amherst	8 1	Dartmouth							



RPI	S	Opponent	Score	
262	A	Yale	7	3
267	A	Harvard	9	4
267	A	Harvard	4	2
267	H	Harvard	8	0
267	H	Harvard	3	1
282	H	Brown	11	3
282	H	Brown	2	0
282	H	Brown	7	2
282	H	Brown	7	0

Dartmouth

D  
a  
r  
t  
m  
o  
u  
t  
h

D  
a  
r  
t  
m  
o  
u  
t  
h



Average RPI Win: 182		WON-LOST	WINNING	LAST 10	STRENGTH OF		OPP. STRENGTH	TEAM	ADJ	CONF.	ADJ CONF.
Average RPI Loss: 128		RECORD	PCT. RANK	GAMES	SCHEDULE		OF SCHEDULE	RPI	RPI	RPI	RPI
DIV. I ONLY		34-19-0	.64151	55	7-3-0		253	101	145	.50622	145
DIV. I NON-CONF.		21-8-0	.72414	42	0-1-0		295	135	176	.48781	175
TOTALS		RPI 1-25	RPI 26-50		W-L RECORDS		RPI 51-100		RPI 101-150		RPI 150+
34-19-0		1-5-0	0-0-0		OVERALL		0-3-0		13-3-0		20-8-0
24-7-0		0-1-0	0-0-0		HOME		0-0-0		10-2-0		14-4-0
8-11-0		1-4-0	0-0-0		AWAY		0-3-0		3-1-0		4-3-0
2-1-0		0-0-0	0-0-0		NEUTRAL		0-0-0		0-0-0		2-1-0
21-8-0		1-2-0	0-0-0		NON-CONFERENCE		0-0-0		3-1-0		17-5-0
14-5-0		0-1-0	0-0-0		HOME		0-0-0		2-1-0		12-3-0
5-2-0		1-1-0	0-0-		AWAY		0-0-0		1-0-0		3-1-0
2-1-0		0-0-0	0-0-0		NEUTRAL		0-0-0		0-0-0		2-1-0
13-11-0		0-3-0	0-0-0		CONFERENCE		0-3-0		10-2-0		3-3-0
10-2-0		0-0-0	0-0-0		HOME		0-0-0		8-1-0		2-1-0
3-9-0		0-3-0	0-0-0		AWAY		0-3-0		2-1-0		1-2-0
0-0-0		0-0-0	0-0-0		NEUTRAL		0-0-0		0-0-0		0-0-0
RPI S	Opponent	Score	RPI S	Opponent	Score	RPI S	Opponent	Score	RPI S	Opponent	Score
18 A	Georgia Tech	5 16				73 A	Delaware	2 7	111 H	Old Dominion	12 10
24 A	Mercer	13 7				73 A	Delaware	2 4	111 H	Old Dominion	13 8
24 H	Mercer	4 9				73 A	Delaware	7 8	111 H	Old Dominion	7 4
25 A	UNC Wilmington	11 12							117 H	Towson	6 4
25 A	UNC Wilmington	0 9							117 H	Towson	12 11
25 A	UNC Wilmington	1 12							117 H	Towson	8 3
									123 A	Northeastern	6 0
									123 A	Northeastern	5 6
									123 A	Northeastern	2 1
									127 A	Kennesaw St.	3 2
									127 H	Kennesaw St.	5 6
									127 H	Kennesaw St.	12 5
									128 H	Hofstra	10 3
									128 H	Hofstra	9 12
									128 H	Hofstra	6 3
									133 H	Georgia	10 7
									158 A	James Madison	14 12
									158 A	James Madison	8 9
									158 A	James Madison	5 8
									166 N	Boston College	5 4
									166 N	Boston College	0 2
									166 N	Boston College	7 6
									171 H	Butler	8 10
									171 H	Butler	12 7
									171 H	Butler	17 9
									194 H	Savannah St.	11 2
									195 H	UNC Asheville	12 3
			LAST 10 GAMES								
			128 H	Hofstra	6 3	117 H	Towson	12 11			
			128 H	Hofstra	9 12	117 H	Towson	6 4			
			128 H	Hofstra	10 3	123 A	Northeastern	2 1			
			127 H	Kennesaw St.	5 6	123 A	Northeastern	6 0			
			117 H	Towson	8 3	123 A	Northeastern	5 6			

Non-Div. I Games:

Georgia St.



Georgia St.



Average RPI Win: 112		WON-LOST	WINNING	LAST 10	STRENGTH OF		OPP. STRENGTH	TEAM	ADJ	CONF.	ADJ CONF.
Average RPI Loss: 63		RECORD	PCT. RANK	GAMES	SCHEDULE		OF SCHEDULE	RPI	RPI	RPI	RPI
DIV. I ONLY		15-30-0	.33333	255	3-7-0		14	24	146	.50583	146
DIV. I NON-CONF.		7-11-0	.38889	211	0-1-0		55	218	198	.48013	197
TOTALS		RPI 1-25	RPI 26-50		W-L RECORDS		RPI 51-100		RPI 101-150		RPI 150+
15-30-0		2-10-0	3-7-0		OVERALL		2-6-0		4-6-0		4-1-0
10-12-0		2-7-0	2-1-0		HOME		1-1-0		1-2-0		4-1-0
5-17-0		0-3-0	1-5-0		AWAY		1-5-0		3-4-0		0-0-0
0-1-0		0-0-0	0-1-0		NEUTRAL		0-0-0		0-0-0		0-0-0
7-11-0		0-0-0	0-1-0		NON-CONFERENCE		1-4-0		2-5-0		4-1-0
6-4-0		0-0-0	0-0-0		HOME		1-1-0		1-2-0		4-1-0
1-6-0		0-0-0	0-0-		AWAY		0-3-0		1-3-0		0-0-0
0-1-0		0-0-0	0-1-0		NEUTRAL		0-0-0		0-0-0		0-0-0
8-19-0		2-10-0	3-6-0		CONFERENCE		1-2-0		2-1-0		0-0-0
4-8-0		2-7-0	2-1-0		HOME		0-0-0		0-0-0		0-0-0
4-11-0		0-3-0	1-5-0		AWAY		1-2-0		2-1-0		0-0-0
0-0-0		0-0-0	0-0-0		NEUTRAL		0-0-0		0-0-0		0-0-0
RPI S	Opponent	Score	RPI S	Opponent	Score	RPI S	Opponent	Score	RPI S	Opponent	Score
1 A	Vanderbilt	1 12	28 H	Auburn	3 1	56 H	San Francisco	6 2	116 A	Southern Miss.	2 5
1 A	Vanderbilt	4 16	28 H	Auburn	4 1	56 H	San Francisco	3 8	116 A	Southern Miss.	3 5
1 A	Vanderbilt	5 11	28 H	Auburn	1 3	85 A	Memphis	2 8	116 A	Southern Miss.	1 6
4 H	LSU	0 8	37 N	Illinois	2 6	85 A	Memphis	3 5	133 A	Georgia	8 5
4 H	LSU	0 2	43 A	Alabama	7 3	85 A	Memphis	0 6	133 A	Georgia	5 6
4 H	LSU	5 6	43 A	Alabama	7 9	98 A	Tennessee	14 6	133 A	Georgia	4 0
11 H	South Carolina	4 0	43 A	Alabama	6 7	98 A	Tennessee	6 7	137 H	Arkansas St.	5 1
11 H	South Carolina	1 4	49 A	Texas A&M	1 4	98 A	Tennessee	0 4	137 H	Arkansas St.	3 10
11 H	South Carolina	0 2	49 A	Texas A&M	5 6				140 A	Missouri St.	5 4
23 H	Florida	6 8	49 A	Texas A&M	1 2				140 H	Missouri St.	2 4
23 H	Florida	3 4							191 H	Eastern Mich.	1 0
23 H	Florida	8 2							191 H	Eastern Mich.	7 1
									199 H	Neb. Omaha	11 4
									247 H	Southeast Mo. St.	7 9
									264 H	Jackson St.	9 3
LAST 10 GAMES											
43 A	Alabama	6 7	49 A	Texas A&M	1 2						
43 A	Alabama	7 3	247 H	Southeast Mo. St.	7 9						
43 A	Alabama	7 9	28 H	Auburn	4 1						
49 A	Texas A&M	1 4	28 H	Auburn	3 1						
49 A	Texas A&M	5 6	28 H	Auburn	1 3						

Non-Div. I Games: Truman 14 4

Missouri



Average RPI Win: 139		WON-LOST	WINNING	LAST 10	STRENGTH OF		OPP. STRENGTH	TEAM	ADJ	CONF.	ADJ CONF.
Average RPI Loss: 84		RECORD	PCT. RANK	GAMES	SCHEDULE		OF SCHEDULE	RPI	RPI	RPI	RPI
DIV. I ONLY		21-26-0	.44681	191	2-8-0		67	69	147	.50551	147
DIV. I NON-CONF.		13-10-0	.56522	99	0-2-0		114	219	115	.51429	115
TOTALS		RPI 1-25	RPI 26-50		W-L RECORDS		RPI 51-100		RPI 101-150		RPI 150+
21-26-0		3-6-0	0-0-0		OVERALL		6-11-0		3-7-0		9-3-0
14-12-0		1-5-0	0-0-0		HOME		5-7-0		0-0-0		8-0-0
7-14-0		2-1-0	0-0-0		AWAY		1-4-0		3-7-0		1-3-0
0-0-0		0-0-0	0-0-0		NEUTRAL		0-0-0		0-0-0		0-0-0
13-10-0		0-0-0	0-0-0		NON-CONFERENCE		4-7-0		1-3-0		8-1-0
11-3-0		0-0-0	0-0-0		HOME		3-3-0		0-0-0		8-0-0
2-8-0		0-0-0	0-0-		AWAY		1-4-0		1-3-0		0-1-0
0-0-0		0-0-0	0-0-0		NEUTRAL		0-0-0		0-0-0		0-0-0
8-16-0		3-6-0	0-0-0		CONFERENCE		2-4-0		2-4-0		1-2-0
3-9-0		1-5-0	0-0-0		HOME		2-4-0		0-0-0		0-0-0
5-7-0		2-1-0	0-0-0		AWAY		0-0-0		2-4-0		1-2-0
0-0-0		0-0-0	0-0-0		NEUTRAL		0-0-0		0-0-0		0-0-0
RPI S	Opponent	Score	RPI S	Opponent	Score	RPI S	Opponent	Score	RPI S	Opponent	Score
8 H	Oregon	3 6				55 A	UC Santa Barbara	6 7	101 A	California	1 2
8 H	Oregon	3 5				57 A	Western Caro.	5 8	101 A	California	7 6
8 H	Oregon	3 4				57 A	Western Caro.	10 15	101 A	California	2 4
16 H	UCLA	6 7				57 A	Western Caro.	4 1	115 A	Southern California	1 5
16 H	UCLA	1 10				77 H	Cal St. Northridge	2 1	115 A	Southern California	7 6
16 H	UCLA	4 3				77 H	Cal St. Northridge	8 2	115 A	Southern California	0 11
17 A	Arizona St.	1 4				77 H	Cal St. Northridge	7 4	138 A	UTSA	3 4
17 A	Arizona St.	15 4				77 H	Cal St. Northridge	3 5	138 A	UTSA	3 12
17 A	Arizona St.	11 8				80 H	Stanford	0 3	138 A	UTSA	6 3
						80 H	Stanford	8 5	138 A	UTSA	10 13
						80 H	Stanford	3 9	159 A	Utah	5 0
						86 H	Arizona	9 5	159 A	Utah	4 7
						86 H	Arizona	5 6	159 A	Utah	1 2
						86 H	Arizona	3 7	174 A	Portland	5 7
						93 A	Gonzaga	3 4	191 H	Eastern Mich.	13 10
						93 H	Gonzaga	2 7	191 H	Eastern Mich.	12 2
						93 H	Gonzaga	8 10	191 H	Eastern Mich.	1 0
									191 H	Eastern Mich.	8 4
									282 H	Brown	20 1
									282 H	Brown	14 0
									282 H	Brown	8 2
									282 H	Brown	3 1
LAST 10 GAMES											
55 A	UC Santa Barbara	6 7	8 H	Oregon	3 4						
115 A	Southern California	0 11	8 H	Oregon	3 6						
115 A	Southern California	1 5	8 H	Oregon	3 5						
115 A	Southern California	7 6	16 H	UCLA	4 3						
174 A	Portland	5 7	16 H	UCLA	1 10						

Non-Div. I Games:

Washington St.



Average RPI Win: 213		WON-LOST	WINNING	LAST 10	STRENGTH OF		OPP. STRENGTH	TEAM	ADJ	CONF.	ADJ CONF.
Average RPI Loss: 106		RECORD	PCT. RANK	GAMES	SCHEDULE		OF SCHEDULE	RPI	RPI	RPI	RPI
DIV. I ONLY		29-22-0	.56863	95	6-4-0		233	126	149	.50529	148
DIV. I NON-CONF.		15-15-0	.5	139	1-1-0		148	12	95	.52688	95
TOTALS		RPI 1-25	RPI 26-50		W-L RECORDS		RPI 51-100		RPI 101-150		RPI 150+
29-22-0		0-9-0	1-1-0		OVERALL		0-1-0		4-4-0		24-7-0
12-7-0		0-0-0	0-0-0		HOME		0-0-0		2-1-0		10-6-0
15-14-0		0-8-0	0-1-0		AWAY		0-1-0		2-3-0		13-1-0
2-1-0		0-1-0	1-0-0		NEUTRAL		0-0-0		0-0-0		1-0-0
15-15-0		0-9-0	1-1-0		NON-CONFERENCE		0-1-0		3-2-0		11-2-0
4-3-0		0-0-0	0-0-0		HOME		0-0-0		2-1-0		2-2-0
9-11-0		0-8-0	0-0-		AWAY		0-1-0		1-1-0		8-0-0
2-1-0		0-1-0	1-0-0		NEUTRAL		0-0-0		0-0-0		1-0-0
14-7-0		0-0-0	0-0-0		CONFERENCE		0-0-0		1-2-0		13-5-0
8-4-0		0-0-0	0-0-0		HOME		0-0-0		0-0-0		8-4-0
6-3-0		0-0-0	0-0-0		AWAY		0-0-0		1-2-0		5-1-0
0-0-0		0-0-0	0-0-0		NEUTRAL		0-0-0		0-0-0		0-0-0
RPI S	Opponent	Score	RPI S	Opponent	Score	RPI S	Opponent	Score	RPI S	Opponent	Score
5 A	Florida St.	6 8	35 A	Wake Forest	5 9	69 A	Bryant	1 8	107 A	East Tenn. St.	0 5
5 A	Florida St.	5 11	42 N	Notre Dame	4 3				123 A	Northeastern	4 2
5 A	Florida St.	2 6							128 H	Hofstra	2 0
10 A	Mississippi St.	5 17							128 H	Hofstra	11 1
10 A	Mississippi St.	2 13							128 H	Hofstra	1 3
13 N	Virginia Tech	3 7							134 A	Xavier	0 1
19 A	Ole Miss	3 5							134 A	Xavier	6 2
19 A	Ole Miss	1 8							134 A	Xavier	0 2
19 A	Ole Miss	0 1							166 A	Boston College	3 2
									166 H	Boston College	7 8
									171 A	Butler	8 3
									171 A	Butler	17 1
									171 A	Butler	4 5
									192 H	Central Conn. St.	0 4
									209 A	UNC Greensboro	18 8
									215 A	Winthrop	4 0
									215 A	Winthrop	4 2
									215 A	Winthrop	2 1
									220 A	Hartford	7 1
									220 A	Hartford	8 2
									221 H	Temple	6 2
									221 H	Temple	3 1
									221 H	Temple	3 0
									226 H	Stony Brook	8 4
									242 H	St. Bonaventure	7 0
									242 H	St. Bonaventure	3 2
									242 H	St. Bonaventure	1 2
LAST 10 GAMES			171 A	Butler	17 1	242 H	St. Bonaventure	1 2			
			171 A	Butler	8 3	282 A	Brown	5 2			
			171 A	Butler	4 5	166 H	Boston College	7 8			
			242 H	St. Bonaventure	7 0	134 A	Xavier	6 2			
			242 H	St. Bonaventure	3 2	134 A	Xavier	0 1			

Non-Div. I Games: Mass.-Lowell 10 0

Rhode Island



RPI	S	Opponent	Score	
248	H	Quinnipiac	7	3
269	A	Fordham	4	2
269	A	Fordham	4	3
269	A	Fordham	4	3
278	N	Ohio	3	0
279	H	Massachusetts	3	1
279	H	Massachusetts	9	2
279	H	Massachusetts	0	2
282	A	Brown	5	2
286	H	Dayton	2	6
286	H	Dayton	4	0
286	H	Dayton	3	6

Rhode Island

R  
h  
o  
d  
e  
I  
s  
l  
a  
n  
d

R  
h  
o  
d  
e  
I  
s  
l  
a  
n  
d



Average RPI Win:		203	WON-LOST RECORD		WINNING PCT. RANK		LAST 10 GAMES		STRENGTH OF SCHEDULE		OPP. STRENGTH OF SCHEDULE		TEAM RPI		ADJ RPI		CONF. RPI		ADJ CONF. RPI				
DIV. I ONLY			26-23-0		.53061 126		6-4-0		172		221		150		.50451 149		20		20				
DIV. I NON-CONF.			12-10-0		.54545 116		1-0-0		134		170		101		.52451 101		24		24				
TOTALS		RPI 1-25		RPI 26-50		W-L RECORDS		RPI 51-100		RPI 101-150		RPI 150+											
26-23-0		0-4-0		0-0-0		OVERALL		1-1-0		4-6-0		21-12-0											
14-7-0		0-0-0		0-0-0		HOME		1-0-0		2-1-0		11-6-0											
12-16-0		0-4-0		0-0-0		AWAY		0-1-0		2-5-0		10-6-0											
0-0-0		0-0-0		0-0-0		NEUTRAL		0-0-0		0-0-0		0-0-0											
12-10-0		0-4-0		0-0-0		NON-CONFERENCE		1-1-0		1-0-0		10-5-0											
7-2-0		0-0-0		0-0-0		HOME		1-0-0		0-0-0		6-2-0											
5-8-0		0-4-0		0-0-		AWAY		0-1-0		1-0-0		4-3-0											
0-0-0		0-0-0		0-0-0		NEUTRAL		0-0-0		0-0-0		0-0-0											
14-13-0		0-0-0		0-0-0		CONFERENCE		0-0-0		3-6-0		11-7-0											
7-5-0		0-0-0		0-0-0		HOME		0-0-0		2-1-0		5-4-0											
7-8-0		0-0-0		0-0-0		AWAY		0-0-0		1-5-0		6-3-0											
0-0-0		0-0-0		0-0-0		NEUTRAL		0-0-0		0-0-0		0-0-0											
RPI	S	Opponent		Score		RPI	S	Opponent		Score		RPI	S	Opponent		Score							
10	A	Mississippi St.		0	10							73	A	Delaware		3	17	104	A	Saint Louis		6	12
10	A	Mississippi St.		0	2							73	H	Delaware		12	11	104	A	Saint Louis		3	2
10	A	Mississippi St.		2	3													104	A	Saint Louis		10	11
10	A	Mississippi St.		1	4													108	A	Rider		6	3
																		134	H	Xavier		2	0
																		134	H	Xavier		2	1
																		134	H	Xavier		4	6
																		143	A	VCU		0	1
																		143	A	VCU		0	2
																		143	A	VCU		2	3
																		153	A	Richmond		9	7
																		153	A	Richmond		7	3
																		153	A	Richmond		1	2
																		176	A	Stetson		6	7
																		176	A	Stetson		5	2
																		176	A	Stetson		5	4
																		176	H	Marist		4	6
																		185	A	Delaware St.		8	1
																		189	A	UAB		3	11
																		189	A	UAB		1	2
																		192	H	Central Conn. St.		9	4
																		192	H	Central Conn. St.		2	1
																		207	H	La Salle		4	7
																		207	H	La Salle		2	10
																		207	H	La Salle		12	1
																		221	A	Temple		8	3
																		221	A	Temple		10	6
LAST 10 GAMES																							
	104	A	Saint Louis		10	11		134	H	Xavier		2	1		207	H	La Salle		4	7			
	104	A	Saint Louis		6	12		108	A	Rider		6	3		207	H	La Salle		2	10			
	104	A	Saint Louis		3	2		279	A	Massachusetts		10	5		207	H	La Salle		12	1			
	134	H	Xavier		2	0		279	A	Massachusetts		4	10		221	A	Temple		8	3			
	134	H	Xavier		4	6		279	A	Massachusetts		7	4		221	A	Temple		10	6			

Non-Div. I Games:

Saint Joseph's



RPI	S	Opponent	Score	
221	A	Temple	1	11
237	H	Wagner	14	5
237	H	Wagner	6	5
242	H	St. Bonaventure	8	4
242	H	St. Bonaventure	5	6
242	H	St. Bonaventure	7	3
256	H	Villanova	15	10
257	A	Bucknell	4	2
269	H	Fordham	6	2
269	H	Fordham	3	4
269	H	Fordham	11	1
274	H	Lehigh	7	10
279	A	Massachusetts	10	5
279	A	Massachusetts	4	10
279	A	Massachusetts	7	4
291	H	Iona	14	3

Saint Joseph's

S  
a  
i  
n  
t  
J  
o  
s  
e  
p  
h  
'  
s

S  
a  
i  
n  
t  
J  
o  
s  
e  
p  
h  
'  
s



Average RPI Win: 207		WON-LOST RECORD	WINNING PCT. RANK	LAST 10 GAMES	STRENGTH OF SCHEDULE	OPP. STRENGTH OF SCHEDULE	TEAM RPI	ADJ RPI	CONF. RPI	ADJ CONF. RPI	
Average RPI Loss: 149											
DIV. I ONLY		27-19-0	.58696 82	4-4-0	246	193	148	.50327 150	24	23	
DIV. I NON-CONF.		9-11-0	.45 179	0-0-0	261	74	186	.48277 190	23	23	
TOTALS		RPI 1-25	RPI 26-50		W-L RECORDS		RPI 51-100		RPI 101-150		RPI 150+
27-19-0		0-1-0	1-5-0		OVERALL		1-0-0		1-0-0		24-13-0
7-4-0		0-0-0	0-0-0		HOME		0-0-0		0-0-0		7-4-0
16-11-0		0-1-0	1-5-0		AWAY		0-0-0		0-0-0		15-5-0
4-4-0		0-0-0	0-0-0		NEUTRAL		1-0-0		1-0-0		2-4-0
9-11-0		0-1-0	1-5-0		NON-CONFERENCE		1-0-0		1-0-0		6-5-0
0-0-0		0-0-0	0-0-0		HOME		0-0-0		0-0-0		0-0-0
5-7-0		0-1-0	1-0-		AWAY		0-0-0		0-0-0		4-1-0
4-4-0		0-0-0	0-0-0		NEUTRAL		1-0-0		1-0-0		2-4-0
18-8-0		0-0-0	0-0-0		CONFERENCE		0-0-0		0-0-0		18-8-0
7-4-0		0-0-0	0-0-0		HOME		0-0-0		0-0-0		7-4-0
11-4-0		0-0-0	0-0-0		AWAY		0-0-0		0-0-0		11-4-0
0-0-0		0-0-0	0-0-0		NEUTRAL		0-0-0		0-0-0		0-0-0
RPI S	Opponent	Score	RPI S	Opponent	Score	RPI S	Opponent	Score	RPI S	Opponent	Score
20 A	Miami (FL)	2 6	28 A	Auburn	2 3	86 N	West Virginia	2 1	104 N	Saint Louis	6 1
			28 A	Auburn	3 4				151 N	Iowa	2 9
			28 A	Auburn	3 12				167 A	Albany (NY)	7 3
			28 A	Auburn	4 8				167 A	Albany (NY)	8 6
			47 A	Fla. Atlantic	8 0				167 A	Albany (NY)	3 4
			47 A	Fla. Atlantic	6 15				167 H	Albany (NY)	4 1
									167 H	Albany (NY)	6 7
									167 H	Albany (NY)	7 4
									176 A	Stetson	16 4
									176 A	Stetson	3 6
									176 A	Stetson	7 1
									184 N	Georgetown	3 8
									200 A	Binghamton	3 4
									200 A	Binghamton	13 7
									200 A	Binghamton	4 3
									200 H	Binghamton	5 2
									200 H	Binghamton	3 2
									220 A	Hartford	6 7
									220 A	Hartford	9 3
									220 A	Hartford	7 2
									220 H	Hartford	0 1
									220 H	Hartford	5 3
									220 H	Hartford	1 3
									226 A	Stony Brook	1 7
									226 A	Stony Brook	8 3
									226 A	Stony Brook	1 0
									226 H	Stony Brook	2 1
Non-Div. I Games:		Me.-Presque Isle	21 3	Thomas (ME)	19 3	Colby	9 8	Me.-Farmington	11 1	Maine	



RPI	S	Opponent	Score
226	H	Stony Brook	0 1
226	H	Stony Brook	3 2
251	N	Western Mich.	0 1
251	N	Western Mich.	3 7
272	A	UMBC	10 7
272	A	UMBC	19 0
272	A	UMBC	8 7
275	A	Florida A&M	6 2
275	A	Florida A&M	5 0
296	N	Chicago St.	13 7
296	N	Chicago St.	9 5

Maine



I  
o  
w  
a

Iowa



Average RPI Win:	154	WON-LOST	WINNING	LAST 10	STRENGTH OF	OPP. STRENGTH	TEAM	ADJ	CONF.	ADJ CONF.	
Average RPI Loss:	129	RECORD	PCT. RANK	GAMES	SCHEDULE	OF SCHEDULE	RPI	RPI	RPI	RPI	
DIV. I ONLY	24-25-0	.4898	161	6-4-0	101	178	152	.5021	152	13	13
DIV. I NON-CONF.	12-13-0	.48	153	2-0-0	85	262	151	.49582	151	14	14
<hr/>											
TOTALS	RPI 1-25	RPI 26-50		W-L RECORDS		RPI 51-100		RPI 101-150		RPI 150+	
24-25-0	0-1-0	1-3-0		OVERALL		4-6-0		5-5-0		14-10-0	
13-14-0	0-0-0	0-0-0		HOME		1-3-0		0-3-0		12-8-0	
11-11-0	0-1-0	1-2-0		AWAY		3-3-0		5-2-0		2-2-0	
0-0-0	0-0-0	0-0-0		NEUTRAL		0-0-0		0-0-0		0-0-0	
12-13-0	0-1-0	0-1-0		NON-CONFERENCE		3-4-0		1-0-0		8-7-0	
7-8-0	0-0-0	0-0-0		HOME		1-3-0		0-0-0		6-5-0	
5-5-0	0-1-0	0-0-		AWAY		2-1-0		1-0-0		2-2-0	
0-0-0	0-0-0	0-0-0		NEUTRAL		0-0-0		0-0-0		0-0-0	
12-12-0	0-0-0	1-2-0		CONFERENCE		1-2-0		4-5-0		6-3-0	
6-6-0	0-0-0	0-0-0		HOME		0-0-0		0-3-0		6-3-0	
6-6-0	0-0-0	1-2-0		AWAY		1-2-0		4-2-0		0-0-0	
0-0-0	0-0-0	0-0-0		NEUTRAL		0-0-0		0-0-0		0-0-0	
RPI S	Opponent	Score	RPI S	Opponent	Score	RPI S	Opponent	Score	RPI S	Opponent	Score
13 A	Virginia Tech	5 7	29 A	Campbell	3 2	57 A	Western Caro.	4 1	113 A	Presbyterian	6 2
			29 A	Campbell	0 1	57 A	Western Caro.	5 8	113 A	Presbyterian	0 4
			29 A	Campbell	2 5	76 A	Liberty	1 8	113 A	Presbyterian	9 7
			40 A	William & Mary	2 5	76 A	Liberty	1 8	117 A	Towson	3 2
						76 A	Liberty	6 2	124 A	High Point	7 3
						79 H	Canisius	0 7	124 A	High Point	0 12
						79 H	Canisius	6 8	124 A	High Point	7 4
						79 H	Canisius	6 12	130 H	Radford	5 6
						79 H	Canisius	4 3	130 H	Radford	6 10
						98 A	Tennessee	7 5	130 H	Radford	4 8
									153 H	Richmond	3 2
									157 H	Buffalo	4 11
									157 H	Buffalo	5 2
									157 H	Buffalo	2 3
									158 A	James Madison	11 9
									158 H	James Madison	4 6
									173 H	Gardner-Webb	2 1
									173 H	Gardner-Webb	6 5
									173 H	Gardner-Webb	6 2
									180 H	VMI	4 3
									180 H	VMI	1 13
									180 H	VMI	0 1
									195 H	UNC Asheville	1 11
									195 H	UNC Asheville	8 3
									195 H	UNC Asheville	7 4
									221 H	Temple	9 6
									227 A	George Mason	4 3

Non-Div. I Games:

Longwood



RPI	S	Opponent	Score	
227	H	George Mason	9	5
250	A	N.C. Central	4	5
250	A	N.C. Central	0	10
263	H	Fairfield	12	4
263	H	Fairfield	1	6
263	H	Fairfield	0	4
265	H	Norfolk St.	17	4

Longwood

L  
o  
n  
g  
w  
o  
o  
d

L  
o  
n  
g  
w  
o  
o  
d



Average RPI Win: 205		WON-LOST	WINNING	LAST 10	STRENGTH OF		OPP. STRENGTH	TEAM	ADJ	CONF.	ADJ CONF.
Average RPI Loss: 145		RECORD	PCT. RANK	GAMES	SCHEDULE		OF SCHEDULE	RPI	RPI	RPI	RPI
DIV. I ONLY		30-19-0	.61224	66	6-4-0		206	208	153	.50178	153
DIV. I NON-CONF.		17-11-0	.60714	79	0-1-0		257	153	172	.48836	171
TOTALS		RPI 1-25	RPI 26-50		W-L RECORDS		RPI 51-100		RPI 101-150		RPI 150+
30-19-0	0-1-0	1-1-0		OVERALL		0-2-0		7-7-0		22-8-0	
21-10-0	0-0-0	1-0-0		HOME		0-2-0		7-6-0		13-2-0	
9-9-0	0-1-0	0-1-0		AWAY		0-0-0		0-1-0		9-6-0	
0-0-0	0-0-0	0-0-0		NEUTRAL		0-0-0		0-0-0		0-0-0	
17-11-0	0-1-0	1-1-0		NON-CONFERENCE		0-2-0		3-2-0		13-5-0	
15-4-0	0-0-0	1-0-0		HOME		0-2-0		3-1-0		11-1-0	
2-7-0	0-1-0	0-0-		AWAY		0-0-0		0-1-0		2-4-0	
0-0-0	0-0-0	0-0-0		NEUTRAL		0-0-0		0-0-0		0-0-0	
13-8-0	0-0-0	0-0-0		CONFERENCE		0-0-0		4-5-0		9-3-0	
6-6-0	0-0-0	0-0-0		HOME		0-0-0		4-5-0		2-1-0	
7-2-0	0-0-0	0-0-0		AWAY		0-0-0		0-0-0		7-2-0	
0-0-0	0-0-0	0-0-0		NEUTRAL		0-0-0		0-0-0		0-0-0	
RPI S	Opponent	Score		RPI S	Opponent	Score		RPI S	Opponent	Score	
3 A	Virginia	2	6	40 A	William & Mary	6	7	72 H	Rutgers	8	9
				40 H	William & Mary	5	4	72 H	Rutgers	4	5
									Saint Louis	3	1
									Saint Louis	8	7
									Saint Louis	0	2
									Old Dominion	4	7
									Old Dominion	7	6
									Northeastern	11	10
									Northeastern	5	4
									Northeastern	5	12
									Charlotte	4	6
									Charlotte	4	3
									Charlotte	5	8
									Saint Joseph's	3	7
									Saint Joseph's	2	1
									Saint Joseph's	7	9
									Longwood	2	3
									VMI	5	9
									VMI	5	4
									Jacksonville	8	3
									Jacksonville	8	9
									Jacksonville	4	5
									La Salle	6	2
									La Salle	3	5
									La Salle	22	1
									Temple	4	3
									Temple	1	2
									Temple	6	1
									Temple	7	5
									George Mason	7	5
LAST 10 GAMES											
				269 A	Fordham	6	2	221 H	Temple	1	2
				269 A	Fordham	1	2	221 H	Temple	6	1
				269 A	Fordham	9	8	104 H	Saint Louis	0	2
				152 A	Longwood	2	3	104 H	Saint Louis	3	1
				221 H	Temple	4	3	104 H	Saint Louis	8	7

Non-Div. I Games:

Richmond



RPI	S	Opponent	Score
227	H	George Mason	11 2
237	H	Wagner	4 2
237	H	Wagner	10 5
237	H	Wagner	8 6
248	H	Quinnipiac	5 4
248	H	Quinnipiac	2 5
248	H	Quinnipiac	2 1
257	H	Bucknell	6 1
257	H	Bucknell	10 4
257	H	Bucknell	6 3
261	A	George Washington	3 1
261	A	George Washington	10 2
261	A	George Washington	8 7
269	A	Fordham	6 2
269	A	Fordham	9 8
269	A	Fordham	1 2
290	H	Coppin St.	13 0

Richmond



M  
i  
c  
h  
i  
g  
a  
n

Michigan



RPI	S	Opponent	Score	
234	H	Western Ill.	3	5
234	H	Western Ill.	1	2
234	H	Western Ill.	6	1
235	H	Penn St.	8	1
235	H	Penn St.	3	2
235	H	Penn St.	5	1
251	H	Western Mich.	3	7
269	N	Fordham	9	1
269	N	Fordham	10	2
269	N	Fordham	11	14
295	N	Mt. St. Mary's	8	7

Michigan

M  
i  
c  
h  
i  
g  
a  
n

M  
i  
c  
h  
i  
g  
a  
n



Average RPI Win: 169		WON-LOST	WINNING	LAST 10	STRENGTH OF		OPP. STRENGTH	TEAM	ADJ		CONF.	ADJ CONF.			
Average RPI Loss: 86		RECORD	PCT. RANK	GAMES	SCHEDULE		OF SCHEDULE	RPI	RPI		RPI	RPI			
DIV. I ONLY		22-31-0	.41509	207	3-7-0		54	144	155	.50124	155	8	8		
DIV. I NON-CONF.		13-19-0	.40625	202	1-4-0		147	105	190	.48347	188	11	11		
TOTALS		RPI 1-25	RPI 26-50		W-L RECORDS		RPI 51-100		RPI 101-150		RPI 150+				
22-31-0		3-8-0	2-1-0		OVERALL		1-14-0		2-3-0		14-5-0				
13-10-0		2-1-0	2-1-0		HOME		0-3-0		0-1-0		9-4-0				
7-17-0		1-6-0	0-0-0		AWAY		1-8-0		2-2-0		3-1-0				
2-4-0		0-1-0	0-0-0		NEUTRAL		0-3-0		0-0-0		2-0-0				
13-19-0		1-7-0	0-0-0		NON-CONFERENCE		0-6-0		2-3-0		10-3-0				
7-4-0		0-0-0	0-0-0		HOME		0-0-0		0-1-0		7-3-0				
4-11-0		1-6-0	0-0-		AWAY		0-3-0		2-2-0		1-0-0				
2-4-0		0-1-0	0-0-0		NEUTRAL		0-3-0		0-0-0		2-0-0				
9-12-0		2-1-0	2-1-0		CONFERENCE		1-8-0		0-0-0		4-2-0				
6-6-0		2-1-0	2-1-0		HOME		0-3-0		0-0-0		2-1-0				
3-6-0		0-0-0	0-0-0		AWAY		1-5-0		0-0-0		2-1-0				
0-0-0		0-0-0	0-0-0		NEUTRAL		0-0-0		0-0-0		0-0-0				
RPI S	Opponent	Score		RPI S	Opponent	Score		RPI S	Opponent	Score		RPI S	Opponent	Score	
2 A	North Carolina	5	18	42 H	Notre Dame	4	1	58 N	Ohio St.	1	3	106 A	Columbia	3	5
18 A	Georgia Tech	9	7	42 H	Notre Dame	2	1	64 H	Pittsburgh	2	14	128 H	Hofstra	2	4
18 A	Georgia Tech	2	3	42 H	Notre Dame	7	16	64 H	Pittsburgh	2	11	130 A	Radford	4	3
18 A	Georgia Tech	1	10					64 H	Pittsburgh	9	12	130 A	Radford	4	5
20 A	Miami (FL)	3	12					65 A	South Fla.	3	4	130 A	Radford	12	9
20 A	Miami (FL)	4	6					65 A	South Fla.	2	4	166 N	Boston College	9	5
20 A	Miami (FL)	2	4					65 A	South Fla.	4	5	167 H	Albany (NY)	6	8
21 H	Louisville	6	5					66 N	FGCU	0	4	184 A	Georgetown	4	3
21 H	Louisville	4	3					66 N	FGCU	0	6	184 A	Georgetown	20	1
21 H	Louisville	4	7					74 A	East Carolina	3	6	184 A	Georgetown	0	3
24 N	Mercer	5	13					74 A	East Carolina	1	8	188 H	Holy Cross	8	3
								74 A	East Carolina	3	7	188 H	Holy Cross	12	8
								95 A	Connecticut	3	5	196 H	Princeton	17	2
								95 A	Connecticut	2	9	226 N	Stony Brook	7	1
								95 A	Connecticut	3	0	237 H	Wagner	16	22
												245 H	Cincinnati	5	6
												245 H	Cincinnati	6	5
												245 H	Cincinnati	7	4
												259 A	LIU Brooklyn	9	6
												263 H	Fairfield	10	5
												281 H	Fairleigh Dickinson	12	2
												291 H	Iona	6	7
												293 H	NYIT	13	7
												293 H	NYIT	6	0
				LAST 10 GAMES											
				42 H	Notre Dame	2	1	20 A	Miami (FL)	3	12				
				42 H	Notre Dame	7	16	291 H	Iona	6	7				
				42 H	Notre Dame	4	1	263 H	Fairfield	10	5				
				20 A	Miami (FL)	4	6	65 A	South Fla.	2	4				
				20 A	Miami (FL)	2	4	65 A	South Fla.	4	5				

Non-Div. I Games:

St. John's (NY)



Average RPI Win:		198	WON-LOST RECORD		WINNING PCT. RANK		LAST 10 GAMES		STRENGTH OF SCHEDULE		OPP. STRENGTH OF SCHEDULE		TEAM RPI		ADJ RPI		CONF. RPI		ADJ CONF. RPI			
Average RPI Loss:		94																				
DIV. I ONLY			27-24-0		.52941 129		4-6-0		142		176		156		.50037 156		18		18			
DIV. I NON-CONF.			14-12-0		.53846 122		0-1-0		128		150		122		.5103 122		18		18			
TOTALS		RPI 1-25		RPI 26-50		W-L RECORDS		RPI 51-100		RPI 101-150		RPI 150+										
27-24-0		0-2-0		1-5-0		OVERALL		3-5-0		4-9-0		19-3-0										
20-9-0		0-0-0		0-0-0		HOME		2-0-0		4-6-0		14-3-0										
6-14-0		0-2-0		1-4-0		AWAY		1-5-0		0-3-0		4-0-0										
1-1-0		0-0-0		0-1-0		NEUTRAL		0-0-0		0-0-0		1-0-0										
14-12-0		0-2-0		1-5-0		NON-CONFERENCE		2-3-0		2-2-0		9-0-0										
12-2-0		0-0-0		0-0-0		HOME		2-0-0		2-2-0		8-0-0										
1-9-0		0-2-0		1-0-		AWAY		0-3-0		0-0-0		0-0-0										
1-1-0		0-0-0		0-1-0		NEUTRAL		0-0-0		0-0-0		1-0-0										
13-12-0		0-0-0		0-0-0		CONFERENCE		1-2-0		2-7-0		10-3-0										
8-7-0		0-0-0		0-0-0		HOME		0-0-0		2-4-0		6-3-0										
5-5-0		0-0-0		0-0-0		AWAY		1-2-0		0-3-0		4-0-0										
0-0-0		0-0-0		0-0-0		NEUTRAL		0-0-0		0-0-0		0-0-0										
RPI	S	Opponent		Score		RPI	S	Opponent		Score		RPI	S	Opponent		Score						
7	A	North Carolina St.		3	8	35	A	Wake Forest		1	14	61	A	New Mexico		6	13	118	H	Sacramento St.	4	6
7	A	North Carolina St.		2	9	35	A	Wake Forest		4	0	61	H	New Mexico		10	5	118	H	Sacramento St.	5	4
						35	A	Wake Forest		1	6	74	A	East Carolina		1	5	118	H	Sacramento St.	4	16
						37	N	Illinois		2	3	82	A	CSU Bakersfield		5	4	122	H	Milwaukee	16	8
						45	A	Oklahoma		2	3	82	A	CSU Bakersfield		0	4	122	H	Milwaukee	8	13
						45	A	Oklahoma		0	8	82	A	CSU Bakersfield		2	13	122	H	Milwaukee	0	11
												89	A	Texas Tech		1	6	122	H	Milwaukee	4	3
												89	H	Texas Tech		7	6	131	H	Texas St.	12	6
																		131	H	Texas St.	7	12
																		131	H	Texas St.	3	10
																		138	A	UTSA	5	6
																		138	A	UTSA	4	6
																		138	A	UTSA	4	9
																		162	H	Texas-Arlington	11	1
																		162	H	Texas-Arlington	11	13
																		162	H	Texas-Arlington	5	9
																		169	H	Dallas Baptist	16	5
																		169	H	Dallas Baptist	7	5
																		169	H	Dallas Baptist	10	12
																		207	H	La Salle	8	2
																		207	H	La Salle	18	8
																		207	H	La Salle	4	2
																		207	H	La Salle	12	11
																		249	A	Louisiana Tech	5	1
																		249	A	Louisiana Tech	4	1
																		249	A	Louisiana Tech	10	4
																		249	A	Louisiana Tech	6	4
						LAST 10 GAMES																

Non-Div. I Games:

New Mexico St.



RPI	S	Opponent	Score	
271	H	San Jose St.	17	1
271	H	San Jose St.	9	0
271	H	San Jose St.	8	5
278	N	Ohio	7	0
294	H	Alabama A&M	20	6
294	H	Alabama A&M	30	3
294	H	Alabama A&M	24	4
294	H	Alabama A&M	5	3

New Mexico St.

N  
e  
w  
M  
e  
x  
i  
c  
o  
s  
t  
.

N  
e  
w  
M  
e  
x  
i  
c  
o  
s  
t  
.



**Non-Div. I Games:**

Buffalo



RPI	S	Opponent	Score	
276	A	N.C. A&T	10	6
276	A	N.C. A&T	3	6
276	A	N.C. A&T	5	6
278	H	Ohio	8	0
278	H	Ohio	6	1
278	H	Ohio	3	4
286	A	Dayton	4	0
286	A	Dayton	8	5
297	N	UMES	6	3
297	N	UMES	9	6

Buffalo

B  
u  
f  
f  
a  
l  
o

B  
u  
f  
f  
a  
l  
o



Average RPI Win: 169		WON-LOST	WINNING	LAST 10	STRENGTH OF		OPP. STRENGTH	TEAM	ADJ		CONF.	ADJ CONF.
Average RPI Loss: 98		RECORD	PCT. RANK	GAMES	SCHEDULE		OF SCHEDULE	RPI	RPI		RPI	RPI
DIV. I ONLY		22-26-0	.45833	187	5-5-0		84	108	158		.49813	158
DIV. I NON-CONF.		12-13-0	.48	153	2-4-0		90	108	127		.50582	127
TOTALS		RPI 1-25	RPI 26-50		W-L RECORDS		RPI 51-100		RPI 101-150		RPI 150+	
22-26-0		1-4-0	0-7-0		OVERALL		1-1-0		8-8-0		12-6-0	
17-10-0		1-1-0	0-1-0		HOME		1-0-0		7-5-0		8-3-0	
5-15-0		0-3-0	0-5-0		AWAY		0-1-0		1-3-0		4-3-0	
0-1-0		0-0-0	0-1-0		NEUTRAL		0-0-0		0-0-0		0-0-0	
12-13-0		0-3-0	0-4-0		NON-CONFERENCE		1-1-0		1-0-0		10-5-0	
9-4-0		0-0-0	0-1-0		HOME		1-0-0		0-0-0		8-3-0	
3-8-0		0-3-0	0-0-		AWAY		0-1-0		1-0-0		2-2-0	
0-1-0		0-0-0	0-1-0		NEUTRAL		0-0-0		0-0-0		0-0-0	
10-13-0		1-1-0	0-3-0		CONFERENCE		0-0-0		7-8-0		2-1-0	
8-6-0		1-1-0	0-0-0		HOME		0-0-0		7-5-0		0-0-0	
2-7-0		0-0-0	0-3-0		AWAY		0-0-0		0-3-0		2-1-0	
0-0-0		0-0-0	0-0-0		NEUTRAL		0-0-0		0-0-0		0-0-0	
RPI S	Opponent	Score	RPI S	Opponent	Score	RPI S	Opponent	Score	RPI S	Opponent	Score	
2 A	North Carolina	5 9	26 A	Maryland	7 10	76 A	Liberty	11 12	111 H	Old Dominion	2 14	
2 A	North Carolina	1 6	26 H	Maryland	5 10	76 H	Liberty	21 4	111 H	Old Dominion	5 6	
3 A	Virginia	8 16	40 A	William & Mary	4 8				111 H	Old Dominion	4 7	
25 H	UNC Wilmington	17 5	40 A	William & Mary	3 5				117 H	Towson	7 11	
25 H	UNC Wilmington	1 9	40 A	William & Mary	8 9				117 H	Towson	16 3	
			41 A	Coastal Caro.	7 8				117 H	Towson	8 7	
			41 N	Coastal Caro.	3 4				123 A	Northeastern	5 12	
									123 A	Northeastern	0 5	
									123 A	Northeastern	3 8	
									128 H	Hofstra	10 6	
									128 H	Hofstra	18 3	
									128 H	Hofstra	12 11	
									130 A	Radford	8 6	
									145 H	Georgia St.	8 5	
									145 H	Georgia St.	12 14	
									145 H	Georgia St.	9 8	
									152 A	Longwood	6 4	
									152 H	Longwood	9 11	
									180 A	VMI	7 9	
									180 H	VMI	11 8	
									200 H	Binghamton	4 8	
									200 H	Binghamton	14 1	
									200 H	Binghamton	9 1	
									200 H	Binghamton	1 5	
									220 H	Hartford	11 9	
									220 H	Hartford	10 2	
									220 H	Hartford	11 3	
LAST 10 GAMES			LAST 10 GAMES			LAST 10 GAMES			LAST 10 GAMES			
			117 H	Towson	8 7	261 H	George Washington	14 5				
			117 H	Towson	7 11	261 A	George Washington	5 3				
			117 H	Towson	16 3	261 A	George Washington	2 5				
			2 A	North Carolina	1 6	3 A	Virginia	8 16				
			2 A	North Carolina	5 9	145 H	Georgia St.	8 5				

Non-Div. I Games:

James Madison



RPI	S	Opponent	Score	
220	H	Hartford	6	2
227	A	George Mason	5	2
227	A	George Mason	11	4
227	A	George Mason	2	11
261	A	George Washington	5	3
261	A	George Washington	2	5
261	H	George Washington	14	5




James Madison

J  
a  
m  
e  
s  
M  
a  
d  
i  
s  
o  
n

J  
a  
m  
e  
s  
M  
a  
d  
i  
s  
o  
n



**Non-Div. I Games:**

 Tie,  Loss,  Non-Conf, S Site, H Home, A Away, N Neutral Page 251



[illegible]

**Non-Div. I Games:**

Nicholls St.



Nicholls.

Nicholls.

Nicholls St.



Average RPI Win:	158	WON-LOST RECORD	WINNING PCT. RANK	LAST 10 GAMES		STRENGTH OF SCHEDULE	OPP. STRENGTH OF SCHEDULE	TEAM RPI	ADJ RPI	CONF. RPI	ADJ CONF. RPI	
DIV. I ONLY		20-22-0	.47619	171	3-6-0	118	200	162	.49622	161	15	15
DIV. I NON-CONF.		13-12-0	.52	130	3-3-0	193	245	167	.48939	166	16	16
<hr/>												
TOTALS	RPI 1-25	RPI 26-50		W-L RECORDS		RPI 51-100		RPI 101-150		RPI 150+		
20-22-0	1-2-0	4-2-0		OVERALL		1-4-0		3-6-0		11-8-0		
13-6-0	1-1-0	4-0-0		HOME		0-0-0		0-0-0		8-5-0		
5-13-0	0-1-0	0-2-0		AWAY		0-3-0		3-6-0		2-1-0		
2-3-0	0-0-0	0-0-0		NEUTRAL		1-1-0		0-0-0		1-2-0		
13-12-0	1-2-0	1-2-0		NON-CONFERENCE		1-1-0		2-1-0		8-6-0		
7-4-0	1-1-0	1-0-0		HOME		0-0-0		0-0-0		5-3-0		
4-5-0	0-1-0	0-0-		AWAY		0-0-0		2-1-0		2-1-0		
2-3-0	0-0-0	0-0-0		NEUTRAL		1-1-0		0-0-0		1-2-0		
7-10-0	0-0-0	3-0-0		CONFERENCE		0-3-0		1-5-0		3-2-0		
6-2-0	0-0-0	3-0-0		HOME		0-0-0		0-0-0		3-2-0		
1-8-0	0-0-0	0-0-0		AWAY		0-3-0		1-5-0		0-0-0		
0-0-0	0-0-0	0-0-0		NEUTRAL		0-0-0		0-0-0		0-0-0		
RPI S	Opponent	Score		RPI S	Opponent	Score		RPI S	Opponent	Score		
15 A	Indiana	1	8	28 A	Auburn	5	6	54 N	Middle Tenn.	1	8	
24 H	Mercer	1	9	36 A	Austin Peay	5	6	81 N	Col. of Charleston	3	1	
24 H	Mercer	10	2	36 H	Austin Peay	8	1	88 A	Illinois St.	1	9	
				48 H	Creighton	6	1	88 A	Illinois St.	0	2	
				48 H	Creighton	5	4	88 A	Illinois St.	2	4	
				48 H	Creighton	5	3					
									</			

Non-Div. I Games:	DePauw	7	0
-------------------	--------	---	---

Indiana St.



RPI	S	Opponent	Score	
294	A	Alabama A&M	12	5

Indiana St.

I  
n  
d  
i  
a  
n  
a  
S  
t  
.

I  
n  
d  
i  
a  
n  
a  
S  
t  
.



T  
e  
x  
a  
s  
-  
A  
r  
l  
i  
n  
g  
t  
o  
n

Texas-Arlington



RPI	S	Opponent	Score	
249	A	Louisiana Tech	11	0
249	A	Louisiana Tech	7	1
249	A	Louisiana Tech	3	1
249	H	Louisiana Tech	9	3
249	H	Louisiana Tech	4	3
249	H	Louisiana Tech	7	6
271	H	San Jose St.	9	4
271	H	San Jose St.	8	7
271	H	San Jose St.	9	7

Texas-Arlington

T  
e  
x  
a  
s  
-  
A  
r  
l  
i  
n  
g  
t  
o  
n

T  
e  
x  
a  
s  
-  
A  
r  
l  
i  
n  
g  
t  
o  
n



Average RPI Win:	229	WON-LOST	WINNING	LAST 10	STRENGTH OF	OPP. STRENGTH	TEAM	ADJ	CONF.	ADJ CONF.		
Average RPI Loss:	125	RECORD	PCT. RANK	GAMES	SCHEDULE	OF SCHEDULE	RPI	RPI	RPI	RPI		
DIV. I ONLY		24-26-0	.48	168	6-4-0	193	254	164	.49585	163	22	22
DIV. I NON-CONF.		10-19-0	.34483	231	1-0-0	143	260	193	.4816	192	22	22
<hr/>												
TOTALS	RPI 1-25	RPI 26-50		W-L RECORDS		RPI 51-100		RPI 101-150		RPI 150+		
24-26-0	0-0-0	0-3-0		OVERALL		1-7-0		2-9-0		21-7-0		
7-6-0	0-0-0	0-0-0		HOME		1-2-0		1-2-0		5-2-0		
16-20-0	0-0-0	0-3-0		AWAY		0-5-0		1-7-0		15-5-0		
1-0-0	0-0-0	0-0-0		NEUTRAL		0-0-0		0-0-0		1-0-0		
<hr/>												
10-19-0	0-0-0	0-3-0		NON-CONFERENCE		0-5-0		1-7-0		9-4-0		
4-0-0	0-0-0	0-0-0		HOME		0-0-0		0-0-0		4-0-0		
5-19-0	0-0-0	0-0-		AWAY		0-5-0		1-7-0		4-4-0		
1-0-0	0-0-0	0-0-0		NEUTRAL		0-0-0		0-0-0		1-0-0		
<hr/>												
14-7-0	0-0-0	0-0-0		CONFERENCE		1-2-0		1-2-0		12-3-0		
3-6-0	0-0-0	0-0-0		HOME		1-2-0		1-2-0		1-2-0		
11-1-0	0-0-0	0-0-0		AWAY		0-0-0		0-0-0		11-1-0		
0-0-0	0-0-0	0-0-0		NEUTRAL		0-0-0		0-0-0		0-0-0		
<hr/>												
RPI S	Opponent	Score	RPI S	Opponent	Score	RPI S	Opponent	Score	RPI S	Opponent	Score	
			40 A	William & Mary	3 9	69 A	Bryant	2 3	108 H	Rider	2 8	
			40 A	William & Mary	2 4	69 A	Bryant	5 10	108 H	Rider	7 4	
			40 A	William & Mary	2 13	69 A	Bryant	9 11	108 H	Rider	4 6	
						76 A	Liberty	0 9	120 A	UCF	2 8	
						76 A	Liberty	0 4	120 A	UCF	7 4	
						79 H	Canisius	4 0	120 A	UCF	1 7	
						79 H	Canisius	1 17	132 A	Charlotte	3 9	
						79 H	Canisius	0 1	132 A	Charlotte	3 5	
									132 A	Charlotte	4 14	
									132 A	Charlotte	6 7	
									144 A	Dartmouth	7 15	
									176 H	Marist	9 5	
									176 H	Marist	1 2	
									176 H	Marist	2 3	
									182 A	Charleston So.	10 5	
									182 A	Charleston So.	3 8	
									182 A	Charleston So.	7 8	
									188 A	Holy Cross	9 4	
									200 A	Binghamton	10 3	
									213 A	Niagara	12 11	
									213 A	Niagara	3 1	
									213 A	Niagara	10 0	
			LAST 10 GAMES									
			255 A	Saint Peter's	8 2	79 H	Canisius	1 17	222 A	Army	6 7	
			255 A	Saint Peter's	7 4	200 A	Binghamton	10 3	222 N	Army	10 2	
			255 A	Saint Peter's	16 4	108 H	Rider	4 6	255 A	Saint Peter's	8 2	
			79 H	Canisius	4 0	108 H	Rider	2 8	255 A	Saint Peter's	16 4	
			79 H	Canisius	0 1	108 H	Rider	7 4	255 A	Saint Peter's	7 4	

**Non-Div. I Games:**

Siena



RPI	S	Opponent	Score
263	A	Fairfield	9 3
263	A	Fairfield	7 4
263	A	Fairfield	3 4
269	H	Fordham	5 2
277	A	NJIT	11 8
279	H	Massachusetts	8 4
281	A	Fairleigh Dickinson	0 1
291	A	Iona	8 4
291	A	Iona	3 2
291	A	Iona	4 2
293	H	NYIT	10 3
293	H	NYIT	8 1

Siena



Average RPI Win: 230		WON-LOST RECORD	WINNING PCT. RANK	LAST 10 GAMES	STRENGTH OF SCHEDULE	OPP. STRENGTH OF SCHEDULE	TEAM RPI	ADJ RPI	CONF. RPI	ADJ CONF. RPI							
Average RPI Loss: 159																	
DIV. I ONLY		28-21-0	.57143	94	8-2-0	251	252	165	.49483	164	26	26					
DIV. I NON-CONF.		5-12-0	.29412	259	0-1-0	234	192	253	.4418	252	27	27					
<hr/>																	
TOTALS		RPI 1-25		RPI 26-50		W-L RECORDS		RPI 51-100		RPI 101-150		RPI 150+					
28-21-0		0-1-0		0-3-0		OVERALL		3-2-0		1-4-0		24-11-0					
11-5-0		0-0-0		0-0-0		HOME		3-1-0		0-0-0		8-4-0					
16-14-0		0-1-0		0-3-0		AWAY		0-1-0		1-3-0		15-6-0					
1-2-0		0-0-0		0-0-0		NEUTRAL		0-0-0		0-1-0		1-1-0					
5-12-0		0-1-0		0-3-0		NON-CONFERENCE		0-1-0		0-1-0		5-6-0					
1-2-0		0-0-0		0-0-0		HOME		0-0-0		0-0-0		1-2-0					
3-8-0		0-1-0		0-0-		AWAY		0-1-0		0-0-0		3-3-0					
1-2-0		0-0-0		0-0-0		NEUTRAL		0-0-0		0-1-0		1-1-0					
23-9-0		0-0-0		0-0-0		CONFERENCE		3-1-0		1-3-0		19-5-0					
10-3-0		0-0-0		0-0-0		HOME		3-1-0		0-0-0		7-2-0					
13-6-0		0-0-0		0-0-0		AWAY		0-0-0		1-3-0		12-3-0					
0-0-0		0-0-0		0-0-0		NEUTRAL		0-0-0		0-0-0		0-0-0					
RPI	S	Opponent		Score		RPI	S	Opponent		Score		RPI	S	Opponent		Score	
4	A	LSU		2 10		27	A	La.-Lafayette		2 4		69	H	Bryant		4 1	
						27	A	La.-Lafayette		3 4		69	H	Bryant		3 2	
						27	A	La.-Lafayette		2 8		69	H	Bryant		2 7	
												69	H	Bryant		4 2	
												95	A	Connecticut		6 10	

Non-Div. I Games:

Sacred Heart



RPI	S	Opponent	Score	
262	H	Yale	3	2
263	A	Fairfield	7	5
269	A	Fordham	9	1
277	N	NJIT	3	6
281	H	Fairleigh Dickinson	10	3
281	H	Fairleigh Dickinson	11	4
281	H	Fairleigh Dickinson	6	3
281	H	Fairleigh Dickinson	5	2
291	H	Iona	3	6
295	A	Mt. St. Mary's	7	1
295	A	Mt. St. Mary's	9	6
295	A	Mt. St. Mary's	6	2
295	A	Mt. St. Mary's	7	5

Sacred Heart

S  
a  
c  
r  
e  
d  
H  
e  
a  
r  
t

S  
a  
c  
r  
e  
d  
H  
e  
a  
r  
t



Northwestern



RPI	S	Opponent	Score	
296	H	Chicago St.	3	1
296	H	Chicago St.	3	1

Northwestern

N  
o  
r  
t  
h  
w  
e  
s  
t  
e  
r  
n

N  
o  
r  
t  
h  
w  
e  
s  
t  
e  
r  
n



Average RPI Win: 115		WON-LOST	WINNING	LAST 10	STRENGTH OF		OPP. STRENGTH	TEAM	ADJ	CONF.	ADJ CONF.
Average RPI Loss: 66		RECORD	PCT. RANK	GAMES	SCHEDULE		OF SCHEDULE	RPI	RPI	RPI	RPI
DIV. I ONLY		11-37-0	.22917	283	5-5-0		9	27	166	.49335	166
DIV. I NON-CONF.		8-14-0	.36364	216	2-1-0		88	240	165	.49001	165
TOTALS		RPI 1-25	RPI 26-50		W-L RECORDS		RPI 51-100		RPI 101-150		RPI 150+
11-37-0		3-17-0	0-4-0		OVERALL		3-6-0		3-6-0		2-4-0
4-10-0		3-9-0	0-0-0		HOME		0-0-0		0-1-0		1-0-0
5-20-0		0-8-0	0-3-0		AWAY		3-6-0		2-2-0		0-1-0
2-7-0		0-0-0	0-1-0		NEUTRAL		0-0-0		1-3-0		1-3-0
8-14-0		0-0-0	0-1-0		NON-CONFERENCE		3-3-0		3-6-0		2-4-0
1-1-0		0-0-0	0-0-0		HOME		0-0-0		0-1-0		1-0-0
5-6-0		0-0-0	0-0-		AWAY		3-3-0		2-2-0		0-1-0
2-7-0		0-0-0	0-1-0		NEUTRAL		0-0-0		1-3-0		1-3-0
3-23-0		3-17-0	0-3-0		CONFERENCE		0-3-0		0-0-0		0-0-0
3-9-0		3-9-0	0-0-0		HOME		0-0-0		0-0-0		0-0-0
0-14-0		0-8-0	0-3-0		AWAY		0-3-0		0-0-0		0-0-0
0-0-0		0-0-0	0-0-0		NEUTRAL		0-0-0		0-0-0		0-0-0
RPI S	Opponent	Score	RPI S	Opponent	Score	RPI S	Opponent	Score	RPI S	Opponent	Score
2 A	North Carolina	0 11	35 A	Wake Forest	1 5	65 A	South Fla.	10 4	123 A	Northeastern	2 4
2 A	North Carolina	2 5	35 A	Wake Forest	9 10	65 A	South Fla.	4 9	123 A	Northeastern	1 10
5 A	Florida St.	0 4	35 A	Wake Forest	2 9	67 A	Duke	4 7	143 N	VCU	1 4
5 A	Florida St.	4 9	37 N	Illinois	2 5	67 A	Duke	0 6	144 A	Dartmouth	9 5
5 A	Florida St.	1 9				67 A	Duke	0 13	145 N	Georgia St.	6 7
7 H	North Carolina St.	2 3				69 A	Bryant	2 13	145 N	Georgia St.	4 5
7 H	North Carolina St.	5 6				74 A	East Carolina	1 2	145 N	Georgia St.	2 0
7 H	North Carolina St.	2 6				84 A	Elon	7 6	148 A	Rhode Island	8 7
12 H	Clemson	5 7				95 A	Connecticut	7 4	148 H	Rhode Island	2 3
12 H	Clemson	2 9							155 N	St. John's (NY)	5 9
12 H	Clemson	0 1							176 N	Marist	3 9
13 H	Virginia Tech	5 7							267 H	Harvard	8 6
13 H	Virginia Tech	0 1							267 N	Harvard	7 2
13 H	Virginia Tech	5 3							278 N	Ohio	1 8
18 A	Georgia Tech	5 12							279 A	Massachusetts	6 11
18 A	Georgia Tech	1 9									
18 A	Georgia Tech	3 11									
20 H	Miami (FL)	3 2									
20 H	Miami (FL)	1 0									
20 H	Miami (FL)	0 5									
LAST 10 GAMES											
	13 H	Virginia Tech	5	3		20 H	Miami (FL)	3	2		
	13 H	Virginia Tech	5	7		20 H	Miami (FL)	0	5		
	13 H	Virginia Tech	0	1		20 H	Miami (FL)	1	0		
	148 A	Rhode Island	8	7		155 N	St. John's (NY)	5	9		
	267 N	Harvard	7	2		35 A	Wake Forest	9	10		

Non-Div. I Games:

Boston College



Average RPI Win: 225		WON-LOST RECORD		WINNING PCT. RANK		LAST 10 GAMES		STRENGTH OF SCHEDULE		OPP. STRENGTH OF SCHEDULE		TEAM RPI		ADJ RPI		CONF. RPI		ADJ CONF. RPI	
DIV. I ONLY		22-21-1		.51136 141		5-5-0		210		258		167		.49329 167		24		23	
DIV. I NON-CONF.		7-9-1		.44118 184		0-1-0		99		273		112		.51529 112		23		23	
TOTALS		RPI 1-25		RPI 26-50		W-L RECORDS		RPI 51-100		RPI 101-150		RPI 150+							
22-21-1		0-3-0		0-0-0		OVERALL		0-2-0		2-4-0		20-12-1							
9-4-0		0-0-0		0-0-0		HOME		0-0-0		1-2-0		8-2-0							
13-15-1		0-3-0		0-0-0		AWAY		0-0-0		1-2-0		12-10-1							
0-2-0		0-0-0		0-0-0		NEUTRAL		0-2-0		0-0-0		0-0-0							
7-9-1		0-3-0		0-0-0		NON-CONFERENCE		0-2-0		0-0-0		7-4-1							
0-1-0		0-0-0		0-0-0		HOME		0-0-0		0-0-0		0-1-0							
7-6-1		0-3-0		0-0-		AWAY		0-0-0		0-0-0		7-3-1							
0-2-0		0-0-0		0-0-0		NEUTRAL		0-2-0		0-0-0		0-0-0							
15-12-0		0-0-0		0-0-0		CONFERENCE		0-0-0		2-4-0		13-8-0							
9-3-0		0-0-0		0-0-0		HOME		0-0-0		1-2-0		8-1-0							
6-9-0		0-0-0		0-0-0		AWAY		0-0-0		1-2-0		5-7-0							
0-0-0		0-0-0		0-0-0		NEUTRAL		0-0-0		0-0-0		0-0-0							
RPI	S	Opponent		Score		RPI	S	Opponent		Score		RPI	S	Opponent		Score			
11	A	South Carolina		3	8							79	N	Canisius		4	12		
11	A	South Carolina		1	14							79	N	Canisius		2	8		
11	A	South Carolina		4	6									150 A Maine		7	6		
														150 A Maine		1	4		
														150 A Maine		4	7		
														150 H Maine		6	8		
														150 H Maine		4	3		
														150 H Maine		3	7		
														155 A St. John's (NY)		8	6		
														176 A Marist		5	4		
														176 A Marist		6	6		
														183 A Cornell		4	5		
														183 A Cornell		4	1		
														192 H Central Conn. St.		1	10		
														200 A Binghamton		3	4		
														200 A Binghamton		1	4		
														200 A Binghamton		5	3		
														209 A UNC Greensboro		8	9		
														209 A UNC Greensboro		8	5		
														209 A UNC Greensboro		0	9		
														216 A Manhattan		11	5		
														220 A Hartford		9	6		
														220 A Hartford		5	15		
														220 A Hartford		1	3		
														220 H Hartford		10	9		
														220 H Hartford		23	8		
														220 H Hartford		5	11		
														226 A Stony Brook		7	4		
														226 A Stony Brook		3	5		
LAST 10 GAMES						LAST 10 GAMES						LAST 10 GAMES							
				</															

Non-Div. I Games:

Albany (NY)



RPI	S	Opponent	Score	
226	A	Stony Brook	7	8
226	H	Stony Brook	4	3
226	H	Stony Brook	9	6
226	H	Stony Brook	5	4
272	A	UMBC	5	2
272	A	UMBC	13	1
272	A	UMBC	3	4
272	H	UMBC	1	0
272	H	UMBC	5	0
272	H	UMBC	10	1
293	A	NYIT	3	2
293	A	NYIT	2	0

Albany (NY)

A  
l  
b  
a  
n  
y  
(  
N  
Y  
)

A  
l  
b  
a  
n  
y  
(  
N  
Y  
)



Average RPI Win: 188		WON-LOST	WINNING	LAST 10	STRENGTH OF		OPP. STRENGTH	TEAM	ADJ	CONF.	ADJ CONF.
Average RPI Loss: 140		RECORD	PCT. RANK	GAMES	SCHEDULE		OF SCHEDULE	RPI	RPI	RPI	RPI
DIV. I ONLY		18-26-0	.40909	210	5-4-0		112	225	168	.49319	168
DIV. I NON-CONF.		9-10-0	.47368	158	1-0-0		30	211	64	.5428	64
TOTALS		RPI 1-25	RPI 26-50		W-L RECORDS		RPI 51-100		RPI 101-150		RPI 150+
18-26-0	0-1-0	2-4-0		OVERALL		4-6-0		0-5-0		12-10-0	
7-5-0	0-0-0	0-2-0		HOME		1-0-0		0-0-0		6-3-0	
10-18-0	0-1-0	2-2-0		AWAY		3-6-0		0-4-0		5-5-0	
1-3-0	0-0-0	0-0-0		NEUTRAL		0-0-0		0-1-0		1-2-0	
9-10-0	0-1-0	2-2-0		NON-CONFERENCE		3-1-0		0-2-0		4-4-0	
2-0-0	0-0-0	0-0-0		HOME		1-0-0		0-0-0		1-0-0	
6-7-0	0-1-0	2-0-		AWAY		2-1-0		0-1-0		2-2-0	
1-3-0	0-0-0	0-0-0		NEUTRAL		0-0-0		0-1-0		1-2-0	
9-16-0	0-0-0	0-2-0		CONFERENCE		1-5-0		0-3-0		8-6-0	
5-5-0	0-0-0	0-2-0		HOME		0-0-0		0-0-0		5-3-0	
4-11-0	0-0-0	0-0-0		AWAY		1-5-0		0-3-0		3-3-0	
0-0-0	0-0-0	0-0-0		NEUTRAL		0-0-0		0-0-0		0-0-0	
RPI S	Opponent	Score		RPI S	Opponent	Score		RPI S	Opponent	Score	
1 A	Vanderbilt	3	8	28 A	Auburn	11	10	88 A	Illinois St.	7	2
				28 A	Auburn	7	14	88 A	Illinois St.	9	5
				28 A	Auburn	2	8	88 A	Illinois St.	3	18
				36 H	Austin Peay	3	11	88 H	Illinois St.	20	2
				36 H	Austin Peay	2	5	91 A	Belmont	3	1
				37 A	Illinois	8	4	91 A	Belmont	1	2
								91 A	Belmont	3	4
								100 A	Jacksonville St.	1	2
								100 A	Jacksonville St.	2	3
								100 A	Jacksonville St.	2	5
LAST 10 GAMES				270 A	Morehead St.	6	5	206 H	Eastern Ky.	0	4
				270 A	Morehead St.	7	2	91 A	Belmont	3	4
				270 A	Morehead St.	9	7	91 A	Belmont	3	1
				161 A	Indiana St.	5	3	91 A	Belmont	1	2
				206 H	Eastern Ky.	6	10	247 H	Southeast Mo. St.	13	3
								266 A	SIU Edwardsville	0	6
								266 A	SIU Edwardsville	2	6
								266 A	SIU Edwardsville	5	7
								270 A	Morehead St.	6	5
								270 A	Morehead St.	7	2
								270 A	Morehead St.	9	7
								289 N	Alcorn	2	0

Non-Div. I Games: Benedictine-Sprngfld 14 4 Illinois Col. 8 5

Eastern Ill.



[illegible]

**Non-Div. I Games:**

Dallas Baptist



RPI	S	Opponent	Score	
249	H	Louisiana Tech	2	5
249	H	Louisiana Tech	5	0
249	H	Louisiana Tech	1	4
271	A	San Jose St.	13	3
271	A	San Jose St.	1	8
271	A	San Jose St.	6	1
298	H	Mississippi Val.	24	3
298	H	Mississippi Val.	8	1
298	H	Mississippi Val.	18	1

Dallas Baptist

D  
a  
l  
l  
a  
s  
B  
a  
p  
t  
i  
s  
t

D  
a  
l  
l  
a  
s  
B  
a  
p  
t  
i  
s  
t



Average RPI Win: 189		WON-LOST RECORD		WINNING PCT. RANK		LAST 10 GAMES		STRENGTH OF SCHEDULE		OPP. STRENGTH OF SCHEDULE		TEAM RPI		ADJ RPI		CONF. RPI		ADJ CONF. RPI	
DIV. I ONLY		26-26-0		.5 148		4-6-0		186		88		170		.49111 170		12		12	
DIV. I NON-CONF.		15-11-0		.57692 93		1-1-0		247		87		178		.48732 177		12		12	
TOTALS		RPI 1-25		RPI 26-50		W-L RECORDS		RPI 51-100		RPI 101-150		RPI 150+							
26-26-0		0-2-0		0-6-0		OVERALL		4-12-0		4-2-0		18-4-0							
17-11-0		0-0-0		0-3-0		HOME		1-3-0		1-2-0		15-3-0							
8-14-0		0-2-0		0-3-0		AWAY		3-9-0		3-0-0		2-0-0							
1-1-0		0-0-0		0-0-0		NEUTRAL		0-0-0		0-0-0		1-1-0							
15-11-0		0-2-0		0-6-0		NON-CONFERENCE		1-1-0		0-0-0		14-2-0							
12-4-0		0-0-0		0-3-0		HOME		1-0-0		0-0-0		11-1-0							
2-6-0		0-2-0		0-0-		AWAY		0-1-0		0-0-0		2-0-0							
1-1-0		0-0-0		0-0-0		NEUTRAL		0-0-0		0-0-0		1-1-0							
11-15-0		0-0-0		0-0-0		CONFERENCE		3-11-0		4-2-0		4-2-0							
5-7-0		0-0-0		0-0-0		HOME		0-3-0		1-2-0		4-2-0							
6-8-0		0-0-0		0-0-0		AWAY		3-8-0		3-0-0		0-0-0							
0-0-0		0-0-0		0-0-0		NEUTRAL		0-0-0		0-0-0		0-0-0							
RPI S	Opponent	Score		RPI S	Opponent	Score		RPI S	Opponent	Score		RPI S	Opponent	Score					
10 A	Mississippi St.	1	8	28 A	Auburn	3	9	57 A	Western Caro.	7	21	112 A	Furman	9	4				
10 A	Mississippi St.	2	8	28 H	Auburn	2	6	57 A	Western Caro.	2	5	112 A	Furman	9	1				
				39 A	Troy	2	8	57 A	Western Caro.	8	9	112 A	Furman	16	6				
				39 H	Troy	4	15	78 A	Citadel	1	2	119 H	Ga. Southern	6	2				
				43 A	Alabama	4	5	78 A	Citadel	14	8	119 H	Ga. Southern	14	18				
				43 H	Alabama	7	15	78 A	Citadel	3	12	119 H	Ga. Southern	3	6				
								81 H	Col. of Charleston	0	10	178 H	Purdue	8	0				
								81 H	Col. of Charleston	7	13	178 H	Purdue	4	1				
								81 H	Col. of Charleston	7	9	178 H	Purdue	13	6				
								84 A	Elon	7	8	178 N	Purdue	4	9				
								84 A	Elon	6	4	178 N	Purdue	6	3				
								84 A	Elon	8	10	189 A	UAB	4	3				
								92 A	Appalachian St.	19	2	189 H	UAB	11	4				
								92 A	Appalachian St.	5	10	209 H	UNC Greensboro	3	8				
								100 A	Jacksonville St.	11	12	209 H	UNC Greensboro	6	7				
								100 H	Jacksonville St.	12	2	209 H	UNC Greensboro	15	9				
												228 H	Wofford	3	2				
												228 H	Wofford	3	2				
												228 H	Wofford	8	4				
												254 H	Youngstown St.	17	3				
												254 H	Youngstown St.	5	3				
												254 H	Youngstown St.	4	6				
												254 H	Youngstown St.	13	0				
												260 H	Ark.-Pine Bluff	17	9				
												260 H	Ark.-Pine Bluff	8	2				
												260 H	Ark.-Pine Bluff	7	1				
												294 A	Alabama A&M	7	6				
				LAST 10 GAMES															
				84 A	Elon	6	4	209 H	UNC Greensboro	3	8	254 H	Youngstown St.	13	0				
				84 A	Elon	7	8	209 H	UNC Greensboro	15	9	260 H	Ark.-Pine Bluff	17	9				
				84 A	Elon	8	10	189 A	UAB	4	3	260 H	Ark.-Pine Bluff	8	2				
				28 A	Auburn	3	9	92 A	Appalachian St.	19	2	260 H	Ark.-Pine Bluff	7	1				
				209 H	UNC Greensboro	6	7	92 A	Appalachian St.	5	10	294 A	Alabama A&M	7	6				

Non-Div. I Games:

Samford



Samford



Average RPI Win: 220		WON-LOST RECORD	WINNING PCT. RANK	LAST 10 GAMES	STRENGTH OF SCHEDULE	OPP. STRENGTH OF SCHEDULE	TEAM RPI	ADJ RPI		CONF. RPI	ADJ CONF. RPI			
Average RPI Loss: 143														
DIV. I ONLY		21-24-0	.46667 182	3-6-0	196	232	171	.49016	171	20	20			
DIV. I NON-CONF.		10-14-0	.41667 197	0-1-0	202	253	180	.48645	178	24	24			
<hr/>														
TOTALS		RPI 1-25	RPI 26-50		W-L RECORDS		RPI 51-100		RPI 101-150		RPI 150+			
21-24-0		0-3-0	0-0-0		OVERALL		1-4-0		5-10-0		15-7-0			
5-6-0		0-1-0	0-0-0		HOME		0-0-0		1-5-0		4-0-0			
14-15-0		0-2-0	0-0-0		AWAY		1-4-0		4-5-0		9-4-0			
2-3-0		0-0-0	0-0-0		NEUTRAL		0-0-0		0-0-0		2-3-0			
10-14-0		0-3-0	0-0-0		NON-CONFERENCE		1-4-0		1-2-0		8-5-0			
1-1-0		0-1-0	0-0-0		HOME		0-0-0		0-0-0		1-0-0			
7-10-0		0-2-0	0-0-		AWAY		1-4-0		1-2-0		5-2-0			
2-3-0		0-0-0	0-0-0		NEUTRAL		0-0-0		0-0-0		2-3-0			
11-10-0		0-0-0	0-0-0		CONFERENCE		0-0-0		4-8-0		7-2-0			
4-5-0		0-0-0	0-0-0		HOME		0-0-0		1-5-0		3-0-0			
7-5-0		0-0-0	0-0-0		AWAY		0-0-0		3-3-0		4-2-0			
0-0-0		0-0-0	0-0-0		NEUTRAL		0-0-0		0-0-0		0-0-0			
RPI	S	Opponent	Score		RPI	S	Opponent	Score		RPI	S	Opponent	Score	
15	A	Indiana	2	12						104	H	Saint Louis	5	10
15	A	Indiana	2	5						104	H	Saint Louis	3	6
15	H	Indiana	3	10						104	H	Saint Louis	5	7
										132	A	Charlotte	2	4
										132	A	Charlotte	0	5
										132	A	Charlotte	1	6
										143	A	VCU	4	3
										143	A	VCU	7	4
										143	A	VCU	6	4
										145	A	Georgia St.	10	8
										145	A	Georgia St.	9	17
										145	A	Georgia St.	7	12
										148	H	Rhode Island	3	8
										148	H	Rhode Island	1	17
										148	H	Rhode Island	5	4
										178	A	Purdue	8	4
										191	N	Eastern Mich.	9	10
										191	N	Eastern Mich.	9	2
										203	A	Lipscomb	8	9
										203	A	Lipscomb	24	9
										203	A	Lipscomb	11	2
LAST 10 GAMES										242	A	St. Bonaventure	1	3
					148	H	Rhode Island	1	17	132	A	Charlotte	2	4
					148	H	Rhode Island	3	8	132	A	Charlotte	1	6
					148	H	Rhode Island	5	4	269	H	Fordham	4	1
					284	A	IPFW	1	4	269	H	Fordham	8	7
					132	A	Charlotte	0	5	269	H	Fordham	7	2

Non-Div. I Games:      Bellarmine      7      4      Wabash      10      2      Earlham      6      4      Butler



Butler

RPI	S	Opponent	Score	
283	A	Northern Ky.	8	3
283	A	Northern Ky.	6	2
283	H	Northern Ky.	3	2
284	A	IPFW	1	4
284	N	IPFW	1	2
284	N	IPFW	1	0
284	N	IPFW	3	4
286	A	Dayton	7	2
286	A	Dayton	9	4
286	A	Dayton	8	4

Butler

Butler



Average RPI Win: 108		WON-LOST	WINNING	LAST 10	STRENGTH OF		OPP. STRENGTH	TEAM	ADJ		CONF.	ADJ CONF.
Average RPI Loss: 72		RECORD	PCT. RANK	GAMES	SCHEDULE		OF SCHEDULE	RPI	RPI		RPI	RPI
DIV. I ONLY		12-33-0	.26667	276	4		91	172	.48726		172	7
DIV. I NON-CONF.		5-18-0	.21739	271	3		99	204	.47355		204	5
TOTALS		RPI 1-25	RPI 26-50		W-L RECORDS		RPI 51-100		RPI 101-150		RPI 150+	
12-33-0		1-7-0	1-6-0		OVERALL		5-16-0		3-1-0		2-3-0	
7-19-0		1-6-0	0-4-0		HOME		3-8-0		3-1-0		0-0-0	
4-12-0		0-1-0	1-2-0		AWAY		1-7-0		0-0-0		2-2-0	
1-2-0		0-0-0	0-0-0		NEUTRAL		1-1-0		0-0-0		0-1-0	
5-18-0		0-5-0	0-4-0		NON-CONFERENCE		2-6-0		3-1-0		0-2-0	
4-12-0		0-4-0	0-4-0		HOME		1-3-0		3-1-0		0-0-0	
0-4-0		0-1-0	0-0-		AWAY		0-2-0		0-0-0		0-1-0	
1-2-0		0-0-0	0-0-0		NEUTRAL		1-1-0		0-0-0		0-1-0	
7-15-0		1-2-0	1-2-0		CONFERENCE		3-10-0		0-0-0		2-1-0	
3-7-0		1-2-0	0-0-0		HOME		2-5-0		0-0-0		0-0-0	
4-8-0		0-0-0	1-2-0		AWAY		1-5-0		0-0-0		2-1-0	
0-0-0		0-0-0	0-0-0		NEUTRAL		0-0-0		0-0-0		0-0-0	
RPI S	Opponent	Score	RPI S	Opponent	Score	RPI S	Opponent	Score	RPI S	Opponent	Score	
8 H	Oregon	0 3	32 A	Cal Poly	2 3	55 H	UC Santa Barbara	6 4	129 H	Wichita St.	7 0	
8 H	Oregon	4 5	32 A	Cal Poly	3 8	55 H	UC Santa Barbara	6 2	129 H	Wichita St.	2 6	
8 H	Oregon	5 9	32 A	Cal Poly	7 6	55 H	UC Santa Barbara	4 10	129 H	Wichita St.	7 3	
8 H	Oregon	2 4	46 H	Rice	5 7	55 H	UC Santa Barbara	6 7	129 H	Wichita St.	6 1	
9 H	Cal St. Fullerton	4 3	46 H	Rice	1 3	63 A	UC Irvine	1 4	224 A	Fresno St.	6 8	
9 H	Cal St. Fullerton	0 5	46 H	Rice	0 2	63 A	UC Irvine	1 4	238 N	Bradley	5 6	
9 H	Cal St. Fullerton	0 3	46 H	Rice	0 5	63 A	UC Irvine	0 9	246 A	Pacific	5 6	
16 A	UCLA	1 5				71 A	UNLV	4 12	246 A	Pacific	4 3	
						71 A	UNLV	1 14	246 A	Pacific	5 2	
						77 H	Cal St. Northridge	4 9				
						77 H	Cal St. Northridge	5 10				
						77 H	Cal St. Northridge	1 4				
						83 N	Loyola Marymount	0 9				
						83 N	Loyola Marymount	8 3				
						93 H	Gonzaga	1 3				
						93 H	Gonzaga	1 3				
						93 H	Gonzaga	1 7				
						93 H	Gonzaga	2 0				
						94 A	Long Beach St.	2 3				
						94 A	Long Beach St.	2 6				
LAST 10 GAMES												
			94 A	Long Beach St.	2 3							
			94 A	Long Beach St.	5 2							
			94 A	Long Beach St.	2 6							
			224 A	Fresno St.	6 8							
			246 A	Pacific	5 6							

Non-Div. I Games:

Hawaii



RPI	S	Opponent	Score	
94	A	Long Beach St.	5	2

246	A	Pacific	4	3
246	A	Pacific	5	2
9	H	Cal St. Fullerton	0	3
9	H	Cal St. Fullerton	0	5
9	H	Cal St. Fullerton	4	3

H  
a  
w  
a  
i  
i

H  
a  
w  
a  
i  
i



Average RPI Win:	201	WON-LOST RECORD	WINNING PCT. RANK	LAST 10 GAMES	STRENGTH OF SCHEDULE	OPP. STRENGTH OF SCHEDULE	TEAM RPI	ADJ RPI	CONF. RPI	ADJ CONF. RPI					
DIV. I ONLY		24-23-1	.51042	143	5-5-0	198	145	173	.48725	173	13	13			
DIV. I NON-CONF.		15-12-1	.55357	107	3-2-0	251	185	203	.47375	203	14	14			
<hr/>															
TOTALS	RPI 1-25	RPI 26-50		W-L RECORDS		RPI 51-100		RPI 101-150		RPI 150+					
24-23-1	1-3-0	2-6-0		OVERALL		0-3-0		2-2-0		19-9-1					
16-8-1	0-0-0	1-2-0		HOME		0-2-0		0-0-0		15-4-1					
6-13-0	0-3-0	1-2-0		AWAY		0-1-0		2-2-0		3-5-0					
2-2-0	1-0-0	0-2-0		NEUTRAL		0-0-0		0-0-0		1-0-0					
15-12-1	1-3-0	0-2-0		NON-CONFERENCE		0-3-0		1-0-0		13-4-1					
11-5-1	0-0-0	0-0-0		HOME		0-2-0		0-0-0		11-3-1					
2-5-0	0-3-0	0-0-		AWAY		0-1-0		1-0-0		1-1-0					
2-2-0	1-0-0	0-2-0		NEUTRAL		0-0-0		0-0-0		1-0-0					
9-11-0	0-0-0	2-4-0		CONFERENCE		0-0-0		1-2-0		6-5-0					
5-3-0	0-0-0	1-2-0		HOME		0-0-0		0-0-0		4-1-0					
4-8-0	0-0-0	1-2-0		AWAY		0-0-0		1-2-0		2-4-0					
0-0-0	0-0-0	0-0-0		NEUTRAL		0-0-0		0-0-0		0-0-0					
RPI	S	Opponent	Score	RPI	S	Opponent	Score	RPI	S	Opponent	Score				
2	A	North Carolina	0 12	29	H	Campbell	4 0	57	A	Western Caro.	6 9	112	A	Furman	6 1
11	N	South Carolina	7 6	29	H	Campbell	10 11	57	H	Western Caro.	2 5	124	A	High Point	4 3
12	A	Clemson	1 4	29	H	Campbell	1 7	74	H	East Carolina	7 9	124	A	High Point	1 3
25	A	UNC Wilmington	6 7	35	N	Wake Forest	7 8					124	A	High Point	4 5
				41	A	Coastal Caro.	3 4					152	A	Longwood	2 6
				41	A	Coastal Caro.	1 4					152	A	Longwood	5 6
				41	A	Coastal Caro.	6 3					152	A	Longwood	1 2
				50	N	San Diego	0 5					182	H	Charleston So.	7 3
												182	H	Charleston So.	3 2
												182	H	Charleston So.	4 2
												195	H	UNC Asheville	6 7
												195	H	UNC Asheville	5 1
												208	A	USC Upstate	2 9
												208	H	USC Upstate	4 1
												215	A	Winthrop	7 4
												215	A	Winthrop	5 1
												215	A	Winthrop	2 4
												226	N	Stony Brook	4 0
												250	H	N.C. Central	8 1
												250	H	N.C. Central	3 2
												253	H	Air Force	4 3
												253	H	Air Force	4 3
												253	H	Air Force	7 6
												270	H	Morehead St.	3 5
												270	H	Morehead St.	3 2
												270	H	Morehead St.	3 2
												270	H	Morehead St.	7 0



RPI	S	Opponent	Score	
276	A	N.C. A&T	16	5
276	H	N.C. A&T	1	5
276	H	N.C. A&T	4	3
276	H	N.C. A&T	5	6
286	H	Dayton	8	3
286	H	Dayton	0	0

Gardner-Webb

G  
a  
r  
d  
n  
e  
r  
-  
W  
e  
b  
b

G  
a  
r  
d  
n  
e  
r  
-  
W  
e  
b  
b



Average RPI Win: 158		WON-LOST	WINNING	LAST 10	STRENGTH OF		OPP. STRENGTH	TEAM	ADJ	CONF.	ADJ CONF.
Average RPI Loss: 83		RECORD	PCT. RANK	GAMES	SCHEDULE		OF SCHEDULE	RPI	RPI	RPI	RPI
DIV. I ONLY		17-32-0	.34694	247	4-6-0		56	76	174	.48704	174
DIV. I NON-CONF.		9-19-0	.32143	241	1-2-0		15	38	143	.49849	143
TOTALS		RPI 1-25	RPI 26-50		W-L RECORDS		RPI 51-100		RPI 101-150		RPI 150+
17-32-0		0-11-0	0-3-0		OVERALL		6-10-0		4-1-0		7-7-0
11-11-0		0-3-0	0-0-0		HOME		3-3-0		3-1-0		5-4-0
6-20-0		0-7-0	0-3-0		AWAY		3-7-0		1-0-0		2-3-0
0-1-0		0-1-0	0-0-0		NEUTRAL		0-0-0		0-0-0		0-0-0
9-19-0		0-11-0	0-0-0		NON-CONFERENCE		1-3-0		4-1-0		4-4-0
5-8-0		0-3-0	0-0-0		HOME		0-0-0		3-1-0		2-4-0
4-10-0		0-7-0	0-0-0		AWAY		1-3-0		1-0-0		2-0-0
0-1-0		0-1-0	0-0-0		NEUTRAL		0-0-0		0-0-0		0-0-0
8-13-0		0-0-0	0-3-0		CONFERENCE		5-7-0		0-0-0		3-3-0
6-3-0		0-0-0	0-0-0		HOME		3-3-0		0-0-0		3-0-0
2-10-0		0-0-0	0-3-0		AWAY		2-4-0		0-0-0		0-3-0
0-0-0		0-0-0	0-0-0		NEUTRAL		0-0-0		0-0-0		0-0-0
RPI S	Opponent	Score	RPI S	Opponent	Score	RPI S	Opponent	Score	RPI S	Opponent	Score
6 A	Oregon St.	5 7	50 A	San Diego	3 15	52 A	BYU	7 11	110 A	Washington	4 2
6 H	Oregon St.	1 5	50 A	San Diego	5 22	52 A	BYU	6 7	135 H	UC Riverside	4 2
6 N	Oregon St.	3 4	50 A	San Diego	2 10	52 A	BYU	8 4	135 H	UC Riverside	2 0
8 A	Oregon	1 5				56 A	San Francisco	1 2	135 H	UC Riverside	1 5
8 A	Oregon	1 3				56 A	San Francisco	1 2	147 H	Washington St.	7 5
8 H	Oregon	1 4				56 A	San Francisco	5 1	204 H	Utah Valley	7 3
8 H	Oregon	7 11				63 A	UC Irvine	2 0	204 H	Utah Valley	6 7
10 A	Mississippi St.	0 6				63 A	UC Irvine	7 8	204 H	Utah Valley	1 3
10 A	Mississippi St.	1 2				63 A	UC Irvine	1 3	233 A	Seattle	6 4
10 A	Mississippi St.	1 16				63 A	UC Irvine	1 10	233 A	Seattle	13 6
10 A	Mississippi St.	1 7				83 H	Loyola Marymount	3 2	233 H	Seattle	1 0
						83 H	Loyola Marymount	2 1	233 H	Seattle	4 8
						83 H	Loyola Marymount	8 3	233 H	Seattle	3 9
						93 H	Gonzaga	4 5	243 A	St. Mary's (CA)	2 14
						93 H	Gonzaga	1 4	243 A	St. Mary's (CA)	0 4
						93 H	Gonzaga	1 2	243 A	St. Mary's (CA)	3 4
									280 H	Santa Clara	2 1
									280 H	Santa Clara	10 3
									280 H	Santa Clara	7 6
LAST 10 GAMES						83 H	Loyola Marymount	2 1			
						83 H	Loyola Marymount	3 2			
						83 H	Loyola Marymount	8 3			
						8 H	Oregon	7 11			
						243 A	St. Mary's (CA)	2 14			

Non-Div. I Games:

Portland



Average RPI Win:	186	WON-LOST	WINNING	LAST 10	STRENGTH OF	OPP. STRENGTH	TEAM	ADJ	CONF.	ADJ CONF.		
Average RPI Loss:	124	RECORD	PCT. RANK	GAMES	SCHEDULE	OF SCHEDULE	RPI	RPI	RPI	RPI		
DIV. I ONLY		24-27-0	.47059	174	4-6-0	199	150	175	.48626	175	15	15
DIV. I NON-CONF.		18-15-0	.54545	116	1-4-0	227	136	139	.50003	138	16	16
<hr/>												
TOTALS	RPI 1-25	RPI 26-50		W-L RECORDS		RPI 51-100		RPI 101-150		RPI 150+		
24-27-0	0-0-0	1-8-0		OVERALL		4-2-0		3-5-0		16-12-0		
14-7-0	0-0-0	1-2-0		HOME		1-0-0		3-5-0		9-0-0		
10-19-0	0-0-0	0-5-0		AWAY		3-2-0		0-0-0		7-12-0		
0-1-0	0-0-0	0-1-0		NEUTRAL		0-0-0		0-0-0		0-0-0		
18-15-0	0-0-0	1-5-0		NON-CONFERENCE		4-2-0		1-1-0		12-7-0		
12-3-0	0-0-0	1-2-0		HOME		1-0-0		1-1-0		9-0-0		
6-11-0	0-0-0	0-0-		AWAY		3-2-0		0-0-0		3-7-0		
0-1-0	0-0-0	0-1-0		NEUTRAL		0-0-0		0-0-0		0-0-0		
6-12-0	0-0-0	0-3-0		CONFERENCE		0-0-0		2-4-0		4-5-0		
2-4-0	0-0-0	0-0-0		HOME		0-0-0		2-4-0		0-0-0		
4-8-0	0-0-0	0-3-0		AWAY		0-0-0		0-0-0		4-5-0		
0-0-0	0-0-0	0-0-0		NEUTRAL		0-0-0		0-0-0		0-0-0		
RPI	S	Opponent	Score	RPI	S	Opponent	Score	RPI	S	Opponent	Score	
				36	A	Austin Peay	8 11	54	A	Middle Tenn.	4 2	
				36	H	Austin Peay	10 9	54	A	Middle Tenn.	2 4	
				37	A	Illinois	7 11	91	H	Belmont	2 1	
				37	H	Illinois	5 7	100	A	Jacksonville St.	12 4	
				37	H	Illinois	1 4	100	A	Jacksonville St.	12 6	
				37	N	Illinois	1 2	100	A	Jacksonville St.	4 5	
				48	A	Creighton	3 4					
				48	A	Creighton	3 5					
				48	A	Creighton	1 9					
				LAST 10 GAMES								
				238	A	Bradley	8 7	178	A	Purdue	4 6	
				238	A	Bradley	9 7	91	H	Belmont	2 1	
				238	A	Bradley	6 2	37	A	Illinois	7 11	
				178	A	Purdue	5 10	129	H	Wichita St.	2 5	
				178	A	Purdue	3 5	129	H	Wichita St.	4 8	
								206	H	Eastern Ky.	6 2	
								206	H	Eastern Ky.	4 3	
								206	H	Eastern Ky.	4 1	
								211	H	Northern Ill.	8 3	
								211	H	Northern Ill.	4 2	
								211	H	Northern Ill.	3 2	

**Non-Div. I Games:**

Southern Ill.



RPI	S	Opponent	Score	
238	A	Bradley	9	7
238	A	Bradley	8	7
238	A	Bradley	6	2
247	A	Southeast Mo. St.	25	3
247	H	Southeast Mo. St.	3	2
258	A	Murray St.	8	9
258	H	Murray St.	7	2
287	A	UT Martin	8	4
287	H	UT Martin	7	6

Southern Ill.

S  
o  
u  
t  
h  
e  
r  
n  
I  
l  
l  
.

S  
o  
u  
t  
h  
e  
r  
n  
I  
l  
l  
.



Average RPI Win: 174		WON-LOST RECORD		WINNING PCT. RANK		LAST 10 GAMES		STRENGTH OF SCHEDULE		OPP. STRENGTH OF SCHEDULE		TEAM RPI		ADJ RPI		CONF. RPI		ADJ CONF. RPI	
DIV. I ONLY		26-26-0		.5 148		7-3-0		134		143		176		.48576 176		16		16	
DIV. I NON-CONF.		11-17-0		.39286 208		0-2-0		110		149		229		.45561 229		17		17	
TOTALS		RPI 1-25		RPI 26-50		W-L RECORDS		RPI 51-100		RPI 101-150		RPI 150+							
26-26-0		1-7-0		0-0-0		OVERALL		4-5-0		6-7-0		15-7-0							
20-18-0		1-4-0		0-0-0		HOME		4-3-0		6-7-0		9-4-0							
6-8-0		0-3-0		0-0-0		AWAY		0-2-0		0-0-0		6-3-0							
0-0-0		0-0-0		0-0-0		NEUTRAL		0-0-0		0-0-0		0-0-0							
11-17-0		0-5-0		0-0-0		NON-CONFERENCE		2-4-0		3-4-0		6-4-0							
11-12-0		0-2-0		0-0-0		HOME		2-2-0		3-4-0		6-4-0							
0-5-0		0-3-0		0-0-		AWAY		0-2-0		0-0-0		0-0-0							
0-0-0		0-0-0		0-0-0		NEUTRAL		0-0-0		0-0-0		0-0-0							
15-9-0		1-2-0		0-0-0		CONFERENCE		2-1-0		3-3-0		9-3-0							
9-6-0		1-2-0		0-0-0		HOME		2-1-0		3-3-0		3-0-0							
6-3-0		0-0-0		0-0-0		AWAY		0-0-0		0-0-0		6-3-0							
0-0-0		0-0-0		0-0-0		NEUTRAL		0-0-0		0-0-0		0-0-0							
RPI	S	Opponent		Score		RPI	S	Opponent		Score		RPI	S	Opponent		Score			
5	A	Florida St.		3	5					58	H	Ohio St.	3	2	107	H	East Tenn. St.	2	0
5	A	Florida St.		1	14					60	H	North Florida	0	3	107	H	East Tenn. St.	7	3
5	H	Florida St.		5	13					60	H	North Florida	9	4	107	H	East Tenn. St.	2	3
5	H	Florida St.		2	14					60	H	North Florida	7	6	127	H	Kennesaw St.	0	4
20	A	Miami (FL)		2	8					65	A	South Fla.	8	12	127	H	Kennesaw St.	0	4
24	H	Mercer		1	9					65	H	South Fla.	2	6	127	H	Kennesaw St.	5	0
24	H	Mercer		4	7					90	A	Bethune-Cookman	2	10	141	H	FIU	16	3
24	H	Mercer		6	4					90	H	Bethune-Cookman	7	2	149	H	Saint Joseph's	7	6
										95	H	Connecticut	3	9	149	H	Saint Joseph's	2	5
															149	H	Saint Joseph's	4	5
															150	H	Maine	6	3
															150	H	Maine	1	7
															150	H	Maine	4	16
															190	H	Central Mich.	5	6
															196	H	Princeton	2	1
															196	H	Princeton	7	6
															196	H	Princeton	1	2
															196	H	Princeton	7	6
															198	A	Jacksonville	8	1
															198	A	Jacksonville	9	8
															198	A	Jacksonville	7	9
															203	A	Lipscomb	4	6
															203	A	Lipscomb	4	0
															203	A	Lipscomb	6	5
															208	A	USC Upstate	6	8
															208	A	USC Upstate	10	2
															208	A	USC Upstate	6	2
				LAST 10 GAMES															
				283	H	Northern Ky.	7	6	60	H	North Florida	7	6						
				283	H	Northern Ky.	8	2	60	H	North Florida	0	3						
				283	H	Northern Ky.	3	2	60	H	North Florida	9	4						
				5	H	Florida St.	2	14	203	A	Lipscomb	6	5						
				5	H	Florida St.	5	13	203	A	Lipscomb	4	0						

Non-Div. I Games:

Stetson



Stetson



Average RPI Win: 214		WON-LOST RECORD		WINNING PCT. RANK		LAST 10 GAMES		STRENGTH OF SCHEDULE		OPP. STRENGTH OF SCHEDULE		TEAM RPI		ADJ RPI		CONF. RPI		ADJ CONF. RPI	
DIV. I ONLY		25-21-1		.54255 116		5-5-0		272		203		176		.48576 176		22		22	
DIV. I NON-CONF.		10-15-1		.40385 203		1-4-0		259		131		213		.4658 213		22		22	
TOTALS		RPI 1-25		RPI 26-50		W-L RECORDS		RPI 51-100		RPI 101-150		RPI 150+							
25-21-1		0-2-0		0-1-0		OVERALL		1-3-0		2-2-0		22-13-1							
11-3-1		0-0-0		0-0-0		HOME		0-0-0		0-0-0		11-3-1							
13-17-0		0-2-0		0-1-0		AWAY		1-3-0		2-2-0		10-9-0							
1-1-0		0-0-0		0-0-0		NEUTRAL		0-0-0		0-0-0		1-1-0							
10-15-1		0-2-0		0-1-0		NON-CONFERENCE		0-1-0		2-2-0		8-9-1							
3-2-1		0-0-0		0-0-0		HOME		0-0-0		0-0-0		3-2-1							
6-12-0		0-2-0		0-0-		AWAY		0-1-0		2-2-0		4-6-0							
1-1-0		0-0-0		0-0-0		NEUTRAL		0-0-0		0-0-0		1-1-0							
15-6-0		0-0-0		0-0-0		CONFERENCE		1-2-0		0-0-0		14-4-0							
8-1-0		0-0-0		0-0-0		HOME		0-0-0		0-0-0		8-1-0							
7-5-0		0-0-0		0-0-0		AWAY		1-2-0		0-0-0		6-3-0							
0-0-0		0-0-0		0-0-0		NEUTRAL		0-0-0		0-0-0		0-0-0							
RPI S	Opponent		Score		RPI S	Opponent		Score		RPI S	Opponent		Score		RPI S	Opponent		Score	
13 A	Virginia Tech		6	7	26 A	Maryland		3	9	79 A	Canisius		1	2	107 A	East Tenn. St.		8	9
13 A	Virginia Tech		6	7						79 A	Canisius		11	6	107 A	East Tenn. St.		13	2
										79 A	Canisius		4	10	107 A	East Tenn. St.		0	3
										84 A	Elon		3	11	149 A	Saint Joseph's		6	4
															163 A	Siena		2	1
															163 A	Siena		5	9
															163 A	Siena		3	2
															166 N	Boston College		9	3
															167 H	Albany (NY)		4	5
															167 H	Albany (NY)		6	6
															182 A	Charleston So.		0	9
															182 A	Charleston So.		2	1
															188 H	Holy Cross		17	5
															200 A	Binghamton		9	2
															200 H	Binghamton		9	11
															209 A	UNC Greensboro		4	9
															209 A	UNC Greensboro		7	3
															209 A	UNC Greensboro		5	6
															213 H	Niagara		5	2
															213 H	Niagara		4	3
															213 H	Niagara		6	2
															216 A	Manhattan		2	3
															216 A	Manhattan		16	1
															216 A	Manhattan		0	2
															222 N	Army		3	10
															226 H	Stony Brook		12	6
															255 A	Saint Peter's		7	6
LAST 10 GAMES																			
13 A	Virginia Tech		6	7	282 A	Brown		3	4	216 A	Manhattan		16	1					
13 A	Virginia Tech		6	7	282 A	Brown		7	10	216 A	Manhattan		0	2					
255 A	Saint Peter's		7	6	200 A	Binghamton		9	2	222 N	Army		3	10					
255 A	Saint Peter's		15	3	79 A	Canisius		11	6	226 H	Stony Brook		12	6					
255 A	Saint Peter's		11	3	79 A	Canisius		4	10	255 A	Saint Peter's		7	6					

Non-Div. I Games:

Marist



RPI	S	Opponent	Score	
255	A	Saint Peter's	15	3
255	A	Saint Peter's	11	3
256	A	Villanova	1	0
256	A	Villanova	3	4
263	H	Fairfield	6	3
263	H	Fairfield	4	2
263	H	Fairfield	4	2
269	H	Fordham	7	1
282	A	Brown	7	10
282	A	Brown	3	4
291	H	Iona	14	4
291	H	Iona	1	6
291	H	Iona	10	1

Marist

M  
a  
r  
i  
s  
t

M  
a  
r  
i  
s  
t



P  
u  
r  
d  
u  
e

Purdue



RPI	S	Opponent	Score	
245	A	Cincinnati	7	4

Purdue

P  
u  
r  
d  
u  
e

P  
u  
r  
d  
u  
e



**Non-Div. I Games:**

Tie, Loss, Non-Conf,S Site, H Home, A Away, N Neutral Page 287



RPI	S	Opponent	Score	
232	A	Akron	7	2
232	A	Akron	2	1
232	A	Akron	9	10
240	N	Navy	6	0
245	A	Cincinnati	6	15
245	H	Cincinnati	9	4
252	N	North Dakota St.	18	1
259	N	LIU Brooklyn	8	1
263	N	Fairfield	12	3
286	A	Dayton	4	5
286	H	Dayton	13	5

Miami (OH)

M  
i  
a  
m  
i  
(  
O  
H  
)

M  
i  
a  
m  
i  
(  
O  
H  
)



**Non-Div. I Games:**

Tie, Loss, Non-Conf,S Site, H Home, A Away, N Neutral Page 289



RPI	S	Opponent	Score	
200	H	Binghamton	3	2
215	H	Winthrop	7	0
215	H	Winthrop	4	5
215	H	Winthrop	1	4
265	A	Norfolk St.	9	4
265	H	Norfolk St.	17	6
297	H	UMES	10	1
297	H	UMES	17	4



Average RPI Win: 244		WON-LOST	WINNING	LAST 10	STRENGTH OF		OPP. STRENGTH	TEAM	ADJ	CONF.	ADJ CONF.
Average RPI Loss: 167		RECORD	PCT. RANK	GAMES	SCHEDULE		OF SCHEDULE	RPI	RPI	RPI	RPI
DIV. I ONLY		24-17-0	.58537	84	7-3-0		273	273	178	.48241	181
DIV. I NON-CONF.		10-11-0	.47619	157	0-2-0		190	278	136	.49935	140
TOTALS		RPI 1-25	RPI 26-50		W-L RECORDS		RPI 51-100		RPI 101-150		RPI 150+
24-17-0		0-2-0	0-1-0		OVERALL		0-2-0		2-2-0		22-10-0
6-3-0		0-0-0	0-0-0		HOME		0-0-0		0-0-0		6-3-0
13-8-0		0-0-0	0-1-0		AWAY		0-0-0		2-2-0		11-5-0
5-6-0		0-2-0	0-0-0		NEUTRAL		0-2-0		0-0-0		5-2-0
10-11-0		0-2-0	0-1-0		NON-CONFERENCE		0-2-0		2-2-0		8-4-0
0-0-0		0-0-0	0-0-0		HOME		0-0-0		0-0-0		0-0-0
7-6-0		0-0-0	0-0-		AWAY		0-0-0		2-2-0		5-3-0
3-5-0		0-2-0	0-0-0		NEUTRAL		0-2-0		0-0-0		3-1-0
14-6-0		0-0-0	0-0-0		CONFERENCE		0-0-0		0-0-0		14-6-0
6-3-0		0-0-0	0-0-0		HOME		0-0-0		0-0-0		6-3-0
6-2-0		0-0-0	0-0-0		AWAY		0-0-0		0-0-0		6-2-0
2-1-0		0-0-0	0-0-0		NEUTRAL		0-0-0		0-0-0		2-1-0
RPI S	Opponent	Score		RPI S	Opponent	Score		RPI S	Opponent	Score	
24 N	Mercer	2	10	48 A	Creighton	1	7	58 N	Ohio St.	2	5
24 N	Mercer	3	4					58 N	Ohio St.	2	10
									Saint Louis	6	11
									Saint Louis	5	3
									Saint Louis	3	0
									Minnesota	1	5
									Indiana St.	4	5
									Northern Colo.	5	1
									Northern Colo.	11	8
									Northern Colo.	12	13
									Western Ill.	5	0
									Western Ill.	3	2
									Western Ill.	1	2
									Western Ill.	4	1
									Oakland	10	3
									Oakland	3	0
									H Oakland	3	4
									N Oakland	2	3
									N Oakland	6	4
									N Oakland	8	1
									North Dakota	3	4
									St. Bonaventure	10	5
									St. Bonaventure	12	7
									H North Dakota St.	3	0
									H North Dakota St.	1	3
									H North Dakota St.	2	3
									H North Dakota St.	5	4
									A IPFW	0	1
									A IPFW	14	11
Non-Div. I Games:				Winnipeg (CAN)				Dakota St.			
				12 2				11 7			
				Dakota St.				Waldorf			
				14 7				5 0			
								Waldorf			
								3 0			
								South Dakota St.			



RPI	S	Opponent	Score	
284	H	IPFW	5	2
284	H	IPFW	8	2
284	H	IPFW	8	3
284	H	IPFW	6	2
289	A	Alcorn	10	2
289	A	Alcorn	18	4
298	A	Mississippi Val.	6	4
298	N	Mississippi Val.	3	4
298	N	Mississippi Val.	12	2

South Dakota St.

S  
o  
u  
t  
h  
D  
a  
k  
o  
t  
a  
S  
t  
.

S  
o  
u  
t  
h  
D  
a  
k  
o  
t  
a  
S  
t  
.



[illegible]

**Non-Div. I Games:**

Charleston So.



RPI	S	Opponent	Score	
206	H	Eastern Ky.	6	5
206	H	Eastern Ky.	17	4
208	A	USC Upstate	9	3
208	H	USC Upstate	7	8
215	A	Winthrop	1	3
215	A	Winthrop	3	8
215	A	Winthrop	6	3

Charleston So.

C  
h  
a  
r  
l  
e  
s  
t  
o  
n  
S  
o  
.

C  
h  
a  
r  
l  
e  
s  
t  
o  
n  
S  
o  
.



Average RPI Win:	219	WON-LOST RECORD	WINNING PCT. RANK	LAST 10 GAMES	STRENGTH OF SCHEDULE	OPP. STRENGTH OF SCHEDULE	TEAM RPI	ADJ RPI	CONF. RPI	ADJ CONF. RPI					
DIV. I ONLY		23-17-0	.575	92	6-4-0	281	248	183	.48208	183	25	25			
DIV. I NON-CONF.		12-8-0	.6	85	0-1-0	290	269	169	.48872	168	25	25			
<hr/>															
TOTALS	RPI 1-25	RPI 26-50		W-L RECORDS		RPI 51-100		RPI 101-150		RPI 150+					
23-17-0	0-0-0	0-0-0		OVERALL		2-2-0		2-4-0		19-11-0					
7-6-0	0-0-0	0-0-0		HOME		0-1-0		0-0-0		7-5-0					
15-10-0	0-0-0	0-0-0		AWAY		2-1-0		2-4-0		11-5-0					
1-1-0	0-0-0	0-0-0		NEUTRAL		0-0-0		0-0-0		1-1-0					
<hr/>															
12-8-0	0-0-0	0-0-0		NON-CONFERENCE		2-2-0		0-0-0		10-6-0					
1-2-0	0-0-0	0-0-0		HOME		0-1-0		0-0-0		1-1-0					
10-5-0	0-0-0	0-0-		AWAY		2-1-0		0-0-0		8-4-0					
1-1-0	0-0-0	0-0-0		NEUTRAL		0-0-0		0-0-0		1-1-0					
<hr/>															
11-9-0	0-0-0	0-0-0		CONFERENCE		0-0-0		2-4-0		9-5-0					
6-4-0	0-0-0	0-0-0		HOME		0-0-0		0-0-0		6-4-0					
5-5-0	0-0-0	0-0-0		AWAY		0-0-0		2-4-0		3-1-0					
0-0-0	0-0-0	0-0-0		NEUTRAL		0-0-0		0-0-0		0-0-0					
<hr/>															
RPI	S	Opponent	Score	RPI	S	Opponent	Score	RPI	S	Opponent	Score				
				79		H	Canisius	5	14	106		A	Columbia	5	4
				92		A	Appalachian St.	8	4	106		A	Columbia	0	5
				92		A	Appalachian St.	15	5	106		A	Columbia	1	8
				92		A	Appalachian St.	4	9	106		A	Columbia	2	5
										144		A	Dartmouth	0	1
										144		A	Dartmouth	3	0
										167		H	Albany (NY)	1	4
										167		H	Albany (NY)	5	4
										196		A	Princeton	4	2
										196		A	Princeton	2	1
										196		H	Princeton	1	4
										196		H	Princeton	2	5
										200		A	Binghamton	5	6
										212		A	Davidson	3	2
										212		A	Davidson	10	9
										218		H	Penn	0	6
										218		H	Penn	8	2
										218		H	Penn	3	1
										218		H	Penn	4	2
										255		N	Saint Peter's	3	2
						255		N	Saint Peter's	3	4				
				LAST 10 GAMES											
				196		H	Princeton	2	5	218		H	Penn	3	1
				196		H	Princeton	1	4	218		H	Penn	8	2
				196		A	Princeton	4	2	218		H	Penn	0	6
				196		A	Princeton	2	1	218		H	Penn	4	2
				200		A	Binghamton	5	6	106		A	Columbia	5	4
										256		A	Villanova	3	2
										256		A	Villanova	3	1
										256		A	Villanova	4	0
										261		A	George Washington	3	4
										261		A	George Washington	3	5
										261		A	George Washington	7	5

Non-Div. I Games:

Cornell



RPI	S	Opponent	Score	
261	A	George Washington	0	1
262	H	Yale	8	5
262	H	Yale	2	4
267	A	Harvard	3	1
267	A	Harvard	7	10
282	H	Brown	6	1
282	H	Brown	4	1
297	A	UMES	6	2
297	A	UMES	5	3

Cornell

C  
o  
r  
n  
e  
l  
l

C  
o  
r  
n  
e  
l  
l



Georgetown

Georgetown



RPI	S	Opponent	Score	
290	H	Coppin St.	6	5
296	N	Chicago St.	8	5
297	A	UMES	17	15
297	H	UMES	6	2

Georgetown

G  
e  
o  
r  
g  
e  
t  
o  
w  
n

G  
e  
o  
r  
g  
e  
t  
o  
w  
n



Average RPI Win:	261	WON-LOST RECORD	WINNING PCT. RANK	LAST 10 GAMES	STRENGTH OF SCHEDULE	OPP. STRENGTH OF SCHEDULE	TEAM RPI	ADJ RPI	CONF. RPI	ADJ CONF. RPI			
DIV. I ONLY		33-13-0	.71739	22	8-2-0	297	283	185	.48144	185	29	29	
DIV. I NON-CONF.		11-9-0	.55	111	1-1-0	275	244	208	.47086	208	29	28	
<hr/>													
TOTALS	RPI 1-25	RPI 26-50		W-L RECORDS		RPI 51-100		RPI 101-150		RPI 150+			
33-13-0	0-0-0	0-0-0		OVERALL		1-1-0		1-2-0		31-10-0			
16-6-0	0-0-0	0-0-0		HOME		0-0-0		1-1-0		15-5-0			
16-7-0	0-0-0	0-0-0		AWAY		1-1-0		0-1-0		15-4-0			
1-0-0	0-0-0	0-0-0		NEUTRAL		0-0-0		0-0-0		1-0-0			
<hr/>													
11-9-0	0-0-0	0-0-0		NON-CONFERENCE		1-1-0		1-2-0		9-6-0			
6-4-0	0-0-0	0-0-0		HOME		0-0-0		1-1-0		5-3-0			
4-5-0	0-0-0	0-0-		AWAY		1-1-0		0-1-0		3-3-0			
1-0-0	0-0-0	0-0-0		NEUTRAL		0-0-0		0-0-0		1-0-0			
<hr/>													
22-4-0	0-0-0	0-0-0		CONFERENCE		0-0-0		0-0-0		22-4-0			
10-2-0	0-0-0	0-0-0		HOME		0-0-0		0-0-0		10-2-0			
12-2-0	0-0-0	0-0-0		AWAY		0-0-0		0-0-0		12-2-0			
0-0-0	0-0-0	0-0-0		NEUTRAL		0-0-0		0-0-0		0-0-0			
<hr/>													
RPI	S	Opponent	Score	RPI	S	Opponent	Score	RPI	S	Opponent	Score		
						73	A Delaware	6	4	117	H Towson	10	7
						73	A Delaware	5	6	132	A Charlotte	7	13
										149	H Saint Joseph's	1	8
										207	A La Salle	7	8
										213	H Niagara	11	16
										213	H Niagara	8	1
										213	H Niagara	10	13
										215	A Winthrop	5	0
										215	A Winthrop	6	5
										215	A Winthrop	2	3
										222	N Army	6	5
										240	A Navy	10	12
										240	H Navy	2	7
										250	A N.C. Central	9	6
										250	A N.C. Central	1	5
										255	H Saint Peter's	5	1
										255	H Saint Peter's	4	0
										255	H Saint Peter's	14	0
										265	A Norfolk St.	6	5
										265	A Norfolk St.	8	3
										265	A Norfolk St.	9	7
										265	A Norfolk St.	8	4
										265	A Norfolk St.	6	14
										265	A Norfolk St.	6	1
										265	H Norfolk St.	7	0
										265	H Norfolk St.	2	4
										265	H Norfolk St.	3	5
<hr/>													
LAST 10 GAMES													
						281	H Fairleigh Dickinson	6	3	265	A Norfolk St.	6	1
						297	H UMES	11	5	265	A Norfolk St.	8	4
						297	H UMES	5	4	240	H Navy	2	7
						297	H UMES	5	1	297	A UMES	11	0
						265	A Norfolk St.	6	14	297	A UMES	7	4

Non-Div. I Games:

Delaware St.



RPI	S	Opponent	Score	
274	A	Lehigh	10	8
281	H	Fairleigh Dickinson	6	3
290	A	Coppin St.	7	0
290	A	Coppin St.	3	1
290	A	Coppin St.	8	4
290	H	Coppin St.	6	0
290	H	Coppin St.	10	2
290	H	Coppin St.	12	0
297	A	UMES	11	0
297	A	UMES	7	4
297	A	UMES	7	3
297	H	UMES	11	5
297	H	UMES	5	4
297	H	UMES	5	1
297	H	UMES	12	0
297	H	UMES	9	4
297	H	UMES	17	5

Delaware St.

D  
e  
l  
a  
w  
a  
r  
e  
s  
t  
.

D  
e  
l  
a  
w  
a  
r  
e  
s  
t  
.



N  
e  
v  
a  
d  
a

Nevada



RPI	S	Opponent	Score	
96	A	San Diego St.	4	5
96	H	San Diego St.	4	3
96	H	San Diego St.	7	1
96	H	San Diego St.	3	4

96	H	San Diego St.	3	4
96	H	San Diego St.	7	1
118	H	Sacramento St.	6	7
253	A	Air Force	5	7
253	A	Air Force	12	8

N  
e  
v  
a  
d  
a

N  
e  
v  
a  
d  
a



[illegible]

**Non-Div. I Games:            Oakland City**

9 0 Southern Ind. 4 0

Evansville



RPI	S	Opponent	Score	
178	H	Purdue	1	4
238	A	Bradley	5	8
238	A	Bradley	10	0
238	A	Bradley	9	1
258	A	Murray St.	6	12
258	H	Murray St.	5	3
266	H	SIU Edwardsville	11	7
287	A	UT Martin	3	8
287	H	UT Martin	6	1

Evansville

E  
v  
a  
n  
s  
v  
i  
l  
l  
e

E  
v  
a  
n  
s  
v  
i  
l  
l  
e



Average RPI Win:	252	WON-LOST RECORD	WINNING PCT. RANK	LAST 10 GAMES	STRENGTH OF SCHEDULE	OPP. STRENGTH OF SCHEDULE	TEAM RPI	ADJ RPI	CONF. RPI	ADJ CONF. RPI				
DIV. I ONLY		27-23-0	.54	118	6-3-0	258	253	188	.48105	188	28	28		
DIV. I NON-CONF.		10-18-0	.35714	223	0-2-0	231	191	218	.46318	218	30	29		
<hr/>														
TOTALS	RPI 1-25	RPI 26-50		W-L RECORDS		RPI 51-100		RPI 101-150		RPI 150+				
27-23-0	0-1-0	0-3-0		OVERALL		0-2-0		1-1-0		26-16-0				
11-5-0	0-0-0	0-0-0		HOME		0-0-0		0-1-0		11-4-0				
12-14-0	0-1-0	0-3-0		AWAY		0-1-0		0-0-0		12-9-0				
4-4-0	0-0-0	0-0-0		NEUTRAL		0-1-0		1-0-0		3-3-0				
10-18-0	0-1-0	0-3-0		NON-CONFERENCE		0-2-0		1-1-0		9-11-0				
2-2-0	0-0-0	0-0-0		HOME		0-0-0		0-1-0		2-1-0				
6-12-0	0-1-0	0-0-		AWAY		0-1-0		0-0-0		6-7-0				
2-4-0	0-0-0	0-0-0		NEUTRAL		0-1-0		1-0-0		1-3-0				
17-5-0	0-0-0	0-0-0		CONFERENCE		0-0-0		0-0-0		17-5-0				
9-3-0	0-0-0	0-0-0		HOME		0-0-0		0-0-0		9-3-0				
6-2-0	0-0-0	0-0-0		AWAY		0-0-0		0-0-0		6-2-0				
2-0-0	0-0-0	0-0-0		NEUTRAL		0-0-0		0-0-0		2-0-0				
<hr/>														
RPI	S	Opponent	Score		RPI	S	Opponent	Score		RPI	S	Opponent	Score	
13	A	Virginia Tech	5	7	32	A	Cal Poly	1	6	73	N	Delaware	8	9
					32	A	Cal Poly	6	11	95	A	Connecticut	0	8
					50	A	San Diego	2	17					
												Saint Louis	11	5
												Dartmouth	4	19
												Michigan	4	7
												Michigan	3	6
												St. John's (NY)	8	12
												St. John's (NY)	3	8
												Siena	4	9
												Marist	5	17
												Nevada	10	12
												Nevada	1	8
												Nevada	6	7
												Central Conn. St.	4	5
												Hartford	10	3
												Temple	8	6
												Temple	12	13
												Army	11	9
												Army	2	0
												Army	10	7
												Army	6	10
												H Navy	3	0
												H Navy	10	9
												H Navy	1	5
												H Navy	1	7
												Bucknell	5	4
												Bucknell	9	3
												Bucknell	3	6
												Bucknell	5	4

Non-Div. I Games:	Anna Maria	15	2
-------------------	------------	----	---

Holy Cross



RPI	S	Opponent	Score	
257	N	Bucknell	9	6
257	N	Bucknell	3	0
262	A	Yale	5	4
262	A	Yale	7	6
262	A	Yale	2	0
262	A	Yale	7	4
267	A	Harvard	9	4
274	H	Lehigh	3	2
274	H	Lehigh	4	0
274	H	Lehigh	9	6
274	H	Lehigh	3	1
282	H	Brown	1	0
282	H	Brown	7	0
288	A	Lafayette	23	4
288	A	Lafayette	11	5
288	A	Lafayette	3	0
288	A	Lafayette	7	8

Holy Cross

H  
O  
L  
Y  
C  
R  
O  
S  
S

H  
O  
L  
Y  
C  
R  
O  
S  
S



UAB		Average RPI Win:	143	WON-LOST RECORD	WINNING PCT. RANK	LAST 10 GAMES	STRENGTH OF SCHEDULE	OPP. STRENGTH OF SCHEDULE	TEAM RPI	ADJ RPI	CONF. RPI	ADJ CONF. RPI
DIV. I ONLY				19-33-0	.36538 241	2-8-0	62	159	189	.47974 189	10	10
DIV. I NON-CONF.				14-17-0	.45161 174	0-1-0	71	208	148	.49713 148	10	10
TOTALS		RPI 1-25		RPI 26-50		W-L RECORDS	RPI 51-100		RPI 101-150		RPI 150+	
19-33-0		0-1-0		3-3-0		OVERALL	3-10-0		5-13-0		8-6-0	
12-15-0		0-0-0		1-2-0		HOME	2-6-0		4-4-0		5-3-0	
5-16-0		0-0-0		1-1-0		AWAY	1-4-0		1-8-0		2-3-0	
2-2-0		0-1-0		1-0-0		NEUTRAL	0-0-0		0-1-0		1-0-0	
14-17-0		0-1-0		2-1-0		NON-CONFERENCE	1-3-0		5-7-0		6-5-0	
10-5-0		0-0-0		0-0-0		HOME	1-1-0		4-1-0		5-3-0	
2-10-0		0-0-0		1-0-		AWAY	0-2-0		1-5-0		0-2-0	
2-2-0		0-1-0		1-0-0		NEUTRAL	0-0-0		0-1-0		1-0-0	
5-16-0		0-0-0		1-2-0		CONFERENCE	2-7-0		0-6-0		2-1-0	
2-10-0		0-0-0		1-2-0		HOME	1-5-0		0-3-0		0-0-0	
3-6-0		0-0-0		0-0-0		AWAY	1-2-0		0-3-0		2-1-0	
0-0-0		0-0-0		0-0-0		NEUTRAL	0-0-0		0-0-0		0-0-0	
RPI S	Opponent	Score	RPI S	Opponent	Score	RPI S	Opponent	Score	RPI S	Opponent	Score	
15 N	Indiana	3 12	39 A	Troy	9 3	62 A	Houston	4 9	116 A	Southern Miss.	6 21	
			43 A	Alabama	4 7	62 A	Houston	2 11	116 A	Southern Miss.	4 5	
			43 N	Alabama	1 0	62 A	Houston	8 7	116 A	Southern Miss.	3 13	
			46 H	Rice	3 7	74 H	East Carolina	4 5	120 H	UCF	1 6	
			46 H	Rice	10 9	74 H	East Carolina	5 9	120 H	UCF	10 12	
			46 H	Rice	4 5	74 H	East Carolina	1 4	120 H	UCF	0 8	
						85 H	Memphis	1 7	133 A	Georgia	2 14	
						85 H	Memphis	3 6	133 A	Georgia	2 6	
						85 H	Memphis	9 8	133 A	Georgia	2 13	
						100 A	Jacksonville St.	0 7	134 H	Xavier	4 2	
						100 A	Jacksonville St.	2 8	134 H	Xavier	4 3	
						100 H	Jacksonville St.	8 2	134 H	Xavier	4 12	
						100 H	Jacksonville St.	4 7	137 A	Arkansas St.	1 2	
									137 A	Arkansas St.	1 8	
									137 A	Arkansas St.	4 2	
									144 N	Dartmouth	0 4	
									149 H	Saint Joseph's	2 1	
									149 H	Saint Joseph's	11 3	
									170 A	Samford	4 11	
									170 H	Samford	3 4	
									175 H	Southern Ill.	4 5	
									175 H	Southern Ill.	1 0	
									175 H	Southern Ill.	3 1	
									194 H	Savannah St.	1 5	
									194 H	Savannah St.	7 1	
									194 H	Savannah St.	12 3	
									201 N	Valparaiso	1 0	
			LAST 10 GAMES									
			62 A	Houston	4 9	46 H	Rice	10 9	175 H	Southern Ill.	3 1	
			62 A	Houston	2 11	170 H	Samford	3 4	194 H	Savannah St.	1 5	
			62 A	Houston	8 7	116 A	Southern Miss.	6 21	194 H	Savannah St.	7 1	
			46 H	Rice	3 7	116 A	Southern Miss.	4 5	194 H	Savannah St.	12 3	
			46 H	Rice	4 5	116 A	Southern Miss.	3 13	201 N	Valparaiso	1 0	

Non-Div. I Games:

UAB



RPI	S	Opponent	Score	
225	A	Marshall	10	6
225	A	Marshall	1	3
225	A	Marshall	12	4
244	A	Alabama St.	1	7
244	H	Alabama St.	7	0

UAB

U  
A  
B

U  
A  
B



Average RPI Win: 183		WON-LOST	WINNING	LAST 10	STRENGTH OF		OPP. STRENGTH	TEAM	ADJ	CONF.	ADJ CONF.
Average RPI Loss: 142		RECORD	PCT. RANK	GAMES	SCHEDULE		OF SCHEDULE	RPI	RPI	RPI	RPI
DIV. I ONLY		21-27-0	.4375	196	4-5-0		195	219	190	.47868	190
DIV. I NON-CONF.		11-13-0	.45833	166	1-1-0		156	133	125	.50774	125
TOTALS		RPI 1-25	RPI 26-50		W-L RECORDS		RPI 51-100		RPI 101-150		RPI 150+
21-27-0		0-0-0	1-5-0		OVERALL		3-5-0		1-2-0		16-15-0
6-8-0		0-0-0	0-1-0		HOME		0-0-0		0-0-0		6-7-0
10-15-0		0-0-0	1-4-0		AWAY		2-2-0		1-2-0		6-6-0
5-4-0		0-0-0	0-0-0		NEUTRAL		1-2-0		0-0-0		4-2-0
11-13-0		0-0-0	1-5-0		NON-CONFERENCE		2-3-0		1-2-0		7-3-0
1-1-0		0-0-0	0-1-0		HOME		0-0-0		0-0-0		1-0-0
5-8-0		0-0-0	1-0-		AWAY		1-1-0		1-2-0		2-1-0
5-4-0		0-0-0	0-0-0		NEUTRAL		1-2-0		0-0-0		4-2-0
10-14-0		0-0-0	0-0-0		CONFERENCE		1-2-0		0-0-0		9-12-0
5-7-0		0-0-0	0-0-0		HOME		0-0-0		0-0-0		5-7-0
5-7-0		0-0-0	0-0-0		AWAY		1-2-0		0-0-0		4-5-0
0-0-0		0-0-0	0-0-0		NEUTRAL		0-0-0		0-0-0		0-0-0
RPI S	Opponent	Score	RPI S	Opponent	Score	RPI S	Opponent	Score	RPI S	Opponent	Score
			27 A	La.-Lafayette	6 12	58 N	Ohio St.	1 8	136 A	Western Ky.	4 2
			27 A	La.-Lafayette	3 5	86 N	West Virginia	4 1	136 A	Western Ky.	6 12
			27 A	La.-Lafayette	4 5	90 A	Bethune-Cookman	5 10	136 A	Western Ky.	2 4
			27 A	La.-Lafayette	10 2	90 A	Bethune-Cookman	11 1	154 A	Michigan	0 7
			38 A	Michigan St.	2 4	95 N	Connecticut	2 6	157 A	Buffalo	4 5
			42 H	Notre Dame	3 7	97 A	Kent St.	1 4	157 A	Buffalo	0 7
						97 A	Kent St.	3 6	157 A	Buffalo	4 3
						97 A	Kent St.	8 2	176 A	Stetson	6 5
									184 N	Georgetown	3 4
									191 H	Eastern Mich.	10 1
									191 H	Eastern Mich.	11 9
									191 H	Eastern Mich.	3 7
									193 A	Toledo	3 4
									193 A	Toledo	0 11
									193 A	Toledo	2 1
									197 A	Ball St.	6 3
									197 A	Ball St.	1 6
									197 A	Ball St.	19 2
									211 H	Northern Ill.	3 5
									211 H	Northern Ill.	6 3
									211 H	Northern Ill.	2 7
									214 H	Bowling Green	0 1
									214 H	Bowling Green	5 9
									214 H	Bowling Green	5 3
									225 N	Marshall	7 3
									225 N	Marshall	9 7
									225 N	Marshall	10 8
LAST 10 GAMES			232 H	Akron	18 8	97 A	Kent St.	3 6	214 H	Bowling Green	5 3
			232 H	Akron	2 11	97 A	Kent St.	1 4	214 H	Bowling Green	5 3
			232 H	Akron	7 8	42 H	Notre Dame	3 7	225 N	Marshall	7 3
			236 A	Oakland	13 9	191 H	Eastern Mich.	11 9	225 N	Marshall	9 7
			97 A	Kent St.	8 2	191 H	Eastern Mich.	10 1	225 N	Marshall	10 8

Non-Div. I Games: Kalamazoo 5 0 Calvin 10 0

Central Mich.



RPI	S	Opponent	Score	
225	N	Marshall	4	6
232	H	Akron	2	11
232	H	Akron	7	8
232	H	Akron	18	8
236	A	Oakland	13	9
236	H	Oakland	7	4
296	N	Chicago St.	6	0

Central Mich.

C  
e  
n  
t  
r  
a  
l  
M  
i  
c  
h  
.

C  
e  
n  
t  
r  
a  
l  
M  
i  
c  
h  
.



Average RPI Win: 194		WON-LOST RECORD		WINNING PCT. RANK		LAST 10 GAMES		STRENGTH OF SCHEDULE		OPP. STRENGTH OF SCHEDULE		TEAM RPI		ADJ RPI		CONF. RPI		ADJ CONF. RPI	
DIV. I ONLY		23-26-0		.46939 178		3-7-0		237		196		191		.47744 191		21		21	
DIV. I NON-CONF.		12-12-0		.5 139		1-1-0		194		70		111		.51711 111		19		19	
TOTALS		RPI 1-25		RPI 26-50		W-L RECORDS		RPI 51-100		RPI 101-150		RPI 150+							
23-26-0		0-0-0		2-3-0		OVERALL		2-3-0		0-6-0		19-14-0							
7-7-0		0-0-0		0-1-0		HOME		0-0-0		0-0-0		7-6-0							
13-15-0		0-0-0		2-2-0		AWAY		0-0-0		0-6-0		11-7-0							
3-4-0		0-0-0		0-0-0		NEUTRAL		2-3-0		0-0-0		1-1-0							
12-12-0		0-0-0		2-3-0		NON-CONFERENCE		2-2-0		0-6-0		8-1-0							
1-1-0		0-0-0		0-1-0		HOME		0-0-0		0-0-0		1-0-0							
8-8-0		0-0-0		2-0-		AWAY		0-0-0		0-6-0		6-0-0							
3-3-0		0-0-0		0-0-0		NEUTRAL		2-2-0		0-0-0		1-1-0							
11-14-0		0-0-0		0-0-0		CONFERENCE		0-1-0		0-0-0		11-13-0							
6-6-0		0-0-0		0-0-0		HOME		0-0-0		0-0-0		6-6-0							
5-7-0		0-0-0		0-0-0		AWAY		0-0-0		0-0-0		5-7-0							
0-1-0		0-0-0		0-0-0		NEUTRAL		0-1-0		0-0-0		0-0-0							
RPI	S	Opponent	Score	RPI	S	Opponent	Score	RPI	S	Opponent	Score	RPI	S	Opponent	Score				
29	A	Campbell	2 8	29	A	Campbell	10 6	53	N	Kansas	6 4	146	A	Missouri	1 7				
29	A	Campbell	10 6	53	N	Kansas	4 5	146	A	Missouri	0 1	147	A	Washington St.	0 1				
38	A	Michigan St.	3 6	53	N	Kansas	0 8	147	A	Washington St.	4 8	147	A	Washington St.	2 12				
38	H	Michigan St.	3 9	53	N	Kansas	11 6	147	A	Washington St.	10 13	154	A	Michigan	13 4				
42	A	Notre Dame	12 6	97	N	Kent St.	5 7	154	H	Michigan	15 10	157	H	Buffalo	9 2				
								157	H	Buffalo	4 7	157	H	Buffalo	0 4				
								157	H	Buffalo	0 4	171	N	Butler	2 9				
								171	N	Butler	10 9	171	N	Butler	10 9				
								179	A	Miami (OH)	0 4	179	A	Miami (OH)	4 6				
								179	A	Miami (OH)	6 13	179	A	Miami (OH)	6 13				
								190	A	Central Mich.	1 10	190	A	Central Mich.	7 3				
								190	A	Central Mich.	9 11	190	A	Central Mich.	9 11				
								197	H	Ball St.	6 10	197	H	Ball St.	6 10				
								197	H	Ball St.	1 4	197	H	Ball St.	1 4				
								197	H	Ball St.	4 6	211	A	Northern Ill.	17 12				
								211	A	Northern Ill.	12 7	211	A	Northern Ill.	12 7				
								211	A	Northern Ill.	1 2	211	A	Northern Ill.	1 2				
								42	A	Notre Dame	12 6	214	A	Bowling Green	11 6				
								97	N	Kent St.	5 7	214	A	Bowling Green	13 5				
								190	A	Central Mich.	9 11	214	A	Bowling Green	13 5				

Non-Div. I Games: Concordia (MI) 4 3

Eastern Mich.



RPI	S	Opponent	Score	
214	A	Bowling Green	4	10
245	A	Cincinnati	3	0
245	A	Cincinnati	7	3
245	A	Cincinnati	10	4
251	H	Western Mich.	7	4
251	H	Western Mich.	7	1
251	H	Western Mich.	9	5
278	H	Ohio	13	6
278	H	Ohio	5	4
278	H	Ohio	3	5
283	A	Northern Ky.	2	1
283	A	Northern Ky.	15	9

Eastern Mich.

E  
a  
s  
t  
e  
r  
n  
M  
i  
c  
h  
.

E  
a  
s  
t  
e  
r  
n  
M  
i  
c  
h  
.



Average RPI Win:	232	WON-LOST	WINNING	LAST 10	STRENGTH OF	OPP. STRENGTH	TEAM	ADJ	CONF.	ADJ CONF.
Average RPI Loss:	165	RECORD	PCT. RANK	GAMES	SCHEDULE	OF SCHEDULE	RPI	RPI	RPI	RPI

DIV. I ONLY		24-24-0	.5	148	5-5-0	234	265	192	.47732	192	26	26		
DIV. I NON-CONF.		11-9-0	.55	111	2-0-0	240	276	159	.49308	158	27	27		
TOTALS		RPI 1-25		RPI 26-50		W-L RECORDS		RPI 51-100		RPI 101-150		RPI 150+		
24-24-0		0-0-0		0-0-0		OVERALL		0-5-0		3-8-0		21-11-0		
9-10-0		0-0-0		0-0-0		HOME		0-5-0		0-1-0		9-4-0		
15-14-0		0-0-0		0-0-0		AWAY		0-0-0		3-7-0		12-7-0		
0-0-0		0-0-0		0-0-0		NEUTRAL		0-0-0		0-0-0		0-0-0		
11-9-0		0-0-0		0-0-0		NON-CONFERENCE		0-1-0		2-5-0		9-3-0		
4-3-0		0-0-0		0-0-0		HOME		0-1-0		0-1-0		4-1-0		
7-6-0		0-0-0		0-0-		AWAY		0-0-0		2-4-0		5-2-0		
0-0-0		0-0-0		0-0-0		NEUTRAL		0-0-0		0-0-0		0-0-0		
13-15-0		0-0-0		0-0-0		CONFERENCE		0-4-0		1-3-0		12-8-0		
5-7-0		0-0-0		0-0-0		HOME		0-4-0		0-0-0		5-3-0		
8-8-0		0-0-0		0-0-0		AWAY		0-0-0		1-3-0		7-5-0		
0-0-0		0-0-0		0-0-0		NEUTRAL		0-0-0		0-0-0		0-0-0		
RPI	S	Opponent	Score		RPI	S	Opponent	Score		RPI	S	Opponent	Score	
							69 H Bryant	1	4			123 H Northeastern	0	7
							69 H Bryant	3	5			124 A High Point	2	6
							69 H Bryant	2	6			124 A High Point	7	1
							69 H Bryant	1	4			124 A High Point	2	10
							95 H Connecticut	5	8			139 A Monmouth	8	4
												139 A Monmouth	1	2
												139 A Monmouth	3	4
												139 A Monmouth	0	3
												148 A Rhode Island	4	0
												149 A Saint Joseph's	1	2
												149 A Saint Joseph's	4	9
												164 H Sacred Heart	3	1
												164 H Sacred Heart	0	3
												164 H Sacred Heart	1	2
												164 H Sacred Heart	5	6
												167 A Albany (NY)	10	1
												188 H Holy Cross	5	4
												226 H Stony Brook	4	0
												237 A Wagner	6	7
												237 A Wagner	4	3
												237 A Wagner	1	8
												237 A Wagner	13	1
						LAST 10 GAMES						240 A Navy	2	3
						248 A Quinnipiac	13	12				240 A Navy	4	2
						248 A Quinnipiac	4	11				240 A Navy	7	1
						248 A Quinnipiac	8	2				240 A Navy	6	4
						248 A Quinnipiac	17	4				248 A Quinnipiac	4	11
						69 H Bryant	2	6						
						69 H Bryant	1	4						
						69 H Bryant	1	4						
						69 H Bryant	3	5						
						167 A Albany (NY)	10	1						
						291 H Iona	14	4						

**Non-Div. I Games:**

Central Conn. St.



RPI	S	Opponent	Score	
248	A	Quinnipiac	13	12
248	A	Quinnipiac	8	2
248	A	Quinnipiac	17	4
256	A	Villanova	6	4
259	A	LIU Brooklyn	2	6
259	A	LIU Brooklyn	1	9
259	A	LIU Brooklyn	6	5
259	A	LIU Brooklyn	3	2
263	H	Fairfield	4	12
279	A	Massachusetts	5	9
281	H	Fairleigh Dickinson	6	3
281	H	Fairleigh Dickinson	9	3
281	H	Fairleigh Dickinson	5	2
281	H	Fairleigh Dickinson	7	1
291	H	Iona	14	4
291	H	Iona	3	0

Central Conn. St.  
.  
S  
t  
.

C  
e  
n  
t  
r  
a  
l  
C  
o  
n  
n  
.  
S  
t  
.



Average RPI Win: 191		WON-LOST RECORD	WINNING PCT. RANK		LAST 10 GAMES	STRENGTH OF SCHEDULE	OPP. STRENGTH OF SCHEDULE	TEAM RPI	ADJ RPI		CONF. RPI	ADJ CONF. RPI					
Average RPI Loss: 144																	
DIV. I ONLY		20-29-0	.40816	212	5-5-0	175	214	194	.47519	193	21	21					
DIV. I NON-CONF.		9-15-0	.375	214	0-1-0	38	121	116	.51389	116	19	19					
<hr/>																	
TOTALS		RPI 1-25		RPI 26-50		W-L RECORDS		RPI 51-100		RPI 101-150		RPI 150+					
20-29-0		0-3-0		2-3-0		OVERALL		2-5-0		0-0-0		16-18-0					
7-9-0		0-0-0		1-0-0		HOME		0-1-0		0-0-0		6-8-0					
9-18-0		0-3-0		1-3-0		AWAY		1-4-0		0-0-0		7-8-0					
4-2-0		0-0-0		0-0-0		NEUTRAL		1-0-0		0-0-0		3-2-0					
9-15-0		0-3-0		2-3-0		NON-CONFERENCE		2-4-0		0-0-0		5-5-0					
2-1-0		0-0-0		1-0-0		HOME		0-0-0		0-0-0		1-1-0					
3-12-0		0-3-0		1-0-		AWAY		1-4-0		0-0-0		1-2-0					
4-2-0		0-0-0		0-0-0		NEUTRAL		1-0-0		0-0-0		3-2-0					
11-14-0		0-0-0		0-0-0		CONFERENCE		0-1-0		0-0-0		11-13-0					
5-8-0		0-0-0		0-0-0		HOME		0-1-0		0-0-0		5-7-0					
6-6-0		0-0-0		0-0-0		AWAY		0-0-0		0-0-0		6-6-0					
0-0-0		0-0-0		0-0-0		NEUTRAL		0-0-0		0-0-0		0-0-0					
RPI	S	Opponent		Score		RPI	S	Opponent		Score		RPI	S	Opponent		Score	
3	A	Virginia		0	15	38	A	Michigan St.		6	7	64	A	Pittsburgh		2	4
3	A	Virginia		3	6	42	H	Notre Dame		15	3	64	A	Pittsburgh		5	9
3	A	Virginia		0	5	47	A	Fla. Atlantic		6	1	65	A	South Fla.		5	4
						47	A	Fla. Atlantic		3	4	65	A	South Fla.		5	7
						47	A	Fla. Atlantic		5	7	65	A	South Fla.		8	9
												73	N	Delaware		3	1
												97	H	Kent St.		5	7

Non-Div. I Games:

Toledo



RPI	S	Opponent	Score	
251	A	Western Mich.	6	5
254	H	Youngstown St.	4	13
278	A	Ohio	5	2
278	A	Ohio	8	5
278	A	Ohio	3	9
286	A	Dayton	6	1
286	H	Dayton	10	2

Toledo

T  
o  
l  
e  
d  
o

T  
o  
l  
e  
d  
o







Savannah St.



Average RPI Win:	158	WON-LOST RECORD	WINNING PCT. RANK	LAST 10 GAMES		STRENGTH OF SCHEDULE	OPP. STRENGTH OF SCHEDULE	TEAM RPI	ADJ RPI	CONF. RPI	ADJ CONF. RPI	
DIV. I ONLY		15-34-0	.30612	264	2-8-0	41	189	195	.47431	195	13	13
DIV. I NON-CONF.		12-17-0	.41379	201	1-1-0	20	254	133	.50397	133	14	14
<hr/>												
TOTALS	RPI 1-25	RPI 26-50		W-L RECORDS		RPI 51-100		RPI 101-150		RPI 150+		
15-34-0	0-0-0	0-7-0		OVERALL		4-6-0		2-12-0		9-9-0		
9-13-0	0-0-0	0-3-0		HOME		3-3-0		1-6-0		5-1-0		
4-19-0	0-0-0	0-3-0		AWAY		0-3-0		1-5-0		3-8-0		
2-2-0	0-0-0	0-1-0		NEUTRAL		1-0-0		0-1-0		1-0-0		
12-17-0	0-0-0	0-1-0		NON-CONFERENCE		4-6-0		1-7-0		7-3-0		
8-5-0	0-0-0	0-0-0		HOME		3-3-0		0-1-0		5-1-0		
2-10-0	0-0-0	0-0-		AWAY		0-3-0		1-5-0		1-2-0		
2-2-0	0-0-0	0-1-0		NEUTRAL		1-0-0		0-1-0		1-0-0		
3-17-0	0-0-0	0-6-0		CONFERENCE		0-0-0		1-5-0		2-6-0		
1-8-0	0-0-0	0-3-0		HOME		0-0-0		1-5-0		0-0-0		
2-9-0	0-0-0	0-3-0		AWAY		0-0-0		0-0-0		2-6-0		
0-0-0	0-0-0	0-0-0		NEUTRAL		0-0-0		0-0-0		0-0-0		
RPI	S	Opponent	Score	RPI	S	Opponent	Score	RPI	S	Opponent	Score	
				29	H	Campbell	8 12	57	A	Western Caro.	9 13	
				29	H	Campbell	4 5	57	H	Western Caro.	15 0	
				29	H	Campbell	1 4	64	N	Pittsburgh	5 4	
				31	N	Kentucky	2 9	78	A	Citadel	5 7	
				41	A	Coastal Caro.	0 3	78	A	Citadel	3 5	
				41	A	Coastal Caro.	2 3	79	H	Canisius	4 6	
				41	A	Coastal Caro.	1 7	79	H	Canisius	6 4	
								79	H	Canisius	2 4	
								79	H	Canisius	14 2	
								92	H	Appalachian St.	3 6	

**Non-Div. I Games:**

UNC Asheville



RPI	S	Opponent	Score	
221	H	Temple	5	4
221	H	Temple	2	7
228	A	Wofford	8	5
228	H	Wofford	7	5
228	H	Wofford	8	7

UNC Asheville

U  
N  
C  
A  
s  
h  
e  
v  
i  
l  
l  
e

U  
N  
C  
A  
s  
h  
e  
v  
i  
l  
l  
e



Average RPI Win:		208	WON-LOST RECORD		WINNING PCT. RANK		LAST 10 GAMES		STRENGTH OF SCHEDULE		OPP. STRENGTH OF SCHEDULE		TEAM RPI		ADJ RPI		CONF. RPI		ADJ CONF. RPI	
DIV. I ONLY			14-28-0		.33333 255		3-7-0		125		230		196		.47363 196		25		25	
DIV. I NON-CONF.			3-19-0		.13636 290		0-2-0		89		145		251		.44304 249		25		25	
TOTALS		RPI 1-25		RPI 26-50		W-L RECORDS		RPI 51-100		RPI 101-150		RPI 150+								
14-28-0		0-1-0		0-5-0		OVERALL		0-1-0		3-5-0		11-16-0								
4-7-0		0-0-0		0-0-0		HOME		0-0-0		1-4-0		3-3-0								
10-21-0		0-1-0		0-4-0		AWAY		0-1-0		2-1-0		8-13-0								
0-0-0		0-0-0		0-0-0		NEUTRAL		0-0-0		0-0-0		0-0-0								
3-19-0		0-1-0		0-5-0		NON-CONFERENCE		0-1-0		1-1-0		2-11-0								
0-1-0		0-0-0		0-0-0		HOME		0-0-0		0-1-0		0-0-0								
3-18-0		0-1-0		0-0-		AWAY		0-1-0		1-0-0		2-11-0								
0-0-0		0-0-0		0-0-0		NEUTRAL		0-0-0		0-0-0		0-0-0								
11-9-0		0-0-0		0-0-0		CONFERENCE		0-0-0		2-4-0		9-5-0								
4-6-0		0-0-0		0-0-0		HOME		0-0-0		1-3-0		3-3-0								
7-3-0		0-0-0		0-0-0		AWAY		0-0-0		1-1-0		6-2-0								
0-0-0		0-0-0		0-0-0		NEUTRAL		0-0-0		0-0-0		0-0-0								
RPI	S	Opponent		Score		RPI	S	Opponent		Score		RPI	S	Opponent		Score				
2	A	North Carolina		0 16		26	A	Maryland		0 6		84	A	Elon		11 12				
						26	A	Maryland		3 16				106	H	Columbia	2 0			
						26	A	Maryland		2 9				106	H	Columbia	1 7			
						26	A	Maryland		4 9				106	H	Columbia	0 4			
						34	A	Seton Hall		0 5				106	H	Columbia	2 10			
														108	H	Rider	6 8			
														139	A	Monmouth	9 7			
														144	A	Dartmouth	7 1			
														144	A	Dartmouth	1 6			
														155	A	St. John's (NY)	2 17			
														176	A	Stetson	6 7			
														176	A	Stetson	1 2			
														176	A	Stetson	6 7			
														176	A	Stetson	2 1			
														183	A	Cornell	4 1			
														183	A	Cornell	5 2			
														183	H	Cornell	2 4			
														183	H	Cornell	1 2			
														184	A	Georgetown	4 5			
														184	A	Georgetown	0 3			
														184	A	Georgetown	2 3			
														209	A	UNC Greensboro	7 9			
						LAST 10 GAMES								218	A	Penn	7 2			
						183	A	Cornell		5	2	106	H	Columbia	2	0	218	A	Penn	7 8
						183	A	Cornell		4	1	106	H	Columbia	2	10	218	A	Penn	7 6
						183	H	Cornell		2	4	106	H	Columbia	0	4	218	A	Penn	7 1
						183	H	Cornell		1	2	106	H	Columbia	1	7	240	A	Navy	2 8
						108	H	Rider		6	8	155	A	St. John's (NY)	2	17	240	A	Navy	10 4

**Non-Div. I Games:**

Princeton



Princeton



Average RPI Win:		211	WON-LOST RECORD		WINNING PCT. RANK		LAST 10 GAMES		STRENGTH OF SCHEDULE		OPP. STRENGTH OF SCHEDULE		TEAM RPI		ADJ RPI		CONF. RPI		ADJ CONF. RPI	
Average RPI Loss:		155																		
DIV. I ONLY			25-21-0		.54348 113		8-2-0		275		191		197		.47338 197		21		21	
DIV. I NON-CONF.			11-9-0		.55 111		1-0-0		238		129		144		.49826 144		19		19	
TOTALS		RPI 1-25		RPI 26-50		W-L RECORDS		RPI 51-100		RPI 101-150		RPI 150+								
25-21-0		1-2-0		0-1-0		OVERALL		2-5-0		0-0-0		22-13-0								
10-8-0		0-0-0		0-0-0		HOME		0-0-0		0-0-0		10-8-0								
11-10-0		1-2-0		0-1-0		AWAY		2-4-0		0-0-0		8-3-0								
4-3-0		0-0-0		0-0-0		NEUTRAL		0-1-0		0-0-0		4-2-0								
11-9-0		1-2-0		0-1-0		NON-CONFERENCE		1-3-0		0-0-0		9-3-0								
4-1-0		0-0-0		0-0-0		HOME		0-0-0		0-0-0		4-1-0								
3-5-0		1-2-0		0-0-		AWAY		1-2-0		0-0-0		1-0-0								
4-3-0		0-0-0		0-0-0		NEUTRAL		0-1-0		0-0-0		4-2-0								
14-12-0		0-0-0		0-0-0		CONFERENCE		1-2-0		0-0-0		13-10-0								
6-7-0		0-0-0		0-0-0		HOME		0-0-0		0-0-0		6-7-0								
8-5-0		0-0-0		0-0-0		AWAY		1-2-0		0-0-0		7-3-0								
0-0-0		0-0-0		0-0-0		NEUTRAL		0-0-0		0-0-0		0-0-0								
RPI S	Opponent		Score		RPI S	Opponent		Score		RPI S	Opponent		Score		RPI S	Opponent		Score		
11 A	South Carolina		0	10	41 A	Coastal Caro.		3	5	54 A	Middle Tenn.		0	1	165 N	Northwestern		2	5	
11 A	South Carolina		4	14						54 A	Middle Tenn.		6	11	178 H	Purdue		4	3	
15 A	Indiana		5	3						54 A	Middle Tenn.		5	1	179 A	Miami (OH)		5	6	
										58 N	Ohio St.		3	5	179 A	Miami (OH)		0	1	
										97 A	Kent St.		2	6	179 A	Miami (OH)		5	2	
										97 A	Kent St.		4	3	190 H	Central Mich.		2	19	
										97 A	Kent St.		5	11	190 H	Central Mich.		6	1	
															190 H	Central Mich.		3	6	
															191 A	Eastern Mich.		10	6	
															191 A	Eastern Mich.		4	1	
															191 A	Eastern Mich.		6	4	
															193 H	Toledo		4	0	
															193 H	Toledo		10	6	
															193 H	Toledo		1	11	
															203 A	Lipscomb		6	2	
															214 A	Bowling Green		5	2	
															214 H	Bowling Green		5	7	
															232 H	Akron		2	1	
															232 H	Akron		4	7	
															232 H	Akron		3	4	
															238 N	Bradley		8	13	
															238 N	Bradley		7	4	
															251 A	Western Mich.		3	1	
															251 A	Western Mich.		5	2	
															251 A	Western Mich.		11	12	
															267 N	Harvard		10	2	
															270 N	Morehead St.		12	2	

Non-Div. I Games: Taylor (IN) 11 0

Ball St.



**B  
a  
l  
l  
s  
t  
.**

B  
a  
l  
l  
s  
t  
.  

Ball St.



Average RPI Win: 146		WON-LOST	WINNING	LAST 10	STRENGTH OF		OPP. STRENGTH	TEAM	ADJ	CONF.	ADJ CONF.
Average RPI Loss: 107		RECORD	PCT. RANK	GAMES	SCHEDULE		OF SCHEDULE	RPI	RPI	RPI	RPI
DIV. I ONLY		17-34-0	.33333	255	3-7-0		72	82	198	.47253	198
DIV. I NON-CONF.		9-18-0	.33333	232	2-0-0		36	16	194	.48103	193
TOTALS		RPI 1-25	RPI 26-50		W-L RECORDS		RPI 51-100		RPI 101-150		RPI 150+
17-34-0		1-6-0	0-0-0		OVERALL		1-11-0		8-9-0		7-8-0
10-21-0		0-2-0	0-0-0		HOME		1-7-0		3-6-0		6-6-0
7-13-0		1-4-0	0-0-0		AWAY		0-4-0		5-3-0		1-2-0
0-0-0		0-0-0	0-0-0		NEUTRAL		0-0-0		0-0-0		0-0-0
9-18-0		0-4-0	0-0-0		NON-CONFERENCE		1-5-0		6-8-0		2-1-0
6-13-0		0-2-0	0-0-0		HOME		1-4-0		3-6-0		2-1-0
3-5-0		0-2-0	0-0-0		AWAY		0-1-0		3-2-0		0-0-0
0-0-0		0-0-0	0-0-0		NEUTRAL		0-0-0		0-0-0		0-0-0
8-16-0		1-2-0	0-0-0		CONFERENCE		0-6-0		2-1-0		5-7-0
4-8-0		0-0-0	0-0-0		HOME		0-3-0		0-0-0		4-5-0
4-8-0		1-2-0	0-0-0		AWAY		0-3-0		2-1-0		1-2-0
0-0-0		0-0-0	0-0-0		NEUTRAL		0-0-0		0-0-0		0-0-0
RPI S	Opponent	Score	RPI S	Opponent	Score	RPI S	Opponent	Score	RPI S	Opponent	Score
5 A	Florida St.	7 9				60 H	North Florida	1 12	102 H	TCU	0 10
5 H	Florida St.	0 9				60 H	North Florida	4 10	102 H	TCU	5 3
23 A	Florida	6 7				60 H	North Florida	2 10	102 H	TCU	0 13
23 H	Florida	5 8				66 A	FGCU	2 10	119 A	Ga. Southern	4 11
24 A	Mercer	5 2				66 A	FGCU	1 11	119 H	Ga. Southern	4 8
24 A	Mercer	1 6				66 A	FGCU	2 4	120 A	UCF	4 0
24 A	Mercer	5 13				74 H	East Carolina	3 2	120 A	UCF	2 5
						74 H	East Carolina	4 6	120 H	UCF	7 5
						74 H	East Carolina	9 16	120 H	UCF	4 6
						81 H	Col. of Charleston	5 12	127 A	Kennesaw St.	4 14
						90 A	Bethune-Cookman	2 3	127 A	Kennesaw St.	4 0
						90 H	Bethune-Cookman	3 5	127 A	Kennesaw St.	12 10
									130 H	Radford	5 11
									130 H	Radford	2 1
									130 H	Radford	4 7
									141 A	FIU	8 3
									141 A	FIU	12 0
									153 H	Richmond	5 4
									153 H	Richmond	9 8
									153 H	Richmond	3 8
									176 H	Stetson	1 8
									176 H	Stetson	9 7
									176 H	Stetson	8 9
									203 H	Lipscomb	2 8
									203 H	Lipscomb	3 12
									203 H	Lipscomb	6 2
									208 H	USC Upstate	7 19
			LAST 10 GAMES			203 H	Lipscomb	3 12	66 A	FGCU	2 10
						203 H	Lipscomb	2 8	66 A	FGCU	2 4
						203 H	Lipscomb	6 2	66 A	FGCU	1 11
						141 A	FIU	12 0	60 H	North Florida	1 12
						141 A	FIU	8 3	60 H	North Florida	4 10

Non-Div. I Games:

Jacksonville



RPI	S	Opponent	Score	
208	H	USC Upstate	3	0
208	H	USC Upstate	6	4
283	A	Northern Ky.	2	5
283	A	Northern Ky.	3	4
283	A	Northern Ky.	4	1

Jacksonville

J  
a  
c  
k  
s  
o  
n  
v  
i  
l  
l  
e

J  
a  
c  
k  
s  
o  
n  
v  
i  
l  
l  
e



Average RPI Win:	222	WON-LOST	WINNING	LAST 10	STRENGTH OF	OPP. STRENGTH	TEAM	ADJ	CONF.	ADJ CONF.	
Average RPI Loss:	180	RECORD	PCT. RANK	GAMES	SCHEDULE	OF SCHEDULE	RPI	RPI	RPI	RPI	
DIV. I ONLY	22-21-0	.51163	139	7-3-0	271	224	199	.47219	199	27	27
DIV. I NON-CONF.	7-16-0	.30435	253	1-0-0	200	120	233	.45428	233	26	26
<hr/>											
TOTALS	RPI 1-25	RPI 26-50		W-L RECORDS		RPI 51-100		RPI 101-150		RPI 150+	
22-21-0	0-1-0	1-2-0		OVERALL		0-0-0		1-5-0		20-13-0	
7-6-0	0-0-0	0-1-0		HOME		0-0-0		0-0-0		7-5-0	
13-12-0	0-1-0	1-1-0		AWAY		0-0-0		1-4-0		11-6-0	
2-3-0	0-0-0	0-0-0		NEUTRAL		0-0-0		0-1-0		2-2-0	
7-16-0	0-1-0	1-2-0		NON-CONFERENCE		0-0-0		1-5-0		5-8-0	
1-4-0	0-0-0	0-1-0		HOME		0-0-0		0-0-0		1-3-0	
4-9-0	0-1-0	1-0-		AWAY		0-0-0		1-4-0		2-3-0	
2-3-0	0-0-0	0-0-0		NEUTRAL		0-0-0		0-1-0		2-2-0	
15-5-0	0-0-0	0-0-0		CONFERENCE		0-0-0		0-0-0		15-5-0	
6-2-0	0-0-0	0-0-0		HOME		0-0-0		0-0-0		6-2-0	
9-3-0	0-0-0	0-0-0		AWAY		0-0-0		0-0-0		9-3-0	
0-0-0	0-0-0	0-0-0		NEUTRAL		0-0-0		0-0-0		0-0-0	
RPI S	Opponent	Score	RPI S	Opponent	Score	RPI S	Opponent	Score	RPI S	Opponent	Score
22 A	Kansas St.	2 3	48 A	Creighton	3 4				125 N	Stephen F. Austin	2 9
			48 A	Creighton	4 2				126 A	Minnesota	10 9
			48 H	Creighton	4 11				126 A	Minnesota	1 6
									129 A	Wichita St.	3 5
									138 A	UTSA	0 5
									146 A	Missouri	4 11
									151 A	Iowa	6 5
									151 H	Iowa	0 3
									151 N	Iowa	1 4
									151 N	Iowa	7 6
									151 N	Iowa	9 6
									205 A	Northern Colo.	12 13
									205 A	Northern Colo.	3 19
									234 A	Western Ill.	5 3
									234 A	Western Ill.	9 2
									234 A	Western Ill.	5 3
									234 A	Western Ill.	11 6
									235 N	Penn St.	0 3
									236 A	Oakland	8 2
									236 A	Oakland	7 2
									236 A	Oakland	0 3
									236 A	Oakland	9 6
									236 H	Oakland	7 4
									236 H	Oakland	7 0
									241 H	North Dakota	13 2
									241 H	North Dakota	0 2
									241 H	North Dakota	3 5
			</								

Non-Div. I Games:

Neb. Omaha



RPI	S	Opponent	Score	
252	H	North Dakota St.	19	11
252	H	North Dakota St.	7	8
252	H	North Dakota St.	7	15
252	H	North Dakota St.	4	2
253	A	Air Force	11	10
253	A	Air Force	0	2
284	A	IPFW	5	6
284	A	IPFW	9	0
284	A	IPFW	2	6
284	A	IPFW	2	0
284	H	IPFW	2	0
284	H	IPFW	6	3

Neb. Omaha

N  
e  
b  
.  
O  
m  
a  
h  
a

N  
e  
b  
.  
O  
m  
a  
h  
a



[illegible]

**Non-Div. I Games:**

Binghamton



RPI	S	Opponent	Score	
226	A	Stony Brook	1	4
226	A	Stony Brook	8	1
226	H	Stony Brook	1	5
226	H	Stony Brook	4	8
226	H	Stony Brook	3	1
242	H	St. Bonaventure	2	4
257	A	Bucknell	5	4
257	A	Bucknell	1	3
272	A	UMBC	17	11
272	A	UMBC	4	7
272	A	UMBC	0	2
272	H	UMBC	9	0
272	H	UMBC	1	0
272	H	UMBC	0	1
276	A	N.C. A&T	9	4
276	A	N.C. A&T	10	4
276	A	N.C. A&T	13	0
276	A	N.C. A&T	9	6

Binghamton

B  
i  
n  
g  
h  
a  
m  
t  
o  
n

B  
i  
n  
g  
h  
a  
m  
t  
o  
n



V  
a  
l  
p  
a  
r  
a  
i  
s  
o

Valparaiso



RPI	S	Opponent	Score	
254	A	Youngstown St.	6	3
254	A	Youngstown St.	9	2
254	A	Youngstown St.	3	4
256	N	Villanova	7	6
257	N	Bucknell	6	2
262	N	Yale	9	2
278	N	Ohio	1	0
296	H	Chicago St.	5	2



Average RPI Win:		150	WON-LOST RECORD		WINNING PCT. RANK		LAST 10 GAMES		STRENGTH OF SCHEDULE		OPP. STRENGTH OF SCHEDULE		TEAM RPI		ADJ RPI		CONF. RPI		ADJ CONF. RPI	
DIV. I ONLY			18-33-0		.35294 244		2-8-0		127		70		202		.47015 202		5		5	
DIV. I NON-CONF.			11-13-0		.45833 166		0-1-0		259		143		234		.4541 234		7		7	
TOTALS		RPI 1-25		RPI 26-50		W-L RECORDS		RPI 51-100		RPI 101-150		RPI 150+								
18-33-0		0-5-0		4-7-0		OVERALL		3-6-0		4-10-0		7-5-0								
11-15-0		0-5-0		4-4-0		HOME		0-0-0		2-3-0		5-3-0								
7-18-0		0-0-0		0-3-0		AWAY		3-6-0		2-7-0		2-2-0								
0-0-0		0-0-0		0-0-0		NEUTRAL		0-0-0		0-0-0		0-0-0								
11-13-0		0-2-0		1-1-0		NON-CONFERENCE		2-4-0		1-1-0		7-5-0								
7-7-0		0-2-0		1-1-0		HOME		0-0-0		1-1-0		5-3-0								
4-6-0		0-0-0		0-0-		AWAY		2-4-0		0-0-0		2-2-0								
0-0-0		0-0-0		0-0-0		NEUTRAL		0-0-0		0-0-0		0-0-0								
7-20-0		0-3-0		3-6-0		CONFERENCE		1-2-0		3-9-0		0-0-0								
4-8-0		0-3-0		3-3-0		HOME		0-0-0		1-2-0		0-0-0								
3-12-0		0-0-0		0-3-0		AWAY		1-2-0		2-7-0		0-0-0								
0-0-0		0-0-0		0-0-0		NEUTRAL		0-0-0		0-0-0		0-0-0								
RPI	S	Opponent		Score		RPI	S	Opponent		Score		RPI	S	Opponent		Score				
14	H	South Ala.		8 10		27	A	La.-Lafayette		2 9		51	A	Sam Houston St.		3 7				
14	H	South Ala.		6 9		27	A	La.-Lafayette		2 5		51	A	Sam Houston St.		2 1				
14	H	South Ala.		2 7		27	A	La.-Lafayette		2 3		51	A	Sam Houston St.		2 4				
19	H	Ole Miss		3 8		35	H	Wake Forest		9 0		54	A	Middle Tenn.		6 7				
19	H	Ole Miss		4 10		35	H	Wake Forest		4 11		54	A	Middle Tenn.		11 3				
						39	H	Troy		4 2		54	A	Middle Tenn.		4 5				
						39	H	Troy		0 10		85	A	Memphis		5 3				
						39	H	Troy		6 10		85	A	Memphis		2 4				
						47	H	Fla. Atlantic		8 5		85	A	Memphis		1 3				
						47	H	Fla. Atlantic		6 8										
						47	H	Fla. Atlantic		8 4										
						LAST 10 GAMES														
						54	A	Middle Tenn.		4 5		136	A	Western Ky.		3 2				
						54	A	Middle Tenn.		6 7		14	H	South Ala.		2 7				
						54	A	Middle Tenn.		11 3		14	H	South Ala.		6 9				
						136	A	Western Ky.		1 9		14	H	South Ala.		8 10				
						136	A	Western Ky.		2 7		298	H	Mississippi Val.		6 11				
												298	H	Mississippi Val.		9 0				

**Non-Div. I Games:**

La.-Monroe



Average RPI Win: 178		WON-LOST RECORD		WINNING PCT. RANK		LAST 10 GAMES		STRENGTH OF SCHEDULE		OPP. STRENGTH OF SCHEDULE		TEAM RPI		ADJ RPI		CONF. RPI		ADJ CONF. RPI	
DIV. I ONLY		21-31-0		.40385 215		7-3-0		160		166		203		.46954 203		16		16	
DIV. I NON-CONF.		11-17-0		.39286 208		1-0-0		201		184		247		.44575 246		17		17	
TOTALS		RPI 1-25		RPI 26-50		W-L RECORDS		RPI 51-100		RPI 101-150		RPI 150+							
21-31-0		1-6-0		0-2-0		OVERALL		4-5-0		3-3-0		13-15-0							
12-16-0		0-0-0		0-1-0		HOME		2-2-0		2-0-0		8-13-0							
9-15-0		1-6-0		0-1-0		AWAY		2-3-0		1-3-0		5-2-0							
0-0-0		0-0-0		0-0-0		NEUTRAL		0-0-0		0-0-0		0-0-0							
11-17-0		0-4-0		0-2-0		NON-CONFERENCE		2-1-0		3-0-0		6-10-0							
9-10-0		0-0-0		0-1-0		HOME		1-0-0		2-0-0		6-9-0							
2-7-0		0-4-0		0-0-		AWAY		1-1-0		1-0-0		0-1-0							
0-0-0		0-0-0		0-0-0		NEUTRAL		0-0-0		0-0-0		0-0-0							
10-14-0		1-2-0		0-0-0		CONFERENCE		2-4-0		0-3-0		7-5-0							
3-6-0		0-0-0		0-0-0		HOME		1-2-0		0-0-0		2-4-0							
7-8-0		1-2-0		0-0-0		AWAY		1-2-0		0-3-0		5-1-0							
0-0-0		0-0-0		0-0-0		NEUTRAL		0-0-0		0-0-0		0-0-0							
RPI	S	Opponent		Score		RPI	S	Opponent		Score		RPI	S	Opponent		Score			
1	A	Vanderbilt		1	4	36	A	Austin Peay		4	6	54	A	Middle Tenn.		3	2		
19	A	Ole Miss		5	8	36	H	Austin Peay		1	3	60	H	North Florida		2	8		
19	A	Ole Miss		8	9							60	H	North Florida		5	7		
19	A	Ole Miss		1	10							60	H	North Florida		4	3		
24	A	Mercer		8	4							66	A	FGCU		0	8		
24	A	Mercer		4	7							66	A	FGCU		3	4		
24	A	Mercer		2	5							66	A	FGCU		5	2		
												91	A	Belmont		4	5		
												91	H	Belmont		5	3		
							</												

Non-Div. I Games:

Lipscomb



Lipscomb



Average RPI Win:	229	WON-LOST	WINNING	LAST 10	STRENGTH OF	OPP. STRENGTH	TEAM	ADJ	CONF.	ADJ CONF.				
Average RPI Loss:	140	RECORD	PCT. RANK	GAMES	SCHEDULE	OF SCHEDULE	RPI	RPI	RPI	RPI				
DIV. I ONLY	23-25-0	.47917	169	6-4-0	252	239	204	.46916	204	30	30			
DIV. I NON-CONF.	9-19-0	.32143	241	0-1-0	123	97	197	.48048	196	28	30			
<hr/>														
TOTALS	RPI 1-25	RPI 26-50		W-L RECORDS		RPI 51-100		RPI 101-150		RPI 150+				
23-25-0	0-1-0	0-0-0		OVERALL		2-10-0		1-3-0		20-11-0				
11-6-0	0-0-0	0-0-0		HOME		0-1-0		0-0-0		11-5-0				
11-16-0	0-0-0	0-0-0		AWAY		1-8-0		1-2-0		9-6-0				
1-3-0	0-1-0	0-0-0		NEUTRAL		1-1-0		0-1-0		0-0-0				
<hr/>														
9-19-0	0-1-0	0-0-0		NON-CONFERENCE		2-10-0		1-3-0		6-5-0				
2-3-0	0-0-0	0-0-0		HOME		0-1-0		0-0-0		2-2-0				
6-13-0	0-0-0	0-0-		AWAY		1-8-0		1-2-0		4-3-0				
1-3-0	0-1-0	0-0-0		NEUTRAL		1-1-0		0-1-0		0-0-0				
<hr/>														
14-6-0	0-0-0	0-0-0		CONFERENCE		0-0-0		0-0-0		14-6-0				
9-3-0	0-0-0	0-0-0		HOME		0-0-0		0-0-0		9-3-0				
5-3-0	0-0-0	0-0-0		AWAY		0-0-0		0-0-0		5-3-0				
0-0-0	0-0-0	0-0-0		NEUTRAL		0-0-0		0-0-0		0-0-0				
<hr/>														
RPI	S	Opponent	Score		RPI	S	Opponent	Score		RPI	S	Opponent	Score	
6	N	Oregon St.	2	5						118	A	Sacramento St.	0	1
					52	H	BYU	7	15	118	A	Sacramento St.	3	10
					77	A	Cal St. Northridge	3	4	118	A	Sacramento St.	6	4
					77	A	Cal St. Northridge	1	3	135	N	UC Riverside	7	8
					77	A	Cal St. Northridge	2	8	159	A	Utah	2	3
					77	A	Cal St. Northridge	4	5	159	H	Utah	6	7
					86	A	Arizona	3	1	174	A	Portland	3	7
					86	A	Arizona	5	14	174	A	Portland	3	1
					89	A	Texas Tech	2	9	174	A	Portland	7	6
					89	A	Texas Tech	0	6	186	H	Nevada	3	10
					93	N	Gonzaga	6	2	186	H	Nevada	6	5
					93	N	Gonzaga	4	6	186	H	Nevada	17	6
										205	A	Northern Colo.	3	4
										205	A	Northern Colo.	11	4
										205	A	Northern Colo.	2	4
										205	A	Northern Colo.	13	5
										229	H	Houston Baptist	3	4
										229	H	Houston Baptist	3	2
										229	H	Houston Baptist	3	5
										229	H	Houston Baptist	10	3
										243	A	St. Mary's (CA)	9	6
										243	A	St. Mary's (CA)	0	3
										243	A	St. Mary's (CA)	6	3
										277	A	NJIT	5	1
										277	A	NJIT	7	9
										277	A	NJIT	3	1
										277	A	NJIT	9	2
<hr/>														
LAST 10 GAMES														
					293	H	NYIT	3	8	205	A	Northern Colo.	3	4
					293	H	NYIT	13	4	205	A	Northern Colo.	11	4
					293	H	NYIT	14	2	205	A	Northern Colo.	2	4
					293	H	NYIT	12	3	52	H	BYU	7	15
					205	A	Northern Colo.	13	5	296	H	Chicago St.	15	3

Non-Div. I Games:

Utah Valley



RPI	S	Opponent	Score	
293	H	NYIT	3	8
293	H	NYIT	12	3
293	H	NYIT	14	2
293	H	NYIT	13	4
296	H	Chicago St.	3	2
296	H	Chicago St.	15	8
296	H	Chicago St.	8	3
296	H	Chicago St.	15	3

Utah Valley

U  
t  
a  
h  
V  
a  
l  
l  
e  
y

U  
t  
a  
h  
V  
a  
l  
l  
e  
y



Average RPI Win: 224		WON-LOST RECORD		WINNING PCT. RANK		LAST 10 GAMES		STRENGTH OF SCHEDULE		OPP. STRENGTH OF SCHEDULE		TEAM RPI		ADJ RPI		CONF. RPI		ADJ CONF. RPI	
DIV. I ONLY		24-22-0		.52174 135		7-3-0		249		261		206		.46811 205		30		30	
DIV. I NON-CONF.		8-15-0		.34783 225		0-1-0		191		176		226		.4586 225		28		30	
TOTALS		RPI 1-25		RPI 26-50		W-L RECORDS		RPI 51-100		RPI 101-150		RPI 150+							
24-22-0		1-1-0		0-2-0		OVERALL		1-6-0		0-0-0		22-13-0							
16-7-0		0-0-0		0-0-0		HOME		0-0-0		0-0-0		16-7-0							
6-14-0		1-1-0		0-2-0		AWAY		0-5-0		0-0-0		5-6-0							
2-1-0		0-0-0		0-0-0		NEUTRAL		1-1-0		0-0-0		1-0-0							
8-15-0		1-1-0		0-2-0		NON-CONFERENCE		1-6-0		0-0-0		6-6-0							
4-3-0		0-0-0		0-0-0		HOME		0-0-0		0-0-0		4-3-0							
2-11-0		1-1-0		0-0-		AWAY		0-5-0		0-0-0		1-3-0							
2-1-0		0-0-0		0-0-0		NEUTRAL		1-1-0		0-0-0		1-0-0							
16-7-0		0-0-0		0-0-0		CONFERENCE		0-0-0		0-0-0		16-7-0							
12-4-0		0-0-0		0-0-0		HOME		0-0-0		0-0-0		12-4-0							
4-3-0		0-0-0		0-0-0		AWAY		0-0-0		0-0-0		4-3-0							
0-0-0		0-0-0		0-0-0		NEUTRAL		0-0-0		0-0-0		0-0-0							
RPI S	Opponent	Score		RPI S	Opponent	Score		RPI S	Opponent	Score		RPI S	Opponent	Score					
22 A	Kansas St.	3	0	30 A	Nebraska	1	5	52 N	BYU	6	4	181 H	South Dakota St.	13	12				
22 A	Kansas St.	0	11	30 A	Nebraska	5	10	52 N	BYU	0	9	181 H	South Dakota St.	8	11				
								82 A	CSU Bakersfield	0	12	181 H	South Dakota St.	1	5				
								82 A	CSU Bakersfield	1	4	199 H	Neb. Omaha	13	12				
								82 A	CSU Bakersfield	3	4	199 H	Neb. Omaha	19	3				
								82 A	CSU Bakersfield	0	9	204 H	Utah Valley	4	11				
								89 A	Texas Tech	1	10	204 H	Utah Valley	4	3				
												204 H	Utah Valley	5	13				
												204 H	Utah Valley	4	2				
												211 N	Northern Ill.	3	2				
												223 H	Tex.-Pan American	6	4				
												223 H	Tex.-Pan American	6	5				
												223 H	Tex.-Pan American	5	2				
												223 H	Tex.-Pan American	16	3				
												229 A	Houston Baptist	2	8				
												229 A	Houston Baptist	7	6				
												229 A	Houston Baptist	2	3				
												241 H	North Dakota	5	2				
												241 H	North Dakota	4	3				
												241 H	North Dakota	5	3				
												241 H	North Dakota	7	23				
												253 A	Air Force	7	9				
												253 H	Air Force	7	9				
												253 H	Air Force	12	4				
												277 H	NJIT	7	4				
												277 H	NJIT	15	5				
												277 H	NJIT	16	6				
LAST 10 GAMES																			
223 H Tex.-Pan American				6 5				204 H Utah Valley				4 3							
223 H Tex.-Pan American				5 2				204 H Utah Valley				4 11							
223 H Tex.-Pan American				16 3				204 H Utah Valley				4 2							
223 H Tex.-Pan American				6 4				253 H Air Force				7 9							
204 H Utah Valley				5 13				229 A Houston Baptist				7 6							

Non-Div. I Games: Adams St. 14 6

Northern Colo.



RPI	S	Opponent	Score	
277	H	NJIT	1	2
280	A	Santa Clara	1	7
280	A	Santa Clara	1	6
280	A	Santa Clara	3	2
296	A	Chicago St.	1	0
296	A	Chicago St.	8	3
296	A	Chicago St.	4	7
296	A	Chicago St.	5	1

Northern Colo.

N  
o  
r  
t  
h  
e  
r  
n  
C  
o  
l  
o  
.

N  
o  
r  
t  
h  
e  
r  
n  
C  
o  
l  
o  
.



Average RPI Win:		214	WON-LOST RECORD		WINNING PCT. RANK	LAST 10 GAMES	STRENGTH OF SCHEDULE		OPP. STRENGTH OF SCHEDULE	TEAM RPI	ADJ RPI	CONF. RPI	ADJ CONF. RPI				
DIV. I ONLY			18-30-0		.375	233	4-6-0		157	209	207	.46799	206	19	19		
DIV. I NON-CONF.			4-18-0		.18182	280	0-2-0		142	174	270	.43241	268	21	21		
TOTALS		RPI 1-25		RPI 26-50		W-L RECORDS		RPI 51-100		RPI 101-150		RPI 150+					
18-30-0		0-3-0		1-3-0		OVERALL		1-9-0		1-3-0		15-12-0					
6-14-0		0-1-0		1-2-0		HOME		1-7-0		1-2-0		3-2-0					
11-15-0		0-2-0		0-1-0		AWAY		0-2-0		0-1-0		11-9-0					
1-1-0		0-0-0		0-0-0		NEUTRAL		0-0-0		0-0-0		1-1-0					
4-18-0		0-3-0		0-1-0		NON-CONFERENCE		0-4-0		0-1-0		4-9-0					
1-4-0		0-1-0		0-0-0		HOME		0-2-0		0-0-0		1-1-0					
2-13-0		0-2-0		0-0-		AWAY		0-2-0		0-1-0		2-7-0					
1-1-0		0-0-0		0-0-0		NEUTRAL		0-0-0		0-0-0		1-1-0					
14-12-0		0-0-0		1-2-0		CONFERENCE		1-5-0		1-2-0		11-3-0					
5-10-0		0-0-0		1-2-0		HOME		1-5-0		1-2-0		2-1-0					
9-2-0		0-0-0		0-0-0		AWAY		0-0-0		0-0-0		9-2-0					
0-0-0		0-0-0		0-0-0		NEUTRAL		0-0-0		0-0-0		0-0-0					
RPI	S	Opponent		Score		RPI	S	Opponent		Score		RPI	S	Opponent		Score	
15	A	Indiana		2	5	31	A	Kentucky		2	6	57	A	Western Caro.		7	11
21	A	Louisville		6	17	36	H	Austin Peay		2	1	86	A	West Virginia		1	2
21	H	Louisville		0	4	36	H	Austin Peay		6	9	86	H	West Virginia		9	16
						36	H	Austin Peay		8	10	91	H	Belmont		0	1
												91	H	Belmont		1	14
												91	H	Belmont		6	13
												92	H	Appalachian St.		6	9
												100	H	Jacksonville St.		4	9
												100	H	Jacksonville St.		9	10
												100	H	Jacksonville St.		14	6
														103 H Tennessee Tech		1	5
														103 H Tennessee Tech		4	5
														103 H Tennessee Tech		18	7
														112 A Furman		3	7
														168 A Eastern Ill.		4	0
														168 A Eastern Ill.		10	6
														175 A Southern Ill.		1	4
														175 A Southern Ill.		3	4
														175 A Southern Ill.		2	6
														179 A Miami (OH)		5	6
														179 H Miami (OH)		2	19
														182 A Charleston So.		5	6
														182 A Charleston So.		4	17
														182 A Charleston So.		5	1
														215 A Winthrop		7	6
														222 N Army		8	6
														225 H Marshall		10	3
														225 N Marshall		4	7
														247 A Southeast Mo. St.		6	8
														247 A Southeast Mo. St.		3	5
														247 A Southeast Mo. St.		7	1
														266 A SIU Edwardsville		5	2
														266 A SIU Edwardsville		6	2
														266 A SIU Edwardsville		7	5
														270 A Morehead St.		18	6
														270 A Morehead St.		30	14
														270 A Morehead St.		5	4
LAST 10 GAMES																	
											</						

Non-Div. I Games:

Eastern Ky.



RPI	S	Opponent	Score	
278	A	Ohio	3	10
287	H	UT Martin	30	4
287	H	UT Martin	1	5
287	H	UT Martin	7	3

Eastern Ky.

E  
a  
s  
t  
e  
r  
n  
K  
y  
.

E  
a  
s  
t  
e  
r  
n  
K  
y  
.



Average RPI Win:	215	WON-LOST	WINNING	LAST 10	STRENGTH OF	OPP. STRENGTH	TEAM	ADJ	CONF.	ADJ CONF.	
Average RPI Loss:	162	RECORD	PCT. RANK	GAMES	SCHEDULE	OF SCHEDULE	RPI	RPI	RPI	RPI	
DIV. I ONLY	23-24-0	.48936	164	5-5-0	259	198	208	.46772	207	20	20
DIV. I NON-CONF.	8-18-0	.30769	251	1-3-0	276	152	279	.41873	279	24	24
<hr/>											
TOTALS	RPI 1-25	RPI 26-50		W-L RECORDS		RPI 51-100		RPI 101-150		RPI 150+	
23-24-0	0-1-0	0-0-0		OVERALL		2-6-0		4-2-0		17-15-0	
14-6-0	0-0-0	0-0-0		HOME		1-0-0		2-1-0		11-5-0	
8-16-0	0-1-0	0-0-0		AWAY		1-6-0		2-1-0		5-8-0	
1-2-0	0-0-0	0-0-0		NEUTRAL		0-0-0		0-0-0		1-2-0	
<hr/>											
8-18-0	0-1-0	0-0-0		NON-CONFERENCE		2-6-0		0-0-0		6-11-0	
5-3-0	0-0-0	0-0-0		HOME		1-0-0		0-0-0		4-3-0	
2-13-0	0-1-0	0-0-		AWAY		1-6-0		0-0-0		1-6-0	
1-2-0	0-0-0	0-0-0		NEUTRAL		0-0-0		0-0-0		1-2-0	
<hr/>											
15-6-0	0-0-0	0-0-0		CONFERENCE		0-0-0		4-2-0		11-4-0	
9-3-0	0-0-0	0-0-0		HOME		0-0-0		2-1-0		7-2-0	
6-3-0	0-0-0	0-0-0		AWAY		0-0-0		2-1-0		4-2-0	
0-0-0	0-0-0	0-0-0		NEUTRAL		0-0-0		0-0-0		0-0-0	
<hr/>											
RPI S	Opponent	Score	RPI S	Opponent	Score	RPI S	Opponent	Score	RPI S	Opponent	Score
7	A	North Carolina St.	0			61	A	New Mexico	3		
									16		
						61	A	New Mexico	4		
									17		
						73	A	Delaware	0		
									2		
						73	A	Delaware	0		
									4		
						73	H	Delaware	3	2	
						89	A	Texas Tech	0		
									7		
						89	A	Texas Tech	0		
									3		
						89	A	Texas Tech	6	5	

Non-Div. I Games:

La Salle



RPI	S	Opponent	Score	
256	N	Villanova	3	6
269	H	Fordham	3	1
269	H	Fordham	3	2
269	H	Fordham	4	2
279	H	Massachusetts	9	7
279	H	Massachusetts	17	5
279	H	Massachusetts	6	2
288	A	Lafayette	6	2
288	H	Lafayette	9	6
296	H	Chicago St.	7	0
296	H	Chicago St.	1	6

L  
a  
S  
a  
l  
l  
e

L  
a  
S  
a  
l  
l  
e

La Salle



Average RPI Win:	203	WON-LOST RECORD	WINNING PCT. RANK	LAST 10 GAMES	STRENGTH OF SCHEDULE	OPP. STRENGTH OF SCHEDULE	TEAM RPI	ADJ RPI	CONF. RPI	ADJ CONF. RPI					
DIV. I ONLY		25-25-0	.5	148	3-7-0	244	129	209	.46681	208	16	16			
DIV. I NON-CONF.		17-9-0	.65385	62	2-1-0	277	147	168	.48911	167	17	17			
<hr/>															
TOTALS	RPI 1-25	RPI 26-50		W-L RECORDS		RPI 51-100		RPI 101-150		RPI 150+					
25-25-0	0-4-0	0-1-0		OVERALL		1-2-0		4-7-0		20-11-0					
18-12-0	0-3-0	0-1-0		HOME		0-0-0		3-2-0		15-6-0					
7-12-0	0-1-0	0-0-0		AWAY		1-2-0		1-4-0		5-5-0					
0-1-0	0-0-0	0-0-0		NEUTRAL		0-0-0		0-1-0		0-0-0					
17-9-0	0-1-0	0-1-0		NON-CONFERENCE		0-0-0		3-2-0		14-5-0					
14-4-0	0-0-0	0-1-0		HOME		0-0-0		2-0-0		12-3-0					
3-4-0	0-1-0	0-0-		AWAY		0-0-0		1-1-0		2-2-0					
0-1-0	0-0-0	0-0-0		NEUTRAL		0-0-0		0-1-0		0-0-0					
8-16-0	0-3-0	0-0-0		CONFERENCE		1-2-0		1-5-0		6-6-0					
4-8-0	0-3-0	0-0-0		HOME		0-0-0		1-2-0		3-3-0					
4-8-0	0-0-0	0-0-0		AWAY		1-2-0		0-3-0		3-3-0					
0-0-0	0-0-0	0-0-0		NEUTRAL		0-0-0		0-0-0		0-0-0					
<hr/>															
RPI	S	Opponent	Score	RPI	S	Opponent	Score	RPI	S	Opponent	Score				
11	A	South Carolina	3 12	31	H	Kentucky	10 11	66	A	FGCU	2 3	107	H	East Tenn. St.	4 10
24	H	Mercer	3 7					66	A	FGCU	17 9	107	H	East Tenn. St.	6 3
24	H	Mercer	7 8					66	A	FGCU	2 3	107	H	East Tenn. St.	0 8
24	H	Mercer	5 12									112	A	Furman	5 6
												112	N	Furman	6 11
												113	A	Presbyterian	13 7
												113	H	Presbyterian	5 2
												127	A	Kennesaw St.	2 5
												127	A	Kennesaw St.	6 7
												127	A	Kennesaw St.	2 4
												132	H	Charlotte	6 0
												173	A	Gardner-Webb	1 4
												173	H	Gardner-Webb	9 2
												176	H	Stetson	2 10
												176	H	Stetson	2 6
												176	H	Stetson	8 6
												182	A	Charleston So.	8 7
												182	H	Charleston So.	3 9
												195	A	UNC Asheville	4 5
												195	H	UNC Asheville	10 8
												198	A	Jacksonville	4 6
												198	A	Jacksonville	0 3
												198	A	Jacksonville	19 7
												203	A	Lipscomb	4 0
												203	A	Lipscomb	5 3
												203	A	Lipscomb	4 6
												212	H	Davidson	8 3



RPI	S	Opponent	Score	
213	H	Niagara	23	6
225	H	Marshall	3	0
225	H	Marshall	6	5
228	A	Wofford	12	0
228	H	Wofford	11	12
232	H	Akron	4	6
232	H	Akron	8	2
232	H	Akron	11	2
261	H	George Washington	5	0
261	H	George Washington	3	1
261	H	George Washington	9	3
283	H	Northern Ky.	3	5
283	H	Northern Ky.	5	4
283	H	Northern Ky.	4	1
286	H	Dayton	4	3



Average RPI Win:		178	WON-LOST RECORD		WINNING PCT. RANK	LAST 10 GAMES		STRENGTH OF SCHEDULE		OPP. STRENGTH OF SCHEDULE	TEAM RPI	ADJ RPI	CONF. RPI	ADJ CONF. RPI			
Average RPI Loss:		129															
DIV. I ONLY			22-29-0		.43137	197	4-6-0		190	156	210	.46666	209	12	12		
DIV. I NON-CONF.			13-11-0		.54167	118	1-0-0		222	241	210	.4695	210	12	12		
TOTALS		RPI 1-25		RPI 26-50		W-L RECORDS		RPI 51-100		RPI 101-150		RPI 150+					
22-29-0		1-0-0		0-3-0		OVERALL		2-12-0		3-4-0		16-10-0					
14-16-0		0-0-0		0-1-0		HOME		1-8-0		2-2-0		11-5-0					
7-13-0		1-0-0		0-2-0		AWAY		1-4-0		1-2-0		4-5-0					
1-0-0		0-0-0		0-0-0		NEUTRAL		0-0-0		0-0-0		1-0-0					
13-11-0		1-0-0		0-3-0		NON-CONFERENCE		0-2-0		0-1-0		12-5-0					
11-7-0		0-0-0		0-1-0		HOME		0-0-0		0-1-0		11-5-0					
1-4-0		1-0-0		0-0-		AWAY		0-2-0		0-0-0		0-0-0					
1-0-0		0-0-0		0-0-0		NEUTRAL		0-0-0		0-0-0		1-0-0					
9-18-0		0-0-0		0-0-0		CONFERENCE		2-10-0		3-3-0		4-5-0					
3-9-0		0-0-0		0-0-0		HOME		1-8-0		2-1-0		0-0-0					
6-9-0		0-0-0		0-0-0		AWAY		1-2-0		1-2-0		4-5-0					
0-0-0		0-0-0		0-0-0		NEUTRAL		0-0-0		0-0-0		0-0-0					
RPI	S	Opponent		Score		RPI	S	Opponent		Score		RPI	S	Opponent		Score	
7	A	North Carolina St.		8	5	29	A	Campbell		7	10	57	H	Western Caro.		7	10
						35	A	Wake Forest		4	5	57	H	Western Caro.		5	15
						35	H	Wake Forest		4	11	57	H	Western Caro.		3	7
												67	A	Duke		2	17
												74	A	East Carolina		9	11
												81	A	Col. of Charleston		3	11
												81	A	Col. of Charleston		12	0
												81	A	Col. of Charleston		2	3
												84	H	Elon		3	6
												84	H	Elon		8	14
												84	H	Elon		4	8
												92	H	Appalachian St.		1	9
												92	H	Appalachian St.		6	5
												92	H	Appalachian St.		5	9
														176 H Marist		3	7
														176 H Marist		6	5
														176 H Marist		9	4
														195 H UNC Asheville		10	9
														196 H Princeton		9	7
														212 A Davidson		5	7
														212 A Davidson		4	5
														212 A Davidson		8	6
														222 H Army		7	4
														222 H Army		8	5
														228 A Wofford		10	9
														228 A Wofford		1	4
														228 A Wofford		2	3
														250 H N.C. Central		17	8
LAST 10 GAMES																	
		112 A Furman		4	6	170 A Samford		9	15	222 H Army		8	5				
		112 A Furman		7	13	276 H N.C. A&T		6	2	228 A Wofford		10	9				
		112 A Furman		16	4	57 H Western Caro.		7	10	228 A Wofford		1	4				
		170 A Samford		7	6	57 H Western Caro.		5	15	228 A Wofford		2	3				
		170 A Samford		8	3	57 H Western Caro.		3	7	250 H N.C. Central		17	8				

Non-Div. I Games:

UNC Greensboro



RPI	S	Opponent	Score	
274	H	Lehigh	8	9
276	H	N.C. A&T	6	2
276	N	N.C. A&T	10	4
286	H	Dayton	2	3
286	H	Dayton	8	2
286	H	Dayton	8	9

UNC Greensboro

U  
N  
C  
G  
r  
e  
e  
n  
s  
b  
o  
r  
o

U  
N  
C  
G  
r  
e  
e  
n  
s  
b  
o  
r  
o



Average RPI Win: 198		WON-LOST	WINNING	LAST 10	STRENGTH OF		OPP. STRENGTH	TEAM	ADJ	CONF.	ADJ CONF.
Average RPI Loss: 112		RECORD	PCT. RANK	GAMES	SCHEDULE		OF SCHEDULE	RPI	RPI	RPI	RPI
DIV. I ONLY		21-26-0	.44681	191	3-7-0		209	116	205	.46663	210
DIV. I NON-CONF.		12-11-0	.52174	128	0-2-0		281	151	248	.44294	250
TOTALS		RPI 1-25	RPI 26-50		W-L RECORDS		RPI 51-100		RPI 101-150		RPI 150+
21-26-0	0-1-0	0-2-0		OVERALL		3-7-0		3-9-0		15-7-0	
15-11-0	0-0-0	0-1-0		HOME		1-3-0		1-5-0		13-2-0	
6-15-0	0-1-0	0-1-0		AWAY		2-4-0		2-4-0		2-5-0	
0-0-0	0-0-0	0-0-0		NEUTRAL		0-0-0		0-0-0		0-0-0	
12-11-0	0-1-0	0-2-0		NON-CONFERENCE		0-1-0		0-3-0		12-4-0	
10-7-0	0-0-0	0-1-0		HOME		0-1-0		0-3-0		10-2-0	
2-4-0	0-1-0	0-0-		AWAY		0-0-0		0-0-0		2-2-0	
0-0-0	0-0-0	0-0-0		NEUTRAL		0-0-0		0-0-0		0-0-0	
9-15-0	0-0-0	0-0-0		CONFERENCE		3-6-0		3-6-0		3-3-0	
5-4-0	0-0-0	0-0-0		HOME		1-2-0		1-2-0		3-0-0	
4-11-0	0-0-0	0-0-0		AWAY		2-4-0		2-4-0		0-3-0	
0-0-0	0-0-0	0-0-0		NEUTRAL		0-0-0		0-0-0		0-0-0	
RPI S	Opponent	Score		RPI S	Opponent	Score		RPI S	Opponent	Score	
4 A	LSU	3	7	27 A	La.-Lafayette	5	8	51 A	Sam Houston St.	2	5
				27 H	La.-Lafayette	9	11	51 A	Sam Houston St.	2	12
								51 A	Sam Houston St.	2	5
								62 H	Houston	5	11
								75 H	Central Ark.	6	1
								75 H	Central Ark.	4	6
								75 H	Central Ark.	1	5
								99 A	Lamar	14	13
								99 A	Lamar	0	1
								99 A	Lamar	9	6
								105 A	A&M-Corpus Christi	0	4
								105 A	A&M-Corpus Christi	1	3
								105 A	A&M-Corpus Christi	1	9
								108 A	Oral Roberts	5	1
								108 A	Oral Roberts	2	7
								108 A	Oral Roberts	3	1
								117 H	Towson	1	8
								117 H	Towson	5	12
								117 H	Towson	9	10
								125 H	Stephen F. Austin	3	5
								125 H	Stephen F. Austin	8	1
								125 H	Stephen F. Austin	0	3
								160 A	Nicholls St.	2	9
								160 A	Nicholls St.	3	4
								160 A	Nicholls St.	0	6
								162 A	Texas-Arlington	10	5
								162 A	Texas-Arlington	5	6
								162 A	Texas-Arlington	4	0
								202 A	La.-Monroe	8	17
								202 H	La.-Monroe	6	2
								217 H	Northwestern St.	8	5
								217 H	Northwestern St.	11	5
								217 H	Northwestern St.	5	4
								249 H	Louisiana Tech	2	0
								249 H	Louisiana Tech	6	5
								249 H	Louisiana Tech	0	6
								260 H	Ark.-Pine Bluff	2	1
LAST 10 GAMES				105 A	A&M-Corpus Christi	1	3	105 A	A&M-Corpus Christi	0	4
				4 A	LSU	3	7	4 A	LSU	3	7
				75 H	Central Ark.	4	6	75 H	Central Ark.	4	6
				75 H	Central Ark.	6	1	75 H	Central Ark.	6	1
108 A	Oral Roberts	5	1	108 A	Oral Roberts	2	7	108 A	Oral Roberts	3	1
108 A	Oral Roberts	2	7	62 H	Houston	5	11	105 A	A&M-Corpus Christi	1	9
108 A	Oral Roberts	3	1	105 A	A&M-Corpus Christi	1	9				

Non-Div. I Games: LSU-Alexandria 4 11 LSU-Alexandria 5 4

McNeese St.



RPI	S	Opponent	Score	
260	H	Ark.-Pine Bluff	2	0
260	H	Ark.-Pine Bluff	3	2
267	H	Harvard	11	0
267	H	Harvard	10	0
273	H	New Orleans	10	8
273	H	New Orleans	5	2
273	H	New Orleans	7	8

McNeese St.

M  
c  
N  
e  
e  
s  
e  
s  
t  
.

M  
c  
N  
e  
e  
s  
e  
s  
t  
.



Average RPI Win: Average RPI Loss:	202 168	WON-LOST RECORD	WINNING PCT. RANK	LAST 10 GAMES		STRENGTH OF SCHEDULE	OPP. STRENGTH OF SCHEDULE	TEAM RPI	ADJ RPI	CONF. RPI	ADJ CONF. RPI				
DIV. I ONLY		21-28-0	.42857	198	4-6-0	256	204	211	.46574	211	21	21			
DIV. I NON-CONF.		6-19-0	.24	267	1-1-0	199	210	250	.44307	248	19	19			
<hr/>															
TOTALS	RPI 1-25			RPI 26-50	W-L RECORDS		RPI 51-100			RPI 101-150		RPI 150+			
21-28-0	0-0-0			0-0-0	OVERALL		2-7-0			2-1-0		17-20-0			
7-4-0	0-0-0			0-0-0	HOME		0-0-0			1-0-0		6-4-0			
13-18-0	0-0-0			0-0-0	AWAY		1-4-0			1-0-0		11-14-0			
1-6-0	0-0-0			0-0-0	NEUTRAL		1-3-0			0-1-0		0-2-0			
6-19-0	0-0-0			0-0-0	NON-CONFERENCE		1-5-0			2-1-0		3-13-0			
1-1-0	0-0-0			0-0-0	HOME		0-0-0			1-0-0		0-1-0			
5-14-0	0-0-0			0-0-	AWAY		1-4-0			1-0-0		3-10-0			
0-4-0	0-0-0			0-0-0	NEUTRAL		0-1-0			0-1-0		0-2-0			
15-9-0	0-0-0			0-0-0	CONFERENCE		1-2-0			0-0-0		14-7-0			
6-3-0	0-0-0			0-0-0	HOME		0-0-0			0-0-0		6-3-0			
8-4-0	0-0-0			0-0-0	AWAY		0-0-0			0-0-0		8-4-0			
1-2-0	0-0-0			0-0-0	NEUTRAL		1-2-0			0-0-0		0-0-0			
RPI	S	Opponent	Score	RPI	S	Opponent	Score	RPI	S	Opponent	Score				
						52 N	BYU	3		5		122 H	Milwaukee	10	6
						88 A	Illinois St.	3		9		126 A	Minnesota	2	1
						89 A	Texas Tech	0		13		144 N	Dartmouth	0	1
						89 A	Texas Tech	0		8		151 A	Iowa	2	3
						91 A	Belmont	3		4		159 N	Utah	1	6
						91 A	Belmont	8		2		175 A	Southern Ill.	2	3
						97 N	Kent St.	3		0		175 A	Southern Ill.	2	4
						97 N	Kent St.	1		13		175 A	Southern Ill.	3	8
						97 N	Kent St.	2		3		179 H	Miami (OH)	3	1
												179 H	Miami (OH)	4	6
												179 H	Miami (OH)	4	3
												186 A	Nevada	12	4
												186 A	Nevada	3	7
												186 A	Nevada	0	13
												186 A	Nevada	1	3
												190 A	Central Mich.	7	2
												190 A	Central Mich.	5	3
												190 A	Central Mich.	3	6
												191 H	Eastern Mich.	2	1
												191 H	Eastern Mich.	7	12
												191 H	Eastern Mich.	12	17
												193 A	Toledo	2	9
						191 H	Eastern Mich.	7		12		193 A	Toledo	3	6
						191 H	Eastern Mich.	12		17		230 A	Ill.-Chicago	7	5
						191 H	Eastern Mich.	2		1		238 A	Bradley	5	11
						193 A	Toledo	2		9		179 H	Miami (OH)	4	6
						193 A	Toledo	3		6		179 H	Miami (OH)	4	3
												203 A	Lipscomb	8	12
												205 N	Northern Colo.	2	3
												230 A	Ill.-Chicago	7	5

**Non-Div. I Games:**

Northern Ill.



RPI	S	Opponent	Score	
232	A	Akron	14	4
232	A	Akron	4	3
232	A	Akron	2	1
238	A	Bradley	5	11
238	H	Bradley	0	19
251	H	Western Mich.	3	2
251	H	Western Mich.	5	3
251	H	Western Mich.	9	8
258	A	Murray St.	1	7
258	A	Murray St.	8	4
278	A	Ohio	4	5
278	A	Ohio	11	2
278	A	Ohio	10	3

Northern Ill.

N  
o  
r  
t  
h  
e  
r  
n  
I  
l  
l  
.

N  
o  
r  
t  
h  
e  
r  
n  
I  
l  
l  
.



Average RPI Win: 164		WON-LOST	WINNING	LAST 10	STRENGTH OF		OPP. STRENGTH	TEAM	ADJ		CONF.	ADJ CONF.
Average RPI Loss: 117		RECORD	PCT. RANK	GAMES	SCHEDULE		OF SCHEDULE	RPI	RPI		RPI	RPI
DIV. I ONLY		16-30-0	.34783	245	6-4-0		104	120	212		12	12
DIV. I NON-CONF.		6-13-0	.31579	247	1-1-0		100	180	242		12	12
TOTALS		RPI 1-25	RPI 26-50		W-L RECORDS		RPI 51-100		RPI 101-150		RPI 150+	
16-30-0		1-5-0	0-0-0		OVERALL		5-11-0		2-4-0		8-10-0	
13-12-0		1-0-0	0-0-0		HOME		3-6-0		2-1-0		7-5-0	
3-18-0		0-5-0	0-0-0		AWAY		2-5-0		0-3-0		1-5-0	
0-0-0		0-0-0	0-0-0		NEUTRAL		0-0-0		0-0-0		0-0-0	
6-13-0		1-5-0	0-0-0		NON-CONFERENCE		0-1-0		0-0-0		5-7-0	
6-4-0		1-0-0	0-0-0		HOME		0-0-0		0-0-0		5-4-0	
0-9-0		0-5-0	0-0-		AWAY		0-1-0		0-0-0		0-3-0	
0-0-0		0-0-0	0-0-0		NEUTRAL		0-0-0		0-0-0		0-0-0	
10-17-0		0-0-0	0-0-0		CONFERENCE		5-10-0		2-4-0		3-3-0	
7-8-0		0-0-0	0-0-0		HOME		3-6-0		2-1-0		2-1-0	
3-9-0		0-0-0	0-0-0		AWAY		2-4-0		0-3-0		1-2-0	
0-0-0		0-0-0	0-0-0		NEUTRAL		0-0-0		0-0-0		0-0-0	
RPI S	Opponent	Score	RPI S	Opponent	Score	RPI S	Opponent	Score	RPI S	Opponent	Score	
2 A	North Carolina	2 10				57 H	Western Caro.	7 5	112 H	Furman	7 6	
7 A	North Carolina St.	3 4				57 H	Western Caro.	2 5	112 H	Furman	22 2	
11 A	South Carolina	4 12				57 H	Western Caro.	4 9	112 H	Furman	1 7	
25 A	UNC Wilmington	2 15				67 A	Duke	3 9	119 A	Ga. Southern	4 9	
25 A	UNC Wilmington	1 4				78 A	Citadel	6 4	119 A	Ga. Southern	2 3	
25 H	UNC Wilmington	2 1				78 A	Citadel	7 22	119 A	Ga. Southern	4 6	
						78 A	Citadel	12 8	183 H	Cornell	2 3	
						81 H	Col. of Charleston	5 18	183 H	Cornell	9 10	
						81 H	Col. of Charleston	5 10	184 H	Georgetown	4 8	
						81 H	Col. of Charleston	5 4	208 A	USC Upstate	3 8	
						84 A	Elon	2 8	209 H	UNC Greensboro	7 5	
						84 A	Elon	1 6	209 H	UNC Greensboro	5 4	
						84 A	Elon	2 8	209 H	UNC Greensboro	6 8	
						92 H	Appalachian St.	4 3	215 A	Winthrop	4 8	
						92 H	Appalachian St.	1 4	215 H	Winthrop	3 5	
						92 H	Appalachian St.	4 10	228 A	Wofford	3 4	
									228 A	Wofford	3 2	
									228 A	Wofford	8 10	
									250 A	N.C. Central	1 3	
									250 H	N.C. Central	6 4	
									261 H	George Washington	6 5	
									261 H	George Washington	7 5	
									288 H	Lafayette	13 6	
									288 H	Lafayette	9 3	
LAST 10 GAMES												
250 H	N.C. Central	6 4	228 A	Wofford	3 2	7 A	North Carolina St.	3 4				
78 A	Citadel	6 4	228 A	Wofford	8 10	209 H	UNC Greensboro	7 5				
78 A	Citadel	12 8	209 H	UNC Greensboro	5 4							
78 A	Citadel	7 22										
228 A	Wofford	3 4										

Non-Div. I Games:

Davidson



N  
i  
a  
g  
a  
r  
a

Niagara



RPI	S	Opponent	Score	
242	H	St. Bonaventure	6	3
255	A	Saint Peter's	15	11
255	A	Saint Peter's	6	5
255	A	Saint Peter's	7	11
263	A	Fairfield	7	13
263	A	Fairfield	4	1
263	A	Fairfield	9	8
291	H	Iona	4	3
291	H	Iona	7	2
291	H	Iona	6	13

Niagara

N  
i  
a  
g  
a  
r  
a

N  
i  
a  
g  
a  
r  
a



Average RPI Win: 189		WON-LOST	WINNING	LAST 10	STRENGTH OF		OPP. STRENGTH	TEAM	ADJ		CONF.	ADJ CONF.
Average RPI Loss: 171		RECORD	PCT. RANK	GAMES	SCHEDULE		OF SCHEDULE	RPI	RPI		RPI	RPI
DIV. I ONLY		18-26-0	.40909	210	4-6-0		235	215	214		21	21
DIV. I NON-CONF.		5-13-0	.27778	262	0-0-0		93	209	192		19	19
TOTALS		RPI 1-25	RPI 26-50		W-L RECORDS		RPI 51-100		RPI 101-150		RPI 150+	
18-26-0		0-0-0	0-0-0		OVERALL		1-8-0		3-3-0		14-15-0	
5-8-0		0-0-0	0-0-0		HOME		0-0-0		0-0-0		5-8-0	
12-16-0		0-0-0	0-0-0		AWAY		1-7-0		3-3-0		8-6-0	
1-2-0		0-0-0	0-0-0		NEUTRAL		0-1-0		0-0-0		1-1-0	
5-13-0		0-0-0	0-0-0		NON-CONFERENCE		1-5-0		3-3-0		1-5-0	
0-0-0		0-0-0	0-0-0		HOME		0-0-0		0-0-0		0-0-0	
4-11-0		0-0-0	0-0-		AWAY		1-4-0		3-3-0		0-4-0	
1-2-0		0-0-0	0-0-0		NEUTRAL		0-1-0		0-0-0		1-1-0	
13-13-0		0-0-0	0-0-0		CONFERENCE		0-3-0		0-0-0		13-10-0	
5-8-0		0-0-0	0-0-0		HOME		0-0-0		0-0-0		5-8-0	
8-5-0		0-0-0	0-0-0		AWAY		0-3-0		0-0-0		8-2-0	
0-0-0		0-0-0	0-0-0		NEUTRAL		0-0-0		0-0-0		0-0-0	
RPI S	Opponent	Score	RPI S	Opponent	Score	RPI S	Opponent	Score	RPI S	Opponent	Score	
						66 A	FGCU	0 7	103 A	Tennessee Tech	4 10	
						86 N	West Virginia	2 8	103 A	Tennessee Tech	5 8	
						88 A	Illinois St.	0 5	134 A	Xavier	9 0	
						88 A	Illinois St.	7 5	136 A	Western Ky.	3 2	
						88 A	Illinois St.	1 3	136 A	Western Ky.	3 4	
						88 A	Illinois St.	3 6	136 A	Western Ky.	9 8	
						97 A	Kent St.	4 10	154 A	Michigan	0 2	
						97 A	Kent St.	1 3	179 H	Miami (OH)	10 8	
						97 A	Kent St.	7 10	179 H	Miami (OH)	5 4	
									179 H	Miami (OH)	1 9	
									184 N	Georgetown	8 7	
									190 A	Central Mich.	9 5	
									190 A	Central Mich.	1 0	
									190 A	Central Mich.	3 5	
									191 H	Eastern Mich.	10 4	
									191 H	Eastern Mich.	5 13	
									191 H	Eastern Mich.	6 11	
									193 A	Toledo	5 0	
									193 A	Toledo	14 1	
									193 A	Toledo	6 3	
									197 A	Ball St.	7 5	
									197 H	Ball St.	2 5	
						278 A	Ohio	16 2	232 H	Akron	3 7	
						278 A	Ohio	7 2	232 H	Akron	14 6	
						278 A	Ohio	3 4	232 H	Akron	5 1	
						197 H	Ball St.	2 5	251 H	Western Mich.	3 4	
						179 H	Miami (OH)	10 8	251 H	Western Mich.	3 4	

Non-Div. I Games:

Bowling Green



RPI	S	Opponent	Score	
251	H	Western Mich.	6	13
252	N	North Dakota St.	5	8
258	A	Murray St.	6	8
258	A	Murray St.	1	2
258	A	Murray St.	7	9
278	A	Ohio	16	2
278	A	Ohio	3	4
278	A	Ohio	7	2

Bowling Green



Average RPI Win: 160		WON-LOST	WINNING	LAST 10	STRENGTH OF		OPP. STRENGTH	TEAM	ADJ	CONF.	ADJ CONF.
Average RPI Loss: 133		RECORD	PCT. RANK	GAMES	SCHEDULE		OF SCHEDULE	RPI	RPI	RPI	RPI
DIV. I ONLY		19-32-0	.37255	234	4-6-0		123	173	215	.46415	215
DIV. I NON-CONF.		12-18-0	.4	204	0-3-0		92	250	205	.47203	205
TOTALS		RPI 1-25	RPI 26-50		W-L RECORDS		RPI 51-100		RPI 101-150		RPI 150+
19-32-0		1-1-0	0-4-0		OVERALL		1-4-0		6-12-0		11-11-0
12-19-0		0-0-0	0-4-0		HOME		0-1-0		4-5-0		8-9-0
7-12-0		1-1-0	0-0-0		AWAY		1-3-0		2-7-0		3-1-0
0-1-0		0-0-0	0-0-0		NEUTRAL		0-0-0		0-0-0		0-1-0
12-18-0		1-1-0	0-1-0		NON-CONFERENCE		0-2-0		5-7-0		6-7-0
8-11-0		0-0-0	0-1-0		HOME		0-1-0		3-3-0		5-6-0
4-6-0		1-1-0	0-0-		AWAY		0-1-0		2-4-0		1-0-0
0-1-0		0-0-0	0-0-0		NEUTRAL		0-0-0		0-0-0		0-1-0
7-14-0		0-0-0	0-3-0		CONFERENCE		1-2-0		1-5-0		5-4-0
4-8-0		0-0-0	0-3-0		HOME		0-0-0		1-2-0		3-3-0
3-6-0		0-0-0	0-0-0		AWAY		1-2-0		0-3-0		2-1-0
0-0-0		0-0-0	0-0-0		NEUTRAL		0-0-0		0-0-0		0-0-0
RPI S	Opponent	Score	RPI S	Opponent	Score	RPI S	Opponent	Score	RPI S	Opponent	Score
2 A	North Carolina	2 6	35 H	Wake Forest	2 10	76 A	Liberty	1 4	107 A	East Tenn. St.	2 1
12 A	Clemson	3 2	41 H	Coastal Caro.	3 4	76 A	Liberty	3 2	107 H	East Tenn. St.	3 2
			41 H	Coastal Caro.	2 3	76 A	Liberty	1 3	112 A	Furman	1 6
			41 H	Coastal Caro.	2 13	78 A	Citadel	4 6	112 H	Furman	13 4
						78 H	Citadel	1 3	113 H	Presbyterian	3 4
									113 H	Presbyterian	3 1
									113 H	Presbyterian	3 9
									120 A	UCF	6 7
									120 A	UCF	7 12
									120 A	UCF	0 3
									130 A	Radford	7 11
									130 A	Radford	5 7
									130 A	Radford	5 6
									132 A	Charlotte	6 5
									132 H	Charlotte	11 2
									148 H	Rhode Island	1 2
									148 H	Rhode Island	0 4
									148 H	Rhode Island	2 4
									173 H	Gardner-Webb	4 2
									173 H	Gardner-Webb	4 7
									173 H	Gardner-Webb	1 5
									180 A	VMI	0 7
									180 A	VMI	5 4
									180 A	VMI	4 1
									182 H	Charleston So.	3 1
									182 H	Charleston So.	3 6
									182 H	Charleston So.	8 3
			LAST 10 GAMES								
			180 A	VMI	5 4	182 H	Charleston So.	8 3			
			180 A	VMI	0 7	112 A	Furman	1 6			
			180 A	VMI	4 1	228 N	Wofford	3 7			
			182 H	Charleston So.	3 1	35 H	Wake Forest	2 10			
			182 H	Charleston So.	3 6	76 A	Liberty	1 3			

Non-Div. I Games:

Winthrop



RPI	S	Opponent	Score	
185	H	Delaware St.	5	6
185	H	Delaware St.	0	5
185	H	Delaware St.	3	2
206	H	Eastern Ky.	6	7
212	A	Davidson	5	3
212	H	Davidson	8	4
218	H	Penn	4	6
218	H	Penn	5	2
218	H	Penn	0	7
228	H	Wofford	6	1
228	N	Wofford	3	7
297	H	UMES	4	7
297	H	UMES	2	1

Winthrop



Average RPI Win:	226	WON-LOST RECORD	WINNING PCT. RANK	LAST 10 GAMES	STRENGTH OF SCHEDULE	OPP. STRENGTH OF SCHEDULE	TEAM RPI	ADJ RPI	CONF. RPI	ADJ CONF. RPI		
DIV. I ONLY		22-27-0	.44898	189	5-5-0	240	244	216	.46367	216	22	22
DIV. I NON-CONF.		13-15-0	.46429	161	2-2-0	221	246	174	.48813	173	22	22
TOTALS	RPI 1-25	RPI 26-50	W-L RECORDS		RPI 51-100	RPI 101-150	RPI 150+					
22-27-0	0-0-0	1-1-0	OVERALL		1-8-0	2-8-0	18-10-0					
8-10-0	0-0-0	0-0-0	HOME		0-3-0	1-3-0	7-4-0					
10-17-0	0-0-0	1-1-0	AWAY		1-5-0	1-5-0	7-6-0					
4-0-0	0-0-0	0-0-0	NEUTRAL		0-0-0	0-0-0	4-0-0					
13-15-0	0-0-0	1-1-0	NON-CONFERENCE		1-5-0	1-6-0	10-3-0					
4-2-0	0-0-0	0-0-0	HOME		0-0-0	0-1-0	4-1-0					
5-13-0	0-0-0	1-0-	AWAY		1-5-0	1-5-0	2-2-0					
4-0-0	0-0-0	0-0-0	NEUTRAL		0-0-0	0-0-0	4-0-0					
9-12-0	0-0-0	0-0-0	CONFERENCE		0-3-0	1-2-0	8-7-0					
4-8-0	0-0-0	0-0-0	HOME		0-3-0	1-2-0	3-3-0					
5-4-0	0-0-0	0-0-0	AWAY		0-0-0	0-0-0	5-4-0					
0-0-0	0-0-0	0-0-0	NEUTRAL		0-0-0	0-0-0	0-0-0					
RPI	S	Opponent	Score	RPI	S	Opponent	Score	RPI	S	Opponent	Score	
				34	A	Seton Hall	7 17	64	A	Pittsburgh	5 6	
				34	A	Seton Hall	2 1	64	A	Pittsburgh	3 9	
								66	A	FGCU	0 1	
								66	A	FGCU	0 3	
								66	A	FGCU	6 5	
								66	A	FGCU	2 6	
								79	H	Canisius	5 8	
								79	H	Canisius	5 9	
								79	H	Canisius	3 4	
				</								

Non-Div. I Games:

Manhattan



RPI	S	Opponent	Score	
269	A	Fordham	12	18
269	H	Fordham	5	4
279	N	Massachusetts	2	1
279	N	Massachusetts	7	1
288	A	Lafayette	0	8
288	H	Lafayette	3	0
288	H	Lafayette	3	2
291	A	Iona	5	4
291	A	Iona	2	0
291	A	Iona	4	3
293	H	NYIT	17	14

Manhattan

M  
a  
n  
h  
a  
t  
t  
a  
n

M  
a  
n  
h  
a  
t  
t  
a  
n



Average RPI Win:	197	WON-LOST RECORD	WINNING PCT. RANK	LAST 10 GAMES	STRENGTH OF SCHEDULE	OPP. STRENGTH OF SCHEDULE	TEAM RPI	ADJ RPI	CONF. RPI	ADJ CONF. RPI	
DIV. I ONLY	15-37-0	.28846	270	4-6-0	81	170	217	.46361	217	11	11
DIV. I NON-CONF.	11-17-0	.39286	208	2-0-0	144	199	199	.47986	198	13	13
TOTALS	RPI 1-25	RPI 26-50	W-L RECORDS		RPI 51-100	RPI 101-150	RPI 150+				
15-37-0	0-1-0	0-7-0	OVERALL		1-11-0	4-9-0	10-9-0				
6-16-0	0-0-0	0-1-0	HOME		1-11-0	0-0-0	5-4-0				
8-19-0	0-1-0	0-6-0	AWAY		0-0-0	3-7-0	5-5-0				
1-2-0	0-0-0	0-0-0	NEUTRAL		0-0-0	1-2-0	0-0-0				
11-17-0	0-1-0	0-7-0	NON-CONFERENCE		0-0-0	2-5-0	9-4-0				
5-5-0	0-0-0	0-1-0	HOME		0-0-0	0-0-0	5-4-0				
5-10-0	0-1-0	0-0-	AWAY		0-0-0	1-3-0	4-0-0				
1-2-0	0-0-0	0-0-0	NEUTRAL		0-0-0	1-2-0	0-0-0				
4-20-0	0-0-0	0-0-0	CONFERENCE		1-11-0	2-4-0	1-5-0				
1-11-0	0-0-0	0-0-0	HOME		1-11-0	0-0-0	0-0-0				
3-9-0	0-0-0	0-0-0	AWAY		0-0-0	2-4-0	1-5-0				
0-0-0	0-0-0	0-0-0	NEUTRAL		0-0-0	0-0-0	0-0-0				
RPI	S	Opponent	Score	RPI	S	Opponent	Score	RPI	S	Opponent	Score
4	A	LSU	1 2	27	A	La.-Lafayette	3 12	51	H	Sam Houston St.	3 4
				27	H	La.-Lafayette	0 12	51	H	Sam Houston St.	2 11
				45	A	Oklahoma	0 1	51	H	Sam Houston St.	3 11
				45	A	Oklahoma	3 8	70	H	Southeastern La.	2 3
				45	A	Oklahoma	2 7	70	H	Southeastern La.	2 3
				49	A	Texas A&M	5 9	70	H	Southeastern La.	4 7
				49	A	Texas A&M	1 2	75	H	Central Ark.	1 2
								75	H	Central Ark.	1 0
								75	H	Central Ark.	4 7
								99	H	Lamar	1 11
								99	H	Lamar	2 8
								99	H	Lamar	4 18

Non-Div. I Games:

Northwestern St.



RPI	S	Opponent	Score	
268	A	Southern U.	12	11
268	A	Southern U.	9	5
285	H	Grambling	11	5
285	H	Grambling	8	7
285	H	Grambling	6	0

Northwestern St.

N  
o  
r  
t  
h  
w  
e  
s  
t  
e  
r  
n  
s  
t  
.

N  
o  
r  
t  
h  
w  
e  
s  
t  
e  
r  
n  
s  
t  
.



Average RPI Win:	218	WON-LOST RECORD	WINNING PCT. RANK	LAST 10 GAMES	STRENGTH OF SCHEDULE	OPP. STRENGTH OF SCHEDULE	TEAM RPI	ADJ RPI	CONF. RPI	ADJ CONF. RPI	
Average RPI Loss:	170										
DIV. I ONLY	22-21-0	.51163	139	2-8-0	285	216	218	.46358	218	25	25
DIV. I NON-CONF.	15-8-0	.65217	64	1-0-0	293	197	147	.49716	147	25	25
<hr/>											
TOTALS	RPI 1-25	RPI 26-50		W-L RECORDS	RPI 51-100		RPI 101-150		RPI 150+		
22-21-0	0-0-0	1-3-0		OVERALL	1-1-0		3-4-0		17-13-0		
7-9-0	0-0-0	0-0-0		HOME	0-0-0		2-2-0		5-7-0		
15-12-0	0-0-0	1-3-0		AWAY	1-1-0		1-2-0		12-6-0		
0-0-0	0-0-0	0-0-0		NEUTRAL	0-0-0		0-0-0		0-0-0		
<hr/>											
15-8-0	0-0-0	1-3-0		NON-CONFERENCE	1-1-0		1-0-0		12-4-0		
3-3-0	0-0-0	0-0-0		HOME	0-0-0		0-0-0		3-3-0		
12-5-0	0-0-0	1-0-		AWAY	1-1-0		1-0-0		9-1-0		
0-0-0	0-0-0	0-0-0		NEUTRAL	0-0-0		0-0-0		0-0-0		
<hr/>											
7-13-0	0-0-0	0-0-0		CONFERENCE	0-0-0		2-4-0		5-9-0		
4-6-0	0-0-0	0-0-0		HOME	0-0-0		2-2-0		2-4-0		
3-7-0	0-0-0	0-0-0		AWAY	0-0-0		0-2-0		3-5-0		
0-0-0	0-0-0	0-0-0		NEUTRAL	0-0-0		0-0-0		0-0-0		
<hr/>											
RPI S	Opponent	Score	RPI S	Opponent	Score	RPI S	Opponent	Score	RPI S	Opponent	Score
			40 A	William & Mary	5 7	67 A	Duke	1 8	106 A	Columbia	2 3
			40 A	William & Mary	5 19	67 A	Duke	6 0	106 A	Columbia	1 14
			40 A	William & Mary	2 8				106 H	Columbia	0 1
			40 A	William & Mary	10 4				106 H	Columbia	4 6
									117 A	Towson	5 4
									144 H	Dartmouth	3 2
									144 H	Dartmouth	3 2
									183 A	Cornell	1 3
									183 A	Cornell	2 4
									183 A	Cornell	6 0
									183 A	Cornell	2 8
									196 H	Princeton	1 7
									196 H	Princeton	2 7
									196 H	Princeton	6 7
									196 H	Princeton	8 7
									207 A	La Salle	5 3
									215 A	Winthrop	2 5
									215 A	Winthrop	6 4
									215 A	Winthrop	7 0
									256 H	Villanova	4 5
									256 H	Villanova	12 5
			LAST 10 GAMES						261 A	George Washington	9 2
			106 H	Columbia	0 1	183 A	Cornell	2 8	261 A	George Washington	2 1
			106 H	Columbia	4 6	183 A	Cornell	6 0	261 H	George Washington	6 4
			106 A	Columbia	2 3	183 A	Cornell	2 4	261 H	George Washington	4 6
			106 A	Columbia	1 14	274 A	Lehigh	13 2	262 A	Yale	0 1
			183 A	Cornell	1 3	196 H	Princeton	1 7	262 A	Yale	5 1

Non-Div. I Games:

Penn



RPI	S	Opponent	Score	
267	H	Harvard	4	1
267	H	Harvard	3	6
274	A	Lehigh	13	2
282	A	Brown	9	5
282	A	Brown	0	9
288	A	Lafayette	12	5
288	A	Lafayette	8	1
288	A	Lafayette	8	1
288	H	Lafayette	6	8
288	H	Lafayette	7	6

P  
e  
n  
n

P  
e  
n  
n

Penn



Average RPI Win: 170		WON-LOST	WINNING	LAST 10	STRENGTH OF		OPP. STRENGTH	TEAM	ADJ		CONF.	ADJ CONF.
Average RPI Loss: 102		RECORD	PCT. RANK	GAMES	SCHEDULE		OF SCHEDULE	RPI	RPI		RPI	RPI
DIV. I ONLY		18-31-0	.36735	237	3-7-0		147	111	219		7	7
DIV. I NON-CONF.		13-15-0	.46429	161	1-1-0		235	140	222		5	5
TOTALS		RPI 1-25	RPI 26-50		W-L RECORDS		RPI 51-100		RPI 101-150		RPI 150+	
18-31-0		0-3-0	1-5-0		OVERALL		2-11-0		6-4-0		9-8-0	
12-15-0		0-3-0	0-0-0		HOME		2-5-0		6-3-0		4-4-0	
6-16-0		0-0-0	1-5-0		AWAY		0-6-0		0-1-0		5-4-0	
0-0-0		0-0-0	0-0-0		NEUTRAL		0-0-0		0-0-0		0-0-0	
13-15-0		0-0-0	1-2-0		NON-CONFERENCE		2-2-0		3-4-0		7-7-0	
9-9-0		0-0-0	0-0-0		HOME		2-2-0		3-3-0		4-4-0	
4-6-0		0-0-0	1-0-		AWAY		0-0-0		0-1-0		3-3-0	
0-0-0		0-0-0	0-0-0		NEUTRAL		0-0-0		0-0-0		0-0-0	
5-16-0		0-3-0	0-3-0		CONFERENCE		0-9-0		3-0-0		2-1-0	
3-6-0		0-3-0	0-0-0		HOME		0-3-0		3-0-0		0-0-0	
2-10-0		0-0-0	0-3-0		AWAY		0-6-0		0-0-0		2-1-0	
0-0-0		0-0-0	0-0-0		NEUTRAL		0-0-0		0-0-0		0-0-0	
RPI S	Opponent	Score	RPI S	Opponent	Score	RPI S	Opponent	Score	RPI S	Opponent	Score	
9 H	Cal St. Fullerton	0 3	32 A	Cal Poly	1 7	63 A	UC Irvine	2 8	110 H	Washington	2 3	
9 H	Cal St. Fullerton	2 5	32 A	Cal Poly	4 5	63 A	UC Irvine	4 5	110 H	Washington	6 5	
9 H	Cal St. Fullerton	2 4	32 A	Cal Poly	5 6	63 A	UC Irvine	3 4	110 H	Washington	7 5	
			33 A	Oklahoma St.	4 10	77 H	Cal St. Northridge	5 8	110 H	Washington	8 4	
			33 A	Oklahoma St.	2 4	77 H	Cal St. Northridge	3 9	118 A	Sacramento St.	4 6	
			33 A	Oklahoma St.	4 3	77 H	Cal St. Northridge	4 10	118 H	Sacramento St.	3 4	
						80 H	Stanford	2 1	118 H	Sacramento St.	0 14	
						82 H	CSU Bakersfield	5 12	135 H	UC Riverside	4 3	
						82 H	CSU Bakersfield	3 2	135 H	UC Riverside	7 4	
						82 H	CSU Bakersfield	0 11	135 H	UC Riverside	19 8	
						94 A	Long Beach St.	4 6	159 H	Utah	8 11	
						94 A	Long Beach St.	2 9	159 H	Utah	3 7	
						94 A	Long Beach St.	2 7	159 H	Utah	10 7	
									159 H	Utah	6 7	
									186 A	Nevada	10 7	
									186 H	Nevada	10 11	
									233 A	Seattle	7 4	
									233 A	Seattle	9 10	
									233 A	Seattle	2 3	
									243 H	St. Mary's (CA)	16 15	
									246 A	Pacific	10 7	
									246 A	Pacific	2 0	
									246 A	Pacific	4 5	
						246 A	Pacific	10 7	271 A	San Jose St.	9 2	
						246 A	Pacific	4 5	271 H	San Jose St.	22 4	
						246 A	Pacific	2 0	280 A	Santa Clara	6 7	
						118 H	Sacramento St.	3 4	280 H	Santa Clara	11 9	
						77 H	Cal St. Northridge	4 10				

Non-Div. I Games:

UC Davis



H  
a  
r  
t  
f  
o  
r  
d

Hartford



RPI	S	Opponent	Score	
222	A	Army	3	4
226	A	Stony Brook	4	5
226	A	Stony Brook	4	3
226	A	Stony Brook	2	3
248	A	Quinnipiac	8	5
263	A	Fairfield	2	1
272	A	UMBC	4	7
272	A	UMBC	4	2
272	A	UMBC	1	3
272	H	UMBC	8	3
272	H	UMBC	6	1
272	H	UMBC	3	2
279	A	Massachusetts	3	4

Hartford

H  
a  
r  
t  
f  
o  
r  
d

H  
a  
r  
t  
f  
o  
r  
d



Average RPI Win: 203		WON-LOST RECORD	WINNING PCT. RANK	LAST 10 GAMES	STRENGTH OF SCHEDULE	OPP. STRENGTH OF SCHEDULE	TEAM RPI	ADJ RPI		CONF. RPI	ADJ CONF. RPI	
Average RPI Loss: 162												
DIV. I ONLY		18-25-0	.4186	203	4-6-0	227	195	221	.46271	221	20	20
DIV. I NON-CONF.		11-11-0	.5	139	2-1-0	292	109	223	.45917	222	24	24
TOTALS		RPI 1-25	RPI 26-50		W-L RECORDS		RPI 51-100		RPI 101-150		RPI 150+	
18-25-0	1-0-0	0-0-0		OVERALL		0-2-0		4-11-0		13-12-0		
9-7-0	0-0-0	0-0-0		HOME		0-0-0		2-4-0		7-3-0		
8-15-0	1-0-0	0-0-0		AWAY		0-1-0		2-7-0		5-7-0		
1-3-0	0-0-0	0-0-0		NEUTRAL		0-1-0		0-0-0		1-2-0		
11-11-0	1-0-0	0-0-0		NON-CONFERENCE		0-2-0		0-3-0		10-6-0		
6-1-0	0-0-0	0-0-0		HOME		0-0-0		0-0-0		6-1-0		
4-7-0	1-0-0	0-0-		AWAY		0-1-0		0-3-0		3-3-0		
1-3-0	0-0-0	0-0-0		NEUTRAL		0-1-0		0-0-0		1-2-0		
7-14-0	0-0-0	0-0-0		CONFERENCE		0-0-0		4-8-0		3-6-0		
3-6-0	0-0-0	0-0-0		HOME		0-0-0		2-4-0		1-2-0		
4-8-0	0-0-0	0-0-0		AWAY		0-0-0		2-4-0		2-4-0		
0-0-0	0-0-0	0-0-0		NEUTRAL		0-0-0		0-0-0		0-0-0		
RPI S	Opponent	Score		RPI S	Opponent	Score		RPI S	Opponent	Score		
13 A	Virginia Tech	7 3						73 A	Delaware	3 5		
								73 N	Delaware	4 8		
								111 A	Old Dominion	2 9		
								111 A	Old Dominion	4 12		
								111 A	Old Dominion	0 2		
								132 H	Charlotte	2 10		
								132 H	Charlotte	8 3		
								132 H	Charlotte	3 9		
								143 A	VCU	1 2		
								143 A	VCU	4 3		
								143 A	VCU	5 1		
								148 A	Rhode Island	0 3		
								148 A	Rhode Island	2 6		
								148 A	Rhode Island	1 3		
								149 H	Saint Joseph's	3 8		
								149 H	Saint Joseph's	11 1		
								149 H	Saint Joseph's	6 10		
								152 A	Longwood	6 9		
								153 A	Richmond	2 1		
								153 A	Richmond	3 4		
								153 A	Richmond	1 6		
								188 N	Holy Cross	13 12		
								188 N	Holy Cross	6 8		
								195 A	UNC Asheville	5 6		
								195 A	UNC Asheville	7 2		
								195 A	UNC Asheville	4 5		
								207 H	La Salle	3 4		
								207 H	La Salle	3 0		
								207 H	La Salle	7 12		
				LAST 10 GAMES								
				153 A	Richmond	3 4		132 H	Charlotte	3 9		
				153 A	Richmond	2 1		132 H	Charlotte	8 3		
				153 A	Richmond	1 6		227 H	George Mason	5 9		
				256 A	Villanova	7 6		256 H	Villanova	8 4		
				132 H	Charlotte	2 10		148 A	Rhode Island	2 6		

Non-Div. I Games:

Temple



RPI	S	Opponent	Score	
227	H	George Mason	5	9
231	N	Wright St.	3	8
235	H	Penn St.	4	2
235	H	Penn St.	3	2
255	H	Saint Peter's	9	7
256	A	Villanova	7	6
256	H	Villanova	8	4
261	A	George Washington	3	4
261	A	George Washington	3	1
261	A	George Washington	0	1
274	A	Lehigh	11	8
274	H	Lehigh	9	3
288	H	Lafayette	10	3

Temple

T  
e  
m  
p  
l  
e

T  
e  
m  
p  
l  
e



Average RPI Win: 253		WON-LOST RECORD	WINNING PCT. RANK	LAST 10 GAMES	STRENGTH OF SCHEDULE	OPP. STRENGTH OF SCHEDULE	TEAM RPI	ADJ RPI	CONF. RPI	ADJ CONF. RPI			
Average RPI Loss: 188													
DIV. I ONLY		25-21-0	.54348 113	5-3-0	274	284	222	.46209 222	28	28			
DIV. I NON-CONF.		12-12-0	.5 139	2-0-0	266	282	228	.45566 228	30	29			
TOTALS		RPI 1-25	RPI 26-50		W-L RECORDS		RPI 51-100		RPI 101-150		RPI 150+		
25-21-0	0-1-0	0-0-0		OVERALL		0-2-0		0-2-0		25-16-0			
8-8-0	0-0-0	0-0-0		HOME		0-0-0		0-1-0		8-7-0			
10-7-0	0-0-0	0-0-0		AWAY		0-2-0		0-0-0		10-5-0			
7-6-0	0-1-0	0-0-0		NEUTRAL		0-0-0		0-1-0		7-4-0			
12-12-0	0-1-0	0-0-0		NON-CONFERENCE		0-2-0		0-2-0		12-7-0			
6-2-0	0-0-0	0-0-0		HOME		0-0-0		0-1-0		6-1-0			
1-4-0	0-0-0	0-0-		AWAY		0-2-0		0-0-0		1-2-0			
5-6-0	0-1-0	0-0-0		NEUTRAL		0-0-0		0-1-0		5-4-0			
13-9-0	0-0-0	0-0-0		CONFERENCE		0-0-0		0-0-0		13-9-0			
2-6-0	0-0-0	0-0-0		HOME		0-0-0		0-0-0		2-6-0			
9-3-0	0-0-0	0-0-0		AWAY		0-0-0		0-0-0		9-3-0			
2-0-0	0-0-0	0-0-0		NEUTRAL		0-0-0		0-0-0		2-0-0			
RPI S	Opponent	Score		RPI S	Opponent	Score		RPI S	Opponent	Score			
15 N	Indiana	2	4			76 A	Liberty	3	4	106 H	Columbia	1	5
						76 A	Liberty	4	6	144 N	Dartmouth	2	5
										163 H	Siena	7	6
										163 N	Siena	2	10
										176 N	Marist	10	3
										179 N	Miami (OH)	13	7
										185 N	Delaware St.	5	6
										188 H	Holy Cross	7	10
										188 H	Holy Cross	0	2
										188 H	Holy Cross	9	11
										188 H	Holy Cross	10	6
										206 N	Eastern Ky.	6	8
										209 A	UNC Greensboro	4	7
										209 A	UNC Greensboro	5	8
										216 H	Manhattan	3	4
										220 H	Hartford	4	3
										240 H	Navy	2	4
										240 H	Navy	1	7
										240 H	Navy	14	7
										240 H	Navy	4	15
										240 N	Navy	7	3
										240 N	Navy	4	2
										252 N	North Dakota St.	7	8
										257 A	Bucknell	7	0
										257 A	Bucknell	3	2
										257 A	Bucknell	0	5
										257 A	Bucknell	5	2
LAST 10 GAMES													
240 N	Navy	4	2	188 H	Holy Cross	9	11	252 N	North Dakota St.	7	8		
240 N	Navy	7	3	188 H	Holy Cross	10	6	257 A	Bucknell	7	0		
220 H	Hartford	4	3	188 H	Holy Cross	7	10	257 A	Bucknell	3	2		
293 H	NYIT	7	2	176 N	Marist	10	3	257 A	Bucknell	0	5		
188 H	Holy Cross	0	2	257 A	Bucknell	3	2	257 A	Bucknell	5	2		

Non-Div. I Games: Chestnut Hill 4 1 Nyack 13 0

Army



RPI	S	Opponent	Score	
262	N	Yale	4	1
262	N	Yale	14	4
262	N	Yale	8	4
269	H	Fordham	8	2
274	A	Lehigh	3	4
274	A	Lehigh	10	19
274	A	Lehigh	3	1
274	A	Lehigh	1	0
281	A	Fairleigh Dickinson	6	4
288	A	Lafayette	8	4
288	A	Lafayette	9	4
288	A	Lafayette	2	1
288	A	Lafayette	2	1
293	H	NYIT	12	1
293	H	NYIT	7	2
293	H	NYIT	9	1

Army

A  
r  
m  
y

A  
r  
m  
y



Average RPI Win:	238	WON-LOST RECORD	WINNING PCT. RANK	LAST 10 GAMES	STRENGTH OF SCHEDULE	OPP. STRENGTH OF SCHEDULE	TEAM RPI	ADJ RPI	CONF. RPI	ADJ CONF. RPI				
DIV. I ONLY	21-26-0	.44681	191	2-8-0	254	267	223	.46208	223	30	30			
DIV. I NON-CONF.	7-17-0	.29167	260	1-1-0	96	162	214	.46434	214	28	30			
<hr/>														
TOTALS	RPI 1-25	RPI 26-50		W-L RECORDS	RPI 51-100		RPI 101-150		RPI 150+					
21-26-0	0-0-0	0-0-0		OVERALL	1-4-0		3-10-0		17-12-0					
11-5-0	0-0-0	0-0-0		HOME	1-2-0		1-2-0		9-1-0					
10-21-0	0-0-0	0-0-0		AWAY	0-2-0		2-8-0		8-11-0					
0-0-0	0-0-0	0-0-0		NEUTRAL	0-0-0		0-0-0		0-0-0					
<hr/>														
7-17-0	0-0-0	0-0-0		NON-CONFERENCE	1-4-0		3-10-0		3-3-0					
4-5-0	0-0-0	0-0-0		HOME	1-2-0		1-2-0		2-1-0					
3-12-0	0-0-0	0-0-		AWAY	0-2-0		2-8-0		1-2-0					
0-0-0	0-0-0	0-0-0		NEUTRAL	0-0-0		0-0-0		0-0-0					
<hr/>														
14-9-0	0-0-0	0-0-0		CONFERENCE	0-0-0		0-0-0		14-9-0					
7-0-0	0-0-0	0-0-0		HOME	0-0-0		0-0-0		7-0-0					
7-9-0	0-0-0	0-0-0		AWAY	0-0-0		0-0-0		7-9-0					
0-0-0	0-0-0	0-0-0		NEUTRAL	0-0-0		0-0-0		0-0-0					
<hr/>														
RPI S	Opponent	Score	RPI S	Opponent	Score	RPI S	Opponent	Score	RPI S	Opponent	Score			
						68 A	Texas	1 6	102 A	TCU	5 9			
						68 A	Texas	1 6	102 A	TCU	0 10			
						99 H	Lamar	0 6	105 A	A&M-Corpus Christi	0 6			
						99 H	Lamar	5 4	105 A	A&M-Corpus Christi	1 4			
						99 H	Lamar	0 3	105 A	A&M-Corpus Christi	7 12			
						105 A	A&M-Corpus Christi	7 1						
						105 H	A&M-Corpus Christi	2 4						
						105 H	A&M-Corpus Christi	9 8						
						129 A	Wichita St.	7 5						
						129 A	Wichita St.	8 15						
						129 A	Wichita St.	1 8						
						138 A	UTSA	1 7						
						138 H	UTSA	1 2						
						205 A	Northern Colo.	2 5						
						205 A	Northern Colo.	5 6						
						205 A	Northern Colo.	3 16						
						205 A	Northern Colo.	4 6						
						217 A	Northwestern St.	4 6						
						217 A	Northwestern St.	4 1						
						217 A	Northwestern St.	4 10						
						229 A	Houston Baptist	4 3						
						LAST 10 GAMES						229 A	Houston Baptist	4 1
												229 A	Houston Baptist	12 4
												229 A	Houston Baptist	4 5
												241 A	North Dakota	9 0
241 A	North Dakota	5 6												
105 H	A&M-Corpus Christi	2 4												
105 H	A&M-Corpus Christi	9 8	241 A	North Dakota	7 8									
205 A	Northern Colo.	5 7	241 A	North Dakota	7 8									
205 A	Northern Colo.	2 5	241 A	North Dakota	5 6									
205 A	Northern Colo.	3 16	105 H	A&M-Corpus Christi	2 4									
205 A	Northern Colo.	4 6	105 H	A&M-Corpus Christi	9 8									
241 A	North Dakota	9 0												

Non-Div. I Games: Arlington Baptist 11 1 Arlington Baptist 15 3 Arlington Baptist 10 0 Tex.-Pan American



RPI	S	Opponent	Score	
241	A	North Dakota	2	7
264	H	Jackson St.	2	4
264	H	Jackson St.	13	2
264	H	Jackson St.	8	3
277	H	NJIT	8	7
277	H	NJIT	6	2
277	H	NJIT	13	2
293	A	NYIT	0	1
293	A	NYIT	7	3
293	A	NYIT	10	6
293	A	NYIT	5	0
296	H	Chicago St.	10	1
296	H	Chicago St.	6	0
296	H	Chicago St.	7	1
296	H	Chicago St.	7	0

Tex.-Pan American  
i  
c  
a  
n

T  
e  
x  
.  
-  
P  
a  
n  
A  
m  
e  
r  
i  
c  
a  
n



Average RPI Win: 153		WON-LOST RECORD		WINNING PCT. RANK		LAST 10 GAMES		STRENGTH OF SCHEDULE		OPP. STRENGTH OF SCHEDULE		TEAM RPI		ADJ RPI		CONF. RPI		ADJ CONF. RPI	
DIV. I ONLY		18-31-0		.36735 237		4-6-0		169		74		224		.46199 224		17		17	
DIV. I NON-CONF.		7-15-0		.31818 246		2-0-0		224		13		259		.44 258		15		15	
TOTALS		RPI 1-25		RPI 26-50		W-L RECORDS		RPI 51-100		RPI 101-150		RPI 150+							
18-31-0		0-0-0		0-0-0		OVERALL		7-21-0		3-5-0		8-5-0							
14-11-0		0-0-0		0-0-0		HOME		5-9-0		2-1-0		7-1-0							
4-20-0		0-0-0		0-0-0		AWAY		2-12-0		1-4-0		1-4-0							
0-0-0		0-0-0		0-0-0		NEUTRAL		0-0-0		0-0-0		0-0-0							
7-15-0		0-0-0		0-0-0		NON-CONFERENCE		2-8-0		3-5-0		2-2-0							
6-5-0		0-0-0		0-0-0		HOME		2-3-0		2-1-0		2-1-0							
1-10-0		0-0-0		0-0-		AWAY		0-5-0		1-4-0		0-1-0							
0-0-0		0-0-0		0-0-0		NEUTRAL		0-0-0		0-0-0		0-0-0							
11-16-0		0-0-0		0-0-0		CONFERENCE		5-13-0		0-0-0		6-3-0							
8-6-0		0-0-0		0-0-0		HOME		3-6-0		0-0-0		5-0-0							
3-10-0		0-0-0		0-0-0		AWAY		2-7-0		0-0-0		1-3-0							
0-0-0		0-0-0		0-0-0		NEUTRAL		0-0-0		0-0-0		0-0-0							
RPI	S	Opponent		Score	RPI	S	Opponent		Score	RPI	S	Opponent		Score					
							55 H	UC Santa Barbara	8 1			101 A	California	4 8					
							55 H	UC Santa Barbara	1 8			101 A	California	4 5					
							55 H	UC Santa Barbara	3 11			101 A	California	1 8					
							61 A	New Mexico	4 11			101 A	California	3 4					
							61 A	New Mexico	3 4			115 H	Southern California	1 9					
							61 A	New Mexico	3 14			115 H	Southern California	5 1					
							61 H	New Mexico	9 8			115 H	Southern California	14 3					
							61 H	New Mexico	0 9			118 A	Sacramento St.	3 2					
							61 H	New Mexico	2 7			172 H	Hawaii	8 6					
							71 A	UNLV	1 4			186 A	Nevada	6 7					
							71 A	UNLV	9 4			186 A	Nevada	3 5					
							71 A	UNLV	2 9			186 A	Nevada	4 0					
							71 H	UNLV	8 9			246 A	Pacific	4 11					
							71 H	UNLV	8 9			246 H	Pacific	4 3					
							71 H	UNLV	5 3			253 A	Air Force	7 14					
							80 A	Stanford	4 7			253 H	Air Force	8 5					
							80 A	Stanford	1 3			253 H	Air Force	9 4					
							80 A	Stanford	4 7			253 H	Air Force	8 6					
							82 A	CSU Bakersfield	0 2			253 H	Air Force	7 0					
							82 A	CSU Bakersfield	3 5			253 H	Air Force	5 3					
												271 H	San Jose St.	3 10					
				LAST 10 GAMES															
							61 H	New Mexico	9 8										
							61 H	New Mexico	2 7										
							61 H	New Mexico	0 9										
							172 H	Hawaii	8 6										
							71 A	UNLV	9 4										

Non-Div. I Games:

Fresno St.



RPI	S	Opponent	Score	
82	H	CSU Bakersfield	5	8
82	H	CSU Bakersfield	7	4
96	A	San Diego St.	8	10
96	A	San Diego St.	7	5
96	A	San Diego St.	2	4
96	H	San Diego St.	2	4
96	H	San Diego St.	6	11
96	H	San Diego St.	1	0
71	A	UNLV	2	9
71	A	UNLV	1	4
82	H	CSU Bakersfield	7	4
96	A	San Diego St.	2	4
96	A	San Diego St.	8	10

F  
r  
e  
s  
n  
o  
s  
t  
.

F  
r  
e  
s  
n  
o  
s  
t  
.



Average RPI Win:	188	WON-LOST RECORD	WINNING PCT. RANK	LAST 10 GAMES	STRENGTH OF SCHEDULE	OPP. STRENGTH OF SCHEDULE	TEAM RPI	ADJ RPI	CONF. RPI	ADJ CONF. RPI	
DIV. I ONLY		19-31-0	.38 229	3-7-0	236	121	226	.46096 225	10	10	
DIV. I NON-CONF.		13-16-0	.44828 181	2-0-0	289	204	215	.46418 215	10	10	
<hr/>											
TOTALS	RPI 1-25	RPI 26-50		W-L RECORDS	RPI 51-100		RPI 101-150		RPI 150+		
19-31-0	0-0-0	0-1-0		OVERALL	4-8-0		4-11-0		11-11-0		
6-7-0	0-0-0	0-0-0		HOME	4-3-0		1-2-0		1-2-0		
9-21-0	0-0-0	0-1-0		AWAY	0-5-0		3-9-0		6-6-0		
4-3-0	0-0-0	0-0-0		NEUTRAL	0-0-0		0-0-0		4-3-0		
13-16-0	0-0-0	0-1-0		NON-CONFERENCE	1-2-0		2-4-0		10-9-0		
1-0-0	0-0-0	0-0-0		HOME	1-0-0		0-0-0		0-0-0		
8-13-0	0-0-0	0-0-		AWAY	0-2-0		2-4-0		6-6-0		
4-3-0	0-0-0	0-0-0		NEUTRAL	0-0-0		0-0-0		4-3-0		
6-15-0	0-0-0	0-0-0		CONFERENCE	3-6-0		2-7-0		1-2-0		
5-7-0	0-0-0	0-0-0		HOME	3-3-0		1-2-0		1-2-0		
1-8-0	0-0-0	0-0-0		AWAY	0-3-0		1-5-0		0-0-0		
0-0-0	0-0-0	0-0-0		NEUTRAL	0-0-0		0-0-0		0-0-0		
RPI S	Opponent	Score	RPI S	Opponent	Score	RPI S	Opponent	Score	RPI S	Opponent	Score
			31 A	Kentucky	2 8	58 A	Ohio St.	0 5	111 A	Old Dominion	3 0
						62 H	Houston	19 13	111 A	Old Dominion	1 10
						62 H	Houston	4 0	114 H	Tulane	3 7
						62 H	Houston	1 9	114 H	Tulane	2 3
						74 H	East Carolina	4 3	114 H	Tulane	4 3
						74 H	East Carolina	3 4	116 A	Southern Miss.	7 8
						74 H	East Carolina	1 9	116 A	Southern Miss.	1 4
						85 A	Memphis	5 8	116 A	Southern Miss.	0 1
						85 A	Memphis	6 9	120 A	UCF	5 4
						85 A	Memphis	0 1	120 A	UCF	1 3
						86 A	West Virginia	2 10	120 A	UCF	0 11
						86 H	West Virginia	8 0	130 A	Radford	0 5
									130 A	Radford	3 8
									130 A	Radford	5 4
									132 A	Charlotte	3 7
									189 H	UAB	6 10
									189 H	UAB	3 1
									189 H	UAB	4 12
									190 N	Central Mich.	6 4
									190 N	Central Mich.	8 10
									190 N	Central Mich.	3 7
									190 N	Central Mich.	7 9
									206 A	Eastern Ky.	3 10
									206 N	Eastern Ky.	7 4
									270 N	Morehead St.	4 1
									114 H	Tulane	3 7
									208 A	USC Upstate	5 6
									228 A	Wofford	8 9
											</

Non-Div. I Games:

Marshall



RPI	S	Opponent	Score	
228	A	Wofford	0	6
270	N	Morehead St.	4	1
276	A	N.C. A&T	7	10
276	A	N.C. A&T	3	0
276	A	N.C. A&T	16	3
278	N	Ohio	4	2
283	A	Northern Ky.	9	0
283	A	Northern Ky.	2	1
283	A	Northern Ky.	6	3
283	A	Northern Ky.	7	1

Marshall

M  
a  
r  
s  
h  
a  
l  
l

M  
a  
r  
s  
h  
a  
l  
l



Average RPI Win: 240		WON-LOST RECORD		WINNING PCT. RANK		LAST 10 GAMES		STRENGTH OF SCHEDULE		OPP. STRENGTH OF SCHEDULE		TEAM RPI		ADJ RPI		CONF. RPI		ADJ CONF. RPI					
DIV. I ONLY		22-30-0		.42308 200		7-3-0		202		255		228		.46059 226		24		23					
DIV. I NON-CONF.		9-16-0		.36 218		1-0-0		217		235		239		.45213 238		23		23					
TOTALS		RPI 1-25		RPI 26-50		W-L RECORDS		RPI 51-100		RPI 101-150		RPI 150+											
22-30-0		0-4-0		0-1-0		OVERALL		0-1-0		2-8-0		20-16-0											
14-9-0		0-0-0		0-0-0		HOME		0-1-0		1-2-0		13-6-0											
8-18-0		0-4-0		0-0-0		AWAY		0-0-0		1-6-0		7-8-0											
0-3-0		0-0-0		0-1-0		NEUTRAL		0-0-0		0-0-0		0-2-0											
9-16-0		0-4-0		0-1-0		NON-CONFERENCE		0-1-0		0-4-0		9-6-0											
6-2-0		0-0-0		0-0-0		HOME		0-1-0		0-0-0		6-1-0											
3-11-0		0-4-0		0-0-		AWAY		0-0-0		0-4-0		3-3-0											
0-3-0		0-0-0		0-1-0		NEUTRAL		0-0-0		0-0-0		0-2-0											
13-14-0		0-0-0		0-0-0		CONFERENCE		0-0-0		2-4-0		11-10-0											
8-7-0		0-0-0		0-0-0		HOME		0-0-0		1-2-0		7-5-0											
5-7-0		0-0-0		0-0-0		AWAY		0-0-0		1-2-0		4-5-0											
0-0-0		0-0-0		0-0-0		NEUTRAL		0-0-0		0-0-0		0-0-0											
RPI	S	Opponent		Score		RPI	S	Opponent		Score		RPI	S	Opponent		Score							
2	A	North Carolina		2	11	50	N	San Diego		4	15	69	H	Bryant		0	10	141	A	FIU	0	3	
2	A	North Carolina		8	9													141	A	FIU	0	1	
2	A	North Carolina		1	7													141	A	FIU	4	10	
25	A	UNC Wilmington		2	3													148	A	Rhode Island	4	8	
																		150	A	Maine	1	2	
																		150	A	Maine	1	0	
																		150	A	Maine	2	3	
																		150	H	Maine	0	1	
																		150	H	Maine	7	1	
																		150	H	Maine	3	8	
																		155	N	St. John's (NY)	1	7	
																		167	A	Albany (NY)	4	5	
																		167	A	Albany (NY)	3	4	
																		167	A	Albany (NY)	6	9	
																		167	H	Albany (NY)	4	7	
																		167	H	Albany (NY)	5	3	
																		167	H	Albany (NY)	8	7	
																		173	N	Gardner-Webb	0	4	
																		176	A	Marist	6	12	
																		192	A	Central Conn. St.	0	4	
																		200	A	Binghamton	5	1	
																		200	A	Binghamton	8	4	
																		200	A	Binghamton	1	3	
																		200	H	Binghamton	1	8	
																		200	H	Binghamton	4	1	
																		200	H	Binghamton	7	10	
																		216	H	Manhattan	5	9	
LAST 10 GAMES						LAST 10 GAMES						LAST 10 GAMES						LAST 10 GAMES					
																		167	H	Albany (NY)	8	7	
																		263	H	Fairfield	4	2	
																		200	A	Binghamton	8	4	
																		200	A	Binghamton	5	1	
																		200	A	Binghamton	1	3	

Non-Div. I Games:

Stony Brook



RPI	S	Opponent	Score	
220	H	Hartford	3	4
220	H	Hartford	3	2
220	H	Hartford	5	4
263	H	Fairfield	4	2
269	A	Fordham	0	3
269	A	Fordham	3	2
269	A	Fordham	2	0
269	H	Fordham	3	2
272	A	UMBC	1	4
272	A	UMBC	7	5
272	A	UMBC	5	3
272	H	UMBC	8	0
272	H	UMBC	1	2
272	H	UMBC	5	2
281	H	Fairleigh Dickinson	6	5
291	A	Iona	12	3
291	H	Iona	5	1
293	H	NYIT	6	0
293	H	NYIT	6	4

Stony Brook

S  
t  
o  
n  
y  
B  
r  
o  
o  
k

S  
t  
o  
n  
y  
B  
r  
o  
o  
k



Average RPI Win: 179		WON-LOST	WINNING	LAST 10	STRENGTH OF		OPP. STRENGTH	TEAM	ADJ	CONF.	ADJ CONF.
Average RPI Loss: 119		RECORD	PCT. RANK	GAMES	SCHEDULE		OF SCHEDULE	RPI	RPI	RPI	RPI
DIV. I ONLY		17-33-0	.34	254	4-6-0		144	151	230	.45949	227
DIV. I NON-CONF.		10-13-0	.43478	186	2-1-0		250	242	246	.44794	245
TOTALS		RPI 1-25	RPI 26-50		W-L RECORDS		RPI 51-100		RPI 101-150		RPI 150+
17-33-0		0-4-0	2-3-0		OVERALL		0-4-0		6-12-0		9-10-0
10-14-0		0-3-0	0-1-0		HOME		0-0-0		4-3-0		6-7-0
7-17-0		0-0-0	2-2-0		AWAY		0-4-0		2-8-0		3-3-0
0-2-0		0-1-0	0-0-0		NEUTRAL		0-0-0		0-1-0		0-0-0
10-13-0		0-1-0	1-1-0		NON-CONFERENCE		0-1-0		1-2-0		8-8-0
6-6-0		0-0-0	0-1-0		HOME		0-0-0		1-0-0		5-5-0
4-5-0		0-0-0	1-0-		AWAY		0-1-0		0-1-0		3-3-0
0-2-0		0-1-0	0-0-0		NEUTRAL		0-0-0		0-1-0		0-0-0
7-20-0		0-3-0	1-2-0		CONFERENCE		0-3-0		5-10-0		1-2-0
4-8-0		0-3-0	0-0-0		HOME		0-0-0		3-3-0		1-2-0
3-12-0		0-0-0	1-2-0		AWAY		0-3-0		2-7-0		0-0-0
0-0-0		0-0-0	0-0-0		NEUTRAL		0-0-0		0-0-0		0-0-0
RPI S	Opponent	Score	RPI S	Opponent	Score	RPI S	Opponent	Score	RPI S	Opponent	Score
22 N	Kansas St.	6 7	26 A	Maryland	3 2	73 A	Delaware	8 11	111 A	Old Dominion	4 5
25 H	UNC Wilmington	3 8	26 H	Maryland	1 16	73 A	Delaware	1 16	111 A	Old Dominion	1 0
25 H	UNC Wilmington	2 10	40 A	William & Mary	3 1	73 A	Delaware	1 7	111 A	Old Dominion	0 3
25 H	UNC Wilmington	2 4	40 A	William & Mary	1 7	78 A	Citadel	1 9	117 H	Towson	0 8
			40 A	William & Mary	2 11				117 H	Towson	6 10
									117 H	Towson	4 2
									123 H	Northeastern	5 12
									123 H	Northeastern	3 2
									123 H	Northeastern	3 2
									124 N	High Point	6 8
									128 A	Hofstra	3 10
									128 A	Hofstra	9 14
									128 A	Hofstra	3 6
									130 H	Radford	5 4
									143 A	VCU	2 4
									145 A	Georgia St.	7 8
									145 A	Georgia St.	3 12
									145 A	Georgia St.	14 13
									152 A	Longwood	5 9
									152 H	Longwood	3 4
									153 A	Richmond	2 11
									153 H	Richmond	5 7
									158 H	James Madison	2 5
									158 H	James Madison	4 11
									158 H	James Madison	11 2
									184 A	Georgetown	4 1
									184 H	Georgetown	9 10
LAST 10 GAMES			111 A	Old Dominion	4 5	40 A	William & Mary	3 1	158 H	James Madison	2 5
			111 A	Old Dominion	1 0	40 A	William & Mary	2 11	158 H	James Madison	4 11
			111 A	Old Dominion	0 3	221 A	Temple	9 5	158 H	James Madison	11 2
			261 A	George Washington	6 5	152 H	Longwood	3 4	184 A	Georgetown	4 1
			40 A	William & Mary	1 7	25 H	UNC Wilmington	2 10	184 H	Georgetown	9 10

Non-Div. I Games:

George Mason



RPI	S	Opponent	Score	
221	A	Temple	9	5
261	A	George Washington	6	5
261	H	George Washington	9	11
263	H	Fairfield	7	4
263	H	Fairfield	3	5
263	H	Fairfield	7	6
272	A	UMBC	10	11
291	H	Iona	13	1
291	H	Iona	12	3
291	H	Iona	5	4

George Mason

G  
e  
o  
r  
g  
e  
M  
a  
s  
o  
n

G  
e  
o  
r  
g  
e  
M  
a  
s  
o  
n



Average RPI Win: 167		WON-LOST	WINNING	LAST 10	STRENGTH OF		OPP. STRENGTH	TEAM	ADJ		CONF.	ADJ CONF.
Average RPI Loss: 119		RECORD	PCT. RANK	GAMES	SCHEDULE		OF SCHEDULE	RPI	RPI		RPI	RPI
DIV. I ONLY		20-34-0	.37037	235	3-7-0		170	103	231		.4591	228
DIV. I NON-CONF.		10-14-0	.41667	197	1-1-0		228	126	231		.45534	231
TOTALS		RPI 1-25	RPI 26-50		W-L RECORDS		RPI 51-100		RPI 101-150		RPI 150+	
20-34-0		0-2-0	0-1-0		OVERALL		5-13-0		3-7-0		12-11-0	
15-13-0		0-0-0	0-0-0		HOME		3-6-0		2-2-0		10-5-0	
4-20-0		0-2-0	0-1-0		AWAY		2-7-0		1-4-0		1-6-0	
1-1-0		0-0-0	0-0-0		NEUTRAL		0-0-0		0-1-0		1-0-0	
10-14-0		0-2-0	0-1-0		NON-CONFERENCE		1-2-0		1-3-0		8-6-0	
7-6-0		0-0-0	0-0-0		HOME		1-2-0		0-1-0		6-3-0	
2-7-0		0-2-0	0-0-		AWAY		0-0-0		1-1-0		1-3-0	
1-1-0		0-0-0	0-0-0		NEUTRAL		0-0-0		0-1-0		1-0-0	
10-20-0		0-0-0	0-0-0		CONFERENCE		4-11-0		2-4-0		4-5-0	
8-7-0		0-0-0	0-0-0		HOME		2-4-0		2-1-0		4-2-0	
2-13-0		0-0-0	0-0-0		AWAY		2-7-0		0-3-0		0-3-0	
0-0-0		0-0-0	0-0-0		NEUTRAL		0-0-0		0-0-0		0-0-0	
RPI S	Opponent	Score	RPI S	Opponent	Score	RPI S	Opponent	Score	RPI S	Opponent	Score	
11 A	South Carolina	3 9	28 A	Auburn	4 7	57 A	Western Caro.	1 6	107 A	East Tenn. St.	10 12	
12 A	Clemson	2 9				57 A	Western Caro.	0 3	112 H	Furman	10 8	
						57 A	Western Caro.	7 10	112 H	Furman	3 13	
						64 H	Pittsburgh	3 2	112 H	Furman	5 0	
						64 H	Pittsburgh	3 4	113 A	Presbyterian	8 6	
						64 H	Pittsburgh	8 19	113 H	Presbyterian	1 3	
						78 H	Citadel	5 4	113 N	Presbyterian	3 4	
						78 H	Citadel	8 9	119 A	Ga. Southern	5 7	
						78 H	Citadel	9 18	119 A	Ga. Southern	0 3	
						81 H	Col. of Charleston	6 3	119 A	Ga. Southern	2 7	
						81 H	Col. of Charleston	6 10	170 A	Samford	2 3	
						81 H	Col. of Charleston	0 3	170 A	Samford	2 3	
						84 A	Elon	11 5	170 A	Samford	4 8	
						84 A	Elon	5 15	184 H	Georgetown	6 5	
						84 A	Elon	3 14	195 A	UNC Asheville	5 7	
						92 A	Appalachian St.	0 4	195 A	UNC Asheville	7 8	
						92 A	Appalachian St.	9 1	195 H	UNC Asheville	5 8	
						92 A	Appalachian St.	6 7	208 A	USC Upstate	12 11	
									208 H	USC Upstate	0 12	
									209 H	UNC Greensboro	4 1	
									209 H	UNC Greensboro	9 10	
									209 H	UNC Greensboro	3 2	
									212 H	Davidson	4 3	
									212 H	Davidson	2 3	
									212 H	Davidson	10 8	
									213 H	Niagara	7 4	
									213 H	Niagara	9 1	
LAST 10 GAMES			LAST 10 GAMES			LAST 10 GAMES			LAST 10 GAMES			
						57 A	Western Caro.	7 10	81 H	Col. of Charleston	6 3	
						57 A	Western Caro.	0 3	81 H	Col. of Charleston	6 10	
						57 A	Western Caro.	1 6	215 N	Winthrop	7 3	
						11 A	South Carolina	3 9	212 H	Davidson	4 3	
						81 H	Col. of Charleston	0 3	212 H	Davidson	2 3	

Non-Div. I Games:

Wofford



RPI	S	Opponent	Score	
215	A	Winthrop	1	6
215	N	Winthrop	7	3
225	H	Marshall	6	0
225	H	Marshall	9	8
286	H	Dayton	4	5
286	H	Dayton	4	3

Wofford

W  
o  
f  
f  
o  
r  
d

W  
o  
f  
f  
o  
r  
d



Average RPI Win: Average RPI Loss:	214 179	WON-LOST RECORD	WINNING PCT. RANK	LAST 10 GAMES	STRENGTH OF SCHEDULE	OPP. STRENGTH OF SCHEDULE	TEAM RPI	ADJ RPI	CONF. RPI	ADJ CONF. RPI	
DIV. I ONLY		27-23-1	.53922 121	7-3-0	268	257	232	.45885 229	30	30	
DIV. I NON-CONF.		13-14-1	.48214 151	1-1-0	183	173	195	.48077 194	28	30	
<hr/>											
TOTALS	RPI 1-25	RPI 26-50		W-L RECORDS	RPI 51-100		RPI 101-150		RPI 150+		
27-23-1	0-0-0	0-3-0		OVERALL	3-2-1		3-2-0		21-16-0		
17-13-1	0-0-0	0-0-0		HOME	2-0-1		2-0-0		13-13-0		
10-8-0	0-0-0	0-1-0		AWAY	1-2-0		1-2-0		8-3-0		
0-2-0	0-0-0	0-2-0		NEUTRAL	0-0-0		0-0-0		0-0-0		
13-14-1	0-0-0	0-3-0		NON-CONFERENCE	3-2-1		3-2-0		7-7-0		
9-6-1	0-0-0	0-0-0		HOME	2-0-1		2-0-0		5-6-0		
4-6-0	0-0-0	0-0-		AWAY	1-2-0		1-2-0		2-1-0		
0-2-0	0-0-0	0-2-0		NEUTRAL	0-0-0		0-0-0		0-0-0		
14-9-0	0-0-0	0-0-0		CONFERENCE	0-0-0		0-0-0		14-9-0		
8-7-0	0-0-0	0-0-0		HOME	0-0-0		0-0-0		8-7-0		
6-2-0	0-0-0	0-0-0		AWAY	0-0-0		0-0-0		6-2-0		
0-0-0	0-0-0	0-0-0		NEUTRAL	0-0-0		0-0-0		0-0-0		
RPI S	Opponent	Score	RPI S	Opponent	Score	RPI S	Opponent	Score	RPI S	Opponent	Score
			37 N	Illinois	3 8	62 A	Houston	2 10	105 A	A&M-Corpus Christi	4 5
			37 N	Illinois	3 12	69 H	Bryant	3 2	105 H	A&M-Corpus Christi	7 2
			49 A	Texas A&M	5 6	69 H	Bryant	5 4	125 A	Stephen F. Austin	4 3
						69 H	Bryant	4 4	125 H	Stephen F. Austin	4 3
						99 A	Lamar	6 8	131 A	Texas St.	3 7
						99 A	Lamar	8 1	160 H	Nicholls St.	2 9
									160 H	Nicholls St.	5 15
									160 H	Nicholls St.	9 0
									162 A	Texas-Arlington	5 7
									162 A	Texas-Arlington	7 6
									204 A	Utah Valley	5 3
									204 A	Utah Valley	4 3
									204 A	Utah Valley	2 3
									204 A	Utah Valley	3 10
									205 H	Northern Colo.	3 2
									205 H	Northern Colo.	8 2
									205 H	Northern Colo.	6 7
									223 H	Tex.-Pan American	4 12
									223 H	Tex.-Pan American	3 4
									223 H	Tex.-Pan American	1 4
									223 H	Tex.-Pan American	5 4
			LAST 10 GAMES						235 H	Penn St.	11 10
			296 A	Chicago St.	4 2	293 H	NYIT	11 4	235 H	Penn St.	3 9
			296 A	Chicago St.	10 5	293 H	NYIT	4 8	235 H	Penn St.	4 8
			296 A	Chicago St.	13 2	293 H	NYIT	0 3	239 H	Texas Southern	9 3
			296 A	Chicago St.	3 0	293 H	NYIT	8 0	241 H	North Dakota	19 4
			125 H	Stephen F. Austin	4 3	131 A	Texas St.	3 7	241 H	North Dakota	2 1

**Non-Div. I Games:**

Houston Baptist



RPI	S	Opponent	Score	
241	H	North Dakota	1	3
241	H	North Dakota	9	5
267	H	Harvard	12	6
267	H	Harvard	3	4
267	H	Harvard	1	6
292	A	Prairie View	14	4
292	H	Prairie View	4	3
293	H	NYIT	11	4
293	H	NYIT	0	3
293	H	NYIT	8	0
293	H	NYIT	4	8
296	A	Chicago St.	4	2
296	A	Chicago St.	13	2
296	A	Chicago St.	10	5
296	A	Chicago St.	3	0

Houston Baptist

H  
o  
u  
s  
t  
o  
n  
B  
a  
p  
t  
i  
s  
t

H  
o  
u  
s  
t  
o  
n  
B  
a  
p  
t  
i  
s  
t



Average RPI Win: 211		WON-LOST	WINNING	LAST 10	STRENGTH OF		OPP. STRENGTH	TEAM	ADJ	CONF.	ADJ CONF.		
Average RPI Loss: 138		RECORD	PCT. RANK	GAMES	SCHEDULE		OF SCHEDULE	RPI	RPI	RPI	RPI		
DIV. I ONLY		21-24-0	.46667	182	4-5-0		257	175	227	.45863	230		
DIV. I NON-CONF.		10-14-0	.41667	197	1-4-0		230	65	212	.46605	212		
TOTALS		RPI 1-25	RPI 26-50		W-L RECORDS		RPI 51-100		RPI 101-150		RPI 150+		
21-24-0		0-3-0	1-3-0		OVERALL		0-0-0		2-7-0		18-11-0		
13-10-0		0-0-0	0-0-0		HOME		0-0-0		2-4-0		11-6-0		
8-14-0		0-3-0	1-3-0		AWAY		0-0-0		0-3-0		7-5-0		
0-0-0		0-0-0	0-0-0		NEUTRAL		0-0-0		0-0-0		0-0-0		
10-14-0		0-3-0	1-3-0		NON-CONFERENCE		0-0-0		1-2-0		8-6-0		
6-5-0		0-0-0	0-0-0		HOME		0-0-0		1-2-0		5-3-0		
4-9-0		0-3-0	1-0-		AWAY		0-0-0		0-0-0		3-3-0		
0-0-0		0-0-0	0-0-0		NEUTRAL		0-0-0		0-0-0		0-0-0		
11-10-0		0-0-0	0-0-0		CONFERENCE		0-0-0		1-5-0		10-5-0		
7-5-0		0-0-0	0-0-0		HOME		0-0-0		1-2-0		6-3-0		
4-5-0		0-0-0	0-0-0		AWAY		0-0-0		0-3-0		4-2-0		
0-0-0		0-0-0	0-0-0		NEUTRAL		0-0-0		0-0-0		0-0-0		
RPI S	Opponent	Score		RPI S	Opponent	Score		RPI S	Opponent	Score			
1 A	Vanderbilt	0	9	42 A	Notre Dame	2	6	107 H	East Tenn. St.	3	2		
1 A	Vanderbilt	1	3	49 A	Texas A&M	1	5	107 H	East Tenn. St.	5	6		
1 A	Vanderbilt	3	5	49 A	Texas A&M	2	0	107 H	East Tenn. St.	3	7		
				49 A	Texas A&M	3	4	122 A	Milwaukee	2	8		
								122 A	Milwaukee	3	9		
								122 A	Milwaukee	4	5		
								122 H	Milwaukee	0	4		
								122 H	Milwaukee	6	5		
								122 H	Milwaukee	0	10		
								161 A	Indiana St.	6	2		
								165 A	Northwestern	1	3		
								165 H	Northwestern	3	5		
								178 A	Purdue	0	20		
								178 H	Purdue	10	17		
								178 H	Purdue	9	2		
								201 A	Valparaiso	4	3		
								201 A	Valparaiso	2	6		
								201 A	Valparaiso	2	1		
								201 H	Valparaiso	12	5		
								201 H	Valparaiso	5	2		
								201 H	Valparaiso	3	0		
				LAST 10 GAMES				211 H	Northern Ill.	5	7		
				201 H	Valparaiso	5	2	107 H	East Tenn. St.	5	6		
				201 H	Valparaiso	12	5	107 H	East Tenn. St.	3	7		
				201 H	Valparaiso	3	0	211 H	Northern Ill.	5	7		
				165 H	Northwestern	3	5	122 A	Milwaukee	4	5		
				107 H	East Tenn. St.	3	2	122 A	Milwaukee	3	9		
Non-Div. I Games:		Rockford	11	1	Chicago	15	6	Edgewood	5	3	Roosevelt	1	6
Ill.-Chicago													



RPI	S	Opponent	Score	
234	H	Western Ill.	3	2
254	A	Youngstown St.	7	12
254	A	Youngstown St.	15	11
254	A	Youngstown St.	5	4
254	H	Youngstown St.	7	8
254	H	Youngstown St.	8	1
254	H	Youngstown St.	4	1
280	A	Santa Clara	5	3
280	A	Santa Clara	3	10
280	A	Santa Clara	15	8
296	H	Chicago St.	6	0

Ill.-Chicago

I  
l  
l  
.  
-  
C  
h  
i  
c  
a  
g  
o

I  
l  
l  
.  
-  
C  
h  
i  
c  
a  
g  
o



Average RPI Win: 223		WON-LOST	WINNING	LAST 10	STRENGTH OF		OPP. STRENGTH	TEAM	ADJ	CONF.	ADJ CONF.
Average RPI Loss: 137		RECORD	PCT. RANK	GAMES	SCHEDULE		OF SCHEDULE	RPI	RPI	RPI	RPI
DIV. I ONLY		18-25-0	.4186	203	3-6-0		241	186	229	.45834	231
DIV. I NON-CONF.		10-15-0	.4	204	1-3-0		162	103	179	.48461	184
TOTALS		RPI 1-25	RPI 26-50		W-L RECORDS		RPI 51-100		RPI 101-150		RPI 150+
18-25-0		0-6-0	0-1-0		OVERALL		0-2-0		2-5-0		16-11-0
7-9-0		0-0-0	0-0-0		HOME		0-2-0		1-2-0		6-5-0
8-16-0		0-6-0	0-1-0		AWAY		0-0-0		1-3-0		7-6-0
3-0-0		0-0-0	0-0-0		NEUTRAL		0-0-0		0-0-0		3-0-0
10-15-0		0-6-0	0-1-0		NON-CONFERENCE		0-2-0		1-3-0		9-3-0
3-4-0		0-0-0	0-0-0		HOME		0-2-0		0-0-0		3-2-0
4-11-0		0-6-0	0-0-		AWAY		0-0-0		1-3-0		3-1-0
3-0-0		0-0-0	0-0-0		NEUTRAL		0-0-0		0-0-0		3-0-0
8-10-0		0-0-0	0-0-0		CONFERENCE		0-0-0		1-2-0		7-8-0
4-5-0		0-0-0	0-0-0		HOME		0-0-0		1-2-0		3-3-0
4-5-0		0-0-0	0-0-0		AWAY		0-0-0		0-0-0		4-5-0
0-0-0		0-0-0	0-0-0		NEUTRAL		0-0-0		0-0-0		0-0-0
RPI S	Opponent	Score		RPI S	Opponent	Score		RPI S	Opponent	Score	
12 A	Clemson	0	6	31 A	Kentucky	1	4	69 H	Bryant	0	12
12 A	Clemson	3	5					69 H	Bryant	0	7
12 A	Clemson	0	7								
16 A	UCLA	3	6								
16 A	UCLA	2	4								
16 A	UCLA	2	10								
				LAST 10 GAMES							
140 A	Missouri St.	6	4	254 A	Youngstown St.	6	3	235 A	Penn St.	3	11
140 A	Missouri St.	1	3	254 A	Youngstown St.	18	4	235 A	Penn St.	6	2
140 A	Missouri St.	1	6	201 A	Valparaiso	0	4	238 H	Bradley	3	12
31 A	Kentucky	1	4	201 A	Valparaiso	5	17	238 H	Bradley	7	6
254 A	Youngstown St.	4	7	201 A	Valparaiso	1	5	245 A	Cincinnati	19	16
								245 H	Cincinnati	2	6
								254 A	Youngstown St.	4	7
Non-Div. I Games:				Wilmington (OH)				25 0			
				Otterbein				17 6			
				Shawnee St.				12 1			
				Urbana				4 6			
				Wright St.							



RPI	S	Opponent	Score	
254	A	Youngstown St.	6	3
254	A	Youngstown St.	18	4
254	H	Youngstown St.	4	7
254	H	Youngstown St.	5	3
254	H	Youngstown St.	1	10
286	H	Dayton	5	1
286	H	Dayton	7	5

Wright St.

W  
r  
i  
g  
h  
t  
S  
t  
.

W  
r  
i  
g  
h  
t  
S  
t  
.



[illegible]

**Non-Div. I Games:**

Akron



RPI	S	Opponent	Score	
251	H	Western Mich.	3	2
254	A	Youngstown St.	5	4
278	A	Ohio	4	2
278	A	Ohio	2	4
278	A	Ohio	11	8

Akron

A  
k  
r  
o  
n

A  
k  
r  
o  
n



Average RPI Win: 178		WON-LOST	WINNING	LAST 10	STRENGTH OF		OPP. STRENGTH	TEAM	ADJ	CONF.	ADJ CONF.
Average RPI Loss: 128		RECORD	PCT. RANK	GAMES	SCHEDULE		OF SCHEDULE	RPI	RPI	RPI	RPI
DIV. I ONLY		17-32-0	.34694	247	3-7-0		216	98	234	.457	233
DIV. I NON-CONF.		9-17-0	.34615	229	1-2-0		244	14	237	.45264	236
TOTALS		RPI 1-25	RPI 26-50		W-L RECORDS		RPI 51-100		RPI 101-150		RPI 150+
17-32-0	1-2-0	0-3-0		OVERALL		2-6-0		2-10-0		12-11-0	
6-13-0	1-2-0	0-0-0		HOME		0-2-0		1-5-0		4-4-0	
11-19-0	0-0-0	0-3-0		AWAY		2-4-0		1-5-0		8-7-0	
0-0-0	0-0-0	0-0-0		NEUTRAL		0-0-0		0-0-0		0-0-0	
9-17-0	1-2-0	0-3-0		NON-CONFERENCE		2-3-0		1-3-0		5-6-0	
3-8-0	1-2-0	0-0-0		HOME		0-2-0		0-1-0		2-3-0	
6-9-0	0-0-0	0-0-0		AWAY		2-1-0		1-2-0		3-3-0	
0-0-0	0-0-0	0-0-0		NEUTRAL		0-0-0		0-0-0		0-0-0	
8-15-0	0-0-0	0-0-0		CONFERENCE		0-3-0		1-7-0		7-5-0	
3-5-0	0-0-0	0-0-0		HOME		0-0-0		1-4-0		2-1-0	
5-10-0	0-0-0	0-0-0		AWAY		0-3-0		0-3-0		5-4-0	
0-0-0	0-0-0	0-0-0		NEUTRAL		0-0-0		0-0-0		0-0-0	
RPI S	Opponent	Score		RPI S	Opponent	Score		RPI S	Opponent	Score	
6 H	Oregon St.	3	4	32 A	Cal Poly	1	2	52 H	BYU	2	5
8 H	Oregon	3	2	32 A	Cal Poly	1	4	52 H	BYU	0	10
8 H	Oregon	7	12	32 A	Cal Poly	0	1	82 A	CSU Bakersfield	9	11
								82 A	CSU Bakersfield	1	13
								82 A	CSU Bakersfield	7	9
								94 A	Long Beach St.	8	3
								94 A	Long Beach St.	5	4
								94 A	Long Beach St.	3	4
				LAST 10 GAMES							
				82 A	CSU Bakersfield	7	9	118 H	Sacramento St.	4	6
				82 A	CSU Bakersfield	9	11	118 H	Sacramento St.	1	7
				82 A	CSU Bakersfield	1	13	8 H	Oregon	3	2
				110 A	Washington	2	7	8 H	Oregon	7	12
				118 H	Sacramento St.	10	7	271 A	San Jose St.	6	3
								174 A	Portland	9	3
								174 A	Portland	8	4
								174 A	Portland	0	1
								174 H	Portland	4	6
								174 H	Portland	6	13
								219 H	UC Davis	10	9
								219 H	UC Davis	4	7
								219 H	UC Davis	3	2
								249 A	Louisiana Tech	2	5

Non-Div. I Games: British Colum. (CAN) 5 2 Saint Martin's 13 7

Seattle



RPI	S	Opponent	Score	
249	A	Louisiana Tech	12	8
249	A	Louisiana Tech	7	4
271	A	San Jose St.	1	7
271	A	San Jose St.	13	3
271	A	San Jose St.	6	3
280	A	Santa Clara	15	13
280	A	Santa Clara	11	16
280	A	Santa Clara	6	7

Seattle

S  
e  
a  
t  
t  
l  
e

S  
e  
a  
t  
t  
l  
e



Average RPI Win: 204		WON-LOST	WINNING		LAST 10	STRENGTH OF		OPP. STRENGTH	TEAM	ADJ	CONF.	ADJ CONF.
Average RPI Loss: 170		RECORD	PCT. RANK		GAMES	SCHEDULE		OF SCHEDULE	RPI	RPI	RPI	RPI
DIV. I ONLY		15-29-0	.34091	251	6-4-0	158		270	235	.45635	234	27
DIV. I NON-CONF.		6-18-0	.25	265	0-0-0	59		180	177	.48747	176	26
TOTALS		RPI 1-25	RPI 26-50		W-L RECORDS		RPI 51-100		RPI 101-150		RPI 150+	
15-29-0	0-0-0	1-2-0		OVERALL		0-0-0		3-10-0		11-17-0		
6-10-0	0-0-0	0-0-0		HOME		0-0-0		0-0-0		6-10-0		
9-17-0	0-0-0	1-2-0		AWAY		0-0-0		3-9-0		5-6-0		
0-2-0	0-0-0	0-0-0		NEUTRAL		0-0-0		0-1-0		0-1-0		
6-18-0	0-0-0	1-2-0		NON-CONFERENCE		0-0-0		3-10-0		2-6-0		
0-0-0	0-0-0	0-0-0		HOME		0-0-0		0-0-0		0-0-0		
6-16-0	0-0-0	1-0-		AWAY		0-0-0		3-9-0		2-5-0		
0-2-0	0-0-0	0-0-0		NEUTRAL		0-0-0		0-1-0		0-1-0		
9-11-0	0-0-0	0-0-0		CONFERENCE		0-0-0		0-0-0		9-11-0		
6-10-0	0-0-0	0-0-0		HOME		0-0-0		0-0-0		6-10-0		
3-1-0	0-0-0	0-0-0		AWAY		0-0-0		0-0-0		3-1-0		
0-0-0	0-0-0	0-0-0		NEUTRAL		0-0-0		0-0-0		0-0-0		
RPI	S	Opponent	Score	RPI	S	Opponent	Score	RPI	S	Opponent	Score	
				44	A	Arkansas	1 9					
				44	A	Arkansas	7 5					
				44	A	Arkansas	2 7					

Non-Div. I Games: MacMurray 11 0 Blackburn 20 2 St. Ambrose 8 1 Western Ill.



RPI	S	Opponent	Score	
230	A	Ill.-Chicago	2	3
230	A	Ill.-Chicago	0	2
236	H	Oakland	1	5
236	H	Oakland	2	4
252	H	North Dakota St.	8	7
252	H	North Dakota St.	7	5
252	H	North Dakota St.	8	6
252	H	North Dakota St.	2	1
284	A	IPFW	8	4
284	A	IPFW	4	3
284	A	IPFW	5	3
284	A	IPFW	3	7
284	H	IPFW	2	3
284	H	IPFW	2	1

Western Ill.

W  
e  
s  
t  
e  
r  
n  
I  
l  
l  
.

W  
e  
s  
t  
e  
r  
n  
I  
l  
l  
.



Average RPI Win: 176		WON-LOST	WINNING	LAST 10	STRENGTH OF		OPP. STRENGTH	TEAM	ADJ	CONF.	ADJ CONF.
Average RPI Loss: 116		RECORD	PCT. RANK	GAMES	SCHEDULE		OF SCHEDULE	RPI	RPI	RPI	RPI
DIV. I ONLY		12-34-0	.26087	278	1-9-0		78	174	236	.4563	235
DIV. I NON-CONF.		9-16-0	.36	218	0-1-0		136	251	201	.47512	201
TOTALS		RPI 1-25	RPI 26-50		W-L RECORDS		RPI 51-100		RPI 101-150		RPI 150+
12-34-0		0-3-0	0-3-0		OVERALL		1-10-0		3-5-0		8-13-0
7-9-0		0-0-0	0-0-0		HOME		1-1-0		1-2-0		5-6-0
3-25-0		0-3-0	0-3-0		AWAY		0-9-0		1-3-0		2-7-0
2-0-0		0-0-0	0-0-0		NEUTRAL		0-0-0		1-0-0		1-0-0
9-16-0		0-0-0	0-0-0		NON-CONFERENCE		1-7-0		2-3-0		6-6-0
4-3-0		0-0-0	0-0-0		HOME		1-1-0		0-0-0		3-2-0
3-13-0		0-0-0	0-0-		AWAY		0-6-0		1-3-0		2-4-0
2-0-0		0-0-0	0-0-0		NEUTRAL		0-0-0		1-0-0		1-0-0
3-18-0		0-3-0	0-3-0		CONFERENCE		0-3-0		1-2-0		2-7-0
3-6-0		0-0-0	0-0-0		HOME		0-0-0		1-2-0		2-4-0
0-12-0		0-3-0	0-3-0		AWAY		0-3-0		0-0-0		0-3-0
0-0-0		0-0-0	0-0-0		NEUTRAL		0-0-0		0-0-0		0-0-0
RPI S	Opponent	Score	RPI S	Opponent	Score	RPI S	Opponent	Score	RPI S	Opponent	Score
15 A	Indiana	3 <b>9</b>	37 A	Illinois	0 <b>9</b>	58 A	Ohio St.	8 <b>10</b>	107 A	East Tenn. St.	6 4
15 A	Indiana	3 <b>11</b>	37 A	Illinois	4 <b>5</b>	58 A	Ohio St.	1 <b>3</b>	107 A	East Tenn. St.	3 <b>8</b>
15 A	Indiana	0 <b>2</b>	37 A	Illinois	6 <b>8</b>	58 A	Ohio St.	3 <b>8</b>	107 A	East Tenn. St.	7 <b>9</b>
						62 A	Houston	8 <b>14</b>	125 N	Stephen F. Austin	4 2
						62 A	Houston	5 <b>15</b>	126 H	Minnesota	4 3
						64 H	Pittsburgh	8 <b>10</b>	126 H	Minnesota	3 <b>7</b>
						76 A	Liberty	1 <b>6</b>	126 H	Minnesota	2 <b>11</b>
						76 A	Liberty	1 <b>4</b>	138 A	UTSA	2 <b>3</b>
						76 A	Liberty	3 <b>12</b>	151 H	Iowa	8 7
						97 A	Kent St.	0 <b>10</b>	151 H	Iowa	2 <b>5</b>
						97 H	Kent St.	3 2	151 H	Iowa	7 4
									154 A	Michigan	2 <b>3</b>
									154 A	Michigan	1 <b>8</b>
									154 A	Michigan	1 <b>5</b>
									178 H	Purdue	5 <b>7</b>
									178 H	Purdue	4 <b>5</b>
									178 H	Purdue	1 <b>6</b>
									199 N	Neb. Omaha	3 0
									207 H	La Salle	7 4
									221 A	Temple	2 <b>3</b>
									221 A	Temple	2 <b>4</b>
									229 A	Houston Baptist	10 <b>11</b>
									229 A	Houston Baptist	8 4
									229 A	Houston Baptist	9 3
									231 H	Wright St.	2 <b>6</b>
									231 H	Wright St.	11 3
									231 H	Wright St.	4 <b>7</b>
			LAST 10 GAMES								
			37 A	Illinois	4 <b>5</b>	126 H	Minnesota	3 <b>7</b>			
			37 A	Illinois	6 <b>8</b>	126 H	Minnesota	2 <b>11</b>			
			37 A	Illinois	0 <b>9</b>	58 A	Ohio St.	3 <b>8</b>			
			232 A	Akron	2 <b>11</b>	58 A	Ohio St.	8 <b>10</b>			
			126 H	Minnesota	4 3	58 A	Ohio St.	1 <b>3</b>			

Non-Div. I Games:

Penn St.



RPI	S	Opponent	Score	
232	A	Akron	2	11
257	H	Bucknell	7	6

Penn St.

P  
e  
n  
n  
S  
t  
.

P  
e  
n  
n  
S  
t  
.



Average RPI Win: 222		WON-LOST	WINNING	LAST 10	STRENGTH OF		OPP. STRENGTH	TEAM	ADJ	CONF.	ADJ CONF.
Average RPI Loss: 136		RECORD	PCT. RANK	GAMES	SCHEDULE		OF SCHEDULE	RPI	RPI	RPI	RPI
DIV. I ONLY		14-32-0	.30435	265	4-6-0		181	249	237	.45557	236
DIV. I NON-CONF.		4-20-0	.16667	283	0-1-0		116	91	249	.44321	247
TOTALS		RPI 1-25	RPI 26-50		W-L RECORDS		RPI 51-100		RPI 101-150		RPI 150+
14-32-0	0-3-0	1-11-0		OVERALL		0-0-0		0-0-0		13-18-0	
1-6-0	0-0-0	0-0-0		HOME		0-0-0		0-0-0		1-6-0	
11-19-0	0-3-0	1-7-0		AWAY		0-0-0		0-0-0		10-9-0	
2-7-0	0-0-0	0-4-0		NEUTRAL		0-0-0		0-0-0		2-3-0	
4-20-0	0-3-0	1-11-0		NON-CONFERENCE		0-0-0		0-0-0		3-6-0	
0-1-0	0-0-0	0-0-0		HOME		0-0-0		0-0-0		0-1-0	
3-14-0	0-3-0	1-0-		AWAY		0-0-0		0-0-0		2-4-0	
1-5-0	0-0-0	0-4-0		NEUTRAL		0-0-0		0-0-0		1-1-0	
10-12-0	0-0-0	0-0-0		CONFERENCE		0-0-0		0-0-0		10-12-0	
1-5-0	0-0-0	0-0-0		HOME		0-0-0		0-0-0		1-5-0	
8-5-0	0-0-0	0-0-0		AWAY		0-0-0		0-0-0		8-5-0	
1-2-0	0-0-0	0-0-0		NEUTRAL		0-0-0		0-0-0		1-2-0	
RPI S	Opponent	Score	RPI S	Opponent	Score	RPI S	Opponent	Score	RPI S	Opponent	Score
22 A	Kansas St.	2 4	26 A	Maryland	0 8				157 N	Buffalo	8 3
22 A	Kansas St.	3 13	26 A	Maryland	4 15				157 N	Buffalo	4 8
22 A	Kansas St.	2 9	26 A	Maryland	4 8				181 A	South Dakota St.	4 3
			26 A	Maryland	3 4				181 H	South Dakota St.	0 3
			37 A	Illinois	8 21				181 H	South Dakota St.	3 10
			37 A	Illinois	2 3				181 N	South Dakota St.	3 2
			37 A	Illinois	0 4				181 N	South Dakota St.	1 8
			37 A	Illinois	6 3				181 N	South Dakota St.	4 6
			38 N	Michigan St.	0 7				190 A	Central Mich.	4 7
			38 N	Michigan St.	2 3				190 H	Central Mich.	9 13
			38 N	Michigan St.	2 5				199 A	Neb. Omaha	4 7
			38 N	Michigan St.	1 2				199 A	Neb. Omaha	0 7
									199 H	Neb. Omaha	6 9
									199 H	Neb. Omaha	3 0
									199 H	Neb. Omaha	2 7
									199 H	Neb. Omaha	2 8
									234 A	Western Ill.	5 1
									234 A	Western Ill.	4 2
									252 A	North Dakota St.	2 1
									252 A	North Dakota St.	1 4
									252 A	North Dakota St.	3 2
									252 A	North Dakota St.	13 7
			199 H	Neb. Omaha	2 7	252 A	North Dakota St.	13 7	278 A	Ohio	6 2
			199 H	Neb. Omaha	2 8	252 A	North Dakota St.	3 2	278 A	Ohio	3 12
			199 H	Neb. Omaha	3 0	252 A	North Dakota St.	2 1	278 A	Ohio	6 4
			199 H	Neb. Omaha	6 9	252 A	North Dakota St.	1 4	284 A	IPFW	9 1
			190 H	Central Mich.	9 13	181 N	South Dakota St.	4 6	284 A	IPFW	4 5

Non-Div. I Games: Olivet 14 2

Oakland



RPI	S	Opponent	Score	
284	A	IPFW	4	5
284	A	IPFW	5	0
286	A	Dayton	5	8
286	A	Dayton	0	6

Oakland

O  
a  
k  
l  
a  
n  
d

O  
a  
k  
l  
a  
n  
d



Average RPI Win:	243	WON-LOST RECORD	WINNING PCT. RANK	LAST 10 GAMES	STRENGTH OF SCHEDULE	OPP. STRENGTH OF SCHEDULE	TEAM RPI	ADJ RPI	CONF. RPI	ADJ CONF. RPI		
DIV. I ONLY		24-27-0	.47059	174	6-4-0	278	240	238	.45505	237	26	26
DIV. I NON-CONF.		8-15-0	.34783	225	1-0-0	242	202	238	.45229	237	27	27
<hr/>												
TOTALS	RPI 1-25	RPI 26-50		W-L RECORDS		RPI 51-100		RPI 101-150		RPI 150+		
24-27-0	0-2-0	0-1-0		OVERALL		0-1-0		1-6-0		23-17-0		
13-7-0	0-0-0	0-1-0		HOME		0-0-0		0-0-0		13-6-0		
10-20-0	0-2-0	0-0-0		AWAY		0-1-0		1-6-0		9-11-0		
1-0-0	0-0-0	0-0-0		NEUTRAL		0-0-0		0-0-0		1-0-0		
<hr/>												
8-15-0	0-2-0	0-1-0		NON-CONFERENCE		0-1-0		0-3-0		8-8-0		
4-1-0	0-0-0	0-1-0		HOME		0-0-0		0-0-0		4-0-0		
3-14-0	0-2-0	0-0-		AWAY		0-1-0		0-3-0		3-8-0		
1-0-0	0-0-0	0-0-0		NEUTRAL		0-0-0		0-0-0		1-0-0		
<hr/>												
16-12-0	0-0-0	0-0-0		CONFERENCE		0-0-0		1-3-0		15-9-0		
9-6-0	0-0-0	0-0-0		HOME		0-0-0		0-0-0		9-6-0		
7-6-0	0-0-0	0-0-0		AWAY		0-0-0		1-3-0		6-3-0		
0-0-0	0-0-0	0-0-0		NEUTRAL		0-0-0		0-0-0		0-0-0		
<hr/>												
RPI	S	Opponent	Score	RPI	S	Opponent	Score	RPI	S	Opponent	Score	
7	A	North Carolina St.	4 25	34	H	Seton Hall	5 12	72	A	Rutgers	5 9	
7	A	North Carolina St.	0 18					139	A	Monmouth	6 3	
								139	A	Monmouth	3 7	
								139	A	Monmouth	2 3	
								139	A	Monmouth	1 3	
								143	A	VCU	8 11	
								149	A	Saint Joseph's	5 14	
								149	A	Saint Joseph's	5 6	
								153	A	Richmond	5 10	
								153	A	Richmond	2 4	
								153	A	Richmond	6 8	
								155	A	St. John's (NY)	22 16	
								164	A	Sacred Heart	6 4	
								164	H	Sacred Heart	1 3	
								164	H	Sacred Heart	5 2	
								164	H	Sacred Heart	1 8	
								192	H	Central Conn. St.	8 1	
								192	H	Central Conn. St.	3 4	
								192	H	Central Conn. St.	7 6	
								192	H	Central Conn. St.	1 13	
								207	A	La Salle	7 8	
								248	A	Quinnipiac	8 7	
								248	A	Quinnipiac	3 2	
								248	A	Quinnipiac	10 9	
								248	A	Quinnipiac	3 1	
								255	A	Saint Peter's	8 12	
								255	H	Saint Peter's	1 0	
								255	H	Saint Peter's	13 0	

Non-Div. I Games:

Wagner



RPI	S	Opponent	Score	
255	H	Saint Peter's	7	5
256	N	Villanova	5	4
259	A	LIU Brooklyn	5	10
259	A	LIU Brooklyn	2	13
259	A	LIU Brooklyn	6	9
259	A	LIU Brooklyn	3	1
265	A	Norfolk St.	3	7
265	A	Norfolk St.	1	2
265	A	Norfolk St.	4	3
269	A	Fordham	1	8
277	A	NJIT	12	9
281	H	Fairleigh Dickinson	10	0
281	H	Fairleigh Dickinson	12	13
281	H	Fairleigh Dickinson	8	3
281	H	Fairleigh Dickinson	5	3
288	H	Lafayette	6	0
295	H	Mt. St. Mary's	9	5
295	H	Mt. St. Mary's	8	7
295	H	Mt. St. Mary's	4	10
295	H	Mt. St. Mary's	8	4

Wagner

W  
a  
g  
n  
e  
r

W  
a  
g  
n  
e  
r



Average RPI Win: 210		WON-LOST RECORD	WINNING PCT. RANK	LAST 10 GAMES	STRENGTH OF SCHEDULE	OPP. STRENGTH OF SCHEDULE	TEAM RPI	ADJ RPI	CONF. RPI	ADJ CONF. RPI					
Average RPI Loss: 131															
DIV. I ONLY		13-28-0	.31707	260	3-6-0	149	211	239	.45458	238	15	15			
DIV. I NON-CONF.		12-11-0	.52174	128	3-0-0	197	266	124	.50808	124	16	16			
<hr/>															
TOTALS		RPI 1-25		RPI 26-50		W-L RECORDS		RPI 51-100		RPI 101-150		RPI 150+			
13-28-0		0-0-0		0-3-0		OVERALL		1-6-0		0-11-0		12-8-0			
4-11-0		0-0-0		0-0-0		HOME		0-3-0		0-3-0		4-5-0			
7-13-0		0-0-0		0-3-0		AWAY		1-2-0		0-6-0		6-2-0			
2-4-0		0-0-0		0-0-0		NEUTRAL		0-1-0		0-2-0		2-1-0			
12-11-0		0-0-0		0-0-0		NON-CONFERENCE		1-3-0		0-5-0		11-3-0			
3-0-0		0-0-0		0-0-0		HOME		0-0-0		0-0-0		3-0-0			
7-7-0		0-0-0		0-0-		AWAY		1-2-0		0-3-0		6-2-0			
2-4-0		0-0-0		0-0-0		NEUTRAL		0-1-0		0-2-0		2-1-0			
1-17-0		0-0-0		0-3-0		CONFERENCE		0-3-0		0-6-0		1-5-0			
1-11-0		0-0-0		0-0-0		HOME		0-3-0		0-3-0		1-5-0			
0-6-0		0-0-0		0-3-0		AWAY		0-0-0		0-3-0		0-0-0			
0-0-0		0-0-0		0-0-0		NEUTRAL		0-0-0		0-0-0		0-0-0			
RPI	S	Opponent	Score	RPI	S	Opponent	Score	RPI	S	Opponent	Score				
				48	A	Creighton	4 5	71	A	UNLV	6 8	129	H	Wichita St.	6 10
				48	A	Creighton	3 7	71	A	UNLV	3 8	129	H	Wichita St.	8 18
				48	A	Creighton	5 7	83	N	Loyola Marymount	10 23	129	H	Wichita St.	0 4
								88	H	Illinois St.	5 8	137	A	Arkansas St.	2 12
								88	H	Illinois St.	0 4	137	A	Arkansas St.	5 10
								88	H	Illinois St.	5 9	137	A	Arkansas St.	1 10
								91	A	Belmont	4 3	140	A	Missouri St.	2 12
												140	A	Missouri St.	2 6
												140	A	Missouri St.	2 5
												144	N	Dartmouth	8 11
												144	N	Dartmouth	4 7
												172	N	Hawaii	6 5
												175	H	Southern Ill.	7 9
												175	H	Southern Ill.	7 8
												175	H	Southern Ill.	2 6
												187	H	Evansville	0 10
												187	H	Evansville	1 9
												187	H	Evansville	8 5
												197	N	Ball St.	4 7
												197	N	Ball St.	13 8
												203	A	Lipscomb	11 9
												203	A	Lipscomb	7 0
												203	A	Lipscomb	5 9
												203	A	Lipscomb	11 10
												211	A	Northern Ill.	19 0
												211	H	Northern Ill.	11 5
												231	A	Wright St.	12 3
<hr/>															
Non-Div. I Games:															
				Eureka	20	0	Eureka	10	6	Wash. & Jeff.	12	2	Bradley		



RPI	S	Opponent	Score	
231	A	Wright St.	6	7
266	H	SIU Edwardsville	3	0
266	H	SIU Edwardsville	6	5
286	A	Dayton	9	3

Bradley



Average RPI Win:	256	WON-LOST	WINNING	LAST 10	STRENGTH OF	OPP. STRENGTH	TEAM	ADJ	CONF.	ADJ CONF.	
Average RPI Loss:	191	RECORD	PCT. RANK	GAMES	SCHEDULE	OF SCHEDULE	RPI	RPI	RPI	RPI	
DIV. I ONLY	18-27-0	.4	216	3-7-0	238	286	240	.45382	239	32	32
DIV. I NON-CONF.	3-13-0	.1875	278	0-4-0	97	54	227	.45661	227	31	32
<hr/>											
TOTALS	RPI 1-25	RPI 26-50		W-L RECORDS		RPI 51-100		RPI 101-150		RPI 150+	
18-27-0	0-0-0	0-1-0		OVERALL		0-7-0		0-3-0		18-16-0	
4-5-0	0-0-0	0-0-0		HOME		0-0-0		0-0-0		4-5-0	
8-19-0	0-0-0	0-1-0		AWAY		0-6-0		0-2-0		8-9-0	
6-3-0	0-0-0	0-0-0		NEUTRAL		0-0-0		0-1-0		6-2-0	
<hr/>											
3-13-0	0-0-0	0-1-0		NON-CONFERENCE		0-7-0		0-3-0		3-2-0	
0-0-0	0-0-0	0-0-0		HOME		0-0-0		0-0-0		0-0-0	
1-12-0	0-0-0	0-0-		AWAY		0-7-0		0-2-0		1-2-0	
2-1-0	0-0-0	0-0-0		NEUTRAL		0-0-0		0-1-0		2-0-0	
<hr/>											
15-14-0	0-0-0	0-0-0		CONFERENCE		0-0-0		0-0-0		15-14-0	
4-5-0	0-0-0	0-0-0		HOME		0-0-0		0-0-0		4-5-0	
7-7-0	0-0-0	0-0-0		AWAY		0-0-0		0-0-0		7-7-0	
4-2-0	0-0-0	0-0-0		NEUTRAL		0-0-0		0-0-0		4-2-0	
<hr/>											
RPI S	Opponent	Score	RPI S	Opponent	Score	RPI S	Opponent	Score	RPI S	Opponent	Score
			49 A	Texas A&M	1 7	62 A	Houston	2 12	102 A	TCU	0 4
			68 A	Texas	0 4	125 A	Stephen F. Austin	1 3			
			68 A	Texas	0 12	125 N	Stephen F. Austin	7 18			
			70 A	Southeastern La.	3 5	168 N	Eastern Ill.	10 7			
			70 A	Southeastern La.	6 7	168 N	Eastern Ill.	4 3			
			70 A	Southeastern La.	0 9	169 A	Dallas Baptist	5 6			
			99 A	Lamar	1 8	169 A	Dallas Baptist	6 4			
			229 A	Houston Baptist	3 9						
			244 N	Alabama St.	1 3						
			260 A	Ark.-Pine Bluff	5 10						
			260 A	Ark.-Pine Bluff	4 2						
			260 A	Ark.-Pine Bluff	6 7						
			260 H	Ark.-Pine Bluff	1 5						
			260 H	Ark.-Pine Bluff	6 3						
			260 H	Ark.-Pine Bluff	8 3						
			264 A	Jackson St.	14 5						
			264 A	Jackson St.	0 4						
			268 A	Southern U.	2 1						
			268 A	Southern U.	9 7						
			268 A	Southern U.	5 12						
268 N	Southern U.	1 0									
268 N	Southern U.	0 1									
268 N	Southern U.	9 5									
268 N	Southern U.	5 2									
285 A	Grambling	3 4									
285 A	Grambling	8 7									
285 A	Grambling	10 6									
LAST 10 GAMES											
68 A	Texas	0 4	102 A	TCU	0 4	268 N	Southern U.	9 5			
68 A	Texas	0 12	260 A	Ark.-Pine Bluff	4 2	268 N	Southern U.	5 2			
285 H	Grambling	1 5	260 A	Ark.-Pine Bluff	6 7	285 A	Grambling	3 4			
285 H	Grambling	10 5	260 A	Ark.-Pine Bluff	5 10	285 A	Grambling	8 7			
285 H	Grambling	14 12	125 N	Stephen F. Austin	7 18	285 A	Grambling	10 6			

Non-Div. I Games: Huston-Tillotson 20 4 Huston-Tillotson 7 1

Texas Southern



RPI	S	Opponent	Score	
285	H	Grambling	10	5
285	H	Grambling	1	5
285	H	Grambling	14	12
292	A	Prairie View	13	0
292	A	Prairie View	6	11
292	A	Prairie View	3	6
292	H	Prairie View	6	8
292	H	Prairie View	2	6
292	H	Prairie View	2	11
292	N	Prairie View	9	0

Texas Southern

T  
e  
x  
a  
s  
S  
o  
u  
t  
h  
e  
r  
n

T  
e  
x  
a  
s  
S  
o  
u  
t  
h  
e  
r  
n



Average RPI Win: 238		WON-LOST	WINNING	LAST 10	STRENGTH OF		OPP. STRENGTH	TEAM	ADJ		CONF.	ADJ CONF.			
Average RPI Loss: 223		RECORD	PCT. RANK	GAMES	SCHEDULE		OF SCHEDULE	RPI	RPI		RPI	RPI			
DIV. I ONLY		28-23-0	.54902	109	7-3-0		290	281	241	.45202	240	28	28		
DIV. I NON-CONF.		15-14-0	.51724	133	1-1-0		291	284	260	.43947	259	30	29		
TOTALS		RPI 1-25	RPI 26-50		W-L RECORDS		RPI 51-100		RPI 101-150		RPI 150+				
28-23-0		0-1-0	0-0-0		OVERALL		0-0-0		1-0-0		27-22-0				
10-10-0		0-0-0	0-0-0		HOME		0-0-0		0-0-0		10-10-0				
14-5-0		0-0-0	0-0-0		AWAY		0-0-0		1-0-0		13-5-0				
4-8-0		0-1-0	0-0-0		NEUTRAL		0-0-0		0-0-0		4-7-0				
15-14-0		0-1-0	0-0-0		NON-CONFERENCE		0-0-0		1-0-0		14-13-0				
6-6-0		0-0-0	0-0-0		HOME		0-0-0		0-0-0		6-6-0				
5-2-0		0-0-0	0-0-		AWAY		0-0-0		1-0-0		4-2-0				
4-6-0		0-1-0	0-0-0		NEUTRAL		0-0-0		0-0-0		4-5-0				
13-9-0		0-0-0	0-0-0		CONFERENCE		0-0-0		0-0-0		13-9-0				
4-4-0		0-0-0	0-0-0		HOME		0-0-0		0-0-0		4-4-0				
9-3-0		0-0-0	0-0-0		AWAY		0-0-0		0-0-0		9-3-0				
0-2-0		0-0-0	0-0-0		NEUTRAL		0-0-0		0-0-0		0-2-0				
RPI S	Opponent	Score		RPI S	Opponent	Score		RPI S	Opponent	Score		RPI S	Opponent	Score	
15 N	Indiana	0	4							117 A	Towson	5	3		
										179 N	Miami (OH)	0	6		
										185 A	Delaware St.	7	2		
										185 H	Delaware St.	12	10		
										188 A	Holy Cross	5	1		
										188 A	Holy Cross	7	1		
										188 A	Holy Cross	0	3		
										188 A	Holy Cross	9	10		
										192 H	Central Conn. St.	2	4		
										192 H	Central Conn. St.	1	7		
										192 H	Central Conn. St.	3	2		
										192 H	Central Conn. St.	4	6		
										196 H	Princeton	5	4		
										196 H	Princeton	4	10		
										196 H	Princeton	8	2		
										196 H	Princeton	2	1		
										201 N	Valparaiso	1	7		
										222 A	Army	15	4		
										222 A	Army	7	14		
										222 A	Army	4	2		
										222 A	Army	7	1		
					LAST 10 GAMES					222 N	Army	3	7		
					222 N	Army	2	4		274 A	Lehigh	5	3		
					222 N	Army	3	7		274 A	Lehigh	6	1		
					261 H	George Washington	2	5		185 A	Delaware St.	7	2		
					274 A	Lehigh	4	2		288 H	Lafayette	1	0		
					274 A	Lehigh	12	5		288 H	Lafayette	7	2		

Non-Div. I Games:

Navy



RPI	S	Opponent	Score
253	N	Air Force	7 8
257	H	Bucknell	4 8
257	H	Bucknell	1 3
257	H	Bucknell	10 16
257	H	Bucknell	2 1
259	N	LIU Brooklyn	12 0
261	H	George Washington	2 5
262	N	Yale	6 5
265	A	Norfolk St.	13 1
265	A	Norfolk St.	6 7
265	A	Norfolk St.	4 3
274	A	Lehigh	6 1
274	A	Lehigh	4 2
274	A	Lehigh	12 5
274	A	Lehigh	5 3
288	H	Lafayette	1 0
288	H	Lafayette	7 2
288	H	Lafayette	4 3
288	H	Lafayette	6 7
290	A	Coppin St.	6 7
290	H	Coppin St.	8 10
297	A	UMES	13 2
297	H	UMES	9 4

Navy



Average RPI Win: 240		WON-LOST RECORD	WINNING PCT. RANK	LAST 10 GAMES	STRENGTH OF SCHEDULE	OPP. STRENGTH OF SCHEDULE	TEAM RPI	ADJ RPI		CONF. RPI	ADJ CONF. RPI
Average RPI Loss: 206											
DIV. I ONLY		15-17-0	.46875 180	7-3-0	247	293	225	.44964	241	30	30
DIV. I NON-CONF.		5-7-0	.41667 197	1-0-0	137	295	166	.47737	200	28	30
<hr/>											
TOTALS		RPI 1-25	RPI 26-50		W-L RECORDS		RPI 51-100		RPI 101-150		RPI 150+
15-17-0		0-0-0	0-1-0		OVERALL		0-0-0		0-3-0		15-13-0
7-2-0		0-0-0	0-0-0		HOME		0-0-0		0-0-0		7-2-0
6-13-0		0-0-0	0-1-0		AWAY		0-0-0		0-3-0		6-9-0
2-2-0		0-0-0	0-0-0		NEUTRAL		0-0-0		0-0-0		2-2-0
5-7-0		0-0-0	0-1-0		NON-CONFERENCE		0-0-0		0-3-0		5-3-0
1-0-0		0-0-0	0-0-0		HOME		0-0-0		0-0-0		1-0-0
2-5-0		0-0-0	0-0-		AWAY		0-0-0		0-3-0		2-1-0
2-2-0		0-0-0	0-0-0		NEUTRAL		0-0-0		0-0-0		2-2-0
10-10-0		0-0-0	0-0-0		CONFERENCE		0-0-0		0-0-0		10-10-0
6-2-0		0-0-0	0-0-0		HOME		0-0-0		0-0-0		6-2-0
4-8-0		0-0-0	0-0-0		AWAY		0-0-0		0-0-0		4-8-0
0-0-0		0-0-0	0-0-0		NEUTRAL		0-0-0		0-0-0		0-0-0
RPI	S	Opponent	Score	RPI	S	Opponent	Score	RPI	S	Opponent	Score
				48	A	Creighton	1 4				
								104	A	Saint Louis	0 12
								129	A	Wichita St.	1 6
								129	A	Wichita St.	3 9
								181	H	South Dakota St.	4 3
								199	A	Neb. Omaha	2 0
								199	A	Neb. Omaha	5 3
								199	A	Neb. Omaha	2 13
								205	A	Northern Colo.	3 4
								205	A	Northern Colo.	23 7
								205	A	Northern Colo.	2 5
								205	A	Northern Colo.	3 5
								223	H	Tex.-Pan American	0 9
								223	H	Tex.-Pan American	7 2
								223	H	Tex.-Pan American	8 7
								223	H	Tex.-Pan American	6 5
								229	A	Houston Baptist	3 1
								229	A	Houston Baptist	1 2
								229	A	Houston Baptist	4 19
								229	A	Houston Baptist	5 9
								252	N	North Dakota St.	7 4
								252	N	North Dakota St.	0 1
				LAST 10 GAMES				252	N	North Dakota St.	8 2
				277	H	NJIT	4 2	223	H	Tex.-Pan American	0 9
				277	H	NJIT	6 7	223	H	Tex.-Pan American	7 2
				277	H	NJIT	6 4	223	H	Tex.-Pan American	8 7
				277	H	NJIT	25 5	223	H	Tex.-Pan American	6 5
				181	H	South Dakota St.	4 3	293	A	NYIT	5 12
								277	H	NJIT	25 5
Non-Div. I Games:	Mt. Marty	6 5	St. Cloud St.	2 4	Mt. Marty	2 1	Mt. Marty	5 7	St. Cloud St.	North Dakota	2 0
	Mary	11 2	Mary	7 7	Mt. Marty	10 6					



RPI	S	Opponent	Score	
293	A	NYIT	5	0
293	A	NYIT	5	12
293	A	NYIT	1	2
293	A	NYIT	16	1

North Dakota

N  
o  
r  
t  
h  
D  
a  
k  
o  
t  
a

N  
o  
r  
t  
h  
D  
a  
k  
o  
t  
a



[illegible]

**Non-Div. I Games:**

St. Bonaventure



RPI	S	Opponent	Score	
213	A	Niagara	4	0
213	A	Niagara	3	6
253	N	Air Force	3	4
257	H	Bucknell	3	2
257	H	Bucknell	10	1
279	A	Massachusetts	4	3
279	A	Massachusetts	5	6
279	A	Massachusetts	3	9
286	H	Dayton	5	1
286	H	Dayton	3	2
286	H	Dayton	5	2
295	N	Mt. St. Mary's	8	14
295	N	Mt. St. Mary's	9	7
295	N	Mt. St. Mary's	6	5
296	N	Chicago St.	16	3

St. Bonaventure

S  
t  
.  
B  
o  
n  
a  
v  
e  
n  
t  
u  
r  
e

S  
t  
.  
B  
o  
n  
a  
v  
e  
n  
t  
u  
r  
e



[illegible]

**Non-Div. I Games:**

St. Mary's (CA)



RPI	S	Opponent	Score	
280	H	Santa Clara	8	3
280	H	Santa Clara	16	2
296	H	Chicago St.	3	2
296	H	Chicago St.	7	5
296	H	Chicago St.	15	0

St. Mary's (CA)

S  
t  
.  
M  
a  
r  
y  
'  
s  
(  
C  
A  
)

S  
t  
.  
M  
a  
r  
y  
'  
s  
(  
C  
A  
)



Average RPI Win: 265		WON-LOST	WINNING	LAST 10	STRENGTH OF		OPP. STRENGTH	TEAM	ADJ	CONF.	ADJ CONF.
Average RPI Loss: 150		RECORD	PCT. RANK	GAMES	SCHEDULE		OF SCHEDULE	RPI	RPI	RPI	RPI
DIV. I ONLY		30-23-0	.56604	97	4-6-0		295	278	244	.44772	244
DIV. I NON-CONF.		9-17-0	.34615	229	1-5-0		203	155	263	.43826	261
TOTALS		RPI 1-25	RPI 26-50		W-L RECORDS		RPI 51-100		RPI 101-150		RPI 150+
30-23-0		1-3-0	1-3-0		OVERALL		0-5-0		0-3-0		28-9-0
18-8-0		1-1-0	1-0-0		HOME		0-1-0		0-1-0		16-5-0
6-15-0		0-2-0	0-3-0		AWAY		0-4-0		0-2-0		6-4-0
6-0-0		0-0-0	0-0-0		NEUTRAL		0-0-0		0-0-0		6-0-0
9-17-0		1-3-0	1-3-0		NON-CONFERENCE		0-5-0		0-3-0		7-3-0
9-5-0		1-1-0	1-0-0		HOME		0-1-0		0-1-0		7-2-0
0-12-0		0-2-0	0-0-		AWAY		0-4-0		0-2-0		0-1-0
0-0-0		0-0-0	0-0-0		NEUTRAL		0-0-0		0-0-0		0-0-0
21-6-0		0-0-0	0-0-0		CONFERENCE		0-0-0		0-0-0		21-6-0
9-3-0		0-0-0	0-0-0		HOME		0-0-0		0-0-0		9-3-0
6-3-0		0-0-0	0-0-0		AWAY		0-0-0		0-0-0		6-3-0
6-0-0		0-0-0	0-0-0		NEUTRAL		0-0-0		0-0-0		6-0-0
RPI S	Opponent	Score	RPI S	Opponent	Score	RPI S	Opponent	Score	RPI S	Opponent	Score
14 A	South Ala.	4 15	28 A	Auburn	2 10	86 A	Arizona	3 4	127 A	Kennesaw St.	2 6
14 H	South Ala.	1 5	28 A	Auburn	1 2	86 A	Arizona	3 18	127 H	Kennesaw St.	1 2
24 A	Mercer	2 10	39 A	Troy	3 10	86 A	Arizona	2 8	145 A	Georgia St.	1 14
24 H	Mercer	4 0	39 H	Troy	4 3	100 A	Jacksonville St.	2 9	189 A	UAB	0 7
						100 H	Jacksonville St.	0 1	189 H	UAB	7 1
									239 N	Texas Southern	3 1
									264 A	Jackson St.	3 2
									264 A	Jackson St.	4 2
									264 A	Jackson St.	4 15
									264 H	Jackson St.	1 12
									264 H	Jackson St.	14 4
									264 H	Jackson St.	9 8
									268 N	Southern U.	6 4
									275 H	Florida A&M	14 1
									275 H	Florida A&M	11 2
									284 H	IPFW	8 11
									284 H	IPFW	2 0
									284 H	IPFW	3 4
									289 A	Alcorn	6 7
									289 A	Alcorn	4 7
									289 A	Alcorn	14 5
									289 H	Alcorn	5 2
									289 H	Alcorn	7 9
									289 H	Alcorn	2 3
									292 N	Prairie View	9 2
									294 A	Alabama A&M	8 3
									294 A	Alabama A&M	16 6
			LAST 10 GAMES								
			298 N	Mississippi Val.	2 1	86 A	Arizona	3 4	289 H	Alcorn	7 9
			298 N	Mississippi Val.	9 4	86 A	Arizona	2 8	289 H	Alcorn	2 3
			298 N	Mississippi Val.	6 5	189 A	UAB	0 7	292 N	Prairie View	9 2
			100 A	Jacksonville St.	2 9	189 H	UAB	7 1	294 A	Alabama A&M	8 3
			86 A	Arizona	3 18	264 A	Jackson St.	4 15	294 A	Alabama A&M	16 6

Non-Div. I Games:

Alabama St.



RPI	S	Opponent	Score	
294	A	Alabama A&M	18	8
294	H	Alabama A&M	12	2
294	H	Alabama A&M	10	4
294	H	Alabama A&M	9	6
296	H	Chicago St.	14	2
296	H	Chicago St.	14	0
296	H	Chicago St.	11	2
298	H	Mississippi Val.	10	3
298	H	Mississippi Val.	11	1
298	H	Mississippi Val.	8	1
298	N	Mississippi Val.	2	1
298	N	Mississippi Val.	6	5
298	N	Mississippi Val.	9	4

Alabama St.

A  
l  
a  
b  
a  
m  
a  
s  
t  
.

A  
l  
a  
b  
a  
m  
a  
s  
t  
.



Average RPI Win:		204	WON-LOST RECORD		WINNING PCT. RANK		LAST 10 GAMES		STRENGTH OF SCHEDULE		OPP. STRENGTH OF SCHEDULE		TEAM RPI		ADJ RPI		CONF. RPI		ADJ CONF. RPI	
DIV. I ONLY			20-31-0		.39216 221		4-6-0		205		180		245		.44751 245		8		8	
DIV. I NON-CONF.			16-14-0		.53333 124		4-3-0		284		252		254		.44125 253		11		11	
TOTALS		RPI 1-25		RPI 26-50		W-L RECORDS		RPI 51-100		RPI 101-150		RPI 150+								
20-31-0		0-3-0		0-7-0		OVERALL		3-8-0		3-1-0		14-12-0								
15-15-0		0-3-0		0-3-0		HOME		1-0-0		2-0-0		12-9-0								
4-15-0		0-0-0		0-3-0		AWAY		1-8-0		1-1-0		2-3-0								
1-1-0		0-0-0		0-1-0		NEUTRAL		1-0-0		0-0-0		0-0-0								
16-14-0		0-0-0		0-4-0		NON-CONFERENCE		2-0-0		3-1-0		11-9-0								
13-8-0		0-0-0		0-0-0		HOME		1-0-0		2-0-0		10-8-0								
2-5-0		0-0-0		0-0-		AWAY		0-0-0		1-1-0		1-1-0								
1-1-0		0-0-0		0-1-0		NEUTRAL		1-0-0		0-0-0		0-0-0								
4-17-0		0-3-0		0-3-0		CONFERENCE		1-8-0		0-0-0		3-3-0								
2-7-0		0-3-0		0-3-0		HOME		0-0-0		0-0-0		2-1-0								
2-10-0		0-0-0		0-0-0		AWAY		1-8-0		0-0-0		1-2-0								
0-0-0		0-0-0		0-0-0		NEUTRAL		0-0-0		0-0-0		0-0-0								
RPI	S	Opponent		Score		RPI	S	Opponent		Score		RPI	S	Opponent		Score				
21	H	Louisville		3 8		34	H	Seton Hall		3 14		57	N	Western Caro.		7 6				
21	H	Louisville		4 7		34	H	Seton Hall		8 9		58	H	Ohio St.		5 3				
21	H	Louisville		1 4		34	H	Seton Hall		4 14		64	A	Pittsburgh		3 7				
						38	N	Michigan St.		6 14		64	A	Pittsburgh		3 4				
						47	A	Fla. Atlantic		5 7		64	A	Pittsburgh		9 10				
						47	A	Fla. Atlantic		2 9		65	A	South Fla.		4 8				
						47	A	Fla. Atlantic		3 4		65	A	South Fla.		5 8				
												65	A	South Fla.		3 8				
												72	A	Rutgers		2 7				
												72	A	Rutgers		3 2				
												72	A	Rutgers		1 6				

<b>Non-Div. I Games:</b>	<b>Thomas More</b>	<b>5</b>	<b>4</b>
--------------------------	--------------------	----------	----------

Cincinnati



RPI	S	Opponent	Score	
293	H	NYIT	12	0
293	H	NYIT	17	3
293	H	NYIT	8	3

Cincinnati

C  
i  
n  
c  
i  
n  
n  
a  
t  
i

C  
i  
n  
c  
i  
n  
n  
a  
t  
i

Page 417



Average RPI Win: 137		WON-LOST RECORD		WINNING PCT. RANK		LAST 10 GAMES		STRENGTH OF SCHEDULE		OPP. STRENGTH OF SCHEDULE		TEAM RPI		ADJ RPI		CONF. RPI		ADJ CONF. RPI					
DIV. I ONLY		13-33-0		.28261 272		3-7-0		131		97		246		.44724 246		7		7					
DIV. I NON-CONF.		8-17-0		.32 245		1-1-0		131		166		220		.4606 220		5		5					
TOTALS		RPI 1-25		RPI 26-50		W-L RECORDS		RPI 51-100		RPI 101-150		RPI 150+											
13-33-0		0-4-0		2-3-0		OVERALL		5-10-0		1-6-0		5-10-0											
9-13-0		0-0-0		0-0-0		HOME		5-6-0		0-1-0		4-6-0											
3-18-0		0-3-0		1-3-0		AWAY		0-3-0		1-5-0		1-4-0											
1-2-0		0-1-0		1-0-0		NEUTRAL		0-1-0		0-0-0		0-0-0											
8-17-0		0-1-0		2-3-0		NON-CONFERENCE		2-4-0		1-3-0		3-6-0											
4-6-0		0-0-0		0-0-0		HOME		2-3-0		0-1-0		2-2-0											
3-9-0		0-0-0		1-0-		AWAY		0-0-0		1-2-0		1-4-0											
1-2-0		0-1-0		1-0-0		NEUTRAL		0-1-0		0-0-0		0-0-0											
5-16-0		0-3-0		0-0-0		CONFERENCE		3-6-0		0-3-0		2-4-0											
5-7-0		0-0-0		0-0-0		HOME		3-3-0		0-0-0		2-4-0											
0-9-0		0-3-0		0-0-0		AWAY		0-3-0		0-3-0		0-0-0											
0-0-0		0-0-0		0-0-0		NEUTRAL		0-0-0		0-0-0		0-0-0											
RPI	S	Opponent		Score		RPI	S	Opponent		Score		RPI	S	Opponent		Score							
9	A	Cal St. Fullerton		2	9	33	A	Oklahoma St.		3	11	63	H	UC Irvine		0	1	101	H	California	2	13	
9	A	Cal St. Fullerton		0	25	44	N	Arkansas		4	3	63	H	UC Irvine		14	13	102	A	TCU	5	3	
9	A	Cal St. Fullerton		6	11	48	A	Creighton		5	2	63	H	UC Irvine		4	8	102	A	TCU	2	3	
17	N	Arizona St.		1	8	48	A	Creighton		2	5	71	H	UNLV		1	9	102	A	TCU	1	2	
						48	A	Creighton		2	7	71	H	UNLV		3	0	135	A	UC Riverside	4	6	
												77	A	Cal St. Northridge		2	5	135	A	UC Riverside	6	11	
												77	A	Cal St. Northridge		7	8	135	A	UC Riverside	5	6	
												77	A	Cal St. Northridge		1	6	172	H	Hawaii	6	5	
												80	H	Stanford		2	9	172	H	Hawaii	2	5	
												93	H	Gonzaga		9	3	172	H	Hawaii	3	4	
												93	H	Gonzaga		8	9	186	A	Nevada	4	6	
												93	N	Gonzaga		3	7	186	H	Nevada	9	11	
												94	H	Long Beach St.		8	6	219	H	UC Davis	5	4	
												94	H	Long Beach St.		2	6	219	H	UC Davis	7	10	
												94	H	Long Beach St.		3	1	219	H	UC Davis	0	2	
																		224	A	Fresno St.	3	4	
																		224	H	Fresno St.	11	4	
																		271	A	San Jose St.	0	10	
																		271	A	San Jose St.	4	6	
																		271	H	San Jose St.	8	1	
																		280	A	Santa Clara	8	1	
																		280	H	Santa Clara	5	7	
						LAST 10 GAMES																	
						219	H	UC Davis		7	10	172	H	Hawaii		3	4						
						219	H	UC Davis		5	4	172	H	Hawaii		2	5						
						219	H	UC Davis		0	2	101	H	California		2	13						
						280	A	Santa Clara		8	1	77	A	Cal St. Northridge		7	8						
						172	H	Hawaii		6	5	77	A	Cal St. Northridge		2	5						

Non-Div. I Games:

Pacific



Average RPI Win:	207	WON-LOST	WINNING	LAST 10	STRENGTH OF	OPP. STRENGTH	TEAM	ADJ	CONF.	ADJ CONF.	
Average RPI Loss:	152	RECORD	PCT. RANK	GAMES	SCHEDULE	OF SCHEDULE	RPI	RPI	RPI	RPI	
DIV. I ONLY		20-30-0	.4 216	2-8-0	248	192	247	.44685 247	19	19	
DIV. I NON-CONF.		7-13-0	.35 224	1-0-0	279	118	274	.42991 272	21	21	
<hr/>											
TOTALS	RPI 1-25	RPI 26-50		W-L RECORDS	RPI 51-100		RPI 101-150		RPI 150+		
20-30-0	0-0-0	2-2-0		OVERALL	1-5-0		3-11-0		14-12-0		
9-16-0	0-0-0	2-2-0		HOME	0-3-0		1-7-0		6-4-0		
11-14-0	0-0-0	0-0-0		AWAY	1-2-0		2-4-0		8-8-0		
0-0-0	0-0-0	0-0-0		NEUTRAL	0-0-0		0-0-0		0-0-0		
7-13-0	0-0-0	0-1-0		NON-CONFERENCE	0-0-0		3-8-0		4-4-0		
2-8-0	0-0-0	0-1-0		HOME	0-0-0		1-4-0		1-3-0		
5-5-0	0-0-0	0-0-		AWAY	0-0-0		2-4-0		3-1-0		
0-0-0	0-0-0	0-0-0		NEUTRAL	0-0-0		0-0-0		0-0-0		
13-17-0	0-0-0	2-1-0		CONFERENCE	1-5-0		0-3-0		10-8-0		
7-8-0	0-0-0	2-1-0		HOME	0-3-0		0-3-0		5-1-0		
6-9-0	0-0-0	0-0-0		AWAY	1-2-0		0-0-0		5-7-0		
0-0-0	0-0-0	0-0-0		NEUTRAL	0-0-0		0-0-0		0-0-0		
RPI S	Opponent	Score	RPI S	Opponent	Score	RPI S	Opponent	Score	RPI S	Opponent	Score
			36 H	Austin Peay	4 9	91 A	Belmont	1 0	103 H	Tennessee Tech	6 11
			36 H	Austin Peay	14 8	91 A	Belmont	6 11	103 H	Tennessee Tech	1 16
			36 H	Austin Peay	5 3	91 A	Belmont	2 6	103 H	Tennessee Tech	1 5
			48 H	Creighton	2 17	100 H	Jacksonville St.	8 9	104 A	Saint Louis	6 7
						100 H	Jacksonville St.	2 5	104 H	Saint Louis	4 8
						100 H	Jacksonville St.	3 4	108 H	Oral Roberts	3 4
									108 H	Oral Roberts	1 3
									108 H	Oral Roberts	6 5
									137 A	Arkansas St.	8 9
									137 H	Arkansas St.	4 5
									140 A	Missouri St.	4 11
									142 A	UALR	2 3
									142 A	UALR	4 3
									146 A	Missouri	9 7
									168 A	Eastern Ill.	2 4
									168 A	Eastern Ill.	25 6
									168 A	Eastern Ill.	3 13
									175 A	Southern Ill.	2 3
									175 H	Southern Ill.	3 25
									206 H	Eastern Ky.	1 7
									206 H	Eastern Ky.	5 3
									206 H	Eastern Ky.	8 6
			LAST 10 GAMES						206 H	Eastern Ky.	8 6
			103 H	Tennessee Tech	1 5	258 A	Murray St.	0 4	252 H	North Dakota St.	2 7
			103 H	Tennessee Tech	6 11	146 A	Missouri	9 7	252 H	North Dakota St.	13 7
			103 H	Tennessee Tech	1 16	100 H	Jacksonville St.	3 4	252 H	North Dakota St.	6 9
			258 A	Murray St.	7 4	100 H	Jacksonville St.	2 5	258 A	Murray St.	0 4
			258 A	Murray St.	4 5	100 H	Jacksonville St.	8 9	258 A	Murray St.	4 5

<b>Non-Div. I Games:</b>	<b>Harris-Stowe</b>	<b>12</b>	<b>1</b>	<b>Mid-Continent</b>	<b>9</b>	<b>1</b>
--------------------------	---------------------	-----------	----------	----------------------	----------	----------

Southeast Mo. St.



RPI	S	Opponent	Score	
258	A	Murray St.	7	4
266	A	SIU Edwardsville	13	11
266	A	SIU Edwardsville	0	4
266	A	SIU Edwardsville	8	4
270	A	Morehead St.	8	11
270	A	Morehead St.	2	4
270	A	Morehead St.	10	5
273	A	New Orleans	6	1
273	A	New Orleans	11	2
273	A	New Orleans	7	4
287	H	UT Martin	8	5
287	H	UT Martin	9	6
287	H	UT Martin	7	2

Southeast Mo. St.

S  
o  
u  
t  
h  
e  
a  
s  
t  
M  
o  
.  
S  
t  
.

S  
o  
u  
t  
h  
e  
a  
s  
t  
M  
o  
.  
S  
t  
.







RPI	S	Opponent	Score	
259	A	LIU Brooklyn	3	1
259	A	LIU Brooklyn	1	2
261	A	George Washington	4	2
261	A	George Washington	4	3
261	A	George Washington	8	3
263	A	Fairfield	4	10
279	H	Massachusetts	8	11
295	A	Mt. St. Mary's	4	6
295	A	Mt. St. Mary's	3	2
295	A	Mt. St. Mary's	18	8
295	A	Mt. St. Mary's	0	2

Quinnipiac

Q  
u  
i  
n  
n  
i  
p  
i  
a  
c

Q  
u  
i  
n  
n  
i  
p  
i  
a  
c



Average RPI Win:	168	WON-LOST	WINNING	LAST 10	STRENGTH OF	OPP. STRENGTH	TEAM	ADJ	CONF.	ADJ CONF.	
Average RPI Loss:	139	RECORD	PCT. RANK	GAMES	SCHEDULE	OF SCHEDULE	RPI	RPI	RPI	RPI	
DIV. I ONLY	18-34-0	.34615	249	4-6-0	214	133	249	.44606	249	18	18
DIV. I NON-CONF.	12-12-0	.5	139	0-1-0	229	49	184	.48526	182	18	18
<hr/>											
TOTALS	RPI 1-25	RPI 26-50		W-L RECORDS		RPI 51-100		RPI 101-150		RPI 150+	
18-34-0	0-0-0	2-4-0		OVERALL		1-4-0		6-9-0		9-17-0	
10-16-0	0-0-0	2-2-0		HOME		1-2-0		4-3-0		3-9-0	
8-18-0	0-0-0	0-2-0		AWAY		0-2-0		2-6-0		6-8-0	
0-0-0	0-0-0	0-0-0		NEUTRAL		0-0-0		0-0-0		0-0-0	
<hr/>											
12-12-0	0-0-0	2-4-0		NON-CONFERENCE		0-2-0		5-4-0		5-2-0	
8-5-0	0-0-0	2-2-0		HOME		0-0-0		4-3-0		2-0-0	
4-7-0	0-0-0	0-0-		AWAY		0-2-0		1-1-0		3-2-0	
0-0-0	0-0-0	0-0-0		NEUTRAL		0-0-0		0-0-0		0-0-0	
<hr/>											
6-22-0	0-0-0	0-0-0		CONFERENCE		1-2-0		1-5-0		4-15-0	
2-11-0	0-0-0	0-0-0		HOME		1-2-0		0-0-0		1-9-0	
4-11-0	0-0-0	0-0-0		AWAY		0-0-0		1-5-0		3-6-0	
0-0-0	0-0-0	0-0-0		NEUTRAL		0-0-0		0-0-0		0-0-0	
<hr/>											
RPI	S	Opponent	Score	RPI	S	Opponent	Score	RPI	S	Opponent	Score
				30	H	Nebraska	5 0				
				30	H	Nebraska	2 3				
				30	H	Nebraska	2 1				
				46	A	Rice	2 4				
				46	A	Rice	5 7				
				46	H	Rice	2 15				

Non-Div. I Games:

Louisiana Tech



RPI	S	Opponent	Score	
169	A	Dallas Baptist	4	1
210	A	McNeese St.	5	6
210	A	McNeese St.	0	2
210	A	McNeese St.	6	0
217	A	Northwestern St.	3	1
233	H	Seattle	8	12
233	H	Seattle	4	7
233	H	Seattle	5	2
271	A	San Jose St.	1	7
271	A	San Jose St.	6	2
271	A	San Jose St.	8	12
285	A	Grambling	17	9
285	H	Grambling	6	0
289	H	Alcorn	9	1

Louisiana Tech

L  
o  
u  
i  
s  
i  
a  
n  
a  
T  
e  
c  
h

L  
o  
u  
i  
s  
i  
a  
n  
a  
T  
e  
c  
h



Average RPI Win: 223		WON-LOST RECORD		WINNING PCT. RANK		LAST 10 GAMES		STRENGTH OF SCHEDULE		OPP. STRENGTH OF SCHEDULE		TEAM RPI		ADJ RPI		CONF. RPI		ADJ CONF. RPI	
DIV. I ONLY		22-27-0		.44898 189		2-8-0		260		217		250		.44447 250		29		29	
DIV. I NON-CONF.		6-14-0		.3 254		0-5-0		173		107		272		.43229 270		29		28	
TOTALS		RPI 1-25		RPI 26-50		W-L RECORDS		RPI 51-100		RPI 101-150		RPI 150+							
22-27-0		0-0-0		1-1-0		OVERALL		2-8-0		0-5-0		19-13-0							
16-13-0		0-0-0		1-0-0		HOME		1-4-0		0-4-0		14-5-0							
6-14-0		0-0-0		0-1-0		AWAY		1-4-0		0-1-0		5-8-0							
0-0-0		0-0-0		0-0-0		NEUTRAL		0-0-0		0-0-0		0-0-0							
6-14-0		0-0-0		1-1-0		NON-CONFERENCE		0-4-0		0-5-0		5-4-0							
6-6-0		0-0-0		1-0-0		HOME		0-2-0		0-4-0		5-0-0							
0-8-0		0-0-0		0-0-		AWAY		0-2-0		0-1-0		0-4-0							
0-0-0		0-0-0		0-0-0		NEUTRAL		0-0-0		0-0-0		0-0-0							
16-13-0		0-0-0		0-0-0		CONFERENCE		2-4-0		0-0-0		14-9-0							
10-7-0		0-0-0		0-0-0		HOME		1-2-0		0-0-0		9-5-0							
6-6-0		0-0-0		0-0-0		AWAY		1-2-0		0-0-0		5-4-0							
0-0-0		0-0-0		0-0-0		NEUTRAL		0-0-0		0-0-0		0-0-0							
RPI	S	Opponent		Score		RPI	S	Opponent		Score		RPI	S	Opponent		Score			
29	A	Campbell		0	10	67	A	Duke		3	8	113	H	Presbyterian		2	3		
29	H	Campbell		5	1	67	H	Duke		3	6	113	H	Presbyterian		3	5		
						74	A	East Carolina		0	3	113	H	Presbyterian		0	5		
						74	H	East Carolina		1	5	124	A	High Point		0	7		
						90	A	Bethune-Cookman		2	9	124	H	High Point		4	7		
						90	A	Bethune-Cookman		10	0	152	H	Longwood		10	0		
						90	A	Bethune-Cookman		2	4	152	H	Longwood		5	4		
						90	H	Bethune-Cookman		0	7	173	A	Gardner-Webb		2	3		
						90	H	Bethune-Cookman		3	2	173	A	Gardner-Webb		1	8		
						90	H	Bethune-Cookman		2	3	185	H	Delaware St.		5	1		
												185	H	Delaware St.		6	9		
												194	A	Savannah St.		14	0		
												194	A	Savannah St.		5	8		
												194	A	Savannah St.		7	4		
												194	H	Savannah St.		1	7		
												194	H	Savannah St.		2	4		
												194	H	Savannah St.		3	6		
												209	A	UNC Greensboro		8	17		
												212	A	Davidson		4	6		
												212	H	Davidson		3	1		
												265	H	Norfolk St.		6	1		
												275	A	Florida A&M		3	6		
												275	A	Florida A&M		15	11		
												275	A	Florida A&M		8	3		
												29	A	Campbell		0	10		
												194	H	Savannah St.		3	6		
												194	H	Savannah St.		1	7		
Non-Div. I Games:		Saint Augustine's		9	8	Virginia St.		6	1	Virginia St.		5	2	N.C. Central					



RPI	S	Opponent	Score	
276	A	N.C. A&T	8	11
276	A	N.C. A&T	3	7
276	A	N.C. A&T	4	2
276	H	N.C. A&T	10	0
276	H	N.C. A&T	3	8
276	H	N.C. A&T	8	7
277	H	NJIT	11	4
277	H	NJIT	5	1
290	H	Coppin St.	2	1
290	H	Coppin St.	11	1

N.C. Central

N  
.  
C  
.  
C  
e  
n  
t  
r  
a  
l

N  
.  
C  
.  
C  
e  
n  
t  
r  
a  
l



Average RPI Win:	194	WON-LOST	WINNING	LAST 10	STRENGTH OF	OPP. STRENGTH	TEAM	ADJ	CONF.	ADJ CONF.					
Average RPI Loss:	153	RECORD	PCT. RANK	GAMES	SCHEDULE	OF SCHEDULE	RPI	RPI	RPI	RPI					
DIV. I ONLY		15-35-0	.3	266	2-8-0	188	233	251	.44446	251	21	21			
DIV. I NON-CONF.		8-18-0	.30769	251	1-2-0	125	226	206	.47195	206	19	19			
<hr/>															
TOTALS	RPI 1-25	RPI 26-50		W-L RECORDS		RPI 51-100		RPI 101-150		RPI 150+					
15-35-0	0-0-0	0-2-0		OVERALL		0-6-0		3-9-0		12-18-0					
5-10-0	0-0-0	0-1-0		HOME		0-3-0		0-0-0		5-6-0					
8-22-0	0-0-0	0-1-0		AWAY		0-3-0		1-6-0		7-11-0					
2-3-0	0-0-0	0-0-0		NEUTRAL		0-0-0		2-2-0		0-1-0					
<hr/>															
8-18-0	0-0-0	0-2-0		NON-CONFERENCE		0-3-0		3-9-0		5-4-0					
2-1-0	0-0-0	0-1-0		HOME		0-0-0		0-0-0		2-0-0					
4-14-0	0-0-0	0-0-		AWAY		0-3-0		1-7-0		3-3-0					
2-3-0	0-0-0	0-0-0		NEUTRAL		0-0-0		2-2-0		0-1-0					
<hr/>															
7-17-0	0-0-0	0-0-0		CONFERENCE		0-3-0		0-0-0		7-14-0					
3-9-0	0-0-0	0-0-0		HOME		0-3-0		0-0-0		3-6-0					
4-8-0	0-0-0	0-0-0		AWAY		0-0-0		0-0-0		4-8-0					
0-0-0	0-0-0	0-0-0		NEUTRAL		0-0-0		0-0-0		0-0-0					
<hr/>															
RPI	S	Opponent	Score	RPI	S	Opponent	Score	RPI	S	Opponent	Score				
				38	A	Michigan St.	1 10	66	A	FGCU	2 5	104	N	Saint Louis	2 6
				38	H	Michigan St.	4 5	66	A	FGCU	2 3	121	A	Pepperdine	1 7
								66	A	FGCU	3 10	121	A	Pepperdine	6 10
								97	H	Kent St.	0 3	121	A	Pepperdine	1 11
								97	H	Kent St.	4 13	121	A	Pepperdine	2 7
								97	H	Kent St.	1 4	123	N	Northeastern	2 4
												126	A	Minnesota	2 9
												126	A	Minnesota	1 15
												126	A	Minnesota	1 7
												126	A	Minnesota	2 0
												150	N	Maine	7 3
												150	N	Maine	1 0
												154	A	Michigan	7 3
												157	H	Buffalo	3 10
												157	H	Buffalo	4 3
												157	H	Buffalo	5 7
												165	A	Northwestern	5 2
												191	A	Eastern Mich.	5 9
												191	A	Eastern Mich.	1 7
												191	A	Eastern Mich.	4 7
												193	H	Toledo	2 8
				LAST 10 GAMES								193	H	Toledo	12 7
				97	H	Kent St.	1 4	232	A	Akron	2 3	193	H	Toledo	5 6
				97	H	Kent St.	4 13	232	A	Akron	6 7	197	H	Ball St.	2 5
				97	H	Kent St.	0 3	165	A	Northwestern	5 2	197	H	Ball St.	1 3
				38	H	Michigan St.	4 5	201	A	Valparaiso	3 5	197	H	Ball St.	12 11
				232	A	Akron	3 2	193	H	Toledo	2 8	201	A	Valparaiso	3 5

**Non-Div. I Games:**

Western Mich.



RPI	S	Opponent	Score	
201	H	Valparaiso	5	4
211	A	Northern Ill.	3	5
211	A	Northern Ill.	2	3
211	A	Northern Ill.	8	9
214	A	Bowling Green	4	3
214	A	Bowling Green	13	6
214	A	Bowling Green	4	3
232	A	Akron	2	3
232	A	Akron	6	7
232	A	Akron	3	2
245	A	Cincinnati	1	11
245	A	Cincinnati	1	3
245	A	Cincinnati	8	4
253	N	Air Force	3	8
296	H	Chicago St.	12	1

Western Mich.

W  
e  
s  
t  
e  
r  
n  
M  
i  
c  
h  
.

W  
e  
s  
t  
e  
r  
n  
M  
i  
c  
h  
.



Average RPI Win:	234	WON-LOST RECORD	WINNING PCT. RANK	LAST 10 GAMES	STRENGTH OF SCHEDULE	OPP. STRENGTH OF SCHEDULE	TEAM RPI	ADJ RPI	CONF. RPI	ADJ CONF. RPI														
Average RPI Loss:	218																							
DIV. I ONLY	16-24-0	.4	216	1-8-0	276	277	252	.44443	252	27	27													
DIV. I NON-CONF.	10-12-0	.45455	171	0-0-0	269	292	216	.46399	216	26	26													
<hr/>																								
TOTALS	RPI 1-25	RPI 26-50		W-L RECORDS		RPI 51-100		RPI 101-150		RPI 150+														
16-24-0	0-0-0	0-0-0		OVERALL		0-0-0		0-3-0		16-21-0														
1-3-0	0-0-0	0-0-0		HOME		0-0-0		0-0-0		1-3-0														
9-15-0	0-0-0	0-0-0		AWAY		0-0-0		0-2-0		9-13-0														
6-6-0	0-0-0	0-0-0		NEUTRAL		0-0-0		0-1-0		6-5-0														
10-12-0	0-0-0	0-0-0		NON-CONFERENCE		0-0-0		0-3-0		10-9-0														
0-0-0	0-0-0	0-0-0		HOME		0-0-0		0-0-0		0-0-0														
4-6-0	0-0-0	0-0-		AWAY		0-0-0		0-2-0		4-4-0														
6-6-0	0-0-0	0-0-0		NEUTRAL		0-0-0		0-1-0		6-5-0														
6-12-0	0-0-0	0-0-0		CONFERENCE		0-0-0		0-0-0		6-12-0														
1-3-0	0-0-0	0-0-0		HOME		0-0-0		0-0-0		1-3-0														
5-9-0	0-0-0	0-0-0		AWAY		0-0-0		0-0-0		5-9-0														
0-0-0	0-0-0	0-0-0		NEUTRAL		0-0-0		0-0-0		0-0-0														
RPI	S	Opponent	Score	RPI	S	Opponent	Score	RPI	S	Opponent	Score													
								126	A	Minnesota	2	4												
								126	A	Minnesota	3	5												
								144	N	Dartmouth	0	6												
								165	N	Northwestern	2	3												
								179	N	Miami (OH)	1	18												
								181	A	South Dakota St.	3	1												
								181	A	South Dakota St.	0	3												
								181	A	South Dakota St.	4	5												
								181	A	South Dakota St.	3	2												
								199	A	Neb. Omaha	8	7												
								199	A	Neb. Omaha	11	19												
								199	A	Neb. Omaha	2	4												
								199	A	Neb. Omaha	15	7												
								214	N	Bowling Green	8	5												
								222	N	Army	8	7												
								234	A	Western Ill.	5	7												
								234	A	Western Ill.	1	2												
								234	A	Western Ill.	6	8												
								234	A	Western Ill.	7	8												
								236	H	Oakland	2	3												
								236	H	Oakland	7	13												
								LAST 10 GAMES								236	H	Oakland	1	2				
								234 A Western Ill.				6	8	236 H Oakland				2	3	236	H	Oakland	4	1
								234 A Western Ill.				7	8	236 H Oakland				1	2	240	N	Navy	5	1
								234 A Western Ill.				5	7	236 H Oakland				4	1	241	N	North Dakota	2	8
234 A Western Ill.				1	2	199 A Neb. Omaha				11	19	241	N	North Dakota	1	0								
236 H Oakland				7	13	199 A Neb. Omaha				8	7	241	N	North Dakota	9	3								



RPI	S	Opponent	Score	
241	N	North Dakota	4	7
247	A	Southeast Mo. St.	7	13
247	A	Southeast Mo. St.	7	2
247	A	Southeast Mo. St.	9	6
257	N	Bucknell	0	3
260	A	Ark.-Pine Bluff	4	0
260	A	Ark.-Pine Bluff	4	5
260	A	Ark.-Pine Bluff	1	5
262	N	Yale	17	2
284	A	IPFW	6	4
284	A	IPFW	3	4
287	A	UT Martin	2	3
287	A	UT Martin	5	0

North Dakota St.

N  
o  
r  
t  
h  
D  
a  
k  
o  
t  
a  
S  
t  
.

N  
o  
r  
t  
h  
D  
a  
k  
o  
t  
a  
S  
t  
.



Average RPI Win:	195	WON-LOST RECORD	WINNING PCT. RANK	LAST 10 GAMES	STRENGTH OF SCHEDULE	OPP. STRENGTH OF SCHEDULE	TEAM RPI	ADJ RPI	CONF. RPI	ADJ CONF. RPI		
DIV. I ONLY		14-35-0	.28571	271	3-7-0	177	207	254	.44196	253	17	17
DIV. I NON-CONF.		8-14-0	.36364	216	1-0-0	166	288	217	.46349	217	15	15
-----												
TOTALS	RPI 1-25	RPI 26-50		W-L RECORDS		RPI 51-100		RPI 101-150		RPI 150+		
14-35-0	0-0-0	0-0-0		OVERALL		3-12-0		0-6-0		11-17-0		
6-7-0	0-0-0	0-0-0		HOME		2-4-0		0-0-0		4-3-0		
3-25-0	0-0-0	0-0-0		AWAY		1-8-0		0-6-0		2-11-0		
5-3-0	0-0-0	0-0-0		NEUTRAL		0-0-0		0-0-0		5-3-0		
8-14-0	0-0-0	0-0-0		NON-CONFERENCE		0-0-0		0-6-0		8-8-0		
2-1-0	0-0-0	0-0-0		HOME		0-0-0		0-0-0		2-1-0		
1-10-0	0-0-0	0-0-		AWAY		0-0-0		0-6-0		1-4-0		
5-3-0	0-0-0	0-0-0		NEUTRAL		0-0-0		0-0-0		5-3-0		
6-21-0	0-0-0	0-0-0		CONFERENCE		3-12-0		0-0-0		3-9-0		
4-6-0	0-0-0	0-0-0		HOME		2-4-0		0-0-0		2-2-0		
2-15-0	0-0-0	0-0-0		AWAY		1-8-0		0-0-0		1-7-0		
0-0-0	0-0-0	0-0-0		NEUTRAL		0-0-0		0-0-0		0-0-0		
RPI	S	Opponent	Score	RPI	S	Opponent	Score	RPI	S	Opponent	Score	
						61 A New Mexico	1 17	129 A		Wichita St.	1 4	
						61 A New Mexico	7 14	129 A		Wichita St.	2 3	
						61 A New Mexico	10 11	138 A		UTSA	8 13	
						61 H New Mexico	5 11	138 A		UTSA	4 12	
						61 H New Mexico	5 19	138 A		UTSA	1 6	
						61 H New Mexico	11 4	138 A		UTSA	2 9	
						71 A UNLV	10 11	173 A		Gardner-Webb	3 4	
						71 A UNLV	1 4	173 A		Gardner-Webb	3 4	
						71 A UNLV	7 8	173 A		Gardner-Webb	6 7	
						96 A San Diego St.	2 7	184 N		Georgetown	3 4	
						96 A San Diego St.	2 9	186 A		Nevada	1 6	
						96 A San Diego St.	4 2	186 A		Nevada	7 3	
						96 H San Diego St.	2 4	186 A		Nevada	2 3	
						96 H San Diego St.	10 9	186 H		Nevada	8 12	
						96 H San Diego St.	0 11	186 H		Nevada	4 8	
								186 H		Nevada	7 5	
								199 H		Neb. Omaha	10 11	
								199 H		Neb. Omaha	2 0	
								205 A		Northern Colo.	4 12	
								205 A		Northern Colo.	9 7	
								205 H		Northern Colo.	9 7	
								224 A		Fresno St.	3 5	
								224 A		Fresno St.	6 8	
								224 A		Fresno St.	4 9	
								224 A		Fresno St.	5 8	
								224 A		Fresno St.	0 7	
								224 H		Fresno St.	14 7	
				LAST 10 GAMES								
						96 A San Diego St.	2 9	61 A		New Mexico	10 11	
						96 A San Diego St.	2 7	205 A		Northern Colo.	9 7	
						96 A San Diego St.	4 2	186 H		Nevada	7 5	
						61 A New Mexico	7 14	186 H		Nevada	8 12	
						61 A New Mexico	1 17	186 H		Nevada	4 8	

Non-Div. I Games:

Air Force



RPI	S	Opponent	Score	
240	N	Navy	1	3
240	N	Navy	8	7
240	N	Navy	13	3
240	N	Navy	2	3
242	N	St. Bonaventure	4	3
251	N	Western Mich.	8	3
295	N	Mt. St. Mary's	7	3



Average RPI Win:	192	WON-LOST RECORD	WINNING PCT. RANK	LAST 10 GAMES	STRENGTH OF SCHEDULE	OPP. STRENGTH OF SCHEDULE	TEAM RPI	ADJ RPI	CONF. RPI	ADJ CONF. RPI		
DIV. I ONLY		14-36-0	.28	273	1-8-0	153	238	253	.44159	254	23	24
DIV. I NON-CONF.		6-23-0	.2069	273	0-3-0	81	231	235	.45145	241	20	20
<hr/>												
TOTALS	RPI 1-25	RPI 26-50		W-L RECORDS		RPI 51-100		RPI 101-150		RPI 150+		
14-36-0	0-0-0	0-2-0		OVERALL		2-10-0		2-8-0		10-16-0		
5-11-0	0-0-0	0-0-0		HOME		0-3-0		2-1-0		3-7-0		
7-21-0	0-0-0	0-2-0		AWAY		1-6-0		0-7-0		6-6-0		
2-4-0	0-0-0	0-0-0		NEUTRAL		1-1-0		0-0-0		1-3-0		
<hr/>												
6-23-0	0-0-0	0-2-0		NON-CONFERENCE		2-10-0		0-4-0		4-7-0		
0-4-0	0-0-0	0-0-0		HOME		0-3-0		0-0-0		0-1-0		
4-15-0	0-0-0	0-0-		AWAY		1-6-0		0-4-0		3-3-0		
2-4-0	0-0-0	0-0-0		NEUTRAL		1-1-0		0-0-0		1-3-0		
<hr/>												
8-13-0	0-0-0	0-0-0		CONFERENCE		0-0-0		2-4-0		6-9-0		
5-7-0	0-0-0	0-0-0		HOME		0-0-0		2-1-0		3-6-0		
3-6-0	0-0-0	0-0-0		AWAY		0-0-0		0-3-0		3-3-0		
0-0-0	0-0-0	0-0-0		NEUTRAL		0-0-0		0-0-0		0-0-0		
<hr/>												
RPI	S	Opponent	Score	RPI	S	Opponent	Score	RPI	S	Opponent	Score	
				35	A	Wake Forest	5 6	58	A	Ohio St.	0 3	
				35	A	Wake Forest	2 8	64	A	Pittsburgh	9 11	
								64	A	Pittsburgh	2 9	
								64	A	Pittsburgh	1 16	
								64	H	Pittsburgh	7 24	
								86	A	West Virginia	1 5	
								86	H	West Virginia	6 7	
								86	N	West Virginia	10 7	
								86	N	West Virginia	3 7	
								97	A	Kent St.	10 4	
								97	A	Kent St.	2 5	
								97	H	Kent St.	8 9	

Non-Div. I Games: Alderson-Broaddus 9 11

Youngstown St.



RPI	S	Opponent	Score	
231	A	Wright St.	3	5
231	A	Wright St.	7	4
231	H	Wright St.	7	4
231	H	Wright St.	4	18
231	H	Wright St.	3	6
232	H	Akron	4	5
270	N	Morehead St.	10	7
270	N	Morehead St.	1	3
278	A	Ohio	20	15

Youngstown St.

Y  
o  
u  
n  
g  
s  
t  
o  
w  
n  
s  
t  
.

Y  
o  
u  
n  
g  
s  
t  
o  
w  
n  
s  
t  
.



[illegible]

**Non-Div. I Games:**

Saint Peter's



Saint Peter's



[illegible]

**Non-Div. I Games:** USciences

0	1
---	---

Villanova



Average RPI Win: 243		WON-LOST RECORD	WINNING PCT. RANK	LAST 10 GAMES	STRENGTH OF SCHEDULE	OPP. STRENGTH OF SCHEDULE	TEAM RPI	ADJ RPI	CONF. RPI	ADJ CONF. RPI							
Average RPI Loss: 168																	
DIV. I ONLY		16-33-0	.32653	258	3-7-0	215	259	258	.43951	257	28	28					
DIV. I NON-CONF.		6-21-0	.22222	269	0-2-0	172	182	275	.42792	274	30	29					
<hr/>																	
TOTALS		RPI 1-25		RPI 26-50		W-L RECORDS		RPI 51-100		RPI 101-150		RPI 150+					
16-33-0		0-3-0		0-0-0		OVERALL		0-6-0		1-1-0		15-23-0					
5-8-0		0-0-0		0-0-0		HOME		0-1-0		1-1-0		4-6-0					
7-18-0		0-2-0		0-0-0		AWAY		0-5-0		0-0-0		7-11-0					
4-7-0		0-1-0		0-0-0		NEUTRAL		0-0-0		0-0-0		4-6-0					
6-21-0		0-3-0		0-0-0		NON-CONFERENCE		0-6-0		1-1-0		5-11-0					
2-3-0		0-0-0		0-0-0		HOME		0-1-0		1-1-0		1-1-0					
0-13-0		0-2-0		0-0-		AWAY		0-5-0		0-0-0		0-6-0					
4-5-0		0-1-0		0-0-0		NEUTRAL		0-0-0		0-0-0		4-4-0					
10-12-0		0-0-0		0-0-0		CONFERENCE		0-0-0		0-0-0		10-12-0					
3-5-0		0-0-0		0-0-0		HOME		0-0-0		0-0-0		3-5-0					
7-5-0		0-0-0		0-0-0		AWAY		0-0-0		0-0-0		7-5-0					
0-2-0		0-0-0		0-0-0		NEUTRAL		0-0-0		0-0-0		0-2-0					
RPI	S	Opponent		Score		RPI	S	Opponent		Score		RPI	S	Opponent		Score	
3	A	Virginia		4	12							117	H	Towson		5	4
3	A	Virginia		1	9							149	H	Saint Joseph's		2	4
15	N	Indiana		5	8							153	A	Richmond		1	6
												153	A	Richmond		4	10
												153	A	Richmond		3	6
												165	N	Northwestern		2	17
												188	A	Holy Cross		4	5
												188	A	Holy Cross		3	9
												188	A	Holy Cross		6	3
												188	A	Holy Cross		4	5
												188	N	Holy Cross		6	9
												188	N	Holy Cross		0	3
												200	H	Binghamton		3	1
												200	H	Binghamton		4	5
												201	N	Valparaiso		2	6
												222	H	Army		2	5
												222	H	Army		0	7
												222	H	Army		5	0
												222	H	Army		2	3
												235	A	Penn St.		6	7
												240	A	Navy		1	2
												240	A	Navy		16	10
												240	A	Navy		3	1
												240	A	Navy		8	4
												242	A	St. Bonaventure		2	3
												242	A	St. Bonaventure		1	10
												222	H	Army		2	3
												222	H	Army		5	0
LAST 10 GAMES																	
				188	N	Holy Cross		0	3			288	H	Lafayette		3	4
				188	N	Holy Cross		6	9			242	A	St. Bonaventure		1	10
				288	H	Lafayette		14	7			242	A	St. Bonaventure		2	3
				288	H	Lafayette		0	9			222	H	Army		2	3
				288	H	Lafayette		4	0			222	H	Army		5	0

Non-Div. I Games:

Bucknell



RPI	S	Opponent	Score	
259	N	LIU Brooklyn	13	4
262	N	Yale	2	5
263	N	Fairfield	5	1
267	N	Harvard	7	4
267	N	Harvard	1	2
274	A	Lehigh	7	2
274	A	Lehigh	7	6
274	A	Lehigh	8	1
274	A	Lehigh	3	4
288	H	Lafayette	14	7
288	H	Lafayette	0	9
288	H	Lafayette	4	0
288	H	Lafayette	3	4

Bucknell

B  
u  
c  
k  
n  
e  
l  
l

B  
u  
c  
k  
n  
e  
l  
l



Average RPI Win:	251	WON-LOST	WINNING	LAST 10	STRENGTH OF	OPP. STRENGTH	TEAM	ADJ	CONF.	ADJ CONF.		
Average RPI Loss:	128	RECORD	PCT. RANK	GAMES	SCHEDULE	OF SCHEDULE	RPI	RPI	RPI	RPI		
DIV. I ONLY		18-31-0	.36735	237	3-7-0	207	245	259	.43824	258	19	19
DIV. I NON-CONF.		10-12-0	.45455	171	1-1-0	207	277	225	.45867	224	21	21
<hr/>												
TOTALS	RPI 1-25	RPI 26-50		W-L RECORDS		RPI 51-100		RPI 101-150		RPI 150+		
18-31-0	0-0-0	0-4-0		OVERALL		0-13-0		0-3-0		18-11-0		
14-11-0	0-0-0	0-3-0		HOME		0-6-0		0-0-0		14-2-0		
3-18-0	0-0-0	0-1-0		AWAY		0-7-0		0-3-0		3-7-0		
1-2-0	0-0-0	0-0-0		NEUTRAL		0-0-0		0-0-0		1-2-0		
10-12-0	0-0-0	0-1-0		NON-CONFERENCE		0-7-0		0-0-0		10-4-0		
9-4-0	0-0-0	0-0-0		HOME		0-3-0		0-0-0		9-1-0		
1-8-0	0-0-0	0-0-		AWAY		0-4-0		0-0-0		1-3-0		
0-0-0	0-0-0	0-0-0		NEUTRAL		0-0-0		0-0-0		0-0-0		
8-19-0	0-0-0	0-3-0		CONFERENCE		0-6-0		0-3-0		8-7-0		
5-7-0	0-0-0	0-3-0		HOME		0-3-0		0-0-0		5-1-0		
2-10-0	0-0-0	0-0-0		AWAY		0-3-0		0-3-0		2-4-0		
1-2-0	0-0-0	0-0-0		NEUTRAL		0-0-0		0-0-0		1-2-0		
RPI	S	Opponent	Score	RPI	S	Opponent	Score	RPI	S	Opponent	Score	
				31	A	Kentucky	5 11	75	A	Central Ark.	1 13	
				36	H	Austin Peay	3 10	75	A	Central Ark.	1 10	
				36	H	Austin Peay	4 6	75	A	Central Ark.	5 6	
				36	H	Austin Peay	3 4	79	H	Canisius	5 15	
								79	H	Canisius	4 11	
								79	H	Canisius	5 6	
								85	A	Memphis	0 5	
								91	A	Belmont	1 12	
								91	A	Belmont	2 7	
								91	A	Belmont	4 5	
								100	H	Jacksonville St.	7 10	
								100	H	Jacksonville St.	6 7	
								100	H	Jacksonville St.	11 14	
				LAST 10 GAMES								
				91	A	Belmont	1 12	247	H	Southeast Mo. St.	4 0	
				91	A	Belmont	4 5	260	A	Ark.-Pine Bluff	6 3	
				91	A	Belmont	2 7	260	A	Ark.-Pine Bluff	7 8	
				247	H	Southeast Mo. St.	4 7	103	A	Tennessee Tech	6 10	
				247	H	Southeast Mo. St.	5 4	103	A	Tennessee Tech	9 10	
								287	H	UT Martin	11 7	

Non-Div. I Games: Mid-Continent 7 0 Mid-Continent 19 2

Murray St.



RPI	S	Opponent	Score	
287	H	UT Martin	5	4
287	H	UT Martin	15	13
294	H	Alabama A&M	11	1
294	H	Alabama A&M	16	4
294	H	Alabama A&M	5	1

Murray St.

M  
u  
r  
r  
a  
y  
S  
t  
.

M  
u  
r  
r  
a  
y  
S  
t  
.



L  
I  
U  
B  
r  
o  
o  
k  
l  
y  
n

LIU Brooklyn



RPI	S	Opponent	Score	
256	A	Villanova	5	3
257	N	Bucknell	4	13
262	N	Yale	4	3
274	A	Lehigh	5	3
274	H	Lehigh	1	4
274	H	Lehigh	10	9
281	A	Fairleigh Dickinson	11	9
281	A	Fairleigh Dickinson	3	4
281	A	Fairleigh Dickinson	9	3
281	A	Fairleigh Dickinson	4	2
295	H	Mt. St. Mary's	2	1
295	H	Mt. St. Mary's	10	3
295	H	Mt. St. Mary's	8	3
295	H	Mt. St. Mary's	7	6

LIU Brooklyn



[illegible]

**Non-Div. I Games:** **Jarvis Christian**

8	1	Jarvis Christian	0	5
---	---	------------------	---	---

Ark.-Pine Bluff



RPI	S	Opponent	Score	
285	H	Grambling	0	3
285	H	Grambling	6	4
285	H	Grambling	8	3
289	A	Alcorn	10	3
289	H	Alcorn	13	1
292	A	Prairie View	0	6
292	A	Prairie View	2	3
292	A	Prairie View	5	3
292	H	Prairie View	7	4
292	H	Prairie View	5	4
292	H	Prairie View	5	8
298	N	Mississippi Val.	24	5

Ark.-Pine Bluff

A  
r  
k  
.  
-  
P  
i  
n  
e  
B  
l  
u  
f  
f

A  
r  
k  
.  
-  
P  
i  
n  
e  
B  
l  
u  
f  
f



Average RPI Win:	229	WON-LOST RECORD	WINNING PCT. RANK	LAST 10 GAMES	STRENGTH OF SCHEDULE	OPP. STRENGTH OF SCHEDULE	TEAM RPI	ADJ RPI	CONF. RPI	ADJ CONF. RPI		
DIV. I ONLY		22-30-0	.42308	200	6-4-0	267	256	262	.43671	261	20	20
DIV. I NON-CONF.		10-21-0	.32258	240	1-3-0	271	281	284	.4132	284	24	24
<hr/>												
TOTALS	RPI 1-25	RPI 26-50		W-L RECORDS		RPI 51-100		RPI 101-150		RPI 150+		
22-30-0	0-1-0	0-0-0		OVERALL		0-0-0		3-5-0		19-24-0		
12-16-0	0-0-0	0-0-0		HOME		0-0-0		3-1-0		9-15-0		
10-14-0	0-1-0	0-0-0		AWAY		0-0-0		0-4-0		10-9-0		
0-0-0	0-0-0	0-0-0		NEUTRAL		0-0-0		0-0-0		0-0-0		
10-21-0	0-1-0	0-0-0		NON-CONFERENCE		0-0-0		1-1-0		9-19-0		
5-11-0	0-0-0	0-0-0		HOME		0-0-0		1-0-0		4-11-0		
5-10-0	0-1-0	0-0-		AWAY		0-0-0		0-1-0		5-8-0		
0-0-0	0-0-0	0-0-0		NEUTRAL		0-0-0		0-0-0		0-0-0		
12-9-0	0-0-0	0-0-0		CONFERENCE		0-0-0		2-4-0		10-5-0		
7-5-0	0-0-0	0-0-0		HOME		0-0-0		2-1-0		5-4-0		
5-4-0	0-0-0	0-0-0		AWAY		0-0-0		0-3-0		5-1-0		
0-0-0	0-0-0	0-0-0		NEUTRAL		0-0-0		0-0-0		0-0-0		
RPI	S	Opponent	Score	RPI	S	Opponent	Score	RPI	S	Opponent	Score	
3	A	Virginia	0 11					117	A	Towson	5 9	
								117	H	Towson	10 9	
								132	A	Charlotte	3 4	
								132	A	Charlotte	4 10	
								132	A	Charlotte	1 2	
								143	H	VCU	7 3	
								143	H	VCU	2 9	
								143	H	VCU	1 0	
								153	H	Richmond	2 10	
								153	H	Richmond	7 8	
								153	H	Richmond	1 3	
								158	A	James Madison	5 14	
								158	H	James Madison	3 5	
								158	H	James Madison	5 2	
								183	H	Cornell	5 3	
								183	H	Cornell	4 3	
								183	H	Cornell	1 0	
								183	H	Cornell	5 7	
								184	A	Georgetown	1 9	
								184	H	Georgetown	4 10	
								208	A	USC Upstate	0 5	
								208	A	USC Upstate	1 3	
								208	A	USC Upstate	3 9	
								212	A	Davidson	5 7	
								212	A	Davidson	5 6	
								218	A	Penn	4 6	
								218	A	Penn	6 4	
				LAST 10 GAMES								
				143	H	VCU	7 3	286	A	Dayton	12 0	
				143	H	VCU	2 9	240	A	Navy	5 2	
				143	H	VCU	1 0	227	H	George Mason	5 6	
				286	A	Dayton	7 5	158	A	James Madison	5 14	
				286	A	Dayton	7 4	158	H	James Madison	3 5	

Non-Div. I Games:

George Washington



RPI	S	Opponent	Score	
218	H	Penn	1	2
218	H	Penn	2	9
221	H	Temple	4	3
221	H	Temple	1	0
221	H	Temple	1	3
227	A	George Mason	11	9
227	H	George Mason	5	6
240	A	Navy	5	2
248	H	Quinnipiac	3	8
248	H	Quinnipiac	2	4
248	H	Quinnipiac	3	4
269	A	Fordham	9	0
269	A	Fordham	5	2
269	A	Fordham	1	5
272	A	UMBC	12	5
272	H	UMBC	1	4
279	H	Massachusetts	4	1
279	H	Massachusetts	7	1
279	H	Massachusetts	1	0
286	A	Dayton	7	4
286	A	Dayton	7	5
286	A	Dayton	12	0
297	A	UMES	13	7
297	H	UMES	1	4

George Washington

G  
e  
o  
r  
g  
e  
W  
a  
s  
h  
i  
n  
g  
t  
o  
n

G  
e  
o  
r  
g  
e  
W  
a  
s  
h  
i  
n  
g  
t  
o  
n



Average RPI Win: 225		WON-LOST RECORD		WINNING PCT. RANK		LAST 10 GAMES		STRENGTH OF SCHEDULE		OPP. STRENGTH OF SCHEDULE		TEAM RPI		ADJ RPI		CONF. RPI		ADJ CONF. RPI	
DIV. I ONLY		13-25-0		.34211 250		5-5-0		200		274		263		.43612 262		25		25	
DIV. I NON-CONF.		3-15-0		.16667 283		0-1-0		107		289		286		.40764 286		25		25	
TOTALS		RPI 1-25		RPI 26-50		W-L RECORDS		RPI 51-100		RPI 101-150		RPI 150+							
13-25-0		0-2-0		0-0-0		OVERALL		1-0-0		1-5-0		11-18-0							
6-10-0		0-0-0		0-0-0		HOME		1-0-0		1-5-0		4-5-0							
6-8-0		0-2-0		0-0-0		AWAY		0-0-0		0-0-0		6-6-0							
1-7-0		0-0-0		0-0-0		NEUTRAL		0-0-0		0-0-0		1-7-0							
3-15-0		0-2-0		0-0-0		NON-CONFERENCE		1-0-0		0-0-0		2-13-0							
2-4-0		0-0-0		0-0-0		HOME		1-0-0		0-0-0		1-4-0							
0-4-0		0-2-0		0-0-		AWAY		0-0-0		0-0-0		0-2-0							
1-7-0		0-0-0		0-0-0		NEUTRAL		0-0-0		0-0-0		1-7-0							
10-10-0		0-0-0		0-0-0		CONFERENCE		0-0-0		1-5-0		9-5-0							
4-6-0		0-0-0		0-0-0		HOME		0-0-0		1-5-0		3-1-0							
6-4-0		0-0-0		0-0-0		AWAY		0-0-0		0-0-0		6-4-0							
0-0-0		0-0-0		0-0-0		NEUTRAL		0-0-0		0-0-0		0-0-0							
RPI	S	Opponent		Score		RPI	S	Opponent		Score		RPI	S	Opponent		Score			
3	A	Virginia		0	10							95	H	Connecticut		15	5		
3	A	Virginia		3	14							106	H	Columbia		2	5		
												106	H	Columbia		1	2		
												144	H	Dartmouth		2	0		
												144	H	Dartmouth		0	5		
												144	H	Dartmouth		1	9		
												144	H	Dartmouth		3	7		
												164	A	Sacred Heart		2	3		
												164	H	Sacred Heart		5	3		
												183	A	Cornell		5	8		
												183	A	Cornell		4	2		
												188	H	Holy Cross		4	7		
												188	H	Holy Cross		0	2		
												188	H	Holy Cross		6	7		
												188	H	Holy Cross		4	5		
												196	A	Princeton		9	1		
												196	A	Princeton		0	4		
												201	N	Valparaiso		2	9		
												218	H	Penn		1	0		
												218	H	Penn		1	5		
												222	N	Army		1	4		
												222	N	Army		4	14		
												222	N	Army		4	8		
												240	N	Navy		5	6		
												252	N	North Dakota St.		2	17		
												257	N	Bucknell		5	2		
												259	N	LIU Brooklyn		3	4		
												263	A	Fairfield		2	3		
LAST 10 GAMES																			
				282	A	Brown	3	1	144	H	Dartmouth	0	5	240	N	Navy	5	6	
				282	A	Brown	7	2	144	H	Dartmouth	1	9	252	N	North Dakota St.	2	17	
				282	H	Brown	4	3	144	H	Dartmouth	3	7	257	N	Bucknell	5	2	
				282	H	Brown	9	3	164	A	Sacred Heart	2	3	259	N	LIU Brooklyn	3	4	
				144	H	Dartmouth	2	0	267	A	Harvard	2	6	263	A	Fairfield	2	3	

Non-Div. I Games:

Yale



RPI	S	Opponent	Score	
267	A	Harvard	5	2
267	A	Harvard	7	3
267	A	Harvard	2	6
267	A	Harvard	1	2
282	A	Brown	7	2
282	A	Brown	3	1
282	H	Brown	9	3
282	H	Brown	4	3



Average RPI Win:	213	WON-LOST RECORD	WINNING PCT. RANK	LAST 10 GAMES	STRENGTH OF SCHEDULE	OPP. STRENGTH OF SCHEDULE	TEAM RPI	ADJ RPI	CONF. RPI	ADJ CONF. RPI
DIV. I ONLY		17-28-0	.37778 231	6-4-0	270	212	264	.43552 263	22	22
DIV. I NON-CONF.		8-16-0	.33333 232	0-2-0	243	172	243	.44908 243	22	22
TOTALS	RPI 1-25	RPI 26-50	W-L RECORDS	RPI 51-100	RPI 101-150	RPI 150+				
17-28-0	0-1-0	0-0-0	OVERALL	0-2-0	1-3-0	16-22-0				
8-9-0	0-0-0	0-0-0	HOME	0-0-0	0-1-0	8-8-0				
9-15-0	0-0-0	0-0-0	AWAY	0-1-0	1-2-0	8-12-0				
0-4-0	0-1-0	0-0-0	NEUTRAL	0-1-0	0-0-0	0-2-0				
8-16-0	0-1-0	0-0-0	NON-CONFERENCE	0-2-0	0-1-0	8-12-0				
2-3-0	0-0-0	0-0-0	HOME	0-0-0	0-1-0	2-2-0				
6-9-0	0-0-0	0-0-	AWAY	0-1-0	0-0-0	6-8-0				
0-4-0	0-1-0	0-0-0	NEUTRAL	0-1-0	0-0-0	0-2-0				
9-12-0	0-0-0	0-0-0	CONFERENCE	0-0-0	1-2-0	8-10-0				
6-6-0	0-0-0	0-0-0	HOME	0-0-0	0-0-0	6-6-0				
3-6-0	0-0-0	0-0-0	AWAY	0-0-0	1-2-0	2-4-0				
0-0-0	0-0-0	0-0-0	NEUTRAL	0-0-0	0-0-0	0-0-0				
RPI S Opponent Score	RPI S Opponent Score	RPI S Opponent Score	RPI S Opponent Score							
15 N Indiana 0 8				88 N Illinois St. 2 4	108 A Rider 2 3					
				95 A Connecticut 5 12	108 A Rider 1 13					
					108 A Rider 5 2					
					123 H Northeastern 6 10					
					152 A Longwood 4 12					
					152 A Longwood 4 0					
					152 A Longwood 6 1					
					155 A St. John's (NY) 5 10					
					163 H Siena 3 9					
					163 H Siena 4 3					
					163 H Siena 4 7					
					164 H Sacred Heart 5 7					
					176 A Marist 3 6					
					176 A Stetson 8 7					
					176 A Stetson 1 5					
					176 A Stetson 2 3					
					176 A Stetson 7 5					
					176 A Marist 2 4					
					176 A Marist 2 4					
					179 N Miami (OH) 3 12					
					192 A Central Conn. St. 12 4					
				LAST 10 GAMES	213 H Niagara 13 7					
				216 A Manhattan 7 4	213 H Niagara 8 9					
				216 A Manhattan 3 4	213 H Niagara 1 4					
				216 A Manhattan 3 1	216 A Manhattan 3 4					
				291 H Iona 4 0	216 A Manhattan 7 4					
				291 H Iona 16 3	216 A Manhattan 3 1					

**Non-Div. I Games:**

Fairfield



RPI	S	Opponent	Score	
220	H	Hartford	1	2
226	A	Stony Brook	2	4
227	A	George Mason	5	3
227	A	George Mason	6	7
227	A	George Mason	4	7
248	H	Quinnipiac	10	4
255	H	Saint Peter's	7	8
255	H	Saint Peter's	7	11
255	H	Saint Peter's	7	1
257	N	Bucknell	1	5
262	H	Yale	3	2
277	A	NJIT	6	10
291	H	Iona	17	3
291	H	Iona	16	3
291	H	Iona	4	0

Fairfield

F  
a  
i  
r  
f  
i  
e  
l  
d

F  
a  
i  
r  
f  
i  
e  
l  
d



Average RPI Win: 277		WON-LOST	WINNING	LAST 10	STRENGTH OF		OPP. STRENGTH	TEAM	ADJ	CONF.	ADJ CONF.													
Average RPI Loss: 176		RECORD	PCT. RANK	GAMES	SCHEDULE		OF SCHEDULE	RPI	RPI	RPI	RPI													
DIV. I ONLY		27-20-0	.57447	93	8-2-0		298	276	265	.43482	264	32	32											
DIV. I NON-CONF.		6-12-0	.33333	232	4-0-0		287	86	283	.41374	282	31	32											
TOTALS		RPI 1-25	RPI 26-50		W-L RECORDS		RPI 51-100		RPI 101-150		RPI 150+													
27-20-0	0-0-0	0-1-0		OVERALL		0-6-0		0-1-0		27-12-0														
16-5-0	0-0-0	0-0-0		HOME		0-1-0		0-0-0		16-4-0														
8-14-0	0-0-0	0-1-0		AWAY		0-4-0		0-1-0		8-6-0														
3-1-0	0-0-0	0-0-0		NEUTRAL		0-1-0		0-0-0		3-0-0														
6-12-0	0-0-0	0-1-0		NON-CONFERENCE		0-6-0		0-1-0		6-4-0														
5-2-0	0-0-0	0-0-0		HOME		0-1-0		0-0-0		5-1-0														
1-9-0	0-0-0	0-0-		AWAY		0-4-0		0-1-0		1-3-0														
0-1-0	0-0-0	0-0-0		NEUTRAL		0-1-0		0-0-0		0-0-0														
21-8-0	0-0-0	0-0-0		CONFERENCE		0-0-0		0-0-0		21-8-0														
11-3-0	0-0-0	0-0-0		HOME		0-0-0		0-0-0		11-3-0														
7-5-0	0-0-0	0-0-0		AWAY		0-0-0		0-0-0		7-5-0														
3-0-0	0-0-0	0-0-0		NEUTRAL		0-0-0		0-0-0		3-0-0														
RPI	S	Opponent	Score		RPI	S	Opponent	Score		RPI	S	Opponent	Score											
			39	A	Troy		2	7		53	A	Kansas	0	11	146	A	Missouri	3	9					
										53	N	Kansas	6	10	168	H	Eastern Ill.	3	4					
										70	A	Southeastern La.	1	13	168	H	Eastern Ill.	8	2					
										70	H	Southeastern La.	4	7	223	A	Tex.-Pan American	2	13					
										75	A	Central Ark.	4	19	223	A	Tex.-Pan American	3	8					
										75	A	Central Ark.	0	13	223	A	Tex.-Pan American	4	2					
															239	H	Texas Southern	5	14					
															239	H	Texas Southern	4	0					
															244	A	Alabama St.	12	1					
															244	A	Alabama St.	4	14					
															244	A	Alabama St.	8	9					
															244	H	Alabama St.	15	4					
															244	H	Alabama St.	2	4					
															244	H	Alabama St.	2	3					
															268	A	Southern U.	3	10					
															268	A	Southern U.	6	4					
															273	A	New Orleans	0	1					
															273	H	New Orleans	9	6					
															275	H	Florida A&M	6	1					
															275	H	Florida A&M	11	1					
															275	H	Florida A&M	8	7					
															285	A	Grambling	1	5					
															289	A	Alcorn	15	9					
															289	A	Alcorn	12	3					
															289	A	Alcorn	4	6					
															289	H	Alcorn	5	2					
															289	H	Alcorn	5	2					
															273	H	New Orleans	9	6					
															LAST 10 GAMES									
															275	H	Florida A&M	6	1	268	A	Southern U.	6	4
															275	H	Florida A&M	8	7	289	H	Alcorn	5	2
															275	H	Florida A&M	11	1	289	H	Alcorn	5	2
															285	A	Grambling	1	5	289	A	Alcorn	6	5
															268	A	Southern U.	3	10	289	H	Alcorn	5	2

Non-Div. I Games:

Rust

14 0

Loyola (LA)

6 3

Rust

19 0

Jackson St.



RPI	S	Opponent	Score	
289	H	Alcorn	6	5
294	A	Alabama A&M	10	0
294	A	Alabama A&M	8	5
294	A	Alabama A&M	10	7
294	H	Alabama A&M	7	0
294	H	Alabama A&M	5	4
294	H	Alabama A&M	9	8
298	H	Mississippi Val.	12	11
298	H	Mississippi Val.	12	2
298	H	Mississippi Val.	10	0
298	N	Mississippi Val.	10	3
298	N	Mississippi Val.	10	6
298	N	Mississippi Val.	8	6

Jackson St.

J  
a  
c  
k  
s  
o  
n  
S  
t  
.

J  
a  
c  
k  
s  
o  
n  
S  
t  
.



Average RPI Win: 245		WON-LOST	WINNING	LAST 10	STRENGTH OF		OPP. STRENGTH	TEAM	ADJ	CONF.	ADJ CONF.
Average RPI Loss: 201		RECORD	PCT. RANK	GAMES	SCHEDULE		OF SCHEDULE	RPI	RPI	RPI	RPI
DIV. I ONLY		18-27-0	.4	216	3-7-0		225	298	266	.43361	265
DIV. I NON-CONF.		6-12-0	.33333	232	1-2-0		159	265	269	.43275	267
TOTALS		RPI 1-25	RPI 26-50		W-L RECORDS		RPI 51-100		RPI 101-150		RPI 150+
18-27-0		0-0-0	0-2-0		OVERALL		0-0-0		2-3-0		16-22-0
10-14-0		0-0-0	0-1-0		HOME		0-0-0		2-2-0		8-11-0
7-12-0		0-0-0	0-1-0		AWAY		0-0-0		0-1-0		7-10-0
1-1-0		0-0-0	0-0-0		NEUTRAL		0-0-0		0-0-0		1-1-0
6-12-0		0-0-0	0-2-0		NON-CONFERENCE		0-0-0		2-3-0		4-7-0
5-7-0		0-0-0	0-1-0		HOME		0-0-0		2-2-0		3-4-0
0-4-0		0-0-0	0-0-		AWAY		0-0-0		0-1-0		0-2-0
1-1-0		0-0-0	0-0-0		NEUTRAL		0-0-0		0-0-0		1-1-0
12-15-0		0-0-0	0-0-0		CONFERENCE		0-0-0		0-0-0		12-15-0
5-7-0		0-0-0	0-0-0		HOME		0-0-0		0-0-0		5-7-0
7-8-0		0-0-0	0-0-0		AWAY		0-0-0		0-0-0		7-8-0
0-0-0		0-0-0	0-0-0		NEUTRAL		0-0-0		0-0-0		0-0-0
RPI S	Opponent	Score	RPI S	Opponent	Score	RPI S	Opponent	Score	RPI S	Opponent	Score
			40 A	William & Mary	4 13				108 H	Rider	2 5
			40 H	William & Mary	0 4				108 H	Rider	6 4
									108 H	Rider	0 2
									111 A	Old Dominion	3 8
									111 H	Old Dominion	4 2
									152 A	Longwood	4 17
									180 A	VMI	6 17
									180 H	VMI	4 9
									185 A	Delaware St.	0 7
									185 A	Delaware St.	4 2
									185 A	Delaware St.	5 3
									185 H	Delaware St.	7 9
									185 H	Delaware St.	4 8
									185 H	Delaware St.	14 6
									185 H	Delaware St.	5 6
									185 H	Delaware St.	1 6
									185 H	Delaware St.	3 8
									194 A	Savannah St.	1 5
									194 A	Savannah St.	6 16
									237 H	Wagner	7 3
									237 H	Wagner	2 1
									237 H	Wagner	3 4
									240 H	Navy	1 13
									240 H	Navy	3 4
									240 H	Navy	7 6
									250 A	N.C. Central	1 6
									281 N	Fairleigh Dickinson	15 2
LAST 10 GAMES			111 H	Old Dominion	4 2	185 H	Delaware St.	14 6			
			111 A	Old Dominion	3 8	185 H	Delaware St.	1 6			
			290 A	Coppin St.	4 0	185 H	Delaware St.	4 8			
			290 A	Coppin St.	1 4	180 H	VMI	4 9			
			290 A	Coppin St.	1 3	290 H	Coppin St.	1 2			

Non-Div. I Games:

Norfolk St.



RPI	S	Opponent	Score	
281	N	Fairleigh Dickinson	3	4
290	A	Coppin St.	5	4
290	A	Coppin St.	6	9
290	A	Coppin St.	7	4
290	A	Coppin St.	4	0
290	A	Coppin St.	1	4
290	A	Coppin St.	1	3
290	H	Coppin St.	1	2
290	H	Coppin St.	9	5
290	H	Coppin St.	6	0
297	A	UMES	7	6
297	A	UMES	5	6
297	A	UMES	8	2
297	H	UMES	6	8
297	H	UMES	5	0
297	H	UMES	6	2

Norfolk St.

N  
o  
r  
f  
o  
l  
k  
S  
t  
.

N  
o  
r  
f  
o  
l  
k  
S  
t  
.



Average RPI Win:	205	WON-LOST RECORD	WINNING PCT. RANK	LAST 10 GAMES	STRENGTH OF SCHEDULE	OPP. STRENGTH OF SCHEDULE	TEAM RPI	ADJ RPI	CONF. RPI	ADJ CONF. RPI	
Average RPI Loss:	167										
DIV. I ONLY	16-31-0	.34043	252	7-3-0	245	199	267	.43217	266	19	19
DIV. I NON-CONF.	6-14-0	.3	254	3-2-0	225	160	245	.44804	244	21	21
<hr/>											
TOTALS	RPI 1-25	RPI 26-50		W-L RECORDS		RPI 51-100		RPI 101-150		RPI 150+	
16-31-0	0-0-0	0-0-0		OVERALL		0-8-0		3-8-0		13-15-0	
10-10-0	0-0-0	0-0-0		HOME		0-1-0		0-1-0		10-8-0	
6-20-0	0-0-0	0-0-0		AWAY		0-6-0		3-7-0		3-7-0	
0-1-0	0-0-0	0-0-0		NEUTRAL		0-1-0		0-0-0		0-0-0	
6-14-0	0-0-0	0-0-0		NON-CONFERENCE		0-2-0		2-6-0		4-6-0	
2-3-0	0-0-0	0-0-0		HOME		0-1-0		0-1-0		2-1-0	
4-10-0	0-0-0	0-0-		AWAY		0-0-0		2-5-0		2-5-0	
0-1-0	0-0-0	0-0-0		NEUTRAL		0-1-0		0-0-0		0-0-0	
10-17-0	0-0-0	0-0-0		CONFERENCE		0-6-0		1-2-0		9-9-0	
8-7-0	0-0-0	0-0-0		HOME		0-0-0		0-0-0		8-7-0	
2-10-0	0-0-0	0-0-0		AWAY		0-6-0		1-2-0		1-2-0	
0-0-0	0-0-0	0-0-0		NEUTRAL		0-0-0		0-0-0		0-0-0	
RPI	S	Opponent	Score	RPI	S	Opponent	Score	RPI	S	Opponent	Score
						53 N Kansas	0 8			103 A Tennessee Tech	3 11
						88 H Illinois St.	0 5			103 A Tennessee Tech	6 4
						91 A Belmont	3 5			103 A Tennessee Tech	0 1
						91 A Belmont	4 7			104 A Saint Louis	5 7
						91 A Belmont	7 25			104 H Saint Louis	5 14
						100 A Jacksonville St.	0 11			116 A Southern Miss.	6 5
						100 A Jacksonville St.	1 2			116 A Southern Miss.	6 5
						100 A Jacksonville St.	6 7			116 A Southern Miss.	1 9
										142 A UALR	1 2
										142 A UALR	1 13
										142 A UALR	0 2
										161 A Indiana St.	6 3
										161 H Indiana St.	9 8
										168 H Eastern Ill.	6 2
										168 H Eastern Ill.	6 0
										168 H Eastern Ill.	7 5
										187 A Evansville	7 11
										203 A Lipscomb	3 2
										203 A Lipscomb	4 7
										203 A Lipscomb	4 11
										206 H Eastern Ky.	2 6
										206 H Eastern Ky.	5 7
										206 H Eastern Ky.	2 5
										238 A Bradley	0 3
										238 A Bradley	5 6
										247 H Southeast Mo. St.	11 13
										247 H Southeast Mo. St.	4 8

Non-Div. I Games:

SIU Edwardsville



RPI	S	Opponent	Score	
247	H	Southeast Mo. St.	4	0
258	H	Murray St.	1	8
258	H	Murray St.	0	1
258	H	Murray St.	13	12
270	A	Morehead St.	12	5
270	A	Morehead St.	3	4
270	A	Morehead St.	5	7
284	H	IPFW	2	1
284	H	IPFW	6	7
287	H	UT Martin	10	1
287	H	UT Martin	5	3
287	H	UT Martin	3	2

SIU Edwardsville

SIU Edwardsville

SIU Edwardsville



Average RPI Win:		240	WON-LOST RECORD		WINNING PCT. RANK		LAST 10 GAMES		STRENGTH OF SCHEDULE		OPP. STRENGTH OF SCHEDULE		TEAM RPI		ADJ RPI		CONF. RPI		ADJ CONF. RPI				
DIV. I ONLY			10-31-0		.2439 282		3-7-0		182		226		268		.43188 267		25		25				
DIV. I NON-CONF.			3-18-0		.14286 287		0-1-0		75		165		257		.44043 256		25		25				
TOTALS		RPI 1-25		RPI 26-50				W-L RECORDS		RPI 51-100				RPI 101-150				RPI 150+					
10-31-0		0-2-0		0-4-0				OVERALL		0-2-0				0-8-0				10-15-0					
4-7-0		0-0-0		0-0-0				HOME		0-0-0				0-2-0				4-5-0					
5-20-0		0-2-0		0-4-0				AWAY		0-1-0				0-6-0				5-6-0					
1-4-0		0-0-0		0-0-0				NEUTRAL		0-1-0				0-0-0				1-3-0					
3-18-0		0-2-0		0-4-0				NON-CONFERENCE		0-2-0				0-2-0				3-8-0					
0-1-0		0-0-0		0-0-0				HOME		0-0-0				0-0-0				0-1-0					
2-13-0		0-2-0		0-0-				AWAY		0-1-0				0-2-0				2-4-0					
1-4-0		0-0-0		0-0-0				NEUTRAL		0-1-0				0-0-0				1-3-0					
7-13-0		0-0-0		0-0-0				CONFERENCE		0-0-0				0-6-0				7-7-0					
4-6-0		0-0-0		0-0-0				HOME		0-0-0				0-2-0				4-4-0					
3-7-0		0-0-0		0-0-0				AWAY		0-0-0				0-4-0				3-3-0					
0-0-0		0-0-0		0-0-0				NEUTRAL		0-0-0				0-0-0				0-0-0					
RPI	S	Opponent		Score		RPI	S	Opponent		Score		RPI	S	Opponent		Score		RPI	S	Opponent		Score	
3	A	Virginia		5	11	41	A	Coastal Caro.		0	10	58	N	Ohio St.		0	11	105	A	A&M-Corpus Christi		6	7
3	A	Virginia		0	3	46	A	Rice		2	9	62	A	Houston		1	8	106	A	Columbia		2	3
						46	A	Rice		0	12							106	A	Columbia		0	5
						46	A	Rice		2	5							123	A	Northeastern		2	10
																		144	A	Dartmouth		1	3
																		144	A	Dartmouth		0	8
																		144	H	Dartmouth		4	9
																		144	H	Dartmouth		2	4
																		166	A	Boston College		6	8
																		166	N	Boston College		2	7
																		183	H	Cornell		1	3
																		183	H	Cornell		10	7
																		188	H	Holy Cross		4	9
																		196	H	Princeton		20	19
																		196	H	Princeton		1	13
																		197	N	Ball St.		2	10
																		210	A	McNeese St.		0	11
																		210	A	McNeese St.		0	10
																		218	A	Penn		6	3
																		218	A	Penn		1	4
																		229	A	Houston Baptist		6	12
																		229	A	Houston Baptist		4	3
																		229	A	Houston Baptist		6	1
																		257	N	Bucknell		2	1
																		257	N	Bucknell		4	7
																		262	H	Yale		3	7
																		262	H	Yale		6	2
LAST 10 GAMES																							
						166	N	Boston College		2	7	282	A	Brown		4	2	229	A	Houston Baptist		6	1
						144	H	Dartmouth		4	9	282	A	Brown		2	4	257	N	Bucknell		2	1
						144	H	Dartmouth		2	4	282	A	Brown		12	10	257	N	Bucknell		4	7
						144	A	Dartmouth		1	3	282	A	Brown		2	14	262	H	Yale		3	7
						144	A	Dartmouth		0	8	262	H	Yale		6	2	262	H	Yale		6	2

Non-Div. I Games:

Harvard



RPI	S	Opponent	Score	
262	H	Yale	2	5
262	H	Yale	2	1
282	A	Brown	2	4
282	A	Brown	12	10
282	A	Brown	2	14
282	A	Brown	4	2

Harvard



Average RPI Win:		269	WON-LOST	WINNING	LAST 10	STRENGTH OF		OPP. STRENGTH	TEAM	ADJ	CONF.	ADJ CONF.
Average RPI Loss:		210	RECORD	PCT. RANK	GAMES	SCHEDULE		OF SCHEDULE	RPI	RPI	RPI	RPI
DIV. I ONLY		17-19-0		.47222	173	5-4-0		269	292	261	.43186	268
DIV. I NON-CONF.		1-6-0		.14286	287	0-2-0		43	28	265	.42904	273
TOTALS		RPI 1-25		RPI 26-50		W-L RECORDS		RPI 51-100		RPI 101-150		RPI 150+
17-19-0		0-2-0		0-1-0		OVERALL		0-0-0		0-0-0		17-16-0
9-8-0		0-0-0		0-0-0		HOME		0-0-0		0-0-0		9-8-0
6-6-0		0-1-0		0-1-0		AWAY		0-0-0		0-0-0		6-4-0
2-5-0		0-1-0		0-0-0		NEUTRAL		0-0-0		0-0-0		2-4-0
1-6-0		0-2-0		0-1-0		NON-CONFERENCE		0-0-0		0-0-0		1-3-0
1-2-0		0-0-0		0-0-0		HOME		0-0-0		0-0-0		1-2-0
0-3-0		0-1-0		0-0-		AWAY		0-0-0		0-0-0		0-1-0
0-1-0		0-1-0		0-0-0		NEUTRAL		0-0-0		0-0-0		0-0-0
16-13-0		0-0-0		0-0-0		CONFERENCE		0-0-0		0-0-0		16-13-0
8-6-0		0-0-0		0-0-0		HOME		0-0-0		0-0-0		8-6-0
6-3-0		0-0-0		0-0-0		AWAY		0-0-0		0-0-0		6-3-0
2-4-0		0-0-0		0-0-0		NEUTRAL		0-0-0		0-0-0		2-4-0
RPI S	Opponent	Score	RPI S	Opponent	Score	RPI S	Opponent	Score	RPI S	Opponent	Score	
4 A	LSU	2 16	27 A	La.-Lafayette	6 11				160 A	Nicholls St.	1 11	
4 N	LSU	2 11							160 H	Nicholls St.	8 6	
									217 H	Northwestern St.	5 9	
									217 H	Northwestern St.	11 12	
									239 H	Texas Southern	12 5	
									239 H	Texas Southern	1 2	
									239 H	Texas Southern	7 9	
									239 N	Texas Southern	0 1	
									239 N	Texas Southern	2 5	
									239 N	Texas Southern	1 0	
									239 N	Texas Southern	5 9	
									244 N	Alabama St.	4 6	
									260 A	Ark.-Pine Bluff	11 8	
									260 A	Ark.-Pine Bluff	2 0	
									260 A	Ark.-Pine Bluff	4 5	
									260 H	Ark.-Pine Bluff	7 5	
									260 H	Ark.-Pine Bluff	1 9	
									260 H	Ark.-Pine Bluff	1 8	
									264 H	Jackson St.	4 6	
									264 H	Jackson St.	10 3	
									285 A	Grambling	6 7	
									285 A	Grambling	10 7	
									285 A	Grambling	8 3	
									285 H	Grambling	3 2	
									285 H	Grambling	2 1	
									285 H	Grambling	11 3	
									292 A	Prairie View	8 2	
Non-Div. I Games:		Loyola (LA)	8 2	Loyola (LA)	3 7	Stillman		6 1	Stillman		10 3	Southern U.
		Stillman	9 13									



Southern U.

Southern U.

Southern U.



Average RPI Win: 221		WON-LOST RECORD	WINNING PCT. RANK	LAST 10 GAMES	STRENGTH OF SCHEDULE	OPP. STRENGTH OF SCHEDULE	TEAM RPI	ADJ RPI	CONF. RPI	ADJ CONF. RPI	
Average RPI Loss: 185											
DIV. I ONLY		20-32-0	.38462 226	5-5-0	239	271	270	.43008 269	20	20	
DIV. I NON-CONF.		14-17-0	.45161 174	1-0-0	255	283	267	.43492 265	24	24	
TOTALS		RPI 1-25	RPI 26-50		W-L RECORDS		RPI 51-100		RPI 101-150		RPI 150+
20-32-0		0-0-0	0-0-0		OVERALL		1-0-0		3-10-0		16-22-0
15-13-0		0-0-0	0-0-0		HOME		1-0-0		2-4-0		12-9-0
4-17-0		0-0-0	0-0-0		AWAY		0-0-0		1-6-0		3-11-0
1-2-0		0-0-0	0-0-0		NEUTRAL		0-0-0		0-0-0		1-2-0
14-17-0		0-0-0	0-0-0		NON-CONFERENCE		1-0-0		2-5-0		11-12-0
13-6-0		0-0-0	0-0-0		HOME		1-0-0		2-1-0		10-5-0
0-9-0		0-0-0	0-0-		AWAY		0-0-0		0-4-0		0-5-0
1-2-0		0-0-0	0-0-0		NEUTRAL		0-0-0		0-0-0		1-2-0
6-15-0		0-0-0	0-0-0		CONFERENCE		0-0-0		1-5-0		5-10-0
2-7-0		0-0-0	0-0-0		HOME		0-0-0		0-3-0		2-4-0
4-8-0		0-0-0	0-0-0		AWAY		0-0-0		1-2-0		3-6-0
0-0-0		0-0-0	0-0-0		NEUTRAL		0-0-0		0-0-0		0-0-0
RPI S	Opponent	Score	RPI S	Opponent	Score	RPI S	Opponent	Score	RPI S	Opponent	Score
						72 H	Rutgers	15 14	106 H	Columbia	5 4
									106 H	Columbia	9 3
									128 H	Hofstra	1 5
									145 A	Georgia St.	3 9
									145 A	Georgia St.	9 12
									145 A	Georgia St.	2 5
									145 A	Georgia St.	3 5
									148 H	Rhode Island	2 4
									148 H	Rhode Island	3 4
									148 H	Rhode Island	3 4
									149 A	Saint Joseph's	2 6
									149 A	Saint Joseph's	1 11
									149 A	Saint Joseph's	4 3
									153 H	Richmond	2 6
									153 H	Richmond	2 1
									153 H	Richmond	8 9
									154 N	Michigan	14 11
									154 N	Michigan	1 9
									154 N	Michigan	2 10
									163 A	Siena	2 5
									164 H	Sacred Heart	1 9
					LAST 10 GAMES				171 A	Butler	1 4
			153 H	Richmond	2 6	279 A	Massachusetts	12 5	171 A	Butler	7 8
			153 H	Richmond	2 1	216 H	Manhattan	18 12	171 A	Butler	2 7
			153 H	Richmond	8 9	171 A	Butler	1 4	176 A	Marist	1 7
			279 A	Massachusetts	11 9	171 A	Butler	7 8	207 A	La Salle	2 4
			279 A	Massachusetts	2 1	171 A	Butler	2 7	207 A	La Salle	1 3

Non-Div. I Games:

Fordham







M  
o  
r  
e  
h  
e  
a  
d  
s  
t  
.

Morehead St.



RPI	S	Opponent	Score
266	H	SIU Edwardsville	5 <b>12</b>
266	H	SIU Edwardsville	4 3
278	A	Ohio	1 <b>9</b>
283	A	Northern Ky.	2 <b>8</b>
284	N	IPFW	11 6
287	A	UT Martin	3 1
287	A	UT Martin	11 6
287	A	UT Martin	7 3
294	A	Alabama A&M	11 0



Average RPI Win:	188	WON-LOST	WINNING	LAST 10	STRENGTH OF	OPP. STRENGTH	TEAM	ADJ	CONF.	ADJ CONF.					
Average RPI Loss:	146	RECORD	PCT. RANK	GAMES	SCHEDULE	OF SCHEDULE	RPI	RPI	RPI	RPI					
DIV. I ONLY	15-36-0	.29412	267	2-8-0	226	153	271	.42707	271	18	18				
DIV. I NON-CONF.	6-21-0	.22222	269	0-2-0	252	93	288	.4041	288	18	18				
<hr/>															
TOTALS	RPI 1-25	RPI 26-50		W-L RECORDS		RPI 51-100		RPI 101-150		RPI 150+					
15-36-0	0-0-0	0-2-0		OVERALL		0-10-0		6-4-0		9-20-0					
10-15-0	0-0-0	0-1-0		HOME		0-2-0		3-1-0		7-11-0					
5-21-0	0-0-0	0-1-0		AWAY		0-8-0		3-3-0		2-9-0					
0-0-0	0-0-0	0-0-0		NEUTRAL		0-0-0		0-0-0		0-0-0					
<hr/>															
6-21-0	0-0-0	0-2-0		NON-CONFERENCE		0-10-0		1-0-0		5-9-0					
4-9-0	0-0-0	0-1-0		HOME		0-2-0		1-0-0		3-6-0					
2-12-0	0-0-0	0-0-		AWAY		0-8-0		0-0-0		2-3-0					
0-0-0	0-0-0	0-0-0		NEUTRAL		0-0-0		0-0-0		0-0-0					
<hr/>															
9-15-0	0-0-0	0-0-0		CONFERENCE		0-0-0		5-4-0		4-11-0					
6-6-0	0-0-0	0-0-0		HOME		0-0-0		2-1-0		4-5-0					
3-9-0	0-0-0	0-0-0		AWAY		0-0-0		3-3-0		0-6-0					
0-0-0	0-0-0	0-0-0		NEUTRAL		0-0-0		0-0-0		0-0-0					
<hr/>															
RPI	S	Opponent	Score	RPI	S	Opponent	Score	RPI	S	Opponent	Score				
				32	A	Cal Poly	5 6	55	A	UC Santa Barbara	4 5				
				32	H	Cal Poly	2 5	55	A	UC Santa Barbara	1 2				
								55	A	UC Santa Barbara	2 7				
								56	A	San Francisco	2 4				
								56	H	San Francisco	1 2				
								80	A	Stanford	2 17				
								80	H	Stanford	8 10				
								86	A	Arizona	4 9				
								86	A	Arizona	4 15				
								86	A	Arizona	7 8				
										101	H	California	3 1		
										118	A	Sacramento St.	8 6		
										118	A	Sacramento St.	1 4		
										118	A	Sacramento St.	2 3		
										131	H	Texas St.	5 11		
										131	H	Texas St.	5 4		
										131	H	Texas St.	11 5		
										138	A	UTSA	8 14		
										138	A	UTSA	11 7		
										138	A	UTSA	12 4		
										156	A	New Mexico St.	1 17		
										156	A	New Mexico St.	5 8		
										156	A	New Mexico St.	0 9		
										160	H	Nicholls St.	1 6		
										160	H	Nicholls St.	1 9		
										160	H	Nicholls St.	3 2		
										160	H	Nicholls St.	1 4		
										162	A	Texas-Arlington	7 9		
										162	A	Texas-Arlington	4 9		
										162	A	Texas-Arlington	7 8		
										169	H	Dallas Baptist	1 6		
										169	H	Dallas Baptist	3 13		
										169	H	Dallas Baptist	8 1		
										219	A	UC Davis	4 22		
										219	H	UC Davis	2 9		
										224	A	Fresno St.	10 3		
										233	H	Seattle	3 6		
										233	H	Seattle	7 1		
LAST 10 GAMES															
				118	A	Sacramento St.	2 3	156	A	New Mexico St.	0 9	169	H	Dallas Baptist	8 1
				118	A	Sacramento St.	8 6	156	A	New Mexico St.	1 17	219	A	UC Davis	4 22
				118	A	Sacramento St.	1 4	56	A	San Francisco	2 4	219	H	UC Davis	2 9
				32	H	Cal Poly	2 5	233	H	Seattle	3 6	224	A	Fresno St.	10 3
				156	A	New Mexico St.	5 8	233	H	Seattle	7 1	233	H	Seattle	3 6

Non-Div. I Games:

San Jose St.



RPI	S	Opponent	Score	
233	H	Seattle	7	1
233	H	Seattle	3	13
243	A	St. Mary's (CA)	8	9
246	A	Pacific	1	8
246	H	Pacific	6	4
246	H	Pacific	10	0
249	H	Louisiana Tech	2	6
249	H	Louisiana Tech	12	8
249	H	Louisiana Tech	7	1
280	A	Santa Clara	9	1
280	H	Santa Clara	1	2
280	H	Santa Clara	0	5

San Jose St.

S  
a  
n  
J  
o  
s  
e  
S  
t  
.

S  
a  
n  
J  
o  
s  
e  
S  
t  
.



U  
M  
B  
C

UMBC



RPI	S	Opponent	Score	
226	H	Stony Brook	3	5
226	H	Stony Brook	5	7
226	H	Stony Brook	4	1
227	H	George Mason	11	10
261	A	George Washington	4	1
261	H	George Washington	5	12
290	A	Coppin St.	6	0
290	H	Coppin St.	2	1
295	A	Mt. St. Mary's	3	1
295	H	Mt. St. Mary's	5	3
297	A	UMES	3	1
297	H	UMES	8	5



Average RPI Win:		219	WON-LOST RECORD		WINNING PCT. RANK		LAST 10 GAMES		STRENGTH OF SCHEDULE		OPP. STRENGTH OF SCHEDULE		TEAM RPI		ADJ RPI		CONF. RPI		ADJ CONF. RPI				
DIV. I ONLY			6-39-0		.13333 295		0-8-0		79		205		273		.41894 273		31		31				
DIV. I NON-CONF.			6-39-0		.13333 291		0-8-0		84		234		278		.41894 278		32		31				
TOTALS		RPI 1-25		RPI 26-50		W-L RECORDS		RPI 51-100		RPI 101-150		RPI 150+											
6-39-0		0-3-0		0-5-0		OVERALL		0-11-0		2-9-0		4-11-0											
4-8-0		0-0-0		0-0-0		HOME		0-0-0		1-4-0		3-4-0											
2-28-0		0-3-0		0-5-0		AWAY		0-9-0		1-3-0		1-7-0											
0-3-0		0-0-0		0-0-0		NEUTRAL		0-2-0		0-1-0		0-0-0											
6-39-0		0-3-0		0-5-0		NON-CONFERENCE		0-11-0		2-9-0		4-11-0											
4-8-0		0-0-0		0-0-0		HOME		0-0-0		1-4-0		3-4-0											
2-28-0		0-3-0		0-0-		AWAY		0-9-0		1-4-0		1-7-0											
0-3-0		0-0-0		0-0-0		NEUTRAL		0-2-0		0-1-0		0-0-0											
0-0-0		0-0-0		0-0-0		CONFERENCE		0-0-0		0-0-0		0-0-0											
0-0-0		0-0-0		0-0-0		HOME		0-0-0		0-0-0		0-0-0											
0-0-0		0-0-0		0-0-0		AWAY		0-0-0		0-0-0		0-0-0											
0-0-0		0-0-0		0-0-0		NEUTRAL		0-0-0		0-0-0		0-0-0											
RPI	S	Opponent		Score		RPI	S	Opponent		Score		RPI	S	Opponent		Score		RPI	S	Opponent		Score	
14	A	South Ala.		6	29	44	A	Arkansas		0	3	59	N	Baylor		3	8	114	A	Tulane		2	3
14	A	South Ala.		2	5	44	A	Arkansas		0	14	59	N	Baylor		0	10	114	A	Tulane		1	3
14	A	South Ala.		1	4	45	A	Oklahoma		5	14	62	A	Houston		3	13	114	A	Tulane		5	4
						45	A	Oklahoma		3	14	62	A	Houston		3	8	114	A	Tulane		3	5
						45	A	Oklahoma		0	10	70	A	Southeastern La.		2	7	116	A	Southern Miss.		5	8
												75	A	Central Ark.		1	11	116	H	Southern Miss.		1	2
												75	A	Central Ark.		3	4	129	N	Wichita St.		1	5
												86	A	West Virginia		2	11	145	H	Georgia St.		3	4
												86	A	West Virginia		2	12	145	H	Georgia St.		4	5
												86	A	West Virginia		3	4	145	H	Georgia St.		3	2
												86	A	West Virginia		1	5	145	H	Georgia St.		5	6
																		160	A	Nicholls St.		4	14
																		160	H	Nicholls St.		5	16
																		210	A	McNeese St.		8	10
																		210	A	McNeese St.		2	5
																		210	A	McNeese St.		8	7
																		247	H	Southeast Mo. St.		2	11
																		247	H	Southeast Mo. St.		1	6
																		247	H	Southeast Mo. St.		4	7
																		264	A	Jackson St.		6	9
																		264	H	Jackson St.		1	0
																		285	A	Grambling		5	17
																		285	A	Grambling		4	5
																		285	A	Grambling		5	9
																		289	H	Alcorn		7	5
																		289	H	Alcorn		6	5
LAST 10 GAMES																							
						114	A	Tulane		1	3	45	A	Oklahoma		0	10	285	A	Grambling		4	5
						264	A	Jackson St.		6	9	114	A	Tulane		2	3	285	A	Grambling		5	9
						160	H	Nicholls St.		5	16	70	A	Southeastern La.		2	7	289	H	Alcorn		7	5
						45	A	Oklahoma		3	14	145	H	Georgia St.		3	2	289	H	Alcorn		6	5
						45	A	Oklahoma		5	14	145	H	Georgia St.		4	5						

Non-Div. I Games: LSU-Alexandria 4 5 LSU-Alexandria 2 1

New Orleans



Average RPI Win:	249	WON-LOST RECORD		WINNING PCT. RANK		LAST 10 GAMES		STRENGTH OF SCHEDULE		OPP. STRENGTH OF SCHEDULE		TEAM RPI		ADJ RPI		CONF. RPI		ADJ CONF. RPI
DIV. I ONLY		17-29-0		.36957	236	0-10-0		288		287		274		.41866	274	28		28
DIV. I NON-CONF.		12-14-0		.46154	163	0-2-0		286		294		232		.45504	232	30		29
<hr/>																		
TOTALS		RPI 1-25		RPI 26-50		W-L RECORDS		RPI 51-100		RPI 101-150		RPI 150+						
17-29-0		1-2-0		0-1-0		OVERALL		0-0-0		1-1-0		15-25-0						
3-13-0		0-0-0		0-0-0		HOME		0-0-0		0-0-0		3-13-0						
13-15-0		1-2-0		0-1-0		AWAY		0-0-0		1-1-0		11-11-0						
1-1-0		0-0-0		0-0-0		NEUTRAL		0-0-0		0-0-0		1-1-0						
12-14-0		1-2-0		0-1-0		NON-CONFERENCE		0-0-0		1-1-0		10-10-0						
0-4-0		0-0-0		0-0-0		HOME		0-0-0		0-0-0		0-4-0						
11-9-0		1-2-0		0-0-		AWAY		0-0-0		1-1-0		9-5-0						
1-1-0		0-0-0		0-0-0		NEUTRAL		0-0-0		0-0-0		1-1-0						
5-15-0		0-0-0		0-0-0		CONFERENCE		0-0-0		0-0-0		5-15-0						
3-9-0		0-0-0		0-0-0		HOME		0-0-0		0-0-0		3-9-0						
2-6-0		0-0-0		0-0-0		AWAY		0-0-0		0-0-0		2-6-0						
0-0-0		0-0-0		0-0-0		NEUTRAL		0-0-0		0-0-0		0-0-0						
RPI	S	Opponent	Score		RPI	S	Opponent	Score		RPI	S	Opponent	Score					
25	A	UNC Wilmington	0	15	34	A	Seton Hall	7	17			108	A	Rider	4	6		
25	A	UNC Wilmington	4	1								149	A	Saint Joseph's	10	7		
25	A	UNC Wilmington	1	6								185	H	Delaware St.	8	10		
												188	A	Holy Cross	1	3		
												188	A	Holy Cross	6	9		
												188	A	Holy Cross	2	3		
												188	A	Holy Cross	0	4		
												209	A	UNC Greensboro	9	8		
												218	H	Penn	2	13		
												221	A	Temple	3	9		
												221	H	Temple	8	11		
												222	H	Army	19	10		
												222	H	Army	0	1		
												222	H	Army	4	3		
												222	H	Army	1	3		
												240	H	Navy	5	12		
												240	H	Navy	1	6		
												240	H	Navy	3	5		
												240	H	Navy	2	4		
												257	H	Bucknell	2	7		
												257	H	Bucknell	6	7		
												257	H	Bucknell	1	8		
												257	H	Bucknell	4	3		
												259	A	LIU Brooklyn	4	1		
												259	A	LIU Brooklyn	9	10		
												259	H	LIU Brooklyn	3	5		
												269	A	Fordham	6	0		

**Non-Div. I Games:**

**Drew**

15 7

Lehigh



RPI	S	Opponent	Score	
269	A	Fordham	4	8
276	A	N.C. A&T	8	17
288	A	Lafayette	5	10
288	A	Lafayette	7	4
288	A	Lafayette	6	10
288	A	Lafayette	8	0
290	A	Coppin St.	1	0
290	A	Coppin St.	7	1
290	A	Coppin St.	9	4
291	N	Iona	4	3
291	N	Iona	1	4
295	A	Mt. St. Mary's	10	9
295	A	Mt. St. Mary's	8	9
297	A	UMES	13	2
297	A	UMES	8	4

Lehigh

L  
e  
h  
i  
g  
h

L  
e  
h  
i  
g  
h



F  
l  
o  
r  
i  
d  
a  
A  
&  
M

Florida A&M



RPI	S	Opponent	Score	
276	H N.C.	A&T	3	2
276	H N.C.	A&T	3	12
276	H N.C.	A&T	7	12

Florida A&M

F  
l  
o  
r  
i  
d  
a  
  
A  
&  
M

F  
l  
o  
r  
i  
d  
a  
  
A  
&  
M



Average RPI Win:	203	WON-LOST	WINNING	LAST 10	STRENGTH OF	OPP. STRENGTH	TEAM	ADJ	CONF.	ADJ CONF.	
Average RPI Loss:	165	RECORD	PCT. RANK	GAMES	SCHEDULE	OF SCHEDULE	RPI	RPI	RPI	RPI	
DIV. I ONLY	15-36-0	.29412	267	2-8-0	224	242	276	.41694	276	29	29
DIV. I NON-CONF.	7-20-0	.25926	263	1-2-0	112	268	266	.43493	264	29	28
<hr/>											
TOTALS	RPI 1-25	RPI 26-50		W-L RECORDS		RPI 51-100		RPI 101-150		RPI 150+	
15-36-0	0-0-0	0-2-0		OVERALL		2-10-0		1-1-0		12-23-0	
9-20-0	0-0-0	0-1-0		HOME		2-4-0		0-1-0		7-14-0	
6-12-0	0-0-0	0-1-0		AWAY		0-3-0		1-0-0		5-8-0	
0-4-0	0-0-0	0-0-0		NEUTRAL		0-3-0		0-0-0		0-1-0	
<hr/>											
7-20-0	0-0-0	0-2-0		NON-CONFERENCE		0-6-0		1-1-0		6-11-0	
4-13-0	0-0-0	0-1-0		HOME		0-3-0		0-1-0		4-8-0	
3-6-0	0-0-0	0-0-		AWAY		0-3-0		1-0-0		2-2-0	
0-1-0	0-0-0	0-0-0		NEUTRAL		0-0-0		0-0-0		0-1-0	
<hr/>											
8-16-0	0-0-0	0-0-0		CONFERENCE		2-4-0		0-0-0		6-12-0	
5-7-0	0-0-0	0-0-0		HOME		2-1-0		0-0-0		3-6-0	
3-6-0	0-0-0	0-0-0		AWAY		0-0-0		0-0-0		3-6-0	
0-3-0	0-0-0	0-0-0		NEUTRAL		0-3-0		0-0-0		0-0-0	
<hr/>											
RPI	S	Opponent	Score	RPI	S	Opponent	Score	RPI	S	Opponent	Score
				29	A	Campbell	2 10	67	A	Duke	2 12
				29	H	Campbell	2 10	67	H	Duke	1 15
								84	A	Elon	7 8
								84	H	Elon	5 7
								90	H	Bethune-Cookman	15 6
								90	H	Bethune-Cookman	2 15
								90	H	Bethune-Cookman	9 6
								90	N	Bethune-Cookman	2 4
								90	N	Bethune-Cookman	3 4
								90	N	Bethune-Cookman	5 7
								92	A	Appalachian St.	3 7
								92	H	Appalachian St.	2 10

Non-Div. I Games:

N.C. A&amp;T



RPI	S	Opponent	Score	
250	H	N.C. Central	11	8
250	H	N.C. Central	7	3
250	H	N.C. Central	2	4
274	H	Lehigh	17	8
275	A	Florida A&M	12	7
275	A	Florida A&M	12	3
275	A	Florida A&M	2	3
275	H	Florida A&M	1	3
275	H	Florida A&M	9	0
275	H	Florida A&M	3	4



N  
J  
I  
T

NJIT



RPI	S	Opponent	Score	
255	N	Saint Peter's	3	5
263	H	Fairfield	10	6
269	A	Fordham	3	8
279	A	Massachusetts	4	10
279	A	Massachusetts	0	1
279	A	Massachusetts	7	6
290	N	Coppin St.	10	1
290	N	Coppin St.	4	3
290	N	Coppin St.	13	2
293	H	NYIT	6	5
293	H	NYIT	6	5
293	N	NYIT	10	4
293	N	NYIT	11	1
296	H	Chicago St.	4	2
296	H	Chicago St.	7	11
296	H	Chicago St.	5	3
296	H	Chicago St.	2	1



O  
h  
i  
o

Ohio



RPI	S	Opponent	Score	
232	H	Akron	8	11
232	H	Akron	2	4
232	H	Akron	4	2
236	H	Oakland	2	6
236	H	Oakland	4	6
236	H	Oakland	12	3
245	A	Cincinnati	1	4
254	H	Youngstown St.	15	20
270	H	Morehead St.	9	1
279	N	Massachusetts	6	7
286	A	Dayton	1	2

O  
h  
i  
o

O  
h  
i  
o

Ohio



Average RPI Win:	222	WON-LOST	WINNING	LAST 10	STRENGTH OF	OPP. STRENGTH	TEAM	ADJ	CONF.	ADJ CONF.	
Average RPI Loss:	167	RECORD	PCT. RANK	GAMES	SCHEDULE	OF SCHEDULE	RPI	RPI	RPI	RPI	
DIV. I ONLY	11-31-0	.2619	277	2-8-0	221	241	279	.41401	279	20	20
DIV. I NON-CONF.	7-14-0	.33333	232	1-1-0	214	228	258	.44036	257	24	24
<hr/>											
TOTALS	RPI 1-25	RPI 26-50		W-L RECORDS		RPI 51-100		RPI 101-150		RPI 150+	
11-31-0	0-0-0	0-3-0		OVERALL		0-5-0		2-9-0		9-14-0	
8-7-0	0-0-0	0-0-0		HOME		0-0-0		1-2-0		7-5-0	
2-19-0	0-0-0	0-2-0		AWAY		0-4-0		1-6-0		1-7-0	
1-5-0	0-0-0	0-1-0		NEUTRAL		0-1-0		0-1-0		1-2-0	
<hr/>											
7-14-0	0-0-0	0-3-0		NON-CONFERENCE		0-5-0		0-2-0		7-4-0	
5-1-0	0-0-0	0-0-0		HOME		0-0-0		0-0-0		5-1-0	
1-8-0	0-0-0	0-0-		AWAY		0-4-0		0-1-0		1-1-0	
1-5-0	0-0-0	0-1-0		NEUTRAL		0-1-0		0-1-0		1-2-0	
<hr/>											
4-17-0	0-0-0	0-0-0		CONFERENCE		0-0-0		2-7-0		2-10-0	
3-6-0	0-0-0	0-0-0		HOME		0-0-0		1-2-0		2-4-0	
1-11-0	0-0-0	0-0-0		AWAY		0-0-0		1-5-0		0-6-0	
0-0-0	0-0-0	0-0-0		NEUTRAL		0-0-0		0-0-0		0-0-0	
<hr/>											
RPI S	Opponent	Score	RPI S	Opponent	Score	RPI S	Opponent	Score	RPI S	Opponent	Score
			34 A	Seton Hall	0 9	95 A	Connecticut	4 5	123 A	Northeastern	1 3
			34 A	Seton Hall	5 11	98 N	Tennessee	4 6	123 N	Northeastern	3 6
			42 N	Notre Dame	4 9	99 A	Lamar	0 8	134 A	Xavier	3 4
						99 A	Lamar	2 4	134 A	Xavier	3 15
						99 A	Lamar	2 10	134 A	Xavier	0 1
									148 A	Rhode Island	2 9
									148 A	Rhode Island	1 3
									148 A	Rhode Island	2 0
									149 H	Saint Joseph's	4 7
									149 H	Saint Joseph's	5 10
									149 H	Saint Joseph's	10 4
									163 A	Siena	4 8
									166 H	Boston College	11 6
									192 H	Central Conn. St.	9 5
									207 A	La Salle	7 9
									207 A	La Salle	5 17
									207 A	La Salle	2 6
									216 N	Manhattan	1 7
									216 N	Manhattan	1 2
									220 H	Hartford	4 3
									242 H	St. Bonaventure	3 4
									242 H	St. Bonaventure	9 3
									242 H	St. Bonaventure	6 5
									248 A	Quinnipiac	11 8
									261 A	George Washington	1 4
									261 A	George Washington	1 7
									261 A	George Washington	0 1
LAST 10 GAMES			LAST 10 GAMES			LAST 10 GAMES			LAST 10 GAMES		
			134 A	Xavier	0 1	269 H	Fordham	5 12	242 H	St. Bonaventure	6 5
			134 A	Xavier	3 4	248 A	Quinnipiac	11 8	248 A	Quinnipiac	11 8
			134 A	Xavier	3 15	123 N	Northeastern	3 6	261 A	George Washington	1 4
			269 H	Fordham	9 11	149 H	Saint Joseph's	5 10	261 A	George Washington	1 7
			269 H	Fordham	1 2	149 H	Saint Joseph's	10 4	261 A	George Washington	0 1

Non-Div. I Games:

Massachusetts



RPI	S	Opponent	Score	
269	H	Fordham	5	12
269	H	Fordham	1	2
269	H	Fordham	9	11
277	H	NJIT	1	0
277	H	NJIT	6	7
277	H	NJIT	10	4
278	N	Ohio	7	6

Massachusetts

M  
a  
s  
s  
a  
c  
h  
u  
s  
e  
t  
t  
s

M  
a  
s  
s  
a  
c  
h  
u  
s  
e  
t  
t  
s



[illegible]

**Non-Div. I Games:**

Santa Clara



RPI	S	Opponent	Score	
271	A	San Jose St.	5	0
271	H	San Jose St.	1	9

Santa Clara

S  
a  
n  
t  
a  
C  
l  
a  
r  
a

S  
a  
n  
t  
a  
C  
l  
a  
r  
a



Average RPI Win: 230		WON-LOST	WINNING	LAST 10	STRENGTH OF		OPP. STRENGTH	TEAM	ADJ		CONF.	ADJ CONF.	
Average RPI Loss: 181		RECORD	PCT. RANK	GAMES	SCHEDULE		OF SCHEDULE	RPI	RPI		RPI	RPI	
DIV. I ONLY		11-33-0	.25	280	3-7-0		204	288	281	.4116	281	26	26
DIV. I NON-CONF.		5-11-0	.3125	249	1-1-0		185	297	271	.43231	269	27	27
TOTALS		RPI 1-25	RPI 26-50		W-L RECORDS		RPI 51-100		RPI 101-150		RPI 150+		
11-33-0	0-0-0	0-3-0		OVERALL		0-4-0		2-2-0		9-24-0			
6-12-0	0-0-0	0-0-0		HOME		0-4-0		2-2-0		4-6-0			
4-20-0	0-0-0	0-3-0		AWAY		0-0-0		0-0-0		4-17-0			
1-1-0	0-0-0	0-0-0		NEUTRAL		0-0-0		0-0-0		1-1-0			
5-11-0	0-0-0	0-3-0		NON-CONFERENCE		0-0-0		0-0-0		5-8-0			
3-3-0	0-0-0	0-0-0		HOME		0-0-0		0-0-0		3-3-0			
1-7-0	0-0-0	0-0-		AWAY		0-0-0		0-0-0		1-4-0			
1-1-0	0-0-0	0-0-0		NEUTRAL		0-0-0		0-0-0		1-1-0			
6-22-0	0-0-0	0-0-0		CONFERENCE		0-4-0		2-2-0		4-16-0			
3-9-0	0-0-0	0-0-0		HOME		0-4-0		2-2-0		1-3-0			
3-13-0	0-0-0	0-0-0		AWAY		0-0-0		0-0-0		3-13-0			
0-0-0	0-0-0	0-0-0		NEUTRAL		0-0-0		0-0-0		0-0-0			
RPI S	Opponent	Score	RPI S	Opponent	Score	RPI S	Opponent	Score	RPI S	Opponent	Score		
			29 A	Campbell	5 15	69 H	Bryant	1 9	139 H	Monmouth	2 8		
			29 A	Campbell	3 15	69 H	Bryant	3 12	139 H	Monmouth	7 5		
			29 A	Campbell	4 10	69 H	Bryant	1 7	139 H	Monmouth	6 5		
						69 H	Bryant	4 8	139 H	Monmouth	3 8		
									155 A	St. John's (NY)	2 12		
									163 H	Siena	1 0		
									164 A	Sacred Heart	4 11		
									164 A	Sacred Heart	3 10		
									164 A	Sacred Heart	2 5		
									164 A	Sacred Heart	3 6		
									185 A	Delaware St.	3 6		
									192 A	Central Conn. St.	2 5		
									192 A	Central Conn. St.	3 9		
									192 A	Central Conn. St.	1 7		
									192 A	Central Conn. St.	3 6		
									194 A	Savannah St.	0 6		
									194 A	Savannah St.	8 2		
									222 H	Army	4 6		
									226 A	Stony Brook	5 6		
									237 A	Wagner	13 12		
									237 A	Wagner	3 8		
									237 A	Wagner	3 5		
									237 A	Wagner	0 10		
									255 H	Saint Peter's	5 1		
									259 H	LIU Brooklyn	4 3		
									259 H	LIU Brooklyn	3 9		
									259 H	LIU Brooklyn	2 4		
LAST 10 GAMES			185 A	Delaware St.	3 6	295 A	Mt. St. Mary's	10 7					
			164 A	Sacred Heart	4 11	295 A	Mt. St. Mary's	0 17					
			164 A	Sacred Heart	3 10	295 A	Mt. St. Mary's	10 4					
			164 A	Sacred Heart	3 6	295 A	Mt. St. Mary's	1 7					
			164 A	Sacred Heart	2 5	163 H	Siena	1 0					

Non-Div. I Games:

Fairleigh Dickinson



RPI	S	Opponent	Score	
259	H	LIU Brooklyn	9	11
265	N	Norfolk St.	4	3
265	N	Norfolk St.	2	15
293	H	NYIT	2	6
293	H	NYIT	10	4
293	H	NYIT	1	2
295	A	Mt. St. Mary's	0	17
295	A	Mt. St. Mary's	10	7
295	A	Mt. St. Mary's	10	4
295	A	Mt. St. Mary's	1	7

Fairleigh Dickinson

F  
a  
i  
r  
l  
e  
i  
g  
h  
D  
i  
c  
k  
i  
n  
s  
o  
n

F  
a  
i  
r  
l  
e  
i  
g  
h  
D  
i  
c  
k  
i  
n  
s  
o  
n



Average RPI Win:		194	WON-LOST RECORD		WINNING PCT. RANK		LAST 10 GAMES		STRENGTH OF SCHEDULE		OPP. STRENGTH OF SCHEDULE		TEAM RPI		ADJ RPI		CONF. RPI		ADJ CONF. RPI	
DIV. I ONLY			7-33-0		.175 290		3-7-0		140		229		282		.41155 282		25		25	
DIV. I NON-CONF.			4-16-0		.2 274		2-1-0		23		144		219		.46234 219		25		25	
TOTALS		RPI 1-25		RPI 26-50		W-L RECORDS		RPI 51-100		RPI 101-150		RPI 150+								
7-33-0		0-2-0		0-3-0		OVERALL		1-3-0		0-11-0		6-14-0								
5-10-0		0-0-0		0-0-0		HOME		0-2-0		0-3-0		5-5-0								
1-22-0		0-2-0		0-3-0		AWAY		1-1-0		0-8-0		0-8-0								
1-1-0		0-0-0		0-0-0		NEUTRAL		0-0-0		0-0-0		1-1-0								
4-16-0		0-2-0		0-3-0		NON-CONFERENCE		1-3-0		0-5-0		3-3-0								
2-3-0		0-0-0		0-0-0		HOME		0-2-0		0-1-0		2-0-0								
1-12-0		0-2-0		0-0-		AWAY		1-1-0		0-4-0		0-2-0								
1-1-0		0-0-0		0-0-0		NEUTRAL		0-0-0		0-0-0		1-1-0								
3-17-0		0-0-0		0-0-0		CONFERENCE		0-0-0		0-6-0		3-11-0								
3-7-0		0-0-0		0-0-0		HOME		0-0-0		0-2-0		3-5-0								
0-10-0		0-0-0		0-0-0		AWAY		0-0-0		0-4-0		0-6-0								
0-0-0		0-0-0		0-0-0		NEUTRAL		0-0-0		0-0-0		0-0-0								
RPI	S	Opponent		Score		RPI	S	Opponent		Score		RPI	S	Opponent		Score				
4	A	LSU		1	7	28	A	Auburn		4	9	69	H	Bryant		4	11			
4	A	LSU		3	4	28	A	Auburn		3	6	93	A	Gonzaga		5	6			
						28	A	Auburn		0	6	93	A	Gonzaga		6	3			
												95	H	Connecticut		6	11			

Non-Div. I Games:

Brown



RPI	S	Opponent	Score	
267	H	Harvard	14	2
267	H	Harvard	4	2
267	H	Harvard	10	12
267	H	Harvard	2	4

Brown

B  
r  
o  
w  
n

B  
r  
o  
w  
n



[illegible]

Non-Div. I Games:	Indianapolis	5	4
-------------------	--------------	---	---

Northern Ky.



RPI	S	Opponent	Score	
203	H	Lipscomb	6	11
203	H	Lipscomb	2	3
208	A	USC Upstate	1	4
208	A	USC Upstate	5	3
208	A	USC Upstate	4	5
225	H	Marshall	1	7
225	H	Marshall	3	6
225	H	Marshall	0	9
225	H	Marshall	1	2
245	A	Cincinnati	3	4
270	H	Morehead St.	8	2

Northern Ky.

N  
o  
r  
t  
h  
e  
r  
n  
K  
y  
.

N  
o  
r  
t  
h  
e  
r  
n  
K  
y  
.



Average RPI Win: 222		WON-LOST RECORD	WINNING PCT. RANK	LAST 10 GAMES	STRENGTH OF SCHEDULE	OPP. STRENGTH OF SCHEDULE	TEAM RPI	ADJ RPI		CONF. RPI	ADJ CONF. RPI	
Average RPI Loss: 224												
DIV. I ONLY		17-27-0	.38636	225	4-6-0	293	279	284	.41091	284	27	27
DIV. I NON-CONF.		9-11-0	.45	179	1-0-0	296	293	255	.44106	254	26	26
<hr/>												
TOTALS		RPI 1-25		RPI 26-50		W-L RECORDS		RPI 51-100		RPI 101-150		RPI 150+
17-27-0		0-0-0		0-0-0		OVERALL		0-0-0		0-0-0		17-27-0
8-9-0		0-0-0		0-0-0		HOME		0-0-0		0-0-0		8-9-0
6-16-0		0-0-0		0-0-0		AWAY		0-0-0		0-0-0		6-16-0
3-2-0		0-0-0		0-0-0		NEUTRAL		0-0-0		0-0-0		3-2-0
9-11-0		0-0-0		0-0-0		NON-CONFERENCE		0-0-0		0-0-0		9-11-0
1-0-0		0-0-0		0-0-0		HOME		0-0-0		0-0-0		1-0-0
5-9-0		0-0-0		0-0-		AWAY		0-0-0		0-0-0		5-9-0
3-2-0		0-0-0		0-0-0		NEUTRAL		0-0-0		0-0-0		3-2-0
8-16-0		0-0-0		0-0-0		CONFERENCE		0-0-0		0-0-0		8-16-0
7-9-0		0-0-0		0-0-0		HOME		0-0-0		0-0-0		7-9-0
1-7-0		0-0-0		0-0-0		AWAY		0-0-0		0-0-0		1-7-0
0-0-0		0-0-0		0-0-0		NEUTRAL		0-0-0		0-0-0		0-0-0
RPI	S	Opponent	Score	RPI	S	Opponent	Score	RPI	S	Opponent	Score	
										161 N	Indiana St.	2 0
										171 H	Butler	4 1
										171 N	Butler	4 3
										171 N	Butler	0 1
										171 N	Butler	2 1
										181 A	South Dakota St.	2 6
										181 A	South Dakota St.	3 8
										181 A	South Dakota St.	2 5
										181 A	South Dakota St.	2 8
										181 H	South Dakota St.	11 14
										181 H	South Dakota St.	1 0
										197 A	Ball St.	2 9
										197 A	Ball St.	3 4
										197 A	Ball St.	2 3
										199 A	Neb. Omaha	0 2
										199 A	Neb. Omaha	3 6
										199 H	Neb. Omaha	0 9
										199 H	Neb. Omaha	6 5
										199 H	Neb. Omaha	0 2
										199 H	Neb. Omaha	6 2
										234 A	Western Ill.	3 2
				LAST 10 GAMES						234 A	Western Ill.	1 2
				181 A	South Dakota St.	2 8	199 H	Neb. Omaha	6 5	234 H	Western Ill.	3 4
				181 A	South Dakota St.	2 5	199 H	Neb. Omaha	0 2	234 H	Western Ill.	7 3
				181 A	South Dakota St.	3 8	199 H	Neb. Omaha	0 9	234 H	Western Ill.	3 5
				181 A	South Dakota St.	2 6	199 H	Neb. Omaha	6 2	234 H	Western Ill.	4 8
				171 H	Butler	4 1	234 H	Western Ill.	7 3	236 H	Oakland	0 5
<hr/>												
Non-Div. I Games:		Bethel (IN)		10	0	Anderson (IN)		7	5	Taylor (IN)		7 5
										Bethel (IN)		16 11
										IPFW		



I  
P  
F  
W

RPI	S	Opponent	Score	
236	H	Oakland	5	4
236	H	Oakland	5	4
236	H	Oakland	1	9
244	A	Alabama St.	0	2
244	A	Alabama St.	11	8
244	A	Alabama St.	4	3
252	H	North Dakota St.	4	6
252	H	North Dakota St.	4	3
266	A	SIU Edwardsville	1	2
266	A	SIU Edwardsville	7	6
270	N	Morehead St.	6	11
286	A	Dayton	18	10
287	A	UT Martin	4	5
287	A	UT Martin	0	1
287	A	UT Martin	3	4
294	A	Alabama A&M	7	6
294	A	Alabama A&M	6	7

I  
P  
F  
W

IPFW



Average RPI Win: 251		WON-LOST RECORD		WINNING PCT. RANK		LAST 10 GAMES		STRENGTH OF SCHEDULE		OPP. STRENGTH OF SCHEDULE		TEAM RPI		ADJ RPI		CONF. RPI		ADJ CONF. RPI	
Average RPI Loss: 206		16-30-0		.34783 245		2-6-0		286		272		286		.40825 285		32		32	
DIV. I ONLY		16-30-0		.34783 245		2-6-0		286		272		286		.40825 285		32		32	
DIV. I NON-CONF.		6-14-0		.3 254		0-2-0		265		95		277		.42737 276		31		32	
TOTALS		RPI 1-25		RPI 26-50		W-L RECORDS		RPI 51-100		RPI 101-150		RPI 150+							
16-30-0		0-2-0		0-1-0		OVERALL		0-2-0		2-3-0		14-22-0							
11-9-0		0-0-0		0-0-0		HOME		0-1-0		0-1-0		11-7-0							
5-21-0		0-2-0		0-1-0		AWAY		0-1-0		2-2-0		3-11-0							
0-0-0		0-0-0		0-0-0		NEUTRAL		0-0-0		0-0-0		0-0-0							
6-14-0		0-2-0		0-1-0		NON-CONFERENCE		0-2-0		2-3-0		4-6-0							
4-3-0		0-0-0		0-0-0		HOME		0-1-0		0-1-0		4-1-0							
2-11-0		0-2-0		0-0-		AWAY		0-1-0		2-2-0		0-5-0							
0-0-0		0-0-0		0-0-0		NEUTRAL		0-0-0		0-0-0		0-0-0							
10-16-0		0-0-0		0-0-0		CONFERENCE		0-0-0		0-0-0		10-16-0							
7-6-0		0-0-0		0-0-0		HOME		0-0-0		0-0-0		7-6-0							
3-10-0		0-0-0		0-0-0		AWAY		0-0-0		0-0-0		3-10-0							
0-0-0		0-0-0		0-0-0		NEUTRAL		0-0-0		0-0-0		0-0-0							
RPI S	Opponent	Score		RPI S	Opponent	Score		RPI S	Opponent	Score		RPI S	Opponent	Score					
4 A	LSU	0	4	49 A	Texas A&M	2	6	75 A	Central Ark.	0	30	125 A	Stephen F. Austin	3	8				
10 A	Mississippi St.	0	2					75 H	Central Ark.	1	10	125 H	Stephen F. Austin	4	9				
												145 A	Georgia St.	9	4				
												145 A	Georgia St.	17	7				
												145 A	Georgia St.	7	8				
												202 A	La.-Monroe	2	3				
												202 H	La.-Monroe	4	0				
												217 A	Northwestern St.	0	6				
												217 A	Northwestern St.	5	11				
												217 A	Northwestern St.	7	8				
												239 A	Texas Southern	12	14				
												239 A	Texas Southern	5	1				
												239 A	Texas Southern	5	10				
												239 H	Texas Southern	6	10				
												239 H	Texas Southern	4	3				
												239 H	Texas Southern	7	8				
												249 A	Louisiana Tech	0	6				
												249 H	Louisiana Tech	9	17				
												260 A	Ark.-Pine Bluff	4	6				
												260 A	Ark.-Pine Bluff	3	8				
												260 A	Ark.-Pine Bluff	3	0				
												260 H	Ark.-Pine Bluff	6	5				
												260 H	Ark.-Pine Bluff	6	7				
												260 H	Ark.-Pine Bluff	5	15				
												264 H	Jackson St.	5	1				
												268 A	Southern U.	2	3				
												268 A	Southern U.	2	3				
												268 A	Southern U.	3	11				
												268 A	Southern U.	2	3				
												268 A	Southern U.	3	11				
Non-Div. I Games:		Selma		13 1		Selma		9 1											

Grambling



RPI	S	Opponent	Score	
268	A	Southern U.	1	2
268	H	Southern U.	7	6
268	H	Southern U.	7	10
268	H	Southern U.	3	8
273	H	New Orleans	5	4
273	H	New Orleans	9	5
273	H	New Orleans	17	5
289	A	Alcorn	14	16
292	A	Prairie View	1	3
292	A	Prairie View	11	1
292	A	Prairie View	5	7
292	H	Prairie View	10	0
292	H	Prairie View	9	1
292	H	Prairie View	8	2

Grambling

G  
r  
a  
m  
b  
l  
i  
n  
g

G  
r  
a  
m  
b  
l  
i  
n  
g



Average RPI Win: 201		WON-LOST	WINNING	LAST 10	STRENGTH OF		OPP. STRENGTH	TEAM	ADJ		CONF.	ADJ CONF.	
Average RPI Loss: 177		RECORD	PCT. RANK	GAMES	SCHEDULE		OF SCHEDULE	RPI	RPI		RPI	RPI	
DIV. I ONLY		10-36-1	.2234	286	1-9-0		211	246	285	.40666	286	20	20
DIV. I NON-CONF.		7-15-1	.32609	239	1-0-0		268	270	280	.41358	283	24	24
TOTALS		RPI 1-25	RPI 26-50		W-L RECORDS		RPI 51-100		RPI 101-150		RPI 150+		
10-36-1	0-0-0	0-0-0		OVERALL		0-2-0		3-12-0		7-22-1			
5-18-0	0-0-0	0-0-0		HOME		0-2-0		1-5-0		4-11-0			
5-18-1	0-0-0	0-0-0		AWAY		0-0-0		2-7-0		3-11-1			
0-0-0	0-0-0	0-0-0		NEUTRAL		0-0-0		0-0-0		0-0-0			
7-15-1	0-0-0	0-0-0		NON-CONFERENCE		0-2-0		0-0-0		7-13-1			
4-7-0	0-0-0	0-0-0		HOME		0-2-0		0-0-0		4-5-0			
3-8-1	0-0-0	0-0-		AWAY		0-0-0		0-0-0		3-8-1			
0-0-0	0-0-0	0-0-0		NEUTRAL		0-0-0		0-0-0		0-0-0			
3-21-0	0-0-0	0-0-0		CONFERENCE		0-0-0		3-12-0		0-9-0			
1-11-0	0-0-0	0-0-0		HOME		0-0-0		1-5-0		0-6-0			
2-10-0	0-0-0	0-0-0		AWAY		0-0-0		2-7-0		0-3-0			
0-0-0	0-0-0	0-0-0		NEUTRAL		0-0-0		0-0-0		0-0-0			
RPI S	Opponent	Score	RPI S	Opponent	Score	RPI S	Opponent	Score	RPI S	Opponent	Score		
						69 H	Bryant	1 3	104 H	Saint Louis	2 7		
						69 H	Bryant	2 3	104 H	Saint Louis	1 9		
									104 H	Saint Louis	4 14		
									132 A	Charlotte	0 3		
									132 A	Charlotte	4 8		
									132 A	Charlotte	9 12		
									134 A	Xavier	3 4		
									134 A	Xavier	4 12		
									134 A	Xavier	3 12		
									143 H	VCU	1 8		
									143 H	VCU	2 10		
									143 H	VCU	4 1		
									148 A	Rhode Island	0 4		
									148 A	Rhode Island	6 2		
									148 A	Rhode Island	6 3		
									157 H	Buffalo	0 4		
									157 H	Buffalo	5 8		
									171 H	Butler	4 9		
									171 H	Butler	2 7		
									171 H	Butler	4 8		
									173 A	Gardner-Webb	3 8		
									173 A	Gardner-Webb	0 0		
									179 A	Miami (OH)	5 13		
									179 H	Miami (OH)	5 4		
									193 A	Toledo	2 10		
									193 H	Toledo	1 6		
									208 A	USC Upstate	3 4		
LAST 10 GAMES													
			132 A	Charlotte	9 12	261 H	George Washington	4 7	179 A	Miami (OH)	5 13		
			132 A	Charlotte	0 3	261 H	George Washington	0 12	179 H	Miami (OH)	5 4		
			132 A	Charlotte	4 8	242 A	St. Bonaventure	2 5	193 A	Toledo	2 10		
			278 H	Ohio	2 1	242 A	St. Bonaventure	1 5	193 H	Toledo	1 6		
			261 H	George Washington	5 7	242 A	St. Bonaventure	2 3	208 A	USC Upstate	3 4		

Non-Div. I Games: Baldwin Wallace 6 8

Dayton



RPI	S	Opponent	Score
209	A	UNC Greensboro	2 8
209	A	UNC Greensboro	3 2
209	A	UNC Greensboro	9 8
228	A	Wofford	3 4
228	A	Wofford	5 4
231	A	Wright St.	5 7
231	A	Wright St.	1 5
236	H	Oakland	6 0
236	H	Oakland	8 5
238	H	Bradley	3 9
242	A	St. Bonaventure	2 3
242	A	St. Bonaventure	1 5
242	A	St. Bonaventure	2 5
261	H	George Washington	4 7
261	H	George Washington	0 12
261	H	George Washington	5 7
278	H	Ohio	2 1
284	H	IPFW	10 18

Dayton



Average RPI Win:		210	WON-LOST RECORD		WINNING PCT. RANK	LAST 10 GAMES	STRENGTH OF SCHEDULE		OPP. STRENGTH OF SCHEDULE	TEAM RPI	ADJ RPI	CONF. RPI	ADJ CONF. RPI
Average RPI Loss:		158											
DIV. I ONLY		9-37-0			.19565 289	0-10-0	189		228	288	.40182 287	19	19
DIV. I NON-CONF.		6-13-0			.31579 247	0-2-0	158		230	256	.44081 255	21	21
TOTALS		RPI 1-25	RPI 26-50		W-L RECORDS		RPI 51-100		RPI 101-150		RPI 150+		
9-37-0		0-2-0	0-3-0		OVERALL		2-9-0		0-4-0		7-19-0		
8-16-0		0-0-0	0-3-0		HOME		2-5-0		0-3-0		6-5-0		
1-21-0		0-2-0	0-0-0		AWAY		0-4-0		0-1-0		1-14-0		
0-0-0		0-0-0	0-0-0		NEUTRAL		0-0-0		0-0-0		0-0-0		
6-13-0		0-2-0	0-0-0		NON-CONFERENCE		0-5-0		0-1-0		6-5-0		
6-3-0		0-0-0	0-0-0		HOME		0-1-0		0-0-0		6-2-0		
0-10-0		0-2-0	0-0-0		AWAY		0-4-0		0-1-0		0-3-0		
0-0-0		0-0-0	0-0-0		NEUTRAL		0-0-0		0-0-0		0-0-0		
3-24-0		0-0-0	0-3-0		CONFERENCE		2-4-0		0-3-0		1-14-0		
2-13-0		0-0-0	0-3-0		HOME		2-4-0		0-3-0		0-3-0		
1-11-0		0-0-0	0-0-0		AWAY		0-0-0		0-0-0		1-11-0		
0-0-0		0-0-0	0-0-0		NEUTRAL		0-0-0		0-0-0		0-0-0		
RPI S	Opponent	Score	RPI S	Opponent	Score	RPI S	Opponent	Score	RPI S	Opponent	Score		
1 A	Vanderbilt	3 10	36 H	Austin Peay	5 9	70 A	Southeastern La.	3 9	103 H	Tennessee Tech	8 13		
19 A	Ole Miss	2 15	36 H	Austin Peay	0 8	70 A	Southeastern La.	4 5	103 H	Tennessee Tech	1 3		
			36 H	Austin Peay	1 5	70 A	Southeastern La.	3 5	103 H	Tennessee Tech	5 8		
						75 A	Central Ark.	8 16	137 A	Arkansas St.	0 9		
						85 H	Memphis	4 18	175 A	Southern Ill.	6 7		
						91 H	Belmont	2 11	175 H	Southern Ill.	4 8		
						91 H	Belmont	9 8	187 A	Evansville	1 6		
						91 H	Belmont	0 4	187 H	Evansville	8 3		
						100 H	Jacksonville St.	5 10	203 A	Lipscomb	3 12		
						100 H	Jacksonville St.	5 3	203 H	Lipscomb	4 3		
						100 H	Jacksonville St.	2 20	206 A	Eastern Ky.	5 1		
									206 A	Eastern Ky.	4 30		
									206 A	Eastern Ky.	3 7		
									247 A	Southeast Mo. St.	5 8		
									247 A	Southeast Mo. St.	6 9		
									247 A	Southeast Mo. St.	2 7		
									252 H	North Dakota St.	3 2		
									252 H	North Dakota St.	0 5		
									258 A	Murray St.	4 5		
									258 A	Murray St.	13 15		
									258 A	Murray St.	7 11		
									266 A	SIU Edwardsville	2 3		
									266 A	SIU Edwardsville	1 10		
									266 A	SIU Edwardsville	3 5		
									270 H	Morehead St.	3 7		
									270 H	Morehead St.	6 11		
									270 H	Morehead St.	1 3		
			LAST 10 GAMES										
			36 H	Austin Peay	0 8	266 A	SIU Edwardsville	1 10	266 A	SIU Edwardsville	1 10		
			36 H	Austin Peay	1 5	266 A	SIU Edwardsville	3 5	266 A	SIU Edwardsville	3 5		
			36 H	Austin Peay	5 9	75 A	Central Ark.	8 16	270 H	Morehead St.	3 7		
			203 A	Lipscomb	3 12	270 H	Morehead St.	6 11	270 H	Morehead St.	6 11		
			266 A	SIU Edwardsville	2 3	270 H	Morehead St.	3 7	270 H	Morehead St.	1 3		

Non-Div. I Games: Mid-Continent 14 9

UT Martin



RPI	S	Opponent	Score	
284	H	IPFW	5	4
284	H	IPFW	4	3
284	H	IPFW	1	0

UT Martin

U  
T  
M  
a  
r  
t  
i  
n

U  
T  
M  
a  
r  
t  
i  
n



[illegible]

**Non-Div. I Games:**

Lafayette



RPI	S	Opponent	Score	
240	A	Navy	0	1
240	A	Navy	2	7
240	A	Navy	3	4
257	A	Bucknell	0	4
257	A	Bucknell	7	14
257	A	Bucknell	9	0
257	A	Bucknell	4	3
274	H	Lehigh	4	7
274	H	Lehigh	0	8
274	H	Lehigh	10	5
274	H	Lehigh	10	6
297	A	UMES	3	10
297	A	UMES	15	1
297	A	UMES	4	5
297	A	UMES	7	6

Lafayette

L  
a  
f  
a  
y  
e  
t  
t  
e

L  
a  
f  
a  
y  
e  
t  
t  
e



Average RPI Win: 279		WON-LOST RECORD		WINNING PCT. RANK		LAST 10 GAMES		STRENGTH OF SCHEDULE		OPP. STRENGTH OF SCHEDULE		TEAM RPI		ADJ RPI		CONF. RPI		ADJ CONF. RPI	
DIV. I ONLY		15-39-0		.27778 275		3-7-0		282		266		290		.39809 289		32		32	
DIV. I NON-CONF.		0-27-0		0 297		0-3-0		177		40		294		.37613 294		31		32	
TOTALS		RPI 1-25		RPI 26-50		W-L RECORDS		RPI 51-100		RPI 101-150		RPI 150+							
15-39-0		0-2-0		0-6-0		OVERALL		0-6-0		0-2-0		15-23-0							
8-8-0		0-0-0		0-0-0		HOME		0-0-0		0-0-0		8-8-0							
4-27-0		0-2-0		0-4-0		AWAY		0-6-0		0-1-0		4-14-0							
3-4-0		0-0-0		0-2-0		NEUTRAL		0-0-0		0-1-0		3-1-0							
0-27-0		0-2-0		0-6-0		NON-CONFERENCE		0-6-0		0-2-0		0-11-0							
0-2-0		0-0-0		0-0-0		HOME		0-0-0		0-0-0		0-2-0							
0-21-0		0-2-0		0-0-		AWAY		0-6-0		0-1-0		0-8-0							
0-4-0		0-0-0		0-2-0		NEUTRAL		0-0-0		0-1-0		0-1-0							
15-12-0		0-0-0		0-0-0		CONFERENCE		0-0-0		0-0-0		15-12-0							
8-6-0		0-0-0		0-0-0		HOME		0-0-0		0-0-0		8-6-0							
4-6-0		0-0-0		0-0-0		AWAY		0-0-0		0-0-0		4-6-0							
3-0-0		0-0-0		0-0-0		NEUTRAL		0-0-0		0-0-0		3-0-0							
RPI S	Opponent		Score		RPI S	Opponent		Score		RPI S	Opponent		Score		RPI S	Opponent		Score	
4 A	LSU		3	7	33 A	Oklahoma St.		3	11	65 A	South Fla.		2	3	116 A	Southern Miss.		2	7
10 A	Mississippi St.		6	7	33 A	Oklahoma St.		1	8	65 A	South Fla.		7	15	140 N	Missouri St.		1	8
					35 N	Wake Forest		2	17	65 A	South Fla.		0	12	161 A	Indiana St.		1	10
					35 N	Wake Forest		0	3	98 A	Tennessee		6	13	161 A	Indiana St.		2	14
					43 A	Alabama		3	7	98 A	Tennessee		0	16	161 A	Indiana St.		4	5
					43 A	Alabama		2	3	98 A	Tennessee		4	12	168 N	Eastern Ill.		0	2
															181 H	South Dakota St.		4	18
															181 H	South Dakota St.		2	10
															202 A	La.-Monroe		0	12
															202 A	La.-Monroe		3	7
															244 A	Alabama St.		9	7
															244 A	Alabama St.		2	5
															244 A	Alabama St.		3	2
															244 H	Alabama St.		7	6
															244 H	Alabama St.		5	14
															244 H	Alabama St.		7	4
															249 A	Louisiana Tech		1	9
															260 A	Ark.-Pine Bluff		1	13
															260 H	Ark.-Pine Bluff		3	10
															264 A	Jackson St.		2	5
															264 A	Jackson St.		2	5
															264 A	Jackson St.		5	6
															264 H	Jackson St.		6	4
															264 H	Jackson St.		3	12
															264 H	Jackson St.		9	15
															273 A	New Orleans		5	7
															273 A	New Orleans		5	6
				LAST 10 GAMES															

Non-Div. I Games:

Alcorn



RPI	S	Opponent	Score	
285	H	Grambling	16	14
294	A	Alabama A&M	8	0
294	A	Alabama A&M	11	5
294	A	Alabama A&M	6	10
294	H	Alabama A&M	7	6
294	H	Alabama A&M	13	15
294	H	Alabama A&M	8	7
298	H	Mississippi Val.	10	0
298	H	Mississippi Val.	2	1
298	H	Mississippi Val.	10	11
298	N	Mississippi Val.	9	1
298	N	Mississippi Val.	5	3
298	N	Mississippi Val.	8	3

Alcorn



Average RPI Win:	267	WON-LOST	WINNING	LAST 10	STRENGTH OF	OPP. STRENGTH	TEAM	ADJ	CONF.	ADJ CONF.			
Average RPI Loss:	220	RECORD	PCT. RANK	GAMES	SCHEDULE	OF SCHEDULE	RPI	RPI	RPI	RPI			
DIV. I ONLY		16-31-0	.34043	252	4-6-0	291	296	291	.39411	290	29	29	
DIV. I NON-CONF.		5-16-0	.2381	268	0-4-0	254	298	293	.39272	292	29	28	
<hr/>													
TOTALS	RPI 1-25	RPI 26-50		W-L RECORDS		RPI 51-100		RPI 101-150		RPI 150+			
16-31-0	0-0-0	0-0-0		OVERALL		1-4-0		0-0-0		15-27-0			
9-11-0	0-0-0	0-0-0		HOME		0-0-0		0-0-0		9-11-0			
7-16-0	0-0-0	0-0-0		AWAY		1-4-0		0-0-0		6-12-0			
0-4-0	0-0-0	0-0-0		NEUTRAL		0-0-0		0-0-0		0-4-0			
5-16-0	0-0-0	0-0-0		NON-CONFERENCE		1-4-0		0-0-0		4-12-0			
3-5-0	0-0-0	0-0-0		HOME		0-0-0		0-0-0		3-5-0			
2-7-0	0-0-0	0-0-		AWAY		1-4-0		0-0-0		1-3-0			
0-4-0	0-0-0	0-0-0		NEUTRAL		0-0-0		0-0-0		0-4-0			
11-15-0	0-0-0	0-0-0		CONFERENCE		0-0-0		0-0-0		11-15-0			
6-6-0	0-0-0	0-0-0		HOME		0-0-0		0-0-0		6-6-0			
5-9-0	0-0-0	0-0-0		AWAY		0-0-0		0-0-0		5-9-0			
0-0-0	0-0-0	0-0-0		NEUTRAL		0-0-0		0-0-0		0-0-0			
RPI	S	Opponent	Score	RPI	S	Opponent	Score	RPI	S	Opponent	Score		
						64 A	Pittsburgh	6	3	153 A	Richmond	0	13
						64 A	Pittsburgh	4	10	184 A	Georgetown	5	6
						86 A	Arizona	1	14	184 H	Georgetown	6	13
						86 A	Arizona	0	16	185 A	Delaware St.	0	6
						86 A	Arizona	9	13	185 A	Delaware St.	0	12
										185 A	Delaware St.	2	10
										185 H	Delaware St.	4	8
										185 H	Delaware St.	0	7
										185 H	Delaware St.	1	3
										240 A	Navy	10	8
										240 H	Navy	7	6
										250 A	N.C. Central	1	2
										250 A	N.C. Central	1	11
										255 N	Saint Peter's	2	9
										265 A	Norfolk St.	2	1
										265 A	Norfolk St.	5	9
										265 A	Norfolk St.	0	6
										265 H	Norfolk St.	9	6
										265 H	Norfolk St.	0	4
										265 H	Norfolk St.	4	1
										265 H	Norfolk St.	3	1
										265 H	Norfolk St.	4	5
										265 H	Norfolk St.	4	7
						272 H	UMBC	0	6	272 A	UMBC	1	2
						265 H	Norfolk St.	0	4	272 H	UMBC	0	6
						265 H	Norfolk St.	4	1	274 H	Lehigh	4	9
						265 H	Norfolk St.	3	1	274 H	Lehigh	0	1
						184 A	Georgetown	5	6				

**Non-Div. I Games:**

Coppin St.



RPI	S	Opponent	Score	
274	H	Lehigh	1	7
277	N	NJIT	2	13
277	N	NJIT	3	4
277	N	NJIT	1	10
293	H	NYIT	4	1
293	H	NYIT	10	7
297	A	UMES	2	3
297	A	UMES	5	4
297	A	UMES	7	0
297	A	UMES	7	6
297	A	UMES	0	3
297	A	UMES	6	2
297	H	UMES	7	3
297	H	UMES	5	3
297	H	UMES	3	1

C  
o  
p  
p  
i  
n  
s  
t  
.

C  
o  
p  
p  
i  
n  
s  
t  
.







RPI	S	Opponent	Score	
256	A	Villanova	1	3
256	A	Villanova	2	5
263	A	Fairfield	3	16
263	A	Fairfield	3	17
263	A	Fairfield	0	4
269	A	Fordham	7	4
269	A	Fordham	3	4
274	N	Lehigh	4	1
274	N	Lehigh	3	4
295	A	Mt. St. Mary's	7	10
295	A	Mt. St. Mary's	5	10
295	A	Mt. St. Mary's	5	4

I  
o  
n  
a

I  
o  
n  
a

Iona

Page 506



Average RPI Win:	265		WON-LOST RECORD	WINNING PCT. RANK	LAST 10 GAMES		STRENGTH OF SCHEDULE	OPP. STRENGTH OF SCHEDULE	TEAM RPI	ADJ RPI	CONF. RPI	ADJ CONF. RPI			
DIV. I ONLY		15-23-0	.39474	220	4-6-0		296	289	287	.39116	292	32	32		
DIV. I NON-CONF.		0-7-0	0	297	0-2-0		40	112	289	.38682	293	31	32		
<hr/>															
TOTALS		RPI 1-25		RPI 26-50		W-L RECORDS		RPI 51-100		RPI 101-150		RPI 150+			
15-23-0		0-0-0		0-1-0		OVERALL		0-3-0		0-1-0		15-18-0			
7-6-0		0-0-0		0-0-0		HOME		0-0-0		0-0-0		7-6-0			
5-13-0		0-0-0		0-1-0		AWAY		0-3-0		0-1-0		5-6-0			
3-4-0		0-0-0		0-0-0		NEUTRAL		0-0-0		0-0-0		3-4-0			
0-7-0		0-0-0		0-1-0		NON-CONFERENCE		0-3-0		0-1-0		0-2-0			
0-1-0		0-0-0		0-0-0		HOME		0-0-0		0-0-0		0-1-0			
0-6-0		0-0-0		0-0-		AWAY		0-3-0		0-1-0		0-1-0			
0-0-0		0-0-0		0-0-0		NEUTRAL		0-0-0		0-0-0		0-0-0			
15-16-0		0-0-0		0-0-0		CONFERENCE		0-0-0		0-0-0		15-16-0			
7-5-0		0-0-0		0-0-0		HOME		0-0-0		0-0-0		7-5-0			
5-7-0		0-0-0		0-0-0		AWAY		0-0-0		0-0-0		5-7-0			
3-4-0		0-0-0		0-0-0		NEUTRAL		0-0-0		0-0-0		3-4-0			
RPI	S	Opponent	Score	RPI	S	Opponent	Score	RPI	S	Opponent	Score	RPI	S	Opponent	Score
				49	A	Texas A&M	2 8	51	A	Sam Houston St.	8 12	131	A	Texas St.	7 13
								68	A	Texas	0 1	229	A	Houston Baptist	3 4
								99	A	Lamar	1 7	229	H	Houston Baptist	4 14
												239	A	Texas Southern	6 2
												239	A	Texas Southern	11 2
												239	A	Texas Southern	8 6
												239	H	Texas Southern	0 13
												239	H	Texas Southern	6 3
												239	H	Texas Southern	11 6
												239	N	Texas Southern	0 9
												244	N	Alabama St.	2 9
												260	A	Ark.-Pine Bluff	4 7
												260	A	Ark.-Pine Bluff	8 5
												260	A	Ark.-Pine Bluff	4 5
												260	H	Ark.-Pine Bluff	3 5
												260	H	Ark.-Pine Bluff	3 2
												260	H	Ark.-Pine Bluff	6 0
												268	A	Southern U.	3 5
												268	A	Southern U.	9 2
												268	A	Southern U.	5 7
												268	H	Southern U.	3 2
												268	H	Southern U.	1 3
												268	H	Southern U.	2 8
												268	N	Southern U.	4 5
												285	A	Grambling	1 9
												285	A	Grambling	2 8
												285	A	Grambling	0 10
<hr/>															
Non-Div. I Games:		Huston-Tillotson	9 0	Jarvis Christian	5 2	Texas Col.	11 7	Texas Col.	4 1	Prairie View	4 6				
		Texas Col.	2 1	Huston-Tillotson	14 11	Huston-Tillotson	5 10	Texas Col.							



Non-Div. I Games:      Jarvis Christian      5      3      Huston-Tillotson      4      3

RPI	S	Opponent	Score	
285	H	Grambling	7	5
285	H	Grambling	1	11
285	H	Grambling	3	1
298	N	Mississippi Val.	14	11
298	N	Mississippi Val.	5	3
298	N	Mississippi Val.	6	7
298	N	Mississippi Val.	16	3

P  
r  
a  
i  
r  
i  
e  
V  
i  
e  
w

P  
r  
a  
i  
r  
i  
e  
V  
i  
e  
w

Prairie View



NYIT

NYIT



RPI	S	Opponent	Score	
229	A	Houston Baptist	8	4
229	A	Houston Baptist	0	8
229	A	Houston Baptist	3	0
241	H	North Dakota	12	5
241	H	North Dakota	2	1
241	H	North Dakota	0	5
241	H	North Dakota	1	16
245	A	Cincinnati	3	8
245	A	Cincinnati	3	17
245	A	Cincinnati	0	12
269	A	Fordham	5	8
277	A	NJIT	5	6
277	A	NJIT	5	6
277	N	NJIT	4	10
277	N	NJIT	1	11
281	A	Fairleigh Dickinson	4	10
281	A	Fairleigh Dickinson	6	2
281	A	Fairleigh Dickinson	2	1
290	A	Coppin St.	7	10
290	A	Coppin St.	1	4
296	A	Chicago St.	9	6
296	A	Chicago St.	1	3
296	A	Chicago St.	2	5
296	A	Chicago St.	15	7

NYIT



Average RPI Win: 282		WON-LOST RECORD		WINNING PCT. RANK		LAST 10 GAMES		STRENGTH OF SCHEDULE		OPP. STRENGTH OF SCHEDULE		TEAM RPI		ADJ RPI		CONF. RPI		ADJ CONF. RPI	
DIV. I ONLY		8-38-0		.17391 291		5-5-0		262		295		293		.37267 294		32		32	
DIV. I NON-CONF.		2-22-0		.08333 293		0-3-0		129		272		292		.39504 291		31		32	
TOTALS		RPI 1-25		RPI 26-50		W-L RECORDS		RPI 51-100		RPI 101-150		RPI 150+							
8-38-0		0-0-0		0-4-0		OVERALL		0-0-0		0-3-0		8-31-0							
4-13-0		0-0-0		0-0-0		HOME		0-0-0		0-1-0		4-12-0							
4-25-0		0-0-0		0-4-0		AWAY		0-0-0		0-2-0		4-17-0							
0-0-0		0-0-0		0-0-0		NEUTRAL		0-0-0		0-0-0		0-0-0							
2-22-0		0-0-0		0-4-0		NON-CONFERENCE		0-0-0		0-3-0		2-15-0							
1-5-0		0-0-0		0-0-0		HOME		0-0-0		0-1-0		1-4-0							
1-17-0		0-0-0		0-0-		AWAY		0-0-0		0-2-0		1-11-0							
0-0-0		0-0-0		0-0-0		NEUTRAL		0-0-0		0-0-0		0-0-0							
6-16-0		0-0-0		0-0-0		CONFERENCE		0-0-0		0-0-0		6-16-0							
3-8-0		0-0-0		0-0-0		HOME		0-0-0		0-0-0		3-8-0							
3-8-0		0-0-0		0-0-0		AWAY		0-0-0		0-0-0		3-8-0							
0-0-0		0-0-0		0-0-0		NEUTRAL		0-0-0		0-0-0		0-0-0							
RPI	S	Opponent	Score	RPI	S	Opponent	Score	RPI	S	Opponent	Score	RPI	S	Opponent	Score				
				39	A	Troy	1 13			103	A	Tennessee Tech	5	12					
				39	A	Troy	7 15			103	H	Tennessee Tech	6	8					
				44	A	Arkansas	2 20			145	A	Georgia St.	0	20					
				44	A	Arkansas	0 13			156	A	New Mexico St.	3	30					
										156	A	New Mexico St.	4	24					
										156	A	New Mexico St.	3	5					
										156	A	New Mexico St.	6	20					
										161	H	Indiana St.	5	12					
										170	A	Samford	1	12					
										170	H	Samford	6	7					
										194	A	Savannah St.	5	10					
										194	A	Savannah St.	0	7					
										194	A	Savannah St.	7	8					
										203	A	Lipscomb	6	4					
										244	A	Alabama St.	4	10					
										244	A	Alabama St.	6	9					
										244	A	Alabama St.	2	12					
										244	H	Alabama St.	8	18					
										244	H	Alabama St.	3	8					
										244	H	Alabama St.	6	16					
										258	A	Murray St.	1	11					
										258	A	Murray St.	1	5					
										258	A	Murray St.	4	16					
				298	A	Mississippi Val.	15 3			298	H	Mississippi Val.	8 6						
				298	A	Mississippi Val.	12 11			298	H	Mississippi Val.	5 4						
				289	A	Alcorn	7 8			103	A	Tennessee Tech	5 12						
				289	A	Alcorn	15 13			258	A	Murray St.	1 5						
				289	A	Alcorn	6 7			258	A	Murray St.	4 16						

Non-Div. I Games: North Ala. 1 6

Alabama A&amp;M



Alabama A&M



Average RPI Win: 242		WON-LOST	WINNING	LAST 10	STRENGTH OF		OPP. STRENGTH	TEAM	ADJ	CONF.	ADJ CONF.
Average RPI Loss: 192		RECORD	PCT. RANK	GAMES	SCHEDULE		OF SCHEDULE	RPI	RPI	RPI	RPI
DIV. I ONLY		10-34-0	.22727	284	284		264	295	.37136	295	26
DIV. I NON-CONF.		5-11-0	.3125	249	297		275	295	.37443	295	27
TOTALS		RPI 1-25	RPI 26-50		W-L RECORDS		RPI 51-100		RPI 101-150		RPI 150+
10-34-0		0-0-0	1-0-0		OVERALL		0-6-0		0-5-0		9-23-0
7-16-0		0-0-0	0-0-0		HOME		0-0-0		0-5-0		7-11-0
2-12-0		0-0-0	1-0-0		AWAY		0-4-0		0-0-0		1-8-0
1-6-0		0-0-0	0-0-0		NEUTRAL		0-2-0		0-0-0		1-4-0
5-11-0		0-0-0	1-0-0		NON-CONFERENCE		0-2-0		0-1-0		4-8-0
3-4-0		0-0-0	0-0-0		HOME		0-0-0		0-1-0		3-3-0
1-1-0		0-0-0	1-0-		AWAY		0-0-0		0-0-0		0-1-0
1-6-0		0-0-0	0-0-0		NEUTRAL		0-2-0		0-0-0		1-4-0
5-23-0		0-0-0	0-0-0		CONFERENCE		0-4-0		0-4-0		5-15-0
4-12-0		0-0-0	0-0-0		HOME		0-0-0		0-4-0		4-8-0
1-11-0		0-0-0	0-0-0		AWAY		0-4-0		0-0-0		1-7-0
0-0-0		0-0-0	0-0-0		NEUTRAL		0-0-0		0-0-0		0-0-0
RPI S	Opponent	Score	RPI S	Opponent	Score	RPI S	Opponent	Score	RPI S	Opponent	Score
			26 A	Maryland	2 1	58 N	Ohio St.	2 13	117 H	Towson	7 12
						58 N	Ohio St.	4 13	139 H	Monmouth	4 15
						69 A	Bryant	3 7	139 H	Monmouth	2 7
						69 A	Bryant	2 5	139 H	Monmouth	1 13
						69 A	Bryant	1 8	139 H	Monmouth	7 13
						69 A	Bryant	0 6	154 N	Michigan	7 8
									164 H	Sacred Heart	1 7
									164 H	Sacred Heart	6 9
									164 H	Sacred Heart	2 6
									164 H	Sacred Heart	5 7
									237 A	Wagner	10 4
									237 A	Wagner	7 8
									237 A	Wagner	5 9
									237 A	Wagner	4 8
									242 N	St. Bonaventure	5 6
									242 N	St. Bonaventure	7 9
									242 N	St. Bonaventure	14 8
									248 H	Quinnipiac	2 3
									248 H	Quinnipiac	2 0
									248 H	Quinnipiac	6 4
									248 H	Quinnipiac	8 18
									253 N	Air Force	3 7
									259 A	LIU Brooklyn	6 7
									259 A	LIU Brooklyn	1 2
									259 A	LIU Brooklyn	3 10
									259 A	LIU Brooklyn	3 8
									272 A	UMBC	3 5
LAST 10 GAMES											
			164 H	Sacred Heart	6 9	237 A	Wagner	7 8	259 A	LIU Brooklyn	6 7
			164 H	Sacred Heart	1 7	237 A	Wagner	10 4	259 A	LIU Brooklyn	1 2
			164 H	Sacred Heart	2 6	237 A	Wagner	4 8	259 A	LIU Brooklyn	3 10
			164 H	Sacred Heart	5 7	281 H	Fairleigh Dickinson	7 10	259 A	LIU Brooklyn	3 8
			237 A	Wagner	5 9	281 H	Fairleigh Dickinson	17 0	272 A	UMBC	3 5

Non-Div. I Games:

Mt. St. Mary's



RPI	S	Opponent	Score	
272	H	UMBC	1	3
274	H	Lehigh	9	8
274	H	Lehigh	9	10
281	H	Fairleigh Dickinson	7	10
281	H	Fairleigh Dickinson	4	10
281	H	Fairleigh Dickinson	17	0
281	H	Fairleigh Dickinson	7	1
291	H	Iona	10	5
291	H	Iona	10	7
291	H	Iona	4	5

Mt. St. Mary's

M  
t  
.  
S  
t  
.  
M  
a  
r  
y  
'  
s

M  
t  
.  
S  
t  
.  
M  
a  
r  
y  
'  
s



Average RPI Win:	255	WON-LOST RECORD	WINNING PCT. RANK	LAST 10 GAMES		STRENGTH OF SCHEDULE	OPP. STRENGTH OF SCHEDULE	TEAM RPI	ADJ RPI	CONF. RPI	ADJ CONF. RPI
DIV. I ONLY		5-40-0	.11111 297	1-9-0		280	291	296	.35053 296	30	30
DIV. I NON-CONF.		1-20-0	.04762 295	0-2-0		239	287	296	.3608 296	28	30
TOTALS	RPI 1-25		RPI 26-50	W-L RECORDS		RPI 51-100			RPI 101-150		RPI 150+
5-40-0	0-0-0		0-0-0	OVERALL		0-0-0			0-4-0		5-36-0
3-9-0	0-0-0		0-0-0	HOME		0-0-0			0-0-0		3-9-0
2-25-0	0-0-0		0-0-0	AWAY		0-0-0			0-1-0		2-24-0
0-6-0	0-0-0		0-0-0	NEUTRAL		0-0-0			0-3-0		0-3-0
1-20-0	0-0-0		0-0-0	NON-CONFERENCE		0-0-0			0-4-0		1-16-0
0-0-0	0-0-0		0-0-0	HOME		0-0-0			0-0-0		0-0-0
1-14-0	0-0-0		0-0-	AWAY		0-0-0			0-1-0		1-13-0
0-6-0	0-0-0		0-0-0	NEUTRAL		0-0-0			0-3-0		0-3-0
4-20-0	0-0-0		0-0-0	CONFERENCE		0-0-0			0-0-0		4-20-0
3-9-0	0-0-0		0-0-0	HOME		0-0-0			0-0-0		3-9-0
1-11-0	0-0-0		0-0-0	AWAY		0-0-0			0-0-0		1-11-0
0-0-0	0-0-0		0-0-0	NEUTRAL		0-0-0			0-0-0		0-0-0
RPI S Opponent Score			RPI S Opponent Score			RPI S Opponent Score			RPI S Opponent Score		
									122 A Milwaukee	3	4
									123 N Northeastern	3	10
									150 N Maine	7	13
									150 N Maine	5	9
									165 A Northwestern	1	3
									165 A Northwestern	1	3
									184 N Georgetown	5	8
									190 N Central Mich.	0	6
									201 A Valparaiso	2	5
									204 A Utah Valley	3	8
									204 A Utah Valley	2	3
									204 A Utah Valley	8	15
									204 A Utah Valley	3	15
									205 H Northern Colo.	0	1
									205 H Northern Colo.	7	4
									205 H Northern Colo.	1	5
									205 H Northern Colo.	3	8
									207 A La Salle	0	7
									207 A La Salle	6	1
									223 A Tex.-Pan American	0	6
									223 A Tex.-Pan American	0	7
									223 A Tex.-Pan American	1	10
									223 A Tex.-Pan American	1	7
									229 H Houston Baptist	5	10
									229 H Houston Baptist	2	4
									229 H Houston Baptist	2	13
									229 H Houston Baptist	0	3
									229 H Houston Baptist	0	3
									122 A Milwaukee	3	4

<b>Non-Div. I Games:</b>	<b>Muskingum</b>	<b>11</b>	<b>1</b>	<b>Holy Cross (IN)</b>	<b>5</b>	<b>2</b>
--------------------------	------------------	-----------	----------	------------------------	----------	----------

Chicago St.



RPI	S	Opponent	Score	
230	A	Ill.-Chicago	0	6
242	N	St. Bonaventure	3	16
243	A	St. Mary's (CA)	0	15
243	A	St. Mary's (CA)	5	7
243	A	St. Mary's (CA)	2	3
244	A	Alabama St.	2	14
244	A	Alabama St.	2	11
244	A	Alabama St.	0	14
251	A	Western Mich.	1	12
256	A	Villanova	2	8
277	A	NJIT	11	7
277	A	NJIT	1	2
277	A	NJIT	2	4
277	A	NJIT	3	5
293	H	NYIT	6	9
293	H	NYIT	3	1
293	H	NYIT	7	15
293	H	NYIT	5	2

Chicago St.

C  
h  
i  
c  
a  
g  
o  
s  
t  
.

C  
h  
i  
c  
a  
g  
o  
s  
t  
.



U  
M  
E  
S

UMES



U  
M  
E  
S

RPI	S	Opponent	Score	
265	A	Norfolk St.	0	5
265	A	Norfolk St.	2	6
265	A	Norfolk St.	8	6
265	H	Norfolk St.	2	8
265	H	Norfolk St.	6	7
265	H	Norfolk St.	6	5
272	A	UMBC	5	8
272	H	UMBC	1	3
274	H	Lehigh	4	8
274	H	Lehigh	2	13
288	H	Lafayette	5	4
288	H	Lafayette	1	15
288	H	Lafayette	10	3
288	H	Lafayette	6	7
290	A	Coppin St.	1	3
290	A	Coppin St.	3	5
290	A	Coppin St.	3	7
290	H	Coppin St.	2	6
290	H	Coppin St.	3	0
290	H	Coppin St.	4	5
290	H	Coppin St.	6	7
290	H	Coppin St.	0	7
290	H	Coppin St.	3	2

U  
M  
E  
S

UMES



[illegible]



**MISSISSIPPI VAL.**

M  
i  
s  
s  
i  
s  
s  
i  
p  
p  
i  
v  
a  
l  
.

Mississippi Val.