

Average RPI Win:		83	WON-LOST RECORD		WINNING PCT. RANK		LAST 10 GAMES		STRENGTH OF SCHEDULE		OPP. STRENGTH OF SCHEDULE		TEAM RPI		ADJ RPI		CONF. RPI		ADJ CONF. RPI				
DIV. I ONLY			38-4-0		.90476 1		8-2-0		55		3		1		.64081 1		4		4				
DIV. I NON-CONF.			16-1-0		.94118 2		0-0-0		103		24		2		.62886 2		3		3				
TOTALS		RPI 1-25		RPI 26-50		W-L RECORDS		RPI 51-100		RPI 101-150		RPI 150+											
38-4-0		8-0-0		2-0-0		OVERALL		17-3-0		6-0-0		5-1-0											
19-1-0		3-0-0		0-0-0		HOME		9-1-0		4-0-0		3-0-0											
12-2-0		3-0-0		0-0-0		AWAY		8-2-0		0-0-0		1-0-0											
7-1-0		2-0-0		2-0-0		NEUTRAL		0-0-0		2-0-0		1-1-0											
16-1-0		2-0-0		2-0-0		NON-CONFERENCE		1-0-0		6-0-0		5-1-0											
7-0-0		0-0-0		0-0-0		HOME		0-0-0		4-0-0		3-0-0											
2-0-0		0-0-0		0-0-		AWAY		1-0-0		0-0-0		1-0-0											
7-1-0		2-0-0		2-0-0		NEUTRAL		0-0-0		2-0-0		1-1-0											
22-3-0		6-0-0		0-0-0		CONFERENCE		16-3-0		0-0-0		0-0-0											
12-1-0		3-0-0		0-0-0		HOME		9-1-0		0-0-0		0-0-0											
10-2-0		3-0-0		0-0-0		AWAY		7-2-0		0-0-0		0-0-0											
0-0-0		0-0-0		0-0-0		NEUTRAL		0-0-0		0-0-0		0-0-0											
RPI	S	Opponent		Score		RPI	S	Opponent		Score		RPI	S	Opponent		Score							
10	A	Stanford		3 1		41	N	Nebraska		5 2		53	A	UCLA		2 1							
10	A	Stanford		7 0		41	N	Nebraska		10 1		53	A	UCLA		1 7							
10	A	Stanford		15 7								53	A	UCLA		4 2							
15	H	Arizona		11 7								58	H	Utah		5 4							
15	H	Arizona		4 3								58	H	Utah		5 1							
15	H	Arizona		5 4								58	H	Utah		5 4							
23	N	Indiana		1 0								67	A	Saint Mary's (CA)		4 3							
23	N	Indiana		4 1								68	A	Washington		5 2							
												68	A	Washington		2 3							
												68	A	Washington		3 0							
												72	H	California		11 10							
												72	H	California		10 2							
												72	H	California		8 0							
												75	H	Oregon		4 1							
												85	A	Arizona St.		2 0							
												85	A	Arizona St.		10 1							
												85	A	Arizona St.		4 0							
												100	H	Southern California		3 1							
												100	H	Southern California		5 7							
												100	H	Southern California		10 1							
LAST 10 GAMES																							
72 H California						10 2						100 H Southern California						5 7					
72 H California						11 10						100 H Southern California						3 1					
72 H California						8 0						53 A UCLA						2 1					
75 H Oregon						4 1						53 A UCLA						1 7					
100 H Southern California						10 1						53 A UCLA						4 2					

Non-Div. I Games:

Oregon St.

Average RPI Win:		82	WON-LOST RECORD		WINNING PCT. RANK	LAST 10 GAMES		STRENGTH OF SCHEDULE		OPP. STRENGTH OF SCHEDULE		TEAM RPI	ADJ RPI	CONF. RPI	ADJ CONF. RPI				
DIV. I ONLY		39-9-0		.8125	3	9-1-0		9		8		2	.62429	2	3	3			
DIV. I NON-CONF.		20-4-0		.83333	10	5-0-0		18		28		5	.60652	5	4	4			
TOTALS		RPI 1-25		RPI 26-50		W-L RECORDS		RPI 51-100		RPI 101-150		RPI 150+							
39-9-0		10-1-0		6-4-0		OVERALL		11-3-0		4-1-0		8-0-0							
27-7-0		9-1-0		3-4-0		HOME		5-2-0		2-0-0		8-0-0							
11-2-0		0-0-0		3-0-0		AWAY		6-1-0		2-1-0		0-0-0							
1-0-0		1-0-0		0-0-0		NEUTRAL		0-0-0		0-0-0		0-0-0							
20-4-0		5-0-0		1-3-0		NON-CONFERENCE		4-1-0		2-0-0		8-0-0							
18-4-0		4-0-0		1-3-0		HOME		3-1-0		2-0-0		8-0-0							
1-0-0		0-0-0		0-0-		AWAY		1-0-0		0-0-0		0-0-0							
1-0-0		1-0-0		0-0-0		NEUTRAL		0-0-0		0-0-0		0-0-0							
19-5-0		5-1-0		5-1-0		CONFERENCE		7-2-0		2-1-0		0-0-0							
9-3-0		5-1-0		2-1-0		HOME		2-1-0		0-0-0		0-0-0							
10-2-0		0-0-0		3-0-0		AWAY		5-1-0		2-1-0		0-0-0							
0-0-0		0-0-0		0-0-0		NEUTRAL		0-0-0		0-0-0		0-0-0							
RPI	S	Opponent		Score		RPI	S	Opponent		Score		RPI	S	Opponent		Score			
7	H	Clemson		5	1	27	A	Florida St.		3	1	54	A	Georgia Tech		6	5		
7	H	Clemson		5	4	27	A	Florida St.		9	7	54	A	Georgia Tech		2	4		
7	H	Clemson		3	2	27	A	Florida St.		5	2	54	A	Georgia Tech		7	4		
8	H	Kentucky		5	4	28	H	Long Beach St.		8	5	56	H	Liberty		2	5		
8	H	Kentucky		3	1	28	H	Long Beach St.		1	4	64	H	Coastal Caro.		7	6		
8	H	Kentucky		6	5	28	H	Long Beach St.		2	5	74	H	Miami (FL)		7	2		
9	H	Virginia		1	2	31	H	St. John's (NY)		4	5	74	H	Miami (FL)		6	3		
9	H	Virginia		9	4	48	H	North Carolina St.		2	4	74	H	Miami (FL)		2	6		
9	H	Virginia		12	2	48	H	North Carolina St.		7	2	80	H	Winthrop		11	0		
24	N	South Carolina		20	5	48	H	North Carolina St.		7	1	84	A	East Carolina		6	2		
25	H	Maryland		9	2							84	H	East Carolina		3	2		
												87	A	Boston College		17	7		
												87	A	Boston College		15	3		
												87	A	Boston College		16	4		
LAST 10 GAMES																			
199	H	UNC Asheville		16	4	7	H	Clemson		5	1	222	H	Campbell		7	1		
148	H	Davidson		7	6	112	A	Pittsburgh		9	11	188	H	Elon		11	2		
254	H	Richmond		5	4							112	A	Pittsburgh		3	1		
		7 H Clemson		3	2														
		7 H Clemson		5	4														

Non-Div. I Games:

North Carolina

Average RPI Win:		92	WON-LOST RECORD		WINNING PCT. RANK		LAST 10 GAMES		STRENGTH OF SCHEDULE		OPP. STRENGTH OF SCHEDULE		TEAM RPI		ADJ RPI		CONF. RPI		ADJ CONF. RPI					
DIV. I ONLY			39-13-0		.75		11		6-4-0		23		9		3		.61406		3		1		1	
DIV. I NON-CONF.			26-5-0		.83871		9		2-1-0		57		23		3		.61317		3		1		1	
TOTALS		RPI 1-25		RPI 26-50		W-L RECORDS		RPI 51-100		RPI 101-150		RPI 150+												
39-13-0		13-6-0		4-2-0		OVERALL		7-4-0		8-1-0		7-0-0												
19-5-0		5-2-0		2-0-0		HOME		5-2-0		3-1-0		4-0-0												
15-6-0		7-4-0		1-1-0		AWAY		2-1-0		4-0-0		1-0-0												
5-2-0		1-0-0		1-1-0		NEUTRAL		0-1-0		1-0-0		2-0-0												
26-5-0		3-1-0		4-2-0		NON-CONFERENCE		4-1-0		8-1-0		7-0-0												
14-1-0		1-0-0		2-0-0		HOME		4-0-0		3-1-0		4-0-0												
7-2-0		1-1-0		1-0-		AWAY		0-0-0		4-0-0		1-0-0												
5-2-0		1-0-0		1-1-0		NEUTRAL		0-1-0		1-0-0		2-0-0												
13-8-0		10-5-0		0-0-0		CONFERENCE		3-3-0		0-0-0		0-0-0												
5-4-0		4-2-0		0-0-0		HOME		1-2-0		0-0-0		0-0-0												
8-4-0		6-3-0		0-0-0		AWAY		2-1-0		0-0-0		0-0-0												
0-0-0		0-0-0		0-0-0		NEUTRAL		0-0-0		0-0-0		0-0-0												
RPI	S	Opponent		Score		RPI	S	Opponent		Score		RPI	S	Opponent		Score		RPI	S	Opponent		Score		
6	H	TCU		21	3	33	N	Texas A&M		0	9	59	H	Oklahoma St.		8	2	103	H	UTSA		2	3	
6	H	TCU		1	4	35	N	Ole Miss		5	1	59	H	Oklahoma St.		10	12	103	H	UTSA		8	4	
6	H	TCU		6	4	38	A	New Mexico		27	15	59	H	Oklahoma St.		1	3	103	H	UTSA		7	6	
12	A	Mississippi St.		5	8	38	A	New Mexico		5	16	72	H	California		3	2	110	A	New Mexico St.		15	4	
12	A	Mississippi St.		5	2	38	H	New Mexico		12	4	72	H	California		11	2	110	H	New Mexico St.		16	1	
15	H	Arizona		13	1	38	H	New Mexico		7	2	72	H	California		4	2	110	N	New Mexico St.		6	4	
16	N	LSU		5	4							72	H	California		5	1	138	A	Wichita St.		4	1	
19	H	Baylor		13	2							79	N	UT Arlington		1	5	138	A	Wichita St.		10	5	
19	H	Baylor		9	10							99	A	Kansas St.		12	8	138	A	Wichita St.		3	1	
19	H	Baylor		5	3							99	A	Kansas St.		7	4	156	A	Ohio St.		5	3	
20	A	West Virginia		1	0							99	A	Kansas St.		3	5	234	H	UNLV		5	2	
20	A	West Virginia		2	3													234	H	UNLV		5	4	
20	A	West Virginia		4	3													269	N	Western Ill.		13	5	
21	A	Texas		8	5													269	N	Western Ill.		15	1	
21	A	Texas		2	1													273	H	Texas Southern		14	7	
21	A	Texas		2	1													273	H	Texas Southern		8	4	
22	A	Oklahoma		2	6																			
22	A	Oklahoma		9	4																			
22	A	Oklahoma		4	5																			
						LAST 10 GAMES																		
						20	A	West Virginia		2	3	6	H	TCU		6	4							
						20	A	West Virginia		1	0	6	H	TCU		1	4							
						20	A	West Virginia		4	3	38	A	New Mexico		27	15							
						156	A	Ohio St.		5	3	38	A	New Mexico		5	16							
						6	H	TCU		21	3	59	H	Oklahoma St.		1	3							

Non-Div. I Games:

Texas Tech

Average RPI Win: 69		WON-LOST	WINNING	LAST 10	STRENGTH OF	OPP. STRENGTH	TEAM	ADJ	CONF.	ADJ CONF.				
Average RPI Loss: 44		RECORD	PCT. RANK	GAMES	SCHEDULE	OF SCHEDULE	RPI	RPI	RPI	RPI				
DIV. I ONLY		35-14-0	.71429	16	9-1-0	7	2	4	.60993	4	2	2		
DIV. I NON-CONF.		19-6-0	.76	20	2-1-0	9	15	4	.60915	4	2	2		
<hr/>														
TOTALS		RPI 1-25		RPI 26-50		W-L RECORDS		RPI 51-100		RPI 101-150		RPI 150+		
35-14-0		4-3-0		10-7-0		OVERALL		16-4-0		4-0-0		1-0-0		
24-7-0		4-3-0		6-2-0		HOME		10-2-0		4-0-0		0-0-0		
10-7-0		0-0-0		3-5-0		AWAY		6-2-0		0-0-0		1-0-0		
1-0-0		0-0-0		1-0-0		NEUTRAL		0-0-0		0-0-0		0-0-0		
<hr/>														
19-6-0		0-1-0		4-1-0		NON-CONFERENCE		10-4-0		4-0-0		1-0-0		
16-3-0		0-1-0		2-0-0		HOME		10-2-0		4-0-0		0-0-0		
2-3-0		0-0-0		1-0-		AWAY		0-2-0		0-0-0		1-0-0		
1-0-0		0-0-0		1-0-0		NEUTRAL		0-0-0		0-0-0		0-0-0		
<hr/>														
16-8-0		4-2-0		6-6-0		CONFERENCE		6-0-0		0-0-0		0-0-0		
8-4-0		4-2-0		4-2-0		HOME		0-0-0		0-0-0		0-0-0		
8-4-0		0-0-0		2-4-0		AWAY		6-0-0		0-0-0		0-0-0		
0-0-0		0-0-0		0-0-0		NEUTRAL		0-0-0		0-0-0		0-0-0		
<hr/>														
RPI	S	Opponent		Score	RPI	S	Opponent		Score	RPI	S	Opponent		Score
16	H	LSU		8 1	26	A	Vanderbilt		20 8	69	A	FGCU		3 7
16	H	LSU		1 0	26	A	Vanderbilt		0 2	69	H	FGCU		2 3
16	H	LSU		6 10	26	A	Vanderbilt		10 6	71	A	Missouri		4 3
18	H	South Fla.		10 15	27	A	Florida St.		10 7	71	A	Missouri		2 1
24	H	South Carolina		7 5	27	H	Florida St.		1 0	71	A	Missouri		2 1
24	H	South Carolina		2 4	27	N	Florida St.		4 1	74	H	Miami (FL)		2 0
24	H	South Carolina		1 0	30	A	UCF		2 11	74	H	Miami (FL)		1 0
					30	H	UCF		4 3	74	H	Miami (FL)		6 2
					35	H	Ole Miss		7 4	86	H	Seton Hall		8 0
					35	H	Ole Miss		6 4	86	H	Seton Hall		4 3
					35	H	Ole Miss		11 2	86	H	Seton Hall		2 3
					37	H	Tennessee		6 7	89	A	Jacksonville		2 3
					37	H	Tennessee		5 4	89	H	Jacksonville		6 2
					37	H	Tennessee		2 3	94	A	Georgia		4 3
					40	A	Auburn		5 6	94	A	Georgia		6 3
					40	A	Auburn		1 2	94	A	Georgia		6 4
					40	A	Auburn		3 14	97	H	William & Mary		5 4
										97	H	William & Mary		8 1
										97	H	William & Mary		11 6
										98	H	North Florida		2 1
<hr/>														
LAST 10 GAMES														
					18	H	South Fla.		10 15	127	H	Florida A&M		8 7
					35	H	Ole Miss		6 4	94	A	Georgia		4 3
					35	H	Ole Miss		7 4	94	A	Georgia		6 3
					35	H	Ole Miss		11 2	94	A	Georgia		6 4
					89	H	Jacksonville		6 2	24	H	South Carolina		7 5

Non-Div. I Games:

Florida

Average RPI Win: 133		WON-LOST	WINNING	LAST 10	STRENGTH OF		OPP. STRENGTH	TEAM	ADJ	CONF.	ADJ CONF.						
Average RPI Loss: 47		RECORD	PCT. RANK	GAMES	SCHEDULE		OF SCHEDULE	RPI	RPI	RPI	RPI						
DIV. I ONLY		43-6-0	.87755	2	3-0-0		124	50	5	.60671	5	3	3				
DIV. I NON-CONF.		23-2-0	.92	3	2-0-0		259	167	23	.57986	23	4	4				
TOTALS		RPI 1-25		RPI 26-50		W-L RECORDS		RPI 51-100		RPI 101-150		RPI 150+					
43-6-0		6-3-0		3-1-0		OVERALL		9-1-0		9-1-0		16-0-0					
29-2-0		3-1-0		1-0-0		HOME		3-0-0		8-1-0		14-0-0					
11-4-0		2-2-0		2-1-0		AWAY		6-1-0		0-0-0		1-0-0					
3-0-0		1-0-0		0-0-0		NEUTRAL		0-0-0		1-0-0		1-0-0					
23-2-0		2-1-0		1-0-0		NON-CONFERENCE		0-1-0		4-0-0		16-0-0					
19-0-0		1-0-0		1-0-0		HOME		0-0-0		3-0-0		14-0-0					
1-2-0		0-1-0		0-0-		AWAY		0-1-0		0-0-0		1-0-0					
3-0-0		1-0-0		0-0-0		NEUTRAL		0-0-0		1-0-0		1-0-0					
20-4-0		4-2-0		2-1-0		CONFERENCE		9-0-0		5-1-0		0-0-0					
10-2-0		2-1-0		0-0-0		HOME		3-0-0		5-1-0		0-0-0					
10-2-0		2-1-0		2-1-0		AWAY		6-0-0		0-0-0		0-0-0					
0-0-0		0-0-0		0-0-0		NEUTRAL		0-0-0		0-0-0		0-0-0					
RPI	S	Opponent		Score		RPI	S	Opponent		Score		RPI	S	Opponent		Score	
8	A	Kentucky		7	11	26	H	Vanderbilt		6	2	54	A	Georgia Tech		3	0
8	H	Kentucky		5	3	48	A	North Carolina St.		8	1	54	A	Georgia Tech		5	4
9	A	Virginia		2	11	48	A	North Carolina St.		1	3	54	A	Georgia Tech		10	1
9	A	Virginia		4	3	48	A	North Carolina St.		7	6	83	A	Cincinnati		3	6
9	A	Virginia		5	2							87	H	Boston College		5	3
11	H	Wake Forest		1	2							87	H	Boston College		6	4
11	H	Wake Forest		7	6							87	H	Boston College		6	0
11	H	Wake Forest		7	5							93	A	Notre Dame		9	4
25	N	Maryland		10	7							93	A	Notre Dame		2	0
												93	A	Notre Dame		5	1
														123 H Morehead St.		20	2
														139 N Ball St.		10	4
														196 N Alabama St.		7	0
														204 H Eastern Mich.		8	7
														204 H Eastern Mich.		3	2
														204 H Eastern Mich.		13	0
														210 H Toledo		17	2
														210 H Toledo		11	1
														210 H Toledo		5	4
														229 H Miami (OH)		6	5
														230 A Eastern Ky.		14	4
														230 H Eastern Ky.		19	3
														235 H Northern Ky.		6	4
														251 H Western Ky.		11	1
														281 H Omaha		7	2
														281 H Omaha		10	0
														281 H Omaha		6	0
														296 H Fort Wayne		12	2
				LAST 10 GAMES													
				230 A	Eastern Ky.	14	4	229 H	Miami (OH)	6	5	251 H	Western Ky.	11	1		
				26 H	Vanderbilt	6	2	210 H	Toledo	17	2	281 H	Omaha	10	0		
				93 A	Notre Dame	9	4	210 H	Toledo	11	1	281 H	Omaha	6	0		
				93 A	Notre Dame	5	1	210 H	Toledo	5	4	296 H	Fort Wayne	12	2		
				93 A	Notre Dame	2	0	235 H	Northern Ky.	6	4						

Non-Div. I Games:

Louisville

TCU

Average RPI Win:		97	WON-LOST RECORD		WINNING PCT. RANK		LAST 10 GAMES		STRENGTH OF SCHEDULE		OPP. STRENGTH OF SCHEDULE		TEAM RPI		ADJ RPI		CONF. RPI		ADJ CONF. RPI				
DIV. I ONLY			35-11-0		.76087 8		6-4-0		45		4		6		.60569 6		1		1				
DIV. I NON-CONF.			20-5-0		.8 13		0-1-0		150		21		22		.58138 22		1		1				
TOTALS		RPI 1-25		RPI 26-50		W-L RECORDS		RPI 51-100		RPI 101-150		RPI 150+											
35-11-0		8-5-0		2-1-0		OVERALL		15-2-0		0-1-0		10-2-0											
22-4-0		5-1-0		0-0-0		HOME		9-2-0		0-1-0		8-0-0											
10-7-0		2-4-0		0-1-0		AWAY		6-0-0		0-0-0		2-2-0											
3-0-0		1-0-0		2-0-0		NEUTRAL		0-0-0		0-0-0		0-0-0											
20-5-0		1-0-0		2-1-0		NON-CONFERENCE		7-1-0		0-1-0		10-2-0											
12-2-0		0-0-0		0-0-0		HOME		4-1-0		0-1-0		8-0-0											
5-3-0		0-0-0		0-0-		AWAY		3-0-0		0-0-0		2-2-0											
3-0-0		1-0-0		2-0-0		NEUTRAL		0-0-0		0-0-0		0-0-0											
15-6-0		7-5-0		0-0-0		CONFERENCE		8-1-0		0-0-0		0-0-0											
10-2-0		5-1-0		0-0-0		HOME		5-1-0		0-0-0		0-0-0											
5-4-0		2-4-0		0-0-0		AWAY		3-0-0		0-0-0		0-0-0											
0-0-0		0-0-0		0-0-0		NEUTRAL		0-0-0		0-0-0		0-0-0											
RPI	S	Opponent		Score		RPI	S	Opponent		Score		RPI	S	Opponent		Score		RPI	S	Opponent		Score	
3	A	Texas Tech		3	21	28	A	Long Beach St.		0	7	52	A	DBU		9	3	145	H	SFA		2	6
3	A	Texas Tech		4	6	33	N	Texas A&M		11	10	52	H	DBU		3	2	163	A	UC Irvine		16	7
3	A	Texas Tech		4	1	35	N	Ole Miss		5	3	57	H	Rice		13	5	163	A	UC Irvine		3	6
16	N	LSU		9	6							59	H	Oklahoma St.		6	5	163	A	UC Irvine		2	11
19	H	Baylor		5	16							59	H	Oklahoma St.		7	5	180	H	Murray St.		15	6
19	H	Baylor		9	4							59	H	Oklahoma St.		5	1	180	H	Murray St.		13	2
19	H	Baylor		8	5							61	H	Kansas		3	4	180	H	Murray St.		9	2
20	A	West Virginia		4	5							61	H	Kansas		3	1	221	H	Penn St.		6	3
20	A	West Virginia		8	6							61	H	Kansas		5	1	221	H	Penn St.		9	3
20	A	West Virginia		4	5							79	A	UT Arlington		7	2	221	H	Penn St.		12	1
21	H	Texas		11	10							79	A	UT Arlington		5	4	238	H	UTRGV		10	2
21	H	Texas		8	2							85	H	Arizona St.		8	4	238	H	UTRGV		18	2
21	H	Texas		4	3							85	H	Arizona St.		9	13	262	A	Abilene Christian		3	0
												85	H	Arizona St.		5	2						
												99	A	Kansas St.		5	0						
												99	A	Kansas St.		1	0						
												99	A	Kansas St.		12	4						
LAST 10 GAMES																							
21	H	Texas		4	3	3	A	Texas Tech		4	1												
21	H	Texas		8	2	145	H	SFA		2	6												
21	H	Texas		11	10	19	H	Baylor		8	5												
3	A	Texas Tech		3	21	19	H	Baylor		5	16												
3	A	Texas Tech		4	6	19	H	Baylor		9	4												

Non-Div. I Games:

TCU

Average RPI Win: 99		WON-LOST	WINNING	LAST 10	STRENGTH OF		OPP. STRENGTH	TEAM	ADJ	CONF.	ADJ CONF.
Average RPI Loss: 47		RECORD	PCT. RANK	GAMES	SCHEDULE		OF SCHEDULE	RPI	RPI	RPI	RPI
DIV. I ONLY		37-12-0	.7551	9	5-5-0		30	14	7	.60438	7
DIV. I NON-CONF.		21-4-0	.84	7	4-1-0		87	41	17	.58901	17
TOTALS		RPI 1-25	RPI 26-50		W-L RECORDS		RPI 51-100		RPI 101-150		RPI 150+
37-12-0		6-6-0	1-2-0		OVERALL		14-1-0		9-2-0		7-1-0
25-6-0		4-3-0	0-0-0		HOME		7-0-0		7-2-0		7-1-0
10-6-0		1-3-0	1-2-0		AWAY		6-1-0		2-0-0		0-0-0
2-0-0		1-0-0	0-0-0		NEUTRAL		1-0-0		0-0-0		0-0-0
21-4-0		2-1-0	0-0-0		NON-CONFERENCE		6-0-0		6-2-0		7-1-0
15-4-0		0-1-0	0-0-0		HOME		4-0-0		4-2-0		7-1-0
4-0-0		1-0-0	0-0-		AWAY		1-0-0		2-0-0		0-0-0
2-0-0		1-0-0	0-0-0		NEUTRAL		1-0-0		0-0-0		0-0-0
16-8-0		4-5-0	1-2-0		CONFERENCE		8-1-0		3-0-0		0-0-0
10-2-0		4-2-0	0-0-0		HOME		3-0-0		3-0-0		0-0-0
6-6-0		0-3-0	1-2-0		AWAY		5-1-0		0-0-0		0-0-0
0-0-0		0-0-0	0-0-0		NEUTRAL		0-0-0		0-0-0		0-0-0
RPI S	Opponent	Score	RPI S	Opponent	Score	RPI S	Opponent	Score	RPI S	Opponent	Score
2 A	North Carolina	1 5	27 A	Florida St.	12 10	54 A	Georgia Tech	1 5	101 H	Wright St.	4 6
2 A	North Carolina	4 5	27 A	Florida St.	6 7	54 A	Georgia Tech	11 6	101 H	Wright St.	6 2
2 A	North Carolina	2 3	27 A	Florida St.	3 7	54 A	Georgia Tech	13 6	101 H	Wright St.	2 9
9 H	Virginia	7 6				65 H	Yale	10 6	111 H	Western Caro.	11 5
9 H	Virginia	0 2				65 H	Yale	10 8	117 H	Virginia Tech	8 3
9 H	Virginia	12 1				80 H	Winthrop	6 5	117 H	Virginia Tech	6 3
11 H	Wake Forest	8 7				87 A	Boston College	2 0	117 H	Virginia Tech	12 1
11 H	Wake Forest	11 0				87 A	Boston College	8 2	126 A	Furman	10 5
11 H	Wake Forest	3 8				87 A	Boston College	1 0	126 H	Furman	8 0
24 A	South Carolina	5 3				90 N	Michigan St.	9 2	141 A	Col. of Charleston	8 4
24 H	South Carolina	0 2				93 H	Notre Dame	4 0	141 H	Col. of Charleston	7 2
24 N	South Carolina	8 7				93 H	Notre Dame	6 5	153 H	Wofford	9 2
						93 H	Notre Dame	4 1	188 H	Elon	3 0
						94 A	Georgia	4 0	188 H	Elon	13 5
						94 H	Georgia	9 7	188 H	Elon	1 0
									203 H	Nevada	9 4
									203 H	Nevada	5 2
									203 H	Nevada	5 7
									205 H	Charleston So.	6 5
LAST 10 GAMES											
126 A	Furman	10 5	2 A	North Carolina	4 5						
203 H	Nevada	9 4	2 A	North Carolina	1 5						
203 H	Nevada	5 7	141 H	Col. of Charleston	7 2						
203 H	Nevada	5 2	11 H	Wake Forest	3 8						
2 A	North Carolina	2 3	11 H	Wake Forest	11 0						

Non-Div. I Games:

Clemson

Average RPI Win: 102		WON-LOST RECORD		WINNING PCT. RANK		LAST 10 GAMES		STRENGTH OF SCHEDULE		OPP. STRENGTH OF SCHEDULE		TEAM RPI		ADJ RPI		CONF. RPI		ADJ CONF. RPI	
Average RPI Loss: 44																			
DIV. I ONLY		33-16-0		.67347 31		6-4-0		13		10		8		.59875 8		2		2	
DIV. I NON-CONF.		18-7-0		.72 30		2-0-0		27		68		11		.594 11		2		2	
TOTALS		RPI 1-25		RPI 26-50		W-L RECORDS		RPI 51-100		RPI 101-150		RPI 150+							
33-16-0		7-8-0		8-2-0		OVERALL		4-5-0		5-0-0		9-1-0							
22-5-0		4-1-0		4-2-0		HOME		2-2-0		5-0-0		7-0-0							
10-10-0		3-7-0		4-0-0		AWAY		2-3-0		0-0-0		1-0-0							
1-1-0		0-0-0		0-0-0		NEUTRAL		0-0-0		0-0-0		1-1-0							
18-7-0		2-4-0		1-0-0		NON-CONFERENCE		1-2-0		5-0-0		9-1-0							
15-0-0		2-0-0		0-0-0		HOME		1-0-0		5-0-0		7-0-0							
2-6-0		0-4-0		1-0-		AWAY		0-2-0		0-0-0		1-0-0							
1-1-0		0-0-0		0-0-0		NEUTRAL		0-0-0		0-0-0		1-1-0							
15-9-0		5-4-0		7-2-0		CONFERENCE		3-3-0		0-0-0		0-0-0							
7-5-0		2-1-0		4-2-0		HOME		1-2-0		0-0-0		0-0-0							
8-4-0		3-3-0		3-0-0		AWAY		2-1-0		0-0-0		0-0-0							
0-0-0		0-0-0		0-0-0		NEUTRAL		0-0-0		0-0-0		0-0-0							
RPI S	Opponent		Score		RPI S	Opponent		Score		RPI S	Opponent		Score		RPI S	Opponent		Score	
2 A	North Carolina		1	3	26 H	Vanderbilt		10	3	56 A	Liberty		4	5	101 H	Wright St.		15	1
2 A	North Carolina		5	6	26 H	Vanderbilt		4	6	71 A	Missouri		8	9	108 H	Xavier		6	0
2 A	North Carolina		4	5	26 H	Vanderbilt		7	4	71 A	Missouri		6	1	137 H	UC Santa Barbara		12	1
5 A	Louisville		3	5	33 A	Texas A&M		6	0	71 A	Missouri		5	2	137 H	UC Santa Barbara		3	2
5 H	Louisville		11	7	33 A	Texas A&M		7	6	83 A	Cincinnati		1	2	137 H	UC Santa Barbara		2	1
12 A	Mississippi St.		6	10	33 A	Texas A&M		11	7	83 H	Cincinnati		13	7	164 N	Delaware		3	4
12 A	Mississippi St.		6	10	35 H	Ole Miss		4	1	94 H	Georgia		3	6	180 H	Murray St.		9	7
12 A	Mississippi St.		5	2	35 H	Ole Miss		4	2	94 H	Georgia		7	4	206 H	UT Martin		8	0
16 H	LSU		12	5	35 H	Ole Miss		6	9	94 H	Georgia		3	5	229 H	Miami (OH)		16	3
16 H	LSU		3	4	42 A	Old Dominion		19	2						229 H	Miami (OH)		6	4
16 H	LSU		10	2											229 H	Miami (OH)		14	2
23 H	Indiana		5	2											230 H	Eastern Ky.		12	0
24 A	South Carolina		19	1											244 N	Saint Joseph's		16	9
24 A	South Carolina		1	5											251 A	Western Ky.		4	3
24 A	South Carolina		9	4											251 H	Western Ky.		17	2
LAST 10 GAMES																			
23 H	Indiana		5	2	24 A	South Carolina		1	5										
94 H	Georgia		3	6	24 A	South Carolina		19	1										
94 H	Georgia		7	4	108 H	Xavier		6	0										
94 H	Georgia		3	5	16 H	LSU		10	2										
24 A	South Carolina		9	4	16 H	LSU		3	4										

Non-Div. I Games:

Kentucky

Average RPI Win: 127		WON-LOST	WINNING	LAST 10	STRENGTH OF		OPP. STRENGTH	TEAM	ADJ	CONF.	ADJ CONF.
Average RPI Loss: 52		RECORD	PCT. RANK	GAMES	SCHEDULE		OF SCHEDULE	RPI	RPI	RPI	RPI
DIV. I ONLY		36-11-0	.76596	6	7-3-0		40	56	9	.59869	9
DIV. I NON-CONF.		22-1-0	.95652	1	3-0-0		182	151	6	.6	6
TOTALS		RPI 1-25	RPI 26-50		W-L RECORDS		RPI 51-100		RPI 101-150		RPI 150+
36-11-0		3-6-0	3-1-0		OVERALL		9-1-0		9-2-0		12-1-0
25-5-0		1-2-0	1-0-0		HOME		7-1-0		6-1-0		10-1-0
9-6-0		2-4-0	2-1-0		AWAY		0-0-0		3-1-0		2-0-0
2-0-0		0-0-0	0-0-0		NEUTRAL		2-0-0		0-0-0		0-0-0
22-1-0		0-0-0	1-0-0		NON-CONFERENCE		7-0-0		2-0-0		12-1-0
17-1-0		0-0-0	1-0-0		HOME		5-0-0		1-0-0		10-1-0
3-0-0		0-0-0	0-0-		AWAY		0-0-0		1-0-0		2-0-0
2-0-0		0-0-0	0-0-0		NEUTRAL		2-0-0		0-0-0		0-0-0
14-10-0		3-6-0	2-1-0		CONFERENCE		2-1-0		7-2-0		0-0-0
8-4-0		1-2-0	0-0-0		HOME		2-1-0		5-1-0		0-0-0
6-6-0		2-4-0	2-1-0		AWAY		0-0-0		2-1-0		0-0-0
0-0-0		0-0-0	0-0-0		NEUTRAL		0-0-0		0-0-0		0-0-0
RPI S	Opponent	Score	RPI S	Opponent	Score	RPI S	Opponent	Score	RPI S	Opponent	Score
2 A	North Carolina	2 12	27 A	Florida St.	4 6	56 H	Liberty	8 7	106 A	VCU	4 2
2 A	North Carolina	4 9	27 A	Florida St.	7 5	56 N	Liberty	10 2	106 H	VCU	9 4
2 A	North Carolina	2 1	27 A	Florida St.	8 0	61 N	Kansas	9 6	112 H	Pittsburgh	4 3
5 H	Louisville	11 2	42 H	Old Dominion	18 5	93 H	Notre Dame	2 8	112 H	Pittsburgh	12 1
5 H	Louisville	2 5				93 H	Notre Dame	14 4	112 H	Pittsburgh	5 2
5 H	Louisville	3 4				93 H	Notre Dame	9 0	117 A	Virginia Tech	3 2
7 A	Clemson	1 12				96 H	Rutgers	12 4	117 A	Virginia Tech	5 7
7 A	Clemson	2 0				96 H	Rutgers	7 3	117 A	Virginia Tech	10 9
7 A	Clemson	6 7				96 H	Rutgers	18 2	121 H	Duke	13 6
						97 H	William & Mary	11 3	121 H	Duke	3 19
									121 H	Duke	13 6
									176 A	George Washington	7 1
									176 H	George Washington	11 1
									189 H	Niagara	5 3
									189 H	Niagara	5 8
									201 H	VMI	9 7
									214 H	Monmouth	10 0
									215 H	James Madison	7 2
									236 A	The Citadel	10 6
									240 H	Towson	3 2
									240 H	Towson	8 4
									255 H	Longwood	13 2
									277 H	La Salle	18 3
									277 H	La Salle	12 3
			LAST 10 GAMES								
			56 H	Liberty	8 7	93 H	Notre Dame	2 8			
			27 A	Florida St.	7 5	93 H	Notre Dame	14 4			
			27 A	Florida St.	8 0	215 H	James Madison	7 2			
			27 A	Florida St.	4 6	255 H	Longwood	13 2			
			93 H	Notre Dame	9 0	117 A	Virginia Tech	5 7			

Non-Div. I Games:

Virginia

Average RPI Win: 81		WON-LOST RECORD	WINNING PCT. RANK	LAST 10 GAMES	STRENGTH OF SCHEDULE	OPP. STRENGTH OF SCHEDULE	TEAM RPI	ADJ RPI	CONF. RPI	ADJ CONF. RPI							
Average RPI Loss: 42																	
DIV. I ONLY		31-13-0	.70455	18	9-1-0	43	1	10	.59043	10	4	4					
DIV. I NON-CONF.		16-5-0	.7619	19	3-0-0	102	1	8	.5952	8	3	3					
<hr/>																	
TOTALS		RPI 1-25		RPI 26-50		W-L RECORDS		RPI 51-100		RPI 101-150		RPI 150+					
31-13-0		6-4-0		2-2-0		OVERALL		17-7-0		2-0-0		4-0-0					
20-7-0		6-4-0		1-0-0		HOME		8-3-0		2-0-0		3-0-0					
11-6-0		0-0-0		1-2-0		AWAY		9-4-0		0-0-0		1-0-0					
0-0-0		0-0-0		0-0-0		NEUTRAL		0-0-0		0-0-0		0-0-0					
16-5-0		3-1-0		2-2-0		NON-CONFERENCE		5-2-0		2-0-0		4-0-0					
12-1-0		3-1-0		1-0-0		HOME		3-0-0		2-0-0		3-0-0					
4-4-0		0-0-0		1-0-		AWAY		2-2-0		0-0-0		1-0-0					
0-0-0		0-0-0		0-0-0		NEUTRAL		0-0-0		0-0-0		0-0-0					
15-8-0		3-3-0		0-0-0		CONFERENCE		12-5-0		0-0-0		0-0-0					
8-6-0		3-3-0		0-0-0		HOME		5-3-0		0-0-0		0-0-0					
7-2-0		0-0-0		0-0-0		AWAY		7-2-0		0-0-0		0-0-0					
0-0-0		0-0-0		0-0-0		NEUTRAL		0-0-0		0-0-0		0-0-0					
RPI	S	Opponent		Score		RPI	S	Opponent		Score		RPI	S	Opponent		Score	
1	H	Oregon St.		1	3	28	H	Long Beach St.		7	3	53	H	UCLA		6	7
1	H	Oregon St.		0	7	32	A	Cal St. Fullerton		7	6	53	H	UCLA		5	3
1	H	Oregon St.		7	15	32	A	Cal St. Fullerton		0	1	53	H	UCLA		0	2
15	H	Arizona		3	1	32	A	Cal St. Fullerton		1	8	57	A	Rice		16	6
15	H	Arizona		3	2							57	A	Rice		0	4
15	H	Arizona		4	3							57	A	Rice		2	12
21	H	Texas		2	1							57	A	Rice		2	0
21	H	Texas		5	2							58	H	Utah		0	4
21	H	Texas		3	2							58	H	Utah		6	4
21	H	Texas		0	4							58	H	Utah		5	1
												61	H	Kansas		4	2
												61	H	Kansas		5	0
												61	H	Kansas		6	0
												72	H	California		8	4
												72	H	California		6	4
												75	A	Oregon		10	4
												75	A	Oregon		8	5
												75	A	Oregon		4	3
												85	A	Arizona St.		13	8
												85	A	Arizona St.		6	9
						LAST 10 GAMES											
						142	H	San Francisco		4	0						
						85	A	Arizona St.		6	9						
						85	A	Arizona St.		13	8						
						85	A	Arizona St.		7	5						
						225	H	San Jose St.		4	3						

Non-Div. I Games:

Stanford

RPI	S	Opponent	Score	
85	A	Arizona St.	7	5
100	A	Southern California	5	7
100	A	Southern California	8	3
100	A	Southern California	6	3

15	H	Arizona	3	1
15	H	Arizona	4	3
15	H	Arizona	3	2
265	H	Santa Clara	8	2
75	A	Oregon	10	4

S
t
a
n
f
o
r
d

S
t
a
n
f
o
r
d

Average RPI Win:	104	WON-LOST RECORD	WINNING PCT. RANK	LAST 10 GAMES	STRENGTH OF SCHEDULE	OPP. STRENGTH OF SCHEDULE	TEAM RPI	ADJ RPI	CONF. RPI	ADJ CONF. RPI				
DIV. I ONLY		33-15-0	.6875	26	5-5-0	35	28	11	.58904	11	3	3		
DIV. I NON-CONF.		18-6-0	.75	21	2-2-0	53	70	20	.58418	20	4	4		
<hr/>														
TOTALS	RPI 1-25		RPI 26-50		W-L RECORDS		RPI 51-100		RPI 101-150		RPI 150+			
33-15-0	2-4-0		2-3-0		OVERALL		16-5-0		6-2-0		7-1-0			
19-6-0	0-0-0		2-1-0		HOME		12-4-0		2-1-0		3-0-0			
13-8-0	2-4-0		0-2-0		AWAY		4-1-0		4-1-0		3-0-0			
1-1-0	0-0-0		0-0-0		NEUTRAL		0-0-0		0-0-0		1-1-0			
18-6-0	0-0-0		0-2-0		NON-CONFERENCE		7-2-0		4-1-0		7-1-0			
10-3-0	0-0-0		0-0-0		HOME		5-2-0		2-1-0		3-0-0			
7-2-0	0-0-0		0-0-		AWAY		2-0-0		2-0-0		3-0-0			
1-1-0	0-0-0		0-0-0		NEUTRAL		0-0-0		0-0-0		1-1-0			
15-9-0	2-4-0		2-1-0		CONFERENCE		9-3-0		2-1-0		0-0-0			
9-3-0	0-0-0		2-1-0		HOME		7-2-0		0-0-0		0-0-0			
6-6-0	2-4-0		0-0-0		AWAY		2-1-0		2-1-0		0-0-0			
0-0-0	0-0-0		0-0-0		NEUTRAL		0-0-0		0-0-0		0-0-0			
<hr/>														
RPI	S	Opponent	Score		RPI	S	Opponent	Score		RPI	S	Opponent	Score	
5	A	Louisville	2	1	29	A	Houston	4	5	54	H	Georgia Tech	8	4
5	A	Louisville	6	7	29	A	Houston	1	8	54	H	Georgia Tech	17	8
5	A	Louisville	5	7	48	H	North Carolina St.	5	8	54	H	Georgia Tech	6	7
7	A	Clemson	7	8	48	H	North Carolina St.	6	5	60	H	Kent St.	7	2
7	A	Clemson	0	11	48	H	North Carolina St.	6	4	60	H	Kent St.	5	0
7	A	Clemson	8	3						64	A	Coastal Caro.	13	8
										64	H	Coastal Caro.	19	9
										74	A	Miami (FL)	9	0
										74	A	Miami (FL)	2	1
										74	A	Miami (FL)	1	5
										76	A	Charlotte	13	4
										76	H	Charlotte	1	6
										87	H	Boston College	0	8
										87	H	Boston College	5	2
										87	H	Boston College	15	5
										93	H	Notre Dame	13	7
										93	H	Notre Dame	5	1
										93	H	Notre Dame	4	3
										100	H	Southern California	15	5
										100	H	Southern California	9	15
<hr/>														
LAST 10 GAMES														
					179	A	Radford	9	2					
					122	H	High Point	3	5					
					87	H	Boston College	5	2					
					87	H	Boston College	0	8					
					87	H	Boston College	15	5					

Non-Div. I Games:

Wake Forest

RPI	S	Opponent	Score
100	H	Southern California	18 5

148	A	Davidson	12	6
7	A	Clemson	8	3
7	A	Clemson	0	11
7	A	Clemson	7	8
76	H	Charlotte	1	6

W
a
k
e
F
o
r
e
s
t

Average RPI Win:		98	WON-LOST		WINNING		LAST 10		STRENGTH OF		OPP. STRENGTH		TEAM	ADJ		CONF.	ADJ CONF.	
Average RPI Loss:		46	RECORD		PCT. RANK		GAMES		SCHEDULE		OF SCHEDULE		RPI	RPI		RPI	RPI	
DIV. I ONLY			32-17-0		.65306		40		7-3-0		6		34		12		.58795	
DIV. I NON-CONF.			15-9-0		.625		70		0-0-0		32		173		64		.54095	
TOTALS		RPI 1-25		RPI 26-50		W-L RECORDS		RPI 51-100		RPI 101-150		RPI 150+						
32-17-0		5-7-0		12-5-0		OVERALL		3-3-0		3-2-0		9-0-0						
22-8-0		3-2-0		6-3-0		HOME		1-1-0		3-2-0		9-0-0						
9-8-0		2-4-0		5-2-0		AWAY		2-2-0		0-0-0		0-0-0						
1-1-0		0-1-0		1-0-0		NEUTRAL		0-0-0		0-0-0		0-0-0						
15-9-0		1-2-0		2-2-0		NON-CONFERENCE		3-3-0		3-2-0		6-0-0						
13-5-0		1-1-0		2-1-0		HOME		1-1-0		3-2-0		6-0-0						
2-3-0		0-0-0		0-0-		AWAY		2-2-0		0-0-0		0-0-0						
0-1-0		0-1-0		0-0-0		NEUTRAL		0-0-0		0-0-0		0-0-0						
17-8-0		4-5-0		10-3-0		CONFERENCE		0-0-0		0-0-0		3-0-0						
9-3-0		2-1-0		4-2-0		HOME		0-0-0		0-0-0		3-0-0						
7-5-0		2-4-0		5-1-0		AWAY		0-0-0		0-0-0		0-0-0						
1-0-0		0-0-0		1-0-0		NEUTRAL		0-0-0		0-0-0		0-0-0						
RPI	S	Opponent		Score		RPI	S	Opponent		Score		RPI	S	Opponent		Score		
3	H	Texas Tech		2	5	33	A	Texas A&M		5	1	75	A	Oregon		0	1	
3	H	Texas Tech		8	5	33	A	Texas A&M		2	9	75	A	Oregon		5	4	
8	H	Kentucky		10	6	33	A	Texas A&M		4	3	75	A	Oregon		5	6	
8	H	Kentucky		2	5	35	A	Ole Miss		2	1	77	H	FIU		3	8	
8	H	Kentucky		10	6	35	A	Ole Miss		5	3	77	H	FIU		9	7	
14	A	Arkansas		1	3	35	A	Ole Miss		4	3	92	A	Memphis		8	3	
14	A	Arkansas		4	5	35	N	Ole Miss		4	2							
14	A	Arkansas		1	6	37	H	Tennessee		14	4							
17	N	Southern Miss.		5	7	37	H	Tennessee		7	4							
24	A	South Carolina		7	4	37	H	Tennessee		5	4							
24	A	South Carolina		5	4	39	H	Louisiana Tech		2	3							
24	A	South Carolina		1	6	40	H	Auburn		5	2							
						40	H	Auburn		3	5							
						40	H	Auburn		8	17							
						44	A	South Ala.		2	5							
						44	H	South Ala.		2	0							
						44	H	South Ala.		8	6							
LAST 10 GAMES																		
						33	A	Texas A&M		4	3	40	H	Auburn		5	2	
						33	A	Texas A&M		5	1	35	N	Ole Miss		4	2	
						33	A	Texas A&M		2	9	170	H	Alabama		13	12	
						40	H	Auburn		3	5	170	H	Alabama		4	3	
						40	H	Auburn		8	17	170	H	Alabama		6	5	

Non-Div. I Games:

Mississippi St.

Average RPI Win: 134		WON-LOST	WINNING	LAST 10	STRENGTH OF		OPP. STRENGTH	TEAM	ADJ	CONF.	ADJ CONF.
Average RPI Loss: 76		RECORD	PCT. RANK	GAMES	SCHEDULE		OF SCHEDULE	RPI	RPI	RPI	RPI
DIV. I ONLY		33-14-0	.70213	20	9-1-0		46	93	13	.58687	13
DIV. I NON-CONF.		19-14-0	.57576	101	1-1-0		16	72	27	.57415	27
TOTALS		RPI 1-25	RPI 26-50		W-L RECORDS		RPI 51-100		RPI 101-150		RPI 150+
33-14-0		0-1-0	2-3-0		OVERALL		8-6-0		11-4-0		12-0-0
15-5-0		0-1-0	0-0-0		HOME		5-3-0		7-1-0		3-0-0
16-9-0		0-0-0	1-3-0		AWAY		3-3-0		4-3-0		8-0-0
2-0-0		0-0-0	1-0-0		NEUTRAL		0-0-0		0-0-0		1-0-0
19-14-0		0-1-0	2-3-0		NON-CONFERENCE		5-6-0		8-4-0		4-0-0
6-5-0		0-1-0	0-0-0		HOME		2-3-0		4-1-0		0-0-0
11-9-0		0-0-0	1-0-		AWAY		3-3-0		4-3-0		3-0-0
2-0-0		0-0-0	1-0-0		NEUTRAL		0-0-0		0-0-0		1-0-0
14-0-0		0-0-0	0-0-0		CONFERENCE		3-0-0		3-0-0		8-0-0
9-0-0		0-0-0	0-0-0		HOME		3-0-0		3-0-0		3-0-0
5-0-0		0-0-0	0-0-0		AWAY		0-0-0		0-0-0		5-0-0
0-0-0		0-0-0	0-0-0		NEUTRAL		0-0-0		0-0-0		0-0-0
RPI S	Opponent	Score	RPI S	Opponent	Score	RPI S	Opponent	Score	RPI S	Opponent	Score
14 H	Arkansas	4 12	38 A	New Mexico	8 17	52 H	DBU	11 8	102 A	Oral Roberts	9 5
			38 A	New Mexico	5 9	52 H	DBU	5 1	102 H	Oral Roberts	1 3
			38 A	New Mexico	8 0	52 H	DBU	7 3	109 A	Middle Tenn.	5 0
			45 A	McNeese	3 4	59 A	Oklahoma St.	3 7	125 A	Central Mich.	4 7
			47 N	Rhode Island	12 1	61 A	Kansas	5 8	125 A	Central Mich.	1 2
						61 H	Kansas	2 4	125 A	Central Mich.	12 1
						71 A	Missouri	5 3	131 H	New Orleans	7 2
						71 H	Missouri	5 1	132 A	Southeast Mo. St.	4 5
						73 A	Minnesota	12 3	135 H	Central Ark.	5 3
						73 A	Minnesota	7 2	135 H	Central Ark.	4 0
						73 A	Minnesota	2 5	135 H	Central Ark.	5 0
						92 H	Memphis	5 6	138 H	Wichita St.	8 1
						92 H	Memphis	9 5	138 H	Wichita St.	13 4
						92 H	Memphis	4 5	138 H	Wichita St.	12 5
									144 A	Saint Louis	15 8
									158 A	Belmont	7 5
									181 H	Bradley	9 2
									181 H	Bradley	13 3
									181 H	Bradley	5 3
									182 A	Southern Ill.	19 9
									182 A	Southern Ill.	7 4
									182 A	Southern Ill.	7 5
									197 A	Arkansas St.	13 0
									202 A	Lipscomb	6 4
									208 N	Stony Brook	7 0
									259 A	Evansville	13 8
									259 A	Evansville	9 5
			LAST 10 GAMES								
			182 A	Southern Ill.	7 4	259 A	Evansville	13 8			
			182 A	Southern Ill.	19 9	71 H	Missouri	5 1			
			182 A	Southern Ill.	7 5	138 H	Wichita St.	8 1			
			61 A	Kansas	5 8	138 H	Wichita St.	13 4			
			259 A	Evansville	9 5	138 H	Wichita St.	12 5			

Non-Div. I Games:

Missouri St.

Average RPI Win: 114		WON-LOST	WINNING	LAST 10	STRENGTH OF		OPP. STRENGTH	TEAM	ADJ	CONF.	ADJ CONF.
Average RPI Loss: 48		RECORD	PCT. RANK	GAMES	SCHEDULE		OF SCHEDULE	RPI	RPI	RPI	RPI
DIV. I ONLY		35-13-0	.72917	14	54		21	14	.58627	14	2
DIV. I NON-CONF.		21-4-0	.84	7	86		79	10	.59429	10	2
TOTALS		RPI 1-25	RPI 26-50		W-L RECORDS		RPI 51-100		RPI 101-150		RPI 150+
35-13-0		5-3-0	7-7-0		OVERALL		8-2-0		6-0-0		9-1-0
25-5-0		4-2-0	3-3-0		HOME		5-0-0		6-0-0		7-0-0
8-6-0		1-0-0	3-4-0		AWAY		2-1-0		0-0-0		2-1-0
2-2-0		0-1-0	1-0-0		NEUTRAL		1-1-0		0-0-0		0-0-0
21-4-0		1-1-0	4-2-0		NON-CONFERENCE		3-1-0		6-0-0		7-0-0
17-1-0		0-0-0	2-1-0		HOME		2-0-0		6-0-0		7-0-0
2-1-0		1-0-0	1-0-		AWAY		0-0-0		0-0-0		0-0-0
2-2-0		0-1-0	1-0-0		NEUTRAL		1-1-0		0-0-0		0-0-0
14-9-0		4-2-0	3-5-0		CONFERENCE		5-1-0		0-0-0		2-1-0
8-4-0		4-2-0	1-2-0		HOME		3-0-0		0-0-0		0-0-0
6-5-0		0-0-0	2-3-0		AWAY		2-1-0		0-0-0		2-1-0
0-0-0		0-0-0	0-0-0		NEUTRAL		0-0-0		0-0-0		0-0-0
RPI S	Opponent	Score	RPI S	Opponent	Score	RPI S	Opponent	Score	RPI S	Opponent	Score
12 H	Mississippi St.	6 1	35 H	Ole Miss	1 4	59 N	Oklahoma St.	3 8	131 H	New Orleans	5 2
12 H	Mississippi St.	5 4	35 H	Ole Miss	7 4	71 A	Missouri	9 2	136 H	Grand Canyon	11 2
12 H	Mississippi St.	3 1	35 H	Ole Miss	1 9	71 A	Missouri	2 7	136 H	Grand Canyon	6 1
13 A	Missouri St.	12 4	37 A	Tennessee	4 5	71 A	Missouri	9 8	146 H	Bryant	11 8
15 N	Arizona	0 3	37 A	Tennessee	2 0	92 H	Memphis	16 7	146 H	Bryant	13 7
16 H	LSU	9 3	39 A	Louisiana Tech	13 10	92 H	Memphis	2 0	146 H	Bryant	16 6
16 H	LSU	0 2	39 A	Louisiana Tech	3 4	94 H	Georgia	11 3	170 A	Alabama	7 1
16 H	LSU	8 10	40 A	Auburn	6 11	94 H	Georgia	5 4	170 A	Alabama	8 5
			40 A	Auburn	7 3	94 H	Georgia	14 4	170 A	Alabama	1 7
			40 A	Auburn	2 15	99 N	Kansas St.	6 5	229 H	Miami (OH)	11 1
			41 N	Nebraska	15 5				229 H	Miami (OH)	7 0
			47 H	Rhode Island	3 2				229 H	Miami (OH)	5 1
			47 H	Rhode Island	5 2				242 H	La.-Monroe	11 2
			47 H	Rhode Island	0 3				242 H	La.-Monroe	12 3
									286 H	Alcorn	3 2
									286 H	Alcorn	11 3
LAST 10 GAMES											
			37 A	Tennessee	2 0	99 N	Kansas St.	6 5			
			37 A	Tennessee	4 5	40 A	Auburn	6 11			
			35 H	Ole Miss	1 4	40 A	Auburn	7 3			
			35 H	Ole Miss	7 4	40 A	Auburn	2 15			
			35 H	Ole Miss	1 9	92 H	Memphis	2 0			

Non-Div. I Games:

Arkansas

[illegible]

Non-Div. I Games:

Arizona

LSU

Average RPI Win: 99		WON-LOST	WINNING	LAST 10	STRENGTH OF	OPP. STRENGTH	TEAM	ADJ	CONF.	ADJ CONF.							
Average RPI Loss: 40		RECORD	PCT. RANK	GAMES	SCHEDULE	OF SCHEDULE	RPI	RPI	RPI	RPI							
DIV. I ONLY		31-17-0	.64583	48	6-4-0	10	15	16	.58539	16	2	2					
DIV. I NON-CONF.		16-8-0	.66667	49	0-2-0	25	62	39	.56112	39	2	2					
<hr/>																	
TOTALS		RPI 1-25		RPI 26-50		W-L RECORDS		RPI 51-100		RPI 101-150		RPI 150+					
31-17-0		10-8-0		5-5-0		OVERALL		3-2-0		4-2-0		9-0-0					
22-7-0		5-1-0		4-4-0		HOME		3-1-0		4-1-0		6-0-0					
7-8-0		4-5-0		0-1-0		AWAY		0-1-0		0-1-0		3-0-0					
2-2-0		1-2-0		1-0-0		NEUTRAL		0-0-0		0-0-0		0-0-0					
16-8-0		4-2-0		2-2-0		NON-CONFERENCE		0-2-0		4-2-0		6-0-0					
14-3-0		3-0-0		1-1-0		HOME		0-1-0		4-1-0		6-0-0					
0-3-0		0-0-0		0-0-		AWAY		0-1-0		0-1-0		0-0-0					
2-2-0		1-2-0		1-0-0		NEUTRAL		0-0-0		0-0-0		0-0-0					
15-9-0		6-6-0		3-3-0		CONFERENCE		3-0-0		0-0-0		3-0-0					
8-4-0		2-1-0		3-3-0		HOME		3-0-0		0-0-0		0-0-0					
7-5-0		4-5-0		0-0-0		AWAY		0-0-0		0-0-0		3-0-0					
0-0-0		0-0-0		0-0-0		NEUTRAL		0-0-0		0-0-0		0-0-0					
RPI	S	Opponent		Score		RPI	S	Opponent		Score		RPI	S	Opponent		Score	
3	N	Texas Tech		4	5	33	H	Texas A&M		3	4	82	A	Tulane		6	9
4	A	Florida		0	1	33	H	Texas A&M		7	4	82	H	Tulane		6	7
4	A	Florida		10	6	33	H	Texas A&M		0	4	94	H	Georgia		5	1
4	A	Florida		1	8	34	H	Southeastern La.		8	2	94	H	Georgia		22	9
6	N	TCU		6	9	35	H	Ole Miss		3	2	94	H	Georgia		7	6
8	A	Kentucky		2	10	35	H	Ole Miss		15	2						
8	A	Kentucky		5	12	35	H	Ole Miss		1	4						
8	A	Kentucky		4	3	44	H	South Ala.		6	7						
14	A	Arkansas		2	0	45	A	McNeese		4	5						
14	A	Arkansas		3	9	49	N	Louisiana		3	2						
14	A	Arkansas		10	8												
19	N	Baylor		4	0												
24	H	South Carolina		5	2												
24	H	South Carolina		7	6												
24	H	South Carolina		2	3												
25	H	Maryland		6	1												
25	H	Maryland		14	0												
25	H	Maryland		9	5												
<hr/>																	
LAST 10 GAMES																	
44 H South Ala. 6 7 170 A Alabama 7 4																	
24 H South Carolina 7 6 170 A Alabama 8 2																	
24 H South Carolina 5 2 82 A Tulane 6 9																	
24 H South Carolina 2 3 8 A Kentucky 2 10																	
170 A Alabama 4 3 8 A Kentucky 4 3																	

Non-Div. I Games: Louisiana Col. 13 0

LSU

Southern Miss.

Average RPI Win: 132		WON-LOST	WINNING	LAST 10	STRENGTH OF		OPP. STRENGTH	TEAM	ADJ	CONF.	ADJ CONF.			
Average RPI Loss: 90		RECORD	PCT. RANK	GAMES	SCHEDULE		OF SCHEDULE	RPI	RPI	RPI	RPI			
DIV. I ONLY		38-10-0	.79167	5	7-3-0		83	66	18	.58423	18	5	5	
DIV. I NON-CONF.		26-4-0	.86667	4	1-1-0		136	118	21	.58416	21	5	5	
TOTALS		RPI 1-25	RPI 26-50		W-L RECORDS		RPI 51-100		RPI 101-150		RPI 150+			
38-10-0		1-0-0	6-1-0		OVERALL		12-7-0		2-1-0		17-1-0			
31-6-0		0-0-0	5-1-0		HOME		8-3-0		2-1-0		16-1-0			
7-4-0		1-0-0	1-0-0		AWAY		4-4-0		0-0-0		1-0-0			
0-0-0		0-0-0	0-0-0		NEUTRAL		0-0-0		0-0-0		0-0-0			
26-4-0		1-0-0	1-0-0		NON-CONFERENCE		5-2-0		2-1-0		17-1-0			
22-3-0		0-0-0	0-0-0		HOME		4-1-0		2-1-0		16-1-0			
4-1-0		1-0-0	1-0-		AWAY		1-1-0		0-0-0		1-0-0			
0-0-0		0-0-0	0-0-0		NEUTRAL		0-0-0		0-0-0		0-0-0			
12-6-0		0-0-0	5-1-0		CONFERENCE		7-5-0		0-0-0		0-0-0			
9-3-0		0-0-0	5-1-0		HOME		4-2-0		0-0-0		0-0-0			
3-3-0		0-0-0	0-0-0		AWAY		3-3-0		0-0-0		0-0-0			
0-0-0		0-0-0	0-0-0		NEUTRAL		0-0-0		0-0-0		0-0-0			
RPI	S	Opponent	Score		RPI	S	Opponent	Score		RPI	S	Opponent	Score	
4	A	Florida	15	10	27	A	Florida St.	4	2	69	A	FGCU	1	2
					29	H	Houston	7	4	82	A	Tulane	7	5
					29	H	Houston	3	7	82	A	Tulane	3	4
					29	H	Houston	5	4	82	A	Tulane	4	6
					30	H	UCF	6	5	83	H	Cincinnati	4	2
					30	H	UCF	5	4	83	H	Cincinnati	2	3
					30	H	UCF	7	5	83	H	Cincinnati	3	9
										84	H	East Carolina	5	4
										84	H	East Carolina	6	3
										84	H	East Carolina	8	6
										88	H	Iowa	9	4
										88	H	Iowa	6	0
										88	H	Iowa	2	4
										89	H	Jacksonville	12	6
										92	A	Memphis	1	5
										92	A	Memphis	4	2
										92	A	Memphis	11	6
										98	A	North Florida	4	2
										98	H	North Florida	7	3
	</													

Non-Div. I Games:

South Fla.

Average RPI Win:	98	WON-LOST	WINNING	LAST 10	STRENGTH OF	OPP. STRENGTH	TEAM	ADJ	CONF.	ADJ CONF.		
Average RPI Loss:	38	RECORD	PCT. RANK	GAMES	SCHEDULE	OF SCHEDULE	RPI	RPI	RPI	RPI		
DIV. I ONLY		29-17-0	.63043	59	7-3-0	5	32	19	.58298	19	1	1
DIV. I NON-CONF.		21-7-0	.75	21	4-0-0	26	103	19	.58462	19	1	1
<hr/>												
TOTALS	RPI 1-25	RPI 26-50		W-L RECORDS		RPI 51-100		RPI 101-150		RPI 150+		
29-17-0	6-10-0	7-1-0		OVERALL		6-4-0		1-2-0		9-0-0		
19-9-0	4-5-0	5-1-0		HOME		1-1-0		1-2-0		8-0-0		
8-7-0	2-4-0	0-0-0		AWAY		5-3-0		0-0-0		1-0-0		
2-1-0	0-1-0	2-0-0		NEUTRAL		0-0-0		0-0-0		0-0-0		
21-7-0	0-1-0	7-1-0		NON-CONFERENCE		4-3-0		1-2-0		9-0-0		
15-4-0	0-0-0	5-1-0		HOME		1-1-0		1-2-0		8-0-0		
4-2-0	0-0-0	0-0-		AWAY		3-2-0		0-0-0		1-0-0		
2-1-0	0-1-0	2-0-0		NEUTRAL		0-0-0		0-0-0		0-0-0		
8-10-0	6-9-0	0-0-0		CONFERENCE		2-1-0		0-0-0		0-0-0		
4-5-0	4-5-0	0-0-0		HOME		0-0-0		0-0-0		0-0-0		
4-5-0	2-4-0	0-0-0		AWAY		2-1-0		0-0-0		0-0-0		
0-0-0	0-0-0	0-0-0		NEUTRAL		0-0-0		0-0-0		0-0-0		
RPI	S	Opponent	Score	RPI	S	Opponent	Score	RPI	S	Opponent	Score	
3	A	Texas Tech	10 9	29	H	Houston	5 0	52	A	DBU	4 1	
3	A	Texas Tech	3 5	29	H	Houston	2 1	52	H	DBU	8 6	
3	A	Texas Tech	2 13	29	H	Houston	0 2	61	A	Kansas	3 1	
6	A	TCU	16 5	33	N	Texas A&M	6 3	61	A	Kansas	5 4	
6	A	TCU	5 8	35	N	Ole Miss	4 0	61	A	Kansas	1 6	
6	A	TCU	4 9	44	H	South Ala.	10 9	63	A	Sam Houston St.	6 5	
16	N	LSU	0 4	44	H	South Ala.	3 2	63	H	Sam Houston St.	4 7	
20	H	West Virginia	5 1	44	H	South Ala.	9 7	68	A	Washington	6 3	
20	H	West Virginia	5 6					68	A	Washington	4 5	
20	H	West Virginia	1 7					68	A	Washington	0 6	
21	H	Texas	6 2									
21	H	Texas	3 5									
21	H	Texas	4 3									
22	H	Oklahoma	3 11									
22	H	Oklahoma	7 0									
22	H	Oklahoma	0 3									
				LAST 10 GAMES								
				285 H Prairie View 18 1				187 H Texas St. 10 2				
				285 H Prairie View 15 2				6 A TCU 5 8				
				61 A Kansas 1 6				6 A TCU 16 5				
				61 A Kansas 3 1				6 A TCU 4 9				
				61 A Kansas 5 4				145 H SFA 2 1				

Non-Div. I Games:

Baylor

Average RPI Win: 86		WON-LOST	WINNING	LAST 10	STRENGTH OF		OPP. STRENGTH	TEAM	ADJ	CONF.	ADJ CONF.
Average RPI Loss: 58		RECORD	PCT. RANK	GAMES	SCHEDULE		OF SCHEDULE	RPI	RPI	RPI	RPI
DIV. I ONLY		28-20-0	.58333	86	5-5-0		14	11	20	.58221	20
DIV. I NON-CONF.		17-10-0	.62963	68	3-1-0		55	25	24	.57736	24
TOTALS		RPI 1-25	RPI 26-50		W-L RECORDS		RPI 51-100		RPI 101-150		RPI 150+
28-20-0		6-7-0	1-3-0		OVERALL		11-9-0		6-0-0		4-1-0
11-8-0		4-5-0	0-0-0		HOME		4-2-0		2-0-0		1-1-0
14-12-0		2-2-0	1-3-0		AWAY		7-7-0		3-0-0		1-0-0
3-0-0		0-0-0	0-0-0		NEUTRAL		0-0-0		1-0-0		2-0-0
17-10-0		0-1-0	1-3-0		NON-CONFERENCE		6-5-0		6-0-0		4-1-0
5-2-0		0-0-0	0-0-0		HOME		2-1-0		2-0-0		1-1-0
9-8-0		0-1-0	1-0-		AWAY		4-4-0		3-0-0		1-0-0
3-0-0		0-0-0	0-0-0		NEUTRAL		0-0-0		1-0-0		2-0-0
11-10-0		6-6-0	0-0-0		CONFERENCE		5-4-0		0-0-0		0-0-0
6-6-0		4-5-0	0-0-0		HOME		2-1-0		0-0-0		0-0-0
5-4-0		2-1-0	0-0-0		AWAY		3-3-0		0-0-0		0-0-0
0-0-0		0-0-0	0-0-0		NEUTRAL		0-0-0		0-0-0		0-0-0
RPI S	Opponent	Score	RPI S	Opponent	Score	RPI S	Opponent	Score	RPI S	Opponent	Score
3 H	Texas Tech	0 1	34 A	Southeastern La.	2 4	59 A	Oklahoma St.	5 3	105 A	Marshall	8 4
3 H	Texas Tech	3 4	42 A	Old Dominion	3 1	59 A	Oklahoma St.	2 3	105 H	Marshall	14 7
3 H	Texas Tech	3 2	42 A	Old Dominion	4 7	59 A	Oklahoma St.	9 8	112 A	Pittsburgh	8 4
6 H	TCU	5 4	42 A	Old Dominion	4 8	61 H	Kansas	8 0	117 A	Virginia Tech	8 6
6 H	TCU	6 8				61 H	Kansas	2 7	123 H	Morehead St.	5 1
6 H	TCU	5 4				61 H	Kansas	10 1	139 N	Ball St.	4 1
19 A	Baylor	1 5				64 A	Coastal Caro.	4 1	155 A	Nicholls St.	8 1
19 A	Baylor	7 1				64 A	Coastal Caro.	22 9	204 H	Eastern Mich.	17 1
19 A	Baylor	6 5				76 A	Charlotte	6 3	211 N	George Mason	5 3
22 H	Oklahoma	4 2				76 A	Charlotte	3 6	221 H	Penn St.	5 6
22 H	Oklahoma	1 3				76 A	Charlotte	2 13	221 N	Penn St.	4 2
22 H	Oklahoma	4 7				82 A	Tulane	18 5			
25 A	Maryland	6 7				82 A	Tulane	8 9			
						82 A	Tulane	0 6			
						89 H	Jacksonville	2 8			
						89 H	Jacksonville	5 3			
						89 H	Jacksonville	8 1			
						99 A	Kansas St.	9 7			
						99 A	Kansas St.	4 8			
						99 A	Kansas St.	4 11			
LAST 10 GAMES											
221 N	Penn St.	4 2	204 H	Eastern Mich.	17 1						
221 H	Penn St.	5 6	22 H	Oklahoma	4 7						
3 H	Texas Tech	3 2	22 H	Oklahoma	1 3						
3 H	Texas Tech	0 1	22 H	Oklahoma	4 2						
3 H	Texas Tech	3 4	117 A	Virginia Tech	8 6						

Non-Div. I Games:

West Virginia

Average RPI Win: 94		WON-LOST	WINNING	LAST 10	STRENGTH OF		OPP. STRENGTH	TEAM	ADJ	CONF.	ADJ CONF.
Average RPI Loss: 33		RECORD	PCT. RANK	GAMES	SCHEDULE		OF SCHEDULE	RPI	RPI	RPI	RPI
DIV. I ONLY		31-19-0	.62	61	6-4-0		12	7	21	.58072	21
DIV. I NON-CONF.		22-8-0	.73333	27	4-1-0		42	13	18	.58486	18
TOTALS		RPI 1-25	RPI 26-50		W-L RECORDS		RPI 51-100		RPI 101-150		RPI 150+
31-19-0		4-12-0	3-2-0		OVERALL		14-4-0		4-0-0		6-1-0
24-7-0		2-4-0	3-1-0		HOME		10-2-0		4-0-0		5-0-0
7-11-0		2-8-0	0-0-0		AWAY		4-2-0		0-0-0		1-1-0
0-1-0		0-0-0	0-1-0		NEUTRAL		0-0-0		0-0-0		0-0-0
22-8-0		1-3-0	3-2-0		NON-CONFERENCE		8-2-0		4-0-0		6-1-0
19-3-0		0-0-0	3-1-0		HOME		7-2-0		4-0-0		5-0-0
3-4-0		1-3-0	0-0-		AWAY		1-0-0		0-0-0		1-1-0
0-1-0		0-0-0	0-1-0		NEUTRAL		0-0-0		0-0-0		0-0-0
9-11-0		3-9-0	0-0-0		CONFERENCE		6-2-0		0-0-0		0-0-0
5-4-0		2-4-0	0-0-0		HOME		3-0-0		0-0-0		0-0-0
4-7-0		1-5-0	0-0-0		AWAY		3-2-0		0-0-0		0-0-0
0-0-0		0-0-0	0-0-0		NEUTRAL		0-0-0		0-0-0		0-0-0
RPI S	Opponent	Score	RPI S	Opponent	Score	RPI S	Opponent	Score	RPI S	Opponent	Score
3 H	Texas Tech	5 8	33 H	Texas A&M	4 3	53 H	UCLA	10 5	118 H	Lamar University	9 5
3 H	Texas Tech	1 2	46 H	UConn	1 2	53 H	UCLA	5 4	131 H	New Orleans	3 2
3 H	Texas Tech	1 2	46 H	UConn	4 1	53 H	UCLA	5 2	131 H	New Orleans	7 1
6 A	TCU	10 11	46 H	UConn	9 3	57 H	Rice	2 3	131 H	New Orleans	4 3
6 A	TCU	2 8	49 N	Louisiana	1 8	57 H	Rice	5 4	187 A	Texas St.	10 11
6 A	TCU	3 4				57 H	Rice	6 1	187 H	Texas St.	2 0
10 A	Stanford	1 2				57 H	Rice	1 7	187 H	Texas St.	9 2
10 A	Stanford	2 5				59 A	Oklahoma St.	5 4	191 A	A&M-Corpus Christi	12 2
10 A	Stanford	4 0				59 A	Oklahoma St.	7 0	191 H	A&M-Corpus Christi	15 0
10 A	Stanford	2 3				61 A	Kansas	4 5	238 H	UTRGV	9 7
19 A	Baylor	2 6				61 A	Kansas	1 2	254 H	Richmond	9 0
19 A	Baylor	3 4				61 A	Kansas	5 3			
19 A	Baylor	5 3				63 A	Sam Houston St.	7 2			
22 H	Oklahoma	9 3				63 H	Sam Houston St.	8 1			
22 H	Oklahoma	5 3				79 H	UT Arlington	4 1			
22 H	Oklahoma	1 2				99 H	Kansas St.	2 0			
						99 H	Kansas St.	6 5			
						99 H	Kansas St.	5 0			
LAST 10 GAMES						59 A	Oklahoma St.	7 0			
6 A	TCU	3 4	49 N	Louisiana	1 8	131 H	New Orleans	4 3			
6 A	TCU	2 8	131 H	New Orleans	3 2	131 H	New Orleans	7 1			
6 A	TCU	10 11									
79 H	UT Arlington	4 1									
59 A	Oklahoma St.	5 4									

Non-Div. I Games:

Texas

Average RPI Win: 128		WON-LOST RECORD	WINNING PCT. RANK	LAST 10 GAMES	STRENGTH OF SCHEDULE	OPP. STRENGTH OF SCHEDULE	TEAM RPI	ADJ RPI	CONF. RPI	ADJ CONF. RPI					
Average RPI Loss: 50															
DIV. I ONLY		32-17-0	.65306	40	5-5-0	36	42	22	.58057	22	1	1			
DIV. I NON-CONF.		22-8-0	.73333	27	0-1-0	85	144	30	.57199	30	1	1			
<hr/>															
TOTALS		RPI 1-25	RPI 26-50		W-L RECORDS		RPI 51-100		RPI 101-150		RPI 150+				
32-17-0		7-5-0	2-4-0		OVERALL		4-6-0		4-2-0		15-0-0				
21-5-0		2-1-0	2-1-0		HOME		2-2-0		1-1-0		14-0-0				
11-12-0		5-4-0	0-3-0		AWAY		2-4-0		3-1-0		1-0-0				
0-0-0		0-0-0	0-0-0		NEUTRAL		0-0-0		0-0-0		0-0-0				
22-8-0		0-0-0	2-4-0		NON-CONFERENCE		1-2-0		4-2-0		15-0-0				
18-2-0		0-0-0	2-1-0		HOME		1-0-0		1-1-0		14-0-0				
4-6-0		0-0-0	0-0-		AWAY		0-2-0		3-1-0		1-0-0				
0-0-0		0-0-0	0-0-0		NEUTRAL		0-0-0		0-0-0		0-0-0				
10-9-0		7-5-0	0-0-0		CONFERENCE		3-4-0		0-0-0		0-0-0				
3-3-0		2-1-0	0-0-0		HOME		1-2-0		0-0-0		0-0-0				
7-6-0		5-4-0	0-0-0		AWAY		2-2-0		0-0-0		0-0-0				
0-0-0		0-0-0	0-0-0		NEUTRAL		0-0-0		0-0-0		0-0-0				
RPI	S	Opponent	Score	RPI	S	Opponent	Score	RPI	S	Opponent	Score	RPI	S	Opponent	Score
3	H	Texas Tech	5 4	28	H	Long Beach St.	6 2	52	A	DBU	10 16	102	A	Oral Roberts	2 3
3	H	Texas Tech	4 9	28	H	Long Beach St.	3 8	54	A	Georgia Tech	0 2	102	H	Oral Roberts	6 2
3	H	Texas Tech	6 2	28	H	Long Beach St.	4 2	59	A	Oklahoma St.	3 4	138	H	Wichita St.	2 4
19	A	Baylor	0 7	36	A	Michigan	2 5	61	H	Kansas	10 15	140	A	Kennesaw St.	5 2
19	A	Baylor	3 0	36	A	Michigan	4 14	61	H	Kansas	7 6	140	A	Kennesaw St.	17 9
19	A	Baylor	11 3	36	A	Michigan	2 6	61	H	Kansas	2 5	140	A	Kennesaw St.	14 4
20	A	West Virginia	7 4					87	H	Boston College	5 4	157	H	Central Conn. St.	13 2
20	A	West Virginia	2 4					99	A	Kansas St.	7 9	157	H	Central Conn. St.	6 1
20	A	West Virginia	3 1					99	A	Kansas St.	11 5	157	H	Central Conn. St.	3 0
21	A	Texas	2 1					99	A	Kansas St.	3 0	157	H	Central Conn. St.	11 2
21	A	Texas	3 5									184	H	Buffalo	16 10
21	A	Texas	3 9									184	H	Buffalo	1 0
												184	H	Buffalo	11 0
												184	H	Buffalo	5 1
												200	A	Georgia St.	5 4
												213	H	Little Rock	10 5
												241	H	Northern Ill.	10 3
												247	H	Villanova	9 2
												247	H	Villanova	17 1
												280	H	Grambling	11 2
												280	H	Grambling	10 2
				LAST 10 GAMES											
				99	A	Kansas St.	3 0	20	A	West Virginia	2 4				
				99	A	Kansas St.	7 9	61	H	Kansas	7 6				
				99	A	Kansas St.	11 5	61	H	Kansas	2 5				
				20	A	West Virginia	7 4	61	H	Kansas	10 15				
				20	A	West Virginia	3 1	52	A	DBU	10 16				

Non-Div. I Games:

Oklahoma

Average RPI Win: 117		WON-LOST RECORD		WINNING PCT. RANK		LAST 10 GAMES		STRENGTH OF SCHEDULE		OPP. STRENGTH OF SCHEDULE		TEAM RPI		ADJ RPI		CONF. RPI		ADJ CONF. RPI					
DIV. I ONLY		27-18-2		.59574 77		7-3-0		3		136		23		.57987 23		7		7					
DIV. I NON-CONF.		17-11-1		.60345 87		4-1-0		11		143		26		.57491 26		7		7					
TOTALS		RPI 1-25		RPI 26-50		W-L RECORDS		RPI 51-100		RPI 101-150		RPI 150+											
27-18-2		2-4-0		2-3-1		OVERALL		6-3-1		12-6-0		5-2-0											
12-7-1		2-1-0		0-2-1		HOME		3-1-0		6-1-0		1-2-0											
12-9-1		0-1-0		2-1-0		AWAY		1-2-1		5-5-0		4-0-0											
3-2-0		0-2-0		0-0-0		NEUTRAL		2-0-0		1-0-0		0-0-0											
17-11-1		0-3-0		0-0-0		NON-CONFERENCE		4-2-1		11-4-0		2-2-0											
8-3-0		0-0-0		0-0-0		HOME		1-0-0		6-1-0		1-2-0											
6-6-1		0-1-0		0-0-		AWAY		1-2-1		4-3-0		1-0-0											
3-2-0		0-2-0		0-0-0		NEUTRAL		2-0-0		1-0-0		0-0-0											
10-7-1		2-1-0		2-3-1		CONFERENCE		2-1-0		1-2-0		3-0-0											
4-4-1		2-1-0		0-2-1		HOME		2-1-0		0-0-0		0-0-0											
6-3-0		0-0-0		2-1-0		AWAY		0-0-0		1-2-0		3-0-0											
0-0-0		0-0-0		0-0-0		NEUTRAL		0-0-0		0-0-0		0-0-0											
RPI	S	Opponent		Score		RPI	S	Opponent		Score		RPI	S	Opponent		Score							
1	N	Oregon St.		1	4	36	A	Michigan		12	9	55	A	Fla. Atlantic		6	6	108	H	Xavier	1	0	
1	N	Oregon St.		0	1	36	A	Michigan		1	0	55	A	Fla. Atlantic		2	6	108	H	Xavier	14	3	
8	A	Kentucky		2	5	36	A	Michigan		5	12	55	A	Fla. Atlantic		8	4	108	H	Xavier	11	7	
25	H	Maryland		6	3	41	H	Nebraska		1	3	73	H	Minnesota		13	12	109	H	Middle Tenn.	3	5	
25	H	Maryland		2	9	41	H	Nebraska		3	7	73	H	Minnesota		4	0	109	H	Middle Tenn.	12	1	
25	H	Maryland		9	2	41	H	Nebraska		1	1	73	H	Minnesota		0	11	109	H	Middle Tenn.	6	0	
												78	N	Gonzaga		5	1	114	A	Samford	3	5	
												78	N	Gonzaga		12	3	114	A	Samford	10	5	
												83	A	Cincinnati		1	6	114	A	Samford	5	6	
												83	H	Cincinnati		3	2	116	A	Purdue	14	9	
																		116	A	Purdue	3	7	
																		116	A	Purdue	5	6	
																		139	H	Ball St.	3	2	
																		139	N	Ball St.	4	3	
																		147	A	Hawaii	10	11	
																		147	A	Hawaii	7	6	
																		147	A	Hawaii	8	5	
																		147	A	Hawaii	4	3	
																		154	H	Butler	5	7	
																		168	A	Indiana St.	2	0	
																		168	H	Indiana St.	3	7	
																		226	A	Northwestern	6	5	
																		226	A	Northwestern	13	9	
																		226	A	Northwestern	10	9	
																		259	H	Evansville	6	3	

Average RPI Win:		99	WON-LOST RECORD		WINNING PCT. RANK		LAST 10 GAMES		STRENGTH OF SCHEDULE		OPP. STRENGTH OF SCHEDULE		TEAM RPI		ADJ RPI		CONF. RPI		ADJ CONF. RPI					
DIV. I ONLY			29-19-0		.60417		72		5-5-0		2		12		24		.57802		24		2		2	
DIV. I NON-CONF.			18-6-0		.75		21		3-0-0		5		91		15		.59009		15		2		2	
TOTALS		RPI 1-25		RPI 26-50				W-L RECORDS				RPI 51-100				RPI 101-150				RPI 150+				
29-19-0		5-11-0		5-4-0				OVERALL				5-1-0				6-2-0				8-1-0				
21-11-0		2-5-0		1-2-0				HOME				5-1-0				6-2-0				7-1-0				
8-6-0		3-4-0		4-2-0				AWAY				0-0-0				0-0-0				1-0-0				
0-2-0		0-2-0		0-0-0				NEUTRAL				0-0-0				0-0-0				0-0-0				
18-6-0		1-3-0		0-0-0				NON-CONFERENCE				5-1-0				6-2-0				6-0-0				
16-4-0		0-1-0		0-0-0				HOME				5-1-0				6-2-0				5-0-0				
2-0-0		1-0-0		0-0-				AWAY				0-0-0				0-0-0				1-0-0				
0-2-0		0-2-0		0-0-0				NEUTRAL				0-0-0				0-0-0				0-0-0				
11-13-0		4-8-0		5-4-0				CONFERENCE				0-0-0				0-0-0				2-1-0				
5-7-0		2-4-0		1-2-0				HOME				0-0-0				0-0-0				2-1-0				
6-6-0		2-4-0		4-2-0				AWAY				0-0-0				0-0-0				0-0-0				
0-0-0		0-0-0		0-0-0				NEUTRAL				0-0-0				0-0-0				0-0-0				
RPI	S	Opponent		Score		RPI	S	Opponent		Score		RPI	S	Opponent		Score		RPI	S	Opponent		Score		
2	N	North Carolina		5	20	26	H	Vanderbilt		3	5	56	H	Liberty		10	7	101	H	Wright St.		4	3	
4	A	Florida		5	7	26	H	Vanderbilt		6	7	76	H	Charlotte		5	4	101	H	Wright St.		10	5	
4	A	Florida		4	2	26	H	Vanderbilt		6	1	80	H	Winthrop		8	6	101	H	Wright St.		1	5	
4	A	Florida		0	1	37	A	Tennessee		10	2	90	H	Michigan St.		3	2	126	H	Furman		6	1	
7	A	Clemson		2	0	37	A	Tennessee		7	1	90	H	Michigan St.		5	2	134	H	UNCG		7	1	
7	H	Clemson		3	5	37	A	Tennessee		6	4	99	H	Kansas St.		5	6	134	H	UNCG		5	1	
7	N	Clemson		7	8	40	A	Auburn		5	6							134	H	UNCG		0	1	
8	H	Kentucky		5	1	40	A	Auburn		4	5							148	H	Davidson		3	2	
8	H	Kentucky		4	9	40	A	Auburn		7	0							153	H	Wofford		9	5	
8	H	Kentucky		1	19													170	H	Alabama		2	4	
12	H	Mississippi St.		6	1													170	H	Alabama		6	5	
12	H	Mississippi St.		4	7													170	H	Alabama		4	2	
12	H	Mississippi St.		4	5													171	H	Appalachian St.		8	4	
16	A	LSU		3	2													173	H	Presbyterian		4	3	
16	A	LSU		2	5													205	H	Charleston So.		3	0	
16	A	LSU		6	7													236	A	The Citadel		15	1	
																		236	H	The Citadel		12	5	
LAST 10 GAMES																								
						56	H	Liberty		10	7	153	H	Wofford		9	5							
						173	H	Presbyterian		4	3	8	H	Kentucky		4	9							
						16	A	LSU		6	7	8	H	Kentucky		5	1							
						16	A	LSU		2	5	8	H	Kentucky		1	19							
						16	A	LSU		3	2	4	A	Florida		5	7							

Non-Div. I Games:

South Carolina

Average RPI Win:	135	WON-LOST RECORD	WINNING PCT. RANK	LAST 10 GAMES	STRENGTH OF SCHEDULE	OPP. STRENGTH OF SCHEDULE	TEAM RPI	ADJ RPI	CONF. RPI	ADJ CONF. RPI					
DIV. I ONLY		32-15-0	.68085	29	6-4-0	77	48	25	.57764	25	7	7			
DIV. I NON-CONF.		18-8-0	.69231	38	2-0-0	101	56	32	.57087	32	7	7			
<hr/>															
TOTALS	RPI 1-25	RPI 26-50		W-L RECORDS		RPI 51-100		RPI 101-150		RPI 150+					
32-15-0	2-7-0	4-3-0		OVERALL		9-0-0		4-3-0		13-2-0					
19-1-0	1-0-0	2-1-0		HOME		4-0-0		3-0-0		9-0-0					
8-12-0	1-6-0	1-2-0		AWAY		4-0-0		1-2-0		1-2-0					
5-2-0	0-1-0	1-0-0		NEUTRAL		1-0-0		0-1-0		3-0-0					
18-8-0	1-5-0	1-0-0		NON-CONFERENCE		3-0-0		3-1-0		10-2-0					
11-0-0	1-0-0	0-0-0		HOME		1-0-0		3-0-0		6-0-0					
2-6-0	0-4-0	0-0-		AWAY		1-0-0		0-0-0		1-2-0					
5-2-0	0-1-0	1-0-0		NEUTRAL		1-0-0		0-1-0		3-0-0					
14-7-0	1-2-0	3-3-0		CONFERENCE		6-0-0		1-2-0		3-0-0					
8-1-0	0-0-0	2-1-0		HOME		3-0-0		0-0-0		3-0-0					
6-6-0	1-2-0	1-2-0		AWAY		3-0-0		1-2-0		0-0-0					
0-0-0	0-0-0	0-0-0		NEUTRAL		0-0-0		0-0-0		0-0-0					
RPI	S	Opponent	Score	RPI	S	Opponent	Score	RPI	S	Opponent	Score	RPI	S	Opponent	Score
2	A	North Carolina	2 9	36	H	Michigan	2 6	90	H	Michigan St.	12 2	120	A	Illinois	6 8
5	N	Louisville	7 10	36	H	Michigan	5 4	90	H	Michigan St.	6 2	120	A	Illinois	2 6
16	A	LSU	1 6	36	H	Michigan	7 2	90	H	Michigan St.	2 1	120	A	Illinois	9 4
16	A	LSU	0 14	41	A	Nebraska	4 8	93	N	Notre Dame	4 3	139	N	Ball St.	3 8
16	A	LSU	5 9	41	A	Nebraska	8 5	96	A	Rutgers	9 1	146	H	Bryant	7 1
20	H	West Virginia	7 6	41	A	Nebraska	1 3	96	A	Rutgers	5 1	146	H	Bryant	9 2
23	A	Indiana	3 6	48	N	North Carolina St.	9 2	96	A	Rutgers	6 1	146	H	Bryant	4 0
23	A	Indiana	2 9					97	A	William & Mary	6 0	161	A	UNCW	7 10
23	A	Indiana	9 2					97	H	William & Mary	9 8	161	A	UNCW	10 6
												162	H	UMBC	6 2
												178	H	Princeton	4 0
												178	H	Princeton	6 2
												178	H	Princeton	2 0
												196	N	Alabama St.	9 7
												211	A	George Mason	5 8
												221	H	Penn St.	15 2
												221	H	Penn St.	2 1
												221	H	Penn St.	8 3
												240	N	Towson	6 5
												244	H	Saint Joseph's	11 5
												254	H	Richmond	12 11
												263	N	Dayton	11 2
				LAST 10 GAMES											
				162	H	UMBC	6 2	23	A	Indiana	3 6				
				120	A	Illinois	6 8	23	A	Indiana	9 2				
				120	A	Illinois	2 6	23	A	Indiana	2 9				
				120	A	Illinois	9 4	90	H	Michigan St.	6 2				
				240	N	Towson	6 5	90	H	Michigan St.	2 1				

Non-Div. I Games:

Maryland

Average RPI Win:	96	WON-LOST	WINNING	LAST 10	STRENGTH OF	OPP. STRENGTH	TEAM	ADJ	CONF.	ADJ CONF.	
Average RPI Loss:	64	RECORD	PCT. RANK	GAMES	SCHEDULE	OF SCHEDULE	RPI	RPI	RPI	RPI	
DIV. I ONLY	29-19-0	.60417	72	6-4-0	4	43	26	.57743	26	2	2
DIV. I NON-CONF.	17-8-0	.68	42	1-1-0	8	213	31	.57119	31	2	2
<hr/>											
TOTALS	RPI 1-25	RPI 26-50		W-L RECORDS		RPI 51-100		RPI 101-150		RPI 150+	
29-19-0	4-6-0	6-4-0		OVERALL		8-5-0		3-0-0		8-4-0	
18-11-0	1-2-0	5-2-0		HOME		4-3-0		2-0-0		6-4-0	
9-8-0	3-4-0	1-2-0		AWAY		4-2-0		1-0-0		0-0-0	
2-0-0	0-0-0	0-0-0		NEUTRAL		0-0-0		0-0-0		2-0-0	
<hr/>											
17-8-0	0-1-0	2-0-0		NON-CONFERENCE		4-3-0		3-0-0		8-4-0	
12-6-0	0-0-0	2-0-0		HOME		2-2-0		2-0-0		6-4-0	
3-2-0	0-1-0	0-0-		AWAY		2-1-0		1-0-0		0-0-0	
2-0-0	0-0-0	0-0-0		NEUTRAL		0-0-0		0-0-0		2-0-0	
<hr/>											
12-11-0	4-5-0	4-4-0		CONFERENCE		4-2-0		0-0-0		0-0-0	
6-5-0	1-2-0	3-2-0		HOME		2-1-0		0-0-0		0-0-0	
6-6-0	3-3-0	1-2-0		AWAY		2-1-0		0-0-0		0-0-0	
0-0-0	0-0-0	0-0-0		NEUTRAL		0-0-0		0-0-0		0-0-0	
<hr/>											
RPI	S	Opponent	Score	RPI	S	Opponent	Score	RPI	S	Opponent	Score
4	H	Florida	8 20	33	H	Texas A&M	17 3	51	A	San Diego	8 2
4	H	Florida	2 0	33	H	Texas A&M	4 3	51	A	San Diego	2 3
4	H	Florida	6 10	33	H	Texas A&M	4 6	51	A	San Diego	11 1
5	A	Louisville	2 6	34	H	Southeastern La.	9 6	67	H	Saint Mary's (CA)	1 5
8	A	Kentucky	6 4	34	H	Southeastern La.	4 2	67	H	Saint Mary's (CA)	9 8
8	A	Kentucky	3 10	35	A	Ole Miss	6 2	67	H	Saint Mary's (CA)	9 1
8	A	Kentucky	4 7	35	A	Ole Miss	0 1	71	H	Missouri	14 5
24	A	South Carolina	1 6	35	A	Ole Miss	8 10	71	H	Missouri	5 2
24	A	South Carolina	7 6	37	H	Tennessee	1 0	71	H	Missouri	1 2
24	A	South Carolina	5 3	37	H	Tennessee	3 9	94	A	Georgia	8 1
								94	A	Georgia	0 1
								94	A	Georgia	10 5
								95	H	Tennessee Tech	2 5

Average RPI Win: 115		WON-LOST	WINNING	LAST 10	STRENGTH OF		OPP. STRENGTH	TEAM	ADJ	CONF.	ADJ CONF.
Average RPI Loss: 40		RECORD	PCT. RANK	GAMES	SCHEDULE		OF SCHEDULE	RPI	RPI	RPI	RPI
DIV. I ONLY		32-18-0	.64	54	7-3-0		22	17	27	.57612	27
DIV. I NON-CONF.		21-6-0	.77778	17	6-0-0		29	44	9	.59513	9
TOTALS		RPI 1-25	RPI 26-50		W-L RECORDS		RPI 51-100		RPI 101-150		RPI 150+
32-18-0		3-10-0	3-2-0		OVERALL		11-3-0		6-3-0		9-0-0
22-10-0		3-8-0	0-0-0		HOME		6-1-0		5-1-0		8-0-0
10-7-0		0-1-0	3-2-0		AWAY		5-2-0		1-2-0		1-0-0
0-1-0		0-1-0	0-0-0		NEUTRAL		0-0-0		0-0-0		0-0-0
21-6-0		0-4-0	2-0-0		NON-CONFERENCE		5-1-0		5-1-0		9-0-0
17-3-0		0-2-0	0-0-0		HOME		4-0-0		5-1-0		8-0-0
4-2-0		0-1-0	2-0-		AWAY		1-1-0		0-0-0		1-0-0
0-1-0		0-1-0	0-0-0		NEUTRAL		0-0-0		0-0-0		0-0-0
11-12-0		3-6-0	1-2-0		CONFERENCE		6-2-0		1-2-0		0-0-0
5-7-0		3-6-0	0-0-0		HOME		2-1-0		0-0-0		0-0-0
6-5-0		0-0-0	1-2-0		AWAY		4-1-0		1-2-0		0-0-0
0-0-0		0-0-0	0-0-0		NEUTRAL		0-0-0		0-0-0		0-0-0
RPI S	Opponent	Score	RPI S	Opponent	Score	RPI S	Opponent	Score	RPI S	Opponent	Score
2 H	North Carolina	7 9	30 A	UCF	5 0	69 A	FGCU	2 5	106 H	VCU	0 3
2 H	North Carolina	2 5	30 A	UCF	5 2	69 H	FGCU	3 2	106 H	VCU	12 3
2 H	North Carolina	1 3	48 A	North Carolina St.	3 4	69 H	FGCU	7 6	106 H	VCU	11 3
4 A	Florida	0 1	48 A	North Carolina St.	4 8	74 A	Miami (FL)	6 3	114 H	Samford	8 0
4 H	Florida	7 10	48 A	North Carolina St.	16 7	74 A	Miami (FL)	4 5	114 H	Samford	16 3
4 N	Florida	1 4				87 H	Boston College	11 1	114 H	Samford	13 4
7 H	Clemson	10 12				87 H	Boston College	13 0	117 A	Virginia Tech	0 17
7 H	Clemson	7 3				87 H	Boston College	5 8	117 A	Virginia Tech	9 2
7 H	Clemson	7 6				89 A	Jacksonville	6 5	117 A	Virginia Tech	12 13
9 H	Virginia	5 7				89 H	Jacksonville	21 2	169 A	Stetson	11 5
9 H	Virginia	6 4				89 H	Jacksonville	10 9	169 H	Stetson	7 3
9 H	Virginia	0 8				93 A	Notre Dame	5 1	217 H	Oakland	12 1
18 H	South Fla.	2 4				93 A	Notre Dame	8 3	217 H	Oakland	18 10
						93 A	Notre Dame	8 2	217 H	Oakland	14 6
									243 H	Pacific	9 8
									243 H	Pacific	18 5
									243 H	Pacific	5 3
									243 H	Pacific	5 3
LAST 10 GAMES											
			89 H	Jacksonville	21 2	9 H	Virginia	5 7			
			243 H	Pacific	5 3	9 H	Virginia	0 8			
			243 H	Pacific	5 3	9 H	Virginia	6 4			
			243 H	Pacific	18 5	169 A	Stetson	11 5			
			243 H	Pacific	9 8	74 A	Miami (FL)	4 5			

Non-Div. I Games:

Florida St.

Average RPI Win:		121	WON-LOST RECORD		WINNING PCT. RANK	LAST 10 GAMES		STRENGTH OF SCHEDULE		OPP. STRENGTH OF SCHEDULE	TEAM RPI	ADJ RPI	CONF. RPI	ADJ CONF. RPI			
Average RPI Loss:		75															
DIV. I ONLY			30-15-1		.66304	34	7-2-1		73	24	28	.57574	28	8	8		
DIV. I NON-CONF.			12-12-1		.5	144	0-1-1		13	10	35	.56636	35	8	8		
TOTALS		RPI 1-25		RPI 26-50		W-L RECORDS		RPI 51-100		RPI 101-150		RPI 150+					
30-15-1		4-4-0		3-0-0		OVERALL		2-8-1		9-2-0		12-1-0					
16-4-0		1-0-0		3-0-0		HOME		1-2-0		6-1-0		5-1-0					
13-11-1		3-4-0		0-0-0		AWAY		1-6-1		2-1-0		7-0-0					
1-0-0		0-0-0		0-0-0		NEUTRAL		0-0-0		1-0-0		0-0-0					
12-12-1		4-4-0		0-0-0		NON-CONFERENCE		2-8-1		2-0-0		4-0-0					
6-2-0		1-0-0		0-0-0		HOME		1-2-0		1-0-0		3-0-0					
5-10-1		3-4-0		0-0-		AWAY		1-6-1		0-0-0		1-0-0					
1-0-0		0-0-0		0-0-0		NEUTRAL		0-0-0		1-0-0		0-0-0					
18-3-0		0-0-0		3-0-0		CONFERENCE		0-0-0		7-2-0		8-1-0					
10-2-0		0-0-0		3-0-0		HOME		0-0-0		5-1-0		2-1-0					
8-1-0		0-0-0		0-0-0		AWAY		0-0-0		2-1-0		6-0-0					
0-0-0		0-0-0		0-0-0		NEUTRAL		0-0-0		0-0-0		0-0-0					
RPI	S	Opponent		Score		RPI	S	Opponent		Score		RPI	S	Opponent		Score	
2	A	North Carolina		5	2	32	H	Cal St. Fullerton		6	4	51	A	San Diego		9	9
2	A	North Carolina		5	8	32	H	Cal St. Fullerton		1	0	53	A	UCLA		1	2
2	A	North Carolina		4	1	32	H	Cal St. Fullerton		8	5	53	H	UCLA		1	5
6	H	TCU		7	0							72	A	California		3	1
10	A	Stanford		3	7							85	A	Arizona St.		6	7
22	A	Oklahoma		2	4							85	A	Arizona St.		4	9
22	A	Oklahoma		8	3							85	A	Arizona St.		5	8
22	A	Oklahoma		2	6							91	A	San Diego St.		5	12
												91	H	San Diego St.		2	6
												100	A	Southern California		3	4
												100	H	Southern California		6	0
														</			

Non-Div. I Games:

Long Beach St.

Average RPI Win:		115	WON-LOST RECORD		WINNING PCT. RANK	LAST 10 GAMES	STRENGTH OF SCHEDULE		OPP. STRENGTH OF SCHEDULE	TEAM RPI	ADJ RPI	CONF. RPI	ADJ CONF. RPI
Average RPI Loss:		52	31-17-0		.64583 48	5-5-0	39		27	29	.57444 29	5	5
DIV. I ONLY			20-10-0		.66667 49	1-2-0	83		31	40	.56026 40	5	5
DIV. I NON-CONF.													
TOTALS		RPI 1-25	RPI 26-50		W-L RECORDS		RPI 51-100		RPI 101-150		RPI 150+		
31-17-0		4-4-0	6-4-0		OVERALL		8-8-0		1-1-0		12-0-0		
19-6-0		2-0-0	4-2-0		HOME		5-3-0		0-1-0		8-0-0		
10-9-0		2-4-0	2-2-0		AWAY		2-3-0		0-0-0		4-0-0		
2-2-0		0-0-0	0-0-0		NEUTRAL		1-2-0		1-0-0		0-0-0		
20-10-0		3-2-0	3-1-0		NON-CONFERENCE		1-6-0		1-1-0		12-0-0		
12-4-0		2-0-0	2-1-0		HOME		0-2-0		0-1-0		8-0-0		
6-4-0		1-2-0	1-0-		AWAY		0-2-0		0-0-0		4-0-0		
2-2-0		0-0-0	0-0-0		NEUTRAL		1-2-0		1-0-0		0-0-0		
11-7-0		1-2-0	3-3-0		CONFERENCE		7-2-0		0-0-0		0-0-0		
7-2-0		0-0-0	2-1-0		HOME		5-1-0		0-0-0		0-0-0		
4-5-0		1-2-0	1-2-0		AWAY		2-1-0		0-0-0		0-0-0		
0-0-0		0-0-0	0-0-0		NEUTRAL		0-0-0		0-0-0		0-0-0		
RPI S	Opponent	Score	RPI S	Opponent	Score	RPI S	Opponent	Score	RPI S	Opponent	Score		
11 H	Wake Forest	8 1	30 A	UCF	2 5	57 A	Rice	3 4	120 N	Illinois	11 5		
11 H	Wake Forest	5 4	30 A	UCF	1 6	57 H	Rice	0 9	129 H	Houston Baptist	2 3		
18 A	South Fla.	4 7	30 A	UCF	3 1	57 N	Rice	6 5	155 H	Nicholls St.	5 3		
18 A	South Fla.	7 3	32 H	Cal St. Fullerton	1 4	63 A	Sam Houston St.	2 3	163 A	UC Irvine	7 3		
18 A	South Fla.	4 5	32 H	Cal St. Fullerton	7 4	63 H	Sam Houston St.	2 12	163 A	UC Irvine	5 4		
19 A	Baylor	0 5	45 H	McNeese	6 5	63 N	Sam Houston St.	4 5	163 A	UC Irvine	4 3		
19 A	Baylor	1 2	46 H	UConn	4 7	71 N	Missouri	2 4	191 A	A&M-Corpus Christi	4 2		
19 A	Baylor	2 0	46 H	UConn	6 5	82 H	Tulane	1 7	196 H	Alabama St.	19 11		
			46 H	UConn	9 1	82 H	Tulane	12 2	196 H	Alabama St.	4 1		
			49 A	Louisiana	4 0	82 H	Tulane	8 7	196 H	Alabama St.	10 2		
						84 H	East Carolina	17 3	238 H	UTRGV	11 2		
						84 H	East Carolina	9 6	270 H	Incarnate Word	8 1		
						84 H	East Carolina	8 1	273 H	Texas Southern	16 3		
						92 A	Memphis	13 3	285 H	Prairie View	8 0		
						92 A	Memphis	9 8					
						92 A	Memphis	8 10					
LAST 10 GAMES													
57 N	Rice	6 5	18 A	South Fla.	4 5								
46 H	UConn	4 7	18 A	South Fla.	4 7								
46 H	UConn	9 1	18 A	South Fla.	7 3								
46 H	UConn	6 5	63 H	Sam Houston St.	2 12								
63 A	Sam Houston St.	2 3	82 H	Tulane	12 2								

Non-Div. I Games:

Houston

UCF

Average RPI Win: 129		WON-LOST RECORD		WINNING PCT. RANK		LAST 10 GAMES		STRENGTH OF SCHEDULE		OPP. STRENGTH OF SCHEDULE		TEAM RPI		ADJ RPI		CONF. RPI		ADJ CONF. RPI				
Average RPI Loss: 56																						
DIV. I ONLY		34-15-0		.69388 23		6-4-0		41		71		30		.57343 30		5		5				
DIV. I NON-CONF.		23-8-0		.74194 26		1-1-0		72		130		37		.5636 37		5		5				
TOTALS		RPI 1-25		RPI 26-50		W-L RECORDS		RPI 51-100		RPI 101-150		RPI 150+										
34-15-0		1-4-0		4-4-0		OVERALL		14-5-0		4-2-0		11-0-0										
26-8-0		1-0-0		4-4-0		HOME		6-2-0		4-2-0		11-0-0										
8-7-0		0-4-0		0-0-0		AWAY		8-3-0		0-0-0		0-0-0										
0-0-0		0-0-0		0-0-0		NEUTRAL		0-0-0		0-0-0		0-0-0										
23-8-0		1-1-0		0-2-0		NON-CONFERENCE		7-3-0		4-2-0		11-0-0										
20-5-0		1-0-0		0-2-0		HOME		4-1-0		4-2-0		11-0-0										
3-3-0		0-1-0		0-0-		AWAY		3-2-0		0-0-0		0-0-0										
0-0-0		0-0-0		0-0-0		NEUTRAL		0-0-0		0-0-0		0-0-0										
11-7-0		0-3-0		4-2-0		CONFERENCE		7-2-0		0-0-0		0-0-0										
6-3-0		0-0-0		4-2-0		HOME		2-1-0		0-0-0		0-0-0										
5-4-0		0-3-0		0-0-0		AWAY		5-1-0		0-0-0		0-0-0										
0-0-0		0-0-0		0-0-0		NEUTRAL		0-0-0		0-0-0		0-0-0										
RPI	S	Opponent		Score		RPI	S	Opponent		Score		RPI	S	Opponent		Score						
4	A	Florida		3	4	27	H	Florida St.		2	5	55	H	Fla. Atlantic		3	8	119	H	Dartmouth	3	4
4	H	Florida		11	2	27	H	Florida St.		0	5	74	A	Miami (FL)		5	2	119	H	Dartmouth	15	0
18	A	South Fla.		5	6	29	H	Houston		5	2	81	A	Bethune-Cookman		5	4	119	H	Dartmouth	1	4
18	A	South Fla.		5	7	29	H	Houston		1	3	81	H	Bethune-Cookman		5	1	125	H	Central Mich.	21	1
18	A	South Fla.		4	5	29	H	Houston		6	1	82	A	Tulane		3	4	125	H	Central Mich.	5	4
						46	H	UConn		8	1	82	A	Tulane		11	1	125	H	Central Mich.	7	3
						46	H	UConn		5	6	82	A	Tulane		11	4	169	H	Stetson	5	3
						46	H	UConn		8	2	84	A	East Carolina		9	4	181	H	Bradley	12	9
												84	A	East Carolina		8	7	208	H	Stony Brook	8	4
												84	A	East Carolina		7	0	208	H	Stony Brook	7	3
												89	A	Jacksonville		1	7	208	H	Stony Brook	3	2
												89	A	Jacksonville		10	3	257	H	Siena	7	2
												89	H	Jacksonville		10	1	257	H	Siena	3	0
												89	H	Jacksonville		4	0	257	H	Siena	17	6
												92	H	Memphis		7	4	266	H	Manhattan	10	1
												92	H	Memphis		4	9	266	H	Manhattan	13	3
												92	H	Memphis		2	1	266	H	Manhattan	7	2
												98	A	North Florida		1	2					
												98	H	North Florida		3	2					
LAST 10 GAMES																						
				74	A	Miami (FL)		5	2	92	H	Memphis		2	1							
				82	A	Tulane		11	1	92	H	Memphis		4	9							
				82	A	Tulane		3	4	92	H	Memphis		7	4							
				82	A	Tulane		11	4	46	H	UConn		8	2							
				98	A	North Florida		1	2	46	H	UConn		5	6							

Non-Div. I Games:

UCF

Average RPI Win:	181	WON-LOST RECORD	WINNING PCT. RANK	LAST 10 GAMES	STRENGTH OF SCHEDULE	OPP. STRENGTH OF SCHEDULE	TEAM RPI	ADJ RPI	CONF. RPI	ADJ CONF. RPI		
DIV. I ONLY		34-8-0	.80952	4	7-3-0	184	202	31	.56748	31	10	10
DIV. I NON-CONF.		26-4-0	.86667	4	3-1-0	264	203	41	.5595	41	16	16
<hr/>												
TOTALS	RPI 1-25	RPI 26-50		W-L RECORDS		RPI 51-100		RPI 101-150		RPI 150+		
34-8-0	1-0-0	0-0-0		OVERALL		6-3-0		2-1-0		25-4-0		
12-3-0	0-0-0	0-0-0		HOME		2-1-0		0-1-0		10-1-0		
11-5-0	1-0-0	0-0-0		AWAY		3-2-0		0-0-0		7-3-0		
11-0-0	0-0-0	0-0-0		NEUTRAL		1-0-0		2-0-0		8-0-0		
26-4-0	1-0-0	0-0-0		NON-CONFERENCE		4-2-0		2-1-0		19-1-0		
10-2-0	0-0-0	0-0-0		HOME		0-0-0		0-1-0		10-1-0		
5-2-0	1-0-0	0-0-		AWAY		3-2-0		0-0-0		1-0-0		
11-0-0	0-0-0	0-0-0		NEUTRAL		1-0-0		2-0-0		8-0-0		
8-4-0	0-0-0	0-0-0		CONFERENCE		2-1-0		0-0-0		6-3-0		
2-1-0	0-0-0	0-0-0		HOME		2-1-0		0-0-0		0-0-0		
6-3-0	0-0-0	0-0-0		AWAY		0-0-0		0-0-0		6-3-0		
0-0-0	0-0-0	0-0-0		NEUTRAL		0-0-0		0-0-0		0-0-0		
RPI	S	Opponent	Score	RPI	S	Opponent	Score	RPI	S	Opponent	Score	
2	A	North Carolina	5 4					56	A	Liberty	4 2	
								56	A	Liberty	6 7	
								56	A	Liberty	5 4	
								64	A	Coastal Caro.	7 4	
								84	A	East Carolina	4 7	
								86	H	Seton Hall	9 2	
								86	H	Seton Hall	2 1	
								86	H	Seton Hall	0 7	
								99	N	Kansas St.	9 2	

Non-Div. I Games:

St. John's (NY)

RPI	S	Opponent	Score	
275	H	Wagner	6	2
289	H	Fairleigh Dickinson	15	8
289	H	Fairleigh Dickinson	9	0
298	H	NYIT	13	8
299	N	Saint Peter's	12	9

St. John's (NY)

S
t
.
J
o
h
n
's
(
N
Y
)

S
t
.
J
o
h
n
's
(
N
Y
)

Average RPI Win: 105		WON-LOST RECORD		WINNING PCT. RANK		LAST 10 GAMES		STRENGTH OF SCHEDULE		OPP. STRENGTH OF SCHEDULE		TEAM RPI		ADJ RPI		CONF. RPI		ADJ CONF. RPI					
DIV. I ONLY		29-16-0		.64444 51		1-0-0		78		25		32		.56733 32		8		8					
DIV. I NON-CONF.		19-8-0		.7037 35		1-0-0		20		9		12		.5937 12		8		8					
TOTALS		RPI 1-25		RPI 26-50		W-L RECORDS		RPI 51-100		RPI 101-150		RPI 150+											
29-16-0		3-1-0		4-4-0		OVERALL		9-5-0		5-4-0		8-2-0											
18-4-0		3-1-0		3-0-0		HOME		6-2-0		0-0-0		6-1-0											
11-11-0		0-0-0		1-4-0		AWAY		3-2-0		5-4-0		2-1-0											
0-1-0		0-0-0		0-0-0		NEUTRAL		0-1-0		0-0-0		0-0-0											
19-8-0		3-1-0		4-1-0		NON-CONFERENCE		9-5-0		0-0-0		3-1-0											
13-3-0		3-1-0		3-0-0		HOME		6-2-0		0-0-0		1-0-0											
6-4-0		0-0-0		1-0-		AWAY		3-2-0		0-0-0		2-1-0											
0-1-0		0-0-0		0-0-0		NEUTRAL		0-1-0		0-0-0		0-0-0											
10-8-0		0-0-0		0-3-0		CONFERENCE		0-0-0		5-4-0		5-1-0											
5-1-0		0-0-0		0-0-0		HOME		0-0-0		0-0-0		5-1-0											
5-7-0		0-0-0		0-3-0		AWAY		0-0-0		5-4-0		0-0-0											
0-0-0		0-0-0		0-0-0		NEUTRAL		0-0-0		0-0-0		0-0-0											
RPI	S	Opponent		Score		RPI	S	Opponent		Score		RPI	S	Opponent		Score							
10	H	Stanford		1	0	28	A	Long Beach St.		5	8	51	A	San Diego		9	2	124	A	Cal Poly	7	4	
10	H	Stanford		8	1	28	A	Long Beach St.		4	6	51	H	San Diego		13	2	124	A	Cal Poly	6	13	
10	H	Stanford		6	7	28	A	Long Beach St.		0	1	51	N	San Diego		6	11	124	A	Cal Poly	4	8	
15	H	Arizona		4	0	29	A	Houston		4	7	53	A	UCLA		7	9	133	A	UC Riverside	2	3	
						29	A	Houston		4	1	53	H	UCLA		4	3	133	A	UC Riverside	15	2	
						38	H	New Mexico		1	0	78	H	Gonzaga		4	3	133	A	UC Riverside	6	1	
						38	H	New Mexico		2	1	78	H	Gonzaga		3	2	147	A	Hawaii	1	4	
						38	H	New Mexico		5	4	78	H	Gonzaga		0	1	147	A	Hawaii	3	1	
												85	A	Arizona St.		13	4	147	A	Hawaii	6	2	
												85	A	Arizona St.		10	4	160	H	UC Davis	9	8	
												91	H	San Diego St.		4	5	160	H	UC Davis	6	0	
												100	A	Southern California		9	13	160	H	UC Davis	8	5	
												100	H	Southern California		13	5	163	H	UC Irvine	5	3	
												100	H	Southern California		2	1	163	H	UC Irvine	3	2	
																		163	H	UC Irvine	4	12	
																		225	H	San Jose St.	6	1	
																		234	A	UNLV	5	0	
																		234	A	UNLV	4	1	
																		234	A	UNLV	1	6	
						LAST 10 GAMES																	
						51	H	San Diego		13	2	163	H	UC Irvine		4	12						
						53	H	UCLA		4	3	163	H	UC Irvine		3	2						
						147	A	Hawaii		6	2	163	H	UC Irvine		5	3						
						147	A	Hawaii		1	4	124	A	Cal Poly		4	8						
						147	A	Hawaii		3	1	124	A	Cal Poly		6	13						

Non-Div. I Games:

Cal St. Fullerton

Average RPI Win:	143	WON-LOST RECORD	WINNING PCT. RANK	LAST 10 GAMES	STRENGTH OF SCHEDULE	OPP. STRENGTH OF SCHEDULE	TEAM RPI	ADJ RPI	CONF. RPI	ADJ CONF. RPI		
DIV. I ONLY		34-15-0	.69388	23	7-3-0	76	20	33	.56721	33	2	2
DIV. I NON-CONF.		20-5-0	.8	13	2-0-0	222	105	53	.55008	53	2	2
<hr/>												
TOTALS	RPI 1-25	RPI 26-50		W-L RECORDS		RPI 51-100		RPI 101-150		RPI 150+		
34-15-0	4-9-0	5-4-0		OVERALL		5-1-0		2-0-0		18-1-0		
23-8-0	1-5-0	4-2-0		HOME		2-0-0		2-0-0		14-1-0		
10-5-0	2-2-0	1-2-0		AWAY		3-1-0		0-0-0		4-0-0		
1-2-0	1-2-0	0-0-0		NEUTRAL		0-0-0		0-0-0		0-0-0		
20-5-0	1-3-0	0-0-0		NON-CONFERENCE		2-1-0		2-0-0		15-1-0		
18-1-0	0-0-0	0-0-0		HOME		2-0-0		2-0-0		14-1-0		
1-2-0	0-1-0	0-0-		AWAY		0-1-0		0-0-0		1-0-0		
1-2-0	1-2-0	0-0-0		NEUTRAL		0-0-0		0-0-0		0-0-0		
14-10-0	3-6-0	5-4-0		CONFERENCE		3-0-0		0-0-0		3-0-0		
5-7-0	1-5-0	4-2-0		HOME		0-0-0		0-0-0		0-0-0		
9-3-0	2-1-0	1-2-0		AWAY		3-0-0		0-0-0		3-0-0		
0-0-0	0-0-0	0-0-0		NEUTRAL		0-0-0		0-0-0		0-0-0		
RPI	S	Opponent	Score	RPI	S	Opponent	Score	RPI	S	Opponent	Score	
3	N	Texas Tech	9 0	26	A	Vanderbilt	6 4	52	H	DBU	7 3	
6	N	TCU	10 11	26	A	Vanderbilt	3 4	57	H	Rice	8 5	
8	H	Kentucky	7 11	26	A	Vanderbilt	3 17	71	A	Missouri	7 2	
8	H	Kentucky	6 7	37	H	Tennessee	3 1	71	A	Missouri	7 1	
8	H	Kentucky	0 6	37	H	Tennessee	2 1	71	A	Missouri	11 1	
12	H	Mississippi St.	1 5	37	H	Tennessee	3 5	79	A	UT Arlington	2 3	
12	H	Mississippi St.	3 4	40	H	Auburn	3 1					
12	H	Mississippi St.	9 2	40	H	Auburn	1 2					
16	A	LSU	4 0	40	H	Auburn	6 3					
16	A	LSU	4 7									
16	A	LSU	4 3									
19	N	Baylor	3 6									
21	A	Texas	3 4									
<hr/>												
LAST 10 GAMES												
				12	H	Mississippi St.	3 4	71	A	Missouri	11 1	
				12	H	Mississippi St.	1 5	71	A	Missouri	7 1	
				12	H	Mississippi St.	9 2	191	H	A&M-Corpus Christi	5 2	
				129	H	Houston Baptist	8 2	37	H	Tennessee	3 5	
				71	A	Missouri	7 2	37	H	Tennessee	3 1	

Non-Div. I Games:

Texas A&M

Average RPI Win:		113	WON-LOST RECORD		WINNING PCT. RANK		LAST 10 GAMES		STRENGTH OF SCHEDULE		OPP. STRENGTH OF SCHEDULE		TEAM RPI		ADJ RPI		CONF. RPI		ADJ CONF. RPI	
DIV. I ONLY			31-16-0		.65957 35		8-2-0		75		59		34		.56717 34		11		12	
DIV. I NON-CONF.			14-6-0		.7 36		2-0-0		61		4		13		.59211 13		14		14	
TOTALS		RPI 1-25		RPI 26-50		W-L RECORDS		RPI 51-100		RPI 101-150		RPI 150+								
31-16-0		1-1-0		7-4-0		OVERALL		7-2-0		9-4-0		7-5-0								
16-6-0		1-0-0		5-1-0		HOME		3-1-0		3-1-0		4-3-0								
12-10-0		0-1-0		1-3-0		AWAY		3-1-0		5-3-0		3-2-0								
3-0-0		0-0-0		1-0-0		NEUTRAL		1-0-0		1-0-0		0-0-0								
14-6-0		1-1-0		5-3-0		NON-CONFERENCE		5-1-0		1-0-0		2-1-0								
7-1-0		1-0-0		3-0-0		HOME		1-0-0		0-0-0		2-1-0								
4-5-0		0-1-0		1-0-		AWAY		3-1-0		0-0-0		0-0-0								
3-0-0		0-0-0		1-0-0		NEUTRAL		1-0-0		1-0-0		0-0-0								
17-10-0		0-0-0		2-1-0		CONFERENCE		2-1-0		8-4-0		5-4-0								
9-5-0		0-0-0		2-1-0		HOME		2-1-0		3-1-0		2-2-0								
8-5-0		0-0-0		0-0-0		AWAY		0-0-0		5-3-0		3-2-0								
0-0-0		0-0-0		0-0-0		NEUTRAL		0-0-0		0-0-0		0-0-0								
RPI	S	Opponent		Score		RPI	S	Opponent		Score		RPI	S	Opponent		Score				
16	A	LSU		2	8	26	A	Vanderbilt		2	4	57	A	Rice		8	4			
20	H	West Virginia		4	2	26	A	Vanderbilt		6	9	57	A	Rice		5	15			
						44	A	South Ala.		12	4	57	A	Rice		12	4			
						44	H	South Ala.		12	9	63	H	Sam Houston St.		3	10			
						44	N	South Ala.		4	3	63	H	Sam Houston St.		2	1			
						45	H	McNeese		5	4	63	H	Sam Houston St.		3	2			
						45	H	McNeese		10	2	82	A	Tulane		16	2			
						45	H	McNeese		1	4	82	H	Tulane		8	5			
						49	A	Louisiana		2	9	86	N	Seton Hall		13	1			
						49	H	Louisiana		5	4									
						49	H	Louisiana		15	3									
LAST 10 GAMES						LAST 10 GAMES						LAST 10 GAMES								
						63	H	Sam Houston St.		3	10	145	A	SFA		11	5			
						63	H	Sam Houston St.		3	2	145	A	SFA		7	0			
						63	H	Sam Houston St.		2	1	286	H	Alcorn		21	3			
						82	A	Tulane		16	2	155	A	Nicholls St.		11	6			
						145	A	SFA		11	7	155	H	Nicholls St.		2	3			

Average RPI Win: 118		WON-LOST RECORD	WINNING PCT. RANK		LAST 10 GAMES	STRENGTH OF SCHEDULE	OPP. STRENGTH OF SCHEDULE	TEAM RPI	ADJ RPI	CONF. RPI	ADJ CONF. RPI				
Average RPI Loss: 32															
DIV. I ONLY		29-20-0	.59184	79	5-5-0	21	6	35	.56635	35	2	2			
DIV. I NON-CONF.		18-6-0	.75	21	2-0-0	92	34	34	.56741	34	2	2			
<hr/>															
TOTALS		RPI 1-25	RPI 26-50		W-L RECORDS	RPI 51-100		RPI 101-150		RPI 150+					
29-20-0		6-15-0	2-1-0		OVERALL	5-3-0		3-0-0		13-1-0					
22-7-0		0-3-0	2-1-0		HOME	5-2-0		3-0-0		12-1-0					
5-9-0		5-8-0	0-0-0		AWAY	0-1-0		0-0-0		0-0-0					
2-4-0		1-4-0	0-0-0		NEUTRAL	0-0-0		0-0-0		1-0-0					
18-6-0		2-3-0	0-0-0		NON-CONFERENCE	3-2-0		3-0-0		10-1-0					
15-2-0		0-0-0	0-0-0		HOME	3-1-0		3-0-0		9-1-0					
1-1-0		1-0-0	0-0-		AWAY	0-1-0		0-0-0		0-0-0					
2-3-0		1-3-0	0-0-0		NEUTRAL	0-0-0		0-0-0		1-0-0					
11-14-0		4-12-0	2-1-0		CONFERENCE	2-1-0		0-0-0		3-0-0					
7-5-0		0-3-0	2-1-0		HOME	2-1-0		0-0-0		3-0-0					
4-8-0		4-8-0	0-0-0		AWAY	0-0-0		0-0-0		0-0-0					
0-1-0		0-1-0	0-0-0		NEUTRAL	0-0-0		0-0-0		0-0-0					
RPI	S	Opponent	Score	RPI	S	Opponent	Score	RPI	S	Opponent	Score	RPI	S	Opponent	Score
3	N	Texas Tech	1 5	26	H	Vanderbilt	1 0	71	H	Missouri	9 6	126	H	Furman	2 0
4	A	Florida	4 7	26	H	Vanderbilt	10 8	71	H	Missouri	3 9	126	H	Furman	5 0
4	A	Florida	4 6	26	H	Vanderbilt	2 6	71	H	Missouri	3 1	126	H	Furman	1 0
4	A	Florida	2 11					84	H	East Carolina	5 4	155	N	Nicholls St.	5 0
6	N	TCU	3 5					84	H	East Carolina	3 2	161	H	UNCW	8 6
8	A	Kentucky	2 4					84	H	East Carolina	8 6	161	H	UNCW	8 4
8	A	Kentucky	1 4					92	A	Memphis	1 2	161	H	UNCW	7 2
8	A	Kentucky	9 6					92	H	Memphis	6 9	170	H	Alabama	7 2
12	H	Mississippi St.	1 2									170	H	Alabama	8 2
12	H	Mississippi St.	3 5									170	H	Alabama	5 4
12	H	Mississippi St.	3 4									197	H	Arkansas St.	16 4
12	N	Mississippi St.	2 4									200	H	Georgia St.	0 2
14	A	Arkansas	4 7									200	H	Georgia St.	1 0
14	A	Arkansas	4 1									213	H	Little Rock	5 4
14	A	Arkansas	9 1									242	H	La.-Monroe	21 7
16	A	LSU	2 15									242	H	La.-Monroe	5 3
16	A	LSU	2 3									284	H	Ark.-Pine Bluff	14 6
16	A	LSU	4 1												
17	A	Southern Miss.	6 2												
17	N	Southern Miss.	6 5												
19	N	Baylor	0 4												
				LAST 10 GAMES											
				4	A	Florida	4 6	14	A	Arkansas	4 1				
				4	A	Florida	4 7	14	A	Arkansas	4 7				
				4	A	Florida	2 11	14	A	Arkansas	9 1				
				242	H	La.-Monroe	5 3	12	N	Mississippi St.	2 4				
				242	H	La.-Monroe	21 7	71	H	Missouri	9 6				

Non-Div. I Games:

Ole Miss

Michigan

Average RPI Win: 117		WON-LOST	WINNING	LAST 10	STRENGTH OF		OPP. STRENGTH	TEAM	ADJ	CONF.	ADJ CONF.
Average RPI Loss: 50		RECORD	PCT. RANK	GAMES	SCHEDULE		OF SCHEDULE	RPI	RPI	RPI	RPI
DIV. I ONLY		26-19-0	.57778	90	7-3-0		24	26	37	.56416	37
DIV. I NON-CONF.		19-4-0	.82609	12	4-0-0		75	164	7	.59596	7
TOTALS		RPI 1-25	RPI 26-50		W-L RECORDS		RPI 51-100		RPI 101-150		RPI 150+
26-19-0		3-8-0	3-5-0		OVERALL		9-4-0		1-1-0		10-1-0
14-10-0		1-4-0	1-2-0		HOME		4-3-0		1-1-0		7-0-0
9-9-0		2-4-0	2-3-0		AWAY		4-1-0		0-0-0		1-1-0
3-0-0		0-0-0	0-0-0		NEUTRAL		1-0-0		0-0-0		2-0-0
19-4-0		0-0-0	0-0-0		NON-CONFERENCE		8-2-0		1-1-0		10-1-0
11-2-0		0-0-0	0-0-0		HOME		3-1-0		1-1-0		7-0-0
5-2-0		0-0-0	0-0-		AWAY		4-1-0		0-0-0		1-1-0
3-0-0		0-0-0	0-0-0		NEUTRAL		1-0-0		0-0-0		2-0-0
7-15-0		3-8-0	3-5-0		CONFERENCE		1-2-0		0-0-0		0-0-0
3-8-0		1-4-0	1-2-0		HOME		1-2-0		0-0-0		0-0-0
4-7-0		2-4-0	2-3-0		AWAY		0-0-0		0-0-0		0-0-0
0-0-0		0-0-0	0-0-0		NEUTRAL		0-0-0		0-0-0		0-0-0
RPI S	Opponent	Score	RPI S	Opponent	Score	RPI S	Opponent	Score	RPI S	Opponent	Score
4 A	Florida	3 2	26 A	Vanderbilt	0 1	62 A	Loyola Marymount	8 4	105 H	Marshall	7 1
4 A	Florida	4 5	26 A	Vanderbilt	9 3	83 H	Cincinnati	1 2	109 H	Middle Tenn.	4 7
4 A	Florida	7 6	33 A	Texas A&M	1 2	83 H	Cincinnati	2 1	158 H	Belmont	14 8
12 A	Mississippi St.	4 14	33 A	Texas A&M	5 3	83 H	Cincinnati	6 2	163 N	UC Irvine	10 9
12 A	Mississippi St.	4 5	33 A	Texas A&M	1 3	86 N	Seton Hall	12 5	174 H	Austin Peay	18 4
12 A	Mississippi St.	4 7	40 H	Auburn	2 3	91 A	San Diego St.	8 4	186 A	ETSU	2 10
14 H	Arkansas	5 4	40 H	Auburn	5 4	92 A	Memphis	8 5	186 H	ETSU	9 2
14 H	Arkansas	0 2	40 H	Auburn	1 8	92 A	Memphis	10 0	186 N	ETSU	8 1
24 H	South Carolina	2 10				92 A	Memphis	1 4	199 H	UNC Asheville	5 2
24 H	South Carolina	4 6				94 H	Georgia	6 5	230 A	Eastern Ky.	7 6
24 H	South Carolina	1 7				94 H	Georgia	1 3	249 H	Norfolk St.	10 2
						94 H	Georgia	5 7	249 H	Norfolk St.	5 2
						95 H	Tennessee Tech	6 0	249 H	Norfolk St.	5 4
LAST 10 GAMES											
230 A	Eastern Ky.	7 6	26 A	Vanderbilt	9 3						
158 H	Belmont	14 8	26 A	Vanderbilt	0 1						
14 H	Arkansas	0 2	186 N	ETSU	8 1						
14 H	Arkansas	5 4	33 A	Texas A&M	5 3						
186 H	ETSU	9 2	33 A	Texas A&M	1 3						

Non-Div. I Games:

Tennessee

Average RPI Win:		151	WON-LOST RECORD		WINNING PCT. RANK		LAST 10 GAMES		STRENGTH OF SCHEDULE		OPP. STRENGTH OF SCHEDULE		TEAM RPI		ADJ RPI		CONF. RPI		ADJ CONF. RPI				
Average RPI Loss:		77																					
DIV. I ONLY			28-20-1		.58163 88		6-4-0		25		116		38		.56333 38		17		17				
DIV. I NON-CONF.			10-16-0		.38462 225		1-2-0		1		18		46		.55562 46		13		13				
TOTALS		RPI 1-25		RPI 26-50		W-L RECORDS		RPI 51-100		RPI 101-150		RPI 150+											
28-20-1		3-4-0		3-3-0		OVERALL		3-8-0		3-2-0		16-3-1											
17-6-0		3-2-0		3-0-0		HOME		0-0-0		1-2-0		10-2-0											
10-14-1		0-2-0		0-3-0		AWAY		3-8-0		1-0-0		6-1-1											
1-0-0		0-0-0		0-0-0		NEUTRAL		0-0-0		1-0-0		0-0-0											
10-16-0		3-4-0		3-3-0		NON-CONFERENCE		1-7-0		3-2-0		0-0-0											
7-4-0		3-2-0		3-0-0		HOME		0-0-0		1-2-0		0-0-0											
2-12-0		0-2-0		0-0-		AWAY		1-7-0		1-0-0		0-0-0											
1-0-0		0-0-0		0-0-0		NEUTRAL		0-0-0		1-0-0		0-0-0											
18-4-1		0-0-0		0-0-0		CONFERENCE		2-1-0		0-0-0		16-3-1											
10-2-0		0-0-0		0-0-0		HOME		0-0-0		0-0-0		10-2-0											
8-2-1		0-0-0		0-0-0		AWAY		2-1-0		0-0-0		6-1-1											
0-0-0		0-0-0		0-0-0		NEUTRAL		0-0-0		0-0-0		0-0-0											
RPI	S	Opponent		Score		RPI	S	Opponent		Score		RPI	S	Opponent		Score							
3	A	Texas Tech		4	12	32	A	Cal St. Fullerton		4	5	51	A	San Diego		2	7	110	A	New Mexico St.		5	3
3	A	Texas Tech		2	7	32	A	Cal St. Fullerton		1	2	52	A	DBU		6	5	110	H	New Mexico St.		5	12
3	H	Texas Tech		16	5	32	A	Cal St. Fullerton		0	1	52	A	DBU		6	7	110	N	New Mexico St.		8	2
3	H	Texas Tech		15	27	43	H	Binghamton		10	4	52	A	DBU		2	5	136	H	Grand Canyon		22	3
13	H	Missouri St.		0	8	43	H	Binghamton		8	4	59	A	Oklahoma St.		0	3	136	H	Grand Canyon		1	6
13	H	Missouri St.		17	8	43	H	Binghamton		11	4	59	A	Oklahoma St.		0	13	177	H	Fresno St.		6	2
13	H	Missouri St.		9	5							91	A	San Diego St.		12	10	177	H	Fresno St.		1	2
												91	A	San Diego St.		11	6	177	H	Fresno St.		24	4
												91	A	San Diego St.		0	4	207	A	Air Force		16	7
												99	A	Kansas St.		2	3	207	A	Air Force		19	5
												99	A	Kansas St.		10	12	207	A	Air Force		24	16
																		207	H	Air Force		17	10
																		207	H	Air Force		14	18
																		207	H	Air Force		11	6
																		225	A	San Jose St.		5	5
																		225	A	San Jose St.		1	2
																		225	H	San Jose St.		11	1
																		225	H	San Jose St.		16	8
																		225	H	San Jose St.		8	3
																		234	A	UNLV		29	8
																		234	A	UNLV		7	3
																		234	A	UNLV		4	2
																		234	H	UNLV		13	4
																		234	H	UNLV		13	4
																		234	H	UNLV		11	9
																		234	H	UNLV			
LAST 10 GAMES																							
						207	H	Air Force		11	6	91	A	San Diego St.		11	6						
						207	H	Air Force		17	10	91	A	San Diego St.		0	4						
						207	H	Air Force		14	18	3	H	Texas Tech		15	27						
						110	H	New Mexico St.		5	12	3	H	Texas Tech		16	5						
						91	A	San Diego St.		12	10	234	H	UNLV		11	9						

Non-Div. I Games:

New Mexico

Average RPI Win: 142		WON-LOST	WINNING	LAST 10	STRENGTH OF		OPP. STRENGTH	TEAM	ADJ	CONF.	ADJ CONF.
Average RPI Loss: 76		RECORD	PCT. RANK	GAMES	SCHEDULE		OF SCHEDULE	RPI	RPI	RPI	RPI
DIV. I ONLY		32-16-0	.66667	33	74		84	39	.56295	39	6
DIV. I NON-CONF.		19-5-0	.79167	16	90		172	16	.58985	16	6
TOTALS		RPI 1-25	RPI 26-50		W-L RECORDS		RPI 51-100		RPI 101-150		RPI 150+
32-16-0		2-4-0	4-3-0		OVERALL		8-4-0		5-3-0		13-2-0
19-7-0		1-4-0	2-0-0		HOME		0-0-0		5-2-0		11-1-0
13-9-0		1-0-0	2-3-0		AWAY		8-4-0		0-1-0		2-1-0
0-0-0		0-0-0	0-0-0		NEUTRAL		0-0-0		0-0-0		0-0-0
19-5-0		2-1-0	2-2-0		NON-CONFERENCE		3-0-0		4-1-0		8-1-0
13-1-0		1-1-0	2-0-0		HOME		0-0-0		4-0-0		6-0-0
6-4-0		1-0-0	0-0-0		AWAY		3-0-0		0-1-0		2-1-0
0-0-0		0-0-0	0-0-0		NEUTRAL		0-0-0		0-0-0		0-0-0
13-11-0		0-3-0	2-1-0		CONFERENCE		5-4-0		1-2-0		5-1-0
6-6-0		0-3-0	0-0-0		HOME		0-0-0		1-2-0		5-1-0
7-5-0		0-0-0	2-1-0		AWAY		5-4-0		0-0-0		0-0-0
0-0-0		0-0-0	0-0-0		NEUTRAL		0-0-0		0-0-0		0-0-0
RPI S	Opponent	Score	RPI S	Opponent	Score	RPI S	Opponent	Score	RPI S	Opponent	Score
12 A	Mississippi St.	3 2	42 A	Old Dominion	2 3	57 A	Rice	2 3	103 H	UTSA	3 6
14 H	Arkansas	10 13	42 A	Old Dominion	7 3	57 A	Rice	6 0	103 H	UTSA	6 0
14 H	Arkansas	4 3	42 A	Old Dominion	7 3	57 A	Rice	6 4	103 H	UTSA	4 8
17 H	Southern Miss.	5 8	45 A	McNeese	3 5	76 A	Charlotte	12 7	138 H	Wichita St.	6 2
17 H	Southern Miss.	2 5	45 H	McNeese	8 7	76 A	Charlotte	7 13	138 H	Wichita St.	15 1
17 H	Southern Miss.	9 13	49 A	Louisiana	1 3	76 A	Charlotte	2 4	138 H	Wichita St.	12 10
			49 H	Louisiana	6 5	77 A	FIU	14 6	145 A	SFA	2 6
						77 A	FIU	10 6	145 H	SFA	10 8
						77 A	FIU	3 6	175 H	UAB	9 14
						79 A	UT Arlington	6 4	175 H	UAB	7 4
						79 A	UT Arlington	7 3	175 H	UAB	10 2
						79 A	UT Arlington	3 1	197 A	Arkansas St.	5 6
									197 A	Arkansas St.	19 3
									213 A	Little Rock	10 6
									213 H	Little Rock	4 2
									242 H	La.-Monroe	12 3
									251 H	Western Ky.	7 1
									251 H	Western Ky.	5 1
									251 H	Western Ky.	6 5
									280 H	Grambling	15 1
									284 H	Ark.-Pine Bluff	11 0
									284 H	Ark.-Pine Bluff	13 3
									284 H	Ark.-Pine Bluff	16 1
			LAST 10 GAMES								
			49 A	Louisiana	1 3	251 H	Western Ky.	7 1			
			77 A	FIU	3 6	251 H	Western Ky.	6 5			
			77 A	FIU	10 6	175 H	UAB	7 4			
			77 A	FIU	14 6	175 H	UAB	10 2			
			251 H	Western Ky.	5 1	175 H	UAB	9 14			

Non-Div. I Games:

Louisiana Tech

Average RPI Win:	106	WON-LOST RECORD	WINNING PCT. RANK	LAST 10 GAMES	STRENGTH OF SCHEDULE	OPP. STRENGTH OF SCHEDULE	TEAM RPI	ADJ RPI	CONF. RPI	ADJ CONF. RPI				
DIV. I ONLY		32-18-0	.64	54	3-7-0	38	30	40	.56277	40	2	2		
DIV. I NON-CONF.		17-8-0	.68	42	0-2-0	105	191	83	.53158	83	2	2		
<hr/>														
TOTALS	RPI 1-25	RPI 26-50		W-L RECORDS		RPI 51-100		RPI 101-150		RPI 150+				
32-18-0	9-3-0	3-4-0		OVERALL		3-2-0		5-2-0		12-7-0				
21-12-0	7-2-0	0-1-0		HOME		0-1-0		3-2-0		11-6-0				
10-6-0	2-1-0	3-3-0		AWAY		3-1-0		2-0-0		0-1-0				
1-0-0	0-0-0	0-0-0		NEUTRAL		0-0-0		0-0-0		1-0-0				
17-8-0	0-0-0	0-1-0		NON-CONFERENCE		1-1-0		5-2-0		11-4-0				
14-7-0	0-0-0	0-1-0		HOME		0-1-0		3-2-0		11-3-0				
3-1-0	0-0-0	0-0-		AWAY		1-0-0		2-0-0		0-1-0				
0-0-0	0-0-0	0-0-0		NEUTRAL		0-0-0		0-0-0		0-0-0				
15-10-0	9-3-0	3-3-0		CONFERENCE		2-1-0		0-0-0		1-3-0				
7-5-0	7-2-0	0-0-0		HOME		0-0-0		0-0-0		0-3-0				
7-5-0	2-1-0	3-3-0		AWAY		2-1-0		0-0-0		0-0-0				
1-0-0	0-0-0	0-0-0		NEUTRAL		0-0-0		0-0-0		1-0-0				
RPI	S	Opponent	Score		RPI	S	Opponent	Score		RPI	S	Opponent	Score	
4	H	Florida	2	1	33	A	Texas A&M	1	3	54	A	Georgia Tech	7	4
4	H	Florida	14	3	33	A	Texas A&M	3	6	54	H	Georgia Tech	8	11
4	H	Florida	6	5	33	A	Texas A&M	2	1	94	A	Georgia	4	1
12	A	Mississippi St.	5	3	37	A	Tennessee	8	1	94	A	Georgia	2	1
12	A	Mississippi St.	2	5	37	A	Tennessee	4	5	94	A	Georgia	1	4
12	A	Mississippi St.	17	8	37	A	Tennessee	3	2					
14	H	Arkansas	3	7	44	H	South Ala.	3	14					
14	H	Arkansas	11	6										
14	H	Arkansas	15	2										
24	H	South Carolina	0	7										
24	H	South Carolina	5	4										
24	H	South Carolina	6	5										
					LAST 10 GAMES									
					175	A	UAB	2	8	12	A	Mississippi St.	17	8
					170	H	Alabama	9	11	12	A	Mississippi St.	2	5
					170	H	Alabama	6	7	104	H	Troy	2	5
					170	H	Alabama	3	4	14	H	Arkansas	11	6
					12	A	Mississippi St.	5	3	14	H	Arkansas	3	7

Non-Div. I Games:

Auburn

[illegible]

Non-Div. I Games:

Old Dominion

Average RPI Win: 179		WON-LOST	WINNING	LAST 10	STRENGTH OF		OPP. STRENGTH	TEAM	ADJ		CONF.	ADJ CONF.
Average RPI Loss: 109		RECORD	PCT. RANK	GAMES	SCHEDULE		OF SCHEDULE	RPI	RPI		RPI	RPI
DIV. I ONLY		27-9-0	.75	11	8-2-0		168	148	43		15	15
DIV. I NON-CONF.		15-7-0	.68182	40	4-2-0		145	123	42		17	17
TOTALS		RPI 1-25	RPI 26-50		W-L RECORDS		RPI 51-100		RPI 101-150		RPI 150+	
27-9-0		0-0-0	0-3-0		OVERALL		0-0-0		6-2-0		21-4-0	
13-3-0		0-0-0	0-0-0		HOME		0-0-0		2-1-0		11-2-0	
11-5-0		0-0-0	0-3-0		AWAY		0-0-0		4-1-0		7-1-0	
3-1-0		0-0-0	0-0-0		NEUTRAL		0-0-0		0-0-0		3-1-0	
15-7-0		0-0-0	0-3-0		NON-CONFERENCE		0-0-0		6-2-0		9-2-0	
5-2-0		0-0-0	0-0-0		HOME		0-0-0		2-1-0		3-1-0	
8-5-0		0-0-0	0-0-		AWAY		0-0-0		4-1-0		4-1-0	
2-0-0		0-0-0	0-0-0		NEUTRAL		0-0-0		0-0-0		2-0-0	
12-2-0		0-0-0	0-0-0		CONFERENCE		0-0-0		0-0-0		12-2-0	
8-1-0		0-0-0	0-0-0		HOME		0-0-0		0-0-0		8-1-0	
3-0-0		0-0-0	0-0-0		AWAY		0-0-0		0-0-0		3-0-0	
1-1-0		0-0-0	0-0-0		NEUTRAL		0-0-0		0-0-0		1-1-0	
RPI S	Opponent	Score	RPI S	Opponent	Score	RPI S	Opponent	Score	RPI S	Opponent	Score	
			38 A	New Mexico	4 8				115 A	Cornell	4 6	
			38 A	New Mexico	4 11				115 H	Cornell	2 10	
			38 A	New Mexico	4 10				117 A	Virginia Tech	9 8	
									117 A	Virginia Tech	2 1	
									117 A	Virginia Tech	6 5	
									117 A	Virginia Tech	12 5	
									130 H	St. Bonaventure	10 6	
									150 H	Marist	3 1	
									157 A	Central Conn. St.	1 2	
									157 A	Central Conn. St.	3 0	
									157 H	Central Conn. St.	6 1	
									157 H	Central Conn. St.	2 3	
									157 H	Central Conn. St.	3 2	
									162 H	UMBC	3 12	
									162 H	UMBC	11 2	
									162 H	UMBC	9 1	
									165 H	UMass Lowell	5 2	
									165 H	UMass Lowell	6 5	
									165 H	UMass Lowell	6 2	
									165 N	UMass Lowell	1 0	
									165 N	UMass Lowell	2 5	
									198 A	Albany (NY)	7 2	
									198 A	Albany (NY)	4 3	
									198 A	Albany (NY)	3 0	
									210 N	Toledo	9 3	
									210 N	Toledo	7 3	
									216 H	Maine	9 3	
			LAST 10 GAMES									
			257 H	Siena	22 1	157 H	Central Conn. St.	3 2	198 A	Albany (NY)	4 3	
			165 H	UMass Lowell	5 2	157 H	Central Conn. St.	2 3	198 A	Albany (NY)	3 0	
			165 H	UMass Lowell	6 5	157 H	Central Conn. St.	6 1	210 N	Toledo	9 3	
			165 H	UMass Lowell	6 2	115 H	Cornell	2 10	210 N	Toledo	7 3	
			130 H	St. Bonaventure	10 6	216 H	Maine	3 2	216 H	Maine	9 3	

Non-Div. I Games:

Binghamton

RPI	S	Opponent	Score	
216	H	Maine	7	4
216	H	Maine	3	2
221	A	Penn St.	6	3
246	A	Bucknell	12	0
254	A	Richmond	15	0
257	H	Siena	22	1

Average RPI Win:	163	WON-LOST	WINNING	LAST 10	STRENGTH OF	OPP. STRENGTH	TEAM	ADJ	CONF.	ADJ CONF.		
Average RPI Loss:	70	RECORD	PCT. RANK	GAMES	SCHEDULE	OF SCHEDULE	RPI	RPI	RPI	RPI		
DIV. I ONLY		30-16-0	.65217	44	0-3-0	114	75	45	.55739	45	11	12
DIV. I NON-CONF.		10-9-0	.52632	133	0-1-0	89	22	89	.5285	89	14	14
<hr/>												
TOTALS	RPI 1-25	RPI 26-50		W-L RECORDS		RPI 51-100		RPI 101-150		RPI 150+		
30-16-0	2-4-0	3-6-0		OVERALL		1-3-0		9-0-0		15-3-0		
19-3-0	2-0-0	2-1-0		HOME		0-0-0		6-0-0		9-2-0		
11-13-0	0-4-0	1-5-0		AWAY		1-3-0		3-0-0		6-1-0		
0-0-0	0-0-0	0-0-0		NEUTRAL		0-0-0		0-0-0		0-0-0		
10-9-0	2-4-0	2-4-0		NON-CONFERENCE		0-1-0		0-0-0		6-0-0		
9-1-0	2-0-0	2-1-0		HOME		0-0-0		0-0-0		5-0-0		
1-8-0	0-4-0	0-0-		AWAY		0-1-0		0-0-0		1-0-0		
0-0-0	0-0-0	0-0-0		NEUTRAL		0-0-0		0-0-0		0-0-0		
20-7-0	0-0-0	1-2-0		CONFERENCE		1-2-0		9-0-0		9-3-0		
10-2-0	0-0-0	0-0-0		HOME		0-0-0		6-0-0		4-2-0		
10-5-0	0-0-0	1-2-0		AWAY		1-2-0		3-0-0		5-1-0		
0-0-0	0-0-0	0-0-0		NEUTRAL		0-0-0		0-0-0		0-0-0		
RPI S	Opponent	Score	RPI S	Opponent	Score	RPI S	Opponent	Score	RPI S	Opponent	Score	
13 H	Missouri St.	4 3	29 A	Houston	5 6	63 A	Sam Houston St.	9 10	131 H	New Orleans	5 3	
15 A	Arizona	3 9	34 A	Southeastern La.	4 1	63 A	Sam Houston St.	6 8	131 H	New Orleans	9 7	
15 A	Arizona	3 8	34 A	Southeastern La.	4 5	63 A	Sam Houston St.	10 2	131 H	New Orleans	5 0	
15 A	Arizona	3 12	34 A	Southeastern La.	2 10	82 A	Tulane	2 10	135 A	Central Ark.	5 3	
15 A	Arizona	5 12	39 A	Louisiana Tech	7 8				135 A	Central Ark.	5 3	
16 H	LSU	5 4	39 H	Louisiana Tech	5 3				135 A	Central Ark.	6 3	
			47 H	Rhode Island	5 4				145 H	SFA	11 1	
			49 A	Louisiana	1 4				145 H	SFA	4 1	
			49 H	Louisiana	1 3				145 H	SFA	8 4	
									155 H	Nicholls St.	12 3	
									155 H	Nicholls St.	11 8	
									155 H	Nicholls St.	9 2	
									191 H	A&M-Corpus Christi	4 10	
									191 H	A&M-Corpus Christi	4 5	
									191 H	A&M-Corpus Christi	6 4	
									208 H	Stony Brook	18 2	
									228 A	Northwestern St.	13 4	
									228 A	Northwestern St.	5 4	
									228 A	Northwestern St.	4 7	
									242 A	La.-Monroe	32 4	
									242 H	La.-Monroe	14 5	
									262 A	Abilene Christian	7 4	
									262 A	Abilene Christian	8 5	
									262 A	Abilene Christian	18 5	
									285 H	Prairie View	7 2	
									285 H	Prairie View	16 7	
									285 H	Prairie View	12 9	
<hr/>												
LAST 10 GAMES												
49 A	Louisiana	1 4	63 A	Sam Houston St.	10 2	262 A	Abilene Christian	8 5				
191 H	A&M-Corpus Christi	4 5	63 A	Sam Houston St.	9 10	262 A	Abilene Christian	18 5				
191 H	A&M-Corpus Christi	4 10	228 A	Northwestern St.	5 4	285 H	Prairie View	7 2				
191 H	A&M-Corpus Christi	6 4	228 A	Northwestern St.	4 7	285 H	Prairie View	16 7				
63 A	Sam Houston St.	6 8	228 A	Northwestern St.	13 4	285 H	Prairie View	12 9				

Non-Div. I Games: LSU-Alexandria 4 2

McNeese

Average RPI Win: 128		WON-LOST RECORD		WINNING PCT. RANK		LAST 10 GAMES		STRENGTH OF SCHEDULE		OPP. STRENGTH OF SCHEDULE		TEAM RPI		ADJ RPI		CONF. RPI		ADJ CONF. RPI	
Average RPI Loss: 93		26-20-0		.56522 97		3-0-0		90		53		46		.55689 46		5		5	
DIV. I ONLY		16-12-0		.57143 102		2-0-0		141		99		62		.542 62		5		5	
DIV. I NON-CONF.																			
TOTALS		RPI 1-25		RPI 26-50		W-L RECORDS		RPI 51-100		RPI 101-150		RPI 150+							
26-20-0		1-2-0		2-5-0		OVERALL		11-7-0		0-2-0		12-4-0							
8-2-0		0-0-0		0-0-0		HOME		5-1-0		0-1-0		3-0-0							
14-16-0		1-2-0		2-5-0		AWAY		6-6-0		0-1-0		5-2-0							
4-2-0		0-0-0		0-0-0		NEUTRAL		0-0-0		0-0-0		4-2-0							
16-12-0		1-2-0		0-1-0		NON-CONFERENCE		3-3-0		0-2-0		12-4-0							
3-1-0		0-0-0		0-0-0		HOME		0-0-0		0-1-0		3-0-0							
9-9-0		1-2-0		0-0-0		AWAY		3-3-0		0-1-0		5-2-0							
4-2-0		0-0-0		0-0-0		NEUTRAL		0-0-0		0-0-0		4-2-0							
10-8-0		0-0-0		2-4-0		CONFERENCE		8-4-0		0-0-0		0-0-0							
5-1-0		0-0-0		0-0-0		HOME		5-1-0		0-0-0		0-0-0							
5-7-0		0-0-0		2-4-0		AWAY		3-3-0		0-0-0		0-0-0							
0-0-0		0-0-0		0-0-0		NEUTRAL		0-0-0		0-0-0		0-0-0							
RPI	S	Opponent	Score		RPI	S	Opponent	Score		RPI	S	Opponent	Score		RPI	S	Opponent	Score	
21	A	Texas	1	4	29	A	Houston	7	4	66	A	BYU	6	7	146	A	Bryant	3	9
21	A	Texas	3	9	29	A	Houston	5	6	66	A	BYU	8	7	149	H	Hartford	4	6
21	A	Texas	2	1	29	A	Houston	1	9	66	A	BYU	9	10	157	A	Central Conn. St.	7	5
					30	A	UCF	1	8	82	A	Tulane	5	6	159	A	Fairfield	6	1
					30	A	UCF	6	5	82	A	Tulane	1	3	160	A	UC Davis	7	8
					30	A	UCF	2	8	82	A	Tulane	3	8	160	A	UC Davis	9	6
					47	A	Rhode Island	2	7	83	H	Cincinnati	6	4	160	A	UC Davis	7	4
										83	H	Cincinnati	3	2	165	N	UMass Lowell	8	11
										83	H	Cincinnati	4	5	165	N	UMass Lowell	7	3
										84	A	East Carolina	3	2	165	N	UMass Lowell	5	3
										84	A	East Carolina	5	1	165	N	UMass Lowell	7	1
										84	A	East Carolina	3	2	169	A	Stetson	9	3
										86	A	Seton Hall	4	0	223	N	Western Mich.	3	4
										86	A	Seton Hall	2	3	237	H	Quinnipiac	4	3
										86	A	Seton Hall	2	1	244	N	Saint Joseph's	11	0
										92	H	Memphis	10	7	258	H	Sacred Heart	5	1
										92	H	Memphis	6	2	265	A	Santa Clara	5	9
										92	H	Memphis	4	0	267	H	Massachusetts	11	3
LAST 10 GAMES																			
					237	H	Quinnipiac	4	3	83	H	Cincinnati	3	2					
					258	H	Sacred Heart	5	1	83	H	Cincinnati	6	4					
					29	A	Houston	7	4	83	H	Cincinnati	4	5					
					29	A	Houston	1	9	47	A	Rhode Island	2	7					
					29	A	Houston	5	6	30	A	UCF	2	8					

Non-Div. I Games:

UConn

Average RPI Win:		179	WON-LOST		WINNING		LAST 10		STRENGTH OF		OPP. STRENGTH		TEAM		ADJ		CONF.		ADJ CONF.		
Average RPI Loss:		112	RECORD		PCT. RANK		GAMES		SCHEDULE		OF SCHEDULE		RPI		RPI		RPI		RPI		
DIV. I ONLY			28-16-0		.63636		56		9-1-0		102		174		47		.55684		47		
DIV. I NON-CONF.			12-12-0		.5		144		1-0-0		77		94		75		.53572		75		
TOTALS		RPI 1-25		RPI 26-50		W-L RECORDS		RPI 51-100		RPI 101-150		RPI 150+									
28-16-0		1-3-0		2-1-0		OVERALL		0-4-0		9-5-0		16-3-0									
12-1-0		0-0-0		1-0-0		HOME		0-0-0		2-0-0		9-1-0									
14-12-0		1-2-0		1-1-0		AWAY		0-2-0		7-5-0		5-2-0									
2-3-0		0-1-0		0-0-0		NEUTRAL		0-2-0		0-0-0		2-0-0									
12-12-0		1-3-0		2-1-0		NON-CONFERENCE		0-4-0		3-3-0		6-1-0									
4-1-0		0-0-0		1-0-0		HOME		0-0-0		0-0-0		3-1-0									
6-8-0		1-2-0		1-0-		AWAY		0-2-0		3-3-0		1-0-0									
2-3-0		0-1-0		0-0-0		NEUTRAL		0-2-0		0-0-0		2-0-0									
16-4-0		0-0-0		0-0-0		CONFERENCE		0-0-0		6-2-0		10-2-0									
8-0-0		0-0-0		0-0-0		HOME		0-0-0		2-0-0		6-0-0									
8-4-0		0-0-0		0-0-0		AWAY		0-0-0		4-2-0		4-2-0									
0-0-0		0-0-0		0-0-0		NEUTRAL		0-0-0		0-0-0		0-0-0									
RPI	S	Opponent		Score		RPI	S	Opponent		Score		RPI	S	Opponent		Score					
13	N	Missouri St.		1	12	45	A	McNeese		4	5	93	N	Notre Dame		4	8				
14	A	Arkansas		2	3	46	H	UConn		7	2	97	A	William & Mary		3	7				
14	A	Arkansas		3	0	48	A	North Carolina St.		5	2	97	A	William & Mary		2	11				
14	A	Arkansas		2	5							97	N	William & Mary		1	2				
														129 A Houston Baptist		6	5				
														129 A Houston Baptist		5	4				
														129 A Houston Baptist		2	10				
														129 A Houston Baptist		2	3				
														130 A St. Bonaventure		8	4				
														130 A St. Bonaventure		5	7				
														130 A St. Bonaventure		2	5				
														144 H Saint Louis		6	4				
														144 H Saint Louis		6	0				
														146 A Bryant		2	3				
														148 A Davidson		5	2				
														148 A Davidson		7	6				
														148 A Davidson		9	1				
														149 A Hartford		14	13				
														176 A George Washington		5	15				
														176 A George Washington		5	3				
														176 A George Washington		7	2				
														195 A Northeastern		7	3				
														208 N Stony Brook		6	3				
														212 H Brown		5	2				
														214 N Monmouth		5	4				
														218 H Fordham		7	2				
														218 H Fordham		5	3				
														218 H Fordham		7	3				
														224 H Holy Cross		3	7				
														237 H Quinnipiac		15	5				
														254 A Richmond		5	1				
LAST 10 GAMES				267 H Massachusetts				3	1	218 H Fordham				7	2	218 H Fordham				5	3
				267 H Massachusetts				6	0	46 H UConn				7	2	218 H Fordham				7	3
				267 H Massachusetts				5	0	176 A George Washington				5	3	224 H Holy Cross				3	7
				218 H Fordham				7	3	176 A George Washington				7	2	237 H Quinnipiac				15	5
				218 H Fordham				5	3	176 A George Washington				5	15	254 A Richmond				5	1

Non-Div. I Games:

Rhode Island

RPI	S	Opponent	Score	
254	A	Richmond	6	7
254	A	Richmond	16	5
258	H	Sacred Heart	6	4
267	H	Massachusetts	3	1
267	H	Massachusetts	6	0
267	H	Massachusetts	5	0

Rhode Island

R
h
o
d
e
I
s
l
a
n
d

R
h
o
d
e
I
s
l
a
n
d

Average RPI Win: 121		WON-LOST RECORD		WINNING PCT. RANK		LAST 10 GAMES		STRENGTH OF SCHEDULE		OPP. STRENGTH OF SCHEDULE		TEAM RPI		ADJ RPI		CONF. RPI		ADJ CONF. RPI					
DIV. I ONLY		28-21-0		.57143		94		8-2-0		28		51		48		.55612		48		3		3	
DIV. I NON-CONF.		17-8-0		.68		42		5-1-0		67		171		52		.55099		52		4		4	
TOTALS		RPI 1-25		RPI 26-50		W-L RECORDS		RPI 51-100		RPI 101-150		RPI 150+											
28-21-0		3-7-0		2-2-0		OVERALL		5-7-0		7-2-0		11-3-0											
18-10-0		1-2-0		2-2-0		HOME		2-2-0		4-1-0		9-3-0											
10-10-0		2-4-0		0-0-0		AWAY		3-5-0		3-1-0		2-0-0											
0-1-0		0-1-0		0-0-0		NEUTRAL		0-0-0		0-0-0		0-0-0											
17-8-0		0-1-0		0-1-0		NON-CONFERENCE		2-1-0		4-2-0		11-3-0											
10-6-0		0-0-0		0-1-0		HOME		0-1-0		1-1-0		9-3-0											
7-1-0		0-0-0		0-0-		AWAY		2-0-0		3-1-0		2-0-0											
0-1-0		0-1-0		0-0-0		NEUTRAL		0-0-0		0-0-0		0-0-0											
11-13-0		3-6-0		2-1-0		CONFERENCE		3-6-0		3-0-0		0-0-0											
8-4-0		1-2-0		2-1-0		HOME		2-1-0		3-0-0		0-0-0											
3-9-0		2-4-0		0-0-0		AWAY		1-5-0		0-0-0		0-0-0											
0-0-0		0-0-0		0-0-0		NEUTRAL		0-0-0		0-0-0		0-0-0											
RPI	S	Opponent		Score		RPI	S	Opponent		Score		RPI	S	Opponent		Score							
2	A	North Carolina		1 7		27	H	Florida St.		7 16		74	H	Miami (FL)		5 3							
2	A	North Carolina		2 7		27	H	Florida St.		8 4		74	H	Miami (FL)		5 7							
2	A	North Carolina		4 2		27	H	Florida St.		4 3		74	H	Miami (FL)		5 2							
5	H	Louisville		3 1		47	H	Rhode Island		2 5		76	A	Charlotte		15 10							
5	H	Louisville		1 8								76	H	Charlotte		5 6							
5	H	Louisville		6 7								84	A	East Carolina		6 0							
11	A	Wake Forest		4 6								87	A	Boston College		3 8							
11	A	Wake Forest		8 5								87	A	Boston College		0 1							
11	A	Wake Forest		5 6								87	A	Boston College		1 2							
25	N	Maryland		2 9								93	A	Notre Dame		9 2							
												93	A	Notre Dame		1 2							
												93	A	Notre Dame		1 4							

Non-Div. I Games:

North Carolina St.

Average RPI Win:		133	WON-LOST RECORD		WINNING PCT. RANK		LAST 10 GAMES		STRENGTH OF SCHEDULE		OPP. STRENGTH OF SCHEDULE		TEAM RPI		ADJ RPI		CONF. RPI		ADJ CONF. RPI	
DIV. I ONLY				30-19-1		.61 69		5-5-0		57		85		49		.55531 49		9 9		
DIV. I NON-CONF.				16-10-0		.61538 76		3-0-0		60		46		49		.55435 49		10 10		
TOTALS		RPI 1-25		RPI 26-50		W-L RECORDS		RPI 51-100		RPI 101-150		RPI 150+								
30-19-1		3-2-0		6-5-0		OVERALL		5-8-1		2-1-0		14-3-0								
17-7-0		2-1-0		5-2-0		HOME		1-3-0		0-0-0		9-1-0								
11-10-1		0-0-0		1-3-0		AWAY		4-5-1		2-1-0		4-1-0								
2-2-0		1-1-0		0-0-0		NEUTRAL		0-0-0		0-0-0		1-1-0								
16-10-0		3-2-0		4-4-0		NON-CONFERENCE		3-2-0		0-0-0		6-2-0								
9-3-0		2-1-0		3-1-0		HOME		0-1-0		0-0-0		4-0-0								
5-5-0		0-0-0		1-0-		AWAY		3-1-0		0-0-0		1-1-0								
2-2-0		1-1-0		0-0-0		NEUTRAL		0-0-0		0-0-0		1-1-0								
14-9-1		0-0-0		2-1-0		CONFERENCE		2-6-1		2-1-0		8-1-0								
8-4-0		0-0-0		2-1-0		HOME		1-2-0		0-0-0		5-1-0								
6-5-1		0-0-0		0-0-0		AWAY		1-4-1		2-1-0		3-0-0								
0-0-0		0-0-0		0-0-0		NEUTRAL		0-0-0		0-0-0		0-0-0								
RPI	S	Opponent		Score		RPI	S	Opponent		Score		RPI	S	Opponent		Score				
16	N	LSU		2	3	29	H	Houston		0	4	63	A	Sam Houston St.		2	0			
17	H	Southern Miss.		5	4	34	A	Southeastern La.		4	5	63	A	Sam Houston St.		6	1			
17	H	Southern Miss.		3	1	34	A	Southeastern La.		3	15	63	A	Sam Houston St.		3	8			
17	H	Southern Miss.		11	15	34	H	Southeastern La.		9	2	64	A	Coastal Caro.		7	7			
21	N	Texas		8	1	39	A	Louisiana Tech		5	6	64	A	Coastal Caro.		8	9			
						39	H	Louisiana Tech		3	1	64	A	Coastal Caro.		1	0			
						44	H	South Ala.		10	2	70	H	Ga. Southern		1	9			
						44	H	South Ala.		0	6	70	H	Ga. Southern		5	6			
						44	H	South Ala.		11	1	70	H	Ga. Southern		3	0			
						45	A	McNeese		3	1	79	A	UT Arlington		4	5			
						45	H	McNeese		4	1	79	A	UT Arlington		2	10			
												79	A	UT Arlington		3	9			
												82	A	Tulane		1	0			
												82	H	Tulane		4	6			

Non-Div. I Games:

Louisiana

Average RPI Win: 171		WON-LOST RECORD	WINNING PCT. RANK	LAST 10 GAMES	STRENGTH OF SCHEDULE	OPP. STRENGTH OF SCHEDULE	TEAM RPI	ADJ RPI		CONF. RPI	ADJ CONF. RPI	
Average RPI Loss: 119												
DIV. I ONLY		36-11-0	.76596	6	5-5-0	199	97	50	.55401	50	12	11
DIV. I NON-CONF.		21-8-0	.72414	29	0-3-0	249	59	71	.53778	71	15	15
<hr/>												
TOTALS		RPI 1-25		RPI 26-50		W-L RECORDS		RPI 51-100		RPI 101-150		RPI 150+
36-11-0		0-0-0		0-0-0		OVERALL		5-4-0		13-4-0		18-3-0
18-6-0		0-0-0		0-0-0		HOME		1-2-0		9-2-0		8-2-0
18-5-0		0-0-0		0-0-0		AWAY		4-2-0		4-1-0		10-1-0
0-0-0		0-0-0		0-0-0		NEUTRAL		0-0-0		0-0-0		0-0-0
21-8-0		0-0-0		0-0-0		NON-CONFERENCE		5-4-0		6-2-0		10-2-0
12-3-0		0-0-0		0-0-0		HOME		1-2-0		5-0-0		6-1-0
9-5-0		0-0-0		0-0-		AWAY		4-2-0		1-2-0		4-1-0
0-0-0		0-0-0		0-0-0		NEUTRAL		0-0-0		0-0-0		0-0-0
15-3-0		0-0-0		0-0-0		CONFERENCE		0-0-0		7-2-0		8-1-0
6-3-0		0-0-0		0-0-0		HOME		0-0-0		4-2-0		2-1-0
9-0-0		0-0-0		0-0-0		AWAY		0-0-0		3-0-0		6-0-0
0-0-0		0-0-0		0-0-0		NEUTRAL		0-0-0		0-0-0		0-0-0
RPI	S	Opponent	Score	RPI	S	Opponent	Score	RPI	S	Opponent	Score	
						54 A Georgia Tech	5 8	114 H Samford			9 6	
						54 H Georgia Tech	3 11	114 H Samford			4 2	
						70 A Ga. Southern	3 4	114 H Samford			7 1	
						70 H Ga. Southern	7 15	126 A Furman			5 3	
						84 A East Carolina	10 7	126 A Furman			7 6	
						84 A East Carolina	7 5	126 A Furman			5 4	
						84 A East Carolina	8 2	127 A Florida A&M			6 9	
						94 A Georgia	4 3	127 A Florida A&M			7 10	
						94 H Georgia	6 5	127 H Florida A&M			9 2	
								127 H Florida A&M			11 5	
								134 H UNCG			4 8	
								134 H UNCG			6 5	
								134 H UNCG			3 12	
								140 A Kennesaw St.			10 4	
								149 H Hartford			4 3	
								149 H Hartford			15 6	
								149 H Hartford			20 14	
								174 A Austin Peay			10 6	
								174 A Austin Peay			4 14	
								174 A Austin Peay			9 1	
								181 H Bradley			11 10	
								181 H Bradley			6 5	
								181 H Bradley			6 8	
								186 H ETSU			2 9	
								186 H ETSU			10 6	
								186 H ETSU			5 2	
								200 A Georgia St.			11 4	
LAST 10 GAMES												
				134 H UNCG	3	12	236 A The Citadel	2	1	181 H Bradley	6	8
				134 H UNCG	6	5	236 A The Citadel	5	3	186 H ETSU	2	9
				134 H UNCG	4	8	236 A The Citadel	6	5	186 H ETSU	10	6
				70 A Ga. Southern	3	4	54 A Georgia Tech	5	8	186 H ETSU	5	2
				70 H Ga. Southern	7	15	201 A VMI	17	5	200 A Georgia St.	11	4

Non-Div. I Games:

Mercer

RPI	S	Opponent	Score	
201	A	VMI	17	5
201	A	VMI	9	6
201	A	VMI	10	6
236	A	The Citadel	6	5
236	A	The Citadel	5	3
236	A	The Citadel	2	1
287	H	UMES	13	2
287	H	UMES	15	0
287	H	UMES	8	4
288	A	Savannah St.	6	0
288	H	Savannah St.	12	2

M
e
r
c
e
r

M
e
r
c
e
r

Mercer

Average RPI Win:	138	WON-LOST RECORD	WINNING PCT. RANK	LAST 10 GAMES	STRENGTH OF SCHEDULE	OPP. STRENGTH OF SCHEDULE	TEAM RPI	ADJ RPI	CONF. RPI	ADJ CONF. RPI		
DIV. I ONLY		30-16-1	.64894	45	3-6-1	103	60	51	.55347	51	13	13
DIV. I NON-CONF.		15-7-1	.67391	48	1-1-1	56	3	28	.5737	28	11	11
<hr/>												
TOTALS	RPI 1-25	RPI 26-50		W-L RECORDS		RPI 51-100		RPI 101-150		RPI 150+		
30-16-1	0-0-0	3-5-1		OVERALL		12-9-0		5-0-0		10-2-0		
16-7-1	0-0-0	2-3-1		HOME		3-3-0		4-0-0		7-1-0		
13-8-0	0-0-0	0-1-0		AWAY		9-6-0		1-0-0		3-1-0		
1-1-0	0-0-0	1-1-0		NEUTRAL		0-0-0		0-0-0		0-0-0		
<hr/>												
15-7-1	0-0-0	3-5-1		NON-CONFERENCE		8-1-0		2-0-0		2-1-0		
6-5-1	0-0-0	2-3-1		HOME		2-1-0		1-0-0		1-1-0		
8-1-0	0-0-0	0-0-		AWAY		6-0-0		1-0-0		1-0-0		
1-1-0	0-0-0	1-1-0		NEUTRAL		0-0-0		0-0-0		0-0-0		
<hr/>												
15-9-0	0-0-0	0-0-0		CONFERENCE		4-8-0		3-0-0		8-1-0		
10-2-0	0-0-0	0-0-0		HOME		1-2-0		3-0-0		6-0-0		
5-7-0	0-0-0	0-0-0		AWAY		3-6-0		0-0-0		2-1-0		
0-0-0	0-0-0	0-0-0		NEUTRAL		0-0-0		0-0-0		0-0-0		
<hr/>												
RPI	S	Opponent	Score	RPI	S	Opponent	Score	RPI	S	Opponent	Score	
				26	H	Vanderbilt	3 2	53	A	UCLA	3 1	
				26	H	Vanderbilt	2 8	62	A	Loyola Marymount	3 6	
				26	H	Vanderbilt	1 11	62	A	Loyola Marymount	11 10	
				28	H	Long Beach St.	9 9	62	A	Loyola Marymount	3 10	
				32	A	Cal St. Fullerton	2 13	66	H	BYU	6 3	
				32	H	Cal St. Fullerton	2 9	66	H	BYU	8 12	
				32	N	Cal St. Fullerton	11 6	66	H	BYU	8 9	
				36	N	Michigan	1 3	67	A	Saint Mary's (CA)	1 8	
				38	H	New Mexico	7 2	67	A	Saint Mary's (CA)	8 2	
								67	A	Saint Mary's (CA)	4 6	
								75	H	Oregon	7 2	
								78	A	Gonzaga	4 1	
								78	A	Gonzaga	2 9	
								78	A	Gonzaga	0 3	
								82	A	Tulane	6 2	
								82	A	Tulane	5 4	
								82	A	Tulane	11 4	
								82	A	Tulane	7 4	
								91	H	San Diego St.	1 10	
								93	H	Notre Dame	6 2	
<hr/>												
				LAST 10 GAMES								
				163	A	UC Irvine	5 1					
				67	A	Saint Mary's (CA)	4 6					
				67	A	Saint Mary's (CA)	1 8					
				67	A	Saint Mary's (CA)	8 2					
				28	H	Long Beach St.	9 9					

Non-Div. I Games:

San Diego

RPI	S	Opponent	Score	
100	A	Southern California	8	3

62	A	Loyola Marymount	3	6
62	A	Loyola Marymount	3	10
62	A	Loyola Marymount	11	10
163	H	UC Irvine	7	8
66	H	BYU	8	12

S
a
n
D
i
e
g
o

S
a
n
D
i
e
g
o

DBU

Average RPI Win:		165	WON-LOST RECORD		WINNING PCT. RANK		LAST 10 GAMES		STRENGTH OF SCHEDULE		OPP. STRENGTH OF SCHEDULE		TEAM RPI		ADJ RPI		CONF. RPI		ADJ CONF. RPI	
DIV. I ONLY			30-18-0		.625 60		7-3-0		72		139		52		.5505 52		16		16	
DIV. I NON-CONF.			20-13-0		.60606 85		2-1-0		43		102		45		.55684 45		12		12	
TOTALS		RPI 1-25		RPI 26-50		W-L RECORDS		RPI 51-100		RPI 101-150		RPI 150+								
30-18-0		1-7-0		2-2-0		OVERALL		4-3-0		8-4-0		15-2-0								
20-6-0		1-2-0		2-1-0		HOME		1-0-0		4-2-0		12-1-0								
10-12-0		0-5-0		0-1-0		AWAY		3-3-0		4-2-0		3-1-0								
0-0-0		0-0-0		0-0-0		NEUTRAL		0-0-0		0-0-0		0-0-0								
20-13-0		1-4-0		2-2-0		NON-CONFERENCE		4-3-0		6-3-0		7-1-0								
12-5-0		1-2-0		2-1-0		HOME		1-0-0		2-1-0		6-1-0								
8-8-0		0-2-0		0-0-		AWAY		3-3-0		4-2-0		1-0-0								
0-0-0		0-0-0		0-0-0		NEUTRAL		0-0-0		0-0-0		0-0-0								
10-5-0		0-3-0		0-0-0		CONFERENCE		0-0-0		2-1-0		8-1-0								
8-1-0		0-0-0		0-0-0		HOME		0-0-0		2-1-0		6-0-0								
2-4-0		0-3-0		0-0-0		AWAY		0-0-0		0-0-0		2-1-0								
0-0-0		0-0-0		0-0-0		NEUTRAL		0-0-0		0-0-0		0-0-0								
RPI	S	Opponent		Score		RPI	S	Opponent		Score		RPI	S	Opponent		Score				
6	A	TCU		2	3	33	A	Texas A&M		3	7	57	A	Rice		8	4			
6	H	TCU		3	9	38	H	New Mexico		7	6	63	A	Sam Houston St.		5	7			
13	A	Missouri St.		1	5	38	H	New Mexico		5	2	79	A	UT Arlington		9	7			
13	A	Missouri St.		3	7	38	H	New Mexico		5	6	79	H	UT Arlington		12	7			
13	A	Missouri St.		8	11							98	A	North Florida		2	6			
19	A	Baylor		6	8							98	A	North Florida		7	8			
19	H	Baylor		1	4							98	A	North Florida		9	5			
22	H	Oklahoma		16	10															

Non-Div. I Games:

DBU

RPI	S	Opponent	Score	
280	H	Grambling	3	0
285	H	Prairie View	10	0

D
B
U

D
B
U

DBU

Average RPI Win: 112		WON-LOST	WINNING	LAST 10	STRENGTH OF		OPP. STRENGTH	TEAM	ADJ		CONF.	ADJ CONF.
Average RPI Loss: 68		RECORD	PCT. RANK	GAMES	SCHEDULE		OF SCHEDULE	RPI	RPI		RPI	RPI
DIV. I ONLY		24-22-0	.52174	135	6-4-0		17	40	54		3	3
DIV. I NON-CONF.		15-7-0	.68182	40	1-3-0		74	131	48		4	4
TOTALS		RPI 1-25	RPI 26-50		W-L RECORDS		RPI 51-100		RPI 101-150		RPI 150+	
24-22-0		4-9-0	3-1-0		OVERALL		3-8-0		6-1-0		8-3-0	
15-11-0		3-7-0	1-1-0		HOME		1-1-0		4-0-0		6-2-0	
9-10-0		1-2-0	2-0-0		AWAY		2-6-0		2-1-0		2-1-0	
0-1-0		0-0-0	0-0-0		NEUTRAL		0-1-0		0-0-0		0-0-0	
15-7-0		1-0-0	3-1-0		NON-CONFERENCE		2-3-0		1-0-0		8-3-0	
10-4-0		1-0-0	1-1-0		HOME		1-1-0		1-0-0		6-2-0	
5-2-0		0-0-0	2-0-		AWAY		1-1-0		0-0-0		2-1-0	
0-1-0		0-0-0	0-0-0		NEUTRAL		0-1-0		0-0-0		0-0-0	
9-15-0		3-9-0	0-0-0		CONFERENCE		1-5-0		5-1-0		0-0-0	
5-7-0		2-7-0	0-0-0		HOME		0-0-0		3-0-0		0-0-0	
4-8-0		1-2-0	0-0-0		AWAY		1-5-0		2-1-0		0-0-0	
0-0-0		0-0-0	0-0-0		NEUTRAL		0-0-0		0-0-0		0-0-0	
RPI S	Opponent	Score	RPI S	Opponent	Score	RPI S	Opponent	Score	RPI S	Opponent	Score	
2 H	North Carolina	4 7	40 A	Auburn	11 8	66 H	BYU	5 3	105 H	Marshall	11 3	
2 H	North Carolina	5 6	40 H	Auburn	4 7	70 A	Ga. Southern	10 3	112 H	Pittsburgh	4 3	
2 H	North Carolina	4 2	50 A	Mercer	11 3	74 A	Miami (FL)	8 10	112 H	Pittsburgh	8 7	
5 H	Louisville	0 3	50 H	Mercer	8 5	74 A	Miami (FL)	7 5	112 H	Pittsburgh	5 2	
5 H	Louisville	1 10				74 A	Miami (FL)	7 17	117 A	Virginia Tech	13 3	
5 H	Louisville	4 5				93 A	Notre Dame	3 4	117 A	Virginia Tech	4 8	
7 H	Clemson	6 11				93 A	Notre Dame	6 9	117 A	Virginia Tech	6 4	
7 H	Clemson	6 13				93 A	Notre Dame	3 4	151 A	Ill.-Chicago	0 1	
7 H	Clemson	5 1				94 A	Georgia	1 5	151 A	Ill.-Chicago	3 0	
11 A	Wake Forest	8 17				94 H	Georgia	5 7	158 H	Belmont	10 2	
11 A	Wake Forest	7 6				94 N	Georgia	7 8	158 H	Belmont	12 3	
11 A	Wake Forest	4 8							158 H	Belmont	5 11	
22 H	Oklahoma	2 0							200 A	Georgia St.	7 0	
									200 H	Georgia St.	12 5	
									223 H	Western Mich.	8 3	
									260 H	Youngstown St.	3 12	
									260 H	Youngstown St.	14 6	
									260 H	Youngstown St.	15 6	
LAST 10 GAMES												
94 N	Georgia	7 8	151 A	Ill.-Chicago	3 0							
112 H	Pittsburgh	5 2	94 H	Georgia	5 7							
112 H	Pittsburgh	4 3	117 A	Virginia Tech	6 4							
112 H	Pittsburgh	8 7	117 A	Virginia Tech	13 3							
151 A	Ill.-Chicago	0 1	117 A	Virginia Tech	4 8							

Non-Div. I Games:

Georgia Tech

Average RPI Win: 117		WON-LOST RECORD		WINNING PCT. RANK		LAST 10 GAMES		STRENGTH OF SCHEDULE		OPP. STRENGTH OF SCHEDULE		TEAM RPI		ADJ RPI		CONF. RPI		ADJ CONF. RPI	
DIV. I ONLY		29-16-1		.6413 53		5-5-0		110		19		55		.54923 55		6		6	
DIV. I NON-CONF.		14-7-1		.65909 55		1-0-0		183		8		94		.52688 94		6		6	
TOTALS		RPI 1-25		RPI 26-50		W-L RECORDS		RPI 51-100		RPI 101-150		RPI 150+							
29-16-1		1-4-1		1-0-0		OVERALL		11-6-0		8-4-0		8-2-0							
22-6-1		1-1-1		0-0-0		HOME		8-2-0		7-2-0		6-1-0							
7-10-0		0-3-0		1-0-0		AWAY		3-4-0		1-2-0		2-1-0							
0-0-0		0-0-0		0-0-0		NEUTRAL		0-0-0		0-0-0		0-0-0							
14-7-1		1-1-1		1-0-0		NON-CONFERENCE		4-4-0		2-1-0		6-1-0							
12-4-1		1-1-1		0-0-0		HOME		3-1-0		2-1-0		6-1-0							
2-3-0		0-0-0		1-0-		AWAY		1-3-0		0-0-0		0-0-0							
0-0-0		0-0-0		0-0-0		NEUTRAL		0-0-0		0-0-0		0-0-0							
15-9-0		0-3-0		0-0-0		CONFERENCE		7-2-0		6-3-0		2-1-0							
10-2-0		0-0-0		0-0-0		HOME		5-1-0		5-1-0		0-0-0							
5-7-0		0-3-0		0-0-0		AWAY		2-1-0		1-2-0		2-1-0							
0-0-0		0-0-0		0-0-0		NEUTRAL		0-0-0		0-0-0		0-0-0							
RPI S	Opponent	Score		RPI S	Opponent	Score		RPI S	Opponent	Score		RPI S	Opponent	Score					
17 A	Southern Miss.	5	6	30 A	UCF	8	3	57 H	Rice	3	2	103 A	UTSA	0	6				
17 A	Southern Miss.	2	11					57 H	Rice	8	2	103 A	UTSA	6	9				
17 A	Southern Miss.	4	5					57 H	Rice	4	5	103 A	UTSA	10	0				
23 H	Indiana	6	2					69 A	FGCU	5	7	105 H	Marshall	0	7				
23 H	Indiana	4	8					69 H	FGCU	13	1	105 H	Marshall	12	6				
23 H	Indiana	6	6					74 A	Miami (FL)	2	8	105 H	Marshall	7	3				
								74 A	Miami (FL)	5	7	109 H	Middle Tenn.	7	6				
								74 H	Miami (FL)	2	5	109 H	Middle Tenn.	7	6				
								76 A	Charlotte	7	4	109 H	Middle Tenn.	10	1				
								76 A	Charlotte	5	11	120 H	Illinois	11	10				
								76 A	Charlotte	13	10	120 H	Illinois	16	2				
								77 H	FIU	9	8	120 H	Illinois	4	14				
								77 H	FIU	10	1	175 A	UAB	9	5				
								77 H	FIU	4	3	175 A	UAB	6	3				
								81 A	Bethune-Cookman	12	6	175 A	UAB	2	6				
								81 H	Bethune-Cookman	9	6	210 H	Toledo	4	6				
								96 H	Rutgers	14	2	210 H	Toledo	10	3				
												210 H	Toledo	11	8				
												214 H	Monmouth	6	1				
												214 H	Monmouth	12	10				
												214 H	Monmouth	16	5				
												216 H	Maine	11	3				
LAST 10 GAMES				LAST 10 GAMES				LAST 10 GAMES				LAST 10 GAMES							
17 A	Southern Miss.	4	5	77 H	FIU	4	3	17 A	Southern Miss.	5	6	69 H	FGCU	13	1				
17 A	Southern Miss.	2	11	103 A	UTSA	10	0	17 A	Southern Miss.	4	5	103 A	UTSA	0	6				
77 H	FIU	10	1	103 A	UTSA	6	9	77 H	FIU	9	8	103 A	UTSA	6	9				

Non-Div. I Games:

Fla. Atlantic

RPI	S	Opponent	Score	
255	A	Longwood	20	7
255	A	Longwood	6	3

Liberty

L
i
b
e
r
t
y

L
i
b
e
r
t
y

Average RPI Win:	87	WON-LOST RECORD	WINNING PCT. RANK	LAST 10 GAMES	STRENGTH OF SCHEDULE	OPP. STRENGTH OF SCHEDULE	TEAM RPI	ADJ RPI	CONF. RPI	ADJ CONF. RPI		
DIV. I ONLY		22-27-0	.44898	194	8-2-0	1	36	57	.54769	57	6	6
DIV. I NON-CONF.		10-15-0	.4	213	1-1-0	3	16	66	.54062	66	6	6
<hr/>												
TOTALS	RPI 1-25	RPI 26-50		W-L RECORDS		RPI 51-100		RPI 101-150		RPI 150+		
22-27-0	5-7-0	4-9-0		OVERALL		6-6-0		3-2-0		4-3-0		
11-15-0	3-4-0	3-4-0		HOME		1-4-0		3-1-0		1-2-0		
11-11-0	2-3-0	1-4-0		AWAY		5-2-0		0-1-0		3-1-0		
0-1-0	0-0-0	0-1-0		NEUTRAL		0-0-0		0-0-0		0-0-0		
10-15-0	4-5-0	3-4-0		NON-CONFERENCE		1-2-0		1-1-0		1-3-0		
6-8-0	2-2-0	2-2-0		HOME		0-2-0		1-0-0		1-2-0		
4-6-0	2-3-0	1-0-		AWAY		1-0-0		0-1-0		0-1-0		
0-1-0	0-0-0	0-1-0		NEUTRAL		0-0-0		0-0-0		0-0-0		
12-12-0	1-2-0	1-5-0		CONFERENCE		5-4-0		2-1-0		3-0-0		
5-7-0	1-2-0	1-2-0		HOME		1-2-0		2-1-0		0-0-0		
7-5-0	0-0-0	0-3-0		AWAY		4-2-0		0-0-0		3-0-0		
0-0-0	0-0-0	0-0-0		NEUTRAL		0-0-0		0-0-0		0-0-0		
RPI S	Opponent	Score	RPI S	Opponent	Score	RPI S	Opponent	Score	RPI S	Opponent	Score	
6 A	TCU	5 13	29 A	Houston	9 0	52 H	DBU	4 8	103 H	UTSA	6 5	
10 H	Stanford	6 16	29 H	Houston	4 3	55 A	Fla. Atlantic	2 8	103 H	UTSA	7 4	
10 H	Stanford	0 2	29 N	Houston	5 6	55 A	Fla. Atlantic	5 4	103 H	UTSA	6 10	
10 H	Stanford	12 2	33 A	Texas A&M	5 8	55 A	Fla. Atlantic	2 3	118 A	Lamar University	4 10	
10 H	Stanford	4 0	34 H	Southeastern La.	4 8	63 A	Sam Houston St.	5 3	118 H	Lamar University	9 8	
17 H	Southern Miss.	6 17	34 H	Southeastern La.	15 5	63 H	Sam Houston St.	2 6	187 A	Texas St.	4 13	
17 H	Southern Miss.	11 4	34 H	Southeastern La.	4 12	76 A	Charlotte	11 8	209 H	Pepperdine	5 7	
17 H	Southern Miss.	4 15	39 H	Louisiana Tech	4 6	76 A	Charlotte	6 4	209 H	Pepperdine	7 6	
21 A	Texas	3 2	39 H	Louisiana Tech	0 6	76 A	Charlotte	8 0	209 H	Pepperdine	2 5	
21 A	Texas	7 1	39 H	Louisiana Tech	3 2	77 H	FIU	3 4	251 A	Western Ky.	13 2	
21 A	Texas	1 6	42 A	Old Dominion	2 3	77 H	FIU	8 4	251 A	Western Ky.	10 5	
21 A	Texas	4 5	42 A	Old Dominion	5 6	77 H	FIU	5 7	251 A	Western Ky.	8 4	
			42 A	Old Dominion	0 2							
LAST 10 GAMES												
			29 N	Houston	5 6	103 H	UTSA	6 5				
			76 A	Charlotte	11 8	103 H	UTSA	7 4				
			76 A	Charlotte	8 0	103 H	UTSA	6 10				
			76 A	Charlotte	6 4	251 A	Western Ky.	13 2				
			118 H	Lamar University	9 8	251 A	Western Ky.	10 5				

Non-Div. I Games:

Rice

Average RPI Win:	98	WON-LOST RECORD	WINNING PCT. RANK	LAST 10 GAMES	STRENGTH OF SCHEDULE	OPP. STRENGTH OF SCHEDULE	TEAM RPI	ADJ RPI	CONF. RPI	ADJ CONF. RPI	
DIV. I ONLY		21-21-0	.5 144	6-4-0	29	52	58	.54698 58	4	4	
DIV. I NON-CONF.		12-9-0	.57143 102	3-2-0	119	108	87	.52949 87	3	3	
<hr/>											
TOTALS	RPI 1-25	RPI 26-50		W-L RECORDS	RPI 51-100		RPI 101-150		RPI 150+		
21-21-0	4-5-0	1-1-0		OVERALL	5-6-0		6-6-0		5-3-0		
8-9-0	0-0-0	0-0-0		HOME	4-3-0		4-5-0		0-1-0		
10-11-0	4-5-0	0-0-0		AWAY	1-3-0		2-1-0		3-2-0		
3-1-0	0-0-0	1-1-0		NEUTRAL	0-0-0		0-0-0		2-0-0		
12-9-0	0-0-0	1-1-0		NON-CONFERENCE	1-1-0		5-4-0		5-3-0		
3-5-0	0-0-0	0-0-0		HOME	0-1-0		3-3-0		0-1-0		
6-3-0	0-0-0	0-0-		AWAY	1-0-0		2-1-0		3-2-0		
3-1-0	0-0-0	1-1-0		NEUTRAL	0-0-0		0-0-0		2-0-0		
9-12-0	4-5-0	0-0-0		CONFERENCE	4-5-0		1-2-0		0-0-0		
5-4-0	0-0-0	0-0-0		HOME	4-2-0		1-2-0		0-0-0		
4-8-0	4-5-0	0-0-0		AWAY	0-3-0		0-0-0		0-0-0		
0-0-0	0-0-0	0-0-0		NEUTRAL	0-0-0		0-0-0		0-0-0		
RPI S	Opponent	Score	RPI S	Opponent	Score	RPI S	Opponent	Score	RPI S	Opponent	Score
1 A	Oregon St.	4 5	41 N	Nebraska	3 4	66 A	BYU	7 6	103 A	UTSA	3 8
1 A	Oregon St.	1 5	41 N	Nebraska	7 5	66 H	BYU	6 11	103 A	UTSA	7 1
1 A	Oregon St.	4 5				68 A	Washington	1 4	103 A	UTSA	17 3
10 A	Stanford	1 5				68 A	Washington	1 3	110 H	New Mexico St.	5 1
10 A	Stanford	4 6				68 A	Washington	3 4	110 H	New Mexico St.	0 3
10 A	Stanford	4 0				72 H	California	7 8	110 H	New Mexico St.	5 1
15 A	Arizona	12 5				72 H	California	16 8	113 H	Washington St.	1 10
15 A	Arizona	4 2				72 H	California	9 3	113 H	Washington St.	4 5
15 A	Arizona	7 3				75 H	Oregon	11 5	113 H	Washington St.	2 1
						75 H	Oregon	13 1	133 H	UC Riverside	2 6
						75 H	Oregon	1 11	133 H	UC Riverside	5 7
									133 H	UC Riverside	7 3
									156 N	Ohio St.	12 0
									156 N	Ohio St.	6 4
									172 A	CSU Bakersfield	15 3
									172 A	CSU Bakersfield	7 5
									172 A	CSU Bakersfield	5 6
									203 A	Nevada	4 9
									264 A	Utah Valley	23 5
									264 H	Utah Valley	7 9
<hr/>											
LAST 10 GAMES											
						66 A	BYU	7 6	113 H	Washington St.	1 10
						133 H	UC Riverside	5 7	113 H	Washington St.	2 1
						133 H	UC Riverside	2 6	264 A	Utah Valley	23 5
						133 H	UC Riverside	7 3	15 A	Arizona	4 2
						113 H	Washington St.	4 5	15 A	Arizona	7 3

Non-Div. I Games:

Utah

Average RPI Win:		108	WON-LOST RECORD		WINNING PCT. RANK		LAST 10 GAMES		STRENGTH OF SCHEDULE		OPP. STRENGTH OF SCHEDULE		TEAM RPI		ADJ RPI		CONF. RPI		ADJ CONF. RPI	
Average RPI Loss:		79																		
DIV. I ONLY			24-21-0		.53333		125		0-3-0		18		55		59		.54691		59	
DIV. I NON-CONF.			17-10-0		.62963		68		0-3-0		50		145		65		.5408		65	
TOTALS		RPI 1-25		RPI 26-50		W-L RECORDS		RPI 51-100		RPI 101-150		RPI 150+								
24-21-0		6-9-0		3-0-0		OVERALL		4-3-0		4-7-0		7-2-0								
16-11-0		3-4-0		2-0-0		HOME		2-1-0		2-4-0		7-2-0								
6-9-0		2-4-0		0-0-0		AWAY		2-2-0		2-3-0		0-0-0								
2-1-0		1-1-0		1-0-0		NEUTRAL		0-0-0		0-0-0		0-0-0								
17-10-0		2-1-0		3-0-0		NON-CONFERENCE		1-0-0		4-7-0		7-2-0								
12-6-0		1-0-0		2-0-0		HOME		0-0-0		2-4-0		7-2-0								
3-3-0		0-0-0		0-0-		AWAY		1-0-0		2-3-0		0-0-0								
2-1-0		1-1-0		1-0-0		NEUTRAL		0-0-0		0-0-0		0-0-0								
7-11-0		4-8-0		0-0-0		CONFERENCE		3-3-0		0-0-0		0-0-0								
4-5-0		2-4-0		0-0-0		HOME		2-1-0		0-0-0		0-0-0								
3-6-0		2-4-0		0-0-0		AWAY		1-2-0		0-0-0		0-0-0								
0-0-0		0-0-0		0-0-0		NEUTRAL		0-0-0		0-0-0		0-0-0								
RPI	S	Opponent		Score		RPI	S	Opponent		Score		RPI	S	Opponent		Score				
3	A	Texas Tech		12 10		38	H	New Mexico		3 0		61	A	Kansas		5 6				
3	A	Texas Tech		2 8		38	H	New Mexico		13 0		61	A	Kansas		11 6				
3	A	Texas Tech		3 1		41	N	Nebraska		1 0		61	A	Kansas		2 4				
6	A	TCU		5 7								85	A	Arizona St.		18 4				
6	A	TCU		1 5								99	H	Kansas St.		13 3				
6	A	TCU		5 6								99	H	Kansas St.		4 10				
13	H	Missouri St.		7 3								99	H	Kansas St.		6 3				
14	N	Arkansas		8 3										Grand Canyon		0 4				
15	N	Arizona		9 10										Grand Canyon		1 6				
20	H	West Virginia		8 9										Grand Canyon		6 5				
20	H	West Virginia		3 5										Wichita St.		6 3				
20	H	West Virginia		3 2										Saint Louis		7 10				
21	H	Texas		0 7										Texas St.		10 7				
21	H	Texas		4 5										Texas St.		11 12				
22	H	Oklahoma		4 3										Texas St.		6 3				
														Northwestern St.		7 2				
														Northwestern St.		15 4				
														Northwestern St.		6 3				
														South Dakota St.		6 3				
														South Dakota St.		8 3				
														South Dakota St.		1 2				
LAST 10 GAMES																				
						102	A	Oral Roberts		1 4		21	H	Texas		0 7				
						118	H	Lamar University		2 6		3	A	Texas Tech		3 1				
						118	H	Lamar University		6 7		3	A	Texas Tech		2 8				
						118	H	Lamar University		6 5		3	A	Texas Tech		12 10				
						21	H	Texas		4 5		102	H	Oral Roberts		7 6				

Non-Div. I Games:

Oklahoma St.

RPI	S	Opponent	Score	
210	H	Toledo	1	0
210	H	Toledo	3	2
210	H	Toledo	10	1
237	N	Quinnipiac	2	4
241	A	Northern Ill.	7	4
241	A	Northern Ill.	7	8
241	A	Northern Ill.	4	1
260	A	Youngstown St.	6	3
260	H	Youngstown St.	6	11
271	A	Bowling Green	3	9
271	H	Bowling Green	3	0

Kent St.

K
e
n
t
S
t
.

K
e
n
t
S
t
.

Average RPI Win: 130		WON-LOST	WINNING	LAST 10	STRENGTH OF		OPP. STRENGTH	TEAM	ADJ	CONF.	ADJ CONF.
Average RPI Loss: 61		RECORD	PCT. RANK	GAMES	SCHEDULE		OF SCHEDULE	RPI	RPI	RPI	RPI
DIV. I ONLY		27-22-0	.55102	108	8-2-0		33	54	61	.54606	61
DIV. I NON-CONF.		18-13-0	.58065	97	7-0-0		93	165	107	.52083	107
TOTALS		RPI 1-25	RPI 26-50		W-L RECORDS		RPI 51-100		RPI 101-150		RPI 150+
27-22-0		9-12-0	0-0-0		OVERALL		2-3-0		7-5-0		9-2-0
18-11-0		4-3-0	0-0-0		HOME		2-2-0		4-4-0		8-2-0
9-9-0		5-8-0	0-0-0		AWAY		0-0-0		3-1-0		1-0-0
0-2-0		0-1-0	0-0-0		NEUTRAL		0-1-0		0-0-0		0-0-0
18-13-0		2-4-0	0-0-0		NON-CONFERENCE		0-2-0		7-5-0		9-2-0
13-7-0		1-0-0	0-0-0		HOME		0-1-0		4-4-0		8-2-0
5-4-0		1-3-0	0-0-0		AWAY		0-0-0		3-1-0		1-0-0
0-2-0		0-1-0	0-0-0		NEUTRAL		0-1-0		0-0-0		0-0-0
9-9-0		7-8-0	0-0-0		CONFERENCE		2-1-0		0-0-0		0-0-0
5-4-0		3-3-0	0-0-0		HOME		2-1-0		0-0-0		0-0-0
4-5-0		4-5-0	0-0-0		AWAY		0-0-0		0-0-0		0-0-0
0-0-0		0-0-0	0-0-0		NEUTRAL		0-0-0		0-0-0		0-0-0
RPI S	Opponent	Score	RPI S	Opponent	Score	RPI S	Opponent	Score	RPI S	Opponent	Score
6 A	TCU	1 3				56 N	Liberty	1 6	102 A	Oral Roberts	7 2
6 A	TCU	1 5				59 H	Oklahoma St.	6 11	102 H	Oral Roberts	1 12
6 A	TCU	4 3				59 H	Oklahoma St.	4 2	114 H	Samford	6 8
9 N	Virginia	6 9				59 H	Oklahoma St.	6 5	114 H	Samford	6 4
10 A	Stanford	0 6				73 H	Minnesota	2 5	114 H	Samford	1 6
10 A	Stanford	0 5							129 H	Houston Baptist	2 4
10 A	Stanford	2 4							129 H	Houston Baptist	4 2
13 A	Missouri St.	4 2							129 H	Houston Baptist	2 1
13 H	Missouri St.	8 5							136 A	Grand Canyon	9 4
19 H	Baylor	1 3							136 A	Grand Canyon	7 3
19 H	Baylor	4 5							138 A	Wichita St.	0 8
19 H	Baylor	6 1							138 H	Wichita St.	8 6
20 A	West Virginia	7 2							152 H	Creighton	3 7
20 A	West Virginia	1 10							228 H	Northwestern St.	11 7
20 A	West Virginia	0 8							228 H	Northwestern St.	8 2
21 H	Texas	2 1							228 H	Northwestern St.	6 7
21 H	Texas	5 4							236 A	The Citadel	7 5
21 H	Texas	3 5							273 H	Texas Southern	8 4
22 A	Oklahoma	6 7							273 H	Texas Southern	10 0
22 A	Oklahoma	5 2							273 H	Texas Southern	20 4
22 A	Oklahoma	15 10							273 H	Texas Southern	11 2
									281 H	Omaha	11 1
									281 H	Omaha	6 5
			LAST 10 GAMES								
			273 H	Texas Southern	10 0	19 H	Baylor	6 1			
			273 H	Texas Southern	8 4	19 H	Baylor	1 3			
			273 H	Texas Southern	11 2	19 H	Baylor	4 5			
			273 H	Texas Southern	20 4	136 A	Grand Canyon	7 3			
			13 H	Missouri St.	8 5	136 A	Grand Canyon	9 4			

Non-Div. I Games:

Kansas

L
o
y
o
l
a
M
a
r
y
m
o
u
n
t

Loyola Marymount

RPI	S	Opponent	Score	
265	H	Santa Clara	6	3
265	H	Santa Clara	3	10
265	H	Santa Clara	5	1

Loyola Marymount

L
o
y
o
l
a
M
a
r
y
m
o
u
n
t

L
o
y
o
l
a
M
a
r
y
m
o
u
n
t

Average RPI Win:		135	WON-LOST RECORD		WINNING PCT. RANK		LAST 10 GAMES		STRENGTH OF SCHEDULE		OPP. STRENGTH OF SCHEDULE		TEAM RPI		ADJ RPI		CONF. RPI		ADJ CONF. RPI					
DIV. I ONLY			32-17-0		.65306		40		6-4-0		113		57		63		.54407		63		11		12	
DIV. I NON-CONF.			16-9-0		.64		61		3-0-0		137		7		88		.52851		88		14		14	
TOTALS		RPI 1-25		RPI 26-50				W-L RECORDS				RPI 51-100				RPI 101-150				RPI 150+				
32-17-0		1-3-0		7-5-0				OVERALL				3-1-0				4-5-0				17-3-0				
22-9-0		0-2-0		4-3-0				HOME				2-1-0				3-0-0				13-3-0				
9-8-0		1-1-0		2-2-0				AWAY				1-0-0				1-5-0				4-0-0				
1-0-0		0-0-0		1-0-0				NEUTRAL				0-0-0				0-0-0				0-0-0				
16-9-0		1-3-0		4-2-0				NON-CONFERENCE				3-1-0				0-0-0				8-3-0				
11-8-0		0-2-0		2-2-0				HOME				2-1-0				0-0-0				7-3-0				
4-1-0		1-1-0		1-0-				AWAY				1-0-0				0-0-0				1-0-0				
1-0-0		0-0-0		1-0-0				NEUTRAL				0-0-0				0-0-0				0-0-0				
16-8-0		0-0-0		3-3-0				CONFERENCE				0-0-0				4-5-0				9-0-0				
11-1-0		0-0-0		2-1-0				HOME				0-0-0				3-0-0				6-0-0				
5-7-0		0-0-0		1-2-0				AWAY				0-0-0				1-5-0				3-0-0				
0-0-0		0-0-0		0-0-0				NEUTRAL				0-0-0				0-0-0				0-0-0				
RPI	S	Opponent		Score		RPI	S	Opponent		Score		RPI	S	Opponent		Score		RPI	S	Opponent		Score		
19	A	Baylor		7	4	29	A	Houston		12	2	52	H	DBU		7	5	118	H	Lamar University		6	4	
19	H	Baylor		5	6	29	H	Houston		3	2	57	A	Rice		6	2	118	H	Lamar University		3	1	
21	A	Texas		1	8	29	N	Houston		5	4	57	H	Rice		3	5	118	H	Lamar University		9	4	
21	H	Texas		2	7	34	A	Southeastern La.		1	2	79	H	UT Arlington		14	2	135	A	Central Ark.		2	3	
						34	A	Southeastern La.		2	3							135	A	Central Ark.		3	5	
						34	A	Southeastern La.		10	3							135	A	Central Ark.		5	7	
						45	H	McNeese		8	6							145	A	SFA		1	5	
						45	H	McNeese		2	10							145	A	SFA		2	12	
						45	H	McNeese		10	9							145	A	SFA		3	2	
						49	H	Louisiana		1	6							155	H	Nicholls St.		8	3	
						49	H	Louisiana		0	2							155	H	Nicholls St.		6	5	
						49	H	Louisiana		8	3							155	H	Nicholls St.		11	2	
						LAST 10 GAMES												181	H	Bradley		7	1	
						52	H	DBU		7	5	45	H	McNeese		8	6	181	H	Bradley		14	7	
						34	A	Southeastern La.		10	3	45	H	McNeese		2	10	181	H	Bradley		8	2	
						34	A	Southeastern La.		2	3	45	H	McNeese		10	9	184	H	Buffalo		4	10	
						34	A	Southeastern La.		1	2	29	A	Houston		12	2	184	H	Buffalo		20	5	
						29	H	Houston		3	2	135	A	Central Ark.		5	7	184	H	Buffalo		3	5	
																		187	A	Texas St.		7	4	
																		191	H	A&M-Corpus Christi		6	3	
																		191	H	A&M-Corpus Christi		19	1	
																		191	H	A&M-Corpus Christi		12	3	
						52	H	DBU		7	5	45	H	McNeese		8	6	203	H	Nevada		1	0	
						34	A	Southeastern La.		10	3	45	H	McNeese		2	10	203	H	Nevada		4	5	
						34	A	Southeastern La.		2	3	45	H	McNeese		10	9	203	H	Nevada		8	2	
						34	A	Southeastern La.		1	2	29	A	Houston		12	2	209	H	Pepperdine		2	1	
						29	H	Houston		3	2	135	A	Central Ark.		5	7	262	A	Abilene Christian		19	12	

Non-Div. I Games:

Sam Houston St.

RPI	S	Opponent	Score	
262	A	Abilene Christian	14	3
262	A	Abilene Christian	13	3

Sam Houston St.

S
a
m
H
o
u
s
t
o
n
S
t
.

S
a
m
H
o
u
s
t
o
n
S
t
.

Average RPI Win:		159	WON-LOST RECORD		WINNING PCT. RANK	LAST 10 GAMES		STRENGTH OF SCHEDULE		OPP. STRENGTH OF SCHEDULE	TEAM RPI	ADJ RPI	CONF. RPI	ADJ CONF. RPI			
Average RPI Loss:		82															
DIV. I ONLY			31-17-1		.64286	52		6-4-0		92	87	64	.54397	64	9	9	
DIV. I NON-CONF.			15-10-0		.6	88		1-1-0		84	39	100	.52508	100	10	10	
TOTALS		RPI 1-25		RPI 26-50		W-L RECORDS		RPI 51-100		RPI 101-150		RPI 150+					
31-17-1		0-5-0		3-3-1		OVERALL		2-2-0		9-4-0		17-3-0					
19-12-1		0-3-0		1-2-1		HOME		2-2-0		8-4-0		8-1-0					
12-5-0		0-2-0		2-1-0		AWAY		0-0-0		1-0-0		9-2-0					
0-0-0		0-0-0		0-0-0		NEUTRAL		0-0-0		0-0-0		0-0-0					
15-10-0		0-5-0		0-1-0		NON-CONFERENCE		1-0-0		7-3-0		7-1-0					
12-8-0		0-3-0		0-1-0		HOME		1-0-0		6-3-0		5-1-0					
3-2-0		0-2-0		0-0-		AWAY		0-0-0		1-0-0		2-0-0					
0-0-0		0-0-0		0-0-0		NEUTRAL		0-0-0		0-0-0		0-0-0					
16-7-1		0-0-0		3-2-1		CONFERENCE		1-2-0		2-1-0		10-2-0					
7-4-1		0-0-0		1-1-1		HOME		1-2-0		2-1-0		3-0-0					
9-3-0		0-0-0		2-1-0		AWAY		0-0-0		0-0-0		7-2-0					
0-0-0		0-0-0		0-0-0		NEUTRAL		0-0-0		0-0-0		0-0-0					
RPI	S	Opponent		Score		RPI	S	Opponent		Score		RPI	S	Opponent		Score	
2	A	North Carolina		6	7	31	H	St. John's (NY)		4	7	70	H	Ga. Southern		6	5
11	A	Wake Forest		9	19	44	A	South Ala.		11	9	70	H	Ga. Southern		2	3
11	H	Wake Forest		8	13	44	A	South Ala.		4	3	70	H	Ga. Southern		6	7
20	H	West Virginia		9	22	44	A	South Ala.		3	4	80	H	Winthrop		8	3
20	H	West Virginia		1	4	49	H	Louisiana		9	8						
						49	H	Louisiana		0	1						
						49	H	Louisiana		7	7						
						LAST 10 GAMES											
						141	H	Col. of Charleston		5	6	104	H	Troy		11	8
						161	H	UNCW		13	6	104	H	Troy		5	4
						242	A	La.-Monroe		8	1	104	H	Troy		0	4
						242	A	La.-Monroe		10	5	70	H	Ga. Southern		2	3
						242	A	La.-Monroe		7	5	70	H	Ga. Southern		6	7

Non-Div. I Games:

Coastal Caro.

RPI	S	Opponent	Score	
215	H	James Madison	3	11
236	A	The Citadel	9	6
242	A	La.-Monroe	7	5
242	A	La.-Monroe	10	5
242	A	La.-Monroe	8	1
254	H	Richmond	8	5

Coastal Caro.

C
o
a
s
t
a
l
C
a
r
o
.

C
o
a
s
t
a
l
C
a
r
o
.

Average RPI Win: 178		WON-LOST	WINNING	LAST 10	STRENGTH OF	OPP. STRENGTH	TEAM	ADJ	CONF.	ADJ CONF.			
Average RPI Loss: 132		RECORD	PCT. RANK	GAMES	SCHEDULE	OF SCHEDULE	RPI	RPI	RPI	RPI			
DIV. I ONLY		28-16-0	.63636	56	8-2-0	154	185	65	.54331	65	14	14	
DIV. I NON-CONF.		12-12-0	.5	144	2-0-0	118	215	90	.52809	90	9	9	
TOTALS		RPI 1-25	RPI 26-50		W-L RECORDS	RPI 51-100		RPI 101-150		RPI 150+			
28-16-0		0-2-0	0-0-0		OVERALL	0-2-0		8-5-0		20-7-0			
10-3-0		0-0-0	0-0-0		HOME	0-0-0		5-1-0		5-2-0			
14-12-0		0-2-0	0-0-0		AWAY	0-2-0		3-4-0		11-4-0			
4-1-0		0-0-0	0-0-0		NEUTRAL	0-0-0		0-0-0		4-1-0			
12-12-0		0-2-0	0-0-0		NON-CONFERENCE	0-2-0		2-3-0		10-5-0			
2-1-0		0-0-0	0-0-0		HOME	0-0-0		0-0-0		2-1-0			
6-10-0		0-2-0	0-0-		AWAY	0-2-0		2-3-0		4-3-0			
4-1-0		0-0-0	0-0-0		NEUTRAL	0-0-0		0-0-0		4-1-0			
16-4-0		0-0-0	0-0-0		CONFERENCE	0-0-0		6-2-0		10-2-0			
8-2-0		0-0-0	0-0-0		HOME	0-0-0		5-1-0		3-1-0			
8-2-0		0-0-0	0-0-0		AWAY	0-0-0		1-1-0		7-1-0			
0-0-0		0-0-0	0-0-0		NEUTRAL	0-0-0		0-0-0		0-0-0			
RPI S	Opponent	Score		RPI S	Opponent	Score		RPI S	Opponent	Score			
7 A	Clemson	8	10			97 A	William & Mary	6	7	110 A	New Mexico St.	3	1
7 A	Clemson	6	10			97 A	William & Mary	3	10	110 A	New Mexico St.	5	16
										110 A	New Mexico St.	3	7
										110 A	New Mexico St.	5	18
										115 A	Cornell	7	2
										115 A	Cornell	4	6
										119 H	Dartmouth	8	0
										119 H	Dartmouth	2	7
										119 H	Dartmouth	6	1
										119 H	Dartmouth	11	3
										128 H	Columbia	6	3
										128 H	Columbia	5	4
										149 A	Hartford	13	11
										153 A	Wofford	17	8
										153 A	Wofford	18	15
										153 A	Wofford	2	6
										153 A	Wofford	2	3
										159 A	Fairfield	1	5
										165 H	UMass Lowell	4	3
										178 A	Princeton	3	1
										178 A	Princeton	8	0
										183 A	Harvard	7	12
										183 A	Harvard	13	9
										183 A	Harvard	21	13
										183 A	Harvard	4	2
										190 H	Penn	6	2
										190 H	Penn	5	4
LAST 10 GAMES				LAST 10 GAMES				LAST 10 GAMES					
				165 H	UMass Lowell	4	3	218 A	Fordham	8	4		
				212 A	Brown	5	4	119 H	Dartmouth	6	1		
				212 A	Brown	5	4	119 H	Dartmouth	2	7		
				212 H	Brown	10	2	119 H	Dartmouth	11	3		
				212 H	Brown	1	12	119 H	Dartmouth	8	0		

Non-Div. I Games:

Yale

RPI	S	Opponent	Score
208	A	Stony Brook	13 3
212	A	Brown	5 4
212	A	Brown	5 4
212	H	Brown	10 2
212	H	Brown	1 12
218	A	Fordham	8 4
224	N	Holy Cross	4 3
224	N	Holy Cross	4 0
224	N	Holy Cross	7 1
224	N	Holy Cross	7 8
244	N	Saint Joseph's	13 9
256	H	Iona	9 5
258	H	Sacred Heart	6 9

RPI	S	Opponent	Score	
268	N	Northern Colo.	6	0

BYU

B
Y
U

B
Y
U

Average RPI Win:	159	WON-LOST RECORD	WINNING PCT. RANK	LAST 10 GAMES	STRENGTH OF SCHEDULE	OPP. STRENGTH OF SCHEDULE	TEAM RPI	ADJ RPI	CONF. RPI	ADJ CONF. RPI		
DIV. I ONLY		31-17-0	.64583	48	6-4-0	135	81	67	.54308	67	13	13
DIV. I NON-CONF.		18-9-0	.66667	49	1-2-0	189	20	63	.5415	63	11	11
<hr/>												
TOTALS	RPI 1-25	RPI 26-50		W-L RECORDS		RPI 51-100		RPI 101-150		RPI 150+		
31-17-0	0-1-0	1-2-0		OVERALL		8-9-0		6-2-0		16-3-0		
18-7-0	0-1-0	0-0-0		HOME		6-5-0		3-1-0		9-0-0		
11-10-0	0-0-0	1-2-0		AWAY		2-4-0		3-1-0		5-3-0		
2-0-0	0-0-0	0-0-0		NEUTRAL		0-0-0		0-0-0		2-0-0		
18-9-0	0-1-0	1-2-0		NON-CONFERENCE		3-2-0		4-1-0		10-3-0		
9-4-0	0-1-0	0-0-0		HOME		3-2-0		3-1-0		3-0-0		
7-5-0	0-0-0	1-0-		AWAY		0-0-0		1-0-0		5-3-0		
2-0-0	0-0-0	0-0-0		NEUTRAL		0-0-0		0-0-0		2-0-0		
13-8-0	0-0-0	0-0-0		CONFERENCE		5-7-0		2-1-0		6-0-0		
9-3-0	0-0-0	0-0-0		HOME		3-3-0		0-0-0		6-0-0		
4-5-0	0-0-0	0-0-0		AWAY		2-4-0		2-1-0		0-0-0		
0-0-0	0-0-0	0-0-0		NEUTRAL		0-0-0		0-0-0		0-0-0		
RPI	S	Opponent	Score	RPI	S	Opponent	Score	RPI	S	Opponent	Score	
1	H	Oregon St.	3 4	26	A	Vanderbilt	8 9	51	H	San Diego	8 1	
				26	A	Vanderbilt	1 9	51	H	San Diego	2 8	
				26	A	Vanderbilt	5 1	51	H	San Diego	6 4	
								62	H	Loyola Marymount	3 12	
								62	H	Loyola Marymount	0 7	
								62	H	Loyola Marymount	1 0	
								66	A	BYU	6 7	
								66	A	BYU	2 6	
								66	A	BYU	1 14	
								68	H	Washington	5 11	
								68	H	Washington	1 11	
								68	H	Washington	6 5	
								68	H	Washington	6 5	
								72	H	California	24 7	
								78	A	Gonzaga	11 12	
								78	A	Gonzaga	9 8	
								78	A	Gonzaga	7 3	

Non-Div. I Games:

Saint Mary's (CA)

Average RPI Win:	115	WON-LOST	WINNING	LAST 10	STRENGTH OF	OPP. STRENGTH	TEAM	ADJ	CONF.	ADJ CONF.	
Average RPI Loss:	103	RECORD	PCT. RANK	GAMES	SCHEDULE	OF SCHEDULE	RPI	RPI	RPI	RPI	
DIV. I ONLY	24-21-0	.53333	125	4-6-0	42	86	68	.54295	68	4	4
DIV. I NON-CONF.	14-10-0	.58333	95	1-1-0	107	241	101	.52443	101	3	3
<hr/>											
TOTALS	RPI 1-25	RPI 26-50		W-L RECORDS		RPI 51-100		RPI 101-150		RPI 150+	
24-21-0	3-6-0	0-0-0		OVERALL		12-7-0		1-2-0		8-6-0	
13-9-0	3-3-0	0-0-0		HOME		5-1-0		0-0-0		5-5-0	
11-12-0	0-3-0	0-0-0		AWAY		7-6-0		1-2-0		3-1-0	
0-0-0	0-0-0	0-0-0		NEUTRAL		0-0-0		0-0-0		0-0-0	
14-10-0	2-1-0	0-0-0		NON-CONFERENCE		4-3-0		0-0-0		8-6-0	
7-6-0	2-1-0	0-0-0		HOME		0-0-0		0-0-0		5-5-0	
7-4-0	0-0-0	0-0-		AWAY		4-3-0		0-0-0		3-1-0	
0-0-0	0-0-0	0-0-0		NEUTRAL		0-0-0		0-0-0		0-0-0	
10-11-0	1-5-0	0-0-0		CONFERENCE		8-4-0		1-2-0		0-0-0	
6-3-0	1-2-0	0-0-0		HOME		5-1-0		0-0-0		0-0-0	
4-8-0	0-3-0	0-0-0		AWAY		3-3-0		1-2-0		0-0-0	
0-0-0	0-0-0	0-0-0		NEUTRAL		0-0-0		0-0-0		0-0-0	
RPI	S	Opponent	Score	RPI	S	Opponent	Score	RPI	S	Opponent	Score
1	H	Oregon St.	2 5					53	A	UCLA	6 3
1	H	Oregon St.	0 3					53	A	UCLA	5 6
1	H	Oregon St.	3 2					53	A	UCLA	7 3
15	A	Arizona	4 5					58	H	Utah	4 3
15	A	Arizona	11 12					58	H	Utah	4 1
15	A	Arizona	1 3					58	H	Utah	3 1
19	H	Baylor	3 6					62	A	Loyola Marymount	8 7
19	H	Baylor	6 0					67	A	Saint Mary's (CA)	5 6
19	H	Baylor	5 4					67	A	Saint Mary's (CA)	11 5
								67	A	Saint Mary's (CA)	11 1
								67	A	Saint Mary's (CA)	5 6
								72	H	California	3 7
								72	H	California	4 1
								72	H	California	5 2
								75	A	Oregon	3 4
								75	A	Oregon	0 1
								75	A	Oregon	12 3
								78	A	Gonzaga	7 8
								78	A	Gonzaga	5 4
LAST 10 GAMES											
274	H	Seattle U	5 7	72	H	California	3 7				
15	A	Arizona	11 12	72	H	California	5 2				
15	A	Arizona	1 3	274	A	Seattle U	7 4				
15	A	Arizona	4 5	113	A	Washington St.	7 1				
72	H	California	4 1	113	A	Washington St.	3 6				

Non-Div. I Games:

Washington

**F
G
C
U**

FGCU

FGCU

Average RPI Win:	146	WON-LOST	WINNING	LAST 10	STRENGTH OF	OPP. STRENGTH	TEAM	ADJ	CONF.	ADJ CONF.	
Average RPI Loss:	108	RECORD	PCT. RANK	GAMES	SCHEDULE	OF SCHEDULE	RPI	RPI	RPI	RPI	
DIV. I ONLY	33-16-0	.67347	31	8-2-0	172	68	70	.54187	70	9	9
DIV. I NON-CONF.	18-7-0	.72	30	3-0-0	230	33	69	.53848	69	10	10
<hr/>											
TOTALS	RPI 1-25	RPI 26-50		W-L RECORDS		RPI 51-100		RPI 101-150		RPI 150+	
33-16-0	0-0-0	5-3-0		OVERALL		6-7-0		8-2-0		14-4-0	
17-9-0	0-0-0	2-2-0		HOME		1-3-0		4-1-0		10-3-0	
16-7-0	0-0-0	3-1-0		AWAY		5-4-0		4-1-0		4-1-0	
0-0-0	0-0-0	0-0-0		NEUTRAL		0-0-0		0-0-0		0-0-0	
<hr/>											
18-7-0	0-0-0	2-0-0		NON-CONFERENCE		2-5-0		6-1-0		8-1-0	
10-4-0	0-0-0	1-0-0		HOME		1-3-0		4-1-0		4-0-0	
8-3-0	0-0-0	1-0-		AWAY		1-2-0		2-0-0		4-1-0	
0-0-0	0-0-0	0-0-0		NEUTRAL		0-0-0		0-0-0		0-0-0	
<hr/>											
15-9-0	0-0-0	3-3-0		CONFERENCE		4-2-0		2-1-0		6-3-0	
7-5-0	0-0-0	1-2-0		HOME		0-0-0		0-0-0		6-3-0	
8-4-0	0-0-0	2-1-0		AWAY		4-2-0		2-1-0		0-0-0	
0-0-0	0-0-0	0-0-0		NEUTRAL		0-0-0		0-0-0		0-0-0	
<hr/>											
RPI	S	Opponent	Score	RPI	S	Opponent	Score	RPI	S	Opponent	Score
				44	H	South Ala.	8 5	54	H	Georgia Tech	3 10
				44	H	South Ala.	6 19	64	A	Coastal Caro.	5 6
				44	H	South Ala.	0 5	64	A	Coastal Caro.	7 6
				49	A	Louisiana	9 1	64	A	Coastal Caro.	3 2
				49	A	Louisiana	6 5	79	A	UT Arlington	4 3
				49	A	Louisiana	0 3	79	A	UT Arlington	2 3
				50	A	Mercer	15 7	79	A	UT Arlington	9 5
				50	H	Mercer	4 3	92	A	Memphis	7 6
								92	A	Memphis	2 5
								92	A	Memphis	8 9
								94	H	Georgia	0 7
								94	H	Georgia	3 4
								94	H	Georgia	2 1
								</			

Non-Div. I Games:

Ga. Southern

RPI	S	Opponent	Score	
288	H	Savannah St.	11	7

Ga. Southern

G
a
.
S
o
u
t
h
e
r
n

G
a
.
S
o
u
t
h
e
r
n

Average RPI Win: 111		WON-LOST	WINNING	LAST 10	STRENGTH OF		OPP. STRENGTH	TEAM	ADJ		CONF.	ADJ CONF.			
Average RPI Loss: 46		RECORD	PCT. RANK	GAMES	SCHEDULE		OF SCHEDULE	RPI	RPI		RPI	RPI			
DIV. I ONLY		21-24-0	.46667	179	4-6-0		27	22	72	.53943	72	4	4		
DIV. I NON-CONF.		9-10-0	.47368	172	1-1-0		17	58	74	.53643	74	3	3		
TOTALS		RPI 1-25	RPI 26-50		W-L RECORDS		RPI 51-100		RPI 101-150		RPI 150+				
21-24-0		0-9-0	0-1-0		OVERALL		12-12-0		6-2-0		3-0-0				
16-6-0		0-0-0	0-1-0		HOME		10-4-0		6-1-0		0-0-0				
5-18-0		0-9-0	0-0-0		AWAY		2-8-0		0-1-0		3-0-0				
0-0-0		0-0-0	0-0-0		NEUTRAL		0-0-0		0-0-0		0-0-0				
9-10-0		0-4-0	0-1-0		NON-CONFERENCE		3-3-0		3-2-0		3-0-0				
6-4-0		0-0-0	0-1-0		HOME		3-2-0		3-1-0		0-0-0				
3-6-0		0-4-0	0-0-		AWAY		0-1-0		0-1-0		3-0-0				
0-0-0		0-0-0	0-0-0		NEUTRAL		0-0-0		0-0-0		0-0-0				
12-14-0		0-5-0	0-0-0		CONFERENCE		9-9-0		3-0-0		0-0-0				
10-2-0		0-0-0	0-0-0		HOME		7-2-0		3-0-0		0-0-0				
2-12-0		0-5-0	0-0-0		AWAY		2-7-0		0-0-0		0-0-0				
0-0-0		0-0-0	0-0-0		NEUTRAL		0-0-0		0-0-0		0-0-0				
RPI	S	Opponent	Score	RPI	S	Opponent	Score	RPI	S	Opponent	Score	RPI	S	Opponent	Score
1	A	Oregon St.	10 11	28	H	Long Beach St.	1 3	53	A	UCLA	4 9	113	H	Washington St.	9 5
1	A	Oregon St.	2 10					53	A	UCLA	5 9	113	H	Washington St.	12 2
1	A	Oregon St.	0 8					53	A	UCLA	0 20	113	H	Washington St.	7 2
3	A	Texas Tech	2 3					58	A	Utah	8 16	124	H	Cal Poly	8 1
3	A	Texas Tech	1 5					58	A	Utah	3 9	124	H	Cal Poly	4 6
3	A	Texas Tech	2 11					58	A	Utah	8 7	124	H	Cal Poly	4 3
3	A	Texas Tech	2 4					67	A	Saint Mary's (CA)	7 24	142	A	San Francisco	2 7
10	A	Stanford	4 6					68	A	Washington	7 3	142	H	San Francisco	1 0
10	A	Stanford	4 8					68	A	Washington	2 5	209	A	Pepperdine	3 2
								68	A	Washington	1 4	209	A	Pepperdine	12 7
								73	H	Minnesota	7 1	209	A	Pepperdine	3 1
								75	H	Oregon	4 1				
								75	H	Oregon	1 7				
								75	H	Oregon	2 13				
								78	H	Gonzaga	9 5				
								78	H	Gonzaga	8 7				
								78	H	Gonzaga	2 5				
								78	H	Gonzaga	3 8				
								85	H	Arizona St.	6 4				
								85	H	Arizona St.	9 6				
LAST 10 GAMES															

Non-Div. I Games:

California

RPI	S	Opponent	Score
85	H	Arizona St.	10 2
100	H	Southern California	13 9
100	H	Southern California	9 8
100	H	Southern California	8 6
68	A	Washington	7 3
68	A	Washington	2 5
142	A	San Francisco	2 7
100	H	Southern California	8 6
100	H	Southern California	9 8

Average RPI Win:		172	WON-LOST RECORD		WINNING PCT. RANK		LAST 10 GAMES		STRENGTH OF SCHEDULE		OPP. STRENGTH OF SCHEDULE		TEAM RPI		ADJ RPI		CONF. RPI		ADJ CONF. RPI				
DIV. I ONLY			29-15-0		.65909 38		6-4-0		138		128		73		.53913 73		7		7				
DIV. I NON-CONF.			16-9-0		.64 61		2-1-0		159		256		116		.51625 115		7		7				
TOTALS		RPI 1-25		RPI 26-50		W-L RECORDS		RPI 51-100		RPI 101-150		RPI 150+											
29-15-0		2-4-0		1-2-0		OVERALL		5-1-0		2-4-0		19-4-0											
13-10-0		1-2-0		1-2-0		HOME		1-0-0		2-4-0		8-2-0											
16-5-0		1-2-0		0-0-0		AWAY		4-1-0		0-0-0		11-2-0											
0-0-0		0-0-0		0-0-0		NEUTRAL		0-0-0		0-0-0		0-0-0											
16-9-0		1-2-0		0-0-0		NON-CONFERENCE		1-1-0		1-2-0		13-4-0											
10-6-0		1-2-0		0-0-0		HOME		0-0-0		1-2-0		8-2-0											
6-3-0		0-0-0		0-0-		AWAY		1-1-0		0-0-0		5-2-0											
0-0-0		0-0-0		0-0-0		NEUTRAL		0-0-0		0-0-0		0-0-0											
13-6-0		1-2-0		1-2-0		CONFERENCE		4-0-0		1-2-0		6-0-0											
3-4-0		0-0-0		1-2-0		HOME		1-0-0		1-2-0		0-0-0											
10-2-0		1-2-0		0-0-0		AWAY		3-0-0		0-0-0		6-0-0											
0-0-0		0-0-0		0-0-0		NEUTRAL		0-0-0		0-0-0		0-0-0											
RPI	S	Opponent		Score		RPI	S	Opponent		Score		RPI	S	Opponent		Score		RPI	S	Opponent		Score	
13	H	Missouri St.		5	2	41	H	Nebraska		3	5	61	A	Kansas		5	2	102	H	Oral Roberts		4	3
13	H	Missouri St.		2	7	41	H	Nebraska		4	9	72	A	California		1	7	120	H	Illinois		5	9
13	H	Missouri St.		3	12	41	H	Nebraska		5	3	88	H	Iowa		6	3	120	H	Illinois		5	4
23	A	Indiana		11	0							90	A	Michigan St.		9	4	120	H	Illinois		1	14
23	A	Indiana		12	13							90	A	Michigan St.		3	2	147	H	Hawaii		2	11
23	A	Indiana		0	4							90	A	Michigan St.		4	3	147	H	Hawaii		0	4
																		156	A	Ohio St.		6	5
																		156	A	Ohio St.		5	2
																		156	A	Ohio St.		15	5
																		163	A	UC Irvine		9	8
																		163	A	UC Irvine		5	7
																		200	H	Georgia St.		9	1
																		200	H	Georgia St.		5	7
																		221	A	Penn St.		12	4
																		221	A	Penn St.		17	1
																		221	A	Penn St.		6	5
																		231	A	Sacramento St.		5	2
																		231	A	Sacramento St.		2	3
																		231	A	Sacramento St.		9	2
																		232	H	Milwaukee		5	4
																		241	A	Northern Ill.		3	2
																		250	H	South Dakota St.		5	2
																		250	H	South Dakota St.		7	5
																		261	A	North Dakota St.		6	1
																		261	H	North Dakota St.		7	1
																		261	H	North Dakota St.		1	3
																		274	H	Seattle U		13	4
				LAST 10 GAMES																			
				221	A	Penn St.		12	4	120	H	Illinois		1	14	250	H	South Dakota St.		7	5		
				221	A	Penn St.		17	1	120	H	Illinois		5	9	261	A	North Dakota St.		6	1		
				221	A	Penn St.		6	5	120	H	Illinois		5	4	261	H	North Dakota St.		7	1		
				200	H	Georgia St.		5	7	241	A	Northern Ill.		3	2	261	H	North Dakota St.		1	3		
				200	H	Georgia St.		9	1	41	H	Nebraska		4	9	274	H	Seattle U		13	4		

Non-Div. I Games:

Minnesota

RPI	S	Opponent	Score	
274	H	Seattle U	6	3
274	H	Seattle U	11	7

Minnesota

M
i
n
n
e
s
o
t
a

M
i
n
n
e
s
o
t
a

Average RPI Win: 86		WON-LOST	WINNING	LAST 10	STRENGTH OF		OPP. STRENGTH	TEAM	ADJ		CONF.	ADJ CONF.
Average RPI Loss: 56		RECORD	PCT. RANK	GAMES	SCHEDULE		OF SCHEDULE	RPI	RPI		RPI	RPI
DIV. I ONLY		23-24-0	.48936	159	6-4-0		32	5	74		.5377	74
DIV. I NON-CONF.		11-13-0	.45833	180	3-3-0		39	11	129		.5106	129
TOTALS		RPI 1-25	RPI 26-50		W-L RECORDS		RPI 51-100		RPI 101-150		RPI 150+	
23-24-0		2-7-0	2-4-0		OVERALL		12-9-0		5-4-0		2-0-0	
15-13-0		1-2-0	1-2-0		HOME		8-6-0		3-3-0		2-0-0	
8-11-0		1-5-0	1-2-0		AWAY		4-3-0		2-1-0		0-0-0	
0-0-0		0-0-0	0-0-0		NEUTRAL		0-0-0		0-0-0		0-0-0	
11-13-0		0-3-0	0-1-0		NON-CONFERENCE		8-7-0		1-2-0		2-0-0	
9-8-0		0-0-0	0-1-0		HOME		6-5-0		1-2-0		2-0-0	
2-5-0		0-3-0	0-0-		AWAY		2-2-0		0-0-0		0-0-0	
0-0-0		0-0-0	0-0-0		NEUTRAL		0-0-0		0-0-0		0-0-0	
12-11-0		2-4-0	2-3-0		CONFERENCE		4-2-0		4-2-0		0-0-0	
6-5-0		1-2-0	1-1-0		HOME		2-1-0		2-1-0		0-0-0	
6-6-0		1-2-0	1-2-0		AWAY		2-1-0		2-1-0		0-0-0	
0-0-0		0-0-0	0-0-0		NEUTRAL		0-0-0		0-0-0		0-0-0	
RPI S	Opponent	Score	RPI S	Opponent	Score	RPI S	Opponent	Score	RPI S	Opponent	Score	
2 A	North Carolina	3 6	27 H	Florida St.	5 4	54 H	Georgia Tech	17 7	112 A	Pittsburgh	1 0	
2 A	North Carolina	6 2	27 H	Florida St.	3 6	54 H	Georgia Tech	10 8	112 A	Pittsburgh	3 10	
2 A	North Carolina	2 7	30 H	UCF	2 5	54 H	Georgia Tech	5 7	112 A	Pittsburgh	5 3	
4 A	Florida	2 6	48 A	North Carolina St.	2 5	55 A	Fla. Atlantic	5 2	119 H	Dartmouth	3 2	
4 A	Florida	0 2	48 A	North Carolina St.	3 5	55 H	Fla. Atlantic	8 2	119 H	Dartmouth	0 1	
4 A	Florida	0 1	48 A	North Carolina St.	7 5	55 H	Fla. Atlantic	7 5	119 H	Dartmouth	0 5	
11 H	Wake Forest	1 2				69 A	FGCU	0 3	121 H	Duke	2 5	
11 H	Wake Forest	0 9				69 H	FGCU	4 5	121 H	Duke	7 0	
11 H	Wake Forest	5 1				77 A	FIU	8 7	121 H	Duke	9 7	
						77 A	FIU	2 3	216 H	Maine	4 3	
						77 H	FIU	4 5	216 H	Maine	7 2	
						77 H	FIU	1 12				
						81 H	Bethune-Cookman	3 7				
						81 H	Bethune-Cookman	7 1				
						81 H	Bethune-Cookman	6 5				
						87 A	Boston College	3 0				
						87 A	Boston College	14 5				
						87 A	Boston College	2 9				
						96 H	Rutgers	3 0				
						96 H	Rutgers	8 4				
LAST 10 GAMES												
			30 H	UCF	2 5							
			81 H	Bethune-Cookman	7 1							
			81 H	Bethune-Cookman	3 7							
			81 H	Bethune-Cookman	6 5							
			87 A	Boston College	2 9							

Non-Div. I Games: St. Thomas (FL) 14 2

Miami (FL)

Miami (FL)

87	A Boston College	14	5
87	A Boston College	3	0
77	H FIU	4	5
77	A FIU	8	7
27	H Florida St.	5	4

M
i
a
m
i
(
F
L
)

Average RPI Win: 138		WON-LOST RECORD	WINNING PCT. RANK	LAST 10 GAMES	STRENGTH OF SCHEDULE	OPP. STRENGTH OF SCHEDULE	TEAM RPI	ADJ RPI		CONF. RPI	ADJ CONF. RPI						
Average RPI Loss: 74																	
DIV. I ONLY		26-18-0	.59091	81	3-7-0	139	18	75	.53731	75	4	4					
DIV. I NON-CONF.		17-5-0	.77273	18	0-1-0	260	55	54	.54902	54	3	3					
<hr/>																	
TOTALS		RPI 1-25		RPI 26-50		W-L RECORDS		RPI 51-100		RPI 101-150		RPI 150+					
26-18-0		3-7-0		0-0-0		OVERALL		9-6-0		1-2-0		13-3-0					
15-6-0		2-4-0		0-0-0		HOME		4-2-0		0-0-0		9-0-0					
9-12-0		1-3-0		0-0-0		AWAY		4-4-0		1-2-0		3-3-0					
2-0-0		0-0-0		0-0-0		NEUTRAL		1-0-0		0-0-0		1-0-0					
<hr/>																	
17-5-0		2-1-0		0-0-0		NON-CONFERENCE		2-1-0		0-0-0		13-3-0					
11-1-0		2-1-0		0-0-0		HOME		0-0-0		0-0-0		9-0-0					
4-4-0		0-0-0		0-0-		AWAY		1-1-0		0-0-0		3-3-0					
2-0-0		0-0-0		0-0-0		NEUTRAL		1-0-0		0-0-0		1-0-0					
<hr/>																	
9-13-0		1-6-0		0-0-0		CONFERENCE		7-5-0		1-2-0		0-0-0					
4-5-0		0-3-0		0-0-0		HOME		4-2-0		0-0-0		0-0-0					
5-8-0		1-3-0		0-0-0		AWAY		3-3-0		1-2-0		0-0-0					
0-0-0		0-0-0		0-0-0		NEUTRAL		0-0-0		0-0-0		0-0-0					
<hr/>																	
RPI	S	Opponent		Score		RPI	S	Opponent		Score		RPI	S	Opponent		Score	
1	A	Oregon St.		1 4								51	A	San Diego		2 7	
10	H	Stanford		4 10								58	A	Utah		1 13	
10	H	Stanford		5 8								58	A	Utah		5 11	
10	H	Stanford		3 4								58	A	Utah		11 1	
12	H	Mississippi St.		6 5								66	A	BYU		9 6	
12	H	Mississippi St.		1 0								68	H	Washington		1 0	
12	H	Mississippi St.		4 5								68	H	Washington		4 3	
15	A	Arizona		4 18								68	H	Washington		3 12	
15	A	Arizona		8 4								72	A	California		1 4	
15	A	Arizona		4 5								72	A	California		13 2	
												72	A	California		7 1	
												85	H	Arizona St.		2 0	
												85	H	Arizona St.		3 4	
												85	H	Arizona St.		3 2	
												86	N	Seton Hall		1 0	

Non-Div. I Games:

Oregon

Average RPI Win: 129		WON-LOST RECORD		WINNING PCT. RANK		LAST 10 GAMES		STRENGTH OF SCHEDULE		OPP. STRENGTH OF SCHEDULE		TEAM RPI		ADJ RPI		CONF. RPI		ADJ CONF. RPI					
Average RPI Loss: 75																							
DIV. I ONLY		27-20-0		.57447 93		6-4-0		80		45		76		.53622 76		6		6					
DIV. I NON-CONF.		13-10-0		.56522 105		1-0-0		64		47		93		.527 93		6		6					
TOTALS		RPI 1-25		RPI 26-50		W-L RECORDS		RPI 51-100		RPI 101-150		RPI 150+											
27-20-0		3-3-0		4-4-0		OVERALL		4-9-0		6-1-0		10-3-0											
16-12-0		2-2-0		2-2-0		HOME		1-6-0		6-1-0		5-1-0											
11-8-0		1-1-0		2-2-0		AWAY		3-3-0		0-0-0		5-2-0											
0-0-0		0-0-0		0-0-0		NEUTRAL		0-0-0		0-0-0		0-0-0											
13-10-0		3-3-0		1-1-0		NON-CONFERENCE		1-3-0		3-1-0		5-2-0											
10-6-0		2-2-0		0-1-0		HOME		0-1-0		3-1-0		5-1-0											
3-4-0		1-1-0		1-0-		AWAY		1-2-0		0-0-0		0-1-0											
0-0-0		0-0-0		0-0-0		NEUTRAL		0-0-0		0-0-0		0-0-0											
14-10-0		0-0-0		3-3-0		CONFERENCE		3-6-0		3-0-0		5-1-0											
6-6-0		0-0-0		2-1-0		HOME		1-5-0		3-0-0		0-0-0											
8-4-0		0-0-0		1-2-0		AWAY		2-1-0		0-0-0		5-1-0											
0-0-0		0-0-0		0-0-0		NEUTRAL		0-0-0		0-0-0		0-0-0											
RPI	S	Opponent		Score		RPI	S	Opponent		Score		RPI	S	Opponent		Score							
11	A	Wake Forest		6	1	39	H	Louisiana Tech		4	2	55	H	Fla. Atlantic		10	13	108	H	Xavier		7	1
11	H	Wake Forest		4	13	39	H	Louisiana Tech		7	12	55	H	Fla. Atlantic		11	5	108	H	Xavier		6	7
20	H	West Virginia		13	2	39	H	Louisiana Tech		13	7	55	H	Fla. Atlantic		4	7	108	H	Xavier		2	1
20	H	West Virginia		6	3	42	A	Old Dominion		0	3	57	H	Rice		8	11	109	H	Middle Tenn.		12	5
20	H	West Virginia		3	6	42	A	Old Dominion		0	2	57	H	Rice		0	8	109	H	Middle Tenn.		7	4
24	A	South Carolina		4	5	42	A	Old Dominion		3	1	57	H	Rice		4	6	109	H	Middle Tenn.		10	2
						48	A	North Carolina St.		6	5	77	A	FIU		8	7	140	H	Kennesaw St.		16	1
						48	H	North Carolina St.		10	15	77	A	FIU		4	0	175	A	UAB		3	0
												77	A	FIU		4	5	175	A	UAB		2	3
												80	H	Winthrop		2	3	175	A	UAB		17	5
												84	A	East Carolina		7	10	192	A	N.C. A&T		5	6
												84	A	East Carolina		2	0	192	H	N.C. A&T		6	12
												84	A	East Carolina		0	3	199	H	UNC Asheville		14	5
																		248	H	Rider		12	2
																		248	H	Rider		12	2
																		248	H	Rider		13	2
																		248	H	Rider		4	2
																		251	A	Western Ky.		3	1
																		251	A	Western Ky.		6	4
																		251	A	Western Ky.		16	5
LAST 10 GAMES																							
						57	H	Rice		8	11	175	A	UAB		2	3						
						57	H	Rice		0	8	140	H	Kennesaw St.		16	1						
						57	H	Rice		4	6	109	H	Middle Tenn.		12	5						
						175	A	UAB		3	0	109	H	Middle Tenn.		7	4						
						175	A	UAB		17	5	109	H	Middle Tenn.		10	2						

Non-Div. I Games:

Charlotte

Average RPI Win: 118		WON-LOST	WINNING	LAST 10	STRENGTH OF		OPP. STRENGTH	TEAM	ADJ	CONF.	ADJ CONF.
Average RPI Loss: 83		RECORD	PCT. RANK	GAMES	SCHEDULE		OF SCHEDULE	RPI	RPI	RPI	RPI
DIV. I ONLY		27-23-0	.54	117	3-7-0		44	76	77	.53569	77
DIV. I NON-CONF.		16-10-0	.61538	76	1-2-0		82	109	80	.5329	80
TOTALS		RPI 1-25	RPI 26-50		W-L RECORDS		RPI 51-100		RPI 101-150		RPI 150+
27-23-0		2-3-0	1-2-0		OVERALL		10-11-0		5-4-0		9-3-0
16-14-0		0-0-0	1-2-0		HOME		5-6-0		3-3-0		7-3-0
11-9-0		2-3-0	0-0-0		AWAY		5-5-0		2-1-0		2-0-0
0-0-0		0-0-0	0-0-0		NEUTRAL		0-0-0		0-0-0		0-0-0
16-10-0		1-1-0	0-0-0		NON-CONFERENCE		7-5-0		1-2-0		7-2-0
10-8-0		0-0-0	0-0-0		HOME		4-4-0		1-2-0		5-2-0
6-2-0		1-1-0	0-0-		AWAY		3-1-0		0-0-0		2-0-0
0-0-0		0-0-0	0-0-0		NEUTRAL		0-0-0		0-0-0		0-0-0
11-13-0		1-2-0	1-2-0		CONFERENCE		3-6-0		4-2-0		2-1-0
6-6-0		0-0-0	1-2-0		HOME		1-2-0		2-1-0		2-1-0
5-7-0		1-2-0	0-0-0		AWAY		2-4-0		2-1-0		0-0-0
0-0-0		0-0-0	0-0-0		NEUTRAL		0-0-0		0-0-0		0-0-0
RPI S	Opponent	Score	RPI S	Opponent	Score	RPI S	Opponent	Score	RPI S	Opponent	Score
12 A	Mississippi St.	7 9	39 H	Louisiana Tech	6 14	55 A	Fla. Atlantic	1 10	103 H	UTSA	7 6
12 A	Mississippi St.	8 3	39 H	Louisiana Tech	6 3	55 A	Fla. Atlantic	8 9	103 H	UTSA	5 10
17 A	Southern Miss.	1 5	39 H	Louisiana Tech	6 10	55 A	Fla. Atlantic	3 4	103 H	UTSA	4 3
17 A	Southern Miss.	10 4				57 A	Rice	4 3	105 A	Marshall	4 3
17 A	Southern Miss.	4 15				57 A	Rice	7 5	105 A	Marshall	11 5
						57 A	Rice	4 8	105 A	Marshall	6 22
						60 H	Kent St.	2 3	107 H	Jacksonville St.	6 12
						60 H	Kent St.	2 3	107 H	Jacksonville St.	5 0
						60 H	Kent St.	7 6	107 H	Jacksonville St.	5 6
						60 H	Kent St.	5 13	169 A	Stetson	10 6
						69 A	FGCU	12 5	169 A	Stetson	9 0
						69 H	FGCU	7 0	175 H	UAB	6 2
						74 A	Miami (FL)	12 1	175 H	UAB	12 6
						74 A	Miami (FL)	5 4	175 H	UAB	5 8
						74 H	Miami (FL)	7 8	205 H	Charleston So.	15 8
						74 H	Miami (FL)	3 2	205 H	Charleston So.	8 0
						76 H	Charlotte	7 8	205 H	Charleston So.	5 6
						76 H	Charlotte	0 4	266 H	Manhattan	5 1
						76 H	Charlotte	5 4	266 H	Manhattan	5 3
						81 A	Bethune-Cookman	3 5	266 H	Manhattan	2 3
									266 H	Manhattan	7 3
			LAST 10 GAMES								
			39 H	Louisiana Tech	6 3						
			39 H	Louisiana Tech	6 10						
			39 H	Louisiana Tech	6 14						
			81 A	Bethune-Cookman	3 5						
			55 A	Fla. Atlantic	1 10						

Non-Div. I Games:

FIU

RPI	S	Opponent	Score	
81	H	Bethune-Cookman	3	1

55	A	Fla. Atlantic	8	9
55	A	Fla. Atlantic	3	4
74	A	Miami (FL)	5	4
74	H	Miami (FL)	7	8
105	A	Marshall	4	3

F
I
U

F
I
U

Average RPI Win:		162	WON-LOST RECORD		WINNING PCT. RANK	LAST 10 GAMES		STRENGTH OF SCHEDULE		OPP. STRENGTH OF SCHEDULE	TEAM RPI	ADJ RPI		CONF. RPI	ADJ CONF. RPI		
Average RPI Loss:		97															
DIV. I ONLY			29-18-0		.61702	63	9-1-0		128	87	79	.53475	79	9	9		
DIV. I NON-CONF.			10-13-0		.43478	191	0-1-0		80	43	143	.5049	142	10	10		
TOTALS		RPI 1-25		RPI 26-50		W-L RECORDS		RPI 51-100		RPI 101-150		RPI 150+					
29-18-0		1-3-0		4-3-0		OVERALL		1-5-0		4-3-0		19-4-0					
11-12-0		0-2-0		4-3-0		HOME		1-3-0		2-1-0		4-3-0					
16-5-0		0-1-0		0-0-0		AWAY		0-2-0		1-1-0		15-1-0					
2-1-0		1-0-0		0-0-0		NEUTRAL		0-0-0		1-1-0		0-0-0					
10-13-0		1-3-0		1-3-0		NON-CONFERENCE		0-3-0		2-2-0		6-2-0					
3-8-0		0-2-0		1-3-0		HOME		0-1-0		0-0-0		2-2-0					
5-4-0		0-1-0		0-0-		AWAY		0-2-0		1-1-0		4-0-0					
2-1-0		1-0-0		0-0-0		NEUTRAL		0-0-0		1-1-0		0-0-0					
19-5-0		0-0-0		3-0-0		CONFERENCE		1-2-0		2-1-0		13-2-0					
8-4-0		0-0-0		3-0-0		HOME		1-2-0		2-1-0		2-1-0					
11-1-0		0-0-0		0-0-0		AWAY		0-0-0		0-0-0		11-1-0					
0-0-0		0-0-0		0-0-0		NEUTRAL		0-0-0		0-0-0		0-0-0					
RPI	S	Opponent		Score		RPI	S	Opponent		Score		RPI	S	Opponent		Score	
3	N	Texas Tech		5	1	33	H	Texas A&M		3	2	52	A	DBU		7	12
6	H	TCU		4	5	39	H	Louisiana Tech		3	7	52	H	DBU		7	9
6	H	TCU		2	7	39	H	Louisiana Tech		4	6	63	A	Sam Houston St.		2	14
21	A	Texas		1	4	39	H	Louisiana Tech		1	3	70	H	Ga. Southern		5	9
						49	H	Louisiana		9	3	70	H	Ga. Southern		3	4
						49	H	Louisiana		5	4	70	H	Ga. Southern		3	2
						49	H	Louisiana		10	2						
								LAST 10 GAMES									
						197	A	Arkansas St.		2	0	49	H	Louisiana		10	2
						197	A	Arkansas St.		15	3	49	H	Louisiana		5	4
						197	A	Arkansas St.		11	7	242	A	La.-Monroe		10	3
						21	A	Texas		1	4	242	A	La.-Monroe		10	2
						49	H	Louisiana		9	3	242	A	La.-Monroe		6	4

Non-Div. I Games:

UT Arlington

RPI	S	Opponent	Score	
242	A	La.-Monroe	10	3
262	A	Abilene Christian	5	4
262	H	Abilene Christian	1	9

UT Arlington

U
T
A
r
l
i
n
g
t
o
n

U
T
A
r
l
i
n
g
t
o
n

Average RPI Win: 160		WON-LOST RECORD	WINNING PCT. RANK	LAST 10 GAMES	STRENGTH OF SCHEDULE	OPP. STRENGTH OF SCHEDULE	TEAM RPI	ADJ RPI	CONF. RPI	ADJ CONF. RPI	
Average RPI Loss: 146											
DIV. I ONLY		27-19-0	.58696 84	7-3-0	121	130	80	.53471 80	18	18	
DIV. I NON-CONF.		14-13-0	.51852 139	2-2-0	116	107	103	.52391 103	19	19	
TOTALS		RPI 1-25	RPI 26-50		W-L RECORDS		RPI 51-100		RPI 101-150		RPI 150+
27-19-0		0-3-0	0-0-0		OVERALL		4-1-0		6-5-0		17-10-0
13-5-0		0-0-0	0-0-0		HOME		0-0-0		5-1-0		8-4-0
13-11-0		0-3-0	0-0-0		AWAY		4-1-0		1-2-0		8-5-0
1-3-0		0-0-0	0-0-0		NEUTRAL		0-0-0		0-2-0		1-1-0
14-13-0		0-3-0	0-0-0		NON-CONFERENCE		1-1-0		3-5-0		10-4-0
7-2-0		0-0-0	0-0-0		HOME		0-0-0		2-1-0		5-1-0
6-8-0		0-3-0	0-0-		AWAY		1-1-0		1-2-0		4-2-0
1-3-0		0-0-0	0-0-0		NEUTRAL		0-0-0		0-2-0		1-1-0
13-6-0		0-0-0	0-0-0		CONFERENCE		3-0-0		3-0-0		7-6-0
6-3-0		0-0-0	0-0-0		HOME		0-0-0		3-0-0		3-3-0
7-3-0		0-0-0	0-0-0		AWAY		3-0-0		0-0-0		4-3-0
0-0-0		0-0-0	0-0-0		NEUTRAL		0-0-0		0-0-0		0-0-0
RPI S	Opponent	Score	RPI S	Opponent	Score	RPI S	Opponent	Score	RPI S	Opponent	Score
2 A	North Carolina	0 11				56 A	Liberty	5 3	122 H	High Point	7 3
7 A	Clemson	5 6				56 A	Liberty	11 4	122 H	High Point	12 5
24 A	South Carolina	6 8				56 A	Liberty	13 2	122 H	High Point	4 0
						64 A	Coastal Caro.	3 8	140 A	Kennesaw St.	4 3
						76 A	Charlotte	3 2	140 A	Kennesaw St.	3 8
									140 A	Kennesaw St.	1 13
									142 N	San Francisco	6 11
									143 H	Canisius	5 9
									143 H	Canisius	2 1
									143 H	Canisius	3 1
									148 N	Davidson	6 7
									152 A	Creighton	4 0
									152 A	Creighton	2 1
									152 A	Creighton	1 7
									153 A	Wofford	10 6
									153 H	Wofford	4 3
									166 H	Gardner-Webb	3 1
									166 H	Gardner-Webb	3 1
									166 H	Gardner-Webb	7 6
									173 H	Presbyterian	0 5
									173 H	Presbyterian	1 3
									173 H	Presbyterian	5 9
			LAST 10 GAMES								
			148 N	Davidson	6 7	192 H	N.C. A&T	4 7	192 A	N.C. A&T	11 4
			153 H	Wofford	4 3	255 A	Longwood	7 3	192 H	N.C. A&T	4 7
			166 H	Gardner-Webb	3 1	255 A	Longwood	15 4	198 N	Albany (NY)	2 3
			166 H	Gardner-Webb	3 1	255 A	Longwood	7 9	198 N	Albany (NY)	9 7
			166 H	Gardner-Webb	7 6	192 A	N.C. A&T	11 4	199 A	UNC Asheville	3 4

Non-Div. I Games:

Winthrop

RPI	S	Opponent	Score	
199	A	UNC Asheville	1	0
199	A	UNC Asheville	8	0
205	A	Charleston So.	2	4
216	H	Maine	3	2
216	H	Maine	12	5
216	H	Maine	12	5
236	A	The Citadel	8	34
236	H	The Citadel	6	4
255	A	Longwood	7	9
255	A	Longwood	7	3
255	A	Longwood	15	4

Winthrop

Average RPI Win:	153	WON-LOST RECORD	WINNING PCT. RANK	LAST 10 GAMES	STRENGTH OF SCHEDULE	OPP. STRENGTH OF SCHEDULE	TEAM RPI	ADJ RPI	CONF. RPI	ADJ CONF. RPI	
Average RPI Loss:	110										
DIV. I ONLY	27-23-0	.54	117	5-5-0	67	133	81	.53354	81	27	27
DIV. I NON-CONF.	15-15-0	.5	144	2-3-0	14	50	56	.54826	56	29	29
<hr/>											
TOTALS	RPI 1-25	RPI 26-50		W-L RECORDS		RPI 51-100		RPI 101-150		RPI 150+	
27-23-0	0-0-0	0-2-0		OVERALL		11-12-0		3-4-0		13-5-0	
17-7-0	0-0-0	0-1-0		HOME		7-3-0		2-2-0		8-1-0	
10-16-0	0-0-0	0-1-0		AWAY		4-9-0		1-2-0		5-4-0	
0-0-0	0-0-0	0-0-0		NEUTRAL		0-0-0		0-0-0		0-0-0	
15-15-0	0-0-0	0-2-0		NON-CONFERENCE		11-12-0		1-0-0		3-1-0	
11-4-0	0-0-0	0-1-0		HOME		7-3-0		1-0-0		3-0-0	
4-11-0	0-0-0	0-0-		AWAY		4-9-0		0-0-0		0-1-0	
0-0-0	0-0-0	0-0-0		NEUTRAL		0-0-0		0-0-0		0-0-0	
12-8-0	0-0-0	0-0-0		CONFERENCE		0-0-0		2-4-0		10-4-0	
6-3-0	0-0-0	0-0-0		HOME		0-0-0		1-2-0		5-1-0	
6-5-0	0-0-0	0-0-0		AWAY		0-0-0		1-2-0		5-3-0	
0-0-0	0-0-0	0-0-0		NEUTRAL		0-0-0		0-0-0		0-0-0	
RPI	S	Opponent	Score	RPI	S	Opponent	Score	RPI	S	Opponent	Score
				30	A	UCF	1 5	55	A	Fla. Atlantic	6 9
				30	H	UCF	4 5	55	H	Fla. Atlantic	6 12
								56	A	Liberty	3 4
								56	A	Liberty	1 6
								56	A	Liberty	5 4
								69	A	FGCU	13 7
								69	A	FGCU	4 7
								69	A	FGCU	3 8
								74	A	Miami (FL)	5 6
								74	A	Miami (FL)	1 7
								74	A	Miami (FL)	7 3
								77	A	FIU	1 3
								77	H	FIU	5 3
								87	H	Boston College	3 2
								87	H	Boston College	2 1
								87	H	Boston College	6 5
								89	A	Jacksonville	9 24
								89	H	Jacksonville	5 4
								95	H	Tennessee Tech	3 1
								95	H	Tennessee Tech	5 4
				LAST 10 GAMES							
				74	A	Miami (FL)	1 7				
				74	A	Miami (FL)	7 3				
				74	A	Miami (FL)	5 6				
				77	H	FIU	5 3				
				169	A	Stetson	2 9				
										</	

Non-Div. I Games:

Bethune-Cookman

RPI	S	Opponent	Score
95	H	Tennessee Tech	0 5
98	A	North Florida	10 2
98	H	North Florida	4 5

192	H	N.C. A&T	9 6
192	H	N.C. A&T	13 1
192	H	N.C. A&T	1 6
252	A	N.C. Central	2 10
252	A	N.C. Central	6 0

Average RPI Win:	70	WON-LOST RECORD	WINNING PCT. RANK	LAST 10 GAMES	STRENGTH OF SCHEDULE	OPP. STRENGTH OF SCHEDULE	TEAM RPI	ADJ RPI	CONF. RPI	ADJ CONF. RPI	
Average RPI Loss:	84										
DIV. I ONLY		23-26-0	.46939 171	3-7-0	15	31	82	.53314 82	5	5	
DIV. I NON-CONF.		13-18-0	.41935 200	1-1-0	37	32	156	.49884 156	5	5	
<hr/>											
TOTALS	RPI 1-25	RPI 26-50		W-L RECORDS		RPI 51-100		RPI 101-150		RPI 150+	
23-26-0	7-3-0	7-7-0		OVERALL		3-7-0		2-5-0		4-4-0	
16-15-0	6-2-0	5-4-0		HOME		0-4-0		2-1-0		3-4-0	
7-11-0	1-1-0	2-3-0		AWAY		3-3-0		0-4-0		1-0-0	
0-0-0	0-0-0	0-0-0		NEUTRAL		0-0-0		0-0-0		0-0-0	
13-18-0	5-2-0	2-3-0		NON-CONFERENCE		0-4-0		2-5-0		4-4-0	
10-12-0	4-1-0	1-2-0		HOME		0-4-0		2-1-0		3-4-0	
3-6-0	1-1-0	1-0-		AWAY		0-0-0		0-4-0		1-0-0	
0-0-0	0-0-0	0-0-0		NEUTRAL		0-0-0		0-0-0		0-0-0	
10-8-0	2-1-0	5-4-0		CONFERENCE		3-3-0		0-0-0		0-0-0	
6-3-0	2-1-0	4-2-0		HOME		0-0-0		0-0-0		0-0-0	
4-5-0	0-0-0	1-2-0		AWAY		3-3-0		0-0-0		0-0-0	
0-0-0	0-0-0	0-0-0		NEUTRAL		0-0-0		0-0-0		0-0-0	
RPI S	Opponent	Score	RPI S	Opponent	Score	RPI S	Opponent	Score	RPI S	Opponent	Score
16 A	LSU	7 6	29 A	Houston	2 12	51 H	San Diego	4 11	128 H	Columbia	8 7
16 H	LSU	9 6	29 A	Houston	7 8	51 H	San Diego	4 7	128 H	Columbia	5 11
17 A	Southern Miss.	1 2	29 A	Houston	7 1	51 H	San Diego	4 5	128 H	Columbia	7 0
17 H	Southern Miss.	10 8	30 H	UCF	1 11	51 H	San Diego	2 6	131 A	New Orleans	5 9
18 H	South Fla.	6 4	30 H	UCF	4 11	83 A	Cincinnati	16 8	137 A	UC Santa Barbara	5 6
18 H	South Fla.	5 7	30 H	UCF	4 3	83 A	Cincinnati	1 11	137 A	UC Santa Barbara	1 14
18 H	South Fla.	4 3	34 A	Southeastern La.	5 8	83 A	Cincinnati	6 2	137 A	UC Santa Barbara	4 7
20 H	West Virginia	9 8	34 H	Southeastern La.	2 16	84 A	East Carolina	5 4	155 A	Nicholls St.	3 2
20 H	West Virginia	6 0	45 H	McNeese	10 2	84 A	East Carolina	8 15	155 H	Nicholls St.	9 3
20 H	West Virginia	5 18	46 H	UConn	6 5	84 A	East Carolina	3 5	169 H	Stetson	10 12
			46 H	UConn	3 1				169 H	Stetson	7 6
			46 H	UConn	8 3				169 H	Stetson	1 5
			49 A	Louisiana	6 4				207 H	Air Force	2 3
			49 H	Louisiana	0 1				207 H	Air Force	4 3
									233 H	Army West Point	4 7
<hr/>											
LAST 10 GAMES											
30 H	UCF	1 11	84 A	East Carolina	5 4						
30 H	UCF	4 3	84 A	East Carolina	8 15						
30 H	UCF	4 11	16 H	LSU	9 6						
34 H	Southeastern La.	2 16	29 A	Houston	2 12						
84 A	East Carolina	3 5	29 A	Houston	7 8						

Non-Div. I Games:

Tulane

Average RPI Win:		118	WON-LOST RECORD		WINNING PCT. RANK		LAST 10 GAMES		STRENGTH OF SCHEDULE		OPP. STRENGTH OF SCHEDULE		TEAM RPI		ADJ RPI		CONF. RPI		ADJ CONF. RPI				
DIV. I ONLY			26-23-0		.53061	131	6-4-0		88		61		83		.53296		83	5		5			
DIV. I NON-CONF.			18-13-0		.58065	97	3-0-0		126		86		77		.53496		77	5		5			
TOTALS		RPI 1-25		RPI 26-50		W-L RECORDS		RPI 51-100		RPI 101-150		RPI 150+											
26-23-0		5-3-0		2-4-0		OVERALL		5-7-0		5-3-0		9-6-0											
14-9-0		3-0-0		0-0-0		HOME		3-6-0		3-1-0		5-2-0											
12-14-0		2-3-0		2-4-0		AWAY		2-1-0		2-2-0		4-4-0											
0-0-0		0-0-0		0-0-0		NEUTRAL		0-0-0		0-0-0		0-0-0											
18-13-0		3-2-0		1-2-0		NON-CONFERENCE		0-0-0		5-3-0		9-6-0											
11-3-0		3-0-0		0-0-0		HOME		0-0-0		3-1-0		5-2-0											
7-10-0		0-2-0		1-0-		AWAY		0-0-0		2-2-0		4-4-0											
0-0-0		0-0-0		0-0-0		NEUTRAL		0-0-0		0-0-0		0-0-0											
8-10-0		2-1-0		1-2-0		CONFERENCE		5-7-0		0-0-0		0-0-0											
3-6-0		0-0-0		0-0-0		HOME		3-6-0		0-0-0		0-0-0											
5-4-0		2-1-0		1-2-0		AWAY		2-1-0		0-0-0		0-0-0											
0-0-0		0-0-0		0-0-0		NEUTRAL		0-0-0		0-0-0		0-0-0											
RPI	S	Opponent		Score		RPI	S	Opponent		Score		RPI	S	Opponent		Score							
5	H	Louisville		6	3	37	A	Tennessee		2	1	82	H	Tulane		11	1	101	A	Wright St.		11	8
8	A	Kentucky		7	13	37	A	Tennessee		2	6	82	H	Tulane		2	6	101	H	Wright St.		4	2
8	H	Kentucky		2	1	37	A	Tennessee		1	2	82	H	Tulane		8	16	108	H	Xavier		1	9
18	A	South Fla.		3	2	46	A	UConn		5	4	84	H	East Carolina		0	6	108	H	Xavier		10	8
18	A	South Fla.		2	4	46	A	UConn		4	6	84	H	East Carolina		3	14	111	H	Western Caro.		9	4
18	A	South Fla.		9	3	46	A	UConn		2	3	84	H	East Carolina		8	2	141	A	Col. of Charleston		3	5
23	A	Indiana		2	3							92	A	Memphis		2	1	141	A	Col. of Charleston		3	4
23	H	Indiana		6	1							92	A	Memphis		13	6	141	A	Col. of Charleston		5	4
												92	A	Memphis		4	9	156	A	Ohio St.		7	1
												92	H	Memphis		5	7	195	H	Northeastern		3	6
												92	H	Memphis		5	7	195	H	Northeastern		4	2
												92	H	Memphis		4	3	195	H	Northeastern		10	8
																		197	A	Arkansas St.		1	5
																		197	A	Arkansas St.		11	4
																		197	A	Arkansas St.		4	5
																		228	A	Northwestern St.		2	3
																		228	A	Northwestern St.		2	6
																		228	A	Northwestern St.		3	2
																		229	A	Miami (OH)		8	6
																		229	H	Miami (OH)		1	0
																		235	H	Northern Ky.		13	7
																		235	H	Northern Ky.		2	3
																		235	H	Northern Ky.		9	1
						LAST 10 GAMES																	
				111	H	Western Caro.		9	4	101	A	Wright St.		11	8								
				108	H	Xavier		10	8	46	A	UConn		2	3								
				92	A	Memphis		2	1	46	A	UConn		4	6								
				92	A	Memphis		13	6	46	A	UConn		5	4								
				92	A	Memphis		4	9	84	H	East Carolina		3	14								

Non-Div. I Games:

Cincinnati

Average RPI Win:		154	WON-LOST RECORD		WINNING PCT. RANK		LAST 10 GAMES		STRENGTH OF SCHEDULE		OPP. STRENGTH OF SCHEDULE		TEAM RPI		ADJ RPI		CONF. RPI		ADJ CONF. RPI				
DIV. I ONLY			25-24-0		.5102 143		5-5-0		37		47		84		.53272 84		5		5				
DIV. I NON-CONF.			21-10-0		.67742 47		1-1-0		70		63		44		.55686 44		5		5				
TOTALS		RPI 1-25		RPI 26-50		W-L RECORDS		RPI 51-100		RPI 101-150		RPI 150+											
25-24-0		0-5-0		1-16-0		OVERALL		7-3-0		5-0-0		12-0-0											
17-13-0		0-1-0		1-10-0		HOME		5-2-0		2-0-0		9-0-0											
8-11-0		0-4-0		0-6-0		AWAY		2-1-0		3-0-0		3-0-0											
0-0-0		0-0-0		0-0-0		NEUTRAL		0-0-0		0-0-0		0-0-0											
21-10-0		0-2-0		1-7-0		NON-CONFERENCE		3-1-0		5-0-0		12-0-0											
15-6-0		0-1-0		1-4-0		HOME		3-1-0		2-0-0		9-0-0											
6-4-0		0-1-0		0-0-		AWAY		0-0-0		3-0-0		3-0-0											
0-0-0		0-0-0		0-0-0		NEUTRAL		0-0-0		0-0-0		0-0-0											
4-14-0		0-3-0		0-9-0		CONFERENCE		4-2-0		0-0-0		0-0-0											
2-7-0		0-0-0		0-6-0		HOME		2-1-0		0-0-0		0-0-0											
2-7-0		0-3-0		0-3-0		AWAY		2-1-0		0-0-0		0-0-0											
0-0-0		0-0-0		0-0-0		NEUTRAL		0-0-0		0-0-0		0-0-0											
RPI	S	Opponent		Score		RPI	S	Opponent		Score		RPI	S	Opponent		Score		RPI	S	Opponent		Score	
2	A	North Carolina		2	3	29	A	Houston		3	17	56	H	Liberty		8	6	111	H	Western Caro.		5	4
2	H	North Carolina		2	6	29	A	Houston		1	8	76	H	Charlotte		3	0	121	A	Duke		9	4
18	A	South Fla.		4	5	29	A	Houston		6	9	76	H	Charlotte		0	2	121	H	Duke		5	1
18	A	South Fla.		3	6	30	H	UCF		0	7	76	H	Charlotte		10	7	141	A	Col. of Charleston		15	12
18	A	South Fla.		6	8	30	H	UCF		4	9	82	H	Tulane		4	5	141	A	Col. of Charleston		12	7
						30	H	UCF		7	8	82	H	Tulane		15	8	161	A	UNCW		9	5
						31	H	St. John's (NY)		7	4	82	H	Tulane		5	3	161	H	UNCW		10	2
						35	A	Ole Miss		6	8	83	A	Cincinnati		14	3	171	H	Appalachian St.		4	0
						35	A	Ole Miss		4	5	83	A	Cincinnati		6	0	188	A	Elon		11	7
						35	A	Ole Miss		2	3	83	A	Cincinnati		2	8	188	H	Elon		7	2
						46	H	UConn		2	3							222	A	Campbell		10	0
						46	H	UConn		2	3							240	H	Towson		9	4
						46	H	UConn		1	5							240	H	Towson		12	7
						48	H	North Carolina St.		0	6							240	H	Towson		8	5
						50	H	Mercer		2	8							277	H	La Salle		12	1
						50	H	Mercer		7	10							277	H	La Salle		8	4
						50	H	Mercer		5	7							277	H	La Salle		7	3
LAST 10 GAMES																							
						121	H	Duke		5	1	82	H	Tulane		4	5						
						18	A	South Fla.		3	6	82	H	Tulane		15	8						
						18	A	South Fla.		4	5	48	H	North Carolina St.		0	6						
						18	A	South Fla.		6	8	83	A	Cincinnati		14	3						
						82	H	Tulane		5	3	83	A	Cincinnati		6	0						

Non-Div. I Games:

East Carolina

Average RPI Win: 112		WON-LOST	WINNING	LAST 10	STRENGTH OF		OPP. STRENGTH	TEAM	ADJ		CONF.	ADJ CONF.		
Average RPI Loss: 57		RECORD	PCT. RANK	GAMES	SCHEDULE		OF SCHEDULE	RPI	RPI		RPI	RPI		
DIV. I ONLY		21-24-0	.46667	179	5-5-0		8	41	85	.53225	85	4	4	
DIV. I NON-CONF.		13-9-0	.59091	93	2-1-0		6	111	57	.54815	57	3	3	
TOTALS		RPI 1-25	RPI 26-50		W-L RECORDS		RPI 51-100		RPI 101-150		RPI 150+			
21-24-0		3-8-0	3-2-0		OVERALL		4-12-0		4-0-0		7-2-0			
17-13-0		1-5-0	3-2-0		HOME		2-5-0		4-0-0		7-1-0			
4-11-0		2-3-0	0-0-0		AWAY		2-7-0		0-0-0		0-1-0			
0-0-0		0-0-0	0-0-0		NEUTRAL		0-0-0		0-0-0		0-0-0			
13-9-0		1-2-0	3-2-0		NON-CONFERENCE		1-3-0		1-0-0		7-2-0			
12-6-0		0-0-0	3-2-0		HOME		1-3-0		1-0-0		7-1-0			
1-3-0		1-2-0	0-0-		AWAY		0-0-0		0-0-0		0-1-0			
0-0-0		0-0-0	0-0-0		NEUTRAL		0-0-0		0-0-0		0-0-0			
8-15-0		2-6-0	0-0-0		CONFERENCE		3-9-0		3-0-0		0-0-0			
5-7-0		1-5-0	0-0-0		HOME		1-2-0		3-0-0		0-0-0			
3-8-0		1-1-0	0-0-0		AWAY		2-7-0		0-0-0		0-0-0			
0-0-0		0-0-0	0-0-0		NEUTRAL		0-0-0		0-0-0		0-0-0			
RPI	S	Opponent	Score		RPI	S	Opponent	Score		RPI	S	Opponent	Score	
1	H	Oregon St.	0	4	28	H	Long Beach St.	7	6	53	H	UCLA	3	9
1	H	Oregon St.	1	10	28	H	Long Beach St.	9	4	53	H	UCLA	5	4
1	H	Oregon St.	0	2	28	H	Long Beach St.	8	5	53	H	UCLA	4	17
6	A	TCU	2	5	32	H	Cal St. Fullerton	4	13	59	H	Oklahoma St.	4	18
6	A	TCU	4	8	32	H	Cal St. Fullerton	4	10	62	H	Loyola Marymount	5	8
6	A	TCU	13	9						62	H	Loyola Marymount	2	3
10	H	Stanford	8	13						62	H	Loyola Marymount	2	1
10	H	Stanford	9	6						72	A	California	4	6
10	H	Stanford	5	7						72	A	California	2	10
15	A	Arizona	14	13						72	A	California	6	9
15	A	Arizona	2	11						75	A	Oregon	0	2
										75	A	Oregon	4	3
										75	A	Oregon	2	3
										100	A	Southern California	4	7
										100	A	Southern California	4	5
										100	A	Southern California	7	0
LAST 10 GAMES														
					15	A	Arizona	14	13	75	A	Oregon	4	3
					10	H	Stanford	9	6	75	A	Oregon	0	2
					10	H	Stanford	8	13	172	H	CSU Bakersfield	6	8
					10	H	Stanford	5	7	172	H	CSU Bakersfield	4	2
					75	A	Oregon	2	3	172	H	CSU Bakersfield	12	6

Non-Div. I Games:

Arizona St.

Average RPI Win: 145		WON-LOST	WINNING	LAST 10	STRENGTH OF		OPP. STRENGTH	TEAM	ADJ		CONF.	ADJ CONF.
Average RPI Loss: 56		RECORD	PCT. RANK	GAMES	SCHEDULE		OF SCHEDULE	RPI	RPI		RPI	RPI
DIV. I ONLY		19-26-0	.42222	212	6-4-0		31	33	87		.53075	87
DIV. I NON-CONF.		11-7-0	.61111	78	1-0-0		216	181	97		.52614	97
TOTALS		RPI 1-25	RPI 26-50		W-L RECORDS		RPI 51-100		RPI 101-150		RPI 150+	
19-26-0		1-12-0	4-2-0		OVERALL		1-5-0		3-6-0		10-1-0	
6-8-0		0-6-0	3-0-0		HOME		1-2-0		0-0-0		2-0-0	
7-16-0		1-6-0	1-2-0		AWAY		0-3-0		2-5-0		3-0-0	
6-2-0		0-0-0	0-0-0		NEUTRAL		0-0-0		1-1-0		5-1-0	
11-7-0		0-1-0	0-0-0		NON-CONFERENCE		0-3-0		1-2-0		10-1-0	
2-0-0		0-0-0	0-0-0		HOME		0-0-0		0-0-0		2-0-0	
3-5-0		0-1-0	0-0-		AWAY		0-3-0		0-1-0		3-0-0	
6-2-0		0-0-0	0-0-0		NEUTRAL		0-0-0		1-1-0		5-1-0	
8-19-0		1-11-0	4-2-0		CONFERENCE		1-2-0		2-4-0		0-0-0	
4-8-0		0-6-0	3-0-0		HOME		1-2-0		0-0-0		0-0-0	
4-11-0		1-5-0	1-2-0		AWAY		0-0-0		2-4-0		0-0-0	
0-0-0		0-0-0	0-0-0		NEUTRAL		0-0-0		0-0-0		0-0-0	
RPI S	Opponent	Score	RPI S	Opponent	Score	RPI S	Opponent	Score	RPI S	Opponent	Score	
2 H	North Carolina	7 17	27 A	Florida St.	8 5	74 H	Miami (FL)	5 14	117 A	Virginia Tech	6 10	
2 H	North Carolina	3 15	27 A	Florida St.	1 11	74 H	Miami (FL)	0 3	117 A	Virginia Tech	3 4	
2 H	North Carolina	4 16	27 A	Florida St.	0 13	74 H	Miami (FL)	9 2	117 A	Virginia Tech	4 16	
5 A	Louisville	4 6	48 H	North Carolina St.	8 3	81 A	Bethune-Cookman	5 6	119 A	Dartmouth	3 8	
5 A	Louisville	3 5	48 H	North Carolina St.	2 1	81 A	Bethune-Cookman	1 2	121 A	Duke	15 6	
5 A	Louisville	0 6	48 H	North Carolina St.	1 0	81 A	Bethune-Cookman	2 3	121 A	Duke	2 9	
7 H	Clemson	0 1							121 A	Duke	3 1	
7 H	Clemson	2 8							125 N	Central Mich.	5 4	
7 H	Clemson	0 2							139 N	Ball St.	1 4	
11 A	Wake Forest	5 15							165 A	UMass Lowell	6 1	
11 A	Wake Forest	8 0							183 H	Harvard	8 5	
11 A	Wake Forest	2 5							183 N	Harvard	3 2	
22 A	Oklahoma	4 5							194 N	Georgetown	3 4	
									195 A	Northeastern	5 1	
									195 A	Northeastern	10 7	
									210 N	Toledo	6 5	
									241 N	Northern Ill.	9 1	
									247 N	Villanova	7 1	
									247 N	Villanova	10 3	
									267 H	Massachusetts	13 1	
LAST 10 GAMES												
			11 A	Wake Forest	2 5	74 H	Miami (FL)	5 14				
			11 A	Wake Forest	8 0	74 H	Miami (FL)	0 3				
			11 A	Wake Forest	5 15	48 H	North Carolina St.	1 0				
			165 A	UMass Lowell	6 1	48 H	North Carolina St.	2 1				
			74 H	Miami (FL)	9 2	48 H	North Carolina St.	8 3				

Non-Div. I Games:

Boston College

Average RPI Win: 171		WON-LOST RECORD		WINNING PCT. RANK		LAST 10 GAMES		STRENGTH OF SCHEDULE		OPP. STRENGTH OF SCHEDULE		TEAM RPI		ADJ RPI		CONF. RPI		ADJ CONF. RPI	
DIV. I ONLY		27-17-0		.61364 67		6-4-0		155		169		88		.52979 88		7		7	
DIV. I NON-CONF.		16-9-0		.64 61		1-1-0		153		245		76		.53508 76		7		7	
TOTALS		RPI 1-25		RPI 26-50		W-L RECORDS		RPI 51-100		RPI 101-150		RPI 150+							
27-17-0		1-2-0		2-1-0		OVERALL		4-6-0		5-1-0		15-7-0							
14-3-0		0-0-0		0-0-0		HOME		1-2-0		2-1-0		11-0-0							
7-11-0		1-2-0		2-1-0		AWAY		3-4-0		0-0-0		1-4-0							
6-3-0		0-0-0		0-0-0		NEUTRAL		0-0-0		3-0-0		3-3-0							
16-9-0		1-2-0		0-0-0		NON-CONFERENCE		1-2-0		3-0-0		11-5-0							
8-0-0		0-0-0		0-0-0		HOME		0-0-0		0-0-0		8-0-0							
2-6-0		1-2-0		0-0-		AWAY		1-2-0		0-0-0		0-2-0							
6-3-0		0-0-0		0-0-0		NEUTRAL		0-0-0		3-0-0		3-3-0							
11-8-0		0-0-0		2-1-0		CONFERENCE		3-4-0		2-1-0		4-2-0							
6-3-0		0-0-0		0-0-0		HOME		1-2-0		2-1-0		3-0-0							
5-5-0		0-0-0		2-1-0		AWAY		2-2-0		0-0-0		1-2-0							
0-0-0		0-0-0		0-0-0		NEUTRAL		0-0-0		0-0-0		0-0-0							
RPI	S	Opponent		Score		RPI	S	Opponent		Score		RPI	S	Opponent		Score			
18	A	South Fla.		4	9	41	A	Nebraska		7	6	73	A	Minnesota		3	6		
18	A	South Fla.		0	6	41	A	Nebraska		6	8	90	A	Michigan St.		1	2		
18	A	South Fla.		4	2	41	A	Nebraska		5	3	90	A	Michigan St.		3	2		
												90	A	Michigan St.		9	4		
												96	H	Rutgers		8	3		
												96	H	Rutgers		5	13		
												96	H	Rutgers		3	5		
												99	A	Kansas St.		0	3		
												99	A	Kansas St.		4	5		
												99	A	Kansas St.		12	11		
														221 H Penn St.					
														221 H Penn St.					
														221 H Penn St.					
														226 A Northwestern					
														226 A Northwestern					
														226 A Northwestern					
														232 H Milwaukee					
														234 H UNLV					
														234 H UNLV					
														234 H UNLV					
														241 H Northern Ill.					
														246 N Bucknell					
														247 N Villanova					
														250 H South Dakota St.					
														269 A Western Ill.					
														269 H Western Ill.					
														283 N Lehigh					
LAST 10 GAMES																			
						90	A	Michigan St.		9	4	221	H	Penn St.		8	2		
						90	A	Michigan St.		1	2	221	H	Penn St.		4	2		
						90	A	Michigan St.		3	2	232	H	Milwaukee		4	3		
						269	A	Western Ill.		5	7	96	H	Rutgers		5	13		
						221	H	Penn St.		9	1	96	H	Rutgers		3	5		

Non-Div. I Games:

Loras

8 1

Grand View

6 5

Iowa

RPI	S	Opponent	Score	
283	N	Lehigh	15	7

I
o
w
a

I
o
w
a

Iowa

Average RPI Win: 168		WON-LOST	WINNING	LAST 10	STRENGTH OF		OPP. STRENGTH	TEAM	ADJ		CONF.	ADJ CONF.					
Average RPI Loss: 91		RECORD	PCT. RANK	GAMES	SCHEDULE		OF SCHEDULE	RPI	RPI		RPI	RPI					
DIV. I ONLY		27-21-0	.5625	99	5-5-0		95	107	89	.52973	89	20	20				
DIV. I NON-CONF.		16-16-0	.5	144	2-2-0		49	61	105	.52346	105	21	21				
TOTALS		RPI 1-25	RPI 26-50		W-L RECORDS		RPI 51-100		RPI 101-150		RPI 150+						
27-21-0		2-4-0	1-6-0		OVERALL		3-3-0		5-2-0		16-6-0						
15-9-0		1-0-0	1-2-0		HOME		1-1-0		1-0-0		11-6-0						
11-11-0		1-4-0	0-4-0		AWAY		2-2-0		3-1-0		5-0-0						
1-1-0		0-0-0	0-0-0		NEUTRAL		0-0-0		1-1-0		0-0-0						
16-16-0		2-4-0	1-6-0		NON-CONFERENCE		1-1-0		3-1-0		9-4-0						
11-6-0		1-0-0	1-2-0		HOME		1-0-0		1-0-0		7-4-0						
4-9-0		1-4-0	0-0-		AWAY		0-1-0		1-0-0		2-0-0						
1-1-0		0-0-0	0-0-0		NEUTRAL		0-0-0		1-1-0		0-0-0						
11-5-0		0-0-0	0-0-0		CONFERENCE		2-2-0		2-1-0		7-2-0						
4-3-0		0-0-0	0-0-0		HOME		0-1-0		0-0-0		4-2-0						
7-2-0		0-0-0	0-0-0		AWAY		2-1-0		2-1-0		3-0-0						
0-0-0		0-0-0	0-0-0		NEUTRAL		0-0-0		0-0-0		0-0-0						
RPI	S	Opponent		Score		RPI	S	Opponent		Score		RPI	S	Opponent		Score	
4	A	Florida		2	6	27	A	Florida St.		2	21	69	A	FGCU		0	4
4	H	Florida		3	2	27	A	Florida St.		9	10	69	A	FGCU		5	2
18	A	South Fla.		6	12	27	H	Florida St.		5	6	69	A	FGCU		10	5
20	A	West Virginia		8	2	30	A	UCF		1	10	81	A	Bethune-Cookman		4	5
20	A	West Virginia		1	8	30	A	UCF		0	4	81	H	Bethune-Cookman		24	9
20	A	West Virginia		3	5	30	H	UCF		3	10	98	H	North Florida		5	7
						30	H	UCF		7	1						
LAST 10 GAMES																	
						27	A	Florida St.		2	21	288	A	Savannah St.		11	7
						169	H	Stetson		1	3	140	A	Kennesaw St.		1	6
						169	H	Stetson		5	17	140	A	Kennesaw St.		7	5
						169	H	Stetson		2	1	140	A	Kennesaw St.		4	3
						4	A	Florida		2	6	127	H	Florida A&M		10	6

Non-Div. I Games:

Jacksonville

Jacksonville

[illegible]

Non-Div. I Games:

Michigan St.

RPI	S	Opponent	Score	
262	A	Abilene Christian	14	5
262	A	Abilene Christian	19	7
262	A	Abilene Christian	9	7
262	A	Abilene Christian	9	2

Michigan St.

M
i
c
h
i
g
a
n
s
t
.

M
i
c
h
i
g
a
n
s
t
.

Average RPI Win:	159	WON-LOST RECORD	WINNING PCT. RANK	LAST 10 GAMES	STRENGTH OF SCHEDULE	OPP. STRENGTH OF SCHEDULE	TEAM RPI	ADJ RPI	CONF. RPI	ADJ CONF. RPI		
DIV. I ONLY		34-15-0	.69388	23	6-4-0	248	44	91	.52677	91	17	17
DIV. I NON-CONF.		17-8-0	.68	42	2-2-0	184	6	61	.54208	61	13	13
<hr/>												
TOTALS	RPI 1-25	RPI 26-50		W-L RECORDS		RPI 51-100		RPI 101-150		RPI 150+		
34-15-0	0-0-0	4-3-0		OVERALL		4-3-0		7-2-0		19-7-0		
17-9-0	0-0-0	2-3-0		HOME		1-2-0		4-1-0		10-3-0		
16-6-0	0-0-0	2-0-0		AWAY		2-1-0		3-1-0		9-4-0		
1-0-0	0-0-0	0-0-0		NEUTRAL		1-0-0		0-0-0		0-0-0		
<hr/>												
17-8-0	0-0-0	3-1-0		NON-CONFERENCE		4-3-0		7-2-0		3-2-0		
9-5-0	0-0-0	1-1-0		HOME		1-2-0		4-1-0		3-1-0		
7-3-0	0-0-0	2-0-		AWAY		2-1-0		3-1-0		0-1-0		
1-0-0	0-0-0	0-0-0		NEUTRAL		1-0-0		0-0-0		0-0-0		
<hr/>												
17-7-0	0-0-0	1-2-0		CONFERENCE		0-0-0		0-0-0		16-5-0		
8-4-0	0-0-0	1-2-0		HOME		0-0-0		0-0-0		7-2-0		
9-3-0	0-0-0	0-0-0		AWAY		0-0-0		0-0-0		9-3-0		
0-0-0	0-0-0	0-0-0		NEUTRAL		0-0-0		0-0-0		0-0-0		
<hr/>												
RPI	S	Opponent	Score	RPI	S	Opponent	Score	RPI	S	Opponent	Score	
				28	A	Long Beach St.	6 2					
				28	H	Long Beach St.	12 5					
				32	A	Cal St. Fullerton	5 4					
				37	H	Tennessee	4 8					
				38	H	New Mexico	10 12					
				38	H	New Mexico	4 0					
				38	H	New Mexico	6 11					
	</											

Non-Div. I Games:

San Diego St.

S
a
n
D
i
e
g
o
s
t
.

S
a
n
D
i
e
g
o
s
t
.

San Diego St.

Average RPI Win: 147		WON-LOST RECORD		WINNING PCT. RANK		LAST 10 GAMES		STRENGTH OF SCHEDULE		OPP. STRENGTH OF SCHEDULE		TEAM RPI		ADJ RPI		CONF. RPI		ADJ CONF. RPI	
DIV. I ONLY		26-23-0		.53061 131		5-5-0		53		91		92		.52618 92		5		5	
DIV. I NON-CONF.		20-11-0		.64516 59		2-0-0		130		161		102		.5244 102		5		5	
TOTALS		RPI 1-25		RPI 26-50		W-L RECORDS		RPI 51-100		RPI 101-150		RPI 150+							
26-23-0		3-6-0		5-9-0		OVERALL		5-4-0		0-2-0		13-2-0							
17-14-0		1-3-0		3-4-0		HOME		3-3-0		0-2-0		10-2-0							
8-9-0		2-3-0		2-5-0		AWAY		2-1-0		0-0-0		2-0-0							
1-0-0		0-0-0		0-0-0		NEUTRAL		0-0-0		0-0-0		1-0-0							
20-11-0		2-4-0		3-2-0		NON-CONFERENCE		2-1-0		0-2-0		13-2-0							
14-8-0		0-1-0		2-2-0		HOME		2-1-0		0-2-0		10-2-0							
5-3-0		2-3-0		1-0-		AWAY		0-0-0		0-0-0		2-0-0							
1-0-0		0-0-0		0-0-0		NEUTRAL		0-0-0		0-0-0		1-0-0							
6-12-0		1-2-0		2-7-0		CONFERENCE		3-3-0		0-0-0		0-0-0							
3-6-0		1-2-0		1-2-0		HOME		1-2-0		0-0-0		0-0-0							
3-6-0		0-0-0		1-5-0		AWAY		2-1-0		0-0-0		0-0-0							
0-0-0		0-0-0		0-0-0		NEUTRAL		0-0-0		0-0-0		0-0-0							
RPI S	Opponent		Score		RPI S	Opponent		Score		RPI S	Opponent		Score		RPI S	Opponent		Score	
12 H	Mississippi St.		3	8	29 H	Houston		10	8	70 H	Ga. Southern		5	2	109 H	Middle Tenn.		7	11
13 A	Missouri St.		5	9	29 H	Houston		3	13	70 H	Ga. Southern		6	7	109 H	Middle Tenn.		5	6
13 A	Missouri St.		6	5	29 H	Houston		8	9	70 H	Ga. Southern		9	8	158 A	Belmont		6	0
13 A	Missouri St.		5	4	30 A	UCF		9	4	83 A	Cincinnati		7	5	182 H	Southern Ill.		2	1
14 A	Arkansas		7	16	30 A	UCF		1	2	83 A	Cincinnati		3	4	182 H	Southern Ill.		4	3
14 A	Arkansas		0	2	30 A	UCF		4	7	83 A	Cincinnati		7	5	182 H	Southern Ill.		2	3
18 H	South Fla.		2	4	35 A	Ole Miss		9	6	83 H	Cincinnati		9	4	197 A	Arkansas St.		2	1
18 H	South Fla.		6	11	35 H	Ole Miss		2	1	83 H	Cincinnati		6	13	197 H	Arkansas St.		4	11
18 H	South Fla.		5	1	37 H	Tennessee		4	1	83 H	Cincinnati		1	2	206 N	UT Martin		7	6
					37 H	Tennessee		0	10						279 H	Illinois St.		3	1
					37 H	Tennessee		5	8						279 H	Illinois St.		5	4
					46 A	UConn		0	4						279 H	Illinois St.		12	11
					46 A	UConn		2	6						286 H	Alcorn		18	7
					46 A	UConn		7	10						292 H	Mississippi Val.		13	4
															293 H	Southern U.		5	3
															293 H	Southern U.		9	5
															293 H	Southern U.		11	1
LAST 10 GAMES																			
					206 N	UT Martin		7	6	30 A	UCF		9	4					
					83 H	Cincinnati		1	2	30 A	UCF		4	7					
					83 H	Cincinnati		6	13	197 A	Arkansas St.		2	1					
					83 H	Cincinnati		9	4	18 H	South Fla.		5	1					
					30 A	UCF		1	2	18 H	South Fla.		6	11					

Non-Div. I Games:

Memphis

Average RPI Win: 143		WON-LOST	WINNING	LAST 10	STRENGTH OF	OPP. STRENGTH	TEAM	ADJ	CONF.	ADJ CONF.
Average RPI Loss: 60		RECORD	PCT. RANK	GAMES	SCHEDULE	OF SCHEDULE	RPI	RPI	RPI	RPI
DIV. I ONLY		23-26-0	.46939	171	5-5-0	34	63	93	.52615	93
DIV. I NON-CONF.		13-9-0	.59091	93	3-0-0	207	219	149	.5016	149
TOTALS		RPI 1-25	RPI 26-50		W-L RECORDS	RPI 51-100		RPI 101-150		RPI 150+
23-26-0	1-12-0		3-5-0		OVERALL	4-2-0		6-4-0		9-3-0
15-8-0	0-3-0		2-4-0		HOME	4-0-0		2-1-0		7-0-0
4-12-0	1-8-0		0-1-0		AWAY	0-2-0		3-1-0		0-0-0
4-6-0	0-1-0		1-0-0		NEUTRAL	0-0-0		1-2-0		2-3-0
13-9-0	0-1-0		1-1-0		NON-CONFERENCE	1-2-0		2-2-0		9-3-0
8-0-0	0-0-0		0-0-0		HOME	1-0-0		0-0-0		7-0-0
1-3-0	0-0-0		0-0-0		AWAY	0-2-0		1-0-0		0-0-0
4-6-0	0-1-0		1-0-0		NEUTRAL	0-0-0		1-2-0		2-3-0
10-17-0	1-11-0		2-4-0		CONFERENCE	3-0-0		4-2-0		0-0-0
7-8-0	0-3-0		2-4-0		HOME	3-0-0		2-1-0		0-0-0
3-9-0	1-8-0		0-0-0		AWAY	0-0-0		2-1-0		0-0-0
0-0-0	0-0-0		0-0-0		NEUTRAL	0-0-0		0-0-0		0-0-0
RPI S Opponent	Score	RPI S Opponent	Score	RPI S Opponent	Score	RPI S Opponent	Score	RPI S Opponent	Score	
5 H Louisville	0 2	27 H Florida St.	1 5	51 A San Diego	2 6	112 A Pittsburgh	1 2			
5 H Louisville	1 5	27 H Florida St.	3 8	54 H Georgia Tech	4 3	112 A Pittsburgh	4 3			
5 H Louisville	4 9	27 H Florida St.	2 8	54 H Georgia Tech	9 6	112 A Pittsburgh	10 5			
7 A Clemson	0 4	36 A Michigan	3 4	54 H Georgia Tech	4 3	121 H Duke	3 2			
7 A Clemson	1 4	47 N Rhode Island	8 4	90 H Michigan St.	2 1	121 H Duke	1 14			
7 A Clemson	5 6	48 H North Carolina St.	4 1	91 A San Diego St.	6 7	121 H Duke	5 4			
9 A Virginia	8 2	48 H North Carolina St.	2 9			125 N Central Mich.	8 3			
9 A Virginia	4 14	48 H North Carolina St.	2 1			144 N Saint Louis	3 8			
9 A Virginia	0 9					144 N Saint Louis	6 8			
11 A Wake Forest	7 13					148 A Davidson	2 0			
11 A Wake Forest	3 4					163 N UC Irvine	4 18			
11 A Wake Forest	1 5					165 N UMass Lowell	0 8			
25 N Maryland	3 4					204 H Eastern Mich.	5 0			
						210 H Toledo	8 3			
						214 N Monmouth	4 0			
						220 H Valparaiso	10 3			
						226 H Northwestern	3 2			
						241 H Northern Ill.	12 1			
						270 N Incarnate Word	12 10			
						279 H Illinois St.	7 6			
						282 H Chicago St.	7 4			
						291 N Lafayette	2 10			
		LAST 10 GAMES								
		5 H Louisville	4 9	121 H Duke	1 14					
		5 H Louisville	1 5	121 H Duke	5 4					
		5 H Louisville	0 2	204 H Eastern Mich.	5 0					
		226 H Northwestern	3 2	220 H Valparaiso	10 3					
		121 H Duke	3 2	9 A Virginia	0 9					

Non-Div. I Games:

Notre Dame

Average RPI Win: 99		WON-LOST	WINNING	LAST 10	STRENGTH OF		OPP. STRENGTH	TEAM	ADJ	CONF.	ADJ CONF.
Average RPI Loss: 62		RECORD	PCT. RANK	GAMES	SCHEDULE		OF SCHEDULE	RPI	RPI	RPI	RPI
DIV. I ONLY		20-29-0	.40816	224	5-5-0		11	23	94	.52543	94
DIV. I NON-CONF.		13-12-0	.52	138	2-0-0		65	114	125	.51158	125
TOTALS		RPI 1-25	RPI 26-50		W-L RECORDS		RPI 51-100		RPI 101-150		RPI 150+
20-29-0		2-12-0	4-7-0		OVERALL		6-3-0		3-4-0		5-3-0
11-18-0		0-4-0	2-5-0		HOME		2-2-0		2-4-0		5-3-0
8-11-0		2-8-0	2-2-0		AWAY		3-1-0		1-0-0		0-0-0
1-0-0		0-0-0	0-0-0		NEUTRAL		1-0-0		0-0-0		0-0-0
13-12-0		0-2-0	0-2-0		NON-CONFERENCE		5-1-0		3-4-0		5-3-0
8-9-0		0-1-0	0-1-0		HOME		1-0-0		2-4-0		5-3-0
4-3-0		0-1-0	0-0-		AWAY		3-1-0		1-0-0		0-0-0
1-0-0		0-0-0	0-0-0		NEUTRAL		1-0-0		0-0-0		0-0-0
7-17-0		2-10-0	4-5-0		CONFERENCE		1-2-0		0-0-0		0-0-0
3-9-0		0-3-0	2-4-0		HOME		1-2-0		0-0-0		0-0-0
4-8-0		2-7-0	2-1-0		AWAY		0-0-0		0-0-0		0-0-0
0-0-0		0-0-0	0-0-0		NEUTRAL		0-0-0		0-0-0		0-0-0
RPI S	Opponent	Score	RPI S	Opponent	Score	RPI S	Opponent	Score	RPI S	Opponent	Score
4 H	Florida	3 6	26 H	Vanderbilt	1 0	54 A	Georgia Tech	7 5	108 H	Xavier	11 6
4 H	Florida	4 6	26 H	Vanderbilt	1 8	54 H	Georgia Tech	5 1	108 H	Xavier	7 8
4 H	Florida	3 4	26 H	Vanderbilt	5 10	54 N	Georgia Tech	8 7	140 A	Kennesaw St.	9 6
7 A	Clemson	7 9	37 A	Tennessee	5 6	70 A	Ga. Southern	1 2	140 H	Kennesaw St.	4 5
7 H	Clemson	0 4	37 A	Tennessee	3 1	70 A	Ga. Southern	4 3	141 H	Col. of Charleston	3 9
8 A	Kentucky	4 7	37 A	Tennessee	7 5	70 A	Ga. Southern	7 0	141 H	Col. of Charleston	9 8
8 A	Kentucky	5 3	40 H	Auburn	1 2	71 H	Missouri	1 6	141 H	Col. of Charleston	6 15
8 A	Kentucky	6 3	40 H	Auburn	1 4	71 H	Missouri	3 0	173 H	Presbyterian	8 7
14 A	Arkansas	4 5	40 H	Auburn	4 1	71 H	Missouri	5 8	175 H	UAB	1 0
14 A	Arkansas	4 14	50 A	Mercer	5 6				175 H	UAB	2 0
14 A	Arkansas	3 11	50 H	Mercer	3 4				175 H	UAB	1 2
16 A	LSU	1 5							248 H	Rider	4 11
16 A	LSU	9 22							248 H	Rider	3 8
16 A	LSU	6 7							248 H	Rider	9 3
									288 H	Savannah St.	12 3
LAST 10 GAMES											
54 N	Georgia Tech	8 7	4 H	Florida	3 6						
8 A	Kentucky	6 3	4 H	Florida	4 6						
8 A	Kentucky	4 7	54 A	Georgia Tech	7 5						
8 A	Kentucky	5 3	26 H	Vanderbilt	5 10						
4 H	Florida	3 4	26 H	Vanderbilt	1 0						

Non-Div. I Games:

Georgia

Average RPI Win:	186	WON-LOST RECORD	WINNING PCT. RANK	LAST 10 GAMES	STRENGTH OF SCHEDULE	OPP. STRENGTH OF SCHEDULE	TEAM RPI	ADJ RPI	CONF. RPI	ADJ CONF. RPI	
DIV. I ONLY		34-16-0	.68 30	4-6-0	236	153	95	.52465 95	19	19	
DIV. I NON-CONF.		14-12-0	.53846 127	0-4-0	278	142	219	.46924 218	20	20	
<hr/>											
TOTALS	RPI 1-25	RPI 26-50		W-L RECORDS	RPI 51-100		RPI 101-150		RPI 150+		
34-16-0	0-0-0	1-1-0		OVERALL	1-2-0		4-6-0		28-7-0		
21-5-0	0-0-0	0-0-0		HOME	0-0-0		1-2-0		20-3-0		
13-11-0	0-0-0	1-1-0		AWAY	1-2-0		3-4-0		8-4-0		
0-0-0	0-0-0	0-0-0		NEUTRAL	0-0-0		0-0-0		0-0-0		
<hr/>											
14-12-0	0-0-0	1-1-0		NON-CONFERENCE	1-2-0		1-3-0		11-6-0		
10-4-0	0-0-0	0-0-0		HOME	0-0-0		1-2-0		9-2-0		
4-8-0	0-0-0	1-0-		AWAY	1-2-0		0-1-0		2-4-0		
0-0-0	0-0-0	0-0-0		NEUTRAL	0-0-0		0-0-0		0-0-0		
<hr/>											
20-4-0	0-0-0	0-0-0		CONFERENCE	0-0-0		3-3-0		17-1-0		
11-1-0	0-0-0	0-0-0		HOME	0-0-0		0-0-0		11-1-0		
9-3-0	0-0-0	0-0-0		AWAY	0-0-0		3-3-0		6-0-0		
0-0-0	0-0-0	0-0-0		NEUTRAL	0-0-0		0-0-0		0-0-0		
<hr/>											
RPI S	Opponent	Score	RPI S	Opponent	Score	RPI S	Opponent	Score	RPI S	Opponent	Score
			26 A	Vanderbilt	5 2	81 A	Bethune-Cookman	5 0	107 A	Jacksonville St.	2 7
			37 A	Tennessee	0 6	81 A	Bethune-Cookman	1 3	107 A	Jacksonville St.	22 6
						81 A	Bethune-Cookman	4 5	107 A	Jacksonville St.	3 8
									109 A	Middle Tenn.	9 11
									109 H	Middle Tenn.	7 18
									132 A	Southeast Mo. St.	8 4
									132 A	Southeast Mo. St.	9 11
									132 A	Southeast Mo. St.	9 8
									135 H	Central Ark.	11 6
									135 H	Central Ark.	6 10
									158 H	Belmont	8 9
									158 H	Belmont	3 2
									158 H	Belmont	4 1
									174 A	Austin Peay	14 13
									174 A	Austin Peay	10 8
									174 A	Austin Peay	14 3
									180 H	Murray St.	14 10
									180 H	Murray St.	4 2
									180 H	Murray St.	6 4
									181 H	Bradley	16 14
									181 H	Bradley	13 7
									181 H	Bradley	5 7
									182 A	Southern Ill.	4 6
									182 A	Southern Ill.	8 13
									182 A	Southern Ill.	9 10
									193 H	Eastern Ill.	13 9
									193 H	Eastern Ill.	5 3
<hr/>											
			LAST 10 GAMES								
			109 A	Middle Tenn.	9 11	132 A	Southeast Mo. St.	9 8	182 A	Southern Ill.	4 6
			158 H	Belmont	4 1	132 A	Southeast Mo. St.	8 4	182 A	Southern Ill.	8 13
			158 H	Belmont	3 2	109 H	Middle Tenn.	7 18	182 A	Southern Ill.	9 10
			158 H	Belmont	8 9	182 A	Southern Ill.	8 13	193 H	Eastern Ill.	13 9
			132 A	Southeast Mo. St.	9 11	182 A	Southern Ill.	9 10	193 H	Eastern Ill.	5 3

Non-Div. I Games:

Tennessee Tech

RPI	S	Opponent	Score
193	H	Eastern Ill.	11 4
199	A	UNC Asheville	20 9
202	A	Lipscomb	9 11
202	H	Lipscomb	10 1
206	A	UT Martin	4 3
206	A	UT Martin	9 6
206	A	UT Martin	14 6
210	H	Toledo	7 5
210	H	Toledo	10 2
210	H	Toledo	2 0
210	H	Toledo	10 0
219	H	SIUE	11 7
219	H	SIUE	3 2
219	H	SIUE	13 8
279	H	Illinois St.	4 3
279	H	Illinois St.	2 9
295	A	Alabama A&M	10 4
295	H	Alabama A&M	17 3

Tennessee Tech

Tennessee Tech

Average RPI Win: 165		WON-LOST	WINNING	LAST 10	STRENGTH OF		OPP. STRENGTH	TEAM	ADJ		CONF.	ADJ CONF.
Average RPI Loss: 71		RECORD	PCT. RANK	GAMES	SCHEDULE		OF SCHEDULE	RPI	RPI		RPI	RPI
DIV. I ONLY		17-28-0	.37778	238	4-5-0		19	117	96		7	7
DIV. I NON-CONF.		12-18-0	.4	213	1-0-0		48	119	104		7	7
TOTALS		RPI 1-25	RPI 26-50		W-L RECORDS		RPI 51-100		RPI 101-150		RPI 150+	
17-28-0		0-6-0	2-7-0		OVERALL		5-11-0		2-2-0		8-2-0	
6-9-0		0-3-0	1-2-0		HOME		0-1-0		2-2-0		3-1-0	
11-19-0		0-3-0	1-5-0		AWAY		5-10-0		0-0-0		5-1-0	
0-0-0		0-0-0	0-0-0		NEUTRAL		0-0-0		0-0-0		0-0-0	
12-18-0		0-3-0	1-2-0		NON-CONFERENCE		3-10-0		0-1-0		8-2-0	
3-3-0		0-0-0	0-0-0		HOME		0-1-0		0-1-0		3-1-0	
9-15-0		0-3-0	1-0-		AWAY		3-9-0		0-0-0		5-1-0	
0-0-0		0-0-0	0-0-0		NEUTRAL		0-0-0		0-0-0		0-0-0	
5-10-0		0-3-0	1-5-0		CONFERENCE		2-1-0		2-1-0		0-0-0	
3-6-0		0-3-0	1-2-0		HOME		0-0-0		2-1-0		0-0-0	
2-4-0		0-0-0	0-3-0		AWAY		2-1-0		0-0-0		0-0-0	
0-0-0		0-0-0	0-0-0		NEUTRAL		0-0-0		0-0-0		0-0-0	
RPI S	Opponent	Score	RPI S	Opponent	Score	RPI S	Opponent	Score	RPI S	Opponent	Score	
9 A	Virginia	3 7	36 H	Michigan	3 6	55 A	Fla. Atlantic	2 14	116 H	Purdue	8 2	
9 A	Virginia	4 12	36 H	Michigan	3 8	69 A	FGCU	2 5	116 H	Purdue	7 6	
9 A	Virginia	2 18	36 H	Michigan	12 5	69 A	FGCU	3 8	116 H	Purdue	6 7	
25 H	Maryland	1 5	41 A	Nebraska	5 8	69 A	FGCU	4 13	128 H	Columbia	7 13	
25 H	Maryland	1 9	41 A	Nebraska	6 7	74 A	Miami (FL)	17 6	214 H	Monmouth	6 4	
25 H	Maryland	1 6	41 A	Nebraska	3 9	74 A	Miami (FL)	0 3	245 A	USC Upstate	10 7	
			42 A	Old Dominion	4 15	74 A	Miami (FL)	4 8	245 A	USC Upstate	5 1	
			42 A	Old Dominion	2 6	86 A	Seton Hall	9 10	245 A	USC Upstate	11 3	
			42 A	Old Dominion	8 5	86 H	Seton Hall	6 9	247 A	Villanova	2 3	
						88 A	Iowa	13 5	248 H	Rider	2 7	
						88 A	Iowa	3 8	256 A	Iona	12 3	
						88 A	Iowa	5 3	275 H	Wagner	9 2	
						98 A	North Florida	1 15	275 H	Wagner	12 10	
						98 A	North Florida	12 4	291 A	Lafayette	28 4	
						98 A	North Florida	2 1				
						98 A	North Florida	2 13				
LAST 10 GAMES						36 H	Michigan	3 8				
						36 H	Michigan	3 6				
						36 H	Michigan	12 5				
						88 A	Iowa	13 5				
						88 A	Iowa	5 3				
						128 H	Columbia	7 13				
						41 A	Nebraska	6 7				
						41 A	Nebraska	3 9				
						41 A	Nebraska	5 8				
						275 H	Wagner	12 10				

Non-Div. I Games:

Rutgers

Average RPI Win: 179		WON-LOST	WINNING	LAST 10	STRENGTH OF		OPP. STRENGTH	TEAM	ADJ	CONF.	ADJ CONF.
Average RPI Loss: 122		RECORD	PCT. RANK	GAMES	SCHEDULE		OF SCHEDULE	RPI	RPI	RPI	RPI
DIV. I ONLY		28-21-0	.57143	94	9-1-0		132	154	97	.52444	97
DIV. I NON-CONF.		16-15-0	.51613	141	1-0-0		112	120	117	.5162	116
TOTALS		RPI 1-25	RPI 26-50		W-L RECORDS		RPI 51-100		RPI 101-150		RPI 150+
28-21-0		0-6-0	3-2-0		OVERALL		2-0-0		5-1-0		18-12-0
18-5-0		0-1-0	2-1-0		HOME		2-0-0		4-0-0		10-3-0
7-16-0		0-5-0	0-1-0		AWAY		0-0-0		1-1-0		6-9-0
3-0-0		0-0-0	1-0-0		NEUTRAL		0-0-0		0-0-0		2-0-0
16-15-0		0-6-0	3-2-0		NON-CONFERENCE		2-0-0		2-1-0		9-6-0
10-4-0		0-1-0	2-1-0		HOME		2-0-0		1-0-0		5-2-0
3-11-0		0-5-0	0-0-		AWAY		0-0-0		1-1-0		2-4-0
3-0-0		0-0-0	1-0-0		NEUTRAL		0-0-0		0-0-0		2-0-0
12-6-0		0-0-0	0-0-0		CONFERENCE		0-0-0		3-0-0		9-6-0
8-1-0		0-0-0	0-0-0		HOME		0-0-0		3-0-0		5-1-0
4-5-0		0-0-0	0-0-0		AWAY		0-0-0		0-0-0		4-5-0
0-0-0		0-0-0	0-0-0		NEUTRAL		0-0-0		0-0-0		0-0-0
RPI S	Opponent	Score	RPI S	Opponent	Score	RPI S	Opponent	Score	RPI S	Opponent	Score
4 A	Florida	4 5	42 A	Old Dominion	3 6	65 H	Yale	7 6	106 A	VCU	5 1
4 A	Florida	1 8	42 H	Old Dominion	6 11	65 H	Yale	10 3	117 A	Virginia Tech	2 3
4 A	Florida	6 11	47 H	Rhode Island	11 2				117 H	Virginia Tech	19 10
9 A	Virginia	3 11	47 H	Rhode Island	7 3				141 H	Col. of Charleston	6 4
25 A	Maryland	8 9	47 N	Rhode Island	2 1				141 H	Col. of Charleston	2 0
25 H	Maryland	0 6							141 H	Col. of Charleston	7 6
									161 A	UNCW	1 11
									161 A	UNCW	10 9
									161 A	UNCW	5 6
									164 A	Delaware	8 2
									164 A	Delaware	4 5
									164 A	Delaware	5 8
									165 H	UMass Lowell	6 13
									186 A	ETSU	3 15
									186 A	ETSU	3 9
									186 A	ETSU	6 8
									188 H	Elon	6 7
									188 H	Elon	14 6
									188 H	Elon	8 2
									201 H	VMI	7 0
									211 A	George Mason	4 2
									214 N	Monmouth	6 5
									215 H	James Madison	8 7
									215 H	James Madison	7 6
									215 H	James Madison	14 8
									240 A	Towson	12 3
									240 A	Towson	8 1
									240 A	Towson	1 7
									240 A	Towson	8 1

Non-Div. I Games:

William & Mary

RPI	S	Opponent	Score	
240	A	Towson	1	7
244	H	Saint Joseph's	2	3
249	A	Norfolk St.	3	9
249	H	Norfolk St.	6	1
254	A	Richmond	11	10
263	N	Dayton	7	0
291	H	Lafayette	5	4
291	H	Lafayette	16	1
291	H	Lafayette	6	5

William & Mary

W
i
l
l
i
a
m
&
M
a
r
y

W
i
l
l
i
a
m
&
M
a
r
y

RPI	S	Opponent	Score	
288	H	Savannah St.	7	2
290	H	NJIT	6	3
290	H	NJIT	16	1
290	H	NJIT	13	8

North Florida

N
o
r
t
h
F
l
o
r
i
d
a

N
o
r
t
h
F
l
o
r
i
d
a

Average RPI Win: 128		WON-LOST	WINNING	LAST 10	STRENGTH OF		OPP. STRENGTH	TEAM	ADJ	CONF.	ADJ CONF.
Average RPI Loss: 54		RECORD	PCT. RANK	GAMES	SCHEDULE		OF SCHEDULE	RPI	RPI	RPI	RPI
DIV. I ONLY		26-22-0	.54167	114	66		13	99	.5232	99	1
DIV. I NON-CONF.		21-9-0	.7	36	197		30	95	.52681	95	1
TOTALS		RPI 1-25	RPI 26-50		W-L RECORDS		RPI 51-100		RPI 101-150		RPI 150+
26-22-0		5-12-0	2-3-0		OVERALL		5-3-0		3-2-0		11-2-0
19-13-0		4-8-0	2-1-0		HOME		2-1-0		2-2-0		9-1-0
2-6-0		1-3-0	0-1-0		AWAY		1-2-0		0-0-0		0-0-0
5-3-0		0-1-0	0-1-0		NEUTRAL		2-0-0		1-0-0		2-1-0
21-9-0		1-1-0	2-3-0		NON-CONFERENCE		4-1-0		3-2-0		11-2-0
15-5-0		0-0-0	2-1-0		HOME		2-1-0		2-2-0		9-1-0
1-1-0		1-0-0	0-0-		AWAY		0-0-0		0-0-0		0-0-0
5-3-0		0-1-0	0-1-0		NEUTRAL		2-0-0		1-0-0		2-1-0
5-13-0		4-11-0	0-0-0		CONFERENCE		1-2-0		0-0-0		0-0-0
4-8-0		4-8-0	0-0-0		HOME		0-0-0		0-0-0		0-0-0
1-5-0		0-3-0	0-0-0		AWAY		1-2-0		0-0-0		0-0-0
0-0-0		0-0-0	0-0-0		NEUTRAL		0-0-0		0-0-0		0-0-0
RPI S	Opponent	Score	RPI S	Opponent	Score	RPI S	Opponent	Score	RPI S	Opponent	Score
3 H	Texas Tech	4 7	31 N	St. John's (NY)	2 9	56 N	Liberty	8 2	112 N	Pittsburgh	5 4
3 H	Texas Tech	5 3	38 H	New Mexico	3 2	56 N	Liberty	4 3	133 H	UC Riverside	1 5
3 H	Texas Tech	8 12	38 H	New Mexico	12 10	59 A	Oklahoma St.	3 13	133 H	UC Riverside	2 11
6 H	TCU	0 5	41 A	Nebraska	1 11	59 A	Oklahoma St.	10 4	133 H	UC Riverside	1 0
6 H	TCU	4 12	41 H	Nebraska	1 6	59 A	Oklahoma St.	3 6	138 H	Wichita St.	5 4
6 H	TCU	0 1				88 H	Iowa	11 12	156 N	Ohio St.	3 2
14 N	Arkansas	5 6				88 H	Iowa	3 0	156 N	Ohio St.	3 6
20 H	West Virginia	8 4				88 H	Iowa	5 4	164 N	Delaware	7 0
20 H	West Virginia	7 9							193 H	Eastern Ill.	14 0
20 H	West Virginia	11 4							193 H	Eastern Ill.	15 10
21 A	Texas	5 6							193 H	Eastern Ill.	12 11
21 A	Texas	0 5							228 H	Northwestern St.	16 4
21 A	Texas	0 2							228 H	Northwestern St.	19 9
22 H	Oklahoma	5 11							262 H	Abilene Christian	6 5
22 H	Oklahoma	9 7							262 H	Abilene Christian	11 1
22 H	Oklahoma	0 3							262 H	Abilene Christian	14 3
24 A	South Carolina	6 5							281 H	Omaha	10 1
									281 H	Omaha	2 5
LAST 10 GAMES											
			22 H	Oklahoma	0 3	262 H	Abilene Christian	11 1			
			22 H	Oklahoma	9 7	262 H	Abilene Christian	6 5			
			22 H	Oklahoma	5 11	14 N	Arkansas	5 6			
			138 H	Wichita St.	5 4	20 H	West Virginia	11 4			
			262 H	Abilene Christian	14 3	20 H	West Virginia	8 4			

Non-Div. I Games:

Kansas St.

Average RPI Win:		122	WON-LOST RECORD		WINNING PCT. RANK	LAST 10 GAMES	STRENGTH OF SCHEDULE		OPP. STRENGTH OF SCHEDULE	TEAM RPI	ADJ RPI	CONF. RPI	ADJ CONF. RPI				
DIV. I ONLY			19-25-0		.43182	204	1-0-0		26	37	100	.52318	100	4	4		
DIV. I NON-CONF.			12-10-0		.54545	115	1-0-0		35	170	73	.53653	73	3	3		
TOTALS		RPI 1-25		RPI 26-50		W-L RECORDS		RPI 51-100		RPI 101-150		RPI 150+					
19-25-0		3-9-0		2-4-0		OVERALL		5-9-0		3-1-0		6-2-0					
13-11-0		1-2-0		2-1-0		HOME		3-5-0		2-1-0		5-2-0					
5-14-0		2-7-0		0-3-0		AWAY		1-4-0		1-0-0		1-0-0					
1-0-0		0-0-0		0-0-0		NEUTRAL		1-0-0		0-0-0		0-0-0					
12-10-0		1-2-0		2-4-0		NON-CONFERENCE		2-2-0		1-0-0		6-2-0					
8-4-0		0-0-0		2-1-0		HOME		1-1-0		0-0-0		5-2-0					
4-6-0		1-2-0		0-0-		AWAY		1-1-0		1-0-0		1-0-0					
0-0-0		0-0-0		0-0-0		NEUTRAL		0-0-0		0-0-0		0-0-0					
7-15-0		2-7-0		0-0-0		CONFERENCE		3-7-0		2-1-0		0-0-0					
5-7-0		1-2-0		0-0-0		HOME		2-4-0		2-1-0		0-0-0					
1-8-0		1-5-0		0-0-0		AWAY		0-3-0		0-0-0		0-0-0					
1-0-0		0-0-0		0-0-0		NEUTRAL		1-0-0		0-0-0		0-0-0					
RPI	S	Opponent		Score		RPI	S	Opponent		Score		RPI	S	Opponent		Score	
1	A	Oregon St.		7	5	28	A	Long Beach St.		0	6	51	H	San Diego		3	8
1	A	Oregon St.		1	3	28	H	Long Beach St.		4	3	53	H	UCLA		2	4
1	A	Oregon St.		1	10	32	A	Cal St. Fullerton		1	2	53	H	UCLA		0	13
10	H	Stanford		3	8	32	A	Cal St. Fullerton		5	13	53	H	UCLA		0	2
10	H	Stanford		7	5	32	H	Cal St. Fullerton		13	9	53	N	UCLA		4	3
10	H	Stanford		3	6	36	H	Michigan		1	4	62	A	Loyola Marymount		3	4
11	A	Wake Forest		5	15							72	A	California		8	9
11	A	Wake Forest		5	18							72	A	California		9	13
11	A	Wake Forest		15	9							72	A	California		6	8
15	A	Arizona		1	5							85	H	Arizona St.		0	7
15	A	Arizona		4	9							85	H	Arizona St.		5	4
15	A	Arizona		1	8							85	H	Arizona St.		7	4
												91	A	San Diego St.		1	0
												91	H	San Diego St.		2	0
LAST 10 GAMES																	
						163	A	UC Irvine		9	7	1	A	Oregon St.		7	5
						53	H	UCLA		0	13	1	A	Oregon St.		1	3
						53	H	UCLA		2	4	72	A	California		6	8
						53	H	UCLA		0	2	72	A	California		8	9
						1	A	Oregon St.		1	10	72	A	California		9	13

Non-Div. I Games:

Southern California

[illegible]

Non-Div. I Games:

Wright St.

RPI	S	Opponent	Score	
235	H	Northern Ky.	13	3
235	H	Northern Ky.	10	13
239	H	Ohio	6	1
239	H	Ohio	3	4
245	A	USC Upstate	5	1
260	A	Youngstown St.	2	5
260	A	Youngstown St.	16	4
260	A	Youngstown St.	11	8
260	H	Youngstown St.	7	6
260	H	Youngstown St.	10	7
263	H	Dayton	5	4
263	H	Dayton	5	4

Wright St.

W
r
i
g
h
t
S
t
.

W
r
i
g
h
t
S
t
.

[illegible]

Non-Div. I Games:

Oral Roberts

Oral Roberts

Average RPI Win: 154		WON-LOST	WINNING	LAST 10	STRENGTH OF	OPP. STRENGTH	TEAM	ADJ	CONF.	ADJ CONF.					
Average RPI Loss: 114		RECORD	PCT. RANK	GAMES	SCHEDULE	OF SCHEDULE	RPI	RPI	RPI	RPI					
DIV. I ONLY		27-21-0	.5625	99	6-4-0	116	118	104	.52043	104	9	9			
DIV. I NON-CONF.		15-8-0	.65217	57	2-1-0	166	148	96	.52619	96	10	10			
<hr/>															
TOTALS		RPI 1-25		RPI 26-50		W-L RECORDS		RPI 51-100		RPI 101-150		RPI 150+			
27-21-0		0-0-0		2-4-0		OVERALL		4-6-0		6-5-0		15-6-0			
15-10-0		0-0-0		1-2-0		HOME		1-2-0		3-3-0		10-3-0			
11-9-0		0-0-0		1-0-0		AWAY		2-4-0		3-2-0		5-3-0			
1-2-0		0-0-0		0-2-0		NEUTRAL		1-0-0		0-0-0		0-0-0			
15-8-0		0-0-0		1-1-0		NON-CONFERENCE		1-0-0		6-5-0		7-2-0			
8-5-0		0-0-0		0-0-0		HOME		0-0-0		3-3-0		5-2-0			
6-2-0		0-0-0		1-0-		AWAY		0-0-0		3-2-0		2-0-0			
1-1-0		0-0-0		0-1-0		NEUTRAL		1-0-0		0-0-0		0-0-0			
12-13-0		0-0-0		1-3-0		CONFERENCE		3-6-0		0-0-0		8-4-0			
7-5-0		0-0-0		1-2-0		HOME		1-2-0		0-0-0		5-1-0			
5-7-0		0-0-0		0-0-0		AWAY		2-4-0		0-0-0		3-3-0			
0-1-0		0-0-0		0-1-0		NEUTRAL		0-0-0		0-0-0		0-0-0			
RPI	S	Opponent	Score	RPI	S	Opponent	Score	RPI	S	Opponent	Score				
				34	N	Southeastern La.	4 5	64	A	Coastal Caro.	4 5	107	A	Jacksonville St.	10 5
				40	A	Auburn	5 2	64	A	Coastal Caro.	4 0	107	H	Jacksonville St.	3 4
				44	N	South Ala.	4 6	64	A	Coastal Caro.	8 11	108	H	Xavier	2 6
				49	H	Louisiana	2 7	70	H	Ga. Southern	3 5	108	H	Xavier	2 1
				49	H	Louisiana	7 5	70	H	Ga. Southern	4 0	108	H	Xavier	2 8
				49	H	Louisiana	5 6	70	H	Ga. Southern	3 6	108	H	Xavier	5 2
								79	A	UT Arlington	6 9	114	A	Samford	3 4
								79	A	UT Arlington	2 5	114	H	Samford	9 2
								79	A	UT Arlington	13 5	131	A	New Orleans	2 3
								86	N	Seton Hall	6 3	131	A	New Orleans	4 3
												131	A	New Orleans	12 9
												170	H	Alabama	12 11
												171	H	Appalachian St.	2 12
												171	H	Appalachian St.	11 3
												171	H	Appalachian St.	9 1
												175	A	UAB	4 2
												175	H	UAB	1 6
												187	H	Texas St.	4 3
												187	H	Texas St.	6 3
												187	H	Texas St.	4 0
												196	A	Alabama St.	6 4
												196	H	Alabama St.	4 3
												200	A	Georgia St.	5 3
												200	A	Georgia St.	2 3
												200	A	Georgia St.	3 9
												213	A	Little Rock	6 3
												213	A	Little Rock	7 6
<hr/>															
LAST 10 GAMES															
				196	H	Alabama St.	4 3	64	A	Coastal Caro.	8 11	200	A	Georgia St.	5 3
				171	H	Appalachian St.	11 3	64	A	Coastal Caro.	4 5	200	A	Georgia St.	2 3
				171	H	Appalachian St.	2 12	64	A	Coastal Caro.	4 0	200	A	Georgia St.	3 9
				171	H	Appalachian St.	9 1	40	A	Auburn	5 2	213	A	Little Rock	6 3
				107	H	Jacksonville St.	3 4	187	H	Texas St.	6 3	213	A	Little Rock	7 6

Non-Div. I Games:

Troy

RPI	S	Opponent	Score	
213	A	Little Rock	3	10
272	H	Hofstra	16	7
272	H	Hofstra	7	1
272	H	Hofstra	5	9
272	H	Hofstra	4	0

Troy

T
r
o
y

T
r
o
y

Average RPI Win: 165		WON-LOST	WINNING	LAST 10	STRENGTH OF		OPP. STRENGTH	TEAM	ADJ	CONF.	ADJ CONF.
Average RPI Loss: 96		RECORD	PCT. RANK	GAMES	SCHEDULE		OF SCHEDULE	RPI	RPI	RPI	RPI
DIV. I ONLY		25-23-0	.52083	137	6-4-0		97	120	105	.5204	105
DIV. I NON-CONF.		13-11-0	.54167	121	2-0-0		149	222	131	.50992	131
TOTALS		RPI 1-25	RPI 26-50		W-L RECORDS		RPI 51-100		RPI 101-150		RPI 150+
25-23-0		1-4-0	1-3-0		OVERALL		2-5-0		8-6-0		13-5-0
15-8-0		0-1-0	0-0-0		HOME		1-2-0		5-3-0		9-2-0
10-14-0		1-3-0	1-3-0		AWAY		1-3-0		3-3-0		4-2-0
0-1-0		0-0-0	0-0-0		NEUTRAL		0-0-0		0-0-0		0-1-0
13-11-0		0-2-0	0-1-0		NON-CONFERENCE		0-1-0		5-3-0		8-4-0
8-3-0		0-1-0	0-0-0		HOME		0-0-0		2-0-0		6-2-0
5-7-0		0-1-0	0-0-		AWAY		0-1-0		3-3-0		2-1-0
0-1-0		0-0-0	0-0-0		NEUTRAL		0-0-0		0-0-0		0-1-0
12-12-0		1-2-0	1-2-0		CONFERENCE		2-4-0		3-3-0		5-1-0
7-5-0		0-0-0	0-0-0		HOME		1-2-0		3-3-0		3-0-0
5-7-0		1-2-0	1-2-0		AWAY		1-2-0		0-0-0		2-1-0
0-0-0		0-0-0	0-0-0		NEUTRAL		0-0-0		0-0-0		0-0-0
RPI S	Opponent	Score	RPI S	Opponent	Score	RPI S	Opponent	Score	RPI S	Opponent	Score
17 A	Southern Miss.	3 5	37 A	Tennessee	1 7	54 A	Georgia Tech	3 11	103 H	UTSA	2 4
17 A	Southern Miss.	8 7	42 A	Old Dominion	1 16	55 A	Fla. Atlantic	6 12	103 H	UTSA	12 11
17 A	Southern Miss.	3 13	42 A	Old Dominion	2 1	55 A	Fla. Atlantic	3 7	103 H	UTSA	3 2
20 A	West Virginia	7 14	42 A	Old Dominion	5 14	55 A	Fla. Atlantic	7 0	109 H	Middle Tenn.	8 6
20 H	West Virginia	4 8				77 H	FIU	22 6	109 H	Middle Tenn.	4 6
						77 H	FIU	5 11	109 H	Middle Tenn.	6 8
						77 H	FIU	3 4	111 A	Western Caro.	10 6
									111 A	Western Caro.	0 8
									111 A	Western Caro.	15 20
									117 A	Virginia Tech	0 7
									117 H	Virginia Tech	3 1
									123 A	Morehead St.	13 11
									123 H	Morehead St.	4 3
									140 A	Kennesaw St.	7 4
									175 A	UAB	3 4
									175 A	UAB	2 1
									175 A	UAB	5 2
									186 A	ETSU	9 3
									189 H	Niagara	9 6
									189 H	Niagara	5 4
									189 H	Niagara	3 9
									200 A	Georgia St.	3 8
									230 H	Eastern Ky.	3 6
									239 A	Ohio	5 2
									239 H	Ohio	12 9
									239 N	Ohio	10 11
									251 H	Western Ky.	3 2
			LAST 10 GAMES								
			239 A	Ohio	5 2	42 A	Old Dominion	1 16	230 H	Eastern Ky.	3 6
			251 H	Western Ky.	8 0	42 A	Old Dominion	5 14	239 A	Ohio	5 2
			251 H	Western Ky.	10 9	123 A	Morehead St.	13 11	239 H	Ohio	12 9
			251 H	Western Ky.	3 2	77 H	FIU	3 4	239 N	Ohio	10 11
			42 A	Old Dominion	2 1	77 H	FIU	5 11	251 H	Western Ky.	3 2

Non-Div. I Games:

Marshall

RPI	S	Opponent	Score	
251	H	Western Ky.	10	9
251	H	Western Ky.	8	0
283	H	Lehigh	3	0
283	H	Lehigh	6	4
283	H	Lehigh	10	6

Marshall

M
a
r
s
h
a
l
l

M
a
r
s
h
a
l
l

RPI	S	Opponent	Score	
249	A	Norfolk St.	8	3
249	H	Norfolk St.	5	2
255	H	Longwood	5	4
263	A	Dayton	9	1
263	A	Dayton	2	4
263	A	Dayton	6	7
267	A	Massachusetts	8	0
267	A	Massachusetts	2	0
267	A	Massachusetts	11	1
277	H	La Salle	8	1
277	H	La Salle	3	0
277	H	La Salle	7	0

VCU

V
C
U

V
C
U

Average RPI Win:	160	WON-LOST	WINNING	LAST 10	STRENGTH OF	OPP. STRENGTH	TEAM	ADJ	CONF.	ADJ CONF.	
Average RPI Loss:	149	RECORD	PCT. RANK	GAMES	SCHEDULE	OF SCHEDULE	RPI	RPI	RPI	RPI	
DIV. I ONLY	25-22-0	.53191	128	6-4-0	146	151	107	.51842	107	19	19
DIV. I NON-CONF.	13-10-0	.56522	105	2-2-0	173	80	78	.5349	78	20	20
<hr/>											
TOTALS	RPI 1-25	RPI 26-50		W-L RECORDS		RPI 51-100		RPI 101-150		RPI 150+	
25-22-0	0-0-0	0-1-0		OVERALL		5-4-0		5-4-0		15-13-0	
10-7-0	0-0-0	0-0-0		HOME		2-1-0		3-2-0		5-4-0	
15-15-0	0-0-0	0-1-0		AWAY		3-3-0		2-2-0		10-9-0	
0-0-0	0-0-0	0-0-0		NEUTRAL		0-0-0		0-0-0		0-0-0	
13-10-0	0-0-0	0-1-0		NON-CONFERENCE		3-3-0		2-1-0		8-5-0	
3-2-0	0-0-0	0-0-0		HOME		0-0-0		1-1-0		2-1-0	
10-8-0	0-0-0	0-0-		AWAY		3-3-0		1-0-0		6-4-0	
0-0-0	0-0-0	0-0-0		NEUTRAL		0-0-0		0-0-0		0-0-0	
12-12-0	0-0-0	0-0-0		CONFERENCE		2-1-0		3-3-0		7-8-0	
7-5-0	0-0-0	0-0-0		HOME		2-1-0		2-1-0		3-3-0	
5-7-0	0-0-0	0-0-0		AWAY		0-0-0		1-2-0		4-5-0	
0-0-0	0-0-0	0-0-0		NEUTRAL		0-0-0		0-0-0		0-0-0	
RPI	S	Opponent	Score	RPI	S	Opponent	Score	RPI	S	Opponent	Score
40	A	Auburn	1 10	52	A	DBU	6 10	104	A	Troy	4 3
				52	A	DBU	11 14	104	H	Troy	5 10
				52	A	DBU	7 3	114	H	Samford	9 5
				77	A	FIU	12 6	123	H	Morehead St.	10 3
				77	A	FIU	6 5	123	H	Morehead St.	8 1
				77	A	FIU	0 5	123	H	Morehead St.	8 11
				95	H	Tennessee Tech	7 2	132	A	Southeast Mo. St.	0 1
				95	H	Tennessee Tech	8 3	132	A	Southeast Mo. St.	17 7
				95	H	Tennessee Tech	6 22	132	A	Southeast Mo. St.	6 7
								158	H	Belmont	2 3
								158	H	Belmont	9 4
								158	H	Belmont	5 10
								170	A	Alabama	2 1
								170	A	Alabama	11 8
								174	A	Austin Peay	0 4
								174	A	Austin Peay	4 8
								174	A	Austin Peay	5 6
								175	H	UAB	12 6
								180	A	Murray St.	4 3
								180	A	Murray St.	4 6
								180	A	Murray St.	7 5
								182	A	Southern Ill.	7 0
								182	A	Southern Ill.	8 6
								182	A	Southern Ill.	4 5
								193	H	Eastern Ill.	5 7
								193	H	Eastern Ill.	6 3
								193	H	Eastern Ill.	7 6
LAST 10 GAMES											
196	A	Alabama St.	4 9	196	A	Alabama St.	3 4	182	A	Southern Ill.	8 6
123	H	Morehead St.	8 1	230	A	Eastern Ky.	7 10	182	A	Southern Ill.	4 5
123	H	Morehead St.	8 11	230	A	Eastern Ky.	5 4	193	H	Eastern Ill.	5 7
123	H	Morehead St.	10 3	230	A	Eastern Ky.	3 1	193	H	Eastern Ill.	6 3
104	A	Troy	4 3	170	A	Alabama	11 8	193	H	Eastern Ill.	7 6

Non-Div. I Games:

Jacksonville St.

RPI	S	Opponent	Score	
196	A	Alabama St.	4	9
196	A	Alabama St.	3	4
196	H	Alabama St.	5	6
230	A	Eastern Ky.	5	4
230	A	Eastern Ky.	7	10
230	A	Eastern Ky.	3	1
251	A	Western Ky.	9	5
251	A	Western Ky.	3	2
251	A	Western Ky.	4	14
271	H	Bowling Green	5	0

Jacksonville St.

J
a
c
k
s
o
n
v
i
l
l
e
s
t
.

J
a
c
k
s
o
n
v
i
l
l
e
s
t
.

RPI	S	Opponent	Score	
289	H	Fairleigh Dickinson	22	9
289	H	Fairleigh Dickinson	8	5

X
a
v
i
e
r

X
a
v
i
e
r

Xavier

Average RPI Win: 133		WON-LOST	WINNING	LAST 10	STRENGTH OF		OPP. STRENGTH	TEAM	ADJ	CONF.	ADJ CONF.
Average RPI Loss: 88		RECORD	PCT. RANK	GAMES	SCHEDULE		OF SCHEDULE	RPI	RPI	RPI	RPI
DIV. I ONLY		21-27-0	.4375	201	2-8-0		52	74	109	.5166	109
DIV. I NON-CONF.		14-10-0	.58333	95	2-0-0		45	49	43	.55697	43
TOTALS		RPI 1-25	RPI 26-50		W-L RECORDS		RPI 51-100		RPI 101-150		RPI 150+
21-27-0		1-6-0	2-3-0		OVERALL		5-8-0		4-5-0		9-5-0
12-11-0		0-4-0	1-3-0		HOME		1-0-0		2-1-0		8-3-0
9-16-0		1-2-0	1-0-0		AWAY		4-8-0		2-4-0		1-2-0
0-0-0		0-0-0	0-0-0		NEUTRAL		0-0-0		0-0-0		0-0-0
14-10-0		1-3-0	1-1-0		NON-CONFERENCE		5-2-0		2-1-0		5-3-0
7-4-0		0-1-0	0-1-0		HOME		1-0-0		2-1-0		4-1-0
7-6-0		1-2-0	1-0-		AWAY		4-2-0		0-0-0		1-2-0
0-0-0		0-0-0	0-0-0		NEUTRAL		0-0-0		0-0-0		0-0-0
7-17-0		0-3-0	1-2-0		CONFERENCE		0-6-0		2-4-0		4-2-0
5-7-0		0-3-0	1-2-0		HOME		0-0-0		0-0-0		4-2-0
2-10-0		0-0-0	0-0-0		AWAY		0-6-0		2-4-0		0-0-0
0-0-0		0-0-0	0-0-0		NEUTRAL		0-0-0		0-0-0		0-0-0
RPI S	Opponent	Score	RPI S	Opponent	Score	RPI S	Opponent	Score	RPI S	Opponent	Score
13 H	Missouri St.	0 5	26 H	Vanderbilt	2 21	55 A	Fla. Atlantic	1 10	103 A	UTSA	2 3
17 H	Southern Miss.	3 4	37 A	Tennessee	7 4	55 A	Fla. Atlantic	6 7	103 A	UTSA	9 10
17 H	Southern Miss.	7 14	42 H	Old Dominion	17 6	55 A	Fla. Atlantic	6 7	103 A	UTSA	7 14
17 H	Southern Miss.	9 13	42 H	Old Dominion	8 9	70 A	Ga. Southern	6 7	105 A	Marshall	8 6
23 A	Indiana	1 12	42 H	Old Dominion	3 5	70 A	Ga. Southern	6 5	105 A	Marshall	6 8
23 A	Indiana	5 3				70 A	Ga. Southern	5 8	105 A	Marshall	6 4
23 A	Indiana	0 6				76 A	Charlotte	5 12	140 H	Kennesaw St.	9 7
						76 A	Charlotte	2 10	140 H	Kennesaw St.	5 19
						76 A	Charlotte	4 7	140 H	Kennesaw St.	3 0
						92 A	Memphis	6 5	158 A	Belmont	6 4
						92 A	Memphis	11 7	158 H	Belmont	10 4
						95 A	Tennessee Tech	18 7	174 A	Austin Peay	8 21
						95 H	Tennessee Tech	11 9	174 H	Austin Peay	3 2
									175 H	UAB	13 3
									175 H	UAB	11 10
									175 H	UAB	18 3
									202 A	Lipscomb	2 3
									202 H	Lipscomb	2 16
									226 H	Northwestern	11 4
									251 H	Western Ky.	2 4
									251 H	Western Ky.	3 10
									251 H	Western Ky.	10 9
									271 H	Bowling Green	20 8
LAST 10 GAMES											
95 H	Tennessee Tech	11 9	17 H	Southern Miss.	3 4	17 H	Southern Miss.	7 14	95 A	Tennessee Tech	18 7
103 A	UTSA	9 10	17 H	Southern Miss.	7 14	95 A	Tennessee Tech	18 7	76 A	Charlotte	5 12
103 A	UTSA	7 14	17 H	Southern Miss.	7 14	95 A	Tennessee Tech	18 7	76 A	Charlotte	4 7
103 A	UTSA	2 3	17 H	Southern Miss.	7 14	95 A	Tennessee Tech	18 7	76 A	Charlotte	4 7
17 H	Southern Miss.	9 13	17 H	Southern Miss.	7 14	95 A	Tennessee Tech	18 7	76 A	Charlotte	4 7

Non-Div. I Games:

Middle Tenn.

Average RPI Win: 206		WON-LOST	WINNING	LAST 10	STRENGTH OF		OPP. STRENGTH	TEAM	ADJ	CONF.	ADJ CONF.
Average RPI Loss: 83		RECORD	PCT. RANK	GAMES	SCHEDULE		OF SCHEDULE	RPI	RPI	RPI	RPI
DIV. I ONLY		27-19-0	.58696	84	5-4-0		159	171	110	.51651	110
DIV. I NON-CONF.		13-15-0	.46429	176	1-1-0		97	53	138	.50556	138
TOTALS		RPI 1-25	RPI 26-50		W-L RECORDS		RPI 51-100		RPI 101-150		RPI 150+
27-19-0		0-5-0	1-2-0		OVERALL		5-4-0		3-7-0		18-1-0
15-8-0		0-1-0	0-1-0		HOME		3-1-0		2-5-0		10-0-0
12-9-0		0-3-0	1-0-0		AWAY		2-3-0		1-2-0		8-1-0
0-2-0		0-1-0	0-1-0		NEUTRAL		0-0-0		0-0-0		0-0-0
13-15-0		0-5-0	1-2-0		NON-CONFERENCE		5-4-0		3-4-0		4-0-0
9-5-0		0-1-0	0-1-0		HOME		3-1-0		2-2-0		4-0-0
4-8-0		0-3-0	1-0-		AWAY		2-3-0		1-2-0		0-0-0
0-2-0		0-1-0	0-1-0		NEUTRAL		0-0-0		0-0-0		0-0-0
14-4-0		0-0-0	0-0-0		CONFERENCE		0-0-0		0-3-0		14-1-0
6-3-0		0-0-0	0-0-0		HOME		0-0-0		0-3-0		6-0-0
8-1-0		0-0-0	0-0-0		AWAY		0-0-0		0-0-0		8-1-0
0-0-0		0-0-0	0-0-0		NEUTRAL		0-0-0		0-0-0		0-0-0
RPI S	Opponent	Score	RPI S	Opponent	Score	RPI S	Opponent	Score	RPI S	Opponent	Score
3 A	Texas Tech	1 16	38 A	New Mexico	12 5	58 A	Utah	1 5	136 H	Grand Canyon	9 11
3 H	Texas Tech	4 15	38 H	New Mexico	3 5	58 A	Utah	1 5	136 H	Grand Canyon	2 7
3 N	Texas Tech	4 6	38 N	New Mexico	2 8	58 A	Utah	3 0	136 H	Grand Canyon	0 9
15 A	Arizona	2 11				65 H	Yale	16 5	137 A	UC Santa Barbara	2 7
15 A	Arizona	3 6				65 H	Yale	7 3	137 A	UC Santa Barbara	7 3
						65 H	Yale	1 3	137 A	UC Santa Barbara	0 8
						65 H	Yale	18 5	146 H	Bryant	4 3
						66 A	BYU	8 6	146 H	Bryant	7 13
						85 A	Arizona St.	5 12	146 H	Bryant	20 7
									146 H	Bryant	3 6
									231 A	Sacramento St.	8 4
									231 A	Sacramento St.	1 2
									231 A	Sacramento St.	5 2
									238 H	UTRGV	10 2
									238 H	UTRGV	15 5
									238 H	UTRGV	7 4
									264 A	Utah Valley	16 6
									264 A	Utah Valley	6 0
									264 A	Utah Valley	24 1
									268 H	Northern Colo.	6 2
									268 H	Northern Colo.	7 4
									268 H	Northern Colo.	10 3
									274 A	Seattle U	6 4
									274 A	Seattle U	8 5
									274 A	Seattle U	6 2
									297 H	Mt. St. Mary's	6 3
									297 H	Mt. St. Mary's	25 4
LAST 10 GAMES			LAST 10 GAMES			LAST 10 GAMES			LAST 10 GAMES		
			264 A	Utah Valley	6 0				136 H	Grand Canyon	2 7
			264 A	Utah Valley	16 6				136 H	Grand Canyon	9 11
			264 A	Utah Valley	24 1				15 A	Arizona	2 11
			38 A	New Mexico	12 5				268 H	Northern Colo.	6 2
			136 H	Grand Canyon	0 9				268 H	Northern Colo.	7 4

Non-Div. I Games:

Benedictine Mesa

8 6

Sul Ross St.

19 9

Benedictine Mesa

10 7

New Mexico St.

RPI	S	Opponent	Score	
297	H	Mt. St. Mary's	13	2
297	H	Mt. St. Mary's	29	1

New Mexico St.

N
e
w
M
e
x
i
c
o
S
t
.

N
e
w
M
e
x
i
c
o
S
t
.

W
e
s
t
e
r
n
C
a
r
o
.

Western Caro.

RPI	S	Opponent	Score	
201	H	VMI	19	3
201	H	VMI	9	1
236	H	The Citadel	4	3
236	H	The Citadel	6	0
236	H	The Citadel	14	1
288	H	Savannah St.	21	1
288	H	Savannah St.	9	2

W
e
s
t
e
r
n
C
a
r
o
.

W
e
s
t
e
r
n
C
a
r
o
.

Western Caro.

[illegible]

Non-Div. I Games:

Pittsburgh

Average RPI Win:	143	WON-LOST RECORD	WINNING PCT. RANK	LAST 10 GAMES	STRENGTH OF SCHEDULE	OPP. STRENGTH OF SCHEDULE	TEAM RPI	ADJ RPI	CONF. RPI	ADJ CONF. RPI									
DIV. I ONLY		22-22-0	.5	144	6-4-0	104	73	113	.51511	113	4	4							
DIV. I NON-CONF.		14-9-0	.6087	80	0-1-0	103	248	79	.53396	79	3	3							
<hr/>																			
TOTALS	RPI 1-25	RPI 26-50		W-L RECORDS		RPI 51-100		RPI 101-150		RPI 150+									
22-22-0	1-2-0	0-1-0		OVERALL		9-15-0		3-0-0		9-4-0									
16-6-0	1-2-0	0-0-0		HOME		4-3-0		3-0-0		8-1-0									
6-16-0	0-0-0	0-1-0		AWAY		5-12-0		0-0-0		1-3-0									
0-0-0	0-0-0	0-0-0		NEUTRAL		0-0-0		0-0-0		0-0-0									
<hr/>																			
14-9-0	0-0-0	0-1-0		NON-CONFERENCE		2-4-0		3-0-0		9-4-0									
11-2-0	0-0-0	0-0-0		HOME		0-1-0		3-0-0		8-1-0									
3-7-0	0-0-0	0-0-		AWAY		2-3-0		0-0-0		1-3-0									
0-0-0	0-0-0	0-0-0		NEUTRAL		0-0-0		0-0-0		0-0-0									
<hr/>																			
8-13-0	1-2-0	0-0-0		CONFERENCE		7-11-0		0-0-0		0-0-0									
5-4-0	1-2-0	0-0-0		HOME		4-2-0		0-0-0		0-0-0									
3-9-0	0-0-0	0-0-0		AWAY		3-9-0		0-0-0		0-0-0									
0-0-0	0-0-0	0-0-0		NEUTRAL		0-0-0		0-0-0		0-0-0									
<hr/>																			
RPI	S	Opponent	Score		RPI	S	Opponent	Score		RPI	S	Opponent	Score						
15	H	Arizona	5	19	28	A	Long Beach St.	7	8	58	A	Utah	1	2	145	H	SFA	10	5
15	H	Arizona	5	6						58	A	Utah	10	1	145	H	SFA	7	3
15	H	Arizona	9	3						58	A	Utah	5	4	145	H	SFA	4	2
										62	A	Loyola Marymount	5	18	167	H	CSUN	1	3
										62	A	Loyola Marymount	7	4	167	H	CSUN	11	7
										62	A	Loyola Marymount	6	3	167	H	CSUN	3	0
										62	A	Loyola Marymount	3	7	167	H	CSUN	6	4
										68	H	Washington	6	3	231	A	Sacramento St.	4	3
										68	H	Washington	5	4	231	A	Sacramento St.	4	6
										68	H	Washington	1	7	231	A	Sacramento St.	2	10
										72	A	California	5	9	243	A	Pacific	8	14
										72	A	California	2	7	264	H	Utah Valley	10	0
										72	A	California	2	12	264	H	Utah Valley	9	2
										75	H	Oregon	2	1	264	H	Utah Valley	8	4
										75	H	Oregon	6	5	264	H	Utah Valley	9	3
										75	H	Oregon	2	8	274	H	Seattle U	9	4
										78	A	Gonzaga	4	9					
										78	H	Gonzaga	3	7					
										85	A	Arizona St.	5	6					
										85	A	Arizona St.	7	10					
					LAST 10 GAMES														
					75 H Oregon					6 5									
					75 H Oregon					2 1									
					75 H Oregon					2 8									
					58 A Utah					5 4									
					58 A Utah					10 1									

Non-Div. I Games:

Washington St.

RPI	S	Opponent	Score
85	A	Arizona St.	4 5
100	A	Southern California	4 1
100	A	Southern California	2 4
100	A	Southern California	3 12
58	A	Utah	1 2
78	H	Gonzaga	3 7
68	H	Washington	1 7
68	H	Washington	6 3
68	H	Washington	5 4

W
a
s
h
i
n
g
t
o
n
s
t
.

W
a
s
h
i
n
g
t
o
n
s
t
.

S
a
m
f
o
r
d

Samford

RPI	S	Opponent	Score	
204	H	Eastern Mich.	4	3
204	H	Eastern Mich.	3	8
236	H	The Citadel	7	4
236	H	The Citadel	1	0
236	H	The Citadel	6	8
295	A	Alabama A&M	31	1
295	H	Alabama A&M	11	3

S
a
m
f
o
r
d

S
a
m
f
o
r
d

Samford

Average RPI Win:	165	WON-LOST RECORD	WINNING PCT. RANK	LAST 10 GAMES	STRENGTH OF SCHEDULE	OPP. STRENGTH OF SCHEDULE	TEAM RPI	ADJ RPI	CONF. RPI	ADJ CONF. RPI		
DIV. I ONLY		21-17-0	.55263	107	5-5-0	178	216	115	.51418	115	14	14
DIV. I NON-CONF.		12-6-0	.66667	49	1-0-0	94	279	29	.57364	29	9	9
<hr/>												
TOTALS	RPI 1-25	RPI 26-50		W-L RECORDS		RPI 51-100		RPI 101-150		RPI 150+		
21-17-0	0-0-0	2-0-0		OVERALL		2-1-0		4-2-0		13-14-0		
5-6-0	0-0-0	1-0-0		HOME		1-1-0		0-0-0		3-5-0		
14-11-0	0-0-0	1-0-0		AWAY		0-0-0		4-2-0		9-9-0		
2-0-0	0-0-0	0-0-0		NEUTRAL		1-0-0		0-0-0		1-0-0		
<hr/>												
12-6-0	0-0-0	2-0-0		NON-CONFERENCE		1-0-0		0-0-0		9-6-0		
1-0-0	0-0-0	1-0-0		HOME		0-0-0		0-0-0		0-0-0		
9-6-0	0-0-0	1-0-		AWAY		0-0-0		0-0-0		8-6-0		
2-0-0	0-0-0	0-0-0		NEUTRAL		1-0-0		0-0-0		1-0-0		
<hr/>												
9-11-0	0-0-0	0-0-0		CONFERENCE		1-1-0		4-2-0		4-8-0		
4-6-0	0-0-0	0-0-0		HOME		1-1-0		0-0-0		3-5-0		
5-5-0	0-0-0	0-0-0		AWAY		0-0-0		4-2-0		1-3-0		
0-0-0	0-0-0	0-0-0		NEUTRAL		0-0-0		0-0-0		0-0-0		
<hr/>												
RPI	S	Opponent	Score	RPI	S	Opponent	Score	RPI	S	Opponent	Score	
				43	A	Binghamton	10 2					
				43	H	Binghamton	6 4					
								65	H	Yale	6 4	
								65	H	Yale	2 7	
								90	N	Michigan St.	2 1	
										119	A Dartmouth	2 0
										119	A Dartmouth	0 5
										128	A Columbia	9 5
										128	A Columbia	12 6
										128	A Columbia	8 7
										128	A Columbia	7 8
										178	A Princeton	7 9
										178	A Princeton	5 9
										178	H Princeton	5 1
										178	H Princeton	13 1
										183	A Harvard	5 7
										183	A Harvard	9 5
										185	A Navy	8 5
										185	A Navy	7 8
										185	A Navy	5 2
										190	H Penn	0 4
										190	H Penn	2 0
										190	H Penn	0 5
										190	H Penn	2 3
										194	A Georgetown	1 3
										211	A George Mason	4 11
										211	A George Mason	7 3
										211	A George Mason	9 3
										212	H Brown	1 8
										212	H Brown	4 7
										221	A Penn St.	2 8
										222	N Campbell	3 2
<hr/>												
LAST 10 GAMES				LAST 10 GAMES				LAST 10 GAMES				

Non-Div. I Games:

Cornell

RPI	S	Opponent	Score	
240	A	Towson	27	14
246	A	Bucknell	11	4
246	A	Bucknell	5	2
246	A	Bucknell	0	1
246	A	Bucknell	7	3
254	A	Richmond	7	8

Cornell

Average RPI Win: 160		WON-LOST RECORD	WINNING PCT. RANK	LAST 10 GAMES	STRENGTH OF SCHEDULE	OPP. STRENGTH OF SCHEDULE	TEAM RPI	ADJ RPI	CONF. RPI	ADJ CONF. RPI							
Average RPI Loss: 148																	
DIV. I ONLY		26-21-0	.55319 104	7-3-0	196	122	116	.51337 116	7	7							
DIV. I NON-CONF.		16-13-0	.55172 114	3-1-0	201	233	122	.51248 122	7	7							
<hr/>																	
TOTALS		RPI 1-25		RPI 26-50		W-L RECORDS		RPI 51-100		RPI 101-150		RPI 150+					
26-21-0		2-2-0		0-0-0		OVERALL		3-4-0		8-2-0		13-13-0					
10-7-0		2-1-0		0-0-0		HOME		1-0-0		5-1-0		2-5-0					
16-14-0		0-1-0		0-0-0		AWAY		2-4-0		3-1-0		11-8-0					
0-0-0		0-0-0		0-0-0		NEUTRAL		0-0-0		0-0-0		0-0-0					
16-13-0		0-1-0		0-0-0		NON-CONFERENCE		1-0-0		5-2-0		10-10-0					
4-4-0		0-0-0		0-0-0		HOME		1-0-0		2-1-0		1-3-0					
12-9-0		0-1-0		0-0-		AWAY		0-0-0		3-1-0		9-7-0					
0-0-0		0-0-0		0-0-0		NEUTRAL		0-0-0		0-0-0		0-0-0					
10-8-0		2-1-0		0-0-0		CONFERENCE		2-4-0		3-0-0		3-3-0					
6-3-0		2-1-0		0-0-0		HOME		0-0-0		3-0-0		1-2-0					
4-5-0		0-0-0		0-0-0		AWAY		2-4-0		0-0-0		2-1-0					
0-0-0		0-0-0		0-0-0		NEUTRAL		0-0-0		0-0-0		0-0-0					
RPI	S	Opponent		Score		RPI	S	Opponent		Score		RPI	S	Opponent		Score	
5	A	Louisville		2	13							60	H	Kent St.		3	2
23	H	Indiana		9	14							88	A	Iowa		1	5
23	H	Indiana		6	5							88	A	Iowa		2	7
23	H	Indiana		7	3							88	A	Iowa		2	0
												96	A	Rutgers		2	8
												96	A	Rutgers		7	6
												96	A	Rutgers		6	7
												120	H	Illinois			
												120	H	Illinois			
												120	H	Illinois			
												132	A	Southeast Mo. St.		13	5
												132	A	Southeast Mo. St.		7	17
												132	A	Southeast Mo. St.		4	0
												139	A	Ball St.		16	4
												139	H	Ball St.		3	5
												144	H	Saint Louis		5	2
												144	H	Saint Louis		4	3
												154	H	Butler		2	4
												156	A	Ohio St.		2	1
												156	A	Ohio St.		2	13
												156	A	Ohio St.		6	1
												167	A	CSUN		4	5
												167	A	CSUN		1	4
												167	A	CSUN		8	16
												167	A	CSUN		9	3
												168	A	Indiana St.		10	7
												168	H	Indiana St.		2	5
												187	A	Texas St.		12	8
												187	A	Texas St.		9	3
												187	A	Texas St.		11	13
												187	A	Texas St.		5	14
												213	A	Little Rock		0	13
												213	A	Little Rock		0	2
												213	A	Little Rock		6	4
<hr/>																	
LAST 10 GAMES																	
154	H	Butler		2	4	144	H	Saint Louis		5	2	187	A	Texas St.		11	13
226	H	Northwestern		7	8	296	H	Fort Wayne		18	0	187	A	Texas St.		5	14
226	H	Northwestern		2	1	120	H	Illinois		2	1	213	A	Little Rock		0	13
226	H	Northwestern		2	7	120	H	Illinois		4	1	213	A	Little Rock		0	2
144	H	Saint Louis		4	3	120	H	Illinois		4	2	213	A	Little Rock		6	4

Non-Div. I Games:

Purdue

RPI	S	Opponent	Score	
220	H	Valparaiso	1	5
226	H	Northwestern	7	8
226	H	Northwestern	2	1
226	H	Northwestern	2	7
265	A	Santa Clara	3	0
265	A	Santa Clara	12	4
265	A	Santa Clara	10	5
265	A	Santa Clara	8	7
296	H	Fort Wayne	18	0

P
u
r
d
u
e

P
u
r
d
u
e

Purdue

Average RPI Win: 140		WON-LOST	WINNING	LAST 10	STRENGTH OF		OPP. STRENGTH	TEAM	ADJ	CONF.	ADJ CONF.
Average RPI Loss: 79		RECORD	PCT. RANK	GAMES	SCHEDULE		OF SCHEDULE	RPI	RPI	RPI	RPI
DIV. I ONLY		21-27-0	.4375	201	2-8-0		61	49	117	.51326	117
DIV. I NON-CONF.		13-11-0	.54167	121	1-3-0		123	180	118	.51602	117
TOTALS		RPI 1-25	RPI 26-50		W-L RECORDS		RPI 51-100		RPI 101-150		RPI 150+
21-27-0		1-6-0	2-8-0		OVERALL		5-3-0		3-6-0		10-4-0
13-11-0		1-3-0	2-5-0		HOME		5-2-0		2-0-0		3-1-0
8-16-0		0-3-0	0-3-0		AWAY		0-1-0		1-6-0		7-3-0
0-0-0		0-0-0	0-0-0		NEUTRAL		0-0-0		0-0-0		0-0-0
13-11-0		0-1-0	0-4-0		NON-CONFERENCE		1-1-0		2-1-0		10-4-0
6-6-0		0-1-0	0-4-0		HOME		1-0-0		2-0-0		3-1-0
7-5-0		0-0-0	0-0-0		AWAY		0-1-0		0-1-0		7-3-0
0-0-0		0-0-0	0-0-0		NEUTRAL		0-0-0		0-0-0		0-0-0
8-16-0		1-5-0	2-4-0		CONFERENCE		4-2-0		1-5-0		0-0-0
7-5-0		1-2-0	2-1-0		HOME		4-2-0		0-0-0		0-0-0
1-11-0		0-3-0	0-3-0		AWAY		0-0-0		1-5-0		0-0-0
0-0-0		0-0-0	0-0-0		NEUTRAL		0-0-0		0-0-0		0-0-0
RPI S	Opponent	Score	RPI S	Opponent	Score	RPI S	Opponent	Score	RPI S	Opponent	Score
7 A	Clemson	1 12	27 H	Florida St.	2 9	54 H	Georgia Tech	8 4	105 A	Marshall	1 3
7 A	Clemson	3 6	27 H	Florida St.	17 0	54 H	Georgia Tech	4 6	105 H	Marshall	7 0
7 A	Clemson	3 8	27 H	Florida St.	13 12	54 H	Georgia Tech	3 13	112 A	Pittsburgh	2 8
9 H	Virginia	9 10	43 H	Binghamton	1 2	87 H	Boston College	4 3	112 A	Pittsburgh	2 3
9 H	Virginia	2 3	43 H	Binghamton	5 6	87 H	Boston College	16 4	112 A	Pittsburgh	5 9
9 H	Virginia	7 5	43 H	Binghamton	8 9	87 H	Boston College	10 6	121 A	Duke	5 6
20 H	West Virginia	6 8	43 H	Binghamton	5 12	97 A	William & Mary	10 19	121 A	Duke	7 5
			48 A	North Carolina St.	2 14	97 H	William & Mary	3 2	121 A	Duke	1 10
			48 A	North Carolina St.	2 5				143 H	Canisius	11 0
			48 A	North Carolina St.	6 8				179 A	Radford	17 6
									179 H	Radford	9 7
									186 A	ETSU	4 7
									189 H	Niagara	8 3
									195 H	Northeastern	17 5
									203 A	Nevada	24 10
									203 A	Nevada	8 5
									203 A	Nevada	4 7
									203 A	Nevada	8 7
									222 A	Campbell	2 7
									222 H	Campbell	8 15
									245 A	USC Upstate	8 2
									245 A	USC Upstate	9 8
									245 A	USC Upstate	11 3
LAST 10 GAMES											
			195 H	Northeastern	17 5	20 H	West Virginia	6 8			
			222 A	Campbell	2 7	54 H	Georgia Tech	4 6			
			48 A	North Carolina St.	2 14	54 H	Georgia Tech	3 13			
			48 A	North Carolina St.	6 8	54 H	Georgia Tech	8 4			
			48 A	North Carolina St.	2 5	186 A	ETSU	4 7			

Non-Div. I Games:

Virginia Tech

[illegible]

Non-Div. I Games:

Lamar University

RPI	S	Opponent	Score	
262	A	Abilene Christian	17	11
270	H	Incarnate Word	9	6
270	H	Incarnate Word	5	2
270	H	Incarnate Word	3	1
273	H	Texas Southern	5	2
273	H	Texas Southern	3	2
280	H	Grambling	11	2
285	H	Prairie View	15	7
293	A	Southern U.	10	1

Lamar University

L
a
m
a
r
U
n
i
v
e
r
s
i
t
y

L
a
m
a
r
U
n
i
v
e
r
s
i
t
y

Average RPI Win:	145	WON-LOST	WINNING	LAST 10	STRENGTH OF	OPP. STRENGTH	TEAM	ADJ	CONF.	ADJ CONF.	
Average RPI Loss:	143	RECORD	PCT. RANK	GAMES	SCHEDULE	OF SCHEDULE	RPI	RPI	RPI	RPI	
DIV. I ONLY	20-17-1	.53947	119	4-5-1	193	98	120	.51162	119	14	14
DIV. I NON-CONF.	9-8-1	.52778	132	1-0-1	185	35	98	.52588	98	9	9
<hr/>											
TOTALS	RPI 1-25	RPI 26-50		W-L RECORDS		RPI 51-100		RPI 101-150		RPI 150+	
20-17-1	0-0-0	2-1-0		OVERALL		4-5-0		4-2-0		10-9-1	
7-5-0	0-0-0	0-0-0		HOME		1-0-0		1-1-0		5-4-0	
11-11-1	0-0-0	2-1-0		AWAY		3-5-0		2-0-0		4-5-1	
2-1-0	0-0-0	0-0-0		NEUTRAL		0-0-0		1-1-0		1-0-0	
<hr/>											
9-8-1	0-0-0	2-1-0		NON-CONFERENCE		3-2-0		1-1-0		3-4-1	
1-1-0	0-0-0	0-0-0		HOME		1-0-0		0-0-0		0-1-0	
6-6-1	0-0-0	2-0-		AWAY		2-2-0		0-0-0		2-3-1	
2-1-0	0-0-0	0-0-0		NEUTRAL		0-0-0		1-1-0		1-0-0	
<hr/>											
11-9-0	0-0-0	0-0-0		CONFERENCE		1-3-0		3-1-0		7-5-0	
6-4-0	0-0-0	0-0-0		HOME		0-0-0		1-1-0		5-3-0	
5-5-0	0-0-0	0-0-0		AWAY		1-3-0		2-0-0		2-2-0	
0-0-0	0-0-0	0-0-0		NEUTRAL		0-0-0		0-0-0		0-0-0	
<hr/>											
RPI	S	Opponent	Score	RPI	S	Opponent	Score	RPI	S	Opponent	Score
				30	A	UCF	4 3				
				30	A	UCF	0 15				
				30	A	UCF	4 1				

Non-Div. I Games: Chicago 19 11 Southern Me. 9 1

Dartmouth

Average RPI Win:	150	WON-LOST RECORD	WINNING PCT. RANK	LAST 10 GAMES	STRENGTH OF SCHEDULE	OPP. STRENGTH OF SCHEDULE	TEAM RPI	ADJ RPI	CONF. RPI	ADJ CONF. RPI					
DIV. I ONLY		21-24-0	.46667	179	6-4-0	69	167	121	.51151	120	7	7			
DIV. I NON-CONF.		14-13-0	.51852	139	2-0-0	160	195	144	.50359	144	7	7			
<hr/>															
TOTALS	RPI 1-25	RPI 26-50		W-L RECORDS		RPI 51-100		RPI 101-150		RPI 150+					
21-24-0	2-1-0	1-3-0		OVERALL		5-9-0		0-5-0		13-6-0					
10-9-0	2-1-0	0-0-0		HOME		0-3-0		0-0-0		8-5-0					
9-12-0	0-0-0	1-2-0		AWAY		4-5-0		0-5-0		4-0-0					
2-3-0	0-0-0	0-1-0		NEUTRAL		1-1-0		0-0-0		1-1-0					
14-13-0	0-0-0	0-1-0		NON-CONFERENCE		3-5-0		0-2-0		11-5-0					
6-4-0	0-0-0	0-0-0		HOME		0-0-0		0-0-0		6-4-0					
6-6-0	0-0-0	0-0-		AWAY		2-4-0		0-2-0		4-0-0					
2-3-0	0-0-0	0-1-0		NEUTRAL		1-1-0		0-0-0		1-1-0					
7-11-0	2-1-0	1-2-0		CONFERENCE		2-4-0		0-3-0		2-1-0					
4-5-0	2-1-0	0-0-0		HOME		0-3-0		0-0-0		2-1-0					
3-6-0	0-0-0	1-2-0		AWAY		2-1-0		0-3-0		0-0-0					
0-0-0	0-0-0	0-0-0		NEUTRAL		0-0-0		0-0-0		0-0-0					
RPI	S	Opponent	Score	RPI	S	Opponent	Score	RPI	S	Opponent	Score				
25	H	Maryland	4 9	29	N	Houston	5 11	55	A	Fla. Atlantic	2 16	116	A	Purdue	1 2
25	H	Maryland	8 6	36	A	Michigan	0 7	55	A	Fla. Atlantic	10 11	116	A	Purdue	1 4
25	H	Maryland	6 2	36	A	Michigan	7 5	55	A	Fla. Atlantic	14 4	116	A	Purdue	2 4
				36	A	Michigan	8 9	64	A	Coastal Caro.	0 6	118	A	Lamar University	9 15
								64	A	Coastal Caro.	2 3	118	A	Lamar University	1 2
								64	A	Coastal Caro.	7 6	168	H	Indiana St.	6 4
								71	N	Missouri	5 3	168	H	Indiana St.	5 2
								71	N	Missouri	6 7	168	H	Indiana St.	2 1
								73	A	Minnesota	14 1	181	A	Bradley	8 6
								73	A	Minnesota	9 5	181	H	Bradley	0 2
								73	A	Minnesota	4 5	182	A	Southern Ill.	6 5
								90	H	Michigan St.	4 12	182	H	Southern Ill.	5 8
								90	H	Michigan St.	1 12	182	H	Southern Ill.	1 3
								90	H	Michigan St.	6 17	191	A	A&M-Corpus Christi	15 14
												210	H	Toledo	4 10
												210	H	Toledo	11 5
												223	H	Western Mich.	13 3
												226	H	Northwestern	10 8
												226	H	Northwestern	4 11
												226	H	Northwestern	4 3
												232	N	Milwaukee	2 4
												232	N	Milwaukee	10 2
												279	A	Illinois St.	6 5
												279	H	Illinois St.	7 1
LAST 10 GAMES															
				25	H	Maryland	8 6	73	A	Minnesota	9 5	279	A	Illinois St.	6 5
				25	H	Maryland	6 2	73	A	Minnesota	4 5	279	H	Illinois St.	7 1
				25	H	Maryland	4 9	181	A	Bradley	8 6				
				182	A	Southern Ill.	6 5	116	A	Purdue	1 2				
				73	A	Minnesota	14 1	116	A	Purdue	1 4				

Non-Div. I Games:

Illinois

D
u
k
eD
u
k
e

Duke

Average RPI Win:	183	WON-LOST RECORD	WINNING PCT. RANK	LAST 10 GAMES	STRENGTH OF SCHEDULE	OPP. STRENGTH OF SCHEDULE	TEAM RPI	ADJ RPI	CONF. RPI	ADJ CONF. RPI		
DIV. I ONLY		26-18-0	.59091	81	7-3-0	189	163	123	.51032	122	18	18
DIV. I NON-CONF.		14-9-0	.6087	80	2-1-0	246	184	146	.50276	146	19	19
<hr/>												
TOTALS	RPI 1-25	RPI 26-50		W-L RECORDS		RPI 51-100		RPI 101-150		RPI 150+		
26-18-0	1-1-0	0-0-0		OVERALL		1-5-0		5-1-0		19-11-0		
15-8-0	0-1-0	0-0-0		HOME		0-0-0		2-0-0		13-7-0		
11-10-0	1-0-0	0-0-0		AWAY		1-5-0		3-1-0		6-4-0		
0-0-0	0-0-0	0-0-0		NEUTRAL		0-0-0		0-0-0		0-0-0		
14-9-0	1-1-0	0-0-0		NON-CONFERENCE		0-0-0		5-1-0		8-7-0		
6-5-0	0-1-0	0-0-0		HOME		0-0-0		2-0-0		4-4-0		
8-4-0	1-0-0	0-0-		AWAY		0-0-0		3-1-0		4-3-0		
0-0-0	0-0-0	0-0-0		NEUTRAL		0-0-0		0-0-0		0-0-0		
12-9-0	0-0-0	0-0-0		CONFERENCE		1-5-0		0-0-0		11-4-0		
9-3-0	0-0-0	0-0-0		HOME		0-0-0		0-0-0		9-3-0		
3-6-0	0-0-0	0-0-0		AWAY		1-5-0		0-0-0		2-1-0		
0-0-0	0-0-0	0-0-0		NEUTRAL		0-0-0		0-0-0		0-0-0		
RPI	S	Opponent	Score	RPI	S	Opponent	Score	RPI	S	Opponent	Score	
11	A	Wake Forest	5 3			56	A Liberty	1 11	134	H	UNCG	1 0
11	H	Wake Forest	8 18			56	A Liberty	7 4	140	A	Kennesaw St.	4 5
						56	A Liberty	2 14	140	A	Kennesaw St.	6 3
						80	A Winthrop	3 7	140	A	Kennesaw St.	7 6
						80	A Winthrop	5 12	148	A	Davidson	12 11
						80	A Winthrop	0 4	148	H	Davidson	7 0
									161	A	UNCW	3 7
									166	H	Gardner-Webb	2 7
									166	H	Gardner-Webb	6 4
									166	H	Gardner-Webb	12 7
									169	A	Stetson	4 5
									169	A	Stetson	4 3
									169	A	Stetson	0 1
									173	A	Presbyterian	3 2
									173	A	Presbyterian	13 1
									173	A	Presbyterian	1 13
									188	A	Elon	5 3
									188	H	Elon	8 14
									192	A	N.C. A&T	9 5
									199	H	UNC Asheville	7 0
									199	H	UNC Asheville	1 3
									199	H	UNC Asheville	5 2
									205	H	Charleston So.	4 1
									205	H	Charleston So.	4 2
									205	H	Charleston So.	5 1
									222	H	Campbell	9 7
									222	H	Campbell	10 4
LAST 10 GAMES												

Non-Div. I Games:

High Point

High Point

High Point

High Point

Average RPI Win: 204		WON-LOST	WINNING	LAST 10	STRENGTH OF		OPP. STRENGTH	TEAM	ADJ		CONF.	ADJ CONF.			
Average RPI Loss: 149		RECORD	PCT. RANK	GAMES	SCHEDULE		OF SCHEDULE	RPI	RPI		RPI	RPI			
DIV. I ONLY		29-18-0	.61702	63	4-6-0		206	215	124	.51012	123	19	19		
DIV. I NON-CONF.		15-9-0	.625	70	1-2-0		219	258	136	.5071	136	20	20		
TOTALS		RPI 1-25	RPI 26-50		W-L RECORDS		RPI 51-100		RPI 101-150		RPI 150+				
29-18-0		1-2-0	0-0-0		OVERALL		1-2-0		4-4-0		23-10-0				
19-4-0		0-0-0	0-0-0		HOME		0-0-0		3-1-0		16-3-0				
7-12-0		1-2-0	0-0-0		AWAY		0-0-0		1-3-0		5-7-0				
3-2-0		0-0-0	0-0-0		NEUTRAL		1-2-0		0-0-0		2-0-0				
15-9-0		1-2-0	0-0-0		NON-CONFERENCE		1-2-0		0-2-0		13-3-0				
9-2-0		0-0-0	0-0-0		HOME		0-0-0		0-1-0		9-1-0				
3-5-0		1-2-0	0-0-		AWAY		0-0-0		0-1-0		2-2-0				
3-2-0		0-0-0	0-0-0		NEUTRAL		1-2-0		0-0-0		2-0-0				
14-9-0		0-0-0	0-0-0		CONFERENCE		0-0-0		4-2-0		10-7-0				
10-2-0		0-0-0	0-0-0		HOME		0-0-0		3-0-0		7-2-0				
4-7-0		0-0-0	0-0-0		AWAY		0-0-0		1-2-0		3-5-0				
0-0-0		0-0-0	0-0-0		NEUTRAL		0-0-0		0-0-0		0-0-0				
RPI S	Opponent	Score		RPI S	Opponent	Score		RPI S	Opponent	Score		RPI S	Opponent	Score	
5 A	Louisville	2	20					88 N	Iowa	7	14	105 A	Marshall	3	4
12 A	Mississippi St.	13	8					89 N	Jacksonville	5	2	105 H	Marshall	11	13
20 A	West Virginia	1	5					89 N	Jacksonville	0	6	107 A	Jacksonville St.	1	8
												107 A	Jacksonville St.	11	8
												107 A	Jacksonville St.	3	10
												132 H	Southeast Mo. St.	3	2
												132 H	Southeast Mo. St.	17	5
												132 H	Southeast Mo. St.	12	9
												158 A	Belmont	4	3
												158 A	Belmont	2	4
												158 A	Belmont	6	5
												174 A	Austin Peay	1	3
												174 A	Austin Peay	12	3
												193 H	Eastern Ill.	16	15
												193 H	Eastern Ill.	8	9
												193 H	Eastern Ill.	7	14
												196 N	Alabama St.	7	5
												196 N	Alabama St.	8	1
												206 A	UT Martin	5	9
												206 A	UT Martin	0	1
												206 A	UT Martin	6	18
LAST 10 GAMES															
				107 A	Jacksonville St.	1	8	193 H	Eastern Ill.	8	9	219 H	SIUE	16	3
				107 A	Jacksonville St.	11	8	193 H	Eastern Ill.	7	14	219 H	SIUE	28	15
				107 A	Jacksonville St.	3	10	105 H	Marshall	11	13	227 A	Jackson St.	5	10
				239 H	Ohio	15	14	229 A	Miami (OH)	0	8	227 A	Jackson St.	3	1
				193 H	Eastern Ill.	16	15	174 A	Austin Peay	12	3	229 A	Miami (OH)	0	8

Non-Div. I Games: West Va. Tech 19 6

Morehead St.

RPI	S	Opponent	Score	
230	H	Eastern Ky.	15	9
230	H	Eastern Ky.	18	7
230	H	Eastern Ky.	9	6
239	A	Ohio	3	1
239	H	Ohio	15	14
260	H	Youngstown St.	23	9
267	H	Massachusetts	22	0
267	H	Massachusetts	6	5
267	H	Massachusetts	7	6
271	H	Bowling Green	9	6
271	H	Bowling Green	11	7
271	H	Bowling Green	5	6
295	H	Alabama A&M	12	2
295	H	Alabama A&M	13	6

Morehead St.

M
o
r
e
h
e
a
d
s
t
.

M
o
r
e
h
e
a
d
s
t
.

Cal Poly

Cal Poly

Average RPI Win:		201	WON-LOST RECORD		WINNING PCT. RANK	LAST 10 GAMES		STRENGTH OF SCHEDULE		OPP. STRENGTH OF SCHEDULE	TEAM RPI	ADJ RPI	CONF. RPI	ADJ CONF. RPI			
Average RPI Loss:		137															
DIV. I ONLY			25-21-0		.54348	112	6-4-0		175	210	119	.50996	125	22	22		
DIV. I NON-CONF.			12-16-0		.42857	195	2-1-0		122	158	140	.50369	143	18	18		
TOTALS		RPI 1-25		RPI 26-50		W-L RECORDS		RPI 51-100		RPI 101-150		RPI 150+					
25-21-0		2-1-0		1-5-0		OVERALL		1-5-0		0-0-0		21-10-0					
11-3-0		2-1-0		1-0-0		HOME		0-0-0		0-0-0		8-2-0					
12-14-0		0-0-0		0-5-0		AWAY		1-3-0		0-0-0		11-5-0					
2-4-0		0-0-0		0-0-0		NEUTRAL		0-2-0		0-0-0		2-2-0					
12-16-0		2-1-0		1-5-0		NON-CONFERENCE		0-3-0		0-0-0		9-7-0					
4-1-0		2-1-0		1-0-0		HOME		0-0-0		0-0-0		1-0-0					
6-11-0		0-0-0		0-0-		AWAY		0-1-0		0-0-0		6-5-0					
2-4-0		0-0-0		0-0-0		NEUTRAL		0-2-0		0-0-0		2-2-0					
13-5-0		0-0-0		0-0-0		CONFERENCE		1-2-0		0-0-0		12-3-0					
7-2-0		0-0-0		0-0-0		HOME		0-0-0		0-0-0		7-2-0					
6-3-0		0-0-0		0-0-0		AWAY		1-2-0		0-0-0		5-1-0					
0-0-0		0-0-0		0-0-0		NEUTRAL		0-0-0		0-0-0		0-0-0					
RPI	S	Opponent		Score		RPI	S	Opponent		Score		RPI	S	Opponent		Score	
13	H	Missouri St.		1	12	30	A	UCF		1	21	60	A	Kent St.		5	6
13	H	Missouri St.		7	4	30	A	UCF		3	7	60	A	Kent St.		7	9
13	H	Missouri St.		2	1	30	A	UCF		4	5	60	A	Kent St.		7	4
						36	A	Michigan		4	13	87	N	Boston College		4	5
						36	A	Michigan		2	4	90	A	Michigan St.		2	11
						36	H	Michigan		4	3	93	N	Notre Dame		3	8
							</										

RPI	S	Opponent	Score	
270	A	Incarnate Word	5	2
271	A	Bowling Green	2	3
271	A	Bowling Green	8	7
271	A	Bowling Green	8	2

Central Mich.

C
e
n
t
r
a
l
M
i
c
h
.

C
e
n
t
r
a
l
M
i
c
h
.

Average RPI Win:	186	WON-LOST RECORD	WINNING PCT. RANK	LAST 10 GAMES	STRENGTH OF SCHEDULE	OPP. STRENGTH OF SCHEDULE	TEAM RPI	ADJ RPI	CONF. RPI	ADJ CONF. RPI		
DIV. I ONLY		25-23-0	.52083	137	7-3-0	106	152	126	.50964	126	12	11
DIV. I NON-CONF.		13-14-0	.48148	163	2-2-0	144	153	189	.48237	189	15	15
<hr/>												
TOTALS	RPI 1-25	RPI 26-50		W-L RECORDS		RPI 51-100		RPI 101-150		RPI 150+		
25-23-0	0-3-0	0-6-0		OVERALL		0-1-0		5-4-0		20-9-0		
17-10-0	0-1-0	0-3-0		HOME		0-1-0		0-0-0		17-5-0		
8-13-0	0-2-0	0-3-0		AWAY		0-0-0		5-4-0		3-4-0		
0-0-0	0-0-0	0-0-0		NEUTRAL		0-0-0		0-0-0		0-0-0		
13-14-0	0-3-0	0-3-0		NON-CONFERENCE		0-1-0		0-0-0		13-7-0		
11-7-0	0-1-0	0-0-0		HOME		0-1-0		0-0-0		11-5-0		
2-7-0	0-2-0	0-0-		AWAY		0-0-0		0-0-0		2-2-0		
0-0-0	0-0-0	0-0-0		NEUTRAL		0-0-0		0-0-0		0-0-0		
12-9-0	0-0-0	0-3-0		CONFERENCE		0-0-0		5-4-0		7-2-0		
6-3-0	0-0-0	0-3-0		HOME		0-0-0		0-0-0		6-0-0		
6-6-0	0-0-0	0-0-0		AWAY		0-0-0		5-4-0		1-2-0		
0-0-0	0-0-0	0-0-0		NEUTRAL		0-0-0		0-0-0		0-0-0		
RPI	S	Opponent	Score	RPI	S	Opponent	Score	RPI	S	Opponent	Score	
7	A	Clemson	0 8	35	A	Ole Miss	0 2	90	H	Michigan St.	2 3	
7	H	Clemson	5 10	35	A	Ole Miss	0 5					
24	A	South Carolina	1 6	35	A	Ole Miss	0 1					
				50	H	Mercer	4 5					
				50	H	Mercer	3 5					
				50	H	Mercer	6 7					
										</		

Non-Div. I Games:

Furman

RPI	S	Opponent	Score	
214	H	Monmouth	10	6
214	H	Monmouth	12	5
214	H	Monmouth	2	4
236	H	The Citadel	4	2
236	H	The Citadel	13	1
236	H	The Citadel	19	2
245	A	USC Upstate	7	4
245	H	USC Upstate	7	14
263	H	Dayton	9	3
263	H	Dayton	11	12
263	H	Dayton	9	7

Furman

F
u
r
m
a
n

F
u
r
m
a
n

F
l
o
r
i
d
a
A
&
M

Florida A&M

RPI	S	Opponent	Score
288	H	Savannah St.	7 5

Florida A&M

Average RPI Win: 170		WON-LOST	WINNING	LAST 10	STRENGTH OF		OPP. STRENGTH	TEAM	ADJ	CONF.	ADJ CONF.
Average RPI Loss: 90		RECORD	PCT. RANK	GAMES	SCHEDULE		OF SCHEDULE	RPI	RPI	RPI	RPI
DIV. I ONLY		18-23-0	.43902	200	8-2-0		126	77	128	.50865	128
DIV. I NON-CONF.		6-14-0	.3	251	1-0-0		76	5	132	.50956	132
TOTALS		RPI 1-25	RPI 26-50		W-L RECORDS		RPI 51-100		RPI 101-150		RPI 150+
18-23-0		0-7-0	1-2-0		OVERALL		2-4-0		1-5-0		14-5-0
4-8-0		0-0-0	0-0-0		HOME		0-0-0		1-5-0		3-3-0
14-13-0		0-7-0	1-0-0		AWAY		2-4-0		0-0-0		11-2-0
0-2-0		0-0-0	0-2-0		NEUTRAL		0-0-0		0-0-0		0-0-0
6-14-0		0-7-0	1-2-0		NON-CONFERENCE		2-2-0		0-0-0		3-3-0
0-1-0		0-0-0	0-0-0		HOME		0-0-0		0-0-0		0-1-0
6-11-0		0-7-0	1-0-		AWAY		2-2-0		0-0-0		3-2-0
0-2-0		0-0-0	0-2-0		NEUTRAL		0-0-0		0-0-0		0-0-0
12-9-0		0-0-0	0-0-0		CONFERENCE		0-2-0		1-5-0		11-2-0
4-7-0		0-0-0	0-0-0		HOME		0-0-0		1-5-0		3-2-0
8-2-0		0-0-0	0-0-0		AWAY		0-2-0		0-0-0		8-0-0
0-0-0		0-0-0	0-0-0		NEUTRAL		0-0-0		0-0-0		0-0-0
RPI S	Opponent	Score	RPI S	Opponent	Score	RPI S	Opponent	Score	RPI S	Opponent	Score
4 A	Florida	0 7	31 A	St. John's (NY)	7 4	65 A	Yale	3 6	115 H	Cornell	8 7
4 A	Florida	2 7	44 N	South Ala.	1 4	65 A	Yale	4 5	115 H	Cornell	6 12
4 A	Florida	4 8	44 N	South Ala.	3 4	82 A	Tulane	11 5	115 H	Cornell	5 9
12 A	Mississippi St.	4 5				82 A	Tulane	0 7	115 H	Cornell	7 8
12 A	Mississippi St.	8 11				82 A	Tulane	7 8	119 H	Dartmouth	2 9
17 A	Southern Miss.	3 4				96 A	Rutgers	13 7	119 H	Dartmouth	2 6
17 A	Southern Miss.	5 20							178 A	Princeton	6 4
									178 A	Princeton	5 4
									178 A	Princeton	15 2
									178 A	Princeton	21 5
									183 H	Harvard	2 0
									183 H	Harvard	5 1
									190 A	Penn	7 5
									190 A	Penn	14 4
									190 H	Penn	3 6
									190 H	Penn	12 7
									190 H	Penn	6 7
									212 A	Brown	9 5
									212 A	Brown	3 1
									214 H	Monmouth	12 17
									218 A	Fordham	6 1
									221 A	Penn St.	4 2
									221 A	Penn St.	6 10
									221 A	Penn St.	8 5
									221 A	Penn St.	7 11
			LAST 10 GAMES			190 H	Penn	3 6	96 A	Rutgers	13 7
						190 A	Penn	7 5	178 A	Princeton	21 5
						190 A	Penn	14 4	178 A	Princeton	15 2
						190 H	Penn	12 7	178 A	Princeton	5 4
						190 H	Penn	6 7	178 A	Princeton	6 4

Non-Div. I Games:

Columbia

Average RPI Win:	164	WON-LOST	WINNING	LAST 10	STRENGTH OF	OPP. STRENGTH	TEAM	ADJ	CONF.	ADJ CONF.	
Average RPI Loss:	134	RECORD	PCT. RANK	GAMES	SCHEDULE	OF SCHEDULE	RPI	RPI	RPI	RPI	
DIV. I ONLY	23-20-0	.53488	123	5-5-0	125	156	129	.50798	129	11	12
DIV. I NON-CONF.	8-10-0	.44444	188	0-2-0	59	163	165	.49367	165	14	14
<hr/>											
TOTALS	RPI 1-25	RPI 26-50		W-L RECORDS		RPI 51-100		RPI 101-150		RPI 150+	
23-20-0	0-0-0	6-3-0		OVERALL		1-2-0		4-8-0		12-7-0	
15-10-0	0-0-0	5-2-0		HOME		0-0-0		1-4-0		9-4-0	
8-10-0	0-0-0	1-1-0		AWAY		1-2-0		3-4-0		3-3-0	
0-0-0	0-0-0	0-0-0		NEUTRAL		0-0-0		0-0-0		0-0-0	
<hr/>											
8-10-0	0-0-0	3-3-0		NON-CONFERENCE		1-2-0		0-2-0		4-3-0	
6-6-0	0-0-0	2-2-0		HOME		0-0-0		0-1-0		4-3-0	
2-4-0	0-0-0	1-0-		AWAY		1-2-0		0-1-0		0-0-0	
0-0-0	0-0-0	0-0-0		NEUTRAL		0-0-0		0-0-0		0-0-0	
<hr/>											
15-10-0	0-0-0	3-0-0		CONFERENCE		0-0-0		4-6-0		8-4-0	
9-4-0	0-0-0	3-0-0		HOME		0-0-0		1-3-0		5-1-0	
6-6-0	0-0-0	0-0-0		AWAY		0-0-0		3-3-0		3-3-0	
0-0-0	0-0-0	0-0-0		NEUTRAL		0-0-0		0-0-0		0-0-0	
<hr/>											
RPI	S	Opponent	Score	RPI	S	Opponent	Score	RPI	S	Opponent	Score
				29	A	Houston	3 2	61	A	Kansas	1 2
				33	A	Texas A&M	2 8	61	A	Kansas	2 4
				34	H	Southeastern La.	6 3	61	A	Kansas	4 2
				34	H	Southeastern La.	4 0				
				34	H	Southeastern La.	8 7				
				47	H	Rhode Island	3 2				
				47	H	Rhode Island	10 2				
				47	H	Rhode Island	4 5				
				47	H	Rhode Island	5 6				

Non-Div. I Games:

Houston Baptist

RPI	S	Opponent	Score	
270	A	Incarnate Word	6	0
270	A	Incarnate Word	5	2
270	A	Incarnate Word	3	1
273	H	Texas Southern	1	4

Houston Baptist

H
o
u
s
t
o
n
B
a
p
t
i
s
t

H
o
u
s
t
o
n
B
a
p
t
i
s
t

Average RPI Win: 210		WON-LOST RECORD		WINNING PCT. RANK		LAST 10 GAMES		STRENGTH OF SCHEDULE		OPP. STRENGTH OF SCHEDULE		TEAM RPI		ADJ RPI		CONF. RPI		ADJ CONF. RPI	
DIV. I ONLY		24-16-0		.6 75		8-2-0		219		256		130		.50785 130		23		23	
DIV. I NON-CONF.		10-10-0		.5 144		1-1-0		232		295		203		.47636 201		24		24	
TOTALS		RPI 1-25		RPI 26-50		W-L RECORDS		RPI 51-100		RPI 101-150		RPI 150+							
24-16-0		0-0-0		2-2-0		OVERALL		0-0-0		3-5-0		19-9-0							
9-2-0		0-0-0		2-1-0		HOME		0-0-0		0-0-0		7-1-0							
10-9-0		0-0-0		0-1-0		AWAY		0-0-0		2-4-0		8-4-0							
5-5-0		0-0-0		0-0-0		NEUTRAL		0-0-0		1-1-0		4-4-0							
10-10-0		0-0-0		0-1-0		NON-CONFERENCE		0-0-0		1-1-0		9-8-0							
2-1-0		0-0-0		0-0-0		HOME		0-0-0		0-0-0		2-1-0							
3-4-0		0-0-0		0-0-		AWAY		0-0-0		0-0-0		3-3-0							
5-5-0		0-0-0		0-0-0		NEUTRAL		0-0-0		1-1-0		4-4-0							
14-6-0		0-0-0		2-1-0		CONFERENCE		0-0-0		2-4-0		10-1-0							
7-1-0		0-0-0		2-1-0		HOME		0-0-0		0-0-0		5-0-0							
7-5-0		0-0-0		0-0-0		AWAY		0-0-0		2-4-0		5-1-0							
0-0-0		0-0-0		0-0-0		NEUTRAL		0-0-0		0-0-0		0-0-0							
RPI	S	Opponent	Score	RPI	S	Opponent	Score	RPI	S	Opponent	Score	RPI	S	Opponent	Score				
				43	A	Binghamton	6 10			119	N	Dartmouth	8 7						
				47	H	Rhode Island	7 5			119	N	Dartmouth	1 13						
				47	H	Rhode Island	5 2			144	A	Saint Louis	4 9						
				47	H	Rhode Island	4 8			144	A	Saint Louis	6 5						
										144	A	Saint Louis	2 4						
										148	A	Davidson	2 9						
										148	A	Davidson	17 4						
										148	A	Davidson	2 9						
										184	H	Buffalo	1 0						
										184	H	Buffalo	4 5						
										189	A	Niagara	1 2						
										189	A	Niagara	5 1						
										189	H	Niagara	7 2						
										190	N	Penn	4 0						
										204	N	Eastern Mich.	7 12						
										211	A	George Mason	2 1						
										211	A	George Mason	7 4						
										211	A	George Mason	0 1						
										216	N	Maine	4 3						
										216	N	Maine	4 5						
										216	N	Maine	5 6						
				LAST 10 GAMES						246	A	Bucknell	7 4						
				254	H	Richmond	6 5			246	A	Bucknell	5 4						
				254	H	Richmond	7 2			254	H	Richmond	7 2						
				43	A	Binghamton	6 10			254	H	Richmond	6 5						
				277	A	La Salle	3 0			261	N	North Dakota St.	0 10						
				277	A	La Salle	9 7			261	N	North Dakota St.	10 3						

Non-Div. I Games:

St. Bonaventure

RPI	S	Opponent	Score	
261	N	North Dakota St.	7	3
263	H	Dayton	9	0
263	H	Dayton	6	4
263	H	Dayton	18	14
275	A	Wagner	1	4
275	A	Wagner	5	6
277	A	La Salle	3	0
277	A	La Salle	8	4
277	A	La Salle	9	7

St. Bonaventure

S
t
.
B
o
n
a
v
e
n
t
u
r
e

S
t
.
B
o
n
a
v
e
n
t
u
r
e

RPI	S	Opponent	Score	
286	H	Alcorn	14	0
286	H	Alcorn	7	6
293	H	Southern U.	5	0

New Orleans

N
e
w
O
r
l
e
a
n
s

N
e
w
O
r
l
e
a
n
s

Average RPI Win:	170	WON-LOST RECORD	WINNING PCT. RANK	LAST 10 GAMES	STRENGTH OF SCHEDULE	OPP. STRENGTH OF SCHEDULE	TEAM RPI	ADJ RPI	CONF. RPI	ADJ CONF. RPI		
DIV. I ONLY		24-22-0	.52174	135	4-6-0	119	227	132	.50718	132	19	19
DIV. I NON-CONF.		12-10-0	.54545	115	2-3-0	109	262	114	.51687	114	20	20
<hr/>												
TOTALS	RPI 1-25	RPI 26-50		W-L RECORDS		RPI 51-100		RPI 101-150		RPI 150+		
24-22-0	1-0-0	0-0-0		OVERALL		3-3-0		5-9-0		15-10-0		
15-7-0	1-0-0	0-0-0		HOME		1-2-0		4-3-0		9-2-0		
8-14-0	0-0-0	0-0-0		AWAY		1-0-0		1-6-0		6-8-0		
1-1-0	0-0-0	0-0-0		NEUTRAL		1-1-0		0-0-0		0-0-0		
<hr/>												
12-10-0	1-0-0	0-0-0		NON-CONFERENCE		2-1-0		3-5-0		6-4-0		
7-3-0	1-0-0	0-0-0		HOME		0-0-0		2-2-0		4-1-0		
4-6-0	0-0-0	0-0-		AWAY		1-0-0		1-3-0		2-3-0		
1-1-0	0-0-0	0-0-0		NEUTRAL		1-1-0		0-0-0		0-0-0		
<hr/>												
12-12-0	0-0-0	0-0-0		CONFERENCE		1-2-0		2-4-0		9-6-0		
8-4-0	0-0-0	0-0-0		HOME		1-2-0		2-1-0		5-1-0		
4-8-0	0-0-0	0-0-0		AWAY		0-0-0		0-3-0		4-5-0		
0-0-0	0-0-0	0-0-0		NEUTRAL		0-0-0		0-0-0		0-0-0		
<hr/>												
RPI S	Opponent	Score	RPI S	Opponent	Score	RPI S	Opponent	Score	RPI S	Opponent	Score	
13 H	Missouri St.	5 4				71 A	Missouri	6 5	107 H	Jacksonville St.	7 6	
						79 N	UT Arlington	3 5	107 H	Jacksonville St.	1 0	
						79 N	UT Arlington	4 3	107 H	Jacksonville St.	7 17	
						95 H	Tennessee Tech	11 9	116 H	Purdue	5 13	
						95 H	Tennessee Tech	4 8	116 H	Purdue	17 7	
						95 H	Tennessee Tech	8 9	116 H	Purdue	0 4	
									123 A	Morehead St.	9 12	
									123 A	Morehead St.	2 3	
									123 A	Morehead St.	5 17	
									135 A	Central Ark.	4 5	
									144 A	Saint Louis	5 6	
									144 H	Saint Louis	13 2	
									145 A	SFA	2 3	
									145 A	SFA	3 1	
									174 H	Austin Peay	10 0	
									174 H	Austin Peay	7 11	
									174 H	Austin Peay	5 3	
									180 A	Murray St.	7 9	
									180 A	Murray St.	4 3	
									180 A	Murray St.	1 11	
									182 A	Southern Ill.	2 4	
									182 H	Southern Ill.	5 7	
									193 A	Eastern Ill.	7 3	
									193 A	Eastern Ill.	7 6	
									193 A	Eastern Ill.	4 5	
									197 A	Arkansas St.	1 10	
									197 H	Arkansas St.	10 4	
<hr/>												
LAST 10 GAMES												
223 A	Western Mich.	6 8	95 H	Tennessee Tech	8 9	193 A	Eastern Ill.	7 3				
223 A	Western Mich.	12 6	95 H	Tennessee Tech	4 8	193 A	Eastern Ill.	7 6				
223 A	Western Mich.	8 5	182 H	Southern Ill.	5 7	193 A	Eastern Ill.	4 5				
144 A	Saint Louis	5 6	180 A	Murray St.	4 3	197 A	Arkansas St.	1 10				
95 H	Tennessee Tech	11 9	180 A	Murray St.	1 11	197 H	Arkansas St.	10 4				

Non-Div. I Games:

Southeast Mo. St.

RPI	S	Opponent	Score	
206	H	UT Martin	14	1
206	H	UT Martin	13	4
206	H	UT Martin	5	4
219	A	SIUE	5	7
219	A	SIUE	8	3
219	A	SIUE	10	15
223	A	Western Mich.	12	6
223	A	Western Mich.	6	8
223	A	Western Mich.	8	5
269	H	Western Ill.	22	2
269	H	Western Ill.	5	1
269	H	Western Ill.	5	4

Southeast Mo. St.

S
o
u
t
h
e
a
s
t
M
o
.
S
t
.

S
o
u
t
h
e
a
s
t
M
o
.
S
t
.

Average RPI Win:		132	WON-LOST RECORD		WINNING PCT. RANK	LAST 10 GAMES		STRENGTH OF SCHEDULE		OPP. STRENGTH OF SCHEDULE	TEAM RPI	ADJ RPI	CONF. RPI	ADJ CONF. RPI
Average RPI Loss:		109	18-26-0		.40909 222	5-5-0		47		125	133	.50676 133	8	8
DIV. I ONLY			14-15-0		.48276 161	3-3-0		40		160	92	.52705 92	8	8
DIV. I NON-CONF.														
TOTALS		RPI 1-25	RPI 26-50		W-L RECORDS		RPI 51-100		RPI 101-150		RPI 150+			
18-26-0		0-0-0	2-6-0		OVERALL		6-8-0		3-3-0		7-9-0			
8-13-0		0-0-0	1-2-0		HOME		0-4-0		3-3-0		4-4-0			
9-12-0		0-0-0	0-3-0		AWAY		6-4-0		0-0-0		3-5-0			
1-1-0		0-0-0	1-1-0		NEUTRAL		0-0-0		0-0-0		0-0-0			
14-15-0		0-0-0	1-1-0		NON-CONFERENCE		6-8-0		0-0-0		7-6-0			
4-8-0		0-0-0	0-0-0		HOME		0-4-0		0-0-0		4-4-0			
9-6-0		0-0-0	0-0-		AWAY		6-4-0		0-0-0		3-2-0			
1-1-0		0-0-0	1-1-0		NEUTRAL		0-0-0		0-0-0		0-0-0			
4-11-0		0-0-0	1-5-0		CONFERENCE		0-0-0		3-3-0		0-3-0			
4-5-0		0-0-0	1-2-0		HOME		0-0-0		3-3-0		0-0-0			
0-6-0		0-0-0	0-3-0		AWAY		0-0-0		0-0-0		0-3-0			
0-0-0		0-0-0	0-0-0		NEUTRAL		0-0-0		0-0-0		0-0-0			
RPI S	Opponent	Score	RPI S	Opponent	Score	RPI S	Opponent	Score	RPI S	Opponent	Score	RPI S	Opponent	Score
			28 A	Long Beach St.	0 8	51 A	San Diego	2 10	137 H	UC Santa Barbara	8 7			
			28 A	Long Beach St.	0 3	51 H	San Diego	1 14	137 H	UC Santa Barbara	5 6			
			28 A	Long Beach St.	4 11	53 A	UCLA	3 2	137 H	UC Santa Barbara	9 5			
			32 H	Cal St. Fullerton	2 15	58 A	Utah	7 5	147 H	Hawaii	9 2			
			32 H	Cal St. Fullerton	3 2	58 A	Utah	6 2	147 H	Hawaii	4 7			
			32 H	Cal St. Fullerton	1 6	58 A	Utah	3 7	147 H	Hawaii	2 4			
			41 N	Nebraska	4 5	62 A	Loyola Marymount	8 9	167 A	CSUN	4 10			
			41 N	Nebraska	4 3	62 H	Loyola Marymount	3 5	167 A	CSUN	3 10			
						78 H	Gonzaga	3 10	167 A	CSUN	0 3			
						91 A	San Diego St.	7 4	172 H	CSU Bakersfield	9 15			
						91 H	San Diego St.	1 10	172 H	CSU Bakersfield	11 2			
						99 A	Kansas St.	11 2	172 H	CSU Bakersfield	5 7			
						99 A	Kansas St.	5 1	177 A	Fresno St.	4 3			
						99 A	Kansas St.	0 1	177 A	Fresno St.	4 5			
									177 A	Fresno St.	6 4			
									177 H	Fresno St.	5 7			
									224 H	Holy Cross	14 6			
									224 H	Holy Cross	5 2			
									224 H	Holy Cross	9 8			
									224 H	Holy Cross	4 5			
									234 A	UNLV	11 9			
									234 A	UNLV	7 8			
LAST 10 GAMES														
			62 H	Loyola Marymount	3 5	137 H	UC Santa Barbara	5 6						
			58 A	Utah	7 5	137 H	UC Santa Barbara	9 5						
			58 A	Utah	6 2	137 H	UC Santa Barbara	8 7						
			58 A	Utah	3 7	91 A	San Diego St.	7 4						
			177 H	Fresno St.	5 7	167 A	CSUN	3 10						

Non-Div. I Games:

UC Riverside

RPI	S	Opponent	Score	
287	H	UMES	18	4
287	H	UMES	4	2
287	H	UMES	11	3
291	H	Lafayette	25	7
291	H	Lafayette	14	2
291	H	Lafayette	8	7
291	H	Lafayette	11	8

UNCG

U
N
C
G

U
N
C
G

Average RPI Win: 183		WON-LOST	WINNING	LAST 10	STRENGTH OF		OPP. STRENGTH	TEAM	ADJ	CONF.	ADJ CONF.
Average RPI Loss: 115		RECORD	PCT. RANK	GAMES	SCHEDULE		OF SCHEDULE	RPI	RPI	RPI	RPI
DIV. I ONLY		28-20-0	.58333	86	8-2-0		204	103	135	.50598	135
DIV. I NON-CONF.		13-11-0	.54167	121	1-1-0		202	87	168	.49285	168
TOTALS		RPI 1-25	RPI 26-50		W-L RECORDS		RPI 51-100		RPI 101-150		RPI 150+
28-20-0		0-3-0	0-5-0		OVERALL		6-3-0		5-2-0		17-7-0
18-8-0		0-0-0	0-3-0		HOME		4-2-0		3-1-0		11-2-0
10-11-0		0-3-0	0-2-0		AWAY		2-1-0		2-1-0		6-4-0
0-1-0		0-0-0	0-0-0		NEUTRAL		0-0-0		0-0-0		0-1-0
13-11-0		0-3-0	0-2-0		NON-CONFERENCE		3-3-0		1-0-0		9-3-0
10-4-0		0-0-0	0-0-0		HOME		1-2-0		1-0-0		8-2-0
3-6-0		0-3-0	0-0-		AWAY		2-1-0		0-0-0		1-0-0
0-1-0		0-0-0	0-0-0		NEUTRAL		0-0-0		0-0-0		0-1-0
15-9-0		0-0-0	0-3-0		CONFERENCE		3-0-0		4-2-0		8-4-0
8-4-0		0-0-0	0-3-0		HOME		3-0-0		2-1-0		3-0-0
7-5-0		0-0-0	0-0-0		AWAY		0-0-0		2-1-0		5-4-0
0-0-0		0-0-0	0-0-0		NEUTRAL		0-0-0		0-0-0		0-0-0
RPI S	Opponent	Score	RPI S	Opponent	Score	RPI S	Opponent	Score	RPI S	Opponent	Score
13 A	Missouri St.	0 5	26 A	Vanderbilt	1 9	52 H	DBU	0 4	129 A	Houston Baptist	4 3
13 A	Missouri St.	0 4	26 A	Vanderbilt	5 10	52 H	DBU	1 7	129 A	Houston Baptist	3 5
13 A	Missouri St.	3 5	45 H	McNeese	3 5	52 H	DBU	10 4	129 A	Houston Baptist	17 4
			45 H	McNeese	3 5	59 A	Oklahoma St.	11 5	131 H	New Orleans	4 11
			45 H	McNeese	3 6	63 H	Sam Houston St.	3 2	131 H	New Orleans	10 0
						63 H	Sam Houston St.	7 5	131 H	New Orleans	6 5
						63 H	Sam Houston St.	5 3	132 H	Southeast Mo. St.	5 4
						95 A	Tennessee Tech	10 6	191 A	A&M-Corpus Christi	2 3
						95 A	Tennessee Tech	6 11	191 A	A&M-Corpus Christi	15 13
									191 A	A&M-Corpus Christi	8 4
									193 H	Eastern Ill.	6 1
									193 H	Eastern Ill.	2 4
									193 H	Eastern Ill.	10 6
									193 H	Eastern Ill.	8 1
									213 H	Little Rock	12 3
									213 N	Little Rock	6 11
									228 A	Northwestern St.	2 3
									228 A	Northwestern St.	9 3
									228 A	Northwestern St.	1 0
									259 H	Evansville	3 9
									259 H	Evansville	16 9
									259 H	Evansville	10 9
									262 H	Abilene Christian	10 2
									262 H	Abilene Christian	16 8
									262 H	Abilene Christian	2 1
									270 A	Incarnate Word	3 5
									270 A	Incarnate Word	8 9
LAST 10 GAMES			LAST 10 GAMES			LAST 10 GAMES			LAST 10 GAMES		
284 A	Ark.-Pine Bluff	6 5	191 A	A&M-Corpus Christi	15 13	191 A	A&M-Corpus Christi	8 4	262 H	Abilene Christian	10 2
262 H	Abilene Christian	10 2	213 N	Little Rock	6 11	63 H	Sam Houston St.	7 5	262 H	Abilene Christian	16 8
262 H	Abilene Christian	16 8	63 H	Sam Houston St.	5 3	63 H	Sam Houston St.	5 3	270 A	Incarnate Word	3 5
262 H	Abilene Christian	2 1							270 A	Incarnate Word	8 9
191 A	A&M-Corpus Christi	2 3									

Non-Div. I Games:

Central Ark.

RPI	S	Opponent	Score	
270	A	Incarnate Word	15	10
284	A	Ark.-Pine Bluff	6	5
284	H	Ark.-Pine Bluff	9	3
292	H	Mississippi Val.	9	2

Central Ark.

C
e
n
t
r
a
l
A
r
k
.

C
e
n
t
r
a
l
A
r
k
.

Grand Canyon

Grand Canyon

Grand Canyon

Average RPI Win:		135	WON-LOST RECORD		WINNING PCT. RANK	LAST 10 GAMES	STRENGTH OF SCHEDULE		OPP. STRENGTH OF SCHEDULE	TEAM RPI	ADJ RPI	CONF. RPI	ADJ CONF. RPI						
Average RPI Loss:		95																	
DIV. I ONLY			20-25-0		.44444	197	4-6-0		62	90	138	.50439	137	8	8				
DIV. I NON-CONF.			14-16-0		.46667	174	2-2-0		12	132	84	.53136	84	8	8				
TOTALS		RPI 1-25		RPI 26-50		W-L RECORDS		RPI 51-100		RPI 101-150		RPI 150+							
20-25-0		0-3-0		1-2-0		OVERALL		6-10-0		3-3-0		10-7-0							
15-11-0		0-0-0		1-2-0		HOME		4-4-0		2-1-0		8-4-0							
5-14-0		0-3-0		0-0-0		AWAY		2-6-0		1-2-0		2-3-0							
0-0-0		0-0-0		0-0-0		NEUTRAL		0-0-0		0-0-0		0-0-0							
14-16-0		0-3-0		0-0-0		NON-CONFERENCE		6-10-0		2-1-0		6-2-0							
11-6-0		0-0-0		0-0-0		HOME		4-4-0		2-1-0		5-1-0							
3-10-0		0-3-0		0-0-		AWAY		2-6-0		0-0-0		1-1-0							
0-0-0		0-0-0		0-0-0		NEUTRAL		0-0-0		0-0-0		0-0-0							
6-9-0		0-0-0		1-2-0		CONFERENCE		0-0-0		1-2-0		4-5-0							
4-5-0		0-0-0		1-2-0		HOME		0-0-0		0-0-0		3-3-0							
2-4-0		0-0-0		0-0-0		AWAY		0-0-0		1-2-0		1-2-0							
0-0-0		0-0-0		0-0-0		NEUTRAL		0-0-0		0-0-0		0-0-0							
RPI	S	Opponent		Score		RPI	S	Opponent		Score		RPI	S	Opponent		Score			
8	A	Kentucky		1	2	28	H	Long Beach St.		3	2	62	A	Loyola Marymount		6	3		
8	A	Kentucky		1	12	28	H	Long Beach St.		2	5	62	A	Loyola Marymount		0	1		
8	A	Kentucky		2	3	28	H	Long Beach St.		3	9	62	A	Loyola Marymount		2	8		
												66	A	BYU		10	8		
												66	A	BYU		8	14		
												66	A	BYU		3	17		
												66	A	BYU		6	7		
												67	A	Saint Mary's (CA)		5	15		
												67	H	Saint Mary's (CA)		1	4		
												78	H	Gonzaga		1	4		
												82	H	Tulane		7	4		
												82	H	Tulane		6	5		
												82	H	Tulane		14	1		
												91	H	San Diego St.		4	5		
												91	H	San Diego St.		3	5		
												91	H	San Diego St.		6	5		
												172	A	CSU Bakersfield		1	2		
												172	H	CSU Bakersfield		6	4		
												203	H	Nevada		10	3		
												208	H	Stony Brook		0	7		
												208	H	Stony Brook		8	5		
												208	H	Stony Brook		12	4		
												209	A	Pepperdine		6	3		
												209	H	Pepperdine		10	3		
LAST 10 GAMES																			
						67	A	Saint Mary's (CA)		5	15	133	A	UC Riverside		5	9		
						160	H	UC Davis		0	2	133	A	UC Riverside		7	8		
						160	H	UC Davis		2	3	172	H	CSU Bakersfield		6	4		
						160	H	UC Davis		6	3	91	H	San Diego St.		4	5		
						133	A	UC Riverside		6	5	91	H	San Diego St.		6	5		

Non-Div. I Games:

UC Santa Barbara

Average RPI Win:	192	WON-LOST RECORD	WINNING PCT. RANK	LAST 10 GAMES		STRENGTH OF SCHEDULE	OPP. STRENGTH OF SCHEDULE	TEAM RPI	ADJ RPI	CONF. RPI	ADJ CONF. RPI	
DIV. I ONLY		23-25-0	.47917	165	5-5-0	108	92	139	.504	138	16	16
DIV. I NON-CONF.		16-17-0	.48485	160	1-2-0	78	71	130	.51004	130	12	12
<hr/>												
TOTALS	RPI 1-25	RPI 26-50		W-L RECORDS		RPI 51-100		RPI 101-150		RPI 150+		
23-25-0	1-9-0	0-3-0		OVERALL		2-5-0		5-3-0		15-5-0		
19-6-0	0-3-0	0-0-0		HOME		1-1-0		4-0-0		14-2-0		
4-19-0	1-6-0	0-3-0		AWAY		1-4-0		1-3-0		1-3-0		
0-0-0	0-0-0	0-0-0		NEUTRAL		0-0-0		0-0-0		0-0-0		
16-17-0	1-6-0	0-3-0		NON-CONFERENCE		1-3-0		5-3-0		9-2-0		
14-5-0	0-3-0	0-0-0		HOME		1-1-0		4-0-0		9-1-0		
2-12-0	1-3-0	0-0-		AWAY		0-2-0		1-3-0		0-1-0		
0-0-0	0-0-0	0-0-0		NEUTRAL		0-0-0		0-0-0		0-0-0		
7-8-0	0-3-0	0-0-0		CONFERENCE		1-2-0		0-0-0		6-3-0		
5-1-0	0-0-0	0-0-0		HOME		0-0-0		0-0-0		5-1-0		
2-7-0	0-3-0	0-0-0		AWAY		1-2-0		0-0-0		1-2-0		
0-0-0	0-0-0	0-0-0		NEUTRAL		0-0-0		0-0-0		0-0-0		
RPI S	Opponent	Score	RPI S	Opponent	Score	RPI S	Opponent	Score	RPI S	Opponent	Score	
3 H	Texas Tech	5 10	39 A	Louisiana Tech	2 6	52 A	DBU	9 10	102 A	Oral Roberts	4 7	
3 H	Texas Tech	1 3	39 A	Louisiana Tech	10 12	52 A	DBU	8 6	102 H	Oral Roberts	7 6	
3 H	Texas Tech	1 4	39 A	Louisiana Tech	1 15	52 A	DBU	2 13	124 A	Cal Poly	4 5	
13 A	Missouri St.	1 8				59 H	Oklahoma St.	3 6	124 A	Cal Poly	2 0	
13 A	Missouri St.	5 12				61 A	Kansas	6 8	124 A	Cal Poly	0 3	
13 A	Missouri St.	4 13				61 H	Kansas	8 0	136 H	Grand Canyon	1 0	
16 A	LSU	2 9				99 A	Kansas St.	4 5	136 H	Grand Canyon	4 0	
16 A	LSU	5 12							136 H	Grand Canyon	5 3	
16 A	LSU	1 6							152 A	Creighton	3 4	
22 A	Oklahoma	4 2							181 A	Bradley	10 11	
									181 A	Bradley	5 6	
									181 A	Bradley	8 5	
									182 H	Southern Ill.	8 11	
									182 H	Southern Ill.	17 7	
									182 H	Southern Ill.	7 0	
									220 H	Valparaiso	3 2	
									220 H	Valparaiso	4 3	
									220 H	Valparaiso	4 3	
									231 H	Sacramento St.	2 3	
									264 H	Utah Valley	6 5	
									264 H	Utah Valley	4 3	
									264 H	Utah Valley	16 2	
									268 H	Northern Colo.	11 5	
									268 H	Northern Colo.	10 4	
									279 H	Illinois St.	11 1	
									279 H	Illinois St.	10 5	
									279 H	Illinois St.	12 7	

Non-Div. I Games:

Wichita St.

RPI	S	Opponent	Score	
281	H	Omaha	8	0

Wichita St.

W
i
c
h
i
t
a
s
t
.

W
i
c
h
i
t
a
s
t
.

Ballet.

B
a
l
l
s
t
.

Ball St.

Average RPI Win: 158		WON-LOST RECORD		WINNING PCT. RANK		LAST 10 GAMES		STRENGTH OF SCHEDULE		OPP. STRENGTH OF SCHEDULE		TEAM RPI		ADJ RPI		CONF. RPI		ADJ CONF. RPI							
DIV. I ONLY		20-26-0		.43478 203		3-7-0		51		128		141		.50313 140		20		20							
DIV. I NON-CONF.		12-19-0		.3871 224		1-3-0		36		93		174		.48917 174		21		21							
TOTALS		RPI 1-25		RPI 26-50		W-L RECORDS		RPI 51-100		RPI 101-150		RPI 150+													
20-26-0		0-3-0		0-3-0		OVERALL		5-10-0		6-7-0		9-3-0													
12-16-0		0-3-0		0-2-0		HOME		3-6-0		4-5-0		5-0-0													
8-10-0		0-0-0		0-1-0		AWAY		2-4-0		2-2-0		4-3-0													
0-0-0		0-0-0		0-0-0		NEUTRAL		0-0-0		0-0-0		0-0-0													
12-19-0		0-3-0		0-3-0		NON-CONFERENCE		3-6-0		6-7-0		3-0-0													
8-14-0		0-3-0		0-2-0		HOME		2-4-0		4-5-0		2-0-0													
4-5-0		0-0-0		0-0-		AWAY		1-2-0		2-2-0		1-0-0													
0-0-0		0-0-0		0-0-0		NEUTRAL		0-0-0		0-0-0		0-0-0													
8-7-0		0-0-0		0-0-0		CONFERENCE		2-4-0		0-0-0		6-3-0													
4-2-0		0-0-0		0-0-0		HOME		1-2-0		0-0-0		3-0-0													
4-5-0		0-0-0		0-0-0		AWAY		1-2-0		0-0-0		3-3-0													
0-0-0		0-0-0		0-0-0		NEUTRAL		0-0-0		0-0-0		0-0-0													
RPI	S	Opponent		Score		RPI	S	Opponent		Score		RPI	S	Opponent		Score									
22	H	Oklahoma		2	5	40	A	Auburn		4	6	66	H	BYU		4	13	105	H	Marshall	4	7			
22	H	Oklahoma		4	14	40	H	Auburn		7	15	70	A	Ga. Southern		4	8	109	A	Middle Tenn.	19	5			
22	H	Oklahoma		9	17	50	H	Mercer		4	10	70	H	Ga. Southern		0	6	109	A	Middle Tenn.	7	9			
												76	A	Charlotte		1	16	109	A	Middle Tenn.	0	3			
												80	H	Winthrop		13	1	111	A	Western Caro.	12	3			
												80	H	Winthrop		8	3	111	H	Western Caro.	7	1			
												80	H	Winthrop		3	4	122	H	High Point	5	4			
												89	H	Jacksonville		3	4	122	H	High Point	3	6			
												89	H	Jacksonville		5	7	122	H	High Point	6	7			
												89	H	Jacksonville		6	1	143	H	Canisius	5	2			
												94	A	Georgia		5	4	143	H	Canisius	5	8			
												94	H	Georgia		6	9	143	H	Canisius	7	15			
												98	A	North Florida		2	9	143	H	Canisius	8	4			
												98	A	North Florida		3	4	169	A	Stetson	4	2			
												98	A	North Florida		8	3	169	A	Stetson	4	10			
																		169	A	Stetson	7	3			
																		200	A	Georgia St.	10	7			
																		202	A	Lipscomb	4	1			
																		202	A	Lipscomb	0	1			
																		202	A	Lipscomb	2	13			
																		223	H	Western Mich.	17	4			
																		245	H	USC Upstate	8	5			
																		245	H	USC Upstate	4	0			
																		245	H	USC Upstate	9	2			
																		288	H	Savannah St.	9	1			
						LAST 10 GAMES																			
						70 H Ga. Southern						0	6	76	A	Charlotte		1	16						
						111 H Western Caro.						7	1	89	H	Jacksonville		6	1						
						202 A Lipscomb						0	1	89	H	Jacksonville		5	7						
						202 A Lipscomb						2	13	89	H	Jacksonville		3	4						
						202 A Lipscomb						4	1	40	H	Auburn		7	15						

Non-Div. I Games:

Kennesaw St.

[illegible]

Non-Div. I Games:

Col. of Charleston

RPI	S	Opponent	Score
98	H	North Florida	2 11
188	H	Elon	5 3
188	H	Elon	11 2
7	A	Clemson	2 7
240	H	Towson	8 1
240	H	Towson	5 0

Average RPI Win: 188		WON-LOST	WINNING	LAST 10	STRENGTH OF		OPP. STRENGTH	TEAM	ADJ	CONF.	ADJ CONF.								
Average RPI Loss: 112		RECORD	PCT. RANK	GAMES	SCHEDULE		OF SCHEDULE	RPI	RPI	RPI	RPI								
DIV. I ONLY		24-26-0	.48	164	4-6-0		129	170	143	.50289	142	13	13						
DIV. I NON-CONF.		15-11-0	.57692	100	1-2-0		134	199	81	.53286	81	11	11						
<hr/>																			
TOTALS		RPI 1-25		RPI 26-50		W-L RECORDS		RPI 51-100		RPI 101-150		RPI 150+							
24-26-0		0-1-0		0-0-0		OVERALL		5-16-0		4-3-0		15-6-0							
13-8-0		0-0-0		0-0-0		HOME		3-4-0		0-0-0		10-4-0							
9-18-0		0-1-0		0-0-0		AWAY		1-12-0		4-3-0		4-2-0							
2-0-0		0-0-0		0-0-0		NEUTRAL		1-0-0		0-0-0		1-0-0							
<hr/>																			
15-11-0		0-1-0		0-0-0		NON-CONFERENCE		2-4-0		4-3-0		9-3-0							
7-2-0		0-0-0		0-0-0		HOME		1-0-0		0-0-0		6-2-0							
6-9-0		0-1-0		0-0-		AWAY		0-4-0		4-3-0		2-1-0							
2-0-0		0-0-0		0-0-0		NEUTRAL		1-0-0		0-0-0		1-0-0							
<hr/>																			
9-15-0		0-0-0		0-0-0		CONFERENCE		3-12-0		0-0-0		6-3-0							
6-6-0		0-0-0		0-0-0		HOME		2-4-0		0-0-0		4-2-0							
3-9-0		0-0-0		0-0-0		AWAY		1-8-0		0-0-0		2-1-0							
0-0-0		0-0-0		0-0-0		NEUTRAL		0-0-0		0-0-0		0-0-0							
<hr/>																			
RPI	S	Opponent		Score		RPI	S	Opponent		Score		RPI	S	Opponent		Score			
10	A	Stanford		0	4			51	A	San Diego		2	8	136	A	Grand Canyon		13	6
								51	A	San Diego		4	8	136	A	Grand Canyon		4	5
								51	A	San Diego		4	6	136	A	Grand Canyon		11	8
								62	H	Loyola Marymount		5	6	147	A	Hawaii		3	1
								62	H	Loyola Marymount		4	0	147	A	Hawaii		2	3
								62	H	Loyola Marymount		2	3	147	A	Hawaii		2	3
								64	A	Coastal Caro.		5	7	147	A	Hawaii		3	1
								64	A	Coastal Caro.		1	6	177	A	Fresno St.		7	6
								66	A	BYU		5	11	177	H	Fresno St.		3	6
								66	A	BYU		5	8	198	N	Albany (NY)		12	11
								66	A	BYU		6	19	203	A	Nevada		9	6
								67	H	Saint Mary's (CA)		8	1	203	H	Nevada		7	1
								67	H	Saint Mary's (CA)		1	2	209	H	Pepperdine		5	6
								67	H	Saint Mary's (CA)		3	5	209	H	Pepperdine		18	4
								72	A	California		0	1	209	H	Pepperdine		3	0
								72	H	California		7	2	231	A	Sacramento St.		5	9
								78	A	Gonzaga		3	4	231	H	Sacramento St.		14	6
								78	A	Gonzaga		7	2	264	H	Utah Valley		4	1
								78	A	Gonzaga		1	8	265	A	Santa Clara		2	3
								80	N	Winthrop		11	6	265	A	Santa Clara		12	7
														265	A	Santa Clara		4	2
														268	H	Northern Colo.		7	6
														268	H	Northern Colo.		11	4
														268	H	Northern Colo.		2	3
														268	H	Northern Colo.		8	3
														278	H	Portland		4	0
														278	H	Portland		1	4
<hr/>																			
LAST 10 GAMES																			
10	A	Stanford		0	4														
209	H	Pepperdine		18	4														
209	H	Pepperdine		5	6														
209	H	Pepperdine		3	0														
72	A	California		0	1														

Non-Div. I Games:

San Francisco

RPI	S	Opponent	Score		RPI	S	Opponent	Score	
91	A	San Diego St.	2	4	278	H	Portland	12	2
66	A	BYU	5	11					
66	A	BYU	5	8					
66	A	BYU	6	19					
72	H	California	7	2					
265	A	Santa Clara	12	7					

Average RPI Win:	221	WON-LOST RECORD	WINNING PCT. RANK	LAST 10 GAMES	STRENGTH OF SCHEDULE	OPP. STRENGTH OF SCHEDULE	TEAM RPI	ADJ RPI	CONF. RPI	ADJ CONF. RPI	
DIV. I ONLY	29-18-0	.61702	63	7-3-0	261	241	144	.50277	143	26	26
DIV. I NON-CONF.	16-12-0	.57143	102	0-2-0	275	192	170	.4901	170	25	25
TOTALS	RPI 1-25	RPI 26-50	W-L RECORDS		RPI 51-100	RPI 101-150	RPI 150+				
29-18-0	0-0-0	0-0-0	OVERALL		1-3-0	2-6-0	26-9-0				
7-4-0	0-0-0	0-0-0	HOME		0-1-0	0-0-0	7-3-0				
12-12-0	0-0-0	0-0-0	AWAY		1-2-0	2-6-0	9-4-0				
10-2-0	0-0-0	0-0-0	NEUTRAL		0-0-0	0-0-0	10-2-0				
16-12-0	0-0-0	0-0-0	NON-CONFERENCE		1-3-0	2-3-0	13-6-0				
2-3-0	0-0-0	0-0-0	HOME		0-1-0	0-0-0	2-2-0				
5-7-0	0-0-0	0-0-	AWAY		1-2-0	2-3-0	2-2-0				
9-2-0	0-0-0	0-0-0	NEUTRAL		0-0-0	0-0-0	9-2-0				
13-6-0	0-0-0	0-0-0	CONFERENCE		0-0-0	0-3-0	13-3-0				
5-1-0	0-0-0	0-0-0	HOME		0-0-0	0-0-0	5-1-0				
7-5-0	0-0-0	0-0-0	AWAY		0-0-0	0-3-0	7-2-0				
1-0-0	0-0-0	0-0-0	NEUTRAL		0-0-0	0-0-0	1-0-0				
RPI	S	Opponent	Score	RPI	S	Opponent	Score	RPI	S	Opponent	Score
						60 H Kent St.	5 8			117 A Virginia Tech	0 11
						80 A Winthrop	1 3			140 A Kennesaw St.	15 7
						80 A Winthrop	9 5			140 A Kennesaw St.	4 8
						80 A Winthrop	1 2			140 A Kennesaw St.	8 5
										140 A Kennesaw St.	2 5
										150 A Marist	4 11
										150 A Marist	7 10
										150 A Marist	3 13
										166 A Gardner-Webb	10 7
										166 A Gardner-Webb	0 5
										166 A Gardner-Webb	5 6
										166 A Gardner-Webb	9 5
										184 H Buffalo	13 5
										184 H Buffalo	6 5
										184 H Buffalo	6 14
										189 N Niagara	8 0
										211 N George Mason	7 1
										211 N George Mason	4 2
										211 N George Mason	5 6
										214 H Monmouth	4 3
										214 H Monmouth	11 10
										214 H Monmouth	6 17
										214 H Monmouth	6 17
						256 A Iona	2 0			237 A Quinnipiac	4 7
						256 A Iona	1 0			237 A Quinnipiac	10 4
						256 A Iona	5 4			189 N Niagara	8 0
						60 H Kent St.	5 8			260 H Youngstown St.	2 4
						237 A Quinnipiac	3 2			248 H Rider	9 0
										237 A Quinnipiac	3 2

Non-Div. I Games:

Canisius

RPI	S	Opponent	Score	
237	A	Quinnipiac	4	7
237	A	Quinnipiac	10	4
248	H	Rider	4	3
248	H	Rider	9	0
248	H	Rider	7	0
256	A	Iona	2	0
256	A	Iona	5	4
256	A	Iona	1	0
257	A	Siena	3	8
257	A	Siena	7	2
257	A	Siena	4	2
260	H	Youngstown St.	2	4
282	N	Chicago St.	8	1
290	N	NJIT	6	1
296	N	Fort Wayne	8	4
296	N	Fort Wayne	13	6

Canisius

C
a
n
i
s
i
u
s

C
a
n
i
s
i
u
s

Average RPI Win:	209	WON-LOST RECORD	WINNING PCT. RANK	LAST 10 GAMES	STRENGTH OF SCHEDULE	OPP. STRENGTH OF SCHEDULE	TEAM RPI	ADJ RPI	CONF. RPI	ADJ CONF. RPI		
DIV. I ONLY		27-17-0	.61364	67	5-5-0	230	228	137	.50273	144	23	23
DIV. I NON-CONF.		19-9-0	.67857	46	3-2-0	261	247	115	.51487	119	24	24
<hr/>												
TOTALS	RPI 1-25	RPI 26-50		W-L RECORDS		RPI 51-100		RPI 101-150		RPI 150+		
27-17-0	0-1-0	0-3-0		OVERALL		3-0-0		4-6-0		20-7-0		
14-5-0	0-1-0	0-0-0		HOME		0-0-0		3-1-0		11-3-0		
8-11-0	0-0-0	0-2-0		AWAY		1-0-0		1-5-0		6-4-0		
5-1-0	0-0-0	0-1-0		NEUTRAL		2-0-0		0-0-0		3-0-0		
19-9-0	0-1-0	0-1-0		NON-CONFERENCE		3-0-0		1-3-0		15-4-0		
9-2-0	0-1-0	0-0-0		HOME		0-0-0		1-0-0		8-1-0		
5-6-0	0-0-0	0-0-		AWAY		1-0-0		0-3-0		4-3-0		
5-1-0	0-0-0	0-1-0		NEUTRAL		2-0-0		0-0-0		3-0-0		
8-8-0	0-0-0	0-2-0		CONFERENCE		0-0-0		3-3-0		5-3-0		
5-3-0	0-0-0	0-0-0		HOME		0-0-0		2-1-0		3-2-0		
3-5-0	0-0-0	0-2-0		AWAY		0-0-0		1-2-0		2-1-0		
0-0-0	0-0-0	0-0-0		NEUTRAL		0-0-0		0-0-0		0-0-0		
RPI S	Opponent	Score	RPI S	Opponent	Score	RPI S	Opponent	Score	RPI S	Opponent	Score	
13 H	Missouri St.	8 15	36 N	Michigan	1 6	59 A	Oklahoma St.	10 7	116 A	Purdue	2 5	
			47 A	Rhode Island	4 6	93 N	Notre Dame	8 6	116 A	Purdue	3 4	
			47 A	Rhode Island	0 6	93 N	Notre Dame	8 3	130 H	St. Bonaventure	4 2	
									130 H	St. Bonaventure	5 6	
									130 H	St. Bonaventure	9 4	
									132 A	Southeast Mo. St.	2 13	
									132 H	Southeast Mo. St.	6 5	
									148 A	Davidson	3 6	
									148 A	Davidson	7 5	
									148 A	Davidson	7 8	
									152 N	Creighton	7 3	
									154 A	Butler	4 2	
									154 A	Butler	3 6	
									154 A	Butler	5 6	
									193 A	Eastern Ill.	8 5	
									193 H	Eastern Ill.	12 1	
									218 H	Fordham	1 7	
									218 H	Fordham	10 0	
									219 A	SIUE	12 3	
									219 H	SIUE	24 9	
									241 H	Northern Ill.	8 1	
									241 H	Northern Ill.	0 2	
									241 H	Northern Ill.	10 5	
									263 H	Dayton	4 2	
									263 H	Dayton	5 6	
									263 H	Dayton	5 3	
									265 A	Santa Clara	5 3	
<hr/>												
LAST 10 GAMES												
219 H	SIUE	24 9	116 A	Purdue	3 4	241 H	Northern Ill.	10 5				
148 A	Davidson	7 8	116 A	Purdue	2 5	263 H	Dayton	4 2				
148 A	Davidson	7 5	193 A	Eastern Ill.	8 5	263 H	Dayton	5 6				
148 A	Davidson	3 6	263 H	Dayton	5 3	263 H	Dayton	5 3				
132 H	Southeast Mo. St.	6 5	263 H	Dayton	5 6	265 A	Santa Clara	5 3				

Non-Div. I Games: McKendree

3 5

Saint Louis

Saint Louis

RPI	S	Opponent	Score	
270	A	Incarnate Word	19	6
273	H	Texas Southern	7	0
273	H	Texas Southern	14	0
280	H	Grambling	9	2
284	H	Ark.-Pine Bluff	6	5
292	H	Mississippi Val.	8	2

SFA

S
F
A

S
F
A

B
r
y
a
n
t

Bryant

RPI	S	Opponent	Score	
275	A	Wagner	6	5
289	H	Fairleigh Dickinson	11	3
289	H	Fairleigh Dickinson	11	0
289	H	Fairleigh Dickinson	7	6
289	H	Fairleigh Dickinson	15	5
297	H	Mt. St. Mary's	6	2
297	H	Mt. St. Mary's	12	1
297	H	Mt. St. Mary's	11	0
297	H	Mt. St. Mary's	11	1

B
r
y
a
n
t

B
r
y
a
n
t

Bryant

RPI	S	Opponent	Score	
258	H	Sacred Heart	8	2
258	H	Sacred Heart	6	5

H
a
w
a
i
i

H
a
w
a
i
i

Hawaii

Average RPI Win: 193		WON-LOST RECORD		WINNING PCT. RANK		LAST 10 GAMES		STRENGTH OF SCHEDULE		OPP. STRENGTH OF SCHEDULE		TEAM RPI		ADJ RPI		CONF. RPI		ADJ CONF. RPI	
DIV. I ONLY		25-22-0		.53191 128		4-6-0		96		232		148		.50218 148		23		23	
DIV. I NON-CONF.		14-12-0		.53846 127		1-3-0		88		235		151		.50062 151		24		24	
TOTALS		RPI 1-25		RPI 26-50		W-L RECORDS		RPI 51-100		RPI 101-150		RPI 150+							
25-22-0		0-4-0		0-3-0		OVERALL		1-1-0		6-7-0		18-7-0							
18-13-0		0-1-0		0-3-0		HOME		0-1-0		5-3-0		13-5-0							
6-9-0		0-3-0		0-0-0		AWAY		0-0-0		1-4-0		5-2-0							
1-0-0		0-0-0		0-0-0		NEUTRAL		1-0-0		0-0-0		0-0-0							
14-12-0		0-4-0		0-0-0		NON-CONFERENCE		1-1-0		1-3-0		12-4-0							
12-7-0		0-1-0		0-0-0		HOME		0-1-0		1-1-0		11-4-0							
1-5-0		0-3-0		0-0-		AWAY		0-0-0		0-2-0		1-0-0							
1-0-0		0-0-0		0-0-0		NEUTRAL		1-0-0		0-0-0		0-0-0							
11-10-0		0-0-0		0-3-0		CONFERENCE		0-0-0		5-4-0		6-3-0							
6-6-0		0-0-0		0-3-0		HOME		0-0-0		4-2-0		2-1-0							
5-4-0		0-0-0		0-0-0		AWAY		0-0-0		1-2-0		4-2-0							
0-0-0		0-0-0		0-0-0		NEUTRAL		0-0-0		0-0-0		0-0-0							
RPI	S	Opponent		Score		RPI	S	Opponent		Score		RPI	S	Opponent		Score			
2	A	North Carolina		6	7	47	H	Rhode Island		2	5	80	N	Winthrop		7	6		
11	A	Wake Forest		5	13	47	H	Rhode Island		1	9	93	H	Notre Dame		0	2		
11	H	Wake Forest		6	12	47	H	Rhode Island		6	7								
24	A	South Carolina		2	3														

Non-Div. I Games:

Davidson

Davidson

RPI	S	Opponent	Score	
237	H	Quinnipiac	6	5
237	N	Quinnipiac	6	4
246	N	Bucknell	5	9
258	H	Sacred Heart	9	8
267	A	Massachusetts	13	4

Hartford

H
a
r
t
f
o
r
d

H
a
r
t
f
o
r
d

Average RPI Win: 205		WON-LOST RECORD	WINNING PCT. RANK		LAST 10 GAMES	STRENGTH OF SCHEDULE	OPP. STRENGTH OF SCHEDULE	TEAM RPI	ADJ RPI		CONF. RPI	ADJ CONF. RPI					
Average RPI Loss: 191																	
DIV. I ONLY		25-19-0	.56818	96	7-3-0	224	263	150	.49926	150	26	26					
DIV. I NON-CONF.		13-13-0	.5	144	2-2-0	120	257	119	.51553	118	25	25					
<hr/>																	
TOTALS		RPI 1-25		RPI 26-50		W-L RECORDS		RPI 51-100		RPI 101-150		RPI 150+					
25-19-0		1-1-0		0-1-0		OVERALL		0-0-0		4-1-0		20-16-0					
6-3-0		0-0-0		0-0-0		HOME		0-0-0		3-0-0		3-3-0					
11-10-0		1-1-0		0-1-0		AWAY		0-0-0		1-1-0		9-7-0					
8-6-0		0-0-0		0-0-0		NEUTRAL		0-0-0		0-0-0		8-6-0					
13-13-0		1-1-0		0-1-0		NON-CONFERENCE		0-0-0		1-1-0		11-10-0					
1-2-0		0-0-0		0-0-0		HOME		0-0-0		0-0-0		1-2-0					
6-6-0		1-1-0		0-0-		AWAY		0-0-0		1-1-0		4-3-0					
6-5-0		0-0-0		0-0-0		NEUTRAL		0-0-0		0-0-0		6-5-0					
12-6-0		0-0-0		0-0-0		CONFERENCE		0-0-0		3-0-0		9-6-0					
5-1-0		0-0-0		0-0-0		HOME		0-0-0		3-0-0		2-1-0					
5-4-0		0-0-0		0-0-0		AWAY		0-0-0		0-0-0		5-4-0					
2-1-0		0-0-0		0-0-0		NEUTRAL		0-0-0		0-0-0		2-1-0					
RPI	S	Opponent		Score		RPI	S	Opponent		Score		RPI	S	Opponent		Score	
12	A	Mississippi St.		9	8	43	A	Binghamton		1	3	106	A	VCU		15	6
12	A	Mississippi St.		4	12							143	H	Canisius		11	4
												143	H	Canisius		10	7
												143	H	Canisius		13	3
												149	A	Hartford		16	18
												157	N	Central Conn. St.		2	3
												165	N	UMass Lowell		6	5
												168	N	Indiana St.		1	3
												168	N	Indiana St.		9	3
												185	A	Navy		2	3
												190	N	Penn		5	0
												190	N	Penn		4	5
												190	N	Penn		4	3
												198	A	Albany (NY)		9	6
												198	A	Albany (NY)		2	8
												198	H	Albany (NY)		2	1
												198	H	Albany (NY)		3	4
												208	H	Stony Brook		2	9
												211	A	George Mason		3	1
												211	A	George Mason		4	1
												211	A	George Mason		9	10
												214	A	Monmouth		5	4
												214	A	Monmouth		7	1
												214	A	Monmouth		2	7
												224	A	Holy Cross		6	2
												233	N	Army West Point		1	4
												198	A	Albany (NY)		9	6
												233	N	Army West Point		1	4
												198	A	Albany (NY)		2	8
												237	A	Quinnipiac		4	7
<hr/>																	
LAST 10 GAMES																	
248 H Rider						1	3	299 A Saint Peter's						27	6		
248 H Rider						10	1	299 A Saint Peter's						17	6		
248 H Rider						5	1	233 N Army West Point						1	4		
224 A Holy Cross						6	2	198 A Albany (NY)						9	6		
299 A Saint Peter's						6	2	198 A Albany (NY)						2	8		

Non-Div. I Games:

Marist

RPI	S	Opponent	Score	
237	A	Quinnipiac	0	2
237	A	Quinnipiac	2	4
246	N	Bucknell	10	8
246	N	Bucknell	5	0
246	N	Bucknell	3	7
248	H	Rider	10	1
248	H	Rider	5	1
248	H	Rider	1	3
256	N	Iona	1	3
256	N	Iona	5	1
256	N	Iona	10	3
299	A	Saint Peter's	27	6
299	A	Saint Peter's	17	6
299	A	Saint Peter's	6	2

Average RPI Win:	224	WON-LOST	WINNING	LAST 10	STRENGTH OF	OPP. STRENGTH	TEAM	ADJ	CONF.	ADJ CONF.		
Average RPI Loss:	153	RECORD	PCT. RANK	GAMES	SCHEDULE	OF SCHEDULE	RPI	RPI	RPI	RPI		
DIV. I ONLY		31-12-0	.72093	15	6-4-0	285	203	151	.49905	151	24	24
DIV. I NON-CONF.		13-7-0	.65	58	2-1-0	265	129	109	.52029	109	23	23
<hr/>												
TOTALS	RPI 1-25	RPI 26-50		W-L RECORDS		RPI 51-100		RPI 101-150		RPI 150+		
31-12-0	0-0-0	2-1-0		OVERALL		1-4-0		0-1-0		28-6-0		
20-5-0	0-0-0	0-0-0		HOME		1-1-0		0-0-0		19-4-0		
9-6-0	0-0-0	2-1-0		AWAY		0-3-0		0-1-0		7-1-0		
2-1-0	0-0-0	0-0-0		NEUTRAL		0-0-0		0-0-0		2-1-0		
13-7-0	0-0-0	2-1-0		NON-CONFERENCE		1-4-0		0-1-0		10-1-0		
5-1-0	0-0-0	0-0-0		HOME		1-1-0		0-0-0		4-0-0		
6-5-0	0-0-0	2-0-		AWAY		0-3-0		0-1-0		4-0-0		
2-1-0	0-0-0	0-0-0		NEUTRAL		0-0-0		0-0-0		2-1-0		
18-5-0	0-0-0	0-0-0		CONFERENCE		0-0-0		0-0-0		18-5-0		
15-4-0	0-0-0	0-0-0		HOME		0-0-0		0-0-0		15-4-0		
3-1-0	0-0-0	0-0-0		AWAY		0-0-0		0-0-0		3-1-0		
0-0-0	0-0-0	0-0-0		NEUTRAL		0-0-0		0-0-0		0-0-0		
RPI	S	Opponent	Score	RPI	S	Opponent	Score	RPI	S	Opponent	Score	
				26	A	Vanderbilt	5 3	54	H	Georgia Tech	0 3	
				26	A	Vanderbilt	5 2	54	H	Georgia Tech	1 0	
				26	A	Vanderbilt	2 6	71	A	Missouri	4 6	
								71	A	Missouri	2 7	
								71	A	Missouri	10 11	

Non-Div. I Games: Viterbo 9 2

Ill.-Chicago

RPI	S	Opponent	Score	
260	H	Youngstown St.	10	2
260	H	Youngstown St.	1	0
280	N	Grambling	9	3
282	A	Chicago St.	4	3
282	H	Chicago St.	7	0
282	H	Chicago St.	8	0
285	N	Prairie View	4	5
285	N	Prairie View	6	1

Ill.-Chicago

I
l
l
.
-
C
h
i
c
a
g
o

I
l
l
.
-
C
h
i
c
a
g
o

Average RPI Win: 172		WON-LOST RECORD		WINNING PCT. RANK		LAST 10 GAMES		STRENGTH OF SCHEDULE		OPP. STRENGTH OF SCHEDULE		TEAM RPI		ADJ RPI		CONF. RPI		ADJ CONF. RPI	
DIV. I ONLY		22-19-0		.53659 121		7-3-0		181		147		152		.49838 152		10		10	
DIV. I NON-CONF.		12-16-0		.42857 195		2-1-0		269		126		246		.44655 246		16		16	
TOTALS		RPI 1-25		RPI 26-50		W-L RECORDS		RPI 51-100		RPI 101-150		RPI 150+							
22-19-0		0-0-0		3-4-0		OVERALL		4-3-0		1-2-0		14-10-0							
14-7-0		0-0-0		3-2-0		HOME		1-2-0		1-1-0		9-2-0							
8-10-0		0-0-0		0-1-0		AWAY		3-1-0		0-0-0		5-8-0							
0-2-0		0-0-0		0-1-0		NEUTRAL		0-0-0		0-1-0		0-0-0							
12-16-0		0-0-0		1-3-0		NON-CONFERENCE		2-2-0		1-1-0		8-10-0							
9-5-0		0-0-0		1-1-0		HOME		1-2-0		1-0-0		6-2-0							
3-9-0		0-0-0		0-0-		AWAY		1-0-0		0-0-0		2-8-0							
0-2-0		0-0-0		0-1-0		NEUTRAL		0-0-0		0-1-0		0-0-0							
10-3-0		0-0-0		2-1-0		CONFERENCE		2-1-0		0-1-0		6-0-0							
5-2-0		0-0-0		2-1-0		HOME		0-0-0		0-1-0		3-0-0							
5-1-0		0-0-0		0-0-0		AWAY		2-1-0		0-0-0		3-0-0							
0-0-0		0-0-0		0-0-0		NEUTRAL		0-0-0		0-0-0		0-0-0							
RPI	S	Opponent		Score		RPI	S	Opponent		Score		RPI	S	Opponent		Score			
31	H	St. John's (NY)		7 4		61	A	Kansas		7 3		108	H	Xavier		1 2			
31	H	St. John's (NY)		5 1		80	H	Winthrop		0 4		138	H	Wichita St.		4 3			
31	H	St. John's (NY)		2 3		80	H	Winthrop		7 1		144	N	Saint Louis		3 7			
36	N	Michigan		6 7		80	H	Winthrop		1 2		160	H	UC Davis		1 12			
41	A	Nebraska		6 14		86	A	Seton Hall		2 1		160	H	UC Davis		2 1			
41	H	Nebraska		0 4		86	A	Seton Hall		0 1		160	H	UC Davis		4 3			
41	H	Nebraska		5 2		86	A	Seton Hall		4 3		175	A	UAB		1 14			
												175	A	UAB		2 3			
												175	A	UAB		1 5			
												194	A	Georgetown		6 4			
												194	A	Georgetown		7 5			
												194	A	Georgetown		11 9			
												207	A	Air Force		5 7			
												207	A	Air Force		9 12			
												247	H	Villanova		6 5			
												247	H	Villanova		2 1			
												247	H	Villanova		11 2			
												250	H	South Dakota St.		6 5			
												262	A	Abilene Christian		2 3			
												262	A	Abilene Christian		7 8			
												262	A	Abilene Christian		3 4			
												264	H	Utah Valley		19 5			
												264	H	Utah Valley		3 2			
												264	H	Utah Valley		6 5			
												264	H	Utah Valley		1 2			
												265	A	Santa Clara		3 1			
												281	A	Omaha		7 5			
LAST 10 GAMES																			
41	H	Nebraska		0 4		108	H	Xavier		1 2		264	H	Utah Valley		3 2			
281	A	Omaha		7 5		138	H	Wichita St.		4 3		264	H	Utah Valley		6 5			
86	A	Seton Hall		4 3		247	H	Villanova		2 1		264	H	Utah Valley		1 2			
86	A	Seton Hall		0 1		247	H	Villanova		11 2		265	A	Santa Clara		3 1			
86	A	Seton Hall		2 1		247	H	Villanova		6 5		281	A	Omaha		7 5			

Non-Div. I Games:

Creighton

Average RPI Win: 171		WON-LOST RECORD	WINNING PCT. RANK		LAST 10 GAMES	STRENGTH OF SCHEDULE	OPP. STRENGTH OF SCHEDULE	TEAM RPI	ADJ RPI	CONF. RPI	ADJ CONF. RPI									
Average RPI Loss: 145																				
DIV. I ONLY		25-25-0	.5	144	3-7-0	143	164	153	.49808	153	12	11								
DIV. I NON-CONF.		15-17-0	.46875	173	0-4-0	169	185	183	.48385	183	15	15								
<hr/>																				
TOTALS		RPI 1-25		RPI 26-50		W-L RECORDS		RPI 51-100		RPI 101-150		RPI 150+								
25-25-0		0-2-0		0-0-0		OVERALL		2-4-0		9-8-0		14-11-0								
13-12-0		0-0-0		0-0-0		HOME		2-3-0		5-3-0		6-6-0								
11-12-0		0-2-0		0-0-0		AWAY		0-1-0		4-5-0		7-4-0								
1-1-0		0-0-0		0-0-0		NEUTRAL		0-0-0		0-0-0		1-1-0								
15-17-0		0-2-0		0-0-0		NON-CONFERENCE		2-4-0		2-3-0		11-8-0								
8-8-0		0-0-0		0-0-0		HOME		2-3-0		1-1-0		5-4-0								
6-8-0		0-2-0		0-0-		AWAY		0-1-0		1-2-0		5-3-0								
1-1-0		0-0-0		0-0-0		NEUTRAL		0-0-0		0-0-0		1-1-0								
10-8-0		0-0-0		0-0-0		CONFERENCE		0-0-0		7-5-0		3-3-0								
5-4-0		0-0-0		0-0-0		HOME		0-0-0		4-2-0		1-2-0								
5-4-0		0-0-0		0-0-0		AWAY		0-0-0		3-3-0		2-1-0								
0-0-0		0-0-0		0-0-0		NEUTRAL		0-0-0		0-0-0		0-0-0								
RPI	S	Opponent		Score		RPI	S	Opponent		Score		RPI	S	Opponent		Score				
7	A	Clemson		2	9			65	H	Yale		3	2	101	H	Wright St.		0	3	
24	A	South Carolina		5	9			65	H	Yale		6	2	111	A	Western Caro.		7	10	
								65	H	Yale		15	18	111	A	Western Caro.		18	3	
								65	H	Yale		8	17	111	A	Western Caro.		3	9	
								80	A	Winthrop		3	4	112	H	Pittsburgh		4	3	
								80	H	Winthrop		6	10	114	H	Samford		6	3	
														114	H	Samford		7	5	
														114	H	Samford		2	8	
														126	H	Furman		21	2	
														126	H	Furman		9	8	
														126	H	Furman		4	12	
														127	A	Florida A&M		7	8	
														127	A	Florida A&M		4	17	
														127	A	Florida A&M		3	2	
														134	A	UNCG		12	13	
														134	A	UNCG		8	7	
														134	A	UNCG		13	4	
														173	A	Presbyterian		1	6	
														173	N	Presbyterian		10	9	
														185	A	Navy		6	3	
														186	A	ETSU		11	8	
														186	A	ETSU		14	5	
														186	A	ETSU		5	6	
														194	H	Georgetown		18	11	
														199	A	UNC Asheville		17	8	
														199	H	UNC Asheville		6	7	
														201	H	VMI		1	8	
<hr/>																				
LAST 10 GAMES																				
245	A	USC Upstate			5	6	24	A	South Carolina			5	9	186	A	ETSU			11	8
80	A	Winthrop			3	4	186	A	ETSU			14	5	199	A	UNC Asheville			17	8
111	A	Western Caro.			7	10	186	A	ETSU			5	6	199	H	UNC Asheville			6	7
111	A	Western Caro.			18	3	205	N	Charleston So.			2	5	201	H	VMI			1	8
111	A	Western Caro.			3	9														

Non-Div. I Games:

Wofford

RPI	S	Opponent	Score	
201	H	VMI	3	4
201	H	VMI	13	3
205	N	Charleston So.	2	5
214	H	Monmouth	16	4
214	H	Monmouth	4	6
215	H	James Madison	1	5
245	A	USC Upstate	10	14
245	A	USC Upstate	5	6
245	H	USC Upstate	4	2
247	A	Villanova	7	3
247	A	Villanova	13	0
247	A	Villanova	8	0
255	H	Longwood	6	5
277	H	La Salle	6	7
277	H	La Salle	6	1

Wofford

W
o
f
f
o
r
d

W
o
f
f
o
r
d

Non-Div. I Games:	DePauw	8	1	Lewis	7	3
-------------------	--------	---	---	-------	---	---

Butler

RPI	S	Opponent	Score	
277	N	La Salle	3	1
282	A	Chicago St.	6	2
286	A	Alcorn	8	13
286	A	Alcorn	3	2
286	A	Alcorn	5	0
286	A	Alcorn	1	5
296	A	Fort Wayne	10	3
296	H	Fort Wayne	13	3
296	H	Fort Wayne	2	0

Butler

Average RPI Win:		196	WON-LOST RECORD		WINNING PCT. RANK		LAST 10 GAMES		STRENGTH OF SCHEDULE		OPP. STRENGTH OF SCHEDULE		TEAM RPI		ADJ RPI		CONF. RPI		ADJ CONF. RPI				
Average RPI Loss:		97																					
DIV. I ONLY			26-24-0		.52 140		6-4-0		137		176		155		.49779 155		11		12				
DIV. I NON-CONF.			14-12-0		.53846 127		1-1-0		231		206		218		.46925 217		14		14				
TOTALS		RPI 1-25		RPI 26-50		W-L RECORDS		RPI 51-100		RPI 101-150		RPI 150+											
26-24-0		1-4-0		2-8-0		OVERALL		0-5-0		7-2-0		16-5-0											
20-8-0		0-1-0		1-2-0		HOME		0-1-0		5-1-0		14-3-0											
5-13-0		0-1-0		1-5-0		AWAY		0-4-0		2-1-0		2-2-0											
1-3-0		1-2-0		0-1-0		NEUTRAL		0-0-0		0-0-0		0-0-0											
14-12-0		1-4-0		1-3-0		NON-CONFERENCE		0-2-0		0-0-0		12-3-0											
13-4-0		0-1-0		1-0-0		HOME		0-1-0		0-0-0		12-2-0											
0-5-0		0-1-0		0-0-		AWAY		0-1-0		0-0-0		0-1-0											
1-3-0		1-2-0		0-1-0		NEUTRAL		0-0-0		0-0-0		0-0-0											
12-12-0		0-0-0		1-5-0		CONFERENCE		0-3-0		7-2-0		4-2-0											
7-4-0		0-0-0		0-2-0		HOME		0-0-0		5-1-0		2-1-0											
5-8-0		0-0-0		1-3-0		AWAY		0-3-0		2-1-0		2-1-0											
0-0-0		0-0-0		0-0-0		NEUTRAL		0-0-0		0-0-0		0-0-0											
RPI	S	Opponent		Score		RPI	S	Opponent		Score		RPI	S	Opponent		Score		RPI	S	Opponent		Score	
11	N	Wake Forest		0	5	29	A	Houston		3	5	63	A	Sam Houston St.		5	6	118	A	Lamar University		2	0
11	N	Wake Forest		12	5	34	A	Southeastern La.		3	2	63	A	Sam Houston St.		2	11	118	A	Lamar University		5	4
16	A	LSU		2	3	34	H	Southeastern La.		0	4	63	A	Sam Houston St.		3	8	118	A	Lamar University		5	7
17	N	Southern Miss.		8	16	34	H	Southeastern La.		6	11	82	A	Tulane		3	9	129	H	Houston Baptist		3	2
20	H	West Virginia		1	8	35	N	Ole Miss		0	5	82	H	Tulane		2	3	129	H	Houston Baptist		2	1
						45	A	McNeese		8	11							129	H	Houston Baptist		3	1
						45	A	McNeese		2	9							145	H	SFA		3	1
						45	A	McNeese		3	12							145	H	SFA		15	6
						49	A	Louisiana		2	18							145	H	SFA		2	4
						49	H	Louisiana		3	1							212	H	Brown		4	3
																		212	H	Brown		4	1
																		212	H	Brown		3	1
																		227	H	Jackson St.		4	2
																		228	A	Northwestern St.		9	1
																		228	A	Northwestern St.		5	8
																		228	A	Northwestern St.		8	4
																		253	H	LIU Brooklyn		3	0
																		270	H	Incarnate Word		9	8
																		270	H	Incarnate Word		4	1
																		270	H	Incarnate Word		4	5
																		272	H	Hofstra		3	10
																		273	H	Texas Southern		2	3
						227	H	Jackson St.		4	2	118	A	Lamar University		5	7	273	H	Texas Southern		2	1
						145	H	SFA		3	1	118	A	Lamar University		2	0	273	H	Texas Southern		10	1
						145	H	SFA		2	4	293	A	Southern U.		5	6	275	H	Wagner		11	4
						145	H	SFA		15	6	34	H	Southeastern La.		6	11	286	H	Alcorn		7	6
						118	A	Lamar University		5	4	34	A	Southeastern La.		3	2	286	H	Alcorn		13	5

Non-Div. I Games:

Nicholls St.

RPI	S	Opponent	Score	
292	H	Mississippi Val.	4	3
293	A	Southern U.	5	6
293	H	Southern U.	10	9

Nicholls St.

[illegible]

Non-Div. I Games:

Ohio St.

Average RPI Win:		224	WON-LOST RECORD		WINNING PCT. RANK		LAST 10 GAMES		STRENGTH OF SCHEDULE		OPP. STRENGTH OF SCHEDULE		TEAM RPI		ADJ RPI		CONF. RPI		ADJ CONF. RPI		
DIV. I ONLY			26-18-0		.59091 81		7-3-0		212		265		157		.49582 157		30		29		
DIV. I NON-CONF.			11-13-0		.45833 180		2-2-0		44		212		110		.51997 110		27		27		
TOTALS		RPI 1-25		RPI 26-50		W-L RECORDS		RPI 51-100		RPI 101-150		RPI 150+									
26-18-0		0-4-0		2-4-0		OVERALL		0-0-0		4-2-0		20-8-0									
13-7-0		0-0-0		1-2-0		HOME		0-0-0		3-2-0		9-3-0									
8-10-0		0-4-0		1-2-0		AWAY		0-0-0		0-0-0		7-4-0									
5-1-0		0-0-0		0-0-0		NEUTRAL		0-0-0		1-0-0		4-1-0									
11-13-0		0-4-0		2-4-0		NON-CONFERENCE		0-0-0		2-0-0		7-5-0									
4-3-0		0-0-0		1-2-0		HOME		0-0-0		1-0-0		2-1-0									
2-9-0		0-4-0		1-0-		AWAY		0-0-0		0-0-0		1-3-0									
5-1-0		0-0-0		0-0-0		NEUTRAL		0-0-0		1-0-0		4-1-0									
15-5-0		0-0-0		0-0-0		CONFERENCE		0-0-0		2-2-0		13-3-0									
9-4-0		0-0-0		0-0-0		HOME		0-0-0		2-2-0		7-2-0									
6-1-0		0-0-0		0-0-0		AWAY		0-0-0		0-0-0		6-1-0									
0-0-0		0-0-0		0-0-0		NEUTRAL		0-0-0		0-0-0		0-0-0									
RPI	S	Opponent		Score		RPI	S	Opponent		Score		RPI	S	Opponent		Score					
22	A	Oklahoma		0	3	43	A	Binghamton		1	6			146	H	Bryant		3	6		
22	A	Oklahoma		2	11	43	A	Binghamton		3	2			146	H	Bryant		0	7		
22	A	Oklahoma		1	6	43	A	Binghamton		2	3			146	H	Bryant		8	0		
22	A	Oklahoma		2	13	43	H	Binghamton		0	3			146	H	Bryant		9	7		
						43	H	Binghamton		2	1			149	H	Hartford		6	4		
						46	H	UConn		5	7			150	N	Marist		3	2		
														165	H	UMass Lowell		5	0		
														185	A	Navy		3	7		
														185	A	Navy		6	11		
														216	N	Maine		6	3		
														216	N	Maine		3	6		
														224	N	Holy Cross		3	2		
														237	A	Quinnipiac		24	13		
														237	H	Quinnipiac		6	3		
														250	N	South Dakota St.		15	6		
														250	N	South Dakota St.		6	4		
														253	A	LIU Brooklyn		5	0		
														253	A	LIU Brooklyn		9	8		
														253	A	LIU Brooklyn		4	6		
														253	A	LIU Brooklyn		3	0		
														257	A	Siena		4	5		
														258	H	Sacred Heart		3	4		
														258	H	Sacred Heart		9	1		
														258	H	Sacred Heart		2	1		
														258	H	Sacred Heart		11	5		
														258	H	Sacred Heart		9	5		
														258	H	Sacred Heart		2	6		
LAST 10 GAMES														258	H	Sacred Heart		3	4		
						258	H	Sacred Heart		9	5	43	A	Binghamton		3	2	258	H	Sacred Heart	
						258	H	Sacred Heart		9	1	43	A	Binghamton		1	6	258	H	Sacred Heart	
						258	H	Sacred Heart		11	5	146	H	Bryant		9	7	258	H	Sacred Heart	
						237	A	Quinnipiac		24	13	146	H	Bryant		8	0	258	H	Sacred Heart	
						43	A	Binghamton		2	3	146	H	Bryant		0	7	258	H	Sacred Heart	

Non-Div. I Games:

Central Conn. St.




RPI	S	Opponent	Score	
267	H	Massachusetts	0	15
297	A	Mt. St. Mary's	11	3
297	A	Mt. St. Mary's	7	5
297	A	Mt. St. Mary's	7	2
297	H	Mt. St. Mary's	4	0
297	H	Mt. St. Mary's	2	0
297	H	Mt. St. Mary's	9	1

Central Conn. St.

C
e
n
t
r
a
l
C
o
n
n
.
S
t
.

C
e
n
t
r
a
l
C
o
n
n
.
S
t
.

Non-Div. I Games:

 Tie,  Loss,  Non-Conf, S Site, H Home, A Away, N Neutral Page 231

RPI	S	Opponent	Score	
230	A	Eastern Ky.	7	3
230	A	Eastern Ky.	2	6
230	A	Eastern Ky.	2	0
251	A	Western Ky.	2	3
251	H	Western Ky.	11	3
259	H	Evansville	3	0
271	H	Bowling Green	7	5
295	H	Alabama A&M	10	7

Belmont

Average RPI Win:		217	WON-LOST RECORD		WINNING PCT. RANK		LAST 10 GAMES		STRENGTH OF SCHEDULE		OPP. STRENGTH OF SCHEDULE		TEAM RPI		ADJ RPI		CONF. RPI		ADJ CONF. RPI	
DIV. I ONLY			27-18-0		.675		7-3-0		267		258		159		.49501		159		26	
DIV. I NON-CONF.			13-14-0		.48148		2-1-0		180		229		150		.50134		150		25	
TOTALS		RPI 1-25		RPI 26-50		W-L RECORDS		RPI 51-100		RPI 101-150		RPI 150+								
27-18-0		0-0-0		0-1-0		OVERALL		1-2-0		4-6-0		22-9-0								
11-4-0		0-0-0		0-1-0		HOME		1-0-0		1-1-0		9-2-0								
15-12-0		0-0-0		0-0-0		AWAY		0-2-0		3-5-0		12-5-0								
1-2-0		0-0-0		0-0-0		NEUTRAL		0-0-0		0-0-0		1-2-0								
13-14-0		0-0-0		0-1-0		NON-CONFERENCE		1-2-0		4-6-0		8-5-0								
3-3-0		0-0-0		0-1-0		HOME		1-0-0		1-1-0		1-1-0								
9-9-0		0-0-0		0-0-		AWAY		0-2-0		3-5-0		6-2-0								
1-2-0		0-0-0		0-0-0		NEUTRAL		0-0-0		0-0-0		1-2-0								
14-4-0		0-0-0		0-0-0		CONFERENCE		0-0-0		0-0-0		14-4-0								
8-1-0		0-0-0		0-0-0		HOME		0-0-0		0-0-0		8-1-0								
6-3-0		0-0-0		0-0-0		AWAY		0-0-0		0-0-0		6-3-0								
0-0-0		0-0-0		0-0-0		NEUTRAL		0-0-0		0-0-0		0-0-0								
RPI	S	Opponent		Score		RPI	S	Opponent		Score		RPI	S	Opponent		Score				
				46	H	UConn	1	6	65	H	Yale	5	1	106	A	VCU	3	4		
									81	A	Bethune-Cookman	5	9	106	A	VCU	1	2		
									81	A	Bethune-Cookman	5	7	106	A	VCU	4	5		
														118	A	Lamar University	6	2		
														118	A	Lamar University	9	19		
														118	A	Lamar University	1	5		
														118	A	Lamar University	7	6		
														149	A	Hartford	10	2		
														149	H	Hartford	7	3		
														149	H	Hartford	3	4		
														169	A	Stetson	5	2		
														169	A	Stetson	0	3		
														169	A	Stetson	6	0		
														189	A	Niagara	4	1		
														189	A	Niagara	7	11		
														189	A	Niagara	5	6		
														190	N	Penn	0	8		
														190	N	Penn	7	5		
														190	N	Penn	3	6		
														208	A	Stony Brook	1	0		
														208	A	Stony Brook	2	1		
LAST 10 GAMES																				
				214	H	Monmouth	9	2	189	A	Niagara	7	11	214	H	Monmouth	9	2		
				214	H	Monmouth	7	6	189	A	Niagara	5	6	214	H	Monmouth	15	9		
				214	H	Monmouth	15	9	208	A	Stony Brook	1	0	218	H	Fordham	6	3		
				290	A	NJIT	12	13	208	A	Stony Brook	2	1	248	A	Rider	9	1		
				189	A	Niagara	4	1	257	A	Siena	19	0	248	A	Rider	5	6		

Non-Div. I Games:

Fairfield

RPI	S	Opponent	Score	
248	A	Rider	1	0
257	A	Siena	7	1
257	A	Siena	19	0
257	A	Siena	2	0
258	H	Sacred Heart	5	8
266	H	Manhattan	6	4
266	H	Manhattan	6	0
266	H	Manhattan	6	13
272	A	Hofstra	17	11
290	A	NJIT	12	13
298	A	NYIT	8	2
299	H	Saint Peter's	3	2
299	H	Saint Peter's	7	1
299	H	Saint Peter's	6	4

Fairfield

F
a
i
r
f
i
e
l
d

F
a
i
r
f
i
e
l
d

U
C
D
a
v
i
s

UC Davis

RPI	S	Opponent	Score	
272	A	Hofstra	20	7
272	A	Hofstra	3	6
272	A	Hofstra	7	4

UNCW

U
N
C
W

U
N
C
W

U
M
B
C

UMBC

RPI	S	Opponent	Score	
240	A	Towson	2	4
240	H	Towson	3	7
294	H	Coppin St.	4	10
297	H	Mt. St. Mary's	14	1
297	H	Mt. St. Mary's	19	7

UMBC

U
M
B
C

U
M
B
C

Average RPI Win:		124	WON-LOST RECORD		WINNING PCT. RANK		LAST 10 GAMES		STRENGTH OF SCHEDULE		OPP. STRENGTH OF SCHEDULE		TEAM RPI		ADJ RPI		CONF. RPI		ADJ CONF. RPI				
DIV. I ONLY			17-29-0		.36957	243		0-1-0		50		83		163		.49328		163		8		8	
DIV. I NON-CONF.			13-18-0		.41935	200		0-1-0		24		89		126		.51148		126		8		8	
TOTALS		RPI 1-25		RPI 26-50				W-L RECORDS		RPI 51-100				RPI 101-150				RPI 150+					
17-29-0		2-1-0		1-9-0				OVERALL		7-10-0				2-4-0				5-5-0					
9-16-0		2-1-0		0-6-0				HOME		2-4-0				1-2-0				4-3-0					
7-11-0		0-0-0		1-2-0				AWAY		4-5-0				1-2-0				1-2-0					
1-2-0		0-0-0		0-1-0				NEUTRAL		1-1-0				0-0-0				0-0-0					
13-18-0		2-1-0		0-4-0				NON-CONFERENCE		7-10-0				0-0-0				4-3-0					
7-9-0		2-1-0		0-3-0				HOME		2-4-0				0-0-0				3-1-0					
5-7-0		0-0-0		0-0-				AWAY		4-5-0				0-0-0				1-2-0					
1-2-0		0-0-0		0-1-0				NEUTRAL		1-1-0				0-0-0				0-0-0					
4-11-0		0-0-0		1-5-0				CONFERENCE		0-0-0				2-4-0				1-2-0					
2-7-0		0-0-0		0-3-0				HOME		0-0-0				1-2-0				1-2-0					
2-4-0		0-0-0		1-2-0				AWAY		0-0-0				1-2-0				0-0-0					
0-0-0		0-0-0		0-0-0				NEUTRAL		0-0-0				0-0-0				0-0-0					
RPI	S	Opponent		Score		RPI	S	Opponent		Score		RPI	S	Opponent		Score		RPI	S	Opponent		Score	
6	H	TCU		11	2	28	H	Long Beach St.		0	4	51	A	San Diego		8	7	124	H	Cal Poly		5	6
6	H	TCU		7	16	28	H	Long Beach St.		2	5	51	A	San Diego		6	14	124	H	Cal Poly		3	2
6	H	TCU		6	3	28	H	Long Beach St.		2	8	51	H	San Diego		1	5	124	H	Cal Poly		2	3
						29	H	Houston		3	7	53	A	UCLA		5	3	137	A	UC Santa Barbara		7	8
						29	H	Houston		4	5	62	A	Loyola Marymount		7	6	137	A	UC Santa Barbara		8	7
						29	H	Houston		3	4	62	H	Loyola Marymount		2	4	137	A	UC Santa Barbara		3	11
						32	A	Cal St. Fullerton		12	4	73	H	Minnesota		8	9	167	H	CSUN		8	4
						32	A	Cal St. Fullerton		3	5	73	H	Minnesota		7	5	167	H	CSUN		1	2
						32	A	Cal St. Fullerton		2	3	75	A	Oregon		2	7	167	H	CSUN		5	6
						37	N	Tennessee		9	10	75	A	Oregon		3	6	172	A	CSU Bakersfield		4	5
												75	A	Oregon		1	10	172	H	CSU Bakersfield		2	14
												75	N	Oregon		5	11	274	A	Seattle U		2	8
												91	A	San Diego St.		3	9	274	A	Seattle U		3	2
												91	H	San Diego St.		7	5	278	H	Portland		5	3
												93	N	Notre Dame		18	4	278	H	Portland		6	3
												100	A	Southern California		14	3	278	H	Portland		3	1
												100	H	Southern California		7	9						
LAST 10 GAMES																							
						100	H	Southern California		7	9	172	A	CSU Bakersfield		4	5						
						51	H	San Diego		1	5	32	A	Cal St. Fullerton		12	4						
						167	H	CSUN		1	2	32	A	Cal St. Fullerton		2	3						
						167	H	CSUN		8	4	32	A	Cal St. Fullerton		3	5						
						167	H	CSUN		5	6	51	A	San Diego		8	7						

Non-Div. I Games:

UC Irvine

[illegible]

Non-Div. I Games:

Delaware

RPI	S	Opponent	Score	
248	N	Rider	21	6
272	H	Hofstra	11	4
272	H	Hofstra	8	4
272	H	Hofstra	17	7
275	H	Wagner	19	6
275	H	Wagner	21	8
275	H	Wagner	15	7
276	H	Delaware St.	15	5
277	A	La Salle	3	7

D
e
l
a
w
a
r
e

D
e
l
a
w
a
r
e

Delaware

Average RPI Win:	186	WON-LOST RECORD	WINNING PCT. RANK	LAST 10 GAMES	STRENGTH OF SCHEDULE	OPP. STRENGTH OF SCHEDULE	TEAM RPI	ADJ RPI	CONF. RPI	ADJ CONF. RPI		
DIV. I ONLY		22-23-0	.48889	160	2-8-0	149	186	165	.49233	165	15	15
DIV. I NON-CONF.		12-13-0	.48	167	0-3-0	192	200	172	.48936	172	17	17
<hr/>												
TOTALS	RPI 1-25	RPI 26-50			W-L RECORDS		RPI 51-100		RPI 101-150		RPI 150+	
22-23-0	0-0-0	2-9-0			OVERALL		2-2-0		3-3-0		15-9-0	
9-7-0	0-0-0	0-0-0			HOME		0-1-0		2-1-0		7-5-0	
5-9-0	0-0-0	0-4-0			AWAY		1-1-0		1-1-0		3-3-0	
8-7-0	0-0-0	2-5-0			NEUTRAL		1-0-0		0-1-0		5-1-0	
12-13-0	0-0-0	1-5-0			NON-CONFERENCE		2-2-0		1-2-0		8-4-0	
1-3-0	0-0-0	0-0-0			HOME		0-1-0		0-0-0		1-2-0	
4-4-0	0-0-0	0-0-			AWAY		1-1-0		1-1-0		2-1-0	
7-6-0	0-0-0	1-4-0			NEUTRAL		1-0-0		0-1-0		5-1-0	
10-10-0	0-0-0	1-4-0			CONFERENCE		0-0-0		2-1-0		7-5-0	
8-4-0	0-0-0	0-0-0			HOME		0-0-0		2-1-0		6-3-0	
1-5-0	0-0-0	0-3-0			AWAY		0-0-0		0-0-0		1-2-0	
1-1-0	0-0-0	1-1-0			NEUTRAL		0-0-0		0-0-0		0-0-0	
RPI	S	Opponent	Score	RPI	S	Opponent	Score	RPI	S	Opponent	Score	
31	N	St. John's (NY)	3 6	65	A	Yale	3 4	119	A	Dartmouth	9 5	
43	A	Binghamton	2 5	87	H	Boston College	1 6	148	A	Davidson	5 8	
43	A	Binghamton	5 6	93	N	Notre Dame	8 0	149	H	Hartford	1 5	
43	A	Binghamton	2 6	97	A	William & Mary	13 6	149	H	Hartford	20 1	
43	N	Binghamton	0 1					149	H	Hartford	3 2	
43	N	Binghamton	5 2					150	N	Marist	5 6	
46	N	UConn	3 5					157	A	Central Conn. St.	0 5	
46	N	UConn	11 8					162	A	UMBC	6 2	
46	N	UConn	1 7					162	A	UMBC	2 5	
46	N	UConn	3 7					162	A	UMBC	2 5	
48	A	North Carolina St.	0 8					164	A	Delaware	6 5	
								183	H	Harvard	3 4	
								198	H	Albany (NY)	2 4	
								198	H	Albany (NY)	18 0	
								198	H	Albany (NY)	4 0	
								208	H	Stony Brook	1 4	
								208	H	Stony Brook	7 5	
								208	H	Stony Brook	4 0	
								212	H	Brown	3 0	
								212	H	Brown	7 8	
								216	H	Maine	5 8	
								216	H	Maine	4 3	
								216	H	Maine	3 0	
								240	N	Towson	10 8	
								263	N	Dayton	8 13	
								266	N	Manhattan	10 1	
								266	N	Manhattan	5 2	
LAST 10 GAMES												
65	A	Yale	3 4	149	H	Hartford	3 2	216	H	Maine	4 3	
43	A	Binghamton	2 5	149	H	Hartford	1 5	240	N	Towson	10 8	
43	A	Binghamton	5 6	149	H	Hartford	20 1	263	N	Dayton	8 13	
43	A	Binghamton	2 6	183	H	Harvard	3 4	266	N	Manhattan	10 1	
87	H	Boston College	1 6	162	A	UMBC	2 5	266	N	Manhattan	5 2	

Non-Div. I Games:

UMass Lowell

RPI	S	Opponent	Score	
267	A	Massachusetts	6	0
283	N	Lehigh	3	2
289	N	Fairleigh Dickinson	12	9

UMass Lowell

U
M
a
s
s
L
o
w
e
l
l

U
M
a
s
s
L
o
w
e
l
l

Average RPI Win:	176	WON-LOST RECORD	WINNING PCT. RANK	LAST 10 GAMES	STRENGTH OF SCHEDULE	OPP. STRENGTH OF SCHEDULE	TEAM RPI	ADJ RPI	CONF. RPI	ADJ CONF. RPI		
DIV. I ONLY		22-25-0	.46809	176	3-7-0	107	205	166	.49121	166	18	18
DIV. I NON-CONF.		13-13-0	.5	144	1-1-0	100	234	164	.49409	164	19	19
<hr/>												
TOTALS	RPI 1-25	RPI 26-50		W-L RECORDS		RPI 51-100		RPI 101-150		RPI 150+		
22-25-0	0-1-0	0-0-0		OVERALL		1-5-0		7-7-0		14-12-0		
15-12-0	0-0-0	0-0-0		HOME		1-2-0		5-3-0		9-7-0		
7-13-0	0-1-0	0-0-0		AWAY		0-3-0		2-4-0		5-5-0		
0-0-0	0-0-0	0-0-0		NEUTRAL		0-0-0		0-0-0		0-0-0		
13-13-0	0-1-0	0-0-0		NON-CONFERENCE		0-0-0		6-5-0		7-7-0		
10-8-0	0-0-0	0-0-0		HOME		0-0-0		5-3-0		5-5-0		
3-5-0	0-1-0	0-0-		AWAY		0-0-0		1-2-0		2-2-0		
0-0-0	0-0-0	0-0-0		NEUTRAL		0-0-0		0-0-0		0-0-0		
9-12-0	0-0-0	0-0-0		CONFERENCE		1-5-0		1-2-0		7-5-0		
5-4-0	0-0-0	0-0-0		HOME		1-2-0		0-0-0		4-2-0		
4-8-0	0-0-0	0-0-0		AWAY		0-3-0		1-2-0		3-3-0		
0-0-0	0-0-0	0-0-0		NEUTRAL		0-0-0		0-0-0		0-0-0		
RPI	S	Opponent	Score	RPI	S	Opponent	Score	RPI	S	Opponent	Score	
2	A	North Carolina	1 11					56	H	Liberty	8 10	
								56	H	Liberty	10 8	
								56	H	Liberty	4 17	
								80	A	Winthrop	6 7	
								80	A	Winthrop	1 3	
								80	A	Winthrop	1 3	
								101	H	Wright St.	9 8	
								101	H	Wright St.	6 8	
								111	A	Western Caro.	15 13	
								111	H	Western Caro.	7 5	
								122	A	High Point	4 6	
								122	A	High Point	7 12	
								122	A	High Point	7 2	
								126	A	Furman	10 27	
								126	H	Furman	5 0	
								143	H	Canisius	5 0	
								143	H	Canisius	6 5	
								143	H	Canisius	7 10	
								143	H	Canisius	5 9	
								148	A	Davidson	2 11	
								162	H	UMBC	0 6	
								162	H	UMBC	5 2	
								162	H	UMBC	4 3	
								171	H	Appalachian St.	1 5	
								171	H	Appalachian St.	2 4	
								171	H	Appalachian St.	4 5	
								173	A	Presbyterian	1 2	
								173	A	Presbyterian	1 2	
								173	A	Presbyterian	10 4	
								186	A	ETSU	4 19	
								186	A	ETSU	5 1	
								186	A	ETSU	4 5	
								194	H	Georgetown	8 1	
				LAST 10 GAMES								
				80	A	Winthrop	1 3	173	A	Presbyterian	1 2	
				80	A	Winthrop	1 3	173	A	Presbyterian	10 4	
				80	A	Winthrop	6 7	126	H	Furman	5 0	
				126	A	Furman	10 27	56	H	Liberty	4 17	
				173	A	Presbyterian	1 2	56	H	Liberty	10 8	

Non-Div. I Games:

Gardner-Webb

RPI	S	Opponent	Score	
194	H	Georgetown	4	3
194	H	Georgetown	2	4
205	A	Charleston So.	6	3
205	A	Charleston So.	7	5
205	A	Charleston So.	2	18
222	H	Campbell	2	7
222	H	Campbell	6	8
222	H	Campbell	10	9
237	H	Quinnipiac	5	2
245	A	USC Upstate	10	5
255	H	Longwood	4	2
255	H	Longwood	4	3
255	H	Longwood	7	2

Gardner-Webb

G
a
r
d
n
e
r
-
W
e
b
b

G
a
r
d
n
e
r
-
W
e
b
b

CSUN

Average RPI Win: 140		WON-LOST RECORD	WINNING PCT. RANK	LAST 10 GAMES	STRENGTH OF SCHEDULE	OPP. STRENGTH OF SCHEDULE	TEAM RPI	ADJ RPI	CONF. RPI	ADJ CONF. RPI			
Average RPI Loss: 128													
DIV. I ONLY		24-25-0	.4898 155	6-4-0	160	89	167	.49119 167	8	8			
DIV. I NON-CONF.		14-17-0	.45161 187	1-1-0	142	128	194	.47918 194	8	8			
TOTALS		RPI 1-25	RPI 26-50		W-L RECORDS		RPI 51-100		RPI 101-150		RPI 150+		
24-25-0	0-0-0		3-3-0		OVERALL		2-6-0		10-7-0		9-9-0		
16-13-0	0-0-0		0-0-0		HOME		2-4-0		9-4-0		5-5-0		
8-12-0	0-0-0		3-3-0		AWAY		0-2-0		1-3-0		4-4-0		
0-0-0	0-0-0		0-0-0		NEUTRAL		0-0-0		0-0-0		0-0-0		
14-17-0	0-0-0		2-1-0		NON-CONFERENCE		2-6-0		4-4-0		6-6-0		
10-10-0	0-0-0		0-0-0		HOME		2-4-0		3-1-0		5-5-0		
4-7-0	0-0-0		2-0-		AWAY		0-2-0		1-3-0		1-1-0		
0-0-0	0-0-0		0-0-0		NEUTRAL		0-0-0		0-0-0		0-0-0		
10-8-0	0-0-0		1-2-0		CONFERENCE		0-0-0		6-3-0		3-3-0		
6-3-0	0-0-0		0-0-0		HOME		0-0-0		6-3-0		0-0-0		
4-5-0	0-0-0		1-2-0		AWAY		0-0-0		0-0-0		3-3-0		
0-0-0	0-0-0		0-0-0		NEUTRAL		0-0-0		0-0-0		0-0-0		
RPI	S	Opponent	Score	RPI	S	Opponent	Score	RPI	S	Opponent	Score		
				26	A	Vanderbilt	6 4	53	A	UCLA	2 7		
				26	A	Vanderbilt	4 1	53	H	UCLA	6 5		
				26	A	Vanderbilt	3 11	62	A	Loyola Marymount	1 6		
				28	A	Long Beach St.	2 6	62	H	Loyola Marymount	10 18		
				28	A	Long Beach St.	0 4	67	H	Saint Mary's (CA)	1 2		
				28	A	Long Beach St.	8 5	67	H	Saint Mary's (CA)	0 10		
								67	H	Saint Mary's (CA)	5 4		
								67	H	Saint Mary's (CA)	3 4		
										116	H	Purdue	16 8
										116	H	Purdue	3 9
										116	H	Purdue	5 4
										116	H	Purdue	4 1
										133	H	UC Riverside	3 0
										133	H	UC Riverside	10 3
										133	H	UC Riverside	10 4
										137	H	UC Santa Barbara	7 3
										137	H	UC Santa Barbara	6 15
										137	H	UC Santa Barbara	10 8
										147	H	Hawaii	8 7
										147	H	Hawaii	6 7
										147	H	Hawaii	4 9
										160	A	UC Davis	2 8
										160	A	UC Davis	4 2
										160	A	UC Davis	5 7
										163	A	UC Irvine	2 1
										163	A	UC Irvine	4 8
										163	A	UC Irvine	6 5
				172	H	CSU Bakersfield	3 2	147	H	Hawaii	4 9		
				163	A	UC Irvine	2 1	147	H	Hawaii	8 7		
				163	A	UC Irvine	4 8	62	H	Loyola Marymount	10 18		
				163	A	UC Irvine	6 5	133	H	UC Riverside	10 3		
				147	H	Hawaii	6 7	133	H	UC Riverside	3 0		
										209	A	Pepperdine	13 7
										209	H	Pepperdine	4 16

Non-Div. I Games:

CSUN

RPI	S	Opponent	Score	
224	H	Holy Cross	10	5
240	H	Towson	1	4
240	H	Towson	5	6
240	H	Towson	2	7
240	H	Towson	11	5
278	H	Portland	6	0
278	H	Portland	3	4
278	H	Portland	3	0

CSUN

C
S
U
N

C
S
U
N

Average RPI Win: 197		WON-LOST	WINNING	LAST 10	STRENGTH OF		OPP. STRENGTH	TEAM	ADJ	CONF.	ADJ CONF.
Average RPI Loss: 134		RECORD	PCT. RANK	GAMES	SCHEDULE		OF SCHEDULE	RPI	RPI	RPI	RPI
DIV. I ONLY		24-20-0	.54545	110	6-4-0		274	113	168	.49061	168
DIV. I NON-CONF.		14-14-0	.5	144	0-1-0		262	66	167	.49302	167
TOTALS		RPI 1-25	RPI 26-50		W-L RECORDS		RPI 51-100		RPI 101-150		RPI 150+
24-20-0		1-3-0	0-0-0		OVERALL		2-5-0		2-5-0		19-7-0
10-3-0		0-1-0	0-0-0		HOME		0-0-0		0-1-0		10-1-0
12-15-0		1-2-0	0-0-0		AWAY		2-5-0		1-3-0		8-5-0
2-2-0		0-0-0	0-0-0		NEUTRAL		0-0-0		1-1-0		1-1-0
14-14-0		1-3-0	0-0-0		NON-CONFERENCE		2-2-0		2-5-0		9-4-0
5-2-0		0-1-0	0-0-0		HOME		0-0-0		0-1-0		5-0-0
7-11-0		1-2-0	0-0-		AWAY		2-2-0		1-3-0		3-4-0
2-1-0		0-0-0	0-0-0		NEUTRAL		0-0-0		1-1-0		1-0-0
10-6-0		0-0-0	0-0-0		CONFERENCE		0-3-0		0-0-0		10-3-0
5-1-0		0-0-0	0-0-0		HOME		0-0-0		0-0-0		5-1-0
5-4-0		0-0-0	0-0-0		AWAY		0-3-0		0-0-0		5-1-0
0-1-0		0-0-0	0-0-0		NEUTRAL		0-0-0		0-0-0		0-1-0
RPI S	Opponent	Score	RPI S	Opponent	Score	RPI S	Opponent	Score	RPI S	Opponent	Score
12 A	Mississippi St.	6 11				52 A	DBU	2 3	116 A	Purdue	5 2
12 A	Mississippi St.	1 9				52 A	DBU	12 20	116 H	Purdue	7 10
23 A	Indiana	7 3				52 A	DBU	0 1	120 A	Illinois	4 6
23 H	Indiana	0 2				68 A	Washington	5 3	120 A	Illinois	2 5
						68 A	Washington	0 8	120 A	Illinois	1 2
						68 A	Washington	4 2	150 N	Marist	3 9
						68 A	Washington	2 3	150 N	Marist	3 1
									174 A	Austin Peay	12 9
									181 H	Bradley	4 1
									181 H	Bradley	6 4
									181 H	Bradley	5 4
									182 H	Southern Ill.	4 1
									182 H	Southern Ill.	1 2
									182 H	Southern Ill.	15 2
									193 A	Eastern Ill.	7 8
									193 H	Eastern Ill.	2 1
									217 H	Oakland	8 4
									217 H	Oakland	5 4
									217 H	Oakland	9 5
									241 H	Northern Ill.	17 8
									259 A	Evansville	5 3
									259 A	Evansville	1 4
									259 A	Evansville	9 1
									260 N	Youngstown St.	14 4
									264 A	Utah Valley	7 9
									264 A	Utah Valley	11 8
									264 A	Utah Valley	10 5
			LAST 10 GAMES								
			279 A	Illinois St.	4 3	181 H	Bradley	5 4			
			279 A	Illinois St.	15 4	193 A	Eastern Ill.	7 8			
			279 A	Illinois St.	9 6	52 A	DBU	0 1			
			181 H	Bradley	4 1	52 A	DBU	2 3			
			181 H	Bradley	6 4	52 A	DBU	12 20			

Non-Div. I Games:

Indiana St.

RPI	S	Opponent	Score	
264	A	Utah Valley	6	7
274	A	Seattle U	0	4
279	A	Illinois St.	4	3
279	A	Illinois St.	9	6
279	A	Illinois St.	15	4
279	N	Illinois St.	7	17

Indiana St.

I
n
d
i
a
n
a
S
t
.

I
n
d
i
a
n
a
S
t
.

Average RPI Win: 169		WON-LOST RECORD		WINNING PCT. RANK		LAST 10 GAMES		STRENGTH OF SCHEDULE		OPP. STRENGTH OF SCHEDULE		TEAM RPI		ADJ RPI		CONF. RPI		ADJ CONF. RPI	
DIV. I ONLY		22-26-0		.45833 187		6-4-0		112		99		169		.48993 169		20		20	
DIV. I NON-CONF.		12-21-0		.36364 234		2-2-0		68		65		191		.47992 191		21		21	
TOTALS		RPI 1-25		RPI 26-50		W-L RECORDS		RPI 51-100		RPI 101-150		RPI 150+							
22-26-0		1-3-0		0-4-0		OVERALL		7-8-0		3-3-0		11-8-0							
13-18-0		0-2-0		0-2-0		HOME		3-5-0		3-3-0		7-6-0							
9-8-0		1-1-0		0-2-0		AWAY		4-3-0		0-0-0		4-2-0							
0-0-0		0-0-0		0-0-0		NEUTRAL		0-0-0		0-0-0		0-0-0							
12-21-0		1-3-0		0-4-0		NON-CONFERENCE		3-6-0		2-1-0		6-7-0							
7-15-0		0-2-0		0-2-0		HOME		1-4-0		2-1-0		4-6-0							
5-6-0		1-1-0		0-0-		AWAY		2-2-0		0-0-0		2-1-0							
0-0-0		0-0-0		0-0-0		NEUTRAL		0-0-0		0-0-0		0-0-0							
10-5-0		0-0-0		0-0-0		CONFERENCE		4-2-0		1-2-0		5-1-0							
6-3-0		0-0-0		0-0-0		HOME		2-1-0		1-2-0		3-0-0							
4-2-0		0-0-0		0-0-0		AWAY		2-1-0		0-0-0		2-1-0							
0-0-0		0-0-0		0-0-0		NEUTRAL		0-0-0		0-0-0		0-0-0							
RPI	S	Opponent		Score		RPI	S	Opponent		Score		RPI	S	Opponent		Score			
4	H	Florida		8	9	27	A	Florida St.		3	7	69	H	FGCU		1	0		
18	A	South Fla.		6	0	27	H	Florida St.		5	11	69	H	FGCU		2	1		
18	A	South Fla.		4	9	30	A	UCF		3	5	69	H	FGCU		2	4		
18	H	South Fla.		6	8	46	H	UConn		3	9	77	H	FIU		0	9		
												77	H	FIU		6	10		
												81	A	Bethune-Cookman		8	9		
												81	H	Bethune-Cookman		9	2		
												82	A	Tulane		6	7		
												82	A	Tulane		5	1		
												82	A	Tulane		12	10		
												86	H	Seton Hall		5	6		
												86	H	Seton Hall		1	5		
												89	A	Jacksonville		1	2		
												89	A	Jacksonville		17	5		
												89	A	Jacksonville		3	1		

Non-Div. I Games:

Stetson

Average RPI Win: 169		WON-LOST	WINNING	LAST 10	STRENGTH OF		OPP. STRENGTH	TEAM	ADJ	CONF.	ADJ CONF.
Average RPI Loss: 62		RECORD	PCT. RANK	GAMES	SCHEDULE		OF SCHEDULE	RPI	RPI	RPI	RPI
DIV. I ONLY		19-29-0	.39583	228	4-6-0		56	72	170	.4899	170
DIV. I NON-CONF.		14-9-0	.6087	80	1-1-0		235	272	222	.46739	222
TOTALS		RPI 1-25	RPI 26-50		W-L RECORDS		RPI 51-100		RPI 101-150		RPI 150+
19-29-0	3-10-0	3-7-0		OVERALL		0-3-0		0-7-0		13-2-0	
14-19-0	2-5-0	0-3-0		HOME		0-3-0		0-6-0		12-2-0	
5-9-0	1-5-0	3-3-0		AWAY		0-0-0		0-1-0		1-0-0	
0-1-0	0-0-0	0-1-0		NEUTRAL		0-0-0		0-0-0		0-0-0	
14-9-0	1-0-0	0-0-0		NON-CONFERENCE		0-0-0		0-7-0		13-2-0	
13-8-0	1-0-0	0-0-0		HOME		0-0-0		0-6-0		12-2-0	
1-1-0	0-0-0	0-0-0		AWAY		0-0-0		0-1-0		1-0-0	
0-0-0	0-0-0	0-0-0		NEUTRAL		0-0-0		0-0-0		0-0-0	
5-20-0	2-10-0	3-7-0		CONFERENCE		0-3-0		0-0-0		0-0-0	
1-11-0	1-5-0	0-3-0		HOME		0-3-0		0-0-0		0-0-0	
4-8-0	1-5-0	3-3-0		AWAY		0-0-0		0-0-0		0-0-0	
0-1-0	0-0-0	0-1-0		NEUTRAL		0-0-0		0-0-0		0-0-0	
RPI S	Opponent	Score	RPI S	Opponent	Score	RPI S	Opponent	Score	RPI S	Opponent	Score
12 A	Mississippi St.	12 13	33 H	Texas A&M	5 9	71 H	Missouri	0 3	102 H	Oral Roberts	3 6
12 A	Mississippi St.	3 4	33 H	Texas A&M	2 3	71 H	Missouri	5 9	102 H	Oral Roberts	4 5
12 A	Mississippi St.	5 6	33 H	Texas A&M	2 8	71 H	Missouri	4 7	102 H	Oral Roberts	2 5
14 H	Arkansas	5 8	35 A	Ole Miss	2 8				104 A	Troy	11 12
14 H	Arkansas	7 1	35 A	Ole Miss	4 5				107 H	Jacksonville St.	8 11
14 H	Arkansas	1 7	35 A	Ole Miss	2 7				107 H	Jacksonville St.	1 2
16 H	LSU	3 4	40 A	Auburn	11 9				114 H	Samford	3 10
16 H	LSU	4 7	40 A	Auburn	4 3				173 H	Presbyterian	3 4
16 H	LSU	2 8	40 A	Auburn	7 6				173 H	Presbyterian	4 3
17 H	Southern Miss.	12 5	40 N	Auburn	3 4				173 H	Presbyterian	8 1
24 A	South Carolina	5 6							175 A	UAB	4 1
24 A	South Carolina	4 2							175 H	UAB	6 4
24 A	South Carolina	2 4							193 H	Eastern Ill.	5 0
									242 H	La.-Monroe	6 2
									242 H	La.-Monroe	4 3
									242 H	La.-Monroe	10 3
									280 H	Grambling	12 2
									284 H	Ark.-Pine Bluff	14 1
									284 H	Ark.-Pine Bluff	6 5
									284 H	Ark.-Pine Bluff	3 8
									284 H	Ark.-Pine Bluff	12 2
									286 H	Alcorn	18 1
			LAST 10 GAMES								
			280 H	Grambling	12 2	16 H	LSU	4 7			
			40 A	Auburn	11 9	16 H	LSU	2 8			
			40 A	Auburn	7 6	107 H	Jacksonville St.	8 11			
			40 A	Auburn	4 3	12 A	Mississippi St.	12 13			
			16 H	LSU	3 4	12 A	Mississippi St.	3 4			

Non-Div. I Games:

Alabama

Average RPI Win: 174		WON-LOST	WINNING	LAST 10	STRENGTH OF		OPP. STRENGTH	TEAM	ADJ	CONF.	ADJ CONF.
Average RPI Loss: 121		RECORD	PCT. RANK	GAMES	SCHEDULE		OF SCHEDULE	RPI	RPI	RPI	RPI
DIV. I ONLY		19-29-0	.39583	228	5-5-0		122	110	171	.48957	171
DIV. I NON-CONF.		11-13-0	.45833	180	1-1-0		139	74	124	.51166	124
TOTALS		RPI 1-25	RPI 26-50		W-L RECORDS		RPI 51-100		RPI 101-150		RPI 150+
19-29-0		0-2-0	1-3-0		OVERALL		1-9-0		2-3-0		15-12-0
6-10-0		0-1-0	0-0-0		HOME		0-3-0		0-0-0		6-6-0
10-16-0		0-1-0	1-2-0		AWAY		1-6-0		1-3-0		7-4-0
3-3-0		0-0-0	0-1-0		NEUTRAL		0-0-0		1-0-0		2-2-0
11-13-0		0-2-0	0-1-0		NON-CONFERENCE		0-4-0		1-1-0		10-5-0
3-1-0		0-1-0	0-0-0		HOME		0-0-0		0-0-0		3-0-0
5-9-0		0-1-0	0-0-		AWAY		0-4-0		0-1-0		5-3-0
3-3-0		0-0-0	0-1-0		NEUTRAL		0-0-0		1-0-0		2-2-0
8-16-0		0-0-0	1-2-0		CONFERENCE		1-5-0		1-2-0		5-7-0
3-9-0		0-0-0	0-0-0		HOME		0-3-0		0-0-0		3-6-0
5-7-0		0-0-0	1-2-0		AWAY		1-2-0		1-2-0		2-1-0
0-0-0		0-0-0	0-0-0		NEUTRAL		0-0-0		0-0-0		0-0-0
RPI S	Opponent	Score	RPI S	Opponent	Score	RPI S	Opponent	Score	RPI S	Opponent	Score
11 H	Wake Forest	4 5	31 N	St. John's (NY)	3 7	70 A	Ga. Southern	2 6	104 A	Troy	3 11
24 A	South Carolina	4 8	49 A	Louisiana	12 4	70 A	Ga. Southern	4 6	104 A	Troy	1 9
			49 A	Louisiana	3 4	70 A	Ga. Southern	7 3	104 A	Troy	12 2
			49 A	Louisiana	0 3	71 A	Missouri	0 4	111 N	Western Caro.	7 3
						71 A	Missouri	1 7	148 A	Davidson	6 12
						71 A	Missouri	2 3	161 A	UNCW	5 6
						79 H	UT Arlington	5 6	166 A	Gardner-Webb	5 1
						79 H	UT Arlington	2 5	166 A	Gardner-Webb	5 4
						79 H	UT Arlington	1 18	166 A	Gardner-Webb	4 2
						84 A	East Carolina	0 4	179 A	Radford	7 5
									179 H	Radford	13 9
									186 A	ETSU	4 5
									186 H	ETSU	8 7
									187 H	Texas St.	0 2
									187 H	Texas St.	4 7
									187 H	Texas St.	3 6
									197 H	Arkansas St.	7 6
									197 H	Arkansas St.	1 4
									197 H	Arkansas St.	3 5
									199 A	UNC Asheville	3 5
									199 H	UNC Asheville	4 3
									200 H	Georgia St.	6 8
									200 H	Georgia St.	6 1
									200 H	Georgia St.	13 1
									201 N	VMI	5 11
									201 N	VMI	3 1
									211 N	George Mason	1 3
LAST 10 GAMES			104 A	Troy	3 11	197 H	Arkansas St.	3 5	200 H	Georgia St.	6 1
			104 A	Troy	12 2	197 H	Arkansas St.	7 6	200 H	Georgia St.	13 1
			104 A	Troy	1 9	186 H	ETSU	8 7	201 N	VMI	5 11
			199 A	UNC Asheville	3 5	200 H	Georgia St.	13 1	201 N	VMI	3 1
			197 H	Arkansas St.	1 4	200 H	Georgia St.	6 1	211 N	George Mason	1 3

Non-Div. I Games:

Appalachian St.

RPI	S	Opponent	Score	
213	A	Little Rock	7	6
213	A	Little Rock	2	6
213	A	Little Rock	3	2
252	A	N.C. Central	7	5
252	N	N.C. Central	9	5

Appalachian St.

A
P
P
a
l
a
c
h
i
a
n
S
t
.

A
P
P
a
l
a
c
h
i
a
n
S
t
.

Average RPI Win: 199		WON-LOST RECORD		WINNING PCT. RANK		LAST 10 GAMES		STRENGTH OF SCHEDULE		OPP. STRENGTH OF SCHEDULE		TEAM RPI		ADJ RPI		CONF. RPI		ADJ CONF. RPI	
DIV. I ONLY		26-19-0		.57778 90		6-4-0		254		140		172		.48951 172		25		25	
DIV. I NON-CONF.		15-12-0		.55556 111		1-3-0		217		26		154		.4992 154		26		26	
TOTALS		RPI 1-25		RPI 26-50		W-L RECORDS		RPI 51-100		RPI 101-150		RPI 150+							
26-19-0		0-0-0		1-0-0		OVERALL		4-7-0		3-7-0		18-5-0							
18-7-0		0-0-0		1-0-0		HOME		3-4-0		1-1-0		13-2-0							
8-12-0		0-0-0		0-0-0		AWAY		1-3-0		2-6-0		5-3-0							
0-0-0		0-0-0		0-0-0		NEUTRAL		0-0-0		0-0-0		0-0-0							
15-12-0		0-0-0		1-0-0		NON-CONFERENCE		4-7-0		3-4-0		7-1-0							
11-5-0		0-0-0		1-0-0		HOME		3-4-0		1-1-0		6-0-0							
4-7-0		0-0-0		0-0-		AWAY		1-3-0		2-3-0		1-1-0							
0-0-0		0-0-0		0-0-0		NEUTRAL		0-0-0		0-0-0		0-0-0							
11-7-0		0-0-0		0-0-0		CONFERENCE		0-0-0		0-3-0		11-4-0							
7-2-0		0-0-0		0-0-0		HOME		0-0-0		0-0-0		7-2-0							
4-5-0		0-0-0		0-0-0		AWAY		0-0-0		0-3-0		4-2-0							
0-0-0		0-0-0		0-0-0		NEUTRAL		0-0-0		0-0-0		0-0-0							
RPI	S	Opponent	Score	RPI	S	Opponent	Score	RPI	S	Opponent	Score	RPI	S	Opponent	Score				
				41	H	Nebraska	8 6	58	H	Utah	3 15	124	A	Cal Poly	7 9				
								58	H	Utah	5 7	124	H	Cal Poly	2 10				
								58	H	Utah	6 5	133	A	UC Riverside	15 9				
								62	A	Loyola Marymount	7 10	133	A	UC Riverside	7 5				
								62	H	Loyola Marymount	2 8	133	A	UC Riverside	2 11				
								66	H	BYU	2 10	136	A	Grand Canyon	2 3				
								66	H	BYU	5 4	136	A	Grand Canyon	4 7				
								66	H	BYU	7 5	136	A	Grand Canyon	3 8				
								85	A	Arizona St.	2 4	137	A	UC Santa Barbara	4 6				
								85	A	Arizona St.	8 6	137	H	UC Santa Barbara	2 1				
								85	A	Arizona St.	6 12	163	A	UC Irvine	14 2				
												163	H	UC Irvine	5 4				
												167	A	CSUN	2 3				
												167	H	CSUN	4 2				
												231	A	Sacramento St.	1 11				
												231	A	Sacramento St.	4 3				
												231	A	Sacramento St.	8 3				
												238	H	UTRGV	6 5				
												238	H	UTRGV	12 13				
												238	H	UTRGV	2 4				
												264	H	Utah Valley	10 0				
												264	H	Utah Valley	9 5				
												264	H	Utah Valley	7 5				
												268	H	Northern Colo.	6 0				
												268	H	Northern Colo.	10 1				
												268	H	Northern Colo.	14 3				
												278	H	Portland	7 5				

Non-Div. I Games:

CSU Bakersfield

RPI	S	Opponent	Score	
278	H	Portland	7	3
278	H	Portland	6	3
278	H	Portland	11	4
282	A	Chicago St.	4	8
282	A	Chicago St.	3	0
282	A	Chicago St.	12	1

Average RPI Win: 175		WON-LOST RECORD		WINNING PCT. RANK		LAST 10 GAMES		STRENGTH OF SCHEDULE		OPP. STRENGTH OF SCHEDULE		TEAM RPI		ADJ RPI		CONF. RPI		ADJ CONF. RPI	
DIV. I ONLY		24-25-0		.4898 155		4-6-0		176		143		173		.48922 173		18		18	
DIV. I NON-CONF.		13-18-0		.41935 200		1-3-0		171		125		193		.47952 193		19		19	
TOTALS		RPI 1-25		RPI 26-50		W-L RECORDS		RPI 51-100		RPI 101-150		RPI 150+							
24-25-0		0-1-0		1-2-0		OVERALL		3-2-0		2-7-0		18-13-0							
13-11-0		0-0-0		0-0-0		HOME		0-0-0		1-4-0		12-7-0							
10-12-0		0-1-0		1-2-0		AWAY		3-1-0		1-3-0		5-5-0							
1-2-0		0-0-0		0-0-0		NEUTRAL		0-1-0		0-0-0		1-1-0							
13-18-0		0-1-0		1-2-0		NON-CONFERENCE		0-2-0		1-5-0		11-8-0							
7-5-0		0-0-0		0-0-0		HOME		0-0-0		0-2-0		7-3-0							
5-11-0		0-1-0		1-0-		AWAY		0-1-0		1-3-0		3-4-0							
1-2-0		0-0-0		0-0-0		NEUTRAL		0-1-0		0-0-0		1-1-0							
11-7-0		0-0-0		0-0-0		CONFERENCE		3-0-0		1-2-0		7-5-0							
6-6-0		0-0-0		0-0-0		HOME		0-0-0		1-2-0		5-4-0							
5-1-0		0-0-0		0-0-0		AWAY		3-0-0		0-0-0		2-1-0							
0-0-0		0-0-0		0-0-0		NEUTRAL		0-0-0		0-0-0		0-0-0							
RPI	S	Opponent		Score		RPI	S	Opponent		Score		RPI	S	Opponent		Score			
24	A	South Carolina		3	4	40	A	Auburn		11	8	80	A	Winthrop		5	0		
						40	A	Auburn		0	8	80	A	Winthrop		9	5		
						40	A	Auburn		5	7	80	A	Winthrop		3	1		
												90	N	Michigan St.		2	10		
												94	A	Georgia		7	8		
															111	H	Western Caro.	6	9
															121	A	Duke	6	14
															122	H	High Point	13	1
															122	H	High Point	2	3
															122	H	High Point	1	13
															126	A	Furman	6	7
															126	A	Furman	6	11
															126	H	Furman	0	6
															148	A	Davidson	8	6
															153	H	Wofford	6	1
															153	N	Wofford	9	10
															154	H	Butler	7	5
															166	H	Gardner-Webb	2	1
															166	H	Gardner-Webb	2	1
															166	H	Gardner-Webb	4	10
															170	A	Alabama	4	3
															170	A	Alabama	3	4
															170	A	Alabama	1	8
															179	H	Radford	4	3
															179	H	Radford	4	1
															179	H	Radford	1	4
															192	A	N.C. A&T	3	2
															199	H	UNC Asheville	2	4
															199	H	UNC Asheville	7	4
															199	H	UNC Asheville	1	7
															206	N	UT Martin	3	2
															208	H	Stony Brook	7	6
						LAST 10 GAMES													
						24	A	South Carolina		3	4	166	H	Gardner-Webb		4	10		
						245	H	USC Upstate		5	6	121	A	Duke		6	14		
						148	A	Davidson		8	6	122	H	High Point		1	13		
						166	H	Gardner-Webb		2	1	122	H	High Point		2	3		
						166	H	Gardner-Webb		2	1	122	H	High Point		13	1		

Non-Div. I Games:

Presbyterian

Presbyterian

A
u
s
t
i
n
P
e
a
y

Austin Peay

RPI	S	Opponent	Score	
230	A	Eastern Ky.	6	7
230	A	Eastern Ky.	4	5
230	A	Eastern Ky.	14	10
251	A	Western Ky.	7	3
251	H	Western Ky.	17	22
259	A	Evansville	1	6
259	H	Evansville	7	5
260	H	Youngstown St.	9	2
279	H	Illinois St.	9	4

A
u
s
t
i
n
P
e
a
y

A
u
s
t
i
n
P
e
a
y

Austin Peay

UAB

Average RPI Win:	159	WON-LOST	WINNING	LAST 10	STRENGTH OF	OPP. STRENGTH	TEAM	ADJ	CONF.	ADJ CONF.		
Average RPI Loss:	103 <th>RECORD</th> <th>PCT. RANK</th> <th>GAMES</th> <th>SCHEDULE</th> <th>OF SCHEDULE</th> <th>RPI</th> <th>RPI</th> <th>RPI</th> <th>RPI</th>	RECORD	PCT. RANK	GAMES	SCHEDULE	OF SCHEDULE	RPI	RPI	RPI	RPI		
DIV. I ONLY		23-26-0	.46939	171	5-5-0	162	82	175	.48758	175	6	6
DIV. I NON-CONF.		15-10-0	.6	88	3-0-0	241	136	162	.49444	162	6	6
<hr/>												
TOTALS	RPI 1-25	RPI 26-50		W-L RECORDS		RPI 51-100		RPI 101-150		RPI 150+		
23-26-0	0-0-0	3-5-0		OVERALL		4-8-0		3-8-0		13-5-0		
16-12-0	0-0-0	2-2-0		HOME		2-4-0		1-4-0		11-2-0		
7-14-0	0-0-0	1-3-0		AWAY		2-4-0		2-4-0		2-3-0		
0-0-0	0-0-0	0-0-0		NEUTRAL		0-0-0		0-0-0		0-0-0		
<hr/>												
15-10-0	0-0-0	1-1-0		NON-CONFERENCE		1-2-0		2-3-0		11-4-0		
12-4-0	0-0-0	1-0-0		HOME		0-0-0		0-2-0		11-2-0		
3-6-0	0-0-0	0-0-		AWAY		1-2-0		2-1-0		0-2-0		
0-0-0	0-0-0	0-0-0		NEUTRAL		0-0-0		0-0-0		0-0-0		
<hr/>												
8-16-0	0-0-0	2-4-0		CONFERENCE		3-6-0		1-5-0		2-1-0		
4-8-0	0-0-0	1-2-0		HOME		2-4-0		1-2-0		0-0-0		
4-8-0	0-0-0	1-2-0		AWAY		1-2-0		0-3-0		2-1-0		
0-0-0	0-0-0	0-0-0		NEUTRAL		0-0-0		0-0-0		0-0-0		
<hr/>												
RPI S	Opponent	Score	RPI S	Opponent	Score	RPI S	Opponent	Score	RPI S	Opponent	Score	
			39 A	Louisiana Tech	4 7	55 H	Fla. Atlantic	5 9	104 A	Troy	6 1	
			39 A	Louisiana Tech	2 10	55 H	Fla. Atlantic	3 6	104 H	Troy	2 4	
			39 A	Louisiana Tech	14 9	55 H	Fla. Atlantic	6 2	105 H	Marshall	2 5	
			40 A	Auburn	0 4	76 H	Charlotte	3 2	105 H	Marshall	1 2	
			40 H	Auburn	8 2	76 H	Charlotte	5 17	105 H	Marshall	4 3	
			42 H	Old Dominion	8 4	76 H	Charlotte	0 3	107 A	Jacksonville St.	6 12	
			42 H	Old Dominion	3 8	77 A	FIU	8 5	109 A	Middle Tenn.	10 11	
			42 H	Old Dominion	3 11	77 A	FIU	6 12	109 A	Middle Tenn.	3 13	
						77 A	FIU	2 6	109 A	Middle Tenn.	3 18	
						94 A	Georgia	0 1	114 A	Samford	9 3	
						94 A	Georgia	0 2	114 H	Samford	1 5	
						94 A	Georgia	2 1	152 H	Creighton	14 1	
									152 H	Creighton	3 2	
									152 H	Creighton	5 1	
									170 A	Alabama	4 6	
									170 H	Alabama	1 4	
									196 A	Alabama St.	2 7	
									196 H	Alabama St.	5 4	
									220 H	Valparaiso	5 1	
									220 H	Valparaiso	5 9	
									220 H	Valparaiso	3 2	
									242 H	La.-Monroe	4 3	
									242 H	La.-Monroe	3 2	
									242 H	La.-Monroe	4 3	
									251 A	Western Ky.	6 9	
									251 A	Western Ky.	8 4	
									251 A	Western Ky.	5 0	
<hr/>												
LAST 10 GAMES												
			40 H	Auburn	8 2	114 A	Samford	9 3				
			42 H	Old Dominion	3 8	76 H	Charlotte	0 3				
			42 H	Old Dominion	3 11	76 H	Charlotte	5 17				
			42 H	Old Dominion	8 4	76 H	Charlotte	3 2				
			196 H	Alabama St.	5 4	39 A	Louisiana Tech	4 7				

Non-Div. I Games:

UAB

RPI	S	Opponent	Score	
295	H	Alabama A&M	7	1
295	H	Alabama A&M	8	2

UAB

U
A
B

U
A
B

Average RPI Win: 215		WON-LOST	WINNING	LAST 10	STRENGTH OF		OPP. STRENGTH	TEAM	ADJ	CONF.	ADJ CONF.
Average RPI Loss: 141		RECORD	PCT. RANK	GAMES	SCHEDULE		OF SCHEDULE	RPI	RPI	RPI	RPI
DIV. I ONLY		26-23-0	.53061	131	6-4-0		238	183	176	.48718	176
DIV. I NON-CONF.		16-15-0	.51613	141	1-1-0		266	214	195	.47895	195
TOTALS		RPI 1-25	RPI 26-50		W-L RECORDS		RPI 51-100		RPI 101-150		RPI 150+
26-23-0		0-2-0	2-5-0		OVERALL		0-0-0		3-6-0		21-10-0
14-8-0		0-1-0	1-2-0		HOME		0-0-0		2-1-0		11-4-0
12-15-0		0-1-0	1-3-0		AWAY		0-0-0		1-5-0		10-6-0
0-0-0		0-0-0	0-0-0		NEUTRAL		0-0-0		0-0-0		0-0-0
16-15-0		0-2-0	1-3-0		NON-CONFERENCE		0-0-0		0-3-0		15-7-0
10-3-0		0-1-0	0-0-0		HOME		0-0-0		0-0-0		10-2-0
6-12-0		0-1-0	1-0-		AWAY		0-0-0		0-3-0		5-5-0
0-0-0		0-0-0	0-0-0		NEUTRAL		0-0-0		0-0-0		0-0-0
10-8-0		0-0-0	1-2-0		CONFERENCE		0-0-0		3-3-0		6-3-0
4-5-0		0-0-0	1-2-0		HOME		0-0-0		2-1-0		1-2-0
6-3-0		0-0-0	0-0-0		AWAY		0-0-0		1-2-0		5-1-0
0-0-0		0-0-0	0-0-0		NEUTRAL		0-0-0		0-0-0		0-0-0
RPI S	Opponent	Score	RPI S	Opponent	Score	RPI S	Opponent	Score	RPI S	Opponent	Score
9 A	Virginia	1 11	40 A	Auburn	0 9				106 A	VCU	4 2
9 H	Virginia	1 7	40 A	Auburn	0 2				106 A	VCU	2 11
			40 A	Auburn	9 5				106 A	VCU	2 10
			40 A	Auburn	3 4				127 A	Florida A&M	1 2
			47 H	Rhode Island	15 5				127 A	Florida A&M	5 6
			47 H	Rhode Island	2 7				127 A	Florida A&M	2 3
			47 H	Rhode Island	3 5				148 H	Davidson	4 3
									148 H	Davidson	2 12
									148 H	Davidson	5 0
									162 A	UMBC	4 3
									162 H	UMBC	3 2
									194 A	Georgetown	7 8
									194 H	Georgetown	4 6
									201 A	VMI	0 10
									201 A	VMI	8 13
									201 A	VMI	6 5
									211 A	George Mason	4 1
									211 A	George Mason	4 3
									211 A	George Mason	12 5
									214 H	Monmouth	1 3
									214 H	Monmouth	12 0
									214 H	Monmouth	4 0
									240 A	Towson	4 8
									240 H	Towson	13 4
									247 A	Villanova	5 2
									247 A	Villanova	0 3
									247 A	Villanova	6 3
LAST 10 GAMES			211 A	George Mason	12 5	148 H	Davidson	5 0	240 A	Towson	4 8
			211 A	George Mason	4 1	148 H	Davidson	2 12	240 H	Towson	13 4
			211 A	George Mason	4 3	276 A	Delaware St.	12 4	247 A	Villanova	5 2
			194 A	Georgetown	7 8	47 H	Rhode Island	3 5	247 A	Villanova	0 3
			148 H	Davidson	4 3	47 H	Rhode Island	2 7	247 A	Villanova	6 3

Non-Div. I Games:

George Washington

RPI	S	Opponent	Score	
254	A	Richmond	10	4
254	A	Richmond	4	2
254	A	Richmond	5	8
267	H	Massachusetts	10	2
267	H	Massachusetts	4	10
267	H	Massachusetts	1	2
276	A	Delaware St.	12	4
276	H	Delaware St.	9	6
287	H	UMES	10	4
290	H	NJIT	6	2
290	H	NJIT	4	1
290	H	NJIT	8	2
294	H	Coppin St.	20	7

George Washington

G
e
o
r
g
e
W
a
s
h
i
n
g
t
o
n

G
e
o
r
g
e
W
a
s
h
i
n
g
t
o
n

[illegible]

Non-Div. I Games:

Fresno St.

RPI	S	Opponent	Score	
225	H	San Jose St.	8	3
231	A	Sacramento St.	9	0
231	H	Sacramento St.	9	2
234	A	UNLV	12	5
234	A	UNLV	11	5
234	A	UNLV	5	14
243	A	Pacific	11	12
243	H	Pacific	10	4

Fresno St.

F
r
e
s
n
o
s
t
.

F
r
e
s
n
o
s
t
.

Princeton

RPI	S	Opponent	Score	
237	N	Quinnipiac	4	0
248	H	Rider	11	5
248	H	Rider	3	1
248	H	Rider	18	0
255	H	Longwood	16	6
255	H	Longwood	10	0
255	H	Longwood	1	7

Radford

R
a
d
f
o
r
d

R
a
d
f
o
r
d

M
u
r
r
a
y
s
t
.

M
u
r
r
a
y
s
t
.

Murray St.

Average RPI Win: 174		WON-LOST RECORD		WINNING PCT. RANK		LAST 10 GAMES		STRENGTH OF SCHEDULE		OPP. STRENGTH OF SCHEDULE		TEAM RPI		ADJ RPI		CONF. RPI		ADJ CONF. RPI					
DIV. I ONLY		15-25-0		.375 240		3-7-0		101		194		181		.48414 181		16		16					
DIV. I NON-CONF.		10-15-0		.4 213		0-1-0		22		202		91		.52745 91		12		12					
TOTALS		RPI 1-25		RPI 26-50		W-L RECORDS		RPI 51-100		RPI 101-150		RPI 150+											
15-25-0		0-3-0		1-3-0		OVERALL		3-8-0		3-2-0		8-9-0											
8-7-0		0-0-0		0-0-0		HOME		1-0-0		2-2-0		5-5-0											
7-18-0		0-3-0		1-3-0		AWAY		2-8-0		1-0-0		3-4-0											
0-0-0		0-0-0		0-0-0		NEUTRAL		0-0-0		0-0-0		0-0-0											
10-15-0		0-0-0		1-3-0		NON-CONFERENCE		3-8-0		1-1-0		5-3-0											
3-3-0		0-0-0		0-0-0		HOME		1-0-0		0-1-0		2-2-0											
7-12-0		0-0-0		1-0-		AWAY		2-8-0		1-0-0		3-1-0											
0-0-0		0-0-0		0-0-0		NEUTRAL		0-0-0		0-0-0		0-0-0											
5-10-0		0-3-0		0-0-0		CONFERENCE		0-0-0		2-1-0		3-6-0											
5-4-0		0-0-0		0-0-0		HOME		0-0-0		2-1-0		3-3-0											
0-6-0		0-3-0		0-0-0		AWAY		0-0-0		0-0-0		0-3-0											
0-0-0		0-0-0		0-0-0		NEUTRAL		0-0-0		0-0-0		0-0-0											
RPI	S	Opponent		Score		RPI	S	Opponent		Score		RPI	S	Opponent		Score							
13	A	Missouri St.		3	5	30	A	UCF		9	12	63	A	Sam Houston St.		2	8	120	A	Illinois		2	0
13	A	Missouri St.		2	9	50	A	Mercer		8	6	63	A	Sam Houston St.		7	14	120	H	Illinois		6	8
13	A	Missouri St.		3	13	50	A	Mercer		10	11	63	A	Sam Houston St.		1	7	138	H	Wichita St.		6	5
						50	A	Mercer		5	6	88	A	Iowa		1	12	138	H	Wichita St.		11	10
												88	H	Iowa		6	4	138	H	Wichita St.		5	8
												95	A	Tennessee Tech		14	16	168	A	Indiana St.		1	4
												95	A	Tennessee Tech		7	5	168	A	Indiana St.		4	6
												95	A	Tennessee Tech		7	13	168	A	Indiana St.		4	5
												98	A	North Florida		4	2	191	A	A&M-Corpus Christi		7	6
												98	A	North Florida		2	4	191	A	A&M-Corpus Christi		7	10
												98	A	North Florida		5	9	191	A	A&M-Corpus Christi		9	5
																		219	A	SIUE		10	7
																		226	H	Northwestern		2	6
																		232	H	Milwaukee		11	5
																		232	H	Milwaukee		3	2
																		232	H	Milwaukee		4	13
																		259	H	Evansville		6	0
																		259	H	Evansville		2	8
																		259	H	Evansville		1	11
																		279	H	Illinois St.		13	3
																		279	H	Illinois St.		8	6
																		279	H	Illinois St.		4	9
						LAST 10 GAMES																	
						259	H	Evansville		2	8	168	A	Indiana St.		4	5						
						259	H	Evansville		6	0	120	H	Illinois		6	8						
						259	H	Evansville		1	11	279	H	Illinois St.		8	6						
						168	A	Indiana St.		1	4	279	H	Illinois St.		4	9						
						168	A	Indiana St.		4	6	279	H	Illinois St.		13	3						
Non-Div. I Games:		Robert Morris-Peoria		4	3	Cornell College		5	4	Eureka		9	7	Robert Morris-S'fiel		15	0	Bradley					

Average RPI Win:	169	WON-LOST RECORD	WINNING PCT. RANK	LAST 10 GAMES	STRENGTH OF SCHEDULE	OPP. STRENGTH OF SCHEDULE	TEAM RPI	ADJ RPI	CONF. RPI	ADJ CONF. RPI		
DIV. I ONLY		23-26-0	.46939	171	4-6-0	182	138	182	.48346	182	16	16
DIV. I NON-CONF.		17-17-0	.5	144	3-1-0	228	147	181	.48434	181	12	12
<hr/>												
TOTALS	RPI 1-25	RPI 26-50		W-L RECORDS		RPI 51-100		RPI 101-150		RPI 150+		
23-26-0	0-3-0	0-0-0		OVERALL		5-4-0		6-5-0		12-14-0		
12-12-0	0-3-0	0-0-0		HOME		4-2-0		2-3-0		6-4-0		
11-12-0	0-0-0	0-0-0		AWAY		1-2-0		4-2-0		6-8-0		
0-2-0	0-0-0	0-0-0		NEUTRAL		0-0-0		0-0-0		0-2-0		
17-17-0	0-0-0	0-0-0		NON-CONFERENCE		4-2-0		5-3-0		8-12-0		
8-7-0	0-0-0	0-0-0		HOME		3-0-0		2-3-0		3-4-0		
9-8-0	0-0-0	0-0-		AWAY		1-2-0		3-0-0		5-6-0		
0-2-0	0-0-0	0-0-0		NEUTRAL		0-0-0		0-0-0		0-2-0		
6-9-0	0-3-0	0-0-0		CONFERENCE		1-2-0		1-2-0		4-2-0		
4-5-0	0-3-0	0-0-0		HOME		1-2-0		0-0-0		3-0-0		
2-4-0	0-0-0	0-0-0		AWAY		0-0-0		1-2-0		1-2-0		
0-0-0	0-0-0	0-0-0		NEUTRAL		0-0-0		0-0-0		0-0-0		
RPI	S	Opponent	Score	RPI	S	Opponent	Score	RPI	S	Opponent	Score	
13	H	Missouri St.	5 <div>7</div>					52	H	DBU	2 <div>4</div>	
13	H	Missouri St.	4 <div>7</div>					52	H	DBU	4 1	
13	H	Missouri St.	9 <div>19</div>					52	H	DBU	1 <div>7</div>	
								92	A	Memphis	1 <div>2</div>	
								92	A	Memphis	3 <div>4</div>	
								92	A	Memphis	3 2	
								95	H	Tennessee Tech	13 8	
								95	H	Tennessee Tech	6 4	
								95	H	Tennessee Tech	10 9	
											107 H Jacksonville St.	
											0 <div>7</div>	
											107 H Jacksonville St.	
											5 4	
											107 H Jacksonville St.	
											6 <div>8</div>	
											120 A Illinois	
											3 1	
											120 A Illinois	
											8 5	
											120 H Illinois	
											5 <div>6</div>	
											132 A Southeast Mo. St.	
											7 5	
											132 H Southeast Mo. St.	
											4 2	
											138 A Wichita St.	
											0 <div>7</div>	
											138 A Wichita St.	
											11 8	
											138 A Wichita St.	
											7 <div>17</div>	
											158 A Belmont	
											17 <div>18</div>	
											158 H Belmont	
											3 <div>9</div>	
											168 A Indiana St.	
											2 1	
											168 A Indiana St.	
											2 <div>15</div>	
											168 A Indiana St.	
											1 <div>4</div>	
											169 A Stetson	
											7 6	
											169 A Stetson	
											8 4	
											169 A Stetson	
											7 0	
											174 A Austin Peay	
											3 <div>10</div>	
											174 H Austin Peay	
											0 <div>4</div>	
											180 A Murray St.	
											12 <div>13</div>	
											180 H Murray St.	
											10 <div>13</div>	
											193 A Eastern Ill.	
											7 <div>10</div>	
											197 A Arkansas St.	
											4 2	
											197 H Arkansas St.	
											3 <div>4</div>	
											210 N Toledo	
											2 <div>10</div>	
				LAST 10 GAMES								
13	H	Missouri St.	4 <div>7</div>	52	H	DBU	2 <div>4</div>	180	H	Murray St.	10 <div>13</div>	
13	H	Missouri St.	9 <div>19</div>	52	H	DBU	4 1	193	A	Eastern Ill.	7 <div>10</div>	
13	H	Missouri St.	5 <div>7</div>	132	A	Southeast Mo. St.	7 5	197	A	Arkansas St.	4 2	
120	H	Illinois	5 <div>6</div>	95	H	Tennessee Tech	13 8	197	H	Arkansas St.	3 <div>4</div>	
52	H	DBU	1 <div>7</div>	95	H	Tennessee Tech	10 9	210	N	Toledo	2 <div>10</div>	

Non-Div. I Games:

Southern Ill.

Southern Illinois.

1
6
1
1
1
6
:
1
:
:
:
:

Southern Ill.

Harvard

RPI	S	Opponent	Score	
294	N	Coppin St.	14	3

Harvard

H
a
r
v
a
r
d

H
a
r
v
a
r
d

Buffalo

Buffalo

RPI	S	Opponent	Score	
238	A	UTRGV	2	4
238	A	UTRGV	4	6
238	A	UTRGV	4	5
238	A	UTRGV	1	8
241	H	Northern Ill.	6	3
241	H	Northern Ill.	1	2
241	H	Northern Ill.	3	1

Buffalo

B
u
f
f
a
l
o

B
u
f
f
a
l
o

Average RPI Win: 245		WON-LOST RECORD	WINNING PCT. RANK	LAST 10 GAMES	STRENGTH OF SCHEDULE	OPP. STRENGTH OF SCHEDULE	TEAM RPI	ADJ RPI	CONF. RPI	ADJ CONF. RPI	
Average RPI Loss: 196											
DIV. I ONLY		36-15-0	.70588 17	6-3-0	287	279	185	.48165 185	28	28	
DIV. I NON-CONF.		20-11-0	.64516 59	0-1-0	291	290	235	.45951 234	30	30	
<hr/>											
TOTALS		RPI 1-25	RPI 26-50		W-L RECORDS		RPI 51-100		RPI 101-150		RPI 150+
36-15-0		0-0-0	0-0-0		OVERALL		0-0-0		2-2-0		34-13-0
22-8-0		0-0-0	0-0-0		HOME		0-0-0		2-2-0		20-6-0
13-5-0		0-0-0	0-0-0		AWAY		0-0-0		0-0-0		13-5-0
1-2-0		0-0-0	0-0-0		NEUTRAL		0-0-0		0-0-0		1-2-0
20-11-0		0-0-0	0-0-0		NON-CONFERENCE		0-0-0		2-2-0		18-9-0
15-7-0		0-0-0	0-0-0		HOME		0-0-0		2-2-0		13-5-0
4-2-0		0-0-0	0-0-		AWAY		0-0-0		0-0-0		4-2-0
1-2-0		0-0-0	0-0-0		NEUTRAL		0-0-0		0-0-0		1-2-0
16-4-0		0-0-0	0-0-0		CONFERENCE		0-0-0		0-0-0		16-4-0
7-1-0		0-0-0	0-0-0		HOME		0-0-0		0-0-0		7-1-0
9-3-0		0-0-0	0-0-0		AWAY		0-0-0		0-0-0		9-3-0
0-0-0		0-0-0	0-0-0		NEUTRAL		0-0-0		0-0-0		0-0-0
RPI S	Opponent	Score	RPI S	Opponent	Score	RPI S	Opponent	Score	RPI S	Opponent	Score
									115 H	Cornell	5 8
									115 H	Cornell	8 7
									115 H	Cornell	2 5
									150 H	Marist	3 2
									153 H	Wofford	3 6
									157 H	Central Conn. St.	11 6
									157 H	Central Conn. St.	7 3
									162 H	UMBC	1 10
									178 H	Princeton	8 6
									178 H	Princeton	9 5
									178 H	Princeton	2 4
									178 H	Princeton	2 5
									194 A	Georgetown	6 2
									194 H	Georgetown	3 11
									207 N	Air Force	11 3
									207 N	Air Force	8 19
									207 N	Air Force	2 3
									211 H	George Mason	11 2
									224 A	Holy Cross	3 6
									224 A	Holy Cross	11 8
									224 A	Holy Cross	6 1
									224 A	Holy Cross	7 8
									233 A	Army West Point	2 9
									233 A	Army West Point	7 2
									233 A	Army West Point	10 6
									233 A	Army West Point	7 3
									240 H	Towson	11 6
LAST 10 GAMES											
			162 H	UMBC	1 10		233 A	Army West Point	10 6		
			246 H	Bucknell	11 1		233 A	Army West Point	7 2		
			246 H	Bucknell	6 1		233 A	Army West Point	2 9		
			246 H	Bucknell	5 4		233 A	Army West Point	7 3		
			246 H	Bucknell	0 5		211 H	George Mason	11 2		

Non-Div. I Games: Susquehanna 3 0

Navy

RPI	S	Opponent	Score	
246	H	Bucknell	11	1
246	H	Bucknell	6	1
246	H	Bucknell	5	4
246	H	Bucknell	0	5
252	A	N.C. Central	9	6
252	A	N.C. Central	2	3
252	A	N.C. Central	7	8
276	A	Delaware St.	18	0
276	H	Delaware St.	3	2
283	A	Lehigh	1	0
283	A	Lehigh	3	2
283	A	Lehigh	2	1
283	A	Lehigh	11	5
287	A	UMES	13	5
287	H	UMES	17	5
291	H	Lafayette	9	6
291	H	Lafayette	7	1
291	H	Lafayette	4	1
291	H	Lafayette	10	6
294	H	Coppin St.	11	3
298	H	NYIT	15	3
298	H	NYIT	12	0
298	H	NYIT	10	2
298	H	NYIT	10	5

Navy

N
a
v
y

N
a
v
y

Average RPI Win: 155		WON-LOST	WINNING	LAST 10	STRENGTH OF		OPP. STRENGTH	TEAM	ADJ		CONF.	ADJ CONF.
Average RPI Loss: 135		RECORD	PCT. RANK	GAMES	SCHEDULE		OF SCHEDULE	RPI	RPI		RPI	RPI
DIV. I ONLY		22-25-0	.46809	176	167		115	186	.48092		186	12
DIV. I NON-CONF.		18-11-0	.62069	74	200		95	127	.51129		127	15
TOTALS		RPI 1-25	RPI 26-50		W-L RECORDS		RPI 51-100		RPI 101-150		RPI 150+	
22-25-0		0-0-0	2-4-0		OVERALL		3-0-0		5-12-0		12-9-0	
17-11-0		0-0-0	1-0-0		HOME		3-0-0		4-7-0		9-4-0	
5-13-0		0-0-0	1-3-0		AWAY		0-0-0		1-5-0		3-5-0	
0-1-0		0-0-0	0-1-0		NEUTRAL		0-0-0		0-0-0		0-0-0	
18-11-0		0-0-0	1-2-0		NON-CONFERENCE		3-0-0		4-4-0		10-5-0	
15-4-0		0-0-0	1-0-0		HOME		3-0-0		3-2-0		8-2-0	
3-6-0		0-0-0	0-0-		AWAY		0-0-0		1-2-0		2-3-0	
0-1-0		0-0-0	0-1-0		NEUTRAL		0-0-0		0-0-0		0-0-0	
4-14-0		0-0-0	1-2-0		CONFERENCE		0-0-0		1-8-0		2-4-0	
2-7-0		0-0-0	0-0-0		HOME		0-0-0		1-5-0		1-2-0	
2-7-0		0-0-0	1-2-0		AWAY		0-0-0		0-3-0		1-2-0	
0-0-0		0-0-0	0-0-0		NEUTRAL		0-0-0		0-0-0		0-0-0	
RPI S	Opponent	Score	RPI S	Opponent	Score	RPI S	Opponent	Score	RPI S	Opponent	Score	
			37 A	Tennessee	2 9	97 H	William & Mary	15 3	105 H	Marshall	3 9	
			37 H	Tennessee	10 2	97 H	William & Mary	8 6	111 H	Western Caro.	6 9	
			37 N	Tennessee	1 8	97 H	William & Mary	9 3	111 H	Western Caro.	4 5	
			50 A	Mercer	6 10				111 H	Western Caro.	6 11	
			50 A	Mercer	2 5				117 H	Virginia Tech	7 4	
			50 A	Mercer	9 2				125 H	Central Mich.	7 6	
									125 H	Central Mich.	18 6	
									125 H	Central Mich.	7 8	
									126 A	Furman	3 6	
									126 A	Furman	8 9	
									126 A	Furman	4 11	
									127 A	Florida A&M	12 13	
									127 A	Florida A&M	3 7	
									127 A	Florida A&M	10 8	
									134 H	UNCG	11 0	
									134 H	UNCG	3 12	
									134 H	UNCG	7 9	
									153 H	Wofford	6 5	
									153 H	Wofford	5 14	
									153 H	Wofford	8 11	
									166 H	Gardner-Webb	5 4	
									166 H	Gardner-Webb	19 4	
									166 H	Gardner-Webb	1 5	
									171 A	Appalachian St.	7 8	
									171 H	Appalachian St.	5 4	
									179 A	Radford	3 4	
									179 H	Radford	8 5	
LAST 10 GAMES			179 H	Radford	8 5	153 H	Wofford	8 11				
			236 A	The Citadel	10 9	153 H	Wofford	5 14				
			236 A	The Citadel	1 4	153 H	Wofford	6 5				
			236 A	The Citadel	5 7	37 N	Tennessee	1 8				
			37 A	Tennessee	2 9	171 A	Appalachian St.	7 8				

Non-Div. I Games:

ETSU

RPI	S	Opponent	Score	
217	H	Oakland	9	7
217	H	Oakland	10	2
223	H	Western Mich.	12	8
223	H	Western Mich.	1	11
223	H	Western Mich.	12	7
229	A	Miami (OH)	14	0
229	A	Miami (OH)	2	1
229	A	Miami (OH)	2	4
236	A	The Citadel	5	7
236	A	The Citadel	1	4
236	A	The Citadel	10	9

ETSU

[illegible]

Non-Div. I Games:

Texas St.

RPI	S	Opponent	Score	
254	H	Richmond	18	3
285	H	Prairie View	10	1
295	H	Alabama A&M	7	2
295	H	Alabama A&M	10	0
295	H	Alabama A&M	8	3

Texas St.

T
e
x
a
s
S
t
.

T
e
x
a
s
S
t
.

Average RPI Win: 203		WON-LOST RECORD		WINNING PCT. RANK		LAST 10 GAMES		STRENGTH OF SCHEDULE		OPP. STRENGTH OF SCHEDULE		TEAM RPI		ADJ RPI		CONF. RPI		ADJ CONF. RPI	
DIV. I ONLY		21-28-0		.42857 206		2-8-0		123		161		188		.48039 188		21		21	
DIV. I NON-CONF.		10-18-0		.35714 240		0-3-0		51		76		209		.47397 208		22		22	
TOTALS		RPI 1-25		RPI 26-50		W-L RECORDS		RPI 51-100		RPI 101-150		RPI 150+							
21-28-0		0-6-0		0-1-0		OVERALL		2-8-0		2-5-0		17-8-0							
15-13-0		0-1-0		0-1-0		HOME		1-4-0		0-2-0		14-5-0							
6-15-0		0-5-0		0-0-0		AWAY		1-4-0		2-3-0		3-3-0							
0-0-0		0-0-0		0-0-0		NEUTRAL		0-0-0		0-0-0		0-0-0							
10-18-0		0-6-0		0-1-0		NON-CONFERENCE		1-6-0		1-3-0		8-2-0							
9-10-0		0-1-0		0-1-0		HOME		1-4-0		0-2-0		8-2-0							
1-8-0		0-5-0		0-0-		AWAY		0-2-0		1-1-0		0-0-0							
0-0-0		0-0-0		0-0-0		NEUTRAL		0-0-0		0-0-0		0-0-0							
11-10-0		0-0-0		0-0-0		CONFERENCE		1-2-0		1-2-0		9-6-0							
6-3-0		0-0-0		0-0-0		HOME		0-0-0		0-0-0		6-3-0							
5-7-0		0-0-0		0-0-0		AWAY		1-2-0		1-2-0		3-3-0							
0-0-0		0-0-0		0-0-0		NEUTRAL		0-0-0		0-0-0		0-0-0							
RPI S	Opponent		Score		RPI S	Opponent		Score		RPI S	Opponent		Score		RPI S	Opponent		Score	
2 A	North Carolina		2	11	48 H	North Carolina St.		2	6	56 A	Liberty		6	16	122 A	High Point		14	8
7 A	Clemson		5	13						56 H	Liberty		0	1	122 H	High Point		3	5
7 A	Clemson		0	1						70 H	Ga. Southern		8	6	134 A	UNCG		8	12
7 A	Clemson		0	3						70 H	Ga. Southern		0	7	134 H	UNCG		3	10
11 A	Wake Forest		1	14						70 H	Ga. Southern		1	5	141 A	Col. of Charleston		6	4
11 H	Wake Forest		1	13						84 A	East Carolina		2	7	141 A	Col. of Charleston		3	5
										84 H	East Carolina		7	11	141 A	Col. of Charleston		2	11
										97 A	William & Mary		2	8	164 H	Delaware		15	2
										97 A	William & Mary		6	14	164 H	Delaware		2	3
										97 A	William & Mary		7	6	164 H	Delaware		2	11
															179 H	Radford		10	1
															195 H	Northeastern		2	9
															195 H	Northeastern		6	0
															195 H	Northeastern		11	6
															201 H	VMI		4	10
															201 H	VMI		3	2
															201 H	VMI		8	3
															215 H	James Madison		3	0
															215 H	James Madison		9	2
															215 H	James Madison		7	1
															240 A	Towson		5	4
															240 A	Towson		10	11
															240 A	Towson		8	1
															255 H	Longwood		5	9
															255 H	Longwood		10	5
															255 H	Longwood		7	0
															267 H	Massachusetts		3	0
				LAST 10 GAMES															
				56 A	Liberty		6	16	141 A	Col. of Charleston		6	4	240 A	Towson		8	1	
				272 A	Hofstra		4	5	141 A	Col. of Charleston		3	5	255 H	Longwood		5	9	
				272 A	Hofstra		4	7	141 A	Col. of Charleston		2	11	255 H	Longwood		10	5	
				272 A	Hofstra		8	1	2 A	North Carolina		2	11	255 H	Longwood		7	0	
				134 H	UNCG		3	10	164 H	Delaware		2	3	267 H	Massachusetts		3	0	

Non-Div. I Games:

Elon

RPI	S	Opponent	Score	
267	H	Massachusetts	4	3
267	H	Massachusetts	5	1
272	A	Hofstra	4	5
272	A	Hofstra	8	1
272	A	Hofstra	4	7

Elon

E
l
o
n

E
l
o
n

Average RPI Win:	226	WON-LOST RECORD	WINNING PCT. RANK	LAST 10 GAMES	STRENGTH OF SCHEDULE	OPP. STRENGTH OF SCHEDULE	TEAM RPI	ADJ RPI	CONF. RPI	ADJ CONF. RPI
DIV. I ONLY		22-19-0	.53659 121	5-5-0	277	240	190	.47994 189	26	26
DIV. I NON-CONF.		12-10-0	.54545 115	2-1-0	193	176	99	.52536 99	25	25
<hr/>										
TOTALS	RPI 1-25	RPI 26-50		W-L RECORDS		RPI 51-100		RPI 101-150		RPI 150+
22-19-0	1-4-0	0-0-0		OVERALL		0-0-0		2-6-0		19-9-0
10-2-0	0-0-0	0-0-0		HOME		0-0-0		1-1-0		9-1-0
10-16-0	1-4-0	0-0-0		AWAY		0-0-0		1-4-0		8-6-0
2-1-0	0-0-0	0-0-0		NEUTRAL		0-0-0		0-1-0		2-0-0
12-10-0	1-4-0	0-0-0		NON-CONFERENCE		0-0-0		2-5-0		9-1-0
2-1-0	0-0-0	0-0-0		HOME		0-0-0		1-1-0		1-0-0
8-9-0	1-4-0	0-0-		AWAY		0-0-0		1-4-0		6-1-0
2-0-0	0-0-0	0-0-0		NEUTRAL		0-0-0		0-0-0		2-0-0
10-9-0	0-0-0	0-0-0		CONFERENCE		0-0-0		0-1-0		10-8-0
8-1-0	0-0-0	0-0-0		HOME		0-0-0		0-0-0		8-1-0
2-7-0	0-0-0	0-0-0		AWAY		0-0-0		0-0-0		2-7-0
0-1-0	0-0-0	0-0-0		NEUTRAL		0-0-0		0-1-0		0-0-0
RPI S	Opponent	Score		RPI S	Opponent	Score		RPI S	Opponent	Score
9 A	Virginia	3	5					105 A	Marshall	6 9
9 A	Virginia	8	5					105 A	Marshall	4 5
19 A	Baylor	3	6					105 A	Marshall	9 3
19 A	Baylor	3	7					117 A	Virginia Tech	3 8
19 A	Baylor	6	21					130 A	St. Bonaventure	2 7
								130 H	St. Bonaventure	2 1
								130 H	St. Bonaventure	1 5
								143 N	Canisius	0 8
								159 H	Fairfield	1 4
								159 H	Fairfield	11 7
								159 H	Fairfield	6 5
								184 H	Buffalo	22 15
								214 A	Monmouth	6 8
								214 A	Monmouth	5 6
								214 A	Monmouth	6 4
								237 H	Quinnipiac	10 2
								237 H	Quinnipiac	2 1
								237 H	Quinnipiac	17 8
								248 A	Rider	1 2
								248 A	Rider	1 2
								248 A	Rider	5 6
								249 A	Norfolk St.	6 1
								249 A	Norfolk St.	9 0
								249 A	Norfolk St.	4 0
								266 A	Manhattan	10 2
								266 A	Manhattan	2 4
								266 A	Manhattan	5 6
LAST 10 GAMES										
184 H	Buffalo	22	15	159 H	Fairfield	6	5	249 A	Norfolk St.	9 0
291 A	Lafayette	14	5	143 N	Canisius	0	8	249 A	Norfolk St.	4 0
291 A	Lafayette	7	8	214 A	Monmouth	5	6	266 A	Manhattan	10 2
159 H	Fairfield	1	4	214 A	Monmouth	6	4	266 A	Manhattan	2 4
159 H	Fairfield	11	7	214 A	Monmouth	6	8	266 A	Manhattan	5 6

Non-Div. I Games:

Niagara

RPI	S	Opponent	Score	
271	A	Bowling Green	3	2
271	A	Bowling Green	3	1
277	N	La Salle	9	0
277	N	La Salle	8	5
291	A	Lafayette	14	5
291	A	Lafayette	7	8
299	H	Saint Peter's	8	1
299	H	Saint Peter's	7	0
299	H	Saint Peter's	3	2

Niagara

Average RPI Win: 194		WON-LOST RECORD	WINNING PCT. RANK	LAST 10 GAMES	STRENGTH OF SCHEDULE	OPP. STRENGTH OF SCHEDULE	TEAM RPI	ADJ RPI	CONF. RPI	ADJ CONF. RPI	
Average RPI Loss: 149											
DIV. I ONLY		23-20-0	.53488 123	5-5-0	249	217	191	.47944 190	14	14	
DIV. I NON-CONF.		10-12-0	.45455 186	0-1-0	272	287	252	.44312 252	9	9	
TOTALS		RPI 1-25	RPI 26-50		W-L RECORDS		RPI 51-100		RPI 101-150		RPI 150+
23-20-0	0-0-0		0-0-0		OVERALL		0-5-0		7-8-0		16-7-0
12-4-0	0-0-0		0-0-0		HOME		0-0-0		1-3-0		11-1-0
8-9-0	0-0-0		0-0-0		AWAY		0-5-0		5-2-0		3-2-0
3-7-0	0-0-0		0-0-0		NEUTRAL		0-0-0		1-3-0		2-4-0
10-12-0	0-0-0		0-0-0		NON-CONFERENCE		0-3-0		1-3-0		9-6-0
5-1-0	0-0-0		0-0-0		HOME		0-0-0		0-0-0		5-1-0
2-4-0	0-0-0		0-0-		AWAY		0-3-0		0-0-0		2-1-0
3-7-0	0-0-0		0-0-0		NEUTRAL		0-0-0		1-3-0		2-4-0
13-8-0	0-0-0		0-0-0		CONFERENCE		0-2-0		6-5-0		7-1-0
7-3-0	0-0-0		0-0-0		HOME		0-0-0		1-3-0		6-0-0
6-5-0	0-0-0		0-0-0		AWAY		0-2-0		5-2-0		1-1-0
0-0-0	0-0-0		0-0-0		NEUTRAL		0-0-0		0-0-0		0-0-0
RPI S	Opponent	Score	RPI S	Opponent	Score	RPI S	Opponent	Score	RPI S	Opponent	Score
						65 A Yale	2 6		115 A Cornell	4 0	
						65 A Yale	4 5		115 A Cornell	5 0	
						98 A North Florida	2 3		115 A Cornell	0 2	
						98 A North Florida	0 6		115 A Cornell	3 2	
						98 A North Florida	3 7		119 H Dartmouth	5 9	
									119 H Dartmouth	7 6	
									128 A Columbia	7 6	
									128 A Columbia	7 12	
									128 A Columbia	6 3	
									128 H Columbia	5 7	
									128 H Columbia	4 14	
									130 N St. Bonaventure	0 4	
									150 N Marist	3 4	
									150 N Marist	0 5	
									150 N Marist	5 4	
									159 N Fairfield	5 7	
									159 N Fairfield	8 0	
									159 N Fairfield	6 3	
									164 A Delaware	9 10	
									178 H Princeton	10 2	
									178 H Princeton	3 1	
									178 H Princeton	5 4	
									178 H Princeton	17 5	
									183 H Harvard	4 0	
									183 H Harvard	7 4	
									212 A Brown	6 8	
									212 A Brown	4 2	
			LAST 10 GAMES								
			128 A Columbia	6 3	247 H Villanova	1 3					
			128 H Columbia	5 7	115 A Cornell	3 2					
			128 H Columbia	4 14	115 A Cornell	4 0					
			128 A Columbia	7 12	115 A Cornell	0 2					
			128 A Columbia	7 6	115 A Cornell	5 0					

Non-Div. I Games:

Penn

RPI	S	Opponent	Score	
220	N	Valparaiso	3	16
220	N	Valparaiso	0	3
247	A	Villanova	11	2
247	H	Villanova	1	3
277	N	La Salle	1	2
283	H	Lehigh	6	4
291	A	Lafayette	9	8
291	H	Lafayette	2	1
291	H	Lafayette	4	1
291	H	Lafayette	3	2
291	H	Lafayette	13	3

P
e
n
n

P
e
n
n

Penn

Average RPI Win:		161	WON-LOST RECORD		WINNING PCT. RANK		LAST 10 GAMES		STRENGTH OF SCHEDULE		OPP. STRENGTH OF SCHEDULE		TEAM RPI		ADJ RPI		CONF. RPI		ADJ CONF. RPI				
Average RPI Loss:		107																					
DIV. I ONLY			16-30-0		.34783 252		4-6-0		65		131		189		.47908 191		11		12				
DIV. I NON-CONF.			6-15-0		.28571 257		0-2-0		114		112		236		.45804 236		14		14				
TOTALS		RPI 1-25		RPI 26-50		W-L RECORDS		RPI 51-100		RPI 101-150		RPI 150+											
16-30-0		0-2-0		4-4-0		OVERALL		0-8-0		4-11-0		8-5-0											
8-18-0		0-1-0		2-2-0		HOME		0-5-0		2-6-0		4-4-0											
8-12-0		0-1-0		2-2-0		AWAY		0-3-0		2-5-0		4-1-0											
0-0-0		0-0-0		0-0-0		NEUTRAL		0-0-0		0-0-0		0-0-0											
6-15-0		0-2-0		0-2-0		NON-CONFERENCE		0-5-0		1-2-0		5-4-0											
1-12-0		0-1-0		0-1-0		HOME		0-5-0		0-2-0		1-3-0											
5-3-0		0-1-0		0-0-		AWAY		0-0-0		1-0-0		4-1-0											
0-0-0		0-0-0		0-0-0		NEUTRAL		0-0-0		0-0-0		0-0-0											
10-15-0		0-0-0		4-2-0		CONFERENCE		0-3-0		3-9-0		3-1-0											
7-6-0		0-0-0		2-1-0		HOME		0-0-0		2-4-0		3-1-0											
3-9-0		0-0-0		2-1-0		AWAY		0-3-0		1-5-0		0-0-0											
0-0-0		0-0-0		0-0-0		NEUTRAL		0-0-0		0-0-0		0-0-0											
RPI	S	Opponent		Score		RPI	S	Opponent		Score		RPI	S	Opponent		Score		RPI	S	Opponent		Score	
21	A	Texas		0	15	29	H	Houston		2	4	63	A	Sam Houston St.		1	19	103	A	UTSA		5	2
21	H	Texas		2	12	33	A	Texas A&M		2	5	63	A	Sam Houston St.		3	12	103	H	UTSA		3	7
						34	H	Southeastern La.		5	4	63	A	Sam Houston St.		3	6	118	A	Lamar University		2	4
						34	H	Southeastern La.		3	2	71	H	Missouri		6	7	118	A	Lamar University		4	6
						34	H	Southeastern La.		5	8	71	H	Missouri		0	9	118	A	Lamar University		2	8
						45	A	McNeese		4	6	79	H	UT Arlington		2	4	120	H	Illinois		14	15
						45	A	McNeese		10	4	79	H	UT Arlington		3	7	131	A	New Orleans		3	10
						45	A	McNeese		5	4	79	H	UT Arlington		6	8	131	A	New Orleans		8	4
																		131	A	New Orleans		9	10
																		135	H	Central Ark.		3	2
																		135	H	Central Ark.		13	15
																		135	H	Central Ark.		4	8
																		145	H	SFA		1	5
																		145	H	SFA		8	5
																		145	H	SFA		4	9
																		181	H	Bradley		5	9
																		181	H	Bradley		10	7
																		181	H	Bradley		6	7
																		228	H	Northwestern St.		14	9
																		228	H	Northwestern St.		3	6
																		228	H	Northwestern St.		9	1
																		238	A	UTRGV		7	6
																		238	A	UTRGV		7	1
																		238	A	UTRGV		3	13
																		238	A	UTRGV		4	1
																		238	H	UTRGV		3	4
																		270	H	Incarnate Word		10	8
LAST 10 GAMES																							

Non-Div. I Games: Houston-Victoria 3 5 Houston-Victoria 7 5

A&M-Corpus Christi

RPI	S	Opponent	Score	
285	A	Prairie View	11	5

A&M-Corpus Christi

A
&
M
-
C
o
r
p
u
s
C
h
r
i
s
t
i

A
&
M
-
C
o
r
p
u
s
C
h
r
i
s
t
i

Average RPI Win:	220	WON-LOST RECORD	WINNING PCT. RANK	LAST 10 GAMES	STRENGTH OF SCHEDULE	OPP. STRENGTH OF SCHEDULE	TEAM RPI	ADJ RPI	CONF. RPI	ADJ CONF. RPI				
DIV. I ONLY		25-21-0	.54348 112	5-5-0	255	219	192	.47859 192	27	27				
DIV. I NON-CONF.		7-13-0	.35 241	1-3-0	213	196	249	.44467 249	29	29				
<hr/>														
TOTALS	RPI 1-25	RPI 26-50		W-L RECORDS		RPI 51-100		RPI 101-150		RPI 150+				
25-21-0	0-0-0	0-0-0		OVERALL		5-5-0		3-10-0		17-6-0				
14-7-0	0-0-0	0-0-0		HOME		2-3-0		0-2-0		12-2-0				
11-10-0	0-0-0	0-0-0		AWAY		3-2-0		3-6-0		5-2-0				
0-4-0	0-0-0	0-0-0		NEUTRAL		0-0-0		0-2-0		0-2-0				
<hr/>														
7-13-0	0-0-0	0-0-0		NON-CONFERENCE		3-1-0		1-9-0		3-3-0				
4-4-0	0-0-0	0-0-0		HOME		1-1-0		0-2-0		3-1-0				
3-5-0	0-0-0	0-0-		AWAY		2-0-0		1-5-0		0-0-0				
0-4-0	0-0-0	0-0-0		NEUTRAL		0-0-0		0-2-0		0-2-0				
<hr/>														
18-8-0	0-0-0	0-0-0		CONFERENCE		2-4-0		2-1-0		14-3-0				
10-3-0	0-0-0	0-0-0		HOME		1-2-0		0-0-0		9-1-0				
8-5-0	0-0-0	0-0-0		AWAY		1-2-0		2-1-0		5-2-0				
0-0-0	0-0-0	0-0-0		NEUTRAL		0-0-0		0-0-0		0-0-0				
<hr/>														
RPI S	Opponent	Score	RPI S	Opponent	Score	RPI S	Opponent	Score	RPI S	Opponent	Score			
						76 A	Charlotte	12 6	111 N	Western Caro.	7 16			
						76 H	Charlotte	6 5	121 A	Duke	2 10			
						80 A	Winthrop	7 4	122 H	High Point	5 9			
						80 H	Winthrop	4 11	126 A	Furman	3 7			
						81 A	Bethune-Cookman	1 13	126 A	Furman	2 17			
						81 A	Bethune-Cookman	6 1	126 A	Furman	11 10			
						81 A	Bethune-Cookman	6 9	127 A	Florida A&M	0 10			
						81 H	Bethune-Cookman	5 10	127 A	Florida A&M	4 3			
						81 H	Bethune-Cookman	4 10	127 A	Florida A&M	7 1			
						81 H	Bethune-Cookman	6 5	134 N	UNCG	4 5			
												148 A	Davidson	1 12
												148 A	Davidson	3 5
												148 H	Davidson	0 6
												173 H	Presbyterian	2 3
												215 N	James Madison	1 5
												249 A	Norfolk St.	4 3
												249 H	Norfolk St.	7 12
												252 A	N.C. Central	8 6
												252 A	N.C. Central	1 11
												252 A	N.C. Central	7 10
												252 H	N.C. Central	4 3
												252 H	N.C. Central	8 7
												252 H	N.C. Central	5 2
												254 N	Richmond	1 3
												287 H	UMES	11 4
287 H	UMES	17 9												
287 H	UMES	19 5												
LAST 10 GAMES												252 H	N.C. Central	8 7
288 A	Savannah St.	12 2	81 A	Bethune-Cookman	6 1							252 H	N.C. Central	5 2
288 A	Savannah St.	7 2	81 A	Bethune-Cookman	1 13							254 N	Richmond	1 3
288 A	Savannah St.	11 10	148 A	Davidson	3 5	287 H	UMES	11 4						
80 A	Winthrop	7 4	148 A	Davidson	1 12	287 H	UMES	17 9						
81 A	Bethune-Cookman	6 9	148 H	Davidson	0 6	287 H	UMES	19 5						

Non-Div. I Games:

N.C. A&T

RPI	S	Opponent	Score	
288	A	Savannah St.	7	2
288	A	Savannah St.	12	2
288	A	Savannah St.	11	10
288	H	Savannah St.	2	1
288	H	Savannah St.	12	3
288	H	Savannah St.	11	5
297	H	Mt. St. Mary's	3	1
297	H	Mt. St. Mary's	14	7
297	H	Mt. St. Mary's	4	2

N
.
C
.
A
&
T

N
.
C
.
A
&
T

Average RPI Win:	176	WON-LOST RECORD	WINNING PCT. RANK	LAST 10 GAMES	STRENGTH OF SCHEDULE	OPP. STRENGTH OF SCHEDULE	TEAM RPI	ADJ RPI	CONF. RPI	ADJ CONF. RPI				
DIV. I ONLY		15-31-0	.32609	260	6-4-0	85	209	193	.47854	193	19	19		
DIV. I NON-CONF.		5-17-0	.22727	274	2-1-0	73	201	223	.46616	223	20	20		
<hr/>														
TOTALS	RPI 1-25	RPI 26-50		W-L RECORDS		RPI 51-100		RPI 101-150		RPI 150+				
15-31-0	0-0-0	0-3-0		OVERALL		0-7-0		5-13-0		10-8-0				
8-7-0	0-0-0	0-0-0		HOME		0-0-0		1-3-0		7-4-0				
7-24-0	0-0-0	0-3-0		AWAY		0-7-0		4-10-0		3-4-0				
0-0-0	0-0-0	0-0-0		NEUTRAL		0-0-0		0-0-0		0-0-0				
<hr/>														
5-17-0	0-0-0	0-3-0		NON-CONFERENCE		0-4-0		1-8-0		4-2-0				
2-1-0	0-0-0	0-0-0		HOME		0-0-0		0-1-0		2-0-0				
3-16-0	0-0-0	0-0-		AWAY		0-4-0		1-7-0		2-2-0				
0-0-0	0-0-0	0-0-0		NEUTRAL		0-0-0		0-0-0		0-0-0				
<hr/>														
10-14-0	0-0-0	0-0-0		CONFERENCE		0-3-0		4-5-0		6-6-0				
6-6-0	0-0-0	0-0-0		HOME		0-0-0		1-2-0		5-4-0				
4-8-0	0-0-0	0-0-0		AWAY		0-3-0		3-3-0		1-2-0				
0-0-0	0-0-0	0-0-0		NEUTRAL		0-0-0		0-0-0		0-0-0				
<hr/>														
RPI	S	Opponent	Score	RPI	S	Opponent	Score	RPI	S	Opponent	Score			
				44	A	South Ala.	2 8	71	A	Missouri	1 10			
				44	A	South Ala.	3 8	95	A	Tennessee Tech	9 13			
				44	A	South Ala.	0 32	95	A	Tennessee Tech	3 5			
								95	A	Tennessee Tech	4 11			
								99	A	Kansas St.	11 12			
								99	A	Kansas St.	0 14			
								99	A	Kansas St.	10 15			
										107	A Jacksonville St.	6 7		
										107	A Jacksonville St.	3 6		
										107	A Jacksonville St.	7 5		
										114	A Samford	1 4		
										114	A Samford	6 7		
										114	A Samford	4 9		
										123	A Morehead St.	9 8		
										123	A Morehead St.	14 7		
										123	A Morehead St.	15 16		
										132	H Southeast Mo. St.	3 7		
										132	H Southeast Mo. St.	6 7		
										132	H Southeast Mo. St.	5 4		
										135	A Central Ark.	4 2		
										135	A Central Ark.	1 8		
										135	A Central Ark.	6 10		
										135	A Central Ark.	1 6		
										144	A Saint Louis	1 12		
										144	H Saint Louis	5 8		
										154	A Butler	10 6		
										158	A Belmont	7 3		
										158	A Belmont	3 8		
										158	A Belmont	1 10		
										168	A Indiana St.	1 2		
										168	H Indiana St.	8 7		
										170	A Alabama	0 5		
										180	H Murray St.	8 10		
										180	H Murray St.	7 5		
<hr/>														
LAST 10 GAMES														
				282	A	Chicago St.	6 2	123	A	Morehead St.	9 8	168	A Indiana St.	1 2
				206	H	UT Martin	9 8	123	A	Morehead St.	14 7	168	H Indiana St.	8 7
				206	H	UT Martin	3 15	144	H	Saint Louis	5 8	170	A Alabama	0 5
				206	H	UT Martin	14 17	168	H	Indiana St.	8 7	180	H Murray St.	8 10
				123	A	Morehead St.	15 16	230	H	Eastern Ky.	11 9	180	H Murray St.	7 5

Non-Div. I Games: Lindenwood (IL) 8 5 Robert Morris (IL) 12 4 Ill.-Springfield 18 11

Eastern Ill.

Eastern Ill.

Through Games Of May 10, 2017

RPI	S	Opponent	Score	
180	H	Murray St.	10	11
182	H	Southern Ill.	10	7
206	H	UT Martin	9	8
206	H	UT Martin	3	15
206	H	UT Martin	14	17
230	H	Eastern Ky.	13	11
230	H	Eastern Ky.	16	5
230	H	Eastern Ky.	11	9
282	A	Chicago St.	6	2

E
a
s
t
e
r
n
I
l
l
.

E
a
s
t
e
r
n
I
l
l
.

Eastern Ill.

Average RPI Win: 223		WON-LOST RECORD		WINNING PCT. RANK		LAST 10 GAMES		STRENGTH OF SCHEDULE		OPP. STRENGTH OF SCHEDULE		TEAM RPI		ADJ RPI		CONF. RPI		ADJ CONF. RPI	
DIV. I ONLY		26-22-0		.54167 114		5-5-0		272		232		194		.47774 194		10		10	
DIV. I NON-CONF.		23-13-0		.63889 65		2-1-0		295		268		179		.48518 179		16		16	
TOTALS		RPI 1-25		RPI 26-50		W-L RECORDS		RPI 51-100		RPI 101-150		RPI 150+							
26-22-0		0-0-0		1-2-0		OVERALL		1-3-0		3-3-0		21-14-0							
8-7-0		0-0-0		1-2-0		HOME		0-0-0		1-0-0		6-5-0							
11-13-0		0-0-0		0-0-0		AWAY		0-3-0		1-2-0		10-8-0							
7-2-0		0-0-0		0-0-0		NEUTRAL		1-0-0		1-1-0		5-1-0							
23-13-0		0-0-0		0-0-0		NON-CONFERENCE		1-0-0		3-3-0		19-10-0							
7-2-0		0-0-0		0-0-0		HOME		0-0-0		1-0-0		6-2-0							
9-9-0		0-0-0		0-0-		AWAY		0-0-0		1-2-0		8-7-0							
7-2-0		0-0-0		0-0-0		NEUTRAL		1-0-0		1-1-0		5-1-0							
3-9-0		0-0-0		1-2-0		CONFERENCE		0-3-0		0-0-0		2-4-0							
1-5-0		0-0-0		1-2-0		HOME		0-0-0		0-0-0		0-3-0							
2-4-0		0-0-0		0-0-0		AWAY		0-3-0		0-0-0		2-1-0							
0-0-0		0-0-0		0-0-0		NEUTRAL		0-0-0		0-0-0		0-0-0							
RPI	S	Opponent	Score	RPI	S	Opponent	Score	RPI	S	Opponent	Score	RPI	S	Opponent	Score				
				31	H	St. John's (NY)	1 7	86	A	Seton Hall	2 11	115	H	Cornell	3 1				
				31	H	St. John's (NY)	8 9	86	A	Seton Hall	5 10	125	N	Central Mich.	7 9				
				31	H	St. John's (NY)	13 5	86	A	Seton Hall	4 5	139	N	Ball St.	3 0				
								87	N	Boston College	4 3	148	A	Davidson	4 9				
												148	A	Davidson	1 8				
												148	A	Davidson	6 5				
												152	H	Creighton	4 6				
												152	H	Creighton	9 11				
												152	H	Creighton	5 7				
												153	A	Wofford	11 18				
												162	H	UMBC	2 10				
												166	A	Gardner-Webb	1 8				
												166	A	Gardner-Webb	4 2				
												166	A	Gardner-Webb	3 4				
												176	A	George Washington	6 4				
												176	H	George Washington	8 7				
												185	A	Navy	11 3				
												185	H	Navy	2 6				
												211	A	George Mason	7 3				
												211	A	George Mason	4 2				
												211	A	George Mason	1 11				
												212	A	Brown	3 2				
												212	A	Brown	10 11				
												212	A	Brown	0 2				
												223	N	Western Mich.	12 8				
												245	A	USC Upstate	0 12				
												247	A	Villanova	7 0				

Non-Div. I Games:

Georgetown

RPI	S	Opponent	Score	
247	A	Villanova	0	4
247	A	Villanova	3	2
263	N	Dayton	7	8
282	N	Chicago St.	11	0
287	H	UMES	8	5
291	N	Lafayette	13	6
291	N	Lafayette	14	7
291	N	Lafayette	10	4
294	A	Coppin St.	6	5
294	H	Coppin St.	14	4
297	A	Mt. St. Mary's	13	2
298	H	NYIT	13	3
298	H	NYIT	9	0
298	H	NYIT	6	4

Georgetown

G
e
o
r
g
e
t
o
w
n

G
e
o
r
g
e
t
o
w
n

[illegible]

Non-Div. I Games:

Northeastern

RPI	S	Opponent	Score	
283	N	Lehigh	12	6
298	H	NYIT	8	3
298	H	NYIT	11	0
298	H	NYIT	12	3
298	H	NYIT	16	7

N
o
r
t
h
e
a
s
t
e
r
n

N
o
r
t
h
e
a
s
t
e
r
n

Northeastern

Page 301

[illegible]

Non-Div. I Games:

Alabama St.

RPI	S	Opponent	Score	
286	A	Alcorn	8	3
286	H	Alcorn	9	4
286	H	Alcorn	6	4
286	H	Alcorn	10	0
292	A	Mississippi Val.	7	6
292	A	Mississippi Val.	7	5
292	A	Mississippi Val.	14	2
292	H	Mississippi Val.	10	5
292	H	Mississippi Val.	2	7
292	H	Mississippi Val.	12	3
295	A	Alabama A&M	5	3
295	A	Alabama A&M	11	2
295	H	Alabama A&M	2	5
295	H	Alabama A&M	5	4
295	H	Alabama A&M	14	2
295	N	Alabama A&M	9	2

Alabama St.

A
l
a
b
a
m
a
S
t
.

A
l
a
b
a
m
a
S
t
.

Average RPI Win: 187		WON-LOST	WINNING	LAST 10	STRENGTH OF		OPP. STRENGTH	TEAM	ADJ	CONF.	ADJ CONF.
Average RPI Loss: 106		RECORD	PCT. RANK	GAMES	SCHEDULE		OF SCHEDULE	RPI	RPI	RPI	RPI
DIV. I ONLY		22-24-0	.47826	167	3-7-0		201	112	197	.47695	197
DIV. I NON-CONF.		12-10-0	.54545	115	0-1-0		268	162	215	.47021	214
TOTALS		RPI 1-25	RPI 26-50		W-L RECORDS		RPI 51-100		RPI 101-150		RPI 150+
22-24-0	0-1-0	2-7-0		OVERALL		3-8-0		1-1-0		16-7-0	
14-12-0	0-1-0	2-3-0		HOME		2-5-0		1-0-0		9-3-0	
8-12-0	0-0-0	0-4-0		AWAY		1-3-0		0-1-0		7-4-0	
0-0-0	0-0-0	0-0-0		NEUTRAL		0-0-0		0-0-0		0-0-0	
12-10-0	0-1-0	1-2-0		NON-CONFERENCE		3-2-0		1-1-0		7-4-0	
8-6-0	0-1-0	1-1-0		HOME		2-2-0		1-0-0		4-2-0	
4-4-0	0-0-0	0-0-		AWAY		1-0-0		0-1-0		3-2-0	
0-0-0	0-0-0	0-0-0		NEUTRAL		0-0-0		0-0-0		0-0-0	
10-14-0	0-0-0	1-5-0		CONFERENCE		0-6-0		0-0-0		9-3-0	
6-6-0	0-0-0	1-2-0		HOME		0-3-0		0-0-0		5-1-0	
4-8-0	0-0-0	0-3-0		AWAY		0-3-0		0-0-0		4-2-0	
0-0-0	0-0-0	0-0-0		NEUTRAL		0-0-0		0-0-0		0-0-0	
RPI S	Opponent	Score	RPI S	Opponent	Score	RPI S	Opponent	Score	RPI S	Opponent	Score
13 H	Missouri St.	0 13	35 A	Ole Miss	4 16	64 A	Coastal Caro.	1 6	132 A	Southeast Mo. St.	4 10
			39 H	Louisiana Tech	6 5	64 A	Coastal Caro.	6 11	132 H	Southeast Mo. St.	10 1
			39 H	Louisiana Tech	3 19	64 A	Coastal Caro.	0 5	171 A	Appalachian St.	5 3
			44 H	South Ala.	2 12	79 H	UT Arlington	7 11	171 A	Appalachian St.	6 7
			44 H	South Ala.	12 10	79 H	UT Arlington	3 15	171 A	Appalachian St.	4 1
			44 H	South Ala.	5 15	79 H	UT Arlington	0 2	174 A	Austin Peay	8 9
			49 A	Louisiana	2 3	83 H	Cincinnati	4 11	182 A	Southern Ill.	4 3
			49 A	Louisiana	0 8	83 H	Cincinnati	5 1	182 H	Southern Ill.	2 4
			49 A	Louisiana	2 13	83 H	Cincinnati	5 4	187 A	Texas St.	7 16
						92 A	Memphis	11 4	187 A	Texas St.	13 7
						92 H	Memphis	1 2	187 A	Texas St.	8 7
									200 H	Georgia St.	10 5
									200 H	Georgia St.	4 2
									200 H	Georgia St.	14 1
									228 A	Northwestern St.	3 2
									228 A	Northwestern St.	5 9
									228 A	Northwestern St.	12 3
									242 H	La.-Monroe	8 3
									242 H	La.-Monroe	12 6
									242 H	La.-Monroe	3 5
									292 H	Mississippi Val.	9 10
									298 H	NYIT	13 5
									298 H	NYIT	5 2
									298 H	NYIT	11 5
									298 H	NYIT	6 0
LAST 10 GAMES			79 H	UT Arlington	0 2	171 A	Appalachian St.	6 7			
			79 H	UT Arlington	3 15	92 H	Memphis	1 2			
			79 H	UT Arlington	7 11	44 H	South Ala.	5 15			
			171 A	Appalachian St.	4 1	44 H	South Ala.	2 12			
			171 A	Appalachian St.	5 3	44 H	South Ala.	12 10			

Non-Div. I Games:

Arkansas St.

[illegible]

Non-Div. I Games:

Albany (NY)

RPI	S	Opponent	Score	
266	A	Manhattan	16	5
266	H	Manhattan	7	3
272	N	Hofstra	7	6
272	N	Hofstra	4	3
272	N	Hofstra	3	1
298	A	NYIT	0	3
298	A	NYIT	8	1

A
l
b
a
n
y
(
N
Y
)

A
l
b
a
n
y
(
N
Y
)

Albany (NY)

Average RPI Win:		185	WON-LOST RECORD		WINNING PCT. RANK		LAST 10 GAMES		STRENGTH OF SCHEDULE		OPP. STRENGTH OF SCHEDULE		TEAM RPI		ADJ RPI		CONF. RPI		ADJ CONF. RPI				
DIV. I ONLY			19-27-0		.41304 218		4-6-0		157		191		199		.47587 199		18		18				
DIV. I NON-CONF.			11-17-0		.39286 218		1-3-0		168		187		217		.46992 216		19		19				
TOTALS		RPI 1-25		RPI 26-50		W-L RECORDS		RPI 51-100		RPI 101-150		RPI 150+											
19-27-0		0-1-0		0-2-0		OVERALL		1-4-0		3-6-0		15-14-0											
10-10-0		0-0-0		0-0-0		HOME		1-3-0		1-0-0		8-7-0											
8-16-0		0-1-0		0-2-0		AWAY		0-1-0		2-6-0		6-6-0											
1-1-0		0-0-0		0-0-0		NEUTRAL		0-0-0		0-0-0		1-1-0											
11-17-0		0-1-0		0-2-0		NON-CONFERENCE		0-2-0		2-4-0		9-8-0											
7-4-0		0-0-0		0-0-0		HOME		0-1-0		1-0-0		6-3-0											
3-12-0		0-1-0		0-0-		AWAY		0-1-0		1-4-0		2-4-0											
1-1-0		0-0-0		0-0-0		NEUTRAL		0-0-0		0-0-0		1-1-0											
8-10-0		0-0-0		0-0-0		CONFERENCE		1-2-0		1-2-0		6-6-0											
3-6-0		0-0-0		0-0-0		HOME		1-2-0		0-0-0		2-4-0											
5-4-0		0-0-0		0-0-0		AWAY		0-0-0		1-2-0		4-2-0											
0-0-0		0-0-0		0-0-0		NEUTRAL		0-0-0		0-0-0		0-0-0											
RPI	S	Opponent		Score		RPI	S	Opponent		Score		RPI	S	Opponent		Score							
2	A	North Carolina		4	16	37	A	Tennessee		2	5	76	A	Charlotte		5	14	111	H	Western Caro.		5	3
						48	A	North Carolina St.		1	13	80	H	Winthrop		0	8	114	A	Samford		6	4
												80	H	Winthrop		4	3	114	A	Samford		2	6
												80	H	Winthrop		0	1	114	A	Samford		1	4
												95	H	Tennessee Tech		9	20	122	A	High Point		2	5
																		122	A	High Point		0	7
																		122	A	High Point		3	1
																		126	A	Furman		1	12
																		134	A	UNCG		3	14
																		153	A	Wofford		7	6
																		153	H	Wofford		8	17
																		162	H	UMBC		7	6
																		162	H	UMBC		11	5
																		162	H	UMBC		4	8
																		171	A	Appalachian St.		3	4
																		171	H	Appalachian St.		5	3
																		173	A	Presbyterian		4	2
																		173	A	Presbyterian		4	7
																		173	A	Presbyterian		7	1
																		179	H	Radford		7	6
																		179	H	Radford		2	5
																		179	H	Radford		2	13
																		205	H	Charleston So.		3	10
																		205	H	Charleston So.		3	19
																		205	H	Charleston So.		2	1
																		215	N	James Madison		9	25
																		222	A	Campbell		7	9
LAST 10 GAMES																							
	2	A	North Carolina		4	16		126	A	Furman		1	12		205	H	Charleston So.		3	10			
	179	H	Radford		7	6		222	A	Campbell		11	9		205	H	Charleston So.		3	19			
	179	H	Radford		2	5		222	A	Campbell		7	9		205	H	Charleston So.		2	1			
	179	H	Radford		2	13		222	A	Campbell		10	5		215	N	James Madison		9	25			
	171	H	Appalachian St.		5	3		37	A	Tennessee		2	5		222	A	Campbell		7	9			

Non-Div. I Games:

UNC Asheville

RPI	S	Opponent	Score	
222	A	Campbell	11	9
222	A	Campbell	10	5
245	A	USC Upstate	9	10
245	H	USC Upstate	8	4
254	A	Richmond	3	5
254	A	Richmond	2	4
254	A	Richmond	4	1
256	H	Iona	4	2
256	H	Iona	1	4
256	H	Iona	10	8
263	N	Dayton	12	6

UNC Asheville

U
N
C
A
s
h
e
v
i
l
l
e

U
N
C
A
s
h
e
v
i
l
l
e

Average RPI Win:	163	WON-LOST RECORD		WINNING PCT. RANK		LAST 10 GAMES		STRENGTH OF SCHEDULE		OPP. STRENGTH OF SCHEDULE		TEAM RPI		ADJ RPI		CONF. RPI		ADJ CONF. RPI	
DIV. I ONLY		20-28-0		.41667	216	6-4-0		153		109		200		.47573	200	9		9	
DIV. I NON-CONF.		12-12-0		.5	144	2-1-0		156		104		163		.49437	163	10		10	
<hr/>																			
TOTALS		RPI 1-25		RPI 26-50		W-L RECORDS		RPI 51-100		RPI 101-150		RPI 150+							
20-28-0		0-1-0		1-5-0		OVERALL		4-10-0		4-2-0		11-10-0							
12-12-0		0-1-0		0-1-0		HOME		2-6-0		4-2-0		6-2-0							
6-14-0		0-0-0		1-4-0		AWAY		2-4-0		0-0-0		3-6-0							
2-2-0		0-0-0		0-0-0		NEUTRAL		0-0-0		0-0-0		2-2-0							
<hr/>																			
12-12-0		0-1-0		1-2-0		NON-CONFERENCE		3-5-0		2-1-0		6-3-0							
7-5-0		0-1-0		0-1-0		HOME		1-1-0		2-1-0		4-1-0							
3-5-0		0-0-0		1-0-		AWAY		2-4-0		0-0-0		0-0-0							
2-2-0		0-0-0		0-0-0		NEUTRAL		0-0-0		0-0-0		2-2-0							
<hr/>																			
8-16-0		0-0-0		0-3-0		CONFERENCE		1-5-0		2-1-0		5-7-0							
5-7-0		0-0-0		0-0-0		HOME		1-5-0		2-1-0		2-1-0							
3-9-0		0-0-0		0-3-0		AWAY		0-0-0		0-0-0		3-6-0							
0-0-0		0-0-0		0-0-0		NEUTRAL		0-0-0		0-0-0		0-0-0							
<hr/>																			
RPI	S	Opponent	Score		RPI	S	Opponent	Score		RPI	S	Opponent	Score		RPI	S	Opponent	Score	
22	H	Oklahoma	4	5	35	A	Ole Miss	0	1	54	A	Georgia Tech	5	12	104	H	Troy	3	5
					35	A	Ole Miss	2	0	54	H	Georgia Tech	0	7	104	H	Troy	3	2
					44	A	South Ala.	0	7	64	H	Coastal Caro.	5	8	104	H	Troy	9	3
					44	A	South Ala.	6	16	64	H	Coastal Caro.	0	4	105	H	Marshall	8	3
					44	A	South Ala.	9	19	64	H	Coastal Caro.	0	17	126	H	Furman	5	0
					50	H	Mercer	4	11	66	H	BYU	3	2	140	H	Kennesaw St.	7	10
										73	A	Minnesota	7	5	171	A	Appalachian St.	8	6
										73	A	Minnesota	1	9	171	A	Appalachian St.	1	13
										79	H	UT Arlington	1	7	171	A	Appalachian St.	1	6
										79	H	UT Arlington	7	10	187	A	Texas St.	9	10
										79	H	UT Arlington	2	1	187	A	Texas St.	11	8
										89	A	Jacksonville	2	7	187	A	Texas St.	11	7
										89	A	Jacksonville	8	9	197	A	Arkansas St.	2	4
										89	A	Jacksonville	5	2	197	A	Arkansas St.	1	14
															197	A	Arkansas St.	5	10
															223	H	Western Mich.	6	4
															233	N	Army West Point	5	2
															233	N	Army West Point	3	0
															235	H	Northern Ky.	10	6
															235	H	Northern Ky.	7	8
															235	H	Northern Ky.	12	4
					LAST 10 GAMES														
					288	H	Savannah St.	3	0	73	A	Minnesota	1	9	242	H	La.-Monroe	4	3
					187	A	Texas St.	11	8	242	H	La.-Monroe	6	1	242	H	La.-Monroe	3	4
					187	A	Texas St.	9	10	242	H	La.-Monroe	4	3	271	N	Bowling Green	1	4
					187	A	Texas St.	11	7	242	H	La.-Monroe	3	4	271	N	Bowling Green	3	6
					73	A	Minnesota	7	5	171	A	Appalachian St.	1	13	288	H	Savannah St.	3	0

Non-Div. I Games:

Georgia St.

VMI				Through Games Of May 10, 2017											
Average RPI Win:		190	WON-LOST RECORD	WINNING PCT. RANK	LAST 10 GAMES	STRENGTH OF SCHEDULE	OPP. STRENGTH OF SCHEDULE	TEAM RPI	ADJ RPI	CONF. RPI	ADJ CONF. RPI				
Average RPI Loss:		139													
DIV. I ONLY			20-27-0	.42553	208	3-7-0	156	182	201	.47508	201	12	11		
DIV. I NON-CONF.			14-15-0	.48276	161	1-3-0	205	216	204	.47633	202	15	15		
<hr/>															
TOTALS		RPI 1-25		RPI 26-50		W-L RECORDS		RPI 51-100		RPI 101-150		RPI 150+			
20-27-0		0-1-0		1-4-0		OVERALL		0-1-0		3-8-0		16-13-0			
12-11-0		0-0-0		1-3-0		HOME		0-0-0		3-4-0		8-4-0			
7-14-0		0-1-0		0-1-0		AWAY		0-1-0		0-4-0		7-7-0			
1-2-0		0-0-0		0-0-0		NEUTRAL		0-0-0		0-0-0		1-2-0			
14-15-0		0-1-0		1-1-0		NON-CONFERENCE		0-1-0		0-2-0		13-10-0			
9-5-0		0-0-0		1-0-0		HOME		0-0-0		0-1-0		8-4-0			
4-8-0		0-1-0		0-0-		AWAY		0-1-0		0-1-0		4-4-0			
1-2-0		0-0-0		0-0-0		NEUTRAL		0-0-0		0-0-0		1-2-0			
6-12-0		0-0-0		0-3-0		CONFERENCE		0-0-0		3-6-0		3-3-0			
3-6-0		0-0-0		0-3-0		HOME		0-0-0		3-3-0		0-0-0			
3-6-0		0-0-0		0-0-0		AWAY		0-0-0		0-3-0		3-3-0			
0-0-0		0-0-0		0-0-0		NEUTRAL		0-0-0		0-0-0		0-0-0			
RPI	S	Opponent	Score	RPI	S	Opponent	Score	RPI	S	Opponent	Score	RPI	S	Opponent	Score
9	A	Virginia	7 9	42	A	Old Dominion	2 14	97	A	William & Mary	0 7	106	A	VCU	4 5
				42	H	Old Dominion	17 14					106	H	VCU	4 11
				50	H	Mercer	6 9					111	A	Western Caro.	1 9
				50	H	Mercer	5 17					111	A	Western Caro.	3 19
				50	H	Mercer	6 10					111	A	Western Caro.	5 10
												114	H	Samford	8 9
												114	H	Samford	1 2
												114	H	Samford	4 0
												134	H	UNCG	5 8
												134	H	UNCG	8 7
												134	H	UNCG	7 3
												153	A	Wofford	4 3
												153	A	Wofford	3 13
												153	A	Wofford	8 1
												161	A	UNCW	3 4
												171	N	Appalachian St.	11 5
												171	N	Appalachian St.	1 3
												176	H	George Washington	13 8
												176	H	George Washington	10 0
												176	H	George Washington	5 6
												179	A	Radford	3 9
												179	A	Radford	7 5
												179	H	Radford	9 15
												188	A	Elon	2 3
												188	A	Elon	3 8
												188	A	Elon	10 4
												211	N	George Mason	1 21
<hr/>															
				LAST 10 GAMES											
				134	H	UNCG	5 8	179	A	Radford	3 9	179	H	Radford	9 15
				134	H	UNCG	8 7	179	A	Radford	7 5	188	A	Elon	2 3
				134	H	UNCG	7 3	111	A	Western Caro.	5 10	188	A	Elon	3 8
				106	H	VCU	4 11	111	A	Western Caro.	3 19	188	A	Elon	10 4
				179	H	Radford	9 15	111	A	Western Caro.	1 9	211	N	George Mason	1 21

Non-Div. I Games:

VMI

RPI	S	Opponent	Score	
215	A	James Madison	6	1
236	A	The Citadel	4	1
236	A	The Citadel	0	3
236	A	The Citadel	2	4
237	H	Quinnipiac	13	7
237	H	Quinnipiac	5	8
237	H	Quinnipiac	9	5
246	H	Bucknell	0	4
246	H	Bucknell	6	1
246	H	Bucknell	10	2
254	H	Richmond	6	3
255	A	Longwood	6	4
255	H	Longwood	4	3

V
M
I

V
M
I

Average RPI Win: 223		WON-LOST RECORD	WINNING PCT. RANK	LAST 10 GAMES	STRENGTH OF SCHEDULE	OPP. STRENGTH OF SCHEDULE	TEAM RPI	ADJ RPI	CONF. RPI	ADJ CONF. RPI				
Average RPI Loss: 109														
DIV. I ONLY		26-20-0	.56522	97	0-1-0	259	179	202	.47404	202	20	20		
DIV. I NON-CONF.		18-13-0	.58065	97	0-1-0	270	204	226	.46517	226	21	21		
<hr/>														
TOTALS		RPI 1-25	RPI 26-50		W-L RECORDS		RPI 51-100		RPI 101-150		RPI 150+			
26-20-0		0-1-0	1-6-0		OVERALL		2-6-0		4-1-0		19-6-0			
18-11-0		0-1-0	0-3-0		HOME		2-2-0		3-1-0		13-4-0			
8-8-0		0-0-0	1-2-0		AWAY		0-4-0		1-0-0		6-2-0			
0-1-0		0-0-0	0-1-0		NEUTRAL		0-0-0		0-0-0		0-0-0			
18-13-0		0-1-0	1-6-0		NON-CONFERENCE		1-1-0		2-0-0		14-5-0			
15-8-0		0-1-0	0-3-0		HOME		1-0-0		1-0-0		13-4-0			
3-4-0		0-0-0	1-0-		AWAY		0-1-0		1-0-0		1-1-0			
0-1-0		0-0-0	0-1-0		NEUTRAL		0-0-0		0-0-0		0-0-0			
8-7-0		0-0-0	0-0-0		CONFERENCE		1-5-0		2-1-0		5-1-0			
3-3-0		0-0-0	0-0-0		HOME		1-2-0		2-1-0		0-0-0			
5-4-0		0-0-0	0-0-0		AWAY		0-3-0		0-0-0		5-1-0			
0-0-0		0-0-0	0-0-0		NEUTRAL		0-0-0		0-0-0		0-0-0			
RPI	S	Opponent	Score		RPI	S	Opponent	Score		RPI	S	Opponent	Score	
13	H	Missouri St.	4	6	26	N	Vanderbilt	0	10	89	A	Jacksonville	1	2
					36	H	Michigan	2	8	89	A	Jacksonville	5	6
					36	H	Michigan	0	5	89	A	Jacksonville	3	5
					36	H	Michigan	3	4	95	A	Tennessee Tech	1	10
					40	A	Auburn	0	8	95	H	Tennessee Tech	11	9
					40	A	Auburn	8	7	98	H	North Florida	8	1
					40	A	Auburn	4	5	98	H	North Florida	1	11
										98	H	North Florida	5	7
					LAST 10 GAMES									
					174	A	Austin Peay	11	14	140	H	Kennesaw St.	1	0
					295	H	Alabama A&M	9	4	140	H	Kennesaw St.	13	2
					292	H	Mississippi Val.	9	3	140	H	Kennesaw St.	1	4
					292	H	Mississippi Val.	9	3	158	H	Belmont	7	9
					292	H	Mississippi Val.	11	1	290	A	NJIT	8	3
										279	H	Illinois St.	10	8
										279	H	Illinois St.	10	8
										279	H	Illinois St.	3	1
										290	A	NJIT	15	10
										290	A	NJIT	8	3
										290	A	NJIT	11	2
										292	H	Mississippi Val.	9	3

Non-Div. I Games:

Lipscomb

RPI	S	Opponent	Score	
292	H	Mississippi Val.	9	3
292	H	Mississippi Val.	11	1
295	H	Alabama A&M	9	4

Lipscomb

L
i
p
s
c
o
m
b

L
i
p
s
c
o
m
b

Average RPI Win: 147		WON-LOST RECORD	WINNING PCT. RANK		LAST 10 GAMES	STRENGTH OF SCHEDULE	OPP. STRENGTH OF SCHEDULE	TEAM RPI	ADJ RPI	CONF. RPI	ADJ CONF. RPI			
Average RPI Loss: 134														
DIV. I ONLY		15-31-0	.32609	260	5-5-0	79	181	204	.47362	203	17	17		
DIV. I NON-CONF.		6-17-0	.26087	262	2-2-0	31	52	178	.48541	178	13	13		
<hr/>														
TOTALS		RPI 1-25	RPI 26-50		W-L RECORDS		RPI 51-100		RPI 101-150		RPI 150+			
15-31-0		1-3-0	0-0-0		OVERALL		4-8-0		2-9-0		8-11-0			
9-11-0		0-0-0	0-0-0		HOME		2-3-0		1-4-0		6-4-0			
6-20-0		1-3-0	0-0-0		AWAY		2-5-0		1-5-0		2-7-0			
0-0-0		0-0-0	0-0-0		NEUTRAL		0-0-0		0-0-0		0-0-0			
6-17-0		1-3-0	0-0-0		NON-CONFERENCE		2-4-0		2-9-0		1-1-0			
2-6-0		0-0-0	0-0-0		HOME		1-1-0		1-4-0		0-1-0			
4-11-0		1-3-0	0-0-		AWAY		1-3-0		1-5-0		1-0-0			
0-0-0		0-0-0	0-0-0		NEUTRAL		0-0-0		0-0-0		0-0-0			
9-14-0		0-0-0	0-0-0		CONFERENCE		2-4-0		0-0-0		7-10-0			
7-5-0		0-0-0	0-0-0		HOME		1-2-0		0-0-0		6-3-0			
2-9-0		0-0-0	0-0-0		AWAY		1-2-0		0-0-0		1-7-0			
0-0-0		0-0-0	0-0-0		NEUTRAL		0-0-0		0-0-0		0-0-0			
RPI	S	Opponent	Score		RPI	S	Opponent	Score		RPI	S	Opponent	Score	
7	A	Clemson	2	5						117	H	Virginia Tech	7	4
7	A	Clemson	4	9						117	H	Virginia Tech	7	8
7	A	Clemson	7	5						117	H	Virginia Tech	5	8
19	A	Baylor	0	6						117	H	Virginia Tech	10	24
										137	A	UC Santa Barbara	3	10
										142	A	San Francisco	1	7
										142	H	San Francisco	6	9
										147	A	Hawaii	2	3
										147	A	Hawaii	2	3
										147	A	Hawaii	9	2
										147	A	Hawaii	5	12
										177	A	Fresno St.	5	9
										177	A	Fresno St.	10	8
										177	A	Fresno St.	2	3
										177	H	Fresno St.	7	3
										177	H	Fresno St.	5	27
										177	H	Fresno St.	5	4
										207	A	Air Force	3	4
										207	A	Air Force	7	10
										207	H	Air Force	9	8
										207	H	Air Force	10	2
										207	H	Air Force	3	7
										225	A	San Jose St.	5	6
										225	A	San Jose St.	6	7
										225	A	San Jose St.	5	6
										225	H	San Jose St.	5	6
										225	H	San Jose St.	5	4
LAST 10 GAMES														
7	A	Clemson	4	9	207	A	Air Force	7	10	225	A	San Jose St.	5	6
7	A	Clemson	7	5	177	H	Fresno St.	5	27	225	A	San Jose St.	6	7
7	A	Clemson	2	5	177	H	Fresno St.	7	3	225	A	San Jose St.	5	6
231	A	Sacramento St.	6	5	177	H	Fresno St.	5	4	225	H	San Jose St.	5	6
207	A	Air Force	3	4	225	H	San Jose St.	6	2	225	H	San Jose St.	5	4

Non-Div. I Games:

Nevada

RPI	S	Opponent	Score	
225	H	San Jose St.	6	2
231	A	Sacramento St.	6	5
231	H	Sacramento St.	5	7

Nevada

N
e
v
a
d
a

N
e
v
a
d
a

[illegible]

Non-Div. I Games:

Eastern Mich.

Eastern Mich.

Average RPI Win:	193	WON-LOST RECORD	WINNING PCT. RANK	LAST 10 GAMES	STRENGTH OF SCHEDULE	OPP. STRENGTH OF SCHEDULE	TEAM RPI	ADJ RPI	CONF. RPI	ADJ CONF. RPI		
DIV. I ONLY		21-23-0	.47727	169	5-5-0	202	178	206	.47329	205	18	18
DIV. I NON-CONF.		11-11-0	.5	144	1-1-0	223	209	221	.46851	221	19	19
<hr/>												
TOTALS	RPI 1-25	RPI 26-50		W-L RECORDS		RPI 51-100		RPI 101-150		RPI 150+		
21-23-0	0-2-0	0-0-0		OVERALL		3-4-0		2-5-0		16-12-0		
15-8-0	0-0-0	0-0-0		HOME		2-2-0		2-2-0		11-4-0		
5-14-0	0-2-0	0-0-0		AWAY		1-2-0		0-3-0		4-7-0		
1-1-0	0-0-0	0-0-0		NEUTRAL		0-0-0		0-0-0		1-1-0		
11-11-0	0-2-0	0-0-0		NON-CONFERENCE		1-2-0		2-2-0		8-5-0		
9-4-0	0-0-0	0-0-0		HOME		0-0-0		2-2-0		7-2-0		
1-6-0	0-2-0	0-0-		AWAY		1-2-0		0-0-0		0-2-0		
1-1-0	0-0-0	0-0-0		NEUTRAL		0-0-0		0-0-0		1-1-0		
10-12-0	0-0-0	0-0-0		CONFERENCE		2-2-0		0-3-0		8-7-0		
6-4-0	0-0-0	0-0-0		HOME		2-2-0		0-0-0		4-2-0		
4-8-0	0-0-0	0-0-0		AWAY		0-0-0		0-3-0		4-5-0		
0-0-0	0-0-0	0-0-0		NEUTRAL		0-0-0		0-0-0		0-0-0		
RPI S	Opponent	Score	RPI S	Opponent	Score	RPI S	Opponent	Score	RPI S	Opponent	Score	
7 A	Clemson	5 6				56 H	Liberty	11 4	106 H	VCU	4 2	
24 A	South Carolina	0 3				56 H	Liberty	2 12	106 H	VCU	11 9	
						56 H	Liberty	3 17	106 H	VCU	4 13	
						77 A	FIU	0 8	122 A	High Point	1 4	
						77 A	FIU	8 15	122 A	High Point	1 5	
						77 A	FIU	6 5	122 A	High Point	2 4	
						80 H	Winthrop	4 2	141 H	Col. of Charleston	5 13	
									153 N	Wofford	5 2	
									166 H	Gardner-Webb	5 7	
									166 H	Gardner-Webb	18 2	
									166 H	Gardner-Webb	3 6	
									179 H	Radford	3 2	
									179 H	Radford	4 1	
									179 H	Radford	4 3	
									199 A	UNC Asheville	19 3	
									199 A	UNC Asheville	10 3	
									199 A	UNC Asheville	1 2	
									222 A	Campbell	2 3	
									222 A	Campbell	12 6	
									222 A	Campbell	0 6	
									236 A	The Citadel	5 8	
									236 H	The Citadel	6 8	
									245 A	USC Upstate	1 5	
									245 H	USC Upstate	4 3	
									245 N	USC Upstate	4 10	
									255 A	Longwood	0 1	
									255 A	Longwood	2 7	
LAST 10 GAMES			LAST 10 GAMES			LAST 10 GAMES			LAST 10 GAMES			

Non-Div. I Games:

Charleston So.

RPI	S	Opponent	Score	
255	A	Longwood	8	7
272	H	Hofstra	9	3
272	H	Hofstra	8	7
272	H	Hofstra	4	1
276	H	Delaware St.	3	1
276	H	Delaware St.	3	2
276	H	Delaware St.	2	9
288	H	Savannah St.	7	5

Charleston So.

C
h
a
r
l
e
s
t
o
n
S
o
.

C
h
a
r
l
e
s
t
o
n
S
o
.

Average RPI Win:	214	WON-LOST RECORD	WINNING PCT. RANK	LAST 10 GAMES	STRENGTH OF SCHEDULE	OPP. STRENGTH OF SCHEDULE	TEAM RPI	ADJ RPI	CONF. RPI	ADJ CONF. RPI	
DIV. I ONLY		20-24-0	.45455 192	5-4-0	186	234	203	.4731 206	19	19	
DIV. I NON-CONF.		10-10-0	.5 144	2-1-0	234	271	210	.47298 210	20	20	
<hr/>											
TOTALS	RPI 1-25	RPI 26-50		W-L RECORDS	RPI 51-100		RPI 101-150		RPI 150+		
20-24-0	0-1-0	0-1-0		OVERALL	0-5-0		3-7-0		17-10-0		
12-8-0	0-0-0	0-0-0		HOME	0-3-0		3-0-0		9-5-0		
8-13-0	0-1-0	0-1-0		AWAY	0-0-0		0-7-0		8-4-0		
0-3-0	0-0-0	0-0-0		NEUTRAL	0-2-0		0-0-0		0-1-0		
10-10-0	0-1-0	0-1-0		NON-CONFERENCE	0-2-0		0-4-0		10-2-0		
7-1-0	0-0-0	0-0-0		HOME	0-0-0		0-0-0		7-1-0		
3-6-0	0-1-0	0-0-		AWAY	0-0-0		0-4-0		3-0-0		
0-3-0	0-0-0	0-0-0		NEUTRAL	0-2-0		0-0-0		0-1-0		
10-14-0	0-0-0	0-0-0		CONFERENCE	0-3-0		3-3-0		7-8-0		
5-7-0	0-0-0	0-0-0		HOME	0-3-0		3-0-0		2-4-0		
5-7-0	0-0-0	0-0-0		AWAY	0-0-0		0-3-0		5-4-0		
0-0-0	0-0-0	0-0-0		NEUTRAL	0-0-0		0-0-0		0-0-0		
RPI S	Opponent	Score	RPI S	Opponent	Score	RPI S	Opponent	Score	RPI S	Opponent	Score
8 A	Kentucky	0 8	26 A	Vanderbilt	0 11	90 N	Michigan St.	1 6	101 A	Wright St.	0 14
						92 N	Memphis	6 7	101 A	Wright St.	3 4
						95 H	Tennessee Tech	6 9	101 A	Wright St.	5 12
						95 H	Tennessee Tech	6 14	123 H	Morehead St.	9 5
						95 H	Tennessee Tech	3 4	123 H	Morehead St.	18 6
									123 H	Morehead St.	1 0
									126 A	Furman	3 11
									132 A	Southeast Mo. St.	1 14
									132 A	Southeast Mo. St.	4 13
									132 A	Southeast Mo. St.	4 5
									158 H	Belmont	7 4
									158 H	Belmont	6 8
									158 H	Belmont	5 8
									173 N	Presbyterian	2 3
									174 H	Austin Peay	10 8
									174 H	Austin Peay	4 19
									174 H	Austin Peay	5 8
									184 H	Buffalo	4 3
									184 H	Buffalo	2 10
									184 H	Buffalo	14 0
									193 A	Eastern Ill.	15 3
									193 A	Eastern Ill.	8 9
									193 A	Eastern Ill.	17 14
									202 A	Lipscomb	7 3
									219 A	SIUE	3 2
									219 A	SIUE	3 1
									219 A	SIUE	9 5
<hr/>											
Non-Div. I Games:	Union (TN)	9 2	Union (TN)	6 12	Bethel (TN)	19 13	Christian Bros.	9 8	UT Martin		

RPI	S	Opponent	Score
230	A	Eastern Ky.	0 3
230	A	Eastern Ky.	2 3
230	A	Eastern Ky.	3 11
259	A	Evansville	12 4
259	H	Evansville	9 8
284	H	Ark.-Pine Bluff	4 2
284	H	Ark.-Pine Bluff	7 1
284	H	Ark.-Pine Bluff	10 8
295	A	Alabama A&M	6 0
295	H	Alabama A&M	12 2

UT Martin

[illegible]

Non-Div. I Games:	UC-Colo. Springs	24	10	UC-Colo. Springs	9	8
-------------------	------------------	----	----	------------------	---	---

Air Force

RPI	S	Opponent	Score	
234	H	UNLV	23	9
234	H	UNLV	10	5
268	A	Northern Colo.	8	9
278	H	Portland	11	3
278	H	Portland	11	10
281	A	Omaha	1	0
281	H	Omaha	24	5
281	H	Omaha	16	17

Air Force

A
i
r
F
o
r
c
e

A
i
r
F
o
r
c
e

Average RPI Win:	220	WON-LOST RECORD	WINNING PCT. RANK	LAST 10 GAMES		STRENGTH OF SCHEDULE	OPP. STRENGTH OF SCHEDULE	TEAM RPI	ADJ RPI	CONF. RPI	ADJ CONF. RPI
DIV. I ONLY		21-23-0	.47727 169	4-6-0		223	204	208	.47279 208	15	15
DIV. I NON-CONF.		13-14-0	.48148 163	1-2-0		195	239	182	.48427 182	17	17
<hr/>											
TOTALS	RPI 1-25	RPI 26-50		W-L RECORDS		RPI 51-100		RPI 101-150		RPI 150+	
21-23-0	0-1-0	0-5-0		OVERALL		0-1-0		4-6-0		17-10-0	
15-5-0	0-0-0	0-0-0		HOME		0-1-0		2-1-0		13-3-0	
6-16-0	0-0-0	0-4-0		AWAY		0-0-0		2-5-0		4-7-0	
0-2-0	0-1-0	0-1-0		NEUTRAL		0-0-0		0-0-0		0-0-0	
<hr/>											
13-14-0	0-1-0	0-5-0		NON-CONFERENCE		0-1-0		2-2-0		11-5-0	
8-3-0	0-0-0	0-0-0		HOME		0-1-0		0-0-0		8-2-0	
5-9-0	0-0-0	0-0-		AWAY		0-0-0		2-2-0		3-3-0	
0-2-0	0-1-0	0-1-0		NEUTRAL		0-0-0		0-0-0		0-0-0	
<hr/>											
8-9-0	0-0-0	0-0-0		CONFERENCE		0-0-0		2-4-0		6-5-0	
7-2-0	0-0-0	0-0-0		HOME		0-0-0		2-1-0		5-1-0	
1-7-0	0-0-0	0-0-0		AWAY		0-0-0		0-3-0		1-4-0	
0-0-0	0-0-0	0-0-0		NEUTRAL		0-0-0		0-0-0		0-0-0	
<hr/>											
RPI S	Opponent	Score	RPI S	Opponent	Score	RPI S	Opponent	Score	RPI S	Opponent	Score
13 N	Missouri St.	0 7	30 A	UCF	3 7	65 H	Yale	3 13	137 A	UC Santa Barbara	7 0
			30 A	UCF	4 8				137 A	UC Santa Barbara	5 8
			30 A	UCF	2 3				137 A	UC Santa Barbara	4 12
			45 A	McNeese	2 18				149 A	Hartford	5 6
			47 N	Rhode Island	3 6				149 A	Hartford	3 7
									149 A	Hartford	4 5
									149 H	Hartford	10 5
									149 H	Hartford	14 0
									149 H	Hartford	7 8
									150 A	Marist	9 2
									159 H	Fairfield	1 2
									159 H	Fairfield	0 1
									165 A	UMass Lowell	5 7
									165 A	UMass Lowell	0 4
									165 A	UMass Lowell	4 1
									173 A	Presbyterian	6 7
									173 A	Presbyterian	8 3
									173 A	Presbyterian	1 2
									198 A	Albany (NY)	2 3
									198 A	Albany (NY)	2 4
									198 H	Albany (NY)	8 3
									198 H	Albany (NY)	3 8
									198 H	Albany (NY)	7 1
									209 A	Pepperdine	3 4
									216 H	Maine	6 3
									216 H	Maine	4 3
									216 H	Maine	12 6
									216 H	Maine	4 3

Non-Div. I Games:

Stony Brook

RPI	S	Opponent	Score	
253	H	LIU Brooklyn	15	11
253	H	LIU Brooklyn	1	0
256	H	Iona	13	2
258	A	Sacred Heart	11	5
258	H	Sacred Heart	9	3
258	H	Sacred Heart	6	5
258	H	Sacred Heart	11	5
266	H	Manhattan	11	10
298	A	NYIT	11	8
298	H	NYIT	7	2

S
t
o
n
y
B
r
o
o
k

S
t
o
n
y
B
r
o
o
k

Stony Brook

[illegible]

Non-Div. I Games:

Toledo

Average RPI Win:		207	WON-LOST RECORD		WINNING PCT. RANK		LAST 10 GAMES		STRENGTH OF SCHEDULE		OPP. STRENGTH OF SCHEDULE		TEAM RPI		ADJ RPI		CONF. RPI		ADJ CONF. RPI	
DIV. I ONLY			22-28-0		.44 198		5-5-0		165		250		211		.47185 211		23		23	
DIV. I NON-CONF.			12-20-0		.375 229		1-2-0		121		251		227		.46507 227		24		24	
TOTALS		RPI 1-25		RPI 26-50		W-L RECORDS		RPI 51-100		RPI 101-150		RPI 150+								
22-28-0		1-1-0		0-1-0		OVERALL		0-2-0		4-10-0		17-14-0								
8-16-0		1-0-0		0-0-0		HOME		0-1-0		3-6-0		4-9-0								
11-7-0		0-0-0		0-1-0		AWAY		0-1-0		0-0-0		11-5-0								
3-5-0		0-1-0		0-0-0		NEUTRAL		0-0-0		1-4-0		2-0-0								
12-20-0		1-1-0		0-1-0		NON-CONFERENCE		0-2-0		3-8-0		8-8-0								
5-10-0		1-0-0		0-0-0		HOME		0-1-0		2-4-0		2-5-0								
4-5-0		0-0-0		0-0-		AWAY		0-1-0		0-0-0		4-3-0								
3-5-0		0-1-0		0-0-0		NEUTRAL		0-0-0		1-4-0		2-0-0								
10-8-0		0-0-0		0-0-0		CONFERENCE		0-0-0		1-2-0		9-6-0								
3-6-0		0-0-0		0-0-0		HOME		0-0-0		1-2-0		2-4-0								
7-2-0		0-0-0		0-0-0		AWAY		0-0-0		0-0-0		7-2-0								
0-0-0		0-0-0		0-0-0		NEUTRAL		0-0-0		0-0-0		0-0-0								
RPI	S	Opponent		Score		RPI	S	Opponent		Score		RPI	S	Opponent		Score				
20	N	West Virginia		3	5	48	A	North Carolina St.		3	7	64	A	Coastal Caro.		8	9			
25	H	Maryland		8	5							97	H	William & Mary		2	4			
														115 H Cornell		3	9			
														115 H Cornell		3	7			
														115 H Cornell		11	4			
														130 H St. Bonaventure		1	0			
														130 H St. Bonaventure		1	2			
														130 H St. Bonaventure		4	7			
														139 N Ball St.		6	14			
														139 N Ball St.		0	7			
														143 N Canisius		2	4			
														143 N Canisius		6	5			
														143 N Canisius		1	7			
														150 H Marist		10	9			
														150 H Marist		1	3			
														150 H Marist		1	4			
														161 A UNCW		8	12			
														162 A UMBC		2	4			
														171 N Appalachian St.		3	1			
														176 H George Washington		5	12			
														176 H George Washington		1	4			
														176 H George Washington		3	4			
														179 H Radford		6	4			
														179 H Radford		4	9			
														185 A Navy		2	11			
														194 H Georgetown		3	7			
														194 H Georgetown		11	1			
														194 H Georgetown		2	4			
														201 N VMI		21	1			
LAST 10 GAMES																				
		215 H James Madison		3	4			254 A Richmond		4	3			185 A Navy		2	11			
		176 H George Washington		5	12			254 A Richmond		12	3			194 H Georgetown		3	7			
		176 H George Washington		1	4			254 A Richmond		7	6			194 H Georgetown		11	1			
		176 H George Washington		3	4			97 H William & Mary		2	4			194 H Georgetown		2	4			
		240 A Towson		10	6			130 H St. Bonaventure		1	0			201 N VMI		21	1			

Non-Div. I Games:

George Mason

RPI	S	Opponent	Score	
215	A	James Madison	7	6
215	H	James Madison	3	4
218	H	Fordham	8	4
218	H	Fordham	2	0
218	H	Fordham	5	6
240	A	Towson	10	6
240	H	Towson	2	14
244	A	Saint Joseph's	2	5
244	A	Saint Joseph's	2	5
244	A	Saint Joseph's	4	1
254	A	Richmond	7	6
254	A	Richmond	12	3
254	A	Richmond	4	3
255	A	Longwood	6	5
263	A	Dayton	10	5
263	A	Dayton	8	6
263	A	Dayton	7	1
297	A	Mt. St. Mary's	19	4

**B
r
o
w
n**

Brown

RPI	S	Opponent	Score
194	H	Georgetown	11 10
198	H	Albany (NY)	13 5

Brown

Average RPI Win:		175	WON-LOST RECORD		WINNING PCT. RANK		LAST 10 GAMES		STRENGTH OF SCHEDULE		OPP. STRENGTH OF SCHEDULE		TEAM RPI		ADJ RPI		CONF. RPI		ADJ CONF. RPI	
DIV. I ONLY			18-30-0		.375	240	4-6-0		118		175		214		.47003	213	9		9	
DIV. I NON-CONF.			10-14-0		.41667	204	2-0-0		138		259		216		.46994	215	10		10	
TOTALS		RPI 1-25		RPI 26-50		W-L RECORDS		RPI 51-100		RPI 101-150		RPI 150+								
18-30-0		0-1-0		1-8-0		OVERALL		2-5-0		6-10-0		9-6-0								
12-12-0		0-0-0		0-4-0		HOME		0-0-0		4-4-0		8-4-0								
5-18-0		0-1-0		1-4-0		AWAY		2-5-0		1-6-0		1-2-0								
1-0-0		0-0-0		0-0-0		NEUTRAL		0-0-0		1-0-0		0-0-0								
10-14-0		0-1-0		0-3-0		NON-CONFERENCE		0-1-0		5-8-0		5-1-0								
8-4-0		0-0-0		0-1-0		HOME		0-0-0		3-2-0		5-1-0								
1-10-0		0-1-0		0-0-		AWAY		0-1-0		1-6-0		0-0-0								
1-0-0		0-0-0		0-0-0		NEUTRAL		0-0-0		1-0-0		0-0-0								
8-16-0		0-0-0		1-5-0		CONFERENCE		2-4-0		1-2-0		4-5-0								
4-8-0		0-0-0		0-3-0		HOME		0-0-0		1-2-0		3-3-0								
4-8-0		0-0-0		1-2-0		AWAY		2-4-0		0-0-0		1-2-0								
0-0-0		0-0-0		0-0-0		NEUTRAL		0-0-0		0-0-0		0-0-0								
RPI	S	Opponent		Score		RPI	S	Opponent		Score		RPI	S	Opponent		Score				
22	A	Oklahoma		5	10	35	A	Ole Miss		4	5	70	A	Ga. Southern		0	5			
						39	A	Louisiana Tech		2	4	70	A	Ga. Southern		11	4			
						39	H	Louisiana Tech		6	10	70	A	Ga. Southern		2	9			
						44	A	South Ala.		11	5	71	A	Missouri		8	11			
						44	A	South Ala.		3	8	79	A	UT Arlington		9	4			
						44	A	South Ala.		3	5	79	A	UT Arlington		0	2			
						49	H	Louisiana		3	5	79	A	UT Arlington		5	10			
						49	H	Louisiana		4	9									
						49	H	Louisiana		4	7									
								LAST 10 GAMES												
						228	H	Northwestern St.		13	1	70	A	Ga. Southern		0	5			
						44	A	South Ala.		3	5	70	A	Ga. Southern		11	4			
						44	A	South Ala.		11	5	135	N	Central Ark.		11	6			
						44	A	South Ala.		3	8	49	H	Louisiana		3	5			
						70	A	Ga. Southern		2	9	49	H	Louisiana		4	7			
												284	H	Ark.-Pine Bluff		1	2			

Non-Div. I Games:

Little Rock

RPI	S	Opponent	Score	
296	H	Fort Wayne	5	1
296	H	Fort Wayne	9	5
296	H	Fort Wayne	17	2
296	H	Fort Wayne	3	2

Little Rock

L
i
t
t
l
e
R
o
c
k

L
i
t
t
l
e
R
o
c
k

Average RPI Win: 205		WON-LOST RECORD	WINNING PCT. RANK	LAST 10 GAMES	STRENGTH OF SCHEDULE	OPP. STRENGTH OF SCHEDULE	TEAM RPI	ADJ RPI		CONF. RPI	ADJ CONF. RPI						
Average RPI Loss: 139																	
DIV. I ONLY		16-25-0	.39024	232	5-5-0	170	245	215	.4692	214	26	26					
DIV. I NON-CONF.		8-15-0	.34783	243	3-1-0	212	156	231	.46305	231	25	25					
<hr/>																	
TOTALS		RPI 1-25		RPI 26-50		W-L RECORDS		RPI 51-100		RPI 101-150		RPI 150+					
16-25-0		0-1-0		0-1-0		OVERALL		0-6-0		4-6-0		12-11-0					
10-3-0		0-0-0		0-0-0		HOME		0-0-0		1-2-0		9-1-0					
6-19-0		0-1-0		0-0-0		AWAY		0-4-0		3-4-0		3-10-0					
0-3-0		0-0-0		0-1-0		NEUTRAL		0-2-0		0-0-0		0-0-0					
8-15-0		0-1-0		0-1-0		NON-CONFERENCE		0-6-0		2-2-0		6-5-0					
4-0-0		0-0-0		0-0-0		HOME		0-0-0		0-0-0		4-0-0					
4-12-0		0-1-0		0-0-		AWAY		0-4-0		2-2-0		2-5-0					
0-3-0		0-0-0		0-1-0		NEUTRAL		0-2-0		0-0-0		0-0-0					
8-10-0		0-0-0		0-0-0		CONFERENCE		0-0-0		2-4-0		6-6-0					
6-3-0		0-0-0		0-0-0		HOME		0-0-0		1-2-0		5-1-0					
2-7-0		0-0-0		0-0-0		AWAY		0-0-0		1-2-0		1-5-0					
0-0-0		0-0-0		0-0-0		NEUTRAL		0-0-0		0-0-0		0-0-0					
RPI	S	Opponent		Score		RPI	S	Opponent		Score		RPI	S	Opponent		Score	
9	A	Virginia		0 10		47	N	Rhode Island		4 5		55	A	Fla. Atlantic		5 16	
												55	A	Fla. Atlantic		1 6	
												55	A	Fla. Atlantic		10 12	
												93	N	Notre Dame		0 4	
												96	A	Rutgers		4 6	
												97	N	William & Mary		5 6	
														126 A Furman		5 12	
														126 A Furman		6 10	
														126 A Furman		4 2	
														128 A Columbia		17 12	
														143 A Canisius		10 11	
														143 A Canisius		17 6	
														143 A Canisius		3 4	
														150 H Marist		7 2	
														150 H Marist		4 5	
														150 H Marist		1 7	
														153 A Wofford		4 16	
														153 A Wofford		6 4	
														159 A Fairfield		6 7	
														159 A Fairfield		2 9	
														159 A Fairfield		9 15	
														176 A George Washington		0 12	
														176 A George Washington		3 1	
														176 A George Washington		0 4	
														178 H Princeton		8 4	
														189 H Niagara		8 6	
														189 H Niagara		6 5	
														189 H Niagara		4 6	
														198 A Albany (NY)		3 4	
														237 H Quinnipiac		12 0	
														237 H Quinnipiac		9 4	
														237 H Quinnipiac		17 7	
														245 A USC Upstate		5 14	
<hr/>																	
LAST 10 GAMES																	
						159	A	Fairfield		2	9	298	H	NYIT		10	4
						159	A	Fairfield		6	7	189	H	Niagara		6	5
						159	A	Fairfield		9	15	189	H	Niagara		4	6
						198	A	Albany (NY)		3	4	189	H	Niagara		8	6
						298	H	NYIT		7	1	291	H	Lafayette		5	4

Non-Div. I Games:

Monmouth

Monmouth

Average RPI Win:		211	WON-LOST RECORD		WINNING PCT. RANK		LAST 10 GAMES		STRENGTH OF SCHEDULE		OPP. STRENGTH OF SCHEDULE		TEAM RPI		ADJ RPI		CONF. RPI		ADJ CONF. RPI				
Average RPI Loss:		141																					
DIV. I ONLY			22-22-0		.5 144		4-6-0		241		199		216		.46911 215		21		21				
DIV. I NON-CONF.			17-9-0		.65385 56		2-1-0		267		240		160		.49674 160		22		22				
TOTALS		RPI 1-25		RPI 26-50		W-L RECORDS		RPI 51-100		RPI 101-150		RPI 150+											
22-22-0		0-1-0		1-2-0		OVERALL		1-5-0		1-2-0		19-12-0											
14-9-0		0-0-0		0-0-0		HOME		0-1-0		1-2-0		13-6-0											
6-12-0		0-1-0		1-1-0		AWAY		1-4-0		0-0-0		4-6-0											
2-1-0		0-0-0		0-1-0		NEUTRAL		0-0-0		0-0-0		2-0-0											
17-9-0		0-1-0		1-2-0		NON-CONFERENCE		1-2-0		0-0-0		15-4-0											
9-5-0		0-0-0		0-0-0		HOME		0-1-0		0-0-0		9-4-0											
6-3-0		0-1-0		1-0-		AWAY		1-1-0		0-0-0		4-0-0											
2-1-0		0-0-0		0-1-0		NEUTRAL		0-0-0		0-0-0		2-0-0											
5-13-0		0-0-0		0-0-0		CONFERENCE		0-3-0		1-2-0		4-8-0											
5-4-0		0-0-0		0-0-0		HOME		0-0-0		1-2-0		4-2-0											
0-9-0		0-0-0		0-0-0		AWAY		0-3-0		0-0-0		0-6-0											
0-0-0		0-0-0		0-0-0		NEUTRAL		0-0-0		0-0-0		0-0-0											
RPI	S	Opponent		Score		RPI	S	Opponent		Score		RPI	S	Opponent		Score		RPI	S	Opponent		Score	
9	A	Virginia		2 7		31	N	St. John's (NY)		1 13		56	A	Liberty		1 5		141	H	Col. of Charleston		4 8	
						42	A	Old Dominion		4 3		56	H	Liberty		1 26		141	H	Col. of Charleston		11 12	
						42	A	Old Dominion		8 9		64	A	Coastal Caro.		11 3		141	H	Col. of Charleston		6 5	
												97	A	William & Mary		6 7		153	A	Wofford		5 1	
												97	A	William & Mary		8 14		161	A	UNCW		2 6	
												97	A	William & Mary		7 8		161	A	UNCW		1 4	
																		161	A	UNCW		5 7	
																		164	H	Delaware		6 5	
																		164	H	Delaware		12 8	
																		164	H	Delaware		2 10	
																		184	H	Buffalo		9 4	
																		184	H	Buffalo		8 13	
																		184	H	Buffalo		14 6	
																		188	A	Elon		2 9	
																		188	A	Elon		0 3	
																		188	A	Elon		1 7	
																		192	N	N.C. A&T		5 1	
																		199	N	UNC Asheville		25 9	
																		201	H	VMI		1 6	
																		211	A	George Mason		4 3	
																		211	H	George Mason		6 7	
																		240	H	Towson		7 6	
																		240	H	Towson		7 4	
																		240	H	Towson		6 8	
																		245	A	USC Upstate		2 1	
																		254	H	Richmond		9 7	
																		255	A	Longwood		4 3	
				LAST 10 GAMES																			
						211	A	George Mason		4 3		97	A	William & Mary		6 7		240	H	Towson		7 4	
						240	H	Towson		7 6		97	A	William & Mary		7 8		240	H	Towson		6 8	
						240	H	Towson		7 4		97	A	William & Mary		8 14		245	A	USC Upstate		2 1	
						240	H	Towson		6 8		9	A	Virginia		2 7		254	H	Richmond		9 7	
						255	H	Longwood		16 0		161	A	UNCW		1 4		255	A	Longwood		4 3	

Non-Div. I Games:

James Madison

RPI	S	Opponent	Score	
255	H	Longwood	16	0
290	H	NJIT	14	2
290	H	NJIT	20	6
290	H	NJIT	9	8
290	H	NJIT	5	11
294	H	Coppin St.	12	1
294	H	Coppin St.	16	2

J
a
m
e
s
M
a
d
i
s
o
n

J
a
m
e
s
M
a
d
i
s
o
n

James Madison

Average RPI Win: 201		WON-LOST	WINNING	LAST 10	STRENGTH OF		OPP. STRENGTH	TEAM	ADJ	CONF.	ADJ CONF.
Average RPI Loss: 126		RECORD	PCT. RANK	GAMES	SCHEDULE		OF SCHEDULE	RPI	RPI	RPI	RPI
DIV. I ONLY		13-24-0	.35135	249	1-7-0		127	207	217	.46857	216
DIV. I NON-CONF.		9-14-0	.3913	221	0-0-0		140	237	206	.47586	204
TOTALS		RPI 1-25	RPI 26-50		W-L RECORDS		RPI 51-100		RPI 101-150		RPI 150+
13-24-0	0-0-0	0-6-0		OVERALL		0-6-0		4-2-0		9-10-0	
6-3-0	0-0-0	0-0-0		HOME		0-0-0		2-1-0		4-2-0	
1-17-0	0-0-0	0-3-0		AWAY		0-6-0		0-0-0		1-4-0	
6-4-0	0-0-0	0-0-0		NEUTRAL		0-0-0		2-1-0		4-3-0	
9-14-0	0-0-0	0-3-0		NON-CONFERENCE		0-6-0		2-1-0		7-4-0	
3-1-0	0-0-0	0-0-0		HOME		0-0-0		0-0-0		3-1-0	
0-9-0	0-0-0	0-0-		AWAY		0-6-0		0-0-0		0-0-0	
6-4-0	0-0-0	0-0-0		NEUTRAL		0-0-0		2-1-0		4-3-0	
4-10-0	0-0-0	0-3-0		CONFERENCE		0-0-0		2-1-0		2-6-0	
3-2-0	0-0-0	0-0-0		HOME		0-0-0		2-1-0		1-1-0	
1-8-0	0-0-0	0-3-0		AWAY		0-0-0		0-0-0		1-5-0	
0-0-0	0-0-0	0-0-0		NEUTRAL		0-0-0		0-0-0		0-0-0	
RPI S	Opponent	Score	RPI S	Opponent	Score	RPI S	Opponent	Score	RPI S	Opponent	Score
			31 A	St. John's (NY)	0 3	55 A	Fla. Atlantic	3 11	130 N	St. Bonaventure	6 5
			31 A	St. John's (NY)	3 9	74 A	Miami (FL)	3 4	130 N	St. Bonaventure	3 4
			31 A	St. John's (NY)	1 15	74 A	Miami (FL)	2 7	130 N	St. Bonaventure	5 4
			43 A	Binghamton	3 9	80 A	Winthrop	5 12	149 H	Hartford	1 0
			43 A	Binghamton	4 7	80 A	Winthrop	5 12	149 H	Hartford	3 2
			43 A	Binghamton	2 3	80 A	Winthrop	2 3	149 H	Hartford	6 10
									157 N	Central Conn. St.	3 6
									157 N	Central Conn. St.	6 3
									162 H	UMBC	6 9
									162 H	UMBC	10 7
									165 A	UMass Lowell	0 3
									165 A	UMass Lowell	3 4
									165 A	UMass Lowell	8 5
									208 A	Stony Brook	3 6
									208 A	Stony Brook	3 4
									208 A	Stony Brook	6 12
									250 N	South Dakota St.	6 0
									250 N	South Dakota St.	4 3
									266 H	Manhattan	10 6
									266 H	Manhattan	4 6
									266 H	Manhattan	3 1
									266 H	Manhattan	18 13
									267 N	Massachusetts	4 2
									267 N	Massachusetts	1 5
									267 N	Massachusetts	6 10
LAST 10 GAMES			162 H	UMBC	6 9	43 A	Binghamton	2 3	267 N	Massachusetts	4 2
			162 H	UMBC	10 7	43 A	Binghamton	4 7	267 N	Massachusetts	1 5
			208 A	Stony Brook	6 12	43 A	Binghamton	3 9	267 N	Massachusetts	6 10
			208 A	Stony Brook	3 4	266 H	Manhattan	10 6			
			208 A	Stony Brook	3 6	266 H	Manhattan	18 13			
Non-Div. I Games:	Colby	10 2	Me.-Farmington	12 2	Me.-Presque Isle	8 1	Thomas (ME)	11 3	Maine		

Oakland

Oakland

RPI	S	Opponent	Score	
220	A	Valparaiso	3	13
220	A	Valparaiso	6	7
220	A	Valparaiso	9	6
220	A	Valparaiso	19	9
223	H	Western Mich.	3	0
230	A	Eastern Ky.	2	3
230	A	Eastern Ky.	1	2
230	A	Eastern Ky.	4	9
232	A	Milwaukee	3	10
232	A	Milwaukee	3	4
232	A	Milwaukee	4	5
232	H	Milwaukee	12	6
232	H	Milwaukee	9	6
260	A	Youngstown St.	4	12
260	A	Youngstown St.	4	5
260	A	Youngstown St.	10	6

Oakland

O
a
k
l
a
n
d

O
a
k
l
a
n
d

Average RPI Win:	241	WON-LOST	WINNING	LAST 10	STRENGTH OF	OPP. STRENGTH	TEAM	ADJ	CONF.	ADJ CONF.		
Average RPI Loss:	122	RECORD	PCT. RANK	GAMES	SCHEDULE	OF SCHEDULE	RPI	RPI	RPI	RPI		
DIV. I ONLY		22-22-0	.5	144	4-6-0	226	255	219	.46738	218	23	23
DIV. I NON-CONF.		15-12-0	.55556	111	4-1-0	243	284	207	.4756	205	24	24
<hr/>												
TOTALS	RPI 1-25	RPI 26-50		W-L RECORDS		RPI 51-100		RPI 101-150		RPI 150+		
22-22-0	0-0-0	0-6-0		OVERALL		0-1-0		3-10-0		19-5-0		
16-7-0	0-0-0	0-0-0		HOME		0-1-0		0-4-0		16-2-0		
5-12-0	0-0-0	0-6-0		AWAY		0-0-0		2-3-0		3-3-0		
1-3-0	0-0-0	0-0-0		NEUTRAL		0-0-0		1-3-0		0-0-0		
<hr/>												
15-12-0	0-0-0	0-3-0		NON-CONFERENCE		0-1-0		2-6-0		13-2-0		
11-3-0	0-0-0	0-0-0		HOME		0-1-0		0-1-0		11-1-0		
3-6-0	0-0-0	0-0-		AWAY		0-0-0		1-2-0		2-1-0		
1-3-0	0-0-0	0-0-0		NEUTRAL		0-0-0		1-3-0		0-0-0		
<hr/>												
7-10-0	0-0-0	0-3-0		CONFERENCE		0-0-0		1-4-0		6-3-0		
5-4-0	0-0-0	0-0-0		HOME		0-0-0		0-3-0		5-1-0		
2-6-0	0-0-0	0-3-0		AWAY		0-0-0		1-1-0		1-2-0		
0-0-0	0-0-0	0-0-0		NEUTRAL		0-0-0		0-0-0		0-0-0		
<hr/>												
RPI	S	Opponent	Score	RPI	S	Opponent	Score	RPI	S	Opponent	Score	
				28	A	Long Beach St.	0 6					
				28	A	Long Beach St.	4 8					
				28	A	Long Beach St.	1 7					
				47	A	Rhode Island	2 7					
				47	A	Rhode Island	3 5					
				47	A	Rhode Island	3 7					

Non-Div. I Games:

Fordham

Fordham

Average RPI Win: 214		WON-LOST RECORD	WINNING PCT. RANK	LAST 10 GAMES	STRENGTH OF SCHEDULE	OPP. STRENGTH OF SCHEDULE	TEAM RPI	ADJ RPI		CONF. RPI	ADJ CONF. RPI	
Average RPI Loss: 171												
DIV. I ONLY		21-25-0	.45652	190	4-6-0	208	247	220	.46692	219	19	19
DIV. I NON-CONF.		12-10-0	.54545	115	1-3-0	284	280	229	.46325	229	20	20
<hr/>												
TOTALS		RPI 1-25		RPI 26-50		W-L RECORDS		RPI 51-100		RPI 101-150		RPI 150+
21-25-0		0-0-0		0-0-0		OVERALL		0-3-0		3-8-0		18-14-0
12-8-0		0-0-0		0-0-0		HOME		0-0-0		2-2-0		10-6-0
7-15-0		0-0-0		0-0-0		AWAY		0-3-0		1-6-0		6-6-0
2-2-0		0-0-0		0-0-0		NEUTRAL		0-0-0		0-0-0		2-2-0
12-10-0		0-0-0		0-0-0		NON-CONFERENCE		0-0-0		1-4-0		11-6-0
6-2-0		0-0-0		0-0-0		HOME		0-0-0		0-1-0		6-1-0
4-6-0		0-0-0		0-0-		AWAY		0-0-0		1-3-0		3-3-0
2-2-0		0-0-0		0-0-0		NEUTRAL		0-0-0		0-0-0		2-2-0
9-15-0		0-0-0		0-0-0		CONFERENCE		0-3-0		2-4-0		7-8-0
6-6-0		0-0-0		0-0-0		HOME		0-0-0		2-1-0		4-5-0
3-9-0		0-0-0		0-0-0		AWAY		0-3-0		0-3-0		3-3-0
0-0-0		0-0-0		0-0-0		NEUTRAL		0-0-0		0-0-0		0-0-0
RPI	S	Opponent	Score	RPI	S	Opponent	Score	RPI	S	Opponent	Score	
								95	A	Tennessee Tech	8	13
								95	A	Tennessee Tech	2	3
								95	A	Tennessee Tech	7	11
										112	A	Pittsburgh
										112	A	Pittsburgh
										112	A	Pittsburgh
										123	A	Morehead St.
										123	A	Morehead St.
										123	A	Morehead St.
										132	H	Southeast Mo. St.
										132	H	Southeast Mo. St.
										132	H	Southeast Mo. St.
										144	A	Saint Louis
										144	H	Saint Louis
										158	A	Belmont
										158	A	Belmont
										158	A	Belmont
										174	A	Austin Peay
										174	A	Austin Peay
										174	A	Austin Peay
										180	H	Murray St.
										180	H	Murray St.
										180	H	Murray St.
										181	H	Bradley
										206	H	UT Martin
										206	H	UT Martin
										206	H	UT Martin
										230	H	Eastern Ky.
										230	H	Eastern Ky.
										230	H	Eastern Ky.
<hr/>												
LAST 10 GAMES												
				144	A	Saint Louis	9	24		112	A	Pittsburgh
				174	A	Austin Peay	14	4		112	A	Pittsburgh
				174	A	Austin Peay	10	3		206	H	UT Martin
				174	A	Austin Peay	7	4		206	H	UT Martin
				112	A	Pittsburgh	5	17		206	H	UT Martin

Non-Div. I Games:

SIUE

RPI	S	Opponent	Score	
239	N	Ohio	1	2
239	N	Ohio	7	4
239	N	Ohio	2	1
239	N	Ohio	4	6
241	H	Northern Ill.	4	2
241	H	Northern Ill.	5	3
241	H	Northern Ill.	9	7
241	H	Northern Ill.	4	3
259	A	Evansville	8	7
259	H	Evansville	5	2
269	A	Western Ill.	4	21
269	H	Western Ill.	9	3
274	A	Seattle U	1	4
274	A	Seattle U	3	9
274	A	Seattle U	6	0
274	A	Seattle U	13	10

S
I
U
E

S
I
U
E

SIUE

Average RPI Win:	205	WON-LOST	WINNING	LAST 10	STRENGTH OF	OPP. STRENGTH	TEAM	ADJ	CONF.	ADJ CONF.	
Average RPI Loss:	157	RECORD	PCT. RANK	GAMES	SCHEDULE	OF SCHEDULE	RPI	RPI	RPI	RPI	
DIV. I ONLY	20-27-0	.42553	208	5-5-0	244	206	221	.4668	220	24	24
DIV. I NON-CONF.	11-13-0	.45833	180	1-1-0	209	157	141	.50548	140	23	23
<hr/>											
TOTALS	RPI 1-25	RPI 26-50		W-L RECORDS		RPI 51-100		RPI 101-150		RPI 150+	
20-27-0	0-3-0	0-0-0		OVERALL		2-2-0		2-8-0		16-14-0	
8-6-0	0-0-0	0-0-0		HOME		0-0-0		1-1-0		7-5-0	
10-21-0	0-3-0	0-0-0		AWAY		2-2-0		1-7-0		7-9-0	
2-0-0	0-0-0	0-0-0		NEUTRAL		0-0-0		0-0-0		2-0-0	
<hr/>											
11-13-0	0-3-0	0-0-0		NON-CONFERENCE		2-2-0		1-4-0		8-4-0	
2-0-0	0-0-0	0-0-0		HOME		0-0-0		0-0-0		2-0-0	
7-13-0	0-3-0	0-0-		AWAY		2-2-0		1-4-0		4-4-0	
2-0-0	0-0-0	0-0-0		NEUTRAL		0-0-0		0-0-0		2-0-0	
<hr/>											
9-14-0	0-0-0	0-0-0		CONFERENCE		0-0-0		1-4-0		8-10-0	
6-6-0	0-0-0	0-0-0		HOME		0-0-0		1-1-0		5-5-0	
3-8-0	0-0-0	0-0-0		AWAY		0-0-0		0-3-0		3-5-0	
0-0-0	0-0-0	0-0-0		NEUTRAL		0-0-0		0-0-0		0-0-0	
<hr/>											
RPI S	Opponent	Score		RPI S	Opponent	Score		RPI S	Opponent	Score	
18 A	South Fla.	2	11			89 A	Jacksonville	6 3	101 A	Wright St.	0 7
18 A	South Fla.	5	6			89 A	Jacksonville	5 2	101 A	Wright St.	1 2
18 A	South Fla.	1	8			89 A	Jacksonville	3 6	101 A	Wright St.	1 6
						93 A	Notre Dame	3 10	101 H	Wright St.	1 3
									101 H	Wright St.	9 0
									116 A	Purdue	5 1
									138 A	Wichita St.	3 4
									138 A	Wichita St.	3 4
									138 A	Wichita St.	2 3
									139 A	Ball St.	2 11
									151 A	Ill.-Chicago	1 8
									151 A	Ill.-Chicago	4 2
									151 A	Ill.-Chicago	7 10
									175 A	UAB	2 3
									175 A	UAB	1 5
									175 A	UAB	9 5
									190 N	Penn	3 0
									190 N	Penn	16 3
									217 H	Oakland	9 19
									217 H	Oakland	7 6
									217 H	Oakland	6 9
									217 H	Oakland	13 3
									217 H	Oakland	0 7
									235 A	Northern Ky.	17 4
									235 A	Northern Ky.	5 14
									235 H	Northern Ky.	10 9
									235 H	Northern Ky.	8 7
LAST 10 GAMES				LAST 10 GAMES				LAST 10 GAMES			
				217 H	Oakland	0	7	260 A	Youngstown St.	10	7
				217 H	Oakland	13	3	260 A	Youngstown St.	7	9
				260 H	Youngstown St.	6	2	260 A	Youngstown St.	5	6
				260 H	Youngstown St.	3	4	93 A	Notre Dame	3	10
				241 H	Northern Ill.	8	2	101 H	Wright St.	9	0

Non-Div. I Games:

Valparaiso

RPI	S	Opponent	Score	
235	H	Northern Ky.	7	18
241	H	Northern Ill.	8	2
251	A	Western Ky.	5	2
251	A	Western Ky.	5	6
251	A	Western Ky.	3	4
260	A	Youngstown St.	5	6
260	A	Youngstown St.	7	9
260	A	Youngstown St.	10	7
260	H	Youngstown St.	3	4
260	H	Youngstown St.	6	2
279	A	Illinois St.	4	3
282	A	Chicago St.	13	1
282	H	Chicago St.	10	3

Valparaiso

V
a
l
p
a
r
a
i
s
o

V
a
l
p
a
r
a
i
s
o

Average RPI Win: 181		WON-LOST	WINNING	LAST 10	STRENGTH OF		OPP. STRENGTH	TEAM	ADJ	CONF.	ADJ CONF.
Average RPI Loss: 101		RECORD	PCT. RANK	GAMES	SCHEDULE		OF SCHEDULE	RPI	RPI	RPI	RPI
DIV. I ONLY		15-33-0	.3125	269	3-7-0		100	126	222	.46679	221
DIV. I NON-CONF.		13-17-0	.43333	193	2-1-0		151	146	173	.48929	173
TOTALS		RPI 1-25	RPI 26-50		W-L RECORDS		RPI 51-100		RPI 101-150		RPI 150+
15-33-0		1-7-0	0-4-0		OVERALL		0-6-0		5-6-0		9-10-0
8-11-0		0-0-0	0-1-0		HOME		0-3-0		3-3-0		5-4-0
5-19-0		1-6-0	0-3-0		AWAY		0-3-0		0-1-0		4-6-0
2-3-0		0-1-0	0-0-0		NEUTRAL		0-0-0		2-2-0		0-0-0
13-17-0		1-4-0	0-1-0		NON-CONFERENCE		0-0-0		5-6-0		7-6-0
6-4-0		0-0-0	0-1-0		HOME		0-0-0		3-3-0		3-0-0
5-10-0		1-3-0	0-0-0		AWAY		0-0-0		0-1-0		4-6-0
2-3-0		0-1-0	0-0-0		NEUTRAL		0-0-0		2-2-0		0-0-0
2-16-0		0-3-0	0-3-0		CONFERENCE		0-6-0		0-0-0		2-4-0
2-7-0		0-0-0	0-0-0		HOME		0-3-0		0-0-0		2-4-0
0-9-0		0-3-0	0-3-0		AWAY		0-3-0		0-0-0		0-0-0
0-0-0		0-0-0	0-0-0		NEUTRAL		0-0-0		0-0-0		0-0-0
RPI S	Opponent	Score	RPI S	Opponent	Score	RPI S	Opponent	Score	RPI S	Opponent	Score
6 A	TCU	1 12	36 A	Michigan	6 10	73 H	Minnesota	1 17	108 N	Xavier	7 5
6 A	TCU	3 9	36 A	Michigan	2 15	73 H	Minnesota	5 6	108 N	Xavier	4 10
6 A	TCU	3 6	36 A	Michigan	1 14	73 H	Minnesota	4 12	108 N	Xavier	5 7
20 A	West Virginia	6 5	43 H	Binghamton	3 6	88 A	Iowa	2 8	108 N	Xavier	6 1
20 N	West Virginia	2 4				88 A	Iowa	2 4	112 A	Pittsburgh	2 3
25 A	Maryland	2 15				88 A	Iowa	1 9	112 H	Pittsburgh	1 9
25 A	Maryland	3 8							115 H	Cornell	8 2
25 A	Maryland	1 2							128 H	Columbia	2 4
									128 H	Columbia	10 6
									128 H	Columbia	11 7
									128 H	Columbia	5 8
									156 H	Ohio St.	2 5
									156 H	Ohio St.	2 11
									156 H	Ohio St.	6 2
									160 A	UC Davis	2 10
									164 A	Delaware	1 6
									164 A	Delaware	0 5
									164 A	Delaware	0 8
									226 H	Northwestern	2 1
									226 H	Northwestern	4 7
									226 H	Northwestern	5 12
									231 A	Sacramento St.	3 11
									231 A	Sacramento St.	6 1
									231 A	Sacramento St.	4 2
									243 A	Pacific	11 2
									243 A	Pacific	1 6
									243 A	Pacific	11 4
			LAST 10 GAMES								
			20 N	West Virginia	2 4	88 A	Iowa	1 9			
			20 A	West Virginia	6 5	88 A	Iowa	2 8			
			73 H	Minnesota	4 12	88 A	Iowa	2 4			
			73 H	Minnesota	1 17	291 H	Lafayette	9 2			
			73 H	Minnesota	5 6	226 H	Northwestern	2 1			

Non-Div. I Games:

Penn St.

RPI	S	Opponent	Score	
246	H	Bucknell	4	3
246	H	Bucknell	5	3
291	H	Lafayette	9	2

Penn St.

P
e
n
n
S
t
.

P
e
n
n
S
t
.

Average RPI Win: 186		WON-LOST RECORD	WINNING PCT. RANK		LAST 10 GAMES	STRENGTH OF SCHEDULE	OPP. STRENGTH OF SCHEDULE	TEAM RPI	ADJ RPI	CONF. RPI	ADJ CONF. RPI					
Average RPI Loss: 149																
DIV. I ONLY		22-26-0	.45833	187	5-5-0	215	137	223	.4666	222	18	18				
DIV. I NON-CONF.		15-15-0	.5	144	3-2-0	253	135	225	.46547	225	19	19				
<hr/>																
TOTALS		RPI 1-25		RPI 26-50		W-L RECORDS		RPI 51-100		RPI 101-150		RPI 150+				
22-26-0		0-1-0		1-0-0		OVERALL		1-6-0		3-5-0		17-14-0				
12-15-0		0-0-0		0-0-0		HOME		0-1-0		1-1-0		11-13-0				
10-9-0		0-1-0		1-0-0		AWAY		1-4-0		2-3-0		6-1-0				
0-2-0		0-0-0		0-0-0		NEUTRAL		0-1-0		0-1-0		0-0-0				
15-15-0		0-1-0		1-0-0		NON-CONFERENCE		0-4-0		2-3-0		12-7-0				
9-9-0		0-0-0		0-0-0		HOME		0-1-0		1-1-0		8-7-0				
6-4-0		0-1-0		1-0-		AWAY		0-2-0		1-1-0		4-0-0				
0-2-0		0-0-0		0-0-0		NEUTRAL		0-1-0		0-1-0		0-0-0				
7-11-0		0-0-0		0-0-0		CONFERENCE		1-2-0		1-2-0		5-7-0				
3-6-0		0-0-0		0-0-0		HOME		0-0-0		0-0-0		3-6-0				
4-5-0		0-0-0		0-0-0		AWAY		1-2-0		1-2-0		2-1-0				
0-0-0		0-0-0		0-0-0		NEUTRAL		0-0-0		0-0-0		0-0-0				
RPI	S	Opponent		Score		RPI	S	Opponent		Score						
2	A	North Carolina		1	7	48	A	North Carolina St.		9	8					
						56	A	Liberty		1	7					
						56	A	Liberty		3	4					
						56	A	Liberty		7	4					
						70	A	Ga. Southern		2	8					
						70	A	Ga. Southern		8	9					
						84	H	East Carolina		0	10					
						90	N	Michigan St.		1	3					
										115	N	Cornell	2	3		
										117	A	Virginia Tech	15	8		
										117	H	Virginia Tech	7	2		
										121	A	Duke	0	9		
										121	H	Duke	10	12		
										122	A	High Point	7	9		
										122	A	High Point	4	10		
										122	A	High Point	9	7		
										156	H	Ohio St.	6	7		
										156	H	Ohio St.	1	7		
										156	H	Ohio St.	7	2		
										161	A	UNCW	4	2		
										161	H	UNCW	12	5		
										166	A	Gardner-Webb	9	10		
										166	A	Gardner-Webb	7	2		
										166	A	Gardner-Webb	8	6		
										179	H	Radford	4	7		
										179	H	Radford	5	8		
										179	H	Radford	0	2		
										199	H	UNC Asheville	5	10		
										199	H	UNC Asheville	9	11		
										199	H	UNC Asheville	9	7		
										205	H	Charleston So.	3	2		
										205	H	Charleston So.	6	0		
										205	H	Charleston So.	6	12		
										235	H	Northern Ky.	8	5		
										235	H	Northern Ky.	12	5		
<hr/>																
LAST 10 GAMES																
						252	A	N.C. Central		15	4	117	H	Virginia Tech	7	2
						121	A	Duke		0	9	2	A	North Carolina	1	7
						56	A	Liberty		1	7	161	H	UNCW	12	5
						56	A	Liberty		7	4	199	H	UNC Asheville	9	11
						56	A	Liberty		3	4	199	H	UNC Asheville	9	7

Non-Div. I Games:

Campbell

RPI	S	Opponent	Score
235	H	Northern Ky.	3 5
237	H	Quinnipiac	5 7
237	H	Quinnipiac	10 7
237	H	Quinnipiac	11 6
248	H	Rider	7 12
248	H	Rider	7 5
252	A	N.C. Central	4 2
252	A	N.C. Central	15 4
254	A	Richmond	5 4
259	H	Evansville	2 6
259	H	Evansville	8 1
259	H	Evansville	9 13

Campbell

Average RPI Win:	195	WON-LOST	WINNING	LAST 10	STRENGTH OF	OPP. STRENGTH	TEAM	ADJ	CONF.	ADJ CONF.	
Average RPI Loss:	164	RECORD	PCT. RANK	GAMES	SCHEDULE	OF SCHEDULE	RPI	RPI	RPI	RPI	
DIV. I ONLY	18-24-0	.42857	206	5-5-0	253	166	224	.46377	223	22	22
DIV. I NON-CONF.	10-14-0	.41667	204	1-4-0	236	154	200	.47687	199	18	18
<hr/>											
TOTALS	RPI 1-25	RPI 26-50		W-L RECORDS		RPI 51-100		RPI 101-150		RPI 150+	
18-24-0	0-0-0	1-1-0		OVERALL		1-2-0		2-9-0		14-12-0	
5-7-0	0-0-0	0-0-0		HOME		0-0-0		1-5-0		4-2-0	
9-15-0	0-0-0	0-1-0		AWAY		1-1-0		1-4-0		7-9-0	
4-2-0	0-0-0	1-0-0		NEUTRAL		0-1-0		0-0-0		3-1-0	
<hr/>											
10-14-0	0-0-0	1-1-0		NON-CONFERENCE		1-2-0		1-4-0		7-7-0	
1-2-0	0-0-0	0-0-0		HOME		0-0-0		1-2-0		0-0-0	
5-10-0	0-0-0	0-0-		AWAY		1-1-0		0-2-0		4-6-0	
4-2-0	0-0-0	1-0-0		NEUTRAL		0-1-0		0-0-0		3-1-0	
<hr/>											
8-10-0	0-0-0	0-0-0		CONFERENCE		0-0-0		1-5-0		7-5-0	
4-5-0	0-0-0	0-0-0		HOME		0-0-0		0-3-0		4-2-0	
4-5-0	0-0-0	0-0-0		AWAY		0-0-0		1-2-0		3-3-0	
0-0-0	0-0-0	0-0-0		NEUTRAL		0-0-0		0-0-0		0-0-0	
<hr/>											
RPI S	Opponent	Score	RPI S	Opponent	Score	RPI S	Opponent	Score	RPI S	Opponent	Score
			36 A	Michigan	4 6	54 A	Georgia Tech	3 8	120 A	Illinois	3 13
			46 N	UConn	4 3	90 A	Michigan St.	3 2	125 A	Central Mich.	5 7
						90 N	Michigan St.	6 7	125 A	Central Mich.	4 10
									125 A	Central Mich.	11 2
									132 H	Southeast Mo. St.	8 6
									132 H	Southeast Mo. St.	6 12
									132 H	Southeast Mo. St.	5 8
									139 H	Ball St.	9 12
									139 H	Ball St.	5 16
									139 H	Ball St.	3 18
									140 A	Kennesaw St.	4 17
									169 A	Stetson	5 3
									186 A	ETSU	11 1
									186 A	ETSU	8 12
									186 A	ETSU	7 12
									194 N	Georgetown	8 12
									195 N	Northeastern	14 7
									200 A	Georgia St.	4 6
									204 H	Eastern Mich.	2 6
									204 H	Eastern Mich.	4 3
									204 H	Eastern Mich.	6 1
			LAST 10 GAMES						210 A	Toledo	4 1
			217 A	Oakland	0 3	239 H	Ohio	9 0	210 A	Toledo	8 9
			90 N	Michigan St.	6 7	239 H	Ohio	13 17	210 A	Toledo	0 1
			132 H	Southeast Mo. St.	8 6	239 H	Ohio	3 2	217 A	Oakland	0 3
			132 H	Southeast Mo. St.	6 12	204 H	Eastern Mich.	6 1	226 A	Northwestern	4 11
			132 H	Southeast Mo. St.	5 8	204 H	Eastern Mich.	4 3	229 A	Miami (OH)	3 4

Non-Div. I Games: Grace (IN) 9 1

Western Mich.

RPI	S	Opponent	Score	
229	A	Miami (OH)	4	0
229	A	Miami (OH)	8	4
239	H	Ohio	3	2
239	H	Ohio	9	0
239	H	Ohio	13	17
244	N	Saint Joseph's	9	2
247	N	Villanova	11	6
259	A	Evansville	4	3
259	A	Evansville	5	6
259	A	Evansville	11	2

Western Mich.

W
e
s
t
e
r
n
M
i
c
h
.

W
e
s
t
e
r
n
M
i
c
h
.

Average RPI Win:	208	WON-LOST	WINNING	LAST 10	STRENGTH OF	OPP. STRENGTH	TEAM	ADJ	CONF.	ADJ CONF.	
Average RPI Loss:	163	RECORD	PCT. RANK	GAMES	SCHEDULE	OF SCHEDULE	RPI	RPI	RPI	RPI	
DIV. I ONLY	19-25-0	.43182	204	4-6-0	207	253	225	.46318	224	28	28
DIV. I NON-CONF.	7-17-0	.29167	254	0-2-0	162	90	237	.45858	235	30	30
<hr/>											
TOTALS	RPI 1-25	RPI 26-50		W-L RECORDS		RPI 51-100		RPI 101-150		RPI 150+	
19-25-0	0-0-0	1-3-0		OVERALL		2-5-0		2-5-0		14-12-0	
10-6-0	0-0-0	0-0-0		HOME		0-0-0		1-1-0		9-5-0	
7-14-0	0-0-0	1-3-0		AWAY		1-2-0		1-4-0		4-5-0	
2-5-0	0-0-0	0-0-0		NEUTRAL		1-3-0		0-0-0		1-2-0	
<hr/>											
7-17-0	0-0-0	1-3-0		NON-CONFERENCE		2-5-0		2-5-0		2-4-0	
2-2-0	0-0-0	0-0-0		HOME		0-0-0		1-1-0		1-1-0	
3-10-0	0-0-0	1-0-		AWAY		1-2-0		1-4-0		0-1-0	
2-5-0	0-0-0	0-0-0		NEUTRAL		1-3-0		0-0-0		1-2-0	
<hr/>											
12-8-0	0-0-0	0-0-0		CONFERENCE		0-0-0		0-0-0		12-8-0	
8-4-0	0-0-0	0-0-0		HOME		0-0-0		0-0-0		8-4-0	
4-4-0	0-0-0	0-0-0		AWAY		0-0-0		0-0-0		4-4-0	
0-0-0	0-0-0	0-0-0		NEUTRAL		0-0-0		0-0-0		0-0-0	
<hr/>											
RPI	S	Opponent	Score	RPI	S	Opponent	Score	RPI	S	Opponent	Score
				40	A	Auburn	0 7	65	N	Yale	3 4
				40	A	Auburn	0 4	65	N	Yale	8 7
				40	A	Auburn	4 13	65	N	Yale	0 4
				47	A	Rhode Island	7 3	65	N	Yale	1 7
								100	A	Southern California	2 5
								100	A	Southern California	6 4
								100	A	Southern California	3 6

Non-Div. I Games:

Holy Cross

RPI	S	Opponent	Score	
283	H	Lehigh	8	1
283	H	Lehigh	1	0
291	A	Lafayette	7	10
291	A	Lafayette	8	7
291	A	Lafayette	7	8
291	A	Lafayette	9	10

Holy Cross

Average RPI Win:		179	WON-LOST RECORD		WINNING PCT. RANK		LAST 10 GAMES		STRENGTH OF SCHEDULE		OPP. STRENGTH OF SCHEDULE		TEAM RPI		ADJ RPI		CONF. RPI		ADJ CONF. RPI				
Average RPI Loss:		122																					
DIV. I ONLY			16-31-1		.34375 257		3-7-0		134		127		226		.46313 225		17		17				
DIV. I NON-CONF.			8-14-0		.36364 234		2-2-0		96		96		186		.48328 186		13		13				
TOTALS		RPI 1-25		RPI 26-50		W-L RECORDS		RPI 51-100		RPI 101-150		RPI 150+											
16-31-1		0-2-0		1-5-1		OVERALL		3-9-0		1-5-0		11-10-0											
12-10-1		0-1-0		1-1-1		HOME		3-3-0		0-0-0		8-5-0											
4-21-0		0-1-0		0-4-0		AWAY		0-6-0		1-5-0		3-5-0											
0-0-0		0-0-0		0-0-0		NEUTRAL		0-0-0		0-0-0		0-0-0											
8-14-0		0-2-0		0-2-0		NON-CONFERENCE		3-3-0		1-5-0		4-2-0											
6-3-0		0-1-0		0-1-0		HOME		3-0-0		0-0-0		3-1-0											
2-11-0		0-1-0		0-0-		AWAY		0-3-0		1-5-0		1-1-0											
0-0-0		0-0-0		0-0-0		NEUTRAL		0-0-0		0-0-0		0-0-0											
8-17-1		0-0-0		1-3-1		CONFERENCE		0-6-0		0-0-0		7-8-0											
6-7-1		0-0-0		1-0-1		HOME		0-3-0		0-0-0		5-4-0											
2-10-0		0-0-0		0-3-0		AWAY		0-3-0		0-0-0		2-4-0											
0-0-0		0-0-0		0-0-0		NEUTRAL		0-0-0		0-0-0		0-0-0											
RPI	S	Opponent		Score		RPI	S	Opponent		Score		RPI	S	Opponent		Score		RPI	S	Opponent		Score	
10	A	Stanford		3	4	32	A	Cal St. Fullerton		1	6	53	A	UCLA		1	10	136	A	Grand Canyon		9	8
10	H	Stanford		3	9	36	H	Michigan		2	6	53	A	UCLA		2	3	136	A	Grand Canyon		5	8
						38	A	New Mexico		8	16	66	H	BYU		3	2	147	A	Hawaii		1	14
						38	A	New Mexico		1	11	66	H	BYU		4	2	147	A	Hawaii		4	5
						38	A	New Mexico		3	8	67	A	Saint Mary's (CA)		6	11	147	A	Hawaii		7	8
						38	H	New Mexico		2	1	67	H	Saint Mary's (CA)		6	5	147	A	Hawaii		2	6
						38	H	New Mexico		5	5	91	A	San Diego St.		1	5	177	A	Fresno St.		6	3
												91	A	San Diego St.		4	5	177	A	Fresno St.		3	8
												91	A	San Diego St.		3	7	177	A	Fresno St.		8	16
												91	H	San Diego St.		4	8	203	A	Nevada		6	5
												91	H	San Diego St.		3	5	203	A	Nevada		4	5
												91	H	San Diego St.		5	6	203	A	Nevada		2	6
																		203	H	Nevada		6	5
																		203	H	Nevada		6	5
																		203	H	Nevada		7	6
																		207	H	Air Force		7	9
																		207	H	Air Force		5	9
																		207	H	Air Force		6	12
																		234	H	UNLV		6	5
																		234	H	UNLV		1	7
																		234	H	UNLV		9	5
						LAST 10 GAMES												243	A	Pacific		10	12
						136	A	Grand Canyon		5	8	10	A	Stanford		3	4	243	H	Pacific		9	2
						136	A	Grand Canyon		9	8	177	A	Fresno St.		8	16	265	A	Santa Clara		13	8
						91	H	San Diego St.		5	6	177	A	Fresno St.		3	8	265	H	Santa Clara		4	2
						91	H	San Diego St.		3	5	177	A	Fresno St.		6	3	268	H	Northern Colo.		5	4
						91	H	San Diego St.		4	8	67	H	Saint Mary's (CA)		6	5	268	H	Northern Colo.		0	1

Non-Div. I Games:

San Jose St.

Average RPI Win:	190	WON-LOST RECORD	WINNING PCT. RANK	LAST 10 GAMES	STRENGTH OF SCHEDULE	OPP. STRENGTH OF SCHEDULE	TEAM RPI	ADJ RPI	CONF. RPI	ADJ CONF. RPI	
DIV. I ONLY		19-27-0	.41304 218	5-5-0	216	142	227	.46308 226	7	7	
DIV. I NON-CONF.		11-17-0	.39286 218	0-1-0	277	221	260	.43762 260	7	7	
TOTALS	RPI 1-25	RPI 26-50		W-L RECORDS		RPI 51-100		RPI 101-150		RPI 150+	
19-27-0	0-3-0	0-0-0		OVERALL		3-7-0		4-7-0		12-10-0	
9-12-0	0-3-0	0-0-0		HOME		3-3-0		1-3-0		5-3-0	
10-15-0	0-0-0	0-0-0		AWAY		0-4-0		3-4-0		7-7-0	
0-0-0	0-0-0	0-0-0		NEUTRAL		0-0-0		0-0-0		0-0-0	
11-17-0	0-0-0	0-0-0		NON-CONFERENCE		0-4-0		1-4-0		10-9-0	
6-6-0	0-0-0	0-0-0		HOME		0-0-0		1-3-0		5-3-0	
5-11-0	0-0-0	0-0-		AWAY		0-4-0		0-1-0		5-6-0	
0-0-0	0-0-0	0-0-0		NEUTRAL		0-0-0		0-0-0		0-0-0	
8-10-0	0-3-0	0-0-0		CONFERENCE		3-3-0		3-3-0		2-1-0	
3-6-0	0-3-0	0-0-0		HOME		3-3-0		0-0-0		0-0-0	
5-4-0	0-0-0	0-0-0		AWAY		0-0-0		3-3-0		2-1-0	
0-0-0	0-0-0	0-0-0		NEUTRAL		0-0-0		0-0-0		0-0-0	
RPI S	Opponent	Score	RPI S	Opponent	Score	RPI S	Opponent	Score	RPI S	Opponent	Score
23 H	Indiana	9 13				85 A	Arizona St.	1 3	109 A	Middle Tenn.	4 11
23 H	Indiana	9 10				85 A	Arizona St.	3 4	116 A	Purdue	8 7
23 H	Indiana	5 6				85 A	Arizona St.	2 6	116 A	Purdue	1 2
						88 H	Iowa	2 14	116 A	Purdue	7 2
						88 H	Iowa	7 5	120 A	Illinois	11 4
						88 H	Iowa	6 5	120 A	Illinois	8 10
						90 H	Michigan St.	1 8	120 A	Illinois	3 4
						90 H	Michigan St.	3 2	125 H	Central Mich.	5 7
						90 H	Michigan St.	5 13	125 H	Central Mich.	3 5
						93 A	Notre Dame	2 3	125 H	Central Mich.	5 1
									125 H	Central Mich.	1 5
									151 A	Ill.-Chicago	0 3
									151 H	Ill.-Chicago	2 9
									151 H	Ill.-Chicago	1 7
									158 A	Belmont	1 6
									181 A	Bradley	6 2
									202 A	Lipscomb	6 10
									207 H	Air Force	7 6
									207 H	Air Force	3 11
									207 H	Air Force	3 2
									221 A	Penn St.	7 4
									221 A	Penn St.	12 5
									221 A	Penn St.	1 2
									223 H	Western Mich.	11 4
									232 H	Milwaukee	6 4
									265 A	Santa Clara	7 1
									265 A	Santa Clara	1 8
			LAST 10 GAMES								
			116 A	Purdue	8 7	90 H	Michigan St.	3 2			
			116 A	Purdue	1 2	90 H	Michigan St.	1 8			
			116 A	Purdue	7 2	221 A	Penn St.	1 2			
			93 A	Notre Dame	2 3	221 A	Penn St.	7 4			
			90 H	Michigan St.	5 13	221 A	Penn St.	12 5			

Non-Div. I Games:

Northwestern

Northwestern

Average RPI Win:	262	WON-LOST RECORD		WINNING PCT. RANK		LAST 10 GAMES		STRENGTH OF SCHEDULE		OPP. STRENGTH OF SCHEDULE		TEAM RPI		ADJ RPI		CONF. RPI		ADJ CONF. RPI	
Average RPI Loss:	164																		
DIV. I ONLY		28-15-1		.64773	47	6-3-1		293		280		213		.46299	227	31		31	
DIV. I NON-CONF.		4-10-1		.3	251	2-3-1		161		81		233		.45347	241	31		31	
<hr/>																			
TOTALS		RPI 1-25		RPI 26-50		W-L RECORDS		RPI 51-100		RPI 101-150		RPI 150+							
28-15-1		0-0-0		0-0-0		OVERALL		0-4-0		2-4-1		26-7-0							
13-5-1		0-0-0		0-0-0		HOME		0-1-0		1-1-1		12-3-0							
13-9-0		0-0-0		0-0-0		AWAY		0-3-0		1-3-0		12-3-0							
2-1-0		0-0-0		0-0-0		NEUTRAL		0-0-0		0-0-0		2-1-0							
4-10-1		0-0-0		0-0-0		NON-CONFERENCE		0-4-0		2-4-1		2-2-0							
1-3-1		0-0-0		0-0-0		HOME		0-1-0		1-1-1		0-1-0							
2-7-0		0-0-0		0-0-		AWAY		0-3-0		1-3-0		1-1-0							
1-0-0		0-0-0		0-0-0		NEUTRAL		0-0-0		0-0-0		1-0-0							
24-5-0		0-0-0		0-0-0		CONFERENCE		0-0-0		0-0-0		24-5-0							
12-2-0		0-0-0		0-0-0		HOME		0-0-0		0-0-0		12-2-0							
11-2-0		0-0-0		0-0-0		AWAY		0-0-0		0-0-0		11-2-0							
1-1-0		0-0-0		0-0-0		NEUTRAL		0-0-0		0-0-0		1-1-0							
RPI	S	Opponent	Score	RPI	S	Opponent	Score	RPI	S	Opponent	Score	RPI	S	Opponent	Score				
								69	A	FGCU	4 7	123	H	Morehead St.	10 5				
								69	A	FGCU	1 5	123	H	Morehead St.	1 3				
								69	A	FGCU	4 6	127	A	Florida A&M	3 4				
								89	H	Jacksonville	1 7	127	A	Florida A&M	9 7				
												127	A	Florida A&M	4 7				
												131	A	New Orleans	2 16				
												131	H	New Orleans	5 5				
												155	A	Nicholls St.	2 4				
												196	A	Alabama St.	16 1				
												196	A	Alabama St.	8 3				
												196	A	Alabama St.	4 2				
												196	H	Alabama St.	4 1				
												196	H	Alabama St.	7 15				
												196	H	Alabama St.	0 5				
												242	A	La.-Monroe	2 0				
												242	H	La.-Monroe	2 10				
												273	H	Texas Southern	12 4				
												273	H	Texas Southern	11 1				
												273	N	Texas Southern	15 0				
												282	N	Chicago St.	9 7				
												286	A	Alcorn	9 4				
												286	A	Alcorn	6 9				
												286	A	Alcorn	13 2				
												286	H	Alcorn	16 4				
												286	H	Alcorn	11 6				
												286	N	Alcorn	4 5				
												292	A	Mississippi Val.	5 3				
<hr/>																			
LAST 10 GAMES																			
						155	A	Nicholls St.	2 4			127	A	Florida A&M	9 7				
						295	H	Alabama A&M	10 3			127	A	Florida A&M	3 4				
						295	H	Alabama A&M	7 5			127	A	Florida A&M	4 7				
						295	H	Alabama A&M	6 2			131	H	New Orleans	5 5				
						282	N	Chicago St.	9 7			286	A	Alcorn	9 4				
<hr/>																			
Non-Div. I Games:	Rust	17	4	Concordia (AL)	12	1	Tougaloo	21	0	LeMoyne-Owen	14	1							
	LeMoyne-Owen	17	2	Rust	9	2	Tougaloo	8	4	Concordia (AL)	18	5							

RPI	S	Opponent	Score	
292	A	Mississippi Val.	3	2
292	A	Mississippi Val.	6	0
292	H	Mississippi Val.	13	6
292	H	Mississippi Val.	9	8
292	H	Mississippi Val.	9	2
293	A	Southern U.	8	13
293	H	Southern U.	5	4
295	A	Alabama A&M	9	3
295	A	Alabama A&M	14	2
295	A	Alabama A&M	6	3
295	H	Alabama A&M	7	5
295	H	Alabama A&M	10	3
295	H	Alabama A&M	6	2

Jackson St.

J
a
c
k
s
o
n
S
t
.

J
a
c
k
s
o
n
S
t
.

[illegible]

Non-Div. I Games:

Northwestern St.

RPI	S	Opponent	Score	
292	H	Mississippi Val.	11	1
292	H	Mississippi Val.	14	0

Northwestern St.

N
o
r
t
h
w
e
s
t
e
r
n
s
t
.

N
o
r
t
h
w
e
s
t
e
r
n
s
t
.

Average RPI Win:		222	WON-LOST RECORD		WINNING PCT. RANK		LAST 10 GAMES		STRENGTH OF SCHEDULE		OPP. STRENGTH OF SCHEDULE		TEAM RPI		ADJ RPI		CONF. RPI		ADJ CONF. RPI					
DIV. I ONLY			20-30-0		.4		226		4-6-0		190		180		229		.45951		229		22		22	
DIV. I NON-CONF.			14-18-0		.4375		190		1-2-0		91		133		159		.49683		159		18		18	
TOTALS		RPI 1-25		RPI 26-50		W-L RECORDS		RPI 51-100		RPI 101-150		RPI 150+												
20-30-0		0-11-0		0-0-0		OVERALL		0-2-0		4-4-0		16-13-0												
13-11-0		0-0-0		0-0-0		HOME		0-1-0		2-0-0		11-10-0												
5-19-0		0-11-0		0-0-0		AWAY		0-1-0		0-4-0		5-3-0												
2-0-0		0-0-0		0-0-0		NEUTRAL		0-0-0		2-0-0		0-0-0												
14-18-0		0-11-0		0-0-0		NON-CONFERENCE		0-2-0		4-1-0		10-4-0												
10-5-0		0-0-0		0-0-0		HOME		0-1-0		2-0-0		8-4-0												
2-13-0		0-11-0		0-0-		AWAY		0-1-0		0-1-0		2-0-0												
2-0-0		0-0-0		0-0-0		NEUTRAL		0-0-0		2-0-0		0-0-0												
6-12-0		0-0-0		0-0-0		CONFERENCE		0-0-0		0-3-0		6-9-0												
3-6-0		0-0-0		0-0-0		HOME		0-0-0		0-0-0		3-6-0												
3-6-0		0-0-0		0-0-0		AWAY		0-0-0		0-3-0		3-3-0												
0-0-0		0-0-0		0-0-0		NEUTRAL		0-0-0		0-0-0		0-0-0												
RPI	S	Opponent		Score		RPI	S	Opponent		Score		RPI	S	Opponent		Score								
5	A	Louisville		5	6							101	N	Wright St.		4	3							
8	A	Kentucky		2	14							108	A	Xavier		4	9							
8	A	Kentucky		3	16							108	H	Xavier		7	0							
8	A	Kentucky		4	6							108	N	Xavier		12	6							
14	A	Arkansas		0	7							123	H	Morehead St.		8	0							
14	A	Arkansas		1	5							125	A	Central Mich.		4	6							
14	A	Arkansas		1	11							125	A	Central Mich.		1	5							
18	A	South Fla.		2	11							125	A	Central Mich.		7	13							
18	A	South Fla.		2	7							154	H	Butler		4	8							
18	A	South Fla.		1	5							184	H	Buffalo		0	1							
18	A	South Fla.		2	3							184	H	Buffalo		5	6							
												184	H	Buffalo		5	3							
												186	H	ETSU		4	2							
												186	H	ETSU		0	14							
												186	H	ETSU		1	2							
												204	H	Eastern Mich.		6	10							
												204	H	Eastern Mich.		6	2							
												204	H	Eastern Mich.		5	7							
												223	H	Western Mich.		0	4							
												223	H	Western Mich.		4	8							
												223	H	Western Mich.		4	3							
												235	A	Northern Ky.		5	4							
												235	H	Northern Ky.		3	6							
												239	A	Ohio		2	3							
												239	A	Ohio		3	1							
												239	A	Ohio		5	9							
												263	A	Dayton		16	9							
LAST 10 GAMES																								
184 H Buffalo						0	1	271 A Bowling Green						1	3									
184 H Buffalo						5	3	271 A Bowling Green						9	6									
184 H Buffalo						5	6	271 A Bowling Green						10	4									
154 H Butler						4	8	123 H Morehead St.						8	0									
5 A Louisville						5	6	239 A Ohio						2	3									

Non-Div. I Games:

Miami (OH)

RPI	S	Opponent	Score	
263	H	Dayton	7	6
271	A	Bowling Green	9	6
271	A	Bowling Green	1	3
271	A	Bowling Green	10	4
277	H	La Salle	7	1
277	H	La Salle	15	2
277	H	La Salle	3	2
279	H	Illinois St.	9	4
279	H	Illinois St.	8	6
279	H	Illinois St.	8	7

Miami (OH)

M
i
a
m
i
(
O
H
)

M
i
a
m
i
(
O
H
)

Average RPI Win: 219		WON-LOST	WINNING	LAST 10	STRENGTH OF		OPP. STRENGTH	TEAM	ADJ	CONF.	ADJ CONF.
Average RPI Loss: 129		RECORD	PCT. RANK	GAMES	SCHEDULE		OF SCHEDULE	RPI	RPI	RPI	RPI
DIV. I ONLY		23-26-0	.46939	171	1-2-0		246	160	230	.45912	230
DIV. I NON-CONF.		14-11-0	.56	109	0-2-0		274	124	214	.47113	213
TOTALS		RPI 1-25	RPI 26-50		W-L RECORDS		RPI 51-100		RPI 101-150		RPI 150+
23-26-0		0-7-0	0-1-0		OVERALL		0-0-0		2-5-0		21-13-0
19-9-0		0-1-0	0-1-0		HOME		0-0-0		1-2-0		18-5-0
4-17-0		0-6-0	0-0-0		AWAY		0-0-0		1-3-0		3-8-0
0-0-0		0-0-0	0-0-0		NEUTRAL		0-0-0		0-0-0		0-0-0
14-11-0		0-7-0	0-1-0		NON-CONFERENCE		0-0-0		1-0-0		13-3-0
12-4-0		0-1-0	0-1-0		HOME		0-0-0		0-0-0		12-2-0
2-7-0		0-6-0	0-0-		AWAY		0-0-0		1-0-0		1-1-0
0-0-0		0-0-0	0-0-0		NEUTRAL		0-0-0		0-0-0		0-0-0
9-15-0		0-0-0	0-0-0		CONFERENCE		0-0-0		1-5-0		8-10-0
7-5-0		0-0-0	0-0-0		HOME		0-0-0		1-2-0		6-3-0
2-10-0		0-0-0	0-0-0		AWAY		0-0-0		0-3-0		2-7-0
0-0-0		0-0-0	0-0-0		NEUTRAL		0-0-0		0-0-0		0-0-0
RPI S	Opponent	Score	RPI S	Opponent	Score	RPI S	Opponent	Score	RPI S	Opponent	Score
5 A	Louisville	3 19	37 H	Tennessee	6 7				105 A	Marshall	6 3
5 H	Louisville	4 14							107 H	Jacksonville St.	10 7
8 A	Kentucky	0 12							107 H	Jacksonville St.	4 5
15 A	Arizona	4 18							107 H	Jacksonville St.	1 3
15 A	Arizona	13 16							123 A	Morehead St.	9 15
15 A	Arizona	0 6							123 A	Morehead St.	6 9
15 A	Arizona	8 9							123 A	Morehead St.	7 18
									158 H	Belmont	3 7
									158 H	Belmont	6 2
									158 H	Belmont	0 2
									174 H	Austin Peay	5 4
									174 H	Austin Peay	10 14
									174 H	Austin Peay	7 6
									180 A	Murray St.	10 4
									180 A	Murray St.	4 8
									180 A	Murray St.	11 17
									193 A	Eastern Ill.	9 11
									193 A	Eastern Ill.	5 16
									193 A	Eastern Ill.	11 13
									206 H	UT Martin	3 2
									206 H	UT Martin	3 0
									206 H	UT Martin	11 3
									217 H	Oakland	2 1
									217 H	Oakland	9 4
									217 H	Oakland	3 2
									219 A	SIUE	2 11
									219 A	SIUE	2 11
LAST 10 GAMES			LAST 10 GAMES			LAST 10 GAMES			LAST 10 GAMES		
5 H	Louisville	4 14	251 A	Western Ky.	3 14	217 H	Oakland	2 1	217 H	Oakland	9 4
37 H	Tennessee	6 7	107 H	Jacksonville St.	10 7	217 H	Oakland	3 2	219 A	SIUE	2 11
180 A	Murray St.	10 4	107 H	Jacksonville St.	4 5	219 A	SIUE	2 11	219 A	SIUE	2 11
180 A	Murray St.	4 8	107 H	Jacksonville St.	1 3						
180 A	Murray St.	11 17	193 A	Eastern Ill.	9 11						

Non-Div. I Games:

Eastern Ky.

**E
a
s
t
e
r
n
K
y
.**

E
a
s
t
e
r
n
K
y
.

Eastern Ky.

Average RPI Win:	196	WON-LOST	WINNING	LAST 10	STRENGTH OF	OPP. STRENGTH	TEAM	ADJ	CONF.	ADJ CONF.	
Average RPI Loss:	169	RECORD	PCT. RANK	GAMES	SCHEDULE	OF SCHEDULE	RPI	RPI	RPI	RPI	
DIV. I ONLY	24-25-0	.4898	155	4-6-0	266	172	231	.45897	231	25	25
DIV. I NON-CONF.	15-13-0	.53571	130	1-2-0	258	64	201	.47638	200	26	26
TOTALS	RPI 1-25	RPI 26-50	W-L RECORDS	RPI 51-100	RPI 101-150	RPI 150+					
24-25-0	0-0-0	0-0-0	OVERALL	2-5-0	6-6-0	16-14-0					
14-13-0	0-0-0	0-0-0	HOME	1-2-0	5-5-0	8-6-0					
10-12-0	0-0-0	0-0-0	AWAY	1-3-0	1-1-0	8-8-0					
0-0-0	0-0-0	0-0-0	NEUTRAL	0-0-0	0-0-0	0-0-0					
15-13-0	0-0-0	0-0-0	NON-CONFERENCE	2-5-0	4-2-0	9-6-0					
11-7-0	0-0-0	0-0-0	HOME	1-2-0	3-1-0	7-4-0					
4-6-0	0-0-0	0-0-	AWAY	1-3-0	1-1-0	2-2-0					
0-0-0	0-0-0	0-0-0	NEUTRAL	0-0-0	0-0-0	0-0-0					
9-12-0	0-0-0	0-0-0	CONFERENCE	0-0-0	2-4-0	7-8-0					
3-6-0	0-0-0	0-0-0	HOME	0-0-0	2-4-0	1-2-0					
6-6-0	0-0-0	0-0-0	AWAY	0-0-0	0-0-0	6-6-0					
0-0-0	0-0-0	0-0-0	NEUTRAL	0-0-0	0-0-0	0-0-0					
RPI S	Opponent	Score	RPI S	Opponent	Score	RPI S	Opponent	Score	RPI S	Opponent	Score
						68 A	Washington	7 1	110 H	New Mexico St.	2 5
						68 A	Washington	5 8	110 H	New Mexico St.	2 1
						68 A	Washington	2 3	110 H	New Mexico St.	4 8
						68 A	Washington	0 4	113 H	Washington St.	3 4
						73 H	Minnesota	3 2	113 H	Washington St.	10 2
						73 H	Minnesota	2 9	113 H	Washington St.	6 4
						73 H	Minnesota	2 5	136 H	Grand Canyon	1 2
									136 H	Grand Canyon	7 1
									136 H	Grand Canyon	2 8
									138 A	Wichita St.	3 2
									142 A	San Francisco	6 14
									142 H	San Francisco	9 5
									160 A	UC Davis	6 7
									160 H	UC Davis	1 0
									172 H	CSU Bakersfield	3 4
									172 H	CSU Bakersfield	11 1
									172 H	CSU Bakersfield	3 8
									177 A	Fresno St.	2 9
									177 H	Fresno St.	0 9
									203 A	Nevada	7 5
									203 H	Nevada	5 6
									221 H	Penn St.	2 4
									221 H	Penn St.	11 3
									221 H	Penn St.	1 6
									235 H	Northern Ky.	6 5
									235 H	Northern Ky.	2 0
									235 H	Northern Ky.	10 0
LAST 10 GAMES											
						177 A	Fresno St.	2 9	172 H	CSU Bakersfield	3 8
						282 A	Chicago St.	10 3	172 H	CSU Bakersfield	11 1
						282 A	Chicago St.	7 0	172 H	CSU Bakersfield	3 4
						282 A	Chicago St.	2 6	243 A	Pacific	5 2
						203 H	Nevada	5 6	274 A	Seattle U	4 7

Non-Div. I Games:

Sacramento St.

RPI	S	Opponent	Score	
235	H	Northern Ky.	12	11
243	A	Pacific	5	2
243	H	Pacific	9	1
264	A	Utah Valley	6	7
264	A	Utah Valley	12	4
264	A	Utah Valley	9	1
268	A	Northern Colo.	7	8
268	A	Northern Colo.	5	9
268	A	Northern Colo.	5	7
274	A	Seattle U	4	7
274	A	Seattle U	9	0
274	A	Seattle U	3	2
282	A	Chicago St.	7	0
282	A	Chicago St.	10	3
282	A	Chicago St.	2	6

Sacramento St.

S
a
c
r
a
m
e
n
t
o
s
t
.

S
a
c
r
a
m
e
n
t
o
s
t
.

Average RPI Win: 218		WON-LOST	WINNING	LAST 10	STRENGTH OF		OPP. STRENGTH	TEAM	ADJ	CONF.	ADJ CONF.
Average RPI Loss: 171		RECORD	PCT. RANK	GAMES	SCHEDULE		OF SCHEDULE	RPI	RPI	RPI	RPI
DIV. I ONLY		20-27-0	.42553	208	7-3-0		276	221	232	.45877	232
DIV. I NON-CONF.		11-13-0	.45833	180	1-2-0		282	189	208	.47411	207
TOTALS		RPI 1-25	RPI 26-50		W-L RECORDS		RPI 51-100		RPI 101-150		RPI 150+
20-27-0		0-0-0	0-0-0		OVERALL		1-4-0		1-6-0		18-17-0
8-1-0		0-0-0	0-0-0		HOME		0-0-0		0-0-0		8-1-0
8-25-0		0-0-0	0-0-0		AWAY		1-4-0		0-5-0		7-16-0
4-1-0		0-0-0	0-0-0		NEUTRAL		0-0-0		1-1-0		3-0-0
11-13-0		0-0-0	0-0-0		NON-CONFERENCE		1-4-0		1-3-0		9-6-0
1-0-0		0-0-0	0-0-0		HOME		0-0-0		0-0-0		1-0-0
6-12-0		0-0-0	0-0-		AWAY		1-4-0		0-2-0		5-6-0
4-1-0		0-0-0	0-0-0		NEUTRAL		0-0-0		1-1-0		3-0-0
9-14-0		0-0-0	0-0-0		CONFERENCE		0-0-0		0-3-0		9-11-0
7-1-0		0-0-0	0-0-0		HOME		0-0-0		0-0-0		7-1-0
2-13-0		0-0-0	0-0-0		AWAY		0-0-0		0-3-0		2-10-0
0-0-0		0-0-0	0-0-0		NEUTRAL		0-0-0		0-0-0		0-0-0
RPI S	Opponent	Score	RPI S	Opponent	Score	RPI S	Opponent	Score	RPI S	Opponent	Score
						73 A	Minnesota	4 5	101 A	Wright St.	3 5
						79 A	UT Arlington	5 2	101 A	Wright St.	0 4
						79 A	UT Arlington	4 5	101 A	Wright St.	1 2
						79 A	UT Arlington	5 8	118 A	Lamar University	0 6
						88 A	Iowa	3 4	118 A	Lamar University	1 2
									120 N	Illinois	2 10
									120 N	Illinois	4 2
									151 A	Ill.-Chicago	2 10
									151 A	Ill.-Chicago	3 1
									151 A	Ill.-Chicago	7 8
									151 A	Ill.-Chicago	4 11
									151 A	Ill.-Chicago	0 5
									181 A	Bradley	2 3
									181 A	Bradley	5 11
									181 A	Bradley	13 4
									204 N	Eastern Mich.	15 4
									204 N	Eastern Mich.	3 0
									204 N	Eastern Mich.	4 2
									217 A	Oakland	6 9
									217 A	Oakland	6 12
									217 H	Oakland	4 3
									217 H	Oakland	5 4
									217 H	Oakland	10 3
						279 A	Illinois St.	7 8	226 A	Northwestern	4 6
						217 H	Oakland	10 3	235 A	Northern Ky.	9 13
						217 H	Oakland	5 4	235 A	Northern Ky.	5 6
						217 H	Oakland	4 3	235 A	Northern Ky.	5 6
						88 A	Iowa	3 4	235 A	Northern Ky.	4 7
				LAST 10 GAMES							
						282 H	Chicago St.	17 1			
						235 H	Northern Ky.	8 1			
						235 H	Northern Ky.	15 0			
						151 A	Ill.-Chicago	2 10			
						151 A	Ill.-Chicago	3 1			

Non-Div. I Games:

Milwaukee

RPI	S	Opponent	Score
235	H	Northern Ky.	8 1
235	H	Northern Ky.	15 0
241	A	Northern Ill.	2 0
259	A	Evansville	4 6
259	A	Evansville	7 5
259	A	Evansville	0 2
259	A	Evansville	8 2
260	A	Youngstown St.	5 2
260	A	Youngstown St.	1 5
260	H	Youngstown St.	3 0
260	H	Youngstown St.	5 6
260	H	Youngstown St.	14 5
279	A	Illinois St.	7 8
282	A	Chicago St.	15 1
282	H	Chicago St.	17 1

Milwaukee

Average RPI Win: 220		WON-LOST	WINNING	LAST 10	STRENGTH OF		OPP. STRENGTH	TEAM	ADJ	CONF.	ADJ CONF.
Average RPI Loss: 187		RECORD	PCT. RANK	GAMES	SCHEDULE		OF SCHEDULE	RPI	RPI	RPI	RPI
DIV. I ONLY		25-29-0	.46296	185	5-5-0		260	261	233	.45869	233
DIV. I NON-CONF.		15-19-0	.44118	189	3-3-0		251	217	228	.46335	228
TOTALS		RPI 1-25	RPI 26-50		W-L RECORDS		RPI 51-100		RPI 101-150		RPI 150+
25-29-0		0-2-0	0-0-0		OVERALL		1-0-0		4-6-0		20-21-0
7-9-0		0-0-0	0-0-0		HOME		0-0-0		1-1-0		6-8-0
13-13-0		0-2-0	0-0-0		AWAY		1-0-0		2-5-0		10-6-0
5-7-0		0-0-0	0-0-0		NEUTRAL		0-0-0		1-0-0		4-7-0
15-19-0		0-2-0	0-0-0		NON-CONFERENCE		1-0-0		4-6-0		10-11-0
5-3-0		0-0-0	0-0-0		HOME		0-0-0		1-1-0		4-2-0
5-9-0		0-2-0	0-0-		AWAY		1-0-0		2-5-0		2-2-0
5-7-0		0-0-0	0-0-0		NEUTRAL		0-0-0		1-0-0		4-7-0
10-10-0		0-0-0	0-0-0		CONFERENCE		0-0-0		0-0-0		10-10-0
2-6-0		0-0-0	0-0-0		HOME		0-0-0		0-0-0		2-6-0
8-4-0		0-0-0	0-0-0		AWAY		0-0-0		0-0-0		8-4-0
0-0-0		0-0-0	0-0-0		NEUTRAL		0-0-0		0-0-0		0-0-0
RPI S	Opponent	Score		RPI S	Opponent	Score		RPI S	Opponent	Score	
16 A	LSU	0	6					82 A	Tulane	7	4
16 A	LSU	0	9					121 A	Duke	5	8
								121 A	Duke	9	5
								121 A	Duke	1	5
								122 A	High Point	2	3
								122 A	High Point	2	4
								122 A	High Point	7	3
								149 A	Hartford	2	6
								149 H	Hartford	10	0
								149 H	Hartford	2	3
								150 N	Marist	4	1
								173 A	Presbyterian	0	9
								173 A	Presbyterian	9	5
								173 A	Presbyterian	4	13
								183 N	Harvard	9	17
								183 N	Harvard	4	11
								183 N	Harvard	5	11
								183 N	Harvard	8	7
								185 H	Navy	6	10
								185 H	Navy	3	7
								185 H	Navy	9	2
								185 H	Navy	2	7
								196 N	Alabama St.	13	6
								196 N	Alabama St.	5	4
								198 H	Albany (NY)	13	10
								200 N	Georgia St.	2	5
								200 N	Georgia St.	0	3
								207 N	Air Force	7	8
				LAST 10 GAMES							
				149 A	Hartford	2	6	283 A	Lehigh	8	5
				149 H	Hartford	10	0	283 A	Lehigh	3	16
				149 H	Hartford	2	3	283 A	Lehigh	4	3
				253 H	LIU Brooklyn	14	6	283 A	Lehigh	4	5
				247 H	Villanova	3	8	150 N	Marist	4	1

Non-Div. I Games:

Army West Point

RPI	S	Opponent	Score	
224	H	Holy Cross	1	16
224	H	Holy Cross	0	2
224	H	Holy Cross	1	6
224	H	Holy Cross	9	2
246	A	Bucknell	16	14
246	A	Bucknell	10	1
246	A	Bucknell	5	10
246	A	Bucknell	7	4
247	H	Villanova	3	8
253	H	LIU Brooklyn	14	6
257	A	Siena	9	4
266	H	Manhattan	6	8
266	H	Manhattan	7	5
271	N	Bowling Green	0	5
271	N	Bowling Green	5	0
283	A	Lehigh	4	5
283	A	Lehigh	8	5
283	A	Lehigh	3	16
283	A	Lehigh	4	3
291	A	Lafayette	10	5
291	A	Lafayette	10	9
291	A	Lafayette	5	4
291	A	Lafayette	6	10
298	H	NYIT	8	3

Army West Point

A
r
m
y
W
e
s
t
P
o
i
n
t

A
r
m
y
W
e
s
t
P
o
i
n
t

UNLV

UNLV

Average RPI Win: 192		WON-LOST	WINNING	LAST 10	STRENGTH OF		OPP. STRENGTH	TEAM	ADJ	CONF.	ADJ CONF.
Average RPI Loss: 185		RECORD	PCT. RANK	GAMES	SCHEDULE		OF SCHEDULE	RPI	RPI	RPI	RPI
DIV. I ONLY		16-30-0	.34783	252	3-7-0		169	267	235	.45732	235
DIV. I NON-CONF.		6-17-0	.26087	262	0-1-0		247	238	259	.43984	259
TOTALS		RPI 1-25	RPI 26-50		W-L RECORDS		RPI 51-100		RPI 101-150		RPI 150+
16-30-0	0-1-0	0-0-0		OVERALL		1-2-0		2-3-0		13-24-0	
8-7-0	0-0-0	0-0-0		HOME		0-0-0		1-2-0		7-5-0	
8-23-0	0-1-0	0-0-0		AWAY		1-2-0		1-1-0		6-19-0	
0-0-0	0-0-0	0-0-0		NEUTRAL		0-0-0		0-0-0		0-0-0	
6-17-0	0-1-0	0-0-0		NON-CONFERENCE		1-2-0		0-0-0		5-14-0	
0-2-0	0-0-0	0-0-0		HOME		0-0-0		0-0-0		0-2-0	
6-15-0	0-1-0	0-0-		AWAY		1-2-0		0-0-0		5-12-0	
0-0-0	0-0-0	0-0-0		NEUTRAL		0-0-0		0-0-0		0-0-0	
10-13-0	0-0-0	0-0-0		CONFERENCE		0-0-0		2-3-0		8-10-0	
8-5-0	0-0-0	0-0-0		HOME		0-0-0		1-2-0		7-3-0	
2-8-0	0-0-0	0-0-0		AWAY		0-0-0		1-1-0		1-7-0	
0-0-0	0-0-0	0-0-0		NEUTRAL		0-0-0		0-0-0		0-0-0	
RPI S	Opponent	Score		RPI S	Opponent	Score		RPI S	Opponent	Score	
5 A	Louisville	4	6					83 A	Cincinnati	1	9
								83 A	Cincinnati	7	13
								83 A	Cincinnati	3	2
								101 A	Wright St.	3	13
								101 A	Wright St.	13	10
								101 H	Wright St.	3	7
								101 H	Wright St.	3	5
								101 H	Wright St.	7	2
								151 A	Ill.-Chicago	2	5
								151 A	Ill.-Chicago	2	7
								151 A	Ill.-Chicago	0	4
								151 H	Ill.-Chicago	3	5
								151 H	Ill.-Chicago	6	2
								156 A	Ohio St.	8	1
								179 A	Radford	5	10
								179 A	Radford	3	7
								179 A	Radford	10	5
								200 A	Georgia St.	6	10
								200 A	Georgia St.	4	12
								200 A	Georgia St.	8	7
								220 A	Valparaiso	18	7
								220 A	Valparaiso	9	10
								220 A	Valparaiso	7	8
								220 H	Valparaiso	4	17
								220 H	Valparaiso	14	5
								222 A	Campbell	5	8
								222 A	Campbell	5	12
								222 A	Campbell	5	3
								229 A	Miami (OH)	6	3
								229 H	Miami (OH)	4	5
LAST 10 GAMES											
232 A	Milwaukee	1	8	101 H	Wright St.	3	5				
232 A	Milwaukee	0	15	101 H	Wright St.	3	7				
101 A	Wright St.	3	13	5 A	Louisville	4	6				
101 A	Wright St.	13	10	151 H	Ill.-Chicago	3	5				
101 H	Wright St.	7	2	151 H	Ill.-Chicago	6	2				

Non-Div. I Games: Miami-Hamilton 15 1

Northern Ky.

N
o
r
t
h
e
r
n
K
y
.

N
o
r
t
h
e
r
n
K
y
.

Northern Ky.

Average RPI Win: 179		WON-LOST RECORD		WINNING PCT. RANK		LAST 10 GAMES		STRENGTH OF SCHEDULE		OPP. STRENGTH OF SCHEDULE		TEAM RPI		ADJ RPI		CONF. RPI		ADJ CONF. RPI	
DIV. I ONLY		14-30-0		.31818 267		3-7-0		82		144		236		.45724 236		12		11	
DIV. I NON-CONF.		9-17-0		.34615 244		1-0-0		71		155		234		.46034 233		15		15	
TOTALS		RPI 1-25		RPI 26-50		W-L RECORDS		RPI 51-100		RPI 101-150		RPI 150+							
14-30-0		0-3-0		0-3-0		OVERALL		1-6-0		3-13-0		10-5-0							
12-17-0		0-2-0		0-3-0		HOME		1-4-0		2-3-0		9-5-0							
2-13-0		0-1-0		0-0-0		AWAY		0-2-0		1-10-0		1-0-0							
0-0-0		0-0-0		0-0-0		NEUTRAL		0-0-0		0-0-0		0-0-0							
9-17-0		0-3-0		0-0-0		NON-CONFERENCE		1-6-0		2-5-0		6-3-0							
8-12-0		0-2-0		0-0-0		HOME		1-4-0		2-3-0		5-3-0							
1-5-0		0-1-0		0-0-		AWAY		0-2-0		0-2-0		1-0-0							
0-0-0		0-0-0		0-0-0		NEUTRAL		0-0-0		0-0-0		0-0-0							
5-13-0		0-0-0		0-3-0		CONFERENCE		0-0-0		1-8-0		4-2-0							
4-5-0		0-0-0		0-3-0		HOME		0-0-0		0-0-0		4-2-0							
1-8-0		0-0-0		0-0-0		AWAY		0-0-0		1-8-0		0-0-0							
0-0-0		0-0-0		0-0-0		NEUTRAL		0-0-0		0-0-0		0-0-0							
RPI	S	Opponent		Score		RPI	S	Opponent		Score		RPI	S	Opponent		Score			
9	H	Virginia		6	10	50	H	Mercer		5	6	56	H	Liberty		1	9		
24	A	South Carolina		5	12	50	H	Mercer		1	2	61	H	Kansas		5	7		
24	H	South Carolina		1	15	50	H	Mercer		3	5	64	H	Coastal Caro.		6	9		
												70	A	Ga. Southern		0	1		
												70	H	Ga. Southern		3	7		
												80	A	Winthrop		4	6		
												80	H	Winthrop		34	8		
												111	A	Western Caro.		3	4		
												111	A	Western Caro.		1	14		
												111	A	Western Caro.		0	6		
												114	A	Samford		8	6		
												114	A	Samford		4	7		
												114	A	Samford		0	1		
												119	H	Dartmouth		2	7		
												119	H	Dartmouth		9	10		
												119	H	Dartmouth		8	7		
												119	H	Dartmouth		5	4		
												126	A	Furman		2	19		
												126	A	Furman		2	4		
												126	A	Furman		1	13		
												141	A	Col. of Charleston		2	3		
												141	A	Col. of Charleston		1	3		
												141	H	Col. of Charleston		1	10		
												169	H	Stetson		2	9		
												169	H	Stetson		6	9		
												169	H	Stetson		5	1		
												173	H	Presbyterian		9	8		
												186	H	ETSU		7	5		
												186	H	ETSU		9	10		
												186	H	ETSU		4	1		
												201	H	VMI		4	2		
												201	H	VMI		3	0		
												201	H	VMI		1	4		
												205	H	Charleston So.		8	6		
												205	A	Charleston So.		8	6		
LAST 10 GAMES																			
						186	H	ETSU		9	10	126	A	Furman		2	4		
						186	H	ETSU		4	1	50	H	Mercer		1	2		
						186	H	ETSU		7	5	50	H	Mercer		3	5		
						126	A	Furman		1	13	50	H	Mercer		5	6		
						126	A	Furman		2	19	205	H	Charleston So.		8	5		

Non-Div. I Games:

The Citadel

RPI	S	Opponent	Score	
205	H	Charleston So.	8	5
276	H	Delaware St.	1	7
276	H	Delaware St.	6	5
276	H	Delaware St.	4	0

The Citadel

T
h
e
C
i
t
a
d
e
l

T
h
e
C
i
t
a
d
e
l

Average RPI Win: 195		WON-LOST	WINNING	LAST 10	STRENGTH OF		OPP. STRENGTH	TEAM	ADJ		CONF.	ADJ CONF.			
Average RPI Loss: 176		RECORD	PCT. RANK	GAMES	SCHEDULE		OF SCHEDULE	RPI	RPI		RPI	RPI			
DIV. I ONLY		17-28-0	.37778	238	5-5-0		228	246	237		.45714	237	26	26	
DIV. I NON-CONF.		7-17-0	.29167	254	0-2-0		128	188	205		.47606	203	25	25	
TOTALS		RPI 1-25	RPI 26-50		W-L RECORDS		RPI 51-100		RPI 101-150		RPI 150+				
17-28-0		0-1-0	0-2-0		OVERALL		1-0-0		7-6-0		9-19-0				
7-4-0		0-0-0	0-0-0		HOME		0-0-0		4-3-0		3-1-0				
9-22-0		0-1-0	0-2-0		AWAY		0-0-0		3-2-0		6-17-0				
1-2-0		0-0-0	0-0-0		NEUTRAL		1-0-0		0-1-0		0-1-0				
7-17-0		0-1-0	0-2-0		NON-CONFERENCE		1-0-0		3-4-0		3-10-0				
0-2-0		0-0-0	0-0-0		HOME		0-0-0		0-1-0		0-1-0				
6-13-0		0-1-0	0-0-		AWAY		0-0-0		3-2-0		3-8-0				
1-2-0		0-0-0	0-0-0		NEUTRAL		1-0-0		0-1-0		0-1-0				
10-11-0		0-0-0	0-0-0		CONFERENCE		0-0-0		4-2-0		6-9-0				
7-2-0		0-0-0	0-0-0		HOME		0-0-0		4-2-0		3-0-0				
3-9-0		0-0-0	0-0-0		AWAY		0-0-0		0-0-0		3-9-0				
0-0-0		0-0-0	0-0-0		NEUTRAL		0-0-0		0-0-0		0-0-0				
RPI S	Opponent	Score		RPI S	Opponent	Score		RPI S	Opponent	Score		RPI S	Opponent	Score	
11 A	Wake Forest	1	2	46 A	UConn	3	4	60 N	Kent St.	4	2	103 A	UTSA	5	4
				47 A	Rhode Island	5	15					103 A	UTSA	1	12
												103 A	UTSA	8	7
												103 A	UTSA	12	10
												143 H	Canisius	2	3
												143 H	Canisius	4	10
												143 H	Canisius	7	4
												146 H	Bryant	6	7
												149 A	Hartford	5	6
												149 N	Hartford	4	6
												150 H	Marist	4	2
												150 H	Marist	2	0
												150 H	Marist	7	4
												157 A	Central Conn. St.	3	6
												157 H	Central Conn. St.	13	24
												166 A	Gardner-Webb	2	5
												179 N	Radford	0	4
												189 A	Niagara	2	10
												189 A	Niagara	1	2
												189 A	Niagara	8	17
												201 A	VMI	8	5
												201 A	VMI	5	9
												201 A	VMI	7	13
												214 A	Monmouth	7	17
												214 A	Monmouth	0	12
												214 A	Monmouth	4	9
												222 A	Campbell	6	11
				LAST 10 GAMES											
				266 A	Manhattan	2	7	143 H	Canisius	7	4				
				266 A	Manhattan	3	0	143 H	Canisius	4	10				
				266 A	Manhattan	4	0	149 A	Hartford	5	6				
				157 H	Central Conn. St.	13	24	299 H	Saint Peter's	7	0				
				143 H	Canisius	2	3	299 H	Saint Peter's	5	1				

Non-Div. I Games:

Quinnipiac

Quinnipiac

Non-Div. I Games:	Arlington Baptist	7	3	Arlington Baptist	4	2
--------------------------	--------------------------	----------	----------	--------------------------	----------	----------

UTRGV

RPI	S	Opponent	Score	
273	H	Texas Southern	9	0
273	H	Texas Southern	11	4
273	H	Texas Southern	12	2
274	H	Seattle U	5	6
274	H	Seattle U	7	6
274	H	Seattle U	12	9
282	H	Chicago St.	5	12
282	H	Chicago St.	7	1
282	H	Chicago St.	10	9
285	H	Prairie View	6	1
285	H	Prairie View	10	3
285	H	Prairie View	11	0
285	H	Prairie View	4	0

UTRGV

U
T
R
G
V

U
T
R
G
V

Average RPI Win:	216	WON-LOST RECORD	WINNING PCT. RANK	LAST 10 GAMES	STRENGTH OF SCHEDULE	OPP. STRENGTH OF SCHEDULE	TEAM RPI	ADJ RPI	CONF. RPI	ADJ CONF. RPI		
Average RPI Loss:	176											
DIV. I ONLY	21-25-0	.45652	190	4-6-0	252	248	239	.45556	239	22	22	
DIV. I NON-CONF.	13-15-0	.46429	176	0-2-0	229	265	224	.46578	224	18	18	
<hr/>												
TOTALS	RPI 1-25	RPI 26-50		W-L RECORDS		RPI 51-100		RPI 101-150		RPI 150+		
21-25-0	0-0-0	0-0-0		OVERALL		0-0-0		5-8-0		16-17-0		
7-11-0	0-0-0	0-0-0		HOME		0-0-0		0-5-0		7-6-0		
8-10-0	0-0-0	0-0-0		AWAY		0-0-0		4-3-0		4-7-0		
6-4-0	0-0-0	0-0-0		NEUTRAL		0-0-0		1-0-0		5-4-0		
13-15-0	0-0-0	0-0-0		NON-CONFERENCE		0-0-0		2-5-0		11-10-0		
3-6-0	0-0-0	0-0-0		HOME		0-0-0		0-2-0		3-4-0		
4-5-0	0-0-0	0-0-		AWAY		0-0-0		1-3-0		3-2-0		
6-4-0	0-0-0	0-0-0		NEUTRAL		0-0-0		1-0-0		5-4-0		
8-10-0	0-0-0	0-0-0		CONFERENCE		0-0-0		3-3-0		5-7-0		
4-5-0	0-0-0	0-0-0		HOME		0-0-0		0-3-0		4-2-0		
4-5-0	0-0-0	0-0-0		AWAY		0-0-0		3-0-0		1-5-0		
0-0-0	0-0-0	0-0-0		NEUTRAL		0-0-0		0-0-0		0-0-0		
RPI	S	Opponent	Score	RPI	S	Opponent	Score	RPI	S	Opponent	Score	
								101	A	Wright St.	1	6
								101	A	Wright St.	4	3
								105	A	Marshall	9	12
								105	H	Marshall	2	5
								105	N	Marshall	11	10
								123	A	Morehead St.	14	15
								123	H	Morehead St.	1	3
								125	H	Central Mich.	8	10
								125	H	Central Mich.	2	4
								125	H	Central Mich.	2	6
								139	A	Ball St.	6	4
								139	A	Ball St.	10	0
								139	A	Ball St.	7	4
								154	H	Butler	6	7
								154	H	Butler	3	4
								154	H	Butler	4	5
								154	N	Butler	4	0
								154	N	Butler	4	15
								156	A	Ohio St.	0	3
								196	N	Alabama St.	6	12
								204	A	Eastern Mich.	11	12
								204	A	Eastern Mich.	2	8
LAST 10 GAMES								204	A	Eastern Mich.	9	12
								105	H	Marshall	2	5
								223	A	Western Mich.	0	9
								271	H	Bowling Green	4	5
								223	A	Western Mich.	17	13
								223	A	Western Mich.	2	3
								219	N	SIUE	4	7
								219	N	SIUE	2	1
								229	H	Miami (OH)	3	2
								219	N	SIUE	6	4
								229	H	Miami (OH)	1	3
								219	N	SIUE	1	2

RPI	S	Opponent	Score	
223	A	Western Mich.	0	9
223	A	Western Mich.	2	3
223	A	Western Mich.	17	13
229	H	Miami (OH)	1	3
229	H	Miami (OH)	3	2
229	H	Miami (OH)	9	5
251	A	Western Ky.	3	0
251	A	Western Ky.	3	0
251	A	Western Ky.	4	5
257	H	Siena	6	4
257	H	Siena	7	4
257	H	Siena	2	4
260	A	Youngstown St.	6	5
263	H	Dayton	5	2
271	H	Bowling Green	9	1
271	H	Bowling Green	9	4
271	H	Bowling Green	4	5
277	N	La Salle	10	2
277	N	La Salle	14	5

Average RPI Win: 220		WON-LOST RECORD	WINNING PCT. RANK	LAST 10 GAMES	STRENGTH OF SCHEDULE	OPP. STRENGTH OF SCHEDULE	TEAM RPI	ADJ RPI	CONF. RPI	ADJ CONF. RPI									
Average RPI Loss: 161																			
DIV. I ONLY		19-29-0	.39583	228	4-6-0	198	243	240	.45494	240	21	21							
DIV. I NON-CONF.		14-16-0	.46667	174	2-2-0	163	274	185	.48341	185	22	22							
<hr/>																			
TOTALS		RPI 1-25		RPI 26-50		W-L RECORDS		RPI 51-100		RPI 101-150		RPI 150+							
19-29-0		0-3-0		0-0-0		OVERALL		1-5-0		0-4-0		18-17-0							
11-10-0		0-0-0		0-0-0		HOME		1-2-0		0-1-0		10-7-0							
8-16-0		0-2-0		0-0-0		AWAY		0-3-0		0-3-0		8-7-0							
0-3-0		0-1-0		0-0-0		NEUTRAL		0-0-0		0-0-0		0-2-0							
14-16-0		0-3-0		0-0-0		NON-CONFERENCE		0-3-0		0-1-0		14-9-0							
9-3-0		0-0-0		0-0-0		HOME		0-0-0		0-1-0		9-2-0							
5-10-0		0-2-0		0-0-		AWAY		0-3-0		0-0-0		5-5-0							
0-3-0		0-1-0		0-0-0		NEUTRAL		0-0-0		0-0-0		0-2-0							
5-13-0		0-0-0		0-0-0		CONFERENCE		1-2-0		0-3-0		4-8-0							
2-7-0		0-0-0		0-0-0		HOME		1-2-0		0-0-0		1-5-0							
3-6-0		0-0-0		0-0-0		AWAY		0-0-0		0-3-0		3-3-0							
0-0-0		0-0-0		0-0-0		NEUTRAL		0-0-0		0-0-0		0-0-0							
RPI	S	Opponent		Score		RPI	S	Opponent		Score		RPI	S	Opponent		Score			
9	A	Virginia		2	3			84	A	East Carolina		4	9	115	H	Cornell		14	27
9	A	Virginia		4	8			84	A	East Carolina		5	8	141	A	Col. of Charleston		1	8
25	N	Maryland		5	6			84	A	East Carolina		7	12	141	A	Col. of Charleston		0	5
								97	H	William & Mary		3	12	141	A	Col. of Charleston		3	16
								97	H	William & Mary		7	1	162	A	UMBC		7	3
								97	H	William & Mary		1	8	162	H	UMBC		4	2
														165	N	UMass Lowell		8	10
														167	A	CSUN		6	5
														167	A	CSUN		7	2
														167	A	CSUN		4	1
														167	A	CSUN		5	11
														176	A	George Washington		4	13
														176	H	George Washington		8	4
														185	A	Navy		6	11
														188	H	Elon		4	5
														188	H	Elon		1	8
														188	H	Elon		11	10
														195	H	Northeastern		3	5
														195	H	Northeastern		5	7
														195	H	Northeastern		2	5
														211	A	George Mason		14	2
														211	H	George Mason		6	10
														215	A	James Madison		4	7
														215	A	James Madison		6	7
														215	A	James Madison		8	6
														249	H	Norfolk St.		5	0
														249	H	Norfolk St.		0	8
<hr/>																			
LAST 10 GAMES																			
162	H	UMBC		4	2	25	N	Maryland		5	6	215	A	James Madison		4	7		
287	H	UMES		4	3	211	H	George Mason		6	10	215	A	James Madison		6	7		
215	A	James Madison		6	7	97	H	William & Mary		1	8	215	A	James Madison		8	6		
215	A	James Madison		4	7	97	H	William & Mary		7	1	249	H	Norfolk St.		5	0		
215	A	James Madison		8	6	97	H	William & Mary		3	12	249	H	Norfolk St.		0	8		

Non-Div. I Games:

Towson

RPI	S	Opponent	Score	
256	N	Iona	1	3
272	A	Hofstra	12	6
272	A	Hofstra	10	2
272	A	Hofstra	5	11
275	H	Wagner	6	3
275	H	Wagner	2	1
275	H	Wagner	3	2
276	A	Delaware St.	1	8
276	H	Delaware St.	7	6
287	A	UMES	4	10
287	H	UMES	4	3
294	H	Coppin St.	7	5

Towson

T
O
W
S
O
N

T
O
W
S
O
N

[illegible]

Non-Div. I Games:

Northern Ill.

RPI	S	Opponent	Score	
259	A	Evansville	5	2
271	H	Bowling Green	1	9
271	H	Bowling Green	4	7
271	H	Bowling Green	11	0
282	A	Chicago St.	4	0
282	N	Chicago St.	6	7
282	N	Chicago St.	1	11

Northern Ill.

N
o
r
t
h
e
r
n
I
l
l
.

N
o
r
t
h
e
r
n
I
l
l
.

Average RPI Win: 190		WON-LOST RECORD		WINNING PCT. RANK		LAST 10 GAMES		STRENGTH OF SCHEDULE		OPP. STRENGTH OF SCHEDULE		TEAM RPI		ADJ RPI		CONF. RPI		ADJ CONF. RPI	
Average RPI Loss: 117																			
DIV. I ONLY		12-37-0		.2449 284		1-9-0		99		132		242		.45479 242		9		9	
DIV. I NON-CONF.		6-19-0		.24 269		0-2-0		111		138		239		.45528 238		10		10	
TOTALS		RPI 1-25		RPI 26-50		W-L RECORDS		RPI 51-100		RPI 101-150		RPI 150+							
12-37-0		0-2-0		0-8-0		OVERALL		2-10-0		0-0-0		10-17-0							
5-14-0		0-0-0		0-4-0		HOME		0-6-0		0-0-0		5-4-0							
7-23-0		0-2-0		0-4-0		AWAY		2-4-0		0-0-0		5-13-0							
0-0-0		0-0-0		0-0-0		NEUTRAL		0-0-0		0-0-0		0-0-0							
6-19-0		0-2-0		0-5-0		NON-CONFERENCE		1-2-0		0-0-0		5-10-0							
3-4-0		0-0-0		0-1-0		HOME		0-0-0		0-0-0		3-3-0							
3-15-0		0-2-0		0-0-		AWAY		1-2-0		0-0-0		2-7-0							
0-0-0		0-0-0		0-0-0		NEUTRAL		0-0-0		0-0-0		0-0-0							
6-18-0		0-0-0		0-3-0		CONFERENCE		1-8-0		0-0-0		5-7-0							
2-10-0		0-0-0		0-3-0		HOME		0-6-0		0-0-0		2-1-0							
4-8-0		0-0-0		0-0-0		AWAY		1-2-0		0-0-0		3-6-0							
0-0-0		0-0-0		0-0-0		NEUTRAL		0-0-0		0-0-0		0-0-0							
RPI S	Opponent	Score		RPI S	Opponent	Score		RPI S	Opponent	Score		RPI S	Opponent	Score					
14 A	Arkansas	2	11	35 A	Ole Miss	7	21	52 A	DBU	4	12	170 A	Alabama	2	6				
14 A	Arkansas	3	12	35 A	Ole Miss	3	5	52 A	DBU	8	3	170 A	Alabama	3	10				
				39 A	Louisiana Tech	3	12	52 A	DBU	0	11	170 A	Alabama	3	4				
				44 H	South Ala.	2	14	64 H	Coastal Caro.	5	7	175 A	UAB	3	4				
				44 H	South Ala.	3	8	64 H	Coastal Caro.	5	10	175 A	UAB	2	3				
				44 H	South Ala.	1	4	64 H	Coastal Caro.	1	8	175 A	UAB	3	4				
				45 A	McNeese	5	14	70 A	Ga. Southern	5	4	182 H	Southern Ill.	0	9				
				45 H	McNeese	4	32	70 A	Ga. Southern	3	9	182 H	Southern Ill.	4	3				
								70 A	Ga. Southern	0	9	182 H	Southern Ill.	6	2				
								79 H	UT Arlington	2	10	187 A	Texas St.	5	9				
								79 H	UT Arlington	4	6	187 A	Texas St.	6	5				
								79 H	UT Arlington	3	10	187 A	Texas St.	4	7				
												197 A	Arkansas St.	5	3				
												197 A	Arkansas St.	6	12				
												197 A	Arkansas St.	3	8				
												200 A	Georgia St.	1	6				
												200 A	Georgia St.	3	4				
												200 A	Georgia St.	4	3				
												213 H	Little Rock	6	4				
												213 H	Little Rock	7	1				
												213 H	Little Rock	1	5				
												227 A	Jackson St.	10	2				
												227 H	Jackson St.	0	2				
												228 A	Northwestern St.	4	5				
												228 H	Northwestern St.	2	11				
												280 A	Grambling	4	3				
												280 H	Grambling	7	1				
LAST 10 GAMES																			
				64 H	Coastal Caro.	1	8	200 A	Georgia St.	1	6								
				64 H	Coastal Caro.	5	10	200 A	Georgia St.	3	4								
				64 H	Coastal Caro.	5	7	200 A	Georgia St.	4	3								
				35 A	Ole Miss	3	5	79 H	UT Arlington	3	10								
				35 A	Ole Miss	7	21	79 H	UT Arlington	2	10								

Non-Div. I Games:

La.-Monroe

Average RPI Win:	197	WON-LOST RECORD	WINNING PCT. RANK	LAST 10 GAMES	STRENGTH OF SCHEDULE	OPP. STRENGTH OF SCHEDULE	TEAM RPI	ADJ RPI	CONF. RPI	ADJ CONF. RPI		
DIV. I ONLY		16-30-0	.34783	252	3-7-0	133	173	243	.45456	243	13	13
DIV. I NON-CONF.		12-13-0	.48	167	1-5-0	194	182	211	.47314	209	11	11
<hr/>												
TOTALS	RPI 1-25	RPI 26-50		W-L RECORDS		RPI 51-100		RPI 101-150		RPI 150+		
16-30-0	0-0-0	0-4-0		OVERALL		1-17-0		4-0-0		11-9-0		
15-9-0	0-0-0	0-0-0		HOME		0-3-0		4-0-0		11-6-0		
1-21-0	0-0-0	0-4-0		AWAY		1-14-0		0-0-0		0-3-0		
0-0-0	0-0-0	0-0-0		NEUTRAL		0-0-0		0-0-0		0-0-0		
12-13-0	0-0-0	0-4-0		NON-CONFERENCE		1-2-0		4-0-0		7-7-0		
11-4-0	0-0-0	0-0-0		HOME		0-0-0		4-0-0		7-4-0		
1-9-0	0-0-0	0-0-		AWAY		1-2-0		0-0-0		0-3-0		
0-0-0	0-0-0	0-0-0		NEUTRAL		0-0-0		0-0-0		0-0-0		
4-17-0	0-0-0	0-0-0		CONFERENCE		0-15-0		0-0-0		4-2-0		
4-5-0	0-0-0	0-0-0		HOME		0-3-0		0-0-0		4-2-0		
0-12-0	0-0-0	0-0-0		AWAY		0-12-0		0-0-0		0-0-0		
0-0-0	0-0-0	0-0-0		NEUTRAL		0-0-0		0-0-0		0-0-0		
RPI	S	Opponent	Score	RPI	S	Opponent	Score	RPI	S	Opponent	Score	
27	A	Florida St.	8 9	51	A	San Diego	5 9	113	H	Washington St.	14 8	
27	A	Florida St.	3 5	51	A	San Diego	4 10	124	H	Cal Poly	8 3	
27	A	Florida St.	3 5	51	A	San Diego	0 1	124	H	Cal Poly	16 0	
27	A	Florida St.	5 18	62	A	Loyola Marymount	4 5	124	H	Cal Poly	2 0	
				62	A	Loyola Marymount	7 8	160	H	UC Davis	3 2	
				62	A	Loyola Marymount	6 15	177	A	Fresno St.	4 10	
				66	H	BYU	0 6	177	H	Fresno St.	12 11	
				66	H	BYU	2 5	209	H	Pepperdine	4 1	
				66	H	BYU	1 12	209	H	Pepperdine	6 7	
				67	A	Saint Mary's (CA)	1 5	209	H	Pepperdine	11 5	
				67	A	Saint Mary's (CA)	2 3	221	H	Penn St.	4 11	
				67	A	Saint Mary's (CA)	9 15	221	H	Penn St.	2 11	
				78	A	Gonzaga	0 4	221	H	Penn St.	6 1	
				78	A	Gonzaga	0 9	225	A	San Jose St.	2 9	
				78	A	Gonzaga	4 9	225	H	San Jose St.	12 10	
				91	A	San Diego St.	0 11	231	A	Sacramento St.	1 9	
				91	A	San Diego St.	5 1	231	H	Sacramento St.	2 5	
				91	A	San Diego St.	5 11	274	H	Seattle U	7 5	
								274	H	Seattle U	4 3	
								274	H	Seattle U	13 4	
								274	H	Seattle U	4 17	
								278	H	Portland	3 1	
								278	H	Portland	2 0	
								278	H	Portland	7 10	
								231	H	Sacramento St.	2 5	
								67	A	Saint Mary's (CA)	2 3	
LAST 10 GAMES												
160	H	UC Davis	3 2	278	H	Portland	2 0	278	H	Portland	2 0	
27	A	Florida St.	3 5	278	H	Portland	3 1	278	H	Portland	7 10	
27	A	Florida St.	3 5	278	H	Portland	7 10					
27	A	Florida St.	5 18	231	H	Sacramento St.	2 5					
27	A	Florida St.	8 9	67	A	Saint Mary's (CA)	2 3					

Non-Div. I Games:

Pacific

Average RPI Win: 200		WON-LOST	WINNING	LAST 10	STRENGTH OF		OPP. STRENGTH	TEAM	ADJ		CONF.	ADJ CONF.
Average RPI Loss: 165		RECORD	PCT. RANK	GAMES	SCHEDULE		OF SCHEDULE	RPI	RPI		RPI	RPI
DIV. I ONLY		16-24-0	.4	226	6-4-0		222	197	244	.45288	244	23
DIV. I NON-CONF.		9-13-0	.40909	209	2-0-0		177	210	212	.47141	211	24
TOTALS		RPI 1-25	RPI 26-50		W-L RECORDS		RPI 51-100		RPI 101-150		RPI 150+	
16-24-0		0-2-0	0-2-0		OVERALL		1-1-0		5-4-0		10-15-0	
11-5-0		0-0-0	0-0-0		HOME		0-0-0		3-0-0		8-5-0	
5-14-0		0-1-0	0-1-0		AWAY		1-0-0		2-4-0		2-8-0	
0-5-0		0-1-0	0-1-0		NEUTRAL		0-1-0		0-0-0		0-2-0	
9-13-0		0-2-0	0-2-0		NON-CONFERENCE		1-1-0		3-0-0		5-8-0	
6-1-0		0-0-0	0-0-0		HOME		0-0-0		3-0-0		3-1-0	
3-7-0		0-1-0	0-0-		AWAY		1-0-0		0-0-0		2-5-0	
0-5-0		0-1-0	0-1-0		NEUTRAL		0-1-0		0-0-0		0-2-0	
7-11-0		0-0-0	0-0-0		CONFERENCE		0-0-0		2-4-0		5-7-0	
5-4-0		0-0-0	0-0-0		HOME		0-0-0		0-0-0		5-4-0	
2-7-0		0-0-0	0-0-0		AWAY		0-0-0		2-4-0		0-3-0	
0-0-0		0-0-0	0-0-0		NEUTRAL		0-0-0		0-0-0		0-0-0	
RPI S	Opponent	Score	RPI S	Opponent	Score	RPI S	Opponent	Score	RPI S	Opponent	Score	
8 N	Kentucky	9 16	42 A	Old Dominion	6 7	65 N	Yale	9 13	106 A	VCU	6 7	
25 A	Maryland	5 11	46 N	UConn	0 11	97 A	William & Mary	3 2	106 A	VCU	8 6	
									106 A	VCU	4 5	
									146 H	Bryant	5 1	
									146 H	Bryant	5 4	
									146 H	Bryant	4 1	
									148 A	Davidson	7 1	
									148 A	Davidson	7 10	
									148 A	Davidson	3 5	
									164 A	Delaware	6 11	
									164 H	Delaware	7 6	
									164 N	Delaware	8 10	
									169 A	Stetson	2 6	
									209 A	Pepperdine	0 8	
									209 A	Pepperdine	5 9	
									209 A	Pepperdine	5 7	
									211 H	George Mason	5 2	
									211 H	George Mason	1 4	
									211 H	George Mason	5 2	
									218 A	Fordham	3 4	
									218 A	Fordham	0 5	
									218 A	Fordham	1 2	
									223 N	Western Mich.	2 9	
									247 A	Villanova	6 5	
									247 H	Villanova	9 1	
									247 H	Villanova	3 7	
									248 A	Rider	13 5	
LAST 10 GAMES			LAST 10 GAMES			LAST 10 GAMES			LAST 10 GAMES			
			277 H	La Salle	1 5	106 A	VCU	8 6				
			277 H	La Salle	3 5	106 A	VCU	6 7				
			277 H	La Salle	3 2	248 A	Rider	13 5				
			164 H	Delaware	7 6	254 H	Richmond	1 0				
			106 A	VCU	4 5	254 H	Richmond	2 1				

Non-Div. I Games:

Saint Joseph's

RPI	S	Opponent	Score	
254	H	Richmond	2	1
254	H	Richmond	2	10
254	H	Richmond	1	0
277	H	La Salle	1	5
277	H	La Salle	3	2
277	H	La Salle	3	5
291	H	Lafayette	11	1

Saint Joseph's

S
a
i
n
t
J
o
s
e
p
h
'
s

S
a
i
n
t
J
o
s
e
p
h
'
s

USCUPSTATE

USC Upstate

RPI	S	Opponent	Score	
205	H	Charleston So.	5	1
205	N	Charleston So.	10	4
214	H	Monmouth	14	5
215	H	James Madison	1	2
237	H	Quinnipiac	5	3
237	H	Quinnipiac	5	3
237	H	Quinnipiac	3	11
255	H	Longwood	10	5
263	H	Dayton	21	20
277	H	La Salle	7	3
277	H	La Salle	1	8
277	H	La Salle	6	3

USC Upstate

U
S
C
U
P
S
t
a
t
e

U
S
C
U
P
S
t
a
t
e

Bucknell

Bucknell

RPI	S	Opponent	Score	
224	A	Holy Cross	6	14
233	H	Army West Point	4	7
233	H	Army West Point	10	5
233	H	Army West Point	14	16
233	H	Army West Point	1	10
267	N	Massachusetts	5	17
267	N	Massachusetts	3	1
267	N	Massachusetts	11	9
283	A	Lehigh	3	1
283	A	Lehigh	3	2
283	A	Lehigh	2	10
283	A	Lehigh	8	0
291	H	Lafayette	6	5
291	H	Lafayette	4	1
291	H	Lafayette	11	10
291	H	Lafayette	8	5

Bucknell

B
u
c
k
n
e
l
l

B
u
c
k
n
e
l
l

Average RPI Win:	174	WON-LOST RECORD	WINNING PCT. RANK	LAST 10 GAMES	STRENGTH OF SCHEDULE	OPP. STRENGTH OF SCHEDULE	TEAM RPI	ADJ RPI	CONF. RPI	ADJ CONF. RPI				
DIV. I ONLY		13-27-0	.325	264	5-5-0	142	244	247	.45056	247	10	10		
DIV. I NON-CONF.		9-19-0	.32143	246	3-0-0	187	243	251	.44358	251	16	16		
<hr/>														
TOTALS	RPI 1-25	RPI 26-50		W-L RECORDS		RPI 51-100		RPI 101-150		RPI 150+				
13-27-0	0-3-0	0-0-0		OVERALL		2-2-0		3-2-0		8-20-0				
6-10-0	0-0-0	0-0-0		HOME		1-0-0		2-1-0		3-9-0				
5-12-0	0-3-0	0-0-0		AWAY		0-0-0		0-0-0		5-9-0				
2-5-0	0-0-0	0-0-0		NEUTRAL		1-2-0		1-1-0		0-2-0				
9-19-0	0-3-0	0-0-0		NON-CONFERENCE		2-2-0		1-1-0		6-13-0				
3-7-0	0-0-0	0-0-0		HOME		1-0-0		0-0-0		2-7-0				
4-7-0	0-3-0	0-0-		AWAY		0-0-0		0-0-0		4-4-0				
2-5-0	0-0-0	0-0-0		NEUTRAL		1-2-0		1-1-0		0-2-0				
4-8-0	0-0-0	0-0-0		CONFERENCE		0-0-0		2-1-0		2-7-0				
3-3-0	0-0-0	0-0-0		HOME		0-0-0		2-1-0		1-2-0				
1-5-0	0-0-0	0-0-0		AWAY		0-0-0		0-0-0		1-5-0				
0-0-0	0-0-0	0-0-0		NEUTRAL		0-0-0		0-0-0		0-0-0				
RPI	S	Opponent	Score		RPI	S	Opponent	Score		RPI	S	Opponent	Score	
18	A	South Fla.	1	8						87	N	Boston College	3	10
22	A	Oklahoma	2	9						87	N	Boston College	1	7
22	A	Oklahoma	1	17						88	N	Iowa	10	1
										96	H	Rutgers	3	2
										108	H	Xavier	3	2
										108	H	Xavier	1	0
										108	H	Xavier	1	10
										125	N	Central Mich.	4	3
										139	N	Ball St.	1	3
										152	A	Creighton	2	11
										152	A	Creighton	1	2
										152	A	Creighton	5	6
										153	H	Wofford	3	7
										153	H	Wofford	0	8
										153	H	Wofford	0	13
										154	A	Butler	1	4
										154	A	Butler	0	1
										154	A	Butler	5	1
										176	H	George Washington	3	6
										176	H	George Washington	3	0
										176	H	George Washington	2	5
										190	A	Penn	3	1
										190	H	Penn	2	11
										194	H	Georgetown	0	7
										194	H	Georgetown	2	3
										194	H	Georgetown	4	0
										223	N	Western Mich.	6	11
										233	A	Army West Point	8	3
										241	N	Northern Ill.	4	6
										244	A	Saint Joseph's	7	3
										244	A	Saint Joseph's	1	9
LAST 10 GAMES				LAST 10 GAMES				LAST 10 GAMES						

Non-Div. I Games:

Villanova

RPI	S	Opponent	Score	
244	H	Saint Joseph's	5	6
249	A	Norfolk St.	3	11
249	A	Norfolk St.	7	12
249	A	Norfolk St.	1	4
275	A	Wagner	8	4
277	H	La Salle	3	2

R
i
d
e
r

Rider

RPI	S	Opponent	Score	
266	H	Manhattan	5	7
275	H	Wagner	7	14
276	N	Delaware St.	4	2
290	H	NJIT	8	1
291	H	Lafayette	2	0
299	A	Saint Peter's	28	4
299	A	Saint Peter's	15	1
299	A	Saint Peter's	7	0

Rider

Average RPI Win: 265		WON-LOST	WINNING	LAST 10	STRENGTH OF		OPP. STRENGTH	TEAM	ADJ		CONF.	ADJ CONF.
Average RPI Loss: 194		RECORD	PCT. RANK	GAMES	SCHEDULE		OF SCHEDULE	RPI	RPI		RPI	RPI
DIV. I ONLY		24-20-0	.54545	110	4-6-0		289	290	249		27	27
DIV. I NON-CONF.		7-11-0	.38889	222	1-1-0		226	197	243		29	29
TOTALS		RPI 1-25	RPI 26-50		W-L RECORDS		RPI 51-100		RPI 101-150		RPI 150+	
24-20-0		0-0-0	0-3-0		OVERALL		1-1-0		0-2-0		23-14-0	
11-10-0		0-0-0	0-0-0		HOME		1-0-0		0-1-0		10-9-0	
13-10-0		0-0-0	0-3-0		AWAY		0-1-0		0-1-0		13-5-0	
0-0-0		0-0-0	0-0-0		NEUTRAL		0-0-0		0-0-0		0-0-0	
7-11-0		0-0-0	0-3-0		NON-CONFERENCE		1-1-0		0-2-0		6-5-0	
4-5-0		0-0-0	0-0-0		HOME		1-0-0		0-1-0		3-4-0	
3-6-0		0-0-0	0-0-		AWAY		0-1-0		0-1-0		3-1-0	
0-0-0		0-0-0	0-0-0		NEUTRAL		0-0-0		0-0-0		0-0-0	
17-9-0		0-0-0	0-0-0		CONFERENCE		0-0-0		0-0-0		17-9-0	
7-5-0		0-0-0	0-0-0		HOME		0-0-0		0-0-0		7-5-0	
10-4-0		0-0-0	0-0-0		AWAY		0-0-0		0-0-0		10-4-0	
0-0-0		0-0-0	0-0-0		NEUTRAL		0-0-0		0-0-0		0-0-0	
RPI S	Opponent	Score	RPI S	Opponent	Score	RPI S	Opponent	Score	RPI S	Opponent	Score	
			37 A	Tennessee	2 10	97 A	William & Mary	1 6	106 A	VCU	2 5	
			37 A	Tennessee	4 5	97 H	William & Mary	9 3	106 H	VCU	3 8	
			37 A	Tennessee	2 5				189 H	Niagara	0 4	
									189 H	Niagara	1 6	
									189 H	Niagara	0 9	
									192 A	N.C. A&T	12 7	
									192 H	N.C. A&T	3 4	
									240 A	Towson	0 5	
									240 A	Towson	8 0	
									247 H	Villanova	11 3	
									247 H	Villanova	4 1	
									247 H	Villanova	12 7	
									252 A	N.C. Central	4 8	
									254 A	Richmond	10 8	
									255 A	Longwood	15 13	
									255 H	Longwood	6 13	
									276 A	Delaware St.	6 4	
									276 A	Delaware St.	3 2	
									276 A	Delaware St.	3 19	
									276 H	Delaware St.	5 0	
									276 H	Delaware St.	4 6	
									276 H	Delaware St.	2 4	
									276 H	Delaware St.	4 5	
									276 H	Delaware St.	3 1	
									276 H	Delaware St.	1 3	
									287 A	UMES	7 1	
									287 A	UMES	11 9	
LAST 10 GAMES			255 H	Longwood	6 13	276 H	Delaware St.	4 6	276 H	Delaware St.	4 5	
			287 A	UMES	2 3	276 H	Delaware St.	2 4	276 H	Delaware St.	3 1	
			287 A	UMES	5 6	276 H	Delaware St.	5 0	276 H	Delaware St.	1 3	
			287 A	UMES	2 1	252 A	N.C. Central	4 8	287 A	UMES	7 1	
			255 A	Longwood	15 13	294 H	Coppin St.	8 4	287 A	UMES	11 9	

Non-Div. I Games:

Norfolk St.

RPI	S	Opponent	Score	
287	A	UMES	10	4
287	A	UMES	2	3
287	A	UMES	5	6
287	A	UMES	2	1
287	H	UMES	11	1
287	H	UMES	8	2
287	H	UMES	5	3
294	A	Coppin St.	7	5
294	A	Coppin St.	16	2
294	A	Coppin St.	5	3
294	H	Coppin St.	8	4
294	H	Coppin St.	4	2

Norfolk St.

N
o
r
f
o
l
k
S
t
.

N
o
r
f
o
l
k
S
t
.

Average RPI Win:	250	WON-LOST RECORD	WINNING PCT. RANK	LAST 10 GAMES	STRENGTH OF SCHEDULE	OPP. STRENGTH OF SCHEDULE	TEAM RPI	ADJ RPI	CONF. RPI	ADJ CONF. RPI							
DIV. I ONLY		15-22-0	.40541	225	4-6-0	242	277	250	.44634	250	29	30					
DIV. I NON-CONF.		3-10-0	.23077	271	0-1-0	179	97	253	.44282	253	28	28					
<hr/>																	
TOTALS	RPI 1-25	RPI 26-50		W-L RECORDS		RPI 51-100		RPI 101-150		RPI 150+							
15-22-0	0-0-0	0-0-0		OVERALL		1-5-0		1-5-0		13-12-0							
7-5-0	0-0-0	0-0-0		HOME		0-0-0		1-2-0		6-3-0							
6-13-0	0-0-0	0-0-0		AWAY		1-5-0		0-3-0		5-5-0							
2-4-0	0-0-0	0-0-0		NEUTRAL		0-0-0		0-0-0		2-4-0							
<hr/>																	
3-10-0	0-0-0	0-0-0		NON-CONFERENCE		1-5-0		0-0-0		2-5-0							
0-0-0	0-0-0	0-0-0		HOME		0-0-0		0-0-0		0-0-0							
1-6-0	0-0-0	0-0-		AWAY		1-5-0		0-0-0		0-1-0							
2-4-0	0-0-0	0-0-0		NEUTRAL		0-0-0		0-0-0		2-4-0							
<hr/>																	
12-12-0	0-0-0	0-0-0		CONFERENCE		0-0-0		1-5-0		11-7-0							
7-5-0	0-0-0	0-0-0		HOME		0-0-0		1-2-0		6-3-0							
5-7-0	0-0-0	0-0-0		AWAY		0-0-0		0-3-0		5-4-0							
0-0-0	0-0-0	0-0-0		NEUTRAL		0-0-0		0-0-0		0-0-0							
<hr/>																	
RPI	S	Opponent	Score	RPI	S	Opponent	Score	RPI	S	Opponent	Score						
				59 A Oklahoma St.				3	6	102 A Oral Roberts		2	6				
				59 A Oklahoma St.				3	8	102 A Oral Roberts		5	11				
				59 A Oklahoma St.				2	1	102 A Oral Roberts		6	7				
				73 A Minnesota				2	5	102 H Oral Roberts		6	8				
				73 A Minnesota				5	7	102 H Oral Roberts		5	2				
				88 A Iowa				3	4	102 H Oral Roberts		5	14				
								152 A Creighton		5	6						
								157 N Central Conn. St.		6	15						
								157 N Central Conn. St.		4	6						
								216 N Maine		0	6						
								216 N Maine		3	4						
								241 N Northern Ill.		7	2						
								261 A North Dakota St.		1	0						
								261 A North Dakota St.		1	4						
								261 A North Dakota St.		1	4						
								261 H North Dakota St.		0	3						
								261 H North Dakota St.		4	11						
								261 H North Dakota St.		2	1						
								269 A Western Ill.		4	8						
								269 A Western Ill.		2	7						
				269 A Western Ill.		13	5										
				269 H Western Ill.		18	8										
				269 H Western Ill.		8	7										
				269 H Western Ill.		5	7										
				102 H Oral Roberts		5	2										
				281 A Omaha		13	4										
				281 A Omaha		15	0										
				281 A Omaha		5	2										
<hr/>																	
LAST 10 GAMES																	
269 H Western Ill.				8	7	261 H North Dakota St.				0	3	269 H Western Ill.		8	7		
269 H Western Ill.				18	8	102 H Oral Roberts				5	14	269 H Western Ill.		5	7		
269 H Western Ill.				5	7	102 H Oral Roberts				5	2	281 A Omaha		13	4		
261 H North Dakota St.				2	1	102 H Oral Roberts				6	8	281 A Omaha		15	0		
261 H North Dakota St.				4	11	73 A Minnesota				2	5	281 A Omaha		5	2		
<hr/>																	
Non-Div. I Games:		Minn.-Crookston		8	4	Dakota Wesleyan		1	0	Waldorf		5	3	Waldorf		10	4
													South Dakota St.				

Non-Div. I Games: Minn.-Crookston 8 4 Dakota Wesleyan 1 0 Waldorf 5 3 Waldorf 10 4 South Dakota St.

RPI	S	Opponent	Score	
282	N	Chicago St.	3	1
296	H	Fort Wayne	1	0
296	H	Fort Wayne	12	2
296	H	Fort Wayne	10	6

South Dakota St.

S
o
u
t
h
D
a
k
o
t
a
S
t
.

S
o
u
t
h
D
a
k
o
t
a
S
t
.

Average RPI Win: 177		WON-LOST	WINNING	LAST 10	STRENGTH OF		OPP. STRENGTH	TEAM	ADJ	CONF.	ADJ CONF.							
Average RPI Loss: 109		RECORD	PCT. RANK	GAMES	SCHEDULE		OF SCHEDULE	RPI	RPI	RPI	RPI							
DIV. I ONLY		14-35-0	.28571	275	2-8-0		131	102	251	.44588	251	6	6					
DIV. I NON-CONF.		10-15-0	.4	213	2-0-0		188	228	248	.44562	248	6	6					
<hr/>																		
TOTALS		RPI 1-25		RPI 26-50		W-L RECORDS		RPI 51-100		RPI 101-150		RPI 150+						
14-35-0		0-6-0		0-4-0		OVERALL		0-6-0		4-8-0		10-11-0						
9-21-0		0-4-0		0-0-0		HOME		0-6-0		1-2-0		8-9-0						
5-14-0		0-2-0		0-4-0		AWAY		0-0-0		3-6-0		2-2-0						
0-0-0		0-0-0		0-0-0		NEUTRAL		0-0-0		0-0-0		0-0-0						
10-15-0		0-3-0		0-1-0		NON-CONFERENCE		0-0-0		1-2-0		9-9-0						
8-10-0		0-1-0		0-0-0		HOME		0-0-0		1-2-0		7-7-0						
2-5-0		0-2-0		0-0-		AWAY		0-0-0		0-0-0		2-2-0						
0-0-0		0-0-0		0-0-0		NEUTRAL		0-0-0		0-0-0		0-0-0						
4-20-0		0-3-0		0-3-0		CONFERENCE		0-6-0		3-6-0		1-2-0						
1-11-0		0-3-0		0-0-0		HOME		0-6-0		0-0-0		1-2-0						
3-9-0		0-0-0		0-3-0		AWAY		0-0-0		3-6-0		0-0-0						
0-0-0		0-0-0		0-0-0		NEUTRAL		0-0-0		0-0-0		0-0-0						
RPI	S	Opponent		Score		RPI	S	Opponent		Score		RPI	S	Opponent		Score		
5	A	Louisville		1	11	26	A	Vanderbilt		1	8	57	H	Rice		5	10	
8	A	Kentucky		2	17	39	A	Louisiana Tech		1	7	57	H	Rice		4	8	
8	H	Kentucky		3	4	39	A	Louisiana Tech		1	5	57	H	Rice		2	13	
17	H	Southern Miss.		1	13	39	A	Louisiana Tech		5	6	76	H	Charlotte		5	16	
17	H	Southern Miss.		1	6							76	H	Charlotte		4	6	
17	H	Southern Miss.		0	5							76	H	Charlotte		1	3	
														103	A	UTSA	4	3
														103	A	UTSA	2	14
														103	A	UTSA	1	7
														105	A	Marshall	2	3
														105	A	Marshall	0	8
														105	A	Marshall	9	10
														107	H	Jacksonville St.	5	9
														107	H	Jacksonville St.	14	4
														107	H	Jacksonville St.	2	3
														109	A	Middle Tenn.	10	3
														109	A	Middle Tenn.	9	10
														109	A	Middle Tenn.	4	2
														158	A	Belmont	3	11
														158	H	Belmont	3	2
														174	A	Austin Peay	22	17
														174	H	Austin Peay	3	7
														175	H	UAB	9	6
														175	H	UAB	0	5
														175	H	UAB	4	8
														180	A	Murray St.	8	5
														180	H	Murray St.	10	9
														202	H	Lipscomb	4	10
														220	H	Valparaiso	2	5
														220	H	Valparaiso	4	3
														220	H	Valparaiso	6	5
														230	A	Eastern Ky.	15	16
														230	H	Eastern Ky.	14	3
<hr/>																		
LAST 10 GAMES						LAST 10 GAMES						LAST 10 GAMES						
105	A	Marshall		0	8	39	A	Louisiana Tech		1	7	220	H	Valparaiso		2	5	
105	A	Marshall		9	10	39	A	Louisiana Tech		5	6	220	H	Valparaiso		4	3	
105	A	Marshall		2	3	174	A	Austin Peay		22	17	220	H	Valparaiso		6	5	
230	H	Eastern Ky.		14	3	57	H	Rice		2	13	230	A	Eastern Ky.		15	16	
39	A	Louisiana Tech		1	5	57	H	Rice		5	10	230	H	Eastern Ky.		14	3	

Non-Div. I Games:

Western Ky.

RPI	S	Opponent	Score	
239	H	Ohio	0	3
239	H	Ohio	0	3
239	H	Ohio	5	4
279	H	Illinois St.	13	6
279	H	Illinois St.	4	12
279	H	Illinois St.	3	4

Western Ky.

W
e
s
t
e
r
n
K
y
.

W
e
s
t
e
r
n
K
y
.

Average RPI Win: 215		WON-LOST	WINNING	LAST 10	STRENGTH OF		OPP. STRENGTH	TEAM	ADJ	CONF.	ADJ CONF.
Average RPI Loss: 168		RECORD	PCT. RANK	GAMES	SCHEDULE		OF SCHEDULE	RPI	RPI	RPI	RPI
DIV. I ONLY		22-28-0	.44	198	5-5-0		239	237	252	.44533	252
DIV. I NON-CONF.		8-17-0	.32	247	0-2-0		240	263	283	.4078	283
TOTALS		RPI 1-25	RPI 26-50		W-L RECORDS		RPI 51-100		RPI 101-150		RPI 150+
22-28-0		0-0-0	0-1-0		OVERALL		1-4-0		5-5-0		16-18-0
16-15-0		0-0-0	0-0-0		HOME		1-1-0		2-3-0		13-11-0
6-12-0		0-0-0	0-1-0		AWAY		0-3-0		3-2-0		3-6-0
0-1-0		0-0-0	0-0-0		NEUTRAL		0-0-0		0-0-0		0-1-0
8-17-0		0-0-0	0-1-0		NON-CONFERENCE		0-0-0		1-3-0		7-13-0
7-11-0		0-0-0	0-0-0		HOME		0-0-0		0-2-0		7-9-0
1-5-0		0-0-0	0-0-		AWAY		0-0-0		1-1-0		0-3-0
0-1-0		0-0-0	0-0-0		NEUTRAL		0-0-0		0-0-0		0-1-0
14-11-0		0-0-0	0-0-0		CONFERENCE		1-4-0		4-2-0		9-5-0
9-4-0		0-0-0	0-0-0		HOME		1-1-0		2-1-0		6-2-0
5-7-0		0-0-0	0-0-0		AWAY		0-3-0		2-1-0		3-3-0
0-0-0		0-0-0	0-0-0		NEUTRAL		0-0-0		0-0-0		0-0-0
RPI S	Opponent	Score	RPI S	Opponent	Score	RPI S	Opponent	Score	RPI S	Opponent	Score
			48 A	North Carolina St.	0 13	81 A	Bethune-Cookman	5 15	121 A	Duke	4 8
						81 A	Bethune-Cookman	5 7	121 H	Duke	6 14
						81 A	Bethune-Cookman	1 13	122 A	High Point	11 5
						81 H	Bethune-Cookman	10 2	122 H	High Point	6 10
						81 H	Bethune-Cookman	0 6	127 A	Florida A&M	5 1
									127 A	Florida A&M	14 7
									127 A	Florida A&M	4 5
									127 H	Florida A&M	8 0
									127 H	Florida A&M	13 6
									127 H	Florida A&M	5 17
									161 A	UNCW	0 3
									161 H	UNCW	8 6
									161 H	UNCW	8 16
									171 H	Appalachian St.	5 7
									171 N	Appalachian St.	5 9
									173 A	Presbyterian	7 8
									173 H	Presbyterian	7 8
									185 H	Navy	6 9
									185 H	Navy	3 2
									185 H	Navy	8 7
									192 A	N.C. A&T	2 5
									192 A	N.C. A&T	3 4
									192 A	N.C. A&T	7 8
									192 H	N.C. A&T	6 8
									192 H	N.C. A&T	11 1
									192 H	N.C. A&T	10 7
									222 H	Campbell	4 15
LAST 10 GAMES			222 H	Campbell	4 15	288 H	Savannah St.	4 2			
			127 A	Florida A&M	14 7	288 H	Savannah St.	7 12			
			127 A	Florida A&M	5 1	249 H	Norfolk St.	8 4			
			127 A	Florida A&M	4 5	48 A	North Carolina St.	0 13			
			288 H	Savannah St.	11 2	81 H	Bethune-Cookman	0 6			

Non-Div. I Games:

N.C. Central

RPI	S	Opponent	Score	
222	H	Campbell	2	4
249	H	Norfolk St.	8	4
255	A	Longwood	2	3
255	H	Longwood	3	5
256	H	Iona	7	5
256	H	Iona	1	3
256	H	Iona	6	12
287	H	UMES	6	0
288	A	Savannah St.	10	5
288	A	Savannah St.	10	1
288	A	Savannah St.	19	1
288	H	Savannah St.	4	2
288	H	Savannah St.	11	2
288	H	Savannah St.	7	12
290	H	NJIT	10	1
290	H	NJIT	7	3
290	H	NJIT	4	3

N.C. Central

N
.
C
.
C
e
n
t
r
a
l

N
.
C
.
C
e
n
t
r
a
l

Average RPI Win:	236	WON-LOST RECORD	WINNING PCT. RANK	LAST 10 GAMES	STRENGTH OF SCHEDULE	OPP. STRENGTH OF SCHEDULE	TEAM RPI	ADJ RPI	CONF. RPI	ADJ CONF. RPI					
Average RPI Loss:	178														
DIV. I ONLY		17-24-0	.41463	217	4-6-0	282	269	253	.44503	253	30	29			
DIV. I NON-CONF.		10-13-0	.43478	191	1-4-0	252	242	187	.48292	187	27	27			
TOTALS	RPI 1-25	RPI 26-50		W-L RECORDS		RPI 51-100		RPI 101-150		RPI 150+					
17-24-0	0-0-0	0-3-0		OVERALL		2-1-0		2-5-0		13-15-0					
5-4-0	0-0-0	0-0-0		HOME		0-0-0		0-0-0		5-4-0					
10-20-0	0-0-0	0-3-0		AWAY		2-1-0		2-5-0		6-11-0					
2-0-0	0-0-0	0-0-0		NEUTRAL		0-0-0		0-0-0		2-0-0					
10-13-0	0-0-0	0-3-0		NON-CONFERENCE		2-1-0		1-2-0		7-7-0					
2-0-0	0-0-0	0-0-0		HOME		0-0-0		0-0-0		2-0-0					
6-13-0	0-0-0	0-0-		AWAY		2-1-0		1-2-0		3-7-0					
2-0-0	0-0-0	0-0-0		NEUTRAL		0-0-0		0-0-0		2-0-0					
7-11-0	0-0-0	0-0-0		CONFERENCE		0-0-0		1-3-0		6-8-0					
3-4-0	0-0-0	0-0-0		HOME		0-0-0		0-0-0		3-4-0					
4-7-0	0-0-0	0-0-0		AWAY		0-0-0		1-3-0		3-4-0					
0-0-0	0-0-0	0-0-0		NEUTRAL		0-0-0		0-0-0		0-0-0					
RPI	S	Opponent	Score	RPI	S	Opponent	Score	RPI	S	Opponent	Score				
				42	A	Old Dominion	0 13	86	A	Seton Hall	2 10	129	A	Houston Baptist	4 2
				42	A	Old Dominion	7 11	86	A	Seton Hall	2 1	129	A	Houston Baptist	5 11
				42	A	Old Dominion	8 16	86	A	Seton Hall	6 2	129	A	Houston Baptist	1 14
												146	A	Bryant	8 4
												146	A	Bryant	11 13
												146	A	Bryant	5 8
												146	A	Bryant	2 7
												155	A	Nicholls St.	0 3
												157	H	Central Conn. St.	8 9
												157	H	Central Conn. St.	0 3
												157	H	Central Conn. St.	6 4
												157	H	Central Conn. St.	0 5
												208	A	Stony Brook	11 15
												208	A	Stony Brook	0 1
												218	A	Fordham	7 11
												218	A	Fordham	2 5
												218	A	Fordham	3 5
												233	A	Army West Point	6 14
												266	A	Manhattan	11 3
												266	H	Manhattan	11 2
												272	A	Hofstra	9 6
				LAST 10 GAMES								275	A	Wagner	8 7
				218	A	Fordham	2 5	275	A	Wagner	8 7	275	A	Wagner	5 8
				218	A	Fordham	7 11	275	A	Wagner	5 1	275	A	Wagner	5 1
				218	A	Fordham	3 5	275	A	Wagner	5 8	275	A	Wagner	0 12
				233	A	Army West Point	6 14	298	H	NYIT	9 5	280	N	Grambling	7 3
				275	A	Wagner	0 12	297	H	Mt. St. Mary's	12 8	293	N	Southern U.	9 4

Non-Div. I Games:

LIU Brooklyn

RPI	S	Opponent	Score	
297	A	Mt. St. Mary's	8	18
297	A	Mt. St. Mary's	7	8
297	A	Mt. St. Mary's	15	11
297	H	Mt. St. Mary's	12	10
297	H	Mt. St. Mary's	8	11
297	H	Mt. St. Mary's	12	8
298	H	NYIT	9	5
299	A	Saint Peter's	12	10

LIU Brooklyn

L
I
U
B
r
o
o
k
l
y
n

L
I
U
B
r
o
o
k
l
y
n

Average RPI Win:		206	WON-LOST RECORD		WINNING PCT. RANK		LAST 10 GAMES		STRENGTH OF SCHEDULE		OPP. STRENGTH OF SCHEDULE		TEAM RPI		ADJ RPI		CONF. RPI		ADJ CONF. RPI				
DIV. I ONLY			16-30-0		.34783	252	2-8-0		177		212		254		.44478		254	23		23			
DIV. I NON-CONF.			11-18-0		.37931	228	2-1-0		165		211		241		.45432		240	24		24			
TOTALS		RPI 1-25		RPI 26-50			W-L RECORDS			RPI 51-100			RPI 101-150			RPI 150+							
16-30-0		0-3-0		2-4-0			OVERALL			0-3-0			1-2-0			13-18-0							
10-15-0		0-0-0		2-3-0			HOME			0-2-0			1-0-0			7-10-0							
5-14-0		0-3-0		0-0-0			AWAY			0-1-0			0-2-0			5-8-0							
1-1-0		0-0-0		0-1-0			NEUTRAL			0-0-0			0-0-0			1-0-0							
11-18-0		0-3-0		1-2-0			NON-CONFERENCE			0-3-0			1-0-0			9-10-0							
8-8-0		0-0-0		1-1-0			HOME			0-2-0			1-0-0			6-5-0							
2-9-0		0-3-0		0-0-			AWAY			0-1-0			0-0-0			2-5-0							
1-1-0		0-0-0		0-1-0			NEUTRAL			0-0-0			0-0-0			1-0-0							
5-12-0		0-0-0		1-2-0			CONFERENCE			0-0-0			0-2-0			4-8-0							
2-7-0		0-0-0		1-2-0			HOME			0-0-0			0-0-0			1-5-0							
3-5-0		0-0-0		0-0-0			AWAY			0-0-0			0-2-0			3-3-0							
0-0-0		0-0-0		0-0-0			NEUTRAL			0-0-0			0-0-0			0-0-0							
RPI	S	Opponent		Score		RPI	S	Opponent		Score		RPI	S	Opponent		Score		RPI	S	Opponent		Score	
2	A	North Carolina		4	5	31	N	St. John's (NY)		3	7	64	A	Coastal Caro.		5	8	115	H	Cornell		8	7
21	A	Texas		0	9	42	H	Old Dominion		5	1	90	H	Michigan St.		4	13	130	A	St. Bonaventure		5	6
25	A	Maryland		11	12	43	H	Binghamton		0	15	97	H	William & Mary		10	11	130	A	St. Bonaventure		2	7
						47	H	Rhode Island		5	16							176	H	George Washington		4	10
						47	H	Rhode Island		7	6							176	H	George Washington		8	5
						47	H	Rhode Island		1	5							176	H	George Washington		2	4
																		187	A	Texas St.		2	13
																		187	A	Texas St.		3	18
																		187	A	Texas St.		5	6
																		192	N	N.C. A&T		3	1
																		199	H	UNC Asheville		4	2
																		199	H	UNC Asheville		5	3
																		199	H	UNC Asheville		1	4
																		201	A	VMI		3	6
																		210	H	Toledo		15	9
																		210	H	Toledo		4	6
																		211	H	George Mason		6	7
																		211	H	George Mason		3	4
																		211	H	George Mason		3	12
																		215	A	James Madison		7	9
																		222	H	Campbell		4	5
																		244	A	Saint Joseph's		0	1
																		244	A	Saint Joseph's		10	2
																		244	A	Saint Joseph's		1	2
																		249	H	Norfolk St.		8	10
																		255	H	Longwood		11	7
																		260	H	Youngstown St.		5	8
LAST 10 GAMES					294	A	Coppin St.		7	4	211	H	George Mason		3	4	244	A	Saint Joseph's		10	2	
					42	H	Old Dominion		5	1	211	H	George Mason		3	12	244	A	Saint Joseph's		1	2	
					130	A	St. Bonaventure		5	6	211	H	George Mason		6	7	249	H	Norfolk St.		8	10	
					130	A	St. Bonaventure		2	7	244	A	Saint Joseph's		0	1	255	H	Longwood		11	7	
					2	A	North Carolina		4	5	244	A	Saint Joseph's		1	2	260	H	Youngstown St.		5	8	

Non-Div. I Games:

Richmond

RPI	S	Opponent	Score	
260	H	Youngstown St.	5	2
260	H	Youngstown St.	7	1
263	A	Dayton	10	5
263	A	Dayton	5	6
263	A	Dayton	11	1
270	A	Incarnate Word	7	5
294	A	Coppin St.	7	4

Richmond

R
i
c
h
m
o
n
d

R
i
c
h
m
o
n
d

Average RPI Win: 227		WON-LOST RECORD	WINNING PCT. RANK	LAST 10 GAMES	STRENGTH OF SCHEDULE	OPP. STRENGTH OF SCHEDULE	TEAM RPI	ADJ RPI		CONF. RPI	ADJ CONF. RPI						
Average RPI Loss: 163																	
DIV. I ONLY		17-30-0	.3617	246	4-6-0	209	225	255	.44406	255	18	18					
DIV. I NON-CONF.		12-17-0	.41379	206	4-2-0	255	278	242	.45263	242	19	19					
<hr/>																	
TOTALS		RPI 1-25		RPI 26-50		W-L RECORDS		RPI 51-100		RPI 101-150		RPI 150+					
17-30-0		0-1-0		0-0-0		OVERALL		1-5-0		0-1-0		16-23-0					
9-14-0		0-0-0		0-0-0		HOME		1-5-0		0-0-0		8-9-0					
8-16-0		0-1-0		0-0-0		AWAY		0-0-0		0-1-0		8-14-0					
0-0-0		0-0-0		0-0-0		NEUTRAL		0-0-0		0-0-0		0-0-0					
12-17-0		0-1-0		0-0-0		NON-CONFERENCE		0-0-0		0-1-0		12-15-0					
5-6-0		0-0-0		0-0-0		HOME		0-0-0		0-0-0		5-6-0					
7-11-0		0-1-0		0-0-		AWAY		0-0-0		0-1-0		7-9-0					
0-0-0		0-0-0		0-0-0		NEUTRAL		0-0-0		0-0-0		0-0-0					
5-13-0		0-0-0		0-0-0		CONFERENCE		1-5-0		0-0-0		4-8-0					
4-8-0		0-0-0		0-0-0		HOME		1-5-0		0-0-0		3-3-0					
1-5-0		0-0-0		0-0-0		AWAY		0-0-0		0-0-0		1-5-0					
0-0-0		0-0-0		0-0-0		NEUTRAL		0-0-0		0-0-0		0-0-0					
RPI	S	Opponent		Score		RPI	S	Opponent		Score		RPI	S	Opponent		Score	
9	A	Virginia		2	13							106	A	VCU		4	5
								56 H Liberty		4	13	153	A	Wofford		5	6
								56 H Liberty		7	20	161	A	UNCW		1	11
								56 H Liberty		3	6	161	A	UNCW		5	3
								80 H Winthrop		4	15	161	A	UNCW		3	7
								80 H Winthrop		9	7	166	A	Gardner-Webb		3	4
								80 H Winthrop		3	7	166	A	Gardner-Webb		2	4
												166	A	Gardner-Webb		2	7
												173	H	Presbyterian		2	1
												173	H	Presbyterian		2	10
												173	H	Presbyterian		1	2
												179	A	Radford		7	1
												179	A	Radford		6	16
												179	A	Radford		0	10
												188	A	Elon		9	5
												188	A	Elon		5	10
												188	A	Elon		0	7
												198	H	Albany (NY)		3	11
												198	H	Albany (NY)		6	13
												198	H	Albany (NY)		11	6
												201	A	VMI		3	4
												201	H	VMI		4	6
												205	H	Charleston So.		1	0
												205	H	Charleston So.		7	2
												205	H	Charleston So.		7	8
												211	H	George Mason		5	6
												215	A	James Madison		0	16
												80	H	Winthrop		3	7
<hr/>																	
LAST 10 GAMES																	
		249 A Norfolk St.		13	6			56 H Liberty		3	6			205 H Charleston So.		1	0
		283 H Lehigh		12	7			56 H Liberty		4	13			205 H Charleston So.		7	2
		283 H Lehigh		7	4			56 H Liberty		7	20			205 H Charleston So.		7	8
		283 H Lehigh		3	2			215 A James Madison		0	16			211 H George Mason		5	6
		249 H Norfolk St.		13	15			80 H Winthrop		3	7			215 A James Madison		0	16

Non-Div. I Games:

Longwood

RPI	S	Opponent	Score	
215	H	James Madison	3	4
245	A	USC Upstate	5	10
249	A	Norfolk St.	13	6
249	H	Norfolk St.	13	15
252	A	N.C. Central	5	3
252	H	N.C. Central	3	2
254	A	Richmond	7	11
283	H	Lehigh	3	2
283	H	Lehigh	7	4
283	H	Lehigh	12	7
288	A	Savannah St.	7	3
288	A	Savannah St.	15	13
288	A	Savannah St.	5	4

Longwood

L
o
n
g
w
o
o
d

L
o
n
g
w
o
o
d

Average RPI Win:	250	WON-LOST	WINNING	LAST 10	STRENGTH OF	OPP. STRENGTH	TEAM	ADJ	CONF.	ADJ CONF.	
Average RPI Loss:	183	RECORD	PCT. RANK	GAMES	SCHEDULE	OF SCHEDULE	RPI	RPI	RPI	RPI	
DIV. I ONLY	17-21-0	.44737	195	4-6-0	270	273	256	.44396	256	26	26
DIV. I NON-CONF.	7-13-0	.35	241	0-2-0	283	282	267	.43109	267	25	25
<hr/>											
TOTALS	RPI 1-25	RPI 26-50		W-L RECORDS		RPI 51-100		RPI 101-150		RPI 150+	
17-21-0	0-0-0	0-2-0		OVERALL		0-2-0		1-5-0		16-12-0	
7-8-0	0-0-0	0-0-0		HOME		0-1-0		0-3-0		7-4-0	
8-10-0	0-0-0	0-1-0		AWAY		0-1-0		0-0-0		8-8-0	
2-3-0	0-0-0	0-1-0		NEUTRAL		0-0-0		1-2-0		1-0-0	
<hr/>											
7-13-0	0-0-0	0-2-0		NON-CONFERENCE		0-2-0		0-0-0		7-9-0	
1-2-0	0-0-0	0-0-0		HOME		0-1-0		0-0-0		1-1-0	
5-10-0	0-0-0	0-0-		AWAY		0-1-0		0-0-0		5-8-0	
1-1-0	0-0-0	0-1-0		NEUTRAL		0-0-0		0-0-0		1-0-0	
<hr/>											
10-8-0	0-0-0	0-0-0		CONFERENCE		0-0-0		1-5-0		9-3-0	
6-6-0	0-0-0	0-0-0		HOME		0-0-0		0-3-0		6-3-0	
3-0-0	0-0-0	0-0-0		AWAY		0-0-0		0-0-0		3-0-0	
1-2-0	0-0-0	0-0-0		NEUTRAL		0-0-0		1-2-0		0-0-0	
<hr/>											
RPI S	Opponent	Score	RPI S	Opponent	Score	RPI S	Opponent	Score	RPI S	Opponent	Score
			31 A	St. John's (NY)	4 16	65 A	Yale	5 9	143 H	Canisius	4 5
			31 N	St. John's (NY)	3 4	96 H	Rutgers	3 12	143 H	Canisius	0 2
									143 H	Canisius	0 1
									150 N	Marist	3 1
									150 N	Marist	3 10
									150 N	Marist	1 5
									198 H	Albany (NY)	4 8
									199 A	UNC Asheville	2 4
									199 A	UNC Asheville	4 1
									199 A	UNC Asheville	8 10
									208 A	Stony Brook	2 13
									218 A	Fordham	3 10
									237 H	Quinnipiac	12 4
									237 H	Quinnipiac	0 1
									237 H	Quinnipiac	2 1
									240 N	Towson	3 1
									248 H	Rider	7 2
									248 H	Rider	6 4
									248 H	Rider	8 10
									252 A	N.C. Central	5 7
									252 A	N.C. Central	12 6
									252 A	N.C. Central	3 1
									257 A	Siena	8 3
									257 A	Siena	9 6
									257 A	Siena	12 6
									198 H	Albany (NY)	4 8
									266 H	Manhattan	4 1
									266 H	Manhattan	1 4
									266 H	Manhattan	5 2
<hr/>											
LAST 10 GAMES											
			143 H	Canisius	0 2	257 A	Siena	9 6	257 A	Siena	8 3
			143 H	Canisius	0 1	257 A	Siena	12 6	257 A	Siena	9 6
			143 H	Canisius	4 5	198 H	Albany (NY)	4 8	257 A	Siena	12 6
			31 A	St. John's (NY)	4 16	266 H	Manhattan	4 1	266 H	Manhattan	1 4
			257 A	Siena	8 3	266 H	Manhattan	1 4	266 H	Manhattan	5 2

Non-Div. I Games:

Iona

RPI	S	Opponent	Score	
266	H	Manhattan	4	1
283	A	Lehigh	5	7
287	A	UMES	1	6
287	A	UMES	3	4
287	A	UMES	2	0
298	A	NYIT	9	1
298	H	NYIT	13	4

I
o
n
a

I
o
n
a

Iona

Average RPI Win:	236	WON-LOST RECORD	WINNING PCT. RANK	LAST 10 GAMES	STRENGTH OF SCHEDULE	OPP. STRENGTH OF SCHEDULE	TEAM RPI	ADJ RPI	CONF. RPI	ADJ CONF. RPI	
Average RPI Loss:	163										
DIV. I ONLY	17-25-2	.40909	222	3-6-1	270	257	257	.44379	257	26	26
DIV. I NON-CONF.	9-15-2	.38462	225	0-1-1	225	230	213	.47132	212	25	25
<hr/>											
TOTALS	RPI 1-25	RPI 26-50		W-L RECORDS	RPI 51-100		RPI 101-150		RPI 150+		
17-25-2	0-0-0	0-4-0		OVERALL	0-0-0		2-6-1		15-15-1		
4-11-1	0-0-0	0-0-0		HOME	0-0-0		1-2-1		3-9-0		
13-11-1	0-0-0	0-4-0		AWAY	0-0-0		1-1-0		12-6-1		
0-3-0	0-0-0	0-0-0		NEUTRAL	0-0-0		0-3-0		0-0-0		
<hr/>											
9-15-2	0-0-0	0-4-0		NON-CONFERENCE	0-0-0		1-4-1		8-7-1		
1-2-1	0-0-0	0-0-0		HOME	0-0-0		0-0-1		1-2-0		
8-10-1	0-0-0	0-0-		AWAY	0-0-0		1-1-0		7-5-1		
0-3-0	0-0-0	0-0-0		NEUTRAL	0-0-0		0-3-0		0-0-0		
<hr/>											
8-10-0	0-0-0	0-0-0		CONFERENCE	0-0-0		1-2-0		7-8-0		
3-9-0	0-0-0	0-0-0		HOME	0-0-0		1-2-0		2-7-0		
5-1-0	0-0-0	0-0-0		AWAY	0-0-0		0-0-0		5-1-0		
0-0-0	0-0-0	0-0-0		NEUTRAL	0-0-0		0-0-0		0-0-0		
<hr/>											
RPI S	Opponent	Score	RPI S	Opponent	Score	RPI S	Opponent	Score	RPI S	Opponent	Score
			30 A	UCF	6 17				112 N	Pittsburgh	5 11
			30 A	UCF	0 3				112 N	Pittsburgh	4 6
			30 A	UCF	2 7				112 N	Pittsburgh	2 8
			43 A	Binghamton	1 22				119 H	Dartmouth	9 9
									143 H	Canisius	2 7
									143 H	Canisius	2 4
									143 H	Canisius	8 3
									148 A	Davidson	8 11
									148 A	Davidson	8 4
									157 H	Central Conn. St.	5 4
									159 H	Fairfield	0 2
									159 H	Fairfield	1 7
									159 H	Fairfield	0 19
									169 A	Stetson	6 10
									169 A	Stetson	0 9
									180 A	Murray St.	9 8
									180 A	Murray St.	8 3
									180 A	Murray St.	3 11
									214 H	Monmouth	6 5
									214 H	Monmouth	5 4
									214 H	Monmouth	0 11
			LAST 10 GAMES						218 H	Fordham	3 11
			43 A	Binghamton	1 22	256 H	Iona	6 9	224 A	Holy Cross	8 3
			299 A	Saint Peter's	8 7	256 H	Iona	6 12	233 H	Army West Point	4 9
			299 A	Saint Peter's	12 4	119 H	Dartmouth	9 9	239 A	Ohio	4 2
			299 A	Saint Peter's	17 2	159 H	Fairfield	0 19	239 A	Ohio	4 6
			256 H	Iona	3 8	159 H	Fairfield	0 2	239 A	Ohio	4 7

Non-Div. I Games:

Siena

RPI	S	Opponent	Score
256	H	Iona	3 8
256	H	Iona	6 9
256	H	Iona	6 12
266	A	Manhattan	12 1
266	A	Manhattan	2 1
266	A	Manhattan	4 5
289	A	Fairleigh Dickinson	9 7
298	A	NYIT	5 5
298	A	NYIT	6 0
298	A	NYIT	5 3
299	A	Saint Peter's	17 2
299	A	Saint Peter's	12 4
299	A	Saint Peter's	8 7

Siena

Average RPI Win:	237	WON-LOST	WINNING	LAST 10	STRENGTH OF	OPP. STRENGTH	TEAM	ADJ	CONF.	ADJ CONF.					
Average RPI Loss:	181	RECORD	PCT. RANK	GAMES	SCHEDULE	OF SCHEDULE	RPI	RPI	RPI	RPI					
DIV. I ONLY		16-30-0	.34783	252	4-6-0	258	281	259	.4423	258	30	29			
DIV. I NON-CONF.		7-20-0	.25926	264	0-1-0	218	275	247	.4464	247	27	27			
<hr/>															
TOTALS	RPI 1-25	RPI 26-50		W-L RECORDS		RPI 51-100		RPI 101-150		RPI 150+					
16-30-0	0-0-0	0-2-0		OVERALL		2-3-0		0-7-0		14-18-0					
4-4-0	0-0-0	0-0-0		HOME		0-0-0		0-0-0		4-4-0					
12-26-0	0-0-0	0-2-0		AWAY		2-3-0		0-7-0		10-13-0					
0-0-0	0-0-0	0-0-0		NEUTRAL		0-0-0		0-0-0		0-0-0					
7-20-0	0-0-0	0-2-0		NON-CONFERENCE		2-3-0		0-5-0		5-10-0					
0-1-0	0-0-0	0-0-0		HOME		0-0-0		0-0-0		0-1-0					
7-19-0	0-0-0	0-0-		AWAY		2-3-0		0-5-0		5-9-0					
0-0-0	0-0-0	0-0-0		NEUTRAL		0-0-0		0-0-0		0-0-0					
9-10-0	0-0-0	0-0-0		CONFERENCE		0-0-0		0-2-0		9-8-0					
4-3-0	0-0-0	0-0-0		HOME		0-0-0		0-0-0		4-3-0					
5-7-0	0-0-0	0-0-0		AWAY		0-0-0		0-2-0		5-5-0					
0-0-0	0-0-0	0-0-0		NEUTRAL		0-0-0		0-0-0		0-0-0					
RPI	S	Opponent	Score	RPI	S	Opponent	Score	RPI	S	Opponent	Score				
				46	A	UConn	1 5	65	A	Yale	9 6	146	A	Bryant	5 7
				47	A	Rhode Island	4 6	69	A	FGCU	8 13	146	A	Bryant	5 8
								69	A	FGCU	1 5	147	A	Hawaii	5 6
								69	A	FGCU	10 5	147	A	Hawaii	2 8
								69	A	FGCU	3 9	147	A	Hawaii	1 4
												147	A	Hawaii	3 6
												149	A	Hartford	8 9
												157	A	Central Conn. St.	5 11
												157	A	Central Conn. St.	5 9
												157	A	Central Conn. St.	1 9
												157	A	Central Conn. St.	1 2
												157	A	Central Conn. St.	4 3
												157	A	Central Conn. St.	6 2
												159	A	Fairfield	8 5
												208	A	Stony Brook	5 11
												208	A	Stony Brook	5 6
												208	A	Stony Brook	3 9
												208	H	Stony Brook	5 11
												218	A	Fordham	1 8
												218	A	Fordham	1 2
												218	A	Fordham	0 1
				LAST 10 GAMES								274	A	Seattle U	6 3
				46	A	UConn	1 5	297	A	Mt. St. Mary's	0 7	274	A	Seattle U	12 5
				157	A	Central Conn. St.	5 9	297	A	Mt. St. Mary's	17 4	274	A	Seattle U	3 6
				157	A	Central Conn. St.	5 11	297	A	Mt. St. Mary's	19 7	274	A	Seattle U	4 6
				157	A	Central Conn. St.	1 9	275	H	Wagner	6 4	275	H	Wagner	3 4
				297	A	Mt. St. Mary's	7 4	275	H	Wagner	3 4	275	H	Wagner	1 6

Non-Div. I Games:

Sacred Heart

RPI	S	Opponent	Score	
275	H	Wagner	6	4
289	H	Fairleigh Dickinson	8	13
289	H	Fairleigh Dickinson	15	9
289	H	Fairleigh Dickinson	6	5
289	H	Fairleigh Dickinson	6	5
297	A	Mt. St. Mary's	19	7
297	A	Mt. St. Mary's	7	4
297	A	Mt. St. Mary's	0	7
297	A	Mt. St. Mary's	17	4
298	A	NYIT	6	0
298	A	NYIT	6	2
298	A	NYIT	3	4

S
a
c
r
e
d
H
e
a
r
t

S
a
c
r
e
d
H
e
a
r
t

Sacred Heart

E
v
a
n
s
v
i
l
l
e

Evansville

RPI	S	Opponent	Score	
223	H	Western Mich.	6	5
223	H	Western Mich.	2	11
223	H	Western Mich.	3	4
232	H	Milwaukee	2	0
232	H	Milwaukee	5	7
232	H	Milwaukee	6	4
232	H	Milwaukee	2	8
241	H	Northern Ill.	0	1
241	H	Northern Ill.	2	5
279	A	Illinois St.	8	1
279	A	Illinois St.	12	9
279	A	Illinois St.	1	0

Evansville

E
v
a
n
s
v
i
l
l
e

E
v
a
n
s
v
i
l
l
e

[illegible]

Non-Div. I Games:

Youngstown St.

RPI	S	Opponent	Score	
232	A	Milwaukee	6	5
232	A	Milwaukee	0	3
232	A	Milwaukee	5	14
232	H	Milwaukee	5	1
232	H	Milwaukee	2	5
235	A	Northern Ky.	8	15
235	A	Northern Ky.	8	7
235	A	Northern Ky.	3	6
239	H	Ohio	5	6
254	A	Richmond	1	7
254	A	Richmond	2	5
254	A	Richmond	8	5
271	A	Bowling Green	3	1
271	H	Bowling Green	6	5
279	N	Illinois St.	7	13

Youngstown St.

Y
o
u
n
g
s
t
o
w
n
s
t
.

Y
o
u
n
g
s
t
o
w
n
s
t
.

Average RPI Win: 243		WON-LOST	WINNING	LAST 10	STRENGTH OF		OPP. STRENGTH	TEAM	ADJ		CONF.	ADJ CONF.
Average RPI Loss: 208		RECORD	PCT. RANK	GAMES	SCHEDULE		OF SCHEDULE	RPI	RPI		RPI	RPI
DIV. I ONLY		21-22-0	.48837	163	5-4-0		291	275	262		.44048	261
DIV. I NON-CONF.		7-12-0	.36842	232	0-0-0		298	270	279		.41544	279
TOTALS		RPI 1-25	RPI 26-50		W-L RECORDS		RPI 51-100		RPI 101-150		RPI 150+	
21-22-0		0-0-0	0-0-0		OVERALL		1-2-0		3-6-0		17-14-0	
8-5-0		0-0-0	0-0-0		HOME		0-1-0		2-1-0		6-3-0	
12-13-0		0-0-0	0-0-0		AWAY		1-1-0		0-3-0		11-9-0	
1-4-0		0-0-0	0-0-0		NEUTRAL		0-0-0		1-2-0		0-2-0	
7-12-0		0-0-0	0-0-0		NON-CONFERENCE		1-2-0		1-2-0		5-8-0	
0-1-0		0-0-0	0-0-0		HOME		0-1-0		0-0-0		0-0-0	
6-7-0		0-0-0	0-0-		AWAY		1-1-0		0-0-0		5-6-0	
1-4-0		0-0-0	0-0-0		NEUTRAL		0-0-0		1-2-0		0-2-0	
14-10-0		0-0-0	0-0-0		CONFERENCE		0-0-0		2-4-0		12-6-0	
8-4-0		0-0-0	0-0-0		HOME		0-0-0		2-1-0		6-3-0	
6-6-0		0-0-0	0-0-0		AWAY		0-0-0		0-3-0		6-3-0	
0-0-0		0-0-0	0-0-0		NEUTRAL		0-0-0		0-0-0		0-0-0	
RPI S	Opponent	Score	RPI S	Opponent	Score	RPI S	Opponent	Score	RPI S	Opponent	Score	
						73 A	Minnesota	3 1	102 A	Oral Roberts	2 8	
						73 A	Minnesota	1 7	102 A	Oral Roberts	1 5	
						73 H	Minnesota	1 6	102 A	Oral Roberts	1 9	
									102 H	Oral Roberts	10 7	
									102 H	Oral Roberts	3 2	
									102 H	Oral Roberts	0 4	
									130 N	St. Bonaventure	10 0	
									130 N	St. Bonaventure	3 7	
									130 N	St. Bonaventure	3 10	
									250 A	South Dakota St.	3 0	
									250 A	South Dakota St.	1 2	
									250 A	South Dakota St.	11 4	
									250 H	South Dakota St.	4 1	
									250 H	South Dakota St.	4 1	
									250 H	South Dakota St.	0 1	
									262 A	Abilene Christian	1 9	
									262 A	Abilene Christian	3 5	
									262 A	Abilene Christian	1 4	
									267 N	Massachusetts	5 9	
									268 A	Northern Colo.	7 4	
									268 A	Northern Colo.	5 7	
									268 A	Northern Colo.	2 8	
									268 A	Northern Colo.	6 7	
									269 A	Western Ill.	1 0	
									269 A	Western Ill.	1 5	
									269 A	Western Ill.	7 5	
									281 A	Omaha	1 0	
LAST 10 GAMES												
						102 H	Oral Roberts	0 4	250 A	South Dakota St.	3 0	
						102 H	Oral Roberts	3 2	281 H	Omaha	3 6	
						102 H	Oral Roberts	10 7	281 H	Omaha	10 2	
						250 A	South Dakota St.	1 2	281 H	Omaha	1 3	
						250 A	South Dakota St.	11 4	296 H	Fort Wayne	12 2	

Non-Div. I Games: Valley City St. 8 3 Dakota Wesleyan 3 2 Minot St. 7 4 North Dakota St.

RPI	S	Opponent	Score	
281	A	Omaha	0	10
281	A	Omaha	6	1
281	H	Omaha	10	2
281	H	Omaha	3	6
281	H	Omaha	1	3
283	N	Lehigh	0	4
292	A	Mississippi Val.	10	4
292	A	Mississippi Val.	7	4
292	A	Mississippi Val.	9	3
292	A	Mississippi Val.	9	6
296	H	Fort Wayne	6	4
296	H	Fort Wayne	12	2
296	H	Fort Wayne	2	1

North Dakota St.

N
o
r
t
h
D
a
k
o
t
a
S
t
.

N
o
r
t
h
D
a
k
o
t
a
S
t
.

Average RPI Win:		190	WON-LOST RECORD		WINNING PCT. RANK		LAST 10 GAMES		STRENGTH OF SCHEDULE		OPP. STRENGTH OF SCHEDULE		TEAM RPI		ADJ RPI		CONF. RPI		ADJ CONF. RPI	
DIV. I ONLY			9-33-0		.21429 292		1-8-0		59		177		263		.44014 262		11		12	
DIV. I NON-CONF.			7-11-0		.38889 222		0-4-0		21		183		175		.48862 175		14		14	
TOTALS		RPI 1-25		RPI 26-50		W-L RECORDS		RPI 51-100		RPI 101-150		RPI 150+								
9-33-0		0-1-0		0-4-0		OVERALL		1-12-0		1-14-0		7-2-0								
8-17-0		0-1-0		0-3-0		HOME		0-9-0		1-2-0		7-2-0								
1-16-0		0-0-0		0-1-0		AWAY		1-3-0		0-12-0		0-0-0								
0-0-0		0-0-0		0-0-0		NEUTRAL		0-0-0		0-0-0		0-0-0								
7-11-0		0-1-0		0-1-0		NON-CONFERENCE		1-9-0		0-0-0		6-0-0								
6-7-0		0-1-0		0-0-0		HOME		0-6-0		0-0-0		6-0-0								
1-4-0		0-0-0		0-0-		AWAY		1-3-0		0-0-0		0-0-0								
0-0-0		0-0-0		0-0-0		NEUTRAL		0-0-0		0-0-0		0-0-0								
2-22-0		0-0-0		0-3-0		CONFERENCE		0-3-0		1-14-0		1-2-0								
2-10-0		0-0-0		0-3-0		HOME		0-3-0		1-2-0		1-2-0								
0-12-0		0-0-0		0-0-0		AWAY		0-0-0		0-12-0		0-0-0								
0-0-0		0-0-0		0-0-0		NEUTRAL		0-0-0		0-0-0		0-0-0								
RPI	S	Opponent		Score		RPI	S	Opponent		Score		RPI	S	Opponent		Score				
6	H	TCU		0 3		33	A	Texas A&M		1 8		52	H	DBU		7 11				
						45	H	McNeese		5 8		63	H	Sam Houston St.		3 13				
						45	H	McNeese		4 7		63	H	Sam Houston St.		12 19				
						45	H	McNeese		5 18		63	H	Sam Houston St.		3 14				
												79	A	UT Arlington		9 1				
												79	H	UT Arlington		4 5				
												90	H	Michigan St.		7 19				
												90	H	Michigan St.		5 14				
												90	H	Michigan St.		7 9				
												90	H	Michigan St.		2 9				
												99	A	Kansas St.		5 6				
												99	A	Kansas St.		3 14				
												99	A	Kansas St.		1 11				

Non-Div. I Games:

Tex. Permian Basin

13 5

Baker

7 0

Tex. Permian Basin

3 2

Abilene Christian

Average RPI Win: 208		WON-LOST RECORD	WINNING PCT. RANK		LAST 10 GAMES	STRENGTH OF SCHEDULE		OPP. STRENGTH OF SCHEDULE		TEAM RPI	ADJ RPI		CONF. RPI	ADJ CONF. RPI
Average RPI Loss: 178														
DIV. I ONLY		17-31-0	.35417	248	5-5-0	232		242		264	.43935	263	23	23
DIV. I NON-CONF.		11-19-0	.36667	233	1-2-0	256		255		258	.44076	258	24	24
TOTALS		RPI 1-25	RPI 26-50		W-L RECORDS		RPI 51-100		RPI 101-150		RPI 150+			
17-31-0	0-1-0	0-0-0		OVERALL		0-1-0		5-13-0		12-16-0				
8-10-0	0-0-0	0-0-0		HOME		0-0-0		3-2-0		5-8-0				
7-18-0	0-0-0	0-0-0		AWAY		0-0-0		2-11-0		5-7-0				
2-3-0	0-1-0	0-0-0		NEUTRAL		0-1-0		0-0-0		2-1-0				
11-19-0	0-1-0	0-0-0		NON-CONFERENCE		0-1-0		2-7-0		9-10-0				
5-4-0	0-0-0	0-0-0		HOME		0-0-0		1-1-0		4-3-0				
4-12-0	0-0-0	0-0-		AWAY		0-0-0		1-6-0		3-6-0				
2-3-0	0-1-0	0-0-0		NEUTRAL		0-1-0		0-0-0		2-1-0				
6-12-0	0-0-0	0-0-0		CONFERENCE		0-0-0		3-6-0		3-6-0				
3-6-0	0-0-0	0-0-0		HOME		0-0-0		2-1-0		1-5-0				
3-6-0	0-0-0	0-0-0		AWAY		0-0-0		1-5-0		2-1-0				
0-0-0	0-0-0	0-0-0		NEUTRAL		0-0-0		0-0-0		0-0-0				
RPI	S	Opponent	Score		RPI	S	Opponent	Score		RPI	S	Opponent	Score	
25	N	Maryland	2	11						97	N	William & Mary	0	7
										101	A	Wright St.	4	5
										101	A	Wright St.	4	5
										106	H	VCU	1	9
										106	H	VCU	7	6
										106	H	VCU	4	2
										126	A	Furman	12	11
										126	A	Furman	3	9
										126	A	Furman	7	9
										130	A	St. Bonaventure	14	18
										130	A	St. Bonaventure	4	6
										130	A	St. Bonaventure	0	9
										139	A	Ball St.	0	6
										139	A	Ball St.	3	4
										139	H	Ball St.	2	10
										139	H	Ball St.	3	2
										144	A	Saint Louis	3	5
										144	A	Saint Louis	2	4
										144	A	Saint Louis	6	5
										154	A	Butler	0	4
										165	N	UMass Lowell	13	8
										194	N	Georgetown	8	7
										199	N	UNC Asheville	6	12
					LAST 10 GAMES					210	A	Toledo	4	1
					210	A	Toledo	4	1	267	A	Massachusetts	7	2
					101	A	Wright St.	4	5	267	A	Massachusetts	5	2
					106	H	VCU	7	6	154	A	Butler	0	4
					106	H	VCU	4	2	144	A	Saint Louis	3	5
					106	H	VCU	1	9					

Non-Div. I Games:

Dayton

D
a
y
t
o
n

RPI	S	Opponent	Score	
229	A	Miami (OH)	6	7
229	H	Miami (OH)	9	16
230	A	Eastern Ky.	3	2
235	H	Northern Ky.	10	3
239	A	Ohio	2	5
245	A	USC Upstate	20	21
254	H	Richmond	1	11
254	H	Richmond	5	10
254	H	Richmond	6	5
267	A	Massachusetts	5	2
267	A	Massachusetts	7	2
267	A	Massachusetts	0	3
269	H	Western Ill.	4	1
269	H	Western Ill.	6	0
269	H	Western Ill.	5	7
271	H	Bowling Green	3	1
279	A	Illinois St.	2	4
279	A	Illinois St.	10	2
279	A	Illinois St.	2	7

D
a
y
t
o
n

Dayton

Average RPI Win:	219	WON-LOST	WINNING	LAST 10	STRENGTH OF	OPP. STRENGTH	TEAM	ADJ	CONF.	ADJ CONF.	
Average RPI Loss:	156	RECORD	PCT. RANK	GAMES	SCHEDULE	OF SCHEDULE	RPI	RPI	RPI	RPI	
DIV. I ONLY	15-30-0	.33333	259	3-7-0	217	226	265	.43931	264	25	25
DIV. I NON-CONF.	7-20-0	.25926	264	0-2-0	210	179	269	.42829	269	26	26
<hr/>											
TOTALS	RPI 1-25	RPI 26-50		W-L RECORDS		RPI 51-100		RPI 101-150		RPI 150+	
15-30-0	0-0-0	0-0-0		OVERALL		1-3-0		0-11-0		14-16-0	
7-12-0	0-0-0	0-0-0		HOME		0-3-0		0-3-0		7-6-0	
8-18-0	0-0-0	0-0-0		AWAY		1-0-0		0-8-0		7-10-0	
0-0-0	0-0-0	0-0-0		NEUTRAL		0-0-0		0-0-0		0-0-0	
7-20-0	0-0-0	0-0-0		NON-CONFERENCE		1-3-0		0-8-0		6-9-0	
4-6-0	0-0-0	0-0-0		HOME		0-3-0		0-0-0		4-3-0	
3-14-0	0-0-0	0-0-		AWAY		1-0-0		0-8-0		2-6-0	
0-0-0	0-0-0	0-0-0		NEUTRAL		0-0-0		0-0-0		0-0-0	
8-10-0	0-0-0	0-0-0		CONFERENCE		0-0-0		0-3-0		8-7-0	
3-6-0	0-0-0	0-0-0		HOME		0-0-0		0-3-0		3-3-0	
5-4-0	0-0-0	0-0-0		AWAY		0-0-0		0-0-0		5-4-0	
0-0-0	0-0-0	0-0-0		NEUTRAL		0-0-0		0-0-0		0-0-0	
RPI	S	Opponent	Score	RPI	S	Opponent	Score	RPI	S	Opponent	Score
						58 A Utah	9 7			110 H New Mexico St.	0 6
						58 H Utah	5 23			110 H New Mexico St.	6 16
						66 H BYU	4 23			110 H New Mexico St.	1 24
						66 H BYU	3 8			113 A Washington St.	4 8
										113 A Washington St.	2 9
										113 A Washington St.	3 9
										113 A Washington St.	0 10
										138 A Wichita St.	5 6
										138 A Wichita St.	3 4
										138 A Wichita St.	2 16
										142 A San Francisco	1 4
										152 A Creighton	5 19
										152 A Creighton	2 1
										152 A Creighton	2 3
										152 A Creighton	5 6
										160 A UC Davis	4 9
										160 A UC Davis	4 3
										160 A UC Davis	6 7
										168 H Indiana St.	7 6
										168 H Indiana St.	8 11
										168 H Indiana St.	9 7
										168 H Indiana St.	5 10
										172 A CSU Bakersfield	0 10
										172 A CSU Bakersfield	5 9
										172 A CSU Bakersfield	5 7
										231 H Sacramento St.	7 6
										231 H Sacramento St.	4 12
LAST 10 GAMES											
						110 H New Mexico St.	0 6			268 A Northern Colo.	0 7
						110 H New Mexico St.	6 16			268 A Northern Colo.	6 1
						110 H New Mexico St.	1 24			58 H Utah	5 23
						66 H BYU	4 23			282 H Chicago St.	3 4
						268 A Northern Colo.	9 5			282 H Chicago St.	11 10

Non-Div. I Games:

Utah Valley

RPI	S	Opponent	Score	
231	H	Sacramento St.	1	9
234	A	UNLV	2	10
238	A	UTRGV	4	1
238	A	UTRGV	4	3
238	A	UTRGV	7	4
268	A	Northern Colo.	0	7
268	A	Northern Colo.	6	1
268	A	Northern Colo.	9	5
270	H	Incarnate Word	5	0
270	H	Incarnate Word	4	6
270	H	Incarnate Word	11	8
282	H	Chicago St.	11	10
282	H	Chicago St.	4	1
282	H	Chicago St.	3	4

Utah Valley

U
t
a
h
V
a
l
l
e
y

U
t
a
h
V
a
l
l
e
y

Average RPI Win: 157		WON-LOST RECORD		WINNING PCT. RANK		LAST 10 GAMES		STRENGTH OF SCHEDULE		OPP. STRENGTH OF SCHEDULE		TEAM RPI		ADJ RPI		CONF. RPI		ADJ CONF. RPI	
DIV. I ONLY		11-35-0		.23913 287		3-7-0		111		148		266		.43719 265		13		13	
DIV. I NON-CONF.		4-21-0		.16 284		0-2-0		132		116		284		.40772 284		11		11	
TOTALS		RPI 1-25		RPI 26-50		W-L RECORDS		RPI 51-100		RPI 101-150		RPI 150+							
11-35-0		0-2-0		1-1-0		OVERALL		3-16-0		1-9-0		6-7-0							
6-24-0		0-1-0		1-1-0		HOME		2-10-0		1-8-0		2-4-0							
5-11-0		0-1-0		0-0-0		AWAY		1-6-0		0-1-0		4-3-0							
0-0-0		0-0-0		0-0-0		NEUTRAL		0-0-0		0-0-0		0-0-0							
4-21-0		0-2-0		1-1-0		NON-CONFERENCE		1-6-0		0-7-0		2-5-0							
4-14-0		0-1-0		1-1-0		HOME		1-2-0		0-6-0		2-4-0							
0-7-0		0-1-0		0-0-		AWAY		0-4-0		0-1-0		0-1-0							
0-0-0		0-0-0		0-0-0		NEUTRAL		0-0-0		0-0-0		0-0-0							
7-14-0		0-0-0		0-0-0		CONFERENCE		2-10-0		1-2-0		4-2-0							
2-10-0		0-0-0		0-0-0		HOME		1-8-0		1-2-0		0-0-0							
5-4-0		0-0-0		0-0-0		AWAY		1-2-0		0-0-0		4-2-0							
0-0-0		0-0-0		0-0-0		NEUTRAL		0-0-0		0-0-0		0-0-0							
RPI	S	Opponent		Score		RPI	S	Opponent		Score		RPI	S	Opponent		Score			
10	A	Stanford		2	8	36	H	Michigan		3	10	51	H	San Diego		15	12		
15	H	Arizona		10	16	46	H	UConn		9	5	51	H	San Diego		1	11		
												51	H	San Diego		2	9		
												62	A	Loyola Marymount		1	5		
												62	A	Loyola Marymount		3	6		
												62	A	Loyola Marymount		10	3		
												66	H	BYU		7	13		
												66	H	BYU		4	8		
												66	H	BYU		3	9		
												68	H	Washington		4	3		
												68	H	Washington		2	5		
												68	H	Washington		1	8		
												75	A	Oregon		0	10		
												75	A	Oregon		1	2		
												75	A	Oregon		0	3		
												75	A	Oregon		2	6		
												78	H	Gonzaga		8	9		
												78	H	Gonzaga		7	13		
												78	H	Gonzaga		6	7		
LAST 10 GAMES																			
						66	H	BYU		4	8	209	A	Pepperdine		2	1		
						66	H	BYU		7	13	209	A	Pepperdine		8	6		
						66	H	BYU		3	9	10	A	Stanford		2	8		
						15	H	Arizona		10	16	142	H	San Francisco		7	12		
						209	A	Pepperdine		8	2	142	H	San Francisco		2	4		

Non-Div. I Games:

Santa Clara

Average RPI Win: 220		WON-LOST	WINNING	LAST 10	STRENGTH OF		OPP. STRENGTH	TEAM	ADJ		CONF.	ADJ CONF.
Average RPI Loss: 179		RECORD	PCT. RANK	GAMES	SCHEDULE		OF SCHEDULE	RPI	RPI		RPI	RPI
DIV. I ONLY		14-31-0	.31111	270	5-5-0		233	254	267	.43714	266	26
DIV. I NON-CONF.		6-21-0	.22222	275	1-1-0		239	177	270	.42792	270	25
TOTALS		RPI 1-25	RPI 26-50		W-L RECORDS		RPI 51-100		RPI 101-150		RPI 150+	
14-31-0	0-0-0	0-3-0		OVERALL		1-5-0		0-0-0		13-23-0		
4-8-0	0-0-0	0-0-0		HOME		0-0-0		0-0-0		4-8-0		
9-21-0	0-0-0	0-3-0		AWAY		1-5-0		0-0-0		8-13-0		
1-2-0	0-0-0	0-0-0		NEUTRAL		0-0-0		0-0-0		1-2-0		
6-21-0	0-0-0	0-3-0		NON-CONFERENCE		1-5-0		0-0-0		5-13-0		
0-3-0	0-0-0	0-0-0		HOME		0-0-0		0-0-0		0-3-0		
5-16-0	0-0-0	0-0-		AWAY		1-5-0		0-0-0		4-8-0		
1-2-0	0-0-0	0-0-0		NEUTRAL		0-0-0		0-0-0		1-2-0		
8-10-0	0-0-0	0-0-0		CONFERENCE		0-0-0		0-0-0		8-10-0		
4-5-0	0-0-0	0-0-0		HOME		0-0-0		0-0-0		4-5-0		
4-5-0	0-0-0	0-0-0		AWAY		0-0-0		0-0-0		4-5-0		
0-0-0	0-0-0	0-0-0		NEUTRAL		0-0-0		0-0-0		0-0-0		
RPI	S	Opponent	Score	RPI	S	Opponent	Score	RPI	S	Opponent	Score	
30	A	UCF	3 13	77	A	FIU	3 2	159	A	Fairfield	0 6	
30	A	UCF	2 7	77	A	FIU	3 7	159	A	Fairfield	4 6	
30	A	UCF	1 10	77	A	FIU	3 5	159	A	Fairfield	13 6	
				77	A	FIU	1 5	165	N	UMass Lowell	1 10	
				86	A	Seton Hall	2 7	165	N	UMass Lowell	2 5	
				86	A	Seton Hall	3 7	189	H	Niagara	6 5	
								189	H	Niagara	4 2	
								189	H	Niagara	2 10	
								198	A	Albany (NY)	3 7	
								198	H	Albany (NY)	5 16	
								208	A	Stony Brook	10 11	
								216	A	Maine	6 4	
								216	A	Maine	13 18	
								216	A	Maine	6 10	
								216	A	Maine	1 3	
								218	A	Fordham	4 2	
								218	A	Fordham	4 8	
								233	A	Army West Point	5 7	
								233	A	Army West Point	8 6	
								237	H	Quinnipiac	7 2	
								237	H	Quinnipiac	0 3	
								237	H	Quinnipiac	0 4	
								248	A	Rider	7 5	
								248	A	Rider	1 6	
								248	A	Rider	8 6	
								253	A	LIU Brooklyn	2 11	
								253	H	LIU Brooklyn	3 11	
LAST 10 GAMES				LAST 10 GAMES				LAST 10 GAMES				
237	H	Quinnipiac	7 2	248	A	Rider	8 6	248	A	Rider	7 5	
237	H	Quinnipiac	0 3	248	A	Rider	7 5	248	A	Rider	1 6	
237	H	Quinnipiac	0 4	272	A	Hofstra	6 3	248	A	Rider	8 6	
198	A	Albany (NY)	3 7	256	A	Iona	1 4	253	A	LIU Brooklyn	2 11	
248	A	Rider	1 6	256	A	Iona	4 1	253	H	LIU Brooklyn	3 11	

Non-Div. I Games:

Manhattan

RPI	S	Opponent	Score	
256	A	Iona	4	1
256	A	Iona	2	5
256	A	Iona	1	4
257	H	Siena	1	2
257	H	Siena	1	12
257	H	Siena	5	4
272	A	Hofstra	6	3
272	H	Hofstra	2	8
283	N	Lehigh	16	0

M
a
n
h
a
t
t
a
n

M
a
n
h
a
t
t
a
n

Manhattan

Average RPI Win: 217		WON-LOST	WINNING	LAST 10	STRENGTH OF		OPP. STRENGTH	TEAM	ADJ	CONF.	ADJ CONF.
Average RPI Loss: 157		RECORD	PCT. RANK	GAMES	SCHEDULE		OF SCHEDULE	RPI	RPI	RPI	RPI
DIV. I ONLY		12-28-0	.3	273	3-7-0		211	222	268	.43584	267
DIV. I NON-CONF.		6-16-0	.27273	260	0-1-0		242	223	272	.42755	272
TOTALS		RPI 1-25	RPI 26-50		W-L RECORDS		RPI 51-100		RPI 101-150		RPI 150+
12-28-0	0-0-0	0-4-0		OVERALL		0-1-0		1-9-0		11-14-0	
2-9-0	0-0-0	0-0-0		HOME		0-0-0		1-6-0		1-3-0	
5-15-0	0-0-0	0-4-0		AWAY		0-1-0		0-3-0		5-7-0	
5-4-0	0-0-0	0-0-0		NEUTRAL		0-0-0		0-0-0		5-4-0	
6-16-0	0-0-0	0-1-0		NON-CONFERENCE		0-1-0		0-4-0		6-10-0	
0-2-0	0-0-0	0-0-0		HOME		0-0-0		0-1-0		0-1-0	
1-10-0	0-0-0	0-0-		AWAY		0-1-0		0-3-0		1-5-0	
5-4-0	0-0-0	0-0-0		NEUTRAL		0-0-0		0-0-0		5-4-0	
6-12-0	0-0-0	0-3-0		CONFERENCE		0-0-0		1-5-0		5-4-0	
2-7-0	0-0-0	0-0-0		HOME		0-0-0		1-5-0		1-2-0	
4-5-0	0-0-0	0-3-0		AWAY		0-0-0		0-0-0		4-2-0	
0-0-0	0-0-0	0-0-0		NEUTRAL		0-0-0		0-0-0		0-0-0	
RPI S	Opponent	Score	RPI S	Opponent	Score	RPI S	Opponent	Score	RPI S	Opponent	Score
			46 A	UConn	3 11	87 A	Boston College	1 13	106 H	VCU	1 11
			47 A	Rhode Island	0 5				106 H	VCU	0 8
			47 A	Rhode Island	1 3				106 H	VCU	0 2
			47 A	Rhode Island	0 6				123 A	Morehead St.	5 6
									123 A	Morehead St.	0 22
									123 A	Morehead St.	6 7
									144 H	Saint Louis	1 8
									144 H	Saint Louis	4 8
									144 H	Saint Louis	5 4
									149 H	Hartford	4 13
									157 A	Central Conn. St.	15 0
									165 H	UMass Lowell	0 6
									176 A	George Washington	10 4
									176 A	George Washington	2 10
									176 A	George Washington	2 1
									183 A	Harvard	3 7
									183 N	Harvard	2 8
									188 A	Elon	1 5
									188 A	Elon	3 4
									188 A	Elon	0 3
									195 N	Northeastern	6 5
									216 N	Maine	2 4
									216 N	Maine	5 1
									216 N	Maine	10 6
									224 A	Holy Cross	5 15
									246 N	Bucknell	17 5
									246 N	Bucknell	1 3
LAST 10 GAMES			47 A	Rhode Island	1 3	263 H	Dayton	2 7	216 N	Maine	5 1
			47 A	Rhode Island	0 5	263 H	Dayton	2 5	216 N	Maine	10 6
			47 A	Rhode Island	0 6	277 A	La Salle	3 0	224 A	Holy Cross	5 15
			149 H	Hartford	4 13	277 A	La Salle	3 4	246 N	Bucknell	17 5
			263 H	Dayton	3 0	277 A	La Salle	6 2	246 N	Bucknell	1 3

Non-Div. I Games:

Massachusetts

RPI	S	Opponent	Score	
246	N	Bucknell	9	11
261	N	North Dakota St.	9	5
263	H	Dayton	2	5
263	H	Dayton	2	7
263	H	Dayton	3	0
277	A	La Salle	6	2
277	A	La Salle	3	4
277	A	La Salle	3	0

Massachusetts

M
a
s
s
a
c
h
u
s
e
t
t
s

M
a
s
s
a
c
h
u
s
e
t
t
s

Average RPI Win: 242		WON-LOST RECORD		WINNING PCT. RANK		LAST 10 GAMES		STRENGTH OF SCHEDULE		OPP. STRENGTH OF SCHEDULE		TEAM RPI		ADJ RPI		CONF. RPI		ADJ CONF. RPI	
DIV. I ONLY		13-24-0		.35135 249		1-8-0		200		260		258		.43551 268		25		25	
DIV. I NON-CONF.		8-11-0		.42105 199		0-0-0		198		254		201		.46918 219		26		26	
TOTALS		RPI 1-25		RPI 26-50		W-L RECORDS		RPI 51-100		RPI 101-150		RPI 150+							
13-24-0		0-0-0		0-2-0		OVERALL		0-2-0		1-11-0		12-9-0							
9-5-0		0-0-0		0-0-0		HOME		0-0-0		0-0-0		9-5-0							
4-17-0		0-0-0		0-2-0		AWAY		0-0-0		1-11-0		3-4-0							
0-2-0		0-0-0		0-0-0		NEUTRAL		0-2-0		0-0-0		0-0-0							
8-11-0		0-0-0		0-2-0		NON-CONFERENCE		0-2-0		1-5-0		7-2-0							
4-1-0		0-0-0		0-0-0		HOME		0-0-0		0-0-0		4-1-0							
4-8-0		0-0-0		0-0-		AWAY		0-0-0		1-5-0		3-1-0							
0-2-0		0-0-0		0-0-0		NEUTRAL		0-2-0		0-0-0		0-0-0							
5-13-0		0-0-0		0-0-0		CONFERENCE		0-0-0		0-6-0		5-7-0							
5-4-0		0-0-0		0-0-0		HOME		0-0-0		0-0-0		5-4-0							
0-9-0		0-0-0		0-0-0		AWAY		0-0-0		0-6-0		0-3-0							
0-0-0		0-0-0		0-0-0		NEUTRAL		0-0-0		0-0-0		0-0-0							
RPI	S	Opponent	Score	RPI	S	Opponent	Score	RPI	S	Opponent	Score	RPI	S	Opponent	Score				
				41	A	Nebraska	2 12	66	N	BYU	9 10	110	A	New Mexico St.	4 7				
				41	A	Nebraska	2 8	66	N	BYU	0 6	110	A	New Mexico St.	3 10				
												110	A	New Mexico St.	2 6				
												136	A	Grand Canyon	2 12				
												136	A	Grand Canyon	3 12				
												136	A	Grand Canyon	0 7				
												138	A	Wichita St.	4 10				
												138	A	Wichita St.	5 11				
												142	A	San Francisco	6 7				
												142	A	San Francisco	3 8				
												142	A	San Francisco	4 11				
												142	A	San Francisco	3 2				
												172	A	CSU Bakersfield	1 10				
												172	A	CSU Bakersfield	3 14				
												172	A	CSU Bakersfield	0 6				
												207	H	Air Force	9 8				
												225	A	San Jose St.	1 0				
												225	A	San Jose St.	4 5				
												231	H	Sacramento St.	9 5				
												231	H	Sacramento St.	8 7				
												231	H	Sacramento St.	7 5				
				LAST 10 GAMES								261	H	North Dakota St.	8 2				
				172	A	CSU Bakersfield	3 14	264	H	Utah Valley	1 6	261	H	North Dakota St.	4 7				
				172	A	CSU Bakersfield	1 10	110	A	New Mexico St.	2 6	261	H	North Dakota St.	7 5				
				172	A	CSU Bakersfield	0 6	110	A	New Mexico St.	4 7	261	H	North Dakota St.	7 6				
				264	H	Utah Valley	5 9	110	A	New Mexico St.	3 10	264	H	Utah Valley	5 9				
				264	H	Utah Valley	7 0	207	H	Air Force	9 8	264	H	Utah Valley	7 0				
Non-Div. I Games:		San Fran. St.		12 4		UC-Colo. Springs		10 6		Regis (CO)		4 5		MSU Denver		8 6			
		MSU Denver		1 2		MSU Denver		0 4								Northern Colo.			

Northern Colo.

1
6
1
1
1
6
1
6
1
6

Northern Colo.

Average RPI Win: 249		WON-LOST	WINNING	LAST 10	STRENGTH OF		OPP. STRENGTH	TEAM	ADJ	CONF.	ADJ CONF.			
Average RPI Loss: 172		RECORD	PCT. RANK	GAMES	SCHEDULE		OF SCHEDULE	RPI	RPI	RPI	RPI			
DIV. I ONLY		16-25-0	.39024	232	7-3-0		280	264	269	.4342	269			
DIV. I NON-CONF.		4-15-0	.21053	278	3-0-0		146	137	254	.44255	254			
TOTALS		RPI 1-25	RPI 26-50		W-L RECORDS		RPI 51-100		RPI 101-150		RPI 150+			
16-25-0		0-4-0	0-0-0		OVERALL		1-1-0		1-6-0		14-14-0			
8-4-0		0-0-0	0-0-0		HOME		1-0-0		0-0-0		7-4-0			
8-19-0		0-2-0	0-0-0		AWAY		0-1-0		1-6-0		7-10-0			
0-2-0		0-2-0	0-0-0		NEUTRAL		0-0-0		0-0-0		0-0-0			
4-15-0		0-4-0	0-0-0		NON-CONFERENCE		1-1-0		0-4-0		3-6-0			
2-0-0		0-0-0	0-0-0		HOME		1-0-0		0-0-0		1-0-0			
2-13-0		0-2-0	0-0-		AWAY		0-1-0		0-4-0		2-6-0			
0-2-0		0-2-0	0-0-0		NEUTRAL		0-0-0		0-0-0		0-0-0			
12-10-0		0-0-0	0-0-0		CONFERENCE		0-0-0		1-2-0		11-8-0			
6-4-0		0-0-0	0-0-0		HOME		0-0-0		0-0-0		6-4-0			
6-6-0		0-0-0	0-0-0		AWAY		0-0-0		1-2-0		5-4-0			
0-0-0		0-0-0	0-0-0		NEUTRAL		0-0-0		0-0-0		0-0-0			
RPI	S	Opponent	Score		RPI	S	Opponent	Score		RPI	S	Opponent	Score	
3	N	Texas Tech	1	15						88	A	Iowa	1	4
3	N	Texas Tech	5	13						88	H	Iowa	7	5
12	A	Mississippi St.	2	8						102	A	Oral Roberts	0	3
12	A	Mississippi St.	9	10						102	A	Oral Roberts	5	2
										102	A	Oral Roberts	0	1
										132	A	Southeast Mo. St.	1	5
										132	A	Southeast Mo. St.	2	22
										132	A	Southeast Mo. St.	4	5
										144	A	Saint Louis	6	7
										182	A	Southern Ill.	2	3
										182	A	Southern Ill.	2	12
										182	A	Southern Ill.	6	8
										219	A	SIUE	3	9
										219	H	SIUE	21	4
										250	A	South Dakota St.	7	5
										250	A	South Dakota St.	7	8
										250	A	South Dakota St.	8	18
										250	H	South Dakota St.	5	13
										250	H	South Dakota St.	7	2
										250	H	South Dakota St.	8	4
										261	H	North Dakota St.	5	1
										261	H	North Dakota St.	5	7
										261	H	North Dakota St.	0	1
										263	A	Dayton	1	4
										263	A	Dayton	0	6
										263	A	Dayton	7	5
										279	A	Illinois St.	4	1
										296	A	Fort Wayne	15	5
										296	A	Fort Wayne	0	2
										296	A	Fort Wayne	7	4
										219	H	SIUE	21	4
										281	A	Omaha	11	10
										281	A	Omaha	2	4
LAST 10 GAMES														

Non-Div. I Games: St. Ambrose 9 0 Robert Morris-Peoria 12 1

Western Ill.

Western Illinois.

Western Illinois.

Western Ill.

I
n
c
a
r
n
a
t
e
W
o
r
d

Incarnate Word

RPI	S	Opponent	Score	
228	A	Northwestern St.	7	10
228	A	Northwestern St.	2	0
238	H	UTRGV	4	6
254	H	Richmond	5	7
262	A	Abilene Christian	0	5
262	A	Abilene Christian	5	4
262	A	Abilene Christian	6	3
264	A	Utah Valley	8	11
264	A	Utah Valley	6	4
264	A	Utah Valley	0	5
273	H	Texas Southern	7	5
273	H	Texas Southern	17	9
281	H	Omaha	12	11
281	H	Omaha	9	6
281	H	Omaha	3	0
285	A	Prairie View	17	4
285	H	Prairie View	11	1
291	H	Lafayette	6	5
291	N	Lafayette	4	3

Incarnate Word

I
n
c
a
r
n
a
t
e
W
o
r
d

I
n
c
a
r
n
a
t
e
W
o
r
d

Average RPI Win:	192	WON-LOST	WINNING	LAST 10	STRENGTH OF	OPP. STRENGTH	TEAM	ADJ	CONF.	ADJ CONF.		
Average RPI Loss:	168	RECORD	PCT. RANK	GAMES	SCHEDULE	OF SCHEDULE	RPI	RPI	RPI	RPI		
DIV. I ONLY		12-31-0	.27907	277	3-7-0	221	211	271	.42952	271	22	22
DIV. I NON-CONF.		4-16-0	.2	279	0-1-0	155	232	266	.4313	266	18	18
<hr/>												
TOTALS	RPI 1-25	RPI 26-50		W-L RECORDS		RPI 51-100		RPI 101-150		RPI 150+		
12-31-0	0-0-0	0-3-0		OVERALL		1-1-0		2-9-0		9-18-0		
4-9-0	0-0-0	0-0-0		HOME		1-0-0		1-2-0		2-7-0		
5-21-0	0-0-0	0-3-0		AWAY		0-1-0		1-7-0		4-10-0		
3-1-0	0-0-0	0-0-0		NEUTRAL		0-0-0		0-0-0		3-1-0		
4-16-0	0-0-0	0-3-0		NON-CONFERENCE		0-0-0		1-4-0		3-9-0		
0-3-0	0-0-0	0-0-0		HOME		0-0-0		0-0-0		0-3-0		
1-12-0	0-0-0	0-0-		AWAY		0-0-0		1-4-0		0-5-0		
3-1-0	0-0-0	0-0-0		NEUTRAL		0-0-0		0-0-0		3-1-0		
8-15-0	0-0-0	0-0-0		CONFERENCE		1-1-0		1-5-0		6-9-0		
4-6-0	0-0-0	0-0-0		HOME		1-0-0		1-2-0		2-4-0		
4-9-0	0-0-0	0-0-0		AWAY		0-1-0		0-3-0		4-5-0		
0-0-0	0-0-0	0-0-0		NEUTRAL		0-0-0		0-0-0		0-0-0		
RPI	S	Opponent	Score	RPI	S	Opponent	Score	RPI	S	Opponent	Score	
33	A	Texas A&M	1 15	60	A	Kent St.	0 3	107	A	Jacksonville St.	0 5	
33	A	Texas A&M	5 16	60	H	Kent St.	9 3	109	A	Middle Tenn.	8 20	
33	A	Texas A&M	2 19					123	A	Morehead St.	6 9	
								123	A	Morehead St.	6 5	
								123	A	Morehead St.	7 11	
								125	H	Central Mich.	3 2	
								125	H	Central Mich.	7 8	
								125	H	Central Mich.	2 8	
								139	A	Ball St.	6 13	
								139	A	Ball St.	4 7	
								139	A	Ball St.	5 23	
								156	A	Ohio St.	6 7	
								158	A	Belmont	5 7	
								189	H	Niagara	1 3	
								189	H	Niagara	2 3	
								200	N	Georgia St.	6 3	
								200	N	Georgia St.	4 1	
								202	A	Lipscomb	0 2	
								204	A	Eastern Mich.	6 2	
								204	A	Eastern Mich.	6 7	
								204	A	Eastern Mich.	0 3	
								210	H	Toledo	5 4	
								210	H	Toledo	4 20	
								210	H	Toledo	4 8	
								229	H	Miami (OH)	4 10	
								60	A	Kent St.	0 3	
								125	H	Central Mich.	2 8	
								125	H	Central Mich.	3 1	
								125	H	Central Mich.	3 2	
								210	H	Miami (OH)	6 9	
								210	H	Miami (OH)	4 10	
								210	H	Miami (OH)	4 10	
								210	H	Miami (OH)	3 1	
								210	H	Miami (OH)	6 9	
								210	H	Miami (OH)	4 10	
								210	H	Miami (OH)	4 10	
								210	H	Miami (OH)	4 10	
								210	H	Miami (OH)	4 10	
								210	H	Miami (OH)	4 10	
								210	H	Miami (OH)	4 10	
								210	H	Miami (OH)	4 10	
								210	H	Miami (OH)	4 10	
								210	H	Miami (OH)	4 10	
								210	H	Miami (OH)	4 10	
								210	H	Miami (OH)	4 10	
								210	H	Miami (OH)	4 10	
								210	H	Miami (OH)	4 10	
								210	H	Miami (OH)	4 10	
								210	H	Miami (OH)	4 10	
								210	H	Miami (OH)	4 10	
								210	H	Miami (OH)	4 10	
								210	H	Miami (OH)	4 10	
								210	H	Miami (OH)	4 10	
								210	H	Miami (OH)	4 10	
								210	H	Miami (OH)	4 10	
								210	H	Miami (OH)	4 10	
								210	H	Miami (OH)	4 10	
								210	H	Miami (OH)	4 10	
								210	H	Miami (OH)	4 10	
								210	H	Miami (OH)	4 10	
								210	H	Miami (OH)	4 10	
								210	H	Miami (OH)	4 10	
								210	H	Miami (OH)	4 10	
								210	H	Miami (OH)	4 10	
								210	H	Miami (OH)	4 10	
								210	H	Miami (OH)	4 10	
								210	H	Miami (OH)	4 10	
								210	H	Miami (OH)	4 10	
								210	H	Miami (OH)	4 10	
								210	H	Miami (OH)	4 10	
								210	H	Miami (OH)	4 10	
								210	H	Miami (OH)	4 10	
								210	H	Miami (OH)	4 10	
								210	H	Miami (OH)	4 10	
								210	H	Miami (OH)	4 10	
								210	H	Miami (OH)	4 10	
								210	H	Miami (OH)	4 10	
								210	H	Miami (OH)	4 10	
								210	H	Miami (OH)	4 10	
								210	H	Miami (OH)	4 10	
								210	H	Miami (OH)	4 10	
								210	H	Miami (OH)	4 10	
								210				

Non-Div. I Games:

Bowling Green

RPI	S	Opponent	Score	
233	N	Army West Point	0	5
233	N	Army West Point	5	0
239	A	Ohio	5	4
239	A	Ohio	4	9
239	A	Ohio	1	9
241	A	Northern Ill.	0	11
241	A	Northern Ill.	7	4
241	A	Northern Ill.	9	1
260	A	Youngstown St.	5	6
260	H	Youngstown St.	1	3
263	A	Dayton	1	3

Bowling Green

B
o
w
l
i
n
g
G
r
e
e
n

B
o
w
l
i
n
g
G
r
e
e
n

Average RPI Win: 211		WON-LOST	WINNING	LAST 10	STRENGTH OF		OPP. STRENGTH	TEAM	ADJ		CONF.	ADJ CONF.
Average RPI Loss: 162		RECORD	PCT. RANK	GAMES	SCHEDULE		OF SCHEDULE	RPI	RPI		RPI	RPI
DIV. I ONLY		12-32-0	.27273	279	4-6-0		205	230	272		21	21
DIV. I NON-CONF.		6-20-0	.23077	271	0-2-0		203	261	277		22	22
TOTALS		RPI 1-25	RPI 26-50		W-L RECORDS		RPI 51-100		RPI 101-150		RPI 150+	
12-32-0	0-1-0	0-4-0		OVERALL		0-0-0		2-5-0		10-22-0		
5-10-0	0-0-0	0-1-0		HOME		0-0-0		0-0-0		5-9-0		
6-16-0	0-1-0	0-2-0		AWAY		0-0-0		2-5-0		4-8-0		
1-6-0	0-0-0	0-1-0		NEUTRAL		0-0-0		0-0-0		1-5-0		
6-20-0	0-1-0	0-4-0		NON-CONFERENCE		0-0-0		1-3-0		5-12-0		
1-5-0	0-0-0	0-1-0		HOME		0-0-0		0-0-0		1-4-0		
4-9-0	0-1-0	0-0-		AWAY		0-0-0		1-3-0		3-3-0		
1-6-0	0-0-0	0-1-0		NEUTRAL		0-0-0		0-0-0		1-5-0		
6-12-0	0-0-0	0-0-0		CONFERENCE		0-0-0		1-2-0		5-10-0		
4-5-0	0-0-0	0-0-0		HOME		0-0-0		0-0-0		4-5-0		
2-7-0	0-0-0	0-0-0		AWAY		0-0-0		1-2-0		1-5-0		
0-0-0	0-0-0	0-0-0		NEUTRAL		0-0-0		0-0-0		0-0-0		
RPI S	Opponent	Score		RPI S	Opponent	Score		RPI S	Opponent	Score		
16 A	LSU	1	8	31 A	St. John's (NY)	3	14	104 A	Troy	7	16	
				31 H	St. John's (NY)	1	4	104 A	Troy	1	7	
				34 A	Southeastern La.	1	11	104 A	Troy	9	5	
				49 N	Louisiana	0	1	104 A	Troy	0	4	
								141 A	Col. of Charleston	1	12	
								141 A	Col. of Charleston	2	1	
								141 A	Col. of Charleston	2	4	
								155 A	Nicholls St.	10	3	
								159 H	Fairfield	11	17	
								161 H	UNCW	4	7	
								161 H	UNCW	6	3	
								161 H	UNCW	7	20	
								164 A	Delaware	7	17	
								164 A	Delaware	4	11	
								164 A	Delaware	4	8	
								180 N	Murray St.	1	5	
								188 H	Elon	7	4	
								188 H	Elon	5	4	
								188 H	Elon	1	8	
								195 A	Northeastern	5	2	
								195 A	Northeastern	4	5	
								195 A	Northeastern	4	8	
								198 N	Albany (NY)	3	4	
								198 N	Albany (NY)	1	3	
								198 N	Albany (NY)	6	7	
								205 A	Charleston So.	1	4	
								205 A	Charleston So.	7	8	
LAST 10 GAMES				188 H	Elon	5	4	195 A	Northeastern	4	5	
				188 H	Elon	7	4	195 A	Northeastern	4	8	
				188 H	Elon	1	8	266 H	Manhattan	3	6	
				218 H	Fordham	4	7	161 H	UNCW	7	20	
				195 A	Northeastern	5	2	161 H	UNCW	6	3	

Non-Div. I Games: LIU Post 3 1

Hofstra

RPI	S	Opponent	Score	
205	A	Charleston So.	3	9
218	H	Fordham	4	7
240	H	Towson	11	5
240	H	Towson	2	10
240	H	Towson	6	12
253	H	LIU Brooklyn	6	9
266	A	Manhattan	8	2
266	H	Manhattan	3	6
280	N	Grambling	7	8
293	N	Southern U.	4	2
298	A	NYIT	6	5
298	H	NYIT	14	3

Hofstra

H
o
f
s
t
r
a

H
o
f
s
t
r
a

Average RPI Win: 267		WON-LOST	WINNING	LAST 10	STRENGTH OF		OPP. STRENGTH	TEAM	ADJ		CONF.	ADJ CONF.
Average RPI Loss: 189		RECORD	PCT. RANK	GAMES	SCHEDULE		OF SCHEDULE	RPI	RPI		RPI	RPI
DIV. I ONLY		16-31-0	.34043	258	273		292	273	.4242		273	31
DIV. I NON-CONF.		2-19-0	.09524	295	113		122	273	.42707		273	31
TOTALS		RPI 1-25	RPI 26-50		W-L RECORDS		RPI 51-100		RPI 101-150		RPI 150+	
16-31-0		0-2-0	0-1-0		OVERALL		0-4-0		1-4-0		15-20-0	
9-2-0		0-0-0	0-0-0		HOME		0-0-0		0-0-0		9-2-0	
7-28-0		0-0-0	0-1-0		AWAY		0-4-0		1-4-0		6-16-0	
0-1-0		0-0-0	0-0-0		NEUTRAL		0-0-0		0-0-0		0-1-0	
2-19-0		0-2-0	0-1-0		NON-CONFERENCE		0-4-0		1-4-0		1-8-0	
0-0-0		0-0-0	0-0-0		HOME		0-0-0		0-0-0		0-0-0	
2-19-0		0-2-0	0-0-		AWAY		0-4-0		1-4-0		1-8-0	
0-0-0		0-0-0	0-0-0		NEUTRAL		0-0-0		0-0-0		0-0-0	
14-12-0		0-0-0	0-0-0		CONFERENCE		0-0-0		0-0-0		14-12-0	
9-2-0		0-0-0	0-0-0		HOME		0-0-0		0-0-0		9-2-0	
5-9-0		0-0-0	0-0-0		AWAY		0-0-0		0-0-0		5-9-0	
0-1-0		0-0-0	0-0-0		NEUTRAL		0-0-0		0-0-0		0-1-0	
RPI S	Opponent	Score	RPI S	Opponent	Score	RPI S	Opponent	Score	RPI S	Opponent	Score	
3 A	Texas Tech	7 14	29 A	Houston	3 16	61 A	Kansas	4 20	118 A	Lamar University	2 5	
3 A	Texas Tech	4 8				61 A	Kansas	0 10	118 A	Lamar University	2 3	
						61 A	Kansas	4 8	129 A	Houston Baptist	4 1	
						61 A	Kansas	2 11	145 A	SFA	0 14	
									145 A	SFA	0 7	
									155 A	Nicholls St.	3 2	
									155 A	Nicholls St.	1 10	
									155 A	Nicholls St.	1 2	
									227 A	Jackson St.	1 11	
									227 A	Jackson St.	4 12	
									227 N	Jackson St.	0 15	
									238 A	UTRGV	4 5	
									238 A	UTRGV	0 9	
									238 A	UTRGV	4 11	
									238 A	UTRGV	2 12	
									270 A	Incarnate Word	5 7	
									270 A	Incarnate Word	9 17	
									280 A	Grambling	3 13	
									280 A	Grambling	11 7	
									280 A	Grambling	1 7	
									280 H	Grambling	12 11	
									280 H	Grambling	5 6	
									280 H	Grambling	6 5	
									284 A	Ark.-Pine Bluff	3 4	
									284 A	Ark.-Pine Bluff	7 2	
									284 A	Ark.-Pine Bluff	9 5	
									284 H	Ark.-Pine Bluff	7 4	
LAST 10 GAMES												
61 A	Kansas	0 10	280 A	Grambling	3 13	280 A	Grambling	1 7	284 A	Ark.-Pine Bluff	3 4	
61 A	Kansas	4 8	118 A	Lamar University	2 3	284 A	Ark.-Pine Bluff	7 2	284 A	Ark.-Pine Bluff	9 5	
61 A	Kansas	2 11	284 A	Ark.-Pine Bluff	9 5	284 A	Ark.-Pine Bluff	9 5	284 H	Ark.-Pine Bluff	7 4	
61 A	Kansas	4 20										
280 A	Grambling	11 7										

Non-Div. I Games:

Texas Southern

RPI	S	Opponent	Score	
284	H	Ark.-Pine Bluff	11	14
284	H	Ark.-Pine Bluff	9	5
285	A	Prairie View	6	4
285	A	Prairie View	8	0
285	A	Prairie View	2	3
285	H	Prairie View	8	6
285	H	Prairie View	8	4
285	H	Prairie View	3	0
293	A	Southern U.	6	8
293	A	Southern U.	11	12
293	A	Southern U.	5	8
293	H	Southern U.	9	1
293	H	Southern U.	11	1

Texas Southern

T
e
x
a
s
S
o
u
t
h
e
r
n

T
e
x
a
s
S
o
u
t
h
e
r
n

Average RPI Win:	209	WON-LOST RECORD	WINNING PCT. RANK	LAST 10 GAMES	STRENGTH OF SCHEDULE	OPP. STRENGTH OF SCHEDULE	TEAM RPI	ADJ RPI	CONF. RPI	ADJ CONF. RPI	
Average RPI Loss:	193										
DIV. I ONLY	17-28-1	.38043	237	5-5-0	281	218	274	.42076	274	25	25
DIV. I NON-CONF.	11-16-1	.41071	208	3-2-0	289	194	276	.42264	275	26	26
<hr/>											
TOTALS	RPI 1-25	RPI 26-50		W-L RECORDS		RPI 51-100		RPI 101-150		RPI 150+	
17-28-1	0-0-0	0-0-0		OVERALL		2-4-0		1-6-0		14-18-1	
10-14-1	0-0-0	0-0-0		HOME		0-1-0		0-3-0		10-10-1	
7-14-0	0-0-0	0-0-0		AWAY		2-3-0		1-3-0		4-8-0	
0-0-0	0-0-0	0-0-0		NEUTRAL		0-0-0		0-0-0		0-0-0	
11-16-1	0-0-0	0-0-0		NON-CONFERENCE		2-4-0		0-1-0		9-11-1	
8-7-1	0-0-0	0-0-0		HOME		0-1-0		0-0-0		8-6-1	
3-9-0	0-0-0	0-0-		AWAY		2-3-0		0-1-0		1-5-0	
0-0-0	0-0-0	0-0-0		NEUTRAL		0-0-0		0-0-0		0-0-0	
6-12-0	0-0-0	0-0-0		CONFERENCE		0-0-0		1-5-0		5-7-0	
2-7-0	0-0-0	0-0-0		HOME		0-0-0		0-3-0		2-4-0	
4-5-0	0-0-0	0-0-0		AWAY		0-0-0		1-2-0		3-3-0	
0-0-0	0-0-0	0-0-0		NEUTRAL		0-0-0		0-0-0		0-0-0	
RPI	S	Opponent	Score	RPI	S	Opponent	Score	RPI	S	Opponent	Score
						68 A Washington	4 2	110 H New Mexico St.		5	8
						68 A Washington	7 5	110 H New Mexico St.		2	6
						68 H Washington	4 7	110 H New Mexico St.		4	6
						73 A Minnesota	3 6	113 A Washington St.		4	9
						73 A Minnesota	4 13	136 A Grand Canyon		9	8
						73 A Minnesota	7 11	136 A Grand Canyon		6	9
								136 A Grand Canyon		0	19
								163 H UC Irvine		2	3
								163 H UC Irvine		8	2
								168 H Indiana St.		4	0
								219 H SIUE		10	13
								219 H SIUE		0	6
								219 H SIUE		4	1
								219 H SIUE		9	3
								231 H Sacramento St.		0	9
								231 H Sacramento St.		2	3
								231 H Sacramento St.		7	4
								234 H UNLV		1	0
								234 H UNLV		7	4
								234 H UNLV		3	4
								238 A UTRGV		9	12
								238 A UTRGV		6	7
								238 A UTRGV		6	5
								243 A Pacific		5	7
								243 A Pacific		17	4
								243 A Pacific		4	13
								243 A Pacific		3	4
LAST 10 GAMES											
						68 A Washington	7 5	234 H UNLV		7 4	
						136 A Grand Canyon	6 9	234 H UNLV		3 4	
						136 A Grand Canyon	0 19	68 H Washington		4 7	
						136 A Grand Canyon	9 8	231 H Sacramento St.		7 4	
						234 H UNLV	1 0	231 H Sacramento St.		0 9	

Non-Div. I Games:

Seattle U

RPI	S	Opponent	Score	
258	H	Sacred Heart	6	3
258	H	Sacred Heart	3	6
258	H	Sacred Heart	5	12
258	H	Sacred Heart	6	4
268	A	Northern Colo.	10	11
268	A	Northern Colo.	14	12
268	A	Northern Colo.	10	1
278	A	Portland	3	5
278	A	Portland	3	6
278	H	Portland	10	10
282	H	Chicago St.	3	6
282	H	Chicago St.	7	2
282	H	Chicago St.	3	4

Seattle U

S
e
a
t
t
l
e
U

S
e
a
t
t
l
e
U

W
a
g
n
e
r

Wagner

RPI	S	Opponent	Score	
289	A	Fairleigh Dickinson	8	10
289	H	Fairleigh Dickinson	2	4
289	H	Fairleigh Dickinson	3	0
289	H	Fairleigh Dickinson	5	7
293	N	Southern U.	4	11
298	A	NYIT	5	0
298	A	NYIT	4	0
299	A	Saint Peter's	9	2

Wagner

Average RPI Win: 269		WON-LOST	WINNING	LAST 10	STRENGTH OF		OPP. STRENGTH	TEAM	ADJ		CONF.	ADJ CONF.						
Average RPI Loss: 240		RECORD	PCT. RANK	GAMES	SCHEDULE		OF SCHEDULE	RPI	RPI	RPI	RPI							
DIV. I ONLY		19-22-0	.46341	182	7-3-0		294	298	276	.41885	276	27	27					
DIV. I NON-CONF.		5-12-0	.29412	253	0-1-0		279	283	280	.41348	280	29	29					
TOTALS		RPI 1-25	RPI 26-50		W-L RECORDS		RPI 51-100		RPI 101-150		RPI 150+							
19-22-0		0-0-0	0-0-0		OVERALL		0-0-0		0-0-0		19-22-0							
9-7-0		0-0-0	0-0-0		HOME		0-0-0		0-0-0		9-7-0							
10-14-0		0-0-0	0-0-0		AWAY		0-0-0		0-0-0		10-14-0							
0-1-0		0-0-0	0-0-0		NEUTRAL		0-0-0		0-0-0		0-1-0							
5-12-0		0-0-0	0-0-0		NON-CONFERENCE		0-0-0		0-0-0		5-12-0							
2-2-0		0-0-0	0-0-0		HOME		0-0-0		0-0-0		2-2-0							
3-9-0		0-0-0	0-0-		AWAY		0-0-0		0-0-0		3-9-0							
0-1-0		0-0-0	0-0-0		NEUTRAL		0-0-0		0-0-0		0-1-0							
14-10-0		0-0-0	0-0-0		CONFERENCE		0-0-0		0-0-0		14-10-0							
7-5-0		0-0-0	0-0-0		HOME		0-0-0		0-0-0		7-5-0							
7-5-0		0-0-0	0-0-0		AWAY		0-0-0		0-0-0		7-5-0							
0-0-0		0-0-0	0-0-0		NEUTRAL		0-0-0		0-0-0		0-0-0							
RPI	S	Opponent	Score	RPI	S	Opponent	Score	RPI	S	Opponent	Score	RPI	S					
								164	A	Delaware	5	15						
								176	A	George Washington	6	9						
								176	H	George Washington	4	12						
								185	A	Navy	2	3						
								185	H	Navy	0	18						
								205	A	Charleston So.	9	2						
								205	A	Charleston So.	1	3						
								205	A	Charleston So.	2	3						
								236	A	The Citadel	7	1						
								236	A	The Citadel	0	4						
								236	A	The Citadel	5	6						
								240	A	Towson	6	7						
								240	H	Towson	8	1						
								248	N	Rider	2	4						
								249	A	Norfolk St.	3	1						
								249	A	Norfolk St.	5	4						
								249	A	Norfolk St.	6	4						
								249	A	Norfolk St.	4	2						
								249	A	Norfolk St.	0	5						
								249	A	Norfolk St.	1	3						
								249	H	Norfolk St.	2	3						
								249	H	Norfolk St.	4	6						
								249	H	Norfolk St.	19	3						
								277	A	La Salle	2	4						
								277	H	La Salle	4	2						
								287	A	UMES	2	3						
								287	A	UMES	2	0						
LAST 10 GAMES				LAST 10 GAMES				LAST 10 GAMES				LAST 10 GAMES						
				294	H	Coppin St.	9	11	249	A	Norfolk St.	0	5	249	H	Norfolk St.	19	3
				294	H	Coppin St.	12	8	176	H	George Washington	4	12	277	A	La Salle	2	4
				294	H	Coppin St.	8	4	287	H	UMES	9	0	277	H	La Salle	4	2
				249	A	Norfolk St.	6	4	287	H	UMES	7	4	287	A	UMES	2	3
				249	A	Norfolk St.	4	2	287	H	UMES	3	2	287	A	UMES	2	0

Non-Div. I Games:

Delaware St.

Delaware.

Delaware.

Delaware St.

L
a
s
a
l
l
e

La Salle

RPI	S	Opponent	Score	
244	A	Saint Joseph's	5	1
245	A	USC Upstate	3	6
245	A	USC Upstate	8	1
245	A	USC Upstate	3	7
247	A	Villanova	2	3
267	H	Massachusetts	0	3
267	H	Massachusetts	2	6
267	H	Massachusetts	4	3
276	A	Delaware St.	2	4
276	H	Delaware St.	4	2
283	A	Lehigh	4	13
283	A	Lehigh	2	1
291	H	Lafayette	9	13

La Salle

Average RPI Win: 214		WON-LOST	WINNING	LAST 10	STRENGTH OF		OPP. STRENGTH	TEAM	ADJ		CONF.	ADJ CONF.	
Average RPI Loss: 148		RECORD	PCT. RANK	GAMES	SCHEDULE		OF SCHEDULE	RPI	RPI		RPI	RPI	
DIV. I ONLY		10-34-1	.23333	289	0-2-1		210	190	278	.41449	278	13	13
DIV. I NON-CONF.		5-18-1	.22917	273	0-0-1		220	246	281	.41048	281	11	11
TOTALS		RPI 1-25	RPI 26-50		W-L RECORDS		RPI 51-100		RPI 101-150		RPI 150+		
10-34-1	0-1-0	0-0-0		OVERALL		1-11-0		1-2-0		8-20-1			
7-10-0	0-1-0	0-0-0		HOME		1-4-0		0-0-0		6-5-0			
3-24-1	0-0-0	0-0-0		AWAY		0-7-0		1-2-0		2-15-1			
0-0-0	0-0-0	0-0-0		NEUTRAL		0-0-0		0-0-0		0-0-0			
5-18-1	0-1-0	0-0-0		NON-CONFERENCE		1-2-0		0-0-0		4-15-1			
4-4-0	0-1-0	0-0-0		HOME		1-1-0		0-0-0		3-2-0			
1-14-1	0-0-0	0-0-		AWAY		0-1-0		0-0-0		1-13-1			
0-0-0	0-0-0	0-0-0		NEUTRAL		0-0-0		0-0-0		0-0-0			
5-16-0	0-0-0	0-0-0		CONFERENCE		0-9-0		1-2-0		4-5-0			
3-6-0	0-0-0	0-0-0		HOME		0-3-0		0-0-0		3-3-0			
2-10-0	0-0-0	0-0-0		AWAY		0-6-0		1-2-0		1-2-0			
0-0-0	0-0-0	0-0-0		NEUTRAL		0-0-0		0-0-0		0-0-0			
RPI S	Opponent	Score		RPI S	Opponent	Score		RPI S	Opponent	Score			
1 H	Oregon St.	3	4					51 A	San Diego	1	2		
								51 A	San Diego	2	3		
								51 A	San Diego	2	8		
								67 A	Saint Mary's (CA)	5	7		
								67 A	Saint Mary's (CA)	5	6		
								67 A	Saint Mary's (CA)	5	11		
								75 A	Oregon	1	6		
								75 H	Oregon	0	1		
								75 H	Oregon	3	2		
								78 H	Gonzaga	0	13		
								78 H	Gonzaga	4	7		
								78 H	Gonzaga	2	3		
								142 A	San Francisco	4	1		
								142 A	San Francisco	2	12		
								142 A	San Francisco	0	4		
								163 A	UC Irvine	1	3		
								163 A	UC Irvine	3	6		
								163 A	UC Irvine	3	5		
								167 A	CSUN	0	3		
								167 A	CSUN	0	6		
								167 A	CSUN	4	3		
								172 A	CSU Bakersfield	3	6		
								172 A	CSU Bakersfield	3	7		
								172 A	CSU Bakersfield	4	11		
								172 A	CSU Bakersfield	5	7		
								207 A	Air Force	10	11		
								207 A	Air Force	3	11		
								209 H	Pepperdine	8	14		
								209 H	Pepperdine	2	1		
								209 H	Pepperdine	6	12		
								226 H	Northwestern	4	6		
								226 H	Northwestern	5	2		
								226 H	Northwestern	5	9		
								234 A	UNLV	1	5		
								234 A	UNLV	1	4		
								243 A	Pacific	0	2		
								243 A	Pacific	1	3		
								243 A	Pacific	10	7		
								265 H	Santa Clara	7	5		
LAST 10 GAMES				274 A	Seattle U	10	10	234 A	UNLV	1	5		
				243 A	Pacific	0	2	78 H	Gonzaga	2	3		
				243 A	Pacific	1	3	78 H	Gonzaga	4	7		
				243 A	Pacific	10	7	78 H	Gonzaga	0	13		
				234 A	UNLV	1	4	75 H	Oregon	3	2		

Non-Div. I Games:

Portland

RPI	S	Opponent	Score	
265	H	Santa Clara	4	7
265	H	Santa Clara	3	2
274	A	Seattle U	10	10
274	H	Seattle U	5	3
274	H	Seattle U	6	3

Portland

P
o
r
t
l
a
n
d

P
o
r
t
l
a
n
d

Average RPI Win:	201	WON-LOST	WINNING	LAST 10	STRENGTH OF	OPP. STRENGTH	TEAM	ADJ	CONF.	ADJ CONF.	
Average RPI Loss:	165	RECORD	PCT. RANK	GAMES	SCHEDULE	OF SCHEDULE	RPI	RPI	RPI	RPI	
DIV. I ONLY	11-34-0	.24444	285	2-8-0	250	200	279	.41378	279	16	16
DIV. I NON-CONF.	9-20-0	.31034	249	1-1-0	254	227	262	.43445	262	12	12
TOTALS	RPI 1-25	RPI 26-50	W-L RECORDS		RPI 51-100	RPI 101-150		RPI 150+			
11-34-0	0-0-0	0-0-0	OVERALL		1-8-0	2-7-0		8-19-0			
4-10-0	0-0-0	0-0-0	HOME		0-0-0	1-1-0		3-9-0			
5-24-0	0-0-0	0-0-0	AWAY		1-8-0	1-6-0		3-10-0			
2-0-0	0-0-0	0-0-0	NEUTRAL		0-0-0	0-0-0		2-0-0			
9-20-0	0-0-0	0-0-0	NON-CONFERENCE		1-5-0	2-4-0		6-11-0			
4-4-0	0-0-0	0-0-0	HOME		0-0-0	1-1-0		3-3-0			
4-16-0	0-0-0	0-0-	AWAY		1-5-0	1-3-0		2-8-0			
1-0-0	0-0-0	0-0-0	NEUTRAL		0-0-0	0-0-0		1-0-0			
2-14-0	0-0-0	0-0-0	CONFERENCE		0-3-0	0-3-0		2-8-0			
0-6-0	0-0-0	0-0-0	HOME		0-0-0	0-0-0		0-6-0			
1-8-0	0-0-0	0-0-0	AWAY		0-3-0	0-3-0		1-2-0			
1-0-0	0-0-0	0-0-0	NEUTRAL		0-0-0	0-0-0		1-0-0			
RPI S	Opponent	Score	RPI S	Opponent	Score	RPI S	Opponent	Score	RPI S	Opponent	Score
						52 A	DBU	2 10	108 A	Xavier	7 5
						52 A	DBU	6 7	108 A	Xavier	2 3
						52 A	DBU	4 11	108 A	Xavier	8 9
						92 A	Memphis	11 12	120 A	Illinois	1 7
						92 A	Memphis	1 3	120 H	Illinois	5 6
						92 A	Memphis	4 5	138 A	Wichita St.	5 10
						93 A	Notre Dame	6 7	138 A	Wichita St.	7 12
						95 A	Tennessee Tech	3 4	138 A	Wichita St.	1 11
						95 A	Tennessee Tech	9 2	144 H	Saint Louis	2 1
									168 H	Indiana St.	4 15
									168 H	Indiana St.	3 4
									168 H	Indiana St.	6 9
									168 N	Indiana St.	17 7
									174 A	Austin Peay	4 9
									181 A	Bradley	3 13
									181 A	Bradley	9 4
									181 A	Bradley	6 8
									202 A	Lipscomb	1 3
									202 A	Lipscomb	8 10
									202 A	Lipscomb	3 8
									220 H	Valparaiso	3 4
									229 A	Miami (OH)	7 8
									229 A	Miami (OH)	6 8
									229 A	Miami (OH)	4 9
									232 H	Milwaukee	8 7
									251 A	Western Ky.	4 3
									251 A	Western Ky.	6 13
LAST 10 GAMES											
			168 H	Indiana St.	3 4	138 A	Wichita St.	5 10	229 A	Miami (OH)	6 8
			168 H	Indiana St.	4 15	138 A	Wichita St.	1 11	229 A	Miami (OH)	4 9
			168 H	Indiana St.	6 9	269 H	Western Ill.	1 4	232 H	Milwaukee	8 7
			232 H	Milwaukee	8 7	181 A	Bradley	6 8	251 A	Western Ky.	4 3
			138 A	Wichita St.	7 12	181 A	Bradley	9 4	251 A	Western Ky.	6 13

Non-Div. I Games: III. Wesleyan 7 5

Illinois St.

Illinois.

Il
li
li
i
n
o
i
s
s
t
.

Illinois St.

Average RPI Win:	285	WON-LOST		WINNING		LAST 10		STRENGTH OF		OPP. STRENGTH		TEAM		ADJ		CONF.		ADJ CONF.
Average RPI Loss:	182	RECORD		PCT. RANK		GAMES		SCHEDULE		OF SCHEDULE		RPI		RPI		RPI		RPI
DIV. I ONLY		18-28-0		.3913	231	5-3-0		290		288		280		.413	280	31		31
DIV. I NON-CONF.		1-16-0		.05882	298	0-2-0		143		101		285		.39694	285	31		31
TOTALS		RPI 1-25		RPI 26-50		W-L RECORDS		RPI 51-100		RPI 101-150		RPI 150+						
18-28-0		0-3-0		0-1-0		OVERALL		0-3-0		0-3-0		18-18-0						
8-5-0		0-0-0		0-0-0		HOME		0-0-0		0-0-0		8-5-0						
7-16-0		0-3-0		0-1-0		AWAY		0-3-0		0-2-0		7-7-0						
3-7-0		0-0-0		0-0-0		NEUTRAL		0-0-0		0-1-0		3-6-0						
1-16-0		0-3-0		0-1-0		NON-CONFERENCE		0-3-0		0-3-0		1-6-0						
0-1-0		0-0-0		0-0-0		HOME		0-0-0		0-0-0		0-1-0						
0-11-0		0-3-0		0-0-		AWAY		0-3-0		0-2-0		0-2-0						
1-4-0		0-0-0		0-0-0		NEUTRAL		0-0-0		0-1-0		1-3-0						
17-12-0		0-0-0		0-0-0		CONFERENCE		0-0-0		0-0-0		17-12-0						
8-4-0		0-0-0		0-0-0		HOME		0-0-0		0-0-0		8-4-0						
7-5-0		0-0-0		0-0-0		AWAY		0-0-0		0-0-0		7-5-0						
2-3-0		0-0-0		0-0-0		NEUTRAL		0-0-0		0-0-0		2-3-0						
RPI	S	Opponent	Score	RPI	S	Opponent	Score	RPI	S	Opponent	Score	RPI	S	Opponent	Score			
16	A	LSU	2 13	39	A	Louisiana Tech	1 15	52	A	DBU	0 3	118	A	Lamar University	2 11			
22	A	Oklahoma	2 11					52	A	DBU	0 15	131	N	New Orleans	1 10			
22	A	Oklahoma	2 10					52	A	DBU	6 7	145	A	SFA	2 9			
												151	N	Ill.-Chicago	3 9			
												170	A	Alabama	2 12			
												196	N	Alabama St.	3 4			
												196	N	Alabama St.	4 12			
												196	N	Alabama St.	4 16			
												242	A	La.-Monroe	1 7			
												242	H	La.-Monroe	3 4			
												253	N	LIU Brooklyn	3 7			
												272	N	Hofstra	8 7			
												273	A	Texas Southern	5 6			
												273	A	Texas Southern	11 12			
												273	A	Texas Southern	6 5			
												273	H	Texas Southern	13 3			
												273	H	Texas Southern	7 1			
												273	H	Texas Southern	7 11			
												275	N	Wagner	3 19			
												284	A	Ark.-Pine Bluff	2 8			
												284	A	Ark.-Pine Bluff	1 15			
												284	A	Ark.-Pine Bluff	4 3			
												284	H	Ark.-Pine Bluff	11 5			
												284	H	Ark.-Pine Bluff	8 14			
												284	H	Ark.-Pine Bluff	4 3			
												285	A	Prairie View	10 2			
												285	A	Prairie View	14 1			
Non-Div. I Games:	Texas Col.			17	0	Wiley	16	5	Jarvis Christian			13	3	Texas Col.			15	4
Grambling																		

RPI	S	Opponent	Score	
285	A	Prairie View	12	7
285	H	Prairie View	0	10
285	H	Prairie View	6	1
285	H	Prairie View	5	7
286	N	Alcorn	4	1
293	A	Southern U.	11	3
293	A	Southern U.	9	6
293	A	Southern U.	2	3
293	H	Southern U.	8	5
293	H	Southern U.	15	4
293	H	Southern U.	14	8
293	N	Southern U.	11	5

Grambling

G
r
a
m
b
l
i
n
g

G
r
a
m
b
l
i
n
g

Average RPI Win: 256		WON-LOST	WINNING	LAST 10	STRENGTH OF		OPP. STRENGTH	TEAM	ADJ		CONF.	ADJ CONF.			
Average RPI Loss: 177		RECORD	PCT. RANK	GAMES	SCHEDULE		OF SCHEDULE	RPI	RPI		RPI	RPI			
DIV. I ONLY		12-33-0	.26667	280	5-5-0		251	270	281		.40858	281			
DIV. I NON-CONF.		3-20-0	.13043	291	1-2-0		124	173	274		.42679	274			
TOTALS		RPI 1-25	RPI 26-50		W-L RECORDS		RPI 51-100		RPI 101-150		RPI 150+				
12-33-0		0-3-0	0-2-0		OVERALL		1-4-0		0-4-0		11-20-0				
4-16-0		0-0-0	0-1-0		HOME		0-0-0		0-3-0		4-12-0				
8-16-0		0-3-0	0-1-0		AWAY		1-3-0		0-1-0		7-8-0				
0-1-0		0-0-0	0-0-0		NEUTRAL		0-1-0		0-0-0		0-0-0				
3-20-0		0-3-0	0-2-0		NON-CONFERENCE		1-4-0		0-1-0		2-10-0				
0-5-0		0-0-0	0-1-0		HOME		0-0-0		0-0-0		0-4-0				
3-14-0		0-3-0	0-0-		AWAY		1-3-0		0-1-0		2-6-0				
0-1-0		0-0-0	0-0-0		NEUTRAL		0-1-0		0-0-0		0-0-0				
9-13-0		0-0-0	0-0-0		CONFERENCE		0-0-0		0-3-0		9-10-0				
4-11-0		0-0-0	0-0-0		HOME		0-0-0		0-3-0		4-8-0				
5-2-0		0-0-0	0-0-0		AWAY		0-0-0		0-0-0		5-2-0				
0-0-0		0-0-0	0-0-0		NEUTRAL		0-0-0		0-0-0		0-0-0				
RPI S	Opponent	Score		RPI S	Opponent	Score		RPI S	Opponent	Score		RPI S	Opponent	Score	
5 A	Louisville	2	7	41 A	Nebraska	2	13	61 A	Kansas	5	6	102 H	Oral Roberts	1	12
5 A	Louisville	0	6	41 H	Nebraska	1	3	61 A	Kansas	1	11	102 H	Oral Roberts	0	12
5 A	Louisville	0	10					67 N	Saint Mary's (CA)	3	9	102 H	Oral Roberts	3	7
								99 A	Kansas St.	1	10	138 A	Wichita St.	0	8
								99 A	Kansas St.	5	2	152 H	Creighton	5	7
												207 A	Air Force	5	24
												207 A	Air Force	17	16
												207 H	Air Force	0	1
												234 A	UNLV	1	15
												234 A	UNLV	8	2
												234 A	UNLV	3	20
												250 H	South Dakota St.	0	15
												250 H	South Dakota St.	2	5
												250 H	South Dakota St.	4	13
												261 A	North Dakota St.	2	10
												261 A	North Dakota St.	3	1
												261 A	North Dakota St.	6	3
												261 H	North Dakota St.	1	6
												261 H	North Dakota St.	10	0
												261 H	North Dakota St.	0	1
												268 H	Northern Colo.	4	9
												268 H	Northern Colo.	3	7
												269 A	Western Ill.	1	3
												269 H	Western Ill.	4	2
												269 H	Western Ill.	10	11
												269 H	Western Ill.	4	14
												270 A	Incarnate Word	6	9
LAST 10 GAMES				152 H	Creighton	5	7	41 A	Nebraska	2	13	269 A	Western Ill.	1	3
				296 H	Fort Wayne	7	14	261 A	North Dakota St.	6	3	269 H	Western Ill.	4	2
				296 H	Fort Wayne	19	0	261 A	North Dakota St.	2	10	269 H	Western Ill.	10	11
				296 H	Fort Wayne	7	6	261 A	North Dakota St.	3	1	269 H	Western Ill.	4	14
				269 A	Western Ill.	1	3	207 A	Air Force	17	16	270 A	Incarnate Word	6	9

Non-Div. I Games:

Omaha

RPI	S	Opponent	Score	
270	A	Incarnate Word	11	12
270	A	Incarnate Word	0	3
296	A	Fort Wayne	9	8
296	A	Fort Wayne	14	1
296	A	Fort Wayne	4	1
296	H	Fort Wayne	7	14
296	H	Fort Wayne	7	6
296	H	Fort Wayne	19	0

Omaha

Average RPI Win:	236	WON-LOST RECORD	WINNING PCT. RANK	LAST 10 GAMES		STRENGTH OF SCHEDULE	OPP. STRENGTH OF SCHEDULE	TEAM RPI	ADJ RPI	CONF. RPI	ADJ CONF. RPI	
Average RPI Loss:	200											
DIV. I ONLY		11-35-0	.23913	287	2-8-0	243	274	282	.40153	282	25	25
DIV. I NON-CONF.		4-24-0	.14286	287	0-4-0	257	291	290	.37664	290	26	26
<hr/>												
TOTALS	RPI 1-25		RPI 26-50		W-L RECORDS		RPI 51-100		RPI 101-150		RPI 150+	
11-35-0	0-0-0		0-0-0		OVERALL		0-2-0		1-4-0		10-29-0	
3-14-0	0-0-0		0-0-0		HOME		0-0-0		1-2-0		2-12-0	
5-14-0	0-0-0		0-0-0		AWAY		0-2-0		0-0-0		5-12-0	
3-7-0	0-0-0		0-0-0		NEUTRAL		0-0-0		0-2-0		3-5-0	
<hr/>												
4-24-0	0-0-0		0-0-0		NON-CONFERENCE		0-2-0		0-2-0		4-20-0	
0-8-0	0-0-0		0-0-0		HOME		0-0-0		0-0-0		0-8-0	
1-9-0	0-0-0		0-0-		AWAY		0-2-0		0-0-0		1-7-0	
3-7-0	0-0-0		0-0-0		NEUTRAL		0-0-0		0-2-0		3-5-0	
<hr/>												
7-11-0	0-0-0		0-0-0		CONFERENCE		0-0-0		1-2-0		6-9-0	
3-6-0	0-0-0		0-0-0		HOME		0-0-0		1-2-0		2-4-0	
4-5-0	0-0-0		0-0-0		AWAY		0-0-0		0-0-0		4-5-0	
0-0-0	0-0-0		0-0-0		NEUTRAL		0-0-0		0-0-0		0-0-0	
<hr/>												
RPI	S	Opponent	Score	RPI	S	Opponent	Score	RPI	S	Opponent	Score	
						71 A Missouri	6 7			136 H Grand Canyon	3 4	
						93 A Notre Dame	4 7			136 H Grand Canyon	2 12	
										136 H Grand Canyon	6 4	
										139 N Ball St.	6 8	
										143 N Canisius	1 8	
										151 A Ill.-Chicago	0 7	
										151 A Ill.-Chicago	0 8	
										151 H Ill.-Chicago	3 4	
										154 H Butler	2 6	
										172 H CSU Bakersfield	8 4	
										172 H CSU Bakersfield	0 3	
										172 H CSU Bakersfield	1 12	
										193 H Eastern Ill.	2 6	
										194 N Georgetown	0 11	
										195 N Northeastern	7 10	
										204 H Eastern Mich.	2 5	
										204 H Eastern Mich.	6 10	
										220 A Valparaiso	3 10	
										220 H Valparaiso	1 13	
										226 A Northwestern	0 2	
										227 N Jackson St.	7 9	
										230 A Eastern Ky.	24 10	
										230 A Eastern Ky.	3 10	
										230 A Eastern Ky.	9 15	
										231 H Sacramento St.	3 10	
										231 H Sacramento St.	6 2	
										231 H Sacramento St.	0 7	
					</							

Non-Div. I Games:

Chicago St.

C
h
i
c
a
g
o
s
t
.

Chicago, Ill. :

Chicago St.

[illegible]

Non-Div. I Games:

Lehigh

RPI	S	Opponent	Score
256	H	Iona	7 5
261	N	North Dakota St.	4 0
266	N	Manhattan	0 16
277	H	La Salle	13 4
277	H	La Salle	1 2
287	H	UMES	12 6
287	H	UMES	10 4
289	N	Fairleigh Dickinson	16 8
290	H	NJIT	11 6
290	H	NJIT	2 1
290	H	NJIT	8 4
290	H	NJIT	15 4
291	A	Lafayette	3 2
291	A	Lafayette	9 1
291	A	Lafayette	12 2
291	A	Lafayette	5 1
294	A	Coppin St.	18 9
298	A	NYIT	4 6
299	A	Saint Peter's	15 5
299	H	Saint Peter's	10 3

Lehigh

[illegible]

Non-Div. I Games:

Ark.-Pine Bluff

RPI	S	Opponent	Score	
285	H	Prairie View	4	9
285	H	Prairie View	10	5
293	A	Southern U.	6	4
293	A	Southern U.	2	4
293	A	Southern U.	5	9
293	H	Southern U.	3	7
293	H	Southern U.	9	8
293	H	Southern U.	2	3
295	A	Alabama A&M	4	1
295	A	Alabama A&M	5	4
295	A	Alabama A&M	9	5

Ark.-Pine Bluff

A
r
k
.
-
P
i
n
e
B
l
u
f
f

A
r
k
.
-
P
i
n
e
B
l
u
f
f

Average RPI Win: 262		WON-LOST	WINNING	LAST 10	STRENGTH OF		OPP. STRENGTH	TEAM	ADJ	CONF.	ADJ CONF.
Average RPI Loss: 197		RECORD	PCT. RANK	GAMES	SCHEDULE		OF SCHEDULE	RPI	RPI	RPI	RPI
DIV. I ONLY		13-34-0	.2766	278	278		293	284	.39286	285	31
DIV. I NON-CONF.		2-20-0	.09091	296	66		192	275	.42001	278	31
TOTALS		RPI 1-25	RPI 26-50		W-L RECORDS		RPI 51-100		RPI 101-150		RPI 150+
13-34-0		0-2-0	0-5-0		OVERALL		0-1-0		1-2-0		12-24-0
5-9-0		0-0-0	0-0-0		HOME		0-0-0		0-0-0		5-9-0
7-23-0		0-2-0	0-5-0		AWAY		0-1-0		1-2-0		6-13-0
1-2-0		0-0-0	0-0-0		NEUTRAL		0-0-0		0-0-0		1-2-0
2-20-0		0-2-0	0-5-0		NON-CONFERENCE		0-1-0		1-2-0		1-10-0
0-2-0		0-0-0	0-0-0		HOME		0-0-0		0-0-0		0-2-0
1-17-0		0-2-0	0-0-		AWAY		0-1-0		1-2-0		0-7-0
1-1-0		0-0-0	0-0-0		NEUTRAL		0-0-0		0-0-0		1-1-0
11-14-0		0-0-0	0-0-0		CONFERENCE		0-0-0		0-0-0		11-14-0
5-7-0		0-0-0	0-0-0		HOME		0-0-0		0-0-0		5-7-0
6-6-0		0-0-0	0-0-0		AWAY		0-0-0		0-0-0		6-6-0
0-1-0		0-0-0	0-0-0		NEUTRAL		0-0-0		0-0-0		0-1-0
RPI S	Opponent	Score	RPI S	Opponent	Score	RPI S	Opponent	Score	RPI S	Opponent	Score
19 A	Baylor	1 18	29 A	Houston	0 8	52 A	DBU	0 10	103 A	UTSA	6 5
19 A	Baylor	2 15	33 A	Texas A&M	2 9				118 A	Lamar University	7 15
			45 A	McNeese	2 7				131 A	New Orleans	0 14
			45 A	McNeese	7 16				151 N	Ill.-Chicago	1 6
			45 A	McNeese	9 12				151 N	Ill.-Chicago	5 4
									187 A	Texas St.	1 10
									191 H	A&M-Corpus Christi	5 11
									228 A	Northwestern St.	1 16
									238 A	UTRGV	3 10
									238 A	UTRGV	0 4
									238 A	UTRGV	1 6
									238 A	UTRGV	0 11
									270 A	Incarnate Word	1 11
									270 H	Incarnate Word	4 17
									273 A	Texas Southern	0 3
									273 A	Texas Southern	4 8
									273 A	Texas Southern	6 8
									273 H	Texas Southern	3 2
									273 H	Texas Southern	4 6
									273 H	Texas Southern	0 8
									280 A	Grambling	1 6
									280 A	Grambling	10 0
									280 A	Grambling	7 5
									280 H	Grambling	1 14
									280 H	Grambling	2 10
									280 H	Grambling	7 12
									284 A	Ark.-Pine Bluff	12 9
									270 H	Incarnate Word	4 17
									284 A	Ark.-Pine Bluff	12 9
Non-Div. I Games:	Jarvis Christian	2 5	Huston-Tillotson	12 11	Huston-Tillotson	9 0	Arlington Baptist	4 1	Prairie View		
	Jarvis Christian	8 7	Arlington Baptist	4 3							

RPI	S	Opponent	Score	
284	A	Ark.-Pine Bluff	5	10
284	A	Ark.-Pine Bluff	9	4
284	H	Ark.-Pine Bluff	6	7
284	H	Ark.-Pine Bluff	10	13
284	H	Ark.-Pine Bluff	8	3
286	N	Alcorn	3	11
293	A	Southern U.	8	6
293	A	Southern U.	14	6
293	A	Southern U.	5	6
293	H	Southern U.	3	1
293	H	Southern U.	15	13
293	H	Southern U.	3	1

Prairie View

P
r
a
i
r
i
e
V
i
e
w

P
r
a
i
r
i
e
V
i
e
w

Average RPI Win: 255		WON-LOST RECORD		WINNING PCT. RANK		LAST 10 GAMES		STRENGTH OF SCHEDULE		OPP. STRENGTH OF SCHEDULE		TEAM RPI		ADJ RPI		CONF. RPI		ADJ CONF. RPI	
DIV. I ONLY		11-31-0		.2619 281		2-8-0		275		286		286		.38928 286		31		31	
DIV. I NON-CONF.		2-13-0		.13333 289		0-1-0		34		121		263		.4334 263		31		31	
TOTALS		RPI 1-25		RPI 26-50		W-L RECORDS		RPI 51-100		RPI 101-150		RPI 150+							
11-31-0		0-2-0		0-1-0		OVERALL		0-1-0		0-3-0		11-24-0							
5-12-0		0-0-0		0-0-0		HOME		0-0-0		0-0-0		5-12-0							
3-18-0		0-2-0		0-1-0		AWAY		0-1-0		0-3-0		3-11-0							
3-1-0		0-0-0		0-0-0		NEUTRAL		0-0-0		0-0-0		3-1-0							
2-13-0		0-2-0		0-1-0		NON-CONFERENCE		0-1-0		0-3-0		2-6-0							
2-3-0		0-0-0		0-0-0		HOME		0-0-0		0-0-0		2-3-0							
0-10-0		0-2-0		0-0-		AWAY		0-1-0		0-3-0		0-3-0							
0-0-0		0-0-0		0-0-0		NEUTRAL		0-0-0		0-0-0		0-0-0							
9-18-0		0-0-0		0-0-0		CONFERENCE		0-0-0		0-0-0		9-18-0							
3-9-0		0-0-0		0-0-0		HOME		0-0-0		0-0-0		3-9-0							
3-8-0		0-0-0		0-0-0		AWAY		0-0-0		0-0-0		3-8-0							
3-1-0		0-0-0		0-0-0		NEUTRAL		0-0-0		0-0-0		3-1-0							
RPI	S	Opponent		Score		RPI	S	Opponent		Score		RPI	S	Opponent		Score			
14	A	Arkansas		3	11	34	A	Southeastern La.		3	21	92	A	Memphis		7	18		
14	A	Arkansas		2	3							131	A	New Orleans		6	7		
												131	A	New Orleans		0	14		
												131	A	New Orleans		0	10		
												154	H	Butler		13	8		
												154	H	Butler		5	1		
												154	H	Butler		0	5		
												154	H	Butler		2	3		
												155	A	Nicholls St.		6	7		
												155	A	Nicholls St.		5	13		
												170	A	Alabama		1	18		
												180	H	Murray St.		8	11		
												196	A	Alabama St.		0	10		
												196	A	Alabama St.		4	6		
												196	A	Alabama St.		4	9		
												196	H	Alabama St.		3	8		
												196	H	Alabama St.		3	12		
												196	H	Alabama St.		2	10		
												227	A	Jackson St.		4	16		
												227	A	Jackson St.		6	11		
												227	H	Jackson St.		2	13		
												227	H	Jackson St.		9	6		
												227	H	Jackson St.		4	9		
												227	N	Jackson St.		5	4		
												280	N	Grambling		1	4		
												285	N	Prairie View		11	3		
												292	A	Mississippi Val.		11	3		
												292	A	Mississippi Val.		3	5		
LAST 10 GAMES				196 H Alabama St.				2	10	295 A Alabama A&M				6	8	227 N Jackson St.			
				196 H Alabama St.				3	12	34 A Southeastern La.				3	21	280 N Grambling			
				196 H Alabama St.				3	8	227 H Jackson St.				4	9	285 N Prairie View			
				295 A Alabama A&M				12	1	227 H Jackson St.				9	6	292 A Mississippi Val.			
				295 A Alabama A&M				1	12	227 H Jackson St.				2	13	292 A Mississippi Val.			

Non-Div. I Games:

Alcorn

RPI	S	Opponent	Score	
292	A	Mississippi Val.	13	0
292	H	Mississippi Val.	3	2
292	H	Mississippi Val.	1	5
292	H	Mississippi Val.	4	3
293	N	Southern U.	6	5
295	A	Alabama A&M	6	8
295	A	Alabama A&M	1	12
295	A	Alabama A&M	12	1
295	H	Alabama A&M	10	13
295	H	Alabama A&M	0	4
295	H	Alabama A&M	0	7

Alcorn

A
l
c
o
r
n

A
l
c
o
r
n

Average RPI Win:	273	WON-LOST RECORD	WINNING PCT. RANK	LAST 10 GAMES	STRENGTH OF SCHEDULE	OPP. STRENGTH OF SCHEDULE	TEAM RPI	ADJ RPI	CONF. RPI	ADJ CONF. RPI			
DIV. I ONLY		12-38-0	.24	286	4-6-0	262	299	287	.38552	287	27	27	
DIV. I NON-CONF.		3-19-0	.13636	288	0-4-0	147	297	286	.39446	286	29	29	
<hr/>													
TOTALS	RPI 1-25	RPI 26-50		W-L RECORDS		RPI 51-100		RPI 101-150		RPI 150+			
12-38-0	0-0-0	0-3-0		OVERALL		0-0-0		0-6-0		12-29-0			
8-9-0	0-0-0	0-0-0		HOME		0-0-0		0-0-0		8-9-0			
4-29-0	0-0-0	0-3-0		AWAY		0-0-0		0-6-0		4-19-0			
0-0-0	0-0-0	0-0-0		NEUTRAL		0-0-0		0-0-0		0-0-0			
3-19-0	0-0-0	0-3-0		NON-CONFERENCE		0-0-0		0-6-0		3-10-0			
3-2-0	0-0-0	0-0-0		HOME		0-0-0		0-0-0		3-2-0			
0-17-0	0-0-0	0-0-		AWAY		0-0-0		0-6-0		0-8-0			
0-0-0	0-0-0	0-0-0		NEUTRAL		0-0-0		0-0-0		0-0-0			
9-19-0	0-0-0	0-0-0		CONFERENCE		0-0-0		0-0-0		9-19-0			
5-7-0	0-0-0	0-0-0		HOME		0-0-0		0-0-0		5-7-0			
4-12-0	0-0-0	0-0-0		AWAY		0-0-0		0-0-0		4-12-0			
0-0-0	0-0-0	0-0-0		NEUTRAL		0-0-0		0-0-0		0-0-0			
RPI	S	Opponent	Score	RPI	S	Opponent	Score	RPI	S	Opponent	Score		
				50	A	Mercer	2 13			112	A	Pittsburgh	4 9
				50	A	Mercer	4 8			112	A	Pittsburgh	1 20
				50	A	Mercer	0 15			121	A	Duke	3 10
										134	A	UNCG	3 11
										134	A	UNCG	2 4
										134	A	UNCG	4 18
										176	A	George Washington	4 10
										185	A	Navy	5 17
										185	H	Navy	5 13
										192	A	N.C. A&T	4 11
										192	A	N.C. A&T	9 17
										192	A	N.C. A&T	5 19
										194	A	Georgetown	5 8
										240	A	Towson	3 4
										240	H	Towson	10 4
										249	A	Norfolk St.	1 11
										249	A	Norfolk St.	3 5
										249	A	Norfolk St.	2 8
										249	H	Norfolk St.	3 2
										249	H	Norfolk St.	6 5
										249	H	Norfolk St.	1 2
										249	H	Norfolk St.	9 11
										249	H	Norfolk St.	1 7
										249	H	Norfolk St.	4 10
										252	A	N.C. Central	0 6
										256	H	Iona	0 2
										256	H	Iona	4 3
<hr/>													
LAST 10 GAMES													
				194	A	Georgetown	5 8			112	A	Pittsburgh	1 20
				240	A	Towson	3 4			112	A	Pittsburgh	4 9
				249	H	Norfolk St.	3 2			294	A	Coppin St.	6 7
				249	H	Norfolk St.	6 5			294	A	Coppin St.	5 3
				249	H	Norfolk St.	1 2			294	A	Coppin St.	15 12

Non-Div. I Games:

UMES

RPI	S	Opponent	Score	
256	H	Iona	6	1
276	A	Delaware St.	2	3
276	A	Delaware St.	0	9
276	A	Delaware St.	4	7
276	H	Delaware St.	3	2
276	H	Delaware St.	8	1
276	H	Delaware St.	0	2
283	A	Lehigh	4	10
283	A	Lehigh	6	12
294	A	Coppin St.	6	7
294	A	Coppin St.	5	3
294	A	Coppin St.	15	12
294	A	Coppin St.	7	4
294	A	Coppin St.	0	1
294	A	Coppin St.	4	3
294	H	Coppin St.	2	4
294	H	Coppin St.	3	7
294	H	Coppin St.	6	3
297	A	Mt. St. Mary's	1	2
297	A	Mt. St. Mary's	0	2

U
M
E
S

U
M
E
S

S
a
v
a
n
n
a
h
s
t
.

Savannah St.

S
a
v
a
n
n
a
h
s
t
.

S
a
v
a
n
n
a
h
s
t
.

Savannah St.

Average RPI Win:	288	WON-LOST	WINNING	LAST 10	STRENGTH OF	OPP. STRENGTH	TEAM	ADJ	CONF.	ADJ CONF.			
Average RPI Loss:	192	RECORD	PCT. RANK	GAMES	SCHEDULE	OF SCHEDULE	RPI	RPI	RPI	RPI			
DIV. I ONLY	12-26-0	.31579	268	2-8-0	295	291	289	.38397	289	30	29		
DIV. I NON-CONF.	4-16-0	.2	279	1-2-0	293	293	294	.36651	294	27	27		
TOTALS	RPI 1-25	RPI 26-50	W-L RECORDS		RPI 51-100	RPI 101-150		RPI 150+					
12-26-0	0-0-0	0-2-0	OVERALL		0-0-0	0-11-0		12-13-0					
8-4-0	0-0-0	0-0-0	HOME		0-0-0	0-0-0		8-4-0					
4-20-0	0-0-0	0-2-0	AWAY		0-0-0	0-11-0		4-7-0					
0-2-0	0-0-0	0-0-0	NEUTRAL		0-0-0	0-0-0		0-2-0					
4-16-0	0-0-0	0-2-0	NON-CONFERENCE		0-0-0	0-7-0		4-7-0					
3-2-0	0-0-0	0-0-0	HOME		0-0-0	0-0-0		3-2-0					
1-12-0	0-0-0	0-0-	AWAY		0-0-0	0-7-0		1-3-0					
0-2-0	0-0-0	0-0-0	NEUTRAL		0-0-0	0-0-0		0-2-0					
8-10-0	0-0-0	0-0-0	CONFERENCE		0-0-0	0-4-0		8-6-0					
5-2-0	0-0-0	0-0-0	HOME		0-0-0	0-0-0		5-2-0					
3-8-0	0-0-0	0-0-0	AWAY		0-0-0	0-4-0		3-4-0					
0-0-0	0-0-0	0-0-0	NEUTRAL		0-0-0	0-0-0		0-0-0					
RPI S	Opponent	Score	RPI S	Opponent	Score	RPI S	Opponent	Score	RPI S	Opponent	Score		
			31 A	St. John's (NY)	8 15				108 A	Xavier	3 15		
			31 A	St. John's (NY)	0 9				108 A	Xavier	9 22		
									108 A	Xavier	5 8		
									144 A	Saint Louis	2 5		
									144 A	Saint Louis	5 7		
									144 A	Saint Louis	0 8		
									146 A	Bryant	3 11		
									146 A	Bryant	0 11		
									146 A	Bryant	6 7		
									146 A	Bryant	5 15		
									148 A	Davidson	2 5		
									165 N	UMass Lowell	9 12		
									257 H	Siena	7 9		
									258 A	Sacred Heart	9 15		
									258 A	Sacred Heart	5 6		
									258 A	Sacred Heart	13 8		
									258 A	Sacred Heart	5 6		
									275 A	Wagner	7 5		
									275 A	Wagner	4 2		
									275 A	Wagner	0 3		
									275 H	Wagner	10 8		
									275 H	Wagner	3 6		
									275 H	Wagner	4 5		
									276 H	Delaware St.	7 8		
									283 N	Lehigh	8 16		
									288 A	Savannah St.	9 10		
									288 A	Savannah St.	4 6		
LAST 10 GAMES													
			275 H	Wagner	3 6		146 A	Bryant	0 11		275 H	Wagner	4 5
			275 H	Wagner	10 8		146 A	Bryant	3 11		276 H	Delaware St.	7 8
			275 H	Wagner	4 5		146 A	Bryant	5 15		283 N	Lehigh	8 16
			299 A	Saint Peter's	25 10		31 A	St. John's (NY)	8 15		288 A	Savannah St.	9 10
			146 A	Bryant	6 7		31 A	St. John's (NY)	0 9		288 A	Savannah St.	4 6

Non-Div. I Games:

Fairleigh Dickinson

RPI	S	Opponent	Score	
288	A	Savannah St.	2	3
290	H	NJIT	14	7
291	H	Lafayette	10	9
297	H	Mt. St. Mary's	5	2
297	H	Mt. St. Mary's	6	5
297	H	Mt. St. Mary's	4	1
297	H	Mt. St. Mary's	15	2
299	A	Saint Peter's	25	10
299	H	Saint Peter's	13	6

Fairleigh Dickinson

F
a
i
r
l
e
i
g
h
D
i
c
k
i
n
s
o
n

F
a
i
r
l
e
i
g
h
D
i
c
k
i
n
s
o
n

Average RPI Win: 239		WON-LOST	WINNING	LAST 10	STRENGTH OF	OPP. STRENGTH	TEAM	ADJ	CONF.	ADJ CONF.					
Average RPI Loss: 188		RECORD	PCT. RANK	GAMES	SCHEDULE	OF SCHEDULE	RPI	RPI	RPI	RPI					
DIV. I ONLY		7-36-0	.16279	294	3-7-0	262	272	290	.37735	290	20	20			
DIV. I NON-CONF.		7-21-0	.25	267	3-2-0	297	299	293	.37229	293	21	21			
TOTALS		RPI 1-25	RPI 26-50		W-L RECORDS		RPI 51-100		RPI 101-150		RPI 150+				
7-36-0	0-0-0		0-0-0		OVERALL		0-9-0		1-3-0		6-24-0				
3-10-0	0-0-0		0-0-0		HOME		0-6-0		0-0-0		3-4-0				
3-24-0	0-0-0		0-0-0		AWAY		0-3-0		1-2-0		2-19-0				
1-2-0	0-0-0		0-0-0		NEUTRAL		0-0-0		0-1-0		1-1-0				
7-21-0	0-0-0		0-0-0		NON-CONFERENCE		0-0-0		1-3-0		6-18-0				
3-1-0	0-0-0		0-0-0		HOME		0-0-0		0-0-0		3-1-0				
3-18-0	0-0-0		0-0-		AWAY		0-0-0		1-2-0		2-16-0				
1-2-0	0-0-0		0-0-0		NEUTRAL		0-0-0		0-1-0		1-1-0				
0-15-0	0-0-0		0-0-0		CONFERENCE		0-9-0		0-0-0		0-6-0				
0-9-0	0-0-0		0-0-0		HOME		0-6-0		0-0-0		0-3-0				
0-6-0	0-0-0		0-0-0		AWAY		0-3-0		0-0-0		0-3-0				
0-0-0	0-0-0		0-0-0		NEUTRAL		0-0-0		0-0-0		0-0-0				
RPI	S	Opponent	Score	RPI	S	Opponent	Score	RPI	S	Opponent	Score	RPI	S	Opponent	Score
						69 H FGCU	1 20			122 A High Point	5 6				
						69 H FGCU	5 7			122 A High Point	0 11				
						69 H FGCU	6 10			122 A High Point	4 2				
						89 H Jacksonville	3 4			143 N Canisius	1 6				
						89 H Jacksonville	11 13			159 H Fairfield	13 12				
						89 H Jacksonville	3 5			169 A Stetson	2 13				
						98 A North Florida	3 6			169 A Stetson	2 3				
						98 A North Florida	8 13			169 A Stetson	2 4				
						98 A North Florida	1 16			176 A George Washington	2 6				
										176 A George Washington	1 4				
										176 A George Washington	2 8				
										202 H Lipscomb	2 11				
										202 H Lipscomb	3 8				
										202 H Lipscomb	10 15				
										215 A James Madison	11 5				
										215 A James Madison	8 9				
										215 A James Madison	6 20				
										215 A James Madison	2 14				
										248 A Rider	1 8				
										252 A N.C. Central	1 10				
										252 A N.C. Central	3 4				
										252 A N.C. Central	3 7				

Non-Div. I Games:

NJIT

RPI	S	Opponent	Score	
289	A	Fairleigh Dickinson	7	14
296	N	Fort Wayne	3	5
298	A	NYIT	3	4
298	A	NYIT	4	0
298	H	NYIT	6	2
298	H	NYIT	7	10
299	H	Saint Peter's	17	1

L
a
f
a
y
e
t
t
e

Lafayette

RPI	S	Opponent	Score	
233	H	Army West Point	9	10
233	H	Army West Point	5	10
233	H	Army West Point	10	6
233	H	Army West Point	4	5
244	A	Saint Joseph's	1	11
246	A	Bucknell	5	6
246	A	Bucknell	10	11
246	A	Bucknell	5	8
246	A	Bucknell	1	4
248	A	Rider	0	2
270	A	Incarnate Word	5	6
270	N	Incarnate Word	3	4
277	A	La Salle	13	9
283	H	Lehigh	1	5
283	H	Lehigh	1	9
283	H	Lehigh	2	3
283	H	Lehigh	2	12
289	A	Fairleigh Dickinson	9	10
294	N	Coppin St.	1	3
294	N	Coppin St.	6	5

Lafayette

L
a
f
a
y
e
t
t
e

L
a
f
a
y
e
t
t
e

Average RPI Win: 264		WON-LOST	WINNING	LAST 10	STRENGTH OF		OPP. STRENGTH	TEAM	ADJ		CONF.	ADJ CONF.						
Average RPI Loss: 219		RECORD	PCT. RANK	GAMES	SCHEDULE		OF SCHEDULE	RPI	RPI		RPI	RPI						
DIV. I ONLY		7-32-0	.17949	293	1-9-0		283	296	292	.36376	292	31	31					
DIV. I NON-CONF.		1-14-0	.06667	297	0-5-0		178	285	289	.38093	289	31	31					
TOTALS		RPI 1-25	RPI 26-50		W-L RECORDS		RPI 51-100		RPI 101-150		RPI 150+							
7-32-0		0-1-0	0-0-0		OVERALL		0-1-0		0-2-0		7-28-0							
2-14-0		0-0-0	0-0-0		HOME		0-0-0		0-0-0		2-14-0							
5-18-0		0-1-0	0-0-0		AWAY		0-1-0		0-2-0		5-14-0							
0-0-0		0-0-0	0-0-0		NEUTRAL		0-0-0		0-0-0		0-0-0							
1-14-0		0-1-0	0-0-0		NON-CONFERENCE		0-1-0		0-2-0		1-10-0							
0-4-0		0-0-0	0-0-0		HOME		0-0-0		0-0-0		0-4-0							
1-10-0		0-1-0	0-0-		AWAY		0-1-0		0-2-0		1-6-0							
0-0-0		0-0-0	0-0-0		NEUTRAL		0-0-0		0-0-0		0-0-0							
6-18-0		0-0-0	0-0-0		CONFERENCE		0-0-0		0-0-0		6-18-0							
2-10-0		0-0-0	0-0-0		HOME		0-0-0		0-0-0		2-10-0							
4-8-0		0-0-0	0-0-0		AWAY		0-0-0		0-0-0		4-8-0							
0-0-0		0-0-0	0-0-0		NEUTRAL		0-0-0		0-0-0		0-0-0							
RPI S	Opponent	Score		RPI S	Opponent	Score		RPI S	Opponent	Score		RPI S	Opponent	Score				
12 A	Mississippi St.	0	5					92 A	Memphis	4	13	135 A	Central Ark.	2	9			
												145 A	SFA	2	8			
												155 A	Nicholls St.	3	4			
												196 A	Alabama St.	5	10			
												196 A	Alabama St.	3	12			
												196 A	Alabama St.	7	2			
												196 H	Alabama St.	2	14			
												196 H	Alabama St.	5	7			
												196 H	Alabama St.	6	7			
												197 A	Arkansas St.	10	9			
												202 A	Lipscomb	3	9			
												202 A	Lipscomb	3	9			
												202 A	Lipscomb	1	11			
												227 A	Jackson St.	2	9			
												227 A	Jackson St.	6	13			
												227 A	Jackson St.	8	9			
												227 H	Jackson St.	0	6			
												227 H	Jackson St.	2	3			
												227 H	Jackson St.	3	5			
												228 A	Northwestern St.	1	11			
												228 A	Northwestern St.	0	14			
					LAST 10 GAMES							261 H	North Dakota St.	3	9			
					202 A	Lipscomb	3	9		196 A	Alabama St.	3	12		261 H	North Dakota St.	4	10
					202 A	Lipscomb	3	9		228 A	Northwestern St.	0	14		261 H	North Dakota St.	6	9
					202 A	Lipscomb	1	11		228 A	Northwestern St.	1	11		261 H	North Dakota St.	4	7
					196 A	Alabama St.	7	2		295 H	Alabama A&M	1	3		286 A	Alcorn	5	1
					196 A	Alabama St.	5	10		295 H	Alabama A&M	0	1		286 A	Alcorn	3	4

Non-Div. I Games: Delta St. 1 8 Delta St. 4 15

Mississippi Val.

RPI	S	Opponent	Score	
286	A	Alcorn	2	3
286	H	Alcorn	0	13
286	H	Alcorn	3	11
286	H	Alcorn	5	3
295	A	Alabama A&M	4	3
295	A	Alabama A&M	6	4
295	A	Alabama A&M	6	9
295	H	Alabama A&M	0	1
295	H	Alabama A&M	5	3
295	H	Alabama A&M	1	3

Mississippi Val.

M
i
s
s
i
s
s
i
p
p
i
V
a
l
.

M
i
s
s
i
s
s
i
p
p
i
V
a
l
.

Average RPI Win: 265		WON-LOST RECORD		WINNING PCT. RANK		LAST 10 GAMES		STRENGTH OF SCHEDULE		OPP. STRENGTH OF SCHEDULE		TEAM RPI		ADJ RPI		CONF. RPI		ADJ CONF. RPI	
DIV. I ONLY		12-25-0		.32432 265		3-6-0		299		297		294		.36217 293		31		31	
DIV. I NON-CONF.		2-8-0		.2 279		1-1-0		215		178		282		.40836 282		31		31	
TOTALS		RPI 1-25		RPI 26-50		W-L RECORDS		RPI 51-100		RPI 101-150		RPI 150+							
12-25-0		0-0-0		0-0-0		OVERALL		0-3-0		0-2-0		12-20-0							
9-6-0		0-0-0		0-0-0		HOME		0-0-0		0-1-0		9-5-0							
2-15-0		0-0-0		0-0-0		AWAY		0-3-0		0-1-0		2-11-0							
1-4-0		0-0-0		0-0-0		NEUTRAL		0-0-0		0-0-0		1-4-0							
2-8-0		0-0-0		0-0-0		NON-CONFERENCE		0-3-0		0-2-0		2-3-0							
1-1-0		0-0-0		0-0-0		HOME		0-0-0		0-1-0		1-0-0							
0-5-0		0-0-0		0-0-		AWAY		0-3-0		0-1-0		0-1-0							
1-2-0		0-0-0		0-0-0		NEUTRAL		0-0-0		0-0-0		1-2-0							
10-17-0		0-0-0		0-0-0		CONFERENCE		0-0-0		0-0-0		10-17-0							
8-5-0		0-0-0		0-0-0		HOME		0-0-0		0-0-0		8-5-0							
2-10-0		0-0-0		0-0-0		AWAY		0-0-0		0-0-0		2-10-0							
0-2-0		0-0-0		0-0-0		NEUTRAL		0-0-0		0-0-0		0-2-0							
RPI	S	Opponent	Score	RPI	S	Opponent	Score	RPI	S	Opponent	Score	RPI	S	Opponent	Score				
								92	A	Memphis	5 9	118	H	Lamar University	1 10				
								92	A	Memphis	1 11	131	A	New Orleans	0 5				
								92	A	Memphis	3 5	155	A	Nicholls St.	9 10				
												155	H	Nicholls St.	6 5				
												227	A	Jackson St.	4 5				
												227	H	Jackson St.	13 8				
												253	N	LIU Brooklyn	4 9				
												272	N	Hofstra	2 4				
												273	A	Texas Southern	1 11				
												273	A	Texas Southern	1 9				
												273	H	Texas Southern	12 11				
												273	H	Texas Southern	8 6				
												273	H	Texas Southern	8 5				
												275	N	Wagner	11 4				
												280	A	Grambling	5 8				
												280	A	Grambling	4 15				
												280	A	Grambling	8 14				
												280	H	Grambling	3 2				
												280	H	Grambling	6 9				
												280	H	Grambling	3 11				
												280	N	Grambling	5 11				
LAST 10 GAMES																			
												284	A	Ark.-Pine Bluff	3 2				
												284	A	Ark.-Pine Bluff	7 3				
												284	A	Ark.-Pine Bluff	8 9				
												284	H	Ark.-Pine Bluff	4 6				
												284	H	Ark.-Pine Bluff	4 2				
												280	A	Grambling	5 8				
												284	H	Ark.-Pine Bluff	9 5				
Non-Div. I Games:		Loyola (LA)		2 1		LSU-Alexandria		7 1		Loyola (LA)		13 6		Southern U.					

Southern U.

Southern U.

Southern U.

Average RPI Win:	273	WON-LOST RECORD	WINNING PCT. RANK	LAST 10 GAMES	STRENGTH OF SCHEDULE	OPP. STRENGTH OF SCHEDULE	TEAM RPI	ADJ RPI	CONF. RPI	ADJ CONF. RPI	
DIV. I ONLY		11-31-0	.2619 281	2-8-0	298	295	295	.36068 294	27	27	
DIV. I NON-CONF.		3-16-0	.15789 285	0-2-0	296	276	295	.35579 295	29	29	
<hr/>											
TOTALS	RPI 1-25	RPI 26-50		W-L RECORDS		RPI 51-100		RPI 101-150		RPI 150+	
11-31-0	0-0-0	0-0-0		OVERALL		0-3-0		0-0-0		11-28-0	
4-12-0	0-0-0	0-0-0		HOME		0-0-0		0-0-0		4-12-0	
6-16-0	0-0-0	0-0-0		AWAY		0-3-0		0-0-0		6-13-0	
1-3-0	0-0-0	0-0-0		NEUTRAL		0-0-0		0-0-0		1-3-0	
<hr/>											
3-16-0	0-0-0	0-0-0		NON-CONFERENCE		0-3-0		0-0-0		3-13-0	
1-3-0	0-0-0	0-0-0		HOME		0-0-0		0-0-0		1-3-0	
1-10-0	0-0-0	0-0-		AWAY		0-3-0		0-0-0		1-7-0	
1-3-0	0-0-0	0-0-0		NEUTRAL		0-0-0		0-0-0		1-3-0	
<hr/>											
8-15-0	0-0-0	0-0-0		CONFERENCE		0-0-0		0-0-0		8-15-0	
3-9-0	0-0-0	0-0-0		HOME		0-0-0		0-0-0		3-9-0	
5-6-0	0-0-0	0-0-0		AWAY		0-0-0		0-0-0		5-6-0	
0-0-0	0-0-0	0-0-0		NEUTRAL		0-0-0		0-0-0		0-0-0	
<hr/>											
RPI S	Opponent	Score	RPI S	Opponent	Score	RPI S	Opponent	Score	RPI S	Opponent	Score
						100 A	Southern California	2 22	162 A	UMBC	10 4
						100 A	Southern California	4 9	176 A	George Washington	7 20
						100 A	Southern California	2 6	183 N	Harvard	3 14
									183 N	Harvard	2 6
									185 A	Navy	3 11
									194 A	Georgetown	4 14
									194 H	Georgetown	5 6
									215 A	James Madison	1 12
									215 A	James Madison	2 16
									240 A	Towson	5 7
									249 A	Norfolk St.	2 4
									249 A	Norfolk St.	4 8
									249 H	Norfolk St.	3 5
									249 H	Norfolk St.	5 7
									249 H	Norfolk St.	2 16
									254 H	Richmond	4 7
									276 A	Delaware St.	5 15
									276 A	Delaware St.	9 7
									276 A	Delaware St.	14 3
									276 A	Delaware St.	11 9
						276 A	Delaware St.	8 12			
						276 A	Delaware St.	4 8			
						276 H	Delaware St.	8 3			
						276 H	Delaware St.	6 13			
						276 H	Delaware St.	3 5			
						283 H	Lehigh	9 18			
						287 A	UMES	3 6			
						254 H	Richmond	4 7			
						276 A	Delaware St.	11 9			
						276 A	Delaware St.	8 12			
						LAST 10 GAMES			276 H	UMES	7 6
									287 H	UMES	3 5
									287 H	UMES	12 15
									249 A	Norfolk St.	4 8
									249 A	Norfolk St.	2 4
									276 H	Delaware St.	8 3
									276 H	Delaware St.	6 13
									276 H	Delaware St.	3 5
									283 H	Lehigh	9 18
									287 A	UMES	3 6

Non-Div. I Games:

Coppin St.

RPI	S	Opponent	Score	
287	A	UMES	4	2
287	A	UMES	7	3
287	H	UMES	4	7
287	H	UMES	3	4
287	H	UMES	1	0
287	H	UMES	7	6
287	H	UMES	3	5
287	H	UMES	12	15
291	N	Lafayette	5	6
291	N	Lafayette	3	1
297	A	Mt. St. Mary's	3	7
297	H	Mt. St. Mary's	9	6

Average RPI Win: 282		WON-LOST RECORD		WINNING PCT. RANK		LAST 10 GAMES		STRENGTH OF SCHEDULE		OPP. STRENGTH OF SCHEDULE		TEAM RPI		ADJ RPI		CONF. RPI		ADJ CONF. RPI	
DIV. I ONLY		12-41-0		.22642 290		2-8-0		292		294		293		.35979 295		31		31	
DIV. I NON-CONF.		3-23-0		.11538 293		0-4-0		290		288		298		.34571 298		31		31	
TOTALS		RPI 1-25		RPI 26-50		W-L RECORDS		RPI 51-100		RPI 101-150		RPI 150+							
12-41-0		0-0-0		0-1-0		OVERALL		0-2-0		0-4-0		12-34-0							
5-16-0		0-0-0		0-0-0		HOME		0-1-0		0-1-0		5-14-0							
7-24-0		0-0-0		0-1-0		AWAY		0-1-0		0-3-0		7-19-0							
0-1-0		0-0-0		0-0-0		NEUTRAL		0-0-0		0-0-0		0-1-0							
3-23-0		0-0-0		0-1-0		NON-CONFERENCE		0-2-0		0-4-0		3-16-0							
2-5-0		0-0-0		0-0-0		HOME		0-1-0		0-1-0		2-3-0							
1-18-0		0-0-0		0-0-		AWAY		0-1-0		0-3-0		1-13-0							
0-0-0		0-0-0		0-0-0		NEUTRAL		0-0-0		0-0-0		0-0-0							
9-18-0		0-0-0		0-0-0		CONFERENCE		0-0-0		0-0-0		9-18-0							
3-11-0		0-0-0		0-0-0		HOME		0-0-0		0-0-0		3-11-0							
6-6-0		0-0-0		0-0-0		AWAY		0-0-0		0-0-0		6-6-0							
0-1-0		0-0-0		0-0-0		NEUTRAL		0-0-0		0-0-0		0-1-0							
RPI	S	Opponent		Score		RPI	S	Opponent		Score		RPI	S	Opponent		Score			
						44	A	South Ala.	1	11			95	A	Tennessee Tech	3	17		
													95	H	Tennessee Tech	4	10		
													114	A	Samford	3	11		
													114	H	Samford	1	31		
													123	A	Morehead St.	6	13		
													123	A	Morehead St.	2	12		
													158	A	Belmont	7	10		
													175	A	UAB	2	8		
													175	A	UAB	1	7		
													187	A	Texas St.	0	10		
													187	A	Texas St.	3	8		
													187	A	Texas St.	2	7		
													196	A	Alabama St.	4	5		
													196	A	Alabama St.	2	14		
													196	A	Alabama St.	5	2		
													196	H	Alabama St.	3	5		
													196	H	Alabama St.	2	11		
													196	N	Alabama St.	2	9		
													202	A	Lipscomb	4	9		
													206	A	UT Martin	2	12		
													206	H	UT Martin	0	6		
													227	A	Jackson St.	2	6		
													227	A	Jackson St.	3	10		
													227	A	Jackson St.	5	7		
													227	H	Jackson St.	2	14		
													227	H	Jackson St.	3	9		
													227	H	Jackson St.	3	6		
													230	A	Eastern Ky.	0	19		
													230	A	Eastern Ky.	6	16		

RPI	S	Opponent	Score	
284	H	Ark.-Pine Bluff	4	5
284	H	Ark.-Pine Bluff	5	9
284	H	Ark.-Pine Bluff	1	4
286	A	Alcorn	4	0
286	A	Alcorn	13	10
286	A	Alcorn	7	0
286	H	Alcorn	12	1
286	H	Alcorn	1	12
286	H	Alcorn	8	6
288	A	Savannah St.	0	10
288	A	Savannah St.	1	17
288	A	Savannah St.	4	3
288	A	Savannah St.	4	6
292	A	Mississippi Val.	3	5
292	A	Mississippi Val.	1	0
292	A	Mississippi Val.	3	1
292	H	Mississippi Val.	3	4
292	H	Mississippi Val.	4	6
292	H	Mississippi Val.	9	6
296	H	Fort Wayne	1	15
296	H	Fort Wayne	6	10
296	H	Fort Wayne	8	6
296	H	Fort Wayne	5	3

Alabama A&M

A
l
a
b
a
m
a
A
&
M

A
l
a
b
a
m
a
A
&
M

Average RPI Win:		283	WON-LOST RECORD		WINNING PCT. RANK		LAST 10 GAMES		STRENGTH OF SCHEDULE		OPP. STRENGTH OF SCHEDULE		TEAM RPI		ADJ RPI		CONF. RPI		ADJ CONF. RPI	
DIV. I ONLY			6-36-0		.14286 297		2-8-0		286		287		296		.35436 296		29		30	
DIV. I NON-CONF.			3-15-0		.16667 283		0-2-0		288		296		292		.37355 292		28		28	
TOTALS		RPI 1-25		RPI 26-50		W-L RECORDS		RPI 51-100		RPI 101-150		RPI 150+								
6-36-0		0-1-0		0-0-0		OVERALL		0-0-0		0-10-0		6-25-0								
1-9-0		0-0-0		0-0-0		HOME		0-0-0		0-3-0		1-6-0								
4-24-0		0-1-0		0-0-0		AWAY		0-0-0		0-5-0		4-18-0								
1-3-0		0-0-0		0-0-0		NEUTRAL		0-0-0		0-2-0		1-1-0								
3-15-0		0-1-0		0-0-0		NON-CONFERENCE		0-0-0		0-4-0		3-10-0								
0-1-0		0-0-0		0-0-0		HOME		0-0-0		0-0-0		0-1-0								
2-11-0		0-1-0		0-0-		AWAY		0-0-0		0-2-0		2-8-0								
1-3-0		0-0-0		0-0-0		NEUTRAL		0-0-0		0-2-0		1-1-0								
3-21-0		0-0-0		0-0-0		CONFERENCE		0-0-0		0-6-0		3-15-0								
1-8-0		0-0-0		0-0-0		HOME		0-0-0		0-3-0		1-5-0								
2-13-0		0-0-0		0-0-0		AWAY		0-0-0		0-3-0		2-10-0								
0-0-0		0-0-0		0-0-0		NEUTRAL		0-0-0		0-0-0		0-0-0								
RPI	S	Opponent		Score		RPI	S	Opponent		Score		RPI	S	Opponent		Score				
5	A	Louisville		2	12							102	A	Oral Roberts		2	11			
												102	A	Oral Roberts		1	15			
												102	A	Oral Roberts		0	10			
												102	H	Oral Roberts		1	3			
												102	H	Oral Roberts		2	14			
												102	H	Oral Roberts		1	15			
												116	A	Purdue		0	18			
												139	A	Ball St.		0	3			
												143	N	Canisius		6	13			
												143	N	Canisius		4	8			
												154	A	Butler		3	13			
												154	A	Butler		0	2			
												154	H	Butler		3	10			
												213	A	Little Rock		1	5			
												213	A	Little Rock		5	9			
												213	A	Little Rock		2	17			
												213	A	Little Rock		2	3			
												250	A	South Dakota St.		6	10			
												250	A	South Dakota St.		2	12			
												250	A	South Dakota St.		0	1			
												261	A	North Dakota St.		2	12			
												261	A	North Dakota St.		4	6			
												261	A	North Dakota St.		1	2			
												269	A	Western Ill.		1	4			
												269	A	Western Ill.		5	1			
												269	A	Western Ill.		5	6			
												269	H	Western Ill.		5	15			
Non-Div. I Games:		Goshen		6	4	Cleary		12	1	Ind.-South Bend		10	11	Fort Wayne						

RPI	S	Opponent	Score	
269	H	Western Ill.	2	0
269	H	Western Ill.	4	7
281	A	Omaha	14	7
281	A	Omaha	0	19
281	A	Omaha	6	7
281	H	Omaha	1	14
281	H	Omaha	1	4
281	H	Omaha	8	9
282	N	Chicago St.	5	7
290	N	NJIT	5	3
295	A	Alabama A&M	6	8
295	A	Alabama A&M	15	1
295	A	Alabama A&M	10	6
295	A	Alabama A&M	3	5

Fort Wayne

F
o
r
t
W
a
y
n
e

F
o
r
t
W
a
y
n
e

Average RPI Win: 269		WON-LOST	WINNING	LAST 10	STRENGTH OF		OPP. STRENGTH	TEAM	ADJ		CONF.	ADJ CONF.
Average RPI Loss: 201		RECORD	PCT. RANK	GAMES	SCHEDULE		OF SCHEDULE	RPI	RPI		RPI	RPI
DIV. I ONLY		7-36-0	.16279	294	2-8-0		284	285	297		30	29
DIV. I NON-CONF.		3-16-0	.15789	285	1-0-0		292	292	296		27	27
TOTALS		RPI 1-25	RPI 26-50		W-L RECORDS		RPI 51-100		RPI 101-150		RPI 150+	
7-36-0		0-0-0	0-0-0		OVERALL		0-0-0		0-9-0		7-27-0	
6-9-0		0-0-0	0-0-0		HOME		0-0-0		0-0-0		6-9-0	
1-27-0		0-0-0	0-0-0		AWAY		0-0-0		0-9-0		1-18-0	
0-0-0		0-0-0	0-0-0		NEUTRAL		0-0-0		0-0-0		0-0-0	
3-16-0		0-0-0	0-0-0		NON-CONFERENCE		0-0-0		0-5-0		3-11-0	
3-2-0		0-0-0	0-0-0		HOME		0-0-0		0-0-0		3-2-0	
0-14-0		0-0-0	0-0-		AWAY		0-0-0		0-5-0		0-9-0	
0-0-0		0-0-0	0-0-0		NEUTRAL		0-0-0		0-0-0		0-0-0	
4-20-0		0-0-0	0-0-0		CONFERENCE		0-0-0		0-4-0		4-16-0	
3-7-0		0-0-0	0-0-0		HOME		0-0-0		0-0-0		3-7-0	
1-13-0		0-0-0	0-0-0		AWAY		0-0-0		0-4-0		1-9-0	
0-0-0		0-0-0	0-0-0		NEUTRAL		0-0-0		0-0-0		0-0-0	
RPI S	Opponent	Score	RPI S	Opponent	Score	RPI S	Opponent	Score	RPI S	Opponent	Score	
									110 A	New Mexico St.	2	13
									110 A	New Mexico St.	3	6
									110 A	New Mexico St.	4	25
									110 A	New Mexico St.	1	29
									121 A	Duke	3	10
									146 A	Bryant	1	11
									146 A	Bryant	2	6
									146 A	Bryant	0	11
									146 A	Bryant	1	12
									157 A	Central Conn. St.	1	9
									157 A	Central Conn. St.	0	2
									157 A	Central Conn. St.	0	4
									157 H	Central Conn. St.	3	11
									157 H	Central Conn. St.	5	7
									157 H	Central Conn. St.	2	7
									162 A	UMBC	7	19
									162 A	UMBC	1	14
									192 A	N.C. A&T	1	3
									192 A	N.C. A&T	2	4
									192 A	N.C. A&T	7	14
									194 H	Georgetown	2	13
									211 H	George Mason	4	19
									253 A	LIU Brooklyn	10	12
									253 A	LIU Brooklyn	11	8
									253 A	LIU Brooklyn	8	12
									253 H	LIU Brooklyn	11	15
									253 H	LIU Brooklyn	8	7
LAST 10 GAMES												
			146 A	Bryant	2	6	258 H	Sacred Heart	4	7		
			146 A	Bryant	1	11	258 H	Sacred Heart	7	0		
			146 A	Bryant	0	11	258 H	Sacred Heart	4	17		
			146 A	Bryant	1	12	258 H	Sacred Heart	7	19		
			294 H	Coppin St.	7	3	253 A	LIU Brooklyn	8	12		

Non-Div. I Games:

Mt. St. Mary's

RPI	S	Opponent	Score	
253	H	LIU Brooklyn	18	8
258	H	Sacred Heart	7	0
258	H	Sacred Heart	4	7
258	H	Sacred Heart	7	19
258	H	Sacred Heart	4	17
287	H	UMES	2	1
287	H	UMES	2	0
288	A	Savannah St.	5	6
288	A	Savannah St.	8	9
288	A	Savannah St.	1	9
289	A	Fairleigh Dickinson	1	4
289	A	Fairleigh Dickinson	2	5
289	A	Fairleigh Dickinson	5	6
289	A	Fairleigh Dickinson	2	15
294	A	Coppin St.	6	9
294	H	Coppin St.	7	3

Mt. St. Mary's

M
t
.
S
t
.
M
a
r
y
'
s

M
t
.
S
t
.
M
a
r
y
'
s

Average RPI Win: 264		WON-LOST RECORD	WINNING PCT. RANK	LAST 10 GAMES	STRENGTH OF SCHEDULE	OPP. STRENGTH OF SCHEDULE	TEAM RPI	ADJ RPI		CONF. RPI	ADJ CONF. RPI				
Average RPI Loss: 217															
DIV. I ONLY		5-36-1	.13095 298	2-8-0	279	289	298	.35095	298	32	32				
DIV. I NON-CONF.		5-36-1	.13095 290	2-8-0	280	298	297	.35095	297	32	32				
<hr/>															
TOTALS		RPI 1-25		RPI 26-50		W-L RECORDS		RPI 51-100		RPI 101-150		RPI 150+			
5-36-1		0-0-0		0-1-0		OVERALL		0-0-0		0-0-0		5-35-1			
4-12-1		0-0-0		0-0-0		HOME		0-0-0		0-0-0		4-12-1			
1-24-0		0-0-0		0-1-0		AWAY		0-0-0		0-0-0		1-23-0			
0-0-0		0-0-0		0-0-0		NEUTRAL		0-0-0		0-0-0		0-0-0			
5-36-1		0-0-0		0-1-0		NON-CONFERENCE		0-0-0		0-0-0		5-35-1			
4-12-1		0-0-0		0-0-0		HOME		0-0-0		0-0-0		4-12-1			
1-24-0		0-0-0		0-0-		AWAY		0-0-0		0-0-0		1-23-0			
0-0-0		0-0-0		0-0-0		NEUTRAL		0-0-0		0-0-0		0-0-0			
0-0-0		0-0-0		0-0-0		CONFERENCE		0-0-0		0-0-0		0-0-0			
0-0-0		0-0-0		0-0-0		HOME		0-0-0		0-0-0		0-0-0			
0-0-0		0-0-0		0-0-0		AWAY		0-0-0		0-0-0		0-0-0			
0-0-0		0-0-0		0-0-0		NEUTRAL		0-0-0		0-0-0		0-0-0			
RPI	S	Opponent	Score	RPI	S	Opponent	Score	RPI	S	Opponent	Score				
				31	A	St. John's (NY)	8 13								
								159	H	Fairfield	2 8				
								185	A	Navy	2 10				
								185	A	Navy	3 15				
								185	A	Navy	0 12				
								185	A	Navy	5 10				
								194	A	Georgetown	4 6				
								194	A	Georgetown	0 9				
								194	A	Georgetown	3 13				
								195	A	Northeastern	0 11				
								195	A	Northeastern	3 8				
								195	A	Northeastern	7 16				
								195	A	Northeastern	3 12				
								197	A	Arkansas St.	5 13				
								197	A	Arkansas St.	2 5				
								197	A	Arkansas St.	5 11				
								197	A	Arkansas St.	0 6				
								198	H	Albany (NY)	3 0				
								198	H	Albany (NY)	1 8				
								208	A	Stony Brook	2 7				
								208	H	Stony Brook	8 11				
								214	A	Monmouth	4 10				
				LAST 10 GAMES						214	A	Monmouth	1 7		
				290	A	NJIT	2 6	214	A	Monmouth	1 7	233	A	Army West Point	3 8
				290	A	NJIT	10 7	214	A	Monmouth	4 10	253	A	LIU Brooklyn	5 9
				290	H	NJIT	4 3	253	A	LIU Brooklyn	5 9	256	A	Iona	4 13
				290	H	NJIT	0 4	195	A	Northeastern	7 16	256	H	Iona	1 9
				208	H	Stony Brook	8 11	195	A	Northeastern	3 8	257	H	Siena	5 5

Non-Div. I Games:

NYIT

RPI	S	Opponent	Score	
257	H	Siena	3	5
257	H	Siena	0	6
258	H	Sacred Heart	0	6
258	H	Sacred Heart	4	3
258	H	Sacred Heart	2	6
272	A	Hofstra	3	14
272	H	Hofstra	5	6
275	H	Wagner	0	4
275	H	Wagner	0	5
283	H	Lehigh	6	4
290	A	NJIT	2	6
290	A	NJIT	10	7
290	H	NJIT	0	4
290	H	NJIT	4	3

NYIT

N
Y
I
T

N
Y
I
T

Average RPI Win:	0	WON-LOST	WINNING	LAST 10	STRENGTH OF	OPP. STRENGTH	TEAM	ADJ	CONF.	ADJ CONF.		
Average RPI Loss:	199	RECORD	PCT. RANK	GAMES	SCHEDULE	OF SCHEDULE	RPI	RPI	RPI	RPI		
DIV. I ONLY		0-32-0	0	299	0-10-0	245	284	299	.33648	299	26	26
DIV. I NON-CONF.		0-14-0	0	299	0-3-0	245	294	299	.34	299	25	25
<hr/>												
TOTALS	RPI 1-25	RPI 26-50		W-L RECORDS		RPI 51-100		RPI 101-150		RPI 150+		
0-32-0	0-0-0	0-4-0		OVERALL		0-1-0		0-3-0		0-24-0		
0-13-0	0-0-0	0-0-0		HOME		0-0-0		0-3-0		0-10-0		
0-18-0	0-0-0	0-3-0		AWAY		0-1-0		0-0-0		0-14-0		
0-1-0	0-0-0	0-1-0		NEUTRAL		0-0-0		0-0-0		0-0-0		
<hr/>												
0-14-0	0-0-0	0-4-0		NON-CONFERENCE		0-1-0		0-0-0		0-9-0		
0-4-0	0-0-0	0-0-0		HOME		0-0-0		0-0-0		0-4-0		
0-9-0	0-0-0	0-0-		AWAY		0-1-0		0-0-0		0-5-0		
0-1-0	0-0-0	0-1-0		NEUTRAL		0-0-0		0-0-0		0-0-0		
<hr/>												
0-18-0	0-0-0	0-0-0		CONFERENCE		0-0-0		0-3-0		0-15-0		
0-9-0	0-0-0	0-0-0		HOME		0-0-0		0-3-0		0-6-0		
0-9-0	0-0-0	0-0-0		AWAY		0-0-0		0-0-0		0-9-0		
0-0-0	0-0-0	0-0-0		NEUTRAL		0-0-0		0-0-0		0-0-0		
<hr/>												
RPI S	Opponent	Score	RPI S	Opponent	Score	RPI S	Opponent	Score	RPI S	Opponent	Score	
			31 N	St. John's (NY)	9 12	86 A	Seton Hall	0 11	150 H	Marist	6 17	
			49 A	Louisiana	0 4				150 H	Marist	2 6	
			49 A	Louisiana	0 10				150 H	Marist	6 27	
			49 A	Louisiana	1 6				159 A	Fairfield	4 6	
									159 A	Fairfield	1 7	
									159 A	Fairfield	2 3	
									189 A	Niagara	0 7	
									189 A	Niagara	2 3	
									189 A	Niagara	1 8	
									218 A	Fordham	5 7	
									218 A	Fordham	2 5	
									237 A	Quinnipiac	1 13	
									237 A	Quinnipiac	1 5	
									237 A	Quinnipiac	0 7	
									248 H	Rider	1 15	
									248 H	Rider	4 28	
									248 H	Rider	0 7	
									253 H	LIU Brooklyn	10 12	
									257 H	Siena	4 12	
									257 H	Siena	7 8	
									257 H	Siena	2 17	
									275 H	Wagner	2 9	
									283 A	Lehigh	3 10	
									283 H	Lehigh	5 15	
									289 A	Fairleigh Dickinson	6 13	
									289 H	Fairleigh Dickinson	10 25	
									290 A	NJIT	1 17	
<hr/>												
			LAST 10 GAMES									
			257 H	Siena	7 8	150 H	Marist	2 6	283 A	Lehigh	3 10	
			257 H	Siena	4 12	150 H	Marist	6 27	283 H	Lehigh	5 15	
			257 H	Siena	2 17	150 H	Marist	6 17	289 A	Fairleigh Dickinson	6 13	
			283 H	Lehigh	5 15	86 A	Seton Hall	0 11	289 H	Fairleigh Dickinson	10 25	
			289 H	Fairleigh Dickinson	10 25	237 A	Quinnipiac	0 7	290 A	NJIT	1 17	

Non-Div. I Games:

Saint Peter's