

Average RPI Win: 66		WON-LOST RECORD		WINNING PCT. RANK		LAST 10 GAMES		STRENGTH OF SCHEDULE		OPP. STRENGTH OF SCHEDULE		TEAM RPI		ADJ RPI		CONF. RPI		ADJ CONF. RPI					
Average RPI Loss: 41																							
DIV. I ONLY		24-6-0		.8 8		8-2-0		2		9		1		.66218 1		2		2					
DIV. I NON-CONF.		14-3-0		.82353 12		3-0-0		1		49		1		.65107 1		2		2					
TOTALS		RPI 1-25		RPI 26-50		W-L RECORDS		RPI 51-100		RPI 101-150		RPI 150+											
24-6-0		6-3-0		6-0-0		OVERALL		7-2-0		2-1-0		3-0-0											
14-3-0		2-1-0		5-0-0		HOME		4-1-0		2-1-0		1-0-0											
9-3-0		4-2-0		1-0-0		AWAY		2-1-0		0-0-0		2-0-0											
1-0-0		0-0-0		0-0-0		NEUTRAL		1-0-0		0-0-0		0-0-0											
14-3-0		2-1-0		6-0-0		NON-CONFERENCE		1-1-0		2-1-0		3-0-0											
9-2-0		0-0-0		5-0-0		HOME		1-1-0		2-1-0		1-0-0											
5-1-0		2-1-0		1-0-		AWAY		0-0-0		0-0-0		2-0-0											
0-0-0		0-0-0		0-0-0		NEUTRAL		0-0-0		0-0-0		0-0-0											
10-3-0		4-2-0		0-0-0		CONFERENCE		6-1-0		0-0-0		0-0-0											
5-1-0		2-1-0		0-0-0		HOME		3-0-0		0-0-0		0-0-0											
4-2-0		2-1-0		0-0-0		AWAY		2-1-0		0-0-0		0-0-0											
1-0-0		0-0-0		0-0-0		NEUTRAL		1-0-0		0-0-0		0-0-0											
RPI	S	Opponent		Score		RPI	S	Opponent		Score		RPI	S	Opponent		Score							
3	H	Oregon St.		3 7		32	H	Oklahoma St.		6 3		58	A	Southern California		9 2							
3	H	Oregon St.		9 7		41	H	St. John's (NY)		9 0		58	A	Southern California		7 1							
3	H	Oregon St.		8 0		41	H	St. John's (NY)		3 2		58	A	Southern California		2 7							
7	A	Stanford		2 3		41	H	St. John's (NY)		11 1		58	N	Southern California		7 5							
7	A	Stanford		10 7		46	A	Loyola Marymount		9 4		60	H	UC Irvine		9 3							
7	A	Stanford		11 5		46	H	Loyola Marymount		5 0		66	H	Michigan		5 7							
13	A	Georgia Tech		6 0								82	H	Arizona		12 10							
13	A	Georgia Tech		8 2								82	H	Arizona		10 5							
13	A	Georgia Tech		3 4								82	H	Arizona		3 1							
LAST 10 GAMES																							
60 H UC Irvine						9 3						58 A Southern California						9 2					
7 A Stanford						10 7						58 A Southern California						7 1					
7 A Stanford						11 5						58 A Southern California						2 7					
7 A Stanford						2 3						46 A Loyola Marymount						9 4					
199 H CSUN						10 1						82 H Arizona						3 1					

Non-Div. I Games:

UCLA

Average RPI Win: 100		WON-LOST	WINNING	LAST 10	STRENGTH OF		OPP. STRENGTH	TEAM	ADJ	CONF.	ADJ CONF.
Average RPI Loss: 37		RECORD	PCT. RANK	GAMES	SCHEDULE		OF SCHEDULE	RPI	RPI	RPI	RPI
DIV. I ONLY		25-8-0	.75758	15	7-3-0		3	65	2	.63513	2
DIV. I NON-CONF.		18-3-0	.85714	7	3-0-0		34	191	8	.6128	8
TOTALS		RPI 1-25	RPI 26-50		W-L RECORDS		RPI 51-100		RPI 101-150		RPI 150+
25-8-0		4-5-0	6-2-0		OVERALL		4-0-0		4-1-0		7-0-0
18-3-0		2-1-0	6-1-0		HOME		2-0-0		4-1-0		4-0-0
3-4-0		2-4-0	0-0-0		AWAY		0-0-0		0-0-0		1-0-0
4-1-0		0-0-0	0-1-0		NEUTRAL		2-0-0		0-0-0		2-0-0
18-3-0		0-0-0	3-2-0		NON-CONFERENCE		4-0-0		4-1-0		7-0-0
13-2-0		0-0-0	3-1-0		HOME		2-0-0		4-1-0		4-0-0
1-0-0		0-0-0	0-0-		AWAY		0-0-0		0-0-0		1-0-0
4-1-0		0-0-0	0-1-0		NEUTRAL		2-0-0		0-0-0		2-0-0
7-5-0		4-5-0	3-0-0		CONFERENCE		0-0-0		0-0-0		0-0-0
5-1-0		2-1-0	3-0-0		HOME		0-0-0		0-0-0		0-0-0
2-4-0		2-4-0	0-0-0		AWAY		0-0-0		0-0-0		0-0-0
0-0-0		0-0-0	0-0-0		NEUTRAL		0-0-0		0-0-0		0-0-0
RPI S	Opponent	Score	RPI S	Opponent	Score	RPI S	Opponent	Score	RPI S	Opponent	Score
5 A	Georgia	3 8	28 H	Florida	5 0	59 H	Pepperdine	6 3	130 H	ETSU	12 4
5 A	Georgia	3 2	28 H	Florida	15 2	59 H	Pepperdine	6 2	138 H	Dayton	2 0
5 A	Georgia	1 3	28 H	Florida	14 4	81 N	Cal St. Fullerton	14 9	138 H	Dayton	5 1
14 A	Texas A&M	0 7	35 H	Evansville	5 4	91 N	Virginia	15 9	138 H	Dayton	11 3
14 A	Texas A&M	7 4	45 H	Illinois St.	3 7				148 H	Austin Peay	6 7
14 A	Texas A&M	7 8	45 H	Illinois St.	10 4				159 H	Samford	11 6
15 H	Tennessee	6 7	45 H	Illinois St.	9 1				178 A	Middle Tenn.	15 3
15 H	Tennessee	4 2	50 N	TCU	2 10				188 N	Lipscomb	15 1
15 H	Tennessee	10 4							197 H	Western Ky.	5 4
									208 H	Davidson	24 2
									212 N	Belmont	3 0
									270 H	Southeast Mo. St.	11 3
LAST 10 GAMES											
178 A	Middle Tenn.	15 3	15 H	Tennessee	6 7						
5 A	Georgia	1 3	15 H	Tennessee	10 4						
5 A	Georgia	3 8	15 H	Tennessee	4 2						
5 A	Georgia	3 2	188 N	Lipscomb	15 1						
197 H	Western Ky.	5 4	28 H	Florida	14 4						

Non-Div. I Games:

Vanderbilt

Average RPI Win: 65		WON-LOST	WINNING	LAST 10	STRENGTH OF		OPP. STRENGTH	TEAM	ADJ	CONF.	ADJ CONF.
Average RPI Loss: 41		RECORD	PCT. RANK	GAMES	SCHEDULE		OF SCHEDULE	RPI	RPI	RPI	RPI
DIV. I ONLY		23-7-1	.75806	14	7-3-0		9	3	3	.62854	3
DIV. I NON-CONF.		13-3-1	.79412	21	1-2-0		10	10	4	.63161	4
TOTALS		RPI 1-25	RPI 26-50		W-L RECORDS		RPI 51-100		RPI 101-150		RPI 150+
23-7-1		4-4-0	6-0-1		OVERALL		8-3-0		5-0-0		0-0-0
9-4-0		3-2-0	0-0-0		HOME		3-2-0		3-0-0		0-0-0
4-2-0		1-2-0	0-0-0		AWAY		3-0-0		0-0-0		0-0-0
10-1-1		0-0-0	6-0-1		NEUTRAL		2-1-0		2-0-0		0-0-0
13-3-1		2-1-0	6-0-1		NON-CONFERENCE		3-2-0		2-0-0		0-0-0
3-2-0		2-1-0	0-0-0		HOME		1-1-0		0-0-0		0-0-0
0-0-0		0-0-0	0-0-		AWAY		0-0-0		0-0-0		0-0-0
10-1-1		0-0-0	6-0-1		NEUTRAL		2-1-0		2-0-0		0-0-0
10-4-0		2-3-0	0-0-0		CONFERENCE		5-1-0		3-0-0		0-0-0
6-2-0		1-1-0	0-0-0		HOME		2-1-0		3-0-0		0-0-0
4-2-0		1-2-0	0-0-0		AWAY		3-0-0		0-0-0		0-0-0
0-0-0		0-0-0	0-0-0		NEUTRAL		0-0-0		0-0-0		0-0-0
RPI S	Opponent	Score		RPI S	Opponent	Score		RPI S	Opponent	Score	
1 A	UCLA	7	9	29 N	Coastal Caro.	4	4	64 N	Minnesota	13	1
1 A	UCLA	0	8	31 N	Indiana	8	3	64 N	Minnesota	2	1
1 A	UCLA	7	3	43 N	Gonzaga	9	3	65 A	Washington	1	0
21 H	West Virginia	4	2	48 N	Nebraska	8	3	65 A	Washington	10	7
21 H	West Virginia	0	2	48 N	Nebraska	5	3	65 A	Washington	4	3
21 H	West Virginia	9	2	48 N	Nebraska	8	2	76 H	California	3	2
24 H	Oregon	8	12	48 N	Nebraska	17	1	76 H	California	2	3
24 H	Oregon	7	6					76 H	California	10	5
								83 H	San Diego St.	3	4
								83 H	San Diego St.	8	1
								84 N	Portland	1	5
LAST 10 GAMES											
105 H	Utah	11	0	83 H	San Diego St.	3	4	65 A	Washington	4	3
24 H	Oregon	8	12	65 A	Washington	10	7	65 A	Washington	1	0
105 H	Utah	3	2	65 A	Washington	1	0	84 N	Portland	1	5
105 H	Utah	6	2	83 H	San Diego St.	8	1				
83 H	San Diego St.	8	1								

Non-Div. I Games:

Oregon St.

Average RPI Win:	91	WON-LOST RECORD	WINNING PCT. RANK	LAST 10 GAMES	STRENGTH OF SCHEDULE	OPP. STRENGTH OF SCHEDULE	TEAM RPI	ADJ RPI	CONF. RPI	ADJ CONF. RPI		
DIV. I ONLY		25-8-0	.75758	15	6-4-0	11	15	4	.62407	4	1	1
DIV. I NON-CONF.		17-4-0	.80952	16	2-1-0	93	29	12	.59927	12	1	1
<hr/>												
TOTALS	RPI 1-25	RPI 26-50		W-L RECORDS		RPI 51-100		RPI 101-150		RPI 150+		
25-8-0	4-4-0	7-2-0		OVERALL		3-1-0		7-1-0		4-0-0		
17-4-0	1-2-0	5-1-0		HOME		0-0-0		7-1-0		4-0-0		
8-4-0	3-2-0	2-1-0		AWAY		3-1-0		0-0-0		0-0-0		
0-0-0	0-0-0	0-0-0		NEUTRAL		0-0-0		0-0-0		0-0-0		
17-4-0	1-1-0	2-1-0		NON-CONFERENCE		3-1-0		7-1-0		4-0-0		
13-2-0	0-0-0	2-1-0		HOME		0-0-0		7-1-0		4-0-0		
4-2-0	1-1-0	0-0-		AWAY		3-1-0		0-0-0		0-0-0		
0-0-0	0-0-0	0-0-0		NEUTRAL		0-0-0		0-0-0		0-0-0		
8-4-0	3-3-0	5-1-0		CONFERENCE		0-0-0		0-0-0		0-0-0		
4-2-0	1-2-0	3-0-0		HOME		0-0-0		0-0-0		0-0-0		
4-2-0	2-1-0	2-1-0		AWAY		0-0-0		0-0-0		0-0-0		
0-0-0	0-0-0	0-0-0		NEUTRAL		0-0-0		0-0-0		0-0-0		
RPI	S	Opponent	Score	RPI	S	Opponent	Score	RPI	S	Opponent	Score	
12	A	Auburn	3 6	26	H	Missouri	4 3	58	A	Southern California	6 3	
12	A	Auburn	8 0	26	H	Missouri	3 2	58	A	Southern California	8 6	
12	A	Auburn	9 6	26	H	Missouri	2 0	58	A	Southern California	4 6	
20	H	Ole Miss	5 10	38	H	Louisiana Tech	11 0	88	A	Missouri St.	8 2	
20	H	Ole Miss	5 3	38	H	Louisiana Tech	7 12					
20	H	Ole Miss	3 4	38	H	Louisiana Tech	4 2					
23	A	Texas	11 4	44	A	Alabama	12 3					
23	A	Texas	6 7	44	A	Alabama	10 2					
				44	A	Alabama	0 10					
<hr/>												
LAST 10 GAMES												
12	A	Auburn	9 6	134	H	Little Rock	7 17					
12	A	Auburn	3 6	20	H	Ole Miss	5 10					
140	H	Stony Brook	3 1	20	H	Ole Miss	3 4					
228	H	Oral Roberts	15 8	20	H	Ole Miss	5 3					
12	A	Auburn	8 0	88	A	Missouri St.	8 2					

Non-Div. I Games:

Arkansas

Average RPI Win: 117		WON-LOST	WINNING	LAST 10	STRENGTH OF		OPP. STRENGTH	TEAM	ADJ	CONF.	ADJ CONF.
Average RPI Loss: 65		RECORD	PCT. RANK	GAMES	SCHEDULE		OF SCHEDULE	RPI	RPI	RPI	RPI
DIV. I ONLY		28-6-0	.82353	4	7-3-0		50	19	5	.62237	5
DIV. I NON-CONF.		19-3-0	.86364	6	3-1-0		156	105	17	.59371	17
TOTALS		RPI 1-25	RPI 26-50		W-L RECORDS		RPI 51-100		RPI 101-150		RPI 150+
28-6-0		6-3-0	5-1-0		OVERALL		2-1-0		6-0-0		9-1-0
18-3-0		5-2-0	0-0-0		HOME		0-0-0		6-0-0		7-1-0
10-3-0		1-1-0	5-1-0		AWAY		2-1-0		0-0-0		2-0-0
0-0-0		0-0-0	0-0-0		NEUTRAL		0-0-0		0-0-0		0-0-0
19-3-0		2-1-0	0-0-0		NON-CONFERENCE		2-1-0		6-0-0		9-1-0
14-1-0		1-0-0	0-0-0		HOME		0-0-0		6-0-0		7-1-0
5-2-0		1-1-0	0-0-		AWAY		2-1-0		0-0-0		2-0-0
0-0-0		0-0-0	0-0-0		NEUTRAL		0-0-0		0-0-0		0-0-0
9-3-0		4-2-0	5-1-0		CONFERENCE		0-0-0		0-0-0		0-0-0
4-2-0		4-2-0	0-0-0		HOME		0-0-0		0-0-0		0-0-0
5-1-0		0-0-0	5-1-0		AWAY		0-0-0		0-0-0		0-0-0
0-0-0		0-0-0	0-0-0		NEUTRAL		0-0-0		0-0-0		0-0-0
RPI S	Opponent	Score	RPI S	Opponent	Score	RPI S	Opponent	Score	RPI S	Opponent	Score
2 H	Vanderbilt	2 3	40 A	South Carolina	6 1	71 A	Ga. Southern	3 1	138 H	Dayton	10 7
2 H	Vanderbilt	8 3	40 A	South Carolina	8 7	71 A	Ga. Southern	7 10	138 H	Dayton	5 1
2 H	Vanderbilt	3 1	40 A	South Carolina	4 2	71 A	Ga. Southern	4 2	138 H	Dayton	13 1
9 H	LSU	0 1	49 A	Kentucky	7 3				149 H	Presbyterian	8 1
9 H	LSU	2 0	49 A	Kentucky	0 5				149 H	Presbyterian	17 0
9 H	LSU	9 7	49 A	Kentucky	10 8				149 H	Presbyterian	7 6
13 A	Georgia Tech	2 11							174 H	Jacksonville St.	5 1
13 H	Georgia Tech	12 2							215 H	UMass Lowell	13 5
18 A	Clemson	5 3							215 H	UMass Lowell	6 2
									215 H	UMass Lowell	12 5
									226 A	Kennesaw St.	7 6
									226 H	Kennesaw St.	11 1
									233 A	Georgia St.	6 3
									233 H	Georgia St.	11 1
									247 H	LIU Brooklyn	0 1
									255 H	Alabama St.	11 3
LAST 10 GAMES											
226 A	Kennesaw St.	7 6	2 H	Vanderbilt	2 3						
71 A	Ga. Southern	4 2	18 A	Clemson	5 3						
13 H	Georgia Tech	12 2	49 A	Kentucky	10 8						
2 H	Vanderbilt	3 1	49 A	Kentucky	0 5						
2 H	Vanderbilt	8 3	49 A	Kentucky	7 3						

Non-Div. I Games:

Georgia

Average RPI Win:	111	WON-LOST RECORD	WINNING PCT. RANK	LAST 10 GAMES	STRENGTH OF SCHEDULE	OPP. STRENGTH OF SCHEDULE	TEAM RPI	ADJ RPI	CONF. RPI	ADJ CONF. RPI		
DIV. I ONLY		24-5-0	.82759	3	8-2-0	66	52	6	.62183	6	13	13
DIV. I NON-CONF.		22-4-0	.84615	10	6-1-0	62	42	6	.62613	6	11	11
<hr/>												
TOTALS	RPI 1-25	RPI 26-50		W-L RECORDS		RPI 51-100		RPI 101-150		RPI 150+		
24-5-0	0-0-0	1-1-0		OVERALL		13-2-0		3-2-0		7-0-0		
14-1-0	0-0-0	0-0-0		HOME		5-0-0		2-1-0		7-0-0		
10-4-0	0-0-0	1-1-0		AWAY		8-2-0		1-1-0		0-0-0		
0-0-0	0-0-0	0-0-0		NEUTRAL		0-0-0		0-0-0		0-0-0		
22-4-0	0-0-0	1-1-0		NON-CONFERENCE		11-1-0		3-2-0		7-0-0		
14-1-0	0-0-0	0-0-0		HOME		5-0-0		2-1-0		7-0-0		
8-3-0	0-0-0	1-0-		AWAY		6-1-0		1-1-0		0-0-0		
0-0-0	0-0-0	0-0-0		NEUTRAL		0-0-0		0-0-0		0-0-0		
2-1-0	0-0-0	0-0-0		CONFERENCE		2-1-0		0-0-0		0-0-0		
0-0-0	0-0-0	0-0-0		HOME		0-0-0		0-0-0		0-0-0		
2-1-0	0-0-0	0-0-0		AWAY		2-1-0		0-0-0		0-0-0		
0-0-0	0-0-0	0-0-0		NEUTRAL		0-0-0		0-0-0		0-0-0		
RPI	S	Opponent	Score	RPI	S	Opponent	Score	RPI	S	Opponent	Score	
				46	A	Loyola Marymount	7 9	58	A	Southern California	2 1	
				46	A	Loyola Marymount	7 2	58	H	Southern California	10 4	
								59	A	Pepperdine	8 2	
								59	A	Pepperdine	5 3	
								59	H	Pepperdine	3 2	
								70	A	Saint Mary's (CA)	6 7	
								81	A	Cal St. Fullerton	7 6	
								81	A	Cal St. Fullerton	8 7	
								81	A	Cal St. Fullerton	7 9	
								88	H	Missouri St.	11 1	
								88	H	Missouri St.	5 3	
								88	H	Missouri St.	7 3	
								92	A	Tulane	8 7	
								92	A	Tulane	16 6	
								92	A	Tulane	7 4	
<hr/>												
LAST 10 GAMES												
				46	A	Loyola Marymount	7 2	58	H	Southern California	10 4	
				59	A	Pepperdine	8 2	81	A	Cal St. Fullerton	8 7	
				162	H	SFA	7 0	81	A	Cal St. Fullerton	7 9	
				162	H	SFA	14 12	81	A	Cal St. Fullerton	7 6	
				162	H	SFA	3 2	70	A	Saint Mary's (CA)	6 7	

Non-Div. I Games:

UC Santa Barbara

Stanford

Stanford

Average RPI Win:		84	WON-LOST RECORD		WINNING PCT. RANK	LAST 10 GAMES		STRENGTH OF SCHEDULE		OPP. STRENGTH OF SCHEDULE		TEAM RPI	ADJ RPI	CONF. RPI	ADJ CONF. RPI			
DIV. I ONLY			22-9-0		.70968	27		7-3-0		16		38		8	.60889	8	3	3
DIV. I NON-CONF.			17-5-0		.77273	30		3-1-0		2		41		3	.63171	3	3	3
TOTALS		RPI 1-25		RPI 26-50		W-L RECORDS		RPI 51-100		RPI 101-150		RPI 150+						
22-9-0		3-4-0		3-1-0		OVERALL		8-0-0		7-3-0		1-1-0						
15-3-0		2-1-0		3-0-0		HOME		6-0-0		3-1-0		1-1-0						
6-4-0		1-2-0		0-0-0		AWAY		2-0-0		3-2-0		0-0-0						
1-2-0		0-1-0		0-1-0		NEUTRAL		0-0-0		1-0-0		0-0-0						
17-5-0		2-2-0		3-1-0		NON-CONFERENCE		8-0-0		3-1-0		1-1-0						
13-2-0		2-1-0		3-0-0		HOME		6-0-0		1-0-0		1-1-0						
3-1-0		0-0-0		0-0-		AWAY		2-0-0		1-1-0		0-0-0						
1-2-0		0-1-0		0-1-0		NEUTRAL		0-0-0		1-0-0		0-0-0						
5-4-0		1-2-0		0-0-0		CONFERENCE		0-0-0		4-2-0		0-0-0						
2-1-0		0-0-0		0-0-0		HOME		0-0-0		2-1-0		0-0-0						
3-3-0		1-2-0		0-0-0		AWAY		0-0-0		2-1-0		0-0-0						
0-0-0		0-0-0		0-0-0		NEUTRAL		0-0-0		0-0-0		0-0-0						
RPI	S	Opponent		Score		RPI	S	Opponent		Score		RPI	S	Opponent		Score		
17	N	Mississippi St.		2	4	48	N	Nebraska		1	2	53	H	Wichita St.		15	10	
23	A	Texas		3	4	49	H	Kentucky		19	4	53	H	Wichita St.		15	4	
23	A	Texas		3	4	49	H	Kentucky		7	4	53	H	Wichita St.		12	2	
23	A	Texas		3	0	49	H	Kentucky		10	7	66	H	Michigan		8	5	
24	H	Oregon		12	11							66	H	Michigan		10	3	
24	H	Oregon		6	4							66	H	Michigan		11	2	
24	H	Oregon		4	9							83	A	San Diego St.		12	9	
												83	A	San Diego St.		5	1	
														103 H Kansas		5	4	
														103 H Kansas		19	4	
														103 H Kansas		9	13	
														127 H New Mexico St.		7	0	
														127 N New Mexico St.		10	5	
														129 A Kansas St.		4	3	
														129 A Kansas St.		11	4	
														129 A Kansas St.		4	5	
														142 A New Mexico		15	6	
														142 A New Mexico		9	12	
														242 H Stetson		5	4	
														242 H Stetson		5	7	
						LAST 10 GAMES												
						129 A Kansas St.						103 H Kansas						
						129 A Kansas St.						142 A New Mexico						
						127 N New Mexico St.						142 A New Mexico						
						103 H Kansas						129 A Kansas St.						
						103 H Kansas						242 H Stetson						

Non-Div. I Games:

Texas Tech

Average RPI Win:	102	WON-LOST RECORD	WINNING PCT. RANK	LAST 10 GAMES	STRENGTH OF SCHEDULE	OPP. STRENGTH OF SCHEDULE	TEAM RPI	ADJ RPI	CONF. RPI	ADJ CONF. RPI				
DIV. I ONLY		23-11-0	.67647	41	6-4-0	5	64	9	.6088	9	1	1		
DIV. I NON-CONF.		15-7-0	.68182	56	2-2-0	71	137	54	.55962	54	1	1		
<hr/>														
TOTALS	RPI 1-25	RPI 26-50		W-L RECORDS		RPI 51-100		RPI 101-150		RPI 150+				
23-11-0	5-7-0	3-0-0		OVERALL		6-1-0		3-2-0		6-1-0				
20-3-0	2-1-0	3-0-0		HOME		6-1-0		3-1-0		6-0-0				
3-8-0	3-6-0	0-0-0		AWAY		0-0-0		0-1-0		0-1-0				
0-0-0	0-0-0	0-0-0		NEUTRAL		0-0-0		0-0-0		0-0-0				
15-7-0	0-3-0	0-0-0		NON-CONFERENCE		6-1-0		3-2-0		6-1-0				
15-2-0	0-0-0	0-0-0		HOME		6-1-0		3-1-0		6-0-0				
0-5-0	0-3-0	0-0-		AWAY		0-0-0		0-1-0		0-1-0				
0-0-0	0-0-0	0-0-0		NEUTRAL		0-0-0		0-0-0		0-0-0				
8-4-0	5-4-0	3-0-0		CONFERENCE		0-0-0		0-0-0		0-0-0				
5-1-0	2-1-0	3-0-0		HOME		0-0-0		0-0-0		0-0-0				
3-3-0	3-3-0	0-0-0		AWAY		0-0-0		0-0-0		0-0-0				
0-0-0	0-0-0	0-0-0		NEUTRAL		0-0-0		0-0-0		0-0-0				
RPI	S	Opponent	Score		RPI	S	Opponent	Score		RPI	S	Opponent	Score	
5	A	Georgia	7	9	49	H	Kentucky	2	1	73	H	Bryant	13	6
5	A	Georgia	0	2	49	H	Kentucky	7	2	73	H	Bryant	17	8
5	A	Georgia	1	0	49	H	Kentucky	16	4	73	H	Bryant	4	3
14	H	Texas A&M	2	1						76	H	California	4	3
14	H	Texas A&M	4	6						76	H	California	2	5
14	H	Texas A&M	9	3						76	H	California	5	4
17	A	Mississippi St.	5	6						100	H	South Alabama	2	0
17	A	Mississippi St.	10	5										
17	A	Mississippi St.	11	2										
23	A	Texas	6	7										
23	A	Texas	4	8										
23	A	Texas	1	8										
					LAST 10 GAMES									
14	H	Texas A&M	9	3	196	A	Southern U.	2	7					
14	H	Texas A&M	4	6	14	H	Texas A&M	2	1					
17	A	Mississippi St.	5	6	250	H	Grambling	9	0					
76	H	California	5	4	17	A	Mississippi St.	11	2					
76	H	California	2	5	17	A	Mississippi St.	10	5					

Non-Div. I Games:

LSU

Average RPI Win:	115	WON-LOST RECORD	WINNING PCT. RANK	LAST 10 GAMES	STRENGTH OF SCHEDULE	OPP. STRENGTH OF SCHEDULE	TEAM RPI	ADJ RPI	CONF. RPI	ADJ CONF. RPI		
DIV. I ONLY		25-8-0	.75758	15	8-2-0	26	41	10	.60693	10	4	4
DIV. I NON-CONF.		15-3-0	.83333	11	3-0-0	61	110	9	.60135	9	5	5
<hr/>												
TOTALS	RPI 1-25	RPI 26-50		W-L RECORDS		RPI 51-100		RPI 101-150		RPI 150+		
25-8-0	4-4-0	2-2-0		OVERALL		8-2-0		2-0-0		9-0-0		
19-4-0	3-2-0	1-0-0		HOME		5-2-0		2-0-0		8-0-0		
5-2-0	1-2-0	0-0-0		AWAY		3-0-0		0-0-0		1-0-0		
1-2-0	0-0-0	1-2-0		NEUTRAL		0-0-0		0-0-0		0-0-0		
15-3-0	2-0-0	2-2-0		NON-CONFERENCE		0-1-0		2-0-0		9-0-0		
13-1-0	2-0-0	1-0-0		HOME		0-1-0		2-0-0		8-0-0		
1-0-0	0-0-0	0-0-		AWAY		0-0-0		0-0-0		1-0-0		
1-2-0	0-0-0	1-2-0		NEUTRAL		0-0-0		0-0-0		0-0-0		
10-5-0	2-4-0	0-0-0		CONFERENCE		8-1-0		0-0-0		0-0-0		
6-3-0	1-2-0	0-0-0		HOME		5-1-0		0-0-0		0-0-0		
4-2-0	1-2-0	0-0-0		AWAY		3-0-0		0-0-0		0-0-0		
0-0-0	0-0-0	0-0-0		NEUTRAL		0-0-0		0-0-0		0-0-0		
RPI S	Opponent	Score	RPI S	Opponent	Score	RPI S	Opponent	Score	RPI S	Opponent	Score	
13 H	Georgia Tech	0 4	27 N	UConn	2 3	74 H	Boston College	4 6	114 H	Morehead St.	10 9	
13 H	Georgia Tech	5 4	27 N	UConn	12 2	74 H	Boston College	4 0	126 H	Miami (OH)	6 1	
13 H	Georgia Tech	1 3	27 N	UConn	3 8	74 H	Boston College	11 4	184 H	Brown	7 0	
18 A	Clemson	7 4	49 H	Kentucky	8 3	80 A	Duke	8 3	184 H	Brown	5 4	
18 A	Clemson	3 6				80 A	Duke	8 6	184 H	Brown	13 2	
18 A	Clemson	1 5				80 A	Duke	2 1	191 H	James Madison	11 1	
20 H	Ole Miss	10 8				87 H	Xavier	4 5	191 H	James Madison	5 0	
20 H	Ole Miss	4 3				99 H	Wake Forest	10 7	191 H	James Madison	1 0	
						99 H	Wake Forest	6 1	195 A	Eastern Ky.	12 8	
						99 H	Wake Forest	5 4	195 H	Eastern Ky.	5 1	
									276 H	Northern Ky.	11 2	
LAST 10 GAMES												
			99 H	Wake Forest	10 7	184 H	Brown	7 0				
			99 H	Wake Forest	6 1	195 H	Eastern Ky.	5 1				
			191 H	James Madison	11 1	276 H	Northern Ky.	11 2				
			191 H	James Madison	1 0	18 A	Clemson	7 4				
			184 H	Brown	5 4	18 A	Clemson	3 6				

Non-Div. I Games:

Louisville

Average RPI Win:		106	WON-LOST RECORD		WINNING PCT. RANK		LAST 10 GAMES		STRENGTH OF SCHEDULE		OPP. STRENGTH OF SCHEDULE		TEAM RPI		ADJ RPI		CONF. RPI		ADJ CONF. RPI					
Average RPI Loss:		97																						
DIV. I ONLY			25-7-0		.78125		10		9-1-0		62		36		11		.60631		11		5		5	
DIV. I NON-CONF.			17-6-0		.73913		37		2-0-0		97		82		35		.57631		35		4		4	
TOTALS		RPI 1-25		RPI 26-50		W-L RECORDS		RPI 51-100		RPI 101-150		RPI 150+												
25-7-0		1-1-0		3-0-0		OVERALL		9-3-0		6-2-0		6-1-0												
15-3-0		0-0-0		3-0-0		HOME		4-0-0		3-2-0		5-1-0												
10-4-0		1-1-0		0-0-0		AWAY		5-3-0		3-0-0		1-0-0												
0-0-0		0-0-0		0-0-0		NEUTRAL		0-0-0		0-0-0		0-0-0												
17-6-0		1-1-0		0-0-0		NON-CONFERENCE		7-2-0		3-2-0		6-1-0												
12-3-0		0-0-0		0-0-0		HOME		4-0-0		3-2-0		5-1-0												
5-3-0		1-1-0		0-0-		AWAY		3-2-0		0-0-0		1-0-0												
0-0-0		0-0-0		0-0-0		NEUTRAL		0-0-0		0-0-0		0-0-0												
8-1-0		0-0-0		3-0-0		CONFERENCE		2-1-0		3-0-0		0-0-0												
3-0-0		0-0-0		3-0-0		HOME		0-0-0		0-0-0		0-0-0												
5-1-0		0-0-0		0-0-0		AWAY		2-1-0		3-0-0		0-0-0												
0-0-0		0-0-0		0-0-0		NEUTRAL		0-0-0		0-0-0		0-0-0												
RPI	S	Opponent		Score		RPI	S	Opponent		Score		RPI	S	Opponent		Score		RPI	S	Opponent		Score		
17	A	Mississippi St.		1	4	33	H	UCF		13	8	51	A	Houston		15	3	102	H	Wright St.		4	12	
20	A	Ole Miss		3	2	33	H	UCF		6	5	51	A	Houston		0	2	105	H	Utah		7	6	
						33	H	UCF		7	4	51	A	Houston		3	1	110	H	Elon		5	3	
												56	A	Campbell		6	7	118	A	South Fla.		5	1	
												69	A	Maryland		9	0	118	A	South Fla.		13	7	
												69	A	Maryland		3	0	118	A	South Fla.		4	0	
												69	A	Maryland		2	1	123	H	Air Force		2	3	
												80	A	Duke		2	7	131	H	Western Caro.		12	6	
												80	H	Duke		6	1	154	H	Radford		15	9	
												95	H	Marist		5	0	154	H	Radford		6	2	
												95	H	Marist		4	3	154	H	Radford		4	3	
												95	H	Marist		10	5	207	A	UNCW		9	1	
																		248	H	Monmouth		3	1	
																		248	H	Monmouth		5	8	
																		248	H	Monmouth		10	0	
LAST 10 GAMES																								
						51	A	Houston		3	1	51	A	Houston		0	2							
						154	H	Radford		15	9	80	H	Duke		6	1							
						154	H	Radford		6	2	118	A	South Fla.		5	1							
						207	A	UNCW		9	1	118	A	South Fla.		13	7							
						51	A	Houston		15	3	118	A	South Fla.		4	0							

Non-Div. I Games:

East Carolina

Average RPI Win:	110	WON-LOST	WINNING	LAST 10	STRENGTH OF	OPP. STRENGTH	TEAM	ADJ	CONF.	ADJ CONF.		
Average RPI Loss:	42	RECORD	PCT. RANK	GAMES	SCHEDULE	OF SCHEDULE	RPI	RPI	RPI	RPI		
DIV. I ONLY		23-10-0	.69697	35	3-7-0	13	24	12	.60482	12	1	1
DIV. I NON-CONF.		16-4-0	.8	18	0-2-0	135	71	38	.57433	38	1	1
<hr/>												
TOTALS	RPI 1-25	RPI 26-50		W-L RECORDS		RPI 51-100		RPI 101-150		RPI 150+		
23-10-0	5-5-0	4-3-0		OVERALL		3-1-0		4-0-0		7-1-0		
16-5-0	4-3-0	0-0-0		HOME		2-1-0		3-0-0		7-1-0		
7-4-0	1-2-0	4-2-0		AWAY		1-0-0		1-0-0		0-0-0		
0-1-0	0-0-0	0-1-0		NEUTRAL		0-0-0		0-0-0		0-0-0		
16-4-0	0-1-0	2-1-0		NON-CONFERENCE		3-1-0		4-0-0		7-1-0		
12-3-0	0-1-0	0-0-0		HOME		2-1-0		3-0-0		7-1-0		
4-1-0	0-0-0	2-0-		AWAY		1-0-0		1-0-0		0-0-0		
0-0-0	0-0-0	0-0-0		NEUTRAL		0-0-0		0-0-0		0-0-0		
7-6-0	5-4-0	2-2-0		CONFERENCE		0-0-0		0-0-0		0-0-0		
4-2-0	4-2-0	0-0-0		HOME		0-0-0		0-0-0		0-0-0		
3-3-0	1-2-0	2-1-0		AWAY		0-0-0		0-0-0		0-0-0		
0-1-0	0-0-0	0-1-0		NEUTRAL		0-0-0		0-0-0		0-0-0		
RPI	S	Opponent	Score	RPI	S	Opponent	Score	RPI	S	Opponent	Score	
4	H	Arkansas	6 9	33	A	UCF	4 1	71	H	Ga. Southern	11 2	
4	H	Arkansas	6 3	33	A	UCF	1 6	71	H	Ga. Southern	5 7	
4	H	Arkansas	0 8	33	A	UCF	13 9	71	H	Ga. Southern	4 3	
13	H	Georgia Tech	3 9	40	A	South Carolina	7 5	100	A	South Alabama	6 2	
15	H	Tennessee	5 3	40	A	South Carolina	4 2					
15	H	Tennessee	2 0	40	A	South Carolina	0 4					
15	H	Tennessee	5 2	44	N	Alabama	3 6					
17	A	Mississippi St.	15 20									
17	A	Mississippi St.	6 5									
17	A	Mississippi St.	2 15									

Non-Div. I Games:

Auburn

Average RPI Win: 93		WON-LOST	WINNING	LAST 10	STRENGTH OF		OPP. STRENGTH	TEAM	ADJ	CONF.	ADJ CONF.
Average RPI Loss: 51		RECORD	PCT. RANK	GAMES	SCHEDULE		OF SCHEDULE	RPI	RPI	RPI	RPI
DIV. I ONLY		22-11-0	.66667	44	6		10	13	.60429	13	4
DIV. I NON-CONF.		13-5-0	.72222	43	18		21	11	.59958	11	5
TOTALS		RPI 1-25	RPI 26-50		W-L RECORDS		RPI 51-100		RPI 101-150		RPI 150+
22-11-0		8-5-0	1-2-0		OVERALL		5-2-0		2-1-0		6-1-0
15-7-0		5-3-0	0-0-0		HOME		5-2-0		2-1-0		3-1-0
7-4-0		3-2-0	1-2-0		AWAY		0-0-0		0-0-0		3-0-0
0-0-0		0-0-0	0-0-0		NEUTRAL		0-0-0		0-0-0		0-0-0
13-5-0		4-3-0	0-0-0		NON-CONFERENCE		3-1-0		0-0-0		6-1-0
9-4-0		3-2-0	0-0-0		HOME		3-1-0		0-0-0		3-1-0
4-1-0		1-1-0	0-0-		AWAY		0-0-0		0-0-0		3-0-0
0-0-0		0-0-0	0-0-0		NEUTRAL		0-0-0		0-0-0		0-0-0
9-6-0		4-2-0	1-2-0		CONFERENCE		2-1-0		2-1-0		0-0-0
6-3-0		2-1-0	0-0-0		HOME		2-1-0		2-1-0		0-0-0
3-3-0		2-1-0	1-2-0		AWAY		0-0-0		0-0-0		0-0-0
0-0-0		0-0-0	0-0-0		NEUTRAL		0-0-0		0-0-0		0-0-0
RPI S	Opponent	Score		RPI S	Opponent	Score		RPI S	Opponent	Score	
1 H	UCLA	4	3	34 A	Miami (FL)	5	4	71 H	Ga. Southern	7	6
1 H	UCLA	2	8	34 A	Miami (FL)	6	9	86 H	Northwestern	9	2
1 H	UCLA	0	6	34 A	Miami (FL)	5	6	86 H	Northwestern	1	5
5 A	Georgia	2	12					86 H	Northwestern	12	1
5 H	Georgia	11	2					91 H	Virginia	6	5
10 A	Louisville	4	0					91 H	Virginia	8	9
10 A	Louisville	3	1					91 H	Virginia	7	3
10 A	Louisville	4	5								
12 A	Auburn	9	3								
16 H	North Carolina	4	11								
16 H	North Carolina	11	10								
16 H	North Carolina	10	5								
21 H	West Virginia	5	4								
LAST 10 GAMES											
5 A	Georgia	2	12	104 H	Notre Dame	8	7				
16 H	North Carolina	10	5	104 H	Notre Dame	11	2				
16 H	North Carolina	11	10	104 H	Notre Dame	6	9				
16 H	North Carolina	4	11	5 H	Georgia	11	2				
12 A	Auburn	9	3	10 A	Louisville	4	5				

Non-Div. I Games:

Georgia Tech

Average RPI Win:	108	WON-LOST RECORD	WINNING PCT. RANK	LAST 10 GAMES	STRENGTH OF SCHEDULE	OPP. STRENGTH OF SCHEDULE	TEAM RPI	ADJ RPI	CONF. RPI	ADJ CONF. RPI				
DIV. I ONLY		25-9-1	.72857	23	5-4-1	19	50	14	.60393	14	1	1		
DIV. I NON-CONF.		18-5-0	.78261	23	2-1-0	68	158	31	.57873	31	1	1		
<hr/>														
TOTALS	RPI 1-25	RPI 26-50		W-L RECORDS		RPI 51-100		RPI 101-150		RPI 150+				
25-9-1	4-3-0	7-3-1		OVERALL		2-2-0		2-0-0		10-1-0				
17-6-1	2-1-0	3-2-1		HOME		0-2-0		2-0-0		10-1-0				
5-3-0	2-2-0	3-1-0		AWAY		0-0-0		0-0-0		0-0-0				
3-0-0	0-0-0	1-0-0		NEUTRAL		2-0-0		0-0-0		0-0-0				
18-5-0	1-0-0	3-2-0		NON-CONFERENCE		2-2-0		2-0-0		10-1-0				
14-4-0	0-0-0	2-1-0		HOME		0-2-0		2-0-0		10-1-0				
1-1-0	1-0-0	0-0-		AWAY		0-0-0		0-0-0		0-0-0				
3-0-0	0-0-0	1-0-0		NEUTRAL		2-0-0		0-0-0		0-0-0				
7-4-1	3-3-0	4-1-1		CONFERENCE		0-0-0		0-0-0		0-0-0				
3-2-1	2-1-0	1-1-1		HOME		0-0-0		0-0-0		0-0-0				
4-2-0	1-2-0	3-0-0		AWAY		0-0-0		0-0-0		0-0-0				
0-0-0	0-0-0	0-0-0		NEUTRAL		0-0-0		0-0-0		0-0-0				
RPI	S	Opponent	Score		RPI	S	Opponent	Score		RPI	S	Opponent	Score	
2	H	Vanderbilt	4	7	26	H	Missouri	7	3	51	N	Houston	3	2
2	H	Vanderbilt	8	7	26	H	Missouri	2	2	55	N	Baylor	5	2
2	H	Vanderbilt	7	0	26	H	Missouri	2	3	67	H	Texas St.	3	5
9	A	LSU	3	9	39	A	DBU	4	5	90	H	Incarnate Word	5	6
9	A	LSU	1	2	43	H	Gonzaga	4	6					
9	A	LSU	6	4	43	H	Gonzaga	14	2					
23	A	Texas	9	6	43	H	Gonzaga	3	1					
					49	A	Kentucky	17	5					
					49	A	Kentucky	9	3					
					49	A	Kentucky	5	3					
					50	N	TCU	1	0					
<hr/>														
LAST 10 GAMES														
					9	A	LSU	3	9	26	H	Missouri	2	2
					9	A	LSU	6	4	26	H	Missouri	2	3
					67	H	Texas St.	3	5	26	H	Missouri	7	3
					9	A	LSU	1	2	218	H	Lamar University	10	7
					23	A	Texas	9	6	49	A	Kentucky	17	5

Non-Div. I Games:

Texas A&M

Average RPI Win: 118		WON-LOST	WINNING	LAST 10	STRENGTH OF		OPP. STRENGTH	TEAM	ADJ	CONF.	ADJ CONF.
Average RPI Loss: 31		RECORD	PCT. RANK	GAMES	SCHEDULE		OF SCHEDULE	RPI	RPI	RPI	RPI
DIV. I ONLY		24-9-0	.72727	24	8-2-0		45	14	16	.60203	16
DIV. I NON-CONF.		16-2-0	.88889	5	2-0-0		159	79	16	.59406	16
TOTALS		RPI 1-25	RPI 26-50		W-L RECORDS		RPI 51-100		RPI 101-150		RPI 150+
24-9-0		1-5-0	2-1-0		OVERALL		10-3-0		4-0-0		7-0-0
20-2-0		0-0-0	2-1-0		HOME		8-1-0		4-0-0		6-0-0
4-7-0		1-5-0	0-0-0		AWAY		2-2-0		0-0-0		1-0-0
0-0-0		0-0-0	0-0-0		NEUTRAL		0-0-0		0-0-0		0-0-0
16-2-0		0-0-0	0-0-0		NON-CONFERENCE		5-2-0		4-0-0		7-0-0
15-1-0		0-0-0	0-0-0		HOME		5-1-0		4-0-0		6-0-0
1-1-0		0-0-0	0-0-		AWAY		0-1-0		0-0-0		1-0-0
0-0-0		0-0-0	0-0-0		NEUTRAL		0-0-0		0-0-0		0-0-0
8-7-0		1-5-0	2-1-0		CONFERENCE		5-1-0		0-0-0		0-0-0
5-1-0		0-0-0	2-1-0		HOME		3-0-0		0-0-0		0-0-0
3-6-0		1-5-0	0-0-0		AWAY		2-1-0		0-0-0		0-0-0
0-0-0		0-0-0	0-0-0		NEUTRAL		0-0-0		0-0-0		0-0-0
RPI S	Opponent	Score	RPI S	Opponent	Score	RPI S	Opponent	Score	RPI S	Opponent	Score
13 A	Georgia Tech	10 11	34 H	Miami (FL)	4 6	52 H	VCU	8 11	118 H	South Fla.	3 2
13 A	Georgia Tech	11 4	34 H	Miami (FL)	8 5	54 A	Virginia Tech	7 5	118 H	South Fla.	5 3
13 A	Georgia Tech	5 10	34 H	Miami (FL)	9 3	54 A	Virginia Tech	5 2	118 H	South Fla.	2 1
18 A	Clemson	3 17				54 A	Virginia Tech	1 4	132 H	Gardner-Webb	18 8
18 A	Clemson	2 3				56 H	Campbell	4 2	181 H	N.C. A&T	2 1
18 A	Clemson	4 5				62 A	Liberty	0 2	207 A	UNCW	11 4
						80 H	Duke	8 7	207 H	UNCW	4 3
						80 H	Duke	16 6	215 H	UMass Lowell	14 2
						80 H	Duke	1 0	215 H	UMass Lowell	14 7
						87 H	Xavier	8 3	215 H	UMass Lowell	5 0
						87 H	Xavier	12 3	278 H	Charleston So.	7 6
						87 H	Xavier	14 3			
						93 H	UNC Greensboro	17 4			
LAST 10 GAMES											
18 A	Clemson	3 17	13 A	Georgia Tech	10 11						
18 A	Clemson	2 3	13 A	Georgia Tech	11 4						
215 H	UMass Lowell	14 7	80 H	Duke	16 6						
93 H	UNC Greensboro	17 4	80 H	Duke	8 7						
13 A	Georgia Tech	5 10	80 H	Duke	1 0						

Non-Div. I Games:

North Carolina

Average RPI Win: 128		WON-LOST	WINNING	LAST 10	STRENGTH OF		OPP. STRENGTH	TEAM	ADJ	CONF.	ADJ CONF.
Average RPI Loss: 19		RECORD	PCT. RANK	GAMES	SCHEDULE		OF SCHEDULE	RPI	RPI	RPI	RPI
DIV. I ONLY		27-6-0	.81818	5	7-3-0		83	11	17	.60158	17
DIV. I NON-CONF.		20-1-0	.95238	1	2-0-0		241	88	25	.58374	25
TOTALS		RPI 1-25	RPI 26-50		W-L RECORDS		RPI 51-100		RPI 101-150		RPI 150+
27-6-0		7-4-0	4-2-0		OVERALL		1-0-0		4-0-0		11-0-0
20-4-0		4-3-0	2-1-0		HOME		0-0-0		4-0-0		10-0-0
5-2-0		2-1-0	2-1-0		AWAY		0-0-0		0-0-0		1-0-0
2-0-0		1-0-0	0-0-0		NEUTRAL		1-0-0		0-0-0		0-0-0
20-1-0		2-0-0	2-1-0		NON-CONFERENCE		1-0-0		4-0-0		11-0-0
17-1-0		1-0-0	2-1-0		HOME		0-0-0		4-0-0		10-0-0
1-0-0		0-0-0	0-0-0		AWAY		0-0-0		0-0-0		1-0-0
2-0-0		1-0-0	0-0-0		NEUTRAL		1-0-0		0-0-0		0-0-0
7-5-0		5-4-0	2-1-0		CONFERENCE		0-0-0		0-0-0		0-0-0
3-3-0		3-3-0	0-0-0		HOME		0-0-0		0-0-0		0-0-0
4-2-0		2-1-0	2-1-0		AWAY		0-0-0		0-0-0		0-0-0
0-0-0		0-0-0	0-0-0		NEUTRAL		0-0-0		0-0-0		0-0-0
RPI S	Opponent	Score		RPI S	Opponent	Score		RPI S	Opponent	Score	
8 N	Texas Tech	4	2	28 A	Florida	10	5	61 N	Sam Houston St.	5	4
9 H	LSU	6	5	28 A	Florida	6	5	108 H	Southeastern La.	12	0
9 H	LSU	2	11	28 A	Florida	2	4	134 H	Little Rock	15	4
9 H	LSU	5	10	42 H	Southern Miss.	8	1	144 H	UAB	3	2
11 H	East Carolina	4	1	42 H	Southern Miss.	0	1	146 H	La.-Monroe	21	8
12 H	Auburn	20	15	42 H	Southern Miss.	4	3	159 A	Samford	6	4
12 H	Auburn	15	2					200 H	Maine	9	8
12 H	Auburn	5	6					200 H	Maine	9	2
15 A	Tennessee	7	5					200 H	Maine	5	1
15 A	Tennessee	6	3					250 H	Grambling	18	1
15 A	Tennessee	1	2					262 H	Youngstown St.	14	2
								262 H	Youngstown St.	14	3
								262 H	Youngstown St.	8	0
								279 H	Mississippi Val.	18	5
								283 H	Jackson St.	17	4
								291 H	Ark.-Pine Bluff	14	1
LAST 10 GAMES											
9 H	LSU	6	5	15 A	Tennessee	1	2				
200 H	Maine	9	2	15 A	Tennessee	6	3				
262 H	Youngstown St.	14	2	146 H	La.-Monroe	21	8				
262 H	Youngstown St.	8	0	9 H	LSU	2	11				
15 A	Tennessee	7	5	9 H	LSU	5	10				

Non-Div. I Games:

Mississippi St.

Average RPI Win:	100	WON-LOST RECORD	WINNING PCT. RANK	LAST 10 GAMES	STRENGTH OF SCHEDULE	OPP. STRENGTH OF SCHEDULE	TEAM RPI	ADJ RPI	CONF. RPI	ADJ CONF. RPI		
DIV. I ONLY		24-8-0	.75	19	7-3-0	46	8	18	.59986	18	4	4
DIV. I NON-CONF.		13-4-0	.76471	31	1-1-0	125	18	42	.57332	42	5	5
<hr/>												
TOTALS	RPI 1-25	RPI 26-50		W-L RECORDS		RPI 51-100		RPI 101-150		RPI 150+		
24-8-0	5-2-0	2-2-0		OVERALL		9-2-0		2-2-0		6-0-0		
15-6-0	5-2-0	1-1-0		HOME		3-1-0		2-2-0		4-0-0		
7-2-0	0-0-0	0-1-0		AWAY		5-1-0		0-0-0		2-0-0		
2-0-0	0-0-0	1-0-0		NEUTRAL		1-0-0		0-0-0		0-0-0		
13-4-0	0-1-0	2-2-0		NON-CONFERENCE		4-1-0		1-0-0		6-0-0		
9-3-0	0-1-0	1-1-0		HOME		3-1-0		1-0-0		4-0-0		
2-1-0	0-0-0	0-0-		AWAY		0-0-0		0-0-0		2-0-0		
2-0-0	0-0-0	1-0-0		NEUTRAL		1-0-0		0-0-0		0-0-0		
11-4-0	5-1-0	0-0-0		CONFERENCE		5-1-0		1-2-0		0-0-0		
6-3-0	5-1-0	0-0-0		HOME		0-0-0		1-2-0		0-0-0		
5-1-0	0-0-0	0-0-0		AWAY		5-1-0		0-0-0		0-0-0		
0-0-0	0-0-0	0-0-0		NEUTRAL		0-0-0		0-0-0		0-0-0		
RPI S	Opponent	Score		RPI S	Opponent	Score		RPI S	Opponent	Score		
5 H	Georgia	3	5	29 H	Coastal Caro.	8	5	54 A	Virginia Tech	14	1	
10 H	Louisville	4	7	40 A	South Carolina	3	14	54 A	Virginia Tech	6	4	
10 H	Louisville	5	1	40 H	South Carolina	4	5	54 A	Virginia Tech	12	9	
10 H	Louisville	6	3	40 N	South Carolina	11	5	74 A	Boston College	8	1	
16 H	North Carolina	17	3					74 A	Boston College	2	3	
16 H	North Carolina	5	4					74 A	Boston College	9	5	
16 H	North Carolina	3	2					94 H	Col. of Charleston	13	1	
								94 N	Col. of Charleston	4	1	
								100 H	South Alabama	7	2	
								100 H	South Alabama	6	2	
								100 H	South Alabama	3	4	
LAST 10 GAMES												
16 H	North Carolina	17	3	10 H	Louisville	4	7					
16 H	North Carolina	3	2	10 H	Louisville	6	3					
186 H	Charlotte	7	6	10 H	Louisville	5	1					
100 H	South Alabama	3	4	5 H	Georgia	3	5					
100 H	South Alabama	7	2	54 A	Virginia Tech	12	9					

Non-Div. I Games:

Clemson

NC State				Through Games Of 04/09/2019									
Average RPI Win:	140	WON-LOST RECORD	WINNING PCT. RANK	LAST 10 GAMES	STRENGTH OF SCHEDULE	OPP. STRENGTH OF SCHEDULE	TEAM RPI	ADJ RPI	CONF. RPI	ADJ CONF. RPI			
DIV. I ONLY		29-4-0	.87879	1	7-3-0	159	71	19	.5976	19	4	4	
DIV. I NON-CONF.		17-1-0	.94444	2	2-1-0	226	85	18	.59357	18	5	5	

TOTALS	RPI 1-25	RPI 26-50		W-L RECORDS		RPI 51-100		RPI 101-150		RPI 150+			
29-4-0	0-0-0	4-1-0		OVERALL		10-3-0		3-0-0		12-0-0			
16-2-0	0-0-0	0-0-0		HOME		7-2-0		1-0-0		8-0-0			
10-1-0	0-0-0	4-0-0		AWAY		3-1-0		1-0-0		2-0-0			
3-1-0	0-0-0	0-1-0		NEUTRAL		0-0-0		1-0-0		2-0-0			
17-1-0	0-0-0	1-1-0		NON-CONFERENCE		4-0-0		3-0-0		9-0-0			
9-0-0	0-0-0	0-0-0		HOME		3-0-0		1-0-0		5-0-0			
5-0-0	0-0-0	1-0-		AWAY		1-0-0		1-0-0		2-0-0			
3-1-0	0-0-0	0-1-0		NEUTRAL		0-0-0		1-0-0		2-0-0			
12-3-0	0-0-0	3-0-0		CONFERENCE		6-3-0		0-0-0		3-0-0			
7-2-0	0-0-0	0-0-0		HOME		4-2-0		0-0-0		3-0-0			
5-1-0	0-0-0	3-0-0		AWAY		2-1-0		0-0-0		0-0-0			
0-0-0	0-0-0	0-0-0		NEUTRAL		0-0-0		0-0-0		0-0-0			
RPI	S	Opponent	Score	RPI	S	Opponent	Score	RPI	S	Opponent	Score		
29	A	Coastal Caro.	7 6	56	A	Campbell	10 1	110	A	Elon	5 0		
34	A	Miami (FL)	6 3	64	H	Minnesota	3 2	110	H	Elon	21 2		
34	A	Miami (FL)	7 6	64	H	Minnesota	5 4	147	N	Michigan St.	5 0		
34	A	Miami (FL)	6 4	64	H	Minnesota	8 4	165	N	Kent St.	3 2		
40	N	South Carolina	8 10	74	A	Boston College	16 4	181	N	N.C. A&T	12 3		
				74	A	Boston College	1 3	186	A	Charlotte	6 5		
				74	A	Boston College	6 5	223	H	Pittsburgh	4 3		
				91	H	Virginia	8 7	223	H	Pittsburgh	6 5		
				91	H	Virginia	3 0	223	H	Pittsburgh	21 3		
				91	H	Virginia	3 4	249	A	N.C. Central	11 10		
				98	H	Florida St.	9 8	267	H	Bucknell	8 2		
				98	H	Florida St.	16 0	267	H	Bucknell	14 2		
				98	H	Florida St.	5 7	267	H	Bucknell	12 8		
								271	H	George Mason	18 3		
								277	H	Towson	11 1		

LAST 10 GAMES													
64	H	Minnesota	8 4	40	N	South Carolina	8 10						
64	H	Minnesota	3 2	91	H	Virginia	8 7						
74	A	Boston College	1 3	91	H	Virginia	3 0						
74	A	Boston College	16 4	91	H	Virginia	3 4						
74	A	Boston College	6 5	181	N	N.C. A&T	12 3						

Non-Div. I Games:

NC State

Average RPI Win: 113		WON-LOST	WINNING	LAST 10	STRENGTH OF		OPP. STRENGTH	TEAM	ADJ	CONF.	ADJ CONF.
Average RPI Loss: 59		RECORD	PCT. RANK	GAMES	SCHEDULE		OF SCHEDULE	RPI	RPI	RPI	RPI
DIV. I ONLY		24-10-0	.70588	32	7-3-0		39	32	20	.59545	20
DIV. I NON-CONF.		16-6-0	.72727	39	2-1-0		160	69	64	.55227	64
TOTALS		RPI 1-25	RPI 26-50		W-L RECORDS		RPI 51-100		RPI 101-150		RPI 150+
24-10-0		2-4-0	7-3-0		OVERALL		3-1-0		6-1-0		6-1-0
17-4-0		0-1-0	5-1-0		HOME		1-0-0		5-1-0		6-1-0
6-6-0		2-3-0	1-2-0		AWAY		2-1-0		1-0-0		0-0-0
1-0-0		0-0-0	1-0-0		NEUTRAL		0-0-0		0-0-0		0-0-0
16-6-0		0-3-0	1-0-0		NON-CONFERENCE		3-1-0		6-1-0		6-1-0
12-3-0		0-1-0	0-0-0		HOME		1-0-0		5-1-0		6-1-0
3-3-0		0-2-0	0-0-		AWAY		2-1-0		1-0-0		0-0-0
1-0-0		0-0-0	1-0-0		NEUTRAL		0-0-0		0-0-0		0-0-0
8-4-0		2-1-0	6-3-0		CONFERENCE		0-0-0		0-0-0		0-0-0
5-1-0		0-0-0	5-1-0		HOME		0-0-0		0-0-0		0-0-0
3-3-0		2-1-0	1-2-0		AWAY		0-0-0		0-0-0		0-0-0
0-0-0		0-0-0	0-0-0		NEUTRAL		0-0-0		0-0-0		0-0-0
RPI S	Opponent	Score	RPI S	Opponent	Score	RPI S	Opponent	Score	RPI S	Opponent	Score
4 A	Arkansas	3 5	26 A	Missouri	3 0	72 H	Arkansas St.	15 3	102 H	Wright St.	10 1
4 A	Arkansas	4 3	26 A	Missouri	5 8	92 A	Tulane	12 13	102 H	Wright St.	5 9
4 A	Arkansas	10 5	26 A	Missouri	1 2	92 A	Tulane	6 3	116 A	Memphis	9 6
10 A	Louisville	3 4	28 H	Florida	12 10	92 A	Tulane	6 4	134 H	Little Rock	11 8
10 A	Louisville	8 10	28 H	Florida	16 4				144 H	UAB	13 4
11 H	East Carolina	2 3	28 H	Florida	12 4				144 H	UAB	2 1
			42 N	Southern Miss.	11 2				144 H	UAB	15 9
			44 H	Alabama	12 2				203 H	UT Martin	12 6
			44 H	Alabama	6 8				211 H	Long Beach St.	7 2
			44 H	Alabama	1 0				211 H	Long Beach St.	5 3
									211 H	Long Beach St.	7 6
									261 H	North Ala.	6 10
									291 H	Ark.-Pine Bluff	25 0
									291 H	Ark.-Pine Bluff	12 2
LAST 10 GAMES											
			28 H	Florida	16 4	28 H	Florida	12 4			
			116 A	Memphis	9 6	261 H	North Ala.	6 10			
			291 H	Ark.-Pine Bluff	25 0	4 A	Arkansas	10 5			
			42 N	Southern Miss.	11 2	4 A	Arkansas	4 3			
			28 H	Florida	12 10	4 A	Arkansas	3 5			

Non-Div. I Games:

Ole Miss

Average RPI Win:		127	WON-LOST RECORD		WINNING PCT. RANK		LAST 10 GAMES		STRENGTH OF SCHEDULE		OPP. STRENGTH OF SCHEDULE		TEAM RPI		ADJ RPI		CONF. RPI		ADJ CONF. RPI				
DIV. I ONLY			19-12-0		.6129 82		6-4-0		29		76		21		.59495 21		3		3				
DIV. I NON-CONF.			15-7-0		.68182 56		2-0-0		86		86		21		.58992 21		3		3				
TOTALS		RPI 1-25		RPI 26-50				W-L RECORDS		RPI 51-100				RPI 101-150				RPI 150+					
19-12-0		1-3-0		4-2-0				OVERALL		4-5-0				1-1-0				9-1-0					
9-1-0		0-0-0		2-1-0				HOME		0-0-0				0-0-0				7-0-0					
10-11-0		1-3-0		2-1-0				AWAY		4-5-0				1-1-0				2-1-0					
0-0-0		0-0-0		0-0-0				NEUTRAL		0-0-0				0-0-0				0-0-0					
15-7-0		1-3-0		0-0-0				NON-CONFERENCE		4-2-0				1-1-0				9-1-0					
7-0-0		0-0-0		0-0-0				HOME		0-0-0				0-0-0				7-0-0					
8-7-0		1-3-0		0-0-				AWAY		4-2-0				1-1-0				2-1-0					
0-0-0		0-0-0		0-0-0				NEUTRAL		0-0-0				0-0-0				0-0-0					
4-5-0		0-0-0		4-2-0				CONFERENCE		0-3-0				0-0-0				0-0-0					
2-1-0		0-0-0		2-1-0				HOME		0-0-0				0-0-0				0-0-0					
2-4-0		0-0-0		2-1-0				AWAY		0-3-0				0-0-0				0-0-0					
0-0-0		0-0-0		0-0-0				NEUTRAL		0-0-0				0-0-0				0-0-0					
RPI	S	Opponent		Score		RPI	S	Opponent		Score		RPI	S	Opponent		Score		RPI	S	Opponent		Score	
3	A	Oregon St.		2	9	32	A	Oklahoma St.		5	9	55	A	Baylor		0	12	114	A	Morehead St.		6	9
3	A	Oregon St.		2	0	32	A	Oklahoma St.		11	1	55	A	Baylor		5	6	114	A	Morehead St.		9	3
3	A	Oregon St.		2	4	32	A	Oklahoma St.		4	2	55	A	Baylor		4	10	165	H	Kent St.		8	4
13	A	Georgia Tech		4	5	47	H	Oklahoma		12	4	71	A	Ga. Southern		0	1	165	H	Kent St.		9	7
						47	H	Oklahoma		1	2	71	A	Ga. Southern		5	1	165	H	Kent St.		6	2
						47	H	Oklahoma		5	1	71	A	Ga. Southern		3	1	168	H	Canisius		5	4
												79	A	William & Mary		12	2	189	A	Marshall		15	3
												79	A	William & Mary		9	1	223	H	Pittsburgh		5	4
												79	A	William & Mary		4	6	226	A	Kennesaw St.		3	5
																		233	A	Georgia St.		8	2
																		262	H	Youngstown St.		14	1
																		277	H	Towson		8	3
LAST 10 GAMES																							
						277	H	Towson		8	3	32	A	Oklahoma St.		11	1						
						71	A	Ga. Southern		3	1	223	H	Pittsburgh		5	4						
						168	H	Canisius		5	4	47	H	Oklahoma		5	1						
						32	A	Oklahoma St.		4	2	47	H	Oklahoma		12	4						
						32	A	Oklahoma St.		5	9	47	H	Oklahoma		1	2						

Non-Div. I Games:

West Virginia

Average RPI Win:	98	WON-LOST	WINNING	LAST 10	STRENGTH OF	OPP. STRENGTH	TEAM	ADJ	CONF.	ADJ CONF.	
Average RPI Loss:	60	RECORD	PCT. RANK	GAMES	SCHEDULE	OF SCHEDULE	RPI	RPI	RPI	RPI	
DIV. I ONLY	17-7-0	.70833	31	8-2-0	79	23	22	.59453	22	17	17
DIV. I NON-CONF.	17-7-0	.70833	46	8-2-0	82	15	15	.59453	15	16	16
TOTALS	RPI 1-25	RPI 26-50	W-L RECORDS	RPI 51-100	RPI 101-150	RPI 150+					
17-7-0	0-0-0	5-3-0	OVERALL	4-3-0	6-1-0	2-0-0					
5-2-0	0-0-0	3-1-0	HOME	0-0-0	2-1-0	0-0-0					
11-4-0	0-0-0	2-2-0	AWAY	3-2-0	4-0-0	2-0-0					
1-1-0	0-0-0	0-0-0	NEUTRAL	1-1-0	0-0-0	0-0-0					
17-7-0	0-0-0	5-3-0	NON-CONFERENCE	4-3-0	6-1-0	2-0-0					
5-2-0	0-0-0	3-1-0	HOME	0-0-0	2-1-0	0-0-0					
11-4-0	0-0-0	2-0-	AWAY	3-2-0	4-0-0	2-0-0					
1-1-0	0-0-0	0-0-0	NEUTRAL	1-1-0	0-0-0	0-0-0					
0-0-0	0-0-0	0-0-0	CONFERENCE	0-0-0	0-0-0	0-0-0					
0-0-0	0-0-0	0-0-0	HOME	0-0-0	0-0-0	0-0-0					
0-0-0	0-0-0	0-0-0	AWAY	0-0-0	0-0-0	0-0-0					
0-0-0	0-0-0	0-0-0	NEUTRAL	0-0-0	0-0-0	0-0-0					
RPI S	Opponent	Score	RPI S	Opponent	Score	RPI S	Opponent	Score	RPI S	Opponent	Score
			35 A	Evansville	1 7	53 A	Wichita St.	5 7	129 H	Kansas St.	2 9
			35 A	Evansville	0 11	53 A	Wichita St.	3 4	129 H	Kansas St.	11 1
			35 A	Evansville	10 4	67 N	Texas St.	9 12	129 H	Kansas St.	4 0
			45 H	Illinois St.	17 3	67 N	Texas St.	6 5	133 A	McNeese	11 7
			45 H	Illinois St.	7 3	69 A	Maryland	5 3	134 A	Little Rock	13 8
			45 H	Illinois St.	8 7	69 A	Maryland	8 6	134 A	Little Rock	12 10
			48 A	Nebraska	10 2	69 A	Maryland	3 2	134 A	Little Rock	10 8
			48 H	Nebraska	3 6				194 A	Saint Louis	9 4
									194 A	Saint Louis	12 11
LAST 10 GAMES											
			45 H	Illinois St.	8 7	129 H	Kansas St.	4 0			
			45 H	Illinois St.	7 3	45 H	Illinois St.	17 3			
			48 A	Nebraska	10 2	48 H	Nebraska	3 6			
			129 H	Kansas St.	11 1	69 A	Maryland	8 6			
			129 H	Kansas St.	2 9	69 A	Maryland	5 3			

Non-Div. I Games:

Creighton

Average RPI Win:	80	WON-LOST RECORD	WINNING PCT. RANK	LAST 10 GAMES	STRENGTH OF SCHEDULE	OPP. STRENGTH OF SCHEDULE	TEAM RPI	ADJ RPI	CONF. RPI	ADJ CONF. RPI				
DIV. I ONLY		22-13-0	.62857	73	6-4-0	18	7	23	.59378	23	3	3		
DIV. I NON-CONF.		18-9-0	.66667	60	4-2-0	41	2	24	.58455	24	3	3		
<hr/>														
TOTALS	RPI 1-25	RPI 26-50		W-L RECORDS		RPI 51-100		RPI 101-150		RPI 150+				
22-13-0	7-6-0	1-2-0		OVERALL		7-3-0		3-0-0		4-2-0				
16-5-0	6-3-0	0-0-0		HOME		4-0-0		2-0-0		4-2-0				
6-8-0	1-3-0	1-2-0		AWAY		3-3-0		1-0-0		0-0-0				
0-0-0	0-0-0	0-0-0		NEUTRAL		0-0-0		0-0-0		0-0-0				
18-9-0	5-5-0	0-0-0		NON-CONFERENCE		6-2-0		3-0-0		4-2-0				
14-4-0	4-2-0	0-0-0		HOME		4-0-0		2-0-0		4-2-0				
4-5-0	1-3-0	0-0-		AWAY		2-2-0		1-0-0		0-0-0				
0-0-0	0-0-0	0-0-0		NEUTRAL		0-0-0		0-0-0		0-0-0				
4-4-0	2-1-0	1-2-0		CONFERENCE		1-1-0		0-0-0		0-0-0				
2-1-0	2-1-0	0-0-0		HOME		0-0-0		0-0-0		0-0-0				
2-3-0	0-0-0	1-2-0		AWAY		1-1-0		0-0-0		0-0-0				
0-0-0	0-0-0	0-0-0		NEUTRAL		0-0-0		0-0-0		0-0-0				
RPI	S	Opponent	Score		RPI	S	Opponent	Score		RPI	S	Opponent	Score	
4	H	Arkansas	7	6	50	A	TCU	2	3	55	A	Baylor	5	6
4	H	Arkansas	4	11	50	A	TCU	8	12	55	A	Baylor	8	6
7	A	Stanford	0	9	50	A	TCU	13	1	61	H	Sam Houston St.	10	3
7	A	Stanford	2	4						87	H	Xavier	6	5
7	A	Stanford	1	8						87	H	Xavier	6	5
7	A	Stanford	4	0						87	H	Xavier	6	5
8	H	Texas Tech	4	3						90	A	Incarnate Word	2	3
8	H	Texas Tech	0	3						97	A	Louisiana	6	5
8	H	Texas Tech	4	3						97	A	Louisiana	3	1
9	H	LSU	8	1						97	A	Louisiana	6	8
9	H	LSU	8	4										
9	H	LSU	7	6										
14	H	Texas A&M	6	9										
<hr/>														
LAST 10 GAMES														
156	H	Purdue	0	4	87	H	Xavier	6	5	124	H	UTRGV	4	3
128	H	Rice	3	1	87	H	Xavier	6	5	128	A	Rice	11	4
55	A	Baylor	8	6	87	H	Xavier	6	5	128	H	Rice	3	1
55	A	Baylor	5	6	90	A	Incarnate Word	2	3	156	H	Purdue	0	4
14	H	Texas A&M	6	9	50	A	TCU	8	12	156	H	Purdue	13	6
										156	H	Purdue	7	2
										156	H	Purdue	3	0
										166	H	UTSA	7	10
										246	H	Texas Southern	17	3

Non-Div. I Games:

Texas

Average RPI Win: 95		WON-LOST	WINNING	LAST 10	STRENGTH OF		OPP. STRENGTH	TEAM	ADJ	CONF.	ADJ CONF.
Average RPI Loss: 56		RECORD	PCT. RANK	GAMES	SCHEDULE		OF SCHEDULE	RPI	RPI	RPI	RPI
DIV. I ONLY		19-12-0	.6129	82	7-3-0		10	53	24	.59079	24
DIV. I NON-CONF.		13-7-0	.65	76	3-3-0		11	52	10	.60078	10
TOTALS		RPI 1-25	RPI 26-50		W-L RECORDS		RPI 51-100		RPI 101-150		RPI 150+
19-12-0		2-3-0	4-3-0		OVERALL		6-5-0		3-0-0		4-1-0
10-6-0		0-0-0	4-2-0		HOME		6-4-0		0-0-0		0-0-0
9-6-0		2-3-0	0-1-0		AWAY		0-1-0		3-0-0		4-1-0
0-0-0		0-0-0	0-0-0		NEUTRAL		0-0-0		0-0-0		0-0-0
13-7-0		1-2-0	3-1-0		NON-CONFERENCE		5-3-0		0-0-0		4-1-0
8-2-0		0-0-0	3-0-0		HOME		5-2-0		0-0-0		0-0-0
5-5-0		1-2-0	0-0-		AWAY		0-1-0		0-0-0		4-1-0
0-0-0		0-0-0	0-0-0		NEUTRAL		0-0-0		0-0-0		0-0-0
6-5-0		1-1-0	1-2-0		CONFERENCE		1-2-0		3-0-0		0-0-0
2-4-0		0-0-0	1-2-0		HOME		1-2-0		0-0-0		0-0-0
4-1-0		1-1-0	0-0-0		AWAY		0-0-0		3-0-0		0-0-0
0-0-0		0-0-0	0-0-0		NEUTRAL		0-0-0		0-0-0		0-0-0
RPI S	Opponent	Score	RPI S	Opponent	Score	RPI S	Opponent	Score	RPI S	Opponent	Score
3 A	Oregon St.	6 7	30 H	Arizona St.	2 12	57 H	Fresno St.	8 7	105 A	Utah	9 4
3 A	Oregon St.	12 8	30 H	Arizona St.	3 7	57 H	Fresno St.	1 5	105 A	Utah	6 3
8 A	Texas Tech	11 12	30 H	Arizona St.	5 4	57 H	Fresno St.	2 14	105 A	Utah	9 6
8 A	Texas Tech	9 4	37 A	BYU	3 7	57 H	Fresno St.	5 3	222 A	Hawaii	4 3
8 A	Texas Tech	4 6	46 H	Loyola Marymount	7 6	65 H	Washington	3 9	222 A	Hawaii	3 1
			46 H	Loyola Marymount	6 0	65 H	Washington	3 19	222 A	Hawaii	6 7
			46 H	Loyola Marymount	4 3	65 H	Washington	1 0	222 A	Hawaii	8 7
						70 H	Saint Mary's (CA)	5 4	260 A	Utah Valley	12 9
						70 H	Saint Mary's (CA)	6 2			
						70 H	Saint Mary's (CA)	3 2			
						84 A	Portland	3 5			
LAST 10 GAMES											
			105 A	Utah	9 6	57 H	Fresno St.	5 3			
			105 A	Utah	6 3	57 H	Fresno St.	1 5			
			70 H	Saint Mary's (CA)	5 4	57 H	Fresno St.	2 14			
			3 A	Oregon St.	12 8	105 A	Utah	9 4			
			57 H	Fresno St.	8 7	260 A	Utah Valley	12 9			

Non-Div. I Games:

Oregon

Average RPI Win:	110	WON-LOST	WINNING	LAST 10	STRENGTH OF	OPP. STRENGTH	TEAM	ADJ	CONF.	ADJ CONF.		
Average RPI Loss:	81	RECORD	PCT. RANK	GAMES	SCHEDULE	OF SCHEDULE	RPI	RPI	RPI	RPI		
DIV. I ONLY		20-11-0	.64516	54	3-7-0	30	103	25	.58966	25	7	7
DIV. I NON-CONF.		19-6-0	.76	33	2-2-0	12	127	5	.62794	5	6	6
<hr/>												
TOTALS	RPI 1-25	RPI 26-50		W-L RECORDS		RPI 51-100		RPI 101-150		RPI 150+		
20-11-0	0-0-0	5-4-0		OVERALL		5-5-0		6-0-0		4-2-0		
9-2-0	0-0-0	5-0-0		HOME		1-2-0		3-0-0		0-0-0		
8-7-0	0-0-0	0-3-0		AWAY		4-3-0		3-0-0		1-1-0		
3-2-0	0-0-0	0-1-0		NEUTRAL		0-0-0		0-0-0		3-1-0		
19-6-0	0-0-0	5-4-0		NON-CONFERENCE		4-0-0		6-0-0		4-2-0		
8-0-0	0-0-0	5-0-0		HOME		0-0-0		3-0-0		0-0-0		
8-4-0	0-0-0	0-0-		AWAY		4-0-0		3-0-0		1-1-0		
3-2-0	0-0-0	0-1-0		NEUTRAL		0-0-0		0-0-0		3-1-0		
1-5-0	0-0-0	0-0-0		CONFERENCE		1-5-0		0-0-0		0-0-0		
1-2-0	0-0-0	0-0-0		HOME		1-2-0		0-0-0		0-0-0		
0-3-0	0-0-0	0-0-0		AWAY		0-3-0		0-0-0		0-0-0		
0-0-0	0-0-0	0-0-0		NEUTRAL		0-0-0		0-0-0		0-0-0		
RPI	S	Opponent	Score	RPI	S	Opponent	Score	RPI	S	Opponent	Score	
				27	N	UConn	4 7	68	A	Fla. Atlantic	7 6	
				29	A	Coastal Caro.	3 11	68	A	Fla. Atlantic	5 3	
				29	H	Coastal Caro.	4 1	68	A	Fla. Atlantic	11 10	
				29	H	Coastal Caro.	4 2	69	H	Maryland	2 4	
				36	A	Indiana St.	1 3	69	H	Maryland	4 8	
				45	A	Illinois St.	6 7	69	H	Maryland	5 1	
				45	H	Illinois St.	4 2	85	A	Iowa	1 3	
				45	H	Illinois St.	14 3	85	A	Iowa	1 2	
				45	H	Illinois St.	12 1	85	A	Iowa	4 8	
								99	A	Wake Forest	5 2	

Non-Div. I Games:

Illinois

Average RPI Win: 119		WON-LOST RECORD	WINNING PCT. RANK	LAST 10 GAMES	STRENGTH OF SCHEDULE	OPP. STRENGTH OF SCHEDULE	TEAM RPI	ADJ RPI	CONF. RPI	ADJ CONF. RPI							
Average RPI Loss: 68																	
DIV. I ONLY		23-11-1	.67143	43	7-2-1	52	30	26	.58662	26	1	1					
DIV. I NON-CONF.		18-5-0	.78261	23	4-0-0	164	92	36	.57531	36	1	1					
<hr/>																	
TOTALS		RPI 1-25		RPI 26-50		W-L RECORDS		RPI 51-100		RPI 101-150		RPI 150+					
23-11-1		3-5-1		2-1-0		OVERALL		8-1-0		2-2-0		8-2-0					
14-2-0		2-1-0		2-1-0		HOME		5-0-0		1-0-0		4-0-0					
7-6-1		1-4-1		0-0-0		AWAY		1-0-0		1-2-0		4-0-0					
2-3-0		0-0-0		0-0-0		NEUTRAL		2-1-0		0-0-0		0-2-0					
18-5-0		0-0-0		0-0-0		NON-CONFERENCE		8-1-0		2-2-0		8-2-0					
10-0-0		0-0-0		0-0-0		HOME		5-0-0		1-0-0		4-0-0					
6-2-0		0-0-0		0-0-		AWAY		1-0-0		1-2-0		4-0-0					
2-3-0		0-0-0		0-0-0		NEUTRAL		2-1-0		0-0-0		0-2-0					
5-6-1		3-5-1		2-1-0		CONFERENCE		0-0-0		0-0-0		0-0-0					
4-2-0		2-1-0		2-1-0		HOME		0-0-0		0-0-0		0-0-0					
1-4-1		1-4-1		0-0-0		AWAY		0-0-0		0-0-0		0-0-0					
0-0-0		0-0-0		0-0-0		NEUTRAL		0-0-0		0-0-0		0-0-0					
RPI	S	Opponent		Score		RPI	S	Opponent		Score		RPI	S	Opponent		Score	
4	A	Arkansas		2 3		49	H	Kentucky		2 4		72	H	Arkansas St.		14 4	
4	A	Arkansas		0 2		49	H	Kentucky		9 2		72	H	Arkansas St.		16 1	
4	A	Arkansas		3 4		49	H	Kentucky		5 4		86	H	Northwestern		16 11	
14	A	Texas A&M		3 2								86	H	Northwestern		9 4	
14	A	Texas A&M		3 7								86	H	Northwestern		3 2	
14	A	Texas A&M		2 2								89	N	Rhode Island		6 8	
20	H	Ole Miss		8 5								89	N	Rhode Island		12 4	
20	H	Ole Miss		2 1								89	N	Rhode Island		7 0	
20	H	Ole Miss		0 3								90	A	Incarnate Word		11 7	

Non-Div. I Games:

Missouri

Average RPI Win: 96		WON-LOST RECORD		WINNING PCT. RANK		LAST 10 GAMES		STRENGTH OF SCHEDULE		OPP. STRENGTH OF SCHEDULE		TEAM RPI		ADJ RPI		CONF. RPI		ADJ CONF. RPI	
DIV. I ONLY		20-12-0		.625 75		6-4-0		54		16		27		.58433 27		5		5	
DIV. I NON-CONF.		15-8-0		.65217 72		3-1-0		49		26		19		.59123 19		4		4	
TOTALS		RPI 1-25		RPI 26-50		W-L RECORDS		RPI 51-100		RPI 101-150		RPI 150+							
20-12-0		3-1-0		2-3-0		OVERALL		7-5-0		5-2-0		3-1-0							
4-3-0		0-0-0		0-0-0		HOME		1-0-0		1-2-0		2-1-0							
8-7-0		0-0-0		2-2-0		AWAY		6-5-0		0-0-0		0-0-0							
8-2-0		3-1-0		0-1-0		NEUTRAL		0-0-0		4-0-0		1-0-0							
15-8-0		3-1-0		0-2-0		NON-CONFERENCE		5-4-0		4-0-0		3-1-0							
3-1-0		0-0-0		0-0-0		HOME		1-0-0		0-0-0		2-1-0							
4-5-0		0-0-0		0-0-		AWAY		4-4-0		0-0-0		0-0-0							
8-2-0		3-1-0		0-1-0		NEUTRAL		0-0-0		4-0-0		1-0-0							
5-4-0		0-0-0		2-1-0		CONFERENCE		2-1-0		1-2-0		0-0-0							
1-2-0		0-0-0		0-0-0		HOME		0-0-0		1-2-0		0-0-0							
4-2-0		0-0-0		2-1-0		AWAY		2-1-0		0-0-0		0-0-0							
0-0-0		0-0-0		0-0-0		NEUTRAL		0-0-0		0-0-0		0-0-0							
RPI S	Opponent	Score		RPI S	Opponent	Score		RPI S	Opponent	Score		RPI S	Opponent	Score					
10 N	Louisville	3	2	29 A	Coastal Caro.	7	10	51 A	Houston	4	5	145 H	Cincinnati	4	10				
10 N	Louisville	2	12	31 N	Indiana	6	9	51 A	Houston	9	3	145 H	Cincinnati	4	5				
10 N	Louisville	8	3	33 A	UCF	3	1	51 A	Houston	2	1	145 H	Cincinnati	5	1				
25 N	Illinois	7	4	33 A	UCF	10	0	67 A	Texas St.	4	1	147 N	Michigan St.	9	3				
				33 A	UCF	1	2	67 A	Texas St.	8	4	147 N	Michigan St.	17	4				
								67 A	Texas St.	3	5	147 N	Michigan St.	10	6				
								73 A	Bryant	11	6	147 N	Michigan St.	6	1				
								74 H	Boston College	3	1	170 N	Northeastern	7	4				
								91 A	Virginia	3	6	176 H	Fairfield	3	10				
								94 A	Col. of Charleston	6	7	206 H	Hartford	12	4				
								94 A	Col. of Charleston	2	7	215 H	UMass Lowell	9	4				
								94 A	Col. of Charleston	7	4								
				LAST 10 GAMES															
				73 A	Bryant	11	6	215 H	UMass Lowell	9	4								
				147 N	Michigan St.	9	3	176 H	Fairfield	3	10								
				145 H	Cincinnati	4	10	33 A	UCF	10	0								
				145 H	Cincinnati	5	1	33 A	UCF	3	1								
				145 H	Cincinnati	4	5	33 A	UCF	1	2								

Non-Div. I Games:

UConn

Average RPI Win: 117		WON-LOST	WINNING	LAST 10	STRENGTH OF	OPP. STRENGTH	TEAM	ADJ	CONF.	ADJ CONF.							
Average RPI Loss: 43		RECORD	PCT. RANK	GAMES	SCHEDULE	OF SCHEDULE	RPI	RPI	RPI	RPI							
DIV. I ONLY		22-13-0	.62857	73	6-4-0	7	39	28	.58294	28	1	1					
DIV. I NON-CONF.		18-5-0	.78261	23	3-0-0	90	72	34	.57662	34	1	1					
<hr/>																	
TOTALS		RPI 1-25		RPI 26-50		W-L RECORDS		RPI 51-100		RPI 101-150		RPI 150+					
22-13-0		1-8-0		5-2-0		OVERALL		5-0-0		3-2-0		8-1-0					
19-6-0		1-2-0		5-2-0		HOME		2-0-0		3-1-0		8-1-0					
2-7-0		0-6-0		0-0-0		AWAY		2-0-0		0-1-0		0-0-0					
1-0-0		0-0-0		0-0-0		NEUTRAL		1-0-0		0-0-0		0-0-0					
18-5-0		0-0-0		2-2-0		NON-CONFERENCE		5-0-0		3-2-0		8-1-0					
15-4-0		0-0-0		2-2-0		HOME		2-0-0		3-1-0		8-1-0					
2-1-0		0-0-0		0-0-		AWAY		2-0-0		0-1-0		0-0-0					
1-0-0		0-0-0		0-0-0		NEUTRAL		1-0-0		0-0-0		0-0-0					
4-8-0		1-8-0		3-0-0		CONFERENCE		0-0-0		0-0-0		0-0-0					
4-2-0		1-2-0		3-0-0		HOME		0-0-0		0-0-0		0-0-0					
0-6-0		0-6-0		0-0-0		AWAY		0-0-0		0-0-0		0-0-0					
0-0-0		0-0-0		0-0-0		NEUTRAL		0-0-0		0-0-0		0-0-0					
RPI	S	Opponent		Score		RPI	S	Opponent		Score		RPI	S	Opponent		Score	
2	A	Vanderbilt		2	15	33	H	UCF		9	12	63	A	Jacksonville		5	4
2	A	Vanderbilt		4	14	34	H	Miami (FL)		9	3	63	H	Jacksonville		13	8
2	A	Vanderbilt		0	5	34	H	Miami (FL)		4	1	98	A	Florida St.		3	1
17	H	Mississippi St.		4	2	34	H	Miami (FL)		2	5	98	H	Florida St.		20	7
17	H	Mississippi St.		5	10	44	H	Alabama		6	3	98	N	Florida St.		4	2
17	H	Mississippi St.		5	6	44	H	Alabama		3	1						
20	A	Ole Miss		4	12	44	H	Alabama		12	3						
20	A	Ole Miss		4	16												
20	A	Ole Miss		10	12												
<hr/>																	
LAST 10 GAMES																	
20	A	Ole Miss		4	16	44	H	Alabama		6	3						
98	A	Florida St.		3	1	44	H	Alabama		12	3						
20	A	Ole Miss		10	12	44	H	Alabama		3	1						
20	A	Ole Miss		4	12	98	N	Florida St.		4	2						
265	H	Florida A&M		12	1	2	A	Vanderbilt		4	14						

Non-Div. I Games:

Florida

Average RPI Win:	104	WON-LOST RECORD	WINNING PCT. RANK	LAST 10 GAMES	STRENGTH OF SCHEDULE	OPP. STRENGTH OF SCHEDULE	TEAM RPI	ADJ RPI	CONF. RPI	ADJ CONF. RPI					
Average RPI Loss:	73														
DIV. I ONLY		22-11-1	.66176	51	4-6-0	44	40	29	.58243	29	9	9			
DIV. I NON-CONF.		14-7-1	.65909	71	1-3-0	14	34	14	.59507	14	8	8			
<hr/>															
TOTALS	RPI 1-25	RPI 26-50		W-L RECORDS		RPI 51-100		RPI 101-150		RPI 150+					
22-11-1	1-4-1	2-0-0		OVERALL		11-6-0		5-0-0		3-1-0					
15-4-0	1-1-0	2-0-0		HOME		8-3-0		2-0-0		2-0-0					
6-6-0	0-3-0	0-0-0		AWAY		2-2-0		3-0-0		1-1-0					
1-1-1	0-0-1	0-0-0		NEUTRAL		1-1-0		0-0-0		0-0-0					
14-7-1	1-4-1	2-0-0		NON-CONFERENCE		6-2-0		2-0-0		3-1-0					
12-1-0	1-1-0	2-0-0		HOME		5-0-0		2-0-0		2-0-0					
1-5-0	0-3-0	0-0-		AWAY		0-1-0		0-0-0		1-1-0					
1-1-1	0-0-1	0-0-0		NEUTRAL		1-1-0		0-0-0		0-0-0					
8-4-0	0-0-0	0-0-0		CONFERENCE		5-4-0		3-0-0		0-0-0					
3-3-0	0-0-0	0-0-0		HOME		3-3-0		0-0-0		0-0-0					
5-1-0	0-0-0	0-0-0		AWAY		2-1-0		3-0-0		0-0-0					
0-0-0	0-0-0	0-0-0		NEUTRAL		0-0-0		0-0-0		0-0-0					
RPI	S	Opponent	Score	RPI	S	Opponent	Score	RPI	S	Opponent	Score				
3	N	Oregon St.	4 4	27	H	UConn	10 7	52	H	VCU	10 8	146	A	La.-Monroe	13 3
18	A	Clemson	5 8	31	H	Indiana	6 5	56	H	Campbell	11 2	146	A	La.-Monroe	15 7
19	H	NC State	6 7					65	N	Washington	5 2	146	A	La.-Monroe	14 2
25	A	Illinois	1 4					69	H	Maryland	7 2	147	H	Michigan St.	12 5
25	A	Illinois	2 4					72	H	Arkansas St.	6 0	147	H	Michigan St.	13 0
25	H	Illinois	11 3					72	H	Arkansas St.	2 4	165	H	Kent St.	8 2
								72	H	Arkansas St.	3 7	207	A	UNCW	4 5
								75	N	San Diego	5 8	207	A	UNCW	10 5
								94	A	Col. of Charleston	5 8	207	H	UNCW	9 2
								96	H	Troy	8 10				
								96	H	Troy	9 7				
								96	H	Troy	4 2				
								99	H	Wake Forest	14 8				
								99	H	Wake Forest	10 9				
								100	A	South Alabama	4 8				
								100	A	South Alabama	9 4				
								100	A	South Alabama	14 5				
LAST 10 GAMES															
								72	H	Arkansas St.	3 7	100	A	South Alabama	4 8
								72	H	Arkansas St.	6 0	25	A	Illinois	1 4
								147	H	Michigan St.	12 5	25	A	Illinois	2 4
								100	A	South Alabama	14 5	72	H	Arkansas St.	2 4
								100	A	South Alabama	9 4	207	H	UNCW	9 2

Non-Div. I Games:

Coastal Caro.

Average RPI Win: 121		WON-LOST	WINNING	LAST 10	STRENGTH OF		OPP. STRENGTH	TEAM	ADJ	CONF.	ADJ CONF.
Average RPI Loss: 93		RECORD	PCT. RANK	GAMES	SCHEDULE		OF SCHEDULE	RPI	RPI	RPI	RPI
DIV. I ONLY		26-5-0	.83871	2	5-5-0		204	6	30	.58057	30
DIV. I NON-CONF.		17-2-0	.89474	4	0-2-0		229	27	32	.57827	32
TOTALS		RPI 1-25	RPI 26-50		W-L RECORDS		RPI 51-100		RPI 101-150		RPI 150+
26-5-0		2-1-0	0-0-0		OVERALL		10-2-0		8-1-0		6-1-0
22-1-0		0-0-0	0-0-0		HOME		8-0-0		8-0-0		6-1-0
4-4-0		2-1-0	0-0-0		AWAY		2-2-0		0-1-0		0-0-0
0-0-0		0-0-0	0-0-0		NEUTRAL		0-0-0		0-0-0		0-0-0
17-2-0		0-0-0	0-0-0		NON-CONFERENCE		6-0-0		8-1-0		3-1-0
16-1-0		0-0-0	0-0-0		HOME		5-0-0		8-0-0		3-1-0
1-1-0		0-0-0	0-0-		AWAY		1-0-0		0-1-0		0-0-0
0-0-0		0-0-0	0-0-0		NEUTRAL		0-0-0		0-0-0		0-0-0
9-3-0		2-1-0	0-0-0		CONFERENCE		4-2-0		0-0-0		3-0-0
6-0-0		0-0-0	0-0-0		HOME		3-0-0		0-0-0		3-0-0
3-3-0		2-1-0	0-0-0		AWAY		1-2-0		0-0-0		0-0-0
0-0-0		0-0-0	0-0-0		NEUTRAL		0-0-0		0-0-0		0-0-0
RPI S	Opponent	Score	RPI S	Opponent	Score	RPI S	Opponent	Score	RPI S	Opponent	Score
24 A	Oregon	12 2				58 A	Southern California	3 7	104 H	Notre Dame	10 1
24 A	Oregon	7 3				58 A	Southern California	6 10	104 H	Notre Dame	20 7
24 A	Oregon	4 5				58 A	Southern California	11 8	104 H	Notre Dame	16 5
						59 H	Pepperdine	4 3	112 A	UNLV	9 10
						75 H	San Diego	12 2	121 H	California Baptist	15 9
						81 A	Cal St. Fullerton	6 4	127 H	New Mexico St.	7 3
						82 H	Arizona	17 16	147 H	Michigan St.	8 0
						82 H	Arizona	8 2	147 H	Michigan St.	8 5
						82 H	Arizona	8 3	147 H	Michigan St.	13 2
						87 H	Xavier	8 3	187 H	Washington St.	6 0
						87 H	Xavier	12 0	187 H	Washington St.	8 7
						87 H	Xavier	11 6	187 H	Washington St.	6 5
									211 H	Long Beach St.	9 14
									254 H	UC Davis	13 3
									254 H	UC Davis	3 2
									254 H	UC Davis	17 2
LAST 10 GAMES											
112 A	UNLV	9 10	82 H	Arizona	17 16						
58 A	Southern California	11 8	82 H	Arizona	8 3						
58 A	Southern California	3 7	82 H	Arizona	8 2						
58 A	Southern California	6 10	24 A	Oregon	7 3						
211 H	Long Beach St.	9 14	24 A	Oregon	4 5						

Non-Div. I Games:

Arizona St.

Average RPI Win: 119		WON-LOST RECORD		WINNING PCT. RANK		LAST 10 GAMES		STRENGTH OF SCHEDULE		OPP. STRENGTH OF SCHEDULE		TEAM RPI		ADJ RPI		CONF. RPI		ADJ CONF. RPI					
DIV. I ONLY		19-12-0		.6129 82		6-4-0		25		108		31		.57753 31		7		7					
DIV. I NON-CONF.		12-10-0		.54545 134		0-2-0		30		95		51		.56096 51		6		6					
TOTALS		RPI 1-25		RPI 26-50		W-L RECORDS		RPI 51-100		RPI 101-150		RPI 150+											
19-12-0		0-4-0		2-1-0		OVERALL		6-2-0		5-4-0		6-1-0											
11-3-0		0-0-0		0-0-0		HOME		3-0-0		3-2-0		5-1-0											
5-7-0		0-3-0		1-1-0		AWAY		2-1-0		2-2-0		0-0-0											
3-2-0		0-1-0		1-0-0		NEUTRAL		1-1-0		0-0-0		1-0-0											
12-10-0		0-4-0		2-1-0		NON-CONFERENCE		1-1-0		3-3-0		6-1-0											
6-2-0		0-0-0		0-0-0		HOME		0-0-0		1-1-0		5-1-0											
3-6-0		0-3-0		1-0-		AWAY		0-0-0		2-2-0		0-0-0											
3-2-0		0-1-0		1-0-0		NEUTRAL		1-1-0		0-0-0		1-0-0											
7-2-0		0-0-0		0-0-0		CONFERENCE		5-1-0		2-1-0		0-0-0											
5-1-0		0-0-0		0-0-0		HOME		3-0-0		2-1-0		0-0-0											
2-1-0		0-0-0		0-0-0		AWAY		2-1-0		0-0-0		0-0-0											
0-0-0		0-0-0		0-0-0		NEUTRAL		0-0-0		0-0-0		0-0-0											
RPI	S	Opponent		Score		RPI	S	Opponent		Score		RPI	S	Opponent		Score							
3	N	Oregon St.		3	8	27	N	UConn		9	6	65	N	Washington		1	0	102	H	Wright St.	4	15	
15	A	Tennessee		3	5	29	A	Coastal Caro.		5	6	69	A	Maryland		20	5	116	A	Memphis	6	1	
15	A	Tennessee		1	5	36	A	Indiana St.		15	14	69	A	Maryland		0	2	116	A	Memphis	3	6	
15	A	Tennessee		0	11							69	A	Maryland		19	4	116	A	Memphis	6	0	
												75	N	San Diego		3	5	137	H	Penn St.	5	3	
												85	H	Iowa		7	1	137	H	Penn St.	3	2	
												85	H	Iowa		3	2	137	H	Penn St.	0	3	
												85	H	Iowa		13	1	145	A	Cincinnati	5	7	
																		145	H	Cincinnati	7	1	
																		165	H	Kent St.	8	9	
																		168	H	Canisius	12	1	
																		168	H	Canisius	5	2	
																		168	H	Canisius	18	6	
																		168	H	Canisius	16	5	
																		170	N	Northeastern	6	4	
																		243	H	Butler	9	3	
						LAST 10 GAMES																	
						137	H	Penn St.		5	3	137	H	Penn St.		3	2						
						102	H	Wright St.		4	15	137	H	Penn St.		0	3						
						168	H	Canisius		16	5	69	A	Maryland		19	4						
						168	H	Canisius		5	2	69	A	Maryland		20	5						
						170	N	Northeastern		6	4	69	A	Maryland		0	2						

Non-Div. I Games:

Indiana

Average RPI Win: 90		WON-LOST	WINNING	LAST 10	STRENGTH OF		OPP. STRENGTH	TEAM	ADJ	CONF.	ADJ CONF.
Average RPI Loss: 74		RECORD	PCT. RANK	GAMES	SCHEDULE		OF SCHEDULE	RPI	RPI	RPI	RPI
DIV. I ONLY		19-11-0	.63333	68	28		43	32	.574	32	3
DIV. I NON-CONF.		12-8-0	.6	98	27		57	49	.56289	49	3
TOTALS		RPI 1-25	RPI 26-50		W-L RECORDS		RPI 51-100		RPI 101-150		RPI 150+
19-11-0		1-3-0	3-2-0		OVERALL		5-2-0		10-3-0		0-1-0
13-7-0		1-2-0	1-0-0		HOME		3-2-0		8-2-0		0-1-0
5-4-0		0-1-0	2-2-0		AWAY		1-0-0		2-1-0		0-0-0
1-0-0		0-0-0	0-0-0		NEUTRAL		1-0-0		0-0-0		0-0-0
12-8-0		0-1-0	0-1-0		NON-CONFERENCE		5-2-0		7-3-0		0-1-0
8-5-0		0-0-0	0-0-0		HOME		3-2-0		5-2-0		0-1-0
3-3-0		0-1-0	0-0-		AWAY		1-0-0		2-1-0		0-0-0
1-0-0		0-0-0	0-0-0		NEUTRAL		1-0-0		0-0-0		0-0-0
7-3-0		1-2-0	3-1-0		CONFERENCE		0-0-0		3-0-0		0-0-0
5-2-0		1-2-0	1-0-0		HOME		0-0-0		3-0-0		0-0-0
2-1-0		0-0-0	2-1-0		AWAY		0-0-0		0-0-0		0-0-0
0-0-0		0-0-0	0-0-0		NEUTRAL		0-0-0		0-0-0		0-0-0
RPI S	Opponent	Score	RPI S	Opponent	Score	RPI S	Opponent	Score	RPI S	Opponent	Score
1 A	UCLA	3 6	39 A	DBU	5 7	53 H	Wichita St.	10 7	102 H	Wright St.	4 5
21 H	West Virginia	9 5	47 H	Oklahoma	6 5	58 A	Southern California	11 6	102 H	Wright St.	17 5
21 H	West Virginia	2 4	50 A	TCU	7 6	66 N	Michigan	3 2	102 H	Wright St.	4 0
21 H	West Virginia	1 11	50 A	TCU	9 8	85 H	Iowa	4 5	108 H	Southeastern La.	5 1
			50 A	TCU	4 7	85 H	Iowa	2 3	108 H	Southeastern La.	3 5
						85 H	Iowa	5 4	108 H	Southeastern La.	9 0
						88 H	Missouri St.	13 2	124 A	UTRGV	3 1
									124 A	UTRGV	10 3
									124 A	UTRGV	2 5
									129 H	Kansas St.	11 4
									129 H	Kansas St.	8 4
									129 H	Kansas St.	5 4
									134 H	Little Rock	8 3
									180 H	Central Ark.	4 8
LAST 10 GAMES											
21 H	West Virginia	2 4	50 A	TCU	7 6						
21 H	West Virginia	9 5	50 A	TCU	4 7						
21 H	West Virginia	1 11	47 H	Oklahoma	6 5						
180 H	Central Ark.	4 8	129 H	Kansas St.	8 4						
50 A	TCU	9 8	129 H	Kansas St.	5 4						

Non-Div. I Games:

Oklahoma St.

Average RPI Win: 116		WON-LOST	WINNING	LAST 10	STRENGTH OF		OPP. STRENGTH	TEAM	ADJ		CONF.	ADJ CONF.			
Average RPI Loss: 52		RECORD	PCT. RANK	GAMES	SCHEDULE		OF SCHEDULE	RPI	RPI		RPI	RPI			
DIV. I ONLY		21-12-0	.63636	61	6-4-0		17	69	33		5	5			
DIV. I NON-CONF.		18-6-0	.75	35	3-0-0		22	98	20		4	4			
TOTALS		RPI 1-25	RPI 26-50		W-L RECORDS		RPI 51-100		RPI 101-150		RPI 150+				
21-12-0		1-5-0	2-2-0		OVERALL		6-2-0		7-3-0		5-0-0				
17-9-0		1-2-0	1-2-0		HOME		4-2-0		7-3-0		4-0-0				
4-3-0		0-3-0	1-0-0		AWAY		2-0-0		0-0-0		1-0-0				
0-0-0		0-0-0	0-0-0		NEUTRAL		0-0-0		0-0-0		0-0-0				
18-6-0		1-2-0	1-0-0		NON-CONFERENCE		6-2-0		5-2-0		5-0-0				
14-6-0		1-2-0	0-0-0		HOME		4-2-0		5-2-0		4-0-0				
4-0-0		0-0-0	1-0-		AWAY		2-0-0		0-0-0		1-0-0				
0-0-0		0-0-0	0-0-0		NEUTRAL		0-0-0		0-0-0		0-0-0				
3-6-0		0-3-0	1-2-0		CONFERENCE		0-0-0		2-1-0		0-0-0				
3-3-0		0-0-0	1-2-0		HOME		0-0-0		2-1-0		0-0-0				
0-3-0		0-3-0	0-0-0		AWAY		0-0-0		0-0-0		0-0-0				
0-0-0		0-0-0	0-0-0		NEUTRAL		0-0-0		0-0-0		0-0-0				
RPI S	Opponent	Score		RPI S	Opponent	Score		RPI S	Opponent	Score		RPI S	Opponent	Score	
11 A	East Carolina	4	7	27 H	UConn	2	1	52 H	VCU	10	9	111 H	North Florida	5	0
11 A	East Carolina	8	13	27 H	UConn	0	10	52 H	VCU	8	2	115 H	Ball St.	9	8
11 A	East Carolina	5	6	27 H	UConn	1	3	52 H	VCU	3	4	118 H	South Fla.	3	6
12 H	Auburn	6	1	28 A	Florida	12	9	63 A	Jacksonville	8	2	118 H	South Fla.	5	0
12 H	Auburn	1	4					63 H	Jacksonville	6	4	118 H	South Fla.	4	1
12 H	Auburn	9	13					63 H	Jacksonville	3	0	125 H	Yale	7	5
								63 H	Jacksonville	5	8	125 H	Yale	8	1
								98 A	Florida St.	9	7	137 H	Penn St.	5	3
												137 H	Penn St.	2	5
												137 H	Penn St.	5	11
												214 H	Siena	7	1
												214 H	Siena	5	1
												214 H	Siena	3	2
												242 A	Stetson	13	4
												242 H	Stetson	10	2
LAST 10 GAMES															
				63 A	Jacksonville	8	2	27 H	UConn	0	10				
				118 H	South Fla.	3	6	27 H	UConn	1	3				
				118 H	South Fla.	5	0	27 H	UConn	2	1				
				118 H	South Fla.	4	1	111 H	North Florida	5	0				
				242 A	Stetson	13	4	11 A	East Carolina	5	6				

Non-Div. I Games:

UCF

Average RPI Win: 147		WON-LOST	WINNING	LAST 10	STRENGTH OF		OPP. STRENGTH	TEAM	ADJ	CONF.	ADJ CONF.
Average RPI Loss: 64		RECORD	PCT. RANK	GAMES	SCHEDULE		OF SCHEDULE	RPI	RPI	RPI	RPI
DIV. I ONLY		21-12-0	.63636	61	6-4-0		35	88	34	.56862	34
DIV. I NON-CONF.		14-4-0	.77778	27	2-1-0		98	156	30	.57907	30
TOTALS		RPI 1-25	RPI 26-50		W-L RECORDS		RPI 51-100		RPI 101-150		RPI 150+
21-12-0		3-6-0	1-2-0		OVERALL		4-2-0		0-0-0		13-2-0
15-7-0		2-4-0	0-0-0		HOME		3-2-0		0-0-0		10-1-0
6-5-0		1-2-0	1-2-0		AWAY		1-0-0		0-0-0		3-1-0
0-0-0		0-0-0	0-0-0		NEUTRAL		0-0-0		0-0-0		0-0-0
14-4-0		0-0-0	1-2-0		NON-CONFERENCE		2-1-0		0-0-0		11-1-0
11-2-0		0-0-0	0-0-0		HOME		1-1-0		0-0-0		10-1-0
3-2-0		0-0-0	1-0-		AWAY		1-0-0		0-0-0		1-0-0
0-0-0		0-0-0	0-0-0		NEUTRAL		0-0-0		0-0-0		0-0-0
7-8-0		3-6-0	0-0-0		CONFERENCE		2-1-0		0-0-0		2-1-0
4-5-0		2-4-0	0-0-0		HOME		2-1-0		0-0-0		0-0-0
3-3-0		1-2-0	0-0-0		AWAY		0-0-0		0-0-0		2-1-0
0-0-0		0-0-0	0-0-0		NEUTRAL		0-0-0		0-0-0		0-0-0
RPI S	Opponent	Score	RPI S	Opponent	Score	RPI S	Opponent	Score	RPI S	Opponent	Score
13 H	Georgia Tech	4 5	28 A	Florida	5 2	68 A	Fla. Atlantic	16 6	158 H	FGCU	13 9
13 H	Georgia Tech	6 5	28 A	Florida	1 4	68 H	Fla. Atlantic	11 4	169 H	Rutgers	19 3
13 H	Georgia Tech	9 6	28 A	Florida	3 9	68 H	Fla. Atlantic	4 6	169 H	Rutgers	7 1
16 A	North Carolina	6 4				98 H	Florida St.	11 0	169 H	Rutgers	9 3
16 A	North Carolina	3 9				98 H	Florida St.	4 0	173 A	FIU	10 8
16 A	North Carolina	5 8				98 H	Florida St.	5 6	198 H	Appalachian St.	6 1
19 H	NC State	3 6							210 H	UMBC	20 1
19 H	NC State	6 7							210 H	UMBC	8 2
19 H	NC State	4 6							210 H	UMBC	3 2
									216 H	Columbia	2 4
									223 A	Pittsburgh	13 10
									223 A	Pittsburgh	10 11
									223 A	Pittsburgh	5 3
									283 H	Jackson St.	4 3
									283 H	Jackson St.	8 1
LAST 10 GAMES											
158 H	FGCU	13 9	223 A	Pittsburgh	5 3						
98 H	Florida St.	5 6	223 A	Pittsburgh	10 11						
98 H	Florida St.	4 0	223 A	Pittsburgh	13 10						
98 H	Florida St.	11 0	68 A	Fla. Atlantic	16 6						
68 H	Fla. Atlantic	4 6	19 H	NC State	4 6						

Non-Div. I Games:

Miami (FL)

Average RPI Win:		108	WON-LOST RECORD		WINNING PCT. RANK		LAST 10 GAMES		STRENGTH OF SCHEDULE		OPP. STRENGTH OF SCHEDULE		TEAM RPI		ADJ RPI		CONF. RPI		ADJ CONF. RPI	
DIV. I ONLY			17-11-0		.60714 85		8-2-0		64		67		35		.56793 35		8		8	
DIV. I NON-CONF.			12-10-0		.54545 134		3-1-0		136		22		84		.53744 84		7		7	
TOTALS		RPI 1-25		RPI 26-50		W-L RECORDS		RPI 51-100		RPI 101-150		RPI 150+								
17-11-0		2-2-0		2-1-0		OVERALL		5-3-0		5-2-0		3-3-0								
8-3-0		2-1-0		2-1-0		HOME		2-1-0		0-0-0		2-0-0								
7-8-0		0-1-0		0-0-0		AWAY		1-2-0		5-2-0		1-3-0								
2-0-0		0-0-0		0-0-0		NEUTRAL		2-0-0		0-0-0		0-0-0								
12-10-0		2-2-0		0-0-0		NON-CONFERENCE		5-3-0		2-2-0		3-3-0								
6-2-0		2-1-0		0-0-0		HOME		2-1-0		0-0-0		2-0-0								
4-8-0		0-1-0		0-0-		AWAY		1-2-0		2-2-0		1-3-0								
2-0-0		0-0-0		0-0-0		NEUTRAL		2-0-0		0-0-0		0-0-0								
5-1-0		0-0-0		2-1-0		CONFERENCE		0-0-0		3-0-0		0-0-0								
2-1-0		0-0-0		2-1-0		HOME		0-0-0		0-0-0		0-0-0								
3-0-0		0-0-0		0-0-0		AWAY		0-0-0		3-0-0		0-0-0								
0-0-0		0-0-0		0-0-0		NEUTRAL		0-0-0		0-0-0		0-0-0								
RPI	S	Opponent		Score		RPI	S	Opponent		Score		RPI	S	Opponent		Score				
2	A	Vanderbilt		4	5	39	H	DBU		8	3	74	N	Boston College		4	0			
22	H	Creighton		11	0	39	H	DBU		3	4	74	N	Boston College		4	3			
22	H	Creighton		4	10	39	H	DBU		11	5	85	H	Iowa		7	18			
22	H	Creighton		7	1							85	H	Iowa		6	0			
												85	H	Iowa		3	1			
												87	A	Xavier		8	11			
												87	A	Xavier		2	5			
												87	A	Xavier		10	2			
												134	A	Little Rock		3	1			
												134	A	Little Rock		10	5			
												134	A	Little Rock		5	7			
												143	A	Bradley		6	4			
												143	A	Bradley		4	2			
												143	A	Bradley		1	0			
												148	A	Austin Peay		2	10			
												171	A	Mercer		7	2			
												171	A	Mercer		6	7			
												171	A	Mercer		4	5			
												195	A	Eastern Ky.		0	2			
												203	H	UT Martin		6	3			
												237	H	SIUE		9	5			
LAST 10 GAMES																				
						39	H	DBU		3	4	143	A	Bradley		6	4			
						39	H	DBU		11	5	143	A	Bradley		4	2			
						148	A	Austin Peay		2	10	143	A	Bradley		1	0			
						39	H	DBU		8	3	237	H	SIUE		9	5			
						203	H	UT Martin		6	3	87	A	Xavier		10	2			

Non-Div. I Games:

Evansville

Average RPI Win:	159	WON-LOST RECORD	WINNING PCT. RANK	LAST 10 GAMES	STRENGTH OF SCHEDULE	OPP. STRENGTH OF SCHEDULE	TEAM RPI	ADJ RPI	CONF. RPI	ADJ CONF. RPI		
DIV. I ONLY		24-6-0	.8	8	6-4-0	234	45	36	.56683	36	8	8
DIV. I NON-CONF.		23-4-0	.85185	9	5-2-0	222	59	28	.58061	28	7	7
<hr/>												
TOTALS	RPI 1-25	RPI 26-50		W-L RECORDS		RPI 51-100		RPI 101-150		RPI 150+		
24-6-0	1-0-0	0-1-0		OVERALL		5-2-0		4-3-0		14-0-0		
7-1-0	1-0-0	0-1-0		HOME		0-0-0		2-0-0		4-0-0		
12-5-0	0-0-0	0-0-0		AWAY		5-2-0		2-3-0		5-0-0		
5-0-0	0-0-0	0-0-0		NEUTRAL		0-0-0		0-0-0		5-0-0		
<hr/>												
23-4-0	1-0-0	0-1-0		NON-CONFERENCE		4-0-0		4-3-0		14-0-0		
7-1-0	1-0-0	0-1-0		HOME		0-0-0		2-0-0		4-0-0		
11-3-0	0-0-0	0-0-		AWAY		4-0-0		2-3-0		5-0-0		
5-0-0	0-0-0	0-0-0		NEUTRAL		0-0-0		0-0-0		5-0-0		
<hr/>												
1-2-0	0-0-0	0-0-0		CONFERENCE		1-2-0		0-0-0		0-0-0		
0-0-0	0-0-0	0-0-0		HOME		0-0-0		0-0-0		0-0-0		
1-2-0	0-0-0	0-0-0		AWAY		1-2-0		0-0-0		0-0-0		
0-0-0	0-0-0	0-0-0		NEUTRAL		0-0-0		0-0-0		0-0-0		
<hr/>												
RPI S	Opponent	Score		RPI S	Opponent	Score		RPI S	Opponent	Score		
25 H	Illinois	3	1	31 H	Indiana	14	15	63 A	Jacksonville	13	7	
								131 A	Western Caro.	8	4	
								63 A	Jacksonville	7	1	
								63 A	Jacksonville	8	3	
								66 A	Michigan	8	7	
								88 A	Missouri St.	12	0	
								88 A	Missouri St.	0	1	
								88 A	Missouri St.	5	6	
								147 A	Michigan St.	2	1	
								147 A	Michigan St.	0	1	
								147 A	Michigan St.	0	6	
								148 H	Austin Peay	8	1	
								148 H	Austin Peay	3	2	
								156 A	Purdue	4	3	
								156 H	Purdue	4	3	
								169 N	Rutgers	3	1	
								169 N	Rutgers	4	3	
								169 N	Rutgers	7	5	
								171 A	Mercer	12	7	
								171 A	Mercer	9	4	
								171 A	Mercer	7	3	
								189 N	Marshall	4	1	
								207 A	UNCW	1	0	
								282 N	Iona	10	0	
								284 H	The Citadel	5	1	
								284 H	The Citadel	4	2	
								284 H	The Citadel	8	0	
<hr/>												
LAST 10 GAMES												
169 N	Rutgers	7	5	147 A	Michigan St.	0	1					
171 A	Mercer	7	3	156 A	Purdue	4	3					
66 A	Michigan	8	7	88 A	Missouri St.	12	0					
147 A	Michigan St.	0	6	88 A	Missouri St.	0	1					
147 A	Michigan St.	2	1	88 A	Missouri St.	5	6					

Non-Div. I Games:

Indiana St.

Average RPI Win:		136	WON-LOST		WINNING		LAST 10		STRENGTH OF		OPP. STRENGTH		TEAM		ADJ		CONF.		ADJ CONF.	
Average RPI Loss:		90	RECORD		PCT. RANK		GAMES		SCHEDULE		OF SCHEDULE		RPI		RPI		RPI		RPI	
DIV. I ONLY			22-8-0		.73333		22		7-3-0		129		121		37		.56664		37	
DIV. I NON-CONF.			14-4-0		.77778		27		1-1-0		236		168		69		.54929		69	
TOTALS		RPI 1-25		RPI 26-50		W-L RECORDS		RPI 51-100		RPI 101-150		RPI 150+								
22-8-0		1-0-0		1-2-0		OVERALL		9-4-0		1-1-0		10-1-0								
13-2-0		1-0-0		1-2-0		HOME		6-0-0		0-0-0		5-0-0								
5-4-0		0-0-0		0-0-0		AWAY		1-2-0		1-1-0		3-1-0								
4-2-0		0-0-0		0-0-0		NEUTRAL		2-2-0		0-0-0		2-0-0								
14-4-0		1-0-0		0-0-0		NON-CONFERENCE		2-2-0		1-1-0		10-1-0								
6-0-0		1-0-0		0-0-0		HOME		0-0-0		0-0-0		5-0-0								
4-2-0		0-0-0		0-0-		AWAY		0-0-0		1-1-0		3-1-0								
4-2-0		0-0-0		0-0-0		NEUTRAL		2-2-0		0-0-0		2-0-0								
8-4-0		0-0-0		1-2-0		CONFERENCE		7-2-0		0-0-0		0-0-0								
7-2-0		0-0-0		1-2-0		HOME		6-0-0		0-0-0		0-0-0								
1-2-0		0-0-0		0-0-0		AWAY		1-2-0		0-0-0		0-0-0								
0-0-0		0-0-0		0-0-0		NEUTRAL		0-0-0		0-0-0		0-0-0								
RPI	S	Opponent		Score		RPI	S	Opponent		Score		RPI	S	Opponent		Score				
24	H	Oregon		7 3		43	H	Gonzaga		2 4		70	H	Saint Mary's (CA)		11 0				
						43	H	Gonzaga		2 4		70	H	Saint Mary's (CA)		10 6				
						43	H	Gonzaga		7 4		70	H	Saint Mary's (CA)		5 3				
												75	A	San Diego		5 6				
												75	A	San Diego		5 15				
												75	A	San Diego		17 4				
												76	N	California		6 10				
												84	H	Portland		3 1				
												84	H	Portland		10 1				
												84	H	Portland		11 1				
												86	N	Northwestern		2 3				
												86	N	Northwestern		4 3				
												86	N	Northwestern		11 2				
LAST 10 GAMES																				
287	H	Niagara		11 5		75	A	San Diego		5 15										
152	H	Milwaukee		14 6		105	A	Utah		6 8										
						70	H	Saint Mary's (CA)		5 3										
						70	H	Saint Mary's (CA)		11 0										
						70	H	Saint Mary's (CA)		10 6										

Non-Div. I Games:

BYU

Average RPI Win:		124	WON-LOST RECORD		WINNING PCT. RANK	LAST 10 GAMES		STRENGTH OF SCHEDULE		OPP. STRENGTH OF SCHEDULE	TEAM RPI	ADJ RPI	CONF. RPI	ADJ CONF. RPI			
Average RPI Loss:		77															
DIV. I ONLY			22-10-0		.6875	37	9-1-0	80		47	38	.56601	38	11	11		
DIV. I NON-CONF.			14-6-0		.7	50	2-1-0	46		32	22	.58576	22	12	12		
TOTALS		RPI 1-25		RPI 26-50		W-L RECORDS		RPI 51-100		RPI 101-150		RPI 150+					
22-10-0		1-2-0		0-3-0		OVERALL		7-2-0		8-2-0		6-1-0					
14-7-0		0-0-0		0-3-0		HOME		6-2-0		4-2-0		4-0-0					
8-3-0		1-2-0		0-0-0		AWAY		1-0-0		4-0-0		2-1-0					
0-0-0		0-0-0		0-0-0		NEUTRAL		0-0-0		0-0-0		0-0-0					
14-6-0		1-2-0		0-0-0		NON-CONFERENCE		7-2-0		5-2-0		1-0-0					
8-4-0		0-0-0		0-0-0		HOME		6-2-0		1-2-0		1-0-0					
6-2-0		1-2-0		0-0-		AWAY		1-0-0		4-0-0		0-0-0					
0-0-0		0-0-0		0-0-0		NEUTRAL		0-0-0		0-0-0		0-0-0					
8-4-0		0-0-0		0-3-0		CONFERENCE		0-0-0		3-0-0		5-1-0					
6-3-0		0-0-0		0-3-0		HOME		0-0-0		3-0-0		3-0-0					
2-1-0		0-0-0		0-0-0		AWAY		0-0-0		0-0-0		2-1-0					
0-0-0		0-0-0		0-0-0		NEUTRAL		0-0-0		0-0-0		0-0-0					
RPI	S	Opponent		Score		RPI	S	Opponent		Score		RPI	S	Opponent		Score	
4	A	Arkansas		2	4	42	H	Southern Miss.		9	12	61	H	Sam Houston St.		7	0
4	A	Arkansas		0	11	42	H	Southern Miss.		5	10	72	H	Arkansas St.		9	4
4	A	Arkansas		12	7	42	H	Southern Miss.		1	5	72	H	Arkansas St.		8	6
												72	H	Arkansas St.		5	4
												96	H	Troy		5	7
												96	H	Troy		11	4
												96	H	Troy		3	4
												97	A	Louisiana		11	3
												97	H	Louisiana		3	2
														146 H La.-Monroe		4	9
														166 H UTSA		4	2
														166 H UTSA		6	3
														166 H UTSA		8	7
														178 A Middle Tenn.		5	1
														178 A Middle Tenn.		1	4
														178 A Middle Tenn.		10	5
														279 H Mississippi Val.		21	1
						LAST 10 GAMES											
						166	H	UTSA		4	2	144	H	UAB		5	2
						166	H	UTSA		8	7	144	H	UAB		7	6
						97	A	Louisiana		11	3	144	H	UAB		3	2
						166	H	UTSA		6	3	146	H	La.-Monroe		4	9
						133	H	McNeese		10	4	178	A	Middle Tenn.		10	5

Non-Div. I Games:

Louisiana Tech

Average RPI Win:	142	WON-LOST RECORD	WINNING PCT. RANK	LAST 10 GAMES	STRENGTH OF SCHEDULE	OPP. STRENGTH OF SCHEDULE	TEAM RPI	ADJ RPI	CONF. RPI	ADJ CONF. RPI				
DIV. I ONLY		23-9-0	.71875	25	6-4-0	126	49	39	.56418	39	8	8		
DIV. I NON-CONF.		19-7-0	.73077	38	2-2-0	95	35	41	.57372	41	7	7		
<hr/>														
TOTALS	RPI 1-25	RPI 26-50		W-L RECORDS		RPI 51-100		RPI 101-150		RPI 150+				
23-9-0	1-0-0	4-3-0		OVERALL		3-6-0		3-0-0		12-0-0				
16-5-0	1-0-0	3-0-0		HOME		3-5-0		0-0-0		9-0-0				
7-4-0	0-0-0	1-3-0		AWAY		0-1-0		3-0-0		3-0-0				
0-0-0	0-0-0	0-0-0		NEUTRAL		0-0-0		0-0-0		0-0-0				
<hr/>														
19-7-0	1-0-0	3-1-0		NON-CONFERENCE		3-6-0		3-0-0		9-0-0				
13-5-0	1-0-0	3-0-0		HOME		3-5-0		0-0-0		6-0-0				
6-2-0	0-0-0	0-0-		AWAY		0-1-0		3-0-0		3-0-0				
0-0-0	0-0-0	0-0-0		NEUTRAL		0-0-0		0-0-0		0-0-0				
<hr/>														
4-2-0	0-0-0	1-2-0		CONFERENCE		0-0-0		0-0-0		3-0-0				
3-0-0	0-0-0	0-0-0		HOME		0-0-0		0-0-0		3-0-0				
1-2-0	0-0-0	1-2-0		AWAY		0-0-0		0-0-0		0-0-0				
0-0-0	0-0-0	0-0-0		NEUTRAL		0-0-0		0-0-0		0-0-0				
<hr/>														
RPI	S	Opponent	Score		RPI	S	Opponent	Score		RPI	S	Opponent	Score	
14	H	Texas A&M	5	4	32	H	Oklahoma St.	7	5	123	A	Air Force	30	7
					35	A	Evansville	3	8	123	A	Air Force	6	5
					35	A	Evansville	4	3	123	A	Air Force	4	3
					35	A	Evansville	5	11	165	H	Kent St.	3	0
					47	A	Oklahoma	2	4	165	H	Kent St.	8	1
					47	H	Oklahoma	7	2	165	H	Kent St.	8	4
					50	H	TCU	11	6	217	H	Houston Baptist	12	2
										217	H	Houston Baptist	2	1
										217	H	Houston Baptist	7	1
										228	A	Oral Roberts	6	2
										228	A	Oral Roberts	13	8
										228	A	Oral Roberts	13	6
										235	H	Valparaiso	10	5
										235	H	Valparaiso	8	0
										235	H	Valparaiso	6	1
<hr/>														
LAST 10 GAMES														
					35	A	Evansville	4	3	55	H	Baylor	1	5
					35	A	Evansville	5	11	235	H	Valparaiso	6	1
					217	H	Houston Baptist	7	1	235	H	Valparaiso	8	0
					50	H	TCU	11	6	235	H	Valparaiso	10	5
					35	A	Evansville	3	8	78	H	UT Arlington	0	9

Non-Div. I Games:

DBU

Average RPI Win:	179	WON-LOST RECORD	WINNING PCT. RANK	LAST 10 GAMES	STRENGTH OF SCHEDULE	OPP. STRENGTH OF SCHEDULE	TEAM RPI	ADJ RPI	CONF. RPI	ADJ CONF. RPI	
Average RPI Loss:	93										
DIV. I ONLY	17-11-0	.60714	85	8-2-0	93	172	41	.56228	41	17	17
DIV. I NON-CONF.	15-10-0	.6	98	6-1-0	112	118	55	.55953	55	16	16
<hr/>											
TOTALS	RPI 1-25	RPI 26-50		W-L RECORDS		RPI 51-100		RPI 101-150		RPI 150+	
17-11-0	0-3-0	0-0-0		OVERALL		3-4-0		4-1-0		10-3-0	
9-0-0	0-0-0	0-0-0		HOME		1-0-0		3-0-0		5-0-0	
8-11-0	0-3-0	0-0-0		AWAY		2-4-0		1-1-0		5-3-0	
0-0-0	0-0-0	0-0-0		NEUTRAL		0-0-0		0-0-0		0-0-0	
15-10-0	0-3-0	0-0-0		NON-CONFERENCE		3-4-0		4-1-0		8-2-0	
9-0-0	0-0-0	0-0-0		HOME		1-0-0		3-0-0		5-0-0	
6-10-0	0-3-0	0-0-		AWAY		2-4-0		1-1-0		3-2-0	
0-0-0	0-0-0	0-0-0		NEUTRAL		0-0-0		0-0-0		0-0-0	
2-1-0	0-0-0	0-0-0		CONFERENCE		0-0-0		0-0-0		2-1-0	
0-0-0	0-0-0	0-0-0		HOME		0-0-0		0-0-0		0-0-0	
2-1-0	0-0-0	0-0-0		AWAY		0-0-0		0-0-0		2-1-0	
0-0-0	0-0-0	0-0-0		NEUTRAL		0-0-0		0-0-0		0-0-0	
RPI S	Opponent	Score	RPI S	Opponent	Score	RPI S	Opponent	Score	RPI S	Opponent	Score
1 A	UCLA	2 3				60 A	UC Irvine	0 3	103 H	Kansas	1 0
1 A	UCLA	1 11				60 A	UC Irvine	0 3	103 H	Kansas	11 3
1 A	UCLA	0 9				60 A	UC Irvine	4 3	103 H	Kansas	3 1
						75 A	San Diego	7 5	131 A	Western Caro.	5 2
						75 A	San Diego	1 2	131 A	Western Caro.	4 13
						75 A	San Diego	3 9	176 A	Fairfield	3 4
						95 H	Marist	7 3	194 A	Saint Louis	16 3
									194 A	Saint Louis	6 2
									199 A	CSUN	9 11
									216 H	Columbia	22 7
									227 H	Hofstra	9 1
									227 H	Hofstra	9 0
									243 A	Butler	4 1
									243 A	Butler	7 11
									243 A	Butler	5 4
									245 H	Albany (NY)	5 4
									282 A	Iona	7 1
									299 H	Saint Peter's	7 5
<hr/>											
LAST 10 GAMES											
243 A	Butler	5 4	299 H	Saint Peter's	7 5						
243 A	Butler	7 11	194 A	Saint Louis	16 3						
245 H	Albany (NY)	5 4	194 A	Saint Louis	6 2						
243 A	Butler	4 1	176 A	Fairfield	3 4						
216 H	Columbia	22 7	227 H	Hofstra	9 0						

Non-Div. I Games:

St. John's (NY)

Average RPI Win: 147		WON-LOST	WINNING	LAST 10	STRENGTH OF		OPP. STRENGTH	TEAM	ADJ	CONF.	ADJ CONF.
Average RPI Loss: 83		RECORD	PCT. RANK	GAMES	SCHEDULE		OF SCHEDULE	RPI	RPI	RPI	RPI
DIV. I ONLY		20-10-0	.66667	44	6-4-0		70	92	42	.56227	42
DIV. I NON-CONF.		10-8-0	.55556	121	1-2-0		151	36	130	.5081	130
TOTALS		RPI 1-25	RPI 26-50		W-L RECORDS		RPI 51-100		RPI 101-150		RPI 150+
20-10-0		1-3-0	3-2-0		OVERALL		0-2-0		4-0-0		12-3-0
14-4-0		0-0-0	0-2-0		HOME		0-1-0		4-0-0		10-1-0
5-5-0		1-2-0	3-0-0		AWAY		0-1-0		0-0-0		1-2-0
1-1-0		0-1-0	0-0-0		NEUTRAL		0-0-0		0-0-0		1-0-0
10-8-0		1-3-0	0-2-0		NON-CONFERENCE		0-2-0		1-0-0		8-1-0
8-4-0		0-0-0	0-2-0		HOME		0-1-0		1-0-0		7-1-0
1-3-0		1-2-0	0-0-		AWAY		0-1-0		0-0-0		0-0-0
1-1-0		0-1-0	0-0-0		NEUTRAL		0-0-0		0-0-0		1-0-0
10-2-0		0-0-0	3-0-0		CONFERENCE		0-0-0		3-0-0		4-2-0
6-0-0		0-0-0	0-0-0		HOME		0-0-0		3-0-0		3-0-0
4-2-0		0-0-0	3-0-0		AWAY		0-0-0		0-0-0		1-2-0
0-0-0		0-0-0	0-0-0		NEUTRAL		0-0-0		0-0-0		0-0-0
RPI S	Opponent	Score	RPI S	Opponent	Score	RPI S	Opponent	Score	RPI S	Opponent	Score
17 A	Mississippi St.	1 0	38 A	Louisiana Tech	12 9	97 A	Louisiana	5 6	146 H	La.-Monroe	5 4
17 A	Mississippi St.	1 8	38 A	Louisiana Tech	5 1	100 H	South Alabama	6 15	150 H	Old Dominion	11 0
17 A	Mississippi St.	3 4	38 A	Louisiana Tech	10 5				150 H	Old Dominion	9 0
20 N	Ole Miss	2 11	43 H	Gonzaga	8 10				150 H	Old Dominion	14 4
			43 H	Gonzaga	2 4				153 N	Nicholls St.	5 0
									156 H	Purdue	16 7
									156 H	Purdue	7 6
									156 H	Purdue	4 2
									163 H	New Orleans	1 2
									166 A	UTSA	2 12
									166 A	UTSA	14 6
									166 A	UTSA	5 6
									189 H	Marshall	11 10
									189 H	Marshall	10 3
									189 H	Marshall	4 3
									196 H	Southern U.	8 3
									220 H	Holy Cross	4 0
									220 H	Holy Cross	4 1
									220 H	Holy Cross	5 3
LAST 10 GAMES											
			189 H	Marshall	4 3				166 A	UTSA	14 6
			20 N	Ole Miss	2 11				166 A	UTSA	5 6
			189 H	Marshall	11 10				166 A	UTSA	2 12
			189 H	Marshall	10 3				153 N	Nicholls St.	5 0
			100 H	South Alabama	6 15				150 H	Old Dominion	9 0

Non-Div. I Games:

Southern Miss.

Average RPI Win:		75	WON-LOST RECORD		WINNING PCT. RANK		LAST 10 GAMES		STRENGTH OF SCHEDULE		OPP. STRENGTH OF SCHEDULE		TEAM RPI		ADJ RPI		CONF. RPI		ADJ CONF. RPI			
Average RPI Loss:		98	14-14-0		.5 147		6-4-0		40		37		43		.56207 43		6		6			
DIV. I ONLY			7-9-0		.4375 180		1-1-0		109		13		86		.53582 86		9		9			
DIV. I NON-CONF.																						
TOTALS		RPI 1-25		RPI 26-50		W-L RECORDS		RPI 51-100		RPI 101-150		RPI 150+										
14-14-0		1-3-0		4-1-0		OVERALL		5-4-0		3-2-0		1-4-0										
5-2-0		0-0-0		0-0-0		HOME		3-1-0		2-1-0		0-0-0										
8-9-0		1-2-0		4-1-0		AWAY		1-2-0		1-0-0		1-4-0										
1-3-0		0-1-0		0-0-0		NEUTRAL		1-1-0		0-1-0		0-0-0										
7-9-0		1-3-0		2-0-0		NON-CONFERENCE		2-1-0		1-1-0		1-4-0										
1-0-0		0-0-0		0-0-0		HOME		1-0-0		0-0-0		0-0-0										
5-6-0		1-2-0		2-0-		AWAY		0-0-0		1-0-0		1-4-0										
1-3-0		0-1-0		0-0-0		NEUTRAL		1-1-0		0-1-0		0-0-0										
7-5-0		0-0-0		2-1-0		CONFERENCE		3-3-0		2-1-0		0-0-0										
4-2-0		0-0-0		0-0-0		HOME		2-1-0		2-1-0		0-0-0										
3-3-0		0-0-0		2-1-0		AWAY		1-2-0		0-0-0		0-0-0										
0-0-0		0-0-0		0-0-0		NEUTRAL		0-0-0		0-0-0		0-0-0										
RPI	S	Opponent		Score		RPI	S	Opponent		Score		RPI	S	Opponent		Score						
3	N	Oregon St.		3	9	37	A	BYU		4	2	59	A	Pepperdine		3	2	105	A	Utah	5	3
14	A	Texas A&M		2	14	37	A	BYU		4	7	59	A	Pepperdine		1	3	117	H	Pacific	9	7
14	A	Texas A&M		1	3	37	A	BYU		4	2	59	A	Pepperdine		2	4	117	H	Pacific	0	6
14	A	Texas A&M		6	4	42	A	Southern Miss.		10	8	64	N	Minnesota		6	5	117	H	Pacific	3	0
						42	A	Southern Miss.		4	2	64	N	Minnesota		5	8	142	N	New Mexico	4	6
												65	H	Washington		5	4	187	A	Washington St.	10	12
												75	H	San Diego		15	3	199	A	CSUN	4	7
												75	H	San Diego		11	9	199	A	CSUN	0	3
												75	H	San Diego		2	4	199	A	CSUN	10	8
																		199	A	CSUN	12	15
LAST 10 GAMES																						
						117	H	Pacific		9	7	75	H	San Diego		11	9					
						117	H	Pacific		0	6	75	H	San Diego		15	3					
						199	A	CSUN		0	3	75	H	San Diego		2	4					
						117	H	Pacific		3	0	65	H	Washington		5	4					
						187	A	Washington St.		10	12	59	A	Pepperdine		3	2					

Non-Div. I Games:

Gonzaga

Average RPI Win: 145		WON-LOST RECORD	WINNING PCT. RANK	LAST 10 GAMES	STRENGTH OF SCHEDULE	OPP. STRENGTH OF SCHEDULE	TEAM RPI	ADJ RPI	CONF. RPI	ADJ CONF. RPI							
Average RPI Loss: 48																	
DIV. I ONLY		23-11-0	.67647	41	4-6-0	91	28	44	.56194	44	1	1					
DIV. I NON-CONF.		18-3-0	.85714	7	1-1-0	243	104	67	.55008	67	1	1					
<hr/>																	
TOTALS		RPI 1-25		RPI 26-50		W-L RECORDS		RPI 51-100		RPI 101-150		RPI 150+					
23-11-0		3-4-0		2-4-0		OVERALL		3-1-0		5-2-0		10-0-0					
17-6-0		1-2-0		2-1-0		HOME		0-1-0		5-2-0		9-0-0					
5-5-0		1-2-0		0-3-0		AWAY		3-0-0		0-0-0		1-0-0					
1-0-0		1-0-0		0-0-0		NEUTRAL		0-0-0		0-0-0		0-0-0					
18-3-0		0-0-0		0-0-0		NON-CONFERENCE		3-1-0		5-2-0		10-0-0					
14-3-0		0-0-0		0-0-0		HOME		0-1-0		5-2-0		9-0-0					
4-0-0		0-0-0		0-0-		AWAY		3-0-0		0-0-0		1-0-0					
0-0-0		0-0-0		0-0-0		NEUTRAL		0-0-0		0-0-0		0-0-0					
5-8-0		3-4-0		2-4-0		CONFERENCE		0-0-0		0-0-0		0-0-0					
3-3-0		1-2-0		2-1-0		HOME		0-0-0		0-0-0		0-0-0					
1-5-0		1-2-0		0-3-0		AWAY		0-0-0		0-0-0		0-0-0					
1-0-0		1-0-0		0-0-0		NEUTRAL		0-0-0		0-0-0		0-0-0					
RPI	S	Opponent		Score		RPI	S	Opponent		Score		RPI	S	Opponent		Score	
4	H	Arkansas		3 12		28	A	Florida		1 3		96	H	Troy		4 8	
4	H	Arkansas		2 10		28	A	Florida		3 12		100	A	South Alabama		6 1	
4	H	Arkansas		10 0		28	A	Florida		3 6		100	A	South Alabama		7 3	
12	N	Auburn		6 3		40	H	South Carolina		9 0		100	A	South Alabama		10 5	
20	A	Ole Miss		2 12		40	H	South Carolina		4 1						144 H UAB	
20	A	Ole Miss		8 6		40	H	South Carolina		4 5						149 H Presbyterian	
20	A	Ole Miss		0 1												149 H Presbyterian	
																149 H Presbyterian	
																159 A Samford	
																174 H Jacksonville St.	
																177 H South Dakota St.	
																178 H Middle Tenn.	
																200 H Maine	
																261 H North Ala.	
																261 H North Ala.	
																276 H Northern Ky.	
																276 H Northern Ky.	
																276 H Northern Ky.	
<hr/>																	
LAST 10 GAMES																	
						40	H	South Carolina		4 1		96	H	Troy		4 8	
						40	H	South Carolina		9 0		28	A	Florida		3 6	
						177	H	South Dakota St.		5 4		28	A	Florida		3 12	
						159	A	Samford		21 2		28	A	Florida		1 3	
						40	H	South Carolina		4 5		12	N	Auburn		6 3	

Non-Div. I Games:

Alabama

Average RPI Win: 168		WON-LOST	WINNING	LAST 10	STRENGTH OF		OPP. STRENGTH	TEAM	ADJ	CONF.	ADJ CONF.
Average RPI Loss: 85		RECORD	PCT. RANK	GAMES	SCHEDULE		OF SCHEDULE	RPI	RPI	RPI	RPI
DIV. I ONLY		18-14-0	.5625	105	5-5-0		82	102	45	.56179	45
DIV. I NON-CONF.		16-13-0	.55172	127	3-4-0		36	100	37	.57479	37
TOTALS		RPI 1-25	RPI 26-50		W-L RECORDS		RPI 51-100		RPI 101-150		RPI 150+
18-14-0		2-8-0	0-0-0		OVERALL		1-0-0		3-1-0		12-5-0
5-2-0		1-0-0	0-0-0		HOME		0-0-0		3-1-0		1-1-0
13-12-0		1-8-0	0-0-0		AWAY		1-0-0		0-0-0		11-4-0
0-0-0		0-0-0	0-0-0		NEUTRAL		0-0-0		0-0-0		0-0-0
16-13-0		2-8-0	0-0-0		NON-CONFERENCE		1-0-0		3-1-0		10-4-0
5-2-0		1-0-0	0-0-0		HOME		0-0-0		3-1-0		1-1-0
11-11-0		1-8-0	0-0-0		AWAY		1-0-0		0-0-0		9-3-0
0-0-0		0-0-0	0-0-0		NEUTRAL		0-0-0		0-0-0		0-0-0
2-1-0		0-0-0	0-0-0		CONFERENCE		0-0-0		0-0-0		2-1-0
0-0-0		0-0-0	0-0-0		HOME		0-0-0		0-0-0		0-0-0
2-1-0		0-0-0	0-0-0		AWAY		0-0-0		0-0-0		2-1-0
0-0-0		0-0-0	0-0-0		NEUTRAL		0-0-0		0-0-0		0-0-0
RPI S	Opponent	Score	RPI S	Opponent	Score	RPI S	Opponent	Score	RPI S	Opponent	Score
2 A	Vanderbilt	7 3				85 A	Iowa	11 6	119 H	Eastern Ill.	3 0
2 A	Vanderbilt	4 10							135 H	Central Mich.	2 11
2 A	Vanderbilt	1 9							135 H	Central Mich.	5 4
22 A	Creighton	3 7							135 H	Central Mich.	7 2
22 A	Creighton	3 17							152 H	Milwaukee	3 6
22 A	Creighton	7 8							167 A	Murray St.	4 5
25 A	Illinois	1 12							167 A	Murray St.	9 5
25 A	Illinois	3 14							167 A	Murray St.	4 3
25 A	Illinois	2 4							180 A	Central Ark.	8 0
25 H	Illinois	7 6							180 A	Central Ark.	4 6
									180 A	Central Ark.	6 3
									180 A	Central Ark.	1 4
									209 H	UIC	4 0
									212 A	Belmont	14 3
									212 A	Belmont	27 11
									212 A	Belmont	10 6
									235 A	Valparaiso	12 6
									235 A	Valparaiso	2 4
									235 A	Valparaiso	13 1
									237 A	SIUE	16 9
									270 A	Southeast Mo. St.	18 6
LAST 10 GAMES											
235 A	Valparaiso	2 4	180 A	Central Ark.	1 4						
235 A	Valparaiso	12 6	180 A	Central Ark.	8 0						
22 A	Creighton	7 8	135 H	Central Mich.	5 4						
22 A	Creighton	3 7	25 H	Illinois	7 6						
167 A	Murray St.	4 3	235 A	Valparaiso	13 1						

Non-Div. I Games:

Illinois St.

Average RPI Win:		140	WON-LOST RECORD		WINNING PCT. RANK		LAST 10 GAMES		STRENGTH OF SCHEDULE		OPP. STRENGTH OF SCHEDULE		TEAM RPI		ADJ RPI		CONF. RPI		ADJ CONF. RPI	
DIV. I ONLY			20-12-0		.625 75		6-4-0		90		46		46		.56139 46		6		6	
DIV. I NON-CONF.			11-9-0		.55 128		2-2-0		60		5		56		.55819 56		9		9	
TOTALS		RPI 1-25		RPI 26-50		W-L RECORDS		RPI 51-100		RPI 101-150		RPI 150+								
20-12-0		1-6-0		0-0-0		OVERALL		7-3-0		4-2-0		8-1-0								
12-4-0		1-2-0		0-0-0		HOME		2-0-0		2-1-0		7-1-0								
8-8-0		0-4-0		0-0-0		AWAY		5-3-0		2-1-0		1-0-0								
0-0-0		0-0-0		0-0-0		NEUTRAL		0-0-0		0-0-0		0-0-0								
11-9-0		1-6-0		0-0-0		NON-CONFERENCE		5-2-0		0-0-0		5-1-0								
7-3-0		1-2-0		0-0-0		HOME		2-0-0		0-0-0		4-1-0								
4-6-0		0-4-0		0-0-		AWAY		3-2-0		0-0-0		1-0-0								
0-0-0		0-0-0		0-0-0		NEUTRAL		0-0-0		0-0-0		0-0-0								
9-3-0		0-0-0		0-0-0		CONFERENCE		2-1-0		4-2-0		3-0-0								
5-1-0		0-0-0		0-0-0		HOME		0-0-0		2-1-0		3-0-0								
4-2-0		0-0-0		0-0-0		AWAY		2-1-0		2-1-0		0-0-0								
0-0-0		0-0-0		0-0-0		NEUTRAL		0-0-0		0-0-0		0-0-0								
RPI	S	Opponent		Score		RPI	S	Opponent		Score		RPI	S	Opponent		Score				
1	A	UCLA		0	5			58	A	Southern California		14	5	107	A	San Francisco		2	3	
1	H	UCLA		4	9			60	H	UC Irvine		7	3	107	A	San Francisco		2	1	
6	H	UC Santa Barbara		9	7			83	A	San Diego St.		2	4	107	A	San Francisco		6	5	
6	H	UC Santa Barbara		2	7			83	H	San Diego St.		5	1	117	H	Pacific		7	1	
24	A	Oregon		6	7			84	A	Portland		3	5	117	H	Pacific		2	5	
24	A	Oregon		0	6			84	A	Portland		10	3	117	H	Pacific		6	5	
24	A	Oregon		3	4			84	A	Portland		2	1	187	H	Washington St.		3	2	
								97	A	Louisiana		4	1	192	A	UC Riverside		5	1	
								97	A	Louisiana		0	5	194	H	Saint Louis		7	5	
								97	A	Louisiana		7	3	194	H	Saint Louis		3	1	
														194	H	Saint Louis		1	7	
														221	H	CSU Bakersfield		8	3	
														268	H	Santa Clara		6	5	
														268	H	Santa Clara		2	1	
														268	H	Santa Clara		7	3	
LAST 10 GAMES																				
6	H	UC Santa Barbara		2	7	221	H	CSU Bakersfield		8	3									
83	A	San Diego St.		2	4	84	A	Portland		3	5									
107	A	San Francisco		6	5	84	A	Portland		10	3									
107	A	San Francisco		2	3	84	A	Portland		2	1									
107	A	San Francisco		2	1	1	H	UCLA		4	9									

Non-Div. I Games:

Loyola Marymount

Average RPI Win:	136	WON-LOST	WINNING	LAST 10	STRENGTH OF	OPP. STRENGTH	TEAM	ADJ	CONF.	ADJ CONF.				
Average RPI Loss:	74	RECORD	PCT. RANK	GAMES	SCHEDULE	OF SCHEDULE	RPI	RPI	RPI	RPI				
DIV. I ONLY	24-10-0	.70588	32	4-6-0	132	57	47	.56125	47	3	3			
DIV. I NON-CONF.	19-5-0	.79167	22	1-1-0	202	65	50	.56108	50	3	3			
<hr/>														
TOTALS	RPI 1-25	RPI 26-50		W-L RECORDS		RPI 51-100		RPI 101-150		RPI 150+				
24-10-0	1-2-0	2-4-0		OVERALL		5-2-0		7-1-0		9-1-0				
17-4-0	0-0-0	2-2-0		HOME		3-1-0		3-0-0		9-1-0				
7-5-0	1-2-0	0-2-0		AWAY		2-0-0		4-1-0		0-0-0				
0-1-0	0-0-0	0-0-0		NEUTRAL		0-1-0		0-0-0		0-0-0				
19-5-0	0-0-0	1-1-0		NON-CONFERENCE		5-2-0		4-1-0		9-1-0				
13-2-0	0-0-0	1-0-0		HOME		3-1-0		0-0-0		9-1-0				
6-2-0	0-0-0	0-0-		AWAY		2-0-0		4-1-0		0-0-0				
0-1-0	0-0-0	0-0-0		NEUTRAL		0-1-0		0-0-0		0-0-0				
5-5-0	1-2-0	1-3-0		CONFERENCE		0-0-0		3-0-0		0-0-0				
4-2-0	0-0-0	1-2-0		HOME		0-0-0		3-0-0		0-0-0				
1-3-0	1-2-0	0-1-0		AWAY		0-0-0		0-0-0		0-0-0				
0-0-0	0-0-0	0-0-0		NEUTRAL		0-0-0		0-0-0		0-0-0				
RPI	S	Opponent	Score		RPI	S	Opponent	Score		RPI	S	Opponent	Score	
21	A	West Virginia	2	1	32	A	Oklahoma St.	5	6	75	A	San Diego	6	1
21	A	West Virginia	1	5	39	A	DBU	2	7	78	H	UT Arlington	9	1
21	A	West Virginia	4	12	39	H	DBU	4	2	81	N	Cal St. Fullerton	6	8
					50	H	TCU	4	6	83	A	San Diego St.	1	0
					50	H	TCU	7	6	88	H	Missouri St.	6	1
					50	H	TCU	2	4	88	H	Missouri St.	8	11
										88	H	Missouri St.	11	2
												142	A	New Mexico
												142	A	New Mexico
												160	H	Cal Poly
												160	H	Cal Poly
												160	H	Cal Poly
												216	H	Columbia
												216	H	Columbia
												216	H	Columbia
												216	H	Columbia
												228	H	Oral Roberts
												246	H	Texas Southern
												291	H	Ark.-Pine Bluff
					LAST 10 GAMES									
					216	H	Columbia	6	2	228	H	Oral Roberts	2	4
					246	H	Texas Southern	10	2	21	A	West Virginia	1	5
					50	H	TCU	4	6	21	A	West Virginia	4	12
					50	H	TCU	2	4	21	A	West Virginia	2	1
					50	H	TCU	7	6	32	A	Oklahoma St.	5	6

Non-Div. I Games:

Oklahoma

Average RPI Win: 121		WON-LOST RECORD		WINNING PCT. RANK		LAST 10 GAMES		STRENGTH OF SCHEDULE		OPP. STRENGTH OF SCHEDULE		TEAM RPI		ADJ RPI		CONF. RPI		ADJ CONF. RPI	
DIV. I ONLY		17-10-0		.62963 71		7-3-0		131		5		48		.56077 48		7		7	
DIV. I NON-CONF.		10-8-0		.55556 121		2-1-0		23		8		23		.58516 23		6		6	
TOTALS		RPI 1-25		RPI 26-50		W-L RECORDS		RPI 51-100		RPI 101-150		RPI 150+							
17-10-0		2-5-0		0-0-0		OVERALL		3-4-0		6-0-0		6-1-0							
8-1-0		0-1-0		0-0-0		HOME		0-0-0		5-0-0		3-0-0							
8-4-0		1-0-0		0-0-0		AWAY		3-3-0		1-0-0		3-1-0							
1-5-0		1-4-0		0-0-0		NEUTRAL		0-1-0		0-0-0		0-0-0							
10-8-0		2-5-0		0-0-0		NON-CONFERENCE		2-2-0		3-0-0		3-1-0							
2-1-0		0-1-0		0-0-0		HOME		0-0-0		2-0-0		0-0-0							
7-2-0		1-0-0		0-0-		AWAY		2-1-0		1-0-0		3-1-0							
1-5-0		1-4-0		0-0-0		NEUTRAL		0-1-0		0-0-0		0-0-0							
7-2-0		0-0-0		0-0-0		CONFERENCE		1-2-0		3-0-0		3-0-0							
6-0-0		0-0-0		0-0-0		HOME		0-0-0		3-0-0		3-0-0							
1-2-0		0-0-0		0-0-0		AWAY		1-2-0		0-0-0		0-0-0							
0-0-0		0-0-0		0-0-0		NEUTRAL		0-0-0		0-0-0		0-0-0							
RPI S	Opponent		Score		RPI S	Opponent		Score		RPI S	Opponent		Score		RPI S	Opponent		Score	
3 N	Oregon St.		2	8						55 A	Baylor		3	10	123 H	Air Force		12	3
3 N	Oregon St.		3	5						55 A	Baylor		2	0	123 H	Air Force		7	6
3 N	Oregon St.		1	17						55 A	Baylor		12	4	129 A	Kansas St.		7	0
3 N	Oregon St.		3	8						61 N	Sam Houston St.		10	11	147 H	Michigan St.		4	1
8 N	Texas Tech		2	1						64 A	Minnesota		2	3	147 H	Michigan St.		6	2
22 A	Creighton		6	3						64 A	Minnesota		10	1	147 H	Michigan St.		5	2
22 H	Creighton		2	10						64 A	Minnesota		2	5	156 H	Purdue		9	5
															156 H	Purdue		17	0
															156 H	Purdue		13	4
															192 A	UC Riverside		21	6
															192 A	UC Riverside		9	10
															192 A	UC Riverside		10	6
															192 A	UC Riverside		7	1
				LAST 10 GAMES															
				192 A	UC Riverside		10	6	129 A	Kansas St.		7	0						
				22 H	Creighton		2	10	64 A	Minnesota		2	3						
				156 H	Purdue		9	5	64 A	Minnesota		10	1						
				156 H	Purdue		13	4	64 A	Minnesota		2	5						
				156 H	Purdue		17	0	22 A	Creighton		6	3						

Non-Div. I Games:

Nebraska

Average RPI Win:	154	WON-LOST RECORD	WINNING PCT. RANK	LAST 10 GAMES	STRENGTH OF SCHEDULE	OPP. STRENGTH OF SCHEDULE	TEAM RPI	ADJ RPI	CONF. RPI	ADJ CONF. RPI		
DIV. I ONLY		17-15-0	.53125	127	3-7-0	20	31	49	.56034	49	1	1
DIV. I NON-CONF.		15-5-0	.75	35	1-1-0	117	94	29	.5799	29	1	1
<hr/>												
TOTALS	RPI 1-25	RPI 26-50		W-L RECORDS		RPI 51-100		RPI 101-150		RPI 150+		
17-15-0	1-12-0	1-2-0		OVERALL		1-1-0		4-0-0		10-0-0		
13-6-0	1-5-0	0-0-0		HOME		1-1-0		1-0-0		10-0-0		
4-9-0	0-7-0	1-2-0		AWAY		0-0-0		3-0-0		0-0-0		
0-0-0	0-0-0	0-0-0		NEUTRAL		0-0-0		0-0-0		0-0-0		
15-5-0	0-4-0	0-0-0		NON-CONFERENCE		1-1-0		4-0-0		10-0-0		
12-1-0	0-0-0	0-0-0		HOME		1-1-0		1-0-0		10-0-0		
3-4-0	0-4-0	0-0-		AWAY		0-0-0		3-0-0		0-0-0		
0-0-0	0-0-0	0-0-0		NEUTRAL		0-0-0		0-0-0		0-0-0		
2-10-0	1-8-0	1-2-0		CONFERENCE		0-0-0		0-0-0		0-0-0		
1-5-0	1-5-0	0-0-0		HOME		0-0-0		0-0-0		0-0-0		
1-5-0	0-3-0	1-2-0		AWAY		0-0-0		0-0-0		0-0-0		
0-0-0	0-0-0	0-0-0		NEUTRAL		0-0-0		0-0-0		0-0-0		
RPI	S	Opponent	Score	RPI	S	Opponent	Score	RPI	S	Opponent	Score	
5	H	Georgia	8 10	26	A	Missouri	4 2	74	H	Boston College	3 12	
5	H	Georgia	3 7	26	A	Missouri	2 9	87	H	Xavier	16 3	
5	H	Georgia	5 0	26	A	Missouri	4 5			114	H Morehead St.	
8	A	Texas Tech	4 7							148	A Austin Peay	
8	A	Texas Tech	7 10							148	A Austin Peay	
8	A	Texas Tech	4 19							148	A Austin Peay	
9	A	LSU	2 7							168	H Canisius	
9	A	LSU	1 2							168	H Canisius	
9	A	LSU	4 16							168	H Canisius	
10	A	Louisville	3 8							178	H Middle Tenn.	
14	H	Texas A&M	5 17							178	H Middle Tenn.	
14	H	Texas A&M	3 9							178	H Middle Tenn.	
14	H	Texas A&M	3 5							195	H Eastern Ky.	
										197	H Western Ky.	
										237	H SIUE	
										276	H Northern Ky.	
<hr/>												
LAST 10 GAMES												
26	A	Missouri	2 9	5	H	Georgia	5 0					
26	A	Missouri	4 5	5	H	Georgia	3 7					
26	A	Missouri	4 2	114	H	Morehead St.	7 0					
10	A	Louisville	3 8	14	H	Texas A&M	5 17					
5	H	Georgia	8 10	14	H	Texas A&M	3 9					

Non-Div. I Games:

Kentucky

Average RPI Win: 119		WON-LOST	WINNING	LAST 10	STRENGTH OF	OPP. STRENGTH	TEAM	ADJ	CONF.	ADJ CONF.							
Average RPI Loss: 72		RECORD	PCT. RANK	GAMES	SCHEDULE	OF SCHEDULE	RPI	RPI	RPI	RPI							
DIV. I ONLY		20-11-0	.64516	54	6-4-0	92	21	50	.55841	50	3	3					
DIV. I NON-CONF.		15-7-0	.68182	56	2-1-0	195	31	80	.54086	80	3	3					
<hr/>																	
TOTALS		RPI 1-25		RPI 26-50		W-L RECORDS		RPI 51-100		RPI 101-150		RPI 150+					
20-11-0		3-2-0		3-4-0		OVERALL		4-2-0		3-2-0		7-1-0					
12-4-0		2-1-0		1-2-0		HOME		1-0-0		3-1-0		5-0-0					
4-4-0		0-0-0		2-2-0		AWAY		0-1-0		0-0-0		2-1-0					
4-3-0		1-1-0		0-0-0		NEUTRAL		3-1-0		0-1-0		0-0-0					
15-7-0		1-1-0		0-1-0		NON-CONFERENCE		4-2-0		3-2-0		7-1-0					
9-1-0		0-0-0		0-0-0		HOME		1-0-0		3-1-0		5-0-0					
2-3-0		0-0-0		0-0-		AWAY		0-1-0		0-0-0		2-1-0					
4-3-0		1-1-0		0-0-0		NEUTRAL		3-1-0		0-1-0		0-0-0					
5-4-0		2-1-0		3-3-0		CONFERENCE		0-0-0		0-0-0		0-0-0					
3-3-0		2-1-0		1-2-0		HOME		0-0-0		0-0-0		0-0-0					
2-1-0		0-0-0		2-1-0		AWAY		0-0-0		0-0-0		0-0-0					
0-0-0		0-0-0		0-0-0		NEUTRAL		0-0-0		0-0-0		0-0-0					
RPI	S	Opponent		Score		RPI	S	Opponent		Score		RPI	S	Opponent		Score	
2	N	Vanderbilt		10	2	32	H	Oklahoma St.		6	7	51	N	Houston		10	6
14	N	Texas A&M		0	1	32	H	Oklahoma St.		7	4	75	A	San Diego		6	9
23	H	Texas		1	13	32	H	Oklahoma St.		8	9	78	H	UT Arlington		3	2
23	H	Texas		12	8	39	A	DBU		6	11	78	N	UT Arlington		5	3
23	H	Texas		3	2	47	A	Oklahoma		6	4	81	N	Cal St. Fullerton		0	2
						47	A	Oklahoma		4	2	91	N	Virginia		9	4
						47	A	Oklahoma		6	7						

Non-Div. I Games:

TCU

Average RPI Win: 118		WON-LOST RECORD		WINNING PCT. RANK		LAST 10 GAMES		STRENGTH OF SCHEDULE		OPP. STRENGTH OF SCHEDULE		TEAM RPI		ADJ RPI		CONF. RPI		ADJ CONF. RPI	
DIV. I ONLY		18-15-0		.54545 119		6-4-0		12		89		51		.55709 51		5		5	
DIV. I NON-CONF.		15-9-0		.625 86		4-0-0		25		136		45		.56775 45		4		4	
TOTALS		RPI 1-25		RPI 26-50		W-L RECORDS		RPI 51-100		RPI 101-150		RPI 150+							
18-15-0		1-3-0		3-4-0		OVERALL		4-2-0		3-6-0		7-0-0							
12-8-0		1-2-0		1-2-0		HOME		3-1-0		2-3-0		5-0-0							
6-4-0		0-0-0		2-1-0		AWAY		1-0-0		1-3-0		2-0-0							
0-3-0		0-1-0		0-1-0		NEUTRAL		0-1-0		0-0-0		0-0-0							
15-9-0		0-1-0		2-2-0		NON-CONFERENCE		4-2-0		2-4-0		7-0-0							
10-4-0		0-0-0		0-0-0		HOME		3-1-0		2-3-0		5-0-0							
5-2-0		0-0-0		2-0-		AWAY		1-0-0		0-1-0		2-0-0							
0-3-0		0-1-0		0-1-0		NEUTRAL		0-1-0		0-0-0		0-0-0							
3-6-0		1-2-0		1-2-0		CONFERENCE		0-0-0		1-2-0		0-0-0							
2-4-0		1-2-0		1-2-0		HOME		0-0-0		0-0-0		0-0-0							
1-2-0		0-0-0		0-0-0		AWAY		0-0-0		1-2-0		0-0-0							
0-0-0		0-0-0		0-0-0		NEUTRAL		0-0-0		0-0-0		0-0-0							
RPI S	Opponent		Score		RPI S	Opponent		Score		RPI S	Opponent		Score		RPI S	Opponent		Score	
11 H	East Carolina		2 0		27 H	UConn		1 2		61 A	Sam Houston St.		12 7		116 A	Memphis		3 7	
11 H	East Carolina		1 3		27 H	UConn		3 9		61 H	Sam Houston St.		2 1		116 A	Memphis		4 6	
11 H	East Carolina		3 15		27 H	UConn		5 4		67 N	Texas St.		4 9		116 A	Memphis		4 3	
14 N	Texas A&M		2 3		39 A	DBU		2 0		82 H	Arizona		9 7		120 H	Northwestern St.		1 2	
					39 A	DBU		8 6		82 H	Arizona		2 1		120 H	Northwestern St.		5 3	
					39 A	DBU		4 8		82 H	Arizona		4 9		120 H	Northwestern St.		5 4	
					50 N	TCU		6 10							128 H	Rice		3 5	
															133 A	McNeese		0 1	
															133 H	McNeese		5 13	
															162 A	SFA		16 1	
															166 H	UTSA		4 2	
															173 H	FIU		5 4	
															213 H	Army West Point		3 2	
															213 H	Army West Point		6 3	
															213 H	Army West Point		9 7	
															218 A	Lamar University		8 7	
LAST 10 GAMES																			
11 H	East Carolina		1 3		11 H	East Carolina		3 15											
218 A	Lamar University		8 7		11 H	East Carolina		2 0											
116 A	Memphis		4 6		173 H	FIU		5 4											
116 A	Memphis		3 7		116 A	Memphis		4 3											
61 A	Sam Houston St.		12 7		162 A	SFA		16 1											

Non-Div. I Games:

Houston

Average RPI Win: 181		WON-LOST RECORD	WINNING PCT. RANK	LAST 10 GAMES	STRENGTH OF SCHEDULE	OPP. STRENGTH OF SCHEDULE	TEAM RPI	ADJ RPI		CONF. RPI	ADJ CONF. RPI			
Average RPI Loss: 84														
DIV. I ONLY		25-8-0	.75758	15	8-2-0	178	131	52	.55706	52	20	20		
DIV. I NON-CONF.		17-7-0	.70833	46	2-1-0	183	89	65	.55118	65	24	24		
<hr/>														
TOTALS		RPI 1-25		RPI 26-50		W-L RECORDS		RPI 51-100		RPI 101-150		RPI 150+		
25-8-0		1-0-0		1-3-0		OVERALL		3-3-0		4-1-0		16-1-0		
15-3-0		0-0-0		0-0-0		HOME		2-2-0		3-0-0		10-1-0		
9-4-0		1-0-0		1-3-0		AWAY		0-0-0		1-1-0		6-0-0		
1-1-0		0-0-0		0-0-0		NEUTRAL		1-1-0		0-0-0		0-0-0		
<hr/>														
17-7-0		1-0-0		1-3-0		NON-CONFERENCE		3-3-0		1-1-0		11-0-0		
10-2-0		0-0-0		0-0-0		HOME		2-2-0		0-0-0		8-0-0		
6-4-0		1-0-0		1-0-		AWAY		0-0-0		1-1-0		3-0-0		
1-1-0		0-0-0		0-0-0		NEUTRAL		1-1-0		0-0-0		0-0-0		
<hr/>														
8-1-0		0-0-0		0-0-0		CONFERENCE		0-0-0		3-0-0		5-1-0		
5-1-0		0-0-0		0-0-0		HOME		0-0-0		3-0-0		2-1-0		
3-0-0		0-0-0		0-0-0		AWAY		0-0-0		0-0-0		3-0-0		
0-0-0		0-0-0		0-0-0		NEUTRAL		0-0-0		0-0-0		0-0-0		
<hr/>														
RPI	S	Opponent	Score		RPI	S	Opponent	Score		RPI	S	Opponent	Score	
16	A	North Carolina	11	8	29	A	Coastal Caro.	8	10	56	N	Campbell	8	7
					33	A	UCF	4	3	69	H	Maryland	3	4
					33	A	UCF	2	8	69	N	Maryland	3	5
					33	A	UCF	9	10	79	H	William & Mary	3	7
										95	H	Marist	8	1
										95	H	Marist	9	3

Non-Div. I Games:

VCU

Average RPI Win: 131		WON-LOST	WINNING	LAST 10	STRENGTH OF		OPP. STRENGTH	TEAM	ADJ		CONF.	ADJ CONF.			
Average RPI Loss: 68		RECORD	PCT. RANK	GAMES	SCHEDULE		OF SCHEDULE	RPI	RPI		RPI	RPI			
DIV. I ONLY		18-14-0	.5625	105	7-3-0		41	72	53	.55558	53	5	5		
DIV. I NON-CONF.		15-11-0	.57692	110	6-0-0		48	62	63	.55435	63	4	4		
TOTALS		RPI 1-25	RPI 26-50		W-L RECORDS		RPI 51-100		RPI 101-150		RPI 150+				
18-14-0		2-4-0	0-1-0		OVERALL		4-6-0		6-2-0		6-1-0				
13-3-0		2-0-0	0-0-0		HOME		2-2-0		4-1-0		5-0-0				
3-8-0		0-3-0	0-1-0		AWAY		2-3-0		1-1-0		0-0-0				
2-3-0		0-1-0	0-0-0		NEUTRAL		0-1-0		1-0-0		1-1-0				
15-11-0		2-4-0	0-1-0		NON-CONFERENCE		3-4-0		4-1-0		6-1-0				
11-2-0		2-0-0	0-0-0		HOME		2-2-0		2-0-0		5-0-0				
2-6-0		0-3-0	0-0-		AWAY		1-1-0		1-1-0		0-0-0				
2-3-0		0-1-0	0-0-0		NEUTRAL		0-1-0		1-0-0		1-1-0				
3-3-0		0-0-0	0-0-0		CONFERENCE		1-2-0		2-1-0		0-0-0				
2-1-0		0-0-0	0-0-0		HOME		0-0-0		2-1-0		0-0-0				
1-2-0		0-0-0	0-0-0		AWAY		1-2-0		0-0-0		0-0-0				
0-0-0		0-0-0	0-0-0		NEUTRAL		0-0-0		0-0-0		0-0-0				
RPI S	Opponent	Score		RPI S	Opponent	Score		RPI S	Opponent	Score		RPI S	Opponent	Score	
7 N	Stanford	4	5	32 A	Oklahoma St.	7	10	59 N	Pepperdine	8	13	103 A	Kansas	9	1
8 A	Texas Tech	10	15					78 A	UT Arlington	2	5	103 H	Kansas	3	2
8 A	Texas Tech	4	15					78 A	UT Arlington	8	6	109 A	Grand Canyon	1	9
8 A	Texas Tech	2	12					89 H	Rhode Island	8	7	109 N	Grand Canyon	8	7
22 H	Creighton	4	3					89 H	Rhode Island	1	6	116 H	Memphis	8	4
22 H	Creighton	7	5					89 H	Rhode Island	5	1	116 H	Memphis	3	6
								89 H	Rhode Island	8	13	116 H	Memphis	7	3
								92 A	Tulane	6	12	129 H	Kansas St.	8	5
								92 A	Tulane	12	11	155 H	Omaha	12	2
								92 A	Tulane	4	8	162 N	SFA	2	3
												162 N	SFA	18	2
												228 H	Oral Roberts	8	2
												251 H	Bethune-Cookman	7	0
												251 H	Bethune-Cookman	2	0
												251 H	Bethune-Cookman	11	4
LAST 10 GAMES															
92 A	Tulane	4	8	251 H	Bethune-Cookman	7	0								
92 A	Tulane	6	12	251 H	Bethune-Cookman	11	4								
89 H	Rhode Island	1	6	251 H	Bethune-Cookman	2	0								
92 A	Tulane	12	11	129 H	Kansas St.	8	5								
103 A	Kansas	9	1	155 H	Omaha	12	2								

Non-Div. I Games:

Wichita St.

Average RPI Win:	152	WON-LOST	WINNING	LAST 10	STRENGTH OF	OPP. STRENGTH	TEAM	ADJ	CONF.	ADJ CONF.			
Average RPI Loss:	70	RECORD	PCT. RANK	GAMES	SCHEDULE	OF SCHEDULE	RPI	RPI	RPI	RPI			
DIV. I ONLY	19-14-0	.57576	99	3-7-0	33	152	54	.55549	54	4	4		
DIV. I NON-CONF.	14-4-0	.77778	27	2-1-0	20	246	13	.59697	13	5	5		
<hr/>													
TOTALS	RPI 1-25	RPI 26-50		W-L RECORDS		RPI 51-100		RPI 101-150		RPI 150+			
19-14-0	1-5-0	0-0-0		OVERALL		6-8-0		1-0-0		11-1-0			
10-8-0	1-5-0	0-0-0		HOME		3-3-0		1-0-0		5-0-0			
7-6-0	0-0-0	0-0-0		AWAY		2-5-0		0-0-0		5-1-0			
2-0-0	0-0-0	0-0-0		NEUTRAL		1-0-0		0-0-0		1-0-0			
<hr/>													
14-4-0	0-0-0	0-0-0		NON-CONFERENCE		4-4-0		1-0-0		9-0-0			
9-3-0	0-0-0	0-0-0		HOME		3-3-0		1-0-0		5-0-0			
3-1-0	0-0-0	0-0-		AWAY		0-1-0		0-0-0		3-0-0			
2-0-0	0-0-0	0-0-0		NEUTRAL		1-0-0		0-0-0		1-0-0			
<hr/>													
5-10-0	1-5-0	0-0-0		CONFERENCE		2-4-0		0-0-0		2-1-0			
1-5-0	1-5-0	0-0-0		HOME		0-0-0		0-0-0		0-0-0			
4-5-0	0-0-0	0-0-0		AWAY		2-4-0		0-0-0		2-1-0			
0-0-0	0-0-0	0-0-0		NEUTRAL		0-0-0		0-0-0		0-0-0			
<hr/>													
RPI S	Opponent	Score		RPI S	Opponent	Score		RPI S	Opponent	Score			
16 H	North Carolina	4	1			61 N	Sam Houston St.	3	2	130 H	ETSU	9	3
16 H	North Carolina	5	7			62 A	Liberty	3	4	154 H	Radford	8	7
16 H	North Carolina	2	5			62 H	Liberty	1	6	157 H	High Point	16	1
18 H	Clemson	4	6			73 H	Bryant	4	6	179 H	Richmond	8	6
18 H	Clemson	1	14			73 H	Bryant	2	1	179 H	Richmond	10	1
18 H	Clemson	9	12			73 H	Bryant	2	4	189 A	Marshall	11	3
						93 H	UNC Greensboro	2	1	189 H	Marshall	7	0
						93 H	UNC Greensboro	12	4	223 A	Pittsburgh	0	1
						98 A	Florida St.	2	5	223 A	Pittsburgh	16	1
						98 A	Florida St.	6	0	223 A	Pittsburgh	11	4
						98 A	Florida St.	8	9	231 N	Manhattan	15	3
						99 A	Wake Forest	3	8	242 A	Stetson	5	0
						99 A	Wake Forest	7	8	257 A	VMI	13	1
						99 A	Wake Forest	10	9				
<hr/>													
LAST 10 GAMES													
99 A Wake Forest						7	8	73 H	Bryant	2	1		
99 A Wake Forest						3	8	189 H	Marshall	7	0		
98 A Florida St.						2	5	99 A	Wake Forest	10	9		
98 A Florida St.						6	0	257 A	VMI	13	1		
73 H Bryant						2	4	18 H	Clemson	9	12		

Non-Div. I Games:

Virginia Tech

[illegible]

Non-Div. I Games:

Campbell

[illegible]

Non-Div. I Games:

Fresno St.

Average RPI Win:		93	WON-LOST RECORD		WINNING PCT. RANK	LAST 10 GAMES		STRENGTH OF SCHEDULE		OPP. STRENGTH OF SCHEDULE	TEAM RPI	ADJ RPI	CONF. RPI	ADJ CONF. RPI
Average RPI Loss:		48	13-18-0		.41935 200	5-5-0		1		58	58	.55377 58	2	2
DIV. I ONLY			8-10-0		.44444 173	2-1-0		7		84	95	.52704 95	2	2
DIV. I NON-CONF.														
TOTALS		RPI 1-25	RPI 26-50		W-L RECORDS		RPI 51-100		RPI 101-150		RPI 150+			
13-18-0		2-7-0	2-3-0		OVERALL		4-5-0		1-2-0		4-1-0			
10-11-0		2-5-0	2-3-0		HOME		2-0-0		1-2-0		3-1-0			
3-6-0		0-1-0	0-0-0		AWAY		2-5-0		0-0-0		1-0-0			
0-1-0		0-1-0	0-0-0		NEUTRAL		0-0-0		0-0-0		0-0-0			
8-10-0		1-4-0	0-2-0		NON-CONFERENCE		2-1-0		1-2-0		4-1-0			
7-8-0		1-3-0	0-2-0		HOME		2-0-0		1-2-0		3-1-0			
1-2-0		0-1-0	0-0-0		AWAY		0-1-0		0-0-0		1-0-0			
0-0-0		0-0-0	0-0-0		NEUTRAL		0-0-0		0-0-0		0-0-0			
5-8-0		1-3-0	2-1-0		CONFERENCE		2-4-0		0-0-0		0-0-0			
3-3-0		1-2-0	2-1-0		HOME		0-0-0		0-0-0		0-0-0			
2-4-0		0-0-0	0-0-0		AWAY		2-4-0		0-0-0		0-0-0			
0-1-0		0-1-0	0-0-0		NEUTRAL		0-0-0		0-0-0		0-0-0			
RPI S	Opponent	Score	RPI S	Opponent	Score	RPI S	Opponent	Score	RPI S	Opponent	Score	RPI S	Opponent	Score
1 H	UCLA	2 9	30 H	Arizona St.	10 6	65 A	Washington	1 7	109 H	Grand Canyon	2 4			
1 H	UCLA	1 7	30 H	Arizona St.	7 3	65 A	Washington	3 4	109 H	Grand Canyon	7 1			
1 H	UCLA	7 2	30 H	Arizona St.	8 11	65 A	Washington	2 3	109 H	Grand Canyon	3 7			
1 N	UCLA	5 7	32 H	Oklahoma St.	6 11	66 H	Michigan	4 1	155 H	Omaha	9 12			
4 H	Arkansas	6 4	46 H	Loyola Marymount	5 14	76 A	California	1 0	155 H	Omaha	11 0			
4 H	Arkansas	6 8				76 A	California	9 4	155 H	Omaha	6 5			
4 H	Arkansas	3 6				76 A	California	8 9	211 A	Long Beach St.	8 5			
6 A	UC Santa Barbara	4 10				81 A	Cal St. Fullerton	4 10	211 H	Long Beach St.	5 2			
6 H	UC Santa Barbara	1 2				81 H	Cal St. Fullerton	6 5						
LAST 10 GAMES														
81 H	Cal St. Fullerton	6 5	1 H	UCLA	2 9									
30 H	Arizona St.	8 11	1 H	UCLA	1 7									
30 H	Arizona St.	7 3	1 H	UCLA	7 2									
30 H	Arizona St.	10 6	211 A	Long Beach St.	8 5									
6 A	UC Santa Barbara	4 10	65 A	Washington	2 3									

Non-Div. I Games:

Southern California

Average RPI Win: 147		WON-LOST RECORD		WINNING PCT. RANK		LAST 10 GAMES		STRENGTH OF SCHEDULE		OPP. STRENGTH OF SCHEDULE		TEAM RPI		ADJ RPI		CONF. RPI		ADJ CONF. RPI	
DIV. I ONLY		16-12-0		.57143 101		5-5-0		55		77		59		.55364 59		6		6	
DIV. I NON-CONF.		9-7-0		.5625 115		1-1-0		6		70		27		.58065 27		9		9	
TOTALS		RPI 1-25		RPI 26-50		W-L RECORDS		RPI 51-100		RPI 101-150		RPI 150+							
16-12-0		0-6-0		2-2-0		OVERALL		6-1-0		1-2-0		7-1-0							
9-4-0		0-2-0		2-1-0		HOME		1-0-0		0-0-0		6-1-0							
4-7-0		0-3-0		0-1-0		AWAY		3-1-0		1-2-0		0-0-0							
3-1-0		0-1-0		0-0-0		NEUTRAL		2-0-0		0-0-0		1-0-0							
9-7-0		0-6-0		0-1-0		NON-CONFERENCE		4-0-0		0-0-0		5-0-0							
5-2-0		0-2-0		0-0-0		HOME		1-0-0		0-0-0		4-0-0							
1-4-0		0-3-0		0-0-		AWAY		1-0-0		0-0-0		0-0-0							
3-1-0		0-1-0		0-0-0		NEUTRAL		2-0-0		0-0-0		1-0-0							
7-5-0		0-0-0		2-1-0		CONFERENCE		2-1-0		1-2-0		2-1-0							
4-2-0		0-0-0		2-1-0		HOME		0-0-0		0-0-0		2-1-0							
3-3-0		0-0-0		0-0-0		AWAY		2-1-0		1-2-0		0-0-0							
0-0-0		0-0-0		0-0-0		NEUTRAL		0-0-0		0-0-0		0-0-0							
RPI	S	Opponent		Score		RPI	S	Opponent		Score		RPI	S	Opponent		Score			
2	A	Vanderbilt		2	6	30	A	Arizona St.		3	4	53	N	Wichita St.		13	8		
2	A	Vanderbilt		3	6	43	H	Gonzaga		3	1	64	H	Minnesota		13	12		
6	A	UC Santa Barbara		2	3	43	H	Gonzaga		2	3	75	A	San Diego		1	5		
6	H	UC Santa Barbara		2	8	43	H	Gonzaga		4	2	75	A	San Diego		8	7		
6	H	UC Santa Barbara		3	5							75	A	San Diego		10	5		
7	N	Stanford		1	6							76	N	California		7	5		
												81	A	Cal St. Fullerton		11	4		

Non-Div. I Games:

Pepperdine

Average RPI Win:	155	WON-LOST RECORD	WINNING PCT. RANK	LAST 10 GAMES	STRENGTH OF SCHEDULE	OPP. STRENGTH OF SCHEDULE	TEAM RPI	ADJ RPI	CONF. RPI	ADJ CONF. RPI	
Average RPI Loss:	76										
DIV. I ONLY	21-6-0	.77778	12	8-2-0	250	12	60	.55312	60	13	13
DIV. I NON-CONF.	16-5-0	.7619	32	3-1-0	206	9	47	.56598	47	11	11
<hr/>											
TOTALS	RPI 1-25	RPI 26-50		W-L RECORDS	RPI 51-100		RPI 101-150		RPI 150+		
21-6-0	0-1-0	2-2-0		OVERALL	5-2-0		3-0-0		11-1-0		
11-2-0	0-0-0	2-1-0		HOME	3-1-0		0-0-0		6-0-0		
10-4-0	0-1-0	0-1-0		AWAY	2-1-0		3-0-0		5-1-0		
0-0-0	0-0-0	0-0-0		NEUTRAL	0-0-0		0-0-0		0-0-0		
16-5-0	0-1-0	2-2-0		NON-CONFERENCE	5-2-0		3-0-0		6-0-0		
8-2-0	0-0-0	2-1-0		HOME	3-1-0		0-0-0		3-0-0		
8-3-0	0-1-0	0-0-		AWAY	2-1-0		3-0-0		3-0-0		
0-0-0	0-0-0	0-0-0		NEUTRAL	0-0-0		0-0-0		0-0-0		
5-1-0	0-0-0	0-0-0		CONFERENCE	0-0-0		0-0-0		5-1-0		
3-0-0	0-0-0	0-0-0		HOME	0-0-0		0-0-0		3-0-0		
2-1-0	0-0-0	0-0-0		AWAY	0-0-0		0-0-0		2-1-0		
0-0-0	0-0-0	0-0-0		NEUTRAL	0-0-0		0-0-0		0-0-0		
RPI S	Opponent	Score	RPI S	Opponent	Score	RPI S	Opponent	Score	RPI S	Opponent	Score
1 A	UCLA	3 9	41 H	St. John's (NY)	3 0	65 H	Washington	5 9	128 A	Rice	11 5
			41 H	St. John's (NY)	3 0	65 H	Washington	2 1	128 A	Rice	7 0
			41 H	St. John's (NY)	3 4	65 H	Washington	6 4	128 A	Rice	11 4
			46 A	Loyola Marymount	3 7	75 H	San Diego	17 7	187 H	Washington St.	5 1
						83 A	San Diego St.	3 9	187 H	Washington St.	8 4
						88 A	Missouri St.	3 2	187 H	Washington St.	4 1
						88 A	Missouri St.	4 1	211 H	Long Beach St.	9 4
									211 H	Long Beach St.	4 0
									211 H	Long Beach St.	4 1
									222 A	Hawaii	2 10
									222 A	Hawaii	8 5
									222 A	Hawaii	4 0
									260 A	Utah Valley	17 4
									260 A	Utah Valley	17 4
									260 A	Utah Valley	15 0
<hr/>											
LAST 10 GAMES											
1 A	UCLA	3 9	222 A	Hawaii	8 5						
211 H	Long Beach St.	4 0	222 A	Hawaii	2 10						
211 H	Long Beach St.	4 1	75 H	San Diego	17 7						
211 H	Long Beach St.	9 4	187 H	Washington St.	8 4						
222 A	Hawaii	4 0	187 H	Washington St.	5 1						

Non-Div. I Games:

UC Irvine

Average RPI Win:		154	WON-LOST RECORD		WINNING PCT. RANK	LAST 10 GAMES	STRENGTH OF SCHEDULE		OPP. STRENGTH OF SCHEDULE	TEAM RPI	ADJ RPI	CONF. RPI	ADJ CONF. RPI
Average RPI Loss:		75											
DIV. I ONLY		20-10-0			.66667 44	6-4-0	134		60	61	.55293 61	12	12
DIV. I NON-CONF.		8-7-0			.53333 139	0-3-0	67		11	72	.54635 72	13	13
TOTALS		RPI 1-25	RPI 26-50		W-L RECORDS		RPI 51-100		RPI 101-150		RPI 150+		
20-10-0		0-2-0	1-1-0		OVERALL		6-4-0		3-2-0		10-1-0		
11-4-0		0-0-0	0-0-0		HOME		6-2-0		2-2-0		3-0-0		
7-4-0		0-1-0	0-1-0		AWAY		0-1-0		1-0-0		6-1-0		
2-2-0		0-1-0	1-0-0		NEUTRAL		0-1-0		0-0-0		1-0-0		
8-7-0		0-2-0	1-1-0		NON-CONFERENCE		4-3-0		1-1-0		2-0-0		
4-2-0		0-0-0	0-0-0		HOME		4-1-0		0-1-0		0-0-0		
2-3-0		0-1-0	0-0-		AWAY		0-1-0		1-0-0		1-0-0		
2-2-0		0-1-0	1-0-0		NEUTRAL		0-1-0		0-0-0		1-0-0		
12-3-0		0-0-0	0-0-0		CONFERENCE		2-1-0		2-1-0		8-1-0		
7-2-0		0-0-0	0-0-0		HOME		2-1-0		2-1-0		3-0-0		
5-1-0		0-0-0	0-0-0		AWAY		0-0-0		0-0-0		5-1-0		
0-0-0		0-0-0	0-0-0		NEUTRAL		0-0-0		0-0-0		0-0-0		
RPI S	Opponent	Score	RPI S	Opponent	Score	RPI S	Opponent	Score	RPI S	Opponent	Score		
17 N	Mississippi St.	4 5	38 A	Louisiana Tech	0 7	51 A	Houston	1 2	128 A	Rice	10 9		
23 A	Texas	3 10	48 N	Nebraska	11 10	51 H	Houston	7 12	128 H	Rice	5 11		
						54 N	Virginia Tech	2 3	133 H	McNeese	3 4		
						55 H	Baylor	8 7	133 H	McNeese	6 3		
						90 H	Incarnate Word	10 4	133 H	McNeese	5 4		
						90 H	Incarnate Word	13 8	163 A	New Orleans	8 2		
						90 H	Incarnate Word	2 8	163 A	New Orleans	6 2		
						97 H	Louisiana	7 5	163 A	New Orleans	4 6		
						97 H	Louisiana	9 8	217 A	Houston Baptist	17 5		
						97 H	Louisiana	9 2	217 A	Houston Baptist	6 3		
									217 A	Houston Baptist	7 4		
									218 H	Lamar University	8 4		
									218 H	Lamar University	6 5		
									218 H	Lamar University	15 6		
									231 N	Manhattan	12 7		
									242 A	Stetson	4 3		
LAST 10 GAMES													
						218 H	Lamar University	6 5	133 H	McNeese	6 3		
						218 H	Lamar University	8 4	133 H	McNeese	5 4		
						51 H	Houston	7 12	133 H	McNeese	3 4		
						218 H	Lamar University	15 6	51 A	Houston	1 2		
						128 H	Rice	5 11	163 A	New Orleans	8 2		

Non-Div. I Games:

Sam Houston St.

Average RPI Win: 151		WON-LOST RECORD	WINNING PCT. RANK	LAST 10 GAMES	STRENGTH OF SCHEDULE	OPP. STRENGTH OF SCHEDULE	TEAM RPI	ADJ RPI	CONF. RPI	ADJ CONF. RPI							
Average RPI Loss: 128																	
DIV. I ONLY		25-7-0	.78125	10	9-1-0	244	17	62	.55262	62	14	14					
DIV. I NON-CONF.		18-5-0	.78261	23	3-0-0	227	3	46	.56635	46	17	17					
<hr/>																	
TOTALS		RPI 1-25		RPI 26-50		W-L RECORDS		RPI 51-100		RPI 101-150		RPI 150+					
25-7-0		1-1-0		1-2-0		OVERALL		4-0-0		6-1-0		13-3-0					
18-2-0		1-0-0		0-0-0		HOME		3-0-0		3-0-0		11-2-0					
7-5-0		0-1-0		1-2-0		AWAY		1-0-0		3-1-0		2-1-0					
0-0-0		0-0-0		0-0-0		NEUTRAL		0-0-0		0-0-0		0-0-0					
18-5-0		1-1-0		1-2-0		NON-CONFERENCE		4-0-0		3-1-0		9-1-0					
13-1-0		1-0-0		0-0-0		HOME		3-0-0		0-0-0		9-1-0					
5-4-0		0-1-0		1-0-		AWAY		1-0-0		3-1-0		0-0-0					
0-0-0		0-0-0		0-0-0		NEUTRAL		0-0-0		0-0-0		0-0-0					
7-2-0		0-0-0		0-0-0		CONFERENCE		0-0-0		3-0-0		4-2-0					
5-1-0		0-0-0		0-0-0		HOME		0-0-0		3-0-0		2-1-0					
2-1-0		0-0-0		0-0-0		AWAY		0-0-0		0-0-0		2-1-0					
0-0-0		0-0-0		0-0-0		NEUTRAL		0-0-0		0-0-0		0-0-0					
RPI	S	Opponent		Score		RPI	S	Opponent		Score		RPI	S	Opponent		Score	
15	A	Tennessee		1	7	40	A	South Carolina		6	5	54	A	Virginia Tech		6	1
16	H	North Carolina		2	0	40	A	South Carolina		2	3	54	H	Virginia Tech		4	3
						40	A	South Carolina		7	13	91	H	Virginia		14	5
												99	H	Wake Forest		9	3
							</										

Non-Div. I Games:

Liberty

Average RPI Win:	172	WON-LOST	WINNING	LAST 10	STRENGTH OF	OPP. STRENGTH	TEAM	ADJ	CONF.	ADJ CONF.	
Average RPI Loss:	66	RECORD	PCT. RANK	GAMES	SCHEDULE	OF SCHEDULE	RPI	RPI	RPI	RPI	
DIV. I ONLY	20-13-0	.60606	89	6-4-0	78	96	63	.55253	63	14	14
DIV. I NON-CONF.	14-10-0	.58333	108	2-1-0	54	91	66	.55117	66	17	17
<hr/>											
TOTALS	RPI 1-25	RPI 26-50		W-L RECORDS		RPI 51-100		RPI 101-150		RPI 150+	
20-13-0	0-0-0	1-8-0		OVERALL		2-2-0		2-2-0		15-1-0	
12-5-0	0-0-0	0-5-0		HOME		0-0-0		1-0-0		11-0-0	
8-8-0	0-0-0	1-3-0		AWAY		2-2-0		1-2-0		4-1-0	
0-0-0	0-0-0	0-0-0		NEUTRAL		0-0-0		0-0-0		0-0-0	
14-10-0	0-0-0	1-8-0		NON-CONFERENCE		2-2-0		1-0-0		10-0-0	
9-5-0	0-0-0	0-5-0		HOME		0-0-0		1-0-0		8-0-0	
5-5-0	0-0-0	1-0-		AWAY		2-2-0		0-0-0		2-0-0	
0-0-0	0-0-0	0-0-0		NEUTRAL		0-0-0		0-0-0		0-0-0	
6-3-0	0-0-0	0-0-0		CONFERENCE		0-0-0		1-2-0		5-1-0	
3-0-0	0-0-0	0-0-0		HOME		0-0-0		0-0-0		3-0-0	
3-3-0	0-0-0	0-0-0		AWAY		0-0-0		1-2-0		2-1-0	
0-0-0	0-0-0	0-0-0		NEUTRAL		0-0-0		0-0-0		0-0-0	
RPI S	Opponent	Score	RPI S	Opponent	Score	RPI S	Opponent	Score	RPI S	Opponent	Score
			28 A	Florida	8 13	93 A	UNC Greensboro	4 5	111 A	North Florida	2 3
			28 H	Florida	4 5	93 A	UNC Greensboro	3 13	111 A	North Florida	3 11
			33 A	UCF	8 5	93 A	UNC Greensboro	8 4	111 A	North Florida	10 8
			33 A	UCF	4 6	98 A	Florida St.	3 2	118 H	South Fla.	8 7
			33 A	UCF	0 3				174 H	Jacksonville St.	16 7
			33 H	UCF	2 8				174 H	Jacksonville St.	2 1
			36 H	Indiana St.	1 7				174 H	Jacksonville St.	5 2
			36 H	Indiana St.	7 13				184 H	Brown	10 0
			36 H	Indiana St.	3 8				184 H	Brown	15 0
									184 H	Brown	6 2
									184 H	Brown	11 2
									188 H	Lipscomb	5 4
									188 H	Lipscomb	6 5
									188 H	Lipscomb	3 2
									193 A	NJIT	6 5
									193 A	NJIT	5 2
									193 A	NJIT	2 5
									251 A	Bethune-Cookman	7 5
									265 A	Florida A&M	5 2
									265 H	Florida A&M	10 9
			LAST 10 GAMES								
			193 A	NJIT	2 5	111 A	North Florida	10 8			
			193 A	NJIT	5 2	111 A	North Florida	2 3			
			184 H	Brown	6 2	98 A	Florida St.	3 2			
			33 H	UCF	2 8	193 A	NJIT	6 5			
			111 A	North Florida	3 11	265 A	Florida A&M	5 2			

Non-Div. I Games:

Jacksonville

Average RPI Win: 128		WON-LOST	WINNING	LAST 10	STRENGTH OF		OPP. STRENGTH	TEAM	ADJ		CONF.	ADJ CONF.
Average RPI Loss: 57		RECORD	PCT. RANK	GAMES	SCHEDULE		OF SCHEDULE	RPI	RPI		RPI	RPI
DIV. I ONLY		12-16-0	.42857	196	7-3-0		21	84	64		7	7
DIV. I NON-CONF.		6-13-0	.31579	229	1-0-0		70	23	131		6	6
TOTALS		RPI 1-25	RPI 26-50		W-L RECORDS		RPI 51-100		RPI 101-150		RPI 150+	
12-16-0		0-5-0	4-4-0		OVERALL		1-5-0		3-1-0		4-1-0	
3-1-0		0-0-0	2-1-0		HOME		0-0-0		0-0-0		1-0-0	
8-9-0		0-3-0	1-2-0		AWAY		1-3-0		3-0-0		3-1-0	
1-6-0		0-2-0	1-1-0		NEUTRAL		0-2-0		0-1-0		0-0-0	
6-13-0		0-5-0	2-3-0		NON-CONFERENCE		0-3-0		0-1-0		4-1-0	
1-0-0		0-0-0	0-0-0		HOME		0-0-0		0-0-0		1-0-0	
4-7-0		0-3-0	1-0-		AWAY		0-1-0		0-0-0		3-1-0	
1-6-0		0-2-0	1-1-0		NEUTRAL		0-2-0		0-1-0		0-0-0	
6-3-0		0-0-0	2-1-0		CONFERENCE		1-2-0		3-0-0		0-0-0	
2-1-0		0-0-0	2-1-0		HOME		0-0-0		0-0-0		0-0-0	
4-2-0		0-0-0	0-0-0		AWAY		1-2-0		3-0-0		0-0-0	
0-0-0		0-0-0	0-0-0		NEUTRAL		0-0-0		0-0-0		0-0-0	
RPI S	Opponent	Score	RPI S	Opponent	Score	RPI S	Opponent	Score	RPI S	Opponent	Score	
3 N	Oregon St.	1 13	39 A	DBU	9 7	59 A	Pepperdine	12 13	137 A	Penn St.	5 1	
3 N	Oregon St.	1 2	39 A	DBU	5 7	65 N	Washington	5 7	137 A	Penn St.	7 5	
19 A	NC State	4 5	39 A	DBU	0 9	66 A	Michigan	0 8	137 A	Penn St.	8 6	
19 A	NC State	2 3	43 N	Gonzaga	5 6	66 A	Michigan	6 4	142 N	New Mexico	1 11	
19 A	NC State	4 8	43 N	Gonzaga	8 5	66 A	Michigan	3 5	211 A	Long Beach St.	4 6	
			48 H	Nebraska	3 2	75 N	San Diego	5 6	211 A	Long Beach St.	6 2	
			48 H	Nebraska	1 10				211 A	Long Beach St.	19 6	
			48 H	Nebraska	5 2				219 H	North Dakota St.	4 3	
									239 A	Seattle U	3 2	
LAST 10 GAMES												
19 A	NC State	4 8	66 A	Michigan	6 4							
19 A	NC State	2 3	48 H	Nebraska	3 2							
219 H	North Dakota St.	4 3	48 H	Nebraska	1 10							
66 A	Michigan	0 8	48 H	Nebraska	5 2							
66 A	Michigan	3 5	137 A	Penn St.	8 6							

Non-Div. I Games: Augsburg 9 3 St. Scholastica 14 4

Minnesota

Average RPI Win:	138	WON-LOST RECORD	WINNING PCT. RANK	LAST 10 GAMES	STRENGTH OF SCHEDULE	OPP. STRENGTH OF SCHEDULE	TEAM RPI	ADJ RPI	CONF. RPI	ADJ CONF. RPI	
DIV. I ONLY		15-12-0	.55556 114	3-7-0	72	20	65	.55109 65	2	2	
DIV. I NON-CONF.		10-5-0	.66667 60	1-1-0	133	158	62	.55596 62	2	2	
<hr/>											
TOTALS	RPI 1-25	RPI 26-50		W-L RECORDS	RPI 51-100		RPI 101-150		RPI 150+		
15-12-0	2-4-0	0-3-0		OVERALL	5-5-0		1-0-0		7-0-0		
7-3-0	0-3-0	0-0-0		HOME	3-0-0		1-0-0		3-0-0		
4-7-0	2-1-0	0-1-0		AWAY	1-5-0		0-0-0		1-0-0		
4-2-0	0-0-0	0-2-0		NEUTRAL	1-0-0		0-0-0		3-0-0		
<hr/>											
10-5-0	0-0-0	0-3-0		NON-CONFERENCE	2-2-0		1-0-0		7-0-0		
4-0-0	0-0-0	0-0-0		HOME	0-0-0		1-0-0		3-0-0		
2-3-0	0-0-0	0-0-		AWAY	1-2-0		0-0-0		1-0-0		
4-2-0	0-0-0	0-2-0		NEUTRAL	1-0-0		0-0-0		3-0-0		
<hr/>											
5-7-0	2-4-0	0-0-0		CONFERENCE	3-3-0		0-0-0		0-0-0		
3-3-0	0-3-0	0-0-0		HOME	3-0-0		0-0-0		0-0-0		
2-4-0	2-1-0	0-0-0		AWAY	0-3-0		0-0-0		0-0-0		
0-0-0	0-0-0	0-0-0		NEUTRAL	0-0-0		0-0-0		0-0-0		
<hr/>											
RPI S	Opponent	Score	RPI S	Opponent	Score	RPI S	Opponent	Score	RPI S	Opponent	Score
3 H	Oregon St.	7 10	29 N	Coastal Caro.	2 5	58 H	Southern California	7 1	121 H	California Baptist	3 2
3 H	Oregon St.	0 1	31 N	Indiana	0 1	58 H	Southern California	3 2	160 H	Cal Poly	9 3
3 H	Oregon St.	3 4	43 A	Gonzaga	4 5	58 H	Southern California	4 3	160 H	Cal Poly	5 0
24 A	Oregon	19 3				60 A	UC Irvine	4 6	160 H	Cal Poly	11 7
24 A	Oregon	9 3				60 A	UC Irvine	1 2	239 A	Seattle U	6 3
24 A	Oregon	0 1				60 A	UC Irvine	9 5	294 N	Northern Colo.	25 8
						64 N	Minnesota	7 5	294 N	Northern Colo.	11 1
						82 A	Arizona	4 7	294 N	Northern Colo.	3 2
						82 A	Arizona	3 9			
						82 A	Arizona	2 14			
<hr/>											
LAST 10 GAMES											
			294 N	Northern Colo.	25 8	82 A	Arizona	3 9			
			294 N	Northern Colo.	11 1	3 H	Oregon St.	3 4			
			121 H	California Baptist	3 2	3 H	Oregon St.	7 10			
			82 A	Arizona	4 7	3 H	Oregon St.	0 1			
			82 A	Arizona	2 14	43 A	Gonzaga	4 5			

Non-Div. I Games:

Washington

Average RPI Win: 183		WON-LOST RECORD		WINNING PCT. RANK		LAST 10 GAMES		STRENGTH OF SCHEDULE		OPP. STRENGTH OF SCHEDULE		TEAM RPI		ADJ RPI		CONF. RPI		ADJ CONF. RPI					
DIV. I ONLY		22-9-0		.70968 27		8-2-0		183		99		66		.55097 66		7		7					
DIV. I NON-CONF.		18-8-0		.69231 52		4-1-0		158		162		60		.55701 60		6		6					
TOTALS		RPI 1-25		RPI 26-50		W-L RECORDS		RPI 51-100		RPI 101-150		RPI 150+											
22-9-0		1-3-0		0-2-0		OVERALL		2-2-0		4-0-0		15-2-0											
11-2-0		0-0-0		0-1-0		HOME		2-1-0		3-0-0		6-0-0											
7-6-0		1-3-0		0-0-0		AWAY		0-1-0		1-0-0		5-2-0											
4-1-0		0-0-0		0-1-0		NEUTRAL		0-0-0		0-0-0		4-0-0											
18-8-0		1-3-0		0-2-0		NON-CONFERENCE		0-1-0		2-0-0		15-2-0											
8-1-0		0-0-0		0-1-0		HOME		0-0-0		2-0-0		6-0-0											
6-6-0		1-3-0		0-0-		AWAY		0-1-0		0-0-0		5-2-0											
4-1-0		0-0-0		0-1-0		NEUTRAL		0-0-0		0-0-0		4-0-0											
4-1-0		0-0-0		0-0-0		CONFERENCE		2-1-0		2-0-0		0-0-0											
3-1-0		0-0-0		0-0-0		HOME		2-1-0		1-0-0		0-0-0											
1-0-0		0-0-0		0-0-0		AWAY		0-0-0		1-0-0		0-0-0											
0-0-0		0-0-0		0-0-0		NEUTRAL		0-0-0		0-0-0		0-0-0											
RPI	S	Opponent		Score		RPI	S	Opponent		Score		RPI	S	Opponent		Score							
1	A	UCLA		7	5	32	N	Oklahoma St.		2	3	58	A	Southern California		1	4	122	H	San Jose St.	1	0	
8	A	Texas Tech		3	10	36	H	Indiana St.		7	8	64	H	Minnesota		5	3	122	H	San Jose St.	3	0	
8	A	Texas Tech		5	8							64	H	Minnesota		8	0	147	A	Michigan St.	6	3	
8	A	Texas Tech		2	11							64	H	Minnesota		4	6	147	H	Michigan St.	16	2	
														164 N Binghamton				164	N	Binghamton	12	2	
														164 N Binghamton				164	N	Binghamton	10	0	
														164 N Binghamton				164	N	Binghamton	5	4	
														199 A CSUN				199	A	CSUN	2	1	
														199 A CSUN				199	A	CSUN	4	2	
														199 A CSUN				199	A	CSUN	2	5	
														201 H Toledo				201	H	Toledo	8	2	
														211 A Long Beach St.				211	A	Long Beach St.	7	8	
														231 H Manhattan				231	H	Manhattan	16	7	
														231 H Manhattan				231	H	Manhattan	23	2	
														231 H Manhattan				231	H	Manhattan	5	1	
														231 H Manhattan				231	H	Manhattan	4	0	
														241 H Western Mich.				241	H	Western Mich.	12	5	
														242 N Stetson				242	N	Stetson	16	6	
														284 A The Citadel				284	A	The Citadel	6	3	
														284 A The Citadel				284	A	The Citadel	9	1	
														284 A The Citadel				284	A	The Citadel	2	0	
						LAST 10 GAMES																	
						122	H	San Jose St.		3	0	64	H	Minnesota		8	0						
						122	H	San Jose St.		1	0	64	H	Minnesota		5	3						
						231	H	Manhattan		5	1	64	H	Minnesota		4	6						
						231	H	Manhattan		16	7	201	H	Toledo		8	2						
						36	H	Indiana St.		7	8	147	H	Michigan St.		16	2						

Non-Div. I Games:

Michigan

Average RPI Win:		115	WON-LOST RECORD		WINNING PCT. RANK		LAST 10 GAMES		STRENGTH OF SCHEDULE		OPP. STRENGTH OF SCHEDULE		TEAM RPI	ADJ RPI		CONF. RPI	ADJ CONF. RPI
DIV. I ONLY			21-12-0		.63636 61		7-3-0		123		22		67	.55018 67		9	9
DIV. I NON-CONF.			14-7-0		.66667 60		3-0-0		64		14		40	.57382 40		8	8
TOTALS		RPI 1-25		RPI 26-50		W-L RECORDS		RPI 51-100		RPI 101-150		RPI 150+					
21-12-0		2-1-0		1-2-0		OVERALL		5-6-0		9-1-0		4-2-0					
10-6-0		0-0-0		1-2-0		HOME		3-2-0		5-1-0		1-1-0					
8-4-0		1-0-0		0-0-0		AWAY		1-3-0		3-0-0		3-1-0					
3-2-0		1-1-0		0-0-0		NEUTRAL		1-1-0		1-0-0		0-0-0					
14-7-0		2-1-0		1-2-0		NON-CONFERENCE		3-2-0		6-1-0		2-1-0					
6-4-0		0-0-0		1-2-0		HOME		2-0-0		2-1-0		1-1-0					
5-1-0		1-0-0		0-0-		AWAY		0-1-0		3-0-0		1-0-0					
3-2-0		1-1-0		0-0-0		NEUTRAL		1-1-0		1-0-0		0-0-0					
7-5-0		0-0-0		0-0-0		CONFERENCE		2-4-0		3-0-0		2-1-0					
4-2-0		0-0-0		0-0-0		HOME		1-2-0		3-0-0		0-0-0					
3-3-0		0-0-0		0-0-0		AWAY		1-2-0		0-0-0		2-1-0					
0-0-0		0-0-0		0-0-0		NEUTRAL		0-0-0		0-0-0		0-0-0					
RPI	S	Opponent		Score		RPI	S	Opponent		Score		RPI	S	Opponent		Score	
14	A	Texas A&M		5	3	27	H	UConn		4	8	51	N	Houston		9	4
22	N	Creighton		5	6	27	H	UConn		5	3	55	N	Baylor		4	5
22	N	Creighton		12	9	27	H	UConn		1	4	88	H	Missouri St.		10	0
												90	A	Incarnate Word		1	6
												90	H	Incarnate Word		7	4
												96	H	Troy		6	7
												96	H	Troy		3	7
												96	H	Troy		8	7
												100	A	South Alabama		8	2
												100	A	South Alabama		7	10
												100	A	South Alabama		0	1
														105 H Utah		8	3
														106 H A&M-Corpus Christi		5	12
														128 A Rice		5	0
														128 H Rice		7	6
														128 N Rice		1	0
														133 A McNeese		18	10
														133 A McNeese		5	3
														146 H La.-Monroe		6	5
														146 H La.-Monroe		13	1
														146 H La.-Monroe		5	1
														161 H Nevada		0	4
														166 A UTSA		8	3
														166 H UTSA		14	1
														198 A Appalachian St.		8	3
														198 A Appalachian St.		5	4
														198 A Appalachian St.		0	3
LAST 10 GAMES																	
						96	H	Troy		6	7	198	A	Appalachian St.		0	3
						96	H	Troy		3	7	198	A	Appalachian St.		5	4
						14	A	Texas A&M		5	3	198	A	Appalachian St.		8	3
						96	H	Troy		8	7	128	H	Rice		7	6
						166	H	UTSA		14	1	146	H	La.-Monroe		13	1

Non-Div. I Games:

Texas St.

Average RPI Win:	129	WON-LOST RECORD	WINNING PCT. RANK	LAST 10 GAMES	STRENGTH OF SCHEDULE	OPP. STRENGTH OF SCHEDULE	TEAM RPI	ADJ RPI	CONF. RPI	ADJ CONF. RPI				
DIV. I ONLY		16-15-0	.51613	139	4-6-0	48	34	69	.54915	69	7	7		
DIV. I NON-CONF.		13-12-0	.52	148	1-3-0	73	48	83	.53861	82	6	6		
<hr/>														
TOTALS	RPI 1-25	RPI 26-50		W-L RECORDS		RPI 51-100		RPI 101-150		RPI 150+				
16-15-0	2-7-0	1-3-0		OVERALL		4-4-0		2-0-0		7-1-0				
6-8-0	0-6-0	1-2-0		HOME		1-0-0		0-0-0		4-0-0				
9-6-0	2-1-0	0-1-0		AWAY		2-3-0		2-0-0		3-1-0				
1-1-0	0-0-0	0-0-0		NEUTRAL		1-1-0		0-0-0		0-0-0				
13-12-0	0-6-0	0-1-0		NON-CONFERENCE		4-4-0		2-0-0		7-1-0				
5-6-0	0-6-0	0-0-0		HOME		1-0-0		0-0-0		4-0-0				
7-5-0	0-0-0	0-0-		AWAY		2-3-0		2-0-0		3-1-0				
1-1-0	0-0-0	0-0-0		NEUTRAL		1-1-0		0-0-0		0-0-0				
3-3-0	2-1-0	1-2-0		CONFERENCE		0-0-0		0-0-0		0-0-0				
1-2-0	0-0-0	1-2-0		HOME		0-0-0		0-0-0		0-0-0				
2-1-0	2-1-0	0-0-0		AWAY		0-0-0		0-0-0		0-0-0				
0-0-0	0-0-0	0-0-0		NEUTRAL		0-0-0		0-0-0		0-0-0				
RPI	S	Opponent	Score		RPI	S	Opponent	Score		RPI	S	Opponent	Score	
11	H	East Carolina	0	9	29	A	Coastal Caro.	2	7	52	A	VCU	4	3
11	H	East Carolina	1	2	31	H	Indiana	5	20	52	N	VCU	5	3
11	H	East Carolina	0	3	31	H	Indiana	4	19	56	N	Campbell	6	10
22	H	Creighton	2	3	31	H	Indiana	2	0	79	A	William & Mary	1	8
22	H	Creighton	3	5						79	H	William & Mary	16	10
22	H	Creighton	6	8						97	A	Louisiana	3	4
25	A	Illinois	4	2						97	A	Louisiana	1	2
25	A	Illinois	1	5						97	A	Louisiana	4	2
25	A	Illinois	8	4										
		</												

Non-Div. I Games:

Maryland

Average RPI Win:	153	WON-LOST	WINNING	LAST 10	STRENGTH OF	OPP. STRENGTH	TEAM	ADJ	CONF.	ADJ CONF.				
Average RPI Loss:	78	RECORD	PCT. RANK	GAMES	SCHEDULE	OF SCHEDULE	RPI	RPI	RPI	RPI				
DIV. I ONLY		20-12-0	.625	75	7-3-0	149	85	70	.5488	70	6	6		
DIV. I NON-CONF.		14-9-0	.6087	93	4-0-0	232	66	106	.52362	105	9	9		
<hr/>														
TOTALS	RPI 1-25	RPI 26-50		W-L RECORDS		RPI 51-100		RPI 101-150		RPI 150+				
20-12-0	1-3-0	0-3-0		OVERALL		4-2-0		4-1-0		11-3-0				
14-1-0	1-0-0	0-0-0		HOME		3-1-0		4-0-0		6-0-0				
6-11-0	0-3-0	0-3-0		AWAY		1-1-0		0-1-0		5-3-0				
0-0-0	0-0-0	0-0-0		NEUTRAL		0-0-0		0-0-0		0-0-0				
14-9-0	1-3-0	0-0-0		NON-CONFERENCE		1-2-0		1-1-0		11-3-0				
8-1-0	1-0-0	0-0-0		HOME		0-1-0		1-0-0		6-0-0				
6-8-0	0-3-0	0-0-		AWAY		1-1-0		0-1-0		5-3-0				
0-0-0	0-0-0	0-0-0		NEUTRAL		0-0-0		0-0-0		0-0-0				
6-3-0	0-0-0	0-3-0		CONFERENCE		3-0-0		3-0-0		0-0-0				
6-0-0	0-0-0	0-0-0		HOME		3-0-0		3-0-0		0-0-0				
0-3-0	0-0-0	0-3-0		AWAY		0-0-0		0-0-0		0-0-0				
0-0-0	0-0-0	0-0-0		NEUTRAL		0-0-0		0-0-0		0-0-0				
<hr/>														
RPI	S	Opponent	Score		RPI	S	Opponent	Score		RPI	S	Opponent	Score	
6	H	UC Santa Barbara	7	6	37	A	BYU	6	10	76	A	California	10	3
24	A	Oregon	4	5	37	A	BYU	3	5	76	A	California	1	13
24	A	Oregon	2	3	37	A	BYU	0	11	76	H	California	3	9
24	A	Oregon	2	6						84	H	Portland	4	2
										84	H	Portland	2	1
										84	H	Portland	1	0
										101	H	Sacramento St.	10	1
										117	H	Pacific	12	7
										117	H	Pacific	1	0
										117	H	Pacific	5	3
										122	A	San Jose St.	3	7
										160	A	Cal Poly	8	2
										160	A	Cal Poly	7	1
										160	A	Cal Poly	2	6
										160	A	Cal Poly	3	8
										161	A	Nevada	5	6
										161	H	Nevada	6	5
										187	H	Washington St.	9	1
										187	H	Washington St.	6	3
										187	H	Washington St.	8	1
										187	H	Washington St.	14	8
										260	A	Utah Valley	10	1
										260	A	Utah Valley	13	1
										260	A	Utah Valley	8	3
										269	H	Rider	5	2
<hr/>														
LAST 10 GAMES														
117	H	Pacific	1	0	24	A	Oregon	4	5					
260	A	Utah Valley	10	1	161	H	Nevada	6	5					
187	H	Washington St.	6	3	84	H	Portland	1	0					
160	A	Cal Poly	7	1	84	H	Portland	2	1					
260	A	Utah Valley	13	1	84	H	Portland	4	2					

Non-Div. I Games:

Saint Mary's (CA)

Average RPI Win:		132	WON-LOST RECORD		WINNING PCT. RANK		LAST 10 GAMES		STRENGTH OF SCHEDULE		OPP. STRENGTH OF SCHEDULE		TEAM RPI		ADJ RPI		CONF. RPI		ADJ CONF. RPI		
DIV. I ONLY			18-14-0		.5625 105		7-3-0		73		56		71		.54855 71		9		9		
DIV. I NON-CONF.			11-9-0		.55 128		3-0-0		29		28		57		.55806 57		8		8		
TOTALS		RPI 1-25		RPI 26-50		W-L RECORDS		RPI 51-100		RPI 101-150		RPI 150+									
18-14-0		3-7-0		0-0-0		OVERALL		4-1-0		4-3-0		7-3-0									
9-6-0		2-4-0		0-0-0		HOME		1-0-0		3-1-0		3-1-0									
9-8-0		1-3-0		0-0-0		AWAY		3-1-0		1-2-0		4-2-0									
0-0-0		0-0-0		0-0-0		NEUTRAL		0-0-0		0-0-0		0-0-0									
11-9-0		3-7-0		0-0-0		NON-CONFERENCE		2-0-0		1-0-0		5-2-0									
7-5-0		2-4-0		0-0-0		HOME		1-0-0		1-0-0		3-1-0									
4-4-0		1-3-0		0-0-		AWAY		1-0-0		0-0-0		2-1-0									
0-0-0		0-0-0		0-0-0		NEUTRAL		0-0-0		0-0-0		0-0-0									
7-5-0		0-0-0		0-0-0		CONFERENCE		2-1-0		3-3-0		2-1-0									
2-1-0		0-0-0		0-0-0		HOME		0-0-0		2-1-0		0-0-0									
5-4-0		0-0-0		0-0-0		AWAY		2-1-0		1-2-0		2-1-0									
0-0-0		0-0-0		0-0-0		NEUTRAL		0-0-0		0-0-0		0-0-0									
RPI	S	Opponent		Score		RPI	S	Opponent		Score		RPI	S	Opponent		Score					
5	H	Georgia		10 7								78	A	UT Arlington		5 3		134	H	Little Rock 15 10	
5	H	Georgia		2 4								78	A	UT Arlington		15 8		134	H	Little Rock 7 6	
5	H	Georgia		1 3								78	A	UT Arlington		5 12		134	H	Little Rock 10 11	
12	A	Auburn		3 4								94	A	Col. of Charleston		8 0		146	A	La.-Monroe 2 4	
12	A	Auburn		2 11								94	H	Col. of Charleston		3 1		146	A	La.-Monroe 5 8	
12	A	Auburn		7 5														146	A	La.-Monroe 9 8	
13	A	Georgia Tech		6 7														149	H	Presbyterian 10 5	
21	H	West Virginia		1 0														171	A	Mercer 7 3	
21	H	West Virginia		1 5														171	H	Mercer 13 3	
21	H	West Virginia		1 3														198	A	Appalachian St. 5 9	
																		198	A	Appalachian St. 6 2	
																		198	A	Appalachian St. 3 0	
																		205	H	UNC Asheville 9 14	
																		205	H	UNC Asheville 5 1	
																		205	H	UNC Asheville 14 0	
																		278	A	Charleston So. 2 3	
																		284	A	The Citadel 6 2	
LAST 10 GAMES																					

Non-Div. I Games:

Ga. Southern

Average RPI Win: 149		WON-LOST	WINNING	LAST 10	STRENGTH OF		OPP. STRENGTH	TEAM	ADJ		CONF.	ADJ CONF.			
Average RPI Loss: 71		RECORD	PCT. RANK	GAMES	SCHEDULE		OF SCHEDULE	RPI	RPI		RPI	RPI			
DIV. I ONLY		21-13-0	.61765	79	5-5-0		166	25	72	.54703	72	9			
DIV. I NON-CONF.		13-9-0	.59091	103	2-2-0		213	47	115	.51694	115	8			
TOTALS		RPI 1-25	RPI 26-50		W-L RECORDS		RPI 51-100		RPI 101-150		RPI 150+				
21-13-0		0-1-0	2-6-0		OVERALL		9-3-0		0-2-0		10-1-0				
11-3-0		0-0-0	0-0-0		HOME		5-1-0		0-2-0		6-0-0				
10-10-0		0-1-0	2-6-0		AWAY		4-2-0		0-0-0		4-1-0				
0-0-0		0-0-0	0-0-0		NEUTRAL		0-0-0		0-0-0		0-0-0				
13-9-0		0-1-0	0-5-0		NON-CONFERENCE		3-0-0		0-2-0		10-1-0				
9-2-0		0-0-0	0-0-0		HOME		3-0-0		0-2-0		6-0-0				
4-7-0		0-1-0	0-0-		AWAY		0-0-0		0-0-0		4-1-0				
0-0-0		0-0-0	0-0-0		NEUTRAL		0-0-0		0-0-0		0-0-0				
8-4-0		0-0-0	2-1-0		CONFERENCE		6-3-0		0-0-0		0-0-0				
2-1-0		0-0-0	0-0-0		HOME		2-1-0		0-0-0		0-0-0				
6-3-0		0-0-0	2-1-0		AWAY		4-2-0		0-0-0		0-0-0				
0-0-0		0-0-0	0-0-0		NEUTRAL		0-0-0		0-0-0		0-0-0				
RPI S	Opponent	Score		RPI S	Opponent	Score		RPI S	Opponent	Score		RPI S	Opponent	Score	
20 A	Ole Miss	3	15	26 A	Missouri	1	16	88 H	Missouri St.	16	4	116 H	Memphis	4	7
				26 A	Missouri	4	14	88 H	Missouri St.	14	2	136 H	Southern Ill.	3	4
				29 A	Coastal Caro.	7	3	88 H	Missouri St.	6	4	162 A	SFA	2	4
				29 A	Coastal Caro.	0	6	96 A	Troy	10	6	162 A	SFA	7	6
				29 A	Coastal Caro.	4	2	96 A	Troy	9	3	162 A	SFA	11	2
				38 A	Louisiana Tech	6	8	96 A	Troy	10	4	180 A	Central Ark.	9	6
				38 A	Louisiana Tech	4	5	97 A	Louisiana	12	6	180 H	Central Ark.	6	4
				38 A	Louisiana Tech	4	9	97 A	Louisiana	5	14	235 H	Valparaiso	7	1
								97 A	Louisiana	1	6	235 H	Valparaiso	7	6
								100 H	South Alabama	6	0	235 H	Valparaiso	4	1
								100 H	South Alabama	6	11	270 A	Southeast Mo. St.	11	2
								100 H	South Alabama	8	1	279 H	Mississippi Val.	10	0
												279 H	Mississippi Val.	4	2
LAST 10 GAMES															
				29 A	Coastal Caro.	7	3	97 A	Louisiana	12	6				
				29 A	Coastal Caro.	0	6	116 H	Memphis	4	7				
				180 H	Central Ark.	6	4	136 H	Southern Ill.	3	4				
				97 A	Louisiana	1	6	29 A	Coastal Caro.	4	2				
				97 A	Louisiana	5	14	270 A	Southeast Mo. St.	11	2				

Non-Div. I Games:

Arkansas St.

Average RPI Win:	184	WON-LOST RECORD	WINNING PCT. RANK	LAST 10 GAMES	STRENGTH OF SCHEDULE	OPP. STRENGTH OF SCHEDULE	TEAM RPI	ADJ RPI	CONF. RPI	ADJ CONF. RPI	
DIV. I ONLY		20-11-0	.64516 54	8-2-0	175	135	73	.54685 73	29	29	
DIV. I NON-CONF.		13-9-0	.59091 103	3-1-0	99	37	39	.57427 39	29	29	
<hr/>											
TOTALS	RPI 1-25	RPI 26-50		W-L RECORDS	RPI 51-100		RPI 101-150		RPI 150+		
20-11-0	0-3-0	0-1-0		OVERALL	3-1-0		3-1-0		14-5-0		
6-2-0	0-0-0	0-1-0		HOME	0-0-0		0-0-0		6-1-0		
13-8-0	0-3-0	0-0-0		AWAY	3-1-0		3-1-0		7-3-0		
1-1-0	0-0-0	0-0-0		NEUTRAL	0-0-0		0-0-0		1-1-0		
13-9-0	0-3-0	0-1-0		NON-CONFERENCE	3-1-0		3-1-0		7-3-0		
1-1-0	0-0-0	0-1-0		HOME	0-0-0		0-0-0		1-0-0		
11-7-0	0-3-0	0-0-		AWAY	3-1-0		3-1-0		5-2-0		
1-1-0	0-0-0	0-0-0		NEUTRAL	0-0-0		0-0-0		1-1-0		
7-2-0	0-0-0	0-0-0		CONFERENCE	0-0-0		0-0-0		7-2-0		
5-1-0	0-0-0	0-0-0		HOME	0-0-0		0-0-0		5-1-0		
2-1-0	0-0-0	0-0-0		AWAY	0-0-0		0-0-0		2-1-0		
0-0-0	0-0-0	0-0-0		NEUTRAL	0-0-0		0-0-0		0-0-0		
RPI S	Opponent	Score	RPI S	Opponent	Score	RPI S	Opponent	Score	RPI S	Opponent	Score
9 A	LSU	6 13	27 H	UConn	6 11	54 A	Virginia Tech	6 4	110 A	Elon	6 4
9 A	LSU	3 4				54 A	Virginia Tech	1 2	110 A	Elon	0 1
9 A	LSU	8 17				54 A	Virginia Tech	4 2	110 A	Elon	6 5
						89 A	Rhode Island	2 0	139 A	Wofford	12 11
									151 A	Abilene Christian	8 7
									151 A	Abilene Christian	6 8
									151 A	Abilene Christian	11 1
									172 A	Winthrop	9 4
									179 A	Richmond	8 10
									184 A	Brown	14 6
									184 H	Brown	15 2
									201 N	Toledo	2 6
									204 N	Quinnipiac	5 2
									206 A	Hartford	23 3
									238 H	Central Conn. St.	14 4
									238 H	Central Conn. St.	12 3
									238 H	Central Conn. St.	5 6
									247 A	LIU Brooklyn	10 2
									247 A	LIU Brooklyn	4 5
									247 A	LIU Brooklyn	4 2
									298 H	Fairleigh Dickinson	12 11
									298 H	Fairleigh Dickinson	13 0
									298 H	Fairleigh Dickinson	19 6
LAST 10 GAMES											
			27 H	UConn	6 11		298 H	Fairleigh Dickinson	12 11		
			54 A	Virginia Tech	4 2		89 A	Rhode Island	2 0		
			54 A	Virginia Tech	1 2		247 A	LIU Brooklyn	4 2		
			298 H	Fairleigh Dickinson	19 6		247 A	LIU Brooklyn	4 5		
			298 H	Fairleigh Dickinson	13 0		247 A	LIU Brooklyn	10 2		

Non-Div. I Games:

Bryant

Average RPI Win:		150	WON-LOST RECORD		WINNING PCT. RANK	LAST 10 GAMES		STRENGTH OF SCHEDULE		OPP. STRENGTH OF SCHEDULE	TEAM RPI	ADJ RPI	CONF. RPI	ADJ CONF. RPI			
Average RPI Loss:		89															
DIV. I ONLY			16-17-0		.48485	160		43		101	74	.54661	74	4			
DIV. I NON-CONF.			10-8-0		.55556	121		235		170	148	.50077	148	5			
TOTALS		RPI 1-25		RPI 26-50		W-L RECORDS		RPI 51-100		RPI 101-150		RPI 150+					
16-17-0		3-6-0		1-3-0		OVERALL		4-3-0		0-1-0		8-4-0					
5-6-0		2-4-0		0-0-0		HOME		1-0-0		0-1-0		2-1-0					
11-9-0		1-2-0		1-1-0		AWAY		3-3-0		0-0-0		6-3-0					
0-2-0		0-0-0		0-2-0		NEUTRAL		0-0-0		0-0-0		0-0-0					
10-8-0		0-0-0		1-3-0		NON-CONFERENCE		1-0-0		0-1-0		8-4-0					
3-2-0		0-0-0		0-0-0		HOME		1-0-0		0-1-0		2-1-0					
7-4-0		0-0-0		1-0-		AWAY		0-0-0		0-0-0		6-3-0					
0-2-0		0-0-0		0-2-0		NEUTRAL		0-0-0		0-0-0		0-0-0					
6-9-0		3-6-0		0-0-0		CONFERENCE		3-3-0		0-0-0		0-0-0					
2-4-0		2-4-0		0-0-0		HOME		0-0-0		0-0-0		0-0-0					
4-5-0		1-2-0		0-0-0		AWAY		3-3-0		0-0-0		0-0-0					
0-0-0		0-0-0		0-0-0		NEUTRAL		0-0-0		0-0-0		0-0-0					
RPI	S	Opponent		Score		RPI	S	Opponent		Score		RPI	S	Opponent		Score	
10	A	Louisville		0 4		27	A	UConn		1 3		89	H	Rhode Island		4 0	
10	A	Louisville		4 11		35	N	Evansville		0 4		98	A	Florida St.		10 7	
10	A	Louisville		6 4		35	N	Evansville		3 4		98	A	Florida St.		8 0	
18	H	Clemson		1 8		49	A	Kentucky		12 3		98	A	Florida St.		3 4	
18	H	Clemson		5 9								99	A	Wake Forest		5 3	
18	H	Clemson		3 2								99	A	Wake Forest		3 13	
19	H	NC State		5 6								99	A	Wake Forest		9 22	
19	H	NC State		4 16													
19	H	NC State		3 1													

Non-Div. I Games:

Boston College

Average RPI Win:	103	WON-LOST RECORD	WINNING PCT. RANK	LAST 10 GAMES	STRENGTH OF SCHEDULE	OPP. STRENGTH OF SCHEDULE	TEAM RPI	ADJ RPI	CONF. RPI	ADJ CONF. RPI	
Average RPI Loss:	70										
DIV. I ONLY	21-12-0	.63636	61	5-5-0	95	42	75	.54632	75	6	6
DIV. I NON-CONF.	15-6-0	.71429	44	1-2-0	165	30	68	.54947	68	9	9
<hr/>											
TOTALS	RPI 1-25	RPI 26-50		W-L RECORDS	RPI 51-100		RPI 101-150		RPI 150+		
21-12-0	0-0-0	8-6-0		OVERALL	5-3-0		2-2-0		6-1-0		
14-8-0	0-0-0	5-3-0		HOME	3-2-0		2-2-0		4-1-0		
4-4-0	0-0-0	1-3-0		AWAY	1-1-0		0-0-0		2-0-0		
3-0-0	0-0-0	2-0-0		NEUTRAL	1-0-0		0-0-0		0-0-0		
<hr/>											
15-6-0	0-0-0	5-3-0		NON-CONFERENCE	4-1-0		0-1-0		6-1-0		
9-4-0	0-0-0	3-2-0		HOME	2-0-0		0-1-0		4-1-0		
3-2-0	0-0-0	0-0-		AWAY	1-1-0		0-0-0		2-0-0		
3-0-0	0-0-0	2-0-0		NEUTRAL	1-0-0		0-0-0		0-0-0		
<hr/>											
6-6-0	0-0-0	3-3-0		CONFERENCE	1-2-0		2-1-0		0-0-0		
5-4-0	0-0-0	2-1-0		HOME	1-2-0		2-1-0		0-0-0		
1-2-0	0-0-0	1-2-0		AWAY	0-0-0		0-0-0		0-0-0		
0-0-0	0-0-0	0-0-0		NEUTRAL	0-0-0		0-0-0		0-0-0		
<hr/>											
RPI S	Opponent	Score	RPI S	Opponent	Score	RPI S	Opponent	Score	RPI S	Opponent	Score
			29 N	Coastal Caro.	8 5	59 H	Pepperdine	5 1	105 H	Utah	5 6
			30 A	Arizona St.	2 12	59 H	Pepperdine	5 10	107 H	San Francisco	6 4
			31 N	Indiana	5 3	59 H	Pepperdine	7 8	107 H	San Francisco	4 10
			37 H	BYU	6 5	60 A	UC Irvine	7 17	107 H	San Francisco	10 3
			37 H	BYU	4 17	64 N	Minnesota	6 5	192 A	UC Riverside	31 3
			37 H	BYU	15 5	81 H	Cal St. Fullerton	6 2	192 H	UC Riverside	7 6
			41 H	St. John's (NY)	5 7	83 A	San Diego St.	4 2	211 A	Long Beach St.	4 0
			41 H	St. John's (NY)	2 1	88 H	Missouri St.	14 4	211 H	Long Beach St.	4 5
			41 H	St. John's (NY)	9 3				224 H	Wagner	15 9
			43 A	Gonzaga	9 11				224 H	Wagner	3 1
			43 A	Gonzaga	3 15				224 H	Wagner	14 0
			43 A	Gonzaga	4 2						
			47 H	Oklahoma	1 6						
			50 H	TCU	9 6						
<hr/>											
LAST 10 GAMES											
			211 H	Long Beach St.	4 5	43 A	Gonzaga	9 11			
			37 H	BYU	4 17	43 A	Gonzaga	3 15			
			37 H	BYU	6 5	43 A	Gonzaga	4 2			
			37 H	BYU	15 5	60 A	UC Irvine	7 17			
			192 H	UC Riverside	7 6	107 H	San Francisco	6 4			

Non-Div. I Games:

San Diego

Average RPI Win:	126	WON-LOST	WINNING	LAST 10	STRENGTH OF	OPP. STRENGTH	TEAM	ADJ	CONF.	ADJ CONF.	
Average RPI Loss:	62	RECORD	PCT. RANK	GAMES	SCHEDULE	OF SCHEDULE	RPI	RPI	RPI	RPI	
DIV. I ONLY	17-11-0	.60714	85	7-3-0	144	2	76	.5462	76	2	2
DIV. I NON-CONF.	12-7-0	.63158	80	3-1-0	120	19	53	.55966	53	2	2
<hr/>											
TOTALS	RPI 1-25	RPI 26-50		W-L RECORDS		RPI 51-100		RPI 101-150		RPI 150+	
17-11-0	2-4-0	1-0-0		OVERALL		3-5-0		2-1-0		9-1-0	
10-3-0	0-0-0	0-0-0		HOME		2-3-0		2-0-0		6-0-0	
6-5-0	2-4-0	0-0-0		AWAY		1-0-0		0-1-0		3-0-0	
1-3-0	0-0-0	1-0-0		NEUTRAL		0-2-0		0-0-0		0-1-0	
<hr/>											
12-7-0	1-2-0	1-0-0		NON-CONFERENCE		2-3-0		2-1-0		6-1-0	
6-1-0	0-0-0	0-0-0		HOME		1-1-0		2-0-0		3-0-0	
5-3-0	1-2-0	0-0-		AWAY		1-0-0		0-1-0		3-0-0	
1-3-0	0-0-0	1-0-0		NEUTRAL		0-2-0		0-0-0		0-1-0	
<hr/>											
5-4-0	1-2-0	0-0-0		CONFERENCE		1-2-0		0-0-0		3-0-0	
4-2-0	0-0-0	0-0-0		HOME		1-2-0		0-0-0		3-0-0	
1-2-0	1-2-0	0-0-0		AWAY		0-0-0		0-0-0		0-0-0	
0-0-0	0-0-0	0-0-0		NEUTRAL		0-0-0		0-0-0		0-0-0	
<hr/>											
RPI	S	Opponent	Score	RPI	S	Opponent	Score	RPI	S	Opponent	Score
3	A	Oregon St.	2 3	37	N	BYU	10 6	58	H	Southern California	4 9
3	A	Oregon St.	3 2					58	H	Southern California	0 1
3	A	Oregon St.	5 10					58	H	Southern California	9 8
9	A	LSU	5 2					59	N	Pepperdine	5 7
9	A	LSU	3 4					70	A	Saint Mary's (CA)	9 3
9	A	LSU	4 5					70	H	Saint Mary's (CA)	3 10
								70	H	Saint Mary's (CA)	13 1
								86	N	Northwestern	5 9

Non-Div. I Games:

California

[illegible]

Non-Div. I Games:

Harvard

Average RPI Win:	146	WON-LOST	WINNING	LAST 10	STRENGTH OF	OPP. STRENGTH	TEAM	ADJ	CONF.	ADJ CONF.	
Average RPI Loss:	94	RECORD	PCT. RANK	GAMES	SCHEDULE	OF SCHEDULE	RPI	RPI	RPI	RPI	
DIV. I ONLY	21-13-0	.61765	79	6-4-0	146	66	78	.54027	78	9	9
DIV. I NON-CONF.	13-9-0	.59091	103	2-2-0	76	90	52	.56084	52	8	8
<hr/>											
TOTALS	RPI 1-25	RPI 26-50		W-L RECORDS	RPI 51-100		RPI 101-150		RPI 150+		
21-13-0	0-0-0	1-3-0		OVERALL	8-4-0		3-4-0		9-2-0		
9-7-0	0-0-0	0-0-0		HOME	6-3-0		1-2-0		2-2-0		
12-5-0	0-0-0	1-2-0		AWAY	2-1-0		2-2-0		7-0-0		
0-1-0	0-0-0	0-1-0		NEUTRAL	0-0-0		0-0-0		0-0-0		
<hr/>											
13-9-0	0-0-0	1-3-0		NON-CONFERENCE	4-2-0		2-2-0		6-2-0		
4-3-0	0-0-0	0-0-0		HOME	2-1-0		0-0-0		2-2-0		
9-5-0	0-0-0	1-0-		AWAY	2-1-0		2-2-0		4-0-0		
0-1-0	0-0-0	0-1-0		NEUTRAL	0-0-0		0-0-0		0-0-0		
<hr/>											
8-4-0	0-0-0	0-0-0		CONFERENCE	4-2-0		1-2-0		3-0-0		
5-4-0	0-0-0	0-0-0		HOME	4-2-0		1-2-0		0-0-0		
3-0-0	0-0-0	0-0-0		AWAY	0-0-0		0-0-0		3-0-0		
0-0-0	0-0-0	0-0-0		NEUTRAL	0-0-0		0-0-0		0-0-0		
<hr/>											
RPI S	Opponent	Score	RPI S	Opponent	Score	RPI S	Opponent	Score	RPI S	Opponent	Score
			39 A	DBU	9 0	53 H	Wichita St.	5 2	106 A	A&M-Corpus Christi	1 5
			47 A	Oklahoma	1 9	53 H	Wichita St.	6 8	106 A	A&M-Corpus Christi	3 9
			50 A	TCU	2 3	55 H	Baylor	2 1	106 A	A&M-Corpus Christi	7 3
			50 N	TCU	3 5	71 H	Ga. Southern	12 5	106 A	A&M-Corpus Christi	10 9
						71 H	Ga. Southern	8 15	134 H	Little Rock	7 9
						71 H	Ga. Southern	3 5	134 H	Little Rock	11 1
						90 A	Incarnate Word	3 2	134 H	Little Rock	3 13
						90 A	Incarnate Word	2 6	151 A	Abilene Christian	2 0
						90 A	Incarnate Word	7 3	151 H	Abilene Christian	2 4
						100 H	South Alabama	9 7	162 H	SFA	9 8
						100 H	South Alabama	11 5	162 H	SFA	9 11
						100 H	South Alabama	6 3	233 A	Georgia St.	14 6
									233 A	Georgia St.	4 3
									233 A	Georgia St.	4 2
									239 A	Seattle U	2 1
									239 A	Seattle U	6 5
									239 A	Seattle U	3 1
									291 H	Ark.-Pine Bluff	10 2
<hr/>											
LAST 10 GAMES											
			55 H	Baylor	2 1	100 H	South Alabama	11 5			
			134 H	Little Rock	11 1	100 H	South Alabama	9 7			
			134 H	Little Rock	7 9	100 H	South Alabama	6 3			
			134 H	Little Rock	3 13	151 H	Abilene Christian	2 4			
			50 A	TCU	2 3	39 A	DBU	9 0			

Non-Div. I Games:

UT Arlington

Average RPI Win:		136	WON-LOST RECORD		WINNING PCT. RANK		LAST 10 GAMES		STRENGTH OF SCHEDULE		OPP. STRENGTH OF SCHEDULE		TEAM RPI		ADJ RPI		CONF. RPI		ADJ CONF. RPI	
DIV. I ONLY			20-11-0		.64516		54		5-5-0		140		140		79		.53946		79	
DIV. I NON-CONF.			16-6-0		.72727		39		2-2-0		87		101		43		.57206		43	
TOTALS		RPI 1-25		RPI 26-50		W-L RECORDS		RPI 51-100		RPI 101-150		RPI 150+								
20-11-0		1-2-0		0-0-0		OVERALL		9-1-0		0-2-0		10-6-0								
11-6-0		1-2-0		0-0-0		HOME		7-0-0		0-1-0		3-3-0								
9-5-0		0-0-0		0-0-0		AWAY		2-1-0		0-1-0		7-3-0								
0-0-0		0-0-0		0-0-0		NEUTRAL		0-0-0		0-0-0		0-0-0								
16-6-0		1-2-0		0-0-0		NON-CONFERENCE		9-1-0		0-2-0		6-1-0								
10-4-0		1-2-0		0-0-0		HOME		7-0-0		0-1-0		2-1-0								
6-2-0		0-0-0		0-0-		AWAY		2-1-0		0-1-0		4-0-0								
0-0-0		0-0-0		0-0-0		NEUTRAL		0-0-0		0-0-0		0-0-0								
4-5-0		0-0-0		0-0-0		CONFERENCE		0-0-0		0-0-0		4-5-0								
1-2-0		0-0-0		0-0-0		HOME		0-0-0		0-0-0		1-2-0								
3-3-0		0-0-0		0-0-0		AWAY		0-0-0		0-0-0		3-3-0								
0-0-0		0-0-0		0-0-0		NEUTRAL		0-0-0		0-0-0		0-0-0								
RPI	S	Opponent		Score		RPI	S	Opponent		Score		RPI	S	Opponent		Score				
21	H	West Virginia		1	9			52	A	VCU	7	3	150	A	Old Dominion		3	6		
21	H	West Virginia		2	12			56	H	Campbell	5	2	150	H	Old Dominion		2	4		
21	H	West Virginia		6	4			56	H	Campbell	14	5	157	A	High Point		6	2		
								56	H	Campbell	4	1	157	A	High Point		4	3		
								69	A	Maryland	10	16	157	A	High Point		8	6		
								69	H	Maryland	8	1	170	H	Northeastern		15	4		
								91	A	Virginia	9	3	170	H	Northeastern		4	9		
								95	H	Marist	8	3	170	H	Northeastern		6	7		
								95	H	Marist	4	3	202	A	Delaware		2	3		
								95	H	Marist	3	2	202	A	Delaware		8	9		
													202	A	Delaware		0	1		
													207	A	UNCW		3	2		
													207	A	UNCW		8	1		
													207	A	UNCW		3	2		
													253	H	Sacred Heart		3	7		
													253	H	Sacred Heart		12	3		
													256	A	Norfolk St.		17	2		
													256	H	Norfolk St.		16	6		
LAST 10 GAMES																				
157 A High Point						4	3	202 A Delaware						8	9					
157 A High Point						6	2	202 A Delaware						2	3					
95 H Marist						3	2	202 A Delaware						0	1					
95 H Marist						8	3	69 H Maryland						8	1					
69 A Maryland						10	16	207 A UNCW						3	2					

Non-Div. I Games:

William & Mary

Average RPI Win:	171	WON-LOST RECORD	WINNING PCT. RANK	LAST 10 GAMES	STRENGTH OF SCHEDULE	OPP. STRENGTH OF SCHEDULE	TEAM RPI	ADJ RPI	CONF. RPI	ADJ CONF. RPI		
DIV. I ONLY		18-15-0	.54545	119	5-5-0	34	151	80	.53926	80	4	4
DIV. I NON-CONF.		12-6-0	.66667	60	2-1-0	31	257	61	.55695	61	5	5
<hr/>												
TOTALS	RPI 1-25	RPI 26-50		W-L RECORDS		RPI 51-100		RPI 101-150		RPI 150+		
18-15-0	1-7-0	0-0-0		OVERALL		5-5-0		2-3-0		10-0-0		
12-9-0	1-3-0	0-0-0		HOME		3-4-0		0-2-0		8-0-0		
4-5-0	0-4-0	0-0-0		AWAY		2-1-0		0-0-0		2-0-0		
2-1-0	0-0-0	0-0-0		NEUTRAL		0-0-0		2-1-0		0-0-0		
12-6-0	1-1-0	0-0-0		NON-CONFERENCE		2-2-0		2-3-0		7-0-0		
8-4-0	1-0-0	0-0-0		HOME		2-2-0		0-2-0		5-0-0		
2-1-0	0-1-0	0-0-		AWAY		0-0-0		0-0-0		2-0-0		
2-1-0	0-0-0	0-0-0		NEUTRAL		0-0-0		2-1-0		0-0-0		
6-9-0	0-6-0	0-0-0		CONFERENCE		3-3-0		0-0-0		3-0-0		
4-5-0	0-3-0	0-0-0		HOME		1-2-0		0-0-0		3-0-0		
2-4-0	0-3-0	0-0-0		AWAY		2-1-0		0-0-0		0-0-0		
0-0-0	0-0-0	0-0-0		NEUTRAL		0-0-0		0-0-0		0-0-0		
RPI	S	Opponent	Score	RPI	S	Opponent	Score	RPI	S	Opponent	Score	
10	H	Louisville	6 8					56	H	Campbell	6 12	
10	H	Louisville	1 2					86	H	Northwestern	23 8	
10	H	Louisville	3 8					86	H	Northwestern	3 5	
11	A	East Carolina	1 6					86	H	Northwestern	5 4	
11	H	East Carolina	7 2					91	A	Virginia	8 6	
16	A	North Carolina	0 1					91	A	Virginia	3 11	
16	A	North Carolina	6 16					91	A	Virginia	2 1	
16	A	North Carolina	7 8					99	H	Wake Forest	16 2	
								99	H	Wake Forest	8 9	
								99	H	Wake Forest	4 5	

Non-Div. I Games:

Duke

Average RPI Win: 117		WON-LOST RECORD		WINNING PCT. RANK		LAST 10 GAMES		STRENGTH OF SCHEDULE		OPP. STRENGTH OF SCHEDULE		TEAM RPI		ADJ RPI		CONF. RPI		ADJ CONF. RPI	
DIV. I ONLY		14-15-0		.48276 164		5-5-0		53		18		81		.53856 81		13		13	
DIV. I NON-CONF.		8-12-0		.4 190		0-2-0		19		17		98		.52672 98		11		11	
TOTALS		RPI 1-25		RPI 26-50		W-L RECORDS		RPI 51-100		RPI 101-150		RPI 150+							
14-15-0		2-5-0		2-1-0		OVERALL		3-4-0		1-2-0		6-3-0							
4-8-0		2-4-0		0-1-0		HOME		1-1-0		0-0-0		1-2-0							
6-5-0		0-0-0		0-0-0		AWAY		0-2-0		1-2-0		5-1-0							
4-2-0		0-1-0		2-0-0		NEUTRAL		2-1-0		0-0-0		0-0-0							
8-12-0		1-3-0		2-1-0		NON-CONFERENCE		3-4-0		1-2-0		1-2-0							
3-6-0		1-2-0		0-1-0		HOME		1-1-0		0-0-0		1-2-0							
1-4-0		0-0-0		0-0-		AWAY		0-2-0		1-2-0		0-0-0							
4-2-0		0-1-0		2-0-0		NEUTRAL		2-1-0		0-0-0		0-0-0							
6-3-0		1-2-0		0-0-0		CONFERENCE		0-0-0		0-0-0		5-1-0							
1-2-0		1-2-0		0-0-0		HOME		0-0-0		0-0-0		0-0-0							
5-1-0		0-0-0		0-0-0		AWAY		0-0-0		0-0-0		5-1-0							
0-0-0		0-0-0		0-0-0		NEUTRAL		0-0-0		0-0-0		0-0-0							
RPI	S	Opponent		Score		RPI	S	Opponent		Score		RPI	S	Opponent		Score			
2	N	Vanderbilt		9	14	30	H	Arizona St.		4	6	57	N	Fresno St.		2	5		
6	H	UC Santa Barbara		9	7	47	N	Oklahoma		8	6	58	A	Southern California		5	6		
6	H	UC Santa Barbara		6	7	50	N	TCU		2	0	58	H	Southern California		10	4		
6	H	UC Santa Barbara		7	8							59	H	Pepperdine		4	11		
7	H	Stanford		1	8							75	A	San Diego		2	6		
7	H	Stanford		3	4							88	N	Missouri St.		7	0		
7	H	Stanford		6	5							91	N	Virginia		6	5		
												142	A	New Mexico		13	7		
												142	A	New Mexico		4	6		
												142	A	New Mexico		11	18		
												160	A	Cal Poly		16	2		
												160	A	Cal Poly		3	5		
												160	A	Cal Poly		16	6		
												191	H	James Madison		0	2		
												191	H	James Madison		0	1		
												191	H	James Madison		12	3		
												211	A	Long Beach St.		4	3		
												211	A	Long Beach St.		8	3		
												211	A	Long Beach St.		5	1		
LAST 10 GAMES																			
						58	A	Southern California		5	6	6	H	UC Santa Barbara		9	7		
						160	A	Cal Poly		16	6	6	H	UC Santa Barbara		6	7		
						160	A	Cal Poly		3	5	59	H	Pepperdine		4	11		
						160	A	Cal Poly		16	2	211	A	Long Beach St.		5	1		
						6	H	UC Santa Barbara		7	8	211	A	Long Beach St.		4	3		

Non-Div. I Games:

Cal St. Fullerton

A
r
i
z
o
n
a

Arizona

Average RPI Win:		134	WON-LOST RECORD		WINNING PCT. RANK	LAST 10 GAMES	STRENGTH OF SCHEDULE		OPP. STRENGTH OF SCHEDULE	TEAM RPI	ADJ RPI	CONF. RPI	ADJ CONF. RPI						
DIV. I ONLY			19-14-0	.57576	99	5-5-0	67		80	83	.53783	83	10	10					
DIV. I NON-CONF.			12-8-0	.6	98	2-2-0	55		33	76	.5435	76	10	10					
TOTALS		RPI 1-25		RPI 26-50		W-L RECORDS		RPI 51-100		RPI 101-150		RPI 150+							
19-14-0		1-3-0		1-2-0		OVERALL		3-3-0		6-4-0		8-2-0							
13-9-0		0-2-0		1-1-0		HOME		3-3-0		4-2-0		5-1-0							
6-5-0		1-1-0		0-1-0		AWAY		0-0-0		2-2-0		3-1-0							
0-0-0		0-0-0		0-0-0		NEUTRAL		0-0-0		0-0-0		0-0-0							
12-8-0		1-3-0		1-2-0		NON-CONFERENCE		2-1-0		4-2-0		4-0-0							
10-6-0		0-2-0		1-1-0		HOME		2-1-0		4-2-0		3-0-0							
2-2-0		1-1-0		0-0-		AWAY		0-0-0		0-0-0		1-0-0							
0-0-0		0-0-0		0-0-0		NEUTRAL		0-0-0		0-0-0		0-0-0							
7-6-0		0-0-0		0-0-0		CONFERENCE		1-2-0		2-2-0		4-2-0							
3-3-0		0-0-0		0-0-0		HOME		1-2-0		0-0-0		2-1-0							
4-3-0		0-0-0		0-0-0		AWAY		0-0-0		2-2-0		2-1-0							
0-0-0		0-0-0		0-0-0		NEUTRAL		0-0-0		0-0-0		0-0-0							
RPI	S	Opponent		Score		RPI	S	Opponent		Score		RPI	S	Opponent		Score			
3	A	Oregon St.		4	3	46	A	Loyola Marymount		1	5	57	H	Fresno St.		11	6		
3	A	Oregon St.		1	8	46	H	Loyola Marymount		4	2	57	H	Fresno St.		4	5		
8	H	Texas Tech		1	5	47	H	Oklahoma		0	1	57	H	Fresno St.		0	2		
8	H	Texas Tech		9	12							60	H	UC Irvine		9	3		
												75	H	San Diego		2	4		
												82	H	Arizona		6	4		
														105		H	Utah	3	2
														107		H	San Francisco	8	4
														107		H	San Francisco	8	9
														107		H	San Francisco	6	3
														121		H	California Baptist	2	5
														123		A	Air Force	5	9
														129		H	Kansas St.	10	7
														142		A	New Mexico	4	13
														142		A	New Mexico	19	3
														142		A	New Mexico	4	2
														161		A	Nevada	6	2
														161		A	Nevada	11	3
														161		A	Nevada	7	8
														161		H	Nevada	5	6
														161		H	Nevada	8	5
														161		H	Nevada	3	1
														199		A	CSUN	11	5
														239		H	Seattle U	11	5
														239		H	Seattle U	12	8
														239		H	Seattle U	6	5
LAST 10 GAMES																			
						46	H	Loyola Marymount		4	2	3	A	Oregon St.		4	3		
						161	A	Nevada		11	3	57	H	Fresno St.		11	6		
						161	A	Nevada		6	2	57	H	Fresno St.		0	2		
						161	A	Nevada		7	8	57	H	Fresno St.		4	5		
						3	A	Oregon St.		1	8	121	H	California Baptist		2	5		

Non-Div. I Games:

San Diego St.

Average RPI Win: 187		WON-LOST	WINNING	LAST 10	STRENGTH OF		OPP. STRENGTH	TEAM	ADJ	CONF.	ADJ CONF.
Average RPI Loss: 93		RECORD	PCT. RANK	GAMES	SCHEDULE		OF SCHEDULE	RPI	RPI	RPI	RPI
DIV. I ONLY		20-14-0	.58824	96	5-5-0		162	144	84	.53671	84
DIV. I NON-CONF.		18-4-0	.81818	14	4-0-0		259	179	59	.55721	59
TOTALS		RPI 1-25	RPI 26-50		W-L RECORDS		RPI 51-100		RPI 101-150		RPI 150+
20-14-0		2-0-0	1-5-0		OVERALL		0-3-0		3-3-0		14-3-0
8-2-0		1-0-0	1-2-0		HOME		0-0-0		0-0-0		6-0-0
9-12-0		0-0-0	0-3-0		AWAY		0-3-0		3-3-0		6-3-0
3-0-0		1-0-0	0-0-0		NEUTRAL		0-0-0		0-0-0		2-0-0
18-4-0		2-0-0	0-0-0		NON-CONFERENCE		0-0-0		2-1-0		14-3-0
7-0-0		1-0-0	0-0-0		HOME		0-0-0		0-0-0		6-0-0
8-4-0		0-0-0	0-0-		AWAY		0-0-0		2-1-0		6-3-0
3-0-0		1-0-0	0-0-0		NEUTRAL		0-0-0		0-0-0		2-0-0
2-10-0		0-0-0	1-5-0		CONFERENCE		0-3-0		1-2-0		0-0-0
1-2-0		0-0-0	1-2-0		HOME		0-0-0		0-0-0		0-0-0
1-8-0		0-0-0	0-3-0		AWAY		0-3-0		1-2-0		0-0-0
0-0-0		0-0-0	0-0-0		NEUTRAL		0-0-0		0-0-0		0-0-0
RPI S	Opponent	Score		RPI S	Opponent	Score		RPI S	Opponent	Score	
3 N	Oregon St.	5	1	37 A	BYU	1	10	70 A	Saint Mary's (CA)	2	4
24 H	Oregon	5	3	37 A	BYU	1	3	70 A	Saint Mary's (CA)	0	1
				37 A	BYU	1	11	70 A	Saint Mary's (CA)	1	2
				46 H	Loyola Marymount	1	2				
				46 H	Loyola Marymount	3	10				
				46 H	Loyola Marymount	5	3				
				LAST 10 GAMES							
				162 A	SFA	7	1	70 A	Saint Mary's (CA)	0	1
				162 A	SFA	7	8	70 A	Saint Mary's (CA)	1	2
				222 A	Hawaii	5	9	70 A	Saint Mary's (CA)	2	4
				294 H	Northern Colo.	8	5	239 A	Seattle U	8	4
				122 A	San Jose St.	13	2	46 H	Loyola Marymount	5	3

Non-Div. I Games:

Portland

Average RPI Win:		141	WON-LOST RECORD		WINNING PCT. RANK		LAST 10 GAMES		STRENGTH OF SCHEDULE		OPP. STRENGTH OF SCHEDULE		TEAM RPI		ADJ RPI		CONF. RPI		ADJ CONF. RPI				
DIV. I ONLY			14-14-0		.5	147		9-1-0		89		86		86		.53653		86		7		7	
DIV. I NON-CONF.			10-12-0		.45455	165		6-1-0		51		56		74		.54424		74		6		6	
TOTALS		RPI 1-25		RPI 26-50				W-L RECORDS				RPI 51-100				RPI 101-150				RPI 150+			
14-14-0		1-2-0		1-5-0				OVERALL				2-2-0				3-0-0				7-5-0			
5-2-0		0-0-0		0-0-0				HOME				0-0-0				3-0-0				2-2-0			
6-10-0		1-2-0		0-3-0				AWAY				1-2-0				0-0-0				4-3-0			
3-2-0		0-0-0		1-2-0				NEUTRAL				1-0-0				0-0-0				1-0-0			
10-12-0		1-2-0		1-5-0				NON-CONFERENCE				2-2-0				3-0-0				3-3-0			
4-0-0		0-0-0		0-0-0				HOME				0-0-0				3-0-0				1-0-0			
3-10-0		1-2-0		0-0-				AWAY				1-2-0				0-0-0				1-3-0			
3-2-0		0-0-0		1-2-0				NEUTRAL				1-0-0				0-0-0				1-0-0			
4-2-0		0-0-0		0-0-0				CONFERENCE				0-0-0				0-0-0				4-2-0			
1-2-0		0-0-0		0-0-0				HOME				0-0-0				0-0-0				1-2-0			
3-0-0		0-0-0		0-0-0				AWAY				0-0-0				0-0-0				3-0-0			
0-0-0		0-0-0		0-0-0				NEUTRAL				0-0-0				0-0-0				0-0-0			
RPI	S	Opponent		Score		RPI	S	Opponent		Score		RPI	S	Opponent		Score		RPI	S	Opponent		Score	
13	A	Georgia Tech		1	12	26	A	Missouri		11	16	76	N	California		9	5	122	H	San Jose St.		6	5
13	A	Georgia Tech		5	1	26	A	Missouri		2	3	80	A	Duke		8	23	122	H	San Jose St.		6	0
13	A	Georgia Tech		2	9	26	A	Missouri		4	9	80	A	Duke		5	3	122	H	San Jose St.		1	0
						37	N	BYU		3	2	80	A	Duke		4	5	152	N	Milwaukee		6	1
						37	N	BYU		3	4							156	H	Purdue		2	5
						37	N	BYU		2	11							156	H	Purdue		2	1
																		156	H	Purdue		7	9
																		165	A	Kent St.		1	12
																		165	A	Kent St.		5	11
																		190	A	Ohio St.		13	5
																		190	A	Ohio St.		7	2
																		190	A	Ohio St.		10	4
																		209	A	UIC		2	4
																		264	A	Chicago St.		13	1
																		264	H	Chicago St.		11	6
LAST 10 GAMES																							
						165	A	Kent St.		5	11	190	A	Ohio St.		7	2						
						37	N	BYU		2	11	190	A	Ohio St.		13	5						
						165	A	Kent St.		1	12	209	A	UIC		2	4						
						152	N	Milwaukee		6	1	264	H	Chicago St.		11	6						
						190	A	Ohio St.		10	4	122	H	San Jose St.		6	0						

Non-Div. I Games: MacMurray 9 0

Northwestern

Average RPI Win: 156		WON-LOST	WINNING	LAST 10	STRENGTH OF		OPP. STRENGTH	TEAM	ADJ	CONF.	ADJ CONF.
Average RPI Loss: 75		RECORD	PCT. RANK	GAMES	SCHEDULE		OF SCHEDULE	RPI	RPI	RPI	RPI
DIV. I ONLY		12-20-0	.375	226	4-6-0		24	136	87	.53511	87
DIV. I NON-CONF.		9-20-0	.31034	232	1-6-0		5	116	78	.54182	78
TOTALS		RPI 1-25	RPI 26-50		W-L RECORDS		RPI 51-100		RPI 101-150		RPI 150+
12-20-0		1-6-0	2-5-0		OVERALL		0-0-0		2-6-0		7-3-0
5-2-0		0-0-0	2-1-0		HOME		0-0-0		0-1-0		3-0-0
7-17-0		1-6-0	0-4-0		AWAY		0-0-0		2-4-0		4-3-0
0-1-0		0-0-0	0-0-0		NEUTRAL		0-0-0		0-1-0		0-0-0
9-20-0		1-6-0	2-5-0		NON-CONFERENCE		0-0-0		2-6-0		4-3-0
2-2-0		0-0-0	2-1-0		HOME		0-0-0		0-1-0		0-0-0
7-17-0		1-6-0	0-0-0		AWAY		0-0-0		2-4-0		4-3-0
0-1-0		0-0-0	0-0-0		NEUTRAL		0-0-0		0-1-0		0-0-0
3-0-0		0-0-0	0-0-0		CONFERENCE		0-0-0		0-0-0		3-0-0
3-0-0		0-0-0	0-0-0		HOME		0-0-0		0-0-0		3-0-0
0-0-0		0-0-0	0-0-0		AWAY		0-0-0		0-0-0		0-0-0
0-0-0		0-0-0	0-0-0		NEUTRAL		0-0-0		0-0-0		0-0-0
RPI S	Opponent	Score		RPI S	Opponent	Score		RPI S	Opponent	Score	
10 A	Louisville	5	4	30 A	Arizona St.	0	12	102 A	Wright St.	9	8
16 A	North Carolina	3	8	30 A	Arizona St.	3	8	102 H	Wright St.	0	10
16 A	North Carolina	3	14	30 A	Arizona St.	6	11	109 A	Grand Canyon	18	25
16 A	North Carolina	3	12	35 H	Evansville	2	10	109 A	Grand Canyon	2	7
23 A	Texas	5	6	35 H	Evansville	11	8	109 A	Grand Canyon	7	3
23 A	Texas	5	6	35 H	Evansville	5	2	109 A	Grand Canyon	0	6
23 A	Texas	5	6	49 A	Kentucky	3	16	127 N	New Mexico St.	4	6
								145 A	Cincinnati	1	2
								159 A	Samford	9	10
								159 A	Samford	7	10
								159 A	Samford	7	1
								188 A	Lipscomb	4	2
								188 A	Lipscomb	7	6
								188 A	Lipscomb	10	1
								195 A	Eastern Ky.	3	5
								285 H	Georgetown	7	4
								285 H	Georgetown	9	4
								285 H	Georgetown	1	0
LAST 10 GAMES				LAST 10 GAMES				LAST 10 GAMES			
				285 H	Georgetown	1	0	285 H	Georgetown	7	4
				285 H	Georgetown	9	4	195 A	Eastern Ky.	3	5
				127 N	New Mexico St.	4	6	23 A	Texas	5	6
				188 A	Lipscomb	4	2	23 A	Texas	5	6
				145 A	Cincinnati	1	2	23 A	Texas	5	6

Non-Div. I Games:

Xavier

Average RPI Win: 138		WON-LOST	WINNING	LAST 10	STRENGTH OF		OPP. STRENGTH	TEAM	ADJ		CONF.	ADJ CONF.
Average RPI Loss: 62		RECORD	PCT. RANK	GAMES	SCHEDULE		OF SCHEDULE	RPI	RPI		RPI	RPI
DIV. I ONLY		11-21-0	.34375	239	6-4-0		4	142	88		8	8
DIV. I NON-CONF.		7-19-0	.26923	249	2-2-0		16	99	132		7	7
TOTALS		RPI 1-25	RPI 26-50		W-L RECORDS		RPI 51-100		RPI 101-150		RPI 150+	
11-21-0		0-4-0	3-4-0		OVERALL		0-9-0		3-3-0		5-1-0	
4-5-0		0-1-0	2-1-0		HOME		0-2-0		0-1-0		2-0-0	
6-13-0		0-3-0	1-3-0		AWAY		0-5-0		2-2-0		3-0-0	
1-3-0		0-0-0	0-0-0		NEUTRAL		0-2-0		1-0-0		0-1-0	
7-19-0		0-4-0	1-3-0		NON-CONFERENCE		0-9-0		1-2-0		5-1-0	
2-4-0		0-1-0	0-0-0		HOME		0-2-0		0-1-0		2-0-0	
4-12-0		0-3-0	1-0-		AWAY		0-5-0		0-1-0		3-0-0	
1-3-0		0-0-0	0-0-0		NEUTRAL		0-2-0		1-0-0		0-1-0	
4-2-0		0-0-0	2-1-0		CONFERENCE		0-0-0		2-1-0		0-0-0	
2-1-0		0-0-0	2-1-0		HOME		0-0-0		0-0-0		0-0-0	
2-1-0		0-0-0	0-0-0		AWAY		0-0-0		2-1-0		0-0-0	
0-0-0		0-0-0	0-0-0		NEUTRAL		0-0-0		0-0-0		0-0-0	
RPI S	Opponent	Score	RPI S	Opponent	Score	RPI S	Opponent	Score	RPI S	Opponent	Score	
4 H	Arkansas	2 8	32 A	Oklahoma St.	2 13	57 N	Fresno St.	2 3	103 A	Kansas	6 11	
6 A	UC Santa Barbara	1 11	36 H	Indiana St.	1 0	60 H	UC Irvine	1 4	103 H	Kansas	5 9	
6 A	UC Santa Barbara	3 7	36 H	Indiana St.	6 5	60 H	UC Irvine	2 3	105 N	Utah	6 2	
6 A	UC Santa Barbara	3 5	36 H	Indiana St.	0 12	67 A	Texas St.	0 10	136 A	Southern Ill.	2 4	
			47 A	Oklahoma	2 11	72 A	Arkansas St.	4 6	136 A	Southern Ill.	10 5	
			47 A	Oklahoma	11 8	72 A	Arkansas St.	4 16	136 A	Southern Ill.	13 4	
			47 A	Oklahoma	1 6	72 A	Arkansas St.	2 14	161 N	Nevada	4 16	
						75 A	San Diego	4 14	167 A	Murray St.	15 10	
						81 N	Cal St. Fullerton	0 7	180 H	Central Ark.	15 3	
									180 H	Central Ark.	9 7	
									228 A	Oral Roberts	11 2	
									270 A	Southeast Mo. St.	8 2	
LAST 10 GAMES												
			136 A	Southern Ill.	2 4	270 A	Southeast Mo. St.	8 2				
			103 A	Kansas	6 11	36 H	Indiana St.	0 12				
			136 A	Southern Ill.	13 4	36 H	Indiana St.	1 0				
			136 A	Southern Ill.	10 5	36 H	Indiana St.	6 5				
			167 A	Murray St.	15 10	103 H	Kansas	5 9				

Non-Div. I Games:

Missouri St.

Average RPI Win:	162	WON-LOST	WINNING	LAST 10	STRENGTH OF	OPP. STRENGTH	TEAM	ADJ	CONF.	ADJ CONF.		
Average RPI Loss:	117	RECORD	PCT. RANK	GAMES	SCHEDULE	OF SCHEDULE	RPI	RPI	RPI	RPI		
DIV. I ONLY		14-15-0	.48276	164	7-3-0	59	191	89	.53429	89	20	20
DIV. I NON-CONF.		7-13-0	.35	210	2-2-0	123	54	136	.50543	136	24	24
<hr/>												
TOTALS	RPI 1-25	RPI 26-50		W-L RECORDS		RPI 51-100		RPI 101-150		RPI 150+		
14-15-0	0-0-0	1-2-0		OVERALL		2-4-0		1-6-0		10-3-0		
5-3-0	0-0-0	0-0-0		HOME		0-1-0		0-0-0		5-2-0		
8-10-0	0-0-0	0-0-0		AWAY		2-3-0		1-6-0		5-1-0		
1-2-0	0-0-0	1-2-0		NEUTRAL		0-0-0		0-0-0		0-0-0		
<hr/>												
7-13-0	0-0-0	1-2-0		NON-CONFERENCE		2-4-0		1-6-0		3-1-0		
0-2-0	0-0-0	0-0-0		HOME		0-1-0		0-0-0		0-1-0		
6-9-0	0-0-0	0-0-		AWAY		2-3-0		1-6-0		3-0-0		
1-2-0	0-0-0	1-2-0		NEUTRAL		0-0-0		0-0-0		0-0-0		
<hr/>												
7-2-0	0-0-0	0-0-0		CONFERENCE		0-0-0		0-0-0		7-2-0		
5-1-0	0-0-0	0-0-0		HOME		0-0-0		0-0-0		5-1-0		
2-1-0	0-0-0	0-0-0		AWAY		0-0-0		0-0-0		2-1-0		
0-0-0	0-0-0	0-0-0		NEUTRAL		0-0-0		0-0-0		0-0-0		
<hr/>												
RPI	S	Opponent	Score	RPI	S	Opponent	Score	RPI	S	Opponent	Score	
26	N	Missouri	8 6	53	A	Wichita St.	7 8	124	A	UTRGV	1 8	
26	N	Missouri	0 7	53	A	Wichita St.	6 1	124	A	UTRGV	3 15	
26	N	Missouri	4 12	53	A	Wichita St.	13 8	124	A	UTRGV	5 9	
				53	A	Wichita St.	1 5	124	A	UTRGV	6 7	
				73	H	Bryant	0 2	128	A	Rice	2 1	
				74	A	Boston College	0 4	128	A	Rice	6 7	
								128	A	Rice	3 15	
								170	A	Northeastern	8 0	
								179	H	Richmond	4 3	
								179	H	Richmond	6 3	
								179	H	Richmond	2 1	
								183	H	Fordham	9 8	
								183	H	Fordham	5 3	
								183	H	Fordham	0 2	
								204	A	Quinnipiac	5 4	
								215	A	UMass Lowell	17 6	
								253	H	Sacred Heart	5 6	
								259	A	George Washington	3 4	
								259	A	George Washington	19 1	
								259	A	George Washington	6 1	
<hr/>												
LAST 10 GAMES												
179	H	Richmond	6 3	74	A	Boston College	0 4					
179	H	Richmond	4 3	179	H	Richmond	2 1					
183	H	Fordham	5 3	73	H	Bryant	0 2					
53	A	Wichita St.	6 1	215	A	UMass Lowell	17 6					
124	A	UTRGV	5 9	183	H	Fordham	9 8					

Non-Div. I Games:

Rhode Island

Average RPI Win:		151	WON-LOST RECORD		WINNING PCT. RANK	LAST 10 GAMES	STRENGTH OF SCHEDULE		OPP. STRENGTH OF SCHEDULE	TEAM RPI	ADJ RPI	CONF. RPI	ADJ CONF. RPI
Average RPI Loss:		101											
DIV. I ONLY		21-12-0			.63636 61	7-3-0	154		87	90	.53322 90	12	12
DIV. I NON-CONF.		12-6-0			.66667 60	2-1-0	254		51	151	.49904 151	13	13
TOTALS		RPI 1-25	RPI 26-50		W-L RECORDS		RPI 51-100		RPI 101-150		RPI 150+		
21-12-0		2-0-0	0-1-0		OVERALL		3-5-0		6-3-0		10-3-0		
12-6-0		1-0-0	0-1-0		HOME		2-2-0		2-2-0		7-1-0		
6-5-0		1-0-0	0-0-0		AWAY		1-3-0		3-0-0		1-2-0		
3-1-0		0-0-0	0-0-0		NEUTRAL		0-0-0		1-1-0		2-0-0		
12-6-0		2-0-0	0-1-0		NON-CONFERENCE		2-3-0		2-1-0		6-1-0		
8-4-0		1-0-0	0-1-0		HOME		2-2-0		1-0-0		4-1-0		
1-1-0		1-0-0	0-0-		AWAY		0-1-0		0-0-0		0-0-0		
3-1-0		0-0-0	0-0-0		NEUTRAL		0-0-0		1-1-0		2-0-0		
9-6-0		0-0-0	0-0-0		CONFERENCE		1-2-0		4-2-0		4-2-0		
4-2-0		0-0-0	0-0-0		HOME		0-0-0		1-2-0		3-0-0		
5-4-0		0-0-0	0-0-0		AWAY		1-2-0		3-0-0		1-2-0		
0-0-0		0-0-0	0-0-0		NEUTRAL		0-0-0		0-0-0		0-0-0		
RPI S	Opponent	Score	RPI S	Opponent	Score	RPI S	Opponent	Score	RPI S	Opponent	Score		
14 A	Texas A&M	6 5	26 H	Missouri	7 11	61 A	Sam Houston St.	8 13	104 N	Notre Dame	15 7		
23 H	Texas	3 2				61 A	Sam Houston St.	8 2	104 N	Notre Dame	1 2		
						61 A	Sam Houston St.	4 10	106 H	A&M-Corpus Christi	6 11		
						67 A	Texas St.	4 7	106 H	A&M-Corpus Christi	6 5		
						67 H	Texas St.	6 1	106 H	A&M-Corpus Christi	6 13		
						78 H	UT Arlington	6 2	133 A	McNeese	6 5		
						78 H	UT Arlington	3 7	133 A	McNeese	8 6		
						78 H	UT Arlington	2 3	133 A	McNeese	4 1		
									141 H	Massachusetts	19 4		
									151 A	Abilene Christian	3 9		
									151 A	Abilene Christian	5 6		
									151 A	Abilene Christian	4 2		
									163 H	New Orleans	3 2		
									163 H	New Orleans	5 2		
									163 H	New Orleans	15 7		
									227 H	Hofstra	11 1		
									227 H	Hofstra	9 1		
									227 H	Hofstra	2 3		
									227 H	Hofstra	12 1		
									280 N	Eastern Mich.	4 0		
									280 N	Eastern Mich.	8 3		
									292 H	Prairie View	16 3		
LAST 10 GAMES													
227 H	Hofstra	12 1	163 H	New Orleans	5 2								
292 H	Prairie View	16 3	163 H	New Orleans	3 2								
151 A	Abilene Christian	3 9	163 H	New Orleans	15 7								
151 A	Abilene Christian	5 6	26 H	Missouri	7 11								
151 A	Abilene Christian	4 2	23 H	Texas	3 2								

Non-Div. I Games:

Incarnate Word

Average RPI Win: 181		WON-LOST	WINNING	LAST 10	STRENGTH OF		OPP. STRENGTH	TEAM	ADJ	CONF.	ADJ CONF.
Average RPI Loss: 64		RECORD	PCT. RANK	GAMES	SCHEDULE		OF SCHEDULE	RPI	RPI	RPI	RPI
DIV. I ONLY		20-13-0	.60606	89	7-3-0		122	97	91	.5328	91
DIV. I NON-CONF.		12-6-0	.66667	60	4-0-0		190	225	129	.50843	129
TOTALS		RPI 1-25	RPI 26-50		W-L RECORDS		RPI 51-100		RPI 101-150		RPI 150+
20-13-0		2-5-0	1-1-0		OVERALL		1-5-0		3-1-0		13-1-0
15-4-0		0-0-0	1-0-0		HOME		1-3-0		1-0-0		12-1-0
5-6-0		2-4-0	0-0-0		AWAY		0-1-0		2-1-0		1-0-0
0-3-0		0-1-0	0-1-0		NEUTRAL		0-1-0		0-0-0		0-0-0
12-6-0		0-1-0	1-1-0		NON-CONFERENCE		0-3-0		1-0-0		10-1-0
11-2-0		0-0-0	1-0-0		HOME		0-1-0		1-0-0		9-1-0
1-1-0		0-0-0	0-0-		AWAY		0-1-0		0-0-0		1-0-0
0-3-0		0-1-0	0-1-0		NEUTRAL		0-1-0		0-0-0		0-0-0
8-7-0		2-4-0	0-0-0		CONFERENCE		1-2-0		2-1-0		3-0-0
4-2-0		0-0-0	0-0-0		HOME		1-2-0		0-0-0		3-0-0
4-5-0		2-4-0	0-0-0		AWAY		0-0-0		2-1-0		0-0-0
0-0-0		0-0-0	0-0-0		NEUTRAL		0-0-0		0-0-0		0-0-0
RPI S	Opponent	Score	RPI S	Opponent	Score	RPI S	Opponent	Score	RPI S	Opponent	Score
2 N	Vanderbilt	9 15	27 H	UConn	6 3	62 A	Liberty	5 14	104 A	Notre Dame	12 7
13 A	Georgia Tech	3 7	50 N	TCU	4 9	79 H	William & Mary	3 9	104 A	Notre Dame	6 5
13 A	Georgia Tech	9 8				80 H	Duke	11 3	104 A	Notre Dame	2 5
13 A	Georgia Tech	5 6				80 H	Duke	1 2	150 H	Old Dominion	4 2
19 A	NC State	4 3				80 H	Duke	6 8	179 H	Richmond	5 1
19 A	NC State	0 3				81 N	Cal St. Fullerton	5 6	191 A	James Madison	9 3
19 A	NC State	7 8							223 H	Pittsburgh	13 3
									223 H	Pittsburgh	5 2
									223 H	Pittsburgh	7 5
									224 H	Wagner	18 9
									224 H	Wagner	14 0
									234 H	Seton Hall	4 0
									234 H	Seton Hall	0 3
									257 H	VMI	9 0
									288 H	Villanova	7 3
									288 H	Villanova	7 2
									288 H	Villanova	10 2
									290 H	Longwood	13 4
LAST 10 GAMES											
			104 A	Notre Dame	12 7		191 A	James Madison	9 3		
			104 A	Notre Dame	6 5		104 A	Notre Dame	2 5		
			224 H	Wagner	14 0		150 H	Old Dominion	4 2		
			288 H	Villanova	7 2		19 A	NC State	7 8		
			257 H	VMI	9 0		19 A	NC State	0 3		

Non-Div. I Games:

Virginia

Average RPI Win: 177		WON-LOST RECORD	WINNING PCT. RANK	LAST 10 GAMES	STRENGTH OF SCHEDULE	OPP. STRENGTH OF SCHEDULE	TEAM RPI	ADJ RPI	CONF. RPI	ADJ CONF. RPI													
Average RPI Loss: 84																							
DIV. I ONLY		22-11-0	.66667 44	6-4-0	143	116	92	.53248 92	5	5													
DIV. I NON-CONF.		18-9-0	.66667 60	2-2-0	149	142	103	.52487 102	4	4													
<hr/>																							
TOTALS		RPI 1-25		RPI 26-50		W-L RECORDS		RPI 51-100		RPI 101-150		RPI 150+											
22-11-0		1-5-0		0-0-0		OVERALL		3-2-0		4-1-0		14-3-0											
16-7-0		1-5-0		0-0-0		HOME		3-1-0		1-0-0		11-1-0											
4-3-0		0-0-0		0-0-0		AWAY		0-1-0		3-1-0		1-1-0											
2-1-0		0-0-0		0-0-0		NEUTRAL		0-0-0		0-0-0		2-1-0											
<hr/>																							
18-9-0		1-5-0		0-0-0		NON-CONFERENCE		1-1-0		2-0-0		14-3-0											
14-6-0		1-5-0		0-0-0		HOME		1-0-0		1-0-0		11-1-0											
2-2-0		0-0-0		0-0-		AWAY		0-1-0		1-0-0		1-1-0											
2-1-0		0-0-0		0-0-0		NEUTRAL		0-0-0		0-0-0		2-1-0											
<hr/>																							
4-2-0		0-0-0		0-0-0		CONFERENCE		2-1-0		2-1-0		0-0-0											
2-1-0		0-0-0		0-0-0		HOME		2-1-0		0-0-0		0-0-0											
2-1-0		0-0-0		0-0-0		AWAY		0-0-0		2-1-0		0-0-0											
0-0-0		0-0-0		0-0-0		NEUTRAL		0-0-0		0-0-0		0-0-0											
<hr/>																							
RPI	S	Opponent		Score		RPI	S	Opponent		Score		RPI	S	Opponent		Score							
6	H	UC Santa Barbara		7	8							53	H	Wichita St.		11	12	108	A	Southeastern La.		15	14
6	H	UC Santa Barbara		4	7							53	H	Wichita St.		12	6	133	H	McNeese		9	3
6	H	UC Santa Barbara		6	16							53	H	Wichita St.		8	4	145	A	Cincinnati		6	7
20	H	Ole Miss		13	12							97	A	Louisiana		6	7	145	A	Cincinnati		8	1
20	H	Ole Miss		4	6							97	H	Louisiana		7	3	145	A	Cincinnati		19	4
20	H	Ole Miss		3	6							153	A	Nicholls St.		7	4	163	A	New Orleans		7	8
											192	H	UC Riverside		10	0	192	H	UC Riverside		1	10	
											192	H	UC Riverside		10	1	192	H	UC Riverside		10	1	
											213	N	Army West Point		6	7	217	H	Houston Baptist		6	2	
											217	H	Houston Baptist		3	1	217	H	Houston Baptist		3	2	
											217	H	Houston Baptist		3	2	218	H	Lamar University		9	1	
											218	H	Lamar University		22	10	218	H	Lamar University		22	10	
											229	N	Saint Joseph's		12	7	229	N	Saint Joseph's		12	7	
											246	H	Texas Southern		13	1	246	H	Texas Southern		13	1	
											258	N	Dartmouth		5	1	258	N	Dartmouth		5	1	
											259	H	George Washington		7	6	259	H	George Washington		7	6	
											259	H	George Washington		3	2	259	H	George Washington		3	2	
											259	H	George Washington		16	6	259	H	George Washington		16	6	
<hr/>											LAST 10 GAMES												
											53	H	Wichita St.		8	4	53	H	Wichita St.		11	12	
											53	H	Wichita St.		12	6	163	A	New Orleans		7	8	
											145	A	Cincinnati		8	1	145	A	Cincinnati		6	7	
											145	A	Cincinnati		19	4	97	A	Louisiana		6	7	
											108	A	Southeastern La.		15	14	217	H	Houston Baptist		3	1	

Non-Div. I Games:

Tulane

Average RPI Win:	166	WON-LOST RECORD	WINNING PCT. RANK	LAST 10 GAMES	STRENGTH OF SCHEDULE	OPP. STRENGTH OF SCHEDULE	TEAM RPI	ADJ RPI	CONF. RPI	ADJ CONF. RPI			
DIV. I ONLY		20-11-0	.64516	54	6-4-0	150	123	93	.53112	93	16	16	
DIV. I NON-CONF.		15-7-0	.68182	56	2-1-0	94	173	58	.55752	58	19	19	
<hr/>													
TOTALS	RPI 1-25	RPI 26-50		W-L RECORDS		RPI 51-100		RPI 101-150		RPI 150+			
20-11-0	0-1-0	0-0-0		OVERALL		3-4-0		5-2-0		12-4-0			
17-4-0	0-0-0	0-0-0		HOME		3-1-0		5-2-0		9-1-0			
3-6-0	0-1-0	0-0-0		AWAY		0-3-0		0-0-0		3-2-0			
0-1-0	0-0-0	0-0-0		NEUTRAL		0-0-0		0-0-0		0-1-0			
15-7-0	0-1-0	0-0-0		NON-CONFERENCE		3-4-0		4-0-0		8-2-0			
14-1-0	0-0-0	0-0-0		HOME		3-1-0		4-0-0		7-0-0			
1-5-0	0-1-0	0-0-		AWAY		0-3-0		0-0-0		1-1-0			
0-1-0	0-0-0	0-0-0		NEUTRAL		0-0-0		0-0-0		0-1-0			
5-4-0	0-0-0	0-0-0		CONFERENCE		0-0-0		1-2-0		4-2-0			
3-3-0	0-0-0	0-0-0		HOME		0-0-0		1-2-0		2-1-0			
2-1-0	0-0-0	0-0-0		AWAY		0-0-0		0-0-0		2-1-0			
0-0-0	0-0-0	0-0-0		NEUTRAL		0-0-0		0-0-0		0-0-0			
RPI	S	Opponent	Score	RPI	S	Opponent	Score	RPI	S	Opponent	Score		
16	A	North Carolina	4 17					54	A	Virginia Tech	4 12		
								54	A	Virginia Tech	1 2		
								63	H	Jacksonville	5 4		
								63	H	Jacksonville	4 8		
								63	H	Jacksonville	13 3		
								99	A	Wake Forest	1 2		
								99	H	Wake Forest	9 5		
										110	H	Elon	4 3
										113	H	Penn	10 7
										113	H	Penn	5 3
										113	H	Penn	6 5
										131	H	Western Caro.	4 24
										131	H	Western Caro.	7 5
										131	H	Western Caro.	1 2
										157	A	High Point	6 2
										157	H	High Point	11 3
										171	A	Mercer	1 8
										171	A	Mercer	9 4
										171	A	Mercer	5 3
										172	A	Winthrop	3 6
										181	N	N.C. A&T	5 8
										185	H	Furman	11 9
										185	H	Furman	2 1
										185	H	Furman	3 10
										204	H	Quinnipiac	8 2
										204	H	Quinnipiac	12 5
										272	H	Princeton	3 2
										272	H	Princeton	5 3
										272	H	Princeton	6 2
										272	H	Princeton	5 3
				LAST 10 GAMES									
				272	H	Princeton	5 3	185	H	Furman	11 9		
				113	H	Penn	5 3	185	H	Furman	3 10		
				272	H	Princeton	5 3	157	H	High Point	11 3		
				16	A	North Carolina	4 17	131	H	Western Caro.	1 2		
				185	H	Furman	2 1	131	H	Western Caro.	4 24		

Non-Div. I Games:

UNC Greensboro

Average RPI Win:		177	WON-LOST RECORD		WINNING PCT. RANK		LAST 10 GAMES		STRENGTH OF SCHEDULE		OPP. STRENGTH OF SCHEDULE		TEAM RPI		ADJ RPI		CONF. RPI		ADJ CONF. RPI					
Average RPI Loss:		95																						
DIV. I ONLY			22-11-0		.66667		44		8-2-0		163		122		94		.52995		94		15		15	
DIV. I NON-CONF.			15-9-0		.625		86		2-1-0		138		119		102		.52547		101		15		15	
TOTALS		RPI 1-25		RPI 26-50		W-L RECORDS		RPI 51-100		RPI 101-150		RPI 150+												
22-11-0		0-2-0		3-1-0		OVERALL		1-4-0		1-2-0		17-2-0												
18-5-0		0-0-0		3-1-0		HOME		0-1-0		1-2-0		14-1-0												
4-5-0		0-1-0		0-0-0		AWAY		1-3-0		0-0-0		3-1-0												
0-1-0		0-1-0		0-0-0		NEUTRAL		0-0-0		0-0-0		0-0-0												
15-9-0		0-2-0		3-1-0		NON-CONFERENCE		1-4-0		0-0-0		11-2-0												
14-3-0		0-0-0		3-1-0		HOME		0-1-0		0-0-0		11-1-0												
1-5-0		0-1-0		0-0-		AWAY		1-3-0		0-0-0		0-1-0												
0-1-0		0-1-0		0-0-0		NEUTRAL		0-0-0		0-0-0		0-0-0												
7-2-0		0-0-0		0-0-0		CONFERENCE		0-0-0		1-2-0		6-0-0												
4-2-0		0-0-0		0-0-0		HOME		0-0-0		1-2-0		3-0-0												
3-0-0		0-0-0		0-0-0		AWAY		0-0-0		0-0-0		3-0-0												
0-0-0		0-0-0		0-0-0		NEUTRAL		0-0-0		0-0-0		0-0-0												
RPI	S	Opponent		Score		RPI	S	Opponent		Score		RPI	S	Opponent		Score		RPI	S	Opponent		Score		
18	A	Clemson		1	13	27	H	UConn		4	7	71	A	Ga. Southern		1	3	110	H	Elon		6	8	
18	N	Clemson		1	4	27	H	UConn		7	2	71	H	Ga. Southern		0	8	110	H	Elon		2	7	
						27	H	UConn		7	6	82	A	Arizona		10	6	110	H	Elon		3	1	
						29	H	Coastal Caro.		8	5	82	A	Arizona		5	7	181	H	N.C. A&T		8	1	
												82	A	Arizona		5	7	181	H	N.C. A&T		0	2	
																		181	H	N.C. A&T		5	4	
																		185	H	Furman		2	1	
																		185	H	Furman		13	3	
																		185	H	Furman		3	1	
																		191	A	James Madison		6	5	
																		191	A	James Madison		10	8	
																		191	A	James Madison		5	1	
																		205	H	UNC Asheville		6	5	
																		205	H	UNC Asheville		9	0	
																		205	H	UNC Asheville		12	3	
																		227	H	Hofstra		9	0	
																		227	H	Hofstra		16	0	
																		227	H	Hofstra		7	4	
																		278	A	Charleston So.		1	9	
																		278	H	Charleston So.		7	5	
																		278	H	Charleston So.		9	7	
																		284	H	The Citadel		11	1	
LAST 10 GAMES																								
227 H Hofstra						16 0						71 A Ga. Southern						1 3						
227 H Hofstra						7 4						227 H Hofstra						9 0						
191 A James Madison						10 8						278 H Charleston So.						9 7						
191 A James Madison						6 5						284 H The Citadel						11 1						
191 A James Madison						5 1						110 H Elon						6 8						

Non-Div. I Games:

Col. of Charleston

M
a
r
i
s
t

Marist

Average RPI Win:		98	WON-LOST RECORD		WINNING PCT. RANK		LAST 10 GAMES		STRENGTH OF SCHEDULE		OPP. STRENGTH OF SCHEDULE		TEAM RPI		ADJ RPI		CONF. RPI		ADJ CONF. RPI				
Average RPI Loss:		84																					
DIV. I ONLY			17-18-0		.48571 159		6-4-0		56		54		97		.52737 97		9		9				
DIV. I NON-CONF.			11-12-0		.47826 158		3-1-0		15		38		77		.54233 77		8		8				
TOTALS		RPI 1-25		RPI 26-50		W-L RECORDS		RPI 51-100		RPI 101-150		RPI 150+											
17-18-0		1-2-0		2-4-0		OVERALL		6-8-0		6-1-0		2-3-0											
11-10-0		1-2-0		2-3-0		HOME		5-2-0		2-0-0		1-3-0											
6-8-0		0-0-0		0-1-0		AWAY		1-6-0		4-1-0		1-0-0											
0-0-0		0-0-0		0-0-0		NEUTRAL		0-0-0		0-0-0		0-0-0											
11-12-0		1-2-0		2-4-0		NON-CONFERENCE		3-5-0		4-0-0		1-1-0											
8-7-0		1-2-0		2-3-0		HOME		3-1-0		2-0-0		0-1-0											
3-5-0		0-0-0		0-0-		AWAY		0-4-0		2-0-0		1-0-0											
0-0-0		0-0-0		0-0-0		NEUTRAL		0-0-0		0-0-0		0-0-0											
6-6-0		0-0-0		0-0-0		CONFERENCE		3-3-0		2-1-0		1-2-0											
3-3-0		0-0-0		0-0-0		HOME		2-1-0		0-0-0		1-2-0											
3-3-0		0-0-0		0-0-0		AWAY		1-2-0		2-1-0		0-0-0											
0-0-0		0-0-0		0-0-0		NEUTRAL		0-0-0		0-0-0		0-0-0											
RPI	S	Opponent		Score		RPI	S	Opponent		Score		RPI	S	Opponent		Score							
23	H	Texas		1	3	38	A	Louisiana Tech		2	3	61	A	Sam Houston St.		5	7	108	A	Southeastern La.		9	8
23	H	Texas		8	6	38	H	Louisiana Tech		3	11	61	A	Sam Houston St.		8	9	108	H	Southeastern La.		8	2
23	H	Texas		5	6	42	H	Southern Miss.		6	5	61	A	Sam Houston St.		2	9	120	H	Northwestern St.		8	3
						46	H	Loyola Marymount		3	7	69	H	Maryland		2	4	133	A	McNeese		16	10
						46	H	Loyola Marymount		5	0	69	H	Maryland		2	1	134	A	Little Rock		16	10
						46	H	Loyola Marymount		1	4	69	H	Maryland		4	3	134	A	Little Rock		1	4
												72	H	Arkansas St.		6	1	134	A	Little Rock		4	2
												72	H	Arkansas St.		14	5	153	A	Nicholls St.		3	1
												72	H	Arkansas St.		6	12	163	H	New Orleans		3	10
												92	A	Tulane		3	7	198	H	Appalachian St.		5	6
												92	H	Tulane		7	6	198	H	Appalachian St.		7	4
												96	A	Troy		4	3	198	H	Appalachian St.		5	6
												96	A	Troy		4	5						
												96	A	Troy		6	10						
						LAST 10 GAMES																	
						69	H	Maryland		4	3	72	H	Arkansas St.		6	12						
						69	H	Maryland		2	1	108	H	Southeastern La.		8	2						
						38	H	Louisiana Tech		3	11	96	A	Troy		4	3						
						72	H	Arkansas St.		6	1	96	A	Troy		6	10						
						72	H	Arkansas St.		14	5	96	A	Troy		4	5						

Non-Div. I Games:

Louisiana

Average RPI Win: 149		WON-LOST	WINNING	LAST 10	STRENGTH OF		OPP. STRENGTH	TEAM	ADJ	CONF.	ADJ CONF.
Average RPI Loss: 46		RECORD	PCT. RANK	GAMES	SCHEDULE		OF SCHEDULE	RPI	RPI	RPI	RPI
DIV. I ONLY		19-13-0	.59375	92	3-7-0		157	4	98	.52731	98
DIV. I NON-CONF.		12-5-0	.70588	48	0-3-0		273	4	155	.49551	155
TOTALS		RPI 1-25	RPI 26-50		W-L RECORDS		RPI 51-100		RPI 101-150		RPI 150+
19-13-0		1-2-0	1-6-0		OVERALL		3-4-0		3-1-0		11-0-0
15-6-0		0-0-0	0-2-0		HOME		3-4-0		1-0-0		11-0-0
4-6-0		1-2-0	1-3-0		AWAY		0-0-0		2-1-0		0-0-0
0-1-0		0-0-0	0-1-0		NEUTRAL		0-0-0		0-0-0		0-0-0
12-5-0		0-0-0	0-4-0		NON-CONFERENCE		0-1-0		1-0-0		11-0-0
12-3-0		0-0-0	0-2-0		HOME		0-1-0		1-0-0		11-0-0
0-1-0		0-0-0	0-0-		AWAY		0-0-0		0-0-0		0-0-0
0-1-0		0-0-0	0-1-0		NEUTRAL		0-0-0		0-0-0		0-0-0
7-8-0		1-2-0	1-2-0		CONFERENCE		3-3-0		2-1-0		0-0-0
3-3-0		0-0-0	0-0-0		HOME		3-3-0		0-0-0		0-0-0
4-5-0		1-2-0	1-2-0		AWAY		0-0-0		2-1-0		0-0-0
0-0-0		0-0-0	0-0-0		NEUTRAL		0-0-0		0-0-0		0-0-0
RPI S	Opponent	Score	RPI S	Opponent	Score	RPI S	Opponent	Score	RPI S	Opponent	Score
19 A	NC State	0 16	28 A	Florida	7 20	54 H	Virginia Tech	0 6	104 A	Notre Dame	3 12
19 A	NC State	7 5	28 H	Florida	1 3	54 H	Virginia Tech	9 8	104 A	Notre Dame	7 1
19 A	NC State	8 9	28 N	Florida	2 4	54 H	Virginia Tech	5 2	104 A	Notre Dame	3 1
			33 H	UCF	7 9	63 H	Jacksonville	2 3	111 H	North Florida	4 3
			34 A	Miami (FL)	6 5	74 H	Boston College	0 8	171 H	Mercer	9 5
			34 A	Miami (FL)	0 4	74 H	Boston College	4 3	171 H	Mercer	5 1
			34 A	Miami (FL)	0 11	74 H	Boston College	7 10	171 H	Mercer	12 1
									173 H	FIU	9 6
									200 H	Maine	9 1
									200 H	Maine	16 3
									200 H	Maine	11 0
									200 H	Maine	6 5
									262 H	Youngstown St.	7 4
									262 H	Youngstown St.	24 2
									262 H	Youngstown St.	4 2
LAST 10 GAMES											
			54 H	Virginia Tech	5 2	34 A	Miami (FL)	6 5			
			54 H	Virginia Tech	0 6	34 A	Miami (FL)	0 4			
			262 H	Youngstown St.	24 2	34 A	Miami (FL)	0 11			
			200 H	Maine	6 5	63 H	Jacksonville	2 3			
			28 H	Florida	1 3	74 H	Boston College	0 8			

Non-Div. I Games:

Florida St.

Average RPI Win:	145	WON-LOST RECORD	WINNING PCT. RANK	LAST 10 GAMES	STRENGTH OF SCHEDULE	OPP. STRENGTH OF SCHEDULE	TEAM RPI	ADJ RPI	CONF. RPI	ADJ CONF. RPI	
Average RPI Loss:	67										
DIV. I ONLY		19-15-0	.55882 113	5-5-0	115	33	99	.52719 99	4	4	
DIV. I NON-CONF.		12-7-0	.63158 80	2-1-0	161	112	101	.52578 100	5	5	
<hr/>											
TOTALS	RPI 1-25	RPI 26-50		W-L RECORDS	RPI 51-100		RPI 101-150		RPI 150+		
19-15-0	0-4-0	0-2-0		OVERALL	7-5-0		2-3-0		10-1-0		
14-7-0	0-1-0	0-0-0		HOME	5-2-0		1-3-0		8-1-0		
4-8-0	0-3-0	0-2-0		AWAY	2-3-0		1-0-0		1-0-0		
1-0-0	0-0-0	0-0-0		NEUTRAL	0-0-0		0-0-0		1-0-0		
<hr/>											
12-7-0	0-1-0	0-2-0		NON-CONFERENCE	1-2-0		1-1-0		10-1-0		
9-3-0	0-1-0	0-0-0		HOME	1-0-0		0-1-0		8-1-0		
2-4-0	0-0-0	0-0-		AWAY	0-2-0		1-0-0		1-0-0		
1-0-0	0-0-0	0-0-0		NEUTRAL	0-0-0		0-0-0		1-0-0		
<hr/>											
7-8-0	0-3-0	0-0-0		CONFERENCE	6-3-0		1-2-0		0-0-0		
5-4-0	0-0-0	0-0-0		HOME	4-2-0		1-2-0		0-0-0		
2-4-0	0-3-0	0-0-0		AWAY	2-1-0		0-0-0		0-0-0		
0-0-0	0-0-0	0-0-0		NEUTRAL	0-0-0		0-0-0		0-0-0		
<hr/>											
RPI S	Opponent	Score	RPI S	Opponent	Score	RPI S	Opponent	Score	RPI S	Opponent	Score
10 A	Louisville	1 6	29 A	Coastal Caro.	8 14	54 H	Virginia Tech	8 3	104 H	Notre Dame	4 7
10 A	Louisville	4 5	29 A	Coastal Caro.	9 10	54 H	Virginia Tech	8 7	104 H	Notre Dame	7 8
10 A	Louisville	7 10				54 H	Virginia Tech	9 10	104 H	Notre Dame	7 4
25 H	Illinois	2 5				62 A	Liberty	3 9	110 A	Elon	13 7
						74 H	Boston College	3 5	110 H	Elon	3 6
						74 H	Boston College	22 9	157 H	High Point	14 9
						74 H	Boston College	13 3	185 H	Furman	5 1
						80 A	Duke	5 4	185 H	Furman	11 2
						80 A	Duke	9 8	185 N	Furman	13 7
						80 A	Duke	2 16	186 H	Charlotte	14 6
						93 A	UNC Greensboro	5 9	198 A	Appalachian St.	10 6
						93 H	UNC Greensboro	2 1	198 H	Appalachian St.	5 4
									204 H	Quinnipiac	6 8
									204 H	Quinnipiac	15 5
									253 H	Sacred Heart	14 1
									285 H	Georgetown	5 3
<hr/>											
			LAST 10 GAMES								
			54 H	Virginia Tech	8 7	157 H	High Point	14 9			
			54 H	Virginia Tech	8 3	54 H	Virginia Tech	9 10			
			10 A	Louisville	7 10	198 A	Appalachian St.	10 6			
			10 A	Louisville	1 6	10 A	Louisville	4 5			
			104 H	Notre Dame	4 7	93 A	UNC Greensboro	5 9			

Non-Div. I Games:

Wake Forest

Average RPI Win:	158	WON-LOST RECORD	WINNING PCT. RANK	LAST 10 GAMES	STRENGTH OF SCHEDULE	OPP. STRENGTH OF SCHEDULE	TEAM RPI	ADJ RPI	CONF. RPI	ADJ CONF. RPI
DIV. I ONLY		14-17-0	.45161 179	2-8-0	23	128	100	.52656 100	9	9
DIV. I NON-CONF.		10-9-0	.52632 143	1-2-0	40	164	94	.52749 94	8	8
<hr/>										
TOTALS	RPI 1-25	RPI 26-50		W-L RECORDS	RPI 51-100		RPI 101-150		RPI 150+	
14-17-0	1-4-0	2-5-0		OVERALL	3-6-0		0-1-0		8-1-0	
11-8-0	0-1-0	1-5-0		HOME	2-1-0		0-1-0		8-0-0	
3-9-0	1-3-0	1-0-0		AWAY	1-5-0		0-0-0		0-1-0	
0-0-0	0-0-0	0-0-0		NEUTRAL	0-0-0		0-0-0		0-0-0	
10-9-0	1-4-0	1-3-0		NON-CONFERENCE	0-0-0		0-1-0		8-1-0	
8-5-0	0-1-0	0-3-0		HOME	0-0-0		0-1-0		8-0-0	
2-4-0	1-3-0	1-0-		AWAY	0-0-0		0-0-0		0-1-0	
0-0-0	0-0-0	0-0-0		NEUTRAL	0-0-0		0-0-0		0-0-0	
4-8-0	0-0-0	1-2-0		CONFERENCE	3-6-0		0-0-0		0-0-0	
3-3-0	0-0-0	1-2-0		HOME	2-1-0		0-0-0		0-0-0	
1-5-0	0-0-0	0-0-0		AWAY	1-5-0		0-0-0		0-0-0	
0-0-0	0-0-0	0-0-0		NEUTRAL	0-0-0		0-0-0		0-0-0	
<hr/>										
RPI S	Opponent	Score		RPI S	Opponent	Score		RPI S	Opponent	Score
9 A	LSU	0	2	29 H	Coastal Caro.	4	9	67 H	Texas St.	10 7
12 H	Auburn	2	6	29 H	Coastal Caro.	8	4	67 H	Texas St.	1 0
18 A	Clemson	2	7	29 H	Coastal Caro.	5	14	67 H	Texas St.	2 8
18 A	Clemson	2	6	42 A	Southern Miss.	15	6	72 A	Arkansas St.	0 6
18 A	Clemson	4	3	44 H	Alabama	5	10	72 A	Arkansas St.	11 6
				44 H	Alabama	3	7	72 A	Arkansas St.	1 8
				44 H	Alabama	1	6	78 A	UT Arlington	3 6
								78 A	UT Arlington	7 9
								78 A	UT Arlington	5 11
										</

Non-Div. I Games:

South Alabama

Average RPI Win:		194	WON-LOST RECORD		WINNING PCT. RANK	LAST 10 GAMES	STRENGTH OF SCHEDULE		OPP. STRENGTH OF SCHEDULE	TEAM RPI	ADJ RPI	CONF. RPI	ADJ CONF. RPI				
Average RPI Loss:		120															
DIV. I ONLY			21-11-0		.65625	52	6-4-0		173	184	101	.52612	101	23	23		
DIV. I NON-CONF.			14-9-0		.6087	93	1-2-0		246	149	158	.49292	158	22	22		
TOTALS		RPI 1-25		RPI 26-50		W-L RECORDS		RPI 51-100		RPI 101-150		RPI 150+					
21-11-0		1-2-0		0-0-0		OVERALL		1-1-0		6-5-0		13-3-0					
18-3-0		0-0-0		0-0-0		HOME		1-0-0		4-2-0		13-1-0					
3-8-0		1-2-0		0-0-0		AWAY		0-1-0		2-3-0		0-2-0					
0-0-0		0-0-0		0-0-0		NEUTRAL		0-0-0		0-0-0		0-0-0					
14-9-0		1-2-0		0-0-0		NON-CONFERENCE		1-1-0		2-3-0		10-3-0					
13-2-0		0-0-0		0-0-0		HOME		1-0-0		2-1-0		10-1-0					
1-7-0		1-2-0		0-0-		AWAY		0-1-0		0-2-0		0-2-0					
0-0-0		0-0-0		0-0-0		NEUTRAL		0-0-0		0-0-0		0-0-0					
7-2-0		0-0-0		0-0-0		CONFERENCE		0-0-0		4-2-0		3-0-0					
5-1-0		0-0-0		0-0-0		HOME		0-0-0		2-1-0		3-0-0					
2-1-0		0-0-0		0-0-0		AWAY		0-0-0		2-1-0		0-0-0					
0-0-0		0-0-0		0-0-0		NEUTRAL		0-0-0		0-0-0		0-0-0					
RPI	S	Opponent		Score		RPI	S	Opponent		Score		RPI	S	Opponent		Score	
1	A	UCLA		1	2							70	A	Saint Mary's (CA)		1	10
1	A	UCLA		2	1							76	H	California		6	0
1	A	UCLA		0	6									Pacific		3	6
														Pacific		3	11
														Pacific		5	2
														Pacific		2	6
														California Baptist		21	10
														California Baptist		5	6
														California Baptist		1	0
														San Jose St.		7	2
														UTRGV		5	4
														UTRGV		7	1
														UTRGV		3	5
														Nevada		2	6
														North Dakota St.		2	1
														North Dakota St.		1	9
														North Dakota St.		8	3
														CSU Bakersfield		5	4
														CSU Bakersfield		10	7
														CSU Bakersfield		4	3
														UC Davis		8	2
														Santa Clara		0	11
														Rider		6	3
														Rider		5	4
														Rider		7	0
														Towson		5	0
														Towson		13	4
														Towson		12	2
														Towson		1	0
LAST 10 GAMES																	
277	H	Towson		1	0	221	H	CSU Bakersfield		4	3	269	H	Rider		5	4
277	H	Towson		12	2	161	A	Nevada		2	6	277	H	Towson		5	0
268	A	Santa Clara		0	11	121	A	California Baptist		1	0	277	H	Towson		13	4
221	H	CSU Bakersfield		5	4	121	A	California Baptist		5	6	277	H	Towson		12	2
221	H	CSU Bakersfield		10	7	121	A	California Baptist		21	10	277	H	Towson		1	0

Non-Div. I Games:

Sacramento St.

Average RPI Win:	156	WON-LOST	WINNING	LAST 10	STRENGTH OF	OPP. STRENGTH	TEAM	ADJ	CONF.	ADJ CONF.	
Average RPI Loss:	143	RECORD	PCT. RANK	GAMES	SCHEDULE	OF SCHEDULE	RPI	RPI	RPI	RPI	
DIV. I ONLY	20-11-0	.64516	54	6-4-0	200	119	102	.52575	102	25	25
DIV. I NON-CONF.	13-6-0	.68421	55	3-1-0	111	25	33	.57706	33	21	21
<hr/>											
TOTALS	RPI 1-25	RPI 26-50		W-L RECORDS	RPI 51-100		RPI 101-150		RPI 150+		
20-11-0	2-1-0	2-2-0		OVERALL	1-1-0		4-2-0		11-5-0		
10-3-0	0-0-0	0-0-0		HOME	0-1-0		2-0-0		8-2-0		
9-6-0	2-1-0	2-2-0		AWAY	1-0-0		1-0-0		3-3-0		
1-2-0	0-0-0	0-0-0		NEUTRAL	0-0-0		1-2-0		0-0-0		
13-6-0	2-1-0	2-2-0		NON-CONFERENCE	1-1-0		4-2-0		4-0-0		
6-1-0	0-0-0	0-0-0		HOME	0-1-0		2-0-0		4-0-0		
6-3-0	2-1-0	2-0-		AWAY	1-0-0		1-0-0		0-0-0		
1-2-0	0-0-0	0-0-0		NEUTRAL	0-0-0		1-2-0		0-0-0		
7-5-0	0-0-0	0-0-0		CONFERENCE	0-0-0		0-0-0		7-5-0		
4-2-0	0-0-0	0-0-0		HOME	0-0-0		0-0-0		4-2-0		
3-3-0	0-0-0	0-0-0		AWAY	0-0-0		0-0-0		3-3-0		
0-0-0	0-0-0	0-0-0		NEUTRAL	0-0-0		0-0-0		0-0-0		
RPI	S	Opponent	Score	RPI	S	Opponent	Score	RPI	S	Opponent	Score
11	A	East Carolina	12 4	31	A	Indiana	15 4	87	A	Xavier	10 0
20	A	Ole Miss	1 10	32	A	Oklahoma St.	5 4	87	H	Xavier	8 9
20	A	Ole Miss	9 5	32	A	Oklahoma St.	0 4				
				32	A	Oklahoma St.	5 17				

Non-Div. I Games: Northwestern Ohio 8 1

Wright St.

Average RPI Win: 196		WON-LOST	WINNING	LAST 10	STRENGTH OF		OPP. STRENGTH	TEAM	ADJ	CONF.	ADJ CONF.
Average RPI Loss: 81		RECORD	PCT. RANK	GAMES	SCHEDULE		OF SCHEDULE	RPI	RPI	RPI	RPI
DIV. I ONLY		17-15-0	.53125	127	4-6-0		148	147	103	.52403	103
DIV. I NON-CONF.		15-8-0	.65217	72	2-1-0		261	212	120	.51216	120
TOTALS		RPI 1-25	RPI 26-50		W-L RECORDS		RPI 51-100		RPI 101-150		RPI 150+
17-15-0		1-2-0	0-6-0		OVERALL		3-4-0		1-0-0		12-3-0
2-3-0		0-0-0	0-0-0		HOME		2-3-0		0-0-0		0-0-0
4-11-0		1-2-0	0-6-0		AWAY		1-1-0		0-0-0		2-2-0
11-1-0		0-0-0	0-0-0		NEUTRAL		0-0-0		1-0-0		10-1-0
15-8-0		0-0-0	0-3-0		NON-CONFERENCE		2-2-0		1-0-0		12-3-0
1-1-0		0-0-0	0-0-0		HOME		1-1-0		0-0-0		0-0-0
3-6-0		0-0-0	0-0-0		AWAY		1-1-0		0-0-0		2-2-0
11-1-0		0-0-0	0-0-0		NEUTRAL		0-0-0		1-0-0		10-1-0
2-7-0		1-2-0	0-3-0		CONFERENCE		1-2-0		0-0-0		0-0-0
1-2-0		0-0-0	0-0-0		HOME		1-2-0		0-0-0		0-0-0
1-5-0		1-2-0	0-3-0		AWAY		0-0-0		0-0-0		0-0-0
0-0-0		0-0-0	0-0-0		NEUTRAL		0-0-0		0-0-0		0-0-0
RPI S	Opponent	Score	RPI S	Opponent	Score	RPI S	Opponent	Score	RPI S	Opponent	Score
8 A	Texas Tech	4 5	41 A	St. John's (NY)	0 1	53 A	Wichita St.	2 3	115 N	Ball St.	6 1
8 A	Texas Tech	13 9	41 A	St. John's (NY)	1 3	53 H	Wichita St.	1 9	229 N	Saint Joseph's	7 5
8 A	Texas Tech	4 19	41 A	St. John's (NY)	3 11	55 H	Baylor	2 8	234 N	Seton Hall	7 4
			47 A	Oklahoma	1 5	55 H	Baylor	0 8	235 A	USC Upstate	9 5
			47 A	Oklahoma	3 4	55 H	Baylor	12 7	235 A	USC Upstate	4 6
			47 A	Oklahoma	5 10	88 A	Missouri St.	9 5	235 A	USC Upstate	3 4
						88 H	Missouri St.	11 6	235 A	USC Upstate	5 3
									238 N	Central Conn. St.	10 8
									246 N	Texas Southern	19 13
									246 N	Texas Southern	3 8
									246 N	Texas Southern	7 1
									246 N	Texas Southern	1 0
									263 N	Northern Ill.	7 2
									263 N	Northern Ill.	8 1
									263 N	Northern Ill.	3 1
									285 N	Georgetown	6 2
LAST 10 GAMES											
			55 H	Baylor	0 8	8 A	Texas Tech	13 9			
			55 H	Baylor	2 8	8 A	Texas Tech	4 19			
			246 N	Texas Southern	7 1	8 A	Texas Tech	4 5			
			246 N	Texas Southern	3 8	53 H	Wichita St.	1 9			
			88 H	Missouri St.	11 6	55 H	Baylor	12 7			

Non-Div. I Games:

Kansas

Average RPI Win: 136		WON-LOST RECORD		WINNING PCT. RANK		LAST 10 GAMES		STRENGTH OF SCHEDULE		OPP. STRENGTH OF SCHEDULE		TEAM RPI		ADJ RPI		CONF. RPI		ADJ CONF. RPI	
DIV. I ONLY		12-18-0		.4 210		3-7-0		36		118		104		.52388 104		4		4	
DIV. I NON-CONF.		5-10-0		.33333 214		1-2-0		134		230		213		.46256 213		5		5	
TOTALS		RPI 1-25		RPI 26-50		W-L RECORDS		RPI 51-100		RPI 101-150		RPI 150+							
12-18-0		3-3-0		0-3-0		OVERALL		5-6-0		0-5-0		4-1-0							
3-6-0		0-0-0		0-0-0		HOME		2-4-0		0-2-0		1-0-0							
6-8-0		3-3-0		0-3-0		AWAY		2-1-0		0-1-0		1-0-0							
3-4-0		0-0-0		0-0-0		NEUTRAL		1-1-0		0-2-0		2-1-0							
5-10-0		0-0-0		0-3-0		NON-CONFERENCE		1-1-0		0-5-0		4-1-0							
1-2-0		0-0-0		0-0-0		HOME		0-0-0		0-2-0		1-0-0							
1-4-0		0-0-0		0-0-		AWAY		0-0-0		0-1-0		1-0-0							
3-4-0		0-0-0		0-0-0		NEUTRAL		1-1-0		0-2-0		2-1-0							
7-8-0		3-3-0		0-0-0		CONFERENCE		4-5-0		0-0-0		0-0-0							
2-4-0		0-0-0		0-0-0		HOME		2-4-0		0-0-0		0-0-0							
5-4-0		3-3-0		0-0-0		AWAY		2-1-0		0-0-0		0-0-0							
0-0-0		0-0-0		0-0-0		NEUTRAL		0-0-0		0-0-0		0-0-0							
RPI S	Opponent		Score		RPI S	Opponent		Score		RPI S	Opponent		Score		RPI S	Opponent		Score	
13 A	Georgia Tech		2 11		30 A	Arizona St.		1 10		90 N	Incarnate Word		2 1		115 N	Ball St.		2 6	
13 A	Georgia Tech		9 6		30 A	Arizona St.		5 16		90 N	Incarnate Word		7 15		115 N	Ball St.		0 2	
13 A	Georgia Tech		7 8		30 A	Arizona St.		7 20		91 H	Virginia		5 6		131 A	Western Caro.		9 16	
18 A	Clemson		1 5							91 H	Virginia		5 2		135 H	Central Mich.		7 17	
18 A	Clemson		9 2							91 H	Virginia		7 12		147 H	Michigan St.		2 3	
18 A	Clemson		4 2							98 H	Florida St.		1 7		264 H	Chicago St.		6 3	
										98 H	Florida St.		1 3		278 A	Charleston So.		7 0	
										98 H	Florida St.		12 3		278 N	Charleston So.		7 4	
										99 A	Wake Forest		7 4		280 N	Eastern Mich.		2 4	
										99 A	Wake Forest		4 7		280 N	Eastern Mich.		11 3	
										99 A	Wake Forest		8 7						
LAST 10 GAMES																			
					91 H	Virginia		7 12		135 H	Central Mich.		7 17						
					91 H	Virginia		5 6		13 A	Georgia Tech		7 8						
					99 A	Wake Forest		7 4		13 A	Georgia Tech		2 11						
					147 H	Michigan St.		2 3		13 A	Georgia Tech		9 6						
					91 H	Virginia		5 2		264 H	Chicago St.		6 3						

Non-Div. I Games:

Notre Dame

Average RPI Win: 123		WON-LOST	WINNING	LAST 10	STRENGTH OF	OPP. STRENGTH	TEAM	ADJ	CONF.	ADJ CONF.													
Average RPI Loss: 44		RECORD	PCT. RANK	GAMES	SCHEDULE	OF SCHEDULE	RPI	RPI	RPI	RPI													
DIV. I ONLY		8-18-0	.30769	252	1-9-0	22	13	105	.52379	105	2	2											
DIV. I NON-CONF.		7-7-0	.5	150	1-0-0	85	63	82	.53875	81	2	2											
<hr/>																							
TOTALS		RPI 1-25		RPI 26-50		W-L RECORDS		RPI 51-100		RPI 101-150		RPI 150+											
8-18-0		0-10-0		1-1-0		OVERALL		2-5-0		3-2-0		2-0-0											
1-4-0		0-3-0		1-1-0		HOME		0-0-0		0-0-0		0-0-0											
3-12-0		0-7-0		0-0-0		AWAY		2-4-0		1-1-0		0-0-0											
4-2-0		0-0-0		0-0-0		NEUTRAL		0-1-0		2-1-0		2-0-0											
7-7-0		0-1-0		1-1-0		NON-CONFERENCE		1-3-0		3-2-0		2-0-0											
1-1-0		0-0-0		1-1-0		HOME		0-0-0		0-0-0		0-0-0											
2-4-0		0-1-0		0-0-		AWAY		1-2-0		1-1-0		0-0-0											
4-2-0		0-0-0		0-0-0		NEUTRAL		0-1-0		2-1-0		2-0-0											
1-11-0		0-9-0		0-0-0		CONFERENCE		1-2-0		0-0-0		0-0-0											
0-3-0		0-3-0		0-0-0		HOME		0-0-0		0-0-0		0-0-0											
1-8-0		0-6-0		0-0-0		AWAY		1-2-0		0-0-0		0-0-0											
0-0-0		0-0-0		0-0-0		NEUTRAL		0-0-0		0-0-0		0-0-0											
RPI	S	Opponent		Score		RPI	S	Opponent		Score		RPI	S	Opponent		Score							
3	A	Oregon St.		2	3	37	H	BYU		8	6	67	A	Texas St.		3	8	102	N	Wright St.		12	8
3	A	Oregon St.		2	6	43	H	Gonzaga		3	5	75	A	San Diego		6	5	109	A	Grand Canyon		2	11
3	A	Oregon St.		0	11							82	A	Arizona		7	18	112	A	UNLV		16	7
7	A	Stanford		6	7							82	A	Arizona		21	10	129	N	Kansas St.		4	6
7	A	Stanford		3	7							82	A	Arizona		0	8	131	N	Western Caro.		14	0
7	A	Stanford		4	7							83	A	San Diego St.		2	3	161	N	Nevada		6	3
11	A	East Carolina		6	7							88	N	Missouri St.		2	6	287	N	Niagara		10	6
24	H	Oregon		6	9																		
24	H	Oregon		3	6																		
24	H	Oregon		4	9																		
LAST 10 GAMES																							
3	A	Oregon St.		0	11	37	H	BYU		8	6	24	H	Oregon		4	9	7	A	Stanford		3	7
24	H	Oregon		6	9							7	A	Stanford		6	7						
24	H	Oregon		3	6							7	A	Stanford		4	7						
3	A	Oregon St.		2	3																		
3	A	Oregon St.		2	6																		

Non-Div. I Games:

Utah

Average RPI Win: 177		WON-LOST RECORD		WINNING PCT. RANK		LAST 10 GAMES		STRENGTH OF SCHEDULE		OPP. STRENGTH OF SCHEDULE		TEAM RPI		ADJ RPI		CONF. RPI		ADJ CONF. RPI	
DIV. I ONLY		21-12-0		.63636 61		8-2-0		155		139		106		.52368 106		12		12	
DIV. I NON-CONF.		11-7-0		.61111 92		1-0-0		144		192		125		.50999 125		13		13	
TOTALS		RPI 1-25		RPI 26-50		W-L RECORDS		RPI 51-100		RPI 101-150		RPI 150+							
21-12-0		0-1-0		0-1-0		OVERALL		5-3-0		1-2-0		15-5-0							
17-6-0		0-0-0		0-1-0		HOME		2-2-0		1-1-0		14-2-0							
4-6-0		0-1-0		0-0-0		AWAY		3-1-0		0-1-0		1-3-0							
0-0-0		0-0-0		0-0-0		NEUTRAL		0-0-0		0-0-0		0-0-0							
11-7-0		0-1-0		0-1-0		NON-CONFERENCE		3-2-0		1-2-0		7-1-0							
10-4-0		0-0-0		0-1-0		HOME		2-2-0		1-1-0		7-0-0							
1-3-0		0-1-0		0-0-		AWAY		1-0-0		0-1-0		0-1-0							
0-0-0		0-0-0		0-0-0		NEUTRAL		0-0-0		0-0-0		0-0-0							
10-5-0		0-0-0		0-0-0		CONFERENCE		2-1-0		0-0-0		8-4-0							
7-2-0		0-0-0		0-0-0		HOME		0-0-0		0-0-0		7-2-0							
3-3-0		0-0-0		0-0-0		AWAY		2-1-0		0-0-0		1-2-0							
0-0-0		0-0-0		0-0-0		NEUTRAL		0-0-0		0-0-0		0-0-0							
RPI	S	Opponent		Score		RPI	S	Opponent		Score		RPI	S	Opponent		Score			
14	A	Texas A&M		2	12	37	H	BYU		2	6	67	A	Texas St.		12	5		
												78	H	UT Arlington		9	3		
												78	H	UT Arlington		3	7		
												78	H	UT Arlington		5	1		
												78	H	UT Arlington		9	10		
												90	A	Incarnate Word		13	6		
												90	A	Incarnate Word		5	6		
												90	A	Incarnate Word		11	6		

Non-Div. I Games:	Houston-Victoria	8	5	Houston-Victoria	8	1
-------------------	------------------	---	---	------------------	---	---

A&M-Corpus Christi

Average RPI Win:		174	WON-LOST RECORD		WINNING PCT. RANK		LAST 10 GAMES		STRENGTH OF SCHEDULE		OPP. STRENGTH OF SCHEDULE		TEAM RPI		ADJ RPI		CONF. RPI		ADJ CONF. RPI								
Average RPI Loss:		76																									
DIV. I ONLY			18-14-0		.5625 105		5-5-0		133		120		107		.52287 107		6		6								
DIV. I NON-CONF.			11-9-0		.55 128		1-2-0		154		122		119		.51227 119		9		9								
TOTALS		RPI 1-25		RPI 26-50		W-L RECORDS		RPI 51-100		RPI 101-150		RPI 150+															
18-14-0		0-2-0		1-2-0		OVERALL		4-7-0		3-2-0		10-1-0															
12-4-0		0-1-0		1-2-0		HOME		2-1-0		2-0-0		7-0-0															
5-8-0		0-1-0		0-0-0		AWAY		2-6-0		0-0-0		3-1-0															
1-2-0		0-0-0		0-0-0		NEUTRAL		0-0-0		1-2-0		0-0-0															
11-9-0		0-2-0		0-0-0		NON-CONFERENCE		1-4-0		3-2-0		7-1-0															
9-1-0		0-1-0		0-0-0		HOME		0-0-0		2-0-0		7-0-0															
1-6-0		0-1-0		0-0-		AWAY		1-4-0		0-0-0		0-1-0															
1-2-0		0-0-0		0-0-0		NEUTRAL		0-0-0		1-2-0		0-0-0															
7-5-0		0-0-0		1-2-0		CONFERENCE		3-3-0		0-0-0		3-0-0															
3-3-0		0-0-0		1-2-0		HOME		2-1-0		0-0-0		0-0-0															
4-2-0		0-0-0		0-0-0		AWAY		1-2-0		0-0-0		3-0-0															
0-0-0		0-0-0		0-0-0		NEUTRAL		0-0-0		0-0-0		0-0-0															
RPI	S	Opponent		Score		RPI	S	Opponent		Score		RPI	S	Opponent		Score											
7	A	Stanford		3	8	46	H	Loyola Marymount		1	2	57	A	Fresno St.		6	8	122	H	San Jose St.		6	3				
7	H	Stanford		1	11	46	H	Loyola Marymount		5	6	75	A	San Diego		10	4	122	H	San Jose St.		12	6				
						46	H	Loyola Marymount		3	2	75	A	San Diego		3	10	129	N	Kansas St.		5	11				
												75	A	San Diego		4	6	129	N	Kansas St.		0	7				
												76	A	California		7	10	129	N	Kansas St.		3	1				
												83	A	San Diego St.		3	6	161	A	Nevada		3	7				
												83	A	San Diego St.		4	8	192	H	UC Riverside		4	3				
												83	A	San Diego St.		9	8	192	H	UC Riverside		8	2				
												84	H	Portland		5	4	221	H	CSU Bakersfield		3	2				
												84	H	Portland		2	1	221	H	CSU Bakersfield		2	0				
												84	H	Portland		2	20	221	H	CSU Bakersfield		12	1				
																		268	A	Santa Clara		4	1				
																		268	A	Santa Clara		6	4				
																		268	A	Santa Clara		10	0				
																		269	H	Rider		5	0				
																		269	H	Rider		5	4				
						LAST 10 GAMES																					
						7 H Stanford						1	11	268 A Santa Clara						4	1						
						46 H Loyola Marymount						5	6	268 A Santa Clara						6	4						
						46 H Loyola Marymount						3	2	268 A Santa Clara						10	0						
						46 H Loyola Marymount						1	2	161 A Nevada						3	7						
						122 H San Jose St.						6	3	75 A San Diego						4	6						

Non-Div. I Games:

San Francisco

Average RPI Win:		149	WON-LOST RECORD		WINNING PCT. RANK		LAST 10 GAMES		STRENGTH OF SCHEDULE		OPP. STRENGTH OF SCHEDULE		TEAM RPI		ADJ RPI		CONF. RPI		ADJ CONF. RPI	
DIV. I ONLY			16-17-0		.48485 160		5-5-0		74		82		108		.52268 108		12		12	
DIV. I NON-CONF.			8-13-0		.38095 202		1-3-0		37		58		122		.51178 122		13		13	
TOTALS		RPI 1-25		RPI 26-50		W-L RECORDS		RPI 51-100		RPI 101-150		RPI 150+								
16-17-0		0-2-0		1-5-0		OVERALL		2-5-0		4-1-0		9-4-0								
9-8-0		0-0-0		0-3-0		HOME		0-2-0		4-1-0		5-2-0								
7-9-0		0-2-0		1-2-0		AWAY		2-3-0		0-0-0		4-2-0								
0-0-0		0-0-0		0-0-0		NEUTRAL		0-0-0		0-0-0		0-0-0								
8-13-0		0-2-0		1-5-0		NON-CONFERENCE		2-5-0		4-1-0		1-0-0								
5-6-0		0-0-0		0-3-0		HOME		0-2-0		4-1-0		1-0-0								
3-7-0		0-2-0		1-0-		AWAY		2-3-0		0-0-0		0-0-0								
0-0-0		0-0-0		0-0-0		NEUTRAL		0-0-0		0-0-0		0-0-0								
8-4-0		0-0-0		0-0-0		CONFERENCE		0-0-0		0-0-0		8-4-0								
4-2-0		0-0-0		0-0-0		HOME		0-0-0		0-0-0		4-2-0								
4-2-0		0-0-0		0-0-0		AWAY		0-0-0		0-0-0		4-2-0								
0-0-0		0-0-0		0-0-0		NEUTRAL		0-0-0		0-0-0		0-0-0								
RPI	S	Opponent		Score		RPI	S	Opponent		Score		RPI	S	Opponent		Score				
9	A	LSU		5	6	32	A	Oklahoma St.		1	5	92	H	Tulane		14	15			
17	A	Mississippi St.		0	12	32	A	Oklahoma St.		0	9	96	A	Troy		2	5			
						32	A	Oklahoma St.		5	3	96	A	Troy		3	8			
						38	H	Louisiana Tech		11	15	96	A	Troy		19	4			
						38	H	Louisiana Tech		8	13	97	A	Louisiana		2	8			
						38	H	Louisiana Tech		8	12	97	H	Louisiana		8	9			
												100	A	South Alabama		1	0			
LAST 10 GAMES						LAST 10 GAMES														
163 A New Orleans 4 7						92 H Tulane 14 15														
163 A New Orleans 7 6						163 A New Orleans 7 1														
180 H Central Ark. 3 2						97 A Louisiana 2 8														
96 A Troy 19 4						162 A SFA 2 4														
96 A Troy 3 8						162 A SFA 11 3														

Non-Div. I Games:

Southeastern La.

Average RPI Win: 127		WON-LOST	WINNING	LAST 10	STRENGTH OF		OPP. STRENGTH	TEAM	ADJ	CONF.	ADJ CONF.			
Average RPI Loss: 77		RECORD	PCT. RANK	GAMES	SCHEDULE		OF SCHEDULE	RPI	RPI	RPI	RPI			
DIV. I ONLY		17-15-0	.53125	127	6-4-0		116	51	109	.52224	109	23	23	
DIV. I NON-CONF.		12-11-0	.52174	147	2-1-0		126	1	113	.51947	113	22	22	
TOTALS		RPI 1-25	RPI 26-50		W-L RECORDS		RPI 51-100		RPI 101-150		RPI 150+			
17-15-0		0-4-0	1-2-0		OVERALL		6-4-0		5-4-0		5-1-0			
9-9-0		0-4-0	0-0-0		HOME		4-2-0		4-2-0		1-1-0			
8-5-0		0-0-0	1-2-0		AWAY		2-1-0		1-2-0		4-0-0			
0-1-0		0-0-0	0-0-0		NEUTRAL		0-1-0		0-0-0		0-0-0			
12-11-0		0-4-0	1-2-0		NON-CONFERENCE		6-4-0		3-0-0		2-1-0			
8-7-0		0-4-0	0-0-0		HOME		4-2-0		3-0-0		1-1-0			
4-3-0		0-0-0	1-0-		AWAY		2-1-0		0-0-0		1-0-0			
0-1-0		0-0-0	0-0-0		NEUTRAL		0-1-0		0-0-0		0-0-0			
5-4-0		0-0-0	0-0-0		CONFERENCE		0-0-0		2-4-0		3-0-0			
1-2-0		0-0-0	0-0-0		HOME		0-0-0		1-2-0		0-0-0			
4-2-0		0-0-0	0-0-0		AWAY		0-0-0		1-2-0		3-0-0			
0-0-0		0-0-0	0-0-0		NEUTRAL		0-0-0		0-0-0		0-0-0			
RPI	S	Opponent	Score		RPI	S	Opponent	Score		RPI	S	Opponent	Score	
7	H	Stanford	4	14	50	A	TCU	4	1	105	H	Utah	11	2
25	H	Illinois	2	5	50	A	TCU	5	6	112	H	UNLV	11	5
25	H	Illinois	2	9	50	A	TCU	9	17	115	H	Ball St.	12	2
25	H	Illinois	3	6						121	H	California Baptist	3	0
										121	H	California Baptist	1	4
										121	H	California Baptist	0	8
										127	A	New Mexico St.	2	9
										127	A	New Mexico St.	4	9
										127	A	New Mexico St.	7	4
										161	A	Nevada	8	2
										161	H	Nevada	3	2
										192	H	UC Riverside	3	5
										260	A	Utah Valley	14	4
										260	A	Utah Valley	9	4
										260	A	Utah Valley	11	4
LAST 10 GAMES														
	82	H	Arizona	13	14		260	A	Utah Valley	14	4			
	127	A	New Mexico St.	2	9		260	A	Utah Valley	11	4			
	127	A	New Mexico St.	4	9		260	A	Utah Valley	9	4			
	127	A	New Mexico St.	7	4		161	A	Nevada	8	2			
	112	H	UNLV	11	5		121	H	California Baptist	1	4			

Non-Div. I Games:

Grand Canyon

Non-Div. I Games:

Tie, Loss, Non-Conf,S Site, H Home, A Away, N Neutral Page 110

Average RPI Win:	139	WON-LOST RECORD	WINNING PCT. RANK	LAST 10 GAMES	STRENGTH OF SCHEDULE	OPP. STRENGTH OF SCHEDULE	TEAM RPI	ADJ RPI	CONF. RPI	ADJ CONF. RPI					
DIV. I ONLY		18-16-0	.52941	131	3-7-0	37	212	111	.52201	111	14	14			
DIV. I NON-CONF.		14-11-0	.56	120	0-2-0	102	214	135	.50662	135	17	17			
<hr/>															
TOTALS	RPI 1-25	RPI 26-50		W-L RECORDS		RPI 51-100		RPI 101-150		RPI 150+					
18-16-0	0-1-0	3-2-0		OVERALL		4-5-0		1-1-0		10-7-0					
15-9-0	0-0-0	2-1-0		HOME		4-1-0		1-0-0		8-7-0					
2-5-0	0-0-0	1-1-0		AWAY		0-4-0		0-0-0		1-0-0					
1-2-0	0-1-0	0-0-0		NEUTRAL		0-0-0		0-1-0		1-0-0					
<hr/>															
14-11-0	0-1-0	3-2-0		NON-CONFERENCE		2-1-0		1-1-0		8-6-0					
11-7-0	0-0-0	2-1-0		HOME		2-0-0		1-0-0		6-6-0					
2-2-0	0-0-0	1-0-		AWAY		0-1-0		0-0-0		1-0-0					
1-2-0	0-1-0	0-0-0		NEUTRAL		0-0-0		0-1-0		1-0-0					
<hr/>															
4-5-0	0-0-0	0-0-0		CONFERENCE		2-4-0		0-0-0		2-1-0					
4-2-0	0-0-0	0-0-0		HOME		2-1-0		0-0-0		2-1-0					
0-3-0	0-0-0	0-0-0		AWAY		0-3-0		0-0-0		0-0-0					
0-0-0	0-0-0	0-0-0		NEUTRAL		0-0-0		0-0-0		0-0-0					
<hr/>															
RPI	S	Opponent	Score	RPI	S	Opponent	Score	RPI	S	Opponent	Score				
15	N	Tennessee	2 10	26	H	Missouri	5 4	62	A	Liberty	2 8	118	H	South Fla.	7 2
				26	H	Missouri	4 5	62	A	Liberty	2 6	146	N	La.-Monroe	4 7
				26	H	Missouri	4 2	62	A	Liberty	3 4	158	H	FGCU	7 4
				28	A	Florida	7 1	63	H	Jacksonville	3 2	158	H	FGCU	14 8
				33	A	UCF	0 5	63	H	Jacksonville	11 3	158	H	FGCU	2 5
								63	H	Jacksonville	8 10	183	H	Fordham	6 8
								68	H	Fla. Atlantic	9 8	183	H	Fordham	7 4
								68	H	Fla. Atlantic	7 5	183	H	Fordham	4 3
								98	A	Florida St.	3 4	183	H	Fordham	5 8
												197	N	Western Ky.	9 2
												216	H	Columbia	7 11
												216	H	Columbia	6 4
												216	H	Columbia	1 2
												216	H	Columbia	11 4
												241	H	Western Mich.	11 2
												241	H	Western Mich.	1 10
												241	H	Western Mich.	10 4
												251	A	Bethune-Cookman	3 1
												251	H	Bethune-Cookman	2 6
<hr/>															
				LAST 10 GAMES											
				183	H	Fordham	7 4	63	H	Jacksonville	3 2				
				241	H	Western Mich.	10 4	251	H	Bethune-Cookman	2 6				
				216	H	Columbia	6 4	62	A	Liberty	2 6				
				63	H	Jacksonville	11 3	62	A	Liberty	2 8				
				63	H	Jacksonville	8 10	62	A	Liberty	3 4				

Non-Div. I Games:

North Florida

Average RPI Win:	140	WON-LOST RECORD	WINNING PCT. RANK	LAST 10 GAMES	STRENGTH OF SCHEDULE	OPP. STRENGTH OF SCHEDULE	TEAM RPI	ADJ RPI	CONF. RPI	ADJ CONF. RPI		
DIV. I ONLY		20-15-0	.57143	101	6-4-0	128	90	112	.52148	112	10	10
DIV. I NON-CONF.		13-7-0	.65	76	3-1-0	132	77	90	.53121	90	10	10
<hr/>												
TOTALS	RPI 1-25	RPI 26-50		W-L RECORDS		RPI 51-100		RPI 101-150		RPI 150+		
20-15-0	2-3-0	1-0-0		OVERALL		2-1-0		5-9-0		10-2-0		
15-7-0	1-1-0	1-0-0		HOME		0-0-0		3-4-0		10-2-0		
5-8-0	1-2-0	0-0-0		AWAY		2-1-0		2-5-0		0-0-0		
0-0-0	0-0-0	0-0-0		NEUTRAL		0-0-0		0-0-0		0-0-0		
<hr/>												
13-7-0	2-3-0	1-0-0		NON-CONFERENCE		0-0-0		2-3-0		8-1-0		
12-4-0	1-1-0	1-0-0		HOME		0-0-0		2-2-0		8-1-0		
1-3-0	1-2-0	0-0-		AWAY		0-0-0		0-1-0		0-0-0		
0-0-0	0-0-0	0-0-0		NEUTRAL		0-0-0		0-0-0		0-0-0		
<hr/>												
7-8-0	0-0-0	0-0-0		CONFERENCE		2-1-0		3-6-0		2-1-0		
3-3-0	0-0-0	0-0-0		HOME		0-0-0		1-2-0		2-1-0		
4-5-0	0-0-0	0-0-0		AWAY		2-1-0		2-4-0		0-0-0		
0-0-0	0-0-0	0-0-0		NEUTRAL		0-0-0		0-0-0		0-0-0		
<hr/>												
RPI S	Opponent	Score		RPI S	Opponent	Score		RPI S	Opponent	Score		
6 H	UC Santa Barbara	9	8	30 H	Arizona St.	10	9	57 A	Fresno St.	4	3	
6 H	UC Santa Barbara	2	13					109 A	Grand Canyon	5	11	
7 A	Stanford	2	3					122 A	San Jose St.	6	7	
7 A	Stanford	5	6					122 A	San Jose St.	5	6	
7 A	Stanford	2	1					122 A	San Jose St.	1	2	
								123 A	Air Force	9	6	
								123 A	Air Force	7	1	
								123 A	Air Force	5	11	
								142 H	New Mexico	4	7	
								142 H	New Mexico	8	0	
								142 H	New Mexico	2	3	
								143 H	Bradley	4	2	
								143 H	Bradley	5	8	
								143 H	Bradley	3	2	
								161 H	Nevada	8	5	
								161 H	Nevada	7	6	
								161 H	Nevada	6	7	
								187 H	Washington St.	17	3	
								187 H	Washington St.	12	7	
								192 H	UC Riverside	11	7	
								192 H	UC Riverside	12	7	
								199 H	CSUN	6	5	
								221 H	CSU Bakersfield	6	1	
								239 H	Seattle U	8	5	
								239 H	Seattle U	11	10	
								239 H	Seattle U	0	4	
<hr/>												
				LAST 10 GAMES								
				30 H	Arizona St.	10	9	142 H	New Mexico	4	7	
				123 A	Air Force	7	1	142 H	New Mexico	8	0	
				123 A	Air Force	9	6	142 H	New Mexico	2	3	
				123 A	Air Force	5	11	192 H	UC Riverside	12	7	
				109 A	Grand Canyon	5	11	192 H	UC Riverside	11	7	

Non-Div. I Games:

UNLV

Average RPI Win:	212	WON-LOST RECORD	WINNING PCT. RANK	LAST 10 GAMES	STRENGTH OF SCHEDULE	OPP. STRENGTH OF SCHEDULE	TEAM RPI	ADJ RPI	CONF. RPI	ADJ CONF. RPI			
Average RPI Loss:	135												
DIV. I ONLY	17-8-0	.68	40	7-3-0	223	224	113	.52127	113	18	18		
DIV. I NON-CONF.	11-5-0	.6875	54	1-1-0	256	231	91	.53048	91	14	14		
<hr/>													
TOTALS	RPI 1-25	RPI 26-50		W-L RECORDS		RPI 51-100		RPI 101-150		RPI 150+			
17-8-0	0-0-0	0-0-0		OVERALL		3-5-0		0-0-0		14-3-0			
6-3-0	0-0-0	0-0-0		HOME		1-2-0		0-0-0		5-1-0			
10-5-0	0-0-0	0-0-0		AWAY		2-3-0		0-0-0		8-2-0			
1-0-0	0-0-0	0-0-0		NEUTRAL		0-0-0		0-0-0		1-0-0			
<hr/>													
11-5-0	0-0-0	0-0-0		NON-CONFERENCE		2-3-0		0-0-0		9-2-0			
3-0-0	0-0-0	0-0-0		HOME		0-0-0		0-0-0		3-0-0			
7-5-0	0-0-0	0-0-		AWAY		2-3-0		0-0-0		5-2-0			
1-0-0	0-0-0	0-0-0		NEUTRAL		0-0-0		0-0-0		1-0-0			
<hr/>													
6-3-0	0-0-0	0-0-0		CONFERENCE		1-2-0		0-0-0		5-1-0			
3-3-0	0-0-0	0-0-0		HOME		1-2-0		0-0-0		2-1-0			
3-0-0	0-0-0	0-0-0		AWAY		0-0-0		0-0-0		3-0-0			
0-0-0	0-0-0	0-0-0		NEUTRAL		0-0-0		0-0-0		0-0-0			
<hr/>													
RPI	S	Opponent	Score	RPI	S	Opponent	Score	RPI	S	Opponent	Score		
				77 H Harvard				16	12	172 A Winthrop		13	4
				77 H Harvard				9	12	172 A Winthrop		1	4
				77 H Harvard				6	8	172 A Winthrop		13	5
				80 A Duke				7	6	182 N Lafayette		19	3
				80 A Duke				3	1	184 H Brown		7	14
				93 A UNC Greensboro				3	5	184 H Brown		17	4
				93 A UNC Greensboro				5	6	184 H Brown		8	7
				93 A UNC Greensboro				7	10	229 H Saint Joseph's		20	7
										258 A Dartmouth		13	1
										258 A Dartmouth		15	3
										258 A Dartmouth		21	15
										274 A Lehigh		13	2
										288 A Villanova		4	5
										298 A Fairleigh Dickinson		8	5
										298 A Fairleigh Dickinson		16	2
										298 H Fairleigh Dickinson		18	5
						298 H Fairleigh Dickinson		8	4				
<hr/>													
				LAST 10 GAMES									
258 A Dartmouth				21	15	172 A Winthrop				13	4		
258 A Dartmouth				15	3	93 A UNC Greensboro				3	5		
258 A Dartmouth				13	1	77 H Harvard				16	12		
229 H Saint Joseph's				20	7	298 A Fairleigh Dickinson				16	2		
172 A Winthrop				1	4	298 H Fairleigh Dickinson				18	5		

Non-Div. I Games:

Penn

Average RPI Win:		210	WON-LOST RECORD		WINNING PCT. RANK		LAST 10 GAMES		STRENGTH OF SCHEDULE		OPP. STRENGTH OF SCHEDULE		TEAM RPI		ADJ RPI		CONF. RPI		ADJ CONF. RPI				
DIV. I ONLY				22-11-0	.66667	44	5-5-0		230		182		114		.51955	114	21	21					
DIV. I NON-CONF.				14-7-0	.66667	60	1-3-0		234		171		107		.52263	106	23	23					
TOTALS		RPI 1-25		RPI 26-50			W-L RECORDS		RPI 51-100			RPI 101-150			RPI 150+								
22-11-0		1-2-0		0-1-0			OVERALL		0-0-0			1-2-0			20-6-0								
16-1-0		1-1-0		0-0-0			HOME		0-0-0			0-0-0			15-0-0								
6-10-0		0-1-0		0-1-0			AWAY		0-0-0			1-2-0			5-6-0								
0-0-0		0-0-0		0-0-0			NEUTRAL		0-0-0			0-0-0			0-0-0								
14-7-0		1-2-0		0-1-0			NON-CONFERENCE		0-0-0			1-2-0			12-2-0								
10-1-0		1-1-0		0-0-0			HOME		0-0-0			0-0-0			9-0-0								
4-6-0		0-1-0		0-0-			AWAY		0-0-0			1-2-0			3-2-0								
0-0-0		0-0-0		0-0-0			NEUTRAL		0-0-0			0-0-0			0-0-0								
8-4-0		0-0-0		0-0-0			CONFERENCE		0-0-0			0-0-0			8-4-0								
6-0-0		0-0-0		0-0-0			HOME		0-0-0			0-0-0			6-0-0								
2-4-0		0-0-0		0-0-0			AWAY		0-0-0			0-0-0			2-4-0								
0-0-0		0-0-0		0-0-0			NEUTRAL		0-0-0			0-0-0			0-0-0								
RPI	S	Opponent		Score		RPI	S	Opponent		Score		RPI	S	Opponent		Score		RPI	S	Opponent		Score	
10	A	Louisville		9	10	49	A	Kentucky		0	7			136	A	Southern Ill.		7	0				
21	H	West Virginia		9	6									136	A	Southern Ill.		8	9				
21	H	West Virginia		3	9									136	A	Southern Ill.		4	5				
														185	A	Furman		11	16				
														185	A	Furman		6	5				
														185	A	Furman		6	3				
														186	A	Charlotte		5	3				
														193	H	NJIT		21	5				
														193	H	NJIT		11	7				
														195	H	Eastern Ky.		7	5				
														195	H	Eastern Ky.		15	4				
														195	H	Eastern Ky.		7	2				
														203	A	UT Martin		4	5				
														203	A	UT Martin		0	2				
														203	A	UT Martin		6	2				
														212	A	Belmont		3	4				
														212	A	Belmont		0	2				
														212	A	Belmont		4	3				
														237	H	SIUE		11	9				
														237	H	SIUE		11	9				
														237	H	SIUE		10	1				
								LAST 10 GAMES						240	A	Ohio		3	12				
								237	H	SIUE	11	9		212	A	Belmont		0	2				
								237	H	SIUE	11	9		186	A	Charlotte		5	3				
								203	A	UT Martin	0	2		252	H	Oakland		11	0				
								203	A	UT Martin	6	2		252	H	Oakland		16	3				
								212	A	Belmont	4	3		252	H	Oakland		16	3				
														193	H	NJIT		21	5				
														255	H	Alabama St.		7	4				

Non-Div. I Games:

Morehead St.

Morehead St.

Average RPI Win: 207		WON-LOST	WINNING	LAST 10	STRENGTH OF		OPP. STRENGTH	TEAM	ADJ	CONF.	ADJ CONF.
Average RPI Loss: 113		RECORD	PCT. RANK	GAMES	SCHEDULE		OF SCHEDULE	RPI	RPI	RPI	RPI
DIV. I ONLY		19-11-0	.63333	68	8-2-0		194	235	115	.5191	115
DIV. I NON-CONF.		14-9-0	.6087	93	3-0-0		223	206	126	.50969	126
TOTALS		RPI 1-25	RPI 26-50		W-L RECORDS		RPI 51-100		RPI 101-150		RPI 150+
19-11-0	0-1-0	1-3-0		OVERALL		0-0-0		4-5-0		14-2-0	
10-0-0	0-0-0	0-0-0		HOME		0-0-0		1-0-0		9-0-0	
2-8-0	0-0-0	1-3-0		AWAY		0-0-0		1-4-0		0-1-0	
7-3-0	0-1-0	0-0-0		NEUTRAL		0-0-0		2-1-0		5-1-0	
14-9-0	0-1-0	1-3-0		NON-CONFERENCE		0-0-0		3-3-0		10-2-0	
6-0-0	0-0-0	0-0-0		HOME		0-0-0		1-0-0		5-0-0	
1-6-0	0-0-0	1-0-		AWAY		0-0-0		0-2-0		0-1-0	
7-3-0	0-1-0	0-0-0		NEUTRAL		0-0-0		2-1-0		5-1-0	
5-2-0	0-0-0	0-0-0		CONFERENCE		0-0-0		1-2-0		4-0-0	
4-0-0	0-0-0	0-0-0		HOME		0-0-0		0-0-0		4-0-0	
1-2-0	0-0-0	0-0-0		AWAY		0-0-0		1-2-0		0-0-0	
0-0-0	0-0-0	0-0-0		NEUTRAL		0-0-0		0-0-0		0-0-0	
RPI S	Opponent	Score		RPI S	Opponent	Score		RPI S	Opponent	Score	
7 N	Stanford	1	2	33 A	UCF	8	9	103 N	Kansas	1	6
				44 A	Alabama	0	6	104 N	Notre Dame	2	0
				44 A	Alabama	1	7	104 N	Notre Dame	6	2
				44 A	Alabama	8	5	109 A	Grand Canyon	2	12
								135 A	Central Mich.	10	0
								135 A	Central Mich.	0	5
								135 A	Central Mich.	4	5
								138 A	Dayton	4	5
								138 H	Dayton	11	6
								156 H	Purdue	6	0
								165 H	Kent St.	9	8
								221 N	CSU Bakersfield	6	7
								221 N	CSU Bakersfield	10	6
								229 N	Saint Joseph's	7	5
								235 H	Valparaiso	14	8
								241 H	Western Mich.	8	5
								241 H	Western Mich.	20	15
								241 H	Western Mich.	10	3
								243 H	Butler	12	5
								278 A	Charleston So.	4	12
								278 N	Charleston So.	3	1
								285 N	Georgetown	6	4
								289 H	Purdue Fort Wayne	11	6
								289 H	Purdue Fort Wayne	12	11
								297 N	Mt. St. Mary's	12	9
LAST 10 GAMES				138 H	Dayton	11	6	165 H	Kent St.	9	8
				243 H	Butler	12	5	235 H	Valparaiso	14	8
				135 A	Central Mich.	10	0	241 H	Western Mich.	20	15
				135 A	Central Mich.	0	5	241 H	Western Mich.	10	3
				135 A	Central Mich.	4	5	241 H	Western Mich.	8	5

Non-Div. I Games: Manchester 12 4 Ind.-Kokomo 12 5

Ball St.

Average RPI Win: 152		WON-LOST RECORD		WINNING PCT. RANK		LAST 10 GAMES		STRENGTH OF SCHEDULE		OPP. STRENGTH OF SCHEDULE		TEAM RPI		ADJ RPI		CONF. RPI		ADJ CONF. RPI					
DIV. I ONLY		16-14-0		.53333 125		6-4-0		85		110		117		.51893 116		5		5					
DIV. I NON-CONF.		13-11-0		.54167 138		3-2-0		101		187		124		.51074 124		4		4					
TOTALS		RPI 1-25		RPI 26-50		W-L RECORDS		RPI 51-100		RPI 101-150		RPI 150+											
16-14-0		0-2-0		1-2-0		OVERALL		4-3-0		1-1-0		10-6-0											
11-9-0		0-1-0		1-2-0		HOME		2-1-0		1-1-0		7-4-0											
5-5-0		0-1-0		0-0-0		AWAY		2-2-0		0-0-0		3-2-0											
0-0-0		0-0-0		0-0-0		NEUTRAL		0-0-0		0-0-0		0-0-0											
13-11-0		0-2-0		1-2-0		NON-CONFERENCE		1-0-0		1-1-0		10-6-0											
9-8-0		0-1-0		1-2-0		HOME		0-0-0		1-1-0		7-4-0											
4-3-0		0-1-0		0-0-		AWAY		1-0-0		0-0-0		3-2-0											
0-0-0		0-0-0		0-0-0		NEUTRAL		0-0-0		0-0-0		0-0-0											
3-3-0		0-0-0		0-0-0		CONFERENCE		3-3-0		0-0-0		0-0-0											
2-1-0		0-0-0		0-0-0		HOME		2-1-0		0-0-0		0-0-0											
1-2-0		0-0-0		0-0-0		AWAY		1-2-0		0-0-0		0-0-0											
0-0-0		0-0-0		0-0-0		NEUTRAL		0-0-0		0-0-0		0-0-0											
RPI	S	Opponent		Score		RPI	S	Opponent		Score		RPI	S	Opponent		Score							
4	A	Arkansas		3	10	31	H	Indiana		1	6	51	H	Houston		7	3	136	H	Southern Ill.		7	2
20	H	Ole Miss		6	9	31	H	Indiana		0	6	51	H	Houston		3	4	136	H	Southern Ill.		1	2
						31	H	Indiana		6	3	51	H	Houston		6	4	167	H	Murray St.		6	10
												53	A	Wichita St.		6	3	178	H	Middle Tenn.		1	2
												53	A	Wichita St.		4	8	178	H	Middle Tenn.		7	5
												53	A	Wichita St.		3	7	178	H	Middle Tenn.		8	6
												72	A	Arkansas St.		7	4	188	A	Lipscomb		2	3
																		196	H	Southern U.		14	12
																		196	H	Southern U.		10	1
																		196	H	Southern U.		1	6
																		197	A	Western Ky.		10	4
																		197	A	Western Ky.		12	4
																		197	A	Western Ky.		9	6
																		207	H	UNCW		6	15
																		207	H	UNCW		10	8
																		207	H	UNCW		7	4
																		270	A	Southeast Mo. St.		6	7
																		279	H	Mississippi Val.		8	1
LAST 10 GAMES																							
				196	H	Southern U.		10	1	197	A	Western Ky.		12	4								
				196	H	Southern U.		14	12	178	H	Middle Tenn.		8	6								
				51	H	Houston		6	4	178	H	Middle Tenn.		7	5								
				51	H	Houston		7	3	196	H	Southern U.		1	6								
				20	H	Ole Miss		6	9	72	A	Arkansas St.		7	4								

Non-Div. I Games:

Memphis

Average RPI Win:	156	WON-LOST	WINNING	LAST 10	STRENGTH OF	OPP. STRENGTH	TEAM	ADJ	CONF.	ADJ CONF.	
Average RPI Loss:	99	RECORD	PCT. RANK	GAMES	SCHEDULE	OF SCHEDULE	RPI	RPI	RPI	RPI	
DIV. I ONLY	17-16-0	.51515	142	5-5-0	124	137	118	.51799	117	6	6
DIV. I NON-CONF.	13-8-0	.61905	89	2-2-0	186	221	117	.51568	117	9	9
<hr/>											
TOTALS	RPI 1-25	RPI 26-50		W-L RECORDS		RPI 51-100		RPI 101-150		RPI 150+	
17-16-0	0-0-0	2-4-0		OVERALL		2-5-0		6-5-0		7-2-0	
11-4-0	0-0-0	0-0-0		HOME		2-2-0		3-1-0		6-1-0	
6-12-0	0-0-0	2-4-0		AWAY		0-3-0		3-4-0		1-1-0	
0-0-0	0-0-0	0-0-0		NEUTRAL		0-0-0		0-0-0		0-0-0	
<hr/>											
13-8-0	0-0-0	0-0-0		NON-CONFERENCE		0-1-0		6-5-0		7-2-0	
9-3-0	0-0-0	0-0-0		HOME		0-1-0		3-1-0		6-1-0	
4-5-0	0-0-0	0-0-		AWAY		0-0-0		3-4-0		1-1-0	
0-0-0	0-0-0	0-0-0		NEUTRAL		0-0-0		0-0-0		0-0-0	
<hr/>											
4-8-0	0-0-0	2-4-0		CONFERENCE		2-4-0		0-0-0		0-0-0	
2-1-0	0-0-0	0-0-0		HOME		2-1-0		0-0-0		0-0-0	
2-7-0	0-0-0	2-4-0		AWAY		0-3-0		0-0-0		0-0-0	
0-0-0	0-0-0	0-0-0		NEUTRAL		0-0-0		0-0-0		0-0-0	
<hr/>											
RPI S	Opponent	Score	RPI S	Opponent	Score	RPI S	Opponent	Score	RPI S	Opponent	Score
			43 A	Gonzaga	7 9	57 H	Fresno St.	2 17	101 A	Sacramento St.	2 5
			43 A	Gonzaga	6 0	59 H	Pepperdine	13 3	101 A	Sacramento St.	6 2
			43 A	Gonzaga	0 3	59 H	Pepperdine	3 7	101 H	Sacramento St.	11 3
			46 A	Loyola Marymount	5 6	59 H	Pepperdine	3 2	101 H	Sacramento St.	6 3
			46 A	Loyola Marymount	1 7	70 A	Saint Mary's (CA)	0 1	121 A	California Baptist	11 5
			46 A	Loyola Marymount	5 2	70 A	Saint Mary's (CA)	7 12	121 A	California Baptist	2 3
						70 A	Saint Mary's (CA)	3 5	121 A	California Baptist	0 6
									121 A	California Baptist	3 10
									122 A	San Jose St.	8 1
									123 H	Air Force	2 6
									123 H	Air Force	5 3
									239 H	Seattle U	6 5
									239 H	Seattle U	9 6
									239 H	Seattle U	1 8
									254 A	UC Davis	0 7
									254 A	UC Davis	11 9
									254 H	UC Davis	13 8
									264 H	Chicago St.	7 2
									264 H	Chicago St.	4 1
									264 H	Chicago St.	9 3
<hr/>											
			LAST 10 GAMES								
			43 A	Gonzaga	7 9	43 A	Gonzaga	0 3			
			43 A	Gonzaga	6 0	254 A	UC Davis	0 7			
			70 A	Saint Mary's (CA)	0 1	59 H	Pepperdine	13 3			
			239 H	Seattle U	9 6	59 H	Pepperdine	3 2			
			254 H	UC Davis	13 8	59 H	Pepperdine	3 7			

Non-Div. I Games:

Pacific

Average RPI Win: 178		WON-LOST	WINNING	LAST 10	STRENGTH OF		OPP. STRENGTH	TEAM	ADJ	CONF.	ADJ CONF.
Average RPI Loss: 71		RECORD	PCT. RANK	GAMES	SCHEDULE		OF SCHEDULE	RPI	RPI	RPI	RPI
DIV. I ONLY		14-16-0	.46667	173	2-8-0		31	175	119	.51752	118
DIV. I NON-CONF.		12-9-0	.57143	113	1-1-0		38	253	85	.53588	85
TOTALS		RPI 1-25	RPI 26-50		W-L RECORDS		RPI 51-100		RPI 101-150		RPI 150+
14-16-0		0-6-0	2-2-0		OVERALL		1-3-0		1-3-0		10-2-0
12-8-0		0-3-0	1-0-0		HOME		1-2-0		1-2-0		9-1-0
2-8-0		0-3-0	1-2-0		AWAY		0-1-0		0-1-0		1-1-0
0-0-0		0-0-0	0-0-0		NEUTRAL		0-0-0		0-0-0		0-0-0
12-9-0		0-3-0	1-0-0		NON-CONFERENCE		1-3-0		0-1-0		10-2-0
11-3-0		0-0-0	1-0-0		HOME		1-2-0		0-0-0		9-1-0
1-6-0		0-3-0	0-0-0		AWAY		0-1-0		0-1-0		1-1-0
0-0-0		0-0-0	0-0-0		NEUTRAL		0-0-0		0-0-0		0-0-0
2-7-0		0-3-0	1-2-0		CONFERENCE		0-0-0		1-2-0		0-0-0
1-5-0		0-3-0	0-0-0		HOME		0-0-0		1-2-0		0-0-0
1-2-0		0-0-0	1-2-0		AWAY		0-0-0		0-0-0		0-0-0
0-0-0		0-0-0	0-0-0		NEUTRAL		0-0-0		0-0-0		0-0-0
RPI S	Opponent	Score	RPI S	Opponent	Score	RPI S	Opponent	Score	RPI S	Opponent	Score
11 H	East Carolina	7 13	28 H	Florida	6 1	62 H	Liberty	4 6	111 A	North Florida	2 7
11 H	East Carolina	0 4	33 A	UCF	0 5	62 H	Liberty	4 2	145 H	Cincinnati	4 2
11 H	East Carolina	1 5	33 A	UCF	6 3	62 H	Liberty	4 5	145 H	Cincinnati	5 6
16 A	North Carolina	3 5	33 A	UCF	1 4	63 A	Jacksonville	7 8	145 H	Cincinnati	1 4
16 A	North Carolina	2 3							158 H	FGCU	15 4
16 A	North Carolina	1 2							159 H	Samford	4 1
									159 H	Samford	7 4
									159 H	Samford	3 7
									241 H	Western Mich.	7 6
									241 H	Western Mich.	9 6
									241 H	Western Mich.	10 9
									242 A	Stetson	9 10
									251 A	Bethune-Cookman	7 4
									258 H	Dartmouth	16 1
									258 H	Dartmouth	7 3
									258 H	Dartmouth	4 1
			LAST 10 GAMES								
			33 A	UCF	6 3	11 H	East Carolina	7 13			
			33 A	UCF	0 5	11 H	East Carolina	0 4			
			33 A	UCF	1 4	242 A	Stetson	9 10			
			158 H	FGCU	15 4	145 H	Cincinnati	1 4			
			11 H	East Carolina	1 5	145 H	Cincinnati	5 6			

Non-Div. I Games:

South Fla.

Average RPI Win: 234		WON-LOST	WINNING	LAST 10	STRENGTH OF		OPP. STRENGTH	TEAM	ADJ	CONF.	ADJ CONF.
Average RPI Loss: 147		RECORD	PCT. RANK	GAMES	SCHEDULE		OF SCHEDULE	RPI	RPI	RPI	RPI
DIV. I ONLY		14-16-0	.46667	173	5-5-0		120	252	116	.51728	119
DIV. I NON-CONF.		6-9-0	.4	190	0-2-0		33	243	81	.53828	83
TOTALS		RPI 1-25	RPI 26-50		W-L RECORDS		RPI 51-100		RPI 101-150		RPI 150+
14-16-0		0-3-0	0-1-0		OVERALL		0-0-0		0-1-0		14-11-0
2-2-0		0-0-0	0-0-0		HOME		0-0-0		0-1-0		2-1-0
12-14-0		0-3-0	0-1-0		AWAY		0-0-0		0-0-0		12-10-0
0-0-0		0-0-0	0-0-0		NEUTRAL		0-0-0		0-0-0		0-0-0
6-9-0		0-3-0	0-1-0		NON-CONFERENCE		0-0-0		0-1-0		6-4-0
0-1-0		0-0-0	0-0-0		HOME		0-0-0		0-1-0		0-0-0
6-8-0		0-3-0	0-0-		AWAY		0-0-0		0-0-0		6-4-0
0-0-0		0-0-0	0-0-0		NEUTRAL		0-0-0		0-0-0		0-0-0
8-7-0		0-0-0	0-0-0		CONFERENCE		0-0-0		0-0-0		8-7-0
2-1-0		0-0-0	0-0-0		HOME		0-0-0		0-0-0		2-1-0
6-6-0		0-0-0	0-0-0		AWAY		0-0-0		0-0-0		6-6-0
0-0-0		0-0-0	0-0-0		NEUTRAL		0-0-0		0-0-0		0-0-0
RPI S	Opponent	Score	RPI S	Opponent	Score	RPI S	Opponent	Score	RPI S	Opponent	Score
4 A	Arkansas	7 15	45 A	Illinois St.	0 3				136 H	Southern Ill.	8 9
4 A	Arkansas	2 3							167 A	Murray St.	8 3
4 A	Arkansas	3 12							167 A	Murray St.	1 3
									167 A	Murray St.	6 14
									174 A	Jacksonville St.	5 12
									174 A	Jacksonville St.	5 4
									174 A	Jacksonville St.	5 6
									196 A	Southern U.	6 1
									196 A	Southern U.	4 2
									196 A	Southern U.	8 10
									196 A	Southern U.	3 5
									197 A	Western Ky.	8 1
									197 A	Western Ky.	9 10
									197 A	Western Ky.	4 5
									212 A	Belmont	1 5
									212 A	Belmont	7 9
									212 A	Belmont	9 6
									243 A	Butler	2 0
									255 A	Alabama St.	9 4
									255 A	Alabama St.	15 6
									270 H	Southeast Mo. St.	9 6
									270 H	Southeast Mo. St.	1 0
									270 H	Southeast Mo. St.	9 10
									281 A	Tennessee Tech	13 12
									281 A	Tennessee Tech	13 2
									281 A	Tennessee Tech	15 5
LAST 10 GAMES			LAST 10 GAMES			LAST 10 GAMES			LAST 10 GAMES		
212 A	Belmont	1 5	136 H	Southern Ill.	8 9	212 A	Belmont	9 6	270 H	Southeast Mo. St.	9 10
212 A	Belmont	7 9	45 A	Illinois St.	0 3	270 H	Southeast Mo. St.	9 10			
196 A	Southern U.	4 2	270 H	Southeast Mo. St.	9 10						
196 A	Southern U.	8 10									
197 A	Western Ky.	4 5									

Non-Div. I Games: Robert Morris (IL) 10 14 Lindenwood (IL) 5 2 Illinois Col. 11 1

Eastern Ill.

Average RPI Win:		161	WON-LOST RECORD		WINNING PCT. RANK		LAST 10 GAMES		STRENGTH OF SCHEDULE		OPP. STRENGTH OF SCHEDULE		TEAM RPI		ADJ RPI		CONF. RPI		ADJ CONF. RPI					
DIV. I ONLY			19-11-0		.63333		68		8-2-0		208		75		120		.51586		120		12		12	
DIV. I NON-CONF.			10-5-0		.66667		60		3-0-0		162		45		73		.54456		73		13		13	
TOTALS		RPI 1-25		RPI 26-50		W-L RECORDS		RPI 51-100		RPI 101-150		RPI 150+												
19-11-0		1-0-0		1-0-0		OVERALL		1-3-0		3-1-0		13-7-0												
14-4-0		1-0-0		0-0-0		HOME		0-0-0		3-1-0		10-3-0												
5-7-0		0-0-0		1-0-0		AWAY		1-3-0		0-0-0		3-4-0												
0-0-0		0-0-0		0-0-0		NEUTRAL		0-0-0		0-0-0		0-0-0												
10-5-0		1-0-0		1-0-0		NON-CONFERENCE		1-3-0		3-1-0		4-1-0												
7-2-0		1-0-0		0-0-0		HOME		0-0-0		3-1-0		3-1-0												
3-3-0		0-0-0		1-0-		AWAY		1-3-0		0-0-0		1-0-0												
0-0-0		0-0-0		0-0-0		NEUTRAL		0-0-0		0-0-0		0-0-0												
9-6-0		0-0-0		0-0-0		CONFERENCE		0-0-0		0-0-0		9-6-0												
7-2-0		0-0-0		0-0-0		HOME		0-0-0		0-0-0		7-2-0												
2-4-0		0-0-0		0-0-0		AWAY		0-0-0		0-0-0		2-4-0												
0-0-0		0-0-0		0-0-0		NEUTRAL		0-0-0		0-0-0		0-0-0												
RPI	S	Opponent		Score		RPI	S	Opponent		Score		RPI	S	Opponent		Score								
9	H	LSU		3 1		38	A	Louisiana Tech		8 4		51	A	Houston		3 5								
												51	A	Houston		4 5								
												51	A	Houston		2 1								
												97	A	Louisiana		3 8								
												134	H	Little Rock		5 7								
												134	H	Little Rock		7 5								
												134	H	Little Rock		1 0								
												146	H	La.-Monroe		15 0								
												151	A	Abilene Christian		24 11								
												151	A	Abilene Christian		2 6								
												151	A	Abilene Christian		0 4								
												153	H	Nicholls St.		9 7								
												153	H	Nicholls St.		7 1								
												153	H	Nicholls St.		3 2								
												163	H	New Orleans		2 5								
												163	H	New Orleans		4 3								
												163	H	New Orleans		8 1								
												196	A	Southern U.		6 3								
												196	H	Southern U.		5 7								
												196	H	Southern U.		13 6								
												217	A	Houston Baptist		2 12								
												217	A	Houston Baptist		2 10								
												217	A	Houston Baptist		7 5								
												218	H	Lamar University		10 6								
												218	H	Lamar University		5 2								
												218	H	Lamar University		3 4								
												279	H	Mississippi Val.		11 0								
												279	H	Mississippi Val.		9 0								
LAST 10 GAMES																								
												153	H	Nicholls St.		3 2								
												279	H	Mississippi Val.		9 0								
												279	H	Mississippi Val.		11 0								
												217	A	Houston Baptist		7 5								
												217	A	Houston Baptist		2 12								

Non-Div. I Games:

Northwestern St.

Average RPI Win:		184	WON-LOST RECORD		WINNING PCT. RANK		LAST 10 GAMES		STRENGTH OF SCHEDULE		OPP. STRENGTH OF SCHEDULE		TEAM RPI		ADJ RPI		CONF. RPI		ADJ CONF. RPI	
DIV. I ONLY			20-12-0		.625		75	6-4-0	201		114		121		.51579		121	23	23	
DIV. I NON-CONF.			15-8-0		.65217		72	1-1-0	218		113		116		.51663		116	22	22	
TOTALS		RPI 1-25		RPI 26-50		W-L RECORDS		RPI 51-100		RPI 101-150		RPI 150+								
20-12-0		1-2-0		0-1-0		OVERALL		1-1-0		7-4-0		11-4-0								
14-4-0		0-0-0		0-0-0		HOME		0-0-0		5-3-0		9-1-0								
6-8-0		1-2-0		0-1-0		AWAY		1-1-0		2-1-0		2-3-0								
0-0-0		0-0-0		0-0-0		NEUTRAL		0-0-0		0-0-0		0-0-0								
15-8-0		1-2-0		0-1-0		NON-CONFERENCE		1-1-0		4-1-0		9-3-0								
13-2-0		0-0-0		0-0-0		HOME		0-0-0		4-1-0		9-1-0								
2-6-0		1-2-0		0-0-		AWAY		1-1-0		0-0-0		0-2-0								
0-0-0		0-0-0		0-0-0		NEUTRAL		0-0-0		0-0-0		0-0-0								
5-4-0		0-0-0		0-0-0		CONFERENCE		0-0-0		3-3-0		2-1-0								
1-2-0		0-0-0		0-0-0		HOME		0-0-0		1-2-0		0-0-0								
4-2-0		0-0-0		0-0-0		AWAY		0-0-0		2-1-0		2-1-0								
0-0-0		0-0-0		0-0-0		NEUTRAL		0-0-0		0-0-0		0-0-0								
RPI	S	Opponent		Score		RPI	S	Opponent		Score		RPI	S	Opponent		Score				
6	A	UC Santa Barbara		2	8	30	A	Arizona St.		9	15	65	A	Washington		2	3			
6	A	UC Santa Barbara		5	1							83	A	San Diego St.		5	2			
6	A	UC Santa Barbara		1	7							101	H	Sacramento St.		0	1			
												101	H	Sacramento St.		6	5			
												101	H	Sacramento St.		10	21			
												109	A	Grand Canyon		4	1			
												109	A	Grand Canyon		0	3			
												109	A	Grand Canyon		8	0			
												117	H	Pacific		3	2			
												117	H	Pacific		5	11			
												117	H	Pacific		10	3			
												117	H	Pacific		6	0			
												129	H	Kansas St.		7	6			
												192	A	UC Riverside		3	8			
												192	A	UC Riverside		4	5			
												192	H	UC Riverside		4	7			
						239	A	Seattle U		1	11									
						239	A	Seattle U		12	10									
						239	A	Seattle U		4	2									
						240	H	Ohio		4	1									
						240	H	Ohio		7	4									
						240	H	Ohio		8	2									
						240	H	Ohio		7	1									
						263	H	Northern Ill.		8	4									
						192	H	UC Riverside		4	7									
						263	H	Northern Ill.		10	7									
						263	H	Northern Ill.		8	0									
						240	H	Ohio		4	2									
						65	A	Washington		2	3									
						239	A	Seattle U		12	10									
						239	A	Seattle U		1	11									
						239	A	Seattle U		4	2									
						101	H	Sacramento St.		0	1									
						101	H	Sacramento St.		6	5									
						101	H	Sacramento St.		10	21									

Non-Div. I Games:

California Baptist

Average RPI Win:	148	WON-LOST RECORD	WINNING PCT. RANK	LAST 10 GAMES	STRENGTH OF SCHEDULE	OPP. STRENGTH OF SCHEDULE	TEAM RPI	ADJ RPI	CONF. RPI	ADJ CONF. RPI		
DIV. I ONLY		17-16-0	.51515	142	3-7-0	147	93	122	.51535	122	10	10
DIV. I NON-CONF.		6-12-0	.33333	214	0-7-0	212	125	228	.45289	228	10	10
<hr/>												
TOTALS	RPI 1-25	RPI 26-50		W-L RECORDS		RPI 51-100		RPI 101-150		RPI 150+		
17-16-0	0-0-0	0-0-0		OVERALL		3-8-0		9-7-0		5-1-0		
11-4-0	0-0-0	0-0-0		HOME		1-1-0		8-2-0		2-1-0		
6-12-0	0-0-0	0-0-0		AWAY		2-7-0		1-5-0		3-0-0		
0-0-0	0-0-0	0-0-0		NEUTRAL		0-0-0		0-0-0		0-0-0		
<hr/>												
6-12-0	0-0-0	0-0-0		NON-CONFERENCE		1-7-0		0-4-0		5-1-0		
3-3-0	0-0-0	0-0-0		HOME		1-1-0		0-1-0		2-1-0		
3-9-0	0-0-0	0-0-		AWAY		0-6-0		0-3-0		3-0-0		
0-0-0	0-0-0	0-0-0		NEUTRAL		0-0-0		0-0-0		0-0-0		
<hr/>												
11-4-0	0-0-0	0-0-0		CONFERENCE		2-1-0		9-3-0		0-0-0		
8-1-0	0-0-0	0-0-0		HOME		0-0-0		8-1-0		0-0-0		
3-3-0	0-0-0	0-0-0		AWAY		2-1-0		1-2-0		0-0-0		
0-0-0	0-0-0	0-0-0		NEUTRAL		0-0-0		0-0-0		0-0-0		
<hr/>												
RPI	S	Opponent	Score	RPI	S	Opponent	Score	RPI	S	Opponent	Score	
						57 A Fresno St.	7 5	101 A		Sacramento St.	2 7	
						57 A Fresno St.	2 1	107 A		San Francisco	6 12	
						57 A Fresno St.	1 3	107 A		San Francisco	3 6	
						66 A Michigan	0 1	112 H		UNLV	7 6	
						66 A Michigan	0 3	112 H		UNLV	6 5	
						70 H Saint Mary's (CA)	7 3	112 H		UNLV	2 1	
						76 A California	0 13	117 H		Pacific	1 8	
						84 H Portland	2 13	123 H		Air Force	3 2	
						86 A Northwestern	0 6	123 H		Air Force	3 5	
						86 A Northwestern	0 1	123 H		Air Force	4 1	
						86 A Northwestern	5 6	142 A		New Mexico	2 14	
										New Mexico	22 18	
										New Mexico	6 7	
										New Mexico	8 3	
										New Mexico	5 1	
										New Mexico	4 2	
										UC Riverside	9 1	
										UC Riverside	3 12	
										UC Riverside	5 4	
										Santa Clara	20 10	
										Santa Clara	8 5	
										Santa Clara	4 3	
<hr/>												
LAST 10 GAMES												
						66 A Michigan	0 3	142 H		New Mexico	5 1	
						66 A Michigan	0 1	142 H		New Mexico	8 3	
						268 A Santa Clara	8 5	142 H		New Mexico	4 2	
						268 A Santa Clara	4 3	107 A		San Francisco	3 6	
						84 H Portland	2 13	86 A		Northwestern	0 6	

Non-Div. I Games:

San Jose St.

Average RPI Win: 171		WON-LOST RECORD		WINNING PCT. RANK		LAST 10 GAMES		STRENGTH OF SCHEDULE		OPP. STRENGTH OF SCHEDULE		TEAM RPI		ADJ RPI		CONF. RPI		ADJ CONF. RPI	
DIV. I ONLY		15-15-0		.5 147		6-4-0		100		198		123		.51462 123		10		10	
DIV. I NON-CONF.		10-10-0		.5 150		3-1-0		108		235		127		.50934 127		10		10	
TOTALS		RPI 1-25		RPI 26-50		W-L RECORDS		RPI 51-100		RPI 101-150		RPI 150+							
15-15-0		1-1-0		0-5-0		OVERALL		1-0-0		4-5-0		9-4-0							
6-5-0		0-0-0		0-3-0		HOME		1-0-0		1-2-0		4-0-0							
5-8-0		1-1-0		0-2-0		AWAY		0-0-0		2-3-0		2-2-0							
4-2-0		0-0-0		0-0-0		NEUTRAL		0-0-0		1-0-0		3-2-0							
10-10-0		1-1-0		0-5-0		NON-CONFERENCE		0-0-0		2-1-0		7-3-0							
4-3-0		0-0-0		0-3-0		HOME		0-0-0		0-0-0		4-0-0							
2-5-0		1-1-0		0-0-		AWAY		0-0-0		1-1-0		0-1-0							
4-2-0		0-0-0		0-0-0		NEUTRAL		0-0-0		1-0-0		3-2-0							
5-5-0		0-0-0		0-0-0		CONFERENCE		1-0-0		2-4-0		2-1-0							
2-2-0		0-0-0		0-0-0		HOME		1-0-0		1-2-0		0-0-0							
3-3-0		0-0-0		0-0-0		AWAY		0-0-0		1-2-0		2-1-0							
0-0-0		0-0-0		0-0-0		NEUTRAL		0-0-0		0-0-0		0-0-0							
RPI S	Opponent		Score		RPI S	Opponent		Score		RPI S	Opponent		Score		RPI S	Opponent		Score	
9	A	LSU	5	17	39	H	DBU	3	4	83	H	San Diego St.	9	5	112	H	UNLV	11	5
11	A	East Carolina	3	2	39	H	DBU	5	6						112	H	UNLV	6	9
					39	H	DBU	7	30						112	H	UNLV	1	7
					48	A	Nebraska	3	12						117	A	Pacific	6	2
					48	A	Nebraska	6	7						117	A	Pacific	3	5
															122	A	San Jose St.	5	3
															122	A	San Jose St.	1	4
															122	A	San Jose St.	2	3
															146	N	La.-Monroe	1	0
															161	A	Nevada	3	4
															161	A	Nevada	8	2
															161	A	Nevada	4	1
															175	N	Navy	6	4
															175	N	Navy	1	2
															175	N	Navy	7	2
															196	N	Southern U.	13	0
															213	N	Army West Point	2	17
															260	H	Utah Valley	16	15
															260	H	Utah Valley	12	9
															294	A	Northern Colo.	4	5
															294	H	Northern Colo.	9	6
															294	H	Northern Colo.	6	0
LAST 10 GAMES																			
					294	H	Northern Colo.	6	0	112	H	UNLV	1	7					
					175	N	Navy	7	2	112	H	UNLV	6	9					
					175	N	Navy	6	4	112	H	UNLV	11	5					
					260	H	Utah Valley	12	9	294	A	Northern Colo.	4	5					
					260	H	Utah Valley	16	15	161	A	Nevada	4	1					

Non-Div. I Games:

Air Force

Average RPI Win:	186	WON-LOST	WINNING	LAST 10	STRENGTH OF	OPP. STRENGTH	TEAM	ADJ	CONF.	ADJ CONF.		
Average RPI Loss:	118	RECORD	PCT. RANK	GAMES	SCHEDULE	OF SCHEDULE	RPI	RPI	RPI	RPI		
DIV. I ONLY		11-16-0	.40741	204	4-6-0	117	167	125	.51363	125	18	18
DIV. I NON-CONF.		6-12-0	.33333	214	0-2-0	50	176	108	.52204	108	14	14
<hr/>												
TOTALS	RPI 1-25	RPI 26-50		W-L RECORDS		RPI 51-100		RPI 101-150		RPI 150+		
11-16-0	0-0-0	0-5-0		OVERALL		1-2-0		1-3-0		9-6-0		
3-1-0	0-0-0	0-0-0		HOME		0-0-0		0-0-0		3-1-0		
8-15-0	0-0-0	0-5-0		AWAY		1-2-0		1-3-0		6-5-0		
0-0-0	0-0-0	0-0-0		NEUTRAL		0-0-0		0-0-0		0-0-0		
6-12-0	0-0-0	0-5-0		NON-CONFERENCE		0-0-0		1-3-0		5-4-0		
1-0-0	0-0-0	0-0-0		HOME		0-0-0		0-0-0		1-0-0		
5-12-0	0-0-0	0-0-		AWAY		0-0-0		1-3-0		4-4-0		
0-0-0	0-0-0	0-0-0		NEUTRAL		0-0-0		0-0-0		0-0-0		
5-4-0	0-0-0	0-0-0		CONFERENCE		1-2-0		0-0-0		4-2-0		
2-1-0	0-0-0	0-0-0		HOME		0-0-0		0-0-0		2-1-0		
3-3-0	0-0-0	0-0-0		AWAY		1-2-0		0-0-0		2-1-0		
0-0-0	0-0-0	0-0-0		NEUTRAL		0-0-0		0-0-0		0-0-0		
RPI	S	Opponent	Score	RPI	S	Opponent	Score	RPI	S	Opponent	Score	
				28	A	Florida	5 6	77	A	Harvard	8 10	
				28	A	Florida	1 15	77	A	Harvard	8 7	
				28	A	Florida	3 4	77	A	Harvard	0 3	
				33	A	UCF	5 7					
				33	A	UCF	1 8					
		</										

Non-Div. I Games:

Yale

Average RPI Win: 230		WON-LOST RECORD	WINNING PCT. RANK	LAST 10 GAMES	STRENGTH OF SCHEDULE	OPP. STRENGTH OF SCHEDULE	TEAM RPI	ADJ RPI	CONF. RPI	ADJ CONF. RPI							
Average RPI Loss: 155																	
DIV. I ONLY		25-6-0	.80645	7	8-2-0	292	156	126	.51337	126	24	24					
DIV. I NON-CONF.		18-4-0	.81818	14	2-1-0	289	167	114	.51893	114	25	25					
<hr/>																	
TOTALS		RPI 1-25		RPI 26-50		W-L RECORDS		RPI 51-100		RPI 101-150		RPI 150+					
25-6-0		0-1-0		0-0-0		OVERALL		0-0-0		1-0-0		24-5-0					
14-0-0		0-0-0		0-0-0		HOME		0-0-0		0-0-0		14-0-0					
8-4-0		0-1-0		0-0-0		AWAY		0-0-0		0-0-0		8-3-0					
3-2-0		0-0-0		0-0-0		NEUTRAL		0-0-0		1-0-0		2-2-0					
18-4-0		0-1-0		0-0-0		NON-CONFERENCE		0-0-0		1-0-0		17-3-0					
11-0-0		0-0-0		0-0-0		HOME		0-0-0		0-0-0		11-0-0					
4-2-0		0-1-0		0-0-		AWAY		0-0-0		0-0-0		4-1-0					
3-2-0		0-0-0		0-0-0		NEUTRAL		0-0-0		1-0-0		2-2-0					
7-2-0		0-0-0		0-0-0		CONFERENCE		0-0-0		0-0-0		7-2-0					
3-0-0		0-0-0		0-0-0		HOME		0-0-0		0-0-0		3-0-0					
4-2-0		0-0-0		0-0-0		AWAY		0-0-0		0-0-0		4-2-0					
0-0-0		0-0-0		0-0-0		NEUTRAL		0-0-0		0-0-0		0-0-0					
RPI	S	Opponent		Score		RPI	S	Opponent		Score		RPI	S	Opponent		Score	
10	A	Louisville		1	6							102	N	Wright St.		7	6
												165	A	Kent St.		3	2
												165	A	Kent St.		2	12
												165	A	Kent St.		5	1
												167	A	Murray St.		14	4
												167	A	Murray St.		5	7
												167	A	Murray St.		10	3
												194	N	Saint Louis		9	7
												194	N	Saint Louis		3	10
												194	N	Saint Louis		3	2
												194	N	Saint Louis		1	9
												195	A	Eastern Ky.		8	4
												201	A	Toledo		5	7
												201	A	Toledo		3	2
												201	A	Toledo		10	6
												252	H	Oakland		10	2
												252	H	Oakland		5	3
												252	H	Oakland		14	3
												262	H	Youngstown St.		11	1
												262	H	Youngstown St.		9	1
												262	H	Youngstown St.		5	2
												262	H	Youngstown St.		6	3
												266	H	St. Bonaventure		8	0
												266	H	St. Bonaventure		18	10
												266	H	St. Bonaventure		7	6
												276	A	Northern Ky.		16	1
												276	H	Northern Ky.		7	3
												280	H	Eastern Mich.		7	6
LAST 10 GAMES																	
												262	H	Youngstown St.		9	1
												262	H	Youngstown St.		5	2
												252	H	Oakland		10	2
												194	N	Saint Louis		3	10
												102	N	Wright St.		7	6

Non-Div. I Games:

Miami (OH)

RPI	S	Opponent	Score	
280	H	Eastern Mich.	13	3
280	H	Eastern Mich.	7	6
280	H	Eastern Mich.	7	6

Miami (OH)

M
i
a
m
i
(
O
H
)

M
i
a
m
i
(
O
H
)

Average RPI Win:		196	WON-LOST RECORD		WINNING PCT. RANK		LAST 10 GAMES		STRENGTH OF SCHEDULE		OPP. STRENGTH OF SCHEDULE		TEAM RPI		ADJ RPI		CONF. RPI		ADJ CONF. RPI								
Average RPI Loss:		121																									
DIV. I ONLY			22-9-0		.70968		27		7-3-0		221		166		127		.51244		127		23		23				
DIV. I NON-CONF.			16-6-0		.72727		39		1-1-0		220		124		104		.52473		103		22		22				
TOTALS		RPI 1-25		RPI 26-50		W-L RECORDS		RPI 51-100		RPI 101-150		RPI 150+															
22-9-0		0-2-0		0-1-0		OVERALL		1-1-0		6-2-0		15-3-0															
19-4-0		0-0-0		0-0-0		HOME		0-0-0		6-2-0		13-2-0															
2-4-0		0-1-0		0-1-0		AWAY		0-1-0		0-0-0		2-1-0															
1-1-0		0-1-0		0-0-0		NEUTRAL		1-0-0		0-0-0		0-0-0															
16-6-0		0-2-0		0-1-0		NON-CONFERENCE		1-1-0		4-1-0		11-1-0															
15-2-0		0-0-0		0-0-0		HOME		0-0-0		4-1-0		11-1-0															
0-3-0		0-1-0		0-0-		AWAY		0-1-0		0-0-0		0-0-0															
1-1-0		0-1-0		0-0-0		NEUTRAL		1-0-0		0-0-0		0-0-0															
6-3-0		0-0-0		0-0-0		CONFERENCE		0-0-0		2-1-0		4-2-0															
4-2-0		0-0-0		0-0-0		HOME		0-0-0		2-1-0		2-1-0															
2-1-0		0-0-0		0-0-0		AWAY		0-0-0		0-0-0		2-1-0															
0-0-0		0-0-0		0-0-0		NEUTRAL		0-0-0		0-0-0		0-0-0															
RPI	S	Opponent		Score		RPI	S	Opponent		Score		RPI	S	Opponent		Score											
8	A	Texas Tech		0	7	30	A	Arizona St.		3	7	82	A	Arizona		10	14	109	H	Grand Canyon		9	4				
8	N	Texas Tech		5	10							87	N	Xavier		6	4	109	H	Grand Canyon		9	2				
																		109	H	Grand Canyon		4	7				
																		125	H	Yale		13	6				
																		125	H	Yale		2	4				
																		125	H	Yale		14	6				
																		125	H	Yale		19	6				
																		142	H	New Mexico		13	5				
																		202	H	Delaware		11	3				
																		202	H	Delaware		17	3				
																		202	H	Delaware		15	2				
																		202	H	Delaware		11	4				
																		221	H	CSU Bakersfield		23	1				
																		221	H	CSU Bakersfield		4	9				
																		221	H	CSU Bakersfield		12	9				
																		244	H	La Salle		16	5				
																		244	H	La Salle		7	3				
																		244	H	La Salle		6	1				
																		244	H	La Salle		8	9				
																		246	H	Texas Southern		38	6				
																		246	H	Texas Southern		24	8				
																		246	H	Texas Southern		20	2				
																		246	H	Texas Southern		16	3				
																		264	A	Chicago St.		9	2				
																		264	A	Chicago St.		3	7				
																		264	A	Chicago St.		12	0				
						LAST 10 GAMES																					
						87 N Xavier						6	4	8 N Texas Tech						5	10						
						246 H Texas Southern						38	6	109 H Grand Canyon						9	2						
						244 H La Salle						7	3	109 H Grand Canyon						9	4						
						202 H Delaware						15	2	109 H Grand Canyon						4	7						
						125 H Yale						2	4	264 A Chicago St.						12	0						

Non-Div. I Games:

New Mexico St.

Average RPI Win: 124		WON-LOST RECORD		WINNING PCT. RANK		LAST 10 GAMES		STRENGTH OF SCHEDULE		OPP. STRENGTH OF SCHEDULE		TEAM RPI		ADJ RPI		CONF. RPI		ADJ CONF. RPI	
DIV. I ONLY		14-21-0		.4 210		6-4-0		32		98		128		.51228 128		11		11	
DIV. I NON-CONF.		9-14-0		.3913 196		1-2-0		9		76		111		.52063 111		12		12	
TOTALS		RPI 1-25		RPI 26-50		W-L RECORDS		RPI 51-100		RPI 101-150		RPI 150+							
14-21-0		0-3-0		2-2-0		OVERALL		5-12-0		3-0-0		4-4-0							
7-14-0		0-1-0		1-2-0		HOME		2-7-0		0-0-0		4-4-0							
5-6-0		0-2-0		0-0-0		AWAY		2-4-0		3-0-0		0-0-0							
2-1-0		0-0-0		1-0-0		NEUTRAL		1-1-0		0-0-0		0-0-0							
9-14-0		0-3-0		2-2-0		NON-CONFERENCE		5-9-0		0-0-0		2-0-0							
5-10-0		0-1-0		1-2-0		HOME		2-7-0		0-0-0		2-0-0							
2-3-0		0-2-0		0-0-		AWAY		2-1-0		0-0-0		0-0-0							
2-1-0		0-0-0		1-0-0		NEUTRAL		1-1-0		0-0-0		0-0-0							
5-7-0		0-0-0		0-0-0		CONFERENCE		0-3-0		3-0-0		2-4-0							
2-4-0		0-0-0		0-0-0		HOME		0-0-0		0-0-0		2-4-0							
3-3-0		0-0-0		0-0-0		AWAY		0-3-0		3-0-0		0-0-0							
0-0-0		0-0-0		0-0-0		NEUTRAL		0-0-0		0-0-0		0-0-0							
RPI	S	Opponent		Score		RPI	S	Opponent		Score		RPI	S	Opponent		Score			
14	A	Texas A&M		3	8	47	H	Oklahoma		8	1	51	A	Houston		5	3		
23	A	Texas		1	3	47	H	Oklahoma		0	6	55	N	Baylor		6	3		
23	H	Texas		4	11	47	H	Oklahoma		8	17	60	H	UC Irvine		5	11		
						50	N	TCU		12	2	60	H	UC Irvine		0	7		
												60	H	UC Irvine		4	11		
												61	A	Sam Houston St.		11	5		
												61	H	Sam Houston St.		9	10		
												67	A	Texas St.		6	7		
												67	H	Texas St.		0	5		
												67	N	Texas St.		0	1		
												68	A	Fla. Atlantic		2	4		
												68	A	Fla. Atlantic		4	12		
												68	A	Fla. Atlantic		7	12		
												82	H	Arizona		5	16		
												89	H	Rhode Island		1	2		
												89	H	Rhode Island		15	3		
												89	H	Rhode Island		7	6		
LAST 10 GAMES																			
						173	H	FIU		7	13	173	H	FIU		8	5		
						173	H	FIU		2	5	61	A	Sam Houston St.		11	5		
						150	A	Old Dominion		11	2	150	A	Old Dominion		3	1		
						150	A	Old Dominion		14	10	67	A	Texas St.		6	7		
						23	A	Texas		1	3	166	H	UTSA		8	6		

Non-Div. I Games:

Rice

Average RPI Win: 141		WON-LOST	WINNING	LAST 10	STRENGTH OF		OPP. STRENGTH	TEAM	ADJ	CONF.	ADJ CONF.
Average RPI Loss: 82		RECORD	PCT. RANK	GAMES	SCHEDULE		OF SCHEDULE	RPI	RPI	RPI	RPI
DIV. I ONLY		13-20-0	.39394	218	2-8-0		42	111	129	.51161	129
DIV. I NON-CONF.		12-15-0	.44444	173	1-5-0		66	183	121	.51194	121
TOTALS		RPI 1-25	RPI 26-50		W-L RECORDS		RPI 51-100		RPI 101-150		RPI 150+
13-20-0		2-4-0	0-5-0		OVERALL		0-3-0		6-5-0		5-3-0
7-7-0		1-2-0	0-1-0		HOME		0-0-0		3-3-0		3-1-0
3-11-0		1-2-0	0-4-0		AWAY		0-2-0		0-1-0		2-2-0
3-2-0		0-0-0	0-0-0		NEUTRAL		0-1-0		3-1-0		0-0-0
12-15-0		1-2-0	0-2-0		NON-CONFERENCE		0-3-0		6-5-0		5-3-0
6-5-0		0-0-0	0-1-0		HOME		0-0-0		3-3-0		3-1-0
3-8-0		1-2-0	0-0-		AWAY		0-2-0		0-1-0		2-2-0
3-2-0		0-0-0	0-0-0		NEUTRAL		0-1-0		3-1-0		0-0-0
1-5-0		1-2-0	0-3-0		CONFERENCE		0-0-0		0-0-0		0-0-0
1-2-0		1-2-0	0-0-0		HOME		0-0-0		0-0-0		0-0-0
0-3-0		0-0-0	0-3-0		AWAY		0-0-0		0-0-0		0-0-0
0-0-0		0-0-0	0-0-0		NEUTRAL		0-0-0		0-0-0		0-0-0
RPI S	Opponent	Score	RPI S	Opponent	Score	RPI S	Opponent	Score	RPI S	Opponent	Score
8 H	Texas Tech	4 11	26 A	Missouri	2 17	53 A	Wichita St.	5 8	105 N	Utah	6 4
8 H	Texas Tech	3 4	32 A	Oklahoma St.	4 5	57 N	Fresno St.	3 11	107 N	San Francisco	11 5
8 H	Texas Tech	5 4	32 A	Oklahoma St.	4 11	83 A	San Diego St.	7 10	107 N	San Francisco	1 3
22 A	Creighton	0 4	32 A	Oklahoma St.	4 8				107 N	San Francisco	7 0
22 A	Creighton	9 2	48 H	Nebraska	0 7				121 A	California Baptist	6 7
22 A	Creighton	1 11							124 H	UTRGV	3 1
									124 H	UTRGV	7 1
									124 H	UTRGV	5 6
									150 H	Old Dominion	0 5
									150 H	Old Dominion	2 8
									150 H	Old Dominion	6 2
									168 H	Canisius	3 15
									168 H	Canisius	6 5
									199 A	CSUN	2 4
									199 A	CSUN	6 5
									199 A	CSUN	8 10
									199 A	CSUN	11 5
									263 H	Northern Ill.	8 3
									263 H	Northern Ill.	9 6
LAST 10 GAMES											
8 H	Texas Tech	3 4	48 H	Nebraska	0 7						
8 H	Texas Tech	4 11	8 H	Texas Tech	5 4						
22 A	Creighton	1 11	53 A	Wichita St.	5 8						
22 A	Creighton	9 2	32 A	Oklahoma St.	4 8						
22 A	Creighton	0 4	32 A	Oklahoma St.	4 5						

Non-Div. I Games:

Kansas St.

Average RPI Win: 213		WON-LOST	WINNING	LAST 10	STRENGTH OF		OPP. STRENGTH	TEAM	ADJ	CONF.	ADJ CONF.
Average RPI Loss: 140		RECORD	PCT. RANK	GAMES	SCHEDULE		OF SCHEDULE	RPI	RPI	RPI	RPI
DIV. I ONLY		23-8-0	.74194	20	7-3-0		276	109	130	.5105	130
DIV. I NON-CONF.		19-6-0	.76	33	5-1-0		275	131	118	.51499	118
TOTALS		RPI 1-25	RPI 26-50		W-L RECORDS		RPI 51-100		RPI 101-150		RPI 150+
23-8-0		1-3-0	0-0-0		OVERALL		0-1-0		3-0-0		19-4-0
19-2-0		0-1-0	0-0-0		HOME		0-0-0		3-0-0		16-1-0
4-6-0		1-2-0	0-0-0		AWAY		0-1-0		0-0-0		3-3-0
0-0-0		0-0-0	0-0-0		NEUTRAL		0-0-0		0-0-0		0-0-0
19-6-0		1-3-0	0-0-0		NON-CONFERENCE		0-1-0		0-0-0		18-2-0
16-2-0		0-1-0	0-0-0		HOME		0-0-0		0-0-0		16-1-0
3-4-0		1-2-0	0-0-		AWAY		0-1-0		0-0-0		2-1-0
0-0-0		0-0-0	0-0-0		NEUTRAL		0-0-0		0-0-0		0-0-0
4-2-0		0-0-0	0-0-0		CONFERENCE		0-0-0		3-0-0		1-2-0
3-0-0		0-0-0	0-0-0		HOME		0-0-0		3-0-0		0-0-0
1-2-0		0-0-0	0-0-0		AWAY		0-0-0		0-0-0		1-2-0
0-0-0		0-0-0	0-0-0		NEUTRAL		0-0-0		0-0-0		0-0-0
RPI S	Opponent	Score		RPI S	Opponent	Score		RPI S	Opponent	Score	
2 A	Vanderbilt	4	12					54 A	Virginia Tech	3	9
15 A	Tennessee	6	5					131 H	Western Caro.	5	4
15 H	Tennessee	1	5					131 H	Western Caro.	10	3
18 A	Clemson	3	14					131 H	Western Caro.	10	9
								154 H	Radford	6	5
								193 H	NJIT	3	2
								193 H	NJIT	8	1
								193 H	NJIT	12	2
								205 H	UNC Asheville	7	6
								224 H	Wagner	6	1
								224 H	Wagner	4	3
								224 H	Wagner	7	1
								233 A	Georgia St.	8	2
								233 A	Georgia St.	5	1
								233 A	Georgia St.	5	6
								247 H	LIU Brooklyn	7	2
								247 H	LIU Brooklyn	7	2
								247 H	LIU Brooklyn	10	3
								257 A	VMI	14	3
								257 A	VMI	0	6
								257 A	VMI	6	7
								282 H	Iona	4	3
								282 H	Iona	14	3
								282 H	Iona	14	4
								285 H	Georgetown	11	1
								285 H	Georgetown	3	5
								285 H	Georgetown	4	0
								285 H	Georgetown	4	0
								205 H	UNC Asheville	7	6
LAST 10 GAMES											
224 H	Wagner	6	1	154 H	Radford	6	5				
193 H	NJIT	8	1	285 H	Georgetown	3	5				
257 A	VMI	0	6	285 H	Georgetown	11	1				
257 A	VMI	14	3	285 H	Georgetown	4	0				
257 A	VMI	6	7	205 H	UNC Asheville	7	6				

Non-Div. I Games:

ETSU

Average RPI Win:	147	WON-LOST RECORD	WINNING PCT. RANK	LAST 10 GAMES		STRENGTH OF SCHEDULE	OPP. STRENGTH OF SCHEDULE	TEAM RPI	ADJ RPI	CONF. RPI	ADJ CONF. RPI
DIV. I ONLY		13-15-0	.46429 176	3-7-0		58	183	131	.50983 131	16	16
DIV. I NON-CONF.		10-9-0	.52632 143	0-1-0		142	139	157	.49358 157	19	19
<hr/>											
TOTALS	RPI 1-25		RPI 26-50	W-L RECORDS		RPI 51-100		RPI 101-150		RPI 150+	
13-15-0	0-1-0		2-2-0	OVERALL		2-1-0		4-10-0		5-1-0	
8-7-0	0-0-0		2-2-0	HOME		0-0-0		3-5-0		3-0-0	
3-6-0	0-1-0		0-0-0	AWAY		2-1-0		0-3-0		1-1-0	
2-2-0	0-0-0		0-0-0	NEUTRAL		0-0-0		1-2-0		1-0-0	
10-9-0	0-1-0		2-2-0	NON-CONFERENCE		0-0-0		3-5-0		5-1-0	
7-5-0	0-0-0		2-2-0	HOME		0-0-0		2-3-0		3-0-0	
1-2-0	0-1-0		0-0-	AWAY		0-0-0		0-0-0		1-1-0	
2-2-0	0-0-0		0-0-0	NEUTRAL		0-0-0		1-2-0		1-0-0	
3-6-0	0-0-0		0-0-0	CONFERENCE		2-1-0		1-5-0		0-0-0	
1-2-0	0-0-0		0-0-0	HOME		0-0-0		1-2-0		0-0-0	
2-4-0	0-0-0		0-0-0	AWAY		2-1-0		0-3-0		0-0-0	
0-0-0	0-0-0		0-0-0	NEUTRAL		0-0-0		0-0-0		0-0-0	
<hr/>											
RPI S	Opponent	Score	RPI S	Opponent	Score	RPI S	Opponent	Score	RPI S	Opponent	Score
11 A	East Carolina	6 12	36 H	Indiana St.	4 8	93 A	UNC Greensboro	5 7	102 N	Wright St.	3 5
			36 H	Indiana St.	10 9	93 A	UNC Greensboro	2 1	104 H	Notre Dame	16 9
			41 H	St. John's (NY)	2 5	93 A	UNC Greensboro	24 4	105 N	Utah	0 14
			41 H	St. John's (NY)	13 4				110 H	Elon	5 2
									110 H	Elon	2 6
									110 H	Elon	11 12
									130 A	ETSU	4 5
									130 A	ETSU	3 10
									130 A	ETSU	9 10
									132 H	Gardner-Webb	4 5
									139 H	Wofford	4 3
									139 H	Wofford	4 7
									139 H	Wofford	5 20
									147 N	Michigan St.	6 4
									189 A	Marshall	9 10
									190 N	Ohio St.	8 5
									205 A	UNC Asheville	16 4
									252 H	Oakland	9 8
									252 H	Oakland	12 2
									252 H	Oakland	21 9
<hr/>											
LAST 10 GAMES											
147 N	Michigan St.	6 4	139 H	Wofford	5 20						
252 H	Oakland	9 8	189 A	Marshall	9 10						
252 H	Oakland	12 2	93 A	UNC Greensboro	2 1						
139 H	Wofford	4 7	93 A	UNC Greensboro	24 4						
139 H	Wofford	4 3	93 A	UNC Greensboro	5 7						

Non-Div. I Games:

Western Caro.

Average RPI Win: 178		WON-LOST	WINNING	LAST 10	STRENGTH OF		OPP. STRENGTH	TEAM	ADJ	CONF.	ADJ CONF.
Average RPI Loss: 153		RECORD	PCT. RANK	GAMES	SCHEDULE		OF SCHEDULE	RPI	RPI	RPI	RPI
DIV. I ONLY		14-13-0	.51852	134	6-4-0		153	193	132	.50972	132
DIV. I NON-CONF.		8-7-0	.53333	139	1-1-0		88	195	79	.54137	79
TOTALS		RPI 1-25	RPI 26-50		W-L RECORDS		RPI 51-100		RPI 101-150		RPI 150+
14-13-0		0-1-0	1-0-0		OVERALL		1-2-0		2-5-0		10-5-0
6-5-0		0-0-0	0-0-0		HOME		1-2-0		0-0-0		5-3-0
8-8-0		0-1-0	1-0-0		AWAY		0-0-0		2-5-0		5-2-0
0-0-0		0-0-0	0-0-0		NEUTRAL		0-0-0		0-0-0		0-0-0
8-7-0		0-1-0	1-0-0		NON-CONFERENCE		0-0-0		1-3-0		6-3-0
4-1-0		0-0-0	0-0-0		HOME		0-0-0		0-0-0		4-1-0
4-6-0		0-1-0	1-0-		AWAY		0-0-0		1-3-0		2-2-0
0-0-0		0-0-0	0-0-0		NEUTRAL		0-0-0		0-0-0		0-0-0
6-6-0		0-0-0	0-0-0		CONFERENCE		1-2-0		1-2-0		4-2-0
2-4-0		0-0-0	0-0-0		HOME		1-2-0		0-0-0		1-2-0
4-2-0		0-0-0	0-0-0		AWAY		0-0-0		1-2-0		3-0-0
0-0-0		0-0-0	0-0-0		NEUTRAL		0-0-0		0-0-0		0-0-0
RPI S	Opponent	Score		RPI S	Opponent	Score		RPI S	Opponent	Score	
16 A	North Carolina	8	18	40 A	South Carolina	10	2	56 H	Campbell	9	8
								56 H	Campbell	3	11
								56 H	Campbell	5	10
								131 A	Western Caro.	5	4
								139 A	Wofford	5	7
								139 A	Wofford	2	6
								139 A	Wofford	5	14
								149 A	Presbyterian	5	6
								149 A	Presbyterian	5	4
								149 A	Presbyterian	6	11
								175 H	Navy	1	0
								175 H	Navy	5	3
								175 H	Navy	3	2
								185 A	Furman	5	3
								185 A	Furman	2	7
								185 H	Furman	3	18
								198 A	Appalachian St.	3	24
								198 A	Appalachian St.	12	3
								208 H	Davidson	10	1
								235 A	USC Upstate	9	7
								235 A	USC Upstate	7	6
								235 A	USC Upstate	19	11
								290 H	Longwood	7	9
								290 H	Longwood	2	3
								290 H	Longwood	9	5
LAST 10 GAMES				198 A	Appalachian St.	3	24	56 H	Campbell	5	10
				198 A	Appalachian St.	12	3	56 H	Campbell	9	8
				185 A	Furman	5	3	208 H	Davidson	10	1
				185 A	Furman	2	7	235 A	USC Upstate	9	7
				56 H	Campbell	3	11	235 A	USC Upstate	7	6

Non-Div. I Games: Limestone 11 9

Gardner-Webb

[illegible]

Non-Div. I Games:

McNeese

Average RPI Win: 143		WON-LOST	WINNING	LAST 10	STRENGTH OF		OPP. STRENGTH	TEAM	ADJ	CONF.	ADJ CONF.			
Average RPI Loss: 78		RECORD	PCT. RANK	GAMES	SCHEDULE		OF SCHEDULE	RPI	RPI	RPI	RPI			
DIV. I ONLY		14-19-0	.42424	198	7-3-0		61	95	134	.50941	134	9	9	
DIV. I NON-CONF.		7-14-0	.33333	214	2-1-0		21	135	142	.5025	142	8	8	
TOTALS		RPI 1-25	RPI 26-50		W-L RECORDS		RPI 51-100		RPI 101-150		RPI 150+			
14-19-0		1-5-0	1-4-0		OVERALL		4-5-0		1-2-0		7-3-0			
8-10-0		0-3-0	1-3-0		HOME		1-2-0		0-0-0		6-2-0			
6-9-0		1-2-0	0-1-0		AWAY		3-3-0		1-2-0		1-1-0			
0-0-0		0-0-0	0-0-0		NEUTRAL		0-0-0		0-0-0		0-0-0			
7-14-0		1-5-0	1-4-0		NON-CONFERENCE		0-0-0		1-2-0		4-3-0			
4-8-0		0-3-0	1-3-0		HOME		0-0-0		0-0-0		3-2-0			
3-6-0		1-2-0	0-0-		AWAY		0-0-0		1-2-0		1-1-0			
0-0-0		0-0-0	0-0-0		NEUTRAL		0-0-0		0-0-0		0-0-0			
7-5-0		0-0-0	0-0-0		CONFERENCE		4-5-0		0-0-0		3-0-0			
4-2-0		0-0-0	0-0-0		HOME		1-2-0		0-0-0		3-0-0			
3-3-0		0-0-0	0-0-0		AWAY		3-3-0		0-0-0		0-0-0			
0-0-0		0-0-0	0-0-0		NEUTRAL		0-0-0		0-0-0		0-0-0			
RPI	S	Opponent	Score		RPI	S	Opponent	Score		RPI	S	Opponent	Score	
4	A	Arkansas	17	7	32	A	Oklahoma St.	3	8	71	A	Ga. Southern	11	10
17	A	Mississippi St.	4	15	35	H	Evansville	7	5	71	A	Ga. Southern	10	15
20	A	Ole Miss	8	11	35	H	Evansville	1	3	71	A	Ga. Southern	6	7
22	H	Creighton	8	13	35	H	Evansville	5	10	78	A	UT Arlington	13	3
22	H	Creighton	8	10	38	H	Louisiana Tech	3	5	78	A	UT Arlington	1	11
22	H	Creighton	10	12						78	A	UT Arlington	9	7
										97	H	Louisiana	2	4
										97	H	Louisiana	10	16
										97	H	Louisiana	4	1

Non-Div. I Games:

Little Rock

Average RPI Win: 213		WON-LOST	WINNING	LAST 10	STRENGTH OF		OPP. STRENGTH	TEAM	ADJ	CONF.	ADJ CONF.				
Average RPI Loss: 146		RECORD	PCT. RANK	GAMES	SCHEDULE		OF SCHEDULE	RPI	RPI	RPI	RPI				
DIV. I ONLY		23-8-0	.74194	20	9-1-0		284	186	135	.5087	135	24	24		
DIV. I NON-CONF.		16-6-0	.72727	39	3-0-0		294	182	140	.50365	140	25	25		
<hr/>															
TOTALS		RPI 1-25		RPI 26-50		W-L RECORDS		RPI 51-100		RPI 101-150		RPI 150+			
23-8-0		0-0-0		1-2-0		OVERALL		2-2-0		4-1-0		16-3-0			
5-1-0		0-0-0		0-0-0		HOME		0-0-0		2-1-0		3-0-0			
10-5-0		0-0-0		1-2-0		AWAY		2-2-0		2-0-0		5-1-0			
8-2-0		0-0-0		0-0-0		NEUTRAL		0-0-0		0-0-0		8-2-0			
16-6-0		0-0-0		1-2-0		NON-CONFERENCE		2-2-0		2-0-0		11-2-0			
0-0-0		0-0-0		0-0-0		HOME		0-0-0		0-0-0		0-0-0			
8-4-0		0-0-0		1-0-		AWAY		2-2-0		2-0-0		3-0-0			
8-2-0		0-0-0		0-0-0		NEUTRAL		0-0-0		0-0-0		8-2-0			
7-2-0		0-0-0		0-0-0		CONFERENCE		0-0-0		2-1-0		5-1-0			
5-1-0		0-0-0		0-0-0		HOME		0-0-0		2-1-0		3-0-0			
2-1-0		0-0-0		0-0-0		AWAY		0-0-0		0-0-0		2-1-0			
0-0-0		0-0-0		0-0-0		NEUTRAL		0-0-0		0-0-0		0-0-0			
RPI	S	Opponent	Score	RPI	S	Opponent	Score	RPI	S	Opponent	Score	RPI	S	Opponent	Score
				45	A	Illinois St.	2 7	96	A	Troy	2 3	104	A	Notre Dame	17 7
				45	A	Illinois St.	11 2	96	A	Troy	5 2	115	H	Ball St.	5 0
				45	A	Illinois St.	4 5	96	A	Troy	5 3	115	H	Ball St.	5 4
								96	A	Troy	6 7	115	H	Ball St.	0 10
												147	A	Michigan St.	8 6
												218	A	Lamar University	10 6
												218	A	Lamar University	4 2
												223	N	Pittsburgh	4 3
												227	N	Hofstra	24 7
												240	A	Ohio	5 3
												240	A	Ohio	6 2
												240	A	Ohio	11 12
												243	N	Butler	1 5
												252	A	Oakland	24 10
												263	H	Northern Ill.	5 2
												263	H	Northern Ill.	14 10
												263	H	Northern Ill.	6 4
												288	N	Villanova	7 13
												288	N	Villanova	9 1
												292	N	Prairie View	15 2
												292	N	Prairie View	12 3
												297	N	Mt. St. Mary's	13 1
												299	N	Saint Peter's	21 2
												299	N	Saint Peter's	14 4
<hr/>															
				LAST 10 GAMES											
				147	A	Michigan St.	8 6	252	A	Oakland	24 10	297	N	Mt. St. Mary's	13 1
				263	H	Northern Ill.	5 2	115	H	Ball St.	0 10	299	N	Saint Peter's	21 2
				263	H	Northern Ill.	6 4	115	H	Ball St.	5 0	299	N	Saint Peter's	14 4
				96	A	Troy	5 3	115	H	Ball St.	5 4				
				45	A	Illinois St.	4 5	104	A	Notre Dame	17 7				

Non-Div. I Games: Grand Valley St. 6 2

Central Mich.

Average RPI Win:	181	WON-LOST	WINNING	LAST 10	STRENGTH OF	OPP. STRENGTH	TEAM	ADJ	CONF.	ADJ CONF.	
Average RPI Loss:	130	RECORD	PCT. RANK	GAMES	SCHEDULE	OF SCHEDULE	RPI	RPI	RPI	RPI	
DIV. I ONLY	17-12-0	.58621	97	6-4-0	189	159	136	.50758	136	8	8
DIV. I NON-CONF.	16-10-0	.61538	91	5-2-0	166	213	96	.527	96	7	7
<hr/>											
TOTALS	RPI 1-25	RPI 26-50		W-L RECORDS		RPI 51-100		RPI 101-150		RPI 150+	
17-12-0	0-3-0	0-0-0		OVERALL		2-2-0		5-2-0		10-5-0	
12-4-0	0-0-0	0-0-0		HOME		1-2-0		3-1-0		8-1-0	
5-8-0	0-3-0	0-0-0		AWAY		1-0-0		2-1-0		2-4-0	
0-0-0	0-0-0	0-0-0		NEUTRAL		0-0-0		0-0-0		0-0-0	
16-10-0	0-3-0	0-0-0		NON-CONFERENCE		1-0-0		5-2-0		10-5-0	
11-2-0	0-0-0	0-0-0		HOME		0-0-0		3-1-0		8-1-0	
5-8-0	0-3-0	0-0-		AWAY		1-0-0		2-1-0		2-4-0	
0-0-0	0-0-0	0-0-0		NEUTRAL		0-0-0		0-0-0		0-0-0	
1-2-0	0-0-0	0-0-0		CONFERENCE		1-2-0		0-0-0		0-0-0	
1-2-0	0-0-0	0-0-0		HOME		1-2-0		0-0-0		0-0-0	
0-0-0	0-0-0	0-0-0		AWAY		0-0-0		0-0-0		0-0-0	
0-0-0	0-0-0	0-0-0		NEUTRAL		0-0-0		0-0-0		0-0-0	
RPI	S	Opponent	Score	RPI	S	Opponent	Score	RPI	S	Opponent	Score
25	A	Illinois	4 5					72	A	Arkansas St.	4 3
25	A	Illinois	5 14					88	H	Missouri St.	4 13
25	A	Illinois	4 5					88	H	Missouri St.	4 2
								88	H	Missouri St.	5 10
										114	H Morehead St.
											5 4
										114	H Morehead St.
											9 8
										114	H Morehead St.
											0 7
										116	A Memphis
											2 7
										116	A Memphis
											2 1
										119	A Eastern Ill.
											9 8
										148	H Austin Peay
											3 2
										153	A Nicholls St.
											3 7
										153	A Nicholls St.
											6 5
										153	A Nicholls St.
											2 3
										212	A Belmont
											13 9
										212	H Belmont
											10 4
										232	H Western Ill.
											8 1
										232	H Western Ill.
											6 1
										232	H Western Ill.
											16 1
										237	H SIUE
											7 6
										243	A Butler
											4 5
										263	H Northern Ill.
											8 6
										263	H Northern Ill.
											2 17
										263	H Northern Ill.
											3 1
										270	A Southeast Mo. St.
											9 11
										270	H Southeast Mo. St.
											4 1
<hr/>											
LAST 10 GAMES											
				88	H	Missouri St.	4 2	88	H	Missouri St.	5 10
				25	A	Illinois	4 5	72	A	Arkansas St.	4 3
				232	H	Western Ill.	6 1	243	A	Butler	4 5
				119	A	Eastern Ill.	9 8	212	H	Belmont	10 4
				88	H	Missouri St.	4 13	114	H	Morehead St.	5 4

Non-Div. I Games:

Southern Ill.

Average RPI Win:	177	WON-LOST	WINNING	LAST 10	STRENGTH OF	OPP. STRENGTH	TEAM	ADJ	CONF.	ADJ CONF.			
Average RPI Loss:	93	RECORD	PCT. RANK	GAMES	SCHEDULE	OF SCHEDULE	RPI	RPI	RPI	RPI			
DIV. I ONLY		17-11-0	.60714	85	4-6-0	231	73	137	.50541	137	7	7	
DIV. I NON-CONF.		16-4-0	.8	18	3-1-0	238	145	71	.54854	71	6	6	
<hr/>													
TOTALS	RPI 1-25	RPI 26-50		W-L RECORDS		RPI 51-100		RPI 101-150		RPI 150+			
17-11-0	0-0-0	3-3-0		OVERALL		1-5-0		0-0-0		13-3-0			
6-4-0	0-0-0	0-0-0		HOME		0-3-0		0-0-0		6-1-0			
4-5-0	0-0-0	3-3-0		AWAY		0-0-0		0-0-0		1-2-0			
7-2-0	0-0-0	0-0-0		NEUTRAL		1-2-0		0-0-0		6-0-0			
16-4-0	0-0-0	2-1-0		NON-CONFERENCE		1-2-0		0-0-0		13-1-0			
6-1-0	0-0-0	0-0-0		HOME		0-0-0		0-0-0		6-1-0			
3-1-0	0-0-0	2-0-		AWAY		0-0-0		0-0-0		1-0-0			
7-2-0	0-0-0	0-0-0		NEUTRAL		1-2-0		0-0-0		6-0-0			
1-7-0	0-0-0	1-2-0		CONFERENCE		0-3-0		0-0-0		0-2-0			
0-3-0	0-0-0	0-0-0		HOME		0-3-0		0-0-0		0-0-0			
1-4-0	0-0-0	1-2-0		AWAY		0-0-0		0-0-0		0-2-0			
0-0-0	0-0-0	0-0-0		NEUTRAL		0-0-0		0-0-0		0-0-0			
RPI	S	Opponent	Score	RPI	S	Opponent	Score	RPI	S	Opponent	Score		
				31	A	Indiana	3 5	64	H	Minnesota	5 7		
				31	A	Indiana	3 0	64	H	Minnesota	1 5		
				31	A	Indiana	2 3	64	H	Minnesota	6 8		
				33	A	UCF	3 5	80	N	Duke	8 7		
				33	A	UCF	5 2	80	N	Duke	0 14		
				33	A	UCF	11 5	80	N	Duke	2 9		
										156	A	Purdue	0 1
										156	A	Purdue	1 2
										164	H	Binghamton	5 3
										176	N	Fairfield	5 4
										176	N	Fairfield	6 5
										176	N	Fairfield	4 2
										215	H	UMass Lowell	3 1
										215	H	UMass Lowell	7 6
										215	H	UMass Lowell	3 2
										223	A	Pittsburgh	7 3
										248	N	Monmouth	6 4
										248	N	Monmouth	1 0
										248	N	Monmouth	7 0
										262	H	Youngstown St.	16 15
										266	H	St. Bonaventure	6 18
										267	H	Bucknell	9 3
<hr/>													
LAST 10 GAMES													
				31	A	Indiana	3 5	31	A	Indiana	2 3		
				156	A	Purdue	1 2	31	A	Indiana	3 0		
				215	H	UMass Lowell	7 6	266	H	St. Bonaventure	6 18		
				176	N	Fairfield	6 5	267	H	Bucknell	9 3		
				262	H	Youngstown St.	16 15	156	A	Purdue	0 1		

Non-Div. I Games:

Penn St.

Average RPI Win: 207		WON-LOST RECORD	WINNING PCT. RANK	LAST 10 GAMES	STRENGTH OF SCHEDULE	OPP. STRENGTH OF SCHEDULE	TEAM RPI	ADJ RPI	CONF. RPI	ADJ CONF. RPI							
Average RPI Loss: 110																	
DIV. I ONLY		18-13-1	.57813	98	8-2-0	212	141	138	.50532	138	20	20					
DIV. I NON-CONF.		11-11-1	.5	150	3-1-0	170	165	154	.49813	154	24	24					
<hr/>																	
TOTALS		RPI 1-25		RPI 26-50		W-L RECORDS		RPI 51-100		RPI 101-150		RPI 150+					
18-13-1		0-6-0		0-0-0		OVERALL		0-0-0		3-2-0		15-5-1					
9-4-0		0-0-0		0-0-0		HOME		0-0-0		3-1-0		6-3-0					
8-9-1		0-6-0		0-0-0		AWAY		0-0-0		0-1-0		8-2-1					
1-0-0		0-0-0		0-0-0		NEUTRAL		0-0-0		0-0-0		1-0-0					
11-11-1		0-6-0		0-0-0		NON-CONFERENCE		0-0-0		1-1-0		10-4-1					
7-3-0		0-0-0		0-0-0		HOME		0-0-0		1-0-0		6-3-0					
3-8-1		0-6-0		0-0-		AWAY		0-0-0		0-1-0		3-1-1					
1-0-0		0-0-0		0-0-0		NEUTRAL		0-0-0		0-0-0		1-0-0					
7-2-0		0-0-0		0-0-0		CONFERENCE		0-0-0		2-1-0		5-1-0					
2-1-0		0-0-0		0-0-0		HOME		0-0-0		2-1-0		0-0-0					
5-1-0		0-0-0		0-0-0		AWAY		0-0-0		0-0-0		5-1-0					
0-0-0		0-0-0		0-0-0		NEUTRAL		0-0-0		0-0-0		0-0-0					
RPI	S	Opponent		Score		RPI	S	Opponent		Score		RPI	S	Opponent		Score	
2	A	Vanderbilt		1	5					115	A	Ball St.		6	11		
2	A	Vanderbilt		3	11					115	H	Ball St.		5	4		
2	A	Vanderbilt		0	2					141	H	Massachusetts		11	2		
5	A	Georgia		1	13					141	H	Massachusetts		6	0		
5	A	Georgia		1	5					141	H	Massachusetts		2	9		
5	A	Georgia		7	10					165	H	Kent St.		12	5		
										168	H	Canisius		17	13		
										168	H	Canisius		6	2		
										168	H	Canisius		1	2		
										194	A	Saint Louis		4	2		
										194	A	Saint Louis		3	4		
										194	A	Saint Louis		3	2		
										195	A	Eastern Ky.		17	5		
										201	A	Toledo		12	9		
										234	N	Seton Hall		2	1		
										240	A	Ohio		12	5		
										240	H	Ohio		15	5		
										240	H	Ohio		2	4		
										243	H	Butler		6	1		
										266	A	St. Bonaventure		8	7		
										266	A	St. Bonaventure		8	0		
										266	A	St. Bonaventure		9	0		
										273	A	Bowling Green		8	12		
										280	H	Eastern Mich.		2	10		
										289	H	Purdue Fort Wayne		9	3		
										298	A	Fairleigh Dickinson		3	3		
										243	H	Butler		6	1		
LAST 10 GAMES																	
						141	H	Massachusetts		11	2	266	A	St. Bonaventure		8	7
						115	A	Ball St.		6	11	266	A	St. Bonaventure		8	0
						168	H	Canisius		1	2	266	A	St. Bonaventure		9	0
						298	A	Fairleigh Dickinson		3	3	273	A	Bowling Green		8	12
						201	A	Toledo		12	9	243	H	Butler		6	1

Non-Div. I Games:

Dayton

W
o
f
f
o
r
d

Wofford

RPI	S	Opponent	Score	
293	H	UMES	13	5

Wofford

W
o
f
f
o
r
d

W
o
f
f
o
r
d

Average RPI Win: 216		WON-LOST	WINNING	LAST 10	STRENGTH OF		OPP. STRENGTH	TEAM	ADJ	CONF.	ADJ CONF.			
Average RPI Loss: 126		RECORD	PCT. RANK	GAMES	SCHEDULE		OF SCHEDULE	RPI	RPI	RPI	RPI			
DIV. I ONLY		17-10-0	.62963	71	7-3-0		268	125	141	.50255	140	22	22	
DIV. I NON-CONF.		10-8-0	.55556	121	3-1-0		260	107	145	.50159	145	18	18	
TOTALS		RPI 1-25	RPI 26-50		W-L RECORDS		RPI 51-100		RPI 101-150		RPI 150+			
17-10-0		0-3-0	0-0-0		OVERALL		0-0-0		1-2-0		16-5-0			
10-1-0		0-0-0	0-0-0		HOME		0-0-0		0-0-0		10-1-0			
7-9-0		0-3-0	0-0-0		AWAY		0-0-0		1-2-0		6-4-0			
0-0-0		0-0-0	0-0-0		NEUTRAL		0-0-0		0-0-0		0-0-0			
10-8-0		0-3-0	0-0-0		NON-CONFERENCE		0-0-0		1-2-0		9-3-0			
4-1-0		0-0-0	0-0-0		HOME		0-0-0		0-0-0		4-1-0			
6-7-0		0-3-0	0-0-		AWAY		0-0-0		1-2-0		5-2-0			
0-0-0		0-0-0	0-0-0		NEUTRAL		0-0-0		0-0-0		0-0-0			
7-2-0		0-0-0	0-0-0		CONFERENCE		0-0-0		0-0-0		7-2-0			
6-0-0		0-0-0	0-0-0		HOME		0-0-0		0-0-0		6-0-0			
1-2-0		0-0-0	0-0-0		AWAY		0-0-0		0-0-0		1-2-0			
0-0-0		0-0-0	0-0-0		NEUTRAL		0-0-0		0-0-0		0-0-0			
RPI	S	Opponent	Score		RPI	S	Opponent	Score		RPI	S	Opponent	Score	
4	A	Arkansas	3	4						108	A	Southeastern La.	7	4
4	A	Arkansas	7	15						108	A	Southeastern La.	0	8
4	A	Arkansas	1	3						108	A	Southeastern La.	2	7
										169	A	Rutgers	5	6
										173	A	FIU	2	13
										173	A	FIU	7	6
										173	A	FIU	13	7
										200	H	Maine	5	3
										200	H	Maine	8	3
										200	H	Maine	2	0
										206	A	Hartford	5	6
										206	A	Hartford	7	5
										206	A	Hartford	5	9
										210	H	UMBC	8	5
										210	H	UMBC	9	3
										210	H	UMBC	4	3
										213	A	Army West Point	13	4
										247	H	LIU Brooklyn	9	3
										253	A	Sacred Heart	8	1
										253	H	Sacred Heart	4	1
										253	H	Sacred Heart	12	9
					LAST 10 GAMES					282	A	Iona	11	7
					253	H	Sacred Heart	4	1	206	A	Hartford	7	5
					213	A	Army West Point	13	4	210	H	UMBC	8	5
					210	H	UMBC	9	3	200	H	Maine	5	3
					210	H	UMBC	4	3	282	H	Iona	4	2
					4	A	Arkansas	1	3	206	A	Hartford	5	6

Non-Div. I Games:

Stony Brook

Average RPI Win:	172	WON-LOST RECORD	WINNING PCT. RANK	LAST 10 GAMES	STRENGTH OF SCHEDULE	OPP. STRENGTH OF SCHEDULE	TEAM RPI	ADJ RPI	CONF. RPI	ADJ CONF. RPI					
DIV. I ONLY		8-16-0	.33333	241	4-6-0	57	245	142	.50226	141	20	20			
DIV. I NON-CONF.		5-10-0	.33333	214	1-1-0	72	274	141	.50307	141	24	24			
<hr/>															
TOTALS	RPI 1-25	RPI 26-50		W-L RECORDS		RPI 51-100		RPI 101-150		RPI 150+					
8-16-0	0-0-0	0-0-0		OVERALL		1-4-0		2-5-0		5-7-0					
2-1-0	0-0-0	0-0-0		HOME		0-0-0		0-0-0		2-1-0					
5-14-0	0-0-0	0-0-0		AWAY		1-4-0		2-5-0		2-5-0					
1-1-0	0-0-0	0-0-0		NEUTRAL		0-0-0		0-0-0		1-1-0					
<hr/>															
5-10-0	0-0-0	0-0-0		NON-CONFERENCE		1-1-0		1-3-0		3-6-0					
0-0-0	0-0-0	0-0-0		HOME		0-0-0		0-0-0		0-0-0					
4-9-0	0-0-0	0-0-		AWAY		1-1-0		1-3-0		2-5-0					
1-1-0	0-0-0	0-0-0		NEUTRAL		0-0-0		0-0-0		1-1-0					
<hr/>															
3-6-0	0-0-0	0-0-0		CONFERENCE		0-3-0		1-2-0		2-1-0					
2-1-0	0-0-0	0-0-0		HOME		0-0-0		0-0-0		2-1-0					
1-5-0	0-0-0	0-0-0		AWAY		0-3-0		1-2-0		0-0-0					
0-0-0	0-0-0	0-0-0		NEUTRAL		0-0-0		0-0-0		0-0-0					
<hr/>															
RPI	S	Opponent	Score	RPI	S	Opponent	Score	RPI	S	Opponent	Score				
				52 A VCU				2	7	106 A A&M-Corpus Christi			9	12	
				52 A VCU				1	3	124 A UTRGV			6	12	
				52 A VCU				2	5	124 A UTRGV			14	11	
				74 A Boston College				6	2	124 A UTRGV			1	4	
				90 A Incarnate Word				4	19	138 A Dayton			2	11	
								138 A Dayton			9	2			
								138 A Dayton			0	6			
								175 A Navy			4	12			
								175 A Navy			3	0			
								194 H Saint Louis			4	9			
								194 H Saint Louis			17	8			
								194 H Saint Louis			7	6			
								220 A Holy Cross			2	11			
								226 A Kennesaw St.			0	9			
								226 A Kennesaw St.			7	12			
				226 A Kennesaw St.			2	12							
				238 A Central Conn. St.			2	1							
				238 N Central Conn. St.			1	0							
				245 N Albany (NY)			6	7							
<hr/>															
				LAST 10 GAMES											
138 A Dayton				2	11	74 A Boston College				6	2				
175 A Navy				4	12	138 A Dayton				9	2				
194 H Saint Louis				17	8	138 A Dayton				0	6				
194 H Saint Louis				4	9	245 N Albany (NY)				6	7				
194 H Saint Louis				7	6	52 A VCU				1	3				

Non-Div. I Games:

Massachusetts

Average RPI Win:		129	WON-LOST RECORD		WINNING PCT. RANK	LAST 10 GAMES	STRENGTH OF SCHEDULE		OPP. STRENGTH OF SCHEDULE	TEAM RPI	ADJ RPI	CONF. RPI	ADJ CONF. RPI
Average RPI Loss:		99											
DIV. I ONLY		15-17-0			.46875 166	4-6-0	106		94	143	.50211 142	10	10
DIV. I NON-CONF.		9-8-0			.52941 141	1-2-0	107		75	128	.50876 128	10	10
TOTALS		RPI 1-25	RPI 26-50		W-L RECORDS		RPI 51-100		RPI 101-150		RPI 150+		
15-17-0		1-3-0	1-2-0		OVERALL		5-3-0		4-6-0		4-3-0		
9-8-0		1-1-0	0-2-0		HOME		3-3-0		2-1-0		3-1-0		
4-7-0		0-0-0	0-0-0		AWAY		1-0-0		2-5-0		1-2-0		
2-2-0		0-2-0	1-0-0		NEUTRAL		1-0-0		0-0-0		0-0-0		
9-8-0		1-3-0	1-2-0		NON-CONFERENCE		4-1-0		0-1-0		3-1-0		
6-5-0		1-1-0	0-2-0		HOME		2-1-0		0-0-0		3-1-0		
1-1-0		0-0-0	0-0-		AWAY		1-0-0		0-1-0		0-0-0		
2-2-0		0-2-0	1-0-0		NEUTRAL		1-0-0		0-0-0		0-0-0		
6-9-0		0-0-0	0-0-0		CONFERENCE		1-2-0		4-5-0		1-2-0		
3-3-0		0-0-0	0-0-0		HOME		1-2-0		2-1-0		0-0-0		
3-6-0		0-0-0	0-0-0		AWAY		0-0-0		2-4-0		1-2-0		
0-0-0		0-0-0	0-0-0		NEUTRAL		0-0-0		0-0-0		0-0-0		
RPI S	Opponent	Score	RPI S	Opponent	Score	RPI S	Opponent	Score	RPI S	Opponent	Score		
3 N	Oregon St.	5 6	43 N	Gonzaga	6 4	64 N	Minnesota	11 1	112 A	UNLV	7 4		
3 N	Oregon St.	0 5	47 H	Oklahoma	6 8	81 H	Cal St. Fullerton	18 11	112 A	UNLV	0 8		
8 H	Texas Tech	6 15	47 H	Oklahoma	1 8	81 H	Cal St. Fullerton	7 13	112 A	UNLV	3 2		
8 H	Texas Tech	12 9				81 H	Cal St. Fullerton	6 4	122 A	San Jose St.	3 8		
						82 A	Arizona	5 4	122 A	San Jose St.	1 5		
						83 H	San Diego St.	3 19	122 A	San Jose St.	2 4		
						83 H	San Diego St.	13 4	122 H	San Jose St.	18 22		
						83 H	San Diego St.	2 4	122 H	San Jose St.	7 6		
									122 H	San Jose St.	14 2		
									127 A	New Mexico St.	5 13		
									161 A	Nevada	4 6		
									161 A	Nevada	3 5		
									161 A	Nevada	9 3		
									287 H	Niagara	13 3		
									287 H	Niagara	5 3		
									287 H	Niagara	3 5		
									287 H	Niagara	7 4		
LAST 10 GAMES													
287 H	Niagara	5 3	8 H	Texas Tech	6 15								
122 A	San Jose St.	1 5	112 A	UNLV	7 4								
122 A	San Jose St.	3 8	112 A	UNLV	0 8								
122 A	San Jose St.	2 4	112 A	UNLV	3 2								
8 H	Texas Tech	12 9	127 A	New Mexico St.	5 13								

Non-Div. I Games:

New Mexico

Average RPI Win:	196	WON-LOST RECORD	WINNING PCT. RANK	LAST 10 GAMES	STRENGTH OF SCHEDULE	OPP. STRENGTH OF SCHEDULE	TEAM RPI	ADJ RPI	CONF. RPI	ADJ CONF. RPI	
Average RPI Loss:	120										
DIV. I ONLY	12-10-0	.54545	119	7-3-0	213	143	139	.50148	143	8	8
DIV. I NON-CONF.	12-7-0	.63158	80	5-2-0	250	177	100	.52235	107	7	7
<hr/>											
TOTALS	RPI 1-25	RPI 26-50		W-L RECORDS	RPI 51-100		RPI 101-150		RPI 150+		
12-10-0	0-0-0	0-3-0		OVERALL	0-1-0		2-2-0		10-4-0		
2-3-0	0-0-0	0-3-0		HOME	0-0-0		0-0-0		2-0-0		
8-6-0	0-0-0	0-0-0		AWAY	0-1-0		2-2-0		6-3-0		
2-1-0	0-0-0	0-0-0		NEUTRAL	0-0-0		0-0-0		2-1-0		
12-7-0	0-0-0	0-0-0		NON-CONFERENCE	0-1-0		2-2-0		10-4-0		
2-0-0	0-0-0	0-0-0		HOME	0-0-0		0-0-0		2-0-0		
8-6-0	0-0-0	0-0-		AWAY	0-1-0		2-2-0		6-3-0		
2-1-0	0-0-0	0-0-0		NEUTRAL	0-0-0		0-0-0		2-1-0		
0-3-0	0-0-0	0-3-0		CONFERENCE	0-0-0		0-0-0		0-0-0		
0-3-0	0-0-0	0-3-0		HOME	0-0-0		0-0-0		0-0-0		
0-0-0	0-0-0	0-0-0		AWAY	0-0-0		0-0-0		0-0-0		
0-0-0	0-0-0	0-0-0		NEUTRAL	0-0-0		0-0-0		0-0-0		
RPI	S	Opponent	Score	RPI	S	Opponent	Score	RPI	S	Opponent	Score
				35	H	Evansville	0 1	85	A	Iowa	2 4
				35	H	Evansville	4 6				
				35	H	Evansville	2 4				
								112	A	UNLV	2 3
								112	A	UNLV	2 4
								112	A	UNLV	8 5
								148	A	Austin Peay	5 3
								166	A	UTSA	3 2
								166	A	UTSA	2 7
								166	A	UTSA	4 3
								178	A	Middle Tenn.	2 1
								178	A	Middle Tenn.	0 1
								180	A	Central Ark.	9 13
								180	A	Central Ark.	5 2
								180	A	Central Ark.	4 3
								232	A	Western Ill.	4 1
								232	H	Western Ill.	10 0
								237	H	SIUE	9 6
								258	N	Dartmouth	2 6
								258	N	Dartmouth	10 2
								258	N	Dartmouth	6 3
<hr/>											
LAST 10 GAMES											
				178	A	Middle Tenn.	2 1	35	H	Evansville	2 4
				232	A	Western Ill.	4 1	35	H	Evansville	0 1
				237	H	SIUE	9 6	85	A	Iowa	2 4
				232	H	Western Ill.	10 0	258	N	Dartmouth	6 3
				35	H	Evansville	4 6	258	N	Dartmouth	10 2
Non-Div. I Games:	Rowan	3	0	Robert Morris-S'fiel	10	0	Eureka	20	1	MacMurray	7 1
	Robert Morris-S'fiel	14	2	Keystone	18	1				Bradley	

Average RPI Win: 177		WON-LOST	WINNING	LAST 10	STRENGTH OF	OPP. STRENGTH	TEAM	ADJ	CONF.	ADJ CONF.		
Average RPI Loss: 100		RECORD	PCT. RANK	GAMES	SCHEDULE	OF SCHEDULE	RPI	RPI	RPI	RPI		
DIV. I ONLY		15-19-0	.44118	185	5-5-0	65	168	144	.50127	144	11	11
DIV. I NON-CONF.		13-9-0	.59091	103	3-0-0	119	150	97	.52674	97	12	12
<hr/>												
TOTALS		RPI 1-25	RPI 26-50		W-L RECORDS		RPI 51-100		RPI 101-150		RPI 150+	
15-19-0		0-5-0	0-4-0		OVERALL		3-2-0		1-2-0		11-6-0	
12-8-0		0-1-0	0-0-0		HOME		2-2-0		1-2-0		9-3-0	
3-11-0		0-4-0	0-4-0		AWAY		1-0-0		0-0-0		2-3-0	
0-0-0		0-0-0	0-0-0		NEUTRAL		0-0-0		0-0-0		0-0-0	
13-9-0		0-5-0	0-1-0		NON-CONFERENCE		2-0-0		0-0-0		11-3-0	
10-4-0		0-1-0	0-0-0		HOME		1-0-0		0-0-0		9-3-0	
3-5-0		0-4-0	0-0-		AWAY		1-0-0		0-0-0		2-0-0	
0-0-0		0-0-0	0-0-0		NEUTRAL		0-0-0		0-0-0		0-0-0	
2-10-0		0-0-0	0-3-0		CONFERENCE		1-2-0		1-2-0		0-3-0	
2-4-0		0-0-0	0-0-0		HOME		1-2-0		1-2-0		0-0-0	
0-6-0		0-0-0	0-3-0		AWAY		0-0-0		0-0-0		0-3-0	
0-0-0		0-0-0	0-0-0		NEUTRAL		0-0-0		0-0-0		0-0-0	
RPI	S	Opponent	Score	RPI	S	Opponent	Score	RPI	S	Opponent	Score	
12	H	Auburn	5 13	38	A	Louisiana Tech	2 3	68	H	Fla. Atlantic	2 6	150 H Old Dominion 7 14
17	A	Mississippi St.	2 3	38	A	Louisiana Tech	2 5	68	H	Fla. Atlantic	6 5	150 H Old Dominion 6 5
20	A	Ole Miss	1 2	38	A	Louisiana Tech	6 7	68	H	Fla. Atlantic	6 9	150 H Old Dominion 5 9
20	A	Ole Miss	9 15	44	A	Alabama	3 4	96	A	Troy	7 6	154 H Radford 5 1
20	A	Ole Miss	4 13					96	H	Troy	8 6	154 H Radford 11 8
												154 H Radford 7 8
												159 A Samford 7 2
												159 H Samford 9 0
												174 H Jacksonville St. 3 5
												197 A Western Ky. 5 6
												197 A Western Ky. 3 5
												197 A Western Ky. 4 5
												220 H Holy Cross 8 2
												220 H Holy Cross 20 6
												220 H Holy Cross 6 2
												237 H SIUE 13 5
												237 H SIUE 8 3
												237 H SIUE 5 3
												255 A Alabama St. 10 6
												295 H Alabama A&M 8 16
LAST 10 GAMES												
154	H	Radford	11 8	150	H	Old Dominion	7 14					
237	H	SIUE	5 3	150	H	Old Dominion	6 5					
237	H	SIUE	13 5	159	A	Samford	7 2					
96	A	Troy	7 6	38	A	Louisiana Tech	2 5					
150	H	Old Dominion	5 9	38	A	Louisiana Tech	6 7					

Non-Div. I Games:

UAB

Average RPI Win: 164		WON-LOST	WINNING	LAST 10	STRENGTH OF		OPP. STRENGTH	TEAM	ADJ	CONF.	ADJ CONF.
Average RPI Loss: 107		RECORD	PCT. RANK	GAMES	SCHEDULE		OF SCHEDULE	RPI	RPI	RPI	RPI
DIV. I ONLY		14-17-0	.45161	179	7-3-0		139	126	145	.5011	145
DIV. I NON-CONF.		9-13-0	.40909	187	3-0-0		200	198	214	.46179	214
TOTALS		RPI 1-25	RPI 26-50		W-L RECORDS		RPI 51-100		RPI 101-150		RPI 150+
14-17-0		0-3-0	3-2-0		OVERALL		2-5-0		2-3-0		7-4-0
8-5-0		0-0-0	1-0-0		HOME		2-2-0		0-1-0		5-2-0
6-12-0		0-3-0	2-2-0		AWAY		0-3-0		2-2-0		2-2-0
0-0-0		0-0-0	0-0-0		NEUTRAL		0-0-0		0-0-0		0-0-0
9-13-0		0-3-0	1-1-0		NON-CONFERENCE		1-3-0		0-2-0		7-4-0
7-3-0		0-0-0	1-0-0		HOME		1-0-0		0-1-0		5-2-0
2-10-0		0-3-0	0-0-		AWAY		0-3-0		0-1-0		2-2-0
0-0-0		0-0-0	0-0-0		NEUTRAL		0-0-0		0-0-0		0-0-0
5-4-0		0-0-0	2-1-0		CONFERENCE		1-2-0		2-1-0		0-0-0
1-2-0		0-0-0	0-0-0		HOME		1-2-0		0-0-0		0-0-0
4-2-0		0-0-0	2-1-0		AWAY		0-0-0		2-1-0		0-0-0
0-0-0		0-0-0	0-0-0		NEUTRAL		0-0-0		0-0-0		0-0-0
RPI S	Opponent	Score	RPI S	Opponent	Score	RPI S	Opponent	Score	RPI S	Opponent	Score
12 A	Auburn	0 5	27 A	UConn	5 4	68 A	Fla. Atlantic	7 8	102 A	Wright St.	4 10
12 A	Auburn	5 9	27 A	UConn	1 5	68 A	Fla. Atlantic	0 9	102 H	Wright St.	3 8
12 A	Auburn	0 5	27 A	UConn	10 4	68 A	Fla. Atlantic	3 5	118 A	South Fla.	6 5
			31 A	Indiana	1 7	87 H	Xavier	2 1	118 A	South Fla.	4 1
			31 H	Indiana	7 5	92 H	Tulane	7 6	118 A	South Fla.	2 4
						92 H	Tulane	1 8	190 A	Ohio St.	9 5
						92 H	Tulane	4 19	217 A	Houston Baptist	4 5
									217 A	Houston Baptist	5 4
									217 A	Houston Baptist	1 2
									273 H	Bowling Green	4 3
									273 H	Bowling Green	4 3
									273 H	Bowling Green	4 3
									276 H	Northern Ky.	14 6
									287 H	Niagara	5 0
									287 H	Niagara	1 2
									287 H	Niagara	7 8
LAST 10 GAMES											
			92 H	Tulane	1 8	27 A	UConn	1 5			
			92 H	Tulane	4 19	27 A	UConn	5 4			
			276 H	Northern Ky.	14 6	190 A	Ohio St.	9 5			
			87 H	Xavier	2 1	92 H	Tulane	7 6			
			27 A	UConn	10 4	118 A	South Fla.	4 1			

Non-Div. I Games:

Cincinnati

Average RPI Win:		178	WON-LOST RECORD		WINNING PCT. RANK	LAST 10 GAMES	STRENGTH OF SCHEDULE		OPP. STRENGTH OF SCHEDULE	TEAM RPI	ADJ RPI	CONF. RPI	ADJ CONF. RPI
Average RPI Loss:		78											
DIV. I ONLY		14-18-0			.4375 188	7-3-0	111		83	146	.50006 146	9	9
DIV. I NON-CONF.		9-11-0			.45 167	2-1-0	122		109	153	.49873 153	8	8
TOTALS		RPI 1-25	RPI 26-50		W-L RECORDS		RPI 51-100		RPI 101-150		RPI 150+		
14-18-0		0-3-0	1-4-0		OVERALL		2-4-0		2-6-0		9-1-0		
7-7-0		0-0-0	0-3-0		HOME		2-1-0		1-2-0		4-1-0		
4-9-0		0-2-0	1-1-0		AWAY		0-3-0		0-3-0		3-0-0		
3-2-0		0-1-0	0-0-0		NEUTRAL		0-0-0		1-1-0		2-0-0		
9-11-0		0-3-0	1-1-0		NON-CONFERENCE		0-0-0		2-6-0		6-1-0		
5-3-0		0-0-0	0-0-0		HOME		0-0-0		1-2-0		4-1-0		
1-6-0		0-2-0	1-0-		AWAY		0-0-0		0-3-0		0-0-0		
3-2-0		0-1-0	0-0-0		NEUTRAL		0-0-0		1-1-0		2-0-0		
5-7-0		0-0-0	0-3-0		CONFERENCE		2-4-0		0-0-0		3-0-0		
2-4-0		0-0-0	0-3-0		HOME		2-1-0		0-0-0		0-0-0		
3-3-0		0-0-0	0-0-0		AWAY		0-3-0		0-0-0		3-0-0		
0-0-0		0-0-0	0-0-0		NEUTRAL		0-0-0		0-0-0		0-0-0		
RPI S	Opponent	Score	RPI S	Opponent	Score	RPI S	Opponent	Score	RPI S	Opponent	Score		
9 A	LSU	7 12	29 H	Coastal Caro.	3 13	67 A	Texas St.	1 5	108 A	Southeastern La.	3 10		
15 N	Tennessee	2 7	29 H	Coastal Caro.	2 14	67 A	Texas St.	5 6	108 A	Southeastern La.	1 7		
17 A	Mississippi St.	8 21	29 H	Coastal Caro.	7 15	67 A	Texas St.	1 13	111 N	North Florida	7 4		
			38 A	Louisiana Tech	9 4	71 H	Ga. Southern	8 9	120 A	Northwestern St.	0 15		
			42 A	Southern Miss.	4 5	71 H	Ga. Southern	4 2	123 N	Air Force	0 1		
						71 H	Ga. Southern	8 5	133 H	McNeese	10 5		
									133 H	McNeese	2 10		
									133 H	McNeese	12 13		
									196 H	Southern U.	10 6		
									197 N	Western Ky.	4 3		
									213 N	Army West Point	10 3		
									233 A	Georgia St.	9 3		
									233 A	Georgia St.	16 8		
									233 A	Georgia St.	10 3		
									237 H	SIUE	4 12		
									237 H	SIUE	12 3		
									237 H	SIUE	4 1		
									283 H	Jackson St.	10 1		
LAST 10 GAMES													
			237 H	SIUE	4 12	71 H	Ga. Southern	8 5					
			233 A	Georgia St.	9 3	71 H	Ga. Southern	4 2					
			233 A	Georgia St.	10 3	71 H	Ga. Southern	8 9					
			233 A	Georgia St.	16 8	283 H	Jackson St.	10 1					
			17 A	Mississippi St.	8 21	38 A	Louisiana Tech	9 4					

Non-Div. I Games:

La.-Monroe

Average RPI Win: 137		WON-LOST	WINNING	LAST 10	STRENGTH OF		OPP. STRENGTH	TEAM	ADJ		CONF.	ADJ CONF.
Average RPI Loss: 70		RECORD	PCT. RANK	GAMES	SCHEDULE		OF SCHEDULE	RPI	RPI		RPI	RPI
DIV. I ONLY		8-22-0	.26667	268	15		155	147	.49924		147	7
DIV. I NON-CONF.		7-17-0	.29167	237	13		154	139	.50424		139	6
TOTALS		RPI 1-25	RPI 26-50		W-L RECORDS		RPI 51-100		RPI 101-150		RPI 150+	
8-22-0		0-1-0	2-13-0		OVERALL		1-2-0		1-2-0		4-4-0	
3-3-0		0-0-0	2-1-0		HOME		0-1-0		0-1-0		1-0-0	
3-11-0		0-0-0	0-8-0		AWAY		1-1-0		1-0-0		1-2-0	
2-8-0		0-1-0	0-4-0		NEUTRAL		0-0-0		0-1-0		2-2-0	
7-17-0		0-1-0	2-10-0		NON-CONFERENCE		1-0-0		1-2-0		3-4-0	
3-2-0		0-0-0	2-1-0		HOME		0-0-0		0-1-0		1-0-0	
3-7-0		0-0-0	0-0-		AWAY		1-0-0		1-0-0		1-2-0	
1-8-0		0-1-0	0-4-0		NEUTRAL		0-0-0		0-1-0		1-2-0	
1-5-0		0-0-0	0-3-0		CONFERENCE		0-2-0		0-0-0		1-0-0	
0-1-0		0-0-0	0-0-0		HOME		0-1-0		0-0-0		0-0-0	
0-4-0		0-0-0	0-3-0		AWAY		0-1-0		0-0-0		0-0-0	
1-0-0		0-0-0	0-0-0		NEUTRAL		0-0-0		0-0-0		1-0-0	
RPI S	Opponent	Score	RPI S	Opponent	Score	RPI S	Opponent	Score	RPI S	Opponent	Score	
19 N	NC State	0 5	27 N	UConn	6 10	66 A	Michigan	2 16	104 A	Notre Dame	3 2	
			27 N	UConn	1 6	66 H	Michigan	3 6	131 N	Western Caro.	4 6	
			27 N	UConn	3 9	82 A	Arizona	9 5	135 H	Central Mich.	6 8	
			27 N	UConn	4 17				163 A	New Orleans	4 6	
			29 A	Coastal Caro.	0 13				163 A	New Orleans	8 4	
			29 A	Coastal Caro.	5 12				163 A	New Orleans	1 4	
			30 A	Arizona St.	5 8				165 N	Kent St.	2 12	
			30 A	Arizona St.	2 13				190 N	Ohio St.	7 1	
			30 A	Arizona St.	0 8				198 N	Appalachian St.	6 9	
			36 H	Indiana St.	1 2				241 H	Western Mich.	3 2	
			36 H	Indiana St.	1 0				241 N	Western Mich.	5 2	
			36 H	Indiana St.	6 0							
			48 A	Nebraska	2 6							
			48 A	Nebraska	1 4							
			48 A	Nebraska	2 5							
LAST 10 GAMES												
			135 H	Central Mich.	6 8	36 H	Indiana St.	6 0				
			131 N	Western Caro.	4 6	36 H	Indiana St.	1 2				
			29 A	Coastal Caro.	5 12	36 H	Indiana St.	1 0				
			27 N	UConn	3 9	241 N	Western Mich.	5 2				
			104 A	Notre Dame	3 2	66 A	Michigan	2 16				

Non-Div. I Games:

Michigan St.

Average RPI Win: 206		WON-LOST	WINNING	LAST 10	STRENGTH OF		OPP. STRENGTH	TEAM	ADJ	CONF.	ADJ CONF.
Average RPI Loss: 137		RECORD	PCT. RANK	GAMES	SCHEDULE		OF SCHEDULE	RPI	RPI	RPI	RPI
DIV. I ONLY		16-15-0	.51613	139	5-5-0		158	215	148	.49746	148
DIV. I NON-CONF.		7-8-0	.46667	161	2-1-0		89	134	138	.50465	138
TOTALS		RPI 1-25	RPI 26-50		W-L RECORDS		RPI 51-100		RPI 101-150		RPI 150+
16-15-0	1-0-0	1-5-0		OVERALL		0-0-0		0-2-0		14-8-0	
10-6-0	0-0-0	1-3-0		HOME		0-0-0		0-1-0		9-2-0	
6-9-0	1-0-0	0-2-0		AWAY		0-0-0		0-1-0		5-6-0	
0-0-0	0-0-0	0-0-0		NEUTRAL		0-0-0		0-0-0		0-0-0	
7-8-0	1-0-0	1-5-0		NON-CONFERENCE		0-0-0		0-2-0		5-1-0	
5-4-0	0-0-0	1-3-0		HOME		0-0-0		0-1-0		4-0-0	
2-4-0	1-0-0	0-0-		AWAY		0-0-0		0-1-0		1-1-0	
0-0-0	0-0-0	0-0-0		NEUTRAL		0-0-0		0-0-0		0-0-0	
9-7-0	0-0-0	0-0-0		CONFERENCE		0-0-0		0-0-0		9-7-0	
5-2-0	0-0-0	0-0-0		HOME		0-0-0		0-0-0		5-2-0	
4-5-0	0-0-0	0-0-0		AWAY		0-0-0		0-0-0		4-5-0	
0-0-0	0-0-0	0-0-0		NEUTRAL		0-0-0		0-0-0		0-0-0	
RPI S	Opponent	Score		RPI S	Opponent	Score		RPI S	Opponent	Score	
2 A	Vanderbilt	7 6		35 H	Evansville	10 2		136 A	Southern Ill.	2 3	
				36 A	Indiana St.	2 3		143 H	Bradley	3 5	
				36 A	Indiana St.	1 8		167 A	Murray St.	3 11	
				49 H	Kentucky	5 12		167 A	Murray St.	0 4	
				49 H	Kentucky	4 8		167 A	Murray St.	2 0	
				49 H	Kentucky	1 11		167 H	Murray St.	3 8	
								178 H	Middle Tenn.	10 3	
								188 A	Lipscomb	8 9	
								188 H	Lipscomb	12 11	
								195 A	Eastern Ky.	3 11	
								195 A	Eastern Ky.	3 9	
								195 A	Eastern Ky.	8 1	
								197 A	Western Ky.	5 3	
								212 H	Belmont	11 3	
								212 H	Belmont	14 2	
								212 H	Belmont	3 11	
								263 H	Northern Ill.	8 3	
								263 H	Northern Ill.	15 3	
								270 A	Southeast Mo. St.	4 2	
								270 A	Southeast Mo. St.	10 2	
								270 A	Southeast Mo. St.	4 7	
								281 H	Tennessee Tech	10 4	
								281 H	Tennessee Tech	6 0	
								281 H	Tennessee Tech	8 1	
LAST 10 GAMES				195 A	Eastern Ky.	3 11		195 A	Eastern Ky.	8 1	
				195 A	Eastern Ky.	3 9		188 A	Lipscomb	8 9	
				263 H	Northern Ill.	8 3		212 H	Belmont	14 2	
				263 H	Northern Ill.	15 3		212 H	Belmont	11 3	
				35 H	Evansville	10 2		212 H	Belmont	3 11	

Non-Div. I Games:

Austin Peay

Average RPI Win: 170		WON-LOST	WINNING	LAST 10	STRENGTH OF		OPP. STRENGTH	TEAM	ADJ	CONF.	ADJ CONF.
Average RPI Loss: 98		RECORD	PCT. RANK	GAMES	SCHEDULE		OF SCHEDULE	RPI	RPI	RPI	RPI
DIV. I ONLY		14-18-0	.4375	188	5-5-0		101	129	149	.4974	149
DIV. I NON-CONF.		7-13-0	.35	210	1-1-0		96	117	169	.4879	169
TOTALS		RPI 1-25	RPI 26-50		W-L RECORDS		RPI 51-100		RPI 101-150		RPI 150+
14-18-0	0-3-0	1-2-0		OVERALL		0-7-0		4-1-0		9-5-0	
12-3-0	0-0-0	0-0-0		HOME		0-0-0		4-1-0		8-2-0	
2-12-0	0-3-0	1-2-0		AWAY		0-4-0		0-0-0		1-3-0	
0-3-0	0-0-0	0-0-0		NEUTRAL		0-3-0		0-0-0		0-0-0	
7-13-0	0-3-0	1-2-0		NON-CONFERENCE		0-4-0		2-0-0		4-4-0	
5-1-0	0-0-0	0-0-0		HOME		0-0-0		2-0-0		3-1-0	
2-9-0	0-3-0	1-0-		AWAY		0-1-0		0-0-0		1-3-0	
0-3-0	0-0-0	0-0-0		NEUTRAL		0-3-0		0-0-0		0-0-0	
7-5-0	0-0-0	0-0-0		CONFERENCE		0-3-0		2-1-0		5-1-0	
7-2-0	0-0-0	0-0-0		HOME		0-0-0		2-1-0		5-1-0	
0-3-0	0-0-0	0-0-0		AWAY		0-3-0		0-0-0		0-0-0	
0-0-0	0-0-0	0-0-0		NEUTRAL		0-0-0		0-0-0		0-0-0	
RPI S	Opponent	Score		RPI S	Opponent	Score		RPI S	Opponent	Score	
5 A	Georgia	0	17	44 A	Alabama	2	7	56 A	Campbell	3	5
5 A	Georgia	6	7	44 A	Alabama	4	9	56 A	Campbell	4	11
5 A	Georgia	1	8	44 A	Alabama	4	1	56 A	Campbell	2	3
								71 A	Ga. Southern	5	10
								95 N	Marist	5	7
								95 N	Marist	4	9
								95 N	Marist	10	14
								132 H	Gardner-Webb	11	6
								132 H	Gardner-Webb	4	5
								132 H	Gardner-Webb	6	5
								139 H	Wofford	5	4
								139 H	Wofford	5	4
								154 H	Radford	3	9
								154 H	Radford	7	1
								154 H	Radford	1	0
								184 H	Brown	3	4
								184 H	Brown	5	4
								184 H	Brown	5	4
								205 H	UNC Asheville	7	2
								205 H	UNC Asheville	4	2
								205 H	UNC Asheville	6	2
								208 A	Davidson	1	4
								226 A	Kennesaw St.	5	13
								226 A	Kennesaw St.	3	7
								249 A	N.C. Central	9	3
								249 H	N.C. Central	6	5
LAST 10 GAMES								71 A	Ga. Southern	5	10
								56 A	Campbell	4	11
								56 A	Campbell	2	3
								56 A	Campbell	3	5
								139 H	Wofford	5	4

Non-Div. I Games:

Presbyterian

Average RPI Win:	160	WON-LOST	WINNING	LAST 10		STRENGTH OF	OPP. STRENGTH	TEAM	ADJ	CONF.	ADJ CONF.				
Average RPI Loss:	120	RECORD	PCT. RANK	GAMES		SCHEDULE	OF SCHEDULE	RPI	RPI	RPI	RPI				
DIV. I ONLY		19-13-0	.59375	92	4-6-0	215	61	150	.49735	150	11	11			
DIV. I NON-CONF.		16-4-0	.8	18	2-1-0	225	97	70	.54884	70	12	12			
<hr/>															
TOTALS	RPI 1-25	RPI 26-50			W-L RECORDS	RPI 51-100			RPI 101-150		RPI 150+				
19-13-0	0-0-0	0-3-0			OVERALL	4-1-0			4-5-0		11-4-0				
14-7-0	0-0-0	0-0-0			HOME	3-0-0			0-3-0		11-4-0				
5-6-0	0-0-0	0-3-0			AWAY	1-1-0			4-2-0		0-0-0				
0-0-0	0-0-0	0-0-0			NEUTRAL	0-0-0			0-0-0		0-0-0				
<hr/>															
16-4-0	0-0-0	0-0-0			NON-CONFERENCE	4-1-0			2-1-0		10-2-0				
13-2-0	0-0-0	0-0-0			HOME	3-0-0			0-0-0		10-2-0				
3-2-0	0-0-0	0-0-			AWAY	1-1-0			2-1-0		0-0-0				
0-0-0	0-0-0	0-0-0			NEUTRAL	0-0-0			0-0-0		0-0-0				
<hr/>															
3-9-0	0-0-0	0-3-0			CONFERENCE	0-0-0			2-4-0		1-2-0				
1-5-0	0-0-0	0-0-0			HOME	0-0-0			0-3-0		1-2-0				
2-4-0	0-0-0	0-3-0			AWAY	0-0-0			2-1-0		0-0-0				
0-0-0	0-0-0	0-0-0			NEUTRAL	0-0-0			0-0-0		0-0-0				
<hr/>															
RPI	S	Opponent	Score	RPI	S	Opponent	Score	RPI	S	Opponent	Score				
				42	A	Southern Miss.	0 11	52	H	VCU	6 5	128	H	Rice	2 11
				42	A	Southern Miss.	0 9	56	H	Campbell	4 3	128	H	Rice	10 14
				42	A	Southern Miss.	4 14	79	A	William & Mary	4 2	128	H	Rice	1 3
								79	H	William & Mary	6 3	129	A	Kansas St.	8 2
								91	A	Virginia	2 4	129	A	Kansas St.	2 6
												129	A	Kansas St.	5 0
												144	A	UAB	14 7
												144	A	UAB	9 5
												144	A	UAB	5 6
												157	H	High Point	5 7
												157	H	High Point	7 0
												157	H	High Point	4 5
												164	H	Binghamton	12 9
												164	H	Binghamton	2 1
												169	H	Rutgers	12 2
												169	H	Rutgers	3 2
												169	H	Rutgers	12 5
												186	H	Charlotte	10 0
												186	H	Charlotte	8 11
												186	H	Charlotte	7 8
												256	H	Norfolk St.	11 0
												257	H	VMI	5 0
												272	H	Princeton	3 1
												272	H	Princeton	15 1
<hr/>															
				LAST 10 GAMES											
				128	H	Rice	2 11	144	A	UAB	9 5	272	H	Princeton	3 1
				128	H	Rice	10 14	144	A	UAB	14 7	272	H	Princeton	15 1
				157	H	High Point	4 5	144	A	UAB	5 6				
				157	H	High Point	7 0	91	A	Virginia	2 4				
				52	H	VCU	6 5	128	H	Rice	1 3				

Non-Div. I Games:

Old Dominion

Average RPI Win: 178		WON-LOST	WINNING	LAST 10	STRENGTH OF		OPP. STRENGTH	TEAM	ADJ	CONF.	ADJ CONF.
Average RPI Loss: 108		RECORD	PCT. RANK	GAMES	SCHEDULE		OF SCHEDULE	RPI	RPI	RPI	RPI
DIV. I ONLY		15-15-0	.5	147	7-3-0		102	201	151	.49722	151
DIV. I NON-CONF.		10-8-0	.55556	121	3-1-0		188	245	187	.4777	187
TOTALS		RPI 1-25	RPI 26-50		W-L RECORDS		RPI 51-100		RPI 101-150		RPI 150+
15-15-0	0-1-0	0-1-0		OVERALL		4-5-0		3-6-0		8-2-0	
13-7-0	0-0-0	0-0-0		HOME		3-4-0		2-1-0		8-2-0	
2-8-0	0-1-0	0-1-0		AWAY		1-1-0		1-5-0		0-0-0	
0-0-0	0-0-0	0-0-0		NEUTRAL		0-0-0		0-0-0		0-0-0	
10-8-0	0-1-0	0-1-0		NON-CONFERENCE		2-4-0		0-0-0		8-2-0	
9-5-0	0-0-0	0-0-0		HOME		1-3-0		0-0-0		8-2-0	
1-3-0	0-1-0	0-0-		AWAY		1-1-0		0-0-0		0-0-0	
0-0-0	0-0-0	0-0-0		NEUTRAL		0-0-0		0-0-0		0-0-0	
5-7-0	0-0-0	0-0-0		CONFERENCE		2-1-0		3-6-0		0-0-0	
4-2-0	0-0-0	0-0-0		HOME		2-1-0		2-1-0		0-0-0	
1-5-0	0-0-0	0-0-0		AWAY		0-0-0		1-5-0		0-0-0	
0-0-0	0-0-0	0-0-0		NEUTRAL		0-0-0		0-0-0		0-0-0	
RPI S	Opponent	Score		RPI S	Opponent	Score		RPI S	Opponent	Score	
14 A	Texas A&M	3	9	50 A	TCU	4	12	55 A	Baylor	3	6
								73 H	Bryant	8	6
								73 H	Bryant	1	11
								73 H	Bryant	7	8
								78 A	UT Arlington	4	2
								78 H	UT Arlington	0	2
								90 H	Incarnate Word	9	3
								90 H	Incarnate Word	2	4
								90 H	Incarnate Word	6	5
								106 A	A&M-Corpus Christi	5	6
								106 A	A&M-Corpus Christi	3	7
								106 A	A&M-Corpus Christi	4	1
								108 A	Southeastern La.	1	14
								108 A	Southeastern La.	3	8
								108 A	Southeastern La.	9	12
								120 H	Northwestern St.	4	0
								120 H	Northwestern St.	6	2
								120 H	Northwestern St.	11	24
								206 H	Hartford	8	7
								206 H	Hartford	2	1
								206 H	Hartford	11	7
								250 H	Grambling	23	5
								250 H	Grambling	7	8
								250 H	Grambling	7	4
								280 H	Eastern Mich.	5	6
								291 H	Ark.-Pine Bluff	5	4
								291 H	Ark.-Pine Bluff	9	7
								291 H	Ark.-Pine Bluff	16	7
LAST 10 GAMES											
206 H	Hartford	8	7	250 H	Grambling	7	8				
206 H	Hartford	11	7	250 H	Grambling	23	5				
90 H	Incarnate Word	9	3	250 H	Grambling	7	4				
90 H	Incarnate Word	6	5	78 A	UT Arlington	4	2				
90 H	Incarnate Word	2	4	108 A	Southeastern La.	3	8				

Non-Div. I Games: Tex. Permian Basin 13 6 Tex. Permian Basin 6 5

Abilene Christian

Average RPI Win:	214	WON-LOST	WINNING	LAST 10	STRENGTH OF	OPP. STRENGTH	TEAM	ADJ	CONF.	ADJ CONF.	
Average RPI Loss:	136	RECORD	PCT. RANK	GAMES	SCHEDULE	OF SCHEDULE	RPI	RPI	RPI	RPI	
DIV. I ONLY	14-13-0	.51852	134	5-5-0	236	205	152	.4969	152	25	25
DIV. I NON-CONF.	9-7-0	.5625	115	2-1-0	189	188	87	.53395	87	21	21
<hr/>											
TOTALS	RPI 1-25	RPI 26-50		W-L RECORDS		RPI 51-100		RPI 101-150		RPI 150+	
14-13-0	0-0-0	1-3-0		OVERALL		1-3-0		1-2-0		11-5-0	
0-2-0	0-0-0	0-0-0		HOME		0-0-0		0-0-0		0-2-0	
11-10-0	0-0-0	1-3-0		AWAY		1-2-0		1-2-0		8-3-0	
3-1-0	0-0-0	0-0-0		NEUTRAL		0-1-0		0-0-0		3-0-0	
<hr/>											
9-7-0	0-0-0	1-3-0		NON-CONFERENCE		1-3-0		0-0-0		7-1-0	
0-0-0	0-0-0	0-0-0		HOME		0-0-0		0-0-0		0-0-0	
6-6-0	0-0-0	1-0-		AWAY		1-2-0		0-0-0		4-1-0	
3-1-0	0-0-0	0-0-0		NEUTRAL		0-1-0		0-0-0		3-0-0	
<hr/>											
5-6-0	0-0-0	0-0-0		CONFERENCE		0-0-0		1-2-0		4-4-0	
0-2-0	0-0-0	0-0-0		HOME		0-0-0		0-0-0		0-2-0	
5-4-0	0-0-0	0-0-0		AWAY		0-0-0		1-2-0		4-2-0	
0-0-0	0-0-0	0-0-0		NEUTRAL		0-0-0		0-0-0		0-0-0	
<hr/>											
RPI S	Opponent	Score	RPI S	Opponent	Score	RPI S	Opponent	Score	RPI S	Opponent	Score
			37 A	BYU	8 11	82 A	Arizona	6 14	102 A	Wright St.	2 3
			37 A	BYU	6 14	82 A	Arizona	10 4	102 A	Wright St.	0 3
			37 A	BYU	3 5	82 A	Arizona	11 12	102 A	Wright St.	11 10
			45 A	Illinois St.	6 3	86 N	Northwestern	1 6	156 A	Purdue	6 1
									189 N	Marshall	5 3
									209 H	UIC	6 21
									209 H	UIC	4 10
									223 N	Pittsburgh	9 8
									252 A	Oakland	5 12
									252 A	Oakland	1 3
									252 A	Oakland	15 1
									263 A	Northern Ill.	4 2
									276 A	Northern Ky.	5 3
									276 A	Northern Ky.	6 2
									276 A	Northern Ky.	15 12
									283 A	Jackson St.	5 7
									283 A	Jackson St.	3 1
									283 A	Jackson St.	2 0
									288 N	Villanova	7 4
<hr/>											
LAST 10 GAMES											
			252 A	Oakland	5 12	252 A	Oakland	1 3			
			252 A	Oakland	15 1	263 A	Northern Ill.	4 2			
			37 A	BYU	6 14	209 H	UIC	6 21			
			283 A	Jackson St.	3 1	209 H	UIC	4 10			
			86 N	Northwestern	1 6	45 A	Illinois St.	6 3			

Non-Div. I Games: Lakeland 16 2 MSOE 12 5

Milwaukee

Average RPI Win: 200		WON-LOST	WINNING	LAST 10	STRENGTH OF		OPP. STRENGTH	TEAM	ADJ	CONF.	ADJ CONF.
Average RPI Loss: 122		RECORD	PCT. RANK	GAMES	SCHEDULE		OF SCHEDULE	RPI	RPI	RPI	RPI
DIV. I ONLY		17-16-0	.51515	142	5-5-0		156	188	153	.49651	153
DIV. I NON-CONF.		9-7-0	.5625	115	1-1-0		163	228	170	.48627	170
TOTALS		RPI 1-25	RPI 26-50		W-L RECORDS		RPI 51-100		RPI 101-150		RPI 150+
17-16-0	0-1-0	0-1-0		OVERALL		0-3-0		4-7-0		13-4-0	
12-5-0	0-0-0	0-0-0		HOME		0-2-0		4-2-0		8-1-0	
4-9-0	0-1-0	0-0-0		AWAY		0-1-0		0-5-0		4-2-0	
1-2-0	0-0-0	0-1-0		NEUTRAL		0-0-0		0-0-0		1-1-0	
9-7-0	0-1-0	0-1-0		NON-CONFERENCE		0-3-0		2-1-0		7-1-0	
8-3-0	0-0-0	0-0-0		HOME		0-2-0		2-1-0		6-0-0	
0-2-0	0-1-0	0-0-		AWAY		0-1-0		0-0-0		0-0-0	
1-2-0	0-0-0	0-1-0		NEUTRAL		0-0-0		0-0-0		1-1-0	
8-9-0	0-0-0	0-0-0		CONFERENCE		0-0-0		2-6-0		6-3-0	
4-2-0	0-0-0	0-0-0		HOME		0-0-0		2-1-0		2-1-0	
4-7-0	0-0-0	0-0-0		AWAY		0-0-0		0-5-0		4-2-0	
0-0-0	0-0-0	0-0-0		NEUTRAL		0-0-0		0-0-0		0-0-0	
RPI S	Opponent	Score		RPI S	Opponent	Score		RPI S	Opponent	Score	
9 A	LSU	4	5	42 N	Southern Miss.	0	5	92 H	Tulane	4	7
								97 H	Louisiana	1	3
								100 A	South Alabama	3	6
									A&M-Corpus Christi	5	3
									A&M-Corpus Christi	6	3
									A&M-Corpus Christi	3	4
									Northwestern St.	2	3
									Northwestern St.	7	9
									Northwestern St.	1	7
									McNeese	4	5
									McNeese	6	7
									Southern Ill.	7	3
									Southern Ill.	5	6
									Southern Ill.	3	2
									New Orleans	2	3
									New Orleans	3	2
									New Orleans	9	1
									Central Ark.	0	5
									Central Ark.	2	1
									Central Ark.	3	4
									Southern U.	4	2
									Lamar University	4	2
									Lamar University	5	4
									Lamar University	6	5
									Holy Cross	11	2
									Holy Cross	6	8
									Grambling	16	5
									Grambling	7	2
									Grambling	6	1
									Alcorn	25	5
LAST 10 GAMES											

Non-Div. I Games:

Nicholls St.

RPI	S	Opponent	Score	
296	H	Alcorn	10	1

Nicholls St.

N
i
c
h
o
l
l
s
s
t
.

N
i
c
h
o
l
l
s
s
t
.

Average RPI Win: 214		WON-LOST	WINNING	LAST 10	STRENGTH OF	OPP. STRENGTH	TEAM	ADJ	CONF.	ADJ CONF.							
Average RPI Loss: 116		RECORD	PCT. RANK	GAMES	SCHEDULE	OF SCHEDULE	RPI	RPI	RPI	RPI							
DIV. I ONLY		16-16-0	.5	147	7-3-0	172	174	154	.49626	154	19	19					
DIV. I NON-CONF.		8-12-0	.4	190	2-1-0	143	106	174	.48376	174	20	20					
<hr/>																	
TOTALS		RPI 1-25		RPI 26-50		W-L RECORDS		RPI 51-100		RPI 101-150		RPI 150+					
16-16-0		0-3-0		0-0-0		OVERALL		1-4-0		2-6-0		13-3-0					
8-6-0		0-0-0		0-0-0		HOME		1-3-0		0-0-0		7-3-0					
6-10-0		0-3-0		0-0-0		AWAY		0-1-0		2-6-0		4-0-0					
2-0-0		0-0-0		0-0-0		NEUTRAL		0-0-0		0-0-0		2-0-0					
8-12-0		0-3-0		0-0-0		NON-CONFERENCE		1-4-0		1-4-0		6-1-0					
4-4-0		0-0-0		0-0-0		HOME		1-3-0		0-0-0		3-1-0					
2-8-0		0-3-0		0-0-		AWAY		0-1-0		1-4-0		1-0-0					
2-0-0		0-0-0		0-0-0		NEUTRAL		0-0-0		0-0-0		2-0-0					
8-4-0		0-0-0		0-0-0		CONFERENCE		0-0-0		1-2-0		7-2-0					
4-2-0		0-0-0		0-0-0		HOME		0-0-0		0-0-0		4-2-0					
4-2-0		0-0-0		0-0-0		AWAY		0-0-0		1-2-0		3-0-0					
0-0-0		0-0-0		0-0-0		NEUTRAL		0-0-0		0-0-0		0-0-0					
RPI	S	Opponent		Score		RPI	S	Opponent		Score		RPI	S	Opponent		Score	
11	A	East Carolina		2	6							130	A	ETSU		5	6
11	A	East Carolina		3	4							139	A	Wofford		9	10
11	A	East Carolina		9	15							144	A	UAB		8	11
												144	A	UAB		1	5
												144	A	UAB		8	7
												149	A	Presbyterian		0	1
												149	A	Presbyterian		9	3
												149	A	Presbyterian		1	7
												172	H	Winthrop		13	3
												172	H	Winthrop		5	4
												172	H	Winthrop		20	11
												198	H	Appalachian St.		5	0
												215	H	UMass Lowell		8	3
												215	H	UMass Lowell		6	7
												235	H	USC Upstate		3	1
												235	H	USC Upstate		6	7
												235	H	USC Upstate		3	4
												257	A	VMI		14	5
												257	H	VMI		7	5
												267	N	Bucknell		17	4
												267	N	Bucknell		9	1
												278	A	Charleston So.		7	1
												278	A	Charleston So.		6	5
												278	A	Charleston So.		9	6
<hr/>																	
LAST 10 GAMES																	
144	A	UAB		8	11	257	H	VMI		7	5	278	A	Charleston So.			
267	N	Bucknell		9	1	235	H	USC Upstate		6	7	278	A	Charleston So.			
11	A	East Carolina		9	15	235	H	USC Upstate		3	1						
11	A	East Carolina		2	6	235	H	USC Upstate		3	4						
77	H	Harvard		2	9	130	A	ETSU		5	6						

Non-Div. I Games:

Radford

Average RPI Win: 232		WON-LOST RECORD	WINNING PCT. RANK	LAST 10 GAMES	STRENGTH OF SCHEDULE	OPP. STRENGTH OF SCHEDULE	TEAM RPI	ADJ RPI	CONF. RPI	ADJ CONF. RPI		
Average RPI Loss: 154												
DIV. I ONLY		20-6-1	.75926 13	9-1-0	299	145	155	.49478 155	27	27		
DIV. I NON-CONF.		8-6-1	.56667 114	0-1-0	299	40	226	.45459 226	26	26		
<hr/>												
TOTALS		RPI 1-25		RPI 26-50		W-L RECORDS		RPI 51-100		RPI 101-150		RPI 150+
20-6-1		0-0-0		0-0-0		OVERALL		1-3-0		0-0-0		19-3-1
9-0-0		0-0-0		0-0-0		HOME		0-0-0		0-0-0		9-0-0
11-6-1		0-0-0		0-0-0		AWAY		1-3-0		0-0-0		10-3-1
0-0-0		0-0-0		0-0-0		NEUTRAL		0-0-0		0-0-0		0-0-0
8-6-1		0-0-0		0-0-0		NON-CONFERENCE		1-3-0		0-0-0		7-3-1
0-0-0		0-0-0		0-0-0		HOME		0-0-0		0-0-0		0-0-0
8-6-1		0-0-0		0-0-		AWAY		1-3-0		0-0-0		7-3-1
0-0-0		0-0-0		0-0-0		NEUTRAL		0-0-0		0-0-0		0-0-0
12-0-0		0-0-0		0-0-0		CONFERENCE		0-0-0		0-0-0		12-0-0
9-0-0		0-0-0		0-0-0		HOME		0-0-0		0-0-0		9-0-0
3-0-0		0-0-0		0-0-0		AWAY		0-0-0		0-0-0		3-0-0
0-0-0		0-0-0		0-0-0		NEUTRAL		0-0-0		0-0-0		0-0-0
RPI	S	Opponent	Score	RPI	S	Opponent	Score	RPI	S	Opponent	Score	
								53	A	Wichita St.	2 12	
								58	A	Southern California	12 9	
								58	A	Southern California	5 6	
								58	A	Southern California	0 11	
										177	A South Dakota St.	9 4
										177	A South Dakota St.	12 10
										177	A South Dakota St.	11 7
										219	H North Dakota St.	7 6
										219	H North Dakota St.	4 1
										219	H North Dakota St.	3 0
										232	H Western Ill.	8 2
										232	H Western Ill.	15 5
										232	H Western Ill.	4 3
										239	A Seattle U	10 8
										239	A Seattle U	6 8
										239	A Seattle U	0 12
										239	A Seattle U	3 2
										268	A Santa Clara	2 0
										268	A Santa Clara	7 4
										268	A Santa Clara	4 2
										268	A Santa Clara	2 0
										275	A Savannah St.	3 3
										275	A Savannah St.	2 0
										275	A Savannah St.	4 5
										289	H Purdue Fort Wayne	11 4
										289	H Purdue Fort Wayne	6 1
										289	H Purdue Fort Wayne	26 0
LAST 10 GAMES												
										239	A Seattle U	10 8
										239	A Seattle U	3 2
										239	A Seattle U	0 12
										239	A Seattle U	6 8
										177	A South Dakota St.	12 10
177	A	South Dakota St.	11 7									
177	A	South Dakota St.	9 4									
232	H	Western Ill.	15 5									
232	H	Western Ill.	4 3									
268	A	Santa Clara	7 4									

Non-Div. I Games:

Omaha

Average RPI Win:		154	WON-LOST RECORD		WINNING PCT. RANK		LAST 10 GAMES		STRENGTH OF SCHEDULE		OPP. STRENGTH OF SCHEDULE		TEAM RPI		ADJ RPI		CONF. RPI		ADJ CONF. RPI				
DIV. I ONLY			10-20-0		.33333 241		5-5-0		75		161		156		.49454 156		7 7						
DIV. I NON-CONF.			6-16-0		.27273 248		1-1-0		106		180		200		.47002 200		6 6						
TOTALS		RPI 1-25		RPI 26-50				W-L RECORDS				RPI 51-100				RPI 101-150				RPI 150+			
10-20-0		1-3-0		0-8-0				OVERALL				2-1-0				2-1-0				5-7-0			
4-2-0		0-0-0		0-1-0				HOME				0-0-0				2-0-0				2-1-0			
4-17-0		1-3-0		0-7-0				AWAY				2-1-0				0-1-0				1-5-0			
2-1-0		0-0-0		0-0-0				NEUTRAL				0-0-0				0-0-0				2-1-0			
6-16-0		1-3-0		0-5-0				NON-CONFERENCE				0-0-0				0-1-0				5-7-0			
2-2-0		0-0-0		0-1-0				HOME				0-0-0				0-0-0				2-1-0			
2-13-0		1-3-0		0-0-				AWAY				0-0-0				0-1-0				1-5-0			
2-1-0		0-0-0		0-0-0				NEUTRAL				0-0-0				0-0-0				2-1-0			
4-4-0		0-0-0		0-3-0				CONFERENCE				2-1-0				2-0-0				0-0-0			
2-0-0		0-0-0		0-0-0				HOME				0-0-0				2-0-0				0-0-0			
2-4-0		0-0-0		0-3-0				AWAY				2-1-0				0-0-0				0-0-0			
0-0-0		0-0-0		0-0-0				NEUTRAL				0-0-0				0-0-0				0-0-0			
RPI	S	Opponent		Score		RPI	S	Opponent		Score		RPI	S	Opponent		Score		RPI	S	Opponent		Score	
23	A	Texas		2	7	36	A	Indiana St.		3	4	86	A	Northwestern		5	2	115	A	Ball St.		0	6
23	A	Texas		0	3	36	H	Indiana St.		3	4	86	A	Northwestern		9	7	137	H	Penn St.		1	0
23	A	Texas		4	0	42	A	Southern Miss.		2	4	86	A	Northwestern		1	2	137	H	Penn St.		2	1
23	A	Texas		6	13	42	A	Southern Miss.		7	16							152	H	Milwaukee		1	6
						42	A	Southern Miss.		6	7							174	A	Jacksonville St.		0	4
						48	A	Nebraska		5	9							174	A	Jacksonville St.		0	3
						48	A	Nebraska		0	17							174	A	Jacksonville St.		9	5
						48	A	Nebraska		4	13							193	N	NJIT		3	9
																		193	N	NJIT		3	2
																		193	N	NJIT		9	8
																		228	A	Oral Roberts		2	3
																		228	A	Oral Roberts		1	5
																		228	A	Oral Roberts		4	10
																		235	H	Valparaiso		5	1
																		273	H	Bowling Green		9	2
LAST 10 GAMES																							
137	H	Penn St.		2	1	23	A	Texas		4	0	48	A	Nebraska		5	9	48	A	Nebraska		4	13
193	N	NJIT		3	2	48	A	Nebraska		4	13	48	A	Nebraska		0	17	36	H	Indiana St.		3	4
193	N	NJIT		9	8																		
193	N	NJIT		3	9																		
228	A	Oral Roberts		1	5																		

Non-Div. I Games:




Purdue

Average RPI Win:	212	WON-LOST	WINNING	LAST 10	STRENGTH OF	OPP. STRENGTH	TEAM	ADJ	CONF.	ADJ CONF.	
Average RPI Loss:	125	RECORD	PCT. RANK	GAMES	SCHEDULE	OF SCHEDULE	RPI	RPI	RPI	RPI	
DIV. I ONLY	12-18-0	.4	210	4-6-0	84	229	157	.4945	157	19	19
DIV. I NON-CONF.	7-11-0	.38889	198	1-2-0	44	217	123	.51146	123	20	20
<hr/>											
TOTALS	RPI 1-25	RPI 26-50		W-L RECORDS		RPI 51-100		RPI 101-150		RPI 150+	
12-18-0	0-0-0	0-0-0		OVERALL		0-10-0		2-2-0		10-6-0	
4-9-0	0-0-0	0-0-0		HOME		0-7-0		0-1-0		4-1-0	
8-9-0	0-0-0	0-0-0		AWAY		0-3-0		2-1-0		6-5-0	
0-0-0	0-0-0	0-0-0		NEUTRAL		0-0-0		0-0-0		0-0-0	
7-11-0	0-0-0	0-0-0		NON-CONFERENCE		0-7-0		2-2-0		5-2-0	
2-5-0	0-0-0	0-0-0		HOME		0-4-0		0-1-0		2-0-0	
5-6-0	0-0-0	0-0-		AWAY		0-3-0		2-1-0		3-2-0	
0-0-0	0-0-0	0-0-0		NEUTRAL		0-0-0		0-0-0		0-0-0	
5-7-0	0-0-0	0-0-0		CONFERENCE		0-3-0		0-0-0		5-4-0	
2-4-0	0-0-0	0-0-0		HOME		0-3-0		0-0-0		2-1-0	
3-3-0	0-0-0	0-0-0		AWAY		0-0-0		0-0-0		3-3-0	
0-0-0	0-0-0	0-0-0		NEUTRAL		0-0-0		0-0-0		0-0-0	
RPI	S	Opponent	Score	RPI	S	Opponent	Score	RPI	S	Opponent	Score
						54 A Virginia Tech	1 16	110 H Elon		8 10	
						56 H Campbell	8 13	150 A Old Dominion		0 7	
						56 H Campbell	2 8	150 A Old Dominion		5 4	
						56 H Campbell	6 8	150 A Old Dominion		7 5	
						79 H William & Mary	6 8	172 A Winthrop		1 7	
						79 H William & Mary	3 4	172 A Winthrop		7 4	
						79 H William & Mary	2 6	172 A Winthrop		2 8	
						93 A UNC Greensboro	3 11	181 A N.C. A&T		8 1	
						93 H UNC Greensboro	2 6	181 H N.C. A&T		3 2	
						99 A Wake Forest	9 14	191 A James Madison		0 11	
								191 A James Madison		8 6	
								191 A James Madison		0 2	
								235 A USC Upstate		4 2	
								235 A USC Upstate		3 1	
								235 A USC Upstate		5 7	
								249 A N.C. Central		10 1	
								249 H N.C. Central		6 4	
								278 H Charleston So.		8 2	
								278 H Charleston So.		9 4	
								278 H Charleston So.		5 6	
LAST 10 GAMES											
						79 H William & Mary	3 4	172 A Winthrop		7 4	
						79 H William & Mary	2 6	172 A Winthrop		1 7	
						150 A Old Dominion	5 4	172 A Winthrop		2 8	
						150 A Old Dominion	0 7	93 A UNC Greensboro		3 11	
						99 A Wake Forest	9 14	278 H Charleston So.		8 2	

Non-Div. I Games:

High Point

Non-Div. I Games:

 Tie,
  Loss,
  Non-Conf,
 S Site, H Home, A Away, N Neutral

Page 162

RPI	S	Opponent	Score	
277	H	Towson	6	3
277	H	Towson	20	3

FGCU

F
G
C
U

F
G
C
U

Average RPI Win:	168	WON-LOST	WINNING	LAST 10	STRENGTH OF	OPP. STRENGTH	TEAM	ADJ	CONF.	ADJ CONF.	
Average RPI Loss:	77	RECORD	PCT. RANK	GAMES	SCHEDULE	OF SCHEDULE	RPI	RPI	RPI	RPI	
DIV. I ONLY	13-17-0	.43333	192	4-6-0	68	148	160	.49337	160	13	13
DIV. I NON-CONF.	9-15-0	.375	203	0-4-0	52	169	164	.49131	164	11	11
TOTALS	RPI 1-25	RPI 26-50	W-L RECORDS		RPI 51-100	RPI 101-150		RPI 150+			
13-17-0	0-0-0	0-3-0	OVERALL		4-13-0	0-0-0		9-1-0			
11-9-0	0-0-0	0-0-0	HOME		3-8-0	0-0-0		8-1-0			
2-8-0	0-0-0	0-3-0	AWAY		1-5-0	0-0-0		1-0-0			
0-0-0	0-0-0	0-0-0	NEUTRAL		0-0-0	0-0-0		0-0-0			
9-15-0	0-0-0	0-3-0	NON-CONFERENCE		3-11-0	0-0-0		6-1-0			
7-7-0	0-0-0	0-0-0	HOME		2-6-0	0-0-0		5-1-0			
2-8-0	0-0-0	0-0-	AWAY		1-5-0	0-0-0		1-0-0			
0-0-0	0-0-0	0-0-0	NEUTRAL		0-0-0	0-0-0		0-0-0			
4-2-0	0-0-0	0-0-0	CONFERENCE		1-2-0	0-0-0		3-0-0			
4-2-0	0-0-0	0-0-0	HOME		1-2-0	0-0-0		3-0-0			
0-0-0	0-0-0	0-0-0	AWAY		0-0-0	0-0-0		0-0-0			
0-0-0	0-0-0	0-0-0	NEUTRAL		0-0-0	0-0-0		0-0-0			
RPI	S	Opponent	Score	RPI	S	Opponent	Score	RPI	S	Opponent	Score
47	A	Oklahoma	1 4	55	A	Baylor	0 3	199	H	CSUN	4 2
47	A	Oklahoma	2 5	55	A	Baylor	3 1	199	H	CSUN	2 1
47	A	Oklahoma	3 9	55	A	Baylor	3 14	199	H	CSUN	3 1
				57	H	Fresno St.	6 16	216	H	Columbia	5 4
				65	A	Washington	7 11	216	H	Columbia	2 1
				65	A	Washington	3 9	216	H	Columbia	3 2
				65	A	Washington	0 5	216	H	Columbia	13 6
				70	H	Saint Mary's (CA)	1 7	221	A	CSU Bakersfield	7 1
				70	H	Saint Mary's (CA)	2 8	221	H	CSU Bakersfield	2 0
				70	H	Saint Mary's (CA)	8 3	268	H	Santa Clara	6 7
				70	H	Saint Mary's (CA)	6 2				
				76	H	California	3 5				
				76	H	California	2 10				
				76	H	California	4 5				
				81	H	Cal St. Fullerton	5 3				
				81	H	Cal St. Fullerton	6 16				
				81	H	Cal St. Fullerton	2 16				
LAST 10 GAMES											
70	H	Saint Mary's (CA)	1 7	81	H	Cal St. Fullerton	2 16				
216	H	Columbia	13 6	268	H	Santa Clara	6 7				
57	H	Fresno St.	6 16	199	H	CSUN	4 2				
81	H	Cal St. Fullerton	6 16	199	H	CSUN	3 1				
81	H	Cal St. Fullerton	5 3	199	H	CSUN	2 1				

Non-Div. I Games:

Cal Poly

Average RPI Win: 137		WON-LOST RECORD	WINNING PCT. RANK	LAST 10 GAMES	STRENGTH OF SCHEDULE	OPP. STRENGTH OF SCHEDULE	TEAM RPI	ADJ RPI	CONF. RPI	ADJ CONF. RPI									
Average RPI Loss: 107																			
DIV. I ONLY		16-16-0	.5	147	4-6-0	196	44	161	.49263	161	10	10							
DIV. I NON-CONF.		10-7-0	.58824	107	2-2-0	267	24	156	.49447	156	10	10							
<hr/>																			
TOTALS		RPI 1-25		RPI 26-50		W-L RECORDS		RPI 51-100		RPI 101-150		RPI 150+							
16-16-0		0-1-0		0-0-0		OVERALL		5-5-0		6-8-0		5-2-0							
8-8-0		0-0-0		0-0-0		HOME		2-2-0		5-4-0		1-2-0							
7-7-0		0-1-0		0-0-0		AWAY		2-3-0		1-3-0		4-0-0							
1-1-0		0-0-0		0-0-0		NEUTRAL		1-0-0		0-1-0		0-0-0							
10-7-0		0-1-0		0-0-0		NON-CONFERENCE		3-1-0		2-3-0		5-2-0							
4-3-0		0-0-0		0-0-0		HOME		1-0-0		2-1-0		1-2-0							
5-3-0		0-1-0		0-0-		AWAY		1-1-0		0-1-0		4-0-0							
1-1-0		0-0-0		0-0-0		NEUTRAL		1-0-0		0-1-0		0-0-0							
6-9-0		0-0-0		0-0-0		CONFERENCE		2-4-0		4-5-0		0-0-0							
4-5-0		0-0-0		0-0-0		HOME		1-2-0		3-3-0		0-0-0							
2-4-0		0-0-0		0-0-0		AWAY		1-2-0		1-2-0		0-0-0							
0-0-0		0-0-0		0-0-0		NEUTRAL		0-0-0		0-0-0		0-0-0							
RPI	S	Opponent		Score		RPI	S	Opponent		Score		RPI	S	Opponent		Score			
6	A	UC Santa Barbara		1	2			67	A	Texas St.		4	0	101	H	Sacramento St.		6	2
								70	A	Saint Mary's (CA)		5	6	105	N	Utah		3	6
								70	H	Saint Mary's (CA)		6	5	107	H	San Francisco		7	3
								83	A	San Diego St.		5	8	109	A	Grand Canyon		2	3
								83	A	San Diego St.		1	3	109	H	Grand Canyon		2	8
								83	A	San Diego St.		6	5	112	A	UNLV		7	6
								83	H	San Diego St.		8	7	112	A	UNLV		5	8
								83	H	San Diego St.		2	6	112	A	UNLV		6	7
								83	H	San Diego St.		3	11	123	H	Air Force		4	3
								88	N	Missouri St.		16	4	123	H	Air Force		1	4
														123	H	Air Force		2	8
														142	H	New Mexico		6	4
														142	H	New Mexico		5	3
														142	H	New Mexico		3	9
														187	H	Washington St.		8	1
														187	H	Washington St.		2	16
														187	H	Washington St.		1	3
														211	A	Long Beach St.		3	2
														211	A	Long Beach St.		5	3
														211	A	Long Beach St.		1	0
														254	A	UC Davis		5	4
<hr/>																			
LAST 10 GAMES																			
70	A	Saint Mary's (CA)		5	6	123	H	Air Force		1	4								
83	H	San Diego St.		3	11	123	H	Air Force		2	8								
83	H	San Diego St.		2	6	123	H	Air Force		4	3								
83	H	San Diego St.		8	7	109	H	Grand Canyon		2	8								
101	H	Sacramento St.		6	2	107	H	San Francisco		7	3								

Non-Div. I Games:

Nevada

Non-Div. I Games:

Tie, Loss, Non-Conf,S Site, H Home, A Away, N Neutral Page 167

Average RPI Win:	147	WON-LOST RECORD	WINNING PCT. RANK	LAST 10 GAMES	STRENGTH OF SCHEDULE	OPP. STRENGTH OF SCHEDULE	TEAM RPI	ADJ RPI	CONF. RPI	ADJ CONF. RPI	
Average RPI Loss:	121										
DIV. I ONLY	16-16-0	.5	147	3-7-0	170	113	163	.49192	163	12	12
DIV. I NON-CONF.	12-5-0	.70588	48	2-1-0	266	83	150	.49933	150	13	13
<hr/>											
TOTALS	RPI 1-25	RPI 26-50		W-L RECORDS		RPI 51-100		RPI 101-150		RPI 150+	
16-16-0	0-0-0	1-0-0		OVERALL		4-6-0		5-7-0		6-3-0	
11-8-0	0-0-0	0-0-0		HOME		3-2-0		4-5-0		4-1-0	
5-8-0	0-0-0	1-0-0		AWAY		1-4-0		1-2-0		2-2-0	
0-0-0	0-0-0	0-0-0		NEUTRAL		0-0-0		0-0-0		0-0-0	
12-5-0	0-0-0	1-0-0		NON-CONFERENCE		3-1-0		3-3-0		5-1-0	
9-4-0	0-0-0	0-0-0		HOME		2-0-0		3-3-0		4-1-0	
3-1-0	0-0-0	1-0-		AWAY		1-1-0		0-0-0		1-0-0	
0-0-0	0-0-0	0-0-0		NEUTRAL		0-0-0		0-0-0		0-0-0	
4-11-0	0-0-0	0-0-0		CONFERENCE		1-5-0		2-4-0		1-2-0	
2-4-0	0-0-0	0-0-0		HOME		1-2-0		1-2-0		0-0-0	
2-7-0	0-0-0	0-0-0		AWAY		0-3-0		1-2-0		1-2-0	
0-0-0	0-0-0	0-0-0		NEUTRAL		0-0-0		0-0-0		0-0-0	
RPI	S	Opponent	Score	RPI	S	Opponent	Score	RPI	S	Opponent	Score
				42	A	Southern Miss.	2 1	61	H	Sam Houston St.	6 4
								61	H	Sam Houston St.	2 8
								61	H	Sam Houston St.	2 6
								90	A	Incarnate Word	2 3
								90	A	Incarnate Word	2 5
								90	A	Incarnate Word	7 15
								92	H	Tulane	8 7
								97	A	Louisiana	10 3
								100	A	South Alabama	7 22
								100	H	South Alabama	7 5
											108 H Southeastern La.
											108 H Southeastern La.
											108 H Southeastern La.
											120 A Northwestern St.
											120 A Northwestern St.
											120 A Northwestern St.
											125 H Yale
											125 H Yale
											125 H Yale
											147 H Michigan St.
											147 H Michigan St.
											147 H Michigan St.
											153 A Nicholls St.
											153 A Nicholls St.
											153 A Nicholls St.
											169 H Rutgers
											196 H Southern U.
											243 H Butler
											264 H Chicago St.
											283 A Jackson St.
											283 H Jackson St.
				LAST 10 GAMES							
											283 H Jackson St.
											92 H Tulane
											90 A Incarnate Word
											90 A Incarnate Word
											90 A Incarnate Word

Non-Div. I Games:

New Orleans

Average RPI Win:	229	WON-LOST RECORD	WINNING PCT. RANK	LAST 10 GAMES	STRENGTH OF SCHEDULE	OPP. STRENGTH OF SCHEDULE	TEAM RPI	ADJ RPI	CONF. RPI	ADJ CONF. RPI		
DIV. I ONLY		13-12-0	.52	133	6-4-0	228	241	164	.49108	164	22	22
DIV. I NON-CONF.		10-10-0	.5	150	3-2-0	198	250	137	.50488	137	18	18
<hr/>												
TOTALS	RPI 1-25	RPI 26-50		W-L RECORDS		RPI 51-100		RPI 101-150		RPI 150+		
13-12-0	0-0-0	0-0-0		OVERALL		0-3-0		0-3-0		13-6-0		
3-1-0	0-0-0	0-0-0		HOME		0-0-0		0-0-0		3-1-0		
10-8-0	0-0-0	0-0-0		AWAY		0-0-0		0-3-0		10-5-0		
0-3-0	0-0-0	0-0-0		NEUTRAL		0-3-0		0-0-0		0-0-0		
10-10-0	0-0-0	0-0-0		NON-CONFERENCE		0-3-0		0-3-0		10-4-0		
2-0-0	0-0-0	0-0-0		HOME		0-0-0		0-0-0		2-0-0		
8-7-0	0-0-0	0-0-		AWAY		0-0-0		0-3-0		8-4-0		
0-3-0	0-0-0	0-0-0		NEUTRAL		0-3-0		0-0-0		0-0-0		
3-2-0	0-0-0	0-0-0		CONFERENCE		0-0-0		0-0-0		3-2-0		
1-1-0	0-0-0	0-0-0		HOME		0-0-0		0-0-0		1-1-0		
2-1-0	0-0-0	0-0-0		AWAY		0-0-0		0-0-0		2-1-0		
0-0-0	0-0-0	0-0-0		NEUTRAL		0-0-0		0-0-0		0-0-0		
RPI	S	Opponent	Score	RPI	S	Opponent	Score	RPI	S	Opponent	Score	
						66 N Michigan	0 10	137 A Penn St.		3 5		
						66 N Michigan	2 12	150 A Old Dominion		1 2		
						66 N Michigan	4 5	150 A Old Dominion		9 12		
								171 A Mercer		10 7		
								171 A Mercer		3 10		
								171 A Mercer		6 4		
								189 A Marshall		3 1		
								189 A Marshall		3 4		
								200 H Maine		0 8		
								200 H Maine		4 1		
								226 A Kennesaw St.		1 10		
								226 A Kennesaw St.		12 6		
								230 A Cornell		8 4		
								238 H Central Conn. St.		3 2		
								245 A Albany (NY)		11 1		
								245 A Albany (NY)		15 3		
								245 A Albany (NY)		3 4		
								257 A VMI		2 1		
								257 A VMI		8 4		
								257 A VMI		4 2		
								267 A Bucknell		4 6		
								287 H Niagara		16 4		
				LAST 10 GAMES								
				189 A Marshall	3 4	287 H Niagara	16 4					
				200 H Maine	4 1	267 A Bucknell	4 6					
				245 A Albany (NY)	11 1	245 A Albany (NY)	15 3					
				230 A Cornell	8 4	245 A Albany (NY)	3 4					
				238 H Central Conn. St.	3 2	137 A Penn St.	3 5					

Non-Div. I Games:

Binghamton

Average RPI Win: 183		WON-LOST RECORD		WINNING PCT. RANK		LAST 10 GAMES		STRENGTH OF SCHEDULE		OPP. STRENGTH OF SCHEDULE		TEAM RPI		ADJ RPI		CONF. RPI		ADJ CONF. RPI	
DIV. I ONLY		12-17-0		.41379 203		4-6-0		151		160		165		.49098 165		24		24	
DIV. I NON-CONF.		9-13-0		.40909 187		1-3-0		185		64		143		.50168 143		25		25	
TOTALS		RPI 1-25		RPI 26-50		W-L RECORDS		RPI 51-100		RPI 101-150		RPI 150+							
12-17-0		0-4-0		1-4-0		OVERALL		2-0-0		2-4-0		7-5-0							
6-3-0		0-0-0		0-0-0		HOME		2-0-0		1-2-0		3-1-0							
5-13-0		0-3-0		1-4-0		AWAY		0-0-0		0-2-0		4-4-0							
1-1-0		0-1-0		0-0-0		NEUTRAL		0-0-0		1-0-0		0-0-0							
9-13-0		0-4-0		1-4-0		NON-CONFERENCE		2-0-0		1-1-0		5-4-0							
3-0-0		0-0-0		0-0-0		HOME		2-0-0		0-0-0		1-0-0							
5-12-0		0-3-0		1-0-		AWAY		0-0-0		0-1-0		4-4-0							
1-1-0		0-1-0		0-0-0		NEUTRAL		0-0-0		1-0-0		0-0-0							
3-4-0		0-0-0		0-0-0		CONFERENCE		0-0-0		1-3-0		2-1-0							
3-3-0		0-0-0		0-0-0		HOME		0-0-0		1-2-0		2-1-0							
0-1-0		0-0-0		0-0-0		AWAY		0-0-0		0-1-0		0-0-0							
0-0-0		0-0-0		0-0-0		NEUTRAL		0-0-0		0-0-0		0-0-0							
RPI	S	Opponent		Score		RPI	S	Opponent		Score		RPI	S	Opponent		Score			
19	N	NC State		2	3	29	A	Coastal Caro.		2	8	86	H	Northwestern		11	5		
21	A	West Virginia		4	8	31	A	Indiana		9	8	86	H	Northwestern		12	1		
21	A	West Virginia		7	9	39	A	DBU		4	8								
21	A	West Virginia		2	6	39	A	DBU		0	3								
						39	A	DBU		1	8								

Non-Div. I Games: Malone 14 6

Kent St.

Average RPI Win: 152		WON-LOST	WINNING	LAST 10	STRENGTH OF		OPP. STRENGTH	TEAM	ADJ	CONF.	ADJ CONF.
Average RPI Loss: 89		RECORD	PCT. RANK	GAMES	SCHEDULE		OF SCHEDULE	RPI	RPI	RPI	RPI
DIV. I ONLY		14-19-0	.42424	198	3-7-0		110	79	166	.4903	166
DIV. I NON-CONF.		9-12-0	.42857	182	1-2-0		130	119	181	.48002	181
TOTALS		RPI 1-25	RPI 26-50		W-L RECORDS		RPI 51-100		RPI 101-150		RPI 150+
14-19-0		1-3-0	2-5-0		OVERALL		0-3-0		5-5-0		6-3-0
10-10-0		0-0-0	2-2-0		HOME		0-1-0		3-4-0		5-3-0
4-9-0		1-3-0	0-3-0		AWAY		0-2-0		2-1-0		1-0-0
0-0-0		0-0-0	0-0-0		NEUTRAL		0-0-0		0-0-0		0-0-0
9-12-0		1-3-0	0-1-0		NON-CONFERENCE		0-3-0		3-4-0		5-1-0
7-7-0		0-0-0	0-1-0		HOME		0-1-0		3-4-0		4-1-0
2-5-0		1-3-0	0-0-		AWAY		0-2-0		0-0-0		1-0-0
0-0-0		0-0-0	0-0-0		NEUTRAL		0-0-0		0-0-0		0-0-0
5-7-0		0-0-0	2-4-0		CONFERENCE		0-0-0		2-1-0		1-2-0
3-3-0		0-0-0	2-1-0		HOME		0-0-0		0-0-0		1-2-0
2-4-0		0-0-0	0-3-0		AWAY		0-0-0		2-1-0		0-0-0
0-0-0		0-0-0	0-0-0		NEUTRAL		0-0-0		0-0-0		0-0-0
RPI S	Opponent	Score	RPI S	Opponent	Score	RPI S	Opponent	Score	RPI S	Opponent	Score
12 A	Auburn	0 6	26 H	Missouri	11 12	51 A	Houston	2 4	106 H	A&M-Corpus Christi	10 7
12 A	Auburn	3 8	38 A	Louisiana Tech	2 4	67 A	Texas St.	1 14	128 A	Rice	4 2
12 A	Auburn	0 5	38 A	Louisiana Tech	7 8	67 H	Texas St.	3 8	128 A	Rice	9 3
23 A	Texas	10 7	38 A	Louisiana Tech	3 6				128 A	Rice	6 8
			42 H	Southern Miss.	6 5				133 H	McNeese	5 2
			42 H	Southern Miss.	12 2				133 H	McNeese	5 16
			42 H	Southern Miss.	6 14				133 H	McNeese	3 12
									143 H	Bradley	7 2
									143 H	Bradley	3 4
									143 H	Bradley	2 3
									178 H	Middle Tenn.	10 4
									178 H	Middle Tenn.	4 9
									178 H	Middle Tenn.	4 7
									217 A	Houston Baptist	14 6
									218 H	Lamar University	25 2
									258 H	Dartmouth	10 0
									258 H	Dartmouth	12 3
									258 H	Dartmouth	3 4
									258 H	Dartmouth	9 5
LAST 10 GAMES											
			38 A	Louisiana Tech	2 4	67 A	Texas St.	1 14			
			38 A	Louisiana Tech	7 8	42 H	Southern Miss.	6 14			
			258 H	Dartmouth	12 3	42 H	Southern Miss.	6 5			
			218 H	Lamar University	25 2	42 H	Southern Miss.	12 2			
			38 A	Louisiana Tech	3 6	26 H	Missouri	11 12			

Non-Div. I Games:

UTSA

Average RPI Win: 157		WON-LOST	WINNING	LAST 10	STRENGTH OF		OPP. STRENGTH	TEAM	ADJ	CONF.	ADJ CONF.
Average RPI Loss: 141		RECORD	PCT. RANK	GAMES	SCHEDULE		OF SCHEDULE	RPI	RPI	RPI	RPI
DIV. I ONLY		12-16-0	.42857	196	5-5-0		86	217	167	.48879	167
DIV. I NON-CONF.		3-12-0	.2	271	0-3-0		59	204	231	.44961	231
TOTALS		RPI 1-25	RPI 26-50		W-L RECORDS		RPI 51-100		RPI 101-150		RPI 150+
12-16-0	0-0-0	1-4-0		OVERALL		0-1-0		7-4-0		4-7-0	
8-8-0	0-0-0	1-2-0		HOME		0-1-0		5-4-0		2-1-0	
4-8-0	0-0-0	0-2-0		AWAY		0-0-0		2-0-0		2-6-0	
0-0-0	0-0-0	0-0-0		NEUTRAL		0-0-0		0-0-0		0-0-0	
3-12-0	0-0-0	1-4-0		NON-CONFERENCE		0-1-0		2-2-0		0-5-0	
2-5-0	0-0-0	1-2-0		HOME		0-1-0		1-2-0		0-0-0	
1-7-0	0-0-0	0-0-		AWAY		0-0-0		1-0-0		0-5-0	
0-0-0	0-0-0	0-0-0		NEUTRAL		0-0-0		0-0-0		0-0-0	
9-4-0	0-0-0	0-0-0		CONFERENCE		0-0-0		5-2-0		4-2-0	
6-3-0	0-0-0	0-0-0		HOME		0-0-0		4-2-0		2-1-0	
3-1-0	0-0-0	0-0-0		AWAY		0-0-0		1-0-0		2-1-0	
0-0-0	0-0-0	0-0-0		NEUTRAL		0-0-0		0-0-0		0-0-0	
RPI S	Opponent	Score	RPI S	Opponent	Score	RPI S	Opponent	Score	RPI S	Opponent	Score
26 A	Missouri	1 2	26 A	Missouri	1 13	88 H	Missouri St.	10 15	116 A	Memphis	10 6
45 H	Illinois St.	3 4	45 H	Illinois St.	5 4				119 H	Eastern Ill.	3 8
45 H	Illinois St.	5 4	45 H	Illinois St.	5 9				119 H	Eastern Ill.	3 1
									119 H	Eastern Ill.	14 6
									126 H	Miami (OH)	4 14
									126 H	Miami (OH)	7 5
									126 H	Miami (OH)	3 10
									148 A	Austin Peay	8 3
									148 H	Austin Peay	0 2
									148 H	Austin Peay	11 3
									148 H	Austin Peay	4 0
									174 H	Jacksonville St.	2 4
									174 H	Jacksonville St.	9 8
									174 H	Jacksonville St.	8 7
									178 A	Middle Tenn.	5 8
									197 A	Western Ky.	5 9
									228 A	Oral Roberts	3 18
									228 A	Oral Roberts	5 6
									228 A	Oral Roberts	3 11
									281 A	Tennessee Tech	7 3
									281 A	Tennessee Tech	14 7
									281 A	Tennessee Tech	4 10
LAST 10 GAMES											
281 A	Tennessee Tech	4 10	178 A	Middle Tenn.	5 8						
281 A	Tennessee Tech	14 7	148 A	Austin Peay	8 3						
45 H	Illinois St.	3 4	174 H	Jacksonville St.	9 8						
281 A	Tennessee Tech	7 3	174 H	Jacksonville St.	2 4						
88 H	Missouri St.	10 15	174 H	Jacksonville St.	8 7						

Non-Div. I Games: Kentucky St. 12 8

Murray St.

C
a
n
i
s
i
u
s

Canisius

Average RPI Win: 199		WON-LOST RECORD		WINNING PCT. RANK		LAST 10 GAMES		STRENGTH OF SCHEDULE		OPP. STRENGTH OF SCHEDULE		TEAM RPI		ADJ RPI		CONF. RPI		ADJ CONF. RPI	
DIV. I ONLY		9-19-0		.32143 245		4-6-0		51		246		169		.48722 169		7		7	
DIV. I NON-CONF.		7-15-0		.31818 225		2-2-0		39		268		160		.49261 160		6		6	
TOTALS		RPI 1-25		RPI 26-50		W-L RECORDS		RPI 51-100		RPI 101-150		RPI 150+							
9-19-0		0-0-0		0-6-0		OVERALL		1-3-0		1-3-0		7-7-0							
4-2-0		0-0-0		0-0-0		HOME		0-0-0		1-0-0		3-2-0							
3-13-0		0-0-0		0-3-0		AWAY		1-2-0		0-3-0		2-5-0							
2-4-0		0-0-0		0-3-0		NEUTRAL		0-1-0		0-0-0		2-0-0							
7-15-0		0-0-0		0-6-0		NON-CONFERENCE		0-1-0		1-3-0		6-5-0							
3-0-0		0-0-0		0-0-0		HOME		0-0-0		1-0-0		2-0-0							
2-11-0		0-0-0		0-0-		AWAY		0-0-0		0-3-0		2-5-0							
2-4-0		0-0-0		0-3-0		NEUTRAL		0-1-0		0-0-0		2-0-0							
2-4-0		0-0-0		0-0-0		CONFERENCE		1-2-0		0-0-0		1-2-0							
1-2-0		0-0-0		0-0-0		HOME		0-0-0		0-0-0		1-2-0							
1-2-0		0-0-0		0-0-0		AWAY		1-2-0		0-0-0		0-0-0							
0-0-0		0-0-0		0-0-0		NEUTRAL		0-0-0		0-0-0		0-0-0							
RPI	S	Opponent		Score		RPI	S	Opponent		Score		RPI	S	Opponent		Score			
				34	A	Miami (FL)	3	19	77	N	Harvard	6	7	140	H	Stony Brook	6	5	
				34	A	Miami (FL)	1	7	85	A	Iowa	5	9	150	A	Old Dominion	2	3	
				34	A	Miami (FL)	3	9	85	A	Iowa	15	3	150	A	Old Dominion	5	12	
				36	N	Indiana St.	1	3	85	A	Iowa	1	6	150	A	Old Dominion	2	12	
				36	N	Indiana St.	5	7						158	A	FGCU	4	1	
				36	N	Indiana St.	3	4						158	A	FGCU	3	11	
														158	A	FGCU	1	4	
														163	A	New Orleans	2	7	
														190	H	Ohio St.	3	2	
														190	H	Ohio St.	0	2	
														190	H	Ohio St.	3	5	
														224	H	Wagner	11	10	
														235	A	USC Upstate	0	1	
														235	A	USC Upstate	8	7	
														235	A	USC Upstate	4	13	
														243	N	Butler	3	2	
														248	H	Monmouth	2	1	
														264	N	Chicago St.	6	2	
LAST 10 GAMES																			
				85	A	Iowa	15	3	85	A	Iowa	1	6						
				85	A	Iowa	5	9	224	H	Wagner	11	10						
				190	H	Ohio St.	3	2	190	H	Ohio St.	3	5						
				190	H	Ohio St.	0	2	140	H	Stony Brook	6	5						
				36	N	Indiana St.	5	7	36	N	Indiana St.	3	4						

Non-Div. I Games:

Rutgers

North eastern

Northeastern

M
e
r
c
e
r

Mercer

W
i
n
t
h
r
o
p

Winthrop

Non-Div. I Games:

Tie, Loss, Non-Conf,S Site, H Home, A Away, N Neutral Page 178

[illegible]

Non-Div. I Games:

Jacksonville St.

Non-Div. I Games:

Navy

RPI	S	Opponent	Score	
267	H	Bucknell	15	2
267	H	Bucknell	9	4
267	H	Bucknell	6	3
285	A	Georgetown	12	3
286	H	Delaware St.	11	3
288	A	Villanova	14	3
288	A	Villanova	5	1
297	H	Mt. St. Mary's	11	7

N
a
v
y

N
a
v
y

Navy

Average RPI Win:	172	WON-LOST RECORD	WINNING PCT. RANK	LAST 10 GAMES	STRENGTH OF SCHEDULE	OPP. STRENGTH OF SCHEDULE	TEAM RPI	ADJ RPI	CONF. RPI	ADJ CONF. RPI					
DIV. I ONLY		15-14-0	.51724	138	8-2-0	264	132	176	.48366	176	28	28			
DIV. I NON-CONF.		9-11-0	.45	167	4-0-0	214	151	161	.49211	161	27	27			
<hr/>															
TOTALS	RPI 1-25	RPI 26-50		W-L RECORDS		RPI 51-100		RPI 101-150		RPI 150+					
15-14-0	0-0-0	2-0-0		OVERALL		2-4-0		1-3-0		10-7-0					
5-1-0	0-0-0	1-0-0		HOME		2-1-0		1-0-0		1-0-0					
10-10-0	0-0-0	1-0-0		AWAY		0-3-0		0-0-0		9-7-0					
0-3-0	0-0-0	0-0-0		NEUTRAL		0-0-0		0-3-0		0-0-0					
<hr/>															
9-11-0	0-0-0	2-0-0		NON-CONFERENCE		0-3-0		1-3-0		6-5-0					
3-0-0	0-0-0	1-0-0		HOME		0-0-0		1-0-0		1-0-0					
6-8-0	0-0-0	1-0-		AWAY		0-3-0		0-0-0		5-5-0					
0-3-0	0-0-0	0-0-0		NEUTRAL		0-0-0		0-3-0		0-0-0					
<hr/>															
6-3-0	0-0-0	0-0-0		CONFERENCE		2-1-0		0-0-0		4-2-0					
2-1-0	0-0-0	0-0-0		HOME		2-1-0		0-0-0		0-0-0					
4-2-0	0-0-0	0-0-0		AWAY		0-0-0		0-0-0		4-2-0					
0-0-0	0-0-0	0-0-0		NEUTRAL		0-0-0		0-0-0		0-0-0					
<hr/>															
RPI	S	Opponent	Score	RPI	S	Opponent	Score	RPI	S	Opponent	Score	RPI	S	Opponent	Score
				27	A	UConn	10 3	56	A	Campbell	2 3	125	H	Yale	10 9
				41	H	St. John's (NY)	4 3	56	A	Campbell	6 11	137	N	Penn St.	4 5
								56	A	Campbell	3 6	137	N	Penn St.	5 6
								95	H	Marist	9 6	137	N	Penn St.	2 4
								95	H	Marist	4 2	184	A	Brown	8 9
								95	H	Marist	2 11	184	A	Brown	13 8
												184	A	Brown	7 6
												184	A	Brown	3 5
												191	A	James Madison	9 2
												191	A	James Madison	2 4
												202	A	Delaware	3 2
												202	A	Delaware	8 2
												202	A	Delaware	4 7
												214	A	Siena	4 2
												214	A	Siena	6 4
												214	A	Siena	0 3
												238	H	Central Conn. St.	5 2
												247	A	LIU Brooklyn	3 4
												282	A	Iona	3 0
												282	A	Iona	3 4
												282	A	Iona	3 1
<hr/>															
LAST 10 GAMES															
				282	A	Iona	3 4	214	A	Siena	0 3				
				247	A	LIU Brooklyn	3 4	184	A	Brown	13 8				
				56	A	Campbell	3 6	95	H	Marist	4 2				
				56	A	Campbell	6 11	137	N	Penn St.	5 6				
				282	A	Iona	3 0	214	A	Siena	4 2				

Non-Div. I Games:

Fairfield

S
o
u
t
h
D
a
k
o
t
a
s
t
:

South Dakota St.

Average RPI Win: 185		WON-LOST	WINNING	LAST 10	STRENGTH OF		OPP. STRENGTH	TEAM	ADJ	CONF.	ADJ CONF.
Average RPI Loss: 120		RECORD	PCT. RANK	GAMES	SCHEDULE		OF SCHEDULE	RPI	RPI	RPI	RPI
DIV. I ONLY		13-19-0	.40625	207	5-5-0		113	176	178	.48214	178
DIV. I NON-CONF.		6-14-0	.3	234	1-2-0		152	174	243	.44193	243
TOTALS		RPI 1-25	RPI 26-50		W-L RECORDS		RPI 51-100		RPI 101-150		RPI 150+
13-19-0		0-2-0	1-6-0		OVERALL		0-0-0		2-4-0		10-7-0
9-8-0		0-1-0	1-2-0		HOME		0-0-0		1-1-0		7-4-0
4-11-0		0-1-0	0-4-0		AWAY		0-0-0		1-3-0		3-3-0
0-0-0		0-0-0	0-0-0		NEUTRAL		0-0-0		0-0-0		0-0-0
6-14-0		0-2-0	0-4-0		NON-CONFERENCE		0-0-0		2-4-0		4-4-0
5-6-0		0-1-0	0-0-0		HOME		0-0-0		1-1-0		4-4-0
1-8-0		0-1-0	0-0-0		AWAY		0-0-0		1-3-0		0-0-0
0-0-0		0-0-0	0-0-0		NEUTRAL		0-0-0		0-0-0		0-0-0
7-5-0		0-0-0	1-2-0		CONFERENCE		0-0-0		0-0-0		6-3-0
4-2-0		0-0-0	1-2-0		HOME		0-0-0		0-0-0		3-0-0
3-3-0		0-0-0	0-0-0		AWAY		0-0-0		0-0-0		3-3-0
0-0-0		0-0-0	0-0-0		NEUTRAL		0-0-0		0-0-0		0-0-0
RPI S	Opponent	Score	RPI S	Opponent	Score	RPI S	Opponent	Score	RPI S	Opponent	Score
2 H	Vanderbilt	3 15	38 H	Louisiana Tech	4 1				116 A	Memphis	6 8
15 A	Tennessee	0 2	38 H	Louisiana Tech	1 5				116 A	Memphis	5 7
			38 H	Louisiana Tech	5 10				116 A	Memphis	2 1
			44 A	Alabama	0 2				143 H	Bradley	1 2
			49 A	Kentucky	0 7				143 H	Bradley	1 0
			49 A	Kentucky	1 4				148 A	Austin Peay	3 10
			49 A	Kentucky	4 5				166 A	UTSA	9 4
									166 A	UTSA	7 4
									166 A	UTSA	4 10
									167 H	Murray St.	8 5
									188 H	Lipscomb	6 8
									189 A	Marshall	10 5
									189 A	Marshall	0 7
									189 A	Marshall	3 13
									197 H	Western Ky.	13 10
									197 H	Western Ky.	11 4
									197 H	Western Ky.	13 4
									212 H	Belmont	4 5
									263 H	Northern Ill.	2 3
									273 H	Bowling Green	3 2
									273 H	Bowling Green	3 4
									273 H	Bowling Green	7 0
									281 H	Tennessee Tech	11 4
			LAST 10 GAMES								
			116 A	Memphis	6 8	197 H	Western Ky.	11 4			
			116 A	Memphis	5 7	197 H	Western Ky.	13 10			
			143 H	Bradley	1 2	197 H	Western Ky.	13 4			
			273 H	Bowling Green	3 2	167 H	Murray St.	8 5			
			2 H	Vanderbilt	3 15	189 A	Marshall	0 7			

Non-Div. I Games:

Middle Tenn.

Average RPI Win:	227	WON-LOST	WINNING	LAST 10	STRENGTH OF	OPP. STRENGTH	TEAM	ADJ	CONF.	ADJ CONF.	
Average RPI Loss:	105	RECORD	PCT. RANK	GAMES	SCHEDULE	OF SCHEDULE	RPI	RPI	RPI	RPI	
DIV. I ONLY	16-13-1	.55	116	5-5-0	205	226	179	.48208	179	20	20
DIV. I NON-CONF.	13-10-1	.5625	115	2-2-0	210	241	173	.4852	173	24	24
<hr/>											
TOTALS	RPI 1-25	RPI 26-50		W-L RECORDS		RPI 51-100		RPI 101-150		RPI 150+	
16-13-1	1-0-0	0-0-0		OVERALL		1-11-0		0-0-0		14-2-1	
12-5-1	0-0-0	0-0-0		HOME		1-3-0		0-0-0		11-2-1	
4-8-0	1-0-0	0-0-0		AWAY		0-8-0		0-0-0		3-0-0	
0-0-0	0-0-0	0-0-0		NEUTRAL		0-0-0		0-0-0		0-0-0	
13-10-1	1-0-0	0-0-0		NON-CONFERENCE		1-8-0		0-0-0		11-2-1	
9-5-1	0-0-0	0-0-0		HOME		1-3-0		0-0-0		8-2-1	
4-5-0	1-0-0	0-0-		AWAY		0-5-0		0-0-0		3-0-0	
0-0-0	0-0-0	0-0-0		NEUTRAL		0-0-0		0-0-0		0-0-0	
3-3-0	0-0-0	0-0-0		CONFERENCE		0-3-0		0-0-0		3-0-0	
3-0-0	0-0-0	0-0-0		HOME		0-0-0		0-0-0		3-0-0	
0-3-0	0-0-0	0-0-0		AWAY		0-3-0		0-0-0		0-0-0	
0-0-0	0-0-0	0-0-0		NEUTRAL		0-0-0		0-0-0		0-0-0	
RPI	S	Opponent	Score	RPI	S	Opponent	Score	RPI	S	Opponent	Score
13	A	Georgia Tech	7 1					54	A	Virginia Tech	6 8
								54	A	Virginia Tech	1 10
								62	A	Liberty	0 7
								73	H	Bryant	10 8
								80	A	Duke	2 5
								89	A	Rhode Island	3 4
								89	A	Rhode Island	3 6
								89	A	Rhode Island	1 2
								91	A	Virginia	1 5
								95	H	Marist	5 10
								95	H	Marist	2 8
								95	H	Marist	1 11

Non-Div. I Games:

Richmond

Average RPI Win: 138		WON-LOST	WINNING	LAST 10	STRENGTH OF		OPP. STRENGTH	TEAM	ADJ	CONF.	ADJ CONF.
Average RPI Loss: 106		RECORD	PCT. RANK	GAMES	SCHEDULE		OF SCHEDULE	RPI	RPI	RPI	RPI
DIV. I ONLY		15-18-0	.45455	178	5-5-0		138	112	180	.48197	180
DIV. I NON-CONF.		7-11-0	.38889	198	2-1-0		147	111	223	.45713	223
TOTALS		RPI 1-25	RPI 26-50		W-L RECORDS		RPI 51-100		RPI 101-150		RPI 150+
15-18-0	0-0-0	3-3-0		OVERALL		0-4-0		5-8-0		7-3-0	
12-11-0	0-0-0	2-3-0		HOME		0-1-0		3-4-0		7-3-0	
3-7-0	0-0-0	1-0-0		AWAY		0-3-0		2-4-0		0-0-0	
0-0-0	0-0-0	0-0-0		NEUTRAL		0-0-0		0-0-0		0-0-0	
7-11-0	0-0-0	3-3-0		NON-CONFERENCE		0-4-0		1-3-0		3-1-0	
6-8-0	0-0-0	2-3-0		HOME		0-1-0		1-3-0		3-1-0	
1-3-0	0-0-0	1-0-		AWAY		0-3-0		0-0-0		0-0-0	
0-0-0	0-0-0	0-0-0		NEUTRAL		0-0-0		0-0-0		0-0-0	
8-7-0	0-0-0	0-0-0		CONFERENCE		0-0-0		4-5-0		4-2-0	
6-3-0	0-0-0	0-0-0		HOME		0-0-0		2-1-0		4-2-0	
2-4-0	0-0-0	0-0-0		AWAY		0-0-0		2-4-0		0-0-0	
0-0-0	0-0-0	0-0-0		NEUTRAL		0-0-0		0-0-0		0-0-0	
RPI S	Opponent	Score	RPI S	Opponent	Score	RPI S	Opponent	Score	RPI S	Opponent	Score
			26 H	Missouri	0 4	72 A	Arkansas St.	4 6	106 A	A&M-Corpus Christi	4 5
			32 A	Oklahoma St.	8 4	72 H	Arkansas St.	6 9	106 A	A&M-Corpus Christi	8 9
			45 H	Illinois St.	3 6	88 A	Missouri St.	7 9	106 A	A&M-Corpus Christi	6 7
			45 H	Illinois St.	0 8	88 A	Missouri St.	3 15	108 A	Southeastern La.	3 2
			45 H	Illinois St.	6 4				108 A	Southeastern La.	2 3
			45 H	Illinois St.	4 1				108 A	Southeastern La.	3 1
									133 H	McNeese	4 2
									133 H	McNeese	5 1
									133 H	McNeese	1 2
									134 H	Little Rock	1 5
									143 H	Bradley	13 9
									143 H	Bradley	2 5
									143 H	Bradley	3 4
									153 H	Nicholls St.	1 2
									153 H	Nicholls St.	4 3
									153 H	Nicholls St.	5 0
									162 H	SFA	9 3
									162 H	SFA	7 0
									162 H	SFA	1 3
									177 H	South Dakota St.	5 7
									177 H	South Dakota St.	8 3
									228 H	Oral Roberts	9 3
									291 H	Ark.-Pine Bluff	8 1
LAST 10 GAMES											
			133 H	McNeese	1 2	45 H	Illinois St.	0 8			
			106 A	A&M-Corpus Christi	6 7	72 A	Arkansas St.	4 6			
			106 A	A&M-Corpus Christi	8 9	133 H	McNeese	5 1			
			108 A	Southeastern La.	2 3	133 H	McNeese	4 2			
			45 H	Illinois St.	4 1	32 A	Oklahoma St.	8 4			

Non-Div. I Games:

Central Ark.

L
a
f
a
y
e
t
t
e

Lafayette

[illegible]

Non-Div. I Games:

Fordham

Brown

Average RPI Win: 179		WON-LOST RECORD	WINNING PCT. RANK		LAST 10 GAMES		STRENGTH OF SCHEDULE		OPP. STRENGTH OF SCHEDULE		TEAM RPI	ADJ RPI	CONF. RPI	ADJ CONF. RPI	
DIV. I ONLY		8-17-0	.32	249	5-5-0		108		148		184	.47954	184	18	18
DIV. I NON-CONF.		3-13-0	.1875	278	0-2-0		57		114		220	.45779	220	14	14
TOTALS		RPI 1-25	RPI 26-50		W-L RECORDS		RPI 51-100		RPI 101-150		RPI 150+				
8-17-0		0-3-0	0-0-0		OVERALL		0-6-0		3-6-0		5-2-0				
3-5-0		0-0-0	0-0-0		HOME		0-1-0		1-2-0		2-2-0				
5-12-0		0-3-0	0-0-0		AWAY		0-5-0		2-4-0		3-0-0				
0-0-0		0-0-0	0-0-0		NEUTRAL		0-0-0		0-0-0		0-0-0				
3-13-0		0-3-0	0-0-0		NON-CONFERENCE		0-6-0		1-2-0		2-2-0				
2-3-0		0-0-0	0-0-0		HOME		0-1-0		0-0-0		2-2-0				
1-10-0		0-3-0	0-0-		AWAY		0-5-0		1-2-0		0-0-0				
0-0-0		0-0-0	0-0-0		NEUTRAL		0-0-0		0-0-0		0-0-0				
5-4-0		0-0-0	0-0-0		CONFERENCE		0-0-0		2-4-0		3-0-0				
1-2-0		0-0-0	0-0-0		HOME		0-0-0		1-2-0		0-0-0				
4-2-0		0-0-0	0-0-0		AWAY		0-0-0		1-2-0		3-0-0				
0-0-0		0-0-0	0-0-0		NEUTRAL		0-0-0		0-0-0		0-0-0				
RPI	S	Opponent	Score		RPI	S	Opponent	Score		RPI	S	Opponent	Score		
10	A	Louisville	0	7						113	A	Penn	14	7	
10	A	Louisville	2	13						113	A	Penn	4	17	
10	A	Louisville	4	5						113	A	Penn	7	8	
										125	H	Yale	3	15	
										125	H	Yale	8	7	
										125	H	Yale	3	11	
										149	A	Presbyterian	4	3	
										149	A	Presbyterian	4	5	
										149	A	Presbyterian	4	5	
										176	H	Fairfield	8	13	
										176	H	Fairfield	6	7	
										176	H	Fairfield	5	3	
										176	H	Fairfield	9	8	
										230	A	Cornell	7	3	
										230	A	Cornell	11	3	
										230	A	Cornell	2	1	
LAST 10 GAMES															
			125	H	Yale	3	15			230	A	Cornell	2	1	
			10	A	Louisville	4	5			63	A	Jacksonville	2	6	
			10	A	Louisville	0	7			176	H	Fairfield	8	13	
			149	A	Presbyterian	4	5			113	A	Penn	14	7	
			125	H	Yale	3	11			230	A	Cornell	7	3	

Non-Div. I Games:

Brown

Average RPI Win:		193	WON-LOST RECORD		WINNING PCT. RANK		LAST 10 GAMES		STRENGTH OF SCHEDULE		OPP. STRENGTH OF SCHEDULE		TEAM RPI		ADJ RPI		CONF. RPI		ADJ CONF. RPI		
DIV. I ONLY			11-20-0		.35484	236	6-4-0		81		208		185		.47834		185	16		16	
DIV. I NON-CONF.			7-15-0		.31818	225	2-2-0		84		189		199		.47051		199	19		19	
TOTALS		RPI 1-25		RPI 26-50		W-L RECORDS		RPI 51-100		RPI 101-150		RPI 150+									
11-20-0		0-1-0		0-1-0		OVERALL		1-8-0		3-3-0		7-7-0									
7-7-0		0-1-0		0-1-0		HOME		0-0-0		2-3-0		5-2-0									
4-11-0		0-0-0		0-0-0		AWAY		1-7-0		1-0-0		2-4-0									
0-2-0		0-0-0		0-0-0		NEUTRAL		0-1-0		0-0-0		0-1-0									
7-15-0		0-1-0		0-1-0		NON-CONFERENCE		0-6-0		3-3-0		4-4-0									
4-7-0		0-1-0		0-1-0		HOME		0-0-0		2-3-0		2-2-0									
3-6-0		0-0-0		0-0-		AWAY		0-5-0		1-0-0		2-1-0									
0-2-0		0-0-0		0-0-0		NEUTRAL		0-1-0		0-0-0		0-1-0									
4-5-0		0-0-0		0-0-0		CONFERENCE		1-2-0		0-0-0		3-3-0									
3-0-0		0-0-0		0-0-0		HOME		0-0-0		0-0-0		3-0-0									
1-5-0		0-0-0		0-0-0		AWAY		1-2-0		0-0-0		0-3-0									
0-0-0		0-0-0		0-0-0		NEUTRAL		0-0-0		0-0-0		0-0-0									
RPI	S	Opponent		Score		RPI	S	Opponent		Score		RPI	S	Opponent		Score					
18	H	Clemson		1	3	40	H	South Carolina		7	12	93	A	UNC Greensboro		9	11				
												93	A	UNC Greensboro		10	3				
												93	A	UNC Greensboro		1	2				
												94	A	Col. of Charleston		3	13				
												94	A	Col. of Charleston		1	2				
												94	A	Col. of Charleston		1	3				
												99	A	Wake Forest		1	5				
												99	A	Wake Forest		2	11				
												99	N	Wake Forest		7	13				
														172 A Winthrop		14	5				
														172 H Winthrop		6	8				
														190 H Ohio St.		11	10				
														198 H Appalachian St.		6	5				
														198 N Appalachian St.		0	14				
														205 H UNC Asheville		3	4				
														233 A Georgia St.		8	10				
														235 A USC Upstate		7	4				
														284 H The Citadel		7	2				
														284 H The Citadel		20	6				
														284 H The Citadel		5	4				
LAST 10 GAMES																					
				190	H	Ohio St.		11	10	93	A	UNC Greensboro		9	11						
				198	H	Appalachian St.		6	5	93	A	UNC Greensboro		10	3						
				132	H	Gardner-Webb		3	5	233	A	Georgia St.		8	10						
				132	H	Gardner-Webb		7	2	172	H	Winthrop		6	8						
				93	A	UNC Greensboro		1	2	284	H	The Citadel		7	2						

Non-Div. I Games:

Furman

Average RPI Win: 187		WON-LOST	WINNING	LAST 10	STRENGTH OF		OPP. STRENGTH	TEAM	ADJ	CONF.	ADJ CONF.
Average RPI Loss: 114		RECORD	PCT. RANK	GAMES	SCHEDULE		OF SCHEDULE	RPI	RPI	RPI	RPI
DIV. I ONLY		12-19-1	.39063	220	2-7-1		63	206	186	.47786	186
DIV. I NON-CONF.		9-11-0	.45	167	1-2-0		100	175	185	.47821	185
TOTALS		RPI 1-25	RPI 26-50		W-L RECORDS		RPI 51-100		RPI 101-150		RPI 150+
12-19-1		0-4-0	0-1-0		OVERALL		0-4-0		2-2-0		10-8-1
10-12-0		0-2-0	0-0-0		HOME		0-3-0		0-1-0		10-6-0
2-7-1		0-2-0	0-1-0		AWAY		0-1-0		2-1-0		0-2-1
0-0-0		0-0-0	0-0-0		NEUTRAL		0-0-0		0-0-0		0-0-0
9-11-0		0-4-0	0-1-0		NON-CONFERENCE		0-1-0		0-1-0		9-4-0
9-7-0		0-2-0	0-0-0		HOME		0-0-0		0-1-0		9-4-0
0-4-0		0-2-0	0-0-		AWAY		0-1-0		0-0-0		0-0-0
0-0-0		0-0-0	0-0-0		NEUTRAL		0-0-0		0-0-0		0-0-0
3-8-1		0-0-0	0-0-0		CONFERENCE		0-3-0		2-1-0		1-4-1
1-5-0		0-0-0	0-0-0		HOME		0-3-0		0-0-0		1-2-0
2-3-1		0-0-0	0-0-0		AWAY		0-0-0		2-1-0		0-2-1
0-0-0		0-0-0	0-0-0		NEUTRAL		0-0-0		0-0-0		0-0-0
RPI S	Opponent	Score	RPI S	Opponent	Score	RPI S	Opponent	Score	RPI S	Opponent	Score
4 A	Arkansas	2 9	40 A	South Carolina	4 5	68 H	Fla. Atlantic	4 8	114 H	Morehead St.	3 5
18 A	Clemson	6 7				68 H	Fla. Atlantic	5 12	150 A	Old Dominion	8 7
18 H	Clemson	5 8				68 H	Fla. Atlantic	6 10	150 A	Old Dominion	11 8
19 H	NC State	5 6				99 A	Wake Forest	6 14	150 A	Old Dominion	0 10
									165 H	Kent St.	1 0
									165 H	Kent St.	3 5
									165 H	Kent St.	7 2
									168 H	Canisius	5 10
									168 H	Canisius	9 2
									168 H	Canisius	3 5
									189 H	Marshall	4 5
									189 H	Marshall	6 12
									189 H	Marshall	8 5
									197 A	Western Ky.	5 8
									197 A	Western Ky.	13 13
									197 A	Western Ky.	4 8
									202 H	Delaware	5 4
									202 H	Delaware	5 2
									202 H	Delaware	3 1
									205 H	UNC Asheville	5 2
									225 H	Coppin St.	7 3
									225 H	Coppin St.	3 9
									225 H	Coppin St.	14 4
			LAST 10 GAMES								
			197 A	Western Ky.	5 8	18 A	Clemson	6 7			
			197 A	Western Ky.	4 8	202 H	Delaware	5 2			
			165 H	Kent St.	7 2	225 H	Coppin St.	7 3			
			165 H	Kent St.	1 0	168 H	Canisius	3 5			
			114 H	Morehead St.	3 5	40 A	South Carolina	4 5			

Non-Div. I Games:

Charlotte

[illegible]

Non-Div. I Games:

Washington St.

Average RPI Win: 206		WON-LOST RECORD		WINNING PCT. RANK		LAST 10 GAMES		STRENGTH OF SCHEDULE		OPP. STRENGTH OF SCHEDULE		TEAM RPI		ADJ RPI		CONF. RPI		ADJ CONF. RPI									
DIV. I ONLY		15-16-0		.48387 163		4-6-0		187		173		188		.47686 188		14		14									
DIV. I NON-CONF.		12-10-0		.54545 134		1-2-0		258		141		206		.46707 206		17		17									
TOTALS		RPI 1-25		RPI 26-50		W-L RECORDS		RPI 51-100		RPI 101-150		RPI 150+															
15-16-0		0-2-0		0-0-0		OVERALL		0-6-0		2-1-0		13-7-0															
12-5-0		0-0-0		0-0-0		HOME		0-3-0		2-0-0		10-2-0															
3-10-0		0-1-0		0-0-0		AWAY		0-3-0		0-1-0		3-5-0															
0-1-0		0-1-0		0-0-0		NEUTRAL		0-0-0		0-0-0		0-0-0															
12-10-0		0-2-0		0-0-0		NON-CONFERENCE		0-3-0		2-1-0		10-4-0															
9-5-0		0-0-0		0-0-0		HOME		0-3-0		2-0-0		7-2-0															
3-4-0		0-1-0		0-0-		AWAY		0-0-0		0-1-0		3-2-0															
0-1-0		0-1-0		0-0-0		NEUTRAL		0-0-0		0-0-0		0-0-0															
3-6-0		0-0-0		0-0-0		CONFERENCE		0-3-0		0-0-0		3-3-0															
3-0-0		0-0-0		0-0-0		HOME		0-0-0		0-0-0		3-0-0															
0-6-0		0-0-0		0-0-0		AWAY		0-3-0		0-0-0		0-3-0															
0-0-0		0-0-0		0-0-0		NEUTRAL		0-0-0		0-0-0		0-0-0															
RPI	S	Opponent		Score		RPI	S	Opponent		Score		RPI	S	Opponent		Score											
2	N	Vanderbilt		1	15							63	A	Jacksonville		4	5	116	H	Memphis		3	2				
15	A	Tennessee		2	11							63	A	Jacksonville		5	6	148	A	Austin Peay		11	12				
												63	A	Jacksonville		2	3	148	H	Austin Peay		9	8				
												87	H	Xavier		2	4	158	A	FGCU		9	10				
												87	H	Xavier		6	7	158	A	FGCU		2	6				
												87	H	Xavier		1	10	158	A	FGCU		3	5				
																		178	A	Middle Tenn.		8	6				
																		190	A	Ohio St.		3	14				
																		190	A	Ohio St.		6	7				
																		190	A	Ohio St.		9	3				
																		197	H	Western Ky.		3	1				
																		201	H	Toledo		12	6				
																		206	H	Hartford		9	8				
																		206	H	Hartford		7	0				
																		212	A	Belmont		18	3				
																		226	H	Kennesaw St.		4	3				
																		226	H	Kennesaw St.		13	2				
																		226	H	Kennesaw St.		6	3				
																		235	H	Valparaiso		6	0				
																		235	H	Valparaiso		6	8				
																		241	H	Western Mich.		13	5				
																		241	H	Western Mich.		5	17				
																		281	H	Tennessee Tech		4	1				
						LAST 10 GAMES																					
						87 H Xavier						2	4	158 A FGCU						3	5						
						241 H Western Mich.						13	5	148 H Austin Peay						9	8						
						15 A Tennessee						2	11	226 H Kennesaw St.						13	2						
						158 A FGCU						2	6	226 H Kennesaw St.						4	3						
						158 A FGCU						9	10	226 H Kennesaw St.						6	3						

Non-Div. I Games:

Lipscomb

Average RPI Win: 221		WON-LOST RECORD		WINNING PCT. RANK		LAST 10 GAMES		STRENGTH OF SCHEDULE		OPP. STRENGTH OF SCHEDULE		TEAM RPI		ADJ RPI		CONF. RPI		ADJ CONF. RPI	
DIV. I ONLY		18-14-0		.5625 105		4-6-0		255		107		189		.47663 189		11		11	
DIV. I NON-CONF.		12-8-0		.6 98		2-2-0		277		166		204		.46711 204		12		12	
TOTALS		RPI 1-25		RPI 26-50		W-L RECORDS		RPI 51-100		RPI 101-150		RPI 150+							
18-14-0		0-1-0		0-4-0		OVERALL		0-3-0		1-0-0		17-6-0							
10-5-0		0-1-0		0-0-0		HOME		0-1-0		1-0-0		9-3-0							
5-5-0		0-0-0		0-3-0		AWAY		0-1-0		0-0-0		5-1-0							
3-4-0		0-0-0		0-1-0		NEUTRAL		0-1-0		0-0-0		3-2-0							
12-8-0		0-1-0		0-1-0		NON-CONFERENCE		0-3-0		1-0-0		11-3-0							
6-3-0		0-1-0		0-0-0		HOME		0-1-0		1-0-0		5-1-0							
3-1-0		0-0-0		0-0-		AWAY		0-1-0		0-0-0		3-0-0							
3-4-0		0-0-0		0-1-0		NEUTRAL		0-1-0		0-0-0		3-2-0							
6-6-0		0-0-0		0-3-0		CONFERENCE		0-0-0		0-0-0		6-3-0							
4-2-0		0-0-0		0-0-0		HOME		0-0-0		0-0-0		4-2-0							
2-4-0		0-0-0		0-3-0		AWAY		0-0-0		0-0-0		2-1-0							
0-0-0		0-0-0		0-0-0		NEUTRAL		0-0-0		0-0-0		0-0-0							
RPI	S	Opponent		Score		RPI	S	Opponent		Score		RPI	S	Opponent		Score			
21	H	West Virginia		3	15	36	N	Indiana St.		1	4	54	A	Virginia Tech		0	7		
						42	A	Southern Miss.		3	4	54	H	Virginia Tech		3	11		
						42	A	Southern Miss.		10	11	85	N	Iowa		0	10		
						42	A	Southern Miss.		3	10								

Non-Div. I Games:

Marshall

Average RPI Win:	217	WON-LOST RECORD	WINNING PCT. RANK	LAST 10 GAMES	STRENGTH OF SCHEDULE	OPP. STRENGTH OF SCHEDULE	TEAM RPI	ADJ RPI	CONF. RPI	ADJ CONF. RPI	
Average RPI Loss:	146										
DIV. I ONLY	17-16-0	.51515	142	4-6-0	227	164	190	.47657	190	7	7
DIV. I NON-CONF.	15-11-0	.57692	110	2-2-0	204	222	147	.50093	147	6	6
<hr/>											
TOTALS	RPI 1-25	RPI 26-50		W-L RECORDS	RPI 51-100		RPI 101-150		RPI 150+		
17-16-0	0-0-0	0-1-0		OVERALL	0-3-0		0-6-0		17-6-0		
7-6-0	0-0-0	0-0-0		HOME	0-3-0		0-1-0		7-2-0		
6-7-0	0-0-0	0-0-0		AWAY	0-0-0		0-3-0		6-4-0		
4-3-0	0-0-0	0-1-0		NEUTRAL	0-0-0		0-2-0		4-0-0		
<hr/>											
15-11-0	0-0-0	0-1-0		NON-CONFERENCE	0-0-0		0-5-0		15-5-0		
7-3-0	0-0-0	0-0-0		HOME	0-0-0		0-1-0		7-2-0		
4-6-0	0-0-0	0-0-		AWAY	0-0-0		0-3-0		4-3-0		
4-2-0	0-0-0	0-1-0		NEUTRAL	0-0-0		0-1-0		4-0-0		
<hr/>											
2-5-0	0-0-0	0-0-0		CONFERENCE	0-3-0		0-1-0		2-1-0		
0-3-0	0-0-0	0-0-0		HOME	0-3-0		0-0-0		0-0-0		
2-1-0	0-0-0	0-0-0		AWAY	0-0-0		0-0-0		2-1-0		
0-1-0	0-0-0	0-0-0		NEUTRAL	0-0-0		0-1-0		0-0-0		
<hr/>											
RPI S	Opponent	Score	RPI S	Opponent	Score	RPI S	Opponent	Score	RPI S	Opponent	Score
			37 N	BYU	1 5	86 H	Northwestern	5 13	106 A	A&M-Corpus Christi	2 3
						86 H	Northwestern	4 10	106 A	A&M-Corpus Christi	7 8
						86 H	Northwestern	2 7	131 N	Western Caro.	5 8
									139 A	Wofford	6 8
									145 H	Cincinnati	5 9
									147 N	Michigan St.	1 7
									158 A	FGCU	2 0
									169 A	Rutgers	2 0
									169 A	Rutgers	2 3
									169 A	Rutgers	5 3
									185 A	Furman	10 11
									188 H	Lipscomb	3 9
									188 H	Lipscomb	7 6
									188 H	Lipscomb	14 3
									201 H	Toledo	9 4
									222 H	Hawaii	6 4
									222 H	Hawaii	7 5
									222 H	Hawaii	6 5
									222 H	Hawaii	3 15
									228 N	Oral Roberts	8 3
									234 N	Seton Hall	4 3
									234 N	Seton Hall	6 0
									234 N	Seton Hall	5 3
									240 A	Ohio	10 8
									251 A	Bethune-Cookman	3 8
									251 A	Bethune-Cookman	16 9
									251 A	Bethune-Cookman	6 0
<hr/>											
LAST 10 GAMES											
	169 A	Rutgers	2	3	86 H	Northwestern	2	7	234 N	Seton Hall	5 3
	169 A	Rutgers	2	0	86 H	Northwestern	5	13	240 A	Ohio	10 8
	185 A	Furman	10	11	145 H	Cincinnati	5	9	251 A	Bethune-Cookman	3 8
	240 A	Ohio	10	8	169 A	Rutgers	5	3	251 A	Bethune-Cookman	16 9
	86 H	Northwestern	4	10	201 H	Toledo	9	4	251 A	Bethune-Cookman	6 0

Non-Div. I Games:

Ohio St.

RPI	S	Opponent	Score	
251	A	Bethune-Cookman	3	4
276	H	Northern Ky.	10	8

Ohio St.

O
h
i
o
s
t
.

O
h
i
o
s
t
.

Average RPI Win:	212	WON-LOST RECORD	WINNING PCT. RANK	LAST 10 GAMES	STRENGTH OF SCHEDULE	OPP. STRENGTH OF SCHEDULE	TEAM RPI	ADJ RPI	CONF. RPI	ADJ CONF. RPI		
DIV. I ONLY		18-16-0	.52941	131	2-8-0	195	158	191	.47648	191	15	15
DIV. I NON-CONF.		16-9-0	.64	78	1-2-0	211	197	144	.50167	144	15	15
<hr/>												
TOTALS	RPI 1-25	RPI 26-50		W-L RECORDS		RPI 51-100		RPI 101-150		RPI 150+		
18-16-0	0-3-0	0-0-0		OVERALL		2-5-0		0-3-0		16-5-0		
15-9-0	0-0-0	0-0-0		HOME		0-4-0		0-0-0		15-5-0		
3-7-0	0-3-0	0-0-0		AWAY		2-1-0		0-3-0		1-0-0		
0-0-0	0-0-0	0-0-0		NEUTRAL		0-0-0		0-0-0		0-0-0		
16-9-0	0-3-0	0-0-0		NON-CONFERENCE		2-2-0		0-0-0		14-4-0		
13-5-0	0-0-0	0-0-0		HOME		0-1-0		0-0-0		13-4-0		
3-4-0	0-3-0	0-0-		AWAY		2-1-0		0-0-0		1-0-0		
0-0-0	0-0-0	0-0-0		NEUTRAL		0-0-0		0-0-0		0-0-0		
2-7-0	0-0-0	0-0-0		CONFERENCE		0-3-0		0-3-0		2-1-0		
2-4-0	0-0-0	0-0-0		HOME		0-3-0		0-0-0		2-1-0		
0-3-0	0-0-0	0-0-0		AWAY		0-0-0		0-3-0		0-0-0		
0-0-0	0-0-0	0-0-0		NEUTRAL		0-0-0		0-0-0		0-0-0		
<hr/>												
RPI S	Opponent	Score		RPI S	Opponent	Score		RPI S	Opponent	Score		
10 A	Louisville	0	5			81 A	Cal St. Fullerton	2 0	110 A	Elon	3	8
10 A	Louisville	1	11			81 A	Cal St. Fullerton	1 0	110 A	Elon	1	3
10 A	Louisville	0	1			81 A	Cal St. Fullerton	3 12	110 A	Elon	4	5
						91 H	Virginia	3 9	157 H	High Point	6	8
						94 H	Col. of Charleston	8 10	157 H	High Point	11	0
						94 H	Col. of Charleston	5 6	157 H	High Point	2	0
						94 H	Col. of Charleston	1 5	176 H	Fairfield	2	9
									176 H	Fairfield	4	2
									179 H	Richmond	1	3
									182 H	Lafayette	6	9
									182 H	Lafayette	5	3
									182 H	Lafayette	14	4
									202 H	Delaware	11	2
									202 H	Delaware	7	4
									202 H	Delaware	3	5
									256 H	Norfolk St.	6	5
									256 H	Norfolk St.	12	2
									256 H	Norfolk St.	16	5
									257 A	VMI	9	8
									257 H	VMI	5	4
									271 H	George Mason	10	7
									274 H	Lehigh	7	6
									274 H	Lehigh	10	1
									290 H	Longwood	3	1
<hr/>												
LAST 10 GAMES												
10 A	Louisville	1	11	256 H	Norfolk St.	16	5	274 H	Lehigh	10	1	
10 A	Louisville	0	1	91 H	Virginia	3	9	290 H	Longwood	3	1	
182 H	Lafayette	6	9	94 H	Col. of Charleston	8	10					
182 H	Lafayette	14	4	94 H	Col. of Charleston	5	6					
256 H	Norfolk St.	12	2	94 H	Col. of Charleston	1	5					

Non-Div. I Games:

James Madison

Average RPI Win:	134	WON-LOST RECORD	WINNING PCT. RANK	LAST 10 GAMES	STRENGTH OF SCHEDULE	OPP. STRENGTH OF SCHEDULE	TEAM RPI	ADJ RPI	CONF. RPI	ADJ CONF. RPI	
DIV. I ONLY		9-21-0	.3 254	2-8-0	96	192	192	.47636 192	13	13	
DIV. I NON-CONF.		8-16-0	.33333 214	1-3-0	42	178	146	.50124 146	11	11	
<hr/>											
TOTALS	RPI 1-25	RPI 26-50		W-L RECORDS		RPI 51-100		RPI 101-150		RPI 150+	
9-21-0	0-0-0	1-4-0		OVERALL		1-4-0		5-6-0		2-7-0	
3-5-0	0-0-0	1-4-0		HOME		0-1-0		2-0-0		0-0-0	
6-14-0	0-0-0	0-0-0		AWAY		1-3-0		3-6-0		2-5-0	
0-2-0	0-0-0	0-0-0		NEUTRAL		0-0-0		0-0-0		0-2-0	
<hr/>											
8-16-0	0-0-0	1-4-0		NON-CONFERENCE		1-4-0		5-6-0		1-2-0	
3-5-0	0-0-0	1-4-0		HOME		0-1-0		2-0-0		0-0-0	
5-9-0	0-0-0	0-0-		AWAY		1-3-0		3-6-0		1-0-0	
0-2-0	0-0-0	0-0-0		NEUTRAL		0-0-0		0-0-0		0-2-0	
<hr/>											
1-5-0	0-0-0	0-0-0		CONFERENCE		0-0-0		0-0-0		1-5-0	
0-0-0	0-0-0	0-0-0		HOME		0-0-0		0-0-0		0-0-0	
1-5-0	0-0-0	0-0-0		AWAY		0-0-0		0-0-0		1-5-0	
0-0-0	0-0-0	0-0-0		NEUTRAL		0-0-0		0-0-0		0-0-0	
<hr/>											
RPI S	Opponent	Score	RPI S	Opponent	Score	RPI S	Opponent	Score	RPI S	Opponent	Score
			46 H	Loyola Marymount	1 5	75 A	San Diego	6 7	107 A	San Francisco	3 4
			48 H	Nebraska	10 9	75 H	San Diego	3 31	107 A	San Francisco	2 8
			48 H	Nebraska	1 7	92 A	Tulane	0 10	109 A	Grand Canyon	5 3
			48 H	Nebraska	6 21	92 A	Tulane	1 10	112 A	UNLV	7 12
			48 H	Nebraska	6 10	92 A	Tulane	10 1	112 A	UNLV	7 11
									121 A	California Baptist	7 4
									121 H	California Baptist	8 3
									121 H	California Baptist	5 4
									122 A	San Jose St.	4 5
									122 A	San Jose St.	1 9
									122 A	San Jose St.	12 3
									199 A	CSUN	5 14
									199 A	CSUN	1 25
									199 A	CSUN	6 11
									221 A	CSU Bakersfield	12 1
									254 A	UC Davis	4 3
									254 A	UC Davis	2 10
									254 A	UC Davis	6 8
									269 N	Rider	1 5
									269 N	Rider	2 4
<hr/>											
			LAST 10 GAMES								
			121 A	California Baptist	7 4	199 A	CSUN	5 14			
			48 H	Nebraska	6 10	75 A	San Diego	6 7			
			221 A	CSU Bakersfield	12 1	254 A	UC Davis	6 8			
			199 A	CSUN	6 11	254 A	UC Davis	4 3			
			199 A	CSUN	1 25	254 A	UC Davis	2 10			

Non-Div. I Games:

UC Riverside

Average RPI Win: 211		WON-LOST RECORD	WINNING PCT. RANK	LAST 10 GAMES	STRENGTH OF SCHEDULE	OPP. STRENGTH OF SCHEDULE	TEAM RPI	ADJ RPI	CONF. RPI	ADJ CONF. RPI	
Average RPI Loss: 144											
DIV. I ONLY		10-15-1	.40385 209	3-7-0	176	254	193	.47616 193	14	14	
DIV. I NON-CONF.		7-9-1	.44118 177	0-2-0	268	272	227	.4538 227	17	17	
TOTALS		RPI 1-25	RPI 26-50		W-L RECORDS		RPI 51-100		RPI 101-150		RPI 150+
10-15-1	0-0-0		0-0-0		OVERALL		2-4-0		0-5-0		8-6-1
1-2-0	0-0-0		0-0-0		HOME		1-2-0		0-0-0		0-0-0
5-10-0	0-0-0		0-0-0		AWAY		1-2-0		0-5-0		4-3-0
4-3-1	0-0-0		0-0-0		NEUTRAL		0-0-0		0-0-0		4-3-1
7-9-1	0-0-0		0-0-0		NON-CONFERENCE		0-0-0		0-5-0		7-4-1
0-0-0	0-0-0		0-0-0		HOME		0-0-0		0-0-0		0-0-0
3-6-0	0-0-0		0-0-		AWAY		0-0-0		0-5-0		3-1-0
4-3-1	0-0-0		0-0-0		NEUTRAL		0-0-0		0-0-0		4-3-1
3-6-0	0-0-0		0-0-0		CONFERENCE		2-4-0		0-0-0		1-2-0
1-2-0	0-0-0		0-0-0		HOME		1-2-0		0-0-0		0-0-0
2-4-0	0-0-0		0-0-0		AWAY		1-2-0		0-0-0		1-2-0
0-0-0	0-0-0		0-0-0		NEUTRAL		0-0-0		0-0-0		0-0-0
RPI S	Opponent	Score	RPI S	Opponent	Score	RPI S	Opponent	Score	RPI S	Opponent	Score
						62 A Liberty		2 8	114 A Morehead St.		7 11
						62 A Liberty		9 2	114 A Morehead St.		5 21
						62 A Liberty		1 8	130 A ETSU		2 3
						63 H Jacksonville		5 6	130 A ETSU		1 8
						63 H Jacksonville		2 5	130 A ETSU		2 12
						63 H Jacksonville		5 2	156 N Purdue		9 3
									156 N Purdue		8 9
									156 N Purdue		2 3
									231 A Manhattan		9 7
									234 N Seton Hall		5 8
									242 A Stetson		0 1
									242 A Stetson		3 1
									242 A Stetson		3 4
									256 A Norfolk St.		11 5
									256 A Norfolk St.		4 3
									269 A Rider		10 16
									280 N Eastern Mich.		10 9
									280 N Eastern Mich.		10 4
									280 N Eastern Mich.		5 4
									280 N Eastern Mich.		9 9
LAST 10 GAMES											
						242 A Stetson		3 1	156 N Purdue		8 9
						242 A Stetson		0 1	156 N Purdue		9 3
						63 H Jacksonville		5 2	256 A Norfolk St.		4 3
						63 H Jacksonville		2 5	256 A Norfolk St.		11 5
						156 N Purdue		2 3	280 N Eastern Mich.		10 9

Non-Div. I Games:

NJIT

Average RPI Win: 187		WON-LOST	WINNING	LAST 10	STRENGTH OF		OPP. STRENGTH	TEAM	ADJ	CONF.	ADJ CONF.
Average RPI Loss: 112		RECORD	PCT. RANK	GAMES	SCHEDULE		OF SCHEDULE	RPI	RPI	RPI	RPI
DIV. I ONLY		13-18-0	.41935	200	3-7-0		137	197	194	.47614	194
DIV. I NON-CONF.		11-14-0	.44	178	1-4-0		105	226	168	.48882	168
TOTALS		RPI 1-25	RPI 26-50		W-L RECORDS		RPI 51-100		RPI 101-150		RPI 150+
13-18-0		1-3-0	1-5-0		OVERALL		0-0-0		4-6-0		7-4-0
6-7-0		1-3-0	0-2-0		HOME		0-0-0		1-2-0		4-0-0
2-7-0		0-0-0	1-3-0		AWAY		0-0-0		1-2-0		0-2-0
5-4-0		0-0-0	0-0-0		NEUTRAL		0-0-0		2-2-0		3-2-0
11-14-0		1-3-0	1-5-0		NON-CONFERENCE		0-0-0		2-2-0		7-4-0
5-5-0		1-3-0	0-2-0		HOME		0-0-0		0-0-0		4-0-0
1-5-0		0-0-0	1-0-		AWAY		0-0-0		0-0-0		0-2-0
5-4-0		0-0-0	0-0-0		NEUTRAL		0-0-0		2-2-0		3-2-0
2-4-0		0-0-0	0-0-0		CONFERENCE		0-0-0		2-4-0		0-0-0
1-2-0		0-0-0	0-0-0		HOME		0-0-0		1-2-0		0-0-0
1-2-0		0-0-0	0-0-0		AWAY		0-0-0		1-2-0		0-0-0
0-0-0		0-0-0	0-0-0		NEUTRAL		0-0-0		0-0-0		0-0-0
RPI S	Opponent	Score	RPI S	Opponent	Score	RPI S	Opponent	Score	RPI S	Opponent	Score
22 H	Creighton	11 12	26 A	Missouri	3 4				126 N	Miami (OH)	9 1
22 H	Creighton	4 9	41 H	St. John's (NY)	3 16				126 N	Miami (OH)	2 3
25 H	Illinois	1 4	41 H	St. John's (NY)	2 6				126 N	Miami (OH)	10 3
25 H	Illinois	8 3	46 A	Loyola Marymount	5 7				126 N	Miami (OH)	7 9
			46 A	Loyola Marymount	1 3				138 H	Dayton	2 4
			46 A	Loyola Marymount	7 1				138 H	Dayton	4 3
									138 H	Dayton	2 3
									141 A	Massachusetts	8 17
									141 A	Massachusetts	9 4
									141 A	Massachusetts	6 7
									232 N	Western Ill.	4 5
									232 N	Western Ill.	8 2
									232 N	Western Ill.	0 3
									237 A	SIUE	0 2
									242 A	Stetson	2 3
									253 N	Sacred Heart	9 7
									264 H	Chicago St.	8 3
									264 H	Chicago St.	7 5
									264 H	Chicago St.	7 3
									270 H	Southeast Mo. St.	15 6
									285 N	Georgetown	7 6
			LAST 10 GAMES								
			232 N	Western Ill.	0 3	141 A	Massachusetts	6 7			
			126 N	Miami (OH)	10 3	26 A	Missouri	3 4			
			270 H	Southeast Mo. St.	15 6	41 H	St. John's (NY)	3 16			
			141 A	Massachusetts	8 17	41 H	St. John's (NY)	2 6			
			141 A	Massachusetts	9 4	237 A	SIUE	0 2			

Non-Div. I Games:

Saint Louis

Average RPI Win: Average RPI Loss:	221 118	WON-LOST RECORD	WINNING PCT. RANK	LAST 10 GAMES	STRENGTH OF SCHEDULE	OPP. STRENGTH OF SCHEDULE	TEAM RPI	ADJ RPI	CONF. RPI	ADJ CONF. RPI
DIV. I ONLY		18-14-0	.5625 105	6-4-0	217	195	195	.4758 195	21	21
DIV. I NON-CONF.		11-9-0	.55 128	1-2-0	247	210	217	.4597 216	23	23
<hr/>										
TOTALS	RPI 1-25	RPI 26-50		W-L RECORDS	RPI 51-100		RPI 101-150		RPI 150+	
18-14-0	0-2-0	1-1-0		OVERALL	1-2-0		2-6-0		14-3-0	
12-7-0	0-1-0	1-0-0		HOME	1-2-0		2-3-0		8-1-0	
2-6-0	0-1-0	0-1-0		AWAY	0-0-0		0-3-0		2-1-0	
4-1-0	0-0-0	0-0-0		NEUTRAL	0-0-0		0-0-0		4-1-0	
<hr/>										
11-9-0	0-2-0	1-1-0		NON-CONFERENCE	1-2-0		0-2-0		9-2-0	
7-6-0	0-1-0	1-0-0		HOME	1-2-0		0-2-0		5-1-0	
0-2-0	0-1-0	0-0-		AWAY	0-0-0		0-0-0		0-0-0	
4-1-0	0-0-0	0-0-0		NEUTRAL	0-0-0		0-0-0		4-1-0	
<hr/>										
7-5-0	0-0-0	0-0-0		CONFERENCE	0-0-0		2-4-0		5-1-0	
5-1-0	0-0-0	0-0-0		HOME	0-0-0		2-1-0		3-0-0	
2-4-0	0-0-0	0-0-0		AWAY	0-0-0		0-3-0		2-1-0	
0-0-0	0-0-0	0-0-0		NEUTRAL	0-0-0		0-0-0		0-0-0	
<hr/>										
RPI S	Opponent	Score		RPI S	Opponent	Score		RPI S	Opponent	Score
10 A	Louisville	1	5	35 H	Evansville	2	0	74 H	Boston College	4 6
10 H	Louisville	8	12	49 A	Kentucky	3	7	74 H	Boston College	2 13
								87 H	Xavier	5 3
								114 A	Morehead St.	4 15
								114 A	Morehead St.	5 7
								114 A	Morehead St.	2 7
								126 H	Miami (OH)	4 8
								138 H	Dayton	5 17
								148 H	Austin Peay	9 3
								148 H	Austin Peay	11 3
								148 H	Austin Peay	1 8
								197 H	Western Ky.	9 12
								203 H	UT Martin	8 5
								203 H	UT Martin	21 6
								203 H	UT Martin	14 4
								237 A	SIUE	2 5
								237 A	SIUE	9 1
								237 A	SIUE	12 9
								250 N	Grambling	4 7
								252 H	Oakland	16 10
								252 H	Oakland	2 1
								252 H	Oakland	11 6
								265 N	Florida A&M	11 2
								292 N	Prairie View	11 1
								293 H	UMES	16 1
								293 H	UMES	5 1
								293 N	UMES	6 4
293 N	UMES	27 8								
<hr/>										
LAST 10 GAMES										
148 H Austin Peay 11 3				148 H Austin Peay 1 8				293 H UMES 5 1		
148 H Austin Peay 9 3				87 H Xavier 5 3				293 N UMES 6 4		
74 H Boston College 2 13				237 A SIUE 2 5				293 N UMES 27 8		
293 H UMES 16 1				237 A SIUE 9 1						
10 A Louisville 1 5				237 A SIUE 12 9						

Non-Div. I Games:	Kentucky St.	9	3
-------------------	--------------	---	---

Eastern Ky.

Average RPI Win:		222	WON-LOST RECORD		WINNING PCT. RANK		LAST 10 GAMES		STRENGTH OF SCHEDULE		OPP. STRENGTH OF SCHEDULE		TEAM RPI		ADJ RPI		CONF. RPI		ADJ CONF. RPI	
DIV. I ONLY			18-15-0		.54545 119		4-6-0		241		228		196		.47559 196		31		31	
DIV. I NON-CONF.			6-13-0		.31579 229		2-5-0		127		80		195		.47422 195		30		30	
TOTALS		RPI 1-25		RPI 26-50		W-L RECORDS		RPI 51-100		RPI 101-150		RPI 150+								
18-15-0		1-1-0		0-1-0		OVERALL		0-0-0		4-8-0		13-5-0								
11-4-0		1-0-0		0-0-0		HOME		0-0-0		2-3-0		8-1-0								
4-10-0		0-1-0		0-1-0		AWAY		0-0-0		2-4-0		2-4-0								
3-1-0		0-0-0		0-0-0		NEUTRAL		0-0-0		0-1-0		3-0-0								
6-13-0		1-1-0		0-1-0		NON-CONFERENCE		0-0-0		4-8-0		1-3-0								
3-3-0		1-0-0		0-0-0		HOME		0-0-0		2-3-0		0-0-0								
2-9-0		0-1-0		0-0-		AWAY		0-0-0		2-4-0		0-3-0								
1-1-0		0-0-0		0-0-0		NEUTRAL		0-0-0		0-1-0		1-0-0								
12-2-0		0-0-0		0-0-0		CONFERENCE		0-0-0		0-0-0		12-2-0								
8-1-0		0-0-0		0-0-0		HOME		0-0-0		0-0-0		8-1-0								
2-1-0		0-0-0		0-0-0		AWAY		0-0-0		0-0-0		2-1-0								
2-0-0		0-0-0		0-0-0		NEUTRAL		0-0-0		0-0-0		2-0-0								
RPI	S	Opponent		Score		RPI	S	Opponent		Score		RPI	S	Opponent		Score				
9	A	LSU		4	17	42	A	Southern Miss.		3	8	116	A	Memphis		6	1			
9	H	LSU		7	2							116	A	Memphis		12	14			
												116	A	Memphis		1	10			
												119	H	Eastern Ill.		2	4			
												119	H	Eastern Ill.		1	6			
												119	H	Eastern Ill.		5	3			
												119	H	Eastern Ill.		10	8			
												120	A	Northwestern St.		7	5			
												120	A	Northwestern St.		6	13			
												120	H	Northwestern St.		3	6			
												123	N	Air Force		0	13			
												146	A	La.-Monroe		6	10			
												153	A	Nicholls St.		2	4			
												163	A	New Orleans		6	9			
												218	A	Lamar University		5	6			
												246	A	Texas Southern		8	7			
												246	A	Texas Southern		1	0			
												246	A	Texas Southern		0	1			
												250	H	Grambling		13	8			
												250	H	Grambling		18	8			
												250	H	Grambling		15	13			
								LAST 10 GAMES				250	N	Grambling		6	5			
								116	A	Memphis		1	10	291	H	Ark.-Pine Bluff		9	4	
								116	A	Memphis		12	14	291	H	Ark.-Pine Bluff		16	4	
								292	H	Prairie View		8	5	119	H	Eastern Ill.		2	4	
								292	H	Prairie View		26	4	119	H	Eastern Ill.		10	8	
								120	H	Northwestern St.		3	6	9	H	LSU		7	2	
												292	H	Prairie View		8	5			

Non-Div. I Games:

Southern U.

Southern U.

Southern U.

Southern U.

Average RPI Win: 186		WON-LOST	WINNING	LAST 10	STRENGTH OF		OPP. STRENGTH	TEAM	ADJ	CONF.	ADJ CONF.
Average RPI Loss: 122		RECORD	PCT. RANK	GAMES	SCHEDULE		OF SCHEDULE	RPI	RPI	RPI	RPI
DIV. I ONLY		15-15-1	.5	147	218		55	197	.47468	197	11
DIV. I NON-CONF.		8-11-0	.42105	185	199		61	224	.45687	224	12
TOTALS		RPI 1-25	RPI 26-50		W-L RECORDS		RPI 51-100		RPI 101-150		RPI 150+
15-15-1	0-2-0	0-1-0		OVERALL		0-0-0		5-7-0		10-5-1	
12-5-1	0-0-0	0-0-0		HOME		0-0-0		5-5-0		7-0-1	
3-7-0	0-1-0	0-1-0		AWAY		0-0-0		0-0-0		3-5-0	
0-3-0	0-1-0	0-0-0		NEUTRAL		0-0-0		0-2-0		0-0-0	
8-11-0	0-2-0	0-1-0		NON-CONFERENCE		0-0-0		2-7-0		6-1-0	
7-5-0	0-0-0	0-0-0		HOME		0-0-0		2-5-0		5-0-0	
1-3-0	0-1-0	0-0-		AWAY		0-0-0		0-0-0		1-1-0	
0-3-0	0-1-0	0-0-0		NEUTRAL		0-0-0		0-2-0		0-0-0	
7-4-1	0-0-0	0-0-0		CONFERENCE		0-0-0		3-0-0		4-4-1	
5-0-1	0-0-0	0-0-0		HOME		0-0-0		3-0-0		2-0-1	
2-4-0	0-0-0	0-0-0		AWAY		0-0-0		0-0-0		2-4-0	
0-0-0	0-0-0	0-0-0		NEUTRAL		0-0-0		0-0-0		0-0-0	
RPI S	Opponent	Score		RPI S	Opponent	Score		RPI S	Opponent	Score	
2 A	Vanderbilt	4	5	49 A	Kentucky	0	15	111 N	North Florida	2	9
15 N	Tennessee	3	6					116 H	Memphis	6	9
								116 H	Memphis	4	10
								116 H	Memphis	4	12
								119 H	Eastern Ill.	10	9
								119 H	Eastern Ill.	5	4
								119 H	Eastern Ill.	1	8
								144 H	UAB	5	3
								144 H	UAB	5	4
								144 H	UAB	6	5
								146 N	La.-Monroe	3	4
								148 H	Austin Peay	3	5
								167 H	Murray St.	9	5
								173 A	FIU	5	4
								173 A	FIU	15	1
								173 A	FIU	1	2
								178 A	Middle Tenn.	4	11
								178 A	Middle Tenn.	10	13
								178 A	Middle Tenn.	4	13
								186 H	Charlotte	13	13
								186 H	Charlotte	8	5
								186 H	Charlotte	8	4
								188 A	Lipscomb	1	3
								195 A	Eastern Ky.	12	9
								212 H	Belmont	8	7
								276 H	Northern Ky.	19	2
								276 H	Northern Ky.	5	4
LAST 10 GAMES				212 H	Belmont	8	7				
	186 H	Charlotte	8	5	178 A	Middle Tenn.	4	11			
	186 H	Charlotte	8	4	178 A	Middle Tenn.	10	13			
	116 H	Memphis	4	12	178 A	Middle Tenn.	4	13			
	15 N	Tennessee	3	6	2	A	Vanderbilt	4	5		
	119 H	Eastern Ill.	5	4							

Non-Div. I Games:

Western Ky.

RPI	S	Opponent	Score	
276	H	Northern Ky.	9	6

Western Ky.

W
e
s
t
e
r
n
K
y
.

W
e
s
t
e
r
n
K
y
.

Average RPI Win:	151	WON-LOST RECORD	WINNING PCT. RANK	LAST 10 GAMES	STRENGTH OF SCHEDULE	OPP. STRENGTH OF SCHEDULE	TEAM RPI	ADJ RPI	CONF. RPI	ADJ CONF. RPI	
DIV. I ONLY	12-18-0	.4	210	3-7-0	165	59	198	.47355	198	9	9
DIV. I NON-CONF.	7-11-0	.38889	198	0-2-0	145	53	176	.48303	176	8	8
<hr/>											
TOTALS	RPI 1-25	RPI 26-50		W-L RECORDS	RPI 51-100		RPI 101-150		RPI 150+		
12-18-0	0-3-0	0-2-0		OVERALL	5-7-0		2-1-0		5-5-0		
7-9-0	0-0-0	0-0-0		HOME	2-5-0		1-1-0		4-3-0		
3-9-0	0-3-0	0-2-0		AWAY	3-2-0		0-0-0		0-2-0		
2-0-0	0-0-0	0-0-0		NEUTRAL	0-0-0		1-0-0		1-0-0		
7-11-0	0-3-0	0-2-0		NON-CONFERENCE	1-2-0		2-1-0		4-3-0		
4-3-0	0-0-0	0-0-0		HOME	0-1-0		1-1-0		3-1-0		
1-8-0	0-3-0	0-0-		AWAY	1-1-0		0-0-0		0-2-0		
2-0-0	0-0-0	0-0-0		NEUTRAL	0-0-0		1-0-0		1-0-0		
5-7-0	0-0-0	0-0-0		CONFERENCE	4-5-0		0-0-0		1-2-0		
3-6-0	0-0-0	0-0-0		HOME	2-4-0		0-0-0		1-2-0		
2-1-0	0-0-0	0-0-0		AWAY	2-1-0		0-0-0		0-0-0		
0-0-0	0-0-0	0-0-0		NEUTRAL	0-0-0		0-0-0		0-0-0		
RPI S	Opponent	Score	RPI S	Opponent	Score	RPI S	Opponent	Score	RPI S	Opponent	Score
15 A	Tennessee	0 6	34 A	Miami (FL)	1 6	67 H	Texas St.	3 8	132 H	Gardner-Webb	24 3
15 A	Tennessee	0 3	40 A	South Carolina	1 3	67 H	Texas St.	3 0	132 H	Gardner-Webb	3 12
15 A	Tennessee	0 2				67 H	Texas St.	4 5	147 N	Michigan St.	9 6
						68 A	Fla. Atlantic	6 3	154 A	Radford	0 5
						71 H	Ga. Southern	9 5	185 A	Furman	5 6
						71 H	Ga. Southern	0 3	185 N	Furman	14 0
						71 H	Ga. Southern	2 6	231 H	Manhattan	14 5
						97 A	Louisiana	4 7	231 H	Manhattan	4 5
						97 A	Louisiana	6 5	231 H	Manhattan	5 2
						97 A	Louisiana	6 5	233 H	Georgia St.	0 2
						99 A	Wake Forest	4 5	233 H	Georgia St.	9 3
						99 H	Wake Forest	6 10	233 H	Georgia St.	6 17
									249 H	N.C. Central	13 0
<hr/>											
LAST 10 GAMES											
185 A	Furman	5 6	71 H	Ga. Southern	0 3						
132 H	Gardner-Webb	24 3	99 H	Wake Forest	6 10						
132 H	Gardner-Webb	3 12	67 H	Texas St.	3 0						
71 H	Ga. Southern	2 6	67 H	Texas St.	4 5						
71 H	Ga. Southern	9 5	67 H	Texas St.	3 8						

Non-Div. I Games:

Appalachian St.

Average RPI Win: 143		WON-LOST RECORD		WINNING PCT. RANK		LAST 10 GAMES		STRENGTH OF SCHEDULE		OPP. STRENGTH OF SCHEDULE		TEAM RPI		ADJ RPI		CONF. RPI		ADJ CONF. RPI					
DIV. I ONLY		15-17-0		.46875 166		6-4-0		203		27		199		.47318 199		13		13					
DIV. I NON-CONF.		12-14-0		.46154 163		3-1-0		177		16		177		.48272 177		11		11					
TOTALS		RPI 1-25		RPI 26-50		W-L RECORDS		RPI 51-100		RPI 101-150		RPI 150+											
15-17-0		0-2-0		4-1-0		OVERALL		2-6-0		2-3-0		7-5-0											
13-7-0		0-1-0		4-1-0		HOME		1-3-0		2-2-0		6-0-0											
2-10-0		0-1-0		0-0-0		AWAY		1-3-0		0-1-0		1-5-0											
0-0-0		0-0-0		0-0-0		NEUTRAL		0-0-0		0-0-0		0-0-0											
12-14-0		0-2-0		4-1-0		NON-CONFERENCE		2-6-0		2-3-0		4-2-0											
10-7-0		0-1-0		4-1-0		HOME		1-3-0		2-2-0		3-0-0											
2-7-0		0-1-0		0-0-		AWAY		1-3-0		0-1-0		1-2-0											
0-0-0		0-0-0		0-0-0		NEUTRAL		0-0-0		0-0-0		0-0-0											
3-3-0		0-0-0		0-0-0		CONFERENCE		0-0-0		0-0-0		3-3-0											
3-0-0		0-0-0		0-0-0		HOME		0-0-0		0-0-0		3-0-0											
0-3-0		0-0-0		0-0-0		AWAY		0-0-0		0-0-0		0-3-0											
0-0-0		0-0-0		0-0-0		NEUTRAL		0-0-0		0-0-0		0-0-0											
RPI	S	Opponent		Score		RPI	S	Opponent		Score		RPI	S	Opponent		Score							
1	A	UCLA		1	10	41	H	St. John's (NY)		11	9	59	A	Pepperdine		5	9	112	A	UNLV		5	6
1	H	UCLA		3	4	43	H	Gonzaga		3	0	66	H	Michigan		1	2	129	H	Kansas St.		4	2
						43	H	Gonzaga		15	12	66	H	Michigan		2	4	129	H	Kansas St.		5	11
						43	H	Gonzaga		8	10	66	H	Michigan		5	2	129	H	Kansas St.		10	8
						43	H	Gonzaga		7	4	83	H	San Diego St.		5	11	129	H	Kansas St.		5	6
												85	A	Iowa		4	5	160	A	Cal Poly		1	3
												85	A	Iowa		1	3	160	A	Cal Poly		2	4
												85	A	Iowa		8	5	160	A	Cal Poly		1	2
																		187	A	Washington St.		1	10
																		187	A	Washington St.		1	3
																		187	A	Washington St.		5	1
																		192	H	UC Riverside		25	1
																		192	H	UC Riverside		11	6
																		192	H	UC Riverside		14	5
																		268	H	Santa Clara		14	8
																		268	H	Santa Clara		2	0
																		268	H	Santa Clara		7	2
						LAST 10 GAMES																	
						43	H	Gonzaga		3	0	1	A	UCLA		1	10						
						85	A	Iowa		1	3	160	A	Cal Poly		2	4						
						192	H	UC Riverside		11	6	160	A	Cal Poly		1	3						
						192	H	UC Riverside		25	1	160	A	Cal Poly		1	2						
						192	H	UC Riverside		14	5	268	H	Santa Clara		7	2						

Non-Div. I Games:

CSUN

Average RPI Win: 186		WON-LOST RECORD		WINNING PCT. RANK		LAST 10 GAMES		STRENGTH OF SCHEDULE		OPP. STRENGTH OF SCHEDULE		TEAM RPI		ADJ RPI		CONF. RPI		ADJ CONF. RPI	
DIV. I ONLY		4-22-0		.15385 296		3-7-0		14		227		200		.47092 200		22		22	
DIV. I NON-CONF.		1-17-0		.05556 295		0-2-0		3		172		209		.46453 209		18		18	
TOTALS		RPI 1-25		RPI 26-50		W-L RECORDS		RPI 51-100		RPI 101-150		RPI 150+							
4-22-0		0-3-0		0-1-0		OVERALL		0-11-0		0-3-0		4-4-0							
2-1-0		0-0-0		0-0-0		HOME		0-0-0		0-0-0		2-1-0							
2-21-0		0-3-0		0-1-0		AWAY		0-11-0		0-3-0		2-3-0							
0-0-0		0-0-0		0-0-0		NEUTRAL		0-0-0		0-0-0		0-0-0							
1-17-0		0-3-0		0-1-0		NON-CONFERENCE		0-11-0		0-0-0		1-2-0							
0-0-0		0-0-0		0-0-0		HOME		0-0-0		0-0-0		0-0-0							
1-17-0		0-3-0		0-0-		AWAY		0-11-0		0-0-0		1-2-0							
0-0-0		0-0-0		0-0-0		NEUTRAL		0-0-0		0-0-0		0-0-0							
3-5-0		0-0-0		0-0-0		CONFERENCE		0-0-0		0-3-0		3-2-0							
2-1-0		0-0-0		0-0-0		HOME		0-0-0		0-0-0		2-1-0							
1-4-0		0-0-0		0-0-0		AWAY		0-0-0		0-3-0		1-1-0							
0-0-0		0-0-0		0-0-0		NEUTRAL		0-0-0		0-0-0		0-0-0							
RPI	S	Opponent		Score		RPI	S	Opponent		Score		RPI	S	Opponent		Score			
17	A	Mississippi St.		2	9	44	A	Alabama		0	16	62	A	Liberty		1	7		
17	A	Mississippi St.		8	9							62	A	Liberty		0	7		
17	A	Mississippi St.		1	5							62	A	Liberty		2	3		
												69	A	Maryland		3	5		
												69	A	Maryland		6	9		
												69	A	Maryland		0	4		
												96	A	Troy		0	12		
												98	A	Florida St.		0	11		
												98	A	Florida St.		5	6		
												98	A	Florida St.		3	16		
												98	A	Florida St.		1	9		

Non-Div. I Games:

Maine

Average RPI Win:	191	WON-LOST	WINNING	LAST 10	STRENGTH OF	OPP. STRENGTH	TEAM	ADJ	CONF.	ADJ CONF.
Average RPI Loss:	192	RECORD	PCT. RANK	GAMES	SCHEDULE	OF SCHEDULE	RPI	RPI	RPI	RPI

[illegible]

Non-Div. I Games:

Toledo

Average RPI Win:	178	WON-LOST RECORD	WINNING PCT. RANK	LAST 10 GAMES	STRENGTH OF SCHEDULE	OPP. STRENGTH OF SCHEDULE	TEAM RPI	ADJ RPI	CONF. RPI	ADJ CONF. RPI					
DIV. I ONLY		9-19-0	.32143	245	7-3-0	76	244	202	.46912	202	15	15			
DIV. I NON-CONF.		4-15-0	.21053	270	3-0-0	115	265	266	.42339	266	15	15			
<hr/>															
TOTALS	RPI 1-25	RPI 26-50		W-L RECORDS		RPI 51-100		RPI 101-150		RPI 150+					
9-19-0	0-0-0	0-0-0		OVERALL		3-5-0		0-4-0		6-10-0					
7-4-0	0-0-0	0-0-0		HOME		3-1-0		0-0-0		4-3-0					
2-15-0	0-0-0	0-0-0		AWAY		0-4-0		0-4-0		2-7-0					
0-0-0	0-0-0	0-0-0		NEUTRAL		0-0-0		0-0-0		0-0-0					
<hr/>															
4-15-0	0-0-0	0-0-0		NON-CONFERENCE		0-5-0		0-4-0		4-6-0					
4-4-0	0-0-0	0-0-0		HOME		0-1-0		0-0-0		4-3-0					
0-11-0	0-0-0	0-0-		AWAY		0-4-0		0-4-0		0-3-0					
0-0-0	0-0-0	0-0-0		NEUTRAL		0-0-0		0-0-0		0-0-0					
<hr/>															
5-4-0	0-0-0	0-0-0		CONFERENCE		3-0-0		0-0-0		2-4-0					
3-0-0	0-0-0	0-0-0		HOME		3-0-0		0-0-0		0-0-0					
2-4-0	0-0-0	0-0-0		AWAY		0-0-0		0-0-0		2-4-0					
0-0-0	0-0-0	0-0-0		NEUTRAL		0-0-0		0-0-0		0-0-0					
<hr/>															
RPI	S	Opponent	Score	RPI	S	Opponent	Score	RPI	S	Opponent	Score				
				62 A Liberty				4	5	127 A New Mexico St.			3	17	
				62 A Liberty				1	8	127 A New Mexico St.			4	11	
				62 A Liberty				0	11	127 A New Mexico St.			2	15	
				69 A Maryland				6	11	127 A New Mexico St.			3	11	
				69 H Maryland				6	11	170 A Northeastern			8	16	
				79 H William & Mary				1	0	170 A Northeastern			7	3	
				79 H William & Mary				3	2	170 A Northeastern			4	13	
				79 H William & Mary				9	8	176 H Fairfield			7	4	
								176 H Fairfield			2	3			
								176 H Fairfield			2	8			
								186 A Charlotte			4	5			
								186 A Charlotte			2	5			
								186 A Charlotte			1	3			
								191 A James Madison			4	7			
								191 A James Madison			5	3			
								191 A James Madison			2	11			
				244 H La Salle			2	4							
				269 H Rider			6	1							
				274 H Lehigh			12	11							
				286 H Delaware St.			13	2							
LAST 10 GAMES															
269 H Rider				6	1	79 H William & Mary				3	2				
186 A Charlotte				2	5	79 H William & Mary				1	0				
127 A New Mexico St.				2	15	170 A Northeastern				8	16				
286 H Delaware St.				13	2	170 A Northeastern				7	3				
79 H William & Mary				9	8	170 A Northeastern				4	13				

Non-Div. I Games:

Goldey-Beacom

4 0

West Chester

5 4

Goldey-Beacom

15 1

Delaware

Average RPI Win: 222		WON-LOST	WINNING	LAST 10	STRENGTH OF		OPP. STRENGTH	TEAM	ADJ	CONF.	ADJ CONF.
Average RPI Loss: 162		RECORD	PCT. RANK	GAMES	SCHEDULE		OF SCHEDULE	RPI	RPI	RPI	RPI
DIV. I ONLY		11-19-0	.36667	228	4-6-0		152	261	203	.46901	203
DIV. I NON-CONF.		7-11-0	.38889	198	1-3-0		169	256	180	.48044	180
TOTALS		RPI 1-25	RPI 26-50		W-L RECORDS		RPI 51-100		RPI 101-150		RPI 150+
11-19-0	0-3-0	0-1-0		OVERALL		0-0-0		2-1-0		9-14-0	
3-4-0	0-0-0	0-0-0		HOME		0-0-0		2-1-0		1-3-0	
5-12-0	0-3-0	0-1-0		AWAY		0-0-0		0-0-0		5-8-0	
3-3-0	0-0-0	0-0-0		NEUTRAL		0-0-0		0-0-0		3-3-0	
7-11-0	0-3-0	0-1-0		NON-CONFERENCE		0-0-0		0-0-0		7-7-0	
1-0-0	0-0-0	0-0-0		HOME		0-0-0		0-0-0		1-0-0	
3-8-0	0-3-0	0-0-		AWAY		0-0-0		0-0-0		3-4-0	
3-3-0	0-0-0	0-0-0		NEUTRAL		0-0-0		0-0-0		3-3-0	
4-8-0	0-0-0	0-0-0		CONFERENCE		0-0-0		2-1-0		2-7-0	
2-4-0	0-0-0	0-0-0		HOME		0-0-0		2-1-0		0-3-0	
2-4-0	0-0-0	0-0-0		AWAY		0-0-0		0-0-0		2-4-0	
0-0-0	0-0-0	0-0-0		NEUTRAL		0-0-0		0-0-0		0-0-0	
RPI S	Opponent	Score		RPI S	Opponent	Score		RPI S	Opponent	Score	
12 A	Auburn	9	15	35 A	Evansville	3	6	114 H	Morehead St.	5	4
12 A	Auburn	0	2					114 H	Morehead St.	2	6
20 A	Ole Miss	6	12					114 H	Morehead St.	2	0
								159 A	Samford	3	1
								159 A	Samford	3	6
								159 A	Samford	4	14
								177 N	South Dakota St.	1	7
								177 N	South Dakota St.	3	15
								177 N	South Dakota St.	5	4
								195 A	Eastern Ky.	4	14
								195 A	Eastern Ky.	6	21
								195 A	Eastern Ky.	5	8
								212 H	Belmont	1	11
								212 H	Belmont	5	6
								212 H	Belmont	2	5
								226 A	Kennesaw St.	1	2
								226 A	Kennesaw St.	1	3
								226 A	Kennesaw St.	6	4
								261 N	North Ala.	1	0
								261 N	North Ala.	1	0
								261 N	North Ala.	6	7
								270 A	Southeast Mo. St.	3	0
								270 A	Southeast Mo. St.	1	4
								270 A	Southeast Mo. St.	1	0
								295 A	Alabama A&M	12	3
								295 H	Alabama A&M	8	3
								35 A	Evansville	3	6
LAST 10 GAMES											
								114 H	Morehead St.	2	0
								114 H	Morehead St.	2	6
								226 A	Kennesaw St.	1	2
								226 A	Kennesaw St.	6	4
								261 N	North Ala.	6	7
								177 N	South Dakota St.	5	4
								159 A	Samford	3	1
								159 A	Samford	3	6
								159 A	Samford	4	14
								35 A	Evansville	3	6

Non-Div. I Games: Union (TN) 8 3

UT Martin

Average RPI Win: 237		WON-LOST RECORD		WINNING PCT. RANK		LAST 10 GAMES		STRENGTH OF SCHEDULE		OPP. STRENGTH OF SCHEDULE		TEAM RPI		ADJ RPI		CONF. RPI		ADJ CONF. RPI	
DIV. I ONLY		13-16-0		.44828 182		5-5-0		209		255		204		.4688 204		28		28	
DIV. I NON-CONF.		6-14-0		.3 234		1-3-0		78		237		167		.48938 167		27		27	
TOTALS		RPI 1-25		RPI 26-50		W-L RECORDS		RPI 51-100		RPI 101-150		RPI 150+							
13-16-0		0-0-0		0-0-0		OVERALL		1-7-0		0-2-0		12-7-0							
4-4-0		0-0-0		0-0-0		HOME		0-1-0		0-0-0		4-3-0							
9-9-0		0-0-0		0-0-0		AWAY		1-5-0		0-1-0		8-3-0							
0-3-0		0-0-0		0-0-0		NEUTRAL		0-1-0		0-1-0		0-1-0							
6-14-0		0-0-0		0-0-0		NON-CONFERENCE		1-7-0		0-2-0		5-5-0							
0-2-0		0-0-0		0-0-0		HOME		0-1-0		0-0-0		0-1-0							
6-9-0		0-0-0		0-0-		AWAY		1-5-0		0-1-0		5-3-0							
0-3-0		0-0-0		0-0-0		NEUTRAL		0-1-0		0-1-0		0-1-0							
7-2-0		0-0-0		0-0-0		CONFERENCE		0-0-0		0-0-0		7-2-0							
4-2-0		0-0-0		0-0-0		HOME		0-0-0		0-0-0		4-2-0							
3-0-0		0-0-0		0-0-0		AWAY		0-0-0		0-0-0		3-0-0							
0-0-0		0-0-0		0-0-0		NEUTRAL		0-0-0		0-0-0		0-0-0							
RPI	S	Opponent		Score	RPI	S	Opponent		Score	RPI	S	Opponent		Score	RPI	S	Opponent		Score
							68	A	Fla. Atlantic	0	7		110	N	Elon	1	11		
							68	A	Fla. Atlantic	4	7		125	A	Yale	2	11		
							73	N	Bryant	2	5		158	A	FGCU	9	4		
							89	H	Rhode Island	4	5		158	A	FGCU	8	9		
							93	A	UNC Greensboro	2	8		158	A	FGCU	5	6		
							93	A	UNC Greensboro	5	12		168	H	Canisius	2	9		
							99	A	Wake Forest	8	6		168	H	Canisius	1	3		
							99	A	Wake Forest	5	15		168	H	Canisius	10	9		
												179	A	Richmond	6	5			
												201	N	Toledo	8	9			
												206	A	Hartford	10	3			
												238	A	Central Conn. St.	9	10			
												256	A	Norfolk St.	7	1			
												256	A	Norfolk St.	14	4			
												258	H	Dartmouth	2	9			
												287	A	Niagara	7	2			
												287	A	Niagara	3	1			
												287	A	Niagara	7	1			
												299	H	Saint Peter's	2	0			
												299	H	Saint Peter's	5	4			
												299	H	Saint Peter's	13	0			
LAST 10 GAMES																			
							287	A	Niagara	3	1		299	H	Saint Peter's	2	0		
							287	A	Niagara	7	2		299	H	Saint Peter's	5	4		
							287	A	Niagara	7	1		168	H	Canisius	1	3		
							299	H	Saint Peter's	13	0		206	A	Hartford	10	3		
							110	N	Elon	1	11		168	H	Canisius	10	9		

Non-Div. I Games:

Quinnipiac

Average RPI Win:	221	WON-LOST RECORD	WINNING PCT. RANK	LAST 10 GAMES	STRENGTH OF SCHEDULE	OPP. STRENGTH OF SCHEDULE	TEAM RPI	ADJ RPI	CONF. RPI	ADJ CONF. RPI		
DIV. I ONLY		11-19-0	.36667	228	3-7-0	169	170	205	.46874	205	19	19
DIV. I NON-CONF.		5-13-0	.27778	245	0-2-0	131	130	205	.4671	205	20	20
<hr/>												
TOTALS	RPI 1-25	RPI 26-50		W-L RECORDS		RPI 51-100		RPI 101-150		RPI 150+		
11-19-0	0-2-0	0-0-0		OVERALL		2-7-0		0-6-0		9-4-0		
7-2-0	0-0-0	0-0-0		HOME		0-0-0		0-1-0		7-1-0		
3-15-0	0-2-0	0-0-0		AWAY		2-7-0		0-5-0		1-1-0		
1-2-0	0-0-0	0-0-0		NEUTRAL		0-0-0		0-0-0		1-2-0		
<hr/>												
5-13-0	0-2-0	0-0-0		NON-CONFERENCE		1-5-0		0-3-0		4-3-0		
2-1-0	0-0-0	0-0-0		HOME		0-0-0		0-1-0		2-0-0		
2-10-0	0-2-0	0-0-		AWAY		1-5-0		0-2-0		1-1-0		
1-2-0	0-0-0	0-0-0		NEUTRAL		0-0-0		0-0-0		1-2-0		
<hr/>												
6-6-0	0-0-0	0-0-0		CONFERENCE		1-2-0		0-3-0		5-1-0		
5-1-0	0-0-0	0-0-0		HOME		0-0-0		0-0-0		5-1-0		
1-5-0	0-0-0	0-0-0		AWAY		1-2-0		0-3-0		0-0-0		
0-0-0	0-0-0	0-0-0		NEUTRAL		0-0-0		0-0-0		0-0-0		
<hr/>												
RPI	S	Opponent	Score	RPI	S	Opponent	Score	RPI	S	Opponent	Score	
15	A	Tennessee	2 7					56	A	Campbell	1 21	
15	A	Tennessee	4 8					56	A	Campbell	3 0	
								56	A	Campbell	3 6	
								71	A	Ga. Southern	1 5	
								71	A	Ga. Southern	14 9	
								71	A	Ga. Southern	0 14	
								94	A	Col. of Charleston	5 6	
								94	A	Col. of Charleston	0 9	
								94	A	Col. of Charleston	3 12	

Non-Div. I Games:

UNC Asheville

Average RPI Win: 205		WON-LOST	WINNING	LAST 10	STRENGTH OF		OPP. STRENGTH	TEAM	ADJ	CONF.	ADJ CONF.
Average RPI Loss: 136		RECORD	PCT. RANK	GAMES	SCHEDULE		OF SCHEDULE	RPI	RPI	RPI	RPI
DIV. I ONLY		11-16-0	.40741	204	6-4-0		185	202	206	.46864	206
DIV. I NON-CONF.		5-13-0	.27778	245	2-2-0		168	153	221	.45744	221
TOTALS		RPI 1-25	RPI 26-50		W-L RECORDS		RPI 51-100		RPI 101-150		RPI 150+
11-16-0	0-3-0	0-1-0		OVERALL		1-1-0		3-1-0		7-10-0	
5-6-0	0-0-0	0-0-0		HOME		0-1-0		3-1-0		2-4-0	
6-10-0	0-3-0	0-1-0		AWAY		1-0-0		0-0-0		5-6-0	
0-0-0	0-0-0	0-0-0		NEUTRAL		0-0-0		0-0-0		0-0-0	
5-13-0	0-3-0	0-1-0		NON-CONFERENCE		1-1-0		1-0-0		3-8-0	
1-4-0	0-0-0	0-0-0		HOME		0-1-0		1-0-0		0-3-0	
4-9-0	0-3-0	0-0-		AWAY		1-0-0		0-0-0		3-5-0	
0-0-0	0-0-0	0-0-0		NEUTRAL		0-0-0		0-0-0		0-0-0	
6-3-0	0-0-0	0-0-0		CONFERENCE		0-0-0		2-1-0		4-2-0	
4-2-0	0-0-0	0-0-0		HOME		0-0-0		2-1-0		2-1-0	
2-1-0	0-0-0	0-0-0		AWAY		0-0-0		0-0-0		2-1-0	
0-0-0	0-0-0	0-0-0		NEUTRAL		0-0-0		0-0-0		0-0-0	
RPI S	Opponent	Score	RPI S	Opponent	Score	RPI S	Opponent	Score	RPI S	Opponent	Score
6 A	UC Santa Barbara	5 10	27 A	UConn	4 12	73 H	Bryant	3 23	125 H	Yale	11 7
6 A	UC Santa Barbara	0 14				74 A	Boston College	7 4	140 H	Stony Brook	9 5
6 A	UC Santa Barbara	4 6							140 H	Stony Brook	6 5
									140 H	Stony Brook	5 7
									151 A	Abilene Christian	7 8
									151 A	Abilene Christian	1 2
									151 A	Abilene Christian	7 11
									170 H	Northeastern	8 9
									188 A	Lipscomb	0 7
									188 A	Lipscomb	8 9
									204 H	Quinnipiac	3 10
									215 A	UMass Lowell	5 0
									215 A	UMass Lowell	2 3
									215 A	UMass Lowell	7 5
									245 H	Albany (NY)	7 6
									245 H	Albany (NY)	6 5
									245 H	Albany (NY)	6 8
									253 H	Sacred Heart	4 5
									285 A	Georgetown	14 1
									285 A	Georgetown	2 1
									285 A	Georgetown	4 2
LAST 10 GAMES											
215 A	UMass Lowell	5 0	215 A	UMass Lowell	2 3						
151 A	Abilene Christian	7 8	204 H	Quinnipiac	3 10						
151 A	Abilene Christian	7 11	140 H	Stony Brook	6 5						
140 H	Stony Brook	5 7	140 H	Stony Brook	9 5						
245 H	Albany (NY)	6 5	74 A	Boston College	7 4						

Non-Div. I Games:

Hartford

Average RPI Win: 224		WON-LOST RECORD	WINNING PCT. RANK	LAST 10 GAMES	STRENGTH OF SCHEDULE	OPP. STRENGTH OF SCHEDULE	TEAM RPI	ADJ RPI	CONF. RPI	ADJ CONF. RPI				
Average RPI Loss: 147														
DIV. I ONLY		14-13-0	.51852 134	3-7-0	222	185	208	.46675 208	20	20				
DIV. I NON-CONF.		10-11-0	.47619 160	0-5-0	283	152	257	.42688 257	24	24				
<hr/>														
TOTALS		RPI 1-25	RPI 26-50		W-L RECORDS		RPI 51-100		RPI 101-150		RPI 150+			
14-13-0		0-1-0	0-0-0		OVERALL		1-4-0		1-1-0		12-7-0			
12-5-0		0-0-0	0-0-0		HOME		0-1-0		1-0-0		11-4-0			
2-8-0		0-1-0	0-0-0		AWAY		1-3-0		0-1-0		1-3-0			
0-0-0		0-0-0	0-0-0		NEUTRAL		0-0-0		0-0-0		0-0-0			
10-11-0		0-1-0	0-0-0		NON-CONFERENCE		0-2-0		1-1-0		9-7-0			
9-5-0		0-0-0	0-0-0		HOME		0-1-0		1-0-0		8-4-0			
1-6-0		0-1-0	0-0-		AWAY		0-1-0		0-1-0		1-3-0			
0-0-0		0-0-0	0-0-0		NEUTRAL		0-0-0		0-0-0		0-0-0			
4-2-0		0-0-0	0-0-0		CONFERENCE		1-2-0		0-0-0		3-0-0			
3-0-0		0-0-0	0-0-0		HOME		0-0-0		0-0-0		3-0-0			
1-2-0		0-0-0	0-0-0		AWAY		1-2-0		0-0-0		0-0-0			
0-0-0		0-0-0	0-0-0		NEUTRAL		0-0-0		0-0-0		0-0-0			
RPI	S	Opponent		Score	RPI	S	Opponent		Score	RPI	S	Opponent		Score
2	A	Vanderbilt		2 24						52	A	VCU		3 2
										52	A	VCU		3 7
										52	A	VCU		1 13
										80	A	Duke		3 7
										80	H	Duke		2 7
										132	A	Gardner-Webb		1 10
										149	H	Presbyterian		4 1
										172	A	Winthrop		3 9
										172	H	Winthrop		4 7
										181	A	N.C. A&T		8 0
										201	H	Toledo		11 5
										201	H	Toledo		5 13
										201	H	Toledo		3 2
										235	A	USC Upstate		6 7
										235	H	USC Upstate		7 9
										244	H	La Salle		6 0
										244	H	La Salle		16 8
										244	H	La Salle		11 3
										249	A	N.C. Central		9 10
										249	H	N.C. Central		6 9
										261	H	North Ala.		13 1
										261	H	North Ala.		5 2
										261	H	North Ala.		8 4
										277	H	Towson		4 1
										277	H	Towson		13 5
										277	H	Towson		15 3
LAST 10 GAMES														
					201	H	Toledo		11 5	52	A	VCU		1 13
					172	A	Winthrop		3 9	52	A	VCU		3 7
					249	H	N.C. Central		6 9	52	A	VCU		3 2
					249	A	N.C. Central		9 10	80	H	Duke		2 7
					132	A	Gardner-Webb		1 10	244	H	La Salle		16 8

Non-Div. I Games:

Davidson

Average RPI Win:	198	WON-LOST RECORD	WINNING PCT. RANK	LAST 10 GAMES	STRENGTH OF SCHEDULE	OPP. STRENGTH OF SCHEDULE	TEAM RPI	ADJ RPI	CONF. RPI	ADJ CONF. RPI		
DIV. I ONLY		13-13-0	.5	147	6-4-0	260	177	209	.46643	209	25	25
DIV. I NON-CONF.		6-9-0	.4	190	3-0-0	251	121	222	.45727	222	21	21
<hr/>												
TOTALS	RPI 1-25	RPI 26-50		W-L RECORDS		RPI 51-100		RPI 101-150		RPI 150+		
13-13-0	1-3-0	0-1-0		OVERALL		1-0-0		1-2-0		10-7-0		
8-3-0	0-0-0	0-0-0		HOME		1-0-0		1-2-0		6-1-0		
5-10-0	1-3-0	0-1-0		AWAY		0-0-0		0-0-0		4-6-0		
0-0-0	0-0-0	0-0-0		NEUTRAL		0-0-0		0-0-0		0-0-0		
6-9-0	1-3-0	0-1-0		NON-CONFERENCE		1-0-0		0-0-0		4-5-0		
4-1-0	0-0-0	0-0-0		HOME		1-0-0		0-0-0		3-1-0		
2-8-0	1-3-0	0-0-		AWAY		0-0-0		0-0-0		1-4-0		
0-0-0	0-0-0	0-0-0		NEUTRAL		0-0-0		0-0-0		0-0-0		
7-4-0	0-0-0	0-0-0		CONFERENCE		0-0-0		1-2-0		6-2-0		
4-2-0	0-0-0	0-0-0		HOME		0-0-0		1-2-0		3-0-0		
3-2-0	0-0-0	0-0-0		AWAY		0-0-0		0-0-0		3-2-0		
0-0-0	0-0-0	0-0-0		NEUTRAL		0-0-0		0-0-0		0-0-0		
RPI	S	Opponent	Score	RPI	S	Opponent	Score	RPI	S	Opponent	Score	
13	A	Georgia Tech	3 6	45	A	Illinois St.	0 4	86	H	Northwestern	4 2	
14	A	Texas A&M	0 4									
14	A	Texas A&M	7 2									
14	A	Texas A&M	1 3									
			</									

Non-Div. I Games:

UIC

Non-Div. I Games:

UMBC

Average RPI Win: 57		WON-LOST	WINNING	LAST 10	STRENGTH OF		OPP. STRENGTH	TEAM	ADJ	CONF.	ADJ CONF.
Average RPI Loss: 65		RECORD	PCT. RANK	GAMES	SCHEDULE		OF SCHEDULE	RPI	RPI	RPI	RPI
DIV. I ONLY		5-26-0	.16129	294	2-8-0		38	29	211	.46338	211
DIV. I NON-CONF.		5-20-0	.2	271	2-4-0		35	7	194	.47443	194
TOTALS		RPI 1-25	RPI 26-50		W-L RECORDS		RPI 51-100		RPI 101-150		RPI 150+
5-26-0		0-4-0	2-5-0		OVERALL		3-14-0		0-0-0		0-3-0
3-13-0		0-1-0	1-2-0		HOME		2-7-0		0-0-0		0-3-0
2-13-0		0-3-0	1-3-0		AWAY		1-7-0		0-0-0		0-0-0
0-0-0		0-0-0	0-0-0		NEUTRAL		0-0-0		0-0-0		0-0-0
5-20-0		0-4-0	2-5-0		NON-CONFERENCE		3-8-0		0-0-0		0-3-0
3-10-0		0-1-0	1-2-0		HOME		2-4-0		0-0-0		0-3-0
2-10-0		0-3-0	1-0-		AWAY		1-4-0		0-0-0		0-0-0
0-0-0		0-0-0	0-0-0		NEUTRAL		0-0-0		0-0-0		0-0-0
0-6-0		0-0-0	0-0-0		CONFERENCE		0-6-0		0-0-0		0-0-0
0-3-0		0-0-0	0-0-0		HOME		0-3-0		0-0-0		0-0-0
0-3-0		0-0-0	0-0-0		AWAY		0-3-0		0-0-0		0-0-0
0-0-0		0-0-0	0-0-0		NEUTRAL		0-0-0		0-0-0		0-0-0
RPI S	Opponent	Score	RPI S	Opponent	Score	RPI S	Opponent	Score	RPI S	Opponent	Score
1 H	UCLA	0 2	28 A	Florida	2 5	58 A	Southern California	2 5	161 H	Nevada	0 1
20 A	Ole Miss	3 5	28 A	Florida	2 8	58 H	Southern California	5 8	161 H	Nevada	2 3
20 A	Ole Miss	2 7	28 A	Florida	1 3	60 A	UC Irvine	0 4	161 H	Nevada	3 5
20 A	Ole Miss	6 7	30 A	Arizona St.	14 9	60 A	UC Irvine	1 4			
			50 H	TCU	4 10	60 A	UC Irvine	4 9			
			50 H	TCU	14 3	64 H	Minnesota	2 6			
			50 H	TCU	1 4	64 H	Minnesota	6 4			
						64 H	Minnesota	6 19			
						66 H	Michigan	8 7			
						75 A	San Diego	5 4			
						75 H	San Diego	0 4			
						76 A	California	1 7			
						76 A	California	5 10			
						76 A	California	5 13			
						81 H	Cal St. Fullerton	3 4			
						81 H	Cal St. Fullerton	3 8			
						81 H	Cal St. Fullerton	1 5			
LAST 10 GAMES											
75 A	San Diego	5 4	76 A	California	5 13						
60 A	UC Irvine	0 4	76 A	California	5 10						
60 A	UC Irvine	1 4	76 A	California	1 7						
60 A	UC Irvine	4 9	58 H	Southern California	5 8						
30 A	Arizona St.	14 9	81 H	Cal St. Fullerton	1 5						

Non-Div. I Games:

Long Beach St.

B
e
l
m
o
n
t

Belmont

Average RPI Win:		223	WON-LOST RECORD		WINNING PCT. RANK		LAST 10 GAMES		STRENGTH OF SCHEDULE		OPP. STRENGTH OF SCHEDULE		TEAM RPI		ADJ RPI		CONF. RPI		ADJ CONF. RPI	
DIV. I ONLY			17-14-0		.54839 117		6-4-0		274		209		213		.46323 213		26		26	
DIV. I NON-CONF.			11-10-0		.52381 146		1-1-0		279		103		191		.47534 191		28		28	
TOTALS		RPI 1-25		RPI 26-50		W-L RECORDS		RPI 51-100		RPI 101-150		RPI 150+								
17-14-0		0-1-0		0-0-0		OVERALL		1-3-0		1-2-0		15-8-0								
5-5-0		0-0-0		0-0-0		HOME		0-0-0		0-1-0		5-4-0								
9-6-0		0-1-0		0-0-0		AWAY		0-3-0		0-0-0		9-2-0								
3-3-0		0-0-0		0-0-0		NEUTRAL		1-0-0		1-1-0		1-2-0								
11-10-0		0-1-0		0-0-0		NON-CONFERENCE		1-3-0		1-2-0		9-4-0								
1-2-0		0-0-0		0-0-0		HOME		0-0-0		0-1-0		1-1-0								
7-5-0		0-1-0		0-0-		AWAY		0-3-0		0-0-0		7-1-0								
3-3-0		0-0-0		0-0-0		NEUTRAL		1-0-0		1-1-0		1-2-0								
6-4-0		0-0-0		0-0-0		CONFERENCE		0-0-0		0-0-0		6-4-0								
4-3-0		0-0-0		0-0-0		HOME		0-0-0		0-0-0		4-3-0								
2-1-0		0-0-0		0-0-0		AWAY		0-0-0		0-0-0		2-1-0								
0-0-0		0-0-0		0-0-0		NEUTRAL		0-0-0		0-0-0		0-0-0								
RPI	S	Opponent		Score		RPI	S	Opponent		Score		RPI	S	Opponent		Score				
9	A	LSU		5 6																
						51	A	Houston		3 6		123	N	Air Force		17 2				
						51	A	Houston		7 9		140	H	Stony Brook		4 13				
						51	A	Houston		2 3		146	N	La.-Monroe		3 10				
						92	N	Tulane		7 6		162	A	SFA		5 4				
												162	A	SFA		8 5				
												175	H	Navy		5 2				
												175	H	Navy		2 5				
												214	A	Siena		6 1				
												227	H	Hofstra		9 5				
												229	N	Saint Joseph's		11 5				
												229	N	Saint Joseph's		2 3				
												230	H	Cornell		1 4				
												240	A	Ohio		0 1				
												240	A	Ohio		8 6				
												240	A	Ohio		11 2				
												267	A	Bucknell		16 9				
												267	A	Bucknell		4 3				
												267	A	Bucknell		6 7				
												267	H	Bucknell		0 2				
												267	H	Bucknell		11 1				
												274	H	Lehigh		3 2				
												274	H	Lehigh		6 13				
												274	H	Lehigh		14 0				
						140	H	Stony Brook		4 13		290	A	Longwood		10 3				
						229	N	Saint Joseph's		11 5		290	A	Longwood		12 2				
						267	H	Bucknell		0 2		298	N	Fairleigh Dickinson		5 10				
						274	H	Lehigh		14 0										
						267	A	Bucknell		16 9										
												230	H	Cornell		1 4				

Non-Div. I Games:

Army West Point

Average RPI Win: 237		WON-LOST	WINNING	LAST 10	STRENGTH OF	OPP. STRENGTH	TEAM	ADJ	CONF.	ADJ CONF.					
Average RPI Loss: 160		RECORD	PCT. RANK	GAMES	SCHEDULE	OF SCHEDULE	RPI	RPI	RPI	RPI					
DIV. I ONLY		8-19-0	.2963	258	4-6-0	141	279	214	.46322	214	28	28			
DIV. I NON-CONF.		4-14-0	.22222	267	0-2-0	78	277	203	.46785	203	27	27			
<hr/>															
TOTALS		RPI 1-25		RPI 26-50		W-L RECORDS		RPI 51-100		RPI 101-150		RPI 150+			
8-19-0		0-0-0		0-3-0		OVERALL		0-1-0		0-0-0		8-15-0			
1-3-0		0-0-0		0-0-0		HOME		0-0-0		0-0-0		1-3-0			
7-16-0		0-0-0		0-3-0		AWAY		0-1-0		0-0-0		7-12-0			
0-0-0		0-0-0		0-0-0		NEUTRAL		0-0-0		0-0-0		0-0-0			
4-14-0		0-0-0		0-3-0		NON-CONFERENCE		0-1-0		0-0-0		4-10-0			
0-1-0		0-0-0		0-0-0		HOME		0-0-0		0-0-0		0-1-0			
4-13-0		0-0-0		0-0-		AWAY		0-1-0		0-0-0		4-9-0			
0-0-0		0-0-0		0-0-0		NEUTRAL		0-0-0		0-0-0		0-0-0			
4-5-0		0-0-0		0-0-0		CONFERENCE		0-0-0		0-0-0		4-5-0			
1-2-0		0-0-0		0-0-0		HOME		0-0-0		0-0-0		1-2-0			
3-3-0		0-0-0		0-0-0		AWAY		0-0-0		0-0-0		3-3-0			
0-0-0		0-0-0		0-0-0		NEUTRAL		0-0-0		0-0-0		0-0-0			
RPI	S	Opponent	Score	RPI	S	Opponent	Score	RPI	S	Opponent	Score				
				33	A	UCF	2 3	74	A	Boston College	5 7	158	A	FGCU	2 1
				33	A	UCF	1 7					158	A	FGCU	8 18
				33	A	UCF	1 5					158	A	FGCU	6 17
												158	A	FGCU	0 8
												168	A	Canisius	3 4
												168	A	Canisius	4 5
												168	A	Canisius	12 14
												176	H	Fairfield	3 0
												176	H	Fairfield	2 4
												176	H	Fairfield	4 6
												183	A	Fordham	4 5
												207	A	UNCW	1 2
												207	A	UNCW	3 10
												207	A	UNCW	2 7
												213	H	Army West Point	1 6
												242	A	Stetson	8 7
												242	A	Stetson	5 0
												242	A	Stetson	2 3
												269	A	Rider	9 8
												269	A	Rider	7 2
												269	A	Rider	13 4
												273	A	Bowling Green	1 3
												273	A	Bowling Green	9 7
				LAST 10 GAMES											
				269	A	Rider	7 2	273	A	Bowling Green	1 3				
				168	A	Canisius	12 14	269	A	Rider	9 8				
				273	A	Bowling Green	9 7	158	A	FGCU	8 18				
				207	A	UNCW	3 10	168	A	Canisius	4 5				
				176	H	Fairfield	3 0	176	H	Fairfield	2 4				

Non-Div. I Games:

Siena

Average RPI Win: 197		WON-LOST RECORD		WINNING PCT. RANK		LAST 10 GAMES		STRENGTH OF SCHEDULE		OPP. STRENGTH OF SCHEDULE		TEAM RPI		ADJ RPI		CONF. RPI		ADJ CONF. RPI	
DIV. I ONLY		7-23-0		.23333 281		4-6-0		71		207		215		.46217 215		22		22	
DIV. I NON-CONF.		3-18-0		.14286 288		1-2-0		24		144		197		.47197 197		18		18	
TOTALS		RPI 1-25		RPI 26-50		W-L RECORDS		RPI 51-100		RPI 101-150		RPI 150+							
7-23-0		0-6-0		0-1-0		OVERALL		1-5-0		0-3-0		6-8-0							
3-5-0		0-0-0		0-0-0		HOME		1-1-0		0-0-0		2-4-0							
4-18-0		0-6-0		0-1-0		AWAY		0-4-0		0-3-0		4-4-0							
0-0-0		0-0-0		0-0-0		NEUTRAL		0-0-0		0-0-0		0-0-0							
3-18-0		0-6-0		0-1-0		NON-CONFERENCE		1-5-0		0-3-0		2-3-0							
1-1-0		0-0-0		0-0-0		HOME		1-1-0		0-0-0		0-0-0							
2-17-0		0-6-0		0-0-		AWAY		0-4-0		0-3-0		2-3-0							
0-0-0		0-0-0		0-0-0		NEUTRAL		0-0-0		0-0-0		0-0-0							
4-5-0		0-0-0		0-0-0		CONFERENCE		0-0-0		0-0-0		4-5-0							
2-4-0		0-0-0		0-0-0		HOME		0-0-0		0-0-0		2-4-0							
2-1-0		0-0-0		0-0-0		AWAY		0-0-0		0-0-0		2-1-0							
0-0-0		0-0-0		0-0-0		NEUTRAL		0-0-0		0-0-0		0-0-0							
RPI	S	Opponent		Score		RPI	S	Opponent		Score		RPI	S	Opponent		Score			
5	A	Georgia		2	6	27	A	UConn		4	9	82	A	Arizona		4	12		
5	A	Georgia		5	13							137	A	Penn St.		1	3		
5	A	Georgia		5	12							82	A	Arizona		4	18		
16	A	North Carolina		0	5							82	A	Arizona		4	19		
16	A	North Carolina		7	14							82	A	Arizona		5	20		
16	A	North Carolina		2	14							89	H	Rhode Island		6	17		
												95	H	Marist		10	4		
												206	H	Hartford		0	5		
												206	H	Hartford		5	7		
												206	H	Hartford		3	2		
												210	A	UMBC		8	2		
												210	A	UMBC		8	3		
												210	A	UMBC		5	8		
												245	H	Albany (NY)		3	11		
												245	H	Albany (NY)		11	8		
												245	H	Albany (NY)		2	5		
												259	A	George Washington		6	9		
												259	A	George Washington		12	1		
												259	A	George Washington		4	5		
LAST 10 GAMES																			
206 H Hartford						0	5	245 H Albany (NY)						3	11				
137 A Penn St.						6	7	206 H Hartford						3	2				
16 A North Carolina						7	14	245 H Albany (NY)						11	8				
82 A Arizona						4	19	245 H Albany (NY)						2	5				
210 A UMBC						5	8	27 A UConn						4	9				

Non-Div. I Games:

UMass Lowell

Average RPI Win:	201	WON-LOST RECORD	WINNING PCT. RANK	LAST 10 GAMES	STRENGTH OF SCHEDULE	OPP. STRENGTH OF SCHEDULE	TEAM RPI	ADJ RPI	CONF. RPI	ADJ CONF. RPI			
Average RPI Loss:	136												
DIV. I ONLY		10-15-0	.4	210	6-4-0	233	153	216	.46213	216	18	18	
DIV. I NON-CONF.		4-12-0	.25	255	1-2-0	116	44	172	.48526	172	14	14	
<hr/>													
TOTALS	RPI 1-25	RPI 26-50		W-L RECORDS		RPI 51-100		RPI 101-150		RPI 150+			
10-15-0	0-0-0	1-5-0		OVERALL		0-0-0		2-2-0		7-8-0			
5-2-0	0-0-0	0-0-0		HOME		0-0-0		0-0-0		5-2-0			
5-13-0	0-0-0	1-5-0		AWAY		0-0-0		2-2-0		2-6-0			
0-0-0	0-0-0	0-0-0		NEUTRAL		0-0-0		0-0-0		0-0-0			
<hr/>													
4-12-0	0-0-0	1-5-0		NON-CONFERENCE		0-0-0		2-2-0		1-5-0			
1-0-0	0-0-0	0-0-0		HOME		0-0-0		0-0-0		1-0-0			
3-12-0	0-0-0	1-0-		AWAY		0-0-0		2-2-0		0-5-0			
0-0-0	0-0-0	0-0-0		NEUTRAL		0-0-0		0-0-0		0-0-0			
<hr/>													
6-3-0	0-0-0	0-0-0		CONFERENCE		0-0-0		0-0-0		6-3-0			
4-2-0	0-0-0	0-0-0		HOME		0-0-0		0-0-0		4-2-0			
2-1-0	0-0-0	0-0-0		AWAY		0-0-0		0-0-0		2-1-0			
0-0-0	0-0-0	0-0-0		NEUTRAL		0-0-0		0-0-0		0-0-0			
<hr/>													
RPI	S	Opponent	Score	RPI	S	Opponent	Score	RPI	S	Opponent	Score		
				34	A	Miami (FL)	4 2			111	A	North Florida	2 1
				41	A	St. John's (NY)	7 22			111	A	North Florida	4 11
				47	A	Oklahoma	2 6			111	A	North Florida	4 6
				47	A	Oklahoma	3 12			111	A	North Florida	11 7
				47	A	Oklahoma	1 9			160	A	Cal Poly	2 3
				47	A	Oklahoma	0 9			160	A	Cal Poly	4 5
										160	A	Cal Poly	6 13
										160	A	Cal Poly	1 2
										183	A	Fordham	2 3
										230	H	Cornell	13 8
										230	H	Cornell	3 0
										230	H	Cornell	3 4
										231	H	Manhattan	7 2
										258	H	Dartmouth	23 9
										258	H	Dartmouth	1 23
										258	H	Dartmouth	11 1
										272	A	Princeton	8 2
										272	A	Princeton	6 8
										272	A	Princeton	2 1
													2 1
				LAST 10 GAMES									
				230	H	Cornell	3 0	111	A	North Florida	4 6		
				230	H	Cornell	13 8	258	H	Dartmouth	1 23		
				272	A	Princeton	6 8	183	A	Fordham	2 3		
				160	A	Cal Poly	6 13	272	A	Princeton	2 1		
				47	A	Oklahoma	2 6	272	A	Princeton	8 2		

Non-Div. I Games:

Columbia

Average RPI Win: 173		WON-LOST	WINNING	LAST 10	STRENGTH OF		OPP. STRENGTH	TEAM	ADJ	CONF.	ADJ CONF.
Average RPI Loss: 111		RECORD	PCT. RANK	GAMES	SCHEDULE		OF SCHEDULE	RPI	RPI	RPI	RPI
DIV. I ONLY		9-22-0	.29032	262	4-6-0		77	169	217	.45938	217
DIV. I NON-CONF.		6-11-0	.35294	208	1-2-0		69	196	192	.47524	192
TOTALS		RPI 1-25	RPI 26-50		W-L RECORDS		RPI 51-100		RPI 101-150		RPI 150+
9-22-0		0-1-0	0-3-0		OVERALL		0-6-0		5-5-0		4-7-0
8-8-0		0-0-0	0-0-0		HOME		0-3-0		4-2-0		4-3-0
1-14-0		0-1-0	0-3-0		AWAY		0-3-0		1-3-0		0-4-0
0-0-0		0-0-0	0-0-0		NEUTRAL		0-0-0		0-0-0		0-0-0
6-11-0		0-1-0	0-3-0		NON-CONFERENCE		0-3-0		2-2-0		4-2-0
6-3-0		0-0-0	0-0-0		HOME		0-0-0		2-1-0		4-2-0
0-8-0		0-1-0	0-0-		AWAY		0-3-0		0-1-0		0-0-0
0-0-0		0-0-0	0-0-0		NEUTRAL		0-0-0		0-0-0		0-0-0
3-11-0		0-0-0	0-0-0		CONFERENCE		0-3-0		3-3-0		0-5-0
2-5-0		0-0-0	0-0-0		HOME		0-3-0		2-1-0		0-1-0
1-6-0		0-0-0	0-0-0		AWAY		0-0-0		1-2-0		0-4-0
0-0-0		0-0-0	0-0-0		NEUTRAL		0-0-0		0-0-0		0-0-0
RPI S	Opponent	Score	RPI S	Opponent	Score	RPI S	Opponent	Score	RPI S	Opponent	Score
14 A	Texas A&M	5 12	39 A	DBU	1 2	61 H	Sam Houston St.	3 6	106 A	A&M-Corpus Christi	14 0
			39 A	DBU	2 12	61 H	Sam Houston St.	5 17	106 A	A&M-Corpus Christi	2 6
			39 A	DBU	1 7	61 H	Sam Houston St.	4 7	106 A	A&M-Corpus Christi	7 9
						92 A	Tulane	2 6	120 H	Northwestern St.	10 2
						92 A	Tulane	2 3	120 H	Northwestern St.	12 2
						92 A	Tulane	1 3	120 H	Northwestern St.	5 7
									124 A	UTRGV	0 6
									145 H	Cincinnati	4 5
									145 H	Cincinnati	2 1
									145 H	Cincinnati	5 4
									162 A	SFA	0 1
									162 A	SFA	0 6
									162 A	SFA	2 4
									166 H	UTSA	6 14
									170 H	Northeastern	5 2
									170 H	Northeastern	8 14
									170 H	Northeastern	9 3
									218 A	Lamar University	1 11
									218 H	Lamar University	3 6
									292 H	Prairie View	10 3
									292 H	Prairie View	21 5
LAST 10 GAMES											
			106 A	A&M-Corpus Christi	7 9		120 H	Northwestern St.	5 7		
			106 A	A&M-Corpus Christi	14 0		120 H	Northwestern St.	12 2		
			39 A	DBU	1 7		120 H	Northwestern St.	10 2		
			106 A	A&M-Corpus Christi	2 6		292 H	Prairie View	10 3		
			218 A	Lamar University	1 11		92 A	Tulane	1 3		

Non-Div. I Games:

Houston Baptist

Average RPI Win:	195	WON-LOST RECORD	WINNING PCT. RANK	LAST 10 GAMES	STRENGTH OF SCHEDULE	OPP. STRENGTH OF SCHEDULE	TEAM RPI	ADJ RPI	CONF. RPI	ADJ CONF. RPI					
DIV. I ONLY		10-23-0	.30303	253	1-9-0	104	165	218	.45902	218	12	12			
DIV. I NON-CONF.		6-10-0	.375	203	0-3-0	47	202	182	.47983	182	13	13			
<hr/>															
TOTALS	RPI 1-25	RPI 26-50		W-L RECORDS		RPI 51-100		RPI 101-150		RPI 150+					
10-23-0	0-1-0	1-2-0		OVERALL		0-6-0		2-7-0		7-7-0					
7-11-0	0-0-0	1-2-0		HOME		0-1-0		0-2-0		6-6-0					
3-12-0	0-1-0	0-0-0		AWAY		0-5-0		2-5-0		1-1-0					
0-0-0	0-0-0	0-0-0		NEUTRAL		0-0-0		0-0-0		0-0-0					
6-10-0	0-1-0	1-2-0		NON-CONFERENCE		0-3-0		0-3-0		5-1-0					
6-5-0	0-0-0	1-2-0		HOME		0-1-0		0-2-0		5-0-0					
0-5-0	0-1-0	0-0-		AWAY		0-2-0		0-1-0		0-1-0					
0-0-0	0-0-0	0-0-0		NEUTRAL		0-0-0		0-0-0		0-0-0					
4-13-0	0-0-0	0-0-0		CONFERENCE		0-3-0		2-4-0		2-6-0					
1-6-0	0-0-0	0-0-0		HOME		0-0-0		0-0-0		1-6-0					
3-7-0	0-0-0	0-0-0		AWAY		0-3-0		2-4-0		1-0-0					
0-0-0	0-0-0	0-0-0		NEUTRAL		0-0-0		0-0-0		0-0-0					
<hr/>															
RPI	S	Opponent	Score		RPI	S	Opponent	Score		RPI	S	Opponent	Score		
14	A	Texas A&M	7	10	37	H	BYU	2	4	51	H	Houston	7	8	
					37	H	BYU	0	4	61	A	Sam Houston St.	5	6	
					37	H	BYU	3	1	61	A	Sam Houston St.	6	15	
										61	A	Sam Houston St.	4	8	
										92	A	Tulane	10	22	
										92	A	Tulane	1	9	
												120	A Northwestern St.	6	10
												120	A Northwestern St.	4	3
												120	A Northwestern St.	2	5
												128	A Rice	5	12
												133	A McNeese	2	1
												133	A McNeese	4	6
												133	A McNeese	1	6
												135	H Central Mich.	2	4
												135	H Central Mich.	6	10
												153	H Nicholls St.	2	4
												153	H Nicholls St.	4	5
												153	H Nicholls St.	5	6
												162	H SFA	2	4
												162	H SFA	1	4
												162	H SFA	3	5
												166	A UTSA	2	25
												196	H Southern U.	6	5
												217	A Houston Baptist	6	3
												217	H Houston Baptist	11	1
												247	H LIU Brooklyn	8	4
												247	H LIU Brooklyn	2	1
												247	H LIU Brooklyn	6	2
												292	H Prairie View	7	6
<hr/>															
LAST 10 GAMES															
					61	A	Sam Houston St.	5	6	166	A	UTSA	2	25	
					61	A	Sam Houston St.	4	8	61	A	Sam Houston St.	6	15	
					51	H	Houston	7	8	217	H	Houston Baptist	11	1	
					247	H	LIU Brooklyn	8	4	153	H	Nicholls St.	5	6	
					247	H	LIU Brooklyn	2	1	153	H	Nicholls St.	4	5	

Non-Div. I Games:

Lamar University

Average RPI Win:	244	WON-LOST RECORD	WINNING PCT. RANK	LAST 10 GAMES	STRENGTH OF SCHEDULE	OPP. STRENGTH OF SCHEDULE	TEAM RPI	ADJ RPI	CONF. RPI	ADJ CONF. RPI	
Average RPI Loss:	162										
DIV. I ONLY	8-15-0	.34783	237	6-4-0	229	264	219	.45725	219	27	27
DIV. I NON-CONF.	2-9-0	.18182	280	0-1-0	193	232	256	.42754	256	26	26
<hr/>											
TOTALS	RPI 1-25	RPI 26-50		W-L RECORDS	RPI 51-100		RPI 101-150		RPI 150+		
8-15-0	0-0-0	0-0-0		OVERALL	0-3-0		1-4-0		7-8-0		
0-0-0	0-0-0	0-0-0		HOME	0-0-0		0-0-0		0-0-0		
8-13-0	0-0-0	0-0-0		AWAY	0-1-0		1-4-0		7-8-0		
0-2-0	0-0-0	0-0-0		NEUTRAL	0-2-0		0-0-0		0-0-0		
<hr/>											
2-9-0	0-0-0	0-0-0		NON-CONFERENCE	0-3-0		1-4-0		1-2-0		
0-0-0	0-0-0	0-0-0		HOME	0-0-0		0-0-0		0-0-0		
2-7-0	0-0-0	0-0-		AWAY	0-1-0		1-4-0		1-2-0		
0-2-0	0-0-0	0-0-0		NEUTRAL	0-2-0		0-0-0		0-0-0		
<hr/>											
6-6-0	0-0-0	0-0-0		CONFERENCE	0-0-0		0-0-0		6-6-0		
0-0-0	0-0-0	0-0-0		HOME	0-0-0		0-0-0		0-0-0		
6-6-0	0-0-0	0-0-0		AWAY	0-0-0		0-0-0		6-6-0		
0-0-0	0-0-0	0-0-0		NEUTRAL	0-0-0		0-0-0		0-0-0		
<hr/>											
RPI S	Opponent	Score	RPI S	Opponent	Score	RPI S	Opponent	Score	RPI S	Opponent	Score
						64 A	Minnesota	3 4	101 A	Sacramento St.	9 1
						84 N	Portland	1 2	101 A	Sacramento St.	1 2
						84 N	Portland	5 8	101 A	Sacramento St.	3 8
									124 A	UTRGV	3 8
									124 A	UTRGV	4 6
									155 A	Omaha	0 3
									155 A	Omaha	1 4
									155 A	Omaha	6 7
									228 A	Oral Roberts	3 2
									228 A	Oral Roberts	3 6
									228 A	Oral Roberts	3 9
									232 A	Western Ill.	11 1
									232 A	Western Ill.	5 4
									232 A	Western Ill.	6 9
									289 A	Purdue Fort Wayne	5 4
									289 A	Purdue Fort Wayne	7 0
									289 A	Purdue Fort Wayne	17 8
									294 A	Northern Colo.	11 5
									294 A	Northern Colo.	1 3
									294 A	Northern Colo.	6 7
<hr/>											
LAST 10 GAMES											
						64 A	Minnesota	3 4			
						289 A	Purdue Fort Wayne	7 0			
						228 A	Oral Roberts	3 6			
						228 A	Oral Roberts	3 2			
						228 A	Oral Roberts	3 9			

Non-Div. I Games:

North Dakota St.

Average RPI Win:		210	WON-LOST RECORD		WINNING PCT. RANK		LAST 10 GAMES		STRENGTH OF SCHEDULE		OPP. STRENGTH OF SCHEDULE		TEAM RPI		ADJ RPI		CONF. RPI		ADJ CONF. RPI				
DIV. I ONLY			9-24-0		.27273 267		5-5-0		105		213		220		.45689 220		26		26				
DIV. I NON-CONF.			4-19-0		.17391 281		1-1-0		113		93		234		.44659 234		28		28				
TOTALS		RPI 1-25		RPI 26-50		W-L RECORDS		RPI 51-100		RPI 101-150		RPI 150+											
9-24-0		0-1-0		0-3-0		OVERALL		0-6-0		1-5-0		8-9-0											
6-3-0		0-0-0		0-0-0		HOME		0-0-0		1-0-0		5-3-0											
2-20-0		0-1-0		0-3-0		AWAY		0-6-0		0-5-0		2-5-0											
1-1-0		0-0-0		0-0-0		NEUTRAL		0-0-0		0-0-0		1-1-0											
4-19-0		0-1-0		0-3-0		NON-CONFERENCE		0-6-0		1-5-0		3-4-0											
2-0-0		0-0-0		0-0-0		HOME		0-0-0		1-0-0		1-0-0											
1-18-0		0-1-0		0-0-		AWAY		0-6-0		0-5-0		1-3-0											
1-1-0		0-0-0		0-0-0		NEUTRAL		0-0-0		0-0-0		1-1-0											
5-5-0		0-0-0		0-0-0		CONFERENCE		0-0-0		0-0-0		5-5-0											
4-3-0		0-0-0		0-0-0		HOME		0-0-0		0-0-0		4-3-0											
1-2-0		0-0-0		0-0-0		AWAY		0-0-0		0-0-0		1-2-0											
0-0-0		0-0-0		0-0-0		NEUTRAL		0-0-0		0-0-0		0-0-0											
RPI	S	Opponent		Score		RPI	S	Opponent		Score		RPI	S	Opponent		Score		RPI	S	Opponent		Score	
9	A	LSU		2	9	42	A	Southern Miss.		3	5	55	A	Baylor		0	12	133	A	McNeese		1	4
						42	A	Southern Miss.		0	4	55	A	Baylor		5	8	133	A	McNeese		0	13
						42	A	Southern Miss.		1	4	55	A	Baylor		5	8	141	H	Massachusetts		11	2
												55	A	Baylor		1	6	144	A	UAB		2	6
												74	A	Boston College		4	11	144	A	UAB		2	8
												77	A	Harvard		6	7	144	A	UAB		6	20
																		153	N	Nicholls St.		8	6
																		153	N	Nicholls St.		2	11
																		170	A	Northeastern		0	1
																		170	A	Northeastern		3	6
																		170	A	Northeastern		8	4
																		170	A	Northeastern		7	8
																		175	A	Navy		4	1
																		175	A	Navy		3	4
																		175	A	Navy		1	3
																		175	H	Navy		4	0
																		175	H	Navy		1	6
																		258	H	Dartmouth		16	10
																		267	H	Bucknell		4	8
																		267	H	Bucknell		6	5
																		274	H	Lehigh		3	5
																		274	H	Lehigh		4	1
																		274	H	Lehigh		5	4
LAST 10 GAMES																							
						55	A	Baylor		5	8	274	H	Lehigh		4	1						
						175	H	Navy		4	0	267	H	Bucknell		6	5						
						175	A	Navy		3	4	175	A	Navy		4	1						
						170	A	Northeastern		7	8	175	A	Navy		1	3						
						170	A	Northeastern		3	6	258	H	Dartmouth		16	10						

Non-Div. I Games:

Holy Cross

Average RPI Win:	231	WON-LOST	WINNING	LAST 10	STRENGTH OF	OPP. STRENGTH	TEAM	ADJ	CONF.	ADJ CONF.					
Average RPI Loss:	132	RECORD	PCT. RANK	GAMES	SCHEDULE	OF SCHEDULE	RPI	RPI	RPI	RPI					
DIV. I ONLY		15-19-0	.44118	185	2-8-0	239	163	221	.45644	221	23	23			
DIV. I NON-CONF.		12-13-0	.48	157	0-3-0	270	160	230	.45008	230	22	22			
<hr/>															
TOTALS	RPI 1-25	RPI 26-50		W-L RECORDS		RPI 51-100		RPI 101-150		RPI 150+					
15-19-0	0-0-0	0-1-0		OVERALL		1-2-0		2-10-0		12-6-0					
9-5-0	0-0-0	0-0-0		HOME		0-1-0		0-0-0		9-4-0					
4-12-0	0-0-0	0-1-0		AWAY		0-0-0		1-9-0		3-2-0					
2-2-0	0-0-0	0-0-0		NEUTRAL		1-1-0		1-1-0		0-0-0					
12-13-0	0-0-0	0-1-0		NON-CONFERENCE		1-2-0		1-5-0		10-5-0					
7-4-0	0-0-0	0-0-0		HOME		0-1-0		0-0-0		7-3-0					
3-7-0	0-0-0	0-0-		AWAY		0-0-0		0-4-0		3-2-0					
2-2-0	0-0-0	0-0-0		NEUTRAL		1-1-0		1-1-0		0-0-0					
3-6-0	0-0-0	0-0-0		CONFERENCE		0-0-0		1-5-0		2-1-0					
2-1-0	0-0-0	0-0-0		HOME		0-0-0		0-0-0		2-1-0					
1-5-0	0-0-0	0-0-0		AWAY		0-0-0		1-5-0		0-0-0					
0-0-0	0-0-0	0-0-0		NEUTRAL		0-0-0		0-0-0		0-0-0					
RPI	S	Opponent	Score	RPI	S	Opponent	Score	RPI	S	Opponent	Score				
				46	A	Loyola Marymount	3 8	57	H	Fresno St.	3 9	101	A	Sacramento St.	4 5
								59	N	Pepperdine	0 11	101	A	Sacramento St.	7 10
								76	N	California	4 3	101	A	Sacramento St.	3 4
												107	A	San Francisco	0 2
												107	A	San Francisco	2 3
												107	A	San Francisco	1 12
												112	A	UNLV	1 6
												115	N	Ball St.	6 10
												115	N	Ball St.	7 6
												127	A	New Mexico St.	9 12
												127	A	New Mexico St.	1 23
												127	A	New Mexico St.	9 4
												160	A	Cal Poly	0 2
												160	H	Cal Poly	1 7
												192	H	UC Riverside	1 12
												222	A	Hawaii	2 0
												222	A	Hawaii	5 4
												222	A	Hawaii	8 4
												222	A	Hawaii	4 7
												239	H	Seattle U	7 5
												239	H	Seattle U	9 0
												239	H	Seattle U	6 7
				LAST 10 GAMES								268	H	Santa Clara	4 2
				268	H	Santa Clara	8 4	46	A	Loyola Marymount	3 8	268	H	Santa Clara	1 3
				192	H	UC Riverside	1 12	239	H	Seattle U	9 0	268	H	Santa Clara	8 4
				101	A	Sacramento St.	4 5	239	H	Seattle U	7 5	268	H	Santa Clara	3 1
				101	A	Sacramento St.	7 10	239	H	Seattle U	6 7	298	H	Fairleigh Dickinson	9 4
				101	A	Sacramento St.	3 4	57	H	Fresno St.	3 9				

Non-Div. I Games:

CSU Bakersfield

RPI	S	Opponent	Score	
298	H	Fairleigh Dickinson	17	2
298	H	Fairleigh Dickinson	12	2
298	H	Fairleigh Dickinson	5	4

CSU Bakersfield

C
S
U
B
a
k
e
r
s
f
i
e
l
d

C
S
U
B
a
k
e
r
s
f
i
e
l
d

Average RPI Win: 186		WON-LOST RECORD		WINNING PCT. RANK		LAST 10 GAMES		STRENGTH OF SCHEDULE		OPP. STRENGTH OF SCHEDULE		TEAM RPI		ADJ RPI		CONF. RPI		ADJ CONF. RPI					
DIV. I ONLY		13-17-0		.43333		192		4-6-0		135		222		222		.45628		222		13		13	
DIV. I NON-CONF.		10-14-0		.41667		186		1-3-0		174		207		235		.44656		235		11		11	
TOTALS		RPI 1-25		RPI 26-50		W-L RECORDS		RPI 51-100		RPI 101-150		RPI 150+											
13-17-0		1-3-0		0-0-0		OVERALL		4-7-0		0-0-0		8-7-0											
12-14-0		1-3-0		0-0-0		HOME		4-7-0		0-0-0		7-4-0											
1-3-0		0-0-0		0-0-0		AWAY		0-0-0		0-0-0		1-3-0											
0-0-0		0-0-0		0-0-0		NEUTRAL		0-0-0		0-0-0		0-0-0											
10-14-0		1-3-0		0-0-0		NON-CONFERENCE		3-5-0		0-0-0		6-6-0											
9-11-0		1-3-0		0-0-0		HOME		3-5-0		0-0-0		5-3-0											
1-3-0		0-0-0		0-0-		AWAY		0-0-0		0-0-0		1-3-0											
0-0-0		0-0-0		0-0-0		NEUTRAL		0-0-0		0-0-0		0-0-0											
3-3-0		0-0-0		0-0-0		CONFERENCE		1-2-0		0-0-0		2-1-0											
3-3-0		0-0-0		0-0-0		HOME		1-2-0		0-0-0		2-1-0											
0-0-0		0-0-0		0-0-0		AWAY		0-0-0		0-0-0		0-0-0											
0-0-0		0-0-0		0-0-0		NEUTRAL		0-0-0		0-0-0		0-0-0											
RPI	S	Opponent		Score		RPI	S	Opponent		Score		RPI	S	Opponent		Score							
24	H	Oregon		7	6			60	H	UC Irvine	5	8	190	A	Ohio St.		15	3					
24	H	Oregon		7	8			60	H	UC Irvine	10	2	190	A	Ohio St.		5	7					
24	H	Oregon		3	4			60	H	UC Irvine	0	4	190	A	Ohio St.		5	6					
24	H	Oregon		1	3			84	H	Portland	9	5	190	A	Ohio St.		4	6					
								84	H	Portland	0	4	221	H	CSU Bakersfield		7	4					
								84	H	Portland	4	10	221	H	CSU Bakersfield		4	8					
								84	H	Portland	4	7	221	H	CSU Bakersfield		4	5					
								85	H	Iowa	8	7	221	H	CSU Bakersfield		0	2					
								85	H	Iowa	4	6	254	H	UC Davis		3	6					
								85	H	Iowa	7	1	254	H	UC Davis		13	6					
								85	H	Iowa	8	10	254	H	UC Davis		9	5					
													290	H	Longwood		5	4					
													290	H	Longwood		9	1					
													290	H	Longwood		8	4					
													290	H	Longwood		9	3					
LAST 10 GAMES																							
						85	H	Iowa	4	6	60	H	UC Irvine	0	4								
						84	H	Portland	9	5	60	H	UC Irvine	5	8								
						254	H	UC Davis	13	6	60	H	UC Irvine	10	2								
						254	H	UC Davis	3	6	190	A	Ohio St.	15	3								
						254	H	UC Davis	9	5	190	A	Ohio St.	5	7								

Non-Div. I Games:

Hawaii

Average RPI Win: 206		WON-LOST	WINNING	LAST 10	STRENGTH OF		OPP. STRENGTH	TEAM	ADJ		CONF.	ADJ CONF.
Average RPI Loss: 98		RECORD	PCT. RANK	GAMES	SCHEDULE		OF SCHEDULE	RPI	RPI		RPI	RPI
DIV. I ONLY		8-22-0	.26667	268	119		126	223	.45475		223	4
DIV. I NON-CONF.		6-9-0	.4	190	272		260	264	.4237		264	5
TOTALS		RPI 1-25	RPI 26-50		W-L RECORDS		RPI 51-100		RPI 101-150		RPI 150+	
8-22-0		0-4-0	1-2-0		OVERALL		1-9-0		0-2-0		6-5-0	
2-7-0		0-0-0	1-2-0		HOME		1-2-0		0-1-0		0-2-0	
1-11-0		0-4-0	0-0-0		AWAY		0-6-0		0-0-0		1-1-0	
5-4-0		0-0-0	0-0-0		NEUTRAL		0-1-0		0-1-0		5-2-0	
6-9-0		0-1-0	0-0-0		NON-CONFERENCE		0-1-0		0-2-0		6-5-0	
0-3-0		0-0-0	0-0-0		HOME		0-0-0		0-1-0		0-2-0	
1-2-0		0-1-0	0-0-		AWAY		0-0-0		0-0-0		1-1-0	
5-4-0		0-0-0	0-0-0		NEUTRAL		0-1-0		0-1-0		5-2-0	
2-13-0		0-3-0	1-2-0		CONFERENCE		1-8-0		0-0-0		0-0-0	
2-4-0		0-0-0	1-2-0		HOME		1-2-0		0-0-0		0-0-0	
0-9-0		0-3-0	0-0-0		AWAY		0-6-0		0-0-0		0-0-0	
0-0-0		0-0-0	0-0-0		NEUTRAL		0-0-0		0-0-0		0-0-0	
RPI S	Opponent	Score	RPI S	Opponent	Score	RPI S	Opponent	Score	RPI S	Opponent	Score	
19 A	NC State	3 4	34 H	Miami (FL)	10 13	54 H	Virginia Tech	1 16	135 N	Central Mich.	3 4	
19 A	NC State	3 21	34 H	Miami (FL)	3 5	54 H	Virginia Tech	1 0	137 H	Penn St.	3 7	
19 A	NC State	5 6	34 H	Miami (FL)	11 10	54 H	Virginia Tech	4 11	152 N	Milwaukee	8 9	
21 A	West Virginia	4 5				80 A	Duke	5 6	165 H	Kent St.	4 6	
						80 A	Duke	0 2	189 N	Marshall	2 7	
						80 A	Duke	9 10	227 N	Hofstra	1 0	
						85 N	Iowa	1 10	235 A	USC Upstate	6 3	
						91 A	Virginia	2 5	243 N	Butler	4 3	
						91 A	Virginia	5 7	262 A	Youngstown St.	2 3	
						91 A	Virginia	3 13	262 H	Youngstown St.	2 4	
									267 N	Bucknell	8 2	
									288 N	Villanova	7 2	
									299 N	Saint Peter's	17 7	
LAST 10 GAMES												
80 A	Duke	5 6	34 H	Miami (FL)	11 10							
80 A	Duke	0 2	34 H	Miami (FL)	10 13							
80 A	Duke	9 10	262 A	Youngstown St.	2 3							
21 A	West Virginia	4 5	91 A	Virginia	2 5							
34 H	Miami (FL)	3 5	91 A	Virginia	5 7							

Non-Div. I Games:

Pittsburgh

Average RPI Win:	242	WON-LOST RECORD	WINNING PCT. RANK	LAST 10 GAMES	STRENGTH OF SCHEDULE	OPP. STRENGTH OF SCHEDULE	TEAM RPI	ADJ RPI	CONF. RPI	ADJ CONF. RPI						
DIV. I ONLY		9-18-0	.33333	241	4-6-0	180	283	224	.45434	224	29	29				
DIV. I NON-CONF.		4-14-0	.22222	267	1-3-0	129	254	229	.45079	229	29	29				
<hr/>																
TOTALS	RPI 1-25	RPI 26-50		W-L RECORDS		RPI 51-100		RPI 101-150		RPI 150+						
9-18-0	0-0-0	0-0-0		OVERALL		0-5-0		1-5-0		8-8-0						
3-2-0	0-0-0	0-0-0		HOME		0-0-0		0-0-0		3-2-0						
6-15-0	0-0-0	0-0-0		AWAY		0-5-0		1-5-0		5-5-0						
0-1-0	0-0-0	0-0-0		NEUTRAL		0-0-0		0-0-0		0-1-0						
4-14-0	0-0-0	0-0-0		NON-CONFERENCE		0-5-0		1-5-0		3-4-0						
1-1-0	0-0-0	0-0-0		HOME		0-0-0		0-0-0		1-1-0						
3-12-0	0-0-0	0-0-		AWAY		0-5-0		1-5-0		2-2-0						
0-1-0	0-0-0	0-0-0		NEUTRAL		0-0-0		0-0-0		0-1-0						
5-4-0	0-0-0	0-0-0		CONFERENCE		0-0-0		0-0-0		5-4-0						
2-1-0	0-0-0	0-0-0		HOME		0-0-0		0-0-0		2-1-0						
3-3-0	0-0-0	0-0-0		AWAY		0-0-0		0-0-0		3-3-0						
0-0-0	0-0-0	0-0-0		NEUTRAL		0-0-0		0-0-0		0-0-0						
RPI	S	Opponent	Score	RPI	S	Opponent	Score	RPI	S	Opponent	Score					
						75 A	San Diego	0		14	110 A	Elon	6		10	
						75 A	San Diego	1		3	110 A	Elon	7		6	
						75 A	San Diego	9		15	110 A	Elon	6		16	
						91 A	Virginia	0		14	130 A	ETSU	1		6	
						91 A	Virginia	9		18	130 A	ETSU	3		4	
											130 A	ETSU	1		7	
											169 A	Rutgers	10		11	
											183 A	Fordham	3		2	
											234 H	Seton Hall	7		11	
											234 N	Seton Hall	0		10	
											238 A	Central Conn. St.	6		7	
											238 A	Central Conn. St.	3		10	
											238 A	Central Conn. St.	4		2	
											248 A	Monmouth	13		4	
											248 A	Monmouth	2		6	
											253 A	Sacred Heart	8		11	
											253 A	Sacred Heart	5		4	
											253 A	Sacred Heart	7		4	
											297 H	Mt. St. Mary's	5		6	
											297 H	Mt. St. Mary's	4		0	
											297 H	Mt. St. Mary's	9		8	
											299 H	Saint Peter's	13		3	
LAST 10 GAMES																
						253 A	Sacred Heart	8		11	130 A	ETSU	1		6	
						253 A	Sacred Heart	7		4	253 A	Sacred Heart	5		4	
						91 A	Virginia	0		14	169 A	Rutgers	10		11	
						110 A	Elon	7		6	238 A	Central Conn. St.	3		10	
						110 A	Elon	6		10	238 A	Central Conn. St.	4		2	

Non-Div. I Games:

Wagner

Average RPI Win:	272	WON-LOST RECORD	WINNING PCT. RANK	LAST 10 GAMES	STRENGTH OF SCHEDULE	OPP. STRENGTH OF SCHEDULE	TEAM RPI	ADJ RPI	CONF. RPI	ADJ CONF. RPI					
DIV. I ONLY	16-12-0	.57143	101	6-4-0	285	289	225	.45278	225	30	30				
DIV. I NON-CONF.	4-8-0	.33333	214	1-2-0	228	289	253	.43278	253	31	31				
TOTALS	RPI 1-25	RPI 26-50	W-L RECORDS		RPI 51-100	RPI 101-150	RPI 150+								
16-12-0	0-0-0	0-0-0	OVERALL		0-0-0	0-0-0	16-12-0								
5-3-0	0-0-0	0-0-0	HOME		0-0-0	0-0-0	5-3-0								
9-8-0	0-0-0	0-0-0	AWAY		0-0-0	0-0-0	9-8-0								
2-1-0	0-0-0	0-0-0	NEUTRAL		0-0-0	0-0-0	2-1-0								
4-8-0	0-0-0	0-0-0	NON-CONFERENCE		0-0-0	0-0-0	4-8-0								
0-2-0	0-0-0	0-0-0	HOME		0-0-0	0-0-0	0-2-0								
2-5-0	0-0-0	0-0-	AWAY		0-0-0	0-0-0	2-5-0								
2-1-0	0-0-0	0-0-0	NEUTRAL		0-0-0	0-0-0	2-1-0								
12-4-0	0-0-0	0-0-0	CONFERENCE		0-0-0	0-0-0	12-4-0								
5-1-0	0-0-0	0-0-0	HOME		0-0-0	0-0-0	5-1-0								
7-3-0	0-0-0	0-0-0	AWAY		0-0-0	0-0-0	7-3-0								
0-0-0	0-0-0	0-0-0	NEUTRAL		0-0-0	0-0-0	0-0-0								
RPI	S	Opponent	Score	RPI	S	Opponent	Score	RPI	S	Opponent	Score				
								175	A	Navy	3 5				
								175	A	Navy	4 5				
								186	A	Charlotte	4 14				
								186	A	Charlotte	3 7				
								186	A	Charlotte	9 3				
								210	H	UMBC	2 16				
								245	N	Albany (NY)	15 3				
								245	N	Albany (NY)	0 4				
								245	N	Albany (NY)	6 2				
								256	H	Norfolk St.	7 8				
								256	H	Norfolk St.	12 6				
								256	H	Norfolk St.	5 3				
								259	H	George Washington	1 7				
								275	A	Savannah St.	3 10				
								275	A	Savannah St.	8 7				
								275	A	Savannah St.	11 5				
								275	A	Savannah St.	10 8				
								285	A	Georgetown	5 14				
								286	A	Delaware St.	12 11				
								286	A	Delaware St.	10 5				
								286	A	Delaware St.	1 5				
								293	A	UMES	5 4				
								293	A	UMES	8 1				
								293	A	UMES	2 3				
								293	H	UMES	12 2				
								293	H	UMES	17 5				
								293	H	UMES	9 2				
				LAST 10 GAMES											
				293	A	UMES	5 4	186	A	Charlotte	3 7	293	A	UMES	8 1
				293	A	UMES	2 3	293	A	UMES	8 1	293	A	UMES	2 3
				245	N	Albany (NY)	0 4	175	A	Navy	4 5	293	H	UMES	12 2
				275	A	Savannah St.	10 8	256	H	Norfolk St.	5 3	293	H	UMES	17 5
				275	A	Savannah St.	8 7	256	H	Norfolk St.	12 6	293	H	UMES	9 2

Non-Div. I Games:

Coppin St.

RPI	S	Opponent	Score	
297	A	Mt. St. Mary's	4	2

Coppin St.

C
o
p
p
i
n
s
t
.

C
o
p
p
i
n
s
t
.

Average RPI Win: 192		WON-LOST	WINNING	LAST 10	STRENGTH OF		OPP. STRENGTH	TEAM	ADJ	CONF.	ADJ CONF.
Average RPI Loss: 150		RECORD	PCT. RANK	GAMES	SCHEDULE		OF SCHEDULE	RPI	RPI	RPI	RPI
DIV. I ONLY		16-17-0	.48485	160	3-7-0		224	146	226	.45018	226
DIV. I NON-CONF.		13-14-0	.48148	156	1-4-0		201	138	218	.45951	217
TOTALS		RPI 1-25	RPI 26-50		W-L RECORDS		RPI 51-100		RPI 101-150		RPI 150+
16-17-0		1-4-0	0-0-0		OVERALL		0-0-0		5-0-0		10-13-0
16-8-0		1-2-0	0-0-0		HOME		0-0-0		5-0-0		10-6-0
0-9-0		0-2-0	0-0-0		AWAY		0-0-0		0-0-0		0-7-0
0-0-0		0-0-0	0-0-0		NEUTRAL		0-0-0		0-0-0		0-0-0
13-14-0		1-4-0	0-0-0		NON-CONFERENCE		0-0-0		5-0-0		7-10-0
13-8-0		1-2-0	0-0-0		HOME		0-0-0		5-0-0		7-6-0
0-6-0		0-2-0	0-0-		AWAY		0-0-0		0-0-0		0-4-0
0-0-0		0-0-0	0-0-0		NEUTRAL		0-0-0		0-0-0		0-0-0
3-3-0		0-0-0	0-0-0		CONFERENCE		0-0-0		0-0-0		3-3-0
3-0-0		0-0-0	0-0-0		HOME		0-0-0		0-0-0		3-0-0
0-3-0		0-0-0	0-0-0		AWAY		0-0-0		0-0-0		0-3-0
0-0-0		0-0-0	0-0-0		NEUTRAL		0-0-0		0-0-0		0-0-0
RPI S	Opponent	Score	RPI S	Opponent	Score	RPI S	Opponent	Score	RPI S	Opponent	Score
5 A	Georgia	1 11							141 H	Massachusetts	9 0
5 H	Georgia	6 7							141 H	Massachusetts	12 2
13 A	Georgia Tech	1 9							141 H	Massachusetts	12 7
13 H	Georgia Tech	7 10							149 H	Presbyterian	7 3
21 H	West Virginia	5 3							149 H	Presbyterian	13 5
									159 A	Samford	5 6
									159 A	Samford	2 3
									159 A	Samford	3 6
									164 H	Binghamton	10 1
									164 H	Binghamton	6 12
									179 H	Richmond	8 9
									188 A	Lipscomb	3 6
									188 A	Lipscomb	2 13
									188 A	Lipscomb	3 4
									203 H	UT Martin	3 1
									203 H	UT Martin	2 1
									203 H	UT Martin	4 6
									207 H	UNCW	4 12
									207 H	UNCW	9 8
									207 H	UNCW	2 5
									209 H	UIC	9 2
									233 A	Georgia St.	7 9
									261 H	North Ala.	8 3
									261 H	North Ala.	7 6
									261 H	North Ala.	3 1
									277 H	Towson	2 5
									277 H	Towson	5 2
			LAST 10 GAMES								
	5 H	Georgia	6 7	207 H	UNCW	2 5	261 H	North Ala.	8 3		
	203 H	UT Martin	2 1	188 A	Lipscomb	2 13	261 H	North Ala.	7 6		
	203 H	UT Martin	4 6	188 A	Lipscomb	3 4	261 H	North Ala.	3 1		
	207 H	UNCW	4 12	188 A	Lipscomb	3 6	277 H	Towson	2 5		
	207 H	UNCW	9 8	233 A	Georgia St.	7 9	277 H	Towson	5 2		

Non-Div. I Games:

Kennesaw St.

RPI	S	Opponent	Score	
277	H	Towson	11	5

Kennesaw St.

K
e
n
n
e
s
a
w
S
t
.

K
e
n
n
e
s
a
w
S
t
.

Average RPI Win: 183		WON-LOST	WINNING	LAST 10	STRENGTH OF		OPP. STRENGTH	TEAM	ADJ		CONF.	ADJ CONF.	
Average RPI Loss: 145		RECORD	PCT. RANK	GAMES	SCHEDULE		OF SCHEDULE	RPI	RPI		RPI	RPI	
DIV. I ONLY		6-21-0	.22222	286	3-7-0		97	257	227	.4501	227	15	15
DIV. I NON-CONF.		5-16-0	.2381	263	2-2-0		121	275	239	.44432	239	15	15
TOTALS		RPI 1-25	RPI 26-50		W-L RECORDS		RPI 51-100		RPI 101-150		RPI 150+		
6-21-0	0-0-0	0-2-0		OVERALL		2-8-0		0-1-0		4-10-0			
2-1-0	0-0-0	0-0-0		HOME		0-0-0		0-0-0		2-1-0			
3-16-0	0-0-0	0-2-0		AWAY		2-8-0		0-0-0		1-6-0			
1-4-0	0-0-0	0-0-0		NEUTRAL		0-0-0		0-1-0		1-3-0			
5-16-0	0-0-0	0-2-0		NON-CONFERENCE		2-5-0		0-1-0		3-8-0			
2-1-0	0-0-0	0-0-0		HOME		0-0-0		0-0-0		2-1-0			
2-11-0	0-0-0	0-0-		AWAY		2-5-0		0-0-0		0-4-0			
1-4-0	0-0-0	0-0-0		NEUTRAL		0-0-0		0-1-0		1-3-0			
1-5-0	0-0-0	0-0-0		CONFERENCE		0-3-0		0-0-0		1-2-0			
0-0-0	0-0-0	0-0-0		HOME		0-0-0		0-0-0		0-0-0			
1-5-0	0-0-0	0-0-0		AWAY		0-3-0		0-0-0		1-2-0			
0-0-0	0-0-0	0-0-0		NEUTRAL		0-0-0		0-0-0		0-0-0			
RPI S	Opponent	Score	RPI S	Opponent	Score	RPI S	Opponent	Score	RPI S	Opponent	Score		
			41 A	St. John's (NY)	0 9	62 A	Liberty	1 9	135 N	Central Mich.	7 24		
			41 A	St. John's (NY)	1 9	62 A	Liberty	10 5	170 A	Northeastern	3 7		
						62 A	Liberty	0 1	170 A	Northeastern	1 5		
						90 A	Incarnate Word	1 11	170 A	Northeastern	7 1		
						90 A	Incarnate Word	1 12	183 A	Fordham	3 4		
						90 A	Incarnate Word	3 2	183 A	Fordham	3 4		
						90 A	Incarnate Word	1 9	213 A	Army West Point	5 9		
						94 A	Col. of Charleston	0 16	223 N	Pittsburgh	0 1		
						94 A	Col. of Charleston	0 9	231 H	Manhattan	2 0		
						94 A	Col. of Charleston	4 7	243 N	Butler	5 10		
									247 H	LIU Brooklyn	1 10		
									248 A	Monmouth	2 3		
									248 H	Monmouth	4 1		
									282 N	Iona	2 4		
									299 N	Saint Peter's	14 9		
LAST 10 GAMES													
			94 A	Col. of Charleston	0 16	248 H	Monmouth	4 1					
			94 A	Col. of Charleston	4 7	170 A	Northeastern	3 7					
			282 N	Iona	2 4	170 A	Northeastern	1 5					
			299 N	Saint Peter's	14 9	170 A	Northeastern	7 1					
			90 A	Incarnate Word	1 12	247 H	LIU Brooklyn	1 10					

Non-Div. I Games:

Hofstra

Average RPI Win:		188	WON-LOST RECORD		WINNING PCT. RANK		LAST 10 GAMES		STRENGTH OF SCHEDULE		OPP. STRENGTH OF SCHEDULE		TEAM RPI		ADJ RPI		CONF. RPI		ADJ CONF. RPI	
DIV. I ONLY			14-16-0		.46667 173		4-6-0		226		133		228		.44908 228		27		27	
DIV. I NON-CONF.			8-10-0		.44444 173		2-1-0		92		39		152		.49888 152		26		26	
TOTALS		RPI 1-25		RPI 26-50		W-L RECORDS		RPI 51-100		RPI 101-150		RPI 150+								
14-16-0		0-1-0		1-4-0		OVERALL		0-2-0		1-1-0		12-8-0								
13-7-0		0-0-0		0-3-0		HOME		0-1-0		1-0-0		12-3-0								
1-7-0		0-1-0		1-0-0		AWAY		0-1-0		0-1-0		0-4-0								
0-2-0		0-0-0		0-1-0		NEUTRAL		0-0-0		0-0-0		0-1-0								
8-10-0		0-1-0		1-4-0		NON-CONFERENCE		0-2-0		1-1-0		6-2-0								
7-4-0		0-0-0		0-3-0		HOME		0-1-0		1-0-0		6-0-0								
1-4-0		0-1-0		1-0-		AWAY		0-1-0		0-1-0		0-1-0								
0-2-0		0-0-0		0-1-0		NEUTRAL		0-0-0		0-0-0		0-1-0								
6-6-0		0-0-0		0-0-0		CONFERENCE		0-0-0		0-0-0		6-6-0								
6-3-0		0-0-0		0-0-0		HOME		0-0-0		0-0-0		6-3-0								
0-3-0		0-0-0		0-0-0		AWAY		0-0-0		0-0-0		0-3-0								
0-0-0		0-0-0		0-0-0		NEUTRAL		0-0-0		0-0-0		0-0-0								
RPI	S	Opponent		Score		RPI	S	Opponent		Score		RPI	S	Opponent		Score				
4	A	Arkansas		8 15		37	N	BYU		3 8		53	A	Wichita St.		2 8				
						39	H	DBU		8 13		88	H	Missouri St.		2 11				
						39	H	DBU		6 13										
						39	H	DBU		2 6										
						47	A	Oklahoma		4 2										
						LAST 10 GAMES														
						156	H	Purdue		5 1		47	A	Oklahoma		4 2				
						4	A	Arkansas		8 15		219	H	North Dakota St.		6 3				
						232	A	Western Ill.		7 11		219	H	North Dakota St.		2 3				
						232	A	Western Ill.		3 7		219	H	North Dakota St.		9 3				
						232	A	Western Ill.		5 8		134	H	Little Rock		4 3				

Non-Div. I Games:

Oral Roberts

Average RPI Win:	254	WON-LOST	WINNING	LAST 10	STRENGTH OF	OPP. STRENGTH	TEAM	ADJ	CONF.	ADJ CONF.		
Average RPI Loss:	196	RECORD	PCT. RANK	GAMES	SCHEDULE	OF SCHEDULE	RPI	RPI	RPI	RPI		
DIV. I ONLY		12-18-0	.4	210	2-8-0	193	290	229	.4486	229	20	20
DIV. I NON-CONF.		7-14-0	.33333	214	0-4-0	255	280	275	.41668	274	24	24
<hr/>												
TOTALS	RPI 1-25	RPI 26-50		W-L RECORDS		RPI 51-100		RPI 101-150		RPI 150+		
12-18-0	0-0-0	0-0-0		OVERALL		0-2-0		0-3-0		12-13-0		
4-2-0	0-0-0	0-0-0		HOME		0-0-0		0-0-0		4-2-0		
4-7-0	0-0-0	0-0-0		AWAY		0-0-0		0-1-0		4-6-0		
4-9-0	0-0-0	0-0-0		NEUTRAL		0-2-0		0-2-0		4-5-0		
7-14-0	0-0-0	0-0-0		NON-CONFERENCE		0-2-0		0-3-0		7-9-0		
1-2-0	0-0-0	0-0-0		HOME		0-0-0		0-0-0		1-2-0		
2-3-0	0-0-0	0-0-		AWAY		0-0-0		0-1-0		2-2-0		
4-9-0	0-0-0	0-0-0		NEUTRAL		0-2-0		0-2-0		4-5-0		
5-4-0	0-0-0	0-0-0		CONFERENCE		0-0-0		0-0-0		5-4-0		
3-0-0	0-0-0	0-0-0		HOME		0-0-0		0-0-0		3-0-0		
2-4-0	0-0-0	0-0-0		AWAY		0-0-0		0-0-0		2-4-0		
0-0-0	0-0-0	0-0-0		NEUTRAL		0-0-0		0-0-0		0-0-0		
RPI	S	Opponent	Score	RPI	S	Opponent	Score	RPI	S	Opponent	Score	
						77 N Harvard	3 5			103 N Kansas	5 7	
						92 N Tulane	7 12			113 A Penn	7 20	
										115 N Ball St.	5 7	
										182 H Lafayette	1 3	
										183 A Fordham	3 4	
										183 A Fordham	0 6	
										183 A Fordham	0 2	
										207 A UNCW	8 10	
										207 A UNCW	4 2	
										213 N Army West Point	3 2	
										213 N Army West Point	5 11	
										234 N Seton Hall	7 4	
										238 N Central Conn. St.	8 2	
										257 N VMI	3 9	
										257 N VMI	4 9	
										258 N Dartmouth	2 4	
										259 A George Washington	18 12	
										259 A George Washington	4 10	
										259 A George Washington	4 2	
										267 A Bucknell	5 4	
										267 N Bucknell	3 2	
				LAST 10 GAMES						271 H George Mason	14 3	
				183 A Fordham	3 4	257 N VMI	4 9			271 H George Mason	11 5	
				183 A Fordham	0 2	288 A Villanova	7 8			271 H George Mason	18 9	
				274 H Lehigh	15 20	183 A Fordham	0 6			274 H Lehigh	15 20	
				113 A Penn	7 20	259 A George Washington	18 12			285 N Georgetown	4 8	
				213 N Army West Point	5 11	259 A George Washington	4 10			288 A Villanova	7 8	

Non-Div. I Games:

Saint Joseph's

RPI	S	Opponent	Score	
288	H	Villanova	4	0

Saint Joseph's

S
a
i
n
t
J
o
s
e
p
h
'
s

S
a
i
n
t
J
o
s
e
p
h
'
s

Average RPI Win: 208		WON-LOST RECORD		WINNING PCT. RANK		LAST 10 GAMES		STRENGTH OF SCHEDULE		OPP. STRENGTH OF SCHEDULE		TEAM RPI		ADJ RPI		CONF. RPI		ADJ CONF. RPI	
DIV. I ONLY		7-17-0		.29167 260		3-7-0		188		219		230		.44846 230		18		18	
DIV. I NON-CONF.		5-10-0		.33333 214		2-1-0		43		259		134		.50667 134		14		14	
TOTALS		RPI 1-25		RPI 26-50		W-L RECORDS		RPI 51-100		RPI 101-150		RPI 150+							
7-17-0		0-0-0		0-0-0		OVERALL		0-6-0		1-2-0		6-9-0							
1-4-0		0-0-0		0-0-0		HOME		0-0-0		0-0-0		1-4-0							
5-13-0		0-0-0		0-0-0		AWAY		0-6-0		1-2-0		4-5-0							
1-0-0		0-0-0		0-0-0		NEUTRAL		0-0-0		0-0-0		1-0-0							
5-10-0		0-0-0		0-0-0		NON-CONFERENCE		0-6-0		0-0-0		5-4-0							
1-1-0		0-0-0		0-0-0		HOME		0-0-0		0-0-0		1-1-0							
3-9-0		0-0-0		0-0-		AWAY		0-6-0		0-0-0		3-3-0							
1-0-0		0-0-0		0-0-0		NEUTRAL		0-0-0		0-0-0		1-0-0							
2-7-0		0-0-0		0-0-0		CONFERENCE		0-0-0		1-2-0		1-5-0							
0-3-0		0-0-0		0-0-0		HOME		0-0-0		0-0-0		0-3-0							
2-4-0		0-0-0		0-0-0		AWAY		0-0-0		1-2-0		1-2-0							
0-0-0		0-0-0		0-0-0		NEUTRAL		0-0-0		0-0-0		0-0-0							
RPI	S	Opponent		Score		RPI	S	Opponent		Score		RPI	S	Opponent		Score			
								52	A	VCU	0	2	125	A	Yale	2	7		
								52	A	VCU	1	6	125	A	Yale	0	2		
								52	A	VCU	3	9	125	A	Yale	3	0		
								55	A	Baylor	3	10	164	H	Binghamton	4	8		
								55	A	Baylor	0	17	175	A	Navy	1	2		
								55	A	Baylor	4	12	175	A	Navy	3	2		
													175	A	Navy	1	5		
													183	N	Fordham	1	0		
													184	H	Brown	3	7		
													184	H	Brown	1	2		
													184	H	Brown	3	11		
													213	A	Army West Point	4	1		
													216	A	Columbia	0	3		
													216	A	Columbia	4	3		
													216	A	Columbia	8	13		
													266	H	St. Bonaventure	8	1		
													277	A	Towson	2	3		
													277	A	Towson	4	2		
LAST 10 GAMES																			

Non-Div. I Games:

Cornell

Average RPI Win:	247	WON-LOST	WINNING	LAST 10	STRENGTH OF	OPP. STRENGTH	TEAM	ADJ	CONF.	ADJ CONF.	
Average RPI Loss:	170	RECORD	PCT. RANK	GAMES	SCHEDULE	OF SCHEDULE	RPI	RPI	RPI	RPI	
DIV. I ONLY	11-19-0	.36667	228	6-4-0	214	271	231	.44698	231	28	28
DIV. I NON-CONF.	7-17-0	.29167	237	2-2-0	179	287	236	.44653	236	27	27
<hr/>											
TOTALS	RPI 1-25	RPI 26-50		W-L RECORDS		RPI 51-100		RPI 101-150		RPI 150+	
11-19-0	0-0-0	0-0-0		OVERALL		0-6-0		0-0-0		11-13-0	
5-2-0	0-0-0	0-0-0		HOME		0-0-0		0-0-0		5-2-0	
6-15-0	0-0-0	0-0-0		AWAY		0-4-0		0-0-0		6-11-0	
0-2-0	0-0-0	0-0-0		NEUTRAL		0-2-0		0-0-0		0-0-0	
7-17-0	0-0-0	0-0-0		NON-CONFERENCE		0-6-0		0-0-0		7-11-0	
2-2-0	0-0-0	0-0-0		HOME		0-0-0		0-0-0		2-2-0	
5-13-0	0-0-0	0-0-		AWAY		0-4-0		0-0-0		5-9-0	
0-2-0	0-0-0	0-0-0		NEUTRAL		0-2-0		0-0-0		0-0-0	
4-2-0	0-0-0	0-0-0		CONFERENCE		0-0-0		0-0-0		4-2-0	
3-0-0	0-0-0	0-0-0		HOME		0-0-0		0-0-0		3-0-0	
1-2-0	0-0-0	0-0-0		AWAY		0-0-0		0-0-0		1-2-0	
0-0-0	0-0-0	0-0-0		NEUTRAL		0-0-0		0-0-0		0-0-0	
RPI	S	Opponent	Score	RPI	S	Opponent	Score	RPI	S	Opponent	Score
						54 N Virginia Tech	3 15	168 A Canisius			5 4
						61 N Sam Houston St.	7 12	168 A Canisius			2 3
						66 A Michigan	7 16	168 A Canisius			4 10
						66 A Michigan	2 23	183 A Fordham			0 9
						66 A Michigan	0 4	193 H NJIT			7 9
						66 A Michigan	1 5	198 A Appalachian St.			5 4
								198 A Appalachian St.			5 14
								198 A Appalachian St.			2 5
								216 A Columbia			2 7
								227 A Hofstra			0 2
								242 A Stetson			5 2
								245 H Albany (NY)			2 5
								245 H Albany (NY)			5 3
								245 H Albany (NY)			6 4
								247 A LIU Brooklyn			3 2
								259 A George Washington			12 8
								259 A George Washington			6 7
								259 A George Washington			7 18
								271 A George Mason			3 6
								271 A George Mason			3 4
								271 A George Mason			3 2
								282 H Iona			5 2
								282 H Iona			5 0
								282 H Iona			7 4
LAST 10 GAMES											
						245 H Albany (NY)	2 5	168 A Canisius			5 4
						66 A Michigan	1 5	66 A Michigan			7 16
						271 A George Mason	3 6	282 H Iona			7 4
						245 H Albany (NY)	6 4	282 H Iona			5 2
						282 H Iona	5 0	227 A Hofstra			0 2

Non-Div. I Games:

Manhattan

Average RPI Win:		223	WON-LOST RECORD		WINNING PCT. RANK		LAST 10 GAMES		STRENGTH OF SCHEDULE		OPP. STRENGTH OF SCHEDULE		TEAM RPI		ADJ RPI		CONF. RPI		ADJ CONF. RPI	
DIV. I ONLY			9-19-0		.32143 245		5-5-0		160		277		232		.44633 232		27		27	
DIV. I NON-CONF.			4-12-0		.25 255		0-2-0		175		264		240		.44329 240		26		26	
TOTALS		RPI 1-25		RPI 26-50		W-L RECORDS		RPI 51-100		RPI 101-150		RPI 150+								
9-19-0		0-2-0		0-0-0		OVERALL		0-0-0		0-5-0		9-12-0								
4-3-0		0-0-0		0-0-0		HOME		0-0-0		0-1-0		4-2-0								
2-13-0		0-2-0		0-0-0		AWAY		0-0-0		0-4-0		2-7-0								
3-3-0		0-0-0		0-0-0		NEUTRAL		0-0-0		0-0-0		3-3-0								
4-12-0		0-2-0		0-0-0		NON-CONFERENCE		0-0-0		0-5-0		4-5-0								
0-1-0		0-0-0		0-0-0		HOME		0-0-0		0-1-0		0-0-0								
2-10-0		0-2-0		0-0-		AWAY		0-0-0		0-4-0		2-4-0								
2-1-0		0-0-0		0-0-0		NEUTRAL		0-0-0		0-0-0		2-1-0								
5-7-0		0-0-0		0-0-0		CONFERENCE		0-0-0		0-0-0		5-7-0								
4-2-0		0-0-0		0-0-0		HOME		0-0-0		0-0-0		4-2-0								
0-3-0		0-0-0		0-0-0		AWAY		0-0-0		0-0-0		0-3-0								
1-2-0		0-0-0		0-0-0		NEUTRAL		0-0-0		0-0-0		1-2-0								
RPI	S	Opponent		Score		RPI	S	Opponent		Score		RPI	S	Opponent		Score				
4	A	Arkansas		1	11							136	A	Southern Ill.		1	16			
4	A	Arkansas		0	8							136	A	Southern Ill.		1	8			
												136	A	Southern Ill.		1	6			
												143	A	Bradley		0	10			
												143	H	Bradley		1	4			
												155	A	Omaha		5	15			
												155	A	Omaha		2	8			
												155	A	Omaha		3	4			
												177	N	South Dakota St.		10	6			
												177	N	South Dakota St.		4	7			
												177	N	South Dakota St.		6	7			
												194	N	Saint Louis		2	8			
												194	N	Saint Louis		3	0			
												194	N	Saint Louis		5	4			
												219	H	North Dakota St.		9	6			
												219	H	North Dakota St.		4	5			
												219	H	North Dakota St.		1	11			
												228	H	Oral Roberts		11	7			
												228	H	Oral Roberts		7	3			
												228	H	Oral Roberts		8	5			
						270	A	Southeast Mo. St.		9	2									
						270	A	Southeast Mo. St.		2	14									
						270	A	Southeast Mo. St.		5	2									
						281	A	Tennessee Tech		4	7									
						281	A	Tennessee Tech		4	7									
						281	A	Tennessee Tech		3	8									
						281	A	Tennessee Tech		3	8									
						281	A	Tennessee Tech		2	3									
						281	A	Tennessee Tech		2	3									
						281	A	Tennessee Tech		2	3									
						281	A	Tennessee Tech		2	3									
						281	A	Tennessee Tech		2	3									
						281	A	Tennessee Tech		2	3									
						281	A	Tennessee Tech		2	3									
						281	A	Tennessee Tech		2	3									
						281	A	Tennessee Tech		2	3									
						281	A	Tennessee Tech		2	3									
						281	A	Tennessee Tech		2	3									
						281	A	Tennessee Tech		2	3									
						281	A	Tennessee Tech		2	3									
						281	A	Tennessee Tech		2	3									
						281	A	Tennessee Tech		2	3									
						281	A	Tennessee Tech		2	3									
						281	A	Tennessee Tech		2	3									
						281	A	Tennessee Tech		2	3									
						281	A	Tennessee Tech		2	3									
						281	A	Tennessee Tech		2	3									
						281	A	Tennessee Tech		2	3									
						281	A	Tennessee Tech		2	3									
						281	A	Tennessee Tech		2	3									
						281	A	Tennessee Tech		2	3									
						281	A	Tennessee Tech		2	3									
						281	A	Tennessee Tech		2	3									
						281	A	Tennessee Tech		2	3									
						281	A	Tennessee Tech		2	3									
						281	A	Tennessee Tech		2	3									
						281	A	Tennessee Tech		2	3									
						281	A	Tennessee Tech		2	3									
						281	A	Tennessee Tech		2	3									
						281	A	Tennessee Tech		2	3									
						281	A	Tennessee Tech		2	3									
						281	A	Tennessee Tech		2	3									
						281	A	Tennessee Tech		2	3									
						281	A	Tennessee Tech		2	3									
						281	A	Tennessee Tech		2	3									
						281	A	Tennessee Tech		2	3									
						281	A	Tennessee Tech		2	3									
						281	A	Tennessee Tech		2	3									
						281	A	Tennessee Tech		2	3									
						281	A	Tennessee Tech		2	3									
						281	A	Tennessee Tech		2	3									
						281	A	Tennessee Tech		2	3									
						281	A	Tennessee Tech		2	3									
						281	A	Tennessee Tech		2	3									
						281	A	Tennessee Tech		2	3									
						281	A	Tennessee Tech		2	3									
		</																		

Non-Div. I Games:	St. Ambrose	13	3	Iowa Wesleyan	16	3
-------------------	-------------	----	---	---------------	----	---

Western Ill.

Average RPI Win: 213		WON-LOST	WINNING	LAST 10	STRENGTH OF		OPP. STRENGTH	TEAM	ADJ	CONF.	ADJ CONF.
Average RPI Loss: 117		RECORD	PCT. RANK	GAMES	SCHEDULE		OF SCHEDULE	RPI	RPI	RPI	RPI
DIV. I ONLY		8-23-0	.25806	272	2-8-0		112	178	233	.44555	233
DIV. I NON-CONF.		6-13-0	.31579	229	2-0-0		32	233	188	.4772	188
TOTALS		RPI 1-25	RPI 26-50		W-L RECORDS		RPI 51-100		RPI 101-150		RPI 150+
8-23-0		0-5-0	0-0-0		OVERALL		0-3-0		1-8-0		7-7-0
4-15-0		0-3-0	0-0-0		HOME		0-3-0		1-5-0		3-4-0
4-8-0		0-2-0	0-0-0		AWAY		0-0-0		0-3-0		4-3-0
0-0-0		0-0-0	0-0-0		NEUTRAL		0-0-0		0-0-0		0-0-0
6-13-0		0-5-0	0-0-0		NON-CONFERENCE		0-0-0		1-2-0		5-6-0
4-9-0		0-3-0	0-0-0		HOME		0-0-0		1-2-0		3-4-0
2-4-0		0-2-0	0-0-		AWAY		0-0-0		0-0-0		2-2-0
0-0-0		0-0-0	0-0-0		NEUTRAL		0-0-0		0-0-0		0-0-0
2-10-0		0-0-0	0-0-0		CONFERENCE		0-3-0		0-6-0		2-1-0
0-6-0		0-0-0	0-0-0		HOME		0-3-0		0-3-0		0-0-0
2-4-0		0-0-0	0-0-0		AWAY		0-0-0		0-3-0		2-1-0
0-0-0		0-0-0	0-0-0		NEUTRAL		0-0-0		0-0-0		0-0-0
RPI S	Opponent	Score	RPI S	Opponent	Score	RPI S	Opponent	Score	RPI S	Opponent	Score
5 A	Georgia	1 11				78 H	UT Arlington	6 14	130 H	ETSU	1 5
5 H	Georgia	3 6				78 H	UT Arlington	2 4	130 H	ETSU	2 8
13 A	Georgia Tech	3 7				78 H	UT Arlington	3 4	130 H	ETSU	6 5
13 H	Georgia Tech	0 10							134 A	Little Rock	2 3
21 H	West Virginia	2 8							134 A	Little Rock	2 6
									134 A	Little Rock	1 9
									146 H	La.-Monroe	3 10
									146 H	La.-Monroe	3 9
									146 H	La.-Monroe	8 16
									159 H	Samford	6 8
									159 H	Samford	2 13
									159 H	Samford	1 2
									171 A	Mercer	11 14
									179 H	Richmond	6 13
									185 H	Furman	10 8
									198 A	Appalachian St.	17 6
									198 A	Appalachian St.	2 0
									198 A	Appalachian St.	3 9
									209 H	UIC	9 5
									226 H	Kennesaw St.	9 7
									278 A	Charleston So.	15 6
									278 A	Charleston So.	7 6
									278 A	Charleston So.	2 5
			LAST 10 GAMES								
278 A	Charleston So.	15 6	134 A	Little Rock	2 3	134 A	Little Rock	2 6			
146 H	La.-Monroe	3 9	134 A	Little Rock	2 6	134 A	Little Rock	1 9			
146 H	La.-Monroe	3 10	226 H	Kennesaw St.	9 7						
146 H	La.-Monroe	8 16	78 H	UT Arlington	2 4						
185 H	Furman	10 8									

Non-Div. I Games: Ga. Southwestern 9 5

Georgia St.

[illegible]

Non-Div. I Games:

Seton Hall

USCUPSTATE

USC Upstate

RPI	S	Opponent	Score	
240	H	Ohio	10	7
240	H	Ohio	3	2
278	H	Charleston So.	11	7

USC Upstate

U
S
C
U
P
S
t
a
t
e

U
S
C
U
P
S
t
a
t
e

Non-Div. I Games:

Valparaiso

Average RPI Win:	221	WON-LOST RECORD	WINNING PCT. RANK	LAST 10 GAMES	STRENGTH OF SCHEDULE	OPP. STRENGTH OF SCHEDULE	TEAM RPI	ADJ RPI	CONF. RPI	ADJ CONF. RPI					
DIV. I ONLY		9-21-0	.3	254	2-8-0	167	233	237	.44347	237	21	21			
DIV. I NON-CONF.		4-11-0	.26667	250	1-3-0	181	87	241	.44314	241	23	23			
<hr/>															
TOTALS	RPI 1-25	RPI 26-50		W-L RECORDS		RPI 51-100		RPI 101-150		RPI 150+					
9-21-0	0-0-0	0-4-0		OVERALL		0-0-0		1-10-0		8-7-0					
6-5-0	0-0-0	0-2-0		HOME		0-0-0		0-0-0		6-3-0					
3-16-0	0-0-0	0-2-0		AWAY		0-0-0		1-10-0		2-4-0					
0-0-0	0-0-0	0-0-0		NEUTRAL		0-0-0		0-0-0		0-0-0					
4-11-0	0-0-0	0-4-0		NON-CONFERENCE		0-0-0		1-7-0		3-0-0					
3-2-0	0-0-0	0-2-0		HOME		0-0-0		0-0-0		3-0-0					
1-9-0	0-0-0	0-0-		AWAY		0-0-0		1-7-0		0-0-0					
0-0-0	0-0-0	0-0-0		NEUTRAL		0-0-0		0-0-0		0-0-0					
5-10-0	0-0-0	0-0-0		CONFERENCE		0-0-0		0-3-0		5-7-0					
3-3-0	0-0-0	0-0-0		HOME		0-0-0		0-0-0		3-3-0					
2-7-0	0-0-0	0-0-0		AWAY		0-0-0		0-3-0		2-4-0					
0-0-0	0-0-0	0-0-0		NEUTRAL		0-0-0		0-0-0		0-0-0					
RPI	S	Opponent	Score	RPI	S	Opponent	Score	RPI	S	Opponent	Score				
				26	H	Missouri	3 10			114	A Morehead St.	9 11			
				35	A	Evansville	5 9			114	A Morehead St.	9 11			
				45	H	Illinois St.	9 16			114	A Morehead St.	1 10			
				49	A	Kentucky	4 6			136	A Southern Ill.	6 7			
										143	A Bradley	6 9			
										144	A UAB	3 5			
										144	A UAB	3 8			
										144	A UAB	5 13			
										146	A La.-Monroe	12 4			
										146	A La.-Monroe	3 12			
										146	A La.-Monroe	1 4			
										194	H Saint Louis	2 0			
										195	H Eastern Ky.	9 12			
										195	H Eastern Ky.	5 2			
										195	H Eastern Ky.	1 9			
										209	H UIC	6 4			
										209	H UIC	3 2			
										212	A Belmont	7 10			
										212	A Belmont	3 5			
										212	A Belmont	3 1			
										270	H Southeast Mo. St.	9 3			
										270	H Southeast Mo. St.	6 8			
										270	H Southeast Mo. St.	3 2			
										281	A Tennessee Tech	6 12			
										281	A Tennessee Tech	6 7			
										281	A Tennessee Tech	9 8			
LAST 10 GAMES															
				114	A	Morehead St.	9 11	144	A	UAB	5 13	270	H	Southeast Mo. St.	3 2
				114	A	Morehead St.	9 11	146	A	La.-Monroe	12 4	281	A	Tennessee Tech	6 12
				281	A	Tennessee Tech	6 12	209	H	UIC	6 4	281	A	Tennessee Tech	6 7
				281	A	Tennessee Tech	6 7	26	H	Missouri	3 10	281	A	Tennessee Tech	9 8
				144	A	UAB	3 5	114	A	Morehead St.	1 10				

Non-Div. I Games:

SIUE

Average RPI Win:	246	WON-LOST RECORD	WINNING PCT. RANK	LAST 10 GAMES	STRENGTH OF SCHEDULE	OPP. STRENGTH OF SCHEDULE	TEAM RPI	ADJ RPI	CONF. RPI	ADJ CONF. RPI	
DIV. I ONLY	12-10-0	.54545	119	5-5-0	283	243	238	.44202	238	29	29
DIV. I NON-CONF.	9-7-0	.5625	115	2-2-0	295	266	263	.4239	263	29	29
TOTALS	RPI 1-25	RPI 26-50	W-L RECORDS		RPI 51-100	RPI 101-150	RPI 150+				
12-10-0	0-0-0	0-0-0	OVERALL		1-2-0	0-3-0	11-5-0				
7-2-0	0-0-0	0-0-0	HOME		0-0-0	0-1-0	7-1-0				
1-5-0	0-0-0	0-0-0	AWAY		1-2-0	0-0-0	0-3-0				
4-3-0	0-0-0	0-0-0	NEUTRAL		0-0-0	0-2-0	4-1-0				
9-7-0	0-0-0	0-0-0	NON-CONFERENCE		0-0-0	0-3-0	9-4-0				
5-1-0	0-0-0	0-0-0	HOME		0-0-0	0-1-0	5-0-0				
0-3-0	0-0-0	0-0-	AWAY		0-0-0	0-0-0	0-3-0				
4-3-0	0-0-0	0-0-0	NEUTRAL		0-0-0	0-2-0	4-1-0				
3-3-0	0-0-0	0-0-0	CONFERENCE		1-2-0	0-0-0	2-1-0				
2-1-0	0-0-0	0-0-0	HOME		0-0-0	0-0-0	2-1-0				
1-2-0	0-0-0	0-0-0	AWAY		1-2-0	0-0-0	0-0-0				
0-0-0	0-0-0	0-0-0	NEUTRAL		0-0-0	0-0-0	0-0-0				
RPI	S	Opponent	Score	RPI	S	Opponent	Score	RPI	S	Opponent	Score

Non-Div. I Games:

Central Conn. St.

Average RPI Win:	163	WON-LOST RECORD	WINNING PCT. RANK	LAST 10 GAMES	STRENGTH OF SCHEDULE	OPP. STRENGTH OF SCHEDULE	TEAM RPI	ADJ RPI	CONF. RPI	ADJ CONF. RPI					
Average RPI Loss:	123														
DIV. I ONLY	7-23-0	.23333	281	2-8-0	99	216	239	.44167	239	23	23				
DIV. I NON-CONF.	4-17-0	.19048	277	0-2-0	26	208	210	.46375	210	22	22				
<hr/>															
TOTALS	RPI 1-25	RPI 26-50		W-L RECORDS		RPI 51-100		RPI 101-150		RPI 150+					
7-23-0	0-0-0	0-0-0		OVERALL		0-11-0		3-6-0		4-6-0					
4-12-0	0-0-0	0-0-0		HOME		0-6-0		1-2-0		3-4-0					
3-11-0	0-0-0	0-0-0		AWAY		0-5-0		2-4-0		1-2-0					
0-0-0	0-0-0	0-0-0		NEUTRAL		0-0-0		0-0-0		0-0-0					
<hr/>															
4-17-0	0-0-0	0-0-0		NON-CONFERENCE		0-11-0		2-4-0		2-2-0					
2-8-0	0-0-0	0-0-0		HOME		0-6-0		0-0-0		2-2-0					
2-9-0	0-0-0	0-0-		AWAY		0-5-0		2-4-0		0-0-0					
0-0-0	0-0-0	0-0-0		NEUTRAL		0-0-0		0-0-0		0-0-0					
<hr/>															
3-6-0	0-0-0	0-0-0		CONFERENCE		0-0-0		1-2-0		2-4-0					
2-4-0	0-0-0	0-0-0		HOME		0-0-0		1-2-0		1-2-0					
1-2-0	0-0-0	0-0-0		AWAY		0-0-0		0-0-0		1-2-0					
0-0-0	0-0-0	0-0-0		NEUTRAL		0-0-0		0-0-0		0-0-0					
<hr/>															
RPI	S	Opponent	Score	RPI	S	Opponent	Score	RPI	S	Opponent	Score				
						64	H	Minnesota	2	3	112	A	UNLV	4	0
						65	H	Washington	3	6	112	A	UNLV	10	11
						78	H	UT Arlington	1	3	112	A	UNLV	5	8
						78	H	UT Arlington	5	6	117	A	Pacific	8	1
						78	H	UT Arlington	1	2	117	A	Pacific	6	9
						83	A	San Diego St.	5	11	117	A	Pacific	5	6
						83	A	San Diego St.	5	6	121	H	California Baptist	2	4
						83	A	San Diego St.	8	12	121	H	California Baptist	10	12
						84	A	Portland	1	7	121	H	California Baptist	11	1
						84	A	Portland	14	16	155	H	Omaha	8	10
						84	H	Portland	4	8	155	H	Omaha	2	3
											155	H	Omaha	8	6
											155	H	Omaha	12	0
											221	A	CSU Bakersfield	7	6
											221	A	CSU Bakersfield	5	7
											221	A	CSU Bakersfield	0	9
					260	H	Utah Valley	2	4						
					260	H	Utah Valley	8	5						
					260	H	Utah Valley	5	6						
<hr/>															
				LAST 10 GAMES											
				117	A	Pacific	6	9	121	H	California Baptist	10	12		
				155	H	Omaha	8	10	121	H	California Baptist	11	1		
				155	H	Omaha	2	3	121	H	California Baptist	2	4		
				155	H	Omaha	12	0	84	H	Portland	4	8		
				155	H	Omaha	8	6	221	A	CSU Bakersfield	0	9		

Non-Div. I Games:

Seattle U

RPI	S	Opponent	Score	
273	H	Bowling Green	12	4
273	H	Bowling Green	12	2
273	H	Bowling Green	3	7

Ohio

O
h
i
o

O
h
i
o

Average RPI Win:	218	WON-LOST RECORD	WINNING PCT. RANK	LAST 10 GAMES	STRENGTH OF SCHEDULE	OPP. STRENGTH OF SCHEDULE	TEAM RPI	ADJ RPI	CONF. RPI	ADJ CONF. RPI					
Average RPI Loss:	165														
DIV. I ONLY	8-20-0	.28571	263	2-8-0	248	187	241	.44045	241	24	24				
DIV. I NON-CONF.	6-15-0	.28571	239	0-3-0	264	200	254	.43203	254	25	25				
<hr/>															
TOTALS	RPI 1-25	RPI 26-50		W-L RECORDS	RPI 51-100		RPI 101-150		RPI 150+						
8-20-0	0-0-0	0-0-0		OVERALL	0-1-0		1-10-0		7-9-0						
0-0-0	0-0-0	0-0-0		HOME	0-0-0		0-0-0		0-0-0						
5-19-0	0-0-0	0-0-0		AWAY	0-1-0		1-9-0		4-9-0						
3-1-0	0-0-0	0-0-0		NEUTRAL	0-0-0		0-1-0		3-0-0						
<hr/>															
6-15-0	0-0-0	0-0-0		NON-CONFERENCE	0-1-0		1-7-0		5-7-0						
0-0-0	0-0-0	0-0-0		HOME	0-0-0		0-0-0		0-0-0						
3-14-0	0-0-0	0-0-		AWAY	0-1-0		1-6-0		2-7-0						
3-1-0	0-0-0	0-0-0		NEUTRAL	0-0-0		0-1-0		3-0-0						
<hr/>															
2-5-0	0-0-0	0-0-0		CONFERENCE	0-0-0		0-3-0		2-2-0						
0-0-0	0-0-0	0-0-0		HOME	0-0-0		0-0-0		0-0-0						
2-5-0	0-0-0	0-0-0		AWAY	0-0-0		0-3-0		2-2-0						
0-0-0	0-0-0	0-0-0		NEUTRAL	0-0-0		0-0-0		0-0-0						
<hr/>															
RPI S	Opponent	Score	RPI S	Opponent	Score	RPI S	Opponent	Score	RPI S	Opponent	Score				
						66 A	Michigan	5	12	111 A	North Florida	4	10		
						111 A	North Florida	2	11						
						111 A	North Florida	10	1						
						115 A	Ball St.	3	10						
						115 A	Ball St.	5	8						
						115 A	Ball St.	15	20						
						118 A	South Fla.	9	10						
						118 A	South Fla.	6	9						
						118 A	South Fla.	6	7						
						147 A	Michigan St.	2	3						
						147 N	Michigan St.	2	5						
						165 A	Kent St.	11	1						
						165 A	Kent St.	3	15						
						165 A	Kent St.	5	9						
						188 A	Lipscomb	17	5						
						188 A	Lipscomb	5	13						
						201 A	Toledo	6	3						
						212 A	Belmont	1	2						
						243 A	Butler	2	1						
						243 A	Butler	0	10						
						243 A	Butler	4	7						
						LAST 10 GAMES						266 N	St. Bonaventure	8	3
												270 A	Southeast Mo. St.	1	5
												270 A	Southeast Mo. St.	4	8
270 A	Southeast Mo. St.	8	9												
285 N	Georgetown	22	1												
288 N	Villanova	11	2												

Non-Div. I Games:

Western Mich.

Average RPI Win: 190		WON-LOST	WINNING	LAST 10	STRENGTH OF		OPP. STRENGTH	TEAM	ADJ		CONF.	ADJ CONF.					
Average RPI Loss: 133		RECORD	PCT. RANK	GAMES	SCHEDULE		OF SCHEDULE	RPI	RPI		RPI	RPI					
DIV. I ONLY		15-17-0	.46875	166	6-4-0		259	106	242		.44015	242	14	14			
DIV. I NON-CONF.		11-15-0	.42308	184	2-2-0		237	81	247		.43955	247	17	17			
TOTALS		RPI 1-25	RPI 26-50		W-L RECORDS		RPI 51-100		RPI 101-150		RPI 150+						
15-17-0		1-1-0	0-2-0		OVERALL		1-5-0		2-2-0		11-7-0						
11-12-0		0-0-0	0-1-0		HOME		1-4-0		2-2-0		8-5-0						
4-4-0		1-1-0	0-1-0		AWAY		0-0-0		0-0-0		3-2-0						
0-1-0		0-0-0	0-0-0		NEUTRAL		0-1-0		0-0-0		0-0-0						
11-15-0		1-1-0	0-2-0		NON-CONFERENCE		1-5-0		2-2-0		7-5-0						
9-11-0		0-0-0	0-1-0		HOME		1-4-0		2-2-0		6-4-0						
2-3-0		1-1-0	0-0-		AWAY		0-0-0		0-0-0		1-1-0						
0-1-0		0-0-0	0-0-0		NEUTRAL		0-1-0		0-0-0		0-0-0						
4-2-0		0-0-0	0-0-0		CONFERENCE		0-0-0		0-0-0		4-2-0						
2-1-0		0-0-0	0-0-0		HOME		0-0-0		0-0-0		2-1-0						
2-1-0		0-0-0	0-0-0		AWAY		0-0-0		0-0-0		2-1-0						
0-0-0		0-0-0	0-0-0		NEUTRAL		0-0-0		0-0-0		0-0-0						
RPI	S	Opponent		Score		RPI	S	Opponent		Score		RPI	S	Opponent		Score	
8	A	Texas Tech		4	5	33	A	UCF		2	10	54	H	Virginia Tech		0	5
8	A	Texas Tech		7	5	33	H	UCF		4	13	61	H	Sam Houston St.		3	4
												66	N	Michigan		6	16
												69	H	Maryland		4	8
												69	H	Maryland		12	7
												69	H	Maryland		0	7

Non-Div. I Games:

Stetson

Average RPI Win: 235 Average RPI Loss: 157		WON-LOST RECORD	WINNING PCT. RANK	LAST 10 GAMES	STRENGTH OF SCHEDULE	OPP. STRENGTH OF SCHEDULE	TEAM RPI	ADJ RPI	CONF. RPI	ADJ CONF. RPI	
DIV. I ONLY		16-13-0	.55172 115	5-5-0	291	221	243	.43998 243	17	17	
DIV. I NON-CONF.		15-11-0	.57692 110	4-3-0	296	249	248	.43635 248	16	16	
TOTALS		RPI 1-25	RPI 26-50	W-L RECORDS	RPI 51-100	RPI 101-150	RPI 150+				
16-13-0	0-0-0	1-3-0	OVERALL	0-0-0	2-3-0	13-7-0					
7-4-0	0-0-0	1-2-0	HOME	0-0-0	1-1-0	5-1-0					
4-6-0	0-0-0	0-1-0	AWAY	0-0-0	0-2-0	4-3-0					
5-3-0	0-0-0	0-0-0	NEUTRAL	0-0-0	1-0-0	4-3-0					
15-11-0	0-0-0	0-1-0	NON-CONFERENCE	0-0-0	2-3-0	13-7-0					
6-2-0	0-0-0	0-0-0	HOME	0-0-0	1-1-0	5-1-0					
4-6-0	0-0-0	0-0-	AWAY	0-0-0	0-2-0	4-3-0					
5-3-0	0-0-0	0-0-0	NEUTRAL	0-0-0	1-0-0	4-3-0					
1-2-0	0-0-0	1-2-0	CONFERENCE	0-0-0	0-0-0	0-0-0					
1-2-0	0-0-0	1-2-0	HOME	0-0-0	0-0-0	0-0-0					
0-0-0	0-0-0	0-0-0	AWAY	0-0-0	0-0-0	0-0-0					
0-0-0	0-0-0	0-0-0	NEUTRAL	0-0-0	0-0-0	0-0-0					
RPI S	Opponent	Score	RPI S	Opponent	Score	RPI S	Opponent	Score	RPI S	Opponent	Score
			31 A	Indiana	3 9		115 A	Ball St.	5 12		
			41 H	St. John's (NY)	11 7		119 H	Eastern Ill.	0 2		
			41 H	St. John's (NY)	4 5		135 N	Central Mich.	5 1		
			41 H	St. John's (NY)	1 4		136 H	Southern Ill.	5 4		
							138 A	Dayton	1 6		
							163 A	New Orleans	1 2		
							169 N	Rutgers	2 3		
							223 N	Pittsburgh	3 4		
							227 N	Hofstra	10 5		
							235 A	Valparaiso	6 4		
							235 A	Valparaiso	2 5		
							235 A	Valparaiso	9 2		
							241 H	Western Mich.	7 4		
							241 H	Western Mich.	10 0		
							241 H	Western Mich.	1 2		
							261 A	North Ala.	5 8		
							269 N	Rider	14 3		
							269 N	Rider	4 9		
							269 N	Rider	9 2		
							276 A	Northern Ky.	9 2		
							289 H	Purdue Fort Wayne	7 1		
							289 H	Purdue Fort Wayne	18 3		
							289 H	Purdue Fort Wayne	16 0		
							295 A	Alabama A&M	6 1		
							299 N	Saint Peter's	21 7		
LAST 10 GAMES											
			41 H	St. John's (NY)	4 5		138 A	Dayton	1 6		
			41 H	St. John's (NY)	11 7		136 H	Southern Ill.	5 4		
			269 N	Rider	9 2		276 A	Northern Ky.	9 2		
			115 A	Ball St.	5 12		235 A	Valparaiso	9 2		
			41 H	St. John's (NY)	1 4		235 A	Valparaiso	2 5		

Non-Div. I Games: Anderson (IN) 5 2

Butler

Average RPI Win:	261	WON-LOST	WINNING	LAST 10	STRENGTH OF	OPP. STRENGTH	TEAM	ADJ	CONF.	ADJ CONF.	
Average RPI Loss:	196	RECORD	PCT. RANK	GAMES	SCHEDULE	OF SCHEDULE	RPI	RPI	RPI	RPI	
DIV. I ONLY	15-17-0	.46875	166	3-7-0	263	284	244	.43997	244	20	20
DIV. I NON-CONF.	14-9-0	.6087	93	2-1-0	280	293	219	.45914	218	24	24
<hr/>											
TOTALS	RPI 1-25	RPI 26-50		W-L RECORDS		RPI 51-100		RPI 101-150		RPI 150+	
15-17-0	0-0-0	0-0-0		OVERALL		0-3-0		1-3-0		14-11-0	
8-6-0	0-0-0	0-0-0		HOME		0-3-0		0-0-0		8-3-0	
7-11-0	0-0-0	0-0-0		AWAY		0-0-0		1-3-0		6-8-0	
0-0-0	0-0-0	0-0-0		NEUTRAL		0-0-0		0-0-0		0-0-0	
14-9-0	0-0-0	0-0-0		NON-CONFERENCE		0-0-0		1-3-0		13-6-0	
8-3-0	0-0-0	0-0-0		HOME		0-0-0		0-0-0		8-3-0	
6-6-0	0-0-0	0-0-		AWAY		0-0-0		1-3-0		5-3-0	
0-0-0	0-0-0	0-0-0		NEUTRAL		0-0-0		0-0-0		0-0-0	
1-8-0	0-0-0	0-0-0		CONFERENCE		0-3-0		0-0-0		1-5-0	
0-3-0	0-0-0	0-0-0		HOME		0-3-0		0-0-0		0-0-0	
1-5-0	0-0-0	0-0-0		AWAY		0-0-0		0-0-0		1-5-0	
0-0-0	0-0-0	0-0-0		NEUTRAL		0-0-0		0-0-0		0-0-0	
RPI	S	Opponent	Score	RPI	S	Opponent	Score	RPI	S	Opponent	Score
						52 H VCU	2 11	127 A		New Mexico St.	9 8
						52 H VCU	4 28	127 A		New Mexico St.	5 16
						52 H VCU	6 9	127 A		New Mexico St.	3 7
								127 A		New Mexico St.	1 6
								202 A		Delaware	4 2
								208 A		Davidson	3 11
								208 A		Davidson	0 6
								208 A		Davidson	8 16
								245 H		Albany (NY)	5 6
								245 H		Albany (NY)	9 0
								245 H		Albany (NY)	13 6
								266 A		St. Bonaventure	10 5
								266 A		St. Bonaventure	5 14
								266 A		St. Bonaventure	2 3
								269 H		Rider	11 12
								269 H		Rider	6 7
								269 H		Rider	3 0
								269 H		Rider	7 5
								274 A		Lehigh	14 6
								278 A		Charleston So.	5 4
								278 A		Charleston So.	6 3
								278 A		Charleston So.	3 7
								286 A		Delaware St.	7 4
								286 H		Delaware St.	12 2
								288 A		Villanova	0 1
								288 A		Villanova	6 8
								288 H		Villanova	8 7
				LAST 10 GAMES							
				274 A		Lehigh	14 6	269 H		Rider	6 7
				266 A		St. Bonaventure	2 3	269 H		Rider	3 0
				266 A		St. Bonaventure	5 14	127 A		New Mexico St.	3 7
				245 H		Albany (NY)	13 6	245 H		Albany (NY)	9 0
				269 H		Rider	7 5	52 H		VCU	4 28

Non-Div. I Games:

La Salle

RPI	S	Opponent	Score	
298	H	Fairleigh Dickinson	19	9
299	H	Saint Peter's	14	4

La Salle

L
a
S
a
l
l
e

L
a
S
a
l
l
e

Average RPI Win:	217	WON-LOST RECORD	WINNING PCT. RANK	LAST 10 GAMES		STRENGTH OF SCHEDULE	OPP. STRENGTH OF SCHEDULE	TEAM RPI	ADJ RPI	CONF. RPI	ADJ CONF. RPI
DIV. I ONLY		12-15-0	.44444 184	6-4-0		286	256	245	.43922 245	22	22
DIV. I NON-CONF.		8-10-0	.44444 173	3-1-0		287	288	237	.44469 237	18	18
<hr/>											
TOTALS	RPI 1-25		RPI 26-50		W-L RECORDS		RPI 51-100		RPI 101-150		RPI 150+
12-15-0	0-0-0		0-1-0		OVERALL		1-0-0		1-0-0		10-14-0
1-2-0	0-0-0		0-0-0		HOME		0-0-0		0-0-0		1-2-0
9-11-0	0-0-0		0-1-0		AWAY		1-0-0		0-0-0		8-10-0
2-2-0	0-0-0		0-0-0		NEUTRAL		0-0-0		1-0-0		1-2-0
8-10-0	0-0-0		0-1-0		NON-CONFERENCE		1-0-0		1-0-0		6-9-0
0-0-0	0-0-0		0-0-0		HOME		0-0-0		0-0-0		0-0-0
6-8-0	0-0-0		0-0-		AWAY		1-0-0		0-0-0		5-7-0
2-2-0	0-0-0		0-0-0		NEUTRAL		0-0-0		1-0-0		1-2-0
4-5-0	0-0-0		0-0-0		CONFERENCE		0-0-0		0-0-0		4-5-0
1-2-0	0-0-0		0-0-0		HOME		0-0-0		0-0-0		1-2-0
3-3-0	0-0-0		0-0-0		AWAY		0-0-0		0-0-0		3-3-0
0-0-0	0-0-0		0-0-0		NEUTRAL		0-0-0		0-0-0		0-0-0
RPI S	Opponent	Score	RPI S	Opponent	Score	RPI S	Opponent	Score	RPI S	Opponent	Score
			41 A	St. John's (NY)	4 5	95 A	Marist	10 2	141 N	Massachusetts	7 6
									164 H	Binghamton	4 3
									164 H	Binghamton	3 15
									164 H	Binghamton	1 11
									206 A	Hartford	6 7
									206 A	Hartford	5 6
									206 A	Hartford	8 6
									215 A	UMass Lowell	11 3
									215 A	UMass Lowell	8 11
									215 A	UMass Lowell	5 2
									225 N	Coppin St.	3 15
									225 N	Coppin St.	2 6
									225 N	Coppin St.	4 0
									231 A	Manhattan	5 2
									231 A	Manhattan	4 6
									231 A	Manhattan	3 5
									238 A	Central Conn. St.	6 9
									244 A	La Salle	6 13
									244 A	La Salle	0 9
									244 A	La Salle	6 5
									282 A	Iona	5 4
									290 A	Longwood	0 9
									290 A	Longwood	13 2
									290 A	Longwood	6 8
									299 A	Saint Peter's	9 7
LAST 10 GAMES											
231 A	Manhattan	5 2	215 A	UMass Lowell	11 3	290 A	Longwood	0 9	290 A	Longwood	6 8
299 A	Saint Peter's	9 7	206 A	Hartford	5 6	244 A	La Salle	0 9			
244 A	La Salle	6 13	244 A	La Salle	0 9						
225 N	Coppin St.	4 0	164 H	Binghamton	1 11						
231 A	Manhattan	4 6									

Non-Div. I Games:

Albany (NY)

Average RPI Win:		246	WON-LOST		WINNING		LAST 10		STRENGTH OF		OPP. STRENGTH		TEAM		ADJ		CONF.		ADJ CONF.	
Average RPI Loss:		146	RECORD		PCT. RANK		GAMES		SCHEDULE		OF SCHEDULE		RPI		RPI		RPI		RPI	
DIV. I ONLY			8-21-0		.27586		265		5-5-0		182		262		246		.43545		246	
DIV. I NON-CONF.			1-13-0		.07143		293		0-3-0		8		128		216		.45805		219	
TOTALS		RPI 1-25		RPI 26-50		W-L RECORDS		RPI 51-100		RPI 101-150		RPI 150+								
8-21-0		0-2-0		0-1-0		OVERALL		0-3-0		1-7-0		7-8-0								
2-4-0		0-0-0		0-0-0		HOME		0-0-0		0-0-0		2-4-0								
5-14-0		0-2-0		0-1-0		AWAY		0-3-0		0-4-0		5-4-0								
1-3-0		0-0-0		0-0-0		NEUTRAL		0-0-0		1-3-0		0-0-0								
1-13-0		0-2-0		0-1-0		NON-CONFERENCE		0-3-0		1-7-0		0-0-0								
0-0-0		0-0-0		0-0-0		HOME		0-0-0		0-0-0		0-0-0								
0-10-0		0-2-0		0-0-		AWAY		0-3-0		0-4-0		0-0-0								
1-3-0		0-0-0		0-0-0		NEUTRAL		0-0-0		1-3-0		0-0-0								
7-8-0		0-0-0		0-0-0		CONFERENCE		0-0-0		0-0-0		7-8-0								
2-4-0		0-0-0		0-0-0		HOME		0-0-0		0-0-0		2-4-0								
5-4-0		0-0-0		0-0-0		AWAY		0-0-0		0-0-0		5-4-0								
0-0-0		0-0-0		0-0-0		NEUTRAL		0-0-0		0-0-0		0-0-0								
RPI	S	Opponent		Score		RPI	S	Opponent		Score		RPI	S	Opponent		Score				
9	A	LSU		5	16	47	A	Oklahoma		2	10	55	A	Baylor		3	13			
23	A	Texas		3	17							55	A	Baylor		2	3			
												92	A	Tulane		1	13			
												103	N	Kansas		1	7			
												103	N	Kansas		8	3			
												103	N	Kansas		13	19			
												103	N	Kansas		0	1			
												127	A	New Mexico St.		2	20			
												127	A	New Mexico St.		8	24			
												127	A	New Mexico St.		6	38			
												127	A	New Mexico St.		3	16			
												196	H	Southern U.		1	0			
												196	H	Southern U.		7	8			
												196	H	Southern U.		0	1			
												250	A	Grambling		2	12			
												250	A	Grambling		2	6			
												250	A	Grambling		7	3			
												250	H	Grambling		4	8			
												250	H	Grambling		2	7			
												250	H	Grambling		11	8			
												291	A	Ark.-Pine Bluff		6	3			
												291	A	Ark.-Pine Bluff		2	14			
												291	A	Ark.-Pine Bluff		9	6			
												292	A	Prairie View		3	5			
												292	A	Prairie View		34	2			
												292	A	Prairie View		7	5			
LAST 10 GAMES																				
						250	H	Grambling		4	8	127	A	New Mexico St.		6	38			
						250	H	Grambling		2	7	103	N	Kansas		8	3			
						250	A	Grambling		2	6	47	A	Oklahoma		2	10			
						250	A	Grambling		7	3	250	H	Grambling		11	8			
						103	N	Kansas		1	7	291	A	Ark.-Pine Bluff		9	6			
Non-Div. I Games:		Wiley		5	1	Huston-Tillotson		15	8	Huston-Tillotson		2	3	Wiley		11	6			
																		Texas Southern		

Average RPI Win:	218	WON-LOST RECORD	WINNING PCT. RANK	LAST 10 GAMES	STRENGTH OF SCHEDULE	OPP. STRENGTH OF SCHEDULE	TEAM RPI	ADJ RPI	CONF. RPI	ADJ CONF. RPI	
Average RPI Loss:	189										
DIV. I ONLY	10-18-0	.35714	233	5-5-0	216	278	248	.4342	247	29	29
DIV. I NON-CONF.	7-12-0	.36842	206	3-1-0	215	273	212	.46306	212	29	29
<hr/>											
TOTALS	RPI 1-25	RPI 26-50		W-L RECORDS	RPI 51-100		RPI 101-150		RPI 150+		
10-18-0	1-0-0	0-0-0		OVERALL	1-2-0		0-4-0		8-12-0		
4-5-0	0-0-0	0-0-0		HOME	1-2-0		0-0-0		3-3-0		
5-11-0	1-0-0	0-0-0		AWAY	0-0-0		0-4-0		4-7-0		
1-2-0	0-0-0	0-0-0		NEUTRAL	0-0-0		0-0-0		1-2-0		
<hr/>											
7-12-0	1-0-0	0-0-0		NON-CONFERENCE	0-0-0		0-4-0		6-8-0		
2-1-0	0-0-0	0-0-0		HOME	0-0-0		0-0-0		2-1-0		
5-11-0	1-0-0	0-0-		AWAY	0-0-0		0-4-0		4-7-0		
0-0-0	0-0-0	0-0-0		NEUTRAL	0-0-0		0-0-0		0-0-0		
<hr/>											
3-6-0	0-0-0	0-0-0		CONFERENCE	1-2-0		0-0-0		2-4-0		
2-4-0	0-0-0	0-0-0		HOME	1-2-0		0-0-0		1-2-0		
0-0-0	0-0-0	0-0-0		AWAY	0-0-0		0-0-0		0-0-0		
1-2-0	0-0-0	0-0-0		NEUTRAL	0-0-0		0-0-0		1-2-0		
<hr/>											
RPI	S	Opponent	Score	RPI	S	Opponent	Score	RPI	S	Opponent	Score
5	A	Georgia	1 0					73	H	Bryant	2 10
								73	H	Bryant	2 4
								73	H	Bryant	5 4
								130	A	ETSU	3 10
								130	A	ETSU	2 7
								130	A	ETSU	2 7
								140	A	Stony Brook	3 9
								158	A	FGCU	1 10
								158	A	FGCU	1 9
								158	A	FGCU	0 10
								176	H	Fairfield	4 3
								218	A	Lamar University	2 6
								218	A	Lamar University	1 2
								218	A	Lamar University	4 8
								227	A	Hofstra	10 1
								231	H	Manhattan	2 3
								253	N	Sacred Heart	3 2
								253	N	Sacred Heart	3 4
								253	N	Sacred Heart	5 6
								269	A	Rider	5 6
								282	H	Iona	16 8
								288	A	Villanova	11 3
								288	A	Villanova	3 0
								288	A	Villanova	4 1
								297	H	Mt. St. Mary's	5 9
								297	H	Mt. St. Mary's	5 1
								297	H	Mt. St. Mary's	3 5
LAST 10 GAMES								297	H	Mt. St. Mary's	5 9
				297	H	Mt. St. Mary's	3 5	218	A	Lamar University	4 8
				297	H	Mt. St. Mary's	5 1	218	A	Lamar University	1 2
				253	N	Sacred Heart	3 2	297	H	Mt. St. Mary's	5 9
				253	N	Sacred Heart	3 4	227	A	Hofstra	10 1
				176	H	Fairfield	4 3	73	H	Bryant	2 4

Non-Div. I Games:

LIU Brooklyn

Average RPI Win: 250		WON-LOST RECORD	WINNING PCT. RANK	LAST 10 GAMES	STRENGTH OF SCHEDULE	OPP. STRENGTH OF SCHEDULE	TEAM RPI	ADJ RPI	CONF. RPI	ADJ CONF. RPI									
Average RPI Loss: 146																			
DIV. I ONLY		11-18-1	.38333	222	5-5-0	265	236	249	.43376	248	28	28							
DIV. I NON-CONF.		9-14-1	.39583	195	3-1-0	209	251	211	.46335	211	27	27							
<hr/>																			
TOTALS		RPI 1-25		RPI 26-50		W-L RECORDS		RPI 51-100		RPI 101-150		RPI 150+							
11-18-1		1-2-0		0-0-0		OVERALL		0-6-0		0-3-0		10-7-1							
3-5-0		0-0-0		0-0-0		HOME		0-3-0		0-0-0		3-2-0							
8-9-1		1-2-0		0-0-0		AWAY		0-3-0		0-0-0		7-4-1							
0-4-0		0-0-0		0-0-0		NEUTRAL		0-0-0		0-3-0		0-1-0							
9-14-1		1-2-0		0-0-0		NON-CONFERENCE		0-3-0		0-3-0		8-6-1							
3-2-0		0-0-0		0-0-0		HOME		0-0-0		0-0-0		3-2-0							
6-8-1		1-2-0		0-0-		AWAY		0-3-0		0-0-0		5-3-1							
0-4-0		0-0-0		0-0-0		NEUTRAL		0-0-0		0-3-0		0-1-0							
2-4-0		0-0-0		0-0-0		CONFERENCE		0-3-0		0-0-0		2-1-0							
0-3-0		0-0-0		0-0-0		HOME		0-3-0		0-0-0		0-0-0							
2-1-0		0-0-0		0-0-0		AWAY		0-0-0		0-0-0		2-1-0							
0-0-0		0-0-0		0-0-0		NEUTRAL		0-0-0		0-0-0		0-0-0							
RPI	S	Opponent		Score		RPI	S	Opponent		Score		RPI	S	Opponent		Score			
11	A	East Carolina		1	3			68	A	Fla. Atlantic		5	8	137	N	Penn St.		0	1
11	A	East Carolina		8	5			68	A	Fla. Atlantic		4	11	137	N	Penn St.		0	7
11	A	East Carolina		0	10			68	A	Fla. Atlantic		4	9	137	N	Penn St.		4	6
								95	H	Marist		5	6	169	A	Rutgers		1	2
								95	H	Marist		1	6	179	A	Richmond		6	6
								95	H	Marist		3	4	224	H	Wagner		4	13
														224	H	Wagner		6	2
														227	A	Hofstra		1	4
														227	H	Hofstra		3	2
														234	H	Seton Hall		2	12
														271	A	George Mason		7	3
														271	A	George Mason		7	10
														271	A	George Mason		9	3
														272	H	Princeton		11	6
														274	N	Lehigh		2	8
														290	A	Longwood		17	3
														293	A	UMES		11	3
														293	A	UMES		3	0
														299	A	Saint Peter's		27	1
														299	A	Saint Peter's		18	4
														299	A	Saint Peter's		0	3
LAST 10 GAMES																			
234	H	Seton Hall		2	12	95	H	Marist		5	6								
		95 H Marist		1	6	272	H	Princeton		11	6								
		299 A Saint Peter's		18	4	299	A	Saint Peter's		0	3								
		227 A Hofstra		1	4	299	A	Saint Peter's		27	1								
		95 H Marist		3	4	227	H	Hofstra		3	2								

Non-Div. I Games:

Monmouth

Average RPI Win: 215		WON-LOST	WINNING	LAST 10	STRENGTH OF		OPP. STRENGTH	TEAM	ADJ	CONF.	ADJ CONF.
Average RPI Loss: 179		RECORD	PCT. RANK	GAMES	SCHEDULE		OF SCHEDULE	RPI	RPI	RPI	RPI
DIV. I ONLY		14-18-0	.4375	188	5-5-0		249	223	250	.43373	249
DIV. I NON-CONF.		6-11-0	.35294	208	2-3-0		192	147	242	.44194	242
TOTALS		RPI 1-25	RPI 26-50		W-L RECORDS		RPI 51-100		RPI 101-150		RPI 150+
14-18-0	0-1-0	0-0-0		OVERALL		1-2-0		0-2-0		13-13-0	
10-11-0	0-1-0	0-0-0		HOME		0-2-0		0-1-0		10-7-0	
4-7-0	0-0-0	0-0-0		AWAY		1-0-0		0-1-0		3-6-0	
0-0-0	0-0-0	0-0-0		NEUTRAL		0-0-0		0-0-0		0-0-0	
6-11-0	0-1-0	0-0-0		NON-CONFERENCE		1-2-0		0-2-0		5-6-0	
4-8-0	0-1-0	0-0-0		HOME		0-2-0		0-1-0		4-4-0	
2-3-0	0-0-0	0-0-0		AWAY		1-0-0		0-1-0		1-2-0	
0-0-0	0-0-0	0-0-0		NEUTRAL		0-0-0		0-0-0		0-0-0	
8-7-0	0-0-0	0-0-0		CONFERENCE		0-0-0		0-0-0		8-7-0	
6-3-0	0-0-0	0-0-0		HOME		0-0-0		0-0-0		6-3-0	
2-4-0	0-0-0	0-0-0		AWAY		0-0-0		0-0-0		2-4-0	
0-0-0	0-0-0	0-0-0		NEUTRAL		0-0-0		0-0-0		0-0-0	
RPI S	Opponent	Score		RPI S	Opponent	Score		RPI S	Opponent	Score	
19 H	NC State	10	11					56 A	Campbell	7	4
								56 H	Campbell	1	3
								80 H	Duke	5	7
								149 A	Presbyterian	5	6
								149 H	Presbyterian	3	9
								157 A	High Point	4	6
								157 H	High Point	1	10
								168 H	Canisius	5	2
								168 H	Canisius	3	8
								168 H	Canisius	9	0
								181 H	N.C. A&T	3	10
								181 H	N.C. A&T	4	3
								181 H	N.C. A&T	4	7
								182 H	Lafayette	1	2
								182 H	Lafayette	9	1
								182 H	Lafayette	10	16
								198 A	Appalachian St.	0	13
								208 A	Davidson	9	6
								208 H	Davidson	10	9
								251 A	Bethune-Cookman	15	5
								251 A	Bethune-Cookman	2	12
								251 A	Bethune-Cookman	8	7
								256 H	Norfolk St.	5	4
								265 H	Florida A&M	7	4
								265 H	Florida A&M	9	8
								265 H	Florida A&M	8	5
								275 A	Savannah St.	3	5
								275 A	Savannah St.	3	4
								275 A	Savannah St.	1	4
								286 H	Delaware St.	4	1
LAST 10 GAMES								208 H	Davidson	10	9
				251 A	Bethune-Cookman	8	7	56 H	Campbell	1	3
				251 A	Bethune-Cookman	2	12	265 H	Florida A&M	8	5
				286 H	Delaware St.	4	1	265 H	Florida A&M	9	8
				80 H	Duke	5	7	265 H	Florida A&M	7	4
				208 A	Davidson	9	6				

Non-Div. I Games:

N.C. Central

RPI	S	Opponent	Score
286	H	Delaware St.	3 4

N.C. Central

N
.
C
.
C
e
n
t
r
a
l

N
.
C
.
C
e
n
t
r
a
l

Average RPI Win: 257		WON-LOST	WINNING	LAST 10	STRENGTH OF		OPP. STRENGTH	TEAM	ADJ	CONF.	ADJ CONF.																		
Average RPI Loss: 181		RECORD	PCT. RANK	GAMES	SCHEDULE		OF SCHEDULE	RPI	RPI	RPI	RPI																		
DIV. I ONLY		13-17-0	.43333	192	4-6-0		277	249	247	.43371	250	31	31																
DIV. I NON-CONF.		2-8-0	.2	271	1-4-0		104	74	201	.46816	202	30	30																
<hr/>																													
TOTALS		RPI 1-25		RPI 26-50		W-L RECORDS		RPI 51-100		RPI 101-150		RPI 150+																	
13-17-0		0-2-0		0-0-0		OVERALL		0-0-0		0-0-0		13-15-0																	
6-2-0		0-0-0		0-0-0		HOME		0-0-0		0-0-0		6-2-0																	
5-14-0		0-2-0		0-0-0		AWAY		0-0-0		0-0-0		5-12-0																	
2-1-0		0-0-0		0-0-0		NEUTRAL		0-0-0		0-0-0		2-1-0																	
2-8-0		0-2-0		0-0-0		NON-CONFERENCE		0-0-0		0-0-0		2-6-0																	
0-0-0		0-0-0		0-0-0		HOME		0-0-0		0-0-0		0-0-0																	
1-8-0		0-2-0		0-0-		AWAY		0-0-0		0-0-0		1-6-0																	
1-0-0		0-0-0		0-0-0		NEUTRAL		0-0-0		0-0-0		1-0-0																	
11-9-0		0-0-0		0-0-0		CONFERENCE		0-0-0		0-0-0		11-9-0																	
6-2-0		0-0-0		0-0-0		HOME		0-0-0		0-0-0		6-2-0																	
4-6-0		0-0-0		0-0-0		AWAY		0-0-0		0-0-0		4-6-0																	
1-1-0		0-0-0		0-0-0		NEUTRAL		0-0-0		0-0-0		1-1-0																	
RPI	S	Opponent		Score		RPI	S	Opponent		Score		RPI	S	Opponent		Score													
9	A	LSU		0	9							151	A	Abilene Christian		4	7												
17	A	Mississippi St.		1	18							151	A	Abilene Christian		5	23												
												151	A	Abilene Christian		8	7												
												153	A	Nicholls St.		5	16												
												153	A	Nicholls St.		2	7												
												153	A	Nicholls St.		1	6												
												162	A	SFA		2	6												
												195	N	Eastern Ky.		7	4												
												196	A	Southern U.		13	15												
												196	A	Southern U.		8	18												
												196	A	Southern U.		8	13												
												196	N	Southern U.		5	6												
												246	A	Texas Southern		8	4												
												246	A	Texas Southern		7	2												
												246	A	Texas Southern		8	11												
												246	H	Texas Southern		3	7												
												246	H	Texas Southern		12	2												
												246	H	Texas Southern		6	2												
												255	N	Alabama St.		3	1												
												283	A	Jackson St.		2	10												
												283	H	Jackson St.		2	4												
												291	H	Ark.-Pine Bluff		4	1												
												291	H	Ark.-Pine Bluff		5	4												
												291	H	Ark.-Pine Bluff		11	0												
												292	A	Prairie View		13	11												
												292	A	Prairie View		9	1												
												292	A	Prairie View		15	18												
						LAST 10 GAMES																							
						246 A Texas Southern						8	4	153 A Nicholls St.						5	16	291 H Ark.-Pine Bluff						5	4
						246 A Texas Southern						7	2	162 A SFA						2	6	291 H Ark.-Pine Bluff						11	0
						246 H Texas Southern						6	2	246 A Texas Southern						8	11	292 A Prairie View						13	11
						246 H Texas Southern						3	7	9 A LSU						0	9	292 A Prairie View						9	1
						153 A Nicholls St.						2	7	151 A Abilene Christian						8	7	292 A Prairie View						15	18

Non-Div. I Games: Wiley 3 5 Wiley 8 3

Grambling

RPI	S	Opponent	Score	
296	H	Alcorn	8	7

Grambling

G
r
a
m
b
l
i
n
g

G
r
a
m
b
l
i
n
g

Average RPI Win: 203		WON-LOST RECORD	WINNING PCT. RANK		LAST 10 GAMES	STRENGTH OF SCHEDULE		OPP. STRENGTH OF SCHEDULE		TEAM RPI	ADJ RPI		CONF. RPI	ADJ CONF. RPI					
Average RPI Loss: 168																			
DIV. I ONLY		13-21-0	.38235	223	4-6-0	190		225		251	.43357	251	30	30					
DIV. I NON-CONF.		7-15-0	.31818	225	1-6-0	140		194		232	.44935	232	31	31					
TOTALS		RPI 1-25		RPI 26-50		W-L RECORDS		RPI 51-100		RPI 101-150		RPI 150+							
13-21-0	0-0-0			0-0-0	OVERALL		2-5-0		1-2-0		10-14-0								
11-14-0	0-0-0			0-0-0	HOME		2-2-0		0-2-0		9-10-0								
2-7-0	0-0-0			0-0-0	AWAY		0-3-0		1-0-0		1-4-0								
0-0-0	0-0-0			0-0-0	NEUTRAL		0-0-0		0-0-0		0-0-0								
7-15-0	0-0-0			0-0-0	NON-CONFERENCE		2-5-0		1-2-0		4-8-0								
5-8-0	0-0-0			0-0-0	HOME		2-2-0		0-2-0		3-4-0								
2-7-0	0-0-0			0-0-	AWAY		0-3-0		1-0-0		1-4-0								
0-0-0	0-0-0			0-0-0	NEUTRAL		0-0-0		0-0-0		0-0-0								
6-6-0	0-0-0			0-0-0	CONFERENCE		0-0-0		0-0-0		6-6-0								
6-6-0	0-0-0			0-0-0	HOME		0-0-0		0-0-0		6-6-0								
0-0-0	0-0-0			0-0-0	AWAY		0-0-0		0-0-0		0-0-0								
0-0-0	0-0-0			0-0-0	NEUTRAL		0-0-0		0-0-0		0-0-0								
RPI	S	Opponent	Score	RPI	S	Opponent	Score	RPI	S	Opponent	Score	RPI	S	Opponent	Score				
								53	A	Wichita St.	4	11		111	A	North Florida	6	2	
								53	A	Wichita St.	0	2		111	H	North Florida	1	3	
								53	A	Wichita St.	0	7		118	H	South Fla.	4	7	
								63	H	Jacksonville	5	7		158	A	FGCU	3	23	
								74	H	Boston College	8	7		158	A	FGCU	6	3	
								74	H	Boston College	8	4		158	A	FGCU	5	12	
								74	H	Boston College	5	14		173	A	FIU	2	9	
														181	H	N.C. A&T	7	8	
														181	H	N.C. A&T	2	7	
														181	H	N.C. A&T	0	3	
														190	H	Ohio St.	9	16	
														190	H	Ohio St.	0	6	
														190	H	Ohio St.	4	3	
														190	H	Ohio St.	8	3	
														242	A	Stetson	3	10	
														242	H	Stetson	3	2	
														249	H	N.C. Central	7	8	
														249	H	N.C. Central		12	2
														249	H	N.C. Central	5	15	
														265	H	Florida A&M	3	6	
														265	H	Florida A&M	7	1	
														265	H	Florida A&M	7	6	
														275	H	Savannah St.	13	0	
														275	H	Savannah St.	8	5	
														275	H	Savannah St.	10	9	
														295	H	Alabama A&M	2	8	
														295	H	Alabama A&M	4	7	

Non-Div. I Games:

Bethune-Cookman

Average RPI Win: 237		WON-LOST RECORD	WINNING PCT. RANK		LAST 10 GAMES	STRENGTH OF SCHEDULE	OPP. STRENGTH OF SCHEDULE	TEAM RPI	ADJ RPI		CONF. RPI	ADJ CONF. RPI
Average RPI Loss: 168												
DIV. I ONLY		7-21-0	.25	274	7-3-0	198	269	252	.43018	252	25	25
DIV. I NON-CONF.		1-15-0	.0625	294	1-1-0	65	285	276	.41558	276	21	21
<hr/>												
TOTALS		RPI 1-25		RPI 26-50		W-L RECORDS		RPI 51-100		RPI 101-150		RPI 150+
7-21-0		0-0-0		0-0-0		OVERALL		0-0-0		0-11-0		7-10-0
2-2-0		0-0-0		0-0-0		HOME		0-0-0		0-1-0		2-1-0
5-19-0		0-0-0		0-0-0		AWAY		0-0-0		0-10-0		5-9-0
0-0-0		0-0-0		0-0-0		NEUTRAL		0-0-0		0-0-0		0-0-0
1-15-0		0-0-0		0-0-0		NON-CONFERENCE		0-0-0		0-11-0		1-4-0
0-1-0		0-0-0		0-0-0		HOME		0-0-0		0-1-0		0-0-0
1-14-0		0-0-0		0-0-		AWAY		0-0-0		0-10-0		1-4-0
0-0-0		0-0-0		0-0-0		NEUTRAL		0-0-0		0-0-0		0-0-0
6-6-0		0-0-0		0-0-0		CONFERENCE		0-0-0		0-0-0		6-6-0
2-1-0		0-0-0		0-0-0		HOME		0-0-0		0-0-0		2-1-0
4-5-0		0-0-0		0-0-0		AWAY		0-0-0		0-0-0		4-5-0
0-0-0		0-0-0		0-0-0		NEUTRAL		0-0-0		0-0-0		0-0-0
RPI	S	Opponent	Score	RPI	S	Opponent	Score	RPI	S	Opponent	Score	
										114 A	Morehead St.	0 11
										114 A	Morehead St.	3 4
										114 A	Morehead St.	3 16
										114 A	Morehead St.	12 13
										126 A	Miami (OH)	3 14
										126 A	Miami (OH)	3 5
										126 A	Miami (OH)	2 10
										131 A	Western Caro.	8 9
										131 A	Western Caro.	2 12
										131 A	Western Caro.	9 21
										135 H	Central Mich.	10 24
										152 H	Milwaukee	3 1
										152 H	Milwaukee	12 5
										152 H	Milwaukee	1 15
										195 A	Eastern Ky.	10 16
										195 A	Eastern Ky.	1 2
										195 A	Eastern Ky.	6 11
										209 A	UIC	1 3
										209 A	UIC	2 4
										209 A	UIC	2 7
										262 A	Youngstown St.	8 0
										262 A	Youngstown St.	5 6
										262 A	Youngstown St.	7 5
										273 A	Bowling Green	3 6
										276 A	Northern Ky.	4 0
										276 A	Northern Ky.	2 3
										276 A	Northern Ky.	8 5
LAST 10 GAMES												
										114 A	Morehead St.	3 16
										131 A	Western Caro.	8 9
										131 A	Western Caro.	2 12
										135 H	Central Mich.	10 24
										152 H	Milwaukee	3 1

Non-Div. I Games:

Oakland

RPI	S	Opponent	Score	
280	A	Eastern Mich.	14	8

Oakland

O
a
k
l
a
n
d

O
a
k
l
a
n
d

Average RPI Win: 222		WON-LOST RECORD		WINNING PCT. RANK		LAST 10 GAMES		STRENGTH OF SCHEDULE		OPP. STRENGTH OF SCHEDULE		TEAM RPI		ADJ RPI		CONF. RPI		ADJ CONF. RPI	
Average RPI Loss: 171																			
DIV. I ONLY		10-19-0		.34483 238		4-6-0		262		230		253		.4293 253		29		29	
DIV. I NON-CONF.		5-15-0		.25 255		1-3-0		180		223		233		.44707 233		29		29	
TOTALS		RPI 1-25		RPI 26-50		W-L RECORDS		RPI 51-100		RPI 101-150		RPI 150+							
10-19-0		0-1-0		0-0-0		OVERALL		2-5-0		0-3-0		8-10-0							
1-4-0		0-0-0		0-0-0		HOME		0-0-0		0-1-0		1-3-0							
6-11-0		0-0-0		0-0-0		AWAY		2-5-0		0-2-0		4-4-0							
3-4-0		0-1-0		0-0-0		NEUTRAL		0-0-0		0-0-0		3-3-0							
5-15-0		0-1-0		0-0-0		NON-CONFERENCE		2-5-0		0-3-0		3-6-0							
0-2-0		0-0-0		0-0-0		HOME		0-0-0		0-1-0		0-1-0							
4-10-0		0-0-0		0-0-		AWAY		2-5-0		0-2-0		2-3-0							
1-3-0		0-1-0		0-0-0		NEUTRAL		0-0-0		0-0-0		1-2-0							
5-4-0		0-0-0		0-0-0		CONFERENCE		0-0-0		0-0-0		5-4-0							
1-2-0		0-0-0		0-0-0		HOME		0-0-0		0-0-0		1-2-0							
2-1-0		0-0-0		0-0-0		AWAY		0-0-0		0-0-0		2-1-0							
2-1-0		0-0-0		0-0-0		NEUTRAL		0-0-0		0-0-0		2-1-0							
RPI S	Opponent	Score		RPI S	Opponent	Score		RPI S	Opponent	Score		RPI S	Opponent	Score					
25 N	Illinois	0 4						79 A	William & Mary	7 3		140 A	Stony Brook	1 4					
								79 A	William & Mary	3 12		140 A	Stony Brook	9 12					
								89 A	Rhode Island	6 5		140 H	Stony Brook	1 8					
								99 A	Wake Forest	1 14		183 A	Fordham	3 12					
								100 A	South Alabama	2 11		183 H	Fordham	2 8					
								100 A	South Alabama	2 12		194 N	Saint Louis	7 9					
								100 A	South Alabama	1 16		206 A	Hartford	5 4					
												224 H	Wagner	11 8					
												224 H	Wagner	4 5					
												224 H	Wagner	4 7					
												242 A	Stetson	5 11					
												242 A	Stetson	5 8					
												242 A	Stetson	11 4					
												247 N	LIU Brooklyn	4 3					
												247 N	LIU Brooklyn	2 3					
												247 N	LIU Brooklyn	6 5					
												285 N	Georgetown	0 11					
												285 N	Georgetown	6 5					
												298 A	Fairleigh Dickinson	12 5					
												298 A	Fairleigh Dickinson	5 6					
												298 A	Fairleigh Dickinson	13 6					
LAST 10 GAMES																			

Non-Div. I Games:

Sacred Heart

Average RPI Win: 239		WON-LOST RECORD		WINNING PCT. RANK		LAST 10 GAMES		STRENGTH OF SCHEDULE		OPP. STRENGTH OF SCHEDULE		TEAM RPI		ADJ RPI		CONF. RPI		ADJ CONF. RPI					
Average RPI Loss: 128																							
DIV. I ONLY		10-15-0		.4 210		4-6-0		254		180		254		.42872 254		13		13					
DIV. I NON-CONF.		7-12-0		.36842 206		1-3-0		239		218		258		.4264 258		11		11					
TOTALS		RPI 1-25		RPI 26-50		W-L RECORDS		RPI 51-100		RPI 101-150		RPI 150+											
10-15-0		0-0-0		0-3-0		OVERALL		0-3-0		1-3-0		9-6-0											
9-4-0		0-0-0		0-0-0		HOME		0-0-0		1-1-0		8-3-0											
1-11-0		0-0-0		0-3-0		AWAY		0-3-0		0-2-0		1-3-0											
0-0-0		0-0-0		0-0-0		NEUTRAL		0-0-0		0-0-0		0-0-0											
7-12-0		0-0-0		0-3-0		NON-CONFERENCE		0-3-0		1-3-0		6-3-0											
7-3-0		0-0-0		0-0-0		HOME		0-0-0		1-1-0		6-2-0											
0-9-0		0-0-0		0-0-		AWAY		0-3-0		0-2-0		0-1-0											
0-0-0		0-0-0		0-0-0		NEUTRAL		0-0-0		0-0-0		0-0-0											
3-3-0		0-0-0		0-0-0		CONFERENCE		0-0-0		0-0-0		3-3-0											
2-1-0		0-0-0		0-0-0		HOME		0-0-0		0-0-0		2-1-0											
1-2-0		0-0-0		0-0-0		AWAY		0-0-0		0-0-0		1-2-0											
0-0-0		0-0-0		0-0-0		NEUTRAL		0-0-0		0-0-0		0-0-0											
RPI	S	Opponent		Score		RPI	S	Opponent		Score		RPI	S	Opponent		Score		RPI	S	Opponent		Score	
				30	A	Arizona St.	2	3		59	A	Pepperdine	0	1		101	A	Sacramento St.	2	8			
				30	A	Arizona St.	2	17		59	A	Pepperdine	0	4		117	A	Pacific	8	13			
				30	A	Arizona St.	3	13		59	A	Pepperdine	3	15		117	H	Pacific	7	0			
																117	H	Pacific	9	11			
																161	H	Nevada	4	5			
																192	H	UC Riverside	8	6			
																192	H	UC Riverside	3	4			
																192	H	UC Riverside	10	2			
																222	A	Hawaii	6	13			
																222	A	Hawaii	6	3			
																222	A	Hawaii	5	9			
																260	H	Utah Valley	7	4			
																260	H	Utah Valley	7	1			
																260	H	Utah Valley	4	2			
																260	H	Utah Valley	9	11			
																268	A	Santa Clara	0	9			
																294	H	Northern Colo.	12	0			
																294	H	Northern Colo.	9	2			
																294	H	Northern Colo.	11	2			
LAST 10 GAMES																							
				260	H	Utah Valley	7	4		117	H	Pacific	7	0									
				117	A	Pacific	8	13		192	H	UC Riverside	8	6									
				222	A	Hawaii	6	13		192	H	UC Riverside	3	4									
				222	A	Hawaii	6	3		192	H	UC Riverside	10	2									
				222	A	Hawaii	5	9		268	A	Santa Clara	0	9									

Non-Div. I Games:

UC Davis

Average RPI Win:	281	WON-LOST RECORD	WINNING PCT. RANK	LAST 10 GAMES	STRENGTH OF SCHEDULE	OPP. STRENGTH OF SCHEDULE	TEAM RPI	ADJ RPI	CONF. RPI	ADJ CONF. RPI					
DIV. I ONLY		16-14-0	.53333	125	5-5-0	287	282	255	.42744	255	31	31			
DIV. I NON-CONF.		4-10-0	.28571	239	1-4-0	242	238	285	.40249	285	30	30			
<hr/>															
TOTALS	RPI 1-25	RPI 26-50		W-L RECORDS		RPI 51-100		RPI 101-150		RPI 150+					
16-14-0	0-1-0	0-0-0		OVERALL		0-0-0		0-5-0		16-8-0					
7-8-0	0-0-0	0-0-0		HOME		0-0-0		0-3-0		7-5-0					
7-5-0	0-1-0	0-0-0		AWAY		0-0-0		0-2-0		7-2-0					
2-1-0	0-0-0	0-0-0		NEUTRAL		0-0-0		0-0-0		2-1-0					
<hr/>															
4-10-0	0-1-0	0-0-0		NON-CONFERENCE		0-0-0		0-5-0		4-4-0					
3-6-0	0-0-0	0-0-0		HOME		0-0-0		0-3-0		3-3-0					
1-4-0	0-1-0	0-0-		AWAY		0-0-0		0-2-0		1-1-0					
0-0-0	0-0-0	0-0-0		NEUTRAL		0-0-0		0-0-0		0-0-0					
<hr/>															
12-4-0	0-0-0	0-0-0		CONFERENCE		0-0-0		0-0-0		12-4-0					
4-2-0	0-0-0	0-0-0		HOME		0-0-0		0-0-0		4-2-0					
6-1-0	0-0-0	0-0-0		AWAY		0-0-0		0-0-0		6-1-0					
2-1-0	0-0-0	0-0-0		NEUTRAL		0-0-0		0-0-0		2-1-0					
<hr/>															
RPI	S	Opponent	Score	RPI	S	Opponent	Score	RPI	S	Opponent	Score				
5	A	Georgia	3 11												
								114	A	Morehead St.	2	9			
								114	A	Morehead St.	4	7			
								119	H	Eastern Ill.	6	15			
								119	H	Eastern Ill.	4	9			
								144	H	UAB	6	10			
								159	A	Samford	3	8			
								159	H	Samford	5	10			
								174	A	Jacksonville St.	9	5			
								250	N	Grambling	1	3			
								261	H	North Ala.	1	8			
								265	H	Florida A&M	5	8			
								279	A	Mississippi Val.	12	2			
								279	A	Mississippi Val.	5	4			
								279	H	Mississippi Val.	11	12			
								279	H	Mississippi Val.	12	6			
								279	H	Mississippi Val.	13	3			
								283	A	Jackson St.	7	6			
								283	A	Jackson St.	9	1			
								283	A	Jackson St.	4	11			
								289	H	Purdue Fort Wayne	10	9			
								289	H	Purdue Fort Wayne	7	1			
								289	H	Purdue Fort Wayne	14	7			
				LAST 10 GAMES											
				279	A	Mississippi Val.	12 2	265	H	Florida A&M	5 8	291	N	Ark.-Pine Bluff	23 12
				279	A	Mississippi Val.	5 4	174	A	Jacksonville St.	9 5	292	N	Prairie View	10 9
				296	A	Alcorn	10 5	261	H	North Ala.	1 8	295	H	Alabama A&M	4 5
				279	H	Mississippi Val.	13 3	283	A	Jackson St.	7 6	295	H	Alabama A&M	11 1
				279	H	Mississippi Val.	11 12	283	A	Jackson St.	9 1	295	H	Alabama A&M	6 5

Non-Div. I Games:

Alabama St.

RPI	S	Opponent	Score	
296	A	Alcorn	10	6
296	A	Alcorn	10	5

Alabama St.

A
l
a
b
a
m
a
S
t
.

A
l
a
b
a
m
a
S
t
.

Average RPI Win:	278	WON-LOST RECORD	WINNING PCT. RANK	LAST 10 GAMES	STRENGTH OF SCHEDULE	OPP. STRENGTH OF SCHEDULE	TEAM RPI	ADJ RPI	CONF. RPI	ADJ CONF. RPI	
Average RPI Loss:	201										
DIV. I ONLY	11-17-0	.39286	219	4-6-0	261	280	257	.42605	256	30	30
DIV. I NON-CONF.	1-11-0	.08333	292	0-2-0	207	244	293	.37911	293	31	31
<hr/>											
TOTALS	RPI 1-25	RPI 26-50		W-L RECORDS	RPI 51-100		RPI 101-150		RPI 150+		
11-17-0	0-0-0	0-0-0		OVERALL	0-2-0		0-1-0		11-14-0		
6-5-0	0-0-0	0-0-0		HOME	0-1-0		0-0-0		6-4-0		
5-12-0	0-0-0	0-0-0		AWAY	0-1-0		0-1-0		5-10-0		
0-0-0	0-0-0	0-0-0		NEUTRAL	0-0-0		0-0-0		0-0-0		
1-11-0	0-0-0	0-0-0		NON-CONFERENCE	0-2-0		0-1-0		1-8-0		
0-5-0	0-0-0	0-0-0		HOME	0-1-0		0-0-0		0-4-0		
1-6-0	0-0-0	0-0-		AWAY	0-1-0		0-1-0		1-4-0		
0-0-0	0-0-0	0-0-0		NEUTRAL	0-0-0		0-0-0		0-0-0		
10-6-0	0-0-0	0-0-0		CONFERENCE	0-0-0		0-0-0		10-6-0		
6-0-0	0-0-0	0-0-0		HOME	0-0-0		0-0-0		6-0-0		
4-6-0	0-0-0	0-0-0		AWAY	0-0-0		0-0-0		4-6-0		
0-0-0	0-0-0	0-0-0		NEUTRAL	0-0-0		0-0-0		0-0-0		
RPI S	Opponent	Score	RPI S	Opponent	Score	RPI S	Opponent	Score	RPI S	Opponent	Score
						79 A	William & Mary	6 16	150 A	Old Dominion	0 11
						79 H	William & Mary	2 17	179 A	Richmond	1 11
									191 A	James Madison	5 16
									191 A	James Madison	2 12
									191 A	James Madison	5 6
									193 H	NJIT	5 11
									193 H	NJIT	3 4
									204 H	Quinnipiac	4 14
									204 H	Quinnipiac	1 7
									225 A	Coppin St.	3 5
									225 A	Coppin St.	6 12
									225 A	Coppin St.	8 7
									249 A	N.C. Central	4 5
									275 H	Savannah St.	5 2
									275 H	Savannah St.	6 4
									275 H	Savannah St.	10 7
									286 A	Delaware St.	6 16
									286 A	Delaware St.	9 3
									286 A	Delaware St.	7 3
									286 H	Delaware St.	9 0
									286 H	Delaware St.	7 2
									286 H	Delaware St.	8 5
			LAST 10 GAMES						286 H	Delaware St.	8 5
			286 A	Delaware St.	6 16	191 A	James Madison	5 16	290 A	Longwood	10 4
			286 A	Delaware St.	7 3	275 H	Savannah St.	6 4	293 A	UMES	9 6
			193 H	NJIT	3 4	286 A	Delaware St.	9 3	293 A	UMES	14 18
			193 H	NJIT	5 11	225 A	Coppin St.	3 5	293 A	UMES	2 3
			191 A	James Madison	2 12	225 A	Coppin St.	6 12			

Non-Div. I Games:

Norfolk St.

Average RPI Win: 214		WON-LOST RECORD		WINNING PCT. RANK		LAST 10 GAMES		STRENGTH OF SCHEDULE		OPP. STRENGTH OF SCHEDULE		TEAM RPI		ADJ RPI		CONF. RPI		ADJ CONF. RPI	
Average RPI Loss: 161																			
DIV. I ONLY		8-25-0		.24242 278		3-7-0		125		260		258		.42539 257		16		16	
DIV. I NON-CONF.		4-20-0		.16667 283		0-4-0		167		242		286		.40157 286		19		19	
TOTALS		RPI 1-25		RPI 26-50		W-L RECORDS		RPI 51-100		RPI 101-150		RPI 150+							
8-25-0		0-3-0		0-0-0		OVERALL		0-3-0		2-2-0		6-17-0							
5-13-0		0-0-0		0-0-0		HOME		0-1-0		2-1-0		3-11-0							
1-12-0		0-3-0		0-0-0		AWAY		0-2-0		0-1-0		1-6-0							
2-0-0		0-0-0		0-0-0		NEUTRAL		0-0-0		0-0-0		2-0-0							
4-20-0		0-3-0		0-0-0		NON-CONFERENCE		0-3-0		0-1-0		4-13-0							
2-10-0		0-0-0		0-0-0		HOME		0-1-0		0-0-0		2-9-0							
0-10-0		0-3-0		0-0-		AWAY		0-2-0		0-1-0		0-4-0							
2-0-0		0-0-0		0-0-0		NEUTRAL		0-0-0		0-0-0		2-0-0							
4-5-0		0-0-0		0-0-0		CONFERENCE		0-0-0		2-1-0		2-4-0							
3-3-0		0-0-0		0-0-0		HOME		0-0-0		2-1-0		1-2-0							
1-2-0		0-0-0		0-0-0		AWAY		0-0-0		0-0-0		1-2-0							
0-0-0		0-0-0		0-0-0		NEUTRAL		0-0-0		0-0-0		0-0-0							
RPI S	Opponent	Score		RPI S	Opponent	Score		RPI S	Opponent	Score		RPI S	Opponent	Score					
18 A	Clemson	6	8					52 A	VCU	2	15	130 H	ETSU	6	0				
18 A	Clemson	6	11					54 H	Virginia Tech	1	13	130 H	ETSU	3	14				
18 A	Clemson	2	8					91 A	Virginia	0	9	130 H	ETSU	7	6				
												150 A	Old Dominion	0	5				
												154 A	Radford	5	7				
												154 H	Radford	5	14				
												159 H	Samford	5	4				
												159 H	Samford	4	13				
												159 H	Samford	0	4				
												164 H	Binghamton	4	8				
												164 H	Binghamton	1	2				
												164 H	Binghamton	2	4				
												189 H	Marshall	6	7				
												191 A	James Madison	4	5				
												191 H	James Madison	8	9				
												207 A	UNCW	3	5				
												207 A	UNCW	2	5				
												229 N	Saint Joseph's	9	4				
												229 N	Saint Joseph's	9	3				
												274 H	Lehigh	13	15				
												274 H	Lehigh	11	1				
												274 H	Lehigh	0	1				
												276 H	Northern Ky.	6	7				
												276 H	Northern Ky.	8	3				
												284 A	The Citadel	2	3				
												284 A	The Citadel	0	1				
												284 A	The Citadel	9	5				
LAST 10 GAMES																			
189 H	Marshall	6	7	207 A	UNCW	3	5	276 H	Northern Ky.	6	7	276 H	Northern Ky.	8	3				
276 H	Northern Ky.	6	7	154 A	Radford	5	7	130 H	ETSU	6	0	284 A	The Citadel	2	3				
276 H	Northern Ky.	8	3	130 H	ETSU	3	14	130 H	ETSU	7	6	284 A	The Citadel	9	5				
91 A	Virginia	0	9																
229 N	Saint Joseph's	9	4																

Non-Div. I Games:

VMI

Average RPI Win:	233	WON-LOST RECORD	WINNING PCT. RANK	LAST 10 GAMES	STRENGTH OF SCHEDULE	OPP. STRENGTH OF SCHEDULE	TEAM RPI	ADJ RPI	CONF. RPI	ADJ CONF. RPI		
DIV. I ONLY		9-16-0	.36	232	3-7-0	272	200	256	.42535	258	18	18
DIV. I NON-CONF.		6-10-0	.375	203	1-1-0	278	143	244	.44009	245	14	14
<hr/>												
TOTALS	RPI 1-25	RPI 26-50		W-L RECORDS		RPI 51-100		RPI 101-150		RPI 150+		
9-16-0	0-0-0	0-0-0		OVERALL		0-1-0		1-8-0		8-7-0		
0-3-0	0-0-0	0-0-0		HOME		0-0-0		0-3-0		0-0-0		
3-9-0	0-0-0	0-0-0		AWAY		0-0-0		0-3-0		3-6-0		
6-4-0	0-0-0	0-0-0		NEUTRAL		0-1-0		1-2-0		5-1-0		
6-10-0	0-0-0	0-0-0		NON-CONFERENCE		0-1-0		1-5-0		5-4-0		
0-0-0	0-0-0	0-0-0		HOME		0-0-0		0-0-0		0-0-0		
2-7-0	0-0-0	0-0-		AWAY		0-0-0		0-3-0		2-4-0		
4-3-0	0-0-0	0-0-0		NEUTRAL		0-1-0		1-2-0		3-0-0		
3-6-0	0-0-0	0-0-0		CONFERENCE		0-0-0		0-3-0		3-3-0		
0-3-0	0-0-0	0-0-0		HOME		0-0-0		0-3-0		0-0-0		
1-2-0	0-0-0	0-0-0		AWAY		0-0-0		0-0-0		1-2-0		
2-1-0	0-0-0	0-0-0		NEUTRAL		0-0-0		0-0-0		2-1-0		
RPI	S	Opponent	Score	RPI	S	Opponent	Score	RPI	S	Opponent	Score	

Non-Div. I Games: Wayne St. (MI)

Dartmouth

Average RPI Win:	252	WON-LOST RECORD	WINNING PCT. RANK	LAST 10 GAMES		STRENGTH OF SCHEDULE	OPP. STRENGTH OF SCHEDULE	TEAM RPI	ADJ RPI	CONF. RPI	ADJ CONF. RPI	
DIV. I ONLY		19-13-0	.59375	92	5-5-0	296	220	259	.42332	259	20	20
DIV. I NON-CONF.		15-8-0	.65217	72	2-1-0	298	236	268	.42281	267	24	24
<hr/>												
TOTALS	RPI 1-25		RPI 26-50		W-L RECORDS		RPI 51-100		RPI 101-150		RPI 150+	
19-13-0	0-0-0		0-0-0		OVERALL		1-5-0		0-0-0		18-8-0	
14-9-0	0-0-0		0-0-0		HOME		1-2-0		0-0-0		13-7-0	
5-4-0	0-0-0		0-0-0		AWAY		0-3-0		0-0-0		5-1-0	
0-0-0	0-0-0		0-0-0		NEUTRAL		0-0-0		0-0-0		0-0-0	
15-8-0	0-0-0		0-0-0		NON-CONFERENCE		0-3-0		0-0-0		15-5-0	
12-5-0	0-0-0		0-0-0		HOME		0-0-0		0-0-0		12-5-0	
3-3-0	0-0-0		0-0-		AWAY		0-3-0		0-0-0		3-0-0	
0-0-0	0-0-0		0-0-0		NEUTRAL		0-0-0		0-0-0		0-0-0	
4-5-0	0-0-0		0-0-0		CONFERENCE		1-2-0		0-0-0		3-3-0	
2-4-0	0-0-0		0-0-0		HOME		1-2-0		0-0-0		1-2-0	
2-1-0	0-0-0		0-0-0		AWAY		0-0-0		0-0-0		2-1-0	
0-0-0	0-0-0		0-0-0		NEUTRAL		0-0-0		0-0-0		0-0-0	
RPI	S	Opponent	Score	RPI	S	Opponent	Score	RPI	S	Opponent	Score	
						89 H Rhode Island	4 3	210 A UMBC			11 6	
						89 H Rhode Island	1 19	210 H UMBC			12 14	
						89 H Rhode Island	1 6	215 H UMass Lowell			1 12	
						92 A Tulane	6 7	215 H UMass Lowell			5 4	
						92 A Tulane	2 3	215 H UMass Lowell			9 6	
						92 A Tulane	6 16	225 A Coppin St.			7 1	
								229 H Saint Joseph's			2 4	
								229 H Saint Joseph's			10 4	
								229 H Saint Joseph's			12 18	
								231 H Manhattan			8 12	
								231 H Manhattan			18 7	
								231 H Manhattan			7 6	
								271 A George Mason			8 5	
								271 A George Mason			2 13	
								271 A George Mason			16 7	
								277 A Towson			4 3	
								277 H Towson			13 8	
								282 H Iona			2 8	
								282 H Iona			15 7	
								282 H Iona			6 2	
								285 H Georgetown			4 14	
								286 H Delaware St.			18 1	
					LAST 10 GAMES			286 H Delaware St.			18 1	
					210 A UMBC	11 6	229 H Saint Joseph's	12 18	293 H UMES		15 3	
					271 A George Mason	8 5	229 H Saint Joseph's	10 4	299 H Saint Peter's		7 5	
					271 A George Mason	2 13	229 H Saint Joseph's	2 4	299 H Saint Peter's		9 0	
					271 A George Mason	16 7	210 H UMBC	12 14	299 H Saint Peter's		20 0	
					277 A Towson	4 3	89 H Rhode Island	1 6				

Non-Div. I Games:

George Washington

Average RPI Win: 238		WON-LOST	WINNING	LAST 10	STRENGTH OF	OPP. STRENGTH	TEAM	ADJ	CONF.	ADJ CONF.						
Average RPI Loss: 115		RECORD	PCT. RANK	GAMES	SCHEDULE	OF SCHEDULE	RPI	RPI	RPI	RPI						
DIV. I ONLY		7-25-0	.21875	288	3-7-0	197	179	260	.42166	260	23	23				
DIV. I NON-CONF.		3-20-0	.13043	290	0-3-0	110	184	260	.42541	260	22	22				
<hr/>																
TOTALS		RPI 1-25	RPI 26-50		W-L RECORDS		RPI 51-100		RPI 101-150		RPI 150+					
7-25-0		0-1-0	0-5-0		OVERALL		1-8-0		0-5-0		6-6-0					
1-12-0		0-1-0	0-1-0		HOME		0-6-0		0-3-0		1-1-0					
6-13-0		0-0-0	0-4-0		AWAY		1-2-0		0-2-0		5-5-0					
0-0-0		0-0-0	0-0-0		NEUTRAL		0-0-0		0-0-0		0-0-0					
3-20-0		0-1-0	0-5-0		NON-CONFERENCE		1-8-0		0-2-0		2-4-0					
1-9-0		0-1-0	0-1-0		HOME		0-6-0		0-0-0		1-1-0					
2-11-0		0-0-0	0-0-		AWAY		1-2-0		0-2-0		1-3-0					
0-0-0		0-0-0	0-0-0		NEUTRAL		0-0-0		0-0-0		0-0-0					
4-5-0		0-0-0	0-0-0		CONFERENCE		0-0-0		0-3-0		4-2-0					
0-3-0		0-0-0	0-0-0		HOME		0-0-0		0-3-0		0-0-0					
4-2-0		0-0-0	0-0-0		AWAY		0-0-0		0-0-0		4-2-0					
0-0-0		0-0-0	0-0-0		NEUTRAL		0-0-0		0-0-0		0-0-0					
RPI	S	Opponent	Score		RPI	S	Opponent	Score		RPI	S	Opponent	Score			
24	H	Oregon	9	12	37	A	BYU	1	5	57	A	Fresno St.	4	3		
					37	H	BYU	13	14	57	A	Fresno St.	3	6		
					40	A	South Carolina	5	6	57	A	Fresno St.	3	8		
					40	A	South Carolina	3	15	60	H	UC Irvine	4	17		
					40	A	South Carolina	3	10	60	H	UC Irvine	0	15		
										60	H	UC Irvine	4	17		
										70	H	Saint Mary's (CA)	1	10		
										70	H	Saint Mary's (CA)	3	8		
										70	H	Saint Mary's (CA)	1	13		
												254	A	UC Davis	11	9
												254	A	UC Davis	1	7
												254	A	UC Davis	2	4
												254	A	UC Davis	4	7
												287	H	Niagara	8	12
												287	H	Niagara	8	2
												294	A	Northern Colo.	10	11
												294	A	Northern Colo.	5	4
												294	A	Northern Colo.	9	6
<hr/>																
LAST 10 GAMES																
					70	H	Saint Mary's (CA)	1	10	294	A	Northern Colo.	10	11		
					254	A	UC Davis	4	7	294	A	Northern Colo.	5	4		
					70	H	Saint Mary's (CA)	1	13	294	A	Northern Colo.	9	6		
					123	A	Air Force	9	12	109	H	Grand Canyon	4	14		
					123	A	Air Force	15	16	109	H	Grand Canyon	4	11		

Non-Div. I Games:

Utah Valley

Average RPI Win: 171		WON-LOST	WINNING		LAST 10	STRENGTH OF		OPP. STRENGTH	TEAM	ADJ		CONF.	ADJ CONF.		
Average RPI Loss: 185		RECORD	PCT. RANK		GAMES	SCHEDULE		OF SCHEDULE	RPI	RPI		RPI	RPI		
DIV. I ONLY		7-25-0	.21875	288	4-6-0	174		250	261	.42157	261	14	14		
DIV. I NON-CONF.		5-18-0	.21739	269	2-2-0	219		248	272	.42003	271	17	17		
TOTALS		RPI 1-25	RPI 26-50		W-L RECORDS		RPI 51-100		RPI 101-150		RPI 150+				
7-25-0		1-0-0	0-2-0		OVERALL		1-5-0		0-0-0		5-18-0				
3-5-0		0-0-0	0-0-0		HOME		1-2-0		0-0-0		2-3-0				
3-18-0		1-0-0	0-2-0		AWAY		0-3-0		0-0-0		2-13-0				
1-2-0		0-0-0	0-0-0		NEUTRAL		0-0-0		0-0-0		1-2-0				
5-18-0		1-0-0	0-2-0		NON-CONFERENCE		0-3-0		0-0-0		4-13-0				
1-1-0		0-0-0	0-0-0		HOME		0-0-0		0-0-0		1-1-0				
3-15-0		1-0-0	0-0-		AWAY		0-3-0		0-0-0		2-10-0				
1-2-0		0-0-0	0-0-0		NEUTRAL		0-0-0		0-0-0		1-2-0				
2-7-0		0-0-0	0-0-0		CONFERENCE		1-2-0		0-0-0		1-5-0				
2-4-0		0-0-0	0-0-0		HOME		1-2-0		0-0-0		1-2-0				
0-3-0		0-0-0	0-0-0		AWAY		0-0-0		0-0-0		0-3-0				
0-0-0		0-0-0	0-0-0		NEUTRAL		0-0-0		0-0-0		0-0-0				
RPI S	Opponent	Score		RPI S	Opponent	Score		RPI S	Opponent	Score		RPI S	Opponent	Score	
20 A	Ole Miss	10	6	44 A	Alabama	1	4	62 H	Liberty	6	3	159 A	Samford	1	9
				44 A	Alabama	0	8	62 H	Liberty	2	16	174 A	Jacksonville St.	2	1
								62 H	Liberty	5	8	174 A	Jacksonville St.	1	14
								96 A	Troy	1	3	174 A	Jacksonville St.	10	12
								96 A	Troy	0	5	203 N	UT Martin	0	1
								96 A	Troy	2	6	203 N	UT Martin	7	6
												203 N	UT Martin	0	1
												208 A	Davidson	4	8
												208 A	Davidson	1	13
												208 A	Davidson	2	5
												226 A	Kennesaw St.	6	7
												226 A	Kennesaw St.	3	8
												226 A	Kennesaw St.	1	3
												242 H	Stetson	1	12
												242 H	Stetson	8	13
												242 H	Stetson	6	2
												243 H	Butler	8	5
												255 A	Alabama St.	8	1
												281 A	Tennessee Tech	1	7
												281 H	Tennessee Tech	6	7
												284 A	The Citadel	3	8
												284 A	The Citadel	4	7
												284 A	The Citadel	3	6
LAST 10 GAMES				96 A	Troy	2	6	281 A	Tennessee Tech	1	7				
				96 A	Troy	1	3	62 H	Liberty	5	8				
				203 N	UT Martin	7	6	62 H	Liberty	6	3				
				174 A	Jacksonville St.	2	1	62 H	Liberty	2	16				
				174 A	Jacksonville St.	10	12	20 A	Ole Miss	10	6				

Non-Div. I Games:

North Ala.

Average RPI Win: 198		WON-LOST	WINNING	LAST 10	STRENGTH OF		OPP. STRENGTH	TEAM	ADJ	CONF.	ADJ CONF.
Average RPI Loss: 161		RECORD	PCT. RANK	GAMES	SCHEDULE		OF SCHEDULE	RPI	RPI	RPI	RPI
DIV. I ONLY		7-25-0	.21875	288	5-5-0		168	259	262	.4209	262
DIV. I NON-CONF.		3-17-0	.15	287	2-2-0		56	271	245	.44107	244
TOTALS		RPI 1-25	RPI 26-50		W-L RECORDS		RPI 51-100		RPI 101-150		RPI 150+
7-25-0		0-4-0	0-0-0		OVERALL		0-3-0		1-7-0		6-11-0
5-3-0		0-0-0	0-0-0		HOME		0-0-0		0-0-0		5-3-0
2-22-0		0-4-0	0-0-0		AWAY		0-3-0		1-7-0		1-8-0
0-0-0		0-0-0	0-0-0		NEUTRAL		0-0-0		0-0-0		0-0-0
3-17-0		0-4-0	0-0-0		NON-CONFERENCE		0-3-0		0-5-0		3-5-0
2-0-0		0-0-0	0-0-0		HOME		0-0-0		0-0-0		2-0-0
1-17-0		0-4-0	0-0-		AWAY		0-3-0		0-5-0		1-5-0
0-0-0		0-0-0	0-0-0		NEUTRAL		0-0-0		0-0-0		0-0-0
4-8-0		0-0-0	0-0-0		CONFERENCE		0-0-0		1-2-0		3-6-0
3-3-0		0-0-0	0-0-0		HOME		0-0-0		0-0-0		3-3-0
1-5-0		0-0-0	0-0-0		AWAY		0-0-0		1-2-0		0-3-0
0-0-0		0-0-0	0-0-0		NEUTRAL		0-0-0		0-0-0		0-0-0
RPI S	Opponent	Score	RPI S	Opponent	Score	RPI S	Opponent	Score	RPI S	Opponent	Score
17 A	Mississippi St.	3 14				98 A	Florida St.	2 4	102 A	Wright St.	1 7
17 A	Mississippi St.	0 8				98 A	Florida St.	4 7	102 A	Wright St.	10 8
17 A	Mississippi St.	2 14				98 A	Florida St.	2 24	102 A	Wright St.	8 18
21 A	West Virginia	1 14							126 A	Miami (OH)	3 6
									126 A	Miami (OH)	2 5
									126 A	Miami (OH)	1 9
									126 A	Miami (OH)	1 11
									137 A	Penn St.	15 16
									165 A	Kent St.	5 10
									165 H	Kent St.	4 3
									209 H	UIC	6 5
									209 H	UIC	7 3
									209 H	UIC	3 8
									223 A	Pittsburgh	4 2
									223 H	Pittsburgh	3 2
									252 H	Oakland	0 8
									252 H	Oakland	5 7
									252 H	Oakland	6 5
									273 A	Bowling Green	5 15
									276 A	Northern Ky.	1 2
									276 A	Northern Ky.	6 7
									276 A	Northern Ky.	5 13
									281 A	Tennessee Tech	4 8
									281 A	Tennessee Tech	2 9
									281 A	Tennessee Tech	2 7
			LAST 10 GAMES								
			252 H	Oakland	0 8	98 A	Florida St.	2 24			
			126 A	Miami (OH)	1 9	17 A	Mississippi St.	2 14			
			126 A	Miami (OH)	2 5	17 A	Mississippi St.	0 8			
			281 A	Tennessee Tech	4 8	137 A	Penn St.	15 16			
			281 A	Tennessee Tech	2 9	209 H	UIC	3 8			

Non-Div. I Games:

Youngstown St.

[illegible]

Non-Div. I Games:

Northern Ill.

RPI	S	Opponent	Score	
240	H	Ohio	5	2
264	A	Chicago St.	8	10
280	H	Eastern Mich.	6	3
280	H	Eastern Mich.	4	3
280	H	Eastern Mich.	9	4

Northern Ill.

N
o
r
t
h
e
r
n
I
l
l
.

N
o
r
t
h
e
r
n
I
l
l
.

[illegible]

Non-Div. I Games:

Chicago St.

Average RPI Win:	240	WON-LOST	WINNING	LAST 10	STRENGTH OF	OPP. STRENGTH	TEAM	ADJ	CONF.	ADJ CONF.	
Average RPI Loss:	190	RECORD	PCT. RANK	GAMES	SCHEDULE	OF SCHEDULE	RPI	RPI	RPI	RPI	
DIV. I ONLY	13-22-0	.37143	227	3-7-0	242	253	265	.41879	265	30	30
DIV. I NON-CONF.	8-15-0	.34783	213	2-2-0	224	261	270	.42085	269	31	31
<hr/>											
TOTALS	RPI 1-25	RPI 26-50		W-L RECORDS		RPI 51-100		RPI 101-150		RPI 150+	
13-22-0	0-0-0	0-2-0		OVERALL		0-2-0		2-1-0		11-17-0	
10-9-0	0-0-0	0-1-0		HOME		0-1-0		2-1-0		8-6-0	
3-10-0	0-0-0	0-1-0		AWAY		0-1-0		0-0-0		3-8-0	
0-3-0	0-0-0	0-0-0		NEUTRAL		0-0-0		0-0-0		0-3-0	
<hr/>											
8-15-0	0-0-0	0-2-0		NON-CONFERENCE		0-2-0		2-1-0		6-10-0	
6-7-0	0-0-0	0-1-0		HOME		0-1-0		2-1-0		4-4-0	
2-5-0	0-0-0	0-0-		AWAY		0-1-0		0-0-0		2-3-0	
0-3-0	0-0-0	0-0-0		NEUTRAL		0-0-0		0-0-0		0-3-0	
<hr/>											
5-7-0	0-0-0	0-0-0		CONFERENCE		0-0-0		0-0-0		5-7-0	
4-2-0	0-0-0	0-0-0		HOME		0-0-0		0-0-0		4-2-0	
1-5-0	0-0-0	0-0-0		AWAY		0-0-0		0-0-0		1-5-0	
0-0-0	0-0-0	0-0-0		NEUTRAL		0-0-0		0-0-0		0-0-0	
<hr/>											
RPI S	Opponent	Score	RPI S	Opponent	Score	RPI S	Opponent	Score	RPI S	Opponent	Score
			26 H	Missouri	3 5	63 A	Jacksonville	9 10	139 H	Wofford	11 14
			28 A	Florida	1 12	63 H	Jacksonville	2 5	139 H	Wofford	2 1
									139 H	Wofford	9 4
									171 A	Mercer	3 16
									171 A	Mercer	1 5
									171 H	Mercer	6 7
									173 A	FIU	3 2
									173 A	FIU	6 8
									181 H	N.C. A&T	2 5
									181 H	N.C. A&T	3 15
									181 H	N.C. A&T	9 0
									195 N	Eastern Ky.	2 11
									196 N	Southern U.	3 6
									249 A	N.C. Central	5 8
									249 A	N.C. Central	8 9
									249 A	N.C. Central	4 7
									251 A	Bethune-Cookman	6 3
									251 A	Bethune-Cookman	1 7
									251 A	Bethune-Cookman	6 7
									255 A	Alabama St.	8 5
									275 H	Savannah St.	6 3
									275 H	Savannah St.	10 0
									275 H	Savannah St.	8 6
									283 H	Jackson St.	8 11
									283 H	Jackson St.	6 5
									283 H	Jackson St.	7 6
									291 N	Ark.-Pine Bluff	1 11

Non-Div. I Games:

Florida A&M

RPI	S	Opponent	Score	
296	H	Alcorn	11	7
296	H	Alcorn	7	8
296	H	Alcorn	8	7
296	H	Alcorn	4	5

Florida A&M

F
l
o
r
i
d
a

A
&
M

F
l
o
r
i
d
a

A
&
M

[illegible]

Non-Div. I Games:

St. Bonaventure

Average RPI Win: 244		WON-LOST	WINNING	LAST 10	STRENGTH OF		OPP. STRENGTH	TEAM	ADJ	CONF.	ADJ CONF.
Average RPI Loss: 175		RECORD	PCT. RANK	GAMES	SCHEDULE		OF SCHEDULE	RPI	RPI	RPI	RPI
DIV. I ONLY		10-24-0	.29412	259	4-6-0		225	258	267	.41843	267
DIV. I NON-CONF.		7-13-0	.35	210	3-1-0		263	247	273	.41894	272
TOTALS		RPI 1-25	RPI 26-50		W-L RECORDS		RPI 51-100		RPI 101-150		RPI 150+
10-24-0		0-3-0	0-0-0		OVERALL		0-0-0		0-1-0		10-20-0
5-3-0		0-0-0	0-0-0		HOME		0-0-0		0-0-0		5-3-0
4-14-0		0-3-0	0-0-0		AWAY		0-0-0		0-1-0		4-10-0
1-7-0		0-0-0	0-0-0		NEUTRAL		0-0-0		0-0-0		1-7-0
7-13-0		0-3-0	0-0-0		NON-CONFERENCE		0-0-0		0-1-0		7-9-0
4-1-0		0-0-0	0-0-0		HOME		0-0-0		0-0-0		4-1-0
2-5-0		0-3-0	0-0-		AWAY		0-0-0		0-1-0		2-1-0
1-7-0		0-0-0	0-0-0		NEUTRAL		0-0-0		0-0-0		1-7-0
3-11-0		0-0-0	0-0-0		CONFERENCE		0-0-0		0-0-0		3-11-0
1-2-0		0-0-0	0-0-0		HOME		0-0-0		0-0-0		1-2-0
2-9-0		0-0-0	0-0-0		AWAY		0-0-0		0-0-0		2-9-0
0-0-0		0-0-0	0-0-0		NEUTRAL		0-0-0		0-0-0		0-0-0
RPI S	Opponent	Score		RPI S	Opponent	Score		RPI S	Opponent	Score	
19 A	NC State	2	8					137 A	Penn St.	3	9
19 A	NC State	8	12					154 N	Radford	4	17
19 A	NC State	2	14					154 N	Radford	1	9
								164 H	Binghamton	6	4
								175 A	Navy	4	9
								175 A	Navy	10	11
								175 A	Navy	3	6
								175 A	Navy	2	15
								182 A	Lafayette	3	11
								182 A	Lafayette	5	6
								182 A	Lafayette	5	10
								201 N	Toledo	1	10
								201 N	Toledo	6	15
								201 N	Toledo	8	7
								213 A	Army West Point	1	11
								213 A	Army West Point	2	0
								213 H	Army West Point	3	4
								213 H	Army West Point	9	16
								213 H	Army West Point	7	6
								220 A	Holy Cross	8	4
								220 A	Holy Cross	5	6
								223 N	Pittsburgh	2	8
								229 H	Saint Joseph's	4	5
								229 N	Saint Joseph's	2	3
								234 N	Seton Hall	1	12
								266 A	St. Bonaventure	5	11
								277 A	Towson	9	8
LAST 10 GAMES											
288 A	Villanova	10	5	182 A	Lafayette	5	6				
287 H	Niagara	13	1	175 A	Navy	10	11				
287 H	Niagara	7	1	201 N	Toledo	6	15				
154 N	Radford	1	9	213 H	Army West Point	9	16				
213 A	Army West Point	2	0	175 A	Navy	2	15				

Non-Div. I Games:

Bucknell

RPI	S	Opponent	Score	
287	H	Niagara	14	1
287	H	Niagara	7	1
287	H	Niagara	13	1
288	A	Villanova	10	5

Bucknell

B
u
c
k
n
e
l
l

B
u
c
k
n
e
l
l

Average RPI Win:	167	WON-LOST RECORD	WINNING PCT. RANK	LAST 10 GAMES	STRENGTH OF SCHEDULE	OPP. STRENGTH OF SCHEDULE	TEAM RPI	ADJ RPI	CONF. RPI	ADJ CONF. RPI		
DIV. I ONLY		7-23-0	.23333	281	4-6-0	184	194	268	.41741	268	6	6
DIV. I NON-CONF.		6-15-0	.28571	239	3-1-0	240	262	283	.40355	283	9	9
<hr/>												
TOTALS	RPI 1-25	RPI 26-50		W-L RECORDS		RPI 51-100		RPI 101-150		RPI 150+		
7-23-0	0-0-0	0-3-0		OVERALL		1-2-0		1-6-0		5-12-0		
4-12-0	0-0-0	0-0-0		HOME		0-0-0		1-6-0		3-6-0		
3-11-0	0-0-0	0-3-0		AWAY		1-2-0		0-0-0		2-6-0		
0-0-0	0-0-0	0-0-0		NEUTRAL		0-0-0		0-0-0		0-0-0		
6-15-0	0-0-0	0-0-0		NON-CONFERENCE		0-0-0		1-3-0		5-12-0		
4-9-0	0-0-0	0-0-0		HOME		0-0-0		1-3-0		3-6-0		
2-6-0	0-0-0	0-0-		AWAY		0-0-0		0-0-0		2-6-0		
0-0-0	0-0-0	0-0-0		NEUTRAL		0-0-0		0-0-0		0-0-0		
1-8-0	0-0-0	0-3-0		CONFERENCE		1-2-0		0-3-0		0-0-0		
0-3-0	0-0-0	0-0-0		HOME		0-0-0		0-3-0		0-0-0		
1-5-0	0-0-0	0-3-0		AWAY		1-2-0		0-0-0		0-0-0		
0-0-0	0-0-0	0-0-0		NEUTRAL		0-0-0		0-0-0		0-0-0		
RPI	S	Opponent	Score	RPI	S	Opponent	Score	RPI	S	Opponent	Score	
				46	A	Loyola Marymount	1 2	59	A	Pepperdine	5 2	
				46	A	Loyola Marymount	3 7	59	A	Pepperdine	4 5	
				46	A	Loyola Marymount	5 6	59	A	Pepperdine	1 10	
										101	H Sacramento St.	
										107	H San Francisco	
										107	H San Francisco	
										107	H San Francisco	
										122	H San Jose St.	
										122	H San Jose St.	
										122	H San Jose St.	
										155	H Omaha	
										155	H Omaha	
										155	H Omaha	
										155	H Omaha	
										160	A Cal Poly	
										187	H Washington St.	
										187	H Washington St.	
										187	H Washington St.	
										187	H Washington St.	
										199	A CSUN	
										199	A CSUN	
										199	A CSUN	
										221	A CSU Bakersfield	
										221	A CSU Bakersfield	
										221	A CSU Bakersfield	
										221	A CSU Bakersfield	
										254	H UC Davis	
<hr/>												
LAST 10 GAMES												
				155	H	Omaha	4 7	59	A	Pepperdine	4 5	
				122	H	San Jose St.	5 8	59	A	Pepperdine	1 10	
				122	H	San Jose St.	3 4	59	A	Pepperdine	5 2	
				221	A	CSU Bakersfield	4 8	160	A	Cal Poly	7 6	
				101	H	Sacramento St.	11 0	107	H	San Francisco	1 4	

Non-Div. I Games:

Santa Clara

Average RPI Win: 238		WON-LOST RECORD	WINNING PCT. RANK	LAST 10 GAMES	STRENGTH OF SCHEDULE	OPP. STRENGTH OF SCHEDULE	TEAM RPI	ADJ RPI	CONF. RPI	ADJ CONF. RPI	
Average RPI Loss: 191											
DIV. I ONLY		12-19-0	.3871 221	5-5-0	280	263	269	.41591 269	28	28	
DIV. I NON-CONF.		9-13-0	.40909 187	3-1-0	172	269	178	.48128 178	27	27	
<hr/>											
TOTALS		RPI 1-25		RPI 26-50		W-L RECORDS		RPI 51-100		RPI 101-150	RPI 150+
12-19-0		0-0-0		0-0-0		OVERALL		0-1-0		0-5-0	12-13-0
4-5-0		0-0-0		0-0-0		HOME		0-0-0		0-0-0	4-5-0
5-12-0		0-0-0		0-0-0		AWAY		0-1-0		0-5-0	5-6-0
3-2-0		0-0-0		0-0-0		NEUTRAL		0-0-0		0-0-0	3-2-0
9-13-0		0-0-0		0-0-0		NON-CONFERENCE		0-1-0		0-5-0	9-7-0
3-0-0		0-0-0		0-0-0		HOME		0-0-0		0-0-0	3-0-0
3-11-0		0-0-0		0-0-		AWAY		0-1-0		0-5-0	3-5-0
3-2-0		0-0-0		0-0-0		NEUTRAL		0-0-0		0-0-0	3-2-0
3-6-0		0-0-0		0-0-0		CONFERENCE		0-0-0		0-0-0	3-6-0
1-5-0		0-0-0		0-0-0		HOME		0-0-0		0-0-0	1-5-0
2-1-0		0-0-0		0-0-0		AWAY		0-0-0		0-0-0	2-1-0
0-0-0		0-0-0		0-0-0		NEUTRAL		0-0-0		0-0-0	0-0-0
RPI	S	Opponent	Score	RPI	S	Opponent	Score	RPI	S	Opponent	Score

Non-Div. I Games:

Rider

RPI	S	Opponent	Score	
299	A	Saint Peter's	14	3
299	A	Saint Peter's	6	7
299	A	Saint Peter's	7	0

Rider

R
i
d
e
r

R
i
d
e
r

Average RPI Win: 211		WON-LOST	WINNING	LAST 10	STRENGTH OF		OPP. STRENGTH	TEAM	ADJ	CONF.	ADJ CONF.
Average RPI Loss: 154		RECORD	PCT. RANK	GAMES	SCHEDULE		OF SCHEDULE	RPI	RPI	RPI	RPI
DIV. I ONLY		14-18-0	.4375	188	2-8-0		275	162	270	.41566	270
DIV. I NON-CONF.		9-8-0	.52941	141	0-3-0		284	161	259	.42611	259
TOTALS		RPI 1-25	RPI 26-50		W-L RECORDS		RPI 51-100		RPI 101-150		RPI 150+
14-18-0		0-1-0	0-1-0		OVERALL		0-2-0		4-5-0		10-9-0
12-11-0		0-0-0	0-1-0		HOME		0-2-0		3-2-0		9-6-0
2-7-0		0-1-0	0-0-0		AWAY		0-0-0		1-3-0		1-3-0
0-0-0		0-0-0	0-0-0		NEUTRAL		0-0-0		0-0-0		0-0-0
9-8-0		0-1-0	0-1-0		NON-CONFERENCE		0-2-0		2-1-0		7-3-0
9-5-0		0-0-0	0-1-0		HOME		0-2-0		2-0-0		7-2-0
0-3-0		0-1-0	0-0-		AWAY		0-0-0		0-1-0		0-1-0
0-0-0		0-0-0	0-0-0		NEUTRAL		0-0-0		0-0-0		0-0-0
5-10-0		0-0-0	0-0-0		CONFERENCE		0-0-0		2-4-0		3-6-0
3-6-0		0-0-0	0-0-0		HOME		0-0-0		1-2-0		2-4-0
2-4-0		0-0-0	0-0-0		AWAY		0-0-0		1-2-0		1-2-0
0-0-0		0-0-0	0-0-0		NEUTRAL		0-0-0		0-0-0		0-0-0
RPI S	Opponent	Score	RPI S	Opponent	Score	RPI S	Opponent	Score	RPI S	Opponent	Score
2 A	Vanderbilt	3 11	45 H	Illinois St.	6 18	72 H	Arkansas St.	2 11	116 H	Memphis	7 6
						88 H	Missouri St.	2 8	119 A	Eastern Ill.	10 9
									119 A	Eastern Ill.	6 9
									119 A	Eastern Ill.	0 1
									136 A	Southern Ill.	1 4
									136 H	Southern Ill.	11 9
									148 H	Austin Peay	2 4
									148 H	Austin Peay	2 10
									148 H	Austin Peay	7 4
									174 H	Jacksonville St.	7 8
									174 H	Jacksonville St.	9 8
									174 H	Jacksonville St.	3 4
									194 A	Saint Louis	6 15
									203 H	UT Martin	0 1
									203 H	UT Martin	4 1
									203 H	UT Martin	0 3
									232 H	Western Ill.	14 2
									232 H	Western Ill.	2 9
									232 H	Western Ill.	2 5
									237 A	SIUE	2 3
									237 A	SIUE	3 9
									237 A	SIUE	8 6
									241 H	Western Mich.	8 4
									241 H	Western Mich.	9 8
									241 H	Western Mich.	5 1
									289 H	Purdue Fort Wayne	14 1
									289 H	Purdue Fort Wayne	12 4
			LAST 10 GAMES								
			289 H	Purdue Fort Wayne	14 1	174 H	Jacksonville St.	3 4			
			289 H	Purdue Fort Wayne	10 1	88 H	Missouri St.	2 8			
			194 A	Saint Louis	6 15	119 A	Eastern Ill.	10 9			
			174 H	Jacksonville St.	7 8	119 A	Eastern Ill.	6 9			
			174 H	Jacksonville St.	9 8	119 A	Eastern Ill.	0 1			

Non-Div. I Games: Harris-Stowe 13 0

Southeast Mo. St.

RPI	S	Opponent	Score	
289	H	Purdue Fort Wayne	10	1

Southeast Mo. St.
.
S
t
.

S
o
u
t
h
e
a
s
t
M
o
.
S
t
.

Average RPI Win: 247		WON-LOST	WINNING	LAST 10	STRENGTH OF		OPP. STRENGTH	TEAM	ADJ		CONF.	ADJ CONF.	
Average RPI Loss: 211		RECORD	PCT. RANK	GAMES	SCHEDULE		OF SCHEDULE	RPI	RPI		RPI	RPI	
DIV. I ONLY		13-18-0	.41935	200	3-7-0		269	275	271	.415	271	20	20
DIV. I NON-CONF.		12-10-0	.54545	134	2-1-0		288	278	252	.43328	252	24	24
TOTALS		RPI 1-25	RPI 26-50		W-L RECORDS		RPI 51-100		RPI 101-150		RPI 150+		
13-18-0	0-1-0	0-0-0		OVERALL		1-0-0		0-0-0		12-17-0			
9-6-0	0-0-0	0-0-0		HOME		0-0-0		0-0-0		9-6-0			
1-12-0	0-1-0	0-0-0		AWAY		0-0-0		0-0-0		1-11-0			
3-0-0	0-0-0	0-0-0		NEUTRAL		1-0-0		0-0-0		2-0-0			
12-10-0	0-1-0	0-0-0		NON-CONFERENCE		1-0-0		0-0-0		11-9-0			
8-4-0	0-0-0	0-0-0		HOME		0-0-0		0-0-0		8-4-0			
1-6-0	0-1-0	0-0-		AWAY		0-0-0		0-0-0		1-5-0			
3-0-0	0-0-0	0-0-0		NEUTRAL		1-0-0		0-0-0		2-0-0			
1-8-0	0-0-0	0-0-0		CONFERENCE		0-0-0		0-0-0		1-8-0			
1-2-0	0-0-0	0-0-0		HOME		0-0-0		0-0-0		1-2-0			
0-6-0	0-0-0	0-0-0		AWAY		0-0-0		0-0-0		0-6-0			
0-0-0	0-0-0	0-0-0		NEUTRAL		0-0-0		0-0-0		0-0-0			
RPI S	Opponent	Score		RPI S	Opponent	Score		RPI S	Opponent	Score			
19 A	NC State	3	18					85 N	Iowa	7	2		
								172 A	Winthrop	1	3		
								172 A	Winthrop	0	7		
								179 A	Richmond	7	10		
								179 A	Richmond	4	19		
								179 A	Richmond	2	15		
								189 N	Marshall	9	4		
								191 A	James Madison	7	10		
								210 A	UMBC	3	9		
								229 A	Saint Joseph's	5	11		
								229 A	Saint Joseph's	3	14		
								229 A	Saint Joseph's	9	18		
								231 H	Manhattan	4	3		
								231 H	Manhattan	6	3		
								231 H	Manhattan	2	3		
								248 H	Monmouth	3	7		
								248 H	Monmouth	10	7		
								248 H	Monmouth	3	9		
								259 H	George Washington	5	8		
								259 H	George Washington	13	2		
								259 H	George Washington	7	16		
								272 H	Princeton	3	5		
								272 H	Princeton	7	6		
								272 H	Princeton	6	0		
								277 H	Towson	6	2		
								285 A	Georgetown	1	4		
								285 H	Georgetown	7	4		
								288 N	Villanova	12	5		
LAST 10 GAMES													
231 H	Manhattan	6	3	285 A	Georgetown	1	4						
290 H	Longwood	4	3	179 A	Richmond	7	10						
259 H	George Washington	5	8	179 A	Richmond	4	19						
259 H	George Washington	13	2	179 A	Richmond	2	15						
259 H	George Washington	7	16	277 H	Towson	6	2						

Non-Div. I Games:

George Mason

RPI	S	Opponent	Score	
290	A	Longwood	4	3
290	H	Longwood	4	3

George Mason

G
e
o
r
g
e
M
a
s
o
n

G
e
o
r
g
e
M
a
s
o
n

Average RPI Win:		232	WON-LOST RECORD		WINNING PCT. RANK		LAST 10 GAMES		STRENGTH OF SCHEDULE		OPP. STRENGTH OF SCHEDULE		TEAM RPI		ADJ RPI		CONF. RPI		ADJ CONF. RPI	
Average RPI Loss:		184																		
DIV. I ONLY			6-18-0		.25 274		3-7-0		240		268		272		.41466 272		18		18	
DIV. I NON-CONF.			3-12-0		.2 271		0-1-0		262		270		281		.40787 281		14		14	
TOTALS		RPI 1-25		RPI 26-50		W-L RECORDS		RPI 51-100		RPI 101-150		RPI 150+								
6-18-0		0-0-0		0-0-0		OVERALL		1-6-0		0-2-0		5-10-0								
1-2-0		0-0-0		0-0-0		HOME		0-0-0		0-0-0		1-2-0								
4-14-0		0-0-0		0-0-0		AWAY		1-6-0		0-2-0		3-6-0								
1-2-0		0-0-0		0-0-0		NEUTRAL		0-0-0		0-0-0		1-2-0								
3-12-0		0-0-0		0-0-0		NON-CONFERENCE		0-4-0		0-2-0		3-6-0								
0-0-0		0-0-0		0-0-0		HOME		0-0-0		0-0-0		0-0-0								
3-12-0		0-0-0		0-0-		AWAY		0-4-0		0-2-0		3-6-0								
0-0-0		0-0-0		0-0-0		NEUTRAL		0-0-0		0-0-0		0-0-0								
3-6-0		0-0-0		0-0-0		CONFERENCE		1-2-0		0-0-0		2-4-0								
1-2-0		0-0-0		0-0-0		HOME		0-0-0		0-0-0		1-2-0								
1-2-0		0-0-0		0-0-0		AWAY		1-2-0		0-0-0		0-0-0								
1-2-0		0-0-0		0-0-0		NEUTRAL		0-0-0		0-0-0		1-2-0								
RPI	S	Opponent		Score	RPI	S	Opponent		Score	RPI	S	Opponent		Score	RPI	S	Opponent		Score	
										</										

Non-Div. I Games:

Princeton

Average RPI Win:	258	WON-LOST RECORD	WINNING PCT. RANK	LAST 10 GAMES	STRENGTH OF SCHEDULE	OPP. STRENGTH OF SCHEDULE	TEAM RPI	ADJ RPI	CONF. RPI	ADJ CONF. RPI			
Average RPI Loss:	191												
DIV. I ONLY	12-18-0	.4	210	4-6-0	293	238	275	.41348	274	26	26		
DIV. I NON-CONF.	9-11-0	.45	167	2-2-0	293	255	255	.42946	255	28	28		
<hr/>													
TOTALS	RPI 1-25	RPI 26-50		W-L RECORDS		RPI 51-100		RPI 101-150		RPI 150+			
12-18-0	0-0-0	0-0-0		OVERALL		0-3-0		0-1-0		12-14-0			
2-5-0	0-0-0	0-0-0		HOME		0-0-0		0-1-0		2-4-0			
7-12-0	0-0-0	0-0-0		AWAY		0-3-0		0-0-0		7-9-0			
3-1-0	0-0-0	0-0-0		NEUTRAL		0-0-0		0-0-0		3-1-0			
9-11-0	0-0-0	0-0-0		NON-CONFERENCE		0-3-0		0-1-0		9-7-0			
1-2-0	0-0-0	0-0-0		HOME		0-0-0		0-1-0		1-1-0			
5-8-0	0-0-0	0-0-		AWAY		0-3-0		0-0-0		5-5-0			
3-1-0	0-0-0	0-0-0		NEUTRAL		0-0-0		0-0-0		3-1-0			
3-7-0	0-0-0	0-0-0		CONFERENCE		0-0-0		0-0-0		3-7-0			
1-3-0	0-0-0	0-0-0		HOME		0-0-0		0-0-0		1-3-0			
2-4-0	0-0-0	0-0-0		AWAY		0-0-0		0-0-0		2-4-0			
0-0-0	0-0-0	0-0-0		NEUTRAL		0-0-0		0-0-0		0-0-0			
RPI	S	Opponent	Score	RPI	S	Opponent	Score	RPI	S	Opponent	Score		
						80	A Duke	0	7	113	H Penn	2	13
						80	A Duke	3	4	182	H Lafayette	16	9
						80	A Duke	1	8	182	H Lafayette	2	14
										182	H Lafayette	9	10
										182	H Lafayette	1	4
										191	A James Madison	6	7
										191	A James Madison	1	10
										202	A Delaware	11	12
										213	A Army West Point	0	14
										213	A Army West Point	2	3
										213	A Army West Point	13	6
										220	A Holy Cross	4	5
										220	A Holy Cross	1	4
										220	A Holy Cross	5	3
										229	A Saint Joseph's	20	15
										244	H La Salle	6	14
										248	N Monmouth	8	2
										257	A VMI	15	13
										257	A VMI	1	0
										257	A VMI	1	11
										293	A UMES	13	1
										293	A UMES	1	5
										297	N Mt. St. Mary's	6	8
										297	N Mt. St. Mary's	10	5
										297	N Mt. St. Mary's	9	4
										298	A Fairleigh Dickinson	20	6
										299	H Saint Peter's	13	5
LAST 10 GAMES													
						229	A Saint Joseph's	20	15	182	H Lafayette	16	9
						244	H La Salle	6	14	297	N Mt. St. Mary's	9	4
						213	A Army West Point	0	14	213	A Army West Point	2	3
						182	H Lafayette	9	10	213	A Army West Point	13	6
						220	A Holy Cross	1	4	220	A Holy Cross	4	5

Non-Div. I Games: Lynchburg 10 9

Lehigh

[illegible]

Non-Div. I Games:

Savannah St.

Average RPI Win: 214		WON-LOST	WINNING	LAST 10	STRENGTH OF		OPP. STRENGTH	TEAM	ADJ		CONF.	ADJ CONF.			
Average RPI Loss: 144		RECORD	PCT. RANK	GAMES	SCHEDULE		OF SCHEDULE	RPI	RPI		RPI	RPI			
DIV. I ONLY		7-23-0	.23333	281	4-6-0		179	218	277	.41272	276	25	25		
DIV. I NON-CONF.		1-17-0	.05556	295	0-4-0		77	215	277	.4152	277	21	21		
TOTALS		RPI 1-25	RPI 26-50		W-L RECORDS		RPI 51-100		RPI 101-150		RPI 150+				
7-23-0		0-2-0	0-4-0		OVERALL		0-0-0		2-4-0		5-13-0				
6-8-0		0-0-0	0-0-0		HOME		0-0-0		2-2-0		4-6-0				
1-13-0		0-2-0	0-4-0		AWAY		0-0-0		0-2-0		1-5-0				
0-2-0		0-0-0	0-0-0		NEUTRAL		0-0-0		0-0-0		0-2-0				
1-17-0		0-2-0	0-4-0		NON-CONFERENCE		0-0-0		0-3-0		1-8-0				
0-2-0		0-0-0	0-0-0		HOME		0-0-0		0-1-0		0-1-0				
1-13-0		0-2-0	0-0-		AWAY		0-0-0		0-2-0		1-5-0				
0-2-0		0-0-0	0-0-0		NEUTRAL		0-0-0		0-0-0		0-2-0				
6-6-0		0-0-0	0-0-0		CONFERENCE		0-0-0		2-1-0		4-5-0				
6-6-0		0-0-0	0-0-0		HOME		0-0-0		2-1-0		4-5-0				
0-0-0		0-0-0	0-0-0		AWAY		0-0-0		0-0-0		0-0-0				
0-0-0		0-0-0	0-0-0		NEUTRAL		0-0-0		0-0-0		0-0-0				
RPI	S	Opponent	Score		RPI	S	Opponent	Score		RPI	S	Opponent	Score		
10	A	Louisville	2	11	44	A	Alabama	1	15	102	H	Wright St.	7	6	
15	A	Tennessee	0	18	44	A	Alabama	1	10	102	H	Wright St.	6	3	
					44	A	Alabama	4	9	102	H	Wright St.	1	9	
					49	A	Kentucky	4	5	126	A	Miami (OH)	3	7	
										126	H	Miami (OH)	1	16	
										145	A	Cincinnati	6	14	
										152	H	Milwaukee	2	6	
										152	H	Milwaukee	3	5	
										152	H	Milwaukee	12	15	
										181	N	N.C. A&T	0	3	
										181	N	N.C. A&T	3	4	
										190	A	Ohio St.	8	10	
										197	A	Western Ky.	6	9	
										197	A	Western Ky.	4	5	
										197	A	Western Ky.	2	19	
										243	H	Butler	2	9	
										252	H	Oakland	5	8	
										252	H	Oakland	0	4	
										252	H	Oakland	3	2	
										257	A	VMI	7	6	
										257	A	VMI	3	8	
					LAST 10 GAMES						262	H	Youngstown St.	7	6
					145	A	Cincinnati	6	14	102	H	Wright St.	7	6	
					257	A	VMI	7	6	102	H	Wright St.	6	3	
					257	A	VMI	3	8	126	A	Miami (OH)	3	7	
					10	A	Louisville	2	11	252	H	Oakland	0	4	
					102	H	Wright St.	1	9	252	H	Oakland	3	2	

Non-Div. I Games: Miami-Hamilton 9 6

Northern Ky.

Average RPI Win: 187		WON-LOST RECORD	WINNING PCT. RANK	LAST 10 GAMES	STRENGTH OF SCHEDULE	OPP. STRENGTH OF SCHEDULE	TEAM RPI	ADJ RPI	CONF. RPI	ADJ CONF. RPI					
Average RPI Loss: 168															
DIV. I ONLY		4-26-0	.13333	298	1-9-0	94	265	279	.4123	277	15	15			
DIV. I NON-CONF.		3-21-0	.125	291	0-6-0	81	282	274	.4173	273	15	15			
<hr/>															
TOTALS		RPI 1-25		RPI 26-50		W-L RECORDS		RPI 51-100		RPI 101-150		RPI 150+			
4-26-0		0-2-0		0-0-0		OVERALL		0-1-0		1-6-0		3-17-0			
3-9-0		0-0-0		0-0-0		HOME		0-0-0		1-2-0		2-7-0			
1-17-0		0-2-0		0-0-0		AWAY		0-1-0		0-4-0		1-10-0			
0-0-0		0-0-0		0-0-0		NEUTRAL		0-0-0		0-0-0		0-0-0			
3-21-0		0-2-0		0-0-0		NON-CONFERENCE		0-1-0		0-4-0		3-14-0			
2-4-0		0-0-0		0-0-0		HOME		0-0-0		0-0-0		2-4-0			
1-17-0		0-2-0		0-0-		AWAY		0-1-0		0-4-0		1-10-0			
0-0-0		0-0-0		0-0-0		NEUTRAL		0-0-0		0-0-0		0-0-0			
1-5-0		0-0-0		0-0-0		CONFERENCE		0-0-0		1-2-0		0-3-0			
1-5-0		0-0-0		0-0-0		HOME		0-0-0		1-2-0		0-3-0			
0-0-0		0-0-0		0-0-0		AWAY		0-0-0		0-0-0		0-0-0			
0-0-0		0-0-0		0-0-0		NEUTRAL		0-0-0		0-0-0		0-0-0			
RPI	S	Opponent		Score	RPI	S	Opponent		Score	RPI	S	Opponent		Score	
19	A	NC State		1 11						52	A	VCU		0 6	
21	A	West Virginia		3 8								101	A	Sacramento St.	0 5
												101	A	Sacramento St.	4 13
												101	A	Sacramento St.	2 12
												101	A	Sacramento St.	0 1
												110	H	Elon	8 16
												110	H	Elon	7 3
												110	H	Elon	1 9
												158	A	FGCU	3 6
												158	A	FGCU	3 20
												158	A	FGCU	2 5
												183	H	Fordham	1 6
												183	H	Fordham	8 0
												207	H	UNCW	6 11
												207	H	UNCW	4 8
												207	H	UNCW	1 3
												208	A	Davidson	3 15
												208	A	Davidson	5 13
												208	A	Davidson	1 4
												226	A	Kennesaw St.	5 2
												226	A	Kennesaw St.	5 11
												226	A	Kennesaw St.	2 5
												230	H	Cornell	2 4
												230	H	Cornell	3 2
												259	A	George Washington	8 13
												259	H	George Washington	3 4
												267	H	Bucknell	8 9
												271	A	George Mason	2 6
LAST 10 GAMES															
	101	A	Sacramento St.	0 1		110	H	Elon	7 3		230	H	Cornell	3 2	
	21	A	West Virginia	3 8		110	H	Elon	1 9		259	A	George Washington	8 13	
	101	A	Sacramento St.	2 12		259	H	George Washington	3 4		259	H	George Washington	3 4	
	267	H	Bucknell	8 9		158	A	FGCU	3 20		267	H	Bucknell	8 9	
	110	H	Elon	8 16		158	A	FGCU	2 5		271	A	George Mason	2 6	

Non-Div. I Games:

Towson

Average RPI Win:	205	WON-LOST RECORD	WINNING PCT. RANK	LAST 10 GAMES	STRENGTH OF SCHEDULE	OPP. STRENGTH OF SCHEDULE	TEAM RPI	ADJ RPI	CONF. RPI	ADJ CONF. RPI		
DIV. I ONLY		12-24-0	.33333	241	4-6-0	257	204	280	.41182	278	19	19
DIV. I NON-CONF.		10-13-0	.43478	181	2-1-0	252	205	251	.43489	251	20	20
<hr/>												
TOTALS	RPI 1-25	RPI 26-50		W-L RECORDS		RPI 51-100		RPI 101-150		RPI 150+		
12-24-0	0-1-0	0-0-0		OVERALL		2-2-0		2-3-0		8-18-0		
8-9-0	0-0-0	0-0-0		HOME		2-0-0		1-1-0		5-8-0		
3-13-0	0-1-0	0-0-0		AWAY		0-2-0		0-0-0		3-10-0		
1-2-0	0-0-0	0-0-0		NEUTRAL		0-0-0		1-2-0		0-0-0		
10-13-0	0-1-0	0-0-0		NON-CONFERENCE		2-2-0		2-3-0		6-7-0		
8-6-0	0-0-0	0-0-0		HOME		2-0-0		1-1-0		5-5-0		
1-5-0	0-1-0	0-0-		AWAY		0-2-0		0-0-0		1-2-0		
1-2-0	0-0-0	0-0-0		NEUTRAL		0-0-0		1-2-0		0-0-0		
2-11-0	0-0-0	0-0-0		CONFERENCE		0-0-0		0-0-0		2-11-0		
0-3-0	0-0-0	0-0-0		HOME		0-0-0		0-0-0		0-3-0		
2-8-0	0-0-0	0-0-0		AWAY		0-0-0		0-0-0		2-8-0		
0-0-0	0-0-0	0-0-0		NEUTRAL		0-0-0		0-0-0		0-0-0		
RPI	S	Opponent	Score	RPI	S	Opponent	Score	RPI	S	Opponent	Score	
16	A	North Carolina	6 7					71	H	Ga. Southern	3 2	
								94	A	Col. of Charleston	5 7	
								94	A	Col. of Charleston	7 9	
								94	H	Col. of Charleston	9 1	
										104	H Notre Dame	0 7
										104	N Notre Dame	4 7
										115	H Ball St.	12 4
										115	N Ball St.	1 3
										139	N Wofford	4 3
										154	H Radford	6 9
										154	H Radford	1 7
										154	H Radford	5 6
										157	A High Point	6 5
										157	A High Point	4 9
										157	A High Point	2 8
										165	H Kent St.	1 9
										172	A Winthrop	5 13
										172	A Winthrop	6 7
										172	A Winthrop	1 9
										233	H Georgia St.	5 2
										233	H Georgia St.	6 15
										233	H Georgia St.	6 7
										235	A USC Upstate	7 11
										244	H La Salle	4 5
										244	H La Salle	3 6
										244	H La Salle	7 3
										275	A Savannah St.	7 6
										275	H Savannah St.	5 3
										284	A The Citadel	3 4
										284	A The Citadel	1 10
										284	H The Citadel	10 5
				LAST 10 GAMES								
				290	A	Longwood	6 7	235	A	USC Upstate	7 11	
				290	A	Longwood	2 3	157	A	High Point	2 8	
				233	H	Georgia St.	6 15	157	A	High Point	6 5	
				290	A	Longwood	16 3	157	A	High Point	4 9	
				284	H	The Citadel	10 5	94	A	Col. of Charleston	7 9	

Non-Div. I Games:

Charleston So.

RPI	S	Opponent	Score	
284	H	The Citadel	10	5
290	A	Longwood	6	7
290	A	Longwood	2	3
290	A	Longwood	16	3

Charleston So.

C
h
a
r
l
e
s
t
o
n
S
o
.

C
h
a
r
l
e
s
t
o
n
S
o
.

Average RPI Win:		285	WON-LOST RECORD		WINNING PCT. RANK		LAST 10 GAMES		STRENGTH OF SCHEDULE		OPP. STRENGTH OF SCHEDULE		TEAM RPI		ADJ RPI		CONF. RPI		ADJ CONF. RPI	
Average RPI Loss:		189																		
DIV. I ONLY			5-16-0		.2381 280		1-9-0		202		295		278		.41157 279		31		31	
DIV. I NON-CONF.			0-7-0		0 297		0-3-0		4		146		246		.44004 246		30		30	
TOTALS		RPI 1-25		RPI 26-50		W-L RECORDS		RPI 51-100		RPI 101-150		RPI 150+								
5-16-0		0-1-0		0-1-0		OVERALL		0-2-0		0-3-0		5-9-0								
1-4-0		0-0-0		0-0-0		HOME		0-0-0		0-0-0		1-4-0								
4-12-0		0-1-0		0-1-0		AWAY		0-2-0		0-3-0		4-5-0								
0-0-0		0-0-0		0-0-0		NEUTRAL		0-0-0		0-0-0		0-0-0								
0-7-0		0-1-0		0-1-0		NON-CONFERENCE		0-2-0		0-3-0		0-0-0								
0-0-0		0-0-0		0-0-0		HOME		0-0-0		0-0-0		0-0-0								
0-7-0		0-1-0		0-0-		AWAY		0-2-0		0-3-0		0-0-0								
0-0-0		0-0-0		0-0-0		NEUTRAL		0-0-0		0-0-0		0-0-0								
5-9-0		0-0-0		0-0-0		CONFERENCE		0-0-0		0-0-0		5-9-0								
1-4-0		0-0-0		0-0-0		HOME		0-0-0		0-0-0		1-4-0								
4-5-0		0-0-0		0-0-0		AWAY		0-0-0		0-0-0		4-5-0								
0-0-0		0-0-0		0-0-0		NEUTRAL		0-0-0		0-0-0		0-0-0								
RPI	S	Opponent		Score		RPI	S	Opponent		Score		RPI	S	Opponent		Score				
17	A	Mississippi St.		5	18	38	A	Louisiana Tech		1	21	72	A	Arkansas St.		0	10			
												72	A	Arkansas St.		2	4			
														116 A Memphis		1	8			
														120 A Northwestern St.		0	9			
														120 A Northwestern St.		0	11			
														255 A Alabama St.		6	12			
														255 A Alabama St.		12	11			
														255 A Alabama St.		3	13			
														255 H Alabama St.		4	5			
														255 H Alabama St.		2	12			
														283 H Jackson St.		3	13			
														283 H Jackson St.		1	11			
														283 H Jackson St.		2	0			
														295 A Alabama A&M		2	6			
														295 A Alabama A&M		0	6			
														295 A Alabama A&M		6	11			
														296 A Alcorn		9	2			
														296 A Alcorn		15	5			
														296 A Alcorn		14	2			
LAST 10 GAMES																				
255 H Alabama St.						2	12	120 A Northwestern St.						0	11					
255 H Alabama St.						4	5	295 A Alabama A&M						6	11					
255 A Alabama St.						3	13	295 A Alabama A&M						2	6					
255 A Alabama St.						12	11	295 A Alabama A&M						0	6					
120 A Northwestern St.						0	9	17 A Mississippi St.						5	18					

Non-Div. I Games:	Delta St.	0	8	Tougaloo	1	0
-------------------	-----------	---	---	----------	---	---

Mississippi Val.

[illegible]

Eastern Mich.

T
e
n
n
e
s
s
e
e
T
e
c
h

Tennessee Tech

I
o
n
a

Iona

RPI	S	Opponent	Score	
259	A	George Washington	8	2
298	A	Fairleigh Dickinson	5	3

Iona

I
o
n
a

I
o
n
a

Average RPI Win: 253		WON-LOST RECORD		WINNING PCT. RANK		LAST 10 GAMES		STRENGTH OF SCHEDULE		OPP. STRENGTH OF SCHEDULE		TEAM RPI		ADJ RPI		CONF. RPI		ADJ CONF. RPI	
DIV. I ONLY		11-18-0		.37931 224		8-2-0		256		272		273		.40673 283		31		31	
DIV. I NON-CONF.		3-12-0		.2 271		1-1-0		187		140		267		.41605 275		30		30	
TOTALS		RPI 1-25		RPI 26-50		W-L RECORDS		RPI 51-100		RPI 101-150		RPI 150+							
11-18-0		0-1-0		0-2-0		OVERALL		0-3-0		0-1-0		11-11-0							
6-11-0		0-0-0		0-0-0		HOME		0-3-0		0-0-0		6-8-0							
5-7-0		0-1-0		0-2-0		AWAY		0-0-0		0-1-0		5-3-0							
0-0-0		0-0-0		0-0-0		NEUTRAL		0-0-0		0-0-0		0-0-0							
3-12-0		0-1-0		0-2-0		NON-CONFERENCE		0-3-0		0-1-0		3-5-0							
1-6-0		0-0-0		0-0-0		HOME		0-3-0		0-0-0		1-3-0							
2-6-0		0-1-0		0-0-		AWAY		0-0-0		0-1-0		2-2-0							
0-0-0		0-0-0		0-0-0		NEUTRAL		0-0-0		0-0-0		0-0-0							
8-6-0		0-0-0		0-0-0		CONFERENCE		0-0-0		0-0-0		8-6-0							
5-5-0		0-0-0		0-0-0		HOME		0-0-0		0-0-0		5-5-0							
3-1-0		0-0-0		0-0-0		AWAY		0-0-0		0-0-0		3-1-0							
0-0-0		0-0-0		0-0-0		NEUTRAL		0-0-0		0-0-0		0-0-0							
RPI	S	Opponent		Score		RPI	S	Opponent		Score		RPI	S	Opponent		Score			
17	A	Mississippi St.		4	17	34	A	Miami (FL)		1	8	74	H	Boston College		3	7		
						34	A	Miami (FL)		3	4	74	H	Boston College		5	9		
												74	H	Boston College		2	11		
														La.-Monroe		1	10		
														Milwaukee		1	3		
														Milwaukee		0	2		
														Milwaukee		7	5		
														New Orleans		12	4		
														New Orleans		2	21		
														Grambling		4	2		
														Grambling		10	2		
														Alabama St.		11	4		
														Alabama St.		6	7		
														Alabama St.		1	9		
														Florida A&M		11	8		
														Florida A&M		6	7		
														Florida A&M		5	6		
														Mississippi Val.		13	3		
														Mississippi Val.		11	1		
														Mississippi Val.		0	2		
														Alabama A&M		11	6		
														Alabama A&M		4	5		
														Alabama A&M		0	5		
														Alcorn		9	4		
														Alcorn		4	18		
														Alcorn		13	1		
LAST 10 GAMES					LAST 10 GAMES					LAST 10 GAMES									
						152	H	Milwaukee		1	3	296	H	Alcorn		9	4		
						74	H	Boston College		5	9	146	A	La.-Monroe		1	10		
						163	A	New Orleans		12	4	255	H	Alabama St.		6	7		
						296	H	Alcorn		13	1	255	H	Alabama St.		1	9		
						296	H	Alcorn		4	18	255	H	Alabama St.		11	4		
Non-Div. I Games:		Rust		15 1		Tougaloo		13 7		Rust		15 4		Rust		10 2			
		Stillman		12 4		Tougaloo		5 1		Tougaloo		5 3		Stillman		Jackson St.			

Average RPI Win: 260		WON-LOST	WINNING	LAST 10	STRENGTH OF		OPP. STRENGTH	TEAM	ADJ		CONF.	ADJ CONF.
Average RPI Loss: 139		RECORD	PCT. RANK	GAMES	SCHEDULE		OF SCHEDULE	RPI	RPI		RPI	RPI
DIV. I ONLY		10-22-0	.3125	250	3-7-0		237	196	284		16	16
DIV. I NON-CONF.		7-16-0	.30435	233	0-2-0		178	252	271		19	19
TOTALS		RPI 1-25	RPI 26-50		W-L RECORDS		RPI 51-100		RPI 101-150		RPI 150+	
10-22-0		0-0-0	0-5-0		OVERALL		0-5-0		0-0-0		10-12-0	
10-11-0		0-0-0	0-1-0		HOME		0-4-0		0-0-0		10-6-0	
0-11-0		0-0-0	0-4-0		AWAY		0-1-0		0-0-0		0-6-0	
0-0-0		0-0-0	0-0-0		NEUTRAL		0-0-0		0-0-0		0-0-0	
7-16-0		0-0-0	0-5-0		NON-CONFERENCE		0-5-0		0-0-0		7-6-0	
7-8-0		0-0-0	0-1-0		HOME		0-4-0		0-0-0		7-3-0	
0-8-0		0-0-0	0-0-		AWAY		0-1-0		0-0-0		0-3-0	
0-0-0		0-0-0	0-0-0		NEUTRAL		0-0-0		0-0-0		0-0-0	
3-6-0		0-0-0	0-0-0		CONFERENCE		0-0-0		0-0-0		3-6-0	
3-3-0		0-0-0	0-0-0		HOME		0-0-0		0-0-0		3-3-0	
0-3-0		0-0-0	0-0-0		AWAY		0-0-0		0-0-0		0-3-0	
0-0-0		0-0-0	0-0-0		NEUTRAL		0-0-0		0-0-0		0-0-0	
RPI S	Opponent	Score	RPI S	Opponent	Score	RPI S	Opponent	Score	RPI S	Opponent	Score	
			36 A	Indiana St.	1 5	66 H	Michigan	0 2	165 H	Kent St.	2 11	
			36 A	Indiana St.	2 4	66 H	Michigan	1 9	171 H	Mercer	8 5	
			36 A	Indiana St.	0 8	66 H	Michigan	3 6	171 H	Mercer	0 10	
			40 A	South Carolina	0 9	71 H	Ga. Southern	2 6	171 H	Mercer	3 10	
			40 H	South Carolina	9 10	94 A	Col. of Charleston	1 11	172 A	Winthrop	1 8	
									172 H	Winthrop	1 4	
									185 A	Furman	4 5	
									185 A	Furman	2 7	
									185 A	Furman	6 20	
									257 H	VMI	5 9	
									257 H	VMI	1 0	
									257 H	VMI	3 2	
									261 H	North Ala.	6 3	
									261 H	North Ala.	7 4	
									261 H	North Ala.	8 3	
									278 A	Charleston So.	5 10	
									278 A	Charleston So.	5 10	
									278 H	Charleston So.	10 1	
									278 H	Charleston So.	4 3	
									286 H	Delaware St.	5 0	
									286 H	Delaware St.	1 3	
									286 H	Delaware St.	9 3	
LAST 10 GAMES												
			171 H	Mercer	0 10	185 A	Furman	6 20				
			171 H	Mercer	3 10	185 A	Furman	4 5				
			171 H	Mercer	8 5	94 A	Col. of Charleston	1 11				
			278 A	Charleston So.	5 10	257 H	VMI	3 2				
			185 A	Furman	2 7	257 H	VMI	1 0				

Non-Div. I Games:

The Citadel

[illegible]

Non-Div. I Games:

Georgetown

Average RPI Win:	229	WON-LOST RECORD	WINNING PCT. RANK	LAST 10 GAMES	STRENGTH OF SCHEDULE	OPP. STRENGTH OF SCHEDULE	TEAM RPI	ADJ RPI	CONF. RPI	ADJ CONF. RPI	
Average RPI Loss:	233										
DIV. I ONLY	10-18-0	.35714	233	4-6-0	278	286	286	.40192	286	30	30
DIV. I NON-CONF.	4-10-0	.28571	239	0-2-0	257	276	282	.40382	282	31	31
<hr/>											
TOTALS	RPI 1-25	RPI 26-50		W-L RECORDS		RPI 51-100		RPI 101-150		RPI 150+	
10-18-0	0-0-0	0-0-0		OVERALL		2-1-0		0-0-0		8-17-0	
4-6-0	0-0-0	0-0-0		HOME		2-1-0		0-0-0		2-5-0	
5-10-0	0-0-0	0-0-0		AWAY		0-0-0		0-0-0		5-10-0	
1-2-0	0-0-0	0-0-0		NEUTRAL		0-0-0		0-0-0		1-2-0	
4-10-0	0-0-0	0-0-0		NON-CONFERENCE		2-1-0		0-0-0		2-9-0	
2-2-0	0-0-0	0-0-0		HOME		2-1-0		0-0-0		0-1-0	
1-6-0	0-0-0	0-0-		AWAY		0-0-0		0-0-0		1-6-0	
1-2-0	0-0-0	0-0-0		NEUTRAL		0-0-0		0-0-0		1-2-0	
6-8-0	0-0-0	0-0-0		CONFERENCE		0-0-0		0-0-0		6-8-0	
2-4-0	0-0-0	0-0-0		HOME		0-0-0		0-0-0		2-4-0	
4-4-0	0-0-0	0-0-0		AWAY		0-0-0		0-0-0		4-4-0	
0-0-0	0-0-0	0-0-0		NEUTRAL		0-0-0		0-0-0		0-0-0	
RPI	S	Opponent	Score	RPI	S	Opponent	Score	RPI	S	Opponent	Score
						95 H Marist	2 12			175 A Navy	3 11
						95 H Marist	3 1			202 A Delaware	2 13
						95 H Marist	6 1			210 N UMBC	6 5
										210 N UMBC	2 3
										210 N UMBC	5 10
										225 H Coppin St.	5 10
										225 H Coppin St.	11 12
										225 H Coppin St.	5 1
										244 A La Salle	2 12
										244 H La Salle	4 7
										249 A N.C. Central	1 4
										249 A N.C. Central	4 3
										256 A Norfolk St.	5 8
										256 A Norfolk St.	2 7
										256 A Norfolk St.	0 9
										256 H Norfolk St.	3 9
										256 H Norfolk St.	16 6
										256 H Norfolk St.	3 7
										259 A George Washington	1 18
										284 A The Citadel	3 1
										284 A The Citadel	0 5
										284 A The Citadel	3 9
				LAST 10 GAMES							
				256 H Norfolk St.	16	6	293 A UMES	10	5	293 A UMES	9 2
				256 H Norfolk St.	3	7	293 A UMES	6	2	293 A UMES	6 2
				249 A N.C. Central	1	4	293 A UMES	9	2	293 A UMES	10 5
				202 A Delaware	2	13	244 A La Salle	2	12		
				256 H Norfolk St.	3	9	225 H Coppin St.	5	10		

Non-Div. I Games:

Delaware St.

Average RPI Win: 214		WON-LOST	WINNING		LAST 10	STRENGTH OF		OPP. STRENGTH	TEAM	ADJ		CONF.	ADJ CONF.		
Average RPI Loss: 192		RECORD	PCT. RANK		GAMES	SCHEDULE		OF SCHEDULE	RPI	RPI		RPI	RPI		
DIV. I ONLY		7-21-0	.25	274	3-7-0	279		239	287	.39438	287	28	28		
DIV. I NON-CONF.		5-16-0	.2381	263	1-3-0	281		219	287	.39908	287	27	27		
TOTALS		RPI 1-25	RPI 26-50		W-L RECORDS		RPI 51-100		RPI 101-150		RPI 150+				
7-21-0		0-0-0	0-1-0		OVERALL		0-0-0		3-5-0		4-15-0				
1-5-0		0-0-0	0-0-0		HOME		0-0-0		0-0-0		1-5-0				
6-14-0		0-0-0	0-1-0		AWAY		0-0-0		3-4-0		3-9-0				
0-2-0		0-0-0	0-0-0		NEUTRAL		0-0-0		0-1-0		0-1-0				
5-16-0		0-0-0	0-1-0		NON-CONFERENCE		0-0-0		3-5-0		2-10-0				
1-1-0		0-0-0	0-0-0		HOME		0-0-0		0-0-0		1-1-0				
4-13-0		0-0-0	0-0-		AWAY		0-0-0		3-4-0		1-8-0				
0-2-0		0-0-0	0-0-0		NEUTRAL		0-0-0		0-1-0		0-1-0				
2-5-0		0-0-0	0-0-0		CONFERENCE		0-0-0		0-0-0		2-5-0				
0-4-0		0-0-0	0-0-0		HOME		0-0-0		0-0-0		0-4-0				
2-1-0		0-0-0	0-0-0		AWAY		0-0-0		0-0-0		2-1-0				
0-0-0		0-0-0	0-0-0		NEUTRAL		0-0-0		0-0-0		0-0-0				
RPI	S	Opponent	Score	RPI	S	Opponent	Score	RPI	S	Opponent	Score	RPI	S	Opponent	Score
				37	A	BYU	5 11			105	N	Utah	6	10	
										142	A	New Mexico	3	5	
										142	A	New Mexico	4	7	
										142	A	New Mexico	3	13	
										142	A	New Mexico	5	3	
										145	A	Cincinnati	0	5	
										145	A	Cincinnati	8	7	
										145	A	Cincinnati	2	1	
										164	A	Binghamton	4	16	
										168	H	Canisius	0	9	
										181	A	N.C. A&T	0	6	
										181	A	N.C. A&T	3	4	
										181	A	N.C. A&T	2	6	
										204	H	Quinnipiac	1	3	
										204	H	Quinnipiac	2	7	
										204	H	Quinnipiac	1	7	
										238	N	Central Conn. St.	4	5	
										260	A	Utah Valley	2	8	
										260	A	Utah Valley	12	8	
										266	H	St. Bonaventure	9	4	
										266	H	St. Bonaventure	6	10	
										267	A	Bucknell	1	7	
										267	A	Bucknell	1	13	
										267	A	Bucknell	1	7	
										267	A	Bucknell	1	14	
										181	A	N.C. A&T	0	6	
										269	A	Rider	1	0	
										142	A	New Mexico	3	5	
										269	A	Rider	5	13	
										269	A	Rider	12	9	
										269	A	Rider	1	0	
				LAST 10 GAMES											
				204	H	Quinnipiac	1 3	267	A	Bucknell	1 13	267	A	Bucknell	1 13
				204	H	Quinnipiac	2 7	267	A	Bucknell	1 7	267	A	Bucknell	1 14
				204	H	Quinnipiac	1 7	181	A	N.C. A&T	0 6	269	A	Rider	1 0
				168	H	Canisius	0 9	142	A	New Mexico	3 5	269	A	Rider	5 13
				37	A	BYU	5 11	269	A	Rider	1 0	269	A	Rider	12 9

Non-Div. I Games:

Niagara

Average RPI Win:	204	WON-LOST	WINNING	LAST 10	STRENGTH OF	OPP. STRENGTH	TEAM	ADJ	CONF.	ADJ CONF.	
Average RPI Loss:	209	RECORD	PCT. RANK	GAMES	SCHEDULE	OF SCHEDULE	RPI	RPI	RPI	RPI	
DIV. I ONLY	8-22-0	.26667	268	3-7-0	235	281	288	.38621	288	17	17
DIV. I NON-CONF.	7-20-0	.25926	254	2-5-0	244	283	290	.38841	290	16	16
TOTALS	RPI 1-25	RPI 26-50	W-L RECORDS	RPI 51-100	RPI 101-150	RPI 150+					
8-22-0	0-0-0	0-0-0	OVERALL	0-3-0	2-1-0	6-18-0					
5-9-0	0-0-0	0-0-0	HOME	0-0-0	1-0-0	4-9-0					
0-5-0	0-0-0	0-0-0	AWAY	0-3-0	0-0-0	0-2-0					
3-8-0	0-0-0	0-0-0	NEUTRAL	0-0-0	1-1-0	2-7-0					
7-20-0	0-0-0	0-0-0	NON-CONFERENCE	0-3-0	2-1-0	5-16-0					
4-7-0	0-0-0	0-0-0	HOME	0-0-0	1-0-0	3-7-0					
0-5-0	0-0-0	0-0-0	AWAY	0-3-0	0-0-0	0-2-0					
3-8-0	0-0-0	0-0-0	NEUTRAL	0-0-0	1-1-0	2-7-0					
1-2-0	0-0-0	0-0-0	CONFERENCE	0-0-0	0-0-0	1-2-0					
1-2-0	0-0-0	0-0-0	HOME	0-0-0	0-0-0	1-2-0					
0-0-0	0-0-0	0-0-0	AWAY	0-0-0	0-0-0	0-0-0					
0-0-0	0-0-0	0-0-0	NEUTRAL	0-0-0	0-0-0	0-0-0					
RPI S Opponent Score	RPI S Opponent Score	RPI S Opponent Score	RPI S Opponent Score	RPI S Opponent Score	RPI S Opponent Score	RPI S Opponent Score					
				91 A Virginia 2 7	113 H Penn 5 4						
				91 A Virginia 2 10	135 N Central Mich. 1 9						
				91 A Virginia 3 7	135 N Central Mich. 13 7						
					152 N Milwaukee 4 7						
					170 N Northeastern 5 2						
					175 H Navy 3 14						
					175 H Navy 1 5						
					182 H Lafayette 6 8						
					223 N Pittsburgh 2 7						
					229 A Saint Joseph's 0 4						
					229 H Saint Joseph's 8 7						
					234 H Seton Hall 5 7						
					234 H Seton Hall 3 6						
					234 H Seton Hall 6 5						
					241 N Western Mich. 2 11						
					244 A La Salle 7 8						
					244 H La Salle 1 0						
					244 H La Salle 8 6						
					247 H LIU Brooklyn 1 4						
					247 H LIU Brooklyn 3 11						
					247 H LIU Brooklyn 0 3						
					264 N Chicago St. 11 12						
					264 N Chicago St. 9 13						
					266 N St. Bonaventure 16 3						
					267 H Bucknell 5 10						
					271 N George Mason 5 12						
					297 N Mt. St. Mary's 16 19						
LAST 10 GAMES				229 H Saint Joseph's 8 7	264 N Chicago St. 9 13						
				234 H Seton Hall 3 6	234 H Seton Hall 5 7						
				234 H Seton Hall 6 5	113 H Penn 5 4						
				182 H Lafayette 6 8	247 H LIU Brooklyn 1 4						
				267 H Bucknell 5 10	247 H LIU Brooklyn 0 3						
				91 A Virginia 2 7							

Non-Div. I Games:

Villanova

Average RPI Win: 295		WON-LOST	WINNING	LAST 10	STRENGTH OF		OPP. STRENGTH	TEAM	ADJ		CONF.	ADJ CONF.
Average RPI Loss: 209		RECORD	PCT. RANK	GAMES	SCHEDULE		OF SCHEDULE	RPI	RPI		RPI	RPI
DIV. I ONLY		4-24-0	.14286	297	1-9-0		206	298	289		27	27
DIV. I NON-CONF.		4-12-0	.25	255	0-1-0		217	299	262		26	26
TOTALS		RPI 1-25	RPI 26-50		W-L RECORDS		RPI 51-100		RPI 101-150		RPI 150+	
4-24-0		0-0-0	0-0-0		OVERALL		0-0-0		0-3-0		4-21-0	
0-6-0		0-0-0	0-0-0		HOME		0-0-0		0-0-0		0-6-0	
4-18-0		0-0-0	0-0-0		AWAY		0-0-0		0-3-0		4-15-0	
0-0-0		0-0-0	0-0-0		NEUTRAL		0-0-0		0-0-0		0-0-0	
4-12-0		0-0-0	0-0-0		NON-CONFERENCE		0-0-0		0-3-0		4-9-0	
0-0-0		0-0-0	0-0-0		HOME		0-0-0		0-0-0		0-0-0	
4-12-0		0-0-0	0-0-		AWAY		0-0-0		0-3-0		4-9-0	
0-0-0		0-0-0	0-0-0		NEUTRAL		0-0-0		0-0-0		0-0-0	
0-12-0		0-0-0	0-0-0		CONFERENCE		0-0-0		0-0-0		0-12-0	
0-6-0		0-0-0	0-0-0		HOME		0-0-0		0-0-0		0-6-0	
0-6-0		0-0-0	0-0-0		AWAY		0-0-0		0-0-0		0-6-0	
0-0-0		0-0-0	0-0-0		NEUTRAL		0-0-0		0-0-0		0-0-0	
RPI S	Opponent	Score	RPI S	Opponent	Score	RPI S	Opponent	Score	RPI S	Opponent	Score	
									115 A	Ball St.	6	11
									115 A	Ball St.	11	12
									138 A	Dayton	3	9
									155 A	Omaha	4	11
									155 A	Omaha	1	6
									155 A	Omaha	0	26
									177 H	South Dakota St.	2	12
									177 H	South Dakota St.	0	8
									177 H	South Dakota St.	4	5
									219 H	North Dakota St.	0	7
									219 H	North Dakota St.	8	17
									219 H	North Dakota St.	4	5
									228 A	Oral Roberts	4	20
									228 A	Oral Roberts	3	13
									228 A	Oral Roberts	5	7
									243 A	Butler	3	18
									243 A	Butler	1	7
									243 A	Butler	0	16
									255 A	Alabama St.	7	14
									255 A	Alabama St.	1	7
									255 A	Alabama St.	9	10
									270 A	Southeast Mo. St.	1	14
									270 A	Southeast Mo. St.	4	12
									270 A	Southeast Mo. St.	1	10
									295 A	Alabama A&M	10	2
									295 A	Alabama A&M	6	5
									295 A	Alabama A&M	5	4
LAST 10 GAMES												
			219 H	North Dakota St.	4	5	270 A	Southeast Mo. St.	1	10		
			219 H	North Dakota St.	8	17	295 A	Alabama A&M	5	4		
			177 H	South Dakota St.	2	12	219 H	North Dakota St.	0	7		
			177 H	South Dakota St.	4	5	177 H	South Dakota St.	0	8		
			270 A	Southeast Mo. St.	1	14	155 A	Omaha	0	26		

Non-Div. I Games: Goshen 11 9

Purdue Fort Wayne

RPI	S	Opponent	Score	
295	A	Alabama A&M	9	8

Purdue Fort Wayne
n
e

P
u
r
d
u
e
F
o
r
t
W
a
y
n
e

Longwood

Longwood

RPI	S	Opponent	Score	
293	H	UMES	4	2
293	H	UMES	4	3
293	H	UMES	6	1

Longwood

L
o
n
g
w
o
o
d

L
o
n
g
w
o
o
d

Average RPI Win: 259		WON-LOST	WINNING	LAST 10	STRENGTH OF		OPP. STRENGTH	TEAM	ADJ	CONF.	ADJ CONF.
Average RPI Loss: 192		RECORD	PCT. RANK	GAMES	SCHEDULE		OF SCHEDULE	RPI	RPI	RPI	RPI
DIV. I ONLY		6-25-0	.19355	291	3-7-0		271	270	291	.37986	291
DIV. I NON-CONF.		2-10-0	.16667	283	1-2-0		83	60	208	.46475	208
TOTALS		RPI 1-25	RPI 26-50		W-L RECORDS		RPI 51-100		RPI 101-150		RPI 150+
6-25-0	0-3-0	0-1-0		OVERALL		0-1-0		0-1-0		6-19-0	
1-4-0	0-0-0	0-0-0		HOME		0-0-0		0-0-0		1-4-0	
4-19-0	0-3-0	0-1-0		AWAY		0-1-0		0-1-0		4-13-0	
1-2-0	0-0-0	0-0-0		NEUTRAL		0-0-0		0-0-0		1-2-0	
2-10-0	0-3-0	0-1-0		NON-CONFERENCE		0-1-0		0-1-0		2-4-0	
0-0-0	0-0-0	0-0-0		HOME		0-0-0		0-0-0		0-0-0	
1-10-0	0-3-0	0-0-		AWAY		0-1-0		0-1-0		1-4-0	
1-0-0	0-0-0	0-0-0		NEUTRAL		0-0-0		0-0-0		1-0-0	
4-15-0	0-0-0	0-0-0		CONFERENCE		0-0-0		0-0-0		4-15-0	
1-4-0	0-0-0	0-0-0		HOME		0-0-0		0-0-0		1-4-0	
3-9-0	0-0-0	0-0-0		AWAY		0-0-0		0-0-0		3-9-0	
0-2-0	0-0-0	0-0-0		NEUTRAL		0-0-0		0-0-0		0-2-0	
RPI S	Opponent	Score	RPI S	Opponent	Score	RPI S	Opponent	Score	RPI S	Opponent	Score
17 A	Mississippi St.	1 14	47 A	Oklahoma	0 8	78 A	UT Arlington	2 10	134 A	Little Rock	3 12
20 A	Ole Miss	0 25							151 A	Abilene Christian	7 16
20 A	Ole Miss	2 12							151 A	Abilene Christian	4 5
									151 A	Abilene Christian	7 9
									162 A	SFA	6 4
									180 A	Central Ark.	1 8
									196 A	Southern U.	4 16
									196 A	Southern U.	4 9
									196 A	Southern U.	13 16
									246 H	Texas Southern	3 6
									246 H	Texas Southern	14 2
									246 H	Texas Southern	6 9
									250 A	Grambling	0 11
									250 A	Grambling	1 4
									250 A	Grambling	4 5
									255 N	Alabama St.	12 23
									265 N	Florida A&M	11 1
									292 A	Prairie View	2 9
									292 A	Prairie View	17 2
									292 A	Prairie View	7 9
									292 H	Prairie View	3 4
									292 H	Prairie View	8 11
									295 A	Alabama A&M	7 3
									295 A	Alabama A&M	13 12
									295 A	Alabama A&M	2 6
									296 N	Alcorn	9 10
LAST 10 GAMES			LAST 10 GAMES			LAST 10 GAMES			LAST 10 GAMES		
292 H	Prairie View	3 4	292 H	Prairie View	8 11	295 A	Alabama A&M	7 3	295 A	Alabama A&M	13 12
20 A	Ole Miss	0 25	162 A	SFA	6 4	295 A	Alabama A&M	2 6	296 N	Alcorn	9 10
196 A	Southern U.	4 9	246 H	Texas Southern	6 9						
196 A	Southern U.	4 16	246 H	Texas Southern	14 2						
134 A	Little Rock	3 12	246 H	Texas Southern	3 6						

Non-Div. I Games:

Ark.-Pine Bluff

Average RPI Win: 272		WON-LOST RECORD		WINNING PCT. RANK		LAST 10 GAMES		STRENGTH OF SCHEDULE		OPP. STRENGTH OF SCHEDULE		TEAM RPI		ADJ RPI		CONF. RPI		ADJ CONF. RPI					
DIV. I ONLY		9-21-0		.3 254		6-4-0		282		276		292		.37691 292		31		31					
DIV. I NON-CONF.		0-11-0		0 297		0-3-0		152		148		294		.37661 294		30		30					
TOTALS		RPI 1-25		RPI 26-50		W-L RECORDS		RPI 51-100		RPI 101-150		RPI 150+											
9-21-0		0-1-0		0-0-0		OVERALL		0-1-0		0-4-0		9-15-0											
5-8-0		0-0-0		0-0-0		HOME		0-0-0		0-0-0		5-8-0											
3-9-0		0-1-0		0-0-0		AWAY		0-1-0		0-2-0		3-5-0											
1-4-0		0-0-0		0-0-0		NEUTRAL		0-0-0		0-2-0		1-2-0											
0-11-0		0-1-0		0-0-0		NON-CONFERENCE		0-1-0		0-4-0		0-5-0											
0-1-0		0-0-0		0-0-0		HOME		0-0-0		0-0-0		0-1-0											
0-7-0		0-1-0		0-0-		AWAY		0-1-0		0-2-0		0-3-0											
0-3-0		0-0-0		0-0-0		NEUTRAL		0-0-0		0-2-0		0-1-0											
9-10-0		0-0-0		0-0-0		CONFERENCE		0-0-0		0-0-0		9-10-0											
5-7-0		0-0-0		0-0-0		HOME		0-0-0		0-0-0		5-7-0											
3-2-0		0-0-0		0-0-0		AWAY		0-0-0		0-0-0		3-2-0											
1-1-0		0-0-0		0-0-0		NEUTRAL		0-0-0		0-0-0		1-1-0											
RPI S	Opponent	Score		RPI S	Opponent	Score		RPI S	Opponent	Score		RPI S	Opponent	Score									
14 A	Texas A&M	1	9					90 A	Incarnate Word	3	16	106 A	A&M-Corpus Christi	5	8								
												128 A	Rice	5	25								
												135 N	Central Mich.	2	15								
												135 N	Central Mich.	3	12								
												162 H	SFA	5	8								
												195 N	Eastern Ky.	1	11								
												196 A	Southern U.	5	8								
												196 A	Southern U.	10	6								
												196 A	Southern U.	4	26								
												217 A	Houston Baptist	3	10								
												217 A	Houston Baptist	5	21								
												218 A	Lamar University	6	7								
												246 H	Texas Southern	5	7								
												246 H	Texas Southern	2	34								
												246 H	Texas Southern	5	3								
												250 H	Grambling	11	13								
												250 H	Grambling	18	15								
												250 H	Grambling	1	9								
												255 N	Alabama St.	9	10								
												291 A	Ark.-Pine Bluff	4	3								
												291 A	Ark.-Pine Bluff	11	8								
												291 H	Ark.-Pine Bluff	9	7								
												291 H	Ark.-Pine Bluff	9	2								
												291 H	Ark.-Pine Bluff	2	17								
												296 H	Alcorn	9	11								
												296 H	Alcorn	1	12								
												296 H	Alcorn	12	6								
Non-Div. I Games: Texas Col.				13	12	Texas Col.				9	4	Houston-Victoria				10	9	Houston-Victoria				4	7

Prairie View

RPI	S	Opponent	Score	
296	N	Alcorn	10	3

Prairie View

P
r
a
i
r
i
e
V
i
e
w

P
r
a
i
r
i
e
V
i
e
w

Average RPI Win: 264		WON-LOST	WINNING	LAST 10	STRENGTH OF	OPP. STRENGTH	TEAM	ADJ	CONF.	ADJ CONF.		
Average RPI Loss: 232		RECORD	PCT. RANK	GAMES	SCHEDULE	OF SCHEDULE	RPI	RPI	RPI	RPI		
DIV. I ONLY		9-26-0	.25714	273	4-6-0	253	299	294	.37417	293	30	30
DIV. I NON-CONF.		6-17-0	.26087	253	3-1-0	253	296	291	.38559	291	31	31
<hr/>												
TOTALS		RPI 1-25		RPI 26-50		W-L RECORDS		RPI 51-100		RPI 101-150		RPI 150+
9-26-0		0-0-0		0-0-0		OVERALL		0-0-0		0-2-0		9-24-0
6-13-0		0-0-0		0-0-0		HOME		0-0-0		0-0-0		6-13-0
3-11-0		0-0-0		0-0-0		AWAY		0-0-0		0-2-0		3-9-0
0-2-0		0-0-0		0-0-0		NEUTRAL		0-0-0		0-0-0		0-2-0
<hr/>												
6-17-0		0-0-0		0-0-0		NON-CONFERENCE		0-0-0		0-2-0		6-15-0
3-7-0		0-0-0		0-0-0		HOME		0-0-0		0-0-0		3-7-0
3-8-0		0-0-0		0-0-		AWAY		0-0-0		0-2-0		3-6-0
0-2-0		0-0-0		0-0-0		NEUTRAL		0-0-0		0-0-0		0-2-0
<hr/>												
3-9-0		0-0-0		0-0-0		CONFERENCE		0-0-0		0-0-0		3-9-0
3-6-0		0-0-0		0-0-0		HOME		0-0-0		0-0-0		3-6-0
0-3-0		0-0-0		0-0-0		AWAY		0-0-0		0-0-0		0-3-0
0-0-0		0-0-0		0-0-0		NEUTRAL		0-0-0		0-0-0		0-0-0
<hr/>												
RPI	S	Opponent	Score	RPI	S	Opponent	Score	RPI	S	Opponent	Score	

Non-Div. I Games:

UMES

RPI	S	Opponent	Score	
290	A	Longwood	3	4
290	A	Longwood	1	6
290	A	Longwood	3	0
290	A	Longwood	2	4
297	A	Mt. St. Mary's	15	12
297	A	Mt. St. Mary's	4	3
297	H	Mt. St. Mary's	5	16
297	H	Mt. St. Mary's	7	6

Average RPI Win:	225	WON-LOST	WINNING	LAST 10	STRENGTH OF	OPP. STRENGTH	TEAM	ADJ	CONF.	ADJ CONF.	
Average RPI Loss:	153	RECORD	PCT. RANK	GAMES	SCHEDULE	OF SCHEDULE	RPI	RPI	RPI	RPI	
DIV. I ONLY	6-19-0	.24	279	3-7-0	270	211	293	.37308	294	23	23
DIV. I NON-CONF.	3-13-0	.1875	278	1-0-0	249	201	292	.38328	292	22	22
<hr/>											
TOTALS	RPI 1-25	RPI 26-50		W-L RECORDS		RPI 51-100		RPI 101-150		RPI 150+	
6-19-0	0-0-0	0-0-0		OVERALL		0-7-0		1-5-0		5-7-0	
6-4-0	0-0-0	0-0-0		HOME		0-0-0		1-0-0		5-4-0	
0-12-0	0-0-0	0-0-0		AWAY		0-4-0		0-5-0		0-3-0	
0-3-0	0-0-0	0-0-0		NEUTRAL		0-3-0		0-0-0		0-0-0	
3-13-0	0-0-0	0-0-0		NON-CONFERENCE		0-7-0		1-2-0		2-4-0	
3-1-0	0-0-0	0-0-0		HOME		0-0-0		1-0-0		2-1-0	
0-9-0	0-0-0	0-0-		AWAY		0-4-0		0-2-0		0-3-0	
0-3-0	0-0-0	0-0-0		NEUTRAL		0-3-0		0-0-0		0-0-0	
3-6-0	0-0-0	0-0-0		CONFERENCE		0-0-0		0-3-0		3-3-0	
3-3-0	0-0-0	0-0-0		HOME		0-0-0		0-0-0		3-3-0	
0-3-0	0-0-0	0-0-0		AWAY		0-0-0		0-3-0		0-0-0	
0-0-0	0-0-0	0-0-0		NEUTRAL		0-0-0		0-0-0		0-0-0	
RPI	S	Opponent	Score	RPI	S	Opponent	Score	RPI	S	Opponent	Score
						65 N Washington	1 11	123 A Air Force		0 6	
						65 N Washington	2 3	123 A Air Force		6 9	
						65 N Washington	8 25	123 H Air Force		5 4	
						84 A Portland	5 8	124 A UTRGV		1 11	
						84 A Portland	8 9	124 A UTRGV		0 10	
						84 A Portland	0 4	124 A UTRGV		2 3	
						84 A Portland	2 17	219 H North Dakota St.		3 1	
								219 H North Dakota St.		7 6	
								219 H North Dakota St.		5 11	
								254 A UC Davis		2 9	
								254 A UC Davis		2 11	
								254 A UC Davis		0 12	
								260 H Utah Valley		4 5	
								260 H Utah Valley		11 10	
								260 H Utah Valley		6 9	
								264 H Chicago St.		8 5	
								264 H Chicago St.		15 9	
								264 H Chicago St.		5 6	
				LAST 10 GAMES							
				124 A UTRGV		0 10	65 N Washington		8 25		
				124 A UTRGV		1 11	65 N Washington		1 11		
				123 A Air Force		0 6	84 A Portland		5 8		
				219 H North Dakota St.		5 11	260 H Utah Valley		11 10		
				219 H North Dakota St.		7 6	260 H Utah Valley		4 5		

Non-Div. I Games: Colorado St.-Pueblo 17 7 MSU Denver 6 17

Northern Colo.

Average RPI Win: 266		WON-LOST RECORD		WINNING PCT. RANK		LAST 10 GAMES		STRENGTH OF SCHEDULE		OPP. STRENGTH OF SCHEDULE		TEAM RPI		ADJ RPI		CONF. RPI		ADJ CONF. RPI	
Average RPI Loss: 219																			
DIV. I ONLY		12-23-0		.34286 240		6-4-0		295		274		295		.37174 295		31		31	
DIV. I NON-CONF.		3-15-0		.16667 283		2-1-0		290		190		296		.36399 296		30		30	
TOTALS		RPI 1-25		RPI 26-50		W-L RECORDS		RPI 51-100		RPI 101-150		RPI 150+							
12-23-0		0-2-0		0-1-0		OVERALL		0-0-0		1-1-0		11-19-0							
6-10-0		0-0-0		0-0-0		HOME		0-0-0		0-0-0		6-10-0							
6-13-0		0-2-0		0-1-0		AWAY		0-0-0		1-1-0		5-9-0							
0-0-0		0-0-0		0-0-0		NEUTRAL		0-0-0		0-0-0		0-0-0							
3-15-0		0-2-0		0-1-0		NON-CONFERENCE		0-0-0		1-1-0		2-11-0							
0-7-0		0-0-0		0-0-0		HOME		0-0-0		0-0-0		0-7-0							
3-8-0		0-2-0		0-0-		AWAY		0-0-0		1-1-0		2-4-0							
0-0-0		0-0-0		0-0-0		NEUTRAL		0-0-0		0-0-0		0-0-0							
9-8-0		0-0-0		0-0-0		CONFERENCE		0-0-0		0-0-0		9-8-0							
6-3-0		0-0-0		0-0-0		HOME		0-0-0		0-0-0		6-3-0							
3-5-0		0-0-0		0-0-0		AWAY		0-0-0		0-0-0		3-5-0							
0-0-0		0-0-0		0-0-0		NEUTRAL		0-0-0		0-0-0		0-0-0							
RPI	S	Opponent		Score		RPI	S	Opponent		Score		RPI	S	Opponent		Score			
12	A	Auburn		2	10	26	A	Missouri		5	13			114	A	Morehead St.		0	19
12	A	Auburn		1	10									144	A	UAB		16	8
														171	A	Mercer		0	21
														171	A	Mercer		7	8
														171	A	Mercer		1	10
														203	A	UT Martin		3	8
														203	H	UT Martin		3	12
														243	H	Butler		1	6
														251	A	Bethune-Cookman		8	2
														251	A	Bethune-Cookman		7	4
														255	A	Alabama St.		5	6
														255	A	Alabama St.		1	11
														255	A	Alabama St.		5	4
														279	H	Mississippi Val.		6	0
														279	H	Mississippi Val.		6	2
														279	H	Mississippi Val.		11	6
														281	H	Tennessee Tech		2	23
														283	A	Jackson St.		5	0
														283	A	Jackson St.		6	11
														283	A	Jackson St.		5	4
														289	H	Purdue Fort Wayne		5	6
														289	H	Purdue Fort Wayne		4	5
														289	H	Purdue Fort Wayne		2	10
														289	H	Purdue Fort Wayne		8	9
														291	H	Ark.-Pine Bluff		12	13
														291	H	Ark.-Pine Bluff		3	7
														291	H	Ark.-Pine Bluff		6	2
LAST 10 GAMES																			
289	H	Purdue Fort Wayne		4	5	279	H	Mississippi Val.		6	2	289	H	Purdue Fort Wayne		2	10		
114	A	Morehead St.		0	19	279	H	Mississippi Val.		6	0	289	H	Purdue Fort Wayne		8	9		
296	A	Alcorn		4	8	251	A	Bethune-Cookman		7	4	291	H	Ark.-Pine Bluff		12	13		
296	A	Alcorn		9	10	251	A	Bethune-Cookman		8	2	291	H	Ark.-Pine Bluff		3	7		
279	H	Mississippi Val.		11	6	291	H	Ark.-Pine Bluff		6	2	291	H	Ark.-Pine Bluff		6	2		

Non-Div. I Games:

Alabama A&M

RPI	S	Opponent	Score	
296	A	Alcorn	9	10
296	A	Alcorn	4	8
296	H	Alcorn	1	4
296	H	Alcorn	7	5
296	H	Alcorn	11	2

Alabama A&M

A
l
a
b
a
m
a
A
&
M

A
l
a
b
a
m
a
A
&
M

Average RPI Win: 286		WON-LOST	WINNING	LAST 10	STRENGTH OF	OPP. STRENGTH	TEAM	ADJ	CONF.	ADJ CONF.		
Average RPI Loss: 243		RECORD	PCT. RANK	GAMES	SCHEDULE	OF SCHEDULE	RPI	RPI	RPI	RPI		
DIV. I ONLY		9-19-0	.32143	245	4-6-0	297	292	296	.37059	296	31	31
DIV. I NON-CONF.		2-6-0	.25	255	0-1-0	269	229	265	.4235	265	30	30
<hr/>												
TOTALS		RPI 1-25		RPI 26-50		W-L RECORDS		RPI 51-100		RPI 101-150		RPI 150+
9-19-0		0-0-0		0-0-0		OVERALL		0-0-0		0-2-0		9-17-0
2-5-0		0-0-0		0-0-0		HOME		0-0-0		0-0-0		2-5-0
6-12-0		0-0-0		0-0-0		AWAY		0-0-0		0-2-0		6-10-0
1-2-0		0-0-0		0-0-0		NEUTRAL		0-0-0		0-0-0		1-2-0
2-6-0		0-0-0		0-0-0		NON-CONFERENCE		0-0-0		0-2-0		2-4-0
0-0-0		0-0-0		0-0-0		HOME		0-0-0		0-0-0		0-0-0
2-6-0		0-0-0		0-0-		AWAY		0-0-0		0-2-0		2-4-0
0-0-0		0-0-0		0-0-0		NEUTRAL		0-0-0		0-0-0		0-0-0
7-13-0		0-0-0		0-0-0		CONFERENCE		0-0-0		0-0-0		7-13-0
2-5-0		0-0-0		0-0-0		HOME		0-0-0		0-0-0		2-5-0
4-6-0		0-0-0		0-0-0		AWAY		0-0-0		0-0-0		4-6-0
1-2-0		0-0-0		0-0-0		NEUTRAL		0-0-0		0-0-0		1-2-0
RPI	S	Opponent	Score	RPI	S	Opponent	Score	RPI	S	Opponent	Score	
										108 A	Southeastern La.	3 13
										133 A	McNeese	1 8
										153 A	Nicholls St.	5 25
										153 A	Nicholls St.	1 10
										196 N	Southern U.	9 12
										250 A	Grambling	7 8
										255 H	Alabama St.	6 10
										255 H	Alabama St.	5 10
										265 A	Florida A&M	7 8
										265 A	Florida A&M	8 7
										265 A	Florida A&M	5 4
										265 A	Florida A&M	7 11
										279 H	Mississippi Val.	2 14
										279 H	Mississippi Val.	5 15
										279 H	Mississippi Val.	2 9
										283 A	Jackson St.	1 13
										283 A	Jackson St.	18 4
										283 A	Jackson St.	4 9
										291 N	Ark.-Pine Bluff	10 9
										292 A	Prairie View	6 12
										292 A	Prairie View	12 1
										292 A	Prairie View	11 9
										292 N	Prairie View	3 10
										295 A	Alabama A&M	5 7
										295 A	Alabama A&M	4 1
										295 A	Alabama A&M	2 11
										295 H	Alabama A&M	10 9
LAST 10 GAMES												
						153 A	Nicholls St.	1 10		283 A	Jackson St.	1 13
						255 H	Alabama St.	5 10		283 A	Jackson St.	18 4
						265 A	Florida A&M	8 7		283 A	Jackson St.	4 9
						295 H	Alabama A&M	8 4		250 A	Grambling	7 8
						295 H	Alabama A&M	10 9		279 H	Mississippi Val.	2 14
										295 H	Alabama A&M	10 9

Non-Div. I Games: Tougaloo 6 4

Alcorn

RPI	S	Opponent	Score
295	H	Alabama A&M	8 4

Alcorn

M
t
.
S
t
.
M
a
r
y
:
S

Mt. St. Mary's

Mt. St. Mary's

Average RPI Win:	249	WON-LOST RECORD	WINNING PCT. RANK	LAST 10 GAMES	STRENGTH OF SCHEDULE	OPP. STRENGTH OF SCHEDULE	TEAM RPI	ADJ RPI	CONF. RPI	ADJ CONF. RPI	
DIV. I ONLY		4-23-1	.16071 295	1-9-0	238	291	298	.36673 298	29	29	
DIV. I NON-CONF.		2-16-1	.13158 289	0-3-0	231	290	295	.36412 295	29	29	
<hr/>											
TOTALS	RPI 1-25	RPI 26-50		W-L RECORDS		RPI 51-100		RPI 101-150		RPI 150+	
4-23-1	0-0-0	0-0-0		OVERALL		0-3-0		0-5-1		4-15-0	
2-8-1	0-0-0	0-0-0		HOME		0-0-0		0-2-1		2-6-0	
1-13-0	0-0-0	0-0-0		AWAY		0-3-0		0-3-0		1-7-0	
1-2-0	0-0-0	0-0-0		NEUTRAL		0-0-0		0-0-0		1-2-0	
<hr/>											
2-16-1	0-0-0	0-0-0		NON-CONFERENCE		0-0-0		0-5-1		2-11-0	
1-6-1	0-0-0	0-0-0		HOME		0-0-0		0-2-1		1-4-0	
0-8-0	0-0-0	0-0-		AWAY		0-0-0		0-3-0		0-5-0	
1-2-0	0-0-0	0-0-0		NEUTRAL		0-0-0		0-0-0		1-2-0	
<hr/>											
2-7-0	0-0-0	0-0-0		CONFERENCE		0-3-0		0-0-0		2-4-0	
1-2-0	0-0-0	0-0-0		HOME		0-0-0		0-0-0		1-2-0	
1-5-0	0-0-0	0-0-0		AWAY		0-3-0		0-0-0		1-2-0	
0-0-0	0-0-0	0-0-0		NEUTRAL		0-0-0		0-0-0		0-0-0	
<hr/>											
RPI S	Opponent	Score	RPI S	Opponent	Score	RPI S	Opponent	Score	RPI S	Opponent	Score
						73 A Bryant	11	12	113 A Penn	5	18
						73 A Bryant	6	19	113 A Penn	4	8
						73 A Bryant	0	13	113 H Penn	2	16
									113 H Penn	5	8
									121 A California Baptist	1	5
									138 H Dayton	3	3
									213 N Army West Point	10	5
									221 A CSU Bakersfield	2	12
									221 A CSU Bakersfield	4	5
									221 A CSU Bakersfield	2	17
									221 A CSU Bakersfield	4	9
									234 H Seton Hall	1	8
									234 H Seton Hall	5	10
									234 H Seton Hall	6	5
									244 A La Salle	9	19
									253 H Sacred Heart	5	12
									253 H Sacred Heart	6	13
									253 H Sacred Heart	6	5
									258 N Dartmouth	1	6
									258 N Dartmouth	3	4
						274 H Lehigh	6	20			
						282 H Iona	3	5			
						138 H Dayton	3	3	297 A Mt. St. Mary's	12	9
						234 H Seton Hall	6	5	297 A Mt. St. Mary's	3	11
						113 H Penn	2	16	297 A Mt. St. Mary's	7	15
						113 A Penn	5	18	234 H Seton Hall	5	10
						258 N Dartmouth	3	4	253 H Sacred Heart	5	12

Non-Div. I Games:

Fairleigh Dickinson

[illegible]

Non-Div. I Games:

Saint Peter's