

Average RPI Win:	77	WON-LOST	WINNING	LAST 10	STRENGTH OF	OPP. STRENGTH	TEAM	ADJ	CONF.	ADJ CONF.					
Average RPI Loss:	49	RECORD	PCT. RANK	GAMES	SCHEDULE	OF SCHEDULE	RPI	RPI	RPI	RPI					
DIV. I ONLY		35-7-0	.83333	1	9-1-0	6	13	1	.64496	1	4	4			
DIV. I NON-CONF.		20-3-0	.86957	6	4-0-0	2	22	1	.65744	1	3	3			
<hr/>															
TOTALS	RPI 1-25	RPI 26-50		W-L RECORDS		RPI 51-100		RPI 101-150		RPI 150+					
35-7-0	10-3-0	2-1-0		OVERALL		12-2-0		8-1-0		3-0-0					
23-4-0	6-1-0	2-1-0		HOME		6-1-0		8-1-0		1-0-0					
11-3-0	4-2-0	0-0-0		AWAY		5-1-0		0-0-0		2-0-0					
1-0-0	0-0-0	0-0-0		NEUTRAL		1-0-0		0-0-0		0-0-0					
20-3-0	6-1-0	0-0-0		NON-CONFERENCE		6-1-0		5-1-0		3-0-0					
13-2-0	4-0-0	0-0-0		HOME		3-1-0		5-1-0		1-0-0					
7-1-0	2-1-0	0-0-		AWAY		3-0-0		0-0-0		2-0-0					
0-0-0	0-0-0	0-0-0		NEUTRAL		0-0-0		0-0-0		0-0-0					
15-4-0	4-2-0	2-1-0		CONFERENCE		6-1-0		3-0-0		0-0-0					
10-2-0	2-1-0	2-1-0		HOME		3-0-0		3-0-0		0-0-0					
4-2-0	2-1-0	0-0-0		AWAY		2-1-0		0-0-0		0-0-0					
1-0-0	0-0-0	0-0-0		NEUTRAL		1-0-0		0-0-0		0-0-0					
RPI	S	Opponent	Score	RPI	S	Opponent	Score	RPI	S	Opponent	Score				
5	H	East Carolina	7 5	40	H	California	8 7	51	H	UC Irvine	9 3	119	H	Utah	6 1
5	H	East Carolina	3 0	40	H	California	6 1	54	H	Michigan	5 7	119	H	Utah	5 0
5	H	East Carolina	8 5	40	H	California	1 4	59	A	Pepperdine	8 5	119	H	Utah	6 4
8	A	Georgia Tech	6 0					59	H	Pepperdine	3 2	120	H	Sacramento St.	6 0
8	A	Georgia Tech	3 4					77	A	LMU (CA)	9 4	120	H	Sacramento St.	1 2
8	A	Georgia Tech	8 2					77	H	LMU (CA)	5 0	120	H	Sacramento St.	2 1
11	H	Oregon St.	3 7					79	H	Arizona	12 10	123	H	St. John's (NY)	3 2
11	H	Oregon St.	8 0					79	H	Arizona	10 5	123	H	St. John's (NY)	11 1
11	H	Oregon St.	9 7					79	H	Arizona	3 1	123	H	St. John's (NY)	9 0
19	A	Stanford	10 7					86	A	Cal St. Fullerton	8 3	185	A	CSUN	4 3
19	A	Stanford	2 3					91	A	Southern California	7 1	185	H	CSUN	10 1
19	A	Stanford	11 5					91	A	Southern California	9 2	245	A	Long Beach St.	2 0
23	H	Oklahoma St.	6 3					91	A	Southern California	2 7				
								91	N	Southern California	7 5				
<hr/>															
LAST 10 GAMES															
5	H	East Carolina	3 0	86	A	Cal St. Fullerton	8 3								
59	A	Pepperdine	8 5	40	H	California	6 1								
119	H	Utah	6 4	40	H	California	1 4								
119	H	Utah	6 1	40	H	California	8 7								
119	H	Utah	5 0	5	H	East Carolina	8 5								

Non-Div. I Games:

UCLA

Average RPI Win:	84	WON-LOST	WINNING	LAST 10	STRENGTH OF	OPP. STRENGTH	TEAM	ADJ	CONF.	ADJ CONF.		
Average RPI Loss:	34	RECORD	PCT. RANK	GAMES	SCHEDULE	OF SCHEDULE	RPI	RPI	RPI	RPI		
DIV. I ONLY		35-9-0	.79545	6	9-1-0	1	12	2	.64121	2	1	1
DIV. I NON-CONF.		20-3-0	.86957	6	2-0-0	37	138	3	.61147	3	1	1
<hr/>												
TOTALS	RPI 1-25	RPI 26-50		W-L RECORDS		RPI 51-100		RPI 101-150		RPI 150+		
35-9-0	9-6-0	7-1-0		OVERALL		8-1-0		1-1-0		10-0-0		
25-4-0	7-2-0	7-1-0		HOME		3-0-0		1-1-0		7-0-0		
6-4-0	2-4-0	0-0-0		AWAY		3-0-0		0-0-0		1-0-0		
4-1-0	0-0-0	0-0-0		NEUTRAL		2-1-0		0-0-0		2-0-0		
<hr/>												
20-3-0	0-0-0	4-1-0		NON-CONFERENCE		5-1-0		1-1-0		10-0-0		
15-2-0	0-0-0	4-1-0		HOME		3-0-0		1-1-0		7-0-0		
1-0-0	0-0-0	0-0-		AWAY		0-0-0		0-0-0		1-0-0		
4-1-0	0-0-0	0-0-0		NEUTRAL		2-1-0		0-0-0		2-0-0		
<hr/>												
15-6-0	9-6-0	3-0-0		CONFERENCE		3-0-0		0-0-0		0-0-0		
10-2-0	7-2-0	3-0-0		HOME		0-0-0		0-0-0		0-0-0		
5-4-0	2-4-0	0-0-0		AWAY		3-0-0		0-0-0		0-0-0		
0-0-0	0-0-0	0-0-0		NEUTRAL		0-0-0		0-0-0		0-0-0		
<hr/>												
RPI S	Opponent	Score	RPI S	Opponent	Score	RPI S	Opponent	Score	RPI S	Opponent	Score	
3 H	Arkansas	3 2	30 H	Illinois St.	3 7	52 A	Alabama	13 5	127 H	ETSU	12 4	
3 H	Arkansas	12 14	30 H	Illinois St.	9 1	52 A	Alabama	7 4	129 H	Austin Peay	6 7	
3 H	Arkansas	12 2	30 H	Illinois St.	10 4	52 A	Alabama	2 0	169 H	Dayton	11 3	
6 A	Georgia	3 8	31 H	Florida	5 0	59 H	Pepperdine	6 3	169 H	Dayton	5 1	
6 A	Georgia	3 2	31 H	Florida	14 4	59 H	Pepperdine	6 2	169 H	Dayton	2 0	
6 A	Georgia	1 3	31 H	Florida	15 2	65 N	Virginia	15 9	172 H	Davidson	24 2	
9 H	Tennessee	6 7	34 H	Indiana St.	7 1	86 N	Cal St. Fullerton	14 9	177 H	Western Ky.	5 4	
9 H	Tennessee	4 2	48 H	Evansville	5 4	87 N	TCU	2 10	183 N	Belmont	3 0	
9 H	Tennessee	10 4				92 H	Samford	11 6	189 N	Lipscomb	15 1	
12 H	Auburn	5 2							207 A	Middle Tenn.	15 3	
12 H	Auburn	9 5							257 H	Tennessee Tech	21 10	
12 H	Auburn	12 6							273 H	Southeast Mo. St.	11 3	
18 A	Texas A&M	7 4										
18 A	Texas A&M	7 8										
18 A	Texas A&M	0 7										
<hr/>												
LAST 10 GAMES												
257 H	Tennessee Tech	21 10	52 A	Alabama	13 5							
12 H	Auburn	9 5	52 A	Alabama	7 4							
12 H	Auburn	5 2	34 H	Indiana St.	7 1							
12 H	Auburn	12 6	3 H	Arkansas	12 14							
52 A	Alabama	2 0	3 H	Arkansas	12 2							

Non-Div. I Games:

Vanderbilt

Average RPI Win:	90	WON-LOST RECORD	WINNING PCT. RANK	LAST 10 GAMES	STRENGTH OF SCHEDULE	OPP. STRENGTH OF SCHEDULE	TEAM RPI	ADJ RPI	CONF. RPI	ADJ CONF. RPI		
Average RPI Loss:	46											
DIV. I ONLY		35-11-0	.76087	9	9-1-0	8	16	3	.62302	3	1	1
DIV. I NON-CONF.		20-5-0	.8	15	3-1-0	134	101	40	.57212	40	1	1
<hr/>												
TOTALS	RPI 1-25	RPI 26-50		W-L RECORDS		RPI 51-100		RPI 101-150		RPI 150+		
35-11-0	13-5-0	1-1-0		OVERALL		7-4-0		8-1-0		6-0-0		
26-5-0	10-2-0	0-0-0		HOME		3-2-0		7-1-0		6-0-0		
9-6-0	3-3-0	1-1-0		AWAY		4-2-0		1-0-0		0-0-0		
0-0-0	0-0-0	0-0-0		NEUTRAL		0-0-0		0-0-0		0-0-0		
20-5-0	0-0-0	1-1-0		NON-CONFERENCE		5-3-0		8-1-0		6-0-0		
16-3-0	0-0-0	0-0-0		HOME		3-2-0		7-1-0		6-0-0		
4-2-0	0-0-0	1-0-		AWAY		2-1-0		1-0-0		0-0-0		
0-0-0	0-0-0	0-0-0		NEUTRAL		0-0-0		0-0-0		0-0-0		
15-6-0	13-5-0	0-0-0		CONFERENCE		2-1-0		0-0-0		0-0-0		
10-2-0	10-2-0	0-0-0		HOME		0-0-0		0-0-0		0-0-0		
5-4-0	3-3-0	0-0-0		AWAY		2-1-0		0-0-0		0-0-0		
0-0-0	0-0-0	0-0-0		NEUTRAL		0-0-0		0-0-0		0-0-0		
RPI	S	Opponent	Score	RPI	S	Opponent	Score	RPI	S	Opponent	Score	
2	A	Vanderbilt	14 12	49	A	Texas	6 7	52	A	Alabama	0 10	
2	A	Vanderbilt	2 3	49	A	Texas	11 4	52	A	Alabama	10 2	
2	A	Vanderbilt	2 12					52	A	Alabama	12 3	
4	H	Mississippi St.	10 2					57	H	Louisiana Tech	7 12	
4	H	Mississippi St.	12 5					57	H	Louisiana Tech	4 2	
4	H	Mississippi St.	5 3					57	H	Louisiana Tech	11 0	
9	H	Tennessee	4 3					91	A	Southern California	4 6	
9	H	Tennessee	15 3					91	A	Southern California	8 6	
9	H	Tennessee	11 9					91	A	Southern California	6 3	
12	A	Auburn	8 0					95	H	Northwestern St.	19 2	
12	A	Auburn	3 6					95	H	Northwestern St.	7 10	
12	A	Auburn	9 6									
21	H	Ole Miss	5 3									
21	H	Ole Miss	3 4									
21	H	Ole Miss	5 10									
24	H	Missouri	3 2									
24	H	Missouri	4 3									
24	H	Missouri	2 0									
				LAST 10 GAMES								
				12	A	Auburn	9 6	9	H	Tennessee	15 3	
				12	A	Auburn	3 6	9	H	Tennessee	11 9	
				115	H	Stony Brook	3 1	95	H	Northwestern St.	7 10	
				241	H	Grambling	17 3	95	H	Northwestern St.	19 2	
				9	H	Tennessee	4 3	4	H	Mississippi St.	10 2	

Non-Div. I Games:

Arkansas

Average RPI Win:		110	WON-LOST		WINNING		LAST 10		STRENGTH OF		OPP. STRENGTH		TEAM	ADJ		CONF.	ADJ CONF.	
Average RPI Loss:		14	RECORD		PCT. RANK		GAMES		SCHEDULE		OF SCHEDULE		RPI	RPI		RPI	RPI	
DIV. I ONLY			36-9-0		.8		4		7-3-0		31		11		4		.6165	
DIV. I NON-CONF.			22-1-0		.95652		1		1-0-0		217		142		15		.5922	
TOTALS		RPI 1-25		RPI 26-50		W-L RECORDS		RPI 51-100		RPI 101-150		RPI 150+						
36-9-0		11-7-0		4-2-0		OVERALL		6-0-0		3-0-0		12-0-0						
28-4-0		7-3-0		2-1-0		HOME		4-0-0		3-0-0		12-0-0						
5-5-0		2-4-0		2-1-0		AWAY		1-0-0		0-0-0		0-0-0						
3-0-0		2-0-0		0-0-0		NEUTRAL		1-0-0		0-0-0		0-0-0						
22-1-0		2-0-0		2-1-0		NON-CONFERENCE		3-0-0		3-0-0		12-0-0						
19-1-0		1-0-0		2-1-0		HOME		1-0-0		3-0-0		12-0-0						
1-0-0		0-0-0		0-0-		AWAY		1-0-0		0-0-0		0-0-0						
2-0-0		1-0-0		0-0-0		NEUTRAL		1-0-0		0-0-0		0-0-0						
14-8-0		9-7-0		2-1-0		CONFERENCE		3-0-0		0-0-0		0-0-0						
9-3-0		6-3-0		0-0-0		HOME		3-0-0		0-0-0		0-0-0						
4-5-0		2-4-0		2-1-0		AWAY		0-0-0		0-0-0		0-0-0						
1-0-0		1-0-0		0-0-0		NEUTRAL		0-0-0		0-0-0		0-0-0						
RPI	S	Opponent		Score		RPI	S	Opponent		Score		RPI	S	Opponent		Score		
3	A	Arkansas		2	10	31	A	Florida		10	5	52	H	Alabama		13	3	
3	A	Arkansas		5	12	31	A	Florida		6	5	52	H	Alabama		6	0	
3	A	Arkansas		3	5	31	A	Florida		2	4	52	H	Alabama		9	1	
5	H	East Carolina		4	1	38	H	Southern Miss.		8	1	74	N	Sam Houston St.		5	4	
6	H	Georgia		6	5	38	H	Southern Miss.		0	1	76	H	Southeastern La.		12	0	
6	H	Georgia		9	3	38	H	Southern Miss.		4	3	92	A	Samford		6	4	
6	H	Georgia		19	3													
9	A	Tennessee		6	3													
9	A	Tennessee		1	2													
9	A	Tennessee		7	5													
12	H	Auburn		15	2													
12	H	Auburn		5	6													
12	H	Auburn		20	15													
15	H	LSU		5	10													
15	H	LSU		6	5													
15	H	LSU		2	11													
16	N	Texas Tech		4	2													
21	N	Ole Miss		8	1													
						LAST 10 GAMES												
						15	H	LSU		6	5	6	H	Georgia		9	3	
						203	H	Maine		9	2	6	H	Georgia		19	3	
						281	H	Youngstown St.		14	2	21	N	Ole Miss		8	1	
						281	H	Youngstown St.		8	0	3	A	Arkansas		2	10	
						6	H	Georgia		6	5	3	A	Arkansas		5	12	

Non-Div. I Games:

Mississippi St.

Average RPI Win:		104	WON-LOST RECORD		WINNING PCT. RANK	LAST 10 GAMES		STRENGTH OF SCHEDULE		OPP. STRENGTH OF SCHEDULE	TEAM RPI	ADJ RPI	CONF. RPI	ADJ CONF. RPI			
DIV. I ONLY			33-11-0		.75	10		8-2-0		19	35	5	.61643	5	5	5	
DIV. I NON-CONF.			20-9-0		.68966	52		3-1-0		21	54	13	.59281	13	5	5	
TOTALS		RPI 1-25		RPI 26-50		W-L RECORDS		RPI 51-100		RPI 101-150		RPI 150+					
33-11-0		1-4-0		6-2-0		OVERALL		11-3-0		10-1-0		5-1-0					
21-4-0		0-0-0		4-0-0		HOME		6-2-0		7-1-0		4-1-0					
12-7-0		1-4-0		2-2-0		AWAY		5-1-0		3-0-0		1-0-0					
0-0-0		0-0-0		0-0-0		NEUTRAL		0-0-0		0-0-0		0-0-0					
20-9-0		1-4-0		1-1-0		NON-CONFERENCE		6-2-0		7-1-0		5-1-0					
13-3-0		0-0-0		1-0-0		HOME		1-1-0		7-1-0		4-1-0					
7-6-0		1-4-0		0-0-		AWAY		5-1-0		0-0-0		1-0-0					
0-0-0		0-0-0		0-0-0		NEUTRAL		0-0-0		0-0-0		0-0-0					
13-2-0		0-0-0		5-1-0		CONFERENCE		5-1-0		3-0-0		0-0-0					
8-1-0		0-0-0		3-0-0		HOME		5-1-0		0-0-0		0-0-0					
5-1-0		0-0-0		2-1-0		AWAY		0-0-0		3-0-0		0-0-0					
0-0-0		0-0-0		0-0-0		NEUTRAL		0-0-0		0-0-0		0-0-0					
RPI	S	Opponent		Score		RPI	S	Opponent		Score		RPI	S	Opponent		Score	
1	A	UCLA		5	7	26	H	UConn		9	7	63	A	Campbell		6	7
1	A	UCLA		5	8	26	H	UConn		5	2	67	H	UCF		13	8
1	A	UCLA		0	3	26	H	UConn		5	1	67	H	UCF		6	5
4	A	Mississippi St.		1	4	41	A	Duke		2	7	67	H	UCF		7	4
21	A	Ole Miss		3	2	41	H	Duke		6	1	70	H	Wright St.		4	12
						43	A	Houston		3	1	81	H	Tulane		8	2
						43	A	Houston		0	2	81	H	Tulane		14	0
						43	A	Houston		15	3	81	H	Tulane		8	9
												82	A	Old Dominion		10	7
												85	A	Maryland		2	1
												85	A	Maryland		9	0
												85	A	Maryland		3	0
												88	A	Elon		9	4
												88	H	Elon		5	3
											</						

Non-Div. I Games:

East Carolina

Average RPI Win:		116	WON-LOST RECORD		WINNING PCT. RANK		LAST 10 GAMES		STRENGTH OF SCHEDULE		OPP. STRENGTH OF SCHEDULE		TEAM RPI		ADJ RPI		CONF. RPI		ADJ CONF. RPI	
DIV. I ONLY			34-12-0		.73913 11		6-4-0		23		15		6		.61525 6		1		1	
DIV. I NON-CONF.			21-4-0		.84 11		2-1-0		159		93		22		.58602 22		1		1	
TOTALS		RPI 1-25		RPI 26-50		W-L RECORDS		RPI 51-100		RPI 101-150		RPI 150+								
34-12-0		9-9-0		4-1-0		OVERALL		5-1-0		1-0-0		15-1-0								
22-3-0		8-2-0		1-0-0		HOME		0-0-0		1-0-0		12-1-0								
11-8-0		1-6-0		3-1-0		AWAY		5-1-0		0-0-0		2-0-0								
1-1-0		0-1-0		0-0-0		NEUTRAL		0-0-0		0-0-0		1-0-0								
21-4-0		1-2-0		2-0-0		NON-CONFERENCE		2-1-0		1-0-0		15-1-0								
15-1-0		1-0-0		1-0-0		HOME		0-0-0		1-0-0		12-1-0								
5-2-0		0-1-0		1-0-		AWAY		2-1-0		0-0-0		2-0-0								
1-1-0		0-1-0		0-0-0		NEUTRAL		0-0-0		0-0-0		1-0-0								
13-8-0		8-7-0		2-1-0		CONFERENCE		3-0-0		0-0-0		0-0-0								
7-2-0		7-2-0		0-0-0		HOME		0-0-0		0-0-0		0-0-0								
6-6-0		1-5-0		2-1-0		AWAY		3-0-0		0-0-0		0-0-0								
0-0-0		0-0-0		0-0-0		NEUTRAL		0-0-0		0-0-0		0-0-0								
RPI	S	Opponent		Score		RPI	S	Opponent		Score		RPI	S	Opponent		Score				
2	H	Vanderbilt		2	3	35	A	Clemson		5	3	64	A	Ga. Southern		7	10			
2	H	Vanderbilt		3	1	35	H	Clemson		3	2	64	A	Ga. Southern		3	1			
2	H	Vanderbilt		8	3	44	A	Kentucky		0	5	64	A	Ga. Southern		4	2			
4	A	Mississippi St.		5	6	44	A	Kentucky		7	3	71	A	South Carolina		4	2			
4	A	Mississippi St.		3	9	44	A	Kentucky		10	8	71	A	South Carolina		8	7			
4	A	Mississippi St.		3	19							71	A	South Carolina		6	1			
8	A	Georgia Tech		2	11															
8	H	Georgia Tech		12	2															
8	N	Georgia Tech		6	8															
9	A	Tennessee		7	1															
9	A	Tennessee		0	3															
9	A	Tennessee		0	2															
15	H	LSU		9	7															
15	H	LSU		2	0															
15	H	LSU		0	1															
24	H	Missouri		5	2															
24	H	Missouri		4	2															
24	H	Missouri		3	0															
LAST 10 GAMES																				
205	A	Kennesaw St.		7	6	4	A	Mississippi St.		3	19									
64	A	Ga. Southern		4	2	8	N	Georgia Tech		6	8									
271	N	The Citadel		9	0	24	H	Missouri		4	2									
4	A	Mississippi St.		5	6	24	H	Missouri		5	2									
4	A	Mississippi St.		3	9	24	H	Missouri		3	0									

Non-Div. I Games:

Georgia

Average RPI Win: 109		WON-LOST	WINNING	LAST 10	STRENGTH OF		OPP. STRENGTH	TEAM	ADJ	CONF.	ADJ CONF.
Average RPI Loss: 29		RECORD	PCT. RANK	GAMES	SCHEDULE		OF SCHEDULE	RPI	RPI	RPI	RPI
DIV. I ONLY		36-9-0	.8	4	9-1-0		35	31	7	.61039	7
DIV. I NON-CONF.		21-3-0	.875	5	6-0-0		156	141	23	.5858	23
TOTALS		RPI 1-25	RPI 26-50		W-L RECORDS		RPI 51-100		RPI 101-150		RPI 150+
36-9-0		5-3-0	10-5-0		OVERALL		6-1-0		5-0-0		10-0-0
25-5-0		5-3-0	1-1-0		HOME		5-1-0		5-0-0		9-0-0
10-2-0		0-0-0	8-2-0		AWAY		1-0-0		0-0-0		1-0-0
1-2-0		0-0-0	1-2-0		NEUTRAL		0-0-0		0-0-0		0-0-0
21-3-0		2-0-0	3-3-0		NON-CONFERENCE		1-0-0		5-0-0		10-0-0
17-1-0		2-0-0	1-1-0		HOME		0-0-0		5-0-0		9-0-0
3-0-0		0-0-0	1-0-		AWAY		1-0-0		0-0-0		1-0-0
1-2-0		0-0-0	1-2-0		NEUTRAL		0-0-0		0-0-0		0-0-0
15-6-0		3-3-0	7-2-0		CONFERENCE		5-1-0		0-0-0		0-0-0
8-4-0		3-3-0	0-0-0		HOME		5-1-0		0-0-0		0-0-0
7-2-0		0-0-0	7-2-0		AWAY		0-0-0		0-0-0		0-0-0
0-0-0		0-0-0	0-0-0		NEUTRAL		0-0-0		0-0-0		0-0-0
RPI S	Opponent	Score	RPI S	Opponent	Score	RPI S	Opponent	Score	RPI S	Opponent	Score
8 H	Georgia Tech	0 4	26 N	UConn	2 3	55 H	Wake Forest	5 4	102 H	Morehead St.	10 9
8 H	Georgia Tech	5 4	26 N	UConn	12 2	55 H	Wake Forest	6 1	145 H	Miami (OH)	6 1
8 H	Georgia Tech	1 3	26 N	UConn	3 8	55 H	Wake Forest	10 7	150 H	James Madison	11 1
10 H	Miami (FL)	9 6	27 A	NC State	14 10	66 H	Boston College	4 6	150 H	James Madison	5 0
10 H	Miami (FL)	11 16	27 A	NC State	14 2	66 H	Boston College	11 4	150 H	James Madison	1 0
10 H	Miami (FL)	7 5	27 A	NC State	6 3	66 H	Boston College	4 0	177 H	Western Ky.	11 4
21 H	Ole Miss	10 8	35 A	Clemson	7 4	100 A	Cincinnati	12 0	201 A	Eastern Ky.	12 8
21 H	Ole Miss	4 3	35 A	Clemson	3 6				201 H	Eastern Ky.	5 1
			35 A	Clemson	1 5				223 H	Brown	7 0
			41 A	Duke	8 3				223 H	Brown	5 4
			41 A	Duke	2 1				223 H	Brown	13 2
			41 A	Duke	8 6				282 H	Northern Ky.	11 2
			44 A	Kentucky	18 6				292 H	Alabama A&M	14 3
			44 H	Kentucky	8 3				292 H	Alabama A&M	32 1
			46 H	Xavier	4 5				292 H	Alabama A&M	15 3
LAST 10 GAMES											
			27 A	NC State	14 2	150 H	James Madison	1 0			
			27 A	NC State	14 10	223 H	Brown	5 4			
			55 H	Wake Forest	10 7	223 H	Brown	7 0			
			55 H	Wake Forest	6 1	201 H	Eastern Ky.	5 1			
			150 H	James Madison	11 1	177 H	Western Ky.	11 4			

Non-Div. I Games:

Louisville

Average RPI Win: 75		WON-LOST RECORD		WINNING PCT. RANK		LAST 10 GAMES		STRENGTH OF SCHEDULE		OPP. STRENGTH OF SCHEDULE		TEAM RPI		ADJ RPI		CONF. RPI		ADJ CONF. RPI	
DIV. I ONLY		30-14-0		.68182 32		8-2-0		5		1		8		.61009 8		3		3	
DIV. I NON-CONF.		15-5-0		.75 28		2-0-0		8		4		4		.60662 4		4		4	
TOTALS		RPI 1-25		RPI 26-50		W-L RECORDS		RPI 51-100		RPI 101-150		RPI 150+							
30-14-0		11-7-0		4-2-0		OVERALL		7-3-0		2-1-0		6-1-0							
18-8-0		6-3-0		2-1-0		HOME		5-2-0		2-1-0		3-1-0							
11-6-0		4-4-0		2-1-0		AWAY		2-1-0		0-0-0		3-0-0							
1-0-0		1-0-0		0-0-0		NEUTRAL		0-0-0		0-0-0		0-0-0							
15-5-0		6-3-0		0-0-0		NON-CONFERENCE		1-0-0		2-1-0		6-1-0							
10-4-0		4-2-0		0-0-0		HOME		1-0-0		2-1-0		3-1-0							
4-1-0		1-1-0		0-0-		AWAY		0-0-0		0-0-0		3-0-0							
1-0-0		1-0-0		0-0-0		NEUTRAL		0-0-0		0-0-0		0-0-0							
15-9-0		5-4-0		4-2-0		CONFERENCE		6-3-0		0-0-0		0-0-0							
8-4-0		2-1-0		2-1-0		HOME		4-2-0		0-0-0		0-0-0							
7-5-0		3-3-0		2-1-0		AWAY		2-1-0		0-0-0		0-0-0							
0-0-0		0-0-0		0-0-0		NEUTRAL		0-0-0		0-0-0		0-0-0							
RPI S	Opponent		Score		RPI S	Opponent		Score		RPI S	Opponent		Score		RPI S	Opponent		Score	
1 H	UCLA		4 3		35 H	Clemson		8 7		64 H	Ga. Southern		7 6		106 H	Northwestern		12 1	
1 H	UCLA		2 8		35 H	Clemson		7 11		65 H	Virginia		7 3		106 H	Northwestern		1 5	
1 H	UCLA		0 6		35 H	Clemson		13 8		65 H	Virginia		6 5		106 H	Northwestern		9 2	
6 A	Georgia		2 12		45 A	Virginia Tech		7 5		65 H	Virginia		8 9		160 H	Richmond		1 7	
6 H	Georgia		11 2		45 A	Virginia Tech		4 3		66 A	Boston College		9 1		166 A	Mercer		14 8	
6 N	Georgia		8 6		45 A	Virginia Tech		2 3		66 A	Boston College		2 9		205 A	Kennesaw St.		10 7	
7 A	Louisville		4 0							66 A	Boston College		7 0		205 H	Kennesaw St.		9 1	
7 A	Louisville		4 5							98 H	Notre Dame		8 7		220 H	UIC		6 3	
7 A	Louisville		3 1							98 H	Notre Dame		11 2		229 A	Georgia St.		10 0	
10 A	Miami (FL)		5 6							98 H	Notre Dame		6 9		229 H	Georgia St.		7 3	
10 A	Miami (FL)		5 4																
10 A	Miami (FL)		6 9																
12 A	Auburn		9 3																
12 H	Auburn		11 6																
14 H	North Carolina		10 5																
14 H	North Carolina		4 11																
14 H	North Carolina		11 10																
17 H	West Virginia		5 4																
					LAST 10 GAMES														
					45 A	Virginia Tech		7 5		45 A	Virginia Tech		4 3						
					35 H	Clemson		7 11		45 A	Virginia Tech		2 3						
					35 H	Clemson		13 8		12 H	Auburn		11 6						
					35 H	Clemson		8 7		66 A	Boston College		7 0						
					6 N	Georgia		8 6		66 A	Boston College		9 1						

Non-Div. I Games:

Georgia Tech

Average RPI Win:		107	WON-LOST RECORD		WINNING PCT. RANK		LAST 10 GAMES		STRENGTH OF SCHEDULE		OPP. STRENGTH OF SCHEDULE		TEAM RPI		ADJ RPI		CONF. RPI		ADJ CONF. RPI				
DIV. I ONLY			31-14-0		.68889 29		6-4-0		2		24		9		.60954 9		1		1				
DIV. I NON-CONF.			22-2-0		.91667 2		2-0-0		44		169		2		.62076 2		1		1				
TOTALS		RPI 1-25		RPI 26-50				W-L RECORDS				RPI 51-100				RPI 101-150				RPI 150+			
31-14-0		4-11-0		6-0-0				OVERALL				5-2-0				5-1-0				11-0-0			
22-6-0		3-3-0		3-0-0				HOME				5-2-0				1-1-0				10-0-0			
5-8-0		1-8-0		3-0-0				AWAY				0-0-0				1-0-0				0-0-0			
4-0-0		0-0-0		0-0-0				NEUTRAL				0-0-0				3-0-0				1-0-0			
22-2-0		0-0-0		3-0-0				NON-CONFERENCE				3-1-0				5-1-0				11-0-0			
17-2-0		0-0-0		3-0-0				HOME				3-1-0				1-1-0				10-0-0			
1-0-0		0-0-0		0-0-				AWAY				0-0-0				1-0-0				0-0-0			
4-0-0		0-0-0		0-0-0				NEUTRAL				0-0-0				3-0-0				1-0-0			
9-12-0		4-11-0		3-0-0				CONFERENCE				2-1-0				0-0-0				0-0-0			
5-4-0		3-3-0		0-0-0				HOME				2-1-0				0-0-0				0-0-0			
4-8-0		1-8-0		3-0-0				AWAY				0-0-0				0-0-0				0-0-0			
0-0-0		0-0-0		0-0-0				NEUTRAL				0-0-0				0-0-0				0-0-0			
RPI	S	Opponent		Score		RPI	S	Opponent		Score		RPI	S	Opponent		Score		RPI	S	Opponent		Score	
2	A	Vanderbilt		2	4	29	H	Indiana		5	1	62	H	Fresno St.		7	10	102	H	Morehead St.		3	1
2	A	Vanderbilt		4	10	29	H	Indiana		11	0	62	H	Fresno St.		13	9	110	N	North Florida		10	2
2	A	Vanderbilt		7	6	29	H	Indiana		5	3	62	H	Fresno St.		8	3	116	N	Troy		11	2
3	A	Arkansas		3	15	44	A	Kentucky		4	2	68	H	Liberty		7	1	127	A	ETSU		5	1
3	A	Arkansas		9	11	44	A	Kentucky		16	1	71	H	South Carolina		6	3	127	H	ETSU		5	6
3	A	Arkansas		3	4	44	A	Kentucky		8	2	71	H	South Carolina		2	3	135	N	La.-Monroe		7	2
4	H	Mississippi St.		3	6							71	H	South Carolina		15	5	152	H	Appalachian St.		2	0
4	H	Mississippi St.		2	1													152	H	Appalachian St.		6	0
4	H	Mississippi St.		5	7													152	H	Appalachian St.		3	0
6	H	Georgia		2	0													165	H	Gardner-Webb		5	0
6	H	Georgia		3	0													177	N	Western Ky.		6	3
6	H	Georgia		1	7													183	H	Belmont		6	2
12	A	Auburn		2	5													189	H	Lipscomb		11	2
12	A	Auburn		0	2													207	H	Middle Tenn.		2	0
12	A	Auburn		3	5													249	H	UNC Asheville		8	4
																		249	H	UNC Asheville		7	2
																		282	H	Northern Ky.		18	0
LAST 10 GAMES																							
						177	N	Western Ky.		6	3	44	A	Kentucky		8	2						
						3	A	Arkansas		3	4	44	A	Kentucky		16	1						
						3	A	Arkansas		3	15	44	A	Kentucky		4	2						
						3	A	Arkansas		9	11	102	H	Morehead St.		3	1						
						165	H	Gardner-Webb		5	0	6	H	Georgia		1	7						

Non-Div. I Games:

Tennessee

Miami (FL)

Miami (FL)

Average RPI Win: 77		WON-LOST	WINNING	LAST 10	STRENGTH OF		OPP. STRENGTH	TEAM	ADJ	CONF.	ADJ CONF.						
Average RPI Loss: 58		RECORD	PCT. RANK	GAMES	SCHEDULE		OF SCHEDULE	RPI	RPI	RPI	RPI						
DIV. I ONLY		31-11-1	.73256	16	7-3-0		34	7	11	.60317	11	4	4				
DIV. I NON-CONF.		13-6-1	.675	56	0-3-0		17	7	17	.59072	17	3	3				
TOTALS		RPI 1-25	RPI 26-50		W-L RECORDS		RPI 51-100		RPI 101-150		RPI 150+						
31-11-1		3-3-0	11-4-0		OVERALL		9-1-1		3-3-0		5-0-0						
15-5-0		2-1-0	3-3-0		HOME		4-1-0		3-0-0		3-0-0						
6-5-0		1-2-0	2-1-0		AWAY		3-0-0		0-2-0		0-0-0						
10-1-1		0-0-0	6-0-0		NEUTRAL		2-0-1		0-1-0		2-0-0						
13-6-1		2-1-0	6-1-0		NON-CONFERENCE		3-1-1		0-3-0		2-0-0						
3-3-0		2-1-0	0-1-0		HOME		1-1-0		0-0-0		0-0-0						
0-2-0		0-0-0	0-0-		AWAY		0-0-0		0-2-0		0-0-0						
10-1-1		0-0-0	6-0-0		NEUTRAL		2-0-1		0-1-0		2-0-0						
18-5-0		1-2-0	5-3-0		CONFERENCE		6-0-0		3-0-0		3-0-0						
12-2-0		0-0-0	3-2-0		HOME		3-0-0		3-0-0		3-0-0						
6-3-0		1-2-0	2-1-0		AWAY		3-0-0		0-0-0		0-0-0						
0-0-0		0-0-0	0-0-0		NEUTRAL		0-0-0		0-0-0		0-0-0						
RPI	S	Opponent		Score		RPI	S	Opponent		Score		RPI	S	Opponent		Score	
1	A	UCLA		7 3		29	N	Indiana		8 3		58	N	Coastal Caro.		4 4	
1	A	UCLA		0 8		37	N	Nebraska		8 2		60	A	Washington		4 3	
1	A	UCLA		7 9		37	N	Nebraska		5 3		60	A	Washington		10 7	
17	H	West Virginia		4 2		37	N	Nebraska		17 1		60	A	Washington		1 0	
17	H	West Virginia		9 2		37	N	Nebraska		8 3		69	H	San Diego St.		3 4	
17	H	West Virginia		0 2		39	H	Oregon		8 12		69	H	San Diego St.		8 1	
						39	H	Oregon		7 6		75	N	Minnesota		13 1	
						40	H	California		2 3		75	N	Minnesota		2 1	
						40	H	California		10 5		79	H	Arizona		15 3	
						40	H	California		3 2		79	H	Arizona		9 3	
						42	A	Arizona St.		1 4		79	H	Arizona		8 4	
						42	A	Arizona St.		4 3							
						42	A	Arizona St.		6 4							
						47	H	Gonzaga		3 6							
						47	N	Gonzaga		9 3							
						LAST 10 GAMES											
						119	H	Utah		11 0		121	A	Nevada		6 7	
						47	H	Gonzaga		3 6		121	A	Nevada		7 8	
						202	H	Washington St.		2 0		79	H	Arizona		9 3	
						202	H	Washington St.		4 3		79	H	Arizona		15 3	
						202	H	Washington St.		18 4		79	H	Arizona		8 4	

Non-Div. I Games:

Oregon St.

Average RPI Win: 98		WON-LOST	WINNING	LAST 10	STRENGTH OF		OPP. STRENGTH	TEAM	ADJ		CONF.	ADJ CONF.
Average RPI Loss: 29		RECORD	PCT. RANK	GAMES	SCHEDULE		OF SCHEDULE	RPI	RPI		RPI	RPI
DIV. I ONLY		27-17-0	.61364	61	4-6-0		3	3	12		1	1
DIV. I NON-CONF.		17-5-0	.77273	21	1-1-0		106	48	34		1	1
TOTALS		RPI 1-25	RPI 26-50		W-L RECORDS		RPI 51-100		RPI 101-150		RPI 150+	
27-17-0		8-12-0	0-0-0		OVERALL		9-4-0		5-1-0		5-0-0	
18-6-0		6-4-0	0-0-0		HOME		5-1-0		3-1-0		4-0-0	
9-10-0		2-8-0	0-0-0		AWAY		4-2-0		2-0-0		1-0-0	
0-1-0		0-0-0	0-0-0		NEUTRAL		0-1-0		0-0-0		0-0-0	
17-5-0		0-2-0	0-0-0		NON-CONFERENCE		7-2-0		5-1-0		5-0-0	
12-3-0		0-1-0	0-0-0		HOME		5-1-0		3-1-0		4-0-0	
5-2-0		0-1-0	0-0-		AWAY		2-1-0		2-0-0		1-0-0	
0-0-0		0-0-0	0-0-0		NEUTRAL		0-0-0		0-0-0		0-0-0	
10-12-0		8-10-0	0-0-0		CONFERENCE		2-2-0		0-0-0		0-0-0	
6-3-0		6-3-0	0-0-0		HOME		0-0-0		0-0-0		0-0-0	
4-8-0		2-7-0	0-0-0		AWAY		2-1-0		0-0-0		0-0-0	
0-1-0		0-0-0	0-0-0		NEUTRAL		0-1-0		0-0-0		0-0-0	
RPI S	Opponent	Score	RPI S	Opponent	Score	RPI S	Opponent	Score	RPI S	Opponent	Score	
2 A	Vanderbilt	6 12				52 N	Alabama	3 6	104 A	South Alabama	6 2	
2 A	Vanderbilt	5 9				64 H	Ga. Southern	11 2	142 H	UTSA	5 0	
2 A	Vanderbilt	2 5				64 H	Ga. Southern	4 3	142 H	UTSA	8 3	
3 H	Arkansas	0 8				64 H	Ga. Southern	5 7	142 H	UTSA	6 0	
3 H	Arkansas	6 3				67 A	UCF	13 9	146 A	Jacksonville St.	14 2	
3 H	Arkansas	6 9				67 A	UCF	4 1	146 H	Jacksonville St.	6 11	
4 A	Mississippi St.	2 15				67 A	UCF	1 6	171 A	UAB	13 5	
4 A	Mississippi St.	6 5				71 A	South Carolina	4 2	208 H	UT Martin	2 0	
4 A	Mississippi St.	15 20				71 A	South Carolina	0 4	208 H	UT Martin	15 9	
8 A	Georgia Tech	6 11				71 A	South Carolina	7 5	292 H	Alabama A&M	10 1	
8 H	Georgia Tech	3 9				100 H	Cincinnati	5 0	292 H	Alabama A&M	10 2	
9 H	Tennessee	5 3				100 H	Cincinnati	9 5				
9 H	Tennessee	2 0				100 H	Cincinnati	5 0				
9 H	Tennessee	5 2										
18 A	Texas A&M	1 4										
18 A	Texas A&M	7 0										
18 A	Texas A&M	0 4										
21 H	Ole Miss	6 5										
21 H	Ole Miss	7 4										
21 H	Ole Miss	3 5										
LAST 10 GAMES												
	3 H Arkansas	6 9				146 A	Jacksonville St.	14 2				
	3 H Arkansas	6 3				21 H	Ole Miss	6 5				
	2 A Vanderbilt	5 9				21 H	Ole Miss	3 5				
	2 A Vanderbilt	2 5				21 H	Ole Miss	7 4				
	2 A Vanderbilt	6 12				8 A	Georgia Tech	6 11				

Non-Div. I Games:

Auburn

Average RPI Win:	133	WON-LOST RECORD	WINNING PCT. RANK	LAST 10 GAMES	STRENGTH OF SCHEDULE	OPP. STRENGTH OF SCHEDULE	TEAM RPI	ADJ RPI	CONF. RPI	ADJ CONF. RPI
Average RPI Loss:	122									
DIV. I ONLY	33-7-0	.825	2	8-2-0	124	87	13	.59707	13	13
DIV. I NON-CONF.	24-4-0	.85714	10	2-0-0	128	46	6	.6043	6	12
TOTALS	RPI 1-25	RPI 26-50	W-L RECORDS	RPI 51-100	RPI 101-150	RPI 150+				
33-7-0	0-0-0	0-0-0	OVERALL	14-3-0	7-2-0	12-2-0				
21-1-0	0-0-0	0-0-0	HOME	5-0-0	6-1-0	10-0-0				
12-6-0	0-0-0	0-0-0	AWAY	9-3-0	1-1-0	2-2-0				
0-0-0	0-0-0	0-0-0	NEUTRAL	0-0-0	0-0-0	0-0-0				
24-4-0	0-0-0	0-0-0	NON-CONFERENCE	9-2-0	7-2-0	8-0-0				
15-1-0	0-0-0	0-0-0	HOME	2-0-0	6-1-0	7-0-0				
9-3-0	0-0-0	0-0-	AWAY	7-2-0	1-1-0	1-0-0				
0-0-0	0-0-0	0-0-0	NEUTRAL	0-0-0	0-0-0	0-0-0				
9-3-0	0-0-0	0-0-0	CONFERENCE	5-1-0	0-0-0	4-2-0				
6-0-0	0-0-0	0-0-0	HOME	3-0-0	0-0-0	3-0-0				
3-3-0	0-0-0	0-0-0	AWAY	2-1-0	0-0-0	1-2-0				
0-0-0	0-0-0	0-0-0	NEUTRAL	0-0-0	0-0-0	0-0-0				
RPI S Opponent Score	RPI S Opponent Score	RPI S Opponent Score	RPI S Opponent Score	RPI S Opponent Score	RPI S Opponent Score	RPI S Opponent Score				
				51 H UC Irvine 4 1	113 A UNLV 13 2					
				51 H UC Irvine 10 1	113 A UNLV 8 9					
				51 H UC Irvine 3 2	121 H Nevada 2 1					
				59 A Pepperdine 5 3	137 H California Baptist 1 5					
				59 A Pepperdine 8 2	137 H California Baptist 7 1					
				59 H Pepperdine 3 2	137 H California Baptist 8 2					
				77 A LMU (CA) 7 9	139 H Missouri St. 11 1					
				77 A LMU (CA) 7 2	139 H Missouri St. 5 3					
				81 A Tulane 16 6	139 H Missouri St. 7 3					
				81 A Tulane 7 4	153 H SFA 14 12					
				81 A Tulane 8 7	153 H SFA 7 0					
				83 A Saint Mary's (CA) 6 7	153 H SFA 3 2					
				86 A Cal St. Fullerton 8 7	180 A UC Riverside 15 4					
				86 A Cal St. Fullerton 7 9	180 A UC Riverside 2 7					
				86 A Cal St. Fullerton 7 6	180 A UC Riverside 4 9					
				91 A Southern California 2 1	211 H Hartford 14 0					
				91 H Southern California 10 4	211 H Hartford 6 4					
					211 H Hartford 10 5					
					236 H UC Davis 4 3					
					236 H UC Davis 7 0					
					236 H UC Davis 9 8					
					240 A CSU Bakersfield 4 1					
					240 H CSU Bakersfield 6 4					
			LAST 10 GAMES							
			77 A LMU (CA) 7 2	240 A CSU Bakersfield 4 1						
			240 H CSU Bakersfield 6 4	236 H UC Davis 4 3						
			180 A UC Riverside 15 4	236 H UC Davis 7 0						
			180 A UC Riverside 2 7	236 H UC Davis 9 8						
			180 A UC Riverside 4 9	51 H UC Irvine 3 2						

Non-Div. I Games:

UC Santa Barbara

Average RPI Win:	101	WON-LOST RECORD	WINNING PCT. RANK	LAST 10 GAMES	STRENGTH OF SCHEDULE	OPP. STRENGTH OF SCHEDULE	TEAM RPI	ADJ RPI	CONF. RPI	ADJ CONF. RPI						
Average RPI Loss:	46															
DIV. I ONLY		34-12-0	.73913	11	7-3-0	48	9	14	.59639	14	3	3				
DIV. I NON-CONF.		19-3-0	.86364	9	2-1-0	124	65	12	.59317	12	4	4				
<hr/>																
TOTALS	RPI 1-25	RPI 26-50		W-L RECORDS		RPI 51-100		RPI 101-150		RPI 150+						
34-12-0	3-3-0	8-4-0		OVERALL		11-5-0		3-0-0		9-0-0						
28-3-0	2-1-0	6-0-0		HOME		9-2-0		3-0-0		8-0-0						
6-8-0	1-2-0	2-4-0		AWAY		2-2-0		0-0-0		1-0-0						
0-1-0	0-0-0	0-0-0		NEUTRAL		0-1-0		0-0-0		0-0-0						
19-3-0	0-0-0	3-0-0		NON-CONFERENCE		4-3-0		3-0-0		9-0-0						
18-1-0	0-0-0	3-0-0		HOME		4-1-0		3-0-0		8-0-0						
1-1-0	0-0-0	0-0-		AWAY		0-1-0		0-0-0		1-0-0						
0-1-0	0-0-0	0-0-0		NEUTRAL		0-1-0		0-0-0		0-0-0						
15-9-0	3-3-0	5-4-0		CONFERENCE		7-2-0		0-0-0		0-0-0						
10-2-0	2-1-0	3-0-0		HOME		5-1-0		0-0-0		0-0-0						
5-7-0	1-2-0	2-4-0		AWAY		2-1-0		0-0-0		0-0-0						
0-0-0	0-0-0	0-0-0		NEUTRAL		0-0-0		0-0-0		0-0-0						
RPI	S	Opponent	Score	RPI	S	Opponent	Score	RPI	S	Opponent	Score					
8	A	Georgia Tech	10 11	35	A	Clemson	4 5	58	H	Coastal Caro.	6 1	108	H	South Fla.	3 2	
8	A	Georgia Tech	11 4	35	A	Clemson	2 3	63	H	Campbell	4 2	108	H	South Fla.	2 1	
8	A	Georgia Tech	5 10	35	A	Clemson	3 17	65	H	Virginia	5 4	108	H	South Fla.	5 3	
10	H	Miami (FL)	9 3	41	H	Duke	1 0	65	H	Virginia	5 4	165	H	Gardner-Webb	18 8	
10	H	Miami (FL)	4 6	41	H	Duke	16 6	65	H	Virginia	5 12	172	H	Davidson	12 4	
10	H	Miami (FL)	8 5	41	H	Duke	8 7	66	H	Boston College	16 8	184	H	N.C. A&T	2 1	
				45	A	Virginia Tech	5 2	66	H	Boston College	8 7	186	A	UNCW	11 4	
				45	A	Virginia Tech	1 4	66	H	Boston College	11 10	186	H	UNCW	4 3	
				45	A	Virginia Tech	7 5	68	A	Liberty	0 2	258	H	UMass Lowell	14 2	
				46	H	Xavier	8 3	68	H	Liberty	11 5	258	H	UMass Lowell	14 7	
				46	H	Xavier	12 3	71	N	South Carolina	2 5	258	H	UMass Lowell	5 0	
				46	H	Xavier	14 3	73	H	VCU	8 11	264	H	Charleston So.	7 6	
								90	H	UNC Greensboro	17 4					
								98	A	Notre Dame	10 1					
								98	A	Notre Dame	3 4					
								98	A	Notre Dame	13 6					
LAST 10 GAMES																
				98	A	Notre Dame	3 4	68	H	Liberty	11 5					
				98	A	Notre Dame	13 6	65	H	Virginia	5 4					
				35	A	Clemson	3 17	65	H	Virginia	5 4					
				35	A	Clemson	2 3	65	H	Virginia	5 12					
				258	H	UMass Lowell	14 7	58	H	Coastal Caro.	6 1					

Non-Div. I Games:

North Carolina

Average RPI Win: 84		WON-LOST RECORD	WINNING PCT. RANK	LAST 10 GAMES	STRENGTH OF SCHEDULE	OPP. STRENGTH OF SCHEDULE	TEAM RPI	ADJ RPI	CONF. RPI	ADJ CONF. RPI											
Average RPI Loss: 55																					
DIV. I ONLY		29-16-0	.64444	50	5-5-0	9	22	15	.59583	15	1	1									
DIV. I NON-CONF.		16-8-0	.66667	57	1-1-0	67	111	59	.55284	59	1	1									
<hr/>																					
TOTALS		RPI 1-25		RPI 26-50		W-L RECORDS		RPI 51-100		RPI 101-150		RPI 150+									
29-16-0		6-6-0		7-5-0		OVERALL		6-3-0		3-1-0		7-1-0									
23-4-0		2-1-0		7-2-0		HOME		4-1-0		3-0-0		7-0-0									
6-11-0		4-5-0		0-3-0		AWAY		2-2-0		0-0-0		0-1-0									
0-1-0		0-0-0		0-0-0		NEUTRAL		0-0-0		0-1-0		0-0-0									
16-8-0		0-0-0		2-4-0		NON-CONFERENCE		4-2-0		3-1-0		7-1-0									
16-2-0		0-0-0		2-1-0		HOME		4-1-0		3-0-0		7-0-0									
0-5-0		0-0-0		0-0-		AWAY		0-1-0		0-0-0		0-1-0									
0-1-0		0-0-0		0-0-0		NEUTRAL		0-0-0		0-1-0		0-0-0									
13-8-0		6-6-0		5-1-0		CONFERENCE		2-1-0		0-0-0		0-0-0									
7-2-0		2-1-0		5-1-0		HOME		0-0-0		0-0-0		0-0-0									
6-6-0		4-5-0		0-0-0		AWAY		2-1-0		0-0-0		0-0-0									
0-0-0		0-0-0		0-0-0		NEUTRAL		0-0-0		0-0-0		0-0-0									
RPI	S	Opponent		Score		RPI	S	Opponent		Score		RPI	S	Opponent		Score					
4	A	Mississippi St.		5	6	31	H	Florida		9	16	52	A	Alabama		5	4				
4	A	Mississippi St.		10	5	31	H	Florida		11	2	52	A	Alabama		1	6				
4	A	Mississippi St.		11	2	31	H	Florida		13	1	52	A	Alabama		5	2				
6	A	Georgia		0	2	40	H	California		4	3	56	H	Bryant		17	8				
6	A	Georgia		7	9	40	H	California		2	5	56	H	Bryant		13	6				
6	A	Georgia		1	0	40	H	California		5	4	56	H	Bryant		4	3				
18	H	Texas A&M		9	3	44	H	Kentucky		7	2	76	H	Southeastern La.		6	5				
18	H	Texas A&M		2	1	44	H	Kentucky		2	1	95	A	Northwestern St.		1	3				
18	H	Texas A&M		4	6	44	H	Kentucky		16	4	96	H	McNeese		0	2				
24	A	Missouri		12	11	49	A	Texas		4	8										
24	A	Missouri		5	11	49	A	Texas		1	8										
24	A	Missouri		1	4	49	A	Texas		6	7										
<hr/>																					
LAST 10 GAMES																					
18 H Texas A&M						9	3	52 A Alabama						5	4						
18 H Texas A&M						4	6	52 A Alabama						5	2						
4 A Mississippi St.						5	6	52 A Alabama						1	6						
40 H California						5	4	198 H Lamar University						5	3						
40 H California						2	5	31 H Florida						11	2						

Non-Div. I Games:

LSU

Average RPI Win:	74	WON-LOST	WINNING	LAST 10	STRENGTH OF	OPP. STRENGTH	TEAM	ADJ	CONF.	ADJ CONF.		
Average RPI Loss:	66	RECORD	PCT. RANK	GAMES	SCHEDULE	OF SCHEDULE	RPI	RPI	RPI	RPI		
DIV. I ONLY		29-14-0	.67442	38	7-3-0	16	21	16	.59562	16	2	2
DIV. I NON-CONF.		18-7-0	.72	41	1-2-0	10	35	10	.59586	10	2	2
<hr/>												
TOTALS	RPI 1-25	RPI 26-50		W-L RECORDS		RPI 51-100		RPI 101-150		RPI 150+		
29-14-0	6-4-0	6-5-0		OVERALL		9-3-0		5-0-0		3-2-0		
21-5-0	5-1-0	5-1-0		HOME		5-2-0		4-0-0		2-1-0		
7-7-0	1-2-0	1-3-0		AWAY		4-1-0		0-0-0		1-1-0		
1-2-0	0-1-0	0-1-0		NEUTRAL		0-0-0		1-0-0		0-0-0		
18-7-0	0-1-0	5-3-0		NON-CONFERENCE		5-1-0		5-0-0		3-2-0		
14-3-0	0-0-0	5-1-0		HOME		3-1-0		4-0-0		2-1-0		
3-2-0	0-0-0	0-0-		AWAY		2-0-0		0-0-0		1-1-0		
1-2-0	0-1-0	0-1-0		NEUTRAL		0-0-0		1-0-0		0-0-0		
11-7-0	6-3-0	1-2-0		CONFERENCE		4-2-0		0-0-0		0-0-0		
7-2-0	5-1-0	0-0-0		HOME		2-1-0		0-0-0		0-0-0		
4-5-0	1-2-0	1-2-0		AWAY		2-1-0		0-0-0		0-0-0		
0-0-0	0-0-0	0-0-0		NEUTRAL		0-0-0		0-0-0		0-0-0		
RPI S	Opponent	Score		RPI S	Opponent	Score		RPI S	Opponent	Score		
4 N	Mississippi St.	2	4	37 N	Nebraska	1	2	54 H	Michigan	11	2	
17 A	West Virginia	0	2	39 H	Oregon	6	4	54 H	Michigan	10	3	
17 A	West Virginia	3	4	39 H	Oregon	4	9	54 H	Michigan	8	5	
17 A	West Virginia	3	0	39 H	Oregon	12	11	69 A	San Diego St.	5	1	
22 H	Baylor	10	11	41 A	Duke	6	13	69 A	San Diego St.	12	9	
22 H	Baylor	13	3	44 H	Kentucky	10	7	78 A	Kansas St.	4	3	
22 H	Baylor	3	2	44 H	Kentucky	7	4	78 A	Kansas St.	4	5	
23 H	Oklahoma St.	10	2	44 H	Kentucky	19	4	78 A	Kansas St.	11	4	
23 H	Oklahoma St.	12	4	49 A	Texas	3	0	93 H	Kansas	9	13	
23 H	Oklahoma St.	5	2	49 A	Texas	3	4	93 H	Kansas	19	4	
				49 A	Texas	3	4	93 H	Kansas	5	4	
								99 H	UTRGV	3	6	
LAST 10 GAMES												
				78 A	Kansas St.	4	3	23 H	Oklahoma St.	12	4	
				78 A	Kansas St.	11	4	157 H	New Mexico	6	4	
				99 H	UTRGV	3	6	22 H	Baylor	13	3	
				23 H	Oklahoma St.	5	2	22 H	Baylor	3	2	
				23 H	Oklahoma St.	10	2	22 H	Baylor	10	11	

Non-Div. I Games:

Texas Tech

Average RPI Win:		106	WON-LOST	WINNING	LAST 10	STRENGTH OF		OPP. STRENGTH	TEAM	ADJ	CONF.	ADJ CONF.
Average RPI Loss:		53	RECORD	PCT. RANK	GAMES	SCHEDULE		OF SCHEDULE	RPI	RPI	RPI	RPI
DIV. I ONLY		27-15-0		.64286	51	7-3-0		26	37	17	.5954	17
DIV. I NON-CONF.		17-7-0		.70833	48	1-0-0		66	99	11	.5955	11
TOTALS		RPI 1-25		RPI 26-50		W-L RECORDS		RPI 51-100		RPI 101-150		RPI 150+
27-15-0		5-8-0		4-2-0		OVERALL		5-2-0		6-2-0		7-1-0
14-3-0		2-1-0		2-1-0		HOME		2-1-0		3-0-0		5-0-0
13-12-0		3-7-0		2-1-0		AWAY		3-1-0		3-2-0		2-1-0
0-0-0		0-0-0		0-0-0		NEUTRAL		0-0-0		0-0-0		0-0-0
17-7-0		1-3-0		0-0-0		NON-CONFERENCE		3-1-0		6-2-0		7-1-0
8-0-0		0-0-0		0-0-0		HOME		0-0-0		3-0-0		5-0-0
9-7-0		1-3-0		0-0-		AWAY		3-1-0		3-2-0		2-1-0
0-0-0		0-0-0		0-0-0		NEUTRAL		0-0-0		0-0-0		0-0-0
10-8-0		4-5-0		4-2-0		CONFERENCE		2-1-0		0-0-0		0-0-0
6-3-0		2-1-0		2-1-0		HOME		2-1-0		0-0-0		0-0-0
4-5-0		2-4-0		2-1-0		AWAY		0-0-0		0-0-0		0-0-0
0-0-0		0-0-0		0-0-0		NEUTRAL		0-0-0		0-0-0		0-0-0
RPI S	Opponent	Score	RPI S	Opponent	Score	RPI S	Opponent	Score	RPI S	Opponent	Score	
8 A	Georgia Tech	4 5	36 H	Oklahoma	1 2	64 A	Ga. Southern	0 1	102 A	Morehead St.	9 3	
11 A	Oregon St.	2 4	36 H	Oklahoma	12 4	64 A	Ga. Southern	5 1	102 A	Morehead St.	6 9	
11 A	Oregon St.	2 0	36 H	Oklahoma	5 1	64 A	Ga. Southern	3 1	109 A	William & Mary	12 2	
11 A	Oregon St.	2 9	49 A	Texas	3 2	85 A	Maryland	8 1	109 A	William & Mary	4 6	
16 H	Texas Tech	2 0	49 A	Texas	9 8	93 H	Kansas	5 6	109 A	William & Mary	9 1	
16 H	Texas Tech	4 3	49 A	Texas	2 10	93 H	Kansas	4 3	128 H	Kent St.	6 2	
16 H	Texas Tech	0 3				93 H	Kansas	1 0	128 H	Kent St.	8 4	
22 A	Baylor	0 12							128 H	Kent St.	9 7	
22 A	Baylor	5 6							161 H	Canisius	5 4	
22 A	Baylor	4 10							181 A	Marshall	15 3	
23 A	Oklahoma St.	5 9							181 H	Marshall	2 0	
23 A	Oklahoma St.	11 1							205 A	Kennesaw St.	3 5	
23 A	Oklahoma St.	4 2							217 H	Pittsburgh	5 4	
									229 A	Georgia St.	8 2	
									260 H	Towson	8 3	
									281 H	Youngstown St.	14 1	
LAST 10 GAMES												
260 H	Towson	8 3	49 A	Texas	9 8							
64 A	Ga. Southern	3 1	49 A	Texas	3 2							
161 H	Canisius	5 4	93 H	Kansas	5 6							
181 H	Marshall	2 0	93 H	Kansas	4 3							
49 A	Texas	2 10	93 H	Kansas	1 0							

Non-Div. I Games:

West Virginia

Average RPI Win:		102	WON-LOST RECORD		WINNING PCT. RANK		LAST 10 GAMES		STRENGTH OF SCHEDULE		OPP. STRENGTH OF SCHEDULE		TEAM RPI		ADJ RPI		CONF. RPI		ADJ CONF. RPI	
DIV. I ONLY			31-15-1		.67021 41		5-5-0		14		28		18		.59477 18		1		1	
DIV. I NON-CONF.			20-6-0		.76923 24		2-1-0		47		162		31		.58004 31		1		1	
TOTALS		RPI 1-25		RPI 26-50		W-L RECORDS		RPI 51-100		RPI 101-150		RPI 150+								
31-15-1		7-8-1		7-4-0		OVERALL		5-2-0		1-0-0		11-1-0								
20-7-1		5-3-1		2-2-0		HOME		1-1-0		1-0-0		11-1-0								
8-8-0		1-5-0		4-2-0		AWAY		3-1-0		0-0-0		0-0-0								
3-0-0		1-0-0		1-0-0		NEUTRAL		1-0-0		0-0-0		0-0-0								
20-6-0		1-0-0		4-4-0		NON-CONFERENCE		3-1-0		1-0-0		11-1-0								
15-4-0		0-0-0		2-2-0		HOME		1-1-0		1-0-0		11-1-0								
2-2-0		0-0-0		1-0-		AWAY		1-0-0		0-0-0		0-0-0								
3-0-0		1-0-0		1-0-0		NEUTRAL		1-0-0		0-0-0		0-0-0								
11-9-1		6-8-1		3-0-0		CONFERENCE		2-1-0		0-0-0		0-0-0								
5-3-1		5-3-1		0-0-0		HOME		0-0-0		0-0-0		0-0-0								
6-6-0		1-5-0		3-0-0		AWAY		2-1-0		0-0-0		0-0-0								
0-0-0		0-0-0		0-0-0		NEUTRAL		0-0-0		0-0-0		0-0-0								
RPI	S	Opponent		Score		RPI	S	Opponent		Score		RPI	S	Opponent		Score				
2	H	Vanderbilt		4 7		28	A	DBU		4 5		71	A	South Carolina		2 3				
2	H	Vanderbilt		8 7		33	H	Texas St.		3 5		71	A	South Carolina		6 3				
2	H	Vanderbilt		7 0		43	A	Houston		1 4		71	A	South Carolina		8 2				
12	H	Auburn		4 1		43	N	Houston		3 2		74	A	Sam Houston St.		15 5				
12	H	Auburn		0 7		44	A	Kentucky		5 3		80	H	UT Arlington		10 5				
12	H	Auburn		4 0		44	A	Kentucky		17 5		87	N	TCU		1 0				
15	A	LSU		1 2		44	A	Kentucky		9 3		97	H	Incarnate Word		5 6				
15	A	LSU		6 4		47	H	Gonzaga		4 6										
15	A	LSU		3 9		47	H	Gonzaga		14 2										
21	A	Ole Miss		4 5		47	H	Gonzaga		3 1										
21	A	Ole Miss		3 13		49	A	Texas		9 6										
21	A	Ole Miss		2 3																
22	N	Baylor		5 2																
24	H	Missouri		7 3																
24	H	Missouri		2 3																
24	H	Missouri		2 2																
LAST 10 GAMES																				
15	A	LSU		3 9		21	A	Ole Miss		4 5										
15	A	LSU		6 4		80	H	UT Arlington		10 5										
74	A	Sam Houston St.		15 5		71	A	South Carolina		6 3										
21	A	Ole Miss		2 3		71	A	South Carolina		2 3										
21	A	Ole Miss		3 13		71	A	South Carolina		8 2										

Non-Div. I Games:

Texas A&M

Average RPI Win: 98		WON-LOST RECORD		WINNING PCT. RANK		LAST 10 GAMES		STRENGTH OF SCHEDULE		OPP. STRENGTH OF SCHEDULE		TEAM RPI		ADJ RPI		CONF. RPI		ADJ CONF. RPI	
DIV. I ONLY		32-7-0		.82051 3		8-2-0		114		2		19		.59331 19		4		4	
DIV. I NON-CONF.		17-4-0		.80952 13		3-1-0		103		15		19		.5899 19		3		3	
TOTALS		RPI 1-25		RPI 26-50		W-L RECORDS		RPI 51-100		RPI 101-150		RPI 150+							
32-7-0		1-2-0		7-1-0		OVERALL		9-2-0		11-1-0		4-1-0							
18-6-0		1-2-0		4-1-0		HOME		6-1-0		7-1-0		0-1-0							
11-1-0		0-0-0		3-0-0		AWAY		2-1-0		2-0-0		4-0-0							
3-0-0		0-0-0		0-0-0		NEUTRAL		1-0-0		2-0-0		0-0-0							
17-4-0		0-0-0		4-1-0		NON-CONFERENCE		4-1-0		8-1-0		1-1-0							
9-3-0		0-0-0		4-1-0		HOME		1-0-0		4-1-0		0-1-0							
5-1-0		0-0-0		0-0-		AWAY		2-1-0		2-0-0		1-0-0							
3-0-0		0-0-0		0-0-0		NEUTRAL		1-0-0		2-0-0		0-0-0							
15-3-0		1-2-0		3-0-0		CONFERENCE		5-1-0		3-0-0		3-0-0							
9-3-0		1-2-0		0-0-0		HOME		5-1-0		3-0-0		0-0-0							
6-0-0		0-0-0		3-0-0		AWAY		0-0-0		0-0-0		3-0-0							
0-0-0		0-0-0		0-0-0		NEUTRAL		0-0-0		0-0-0		0-0-0							
RPI	S	Opponent		Score		RPI	S	Opponent		Score		RPI	S	Opponent		Score			
1	H	UCLA		3 2		39	A	Oregon		10 0		59	N	Pepperdine		6 1			
1	H	UCLA		7 10		39	A	Oregon		20 5		60	H	Washington		8 2			
1	H	UCLA		5 11		39	A	Oregon		5 4		60	H	Washington		6 1			
						47	H	Gonzaga		11 10		60	H	Washington		3 2			
						49	H	Texas		4 2		62	H	Fresno St.		2 0			
						49	H	Texas		8 1		79	H	Arizona		13 5			
						49	H	Texas		0 4		79	H	Arizona		3 6			
						49	H	Texas		9 0		79	H	Arizona		13 3			
												86	A	Cal St. Fullerton		5 6			
												86	A	Cal St. Fullerton		4 3			
												86	A	Cal St. Fullerton		8 1			
												126	A	Grand Canyon		14 4			
												147	H	San Jose St.		15 7			
												202	A	Washington St.		7 1			
												202	A	Washington St.		8 5			
												202	A	Washington St.		14 2			
												236	H	UC Davis		6 8			
												276	A	Santa Clara		7 1			
LAST 10 GAMES																			
						276	A	Santa Clara		7 1		47	H	Gonzaga		11 10			
						79	H	Arizona		13 5		39	A	Oregon		10 0			
						79	H	Arizona		13 3		39	A	Oregon		20 5			
						79	H	Arizona		3 6		39	A	Oregon		5 4			
						147	H	San Jose St.		15 7		236	H	UC Davis		6 8			

Non-Div. I Games:

Stanford

Average RPI Win:	114	WON-LOST RECORD	WINNING PCT. RANK	LAST 10 GAMES	STRENGTH OF SCHEDULE	OPP. STRENGTH OF SCHEDULE	TEAM RPI	ADJ RPI	CONF. RPI	ADJ CONF. RPI		
DIV. I ONLY		26-10-0	.72222	20	7-3-0	85	62	20	.585	20	17	17
DIV. I NON-CONF.		20-7-0	.74074	31	3-0-0	58	10	5	.60465	5	16	16
<hr/>												
TOTALS	RPI 1-25	RPI 26-50		W-L RECORDS		RPI 51-100		RPI 101-150		RPI 150+		
26-10-0	0-0-0	8-6-0		OVERALL		7-1-0		3-2-0		8-1-0		
7-4-0	0-0-0	5-3-0		HOME		2-1-0		0-0-0		0-0-0		
18-5-0	0-0-0	2-2-0		AWAY		5-0-0		3-2-0		8-1-0		
1-1-0	0-0-0	1-1-0		NEUTRAL		0-0-0		0-0-0		0-0-0		
20-7-0	0-0-0	7-4-0		NON-CONFERENCE		7-1-0		3-2-0		3-0-0		
6-2-0	0-0-0	4-1-0		HOME		2-1-0		0-0-0		0-0-0		
13-4-0	0-0-0	2-0-		AWAY		5-0-0		3-2-0		3-0-0		
1-1-0	0-0-0	1-1-0		NEUTRAL		0-0-0		0-0-0		0-0-0		
6-3-0	0-0-0	1-2-0		CONFERENCE		0-0-0		0-0-0		5-1-0		
1-2-0	0-0-0	1-2-0		HOME		0-0-0		0-0-0		0-0-0		
5-1-0	0-0-0	0-0-0		AWAY		0-0-0		0-0-0		5-1-0		
0-0-0	0-0-0	0-0-0		NEUTRAL		0-0-0		0-0-0		0-0-0		
RPI	S	Opponent	Score	RPI	S	Opponent	Score	RPI	S	Opponent	Score	
				30	H	Illinois St.	17 3					
				30	H	Illinois St.	8 7					
				30	H	Illinois St.	7 3					
				33	N	Texas St.	6 5					
				33	N	Texas St.	9 12					
				37	A	Nebraska	10 2					
				37	H	Nebraska	3 6					
				37	H	Nebraska	2 1					
				46	H	Xavier	1 8					
				46	H	Xavier	5 0					
				46	H	Xavier	1 3					
				48	A	Evansville	10 4					
				48	A	Evansville	1 7					
				48	A	Evansville	0 11					

Non-Div. I Games:

Creighton

Average RPI Win:		104	WON-LOST RECORD		WINNING PCT. RANK		LAST 10 GAMES		STRENGTH OF SCHEDULE		OPP. STRENGTH OF SCHEDULE		TEAM RPI		ADJ RPI		CONF. RPI		ADJ CONF. RPI					
DIV. I ONLY			30-15-0		.66667		42		5-5-0		33		6		21		.58473		21		1		1	
DIV. I NON-CONF.			17-6-0		.73913		33		1-0-0		171		70		57		.5533		57		1		1	
TOTALS		RPI 1-25		RPI 26-50				W-L RECORDS				RPI 51-100				RPI 101-150				RPI 150+				
30-15-0		7-9-0		5-2-0				OVERALL				5-3-0				4-0-0				9-1-0				
22-6-0		3-1-0		4-2-0				HOME				3-2-0				3-0-0				9-1-0				
7-8-0		4-7-0		0-0-0				AWAY				2-1-0				1-0-0				0-0-0				
1-1-0		0-1-0		1-0-0				NEUTRAL				0-0-0				0-0-0				0-0-0				
17-6-0		0-3-0		1-0-0				NON-CONFERENCE				3-2-0				4-0-0				9-1-0				
13-3-0		0-1-0		0-0-0				HOME				1-1-0				3-0-0				9-1-0				
3-3-0		0-2-0		0-0-				AWAY				2-1-0				1-0-0				0-0-0				
1-0-0		0-0-0		1-0-0				NEUTRAL				0-0-0				0-0-0				0-0-0				
13-9-0		7-6-0		4-2-0				CONFERENCE				2-1-0				0-0-0				0-0-0				
9-3-0		3-0-0		4-2-0				HOME				2-1-0				0-0-0				0-0-0				
4-5-0		4-5-0		0-0-0				AWAY				0-0-0				0-0-0				0-0-0				
0-1-0		0-1-0		0-0-0				NEUTRAL				0-0-0				0-0-0				0-0-0				
RPI	S	Opponent		Score		RPI	S	Opponent		Score		RPI	S	Opponent		Score		RPI	S	Opponent		Score		
3	A	Arkansas		3	5	31	H	Florida		12	10	52	H	Alabama		6	8	107	H	Little Rock		11	8	
3	A	Arkansas		10	5	31	H	Florida		12	4	52	H	Alabama		1	0	114	A	Memphis		9	6	
3	A	Arkansas		4	3	31	H	Florida		16	4	52	H	Alabama		12	2	114	H	Memphis		5	2	
4	N	Mississippi St.		1	8	38	N	Southern Miss.		11	2	70	H	Wright St.		10	1	132	H	Arkansas St.		15	3	
5	H	East Carolina		2	3	44	H	Kentucky		2	4	70	H	Wright St.		5	9	171	H	UAB		15	9	
7	A	Louisville		8	10	44	H	Kentucky		1	4	81	A	Tulane		6	3	171	H	UAB		2	1	
7	A	Louisville		3	4	44	H	Kentucky		8	2	81	A	Tulane		6	4	171	H	UAB		13	4	
12	A	Auburn		5	6							81	A	Tulane		12	13	208	H	UT Martin		12	6	
12	A	Auburn		5	3													244	H	North Ala.		6	10	
12	A	Auburn		4	7													245	H	Long Beach St.		7	2	
18	H	Texas A&M		13	3													245	H	Long Beach St.		7	6	
18	H	Texas A&M		3	2													245	H	Long Beach St.		5	3	
18	H	Texas A&M		5	4													291	H	Ark.-Pine Bluff		25	0	
24	A	Missouri		5	8													291	H	Ark.-Pine Bluff		12	2	
24	A	Missouri		1	2																			
24	A	Missouri		3	0																			
LAST 10 GAMES																								
		31 H Florida		16	4			18 H Texas A&M		5	4													
		114 A Memphis		9	6			4 N Mississippi St.		1	8													
		291 H Ark.-Pine Bluff		25	0			12 A Auburn		5	6													
		18 H Texas A&M		3	2			12 A Auburn		5	3													
		18 H Texas A&M		13	3			12 A Auburn		4	7													

Non-Div. I Games:

Ole Miss

Average RPI Win:	111	WON-LOST RECORD	WINNING PCT. RANK	LAST 10 GAMES	STRENGTH OF SCHEDULE	OPP. STRENGTH OF SCHEDULE	TEAM RPI	ADJ RPI	CONF. RPI	ADJ CONF. RPI		
DIV. I ONLY		30-12-0	.71429	23	8-2-0	45	34	22	.58227	22	2	2
DIV. I NON-CONF.		18-7-0	.72	41	2-0-0	130	59	66	.54864	65	2	2
<hr/>												
TOTALS	RPI 1-25	RPI 26-50		W-L RECORDS		RPI 51-100		RPI 101-150		RPI 150+		
30-12-0	4-3-0	7-4-0		OVERALL		6-3-0		0-1-0		13-1-0		
22-5-0	3-0-0	5-4-0		HOME		1-0-0		0-0-0		13-1-0		
7-5-0	1-2-0	1-0-0		AWAY		5-3-0		0-0-0		0-0-0		
1-2-0	0-1-0	1-0-0		NEUTRAL		0-0-0		0-1-0		0-0-0		
18-7-0	0-1-0	4-2-0		NON-CONFERENCE		1-2-0		0-1-0		13-1-0		
16-3-0	0-0-0	2-2-0		HOME		1-0-0		0-0-0		13-1-0		
1-2-0	0-0-0	1-0-		AWAY		0-2-0		0-0-0		0-0-0		
1-2-0	0-1-0	1-0-0		NEUTRAL		0-0-0		0-1-0		0-0-0		
12-5-0	4-2-0	3-2-0		CONFERENCE		5-1-0		0-0-0		0-0-0		
6-2-0	3-0-0	3-2-0		HOME		0-0-0		0-0-0		0-0-0		
6-3-0	1-2-0	0-0-0		AWAY		5-1-0		0-0-0		0-0-0		
0-0-0	0-0-0	0-0-0		NEUTRAL		0-0-0		0-0-0		0-0-0		
RPI	S	Opponent	Score	RPI	S	Opponent	Score	RPI	S	Opponent	Score	
16	A	Texas Tech	11 10	28	A	DBU	5 1	74	A	Sam Houston St.	7 8	
16	A	Texas Tech	3 13	28	H	DBU	10 4	74	H	Sam Houston St.	9 6	
16	A	Texas Tech	2 3	33	N	Texas St.	5 4	80	A	UT Arlington	1 2	
17	H	West Virginia	12 0	36	H	Oklahoma	3 2	87	A	TCU	6 3	
17	H	West Virginia	6 5	36	H	Oklahoma	7 3	87	A	TCU	12 1	
17	H	West Virginia	10 4	36	H	Oklahoma	5 7	87	A	TCU	15 2	
18	N	Texas A&M	2 5	37	H	Nebraska	4 12	93	A	Kansas	8 2	
				37	H	Nebraska	10 3	93	A	Kansas	8 0	
				37	H	Nebraska	0 2	93	A	Kansas	7 12	
				49	H	Texas	6 5					
				49	H	Texas	6 8					

Non-Div. I Games:

Baylor

Average RPI Win: 76		WON-LOST	WINNING	LAST 10	STRENGTH OF		OPP. STRENGTH	TEAM	ADJ	CONF.	ADJ CONF.
Average RPI Loss: 56		RECORD	PCT. RANK	GAMES	SCHEDULE		OF SCHEDULE	RPI	RPI	RPI	RPI
DIV. I ONLY		25-16-0	.60976	67	5-5-0		12	25	23	.58166	23
DIV. I NON-CONF.		14-8-0	.63636	78	1-0-0		4	45	21	.58696	21
TOTALS		RPI 1-25	RPI 26-50		W-L RECORDS		RPI 51-100		RPI 101-150		RPI 150+
25-16-0		1-6-0	5-1-0		OVERALL		15-8-0		4-1-0		0-0-0
17-7-0		1-2-0	5-0-0		HOME		8-4-0		3-1-0		0-0-0
7-9-0		0-4-0	0-1-0		AWAY		6-4-0		1-0-0		0-0-0
1-0-0		0-0-0	0-0-0		NEUTRAL		1-0-0		0-0-0		0-0-0
14-8-0		0-1-0	1-1-0		NON-CONFERENCE		9-5-0		4-1-0		0-0-0
9-5-0		0-0-0	1-0-0		HOME		5-4-0		3-1-0		0-0-0
4-3-0		0-1-0	0-0-0		AWAY		3-1-0		1-0-0		0-0-0
1-0-0		0-0-0	0-0-0		NEUTRAL		1-0-0		0-0-0		0-0-0
11-8-0		1-5-0	4-0-0		CONFERENCE		6-3-0		0-0-0		0-0-0
8-2-0		1-2-0	4-0-0		HOME		3-0-0		0-0-0		0-0-0
3-6-0		0-3-0	0-0-0		AWAY		3-3-0		0-0-0		0-0-0
0-0-0		0-0-0	0-0-0		NEUTRAL		0-0-0		0-0-0		0-0-0
RPI S	Opponent	Score	RPI S	Opponent	Score	RPI S	Opponent	Score	RPI S	Opponent	Score
1 A	UCLA	3 6	28 A	DBU	5 7	54 N	Michigan	3 2	107 H	Little Rock	8 3
16 A	Texas Tech	2 10	28 H	DBU	6 3	61 H	Iowa	2 3	117 A	Wichita St.	1 0
16 A	Texas Tech	4 12	36 H	Oklahoma	6 5	61 H	Iowa	5 4	117 H	Wichita St.	10 7
16 A	Texas Tech	2 5	49 H	Texas	11 10	61 H	Iowa	4 5	139 H	Missouri St.	13 2
17 H	West Virginia	9 5	49 H	Texas	15 0	70 H	Wright St.	4 5	143 H	Central Ark.	4 8
17 H	West Virginia	1 11	49 H	Texas	10 2	70 H	Wright St.	4 0			
17 H	West Virginia	2 4				70 H	Wright St.	17 5			
						76 H	Southeastern La.	5 1			
						76 H	Southeastern La.	3 5			
						76 H	Southeastern La.	9 0			
						78 H	Kansas St.	5 4			
						78 H	Kansas St.	8 4			
						78 H	Kansas St.	11 4			
						87 A	TCU	9 8			
						87 A	TCU	7 6			
						87 A	TCU	4 7			
						91 A	Southern California	11 6			
						93 A	Kansas	4 5			
						93 A	Kansas	6 7			
						93 A	Kansas	27 6			
LAST 10 GAMES											
	16 A Texas Tech	2 5									
	16 A Texas Tech	2 10									
	16 A Texas Tech	4 12									
	49 H Texas	11 10									
	49 H Texas	10 2									

Non-Div. I Games:

Oklahoma St.

RPI	S	Opponent	Score	
99	A	UTRGV	10	3
99	A	UTRGV	2	5
99	A	UTRGV	3	1
49	H	Texas	15	0
28	H	DBU	6	3
93	A	Kansas	6	7
93	A	Kansas	4	5
93	A	Kansas	27	6

O
k
l
a
h
o
m
a
s
t
.

O
k
l
a
h
o
m
a
s
t
.

Average RPI Win:	115	WON-LOST	WINNING	LAST 10	STRENGTH OF	OPP. STRENGTH	TEAM	ADJ	CONF.	ADJ CONF.		
Average RPI Loss:	56	RECORD	PCT. RANK	GAMES	SCHEDULE	OF SCHEDULE	RPI	RPI	RPI	RPI		
DIV. I ONLY		30-15-1	.66304	47	7-3-0	44	19	24	.58128	24	1	1
DIV. I NON-CONF.		20-5-0	.8	15	2-0-0	208	100	43	.56795	43	1	1
<hr/>												
TOTALS	RPI 1-25	RPI 26-50		W-L RECORDS		RPI 51-100		RPI 101-150		RPI 150+		
30-15-1	5-9-1	2-1-0		OVERALL		5-0-0		12-3-0		6-2-0		
20-3-0	4-2-0	2-1-0		HOME		4-0-0		6-0-0		4-0-0		
8-9-1	1-7-1	0-0-0		AWAY		1-0-0		4-2-0		2-0-0		
2-3-0	0-0-0	0-0-0		NEUTRAL		0-0-0		2-1-0		0-2-0		
<hr/>												
20-5-0	0-0-0	0-0-0		NON-CONFERENCE		2-0-0		12-3-0		6-2-0		
11-0-0	0-0-0	0-0-0		HOME		1-0-0		6-0-0		4-0-0		
7-2-0	0-0-0	0-0-		AWAY		1-0-0		4-2-0		2-0-0		
2-3-0	0-0-0	0-0-0		NEUTRAL		0-0-0		2-1-0		0-2-0		
<hr/>												
10-10-1	5-9-1	2-1-0		CONFERENCE		3-0-0		0-0-0		0-0-0		
9-3-0	4-2-0	2-1-0		HOME		3-0-0		0-0-0		0-0-0		
1-7-1	1-7-1	0-0-0		AWAY		0-0-0		0-0-0		0-0-0		
0-0-0	0-0-0	0-0-0		NEUTRAL		0-0-0		0-0-0		0-0-0		
<hr/>												
RPI S	Opponent	Score	RPI S	Opponent	Score	RPI S	Opponent	Score	RPI S	Opponent	Score	
3 A	Arkansas	0 2	44 H	Kentucky	2 4	71 H	South Carolina	5 2	106 H	Northwestern	3 2	
3 A	Arkansas	3 4	44 H	Kentucky	9 2	71 H	South Carolina	11 0	106 H	Northwestern	16 11	
3 A	Arkansas	2 3	44 H	Kentucky	5 4	71 H	South Carolina	9 7	106 H	Northwestern	9 4	
6 A	Georgia	2 5				78 H	Kansas St.	17 2	110 A	North Florida	2 4	
6 A	Georgia	2 4				97 A	Incarnate Word	11 7	110 A	North Florida	4 5	
6 A	Georgia	0 3							110 A	North Florida	5 4	
15 H	LSU	4 1							132 H	Arkansas St.	14 4	
15 H	LSU	11 5							132 H	Arkansas St.	16 1	
15 H	LSU	11 12							139 A	Missouri St.	14 6	
18 A	Texas A&M	2 2							139 H	Missouri St.	6 2	
18 A	Texas A&M	3 2							140 N	Rhode Island	12 4	
18 A	Texas A&M	3 7							140 N	Rhode Island	6 8	
21 H	Ole Miss	8 5							140 N	Rhode Island	7 0	
21 H	Ole Miss	2 1							142 A	UTSA	12 11	
21 H	Ole Miss	0 3							143 A	Central Ark.	4 0	
									173 H	Murray St.	13 1	
									173 H	Murray St.	2 1	
									174 N	South Dakota St.	3 6	
									175 N	Northeastern	3 4	
									199 H	Saint Louis	4 3	
									234 A	SIUE	10 3	
									266 A	Florida A&M	5 3	
									292 H	Alabama A&M	13 5	
<hr/>												
LAST 10 GAMES												
71 H South Carolina						9 7		6 A Georgia		2 5		
71 H South Carolina						11 0		6 A Georgia		0 3		
71 H South Carolina						5 2		139 A Missouri St.		14 6		
139 H Missouri St.						6 2		15 H LSU		11 5		
6 A Georgia						2 4		15 H LSU		4 1		

Non-Div. I Games:

Missouri

Average RPI Win:	108	WON-LOST RECORD	WINNING PCT. RANK	LAST 10 GAMES	STRENGTH OF SCHEDULE	OPP. STRENGTH OF SCHEDULE	TEAM RPI	ADJ RPI	CONF. RPI	ADJ CONF. RPI			
DIV. I ONLY		28-15-0	.65116	48	6-4-0	46	69	25	.58116	25	7	7	
DIV. I NON-CONF.		20-8-0	.71429	44	1-2-0	26	83	7	.60314	7	7	7	
<hr/>													
TOTALS	RPI 1-25	RPI 26-50		W-L RECORDS		RPI 51-100		RPI 101-150		RPI 150+			
28-15-0	0-0-0	8-4-0		OVERALL		7-8-0		3-0-0		10-3-0			
12-3-0	0-0-0	3-0-0		HOME		3-3-0		0-0-0		6-0-0			
13-10-0	0-0-0	5-3-0		AWAY		4-5-0		3-0-0		1-2-0			
3-2-0	0-0-0	0-1-0		NEUTRAL		0-0-0		0-0-0		3-1-0			
20-8-0	0-0-0	6-3-0		NON-CONFERENCE		4-2-0		3-0-0		7-3-0			
8-1-0	0-0-0	3-0-0		HOME		2-1-0		0-0-0		3-0-0			
9-5-0	0-0-0	3-0-		AWAY		2-1-0		3-0-0		1-2-0			
3-2-0	0-0-0	0-1-0		NEUTRAL		0-0-0		0-0-0		3-1-0			
8-7-0	0-0-0	2-1-0		CONFERENCE		3-6-0		0-0-0		3-0-0			
4-2-0	0-0-0	0-0-0		HOME		1-2-0		0-0-0		3-0-0			
4-5-0	0-0-0	2-1-0		AWAY		2-4-0		0-0-0		0-0-0			
0-0-0	0-0-0	0-0-0		NEUTRAL		0-0-0		0-0-0		0-0-0			
RPI	S	Opponent	Score	RPI	S	Opponent	Score	RPI	S	Opponent	Score		
				26	N	UConn	4 7	55	A	Wake Forest	5 2		
				30	A	Illinois St.	6 7	58	A	Coastal Caro.	3 11		
				30	H	Illinois St.	4 2	58	H	Coastal Caro.	4 2		
				30	H	Illinois St.	12 1	58	H	Coastal Caro.	4 1		
				30	H	Illinois St.	14 3	61	A	Iowa	1 3		
				34	A	Indiana St.	1 3	61	A	Iowa	1 2		
				37	A	Nebraska	6 5	61	A	Iowa	4 8		
				37	A	Nebraska	3 4	72	A	Bradley	4 2		
				37	A	Nebraska	8 1	72	H	Bradley	8 12		
				50	A	Fla. Atlantic	7 6	75	A	Minnesota	13 3		
				50	A	Fla. Atlantic	5 3	75	A	Minnesota	4 2		
				50	A	Fla. Atlantic	11 10	75	A	Minnesota	4 5		
								85	H	Maryland	5 1		
								85	H	Maryland	4 8		
								85	H	Maryland	2 4		
										216	N	Sacred Heart	4 0
										250	N	Georgetown	11 3
<hr/>													
LAST 10 GAMES													
				85	H	Maryland	4 8	37	A	Nebraska	3 4		
				85	H	Maryland	5 1	37	A	Nebraska	8 1		
				164	H	Southern Ill.	5 4	72	A	Bradley	4 2		
				164	A	Southern Ill.	3 12	176	H	Penn St.	4 3		
				37	A	Nebraska	6 5	176	H	Penn St.	7 6		

Non-Div. I Games:

Illinois

Average RPI Win: 111		WON-LOST RECORD		WINNING PCT. RANK		LAST 10 GAMES		STRENGTH OF SCHEDULE		OPP. STRENGTH OF SCHEDULE		TEAM RPI		ADJ RPI		CONF. RPI		ADJ CONF. RPI					
DIV. I ONLY		27-18-0		.670 70		5-5-0		29		33		26		.58108 26		5		5					
DIV. I NON-CONF.		20-10-0		.66667 57		4-2-0		35		47		16		.59166 16		5		5					
TOTALS		RPI 1-25		RPI 26-50		W-L RECORDS		RPI 51-100		RPI 101-150		RPI 150+											
27-18-0		3-4-0		4-3-0		OVERALL		7-9-0		4-1-0		9-1-0											
9-4-0		0-0-0		0-0-0		HOME		2-2-0		3-1-0		4-1-0											
10-12-0		0-3-0		4-2-0		AWAY		5-7-0		1-0-0		0-0-0											
8-2-0		3-1-0		0-1-0		NEUTRAL		0-0-0		0-0-0		5-0-0											
20-10-0		3-1-0		2-2-0		NON-CONFERENCE		4-6-0		2-0-0		9-1-0											
6-1-0		0-0-0		0-0-0		HOME		1-0-0		1-0-0		4-1-0											
6-7-0		0-0-0		2-0-		AWAY		3-6-0		1-0-0		0-0-0											
8-2-0		3-1-0		0-1-0		NEUTRAL		0-0-0		0-0-0		5-0-0											
7-8-0		0-3-0		2-1-0		CONFERENCE		3-3-0		2-1-0		0-0-0											
3-3-0		0-0-0		0-0-0		HOME		1-2-0		2-1-0		0-0-0											
4-5-0		0-3-0		2-1-0		AWAY		2-1-0		0-0-0		0-0-0											
0-0-0		0-0-0		0-0-0		NEUTRAL		0-0-0		0-0-0		0-0-0											
RPI	S	Opponent		Score		RPI	S	Opponent		Score		RPI	S	Opponent		Score							
5	A	East Carolina		2 5		29	N	Indiana		6 9		56	A	Bryant		11 6		114	H	Memphis	4 2		
5	A	East Carolina		1 5		33	A	Texas St.		4 1		58	A	Coastal Caro.		7 10		114	H	Memphis	1 7		
5	A	East Carolina		7 9		33	A	Texas St.		8 4		65	A	Virginia		3 6		114	H	Memphis	3 1		
7	N	Louisville		3 2		33	A	Texas St.		3 5		66	H	Boston College		3 1		133	A	Massachusetts	10 7		
7	N	Louisville		2 12		43	A	Houston		2 1		67	A	UCF		10 0		140	H	Rhode Island	2 1		
7	N	Louisville		8 3		43	A	Houston		4 5		67	A	UCF		3 1		175	H	Northeastern	6 2		
25	N	Illinois		7 4		43	A	Houston		9 3		67	A	UCF		1 2		175	N	Northeastern	7 4		

Non-Div. I Games:

UConn

Average RPI Win: 137			WON-LOST RECORD			WINNING PCT. RANK			LAST 10 GAMES			STRENGTH OF SCHEDULE			OPP. STRENGTH OF SCHEDULE			TEAM RPI			ADJ RPI			CONF. RPI			ADJ CONF. RPI		
DIV. I ONLY			34-12-0			.73913 11			5-5-0			89			38			27			.57961 27			3			3		
DIV. I NON-CONF.			20-2-0			.90909 3			3-0-0			216			124			26			.58389 26			4			4		
TOTALS			RPI 1-25			RPI 26-50			W-L RECORDS			RPI 51-100			RPI 101-150			RPI 150+											
34-12-0			3-3-0			0-0-0			OVERALL			15-9-0			1-0-0			15-0-0											
18-6-0			0-3-0			0-0-0			HOME			8-3-0			0-0-0			10-0-0											
13-5-0			3-0-0			0-0-0			AWAY			7-5-0			0-0-0			3-0-0											
3-1-0			0-0-0			0-0-0			NEUTRAL			0-1-0			1-0-0			2-0-0											
20-2-0			0-0-0			0-0-0			NON-CONFERENCE			7-2-0			1-0-0			12-0-0											
11-1-0			0-0-0			0-0-0			HOME			4-1-0			0-0-0			7-0-0											
6-0-0			0-0-0			0-0-			AWAY			3-0-0			0-0-0			3-0-0											
3-1-0			0-0-0			0-0-0			NEUTRAL			0-1-0			1-0-0			2-0-0											
14-10-0			3-3-0			0-0-0			CONFERENCE			8-7-0			0-0-0			3-0-0											
7-5-0			0-3-0			0-0-0			HOME			4-2-0			0-0-0			3-0-0											
7-5-0			3-0-0			0-0-0			AWAY			4-5-0			0-0-0			0-0-0											
0-0-0			0-0-0			0-0-0			NEUTRAL			0-0-0			0-0-0			0-0-0											
RPI S	Opponent		Score		RPI S	Opponent		Score		RPI S	Opponent		Score		RPI S	Opponent		Score		RPI S	Opponent		Score		RPI S	Opponent		Score	
7	H	Louisville	10	14						53	H	Florida St.	5	7		128	N	Kent St.	3	2									
7	H	Louisville	3	6						53	H	Florida St.	16	0		184	N	N.C. A&T	12	3									
7	H	Louisville	2	14						53	H	Florida St.	9	8		186	A	UNCW	14	7									
10	A	Miami (FL)	7	6						55	A	Wake Forest	4	3		186	H	UNCW	11	3									
10	A	Miami (FL)	6	3						55	A	Wake Forest	8	9		187	N	Michigan St.	5	0									
10	A	Miami (FL)	6	4						55	A	Wake Forest	3	7		194	A	Charlotte	6	5									
										58	A	Coastal Caro.	7	6		217	H	Pittsburgh	4	3									
										58	H	Coastal Caro.	6	7		217	H	Pittsburgh	21	3									
										63	A	Campbell	10	1		217	H	Pittsburgh	6	5									
										65	H	Virginia	8	7		253	H	George Mason	18	3									
										65	H	Virginia	3	0		257	H	Tennessee Tech	10	6									
										65	H	Virginia	3	4		260	H	Towson	11	1									
										66	A	Boston College	1	3		270	A	N.C. Central	11	10									
										66	A	Boston College	6	5		279	H	Bucknell	12	8									
										66	A	Boston College	16	4		279	H	Bucknell	14	2									
										71	N	South Carolina	8	10		279	H	Bucknell	8	2									
										75	H	Minnesota	8	4															
										75	H	Minnesota	5	4															
										75	H	Minnesota	3	2															
										88	A	Elon	5	0															
LAST 10 GAMES																													
										55	A	Wake Forest	8	9															
										55	A	Wake Forest	4	3															
										7	H	Louisville	2	14															
										7	H	Louisville	10	14															
										75	H	Minnesota	8	4															

Non-Div. I Games:

NC State

RPI	S	Opponent	Score	
88	H	Elon	21	2
98	A	Notre Dame	1	4
98	A	Notre Dame	4	2
98	A	Notre Dame	4	5
75	H	Minnesota	3	2
186	H	UNCW	11	3
98	A	Notre Dame	1	4
98	A	Notre Dame	4	2
98	A	Notre Dame	4	5

N
C
S
t
a
t
e

N
C
S
t
a
t
e

DBU

Average RPI Win: 117		WON-LOST RECORD	WINNING PCT. RANK	LAST 10 GAMES	STRENGTH OF SCHEDULE	OPP. STRENGTH OF SCHEDULE	TEAM RPI	ADJ RPI	CONF. RPI	ADJ CONF. RPI							
Average RPI Loss: 49																	
DIV. I ONLY		31-13-0	.70455	25	7-3-0	53	41	28	.57902	28	6	6					
DIV. I NON-CONF.		23-9-0	.71875	43	3-1-0	33	24	14	.59229	14	6	6					
<hr/>																	
TOTALS		RPI 1-25		RPI 26-50		W-L RECORDS		RPI 51-100		RPI 101-150		RPI 150+					
31-13-0		2-3-0		5-6-0		OVERALL		9-4-0		6-0-0		9-0-0					
20-7-0		2-1-0		4-3-0		HOME		5-3-0		3-0-0		6-0-0					
11-6-0		0-2-0		1-3-0		AWAY		4-1-0		3-0-0		3-0-0					
0-0-0		0-0-0		0-0-0		NEUTRAL		0-0-0		0-0-0		0-0-0					
23-9-0		2-3-0		2-3-0		NON-CONFERENCE		7-3-0		6-0-0		6-0-0					
13-5-0		2-1-0		2-2-0		HOME		3-2-0		3-0-0		3-0-0					
10-4-0		0-2-0		0-0-		AWAY		4-1-0		3-0-0		3-0-0					
0-0-0		0-0-0		0-0-0		NEUTRAL		0-0-0		0-0-0		0-0-0					
8-4-0		0-0-0		3-3-0		CONFERENCE		2-1-0		0-0-0		3-0-0					
7-2-0		0-0-0		2-1-0		HOME		2-1-0		0-0-0		3-0-0					
1-2-0		0-0-0		1-2-0		AWAY		0-0-0		0-0-0		0-0-0					
0-0-0		0-0-0		0-0-0		NEUTRAL		0-0-0		0-0-0		0-0-0					
RPI	S	Opponent		Score		RPI	S	Opponent		Score		RPI	S	Opponent		Score	
18	H	Texas A&M		5	4	30	H	Illinois St.		11	4	72	H	Bradley		14	3
22	A	Baylor		4	10	30	H	Illinois St.		8	9	72	H	Bradley		7	6
22	H	Baylor		1	5	30	H	Illinois St.		13	3	72	H	Bradley		1	2
23	A	Oklahoma St.		3	6	36	A	Oklahoma		2	4	75	H	Minnesota		7	9
23	H	Oklahoma St.		7	5	36	H	Oklahoma		7	2	75	H	Minnesota		9	0
						43	H	Houston		6	8	75	H	Minnesota		7	5
						43	H	Houston		0	2	80	A	UT Arlington		7	1
						43	H	Houston		8	4	80	H	UT Arlington		0	9
						48	A	Evansville		5	11	87	A	TCU		9	3
						48	A	Evansville		4	3	87	H	TCU		11	6
						48	A	Evansville		3	8	89	A	Col. of Charleston		14	4
												89	A	Col. of Charleston		3	4
												89	A	Col. of Charleston		6	2
											</						

Non-Div. I Games:

DBU

Average RPI Win:	112	WON-LOST RECORD	WINNING PCT. RANK	LAST 10 GAMES	STRENGTH OF SCHEDULE	OPP. STRENGTH OF SCHEDULE	TEAM RPI	ADJ RPI	CONF. RPI	ADJ CONF. RPI					
DIV. I ONLY		30-14-0	.68182	32	8-2-0	57	52	29	.57634	29	7	7			
DIV. I NON-CONF.		18-10-0	.64286	75	4-0-0	15	50	20	.58737	20	7	7			
<hr/>															
TOTALS	RPI 1-25	RPI 26-50		W-L RECORDS		RPI 51-100		RPI 101-150		RPI 150+					
30-14-0	0-4-0	6-0-0		OVERALL		9-6-0		4-2-0		11-2-0					
18-4-0	0-0-0	3-0-0		HOME		6-2-0		1-1-0		8-1-0					
8-8-0	0-3-0	2-0-0		AWAY		2-3-0		2-1-0		2-1-0					
4-2-0	0-1-0	1-0-0		NEUTRAL		1-1-0		1-0-0		1-0-0					
18-10-0	0-4-0	6-0-0		NON-CONFERENCE		2-4-0		4-2-0		6-0-0					
10-2-0	0-0-0	3-0-0		HOME		1-1-0		1-1-0		5-0-0					
4-6-0	0-3-0	2-0-		AWAY		0-2-0		2-1-0		0-0-0					
4-2-0	0-1-0	1-0-0		NEUTRAL		1-1-0		1-0-0		1-0-0					
12-4-0	0-0-0	0-0-0		CONFERENCE		7-2-0		0-0-0		5-2-0					
8-2-0	0-0-0	0-0-0		HOME		5-1-0		0-0-0		3-1-0					
4-2-0	0-0-0	0-0-0		AWAY		2-1-0		0-0-0		2-1-0					
0-0-0	0-0-0	0-0-0		NEUTRAL		0-0-0		0-0-0		0-0-0					
RPI	S	Opponent	Score	RPI	S	Opponent	Score	RPI	S	Opponent	Score				
9	A	Tennessee	1 5	26	N	UConn	9 6	58	A	Coastal Caro.	5 6	114	A	Memphis	6 1
9	A	Tennessee	0 11	34	A	Indiana St.	15 14	60	N	Washington	1 0	114	A	Memphis	6 0
9	A	Tennessee	3 5	48	A	Evansville	5 0	61	H	Iowa	7 1	114	A	Memphis	3 6
11	N	Oregon St.	3 8	48	H	Evansville	5 1	61	H	Iowa	13 1	118	H	Ball St.	14 3
				48	H	Evansville	6 5	61	H	Iowa	3 2	118	N	Ball St.	9 3
				48	H	Evansville	9 3	70	H	Wright St.	4 15	128	H	Kent St.	8 9
								75	H	Minnesota	3 7	161	H	Canisius	18 6
								75	H	Minnesota	7 1	161	H	Canisius	16 5
								75	H	Minnesota	7 6	161	H	Canisius	12 1
								83	N	San Diego	3 5	161	H	Canisius	5 2
								85	A	Maryland	19 4	175	N	Northeastern	6 4
								85	A	Maryland	0 2	176	H	Penn St.	3 2
								85	A	Maryland	20 5	176	H	Penn St.	0 3
								100	A	Cincinnati	5 7	176	H	Penn St.	5 3
								100	H	Cincinnati	7 1	187	A	Michigan St.	13 4
												187	A	Michigan St.	3 5
												187	A	Michigan St.	11 2
												193	H	Purdue	7 6
												255	H	Butler	9 3
				LAST 10 GAMES											
				187	A	Michigan St.	3 5	175	N	Northeastern	6 4				
				176	H	Penn St.	5 3	48	H	Evansville	9 3				
				70	H	Wright St.	4 15	75	H	Minnesota	7 1				
				161	H	Canisius	16 5	75	H	Minnesota	7 6				
				161	H	Canisius	5 2	75	H	Minnesota	3 7				

Non-Div. I Games:

Indiana

Illinois.

Illinois St.

RPI	S	Opponent	Score	
243	A	Valparaiso	2	4
248	H	Northern Ill.	10	2
273	A	Southeast Mo. St.	18	6

Illinois St.

I
l
l
i
n
o
i
s
s
t
.

I
l
l
i
n
o
i
s
s
t
.

Average RPI Win: 107		WON-LOST RECORD	WINNING PCT. RANK	LAST 10 GAMES	STRENGTH OF SCHEDULE	OPP. STRENGTH OF SCHEDULE	TEAM RPI	ADJ RPI	CONF. RPI	ADJ CONF. RPI	
Average RPI Loss: 38											
DIV. I ONLY		28-18-0	.6087 68	5-5-0	10	10	31	.57523 31	1	1	
DIV. I NON-CONF.		19-6-0	.76 26	1-1-0	42	67	33	.57812 33	1	1	
TOTALS		RPI 1-25	RPI 26-50		W-L RECORDS		RPI 51-100		RPI 101-150		RPI 150+
28-18-0	4-11-0		2-2-0	OVERALL		11-2-0		1-3-0		10-0-0	
24-9-0	3-3-0		2-2-0	HOME		8-2-0		1-2-0		10-0-0	
3-9-0	1-8-0		0-0-0	AWAY		2-0-0		0-1-0		0-0-0	
1-0-0	0-0-0		0-0-0	NEUTRAL		1-0-0		0-0-0		0-0-0	
19-6-0	2-1-0		0-1-0	NON-CONFERENCE		6-1-0		1-3-0		10-0-0	
16-5-0	2-1-0		0-1-0	HOME		3-1-0		1-2-0		10-0-0	
2-1-0	0-0-0		0-0-	AWAY		2-0-0		0-1-0		0-0-0	
1-0-0	0-0-0		0-0-0	NEUTRAL		1-0-0		0-0-0		0-0-0	
9-12-0	2-10-0		2-1-0	CONFERENCE		5-1-0		0-0-0		0-0-0	
8-4-0	1-2-0		2-1-0	HOME		5-1-0		0-0-0		0-0-0	
1-8-0	1-8-0		0-0-0	AWAY		0-0-0		0-0-0		0-0-0	
0-0-0	0-0-0		0-0-0	NEUTRAL		0-0-0		0-0-0		0-0-0	
RPI S	Opponent	Score	RPI S	Opponent	Score	RPI S	Opponent	Score	RPI S	Opponent	Score
2 A	Vanderbilt	2 15	44 H	Kentucky	10 8	52 H	Alabama	12 3	108 A	South Fla.	1 6
2 A	Vanderbilt	0 5	44 H	Kentucky	12 8	52 H	Alabama	6 3	110 H	North Florida	1 7
2 A	Vanderbilt	4 14	44 H	Kentucky	1 5	52 H	Alabama	3 1	111 H	FGCU	2 7
4 H	Mississippi St.	5 6	50 H	Fla. Atlantic	11 13	53 A	Florida St.	3 1	111 H	FGCU	15 0
4 H	Mississippi St.	5 10				53 H	Florida St.	20 7	167 H	Winthrop	5 3
4 H	Mississippi St.	4 2				53 N	Florida St.	4 2	167 H	Winthrop	28 5
10 H	Miami (FL)	4 1				67 H	UCF	9 12	167 H	Winthrop	16 4
10 H	Miami (FL)	2 5				71 H	South Carolina	3 6	170 H	Yale	4 3
10 H	Miami (FL)	9 3				71 H	South Carolina	6 4	170 H	Yale	6 5
15 A	LSU	16 9				71 H	South Carolina	9 5	170 H	Yale	15 1
15 A	LSU	1 13				94 A	Jacksonville	5 4	245 H	Long Beach St.	5 2
15 A	LSU	2 11				94 H	Jacksonville	8 4	245 H	Long Beach St.	8 2
21 A	Ole Miss	4 12				94 H	Jacksonville	13 8	245 H	Long Beach St.	3 1
21 A	Ole Miss	10 12							266 H	Florida A&M	12 1
21 A	Ole Miss	4 16									
LAST 10 GAMES											
21 A	Ole Miss	4 16	15 A	LSU	2 11						
44 H	Kentucky	12 8	15 A	LSU	1 13						
44 H	Kentucky	1 5	15 A	LSU	16 9						
44 H	Kentucky	10 8	94 H	Jacksonville	8 4						
50 H	Fla. Atlantic	11 13	71 H	South Carolina	6 4						

Non-Div. I Games:

Florida

Average RPI Win: 133		WON-LOST	WINNING	LAST 10	STRENGTH OF		OPP. STRENGTH	TEAM	ADJ		CONF.	ADJ CONF.			
Average RPI Loss: 80		RECORD	PCT. RANK	GAMES	SCHEDULE		OF SCHEDULE	RPI	RPI		RPI	RPI			
DIV. I ONLY		29-11-0	.725	18	7-3-0		112	101	32	.57177	32	8	8		
DIV. I NON-CONF.		16-6-0	.72727	38	2-2-0		201	110	51	.56	51	10	10		
TOTALS		RPI 1-25	RPI 26-50		W-L RECORDS		RPI 51-100		RPI 101-150		RPI 150+				
29-11-0	0-0-0	2-4-0		OVERALL		8-4-0		9-2-0		10-1-0					
15-3-0	0-0-0	2-2-0		HOME		5-1-0		6-0-0		2-0-0					
10-6-0	0-0-0	0-1-0		AWAY		3-3-0		0-1-0		7-1-0					
4-2-0	0-0-0	0-1-0		NEUTRAL		0-0-0		3-1-0		1-0-0					
16-6-0	0-0-0	1-2-0		NON-CONFERENCE		2-1-0		6-2-0		7-1-0					
6-0-0	0-0-0	1-0-0		HOME		0-0-0		3-0-0		2-0-0					
6-4-0	0-0-0	0-0-		AWAY		2-1-0		0-1-0		4-1-0					
4-2-0	0-0-0	0-1-0		NEUTRAL		0-0-0		3-1-0		1-0-0					
13-5-0	0-0-0	1-2-0		CONFERENCE		6-3-0		3-0-0		3-0-0					
9-3-0	0-0-0	1-2-0		HOME		5-1-0		3-0-0		0-0-0					
4-2-0	0-0-0	0-0-0		AWAY		1-2-0		0-0-0		3-0-0					
0-0-0	0-0-0	0-0-0		NEUTRAL		0-0-0		0-0-0		0-0-0					
RPI	S	Opponent	Score	RPI	S	Opponent	Score	RPI	S	Opponent	Score	RPI	S	Opponent	Score
				39	H	Oregon	7 3	59	H	Pepperdine	4 2	106	N	Northwestern	4 3
				40	A	California	2 3	59	H	Pepperdine	13 7	106	N	Northwestern	2 3
				40	N	California	6 10	59	H	Pepperdine	0 7	106	N	Northwestern	11 2
				47	H	Gonzaga	2 4	60	A	Washington	7 3	119	A	Utah	6 8
				47	H	Gonzaga	2 4	60	A	Washington	0 1	131	H	Milwaukee	5 3
				47	H	Gonzaga	7 4	60	A	Washington	4 0	131	H	Milwaukee	14 6
								83	A	San Diego	5 6	131	H	Milwaukee	11 8
								83	A	San Diego	5 15	138	H	Portland	10 1
								83	A	San Diego	17 4	138	H	Portland	3 1
								83	H	Saint Mary's (CA)	11 0	138	H	Portland	11 1
								83	H	Saint Mary's (CA)	10 6	144	N	Ohio St.	5 1
								83	H	Saint Mary's (CA)	5 3	151	A	A&M-Corpus Christi	6 2
												155	A	Pacific	5 0
												155	A	Pacific	12 1
												155	A	Pacific	11 7
												198	A	Lamar University	4 0
												198	A	Lamar University	4 2
												198	A	Lamar University	1 3
												200	N	Oral Roberts	8 3
												275	A	Utah Valley	14 13
												275	H	Utah Valley	5 1
												285	H	Niagara	11 5
LAST 10 GAMES															
285	H	Niagara	11 5	155	A	Pacific	12 1								
131	H	Milwaukee	14 6	155	A	Pacific	11 7								
106	N	Northwestern	11 2	60	A	Washington	4 0								
40	A	California	2 3	60	A	Washington	7 3								
155	A	Pacific	5 0	60	A	Washington	0 1								

Non-Div. I Games:

BYU

**T
e
x
a
s
s
t**

Texas St.

RPI	S	Opponent	Score	
152	A	Appalachian St.	8	3
212	H	Houston Baptist	17	8

Texas St.

T
e
x
a
s
S
t
.

T
e
x
a
s
S
t
.

Average RPI Win:		164	WON-LOST RECORD		WINNING PCT. RANK	LAST 10 GAMES		STRENGTH OF SCHEDULE		OPP. STRENGTH OF SCHEDULE	TEAM RPI	ADJ RPI	CONF. RPI	ADJ CONF. RPI				
Average RPI Loss:		108																
DIV. I ONLY			32-9-0		.78049	7	8-2-0		213	71	34	.56955	34	6	6			
DIV. I NON-CONF.			23-6-0		.7931	17	0-1-0		172	90	24	.58522	24	6	6			
TOTALS		RPI 1-25		RPI 26-50		W-L RECORDS		RPI 51-100		RPI 101-150		RPI 150+						
32-9-0		1-1-0		2-2-0		OVERALL		4-1-0		6-2-0		19-3-0						
13-1-0		1-0-0		0-1-0		HOME		0-0-0		2-0-0		10-0-0						
14-8-0		0-1-0		2-1-0		AWAY		4-1-0		1-2-0		7-3-0						
5-0-0		0-0-0		0-0-0		NEUTRAL		0-0-0		3-0-0		2-0-0						
23-6-0		1-1-0		0-1-0		NON-CONFERENCE		4-1-0		5-0-0		13-3-0						
7-1-0		1-0-0		0-1-0		HOME		0-0-0		2-0-0		4-0-0						
11-5-0		0-1-0		0-0-		AWAY		4-1-0		0-0-0		7-3-0						
5-0-0		0-0-0		0-0-0		NEUTRAL		0-0-0		3-0-0		2-0-0						
9-3-0		0-0-0		2-1-0		CONFERENCE		0-0-0		1-2-0		6-0-0						
6-0-0		0-0-0		0-0-0		HOME		0-0-0		0-0-0		6-0-0						
3-3-0		0-0-0		2-1-0		AWAY		0-0-0		1-2-0		0-0-0						
0-0-0		0-0-0		0-0-0		NEUTRAL		0-0-0		0-0-0		0-0-0						
RPI	S	Opponent		Score		RPI	S	Opponent		Score		RPI	S	Opponent		Score		
2	A	Vanderbilt		1	7	29	H	Indiana		14	15	54	A	Michigan		8	7	
25	H	Illinois		3	1	48	A	Evansville		2	6	54	A	Michigan		4	6	
						48	A	Evansville		6	4	94	A	Jacksonville		13	7	
						48	A	Evansville		8	2	94	A	Jacksonville		7	1	
												94	A	Jacksonville		8	3	
														129 H Austin Peay		3	2	
														129 H Austin Peay		8	1	
														139 A Missouri St.		12	0	
														139 A Missouri St.		5	6	
														139 A Missouri St.		0	1	
														149 N Rutgers		4	3	
														149 N Rutgers		3	1	
														149 N Rutgers		7	5	
														164 H Southern Ill.		7	4	
														164 H Southern Ill.		7	2	
														164 H Southern Ill.		6	3	
														166 A Mercer		7	3	
														166 A Mercer		9	4	
														166 A Mercer		12	7	
														181 N Marshall		4	1	
														186 A UNCW		1	0	
														187 A Michigan St.		0	1	
														187 A Michigan St.		2	1	
														187 A Michigan St.		0	6	
														188 A Western Caro.		8	4	
														188 A Western Caro.		9	10	
														193 A Purdue		4	3	
														193 H Purdue		4	3	
														243 H Valparaiso		13	2	
														243 H Valparaiso		8	0	
														243 H Valparaiso		11	5	
														271 H The Citadel		4	2	
				LAST 10 GAMES														
				243 H	Valparaiso	11	5		164 H	Southern Ill.	7	2						
				243 H	Valparaiso	8	0		164 H	Southern Ill.	6	3						
				149 N	Rutgers	7	5		48 A	Evansville	6	4						
				166 A	Mercer	7	3		48 A	Evansville	2	6						
				164 H	Southern Ill.	7	4		48 A	Evansville	8	2						

Non-Div. I Games:

Indiana St.

RPI	S	Opponent	Score	
271	H	The Citadel	5	1
271	H	The Citadel	8	0
280	N	Iona	10	0

Indiana St.

I
n
d
i
a
n
a
S
t
.

I
n
d
i
a
n
a
S
t
.

Average RPI Win:	105	WON-LOST RECORD	WINNING PCT. RANK	LAST 10 GAMES	STRENGTH OF SCHEDULE	OPP. STRENGTH OF SCHEDULE	TEAM RPI	ADJ RPI	CONF. RPI	ADJ CONF. RPI				
DIV. I ONLY		27-18-0	.670	70	2-8-0	30	18	35	.56574	35	3	3		
DIV. I NON-CONF.		15-6-0	.71429	44	1-2-0	121	69	63	.55059	63	4	4		
<hr/>														
TOTALS	RPI 1-25	RPI 26-50		W-L RECORDS		RPI 51-100		RPI 101-150		RPI 150+				
27-18-0	6-5-0	3-3-0		OVERALL		7-8-0		3-1-0		8-1-0				
17-10-0	5-2-0	0-3-0		HOME		3-3-0		3-1-0		6-1-0				
8-8-0	1-3-0	3-0-0		AWAY		2-5-0		0-0-0		2-0-0				
2-0-0	0-0-0	0-0-0		NEUTRAL		2-0-0		0-0-0		0-0-0				
15-6-0	0-2-0	0-0-0		NON-CONFERENCE		4-2-0		3-1-0		8-1-0				
11-4-0	0-1-0	0-0-0		HOME		2-1-0		3-1-0		6-1-0				
2-2-0	0-1-0	0-0-		AWAY		0-1-0		0-0-0		2-0-0				
2-0-0	0-0-0	0-0-0		NEUTRAL		2-0-0		0-0-0		0-0-0				
12-12-0	6-3-0	3-3-0		CONFERENCE		3-6-0		0-0-0		0-0-0				
6-6-0	5-1-0	0-3-0		HOME		1-2-0		0-0-0		0-0-0				
6-6-0	1-2-0	3-0-0		AWAY		2-4-0		0-0-0		0-0-0				
0-0-0	0-0-0	0-0-0		NEUTRAL		0-0-0		0-0-0		0-0-0				
RPI	S	Opponent	Score		RPI	S	Opponent	Score		RPI	S	Opponent	Score	
6	A	Georgia	2	3	41	H	Duke	3	5	53	A	Florida St.	2	16
6	H	Georgia	3	5	41	H	Duke	8	9	53	A	Florida St.	2	6
7	H	Louisville	5	1	41	H	Duke	8	9	53	A	Florida St.	4	6
7	H	Louisville	6	3	45	A	Virginia Tech	14	1	58	H	Coastal Caro.	8	5
7	H	Louisville	4	7	45	A	Virginia Tech	6	4	66	A	Boston College	8	1
8	A	Georgia Tech	11	7	45	A	Virginia Tech	12	9	66	A	Boston College	9	5
8	A	Georgia Tech	7	8						66	A	Boston College	2	3
8	A	Georgia Tech	8	13						71	A	South Carolina	3	14
14	H	North Carolina	3	2						71	H	South Carolina	4	5
14	H	North Carolina	5	4						71	N	South Carolina	11	5
14	H	North Carolina	17	3						89	H	Col. of Charleston	13	1
										89	N	Col. of Charleston	4	1
										98	H	Notre Dame	2	4
										98	H	Notre Dame	5	1
										98	H	Notre Dame	2	9

Non-Div. I Games:

Clemson

Average RPI Win: 120		WON-LOST RECORD	WINNING PCT. RANK	LAST 10 GAMES	STRENGTH OF SCHEDULE	OPP. STRENGTH OF SCHEDULE	TEAM RPI	ADJ RPI	CONF. RPI	ADJ CONF. RPI						
Average RPI Loss: 80																
DIV. I ONLY		30-15-0	.66667	42	5-5-0	111	30	36	.56568	36	2	2				
DIV. I NON-CONF.		22-7-0	.75862	27	3-2-0	197	38	45	.56402	45	2	2				
<hr/>																
TOTALS		RPI 1-25		RPI 26-50		W-L RECORDS		RPI 51-100		RPI 101-150		RPI 150+				
30-15-0		2-5-0		1-1-0		OVERALL		11-5-0		5-2-0		11-2-0				
17-4-0		0-0-0		1-0-0		HOME		5-2-0		2-1-0		9-1-0				
13-10-0		2-5-0		0-1-0		AWAY		6-2-0		3-1-0		2-1-0				
0-1-0		0-0-0		0-0-0		NEUTRAL		0-1-0		0-0-0		0-0-0				
<hr/>																
22-7-0		0-0-0		1-1-0		NON-CONFERENCE		5-2-0		5-2-0		11-2-0				
13-2-0		0-0-0		1-0-0		HOME		1-0-0		2-1-0		9-1-0				
9-4-0		0-0-0		0-0-		AWAY		4-1-0		3-1-0		2-1-0				
0-1-0		0-0-0		0-0-0		NEUTRAL		0-1-0		0-0-0		0-0-0				
<hr/>																
8-8-0		2-5-0		0-0-0		CONFERENCE		6-3-0		0-0-0		0-0-0				
4-2-0		0-0-0		0-0-0		HOME		4-2-0		0-0-0		0-0-0				
4-6-0		2-5-0		0-0-0		AWAY		2-1-0		0-0-0		0-0-0				
0-0-0		0-0-0		0-0-0		NEUTRAL		0-0-0		0-0-0		0-0-0				
<hr/>																
RPI	S	Opponent	Score		RPI	S	Opponent	Score		RPI	S	Opponent	Score			
17	A	West Virginia	1	5	28	A	DBU	2	7	69	A	San Diego St.	1	0		
17	A	West Virginia	4	12	28	H	DBU	4	2	75	A	Minnesota	5	2		
17	A	West Virginia	2	1						75	A	Minnesota	2	1		
22	A	Baylor	2	3						75	A	Minnesota	1	8		
22	A	Baylor	3	7						78	A	Kansas St.	2	5		
22	A	Baylor	7	5						78	A	Kansas St.	6	3		
23	A	Oklahoma St.	5	6						78	A	Kansas St.	8	4		
										80	H	UT Arlington	9	1		
										83	A	San Diego	6	1		
										86	N	Cal St. Fullerton	6	8		
										87	H	TCU	2	4		
										87	H	TCU	7	6		
										87	H	TCU	4	6		
										93	H	Kansas	5	1		
										93	H	Kansas	10	5		
										93	H	Kansas	4	3		
												163	H	Columbia	9	1
												163	H	Columbia	9	0
												163	H	Columbia	12	3
												163	H	Columbia	6	2
												200	A	Oral Roberts	2	3
												200	H	Oral Roberts	2	4
												246	H	Texas Southern	10	2
												291	H	Ark.-Pine Bluff	8	0
<hr/>																
LAST 10 GAMES																
163	H	Columbia	6	2	75	A	Minnesota	5	2							
78	A	Kansas St.	6	3	75	A	Minnesota	2	1							
78	A	Kansas St.	2	5	75	A	Minnesota	1	8							
78	A	Kansas St.	8	4	200	A	Oral Roberts	2	3							
117	A	Wichita St.	9	4	22	A	Baylor	2	3							

Non-Div. I Games:

Oklahoma

Average RPI Win: 128		WON-LOST RECORD		WINNING PCT. RANK		LAST 10 GAMES		STRENGTH OF SCHEDULE		OPP. STRENGTH OF SCHEDULE		TEAM RPI		ADJ RPI		CONF. RPI		ADJ CONF. RPI	
DIV. I ONLY		23-16-0		.58974 83		4-6-0		54		29		37		.56411 37		7		7	
DIV. I NON-CONF.		11-10-0		.52381 135		1-2-0		6		8		32		.57828 32		7		7	
TOTALS		RPI 1-25		RPI 26-50		W-L RECORDS		RPI 51-100		RPI 101-150		RPI 150+							
23-16-0		5-9-0		0-0-0		OVERALL		3-6-0		2-0-0		13-1-0							
9-4-0		1-3-0		0-0-0		HOME		0-1-0		2-0-0		6-0-0							
13-7-0		3-2-0		0-0-0		AWAY		3-4-0		0-0-0		7-1-0							
1-5-0		1-4-0		0-0-0		NEUTRAL		0-1-0		0-0-0		0-0-0							
11-10-0		4-7-0		0-0-0		NON-CONFERENCE		1-2-0		2-0-0		4-1-0							
2-2-0		0-1-0		0-0-0		HOME		0-1-0		2-0-0		0-0-0							
8-3-0		3-2-0		0-0-		AWAY		1-0-0		0-0-0		4-1-0							
1-5-0		1-4-0		0-0-0		NEUTRAL		0-1-0		0-0-0		0-0-0							
12-6-0		1-2-0		0-0-0		CONFERENCE		2-4-0		0-0-0		9-0-0							
7-2-0		1-2-0		0-0-0		HOME		0-0-0		0-0-0		6-0-0							
5-4-0		0-0-0		0-0-0		AWAY		2-4-0		0-0-0		3-0-0							
0-0-0		0-0-0		0-0-0		NEUTRAL		0-0-0		0-0-0		0-0-0							
RPI S	Opponent		Score		RPI S	Opponent		Score		RPI S	Opponent		Score		RPI S	Opponent		Score	
11 N	Oregon St.		1	17						61 A	Iowa		3 2	103 H	Air Force		12 3		
11 N	Oregon St.		3	8						61 A	Iowa		9 17	103 H	Air Force		7 6		
11 N	Oregon St.		2	8						61 A	Iowa		2 3	176 A	Penn St.		3 1		
11 N	Oregon St.		3	5						74 N	Sam Houston St.		10 11	176 A	Penn St.		4 2		
16 N	Texas Tech		2	1						75 A	Minnesota		2 5	176 A	Penn St.		3 2		
20 A	Creighton		6	3						75 A	Minnesota		10 1	180 A	UC Riverside		7 1		
20 A	Creighton		1	2						75 A	Minnesota		2 3	180 A	UC Riverside		10 6		
20 H	Creighton		2	10						78 A	Kansas St.		7 0	180 A	UC Riverside		21 6		
22 A	Baylor		3	10						78 H	Kansas St.		0 5	180 A	UC Riverside		9 10		
22 A	Baylor		12	4										187 H	Michigan St.		6 2		
22 A	Baylor		2	0										187 H	Michigan St.		4 1		
25 H	Illinois		1	8										187 H	Michigan St.		5 2		
25 H	Illinois		4	3										193 H	Purdue		13 4		
25 H	Illinois		5	6										193 H	Purdue		17 0		
														193 H	Purdue		9 5		
														204 A	Omaha		8 5		
LAST 10 GAMES																			
180 A	UC Riverside		10	6	61 A	Iowa		3 2											
25 H	Illinois		5	6	61 A	Iowa		9 17											
25 H	Illinois		4	3	61 A	Iowa		2 3											
25 H	Illinois		1	8	204 A	Omaha		8 5											
20 A	Creighton		1	2	78 H	Kansas St.		0 5											

Non-Div. I Games:

Nebraska

S
o
u
t
h
e
r
n
M
i
s
s
.

Southern Miss.

RPI	S	Opponent	Score	
207	A	Middle Tenn.	7	1
207	A	Middle Tenn.	11	3
207	A	Middle Tenn.	6	5

Southern Miss.

S
o
u
t
h
e
r
n
M
i
s
s
.

S
o
u
t
h
e
r
n
M
i
s
s
.

Average RPI Win: 109		WON-LOST RECORD		WINNING PCT. RANK		LAST 10 GAMES		STRENGTH OF SCHEDULE		OPP. STRENGTH OF SCHEDULE		TEAM RPI		ADJ RPI		CONF. RPI		ADJ CONF. RPI	
DIV. I ONLY		23-19-0		.54762 113		3-7-0		27		63		39		.56172 39		4		4	
DIV. I NON-CONF.		14-8-0		.63636 78		1-1-0		9		113		18		.59021 18		3		3	
TOTALS		RPI 1-25		RPI 26-50		W-L RECORDS		RPI 51-100		RPI 101-150		RPI 150+							
23-19-0		2-6-0		3-5-0		OVERALL		9-4-0		3-2-0		6-2-0							
10-9-0		0-3-0		1-2-0		HOME		9-4-0		0-0-0		0-0-0							
13-10-0		2-3-0		2-3-0		AWAY		0-0-0		3-2-0		6-2-0							
0-0-0		0-0-0		0-0-0		NEUTRAL		0-0-0		0-0-0		0-0-0							
14-8-0		1-2-0		1-1-0		NON-CONFERENCE		8-2-0		0-2-0		4-1-0							
8-2-0		0-0-0		0-0-0		HOME		8-2-0		0-0-0		0-0-0							
6-6-0		1-2-0		1-0-		AWAY		0-0-0		0-2-0		4-1-0							
0-0-0		0-0-0		0-0-0		NEUTRAL		0-0-0		0-0-0		0-0-0							
9-11-0		1-4-0		2-4-0		CONFERENCE		1-2-0		3-0-0		2-1-0							
2-7-0		0-3-0		1-2-0		HOME		1-2-0		0-0-0		0-0-0							
7-4-0		1-1-0		1-2-0		AWAY		0-0-0		3-0-0		2-1-0							
0-0-0		0-0-0		0-0-0		NEUTRAL		0-0-0		0-0-0		0-0-0							
RPI	S	Opponent		Score		RPI	S	Opponent		Score		RPI	S	Opponent		Score			
11	A	Oregon St.		6	7	32	A	BYU		3	7	60	H	Washington		3	19		
11	A	Oregon St.		12	8	40	A	California		12	4	60	H	Washington		1	0		
16	A	Texas Tech		4	6	40	A	California		7	8	60	H	Washington		3	9		
16	A	Texas Tech		11	12	40	A	California		5	10	62	H	Fresno St.		8	7		
16	A	Texas Tech		9	4	42	H	Arizona St.		5	4	62	H	Fresno St.		1	5		
19	H	Stanford		0	10	42	H	Arizona St.		3	7	62	H	Fresno St.		2	14		
19	H	Stanford		5	20	42	H	Arizona St.		2	12	62	H	Fresno St.		5	3		
19	H	Stanford		4	5	47	A	Gonzaga		7	6	77	H	LMU (CA)		4	3		
												77	H	LMU (CA)		7	6		
												77	H	LMU (CA)		6	0		
												83	H	Saint Mary's (CA)		3	2		
												83	H	Saint Mary's (CA)		5	4		
												83	H	Saint Mary's (CA)		6	2		

Average RPI Win:	115	WON-LOST RECORD	WINNING PCT. RANK	LAST 10 GAMES		STRENGTH OF SCHEDULE	OPP. STRENGTH OF SCHEDULE	TEAM RPI	ADJ RPI	CONF. RPI	ADJ CONF. RPI				
DIV. I ONLY		24-15-0	.61538	60	6-4-0	75	8	40	.56113	40	4	4			
DIV. I NON-CONF.		14-7-0	.66667	57	2-0-0	100	42	48	.56248	48	3	3			
<hr/>															
TOTALS	RPI 1-25		RPI 26-50		W-L RECORDS		RPI 51-100		RPI 101-150		RPI 150+				
24-15-0	3-6-0		4-1-0		OVERALL		5-5-0		3-2-0		9-1-0				
14-4-0	0-0-0		3-1-0		HOME		2-3-0		3-0-0		6-0-0				
9-8-0	3-6-0		0-0-0		AWAY		3-1-0		0-1-0		3-0-0				
1-3-0	0-0-0		1-0-0		NEUTRAL		0-1-0		0-1-0		0-1-0				
<hr/>															
14-7-0	1-2-0		2-0-0		NON-CONFERENCE		2-2-0		3-2-0		6-1-0				
8-1-0	0-0-0		1-0-0		HOME		1-1-0		3-0-0		3-0-0				
5-3-0	1-2-0		0-0-		AWAY		1-0-0		0-1-0		3-0-0				
1-3-0	0-0-0		1-0-0		NEUTRAL		0-1-0		0-1-0		0-1-0				
<hr/>															
10-8-0	2-4-0		2-1-0		CONFERENCE		3-3-0		0-0-0		3-0-0				
6-3-0	0-0-0		2-1-0		HOME		1-2-0		0-0-0		3-0-0				
4-5-0	2-4-0		0-0-0		AWAY		2-1-0		0-0-0		0-0-0				
0-0-0	0-0-0		0-0-0		NEUTRAL		0-0-0		0-0-0		0-0-0				
<hr/>															
RPI	S	Opponent	Score	RPI	S	Opponent	Score	RPI	S	Opponent	Score	RPI	S	Opponent	Score
1	A	UCLA	7 8	32	H	BYU	3 2	59	N	Pepperdine	5 7	105	H	San Francisco	10 7
1	A	UCLA	1 6	32	N	BYU	10 6	79	A	Arizona	7 3	106	N	Northwestern	5 9
1	A	UCLA	4 1	39	H	Oregon	4 12	79	A	Arizona	10 7	120	A	Sacramento St.	0 6
11	A	Oregon St.	5 10	39	H	Oregon	8 7	79	A	Arizona	2 4	120	H	Sacramento St.	12 4
11	A	Oregon St.	2 3	39	H	Oregon	10 5	83	A	Saint Mary's (CA)	9 3	147	H	San Jose St.	13 0
11	A	Oregon St.	3 2					83	H	Saint Mary's (CA)	13 1	157	A	Cal Poly	10 2
15	A	LSU	4 5					83	H	Saint Mary's (CA)	3 10	157	A	Cal Poly	5 4
15	A	LSU	5 2					91	H	Southern California	9 8	157	A	Cal Poly	5 3
15	A	LSU	3 4					91	H	Southern California	0 1	202	H	Washington St.	6 1
								91	H	Southern California	4 9	202	H	Washington St.	6 0
												202	H	Washington St.	9 5
												240	N	CSU Bakersfield	3 4
												245	H	Long Beach St.	13 5
												245	H	Long Beach St.	10 5
												245	H	Long Beach St.	7 1
<hr/>															
LAST 10 GAMES															
15	A	LSU	4 5	39	H	Oregon	8 7								
15	A	LSU	5 2	120	H	Sacramento St.	12 4								
32	H	BYU	3 2	1	A	UCLA	1 6								
39	H	Oregon	4 12	1	A	UCLA	4 1								
39	H	Oregon	10 5	1	A	UCLA	7 8								

Non-Div. I Games:

California

Non-Div. I Games:

Duke

Average RPI Win: 121		WON-LOST	WINNING	LAST 10	STRENGTH OF		OPP. STRENGTH	TEAM	ADJ	CONF.	ADJ CONF.
Average RPI Loss: 84		RECORD	PCT. RANK	GAMES	SCHEDULE		OF SCHEDULE	RPI	RPI	RPI	RPI
DIV. I ONLY		32-10-0	.7619	8	5-5-0		209	4	42	.56031	42
DIV. I NON-CONF.		19-2-0	.90476	4	2-0-0		232	13	28	.5819	28
TOTALS		RPI 1-25	RPI 26-50		W-L RECORDS		RPI 51-100		RPI 101-150		RPI 150+
32-10-0		1-2-0	5-1-0		OVERALL		11-4-0		5-2-0		10-1-0
25-3-0		1-2-0	3-0-0		HOME		8-0-0		3-0-0		10-1-0
7-7-0		0-0-0	2-1-0		AWAY		3-4-0		2-2-0		0-0-0
0-0-0		0-0-0	0-0-0		NEUTRAL		0-0-0		0-0-0		0-0-0
19-2-0		0-0-0	3-0-0		NON-CONFERENCE		6-0-0		3-1-0		7-1-0
18-1-0		0-0-0	3-0-0		HOME		5-0-0		3-0-0		7-1-0
1-1-0		0-0-0	0-0-		AWAY		1-0-0		0-1-0		0-0-0
0-0-0		0-0-0	0-0-0		NEUTRAL		0-0-0		0-0-0		0-0-0
13-8-0		1-2-0	2-1-0		CONFERENCE		5-4-0		2-1-0		3-0-0
7-2-0		1-2-0	0-0-0		HOME		3-0-0		0-0-0		3-0-0
6-6-0		0-0-0	2-1-0		AWAY		2-4-0		2-1-0		0-0-0
0-0-0		0-0-0	0-0-0		NEUTRAL		0-0-0		0-0-0		0-0-0
RPI S	Opponent	Score		RPI S	Opponent	Score		RPI S	Opponent	Score	
11 H	Oregon St.	4	1	39 A	Oregon	4	5	59 H	Pepperdine	4	3
11 H	Oregon St.	3	4	39 A	Oregon	12	2	60 A	Washington	9	10
11 H	Oregon St.	4	6	39 A	Oregon	7	3	60 A	Washington	6	10
				46 H	Xavier	8	3	60 A	Washington	11	6
				46 H	Xavier	12	0	79 H	Arizona	8	3
				46 H	Xavier	11	6	79 H	Arizona	17	16
								79 H	Arizona	8	2
								83 H	San Diego	12	2
								86 A	Cal St. Fullerton	6	4
								91 A	Southern California	6	10
								91 A	Southern California	3	7
								91 A	Southern California	11	8
								98 H	Notre Dame	16	5
								98 H	Notre Dame	10	1
								98 H	Notre Dame	20	7
LAST 10 GAMES											
				60 A	Washington	11	6	119 A	Utah	8	5
				60 A	Washington	9	10	119 A	Utah	11	6
				60 A	Washington	6	10	265 H	Seattle U	12	5
				113 H	UNLV	9	2	11 H	Oregon St.	3	4
				119 A	Utah	3	6	11 H	Oregon St.	4	6

Non-Div. I Games:

Arizona St.

Average RPI Win:	101	WON-LOST RECORD	WINNING PCT. RANK	LAST 10 GAMES	STRENGTH OF SCHEDULE	OPP. STRENGTH OF SCHEDULE	TEAM RPI	ADJ RPI	CONF. RPI	ADJ CONF. RPI		
DIV. I ONLY		26-18-0	.59091	78	7-3-0	40	26	43	.56018	43	5	5
DIV. I NON-CONF.		17-9-0	.65385	70	2-0-0	29	27	41	.57119	41	5	5
<hr/>												
TOTALS	RPI 1-25	RPI 26-50		W-L RECORDS		RPI 51-100		RPI 101-150		RPI 150+		
26-18-0	2-3-0	3-4-0		OVERALL		9-6-0		6-5-0		6-0-0		
15-9-0	2-2-0	1-2-0		HOME		7-4-0		1-1-0		4-0-0		
10-6-0	0-0-0	2-1-0		AWAY		1-1-0		5-4-0		2-0-0		
1-3-0	0-1-0	0-1-0		NEUTRAL		1-1-0		0-0-0		0-0-0		
17-9-0	1-1-0	2-2-0		NON-CONFERENCE		7-5-0		1-1-0		6-0-0		
11-4-0	1-0-0	0-0-0		HOME		5-3-0		1-1-0		4-0-0		
5-2-0	0-0-0	2-0-		AWAY		1-1-0		0-0-0		2-0-0		
1-3-0	0-1-0	0-1-0		NEUTRAL		1-1-0		0-0-0		0-0-0		
9-9-0	1-2-0	1-2-0		CONFERENCE		2-1-0		5-4-0		0-0-0		
4-5-0	1-2-0	1-2-0		HOME		2-1-0		0-0-0		0-0-0		
5-4-0	0-0-0	0-0-0		AWAY		0-0-0		5-4-0		0-0-0		
0-0-0	0-0-0	0-0-0		NEUTRAL		0-0-0		0-0-0		0-0-0		
RPI	S	Opponent	Score	RPI	S	Opponent	Score	RPI	S	Opponent	Score	
5	H	East Carolina	3 15	26	H	UConn	1 2	74	A	Sam Houston St.	12 7	
5	H	East Carolina	1 3	26	H	UConn	3 9	74	H	Sam Houston St.	2 1	
5	H	East Carolina	2 0	26	H	UConn	5 4	74	N	Sam Houston St.	9 3	
18	H	Texas A&M	4 1	28	A	DBU	2 0	79	H	Arizona	2 1	
18	N	Texas A&M	2 3	28	A	DBU	8 6	79	H	Arizona	9 7	
				28	A	DBU	4 8	79	H	Arizona	4 9	
				33	N	Texas St.	4 9	87	N	TCU	6 10	
								95	H	Northwestern St.	1 2	
								95	H	Northwestern St.	5 3	
								95	H	Northwestern St.	5 4	
								96	A	McNeese	0 1	
								96	H	McNeese	5 13	
								100	H	Cincinnati	2 3	
								100	H	Cincinnati	3 1	
								100	H	Cincinnati	8 4	

Non-Div. I Games:

Houston

Average RPI Win: 136		WON-LOST	WINNING	LAST 10	STRENGTH OF		OPP. STRENGTH	TEAM	ADJ	CONF.	ADJ CONF.
Average RPI Loss: 18		RECORD	PCT. RANK	GAMES	SCHEDULE		OF SCHEDULE	RPI	RPI	RPI	RPI
DIV. I ONLY		22-22-0	.5	149	4-6-0		11	14	44	.55975	44
DIV. I NON-CONF.		17-6-0	.73913	33	1-1-0		76	112	29	.58148	29
TOTALS		RPI 1-25	RPI 26-50		W-L RECORDS		RPI 51-100		RPI 101-150		RPI 150+
22-22-0		4-19-0	2-2-0		OVERALL		0-1-0		4-0-0		12-0-0
13-10-0		1-9-0	1-0-0		HOME		0-1-0		1-0-0		10-0-0
9-12-0		3-10-0	1-2-0		AWAY		0-0-0		3-0-0		2-0-0
0-0-0		0-0-0	0-0-0		NEUTRAL		0-0-0		0-0-0		0-0-0
17-6-0		0-5-0	1-0-0		NON-CONFERENCE		0-1-0		4-0-0		12-0-0
12-2-0		0-1-0	1-0-0		HOME		0-1-0		1-0-0		10-0-0
5-4-0		0-4-0	0-0-		AWAY		0-0-0		3-0-0		2-0-0
0-0-0		0-0-0	0-0-0		NEUTRAL		0-0-0		0-0-0		0-0-0
5-16-0		4-14-0	1-2-0		CONFERENCE		0-0-0		0-0-0		0-0-0
1-8-0		1-8-0	0-0-0		HOME		0-0-0		0-0-0		0-0-0
4-8-0		3-6-0	1-2-0		AWAY		0-0-0		0-0-0		0-0-0
0-0-0		0-0-0	0-0-0		NEUTRAL		0-0-0		0-0-0		0-0-0
RPI S	Opponent	Score	RPI S	Opponent	Score	RPI S	Opponent	Score	RPI S	Opponent	Score
6 H	Georgia	8 10	31 A	Florida	8 10	66 H	Boston College	3 12	102 H	Morehead St.	7 0
6 H	Georgia	5 0	31 A	Florida	8 12				129 A	Austin Peay	8 4
6 H	Georgia	3 7	31 A	Florida	5 1				129 A	Austin Peay	12 5
7 A	Louisville	3 8	46 H	Xavier	16 3				129 A	Austin Peay	11 1
7 H	Louisville	6 18							161 H	Canisius	4 3
9 H	Tennessee	1 16							161 H	Canisius	12 3
9 H	Tennessee	2 8							161 H	Canisius	10 2
9 H	Tennessee	2 4							177 A	Western Ky.	15 4
15 A	LSU	4 16							177 H	Western Ky.	15 0
15 A	LSU	1 2							189 A	Lipscomb	6 2
15 A	LSU	2 7							201 H	Eastern Ky.	7 3
16 A	Texas Tech	4 7							207 H	Middle Tenn.	4 1
16 A	Texas Tech	4 19							207 H	Middle Tenn.	7 0
16 A	Texas Tech	7 10							207 H	Middle Tenn.	5 4
18 H	Texas A&M	5 17							234 H	SIUE	6 4
18 H	Texas A&M	3 5							282 H	Northern Ky.	5 4
18 H	Texas A&M	3 9									
21 A	Ole Miss	4 1									
21 A	Ole Miss	4 2									
21 A	Ole Miss	2 8									
24 A	Missouri	4 5									
24 A	Missouri	4 2									
24 A	Missouri	2 9									
LAST 10 GAMES											
			31 A	Florida	8 12	9 H	Tennessee	1 16			
			31 A	Florida	5 1	9 H	Tennessee	2 4			
			31 A	Florida	8 10	7 H	Louisville	6 18			
			177 A	Western Ky.	15 4	21 A	Ole Miss	4 2			
			9 H	Tennessee	2 8	21 A	Ole Miss	4 1			

Non-Div. I Games:

Kentucky

Average RPI Win: 135		WON-LOST	WINNING	LAST 10	STRENGTH OF		OPP. STRENGTH	TEAM	ADJ		CONF.	ADJ CONF.
Average RPI Loss: 47		RECORD	PCT. RANK	GAMES	SCHEDULE		OF SCHEDULE	RPI	RPI		RPI	RPI
DIV. I ONLY		24-22-0	.52174	139	3-7-0		15	75	45		3	3
DIV. I NON-CONF.		17-5-0	.77273	21	2-1-0		20	243	9		4	4
TOTALS		RPI 1-25	RPI 26-50		W-L RECORDS		RPI 51-100		RPI 101-150		RPI 150+	
24-22-0		2-7-0	1-5-0		OVERALL		6-9-0		5-0-0		10-1-0	
12-10-0		2-4-0	0-3-0		HOME		3-3-0		3-0-0		4-0-0	
10-12-0		0-3-0	1-2-0		AWAY		2-6-0		2-0-0		5-1-0	
2-0-0		0-0-0	0-0-0		NEUTRAL		1-0-0		0-0-0		1-0-0	
17-5-0		0-0-0	0-0-0		NON-CONFERENCE		4-5-0		5-0-0		8-0-0	
10-3-0		0-0-0	0-0-0		HOME		3-3-0		3-0-0		4-0-0	
5-2-0		0-0-0	0-0-		AWAY		0-2-0		2-0-0		3-0-0	
2-0-0		0-0-0	0-0-0		NEUTRAL		1-0-0		0-0-0		1-0-0	
7-17-0		2-7-0	1-5-0		CONFERENCE		2-4-0		0-0-0		2-1-0	
2-7-0		2-4-0	0-3-0		HOME		0-0-0		0-0-0		0-0-0	
5-10-0		0-3-0	1-2-0		AWAY		2-4-0		0-0-0		2-1-0	
0-0-0		0-0-0	0-0-0		NEUTRAL		0-0-0		0-0-0		0-0-0	
RPI S	Opponent	Score	RPI S	Opponent	Score	RPI S	Opponent	Score	RPI S	Opponent	Score	
8 H	Georgia Tech	3 4	35 H	Clemson	4 6	53 A	Florida St.	2 5	127 A	ETSU	4 2	
8 H	Georgia Tech	5 7	35 H	Clemson	1 14	53 A	Florida St.	6 0	127 H	ETSU	9 3	
8 H	Georgia Tech	3 2	35 H	Clemson	9 12	53 A	Florida St.	8 9	136 H	High Point	16 1	
10 A	Miami (FL)	0 1	41 A	Duke	0 4	55 A	Wake Forest	10 9	141 A	Radford	8 6	
10 A	Miami (FL)	0 2	41 A	Duke	6 2	55 A	Wake Forest	3 8	141 H	Radford	8 7	
10 A	Miami (FL)	3 4	41 A	Duke	5 9	55 A	Wake Forest	7 8	160 H	Richmond	10 1	
14 H	North Carolina	2 5				56 H	Bryant	2 4	160 H	Richmond	8 6	
14 H	North Carolina	5 7				56 H	Bryant	4 6	181 A	Marshall	11 3	
14 H	North Carolina	4 1				56 H	Bryant	2 1	181 H	Marshall	7 0	
						68 A	Liberty	3 4	217 A	Pittsburgh	0 1	
						68 H	Liberty	1 6	217 A	Pittsburgh	16 1	
						74 N	Sam Houston St.	3 2	217 A	Pittsburgh	11 4	
						82 A	Old Dominion	2 3	225 A	Stetson	5 0	
						90 H	UNC Greensboro	12 4	230 N	Manhattan	15 3	
						90 H	UNC Greensboro	2 1	256 A	VMI	13 1	
									256 H	VMI	10 9	
LAST 10 GAMES												
	8 H Georgia Tech	5 7		56 H Bryant	2 4							
	55 A Wake Forest	7 8		56 H Bryant	2 1							
	55 A Wake Forest	3 8		82 A Old Dominion	2 3							
	53 A Florida St.	2 5		10 A Miami (FL)	0 2							
	53 A Florida St.	6 0		10 A Miami (FL)	0 1							

Non-Div. I Games:

Virginia Tech

Average RPI Win:		139	WON-LOST RECORD		WINNING PCT. RANK		LAST 10 GAMES		STRENGTH OF SCHEDULE		OPP. STRENGTH OF SCHEDULE		TEAM RPI		ADJ RPI		CONF. RPI		ADJ CONF. RPI	
Average RPI Loss:		78																		
DIV. I ONLY			19-25-0		.43182 206		6-4-0		4		161		46		.55788 46		17		17	
DIV. I NON-CONF.			10-23-0		.30303 239		1-2-0		1		153		78		.5369 78		16		16	
TOTALS			RPI 1-25		RPI 26-50		W-L RECORDS		RPI 51-100		RPI 101-150		RPI 150+							
19-25-0			3-4-0		2-8-0		OVERALL		2-5-0		4-7-0		8-1-0							
7-3-0			0-0-0		2-1-0		HOME		0-1-0		0-1-0		5-0-0							
12-20-0			3-4-0		0-7-0		AWAY		2-3-0		4-5-0		3-1-0							
0-2-0			0-0-0		0-0-0		NEUTRAL		0-1-0		0-1-0		0-0-0							
10-23-0			1-3-0		2-8-0		NON-CONFERENCE		2-5-0		2-6-0		3-1-0							
2-3-0			0-0-0		2-1-0		HOME		0-1-0		0-1-0		0-0-0							
8-18-0			1-3-0		0-0-		AWAY		2-3-0		2-4-0		3-1-0							
0-2-0			0-0-0		0-0-0		NEUTRAL		0-1-0		0-1-0		0-0-0							
9-2-0			2-1-0		0-0-0		CONFERENCE		0-0-0		2-1-0		5-0-0							
5-0-0			0-0-0		0-0-0		HOME		0-0-0		0-0-0		5-0-0							
4-2-0			2-1-0		0-0-0		AWAY		0-0-0		2-1-0		0-0-0							
0-0-0			0-0-0		0-0-0		NEUTRAL		0-0-0		0-0-0		0-0-0							
RPI	S	Opponent			Score		RPI	S	Opponent			Score		RPI	S	Opponent			Score	
7	A	Louisville			5 4		42	A	Arizona St.			0 12		70	A	Wright St.			9 8	
14	A	North Carolina			3 8		42	A	Arizona St.			3 8		70	H	Wright St.			0 10	
14	A	North Carolina			3 14		42	A	Arizona St.			6 11		70	N	Wright St.			2 12	
14	A	North Carolina			3 12		44	A	Kentucky			3 16		92	A	Samford			7 1	
20	A	Creighton			3 1		48	H	Evansville			11 8		92	A	Samford			9 10	
20	A	Creighton			8 1		48	H	Evansville			2 10		92	A	Samford			7 10	
20	A	Creighton			0 5		48	H	Evansville			5 2		100	A	Cincinnati			1 2	
							49	A	Texas			5 6								
							49	A	Texas			5 6								
							49	A	Texas			5 6								
LAST 10 GAMES																				
							20	A	Creighton			3 1		189	A	Lipscomb			4 2	
							20	A	Creighton			0 5		145	H	Miami (OH)			4 7	
							250	H	Georgetown			1 0		20	A	Creighton			8 1	
							250	H	Georgetown			9 4		145	A	Miami (OH)			13 4	
							112	N	New Mexico St.			4 6		255	H	Butler			13 8	

Non-Div. I Games:

Xavier

Average RPI Win:	109	WON-LOST RECORD	WINNING PCT. RANK	LAST 10 GAMES	STRENGTH OF SCHEDULE	OPP. STRENGTH OF SCHEDULE	TEAM RPI	ADJ RPI	CONF. RPI	ADJ CONF. RPI		
DIV. I ONLY		24-17-0	.58537	87	7-3-0	84	46	47	.55754	47	8	8
DIV. I NON-CONF.		9-11-0	.45	176	2-2-0	97	3	85	.53294	84	10	10
<hr/>												
TOTALS	RPI 1-25	RPI 26-50		W-L RECORDS		RPI 51-100		RPI 101-150		RPI 150+		
24-17-0	2-4-0	4-2-0		OVERALL		5-4-0		7-0-0		6-7-0		
9-3-0	0-0-0	0-1-0		HOME		3-1-0		3-0-0		3-1-0		
14-11-0	2-3-0	4-1-0		AWAY		1-2-0		4-0-0		3-5-0		
1-3-0	0-1-0	0-0-0		NEUTRAL		1-1-0		0-0-0		0-1-0		
<hr/>												
9-11-0	2-4-0	2-1-0		NON-CONFERENCE		2-1-0		1-0-0		2-5-0		
2-1-0	0-0-0	0-1-0		HOME		1-0-0		0-0-0		1-0-0		
6-7-0	2-3-0	2-0-		AWAY		0-0-0		1-0-0		1-4-0		
1-3-0	0-1-0	0-0-0		NEUTRAL		1-1-0		0-0-0		0-1-0		
<hr/>												
15-6-0	0-0-0	2-1-0		CONFERENCE		3-3-0		6-0-0		4-2-0		
7-2-0	0-0-0	0-0-0		HOME		2-1-0		3-0-0		2-1-0		
8-4-0	0-0-0	2-1-0		AWAY		1-2-0		3-0-0		2-1-0		
0-0-0	0-0-0	0-0-0		NEUTRAL		0-0-0		0-0-0		0-0-0		
<hr/>												
RPI S	Opponent	Score		RPI S	Opponent	Score		RPI S	Opponent	Score		
11 A	Oregon St.	6	3	32 A	BYU	4	2	59 A	Pepperdine	3	2	
11 N	Oregon St.	3	9	32 A	BYU	4	2	59 A	Pepperdine	1	3	
18 A	Texas A&M	1	3	32 A	BYU	4	7	59 A	Pepperdine	2	4	
18 A	Texas A&M	6	4	38 A	Southern Miss.	10	8	60 H	Washington	5	4	
18 A	Texas A&M	2	14	38 A	Southern Miss.	4	2	75 N	Minnesota	6	5	
19 A	Stanford	10	11	39 H	Oregon	6	7	75 N	Minnesota	5	8	
								83 H	San Diego	15	3	
								83 H	San Diego	11	9	
								83 H	San Diego	2	4	

Average RPI Win: 101		WON-LOST	WINNING	LAST 10	STRENGTH OF		OPP. STRENGTH	TEAM	ADJ	CONF.	ADJ CONF.
Average RPI Loss: 85		RECORD	PCT. RANK	GAMES	SCHEDULE		OF SCHEDULE	RPI	RPI	RPI	RPI
DIV. I ONLY		21-19-0	.525	129	4-6-0		36	64	48	.55682	48
DIV. I NON-CONF.		13-15-0	.46429	166	1-3-0		46	19	75	.5391	75
TOTALS		RPI 1-25	RPI 26-50		W-L RECORDS		RPI 51-100		RPI 101-150		RPI 150+
21-19-0		2-2-0	4-9-0		OVERALL		7-1-0		2-2-0		6-5-0
9-6-0		2-1-0	3-4-0		HOME		2-1-0		0-0-0		2-0-0
10-13-0		0-1-0	1-5-0		AWAY		3-0-0		2-2-0		4-5-0
2-0-0		0-0-0	0-0-0		NEUTRAL		2-0-0		0-0-0		0-0-0
13-15-0		2-2-0	1-6-0		NON-CONFERENCE		4-1-0		2-2-0		4-4-0
6-3-0		2-1-0	0-1-0		HOME		2-1-0		0-0-0		2-0-0
5-12-0		0-1-0	1-0-		AWAY		0-0-0		2-2-0		2-4-0
2-0-0		0-0-0	0-0-0		NEUTRAL		2-0-0		0-0-0		0-0-0
8-4-0		0-0-0	3-3-0		CONFERENCE		3-0-0		0-0-0		2-1-0
3-3-0		0-0-0	3-3-0		HOME		0-0-0		0-0-0		0-0-0
5-1-0		0-0-0	0-0-0		AWAY		3-0-0		0-0-0		2-1-0
0-0-0		0-0-0	0-0-0		NEUTRAL		0-0-0		0-0-0		0-0-0
RPI S	Opponent	Score		RPI S	Opponent	Score		RPI S	Opponent	Score	
2 A	Vanderbilt	4	5	28 H	DBU	11	5	61 H	Iowa	6	0
20 H	Creighton	11	0	28 H	DBU	3	4	61 H	Iowa	3	1
20 H	Creighton	4	10	28 H	DBU	8	3	61 H	Iowa	7	18
20 H	Creighton	7	1	29 A	Indiana	5	6	66 N	Boston College	4	3
				29 A	Indiana	3	9	66 N	Boston College	4	0
				29 A	Indiana	1	5	72 A	Bradley	6	4
				29 H	Indiana	0	5	72 A	Bradley	4	2
				34 H	Indiana St.	2	8	72 A	Bradley	1	0
				34 H	Indiana St.	6	2				
				34 H	Indiana St.	4	6				
				46 A	Xavier	2	5				
				46 A	Xavier	8	11				
				46 A	Xavier	10	2				
				LAST 10 GAMES							
				243 A	Valparaiso	4	2	243 A	Valparaiso	8	1
				243 A	Valparaiso	2	6	208 A	UT Martin	4	8
				28 H	DBU	3	4	34 H	Indiana St.	4	6
				28 H	DBU	11	5	34 H	Indiana St.	6	2
				29 A	Indiana	3	9	34 H	Indiana St.	2	8

Non-Div. I Games:

Evansville

T
e
x
a
s

Texas				Through Games Of 04/30/19										
Average RPI Win:		86	WON-LOST RECORD	WINNING PCT. RANK	LAST 10 GAMES	STRENGTH OF SCHEDULE	OPP. STRENGTH OF SCHEDULE	TEAM RPI	ADJ RPI	CONF. RPI	ADJ CONF. RPI			
Average RPI Loss:		59												
DIV. I ONLY			25-22-0	.53191	128	2-8-0	22	5	49	.55657	49	2	2	
DIV. I NON-CONF.			19-11-0	.63333	82	1-2-0	25	6	35	.57503	35	2	2	
TOTALS		RPI 1-25	RPI 26-50		W-L RECORDS		RPI 51-100		RPI 101-150		RPI 150+			
25-22-0		9-12-0	3-1-0		OVERALL		4-5-0		4-2-0		5-2-0			
19-9-0		7-5-0	3-0-0		HOME		3-2-0		1-1-0		5-1-0			
6-13-0		2-7-0	0-1-0		AWAY		1-3-0		3-1-0		0-1-0			
0-0-0		0-0-0	0-0-0		NEUTRAL		0-0-0		0-0-0		0-0-0			
19-11-0		5-5-0	3-1-0		NON-CONFERENCE		2-1-0		4-2-0		5-2-0			
15-4-0		4-2-0	3-0-0		HOME		2-0-0		1-1-0		5-1-0			
4-7-0		1-3-0	0-0-		AWAY		0-1-0		3-1-0		0-1-0			
0-0-0		0-0-0	0-0-0		NEUTRAL		0-0-0		0-0-0		0-0-0			
6-11-0		4-7-0	0-0-0		CONFERENCE		2-4-0		0-0-0		0-0-0			
4-5-0		3-3-0	0-0-0		HOME		1-2-0		0-0-0		0-0-0			
2-6-0		1-4-0	0-0-0		AWAY		1-2-0		0-0-0		0-0-0			
0-0-0		0-0-0	0-0-0		NEUTRAL		0-0-0		0-0-0		0-0-0			
RPI	S	Opponent	Score		RPI	S	Opponent	Score		RPI	S	Opponent	Score	
3	H	Arkansas	4	11	33	A	Texas St.	6	7	74	H	Sam Houston St.	10	3
3	H	Arkansas	7	6	46	H	Xavier	6	5	78	H	Kansas St.	4	6
15	H	LSU	7	6	46	H	Xavier	6	5	78	H	Kansas St.	0	2
15	H	LSU	8	1	46	H	Xavier	6	5	78	H	Kansas St.	10	2
15	H	LSU	8	4						87	A	TCU	13	1
16	H	Texas Tech	4	3						87	A	TCU	2	3
16	H	Texas Tech	0	3						87	A	TCU	8	12
16	H	Texas Tech	4	3						97	A	Incarnate Word	2	3
17	H	West Virginia	8	9						99	H	UTRGV	4	3
17	H	West Virginia	2	3										
17	H	West Virginia	10	2										
18	H	Texas A&M	6	9										
19	A	Stanford	2	4										
19	A	Stanford	0	9										
19	A	Stanford	1	8										
19	A	Stanford	4	0										
22	A	Baylor	8	6										
22	A	Baylor	5	6										
23	A	Oklahoma St.	10	11										
23	A	Oklahoma St.	0	15										
23	A	Oklahoma St.	2	10										
LAST 10 GAMES														
193	H	Purdue	0	4	33	A	Texas St.	6	7					
151	A	A&M-Corpus Christi	2	8	23	A	Oklahoma St.	10	11					
17	H	West Virginia	10	2	23	A	Oklahoma St.	2	10					
17	H	West Virginia	8	9	23	A	Oklahoma St.	0	15					
17	H	West Virginia	2	3	198	H	Lamar University	7	2					

T
e
x
a
s

Non-Div. I Games:

Texas

Average RPI Win:	150	WON-LOST RECORD	WINNING PCT. RANK	LAST 10 GAMES	STRENGTH OF SCHEDULE	OPP. STRENGTH OF SCHEDULE	TEAM RPI	ADJ RPI	CONF. RPI	ADJ CONF. RPI		
DIV. I ONLY		30-14-0	.68182	32	7-3-0	83	76	50	.55642	50	11	11
DIV. I NON-CONF.		15-8-0	.65217	71	3-0-0	48	72	56	.55506	56	11	11
<hr/>												
TOTALS	RPI 1-25	RPI 26-50		W-L RECORDS		RPI 51-100		RPI 101-150		RPI 150+		
30-14-0	1-5-0	1-0-0		OVERALL		6-4-0		4-2-0		18-3-0		
20-9-0	0-4-0	0-0-0		HOME		5-4-0		4-0-0		11-1-0		
10-5-0	1-1-0	1-0-0		AWAY		1-0-0		0-2-0		7-2-0		
0-0-0	0-0-0	0-0-0		NEUTRAL		0-0-0		0-0-0		0-0-0		
15-8-0	1-5-0	1-0-0		NON-CONFERENCE		4-0-0		1-2-0		8-1-0		
12-5-0	0-4-0	0-0-0		HOME		3-0-0		1-0-0		8-1-0		
3-3-0	1-1-0	1-0-		AWAY		1-0-0		0-2-0		0-0-0		
0-0-0	0-0-0	0-0-0		NEUTRAL		0-0-0		0-0-0		0-0-0		
15-6-0	0-0-0	0-0-0		CONFERENCE		2-4-0		3-0-0		10-2-0		
8-4-0	0-0-0	0-0-0		HOME		2-4-0		3-0-0		3-0-0		
7-2-0	0-0-0	0-0-0		AWAY		0-0-0		0-0-0		7-2-0		
0-0-0	0-0-0	0-0-0		NEUTRAL		0-0-0		0-0-0		0-0-0		
RPI	S	Opponent	Score	RPI	S	Opponent	Score	RPI	S	Opponent	Score	
10	A	Miami (FL)	4 11	31	A	Florida	13 11	57	H	Louisiana Tech	1 2	
10	A	Miami (FL)	6 4					110	A	North Florida	5 7	
10	H	Miami (FL)	6 16					57	H	Louisiana Tech	11 3	
25	H	Illinois	10 11					57	H	Louisiana Tech	3 5	
25	H	Illinois	6 7					67	A	UCF	5 3	
25	H	Illinois	3 5					124	H	Rice	12 4	
								82	H	Old Dominion	12 7	
								82	H	Old Dominion	124 H Rice	
								82	H	Old Dominion	4 2	
								100	H	Cincinnati	152 H Appalachian St.	
								100	H	Cincinnati	3 6	
								100	H	Cincinnati	4 3	
											156 H FIU	
											156 H FIU	
											156 H FIU	
											171 A UAB	
											171 A UAB	
											171 A UAB	
											175 H Northeastern	
											175 H Northeastern	
											175 H Northeastern	
											177 A Western Ky.	
											177 A Western Ky.	
											177 A Western Ky.	
											194 A Charlotte	
											194 A Charlotte	
											194 A Charlotte	
											209 H Quinnipiac	
											209 H Quinnipiac	
											259 H Monmouth	
											259 H Monmouth	
											259 H Monmouth	
LAST 10 GAMES												
				111	H	FGCU	11 5	177	A	Western Ky.	6 4	
				82	H	Old Dominion	8 7	177	A	Western Ky.	4 11	
				82	H	Old Dominion	6 12	177	A	Western Ky.	8 5	
				82	H	Old Dominion	2 7	67	A	UCF	5 3	
				31	A	Florida	13 11	57	H	Louisiana Tech	11 3	

Non-Div. I Games:

Fla. Atlantic

Average RPI Win: 164		WON-LOST	WINNING	LAST 10	STRENGTH OF		OPP. STRENGTH	TEAM	ADJ		CONF.	ADJ CONF.							
Average RPI Loss: 69		RECORD	PCT. RANK	GAMES	SCHEDULE		OF SCHEDULE	RPI	RPI		RPI	RPI							
DIV. I ONLY		28-11-0	.71795	21	7-3-0		192	50	51	.55567	51	13	13						
DIV. I NON-CONF.		18-5-0	.78261	18	2-0-0		214	17	44	.56709	44	12	12						
TOTALS		RPI 1-25	RPI 26-50		W-L RECORDS		RPI 51-100		RPI 101-150		RPI 150+								
28-11-0		0-4-0	0-0-0		OVERALL		7-5-0		7-1-0		14-1-0								
15-3-0		0-0-0	0-0-0		HOME		4-2-0		2-1-0		9-0-0								
13-8-0		0-4-0	0-0-0		AWAY		3-3-0		5-0-0		5-1-0								
0-0-0		0-0-0	0-0-0		NEUTRAL		0-0-0		0-0-0		0-0-0								
18-5-0		0-1-0	0-0-0		NON-CONFERENCE		5-3-0		7-1-0		6-0-0								
9-2-0		0-0-0	0-0-0		HOME		4-1-0		2-1-0		3-0-0								
9-3-0		0-1-0	0-0-		AWAY		1-2-0		5-0-0		3-0-0								
0-0-0		0-0-0	0-0-0		NEUTRAL		0-0-0		0-0-0		0-0-0								
10-6-0		0-3-0	0-0-0		CONFERENCE		2-2-0		0-0-0		8-1-0								
6-1-0		0-0-0	0-0-0		HOME		0-1-0		0-0-0		6-0-0								
4-5-0		0-3-0	0-0-0		AWAY		2-1-0		0-0-0		2-1-0								
0-0-0		0-0-0	0-0-0		NEUTRAL		0-0-0		0-0-0		0-0-0								
RPI	S	Opponent		Score		RPI	S	Opponent		Score		RPI	S	Opponent		Score			
1	A	UCLA		3	9			60	H	Washington		5	9	123	H	St. John's (NY)		3	0
13	A	UC Santa Barbara		1	10			60	H	Washington		2	1	123	H	St. John's (NY)		3	4
13	A	UC Santa Barbara		2	3			60	H	Washington		6	4	123	H	St. John's (NY)		3	0
13	A	UC Santa Barbara		1	4			69	A	San Diego St.		3	9	124	A	Rice		11	5
								69	H	San Diego St.		6	5	124	A	Rice		7	0
								77	A	LMU (CA)		3	7	124	A	Rice		11	4
								83	H	San Diego		17	7	139	A	Missouri St.		3	2
								86	A	Cal St. Fullerton		7	3	139	A	Missouri St.		4	1
								86	A	Cal St. Fullerton		7	4	185	H	CSUN		4	3
								86	A	Cal St. Fullerton		3	4	185	H	CSUN		2	0
								86	H	Cal St. Fullerton		4	10	185	H	CSUN		7	1
								91	A	Southern California		12	9	202	H	Washington St.		5	1
														202	H	Washington St.		4	1
														202	H	Washington St.		8	4
														214	A	Hawaii		8	5
														214	A	Hawaii		2	10
														214	A	Hawaii		4	0
														245	H	Long Beach St.		9	4
														245	H	Long Beach St.		4	1
														245	H	Long Beach St.		4	0
														275	A	Utah Valley		17	4
														275	A	Utah Valley		17	4
														275	A	Utah Valley		15	0
LAST 10 GAMES																			
86	H	Cal St. Fullerton		4	10	185	H	CSUN		2	0	275	A	Utah Valley		17	4		
86	A	Cal St. Fullerton		3	4	185	H	CSUN		4	3	275	A	Utah Valley		15	0		
86	A	Cal St. Fullerton		7	4	185	H	CSUN		7	1								
86	A	Cal St. Fullerton		7	3	69	H	San Diego St.		6	5								
91	A	Southern California		12	9	13	A	UC Santa Barbara		2	3								

Non-Div. I Games:

UC Irvine

Average RPI Win: 142		WON-LOST	WINNING	LAST 10	STRENGTH OF		OPP. STRENGTH	TEAM	ADJ	CONF.	ADJ CONF.
Average RPI Loss: 34		RECORD	PCT. RANK	GAMES	SCHEDULE		OF SCHEDULE	RPI	RPI	RPI	RPI
DIV. I ONLY		26-19-0	.57778	91	3-7-0		32	23	52	.55564	52
DIV. I NON-CONF.		20-3-0	.86957	6	2-0-0		215	174	46	.5639	46
TOTALS		RPI 1-25	RPI 26-50		W-L RECORDS		RPI 51-100		RPI 101-150		RPI 150+
26-19-0		4-12-0	0-3-0		OVERALL		3-1-0		7-2-0		12-1-0
18-11-0		2-7-0	0-0-0		HOME		2-1-0		3-2-0		11-1-0
7-8-0		1-5-0	0-3-0		AWAY		1-0-0		4-0-0		1-0-0
1-0-0		1-0-0	0-0-0		NEUTRAL		0-0-0		0-0-0		0-0-0
20-3-0		0-0-0	0-0-0		NON-CONFERENCE		1-0-0		7-2-0		12-1-0
14-3-0		0-0-0	0-0-0		HOME		0-0-0		3-2-0		11-1-0
6-0-0		0-0-0	0-0-		AWAY		1-0-0		4-0-0		1-0-0
0-0-0		0-0-0	0-0-0		NEUTRAL		0-0-0		0-0-0		0-0-0
6-16-0		4-12-0	0-3-0		CONFERENCE		2-1-0		0-0-0		0-0-0
4-8-0		2-7-0	0-0-0		HOME		2-1-0		0-0-0		0-0-0
1-8-0		1-5-0	0-3-0		AWAY		0-0-0		0-0-0		0-0-0
1-0-0		1-0-0	0-0-0		NEUTRAL		0-0-0		0-0-0		0-0-0
RPI S	Opponent	Score	RPI S	Opponent	Score	RPI S	Opponent	Score	RPI S	Opponent	Score
2 H	Vanderbilt	0 2	31 A	Florida	1 3	71 H	South Carolina	4 5	104 A	South Alabama	6 1
2 H	Vanderbilt	5 13	31 A	Florida	3 6	71 H	South Carolina	4 1	104 A	South Alabama	10 5
2 H	Vanderbilt	4 7	31 A	Florida	3 12	71 H	South Carolina	9 0	104 A	South Alabama	7 3
3 H	Arkansas	3 12				92 A	Samford	21 2	116 H	Troy	4 8
3 H	Arkansas	10 0							118 H	Ball St.	7 1
3 H	Arkansas	2 10							118 H	Ball St.	5 8
4 A	Mississippi St.	0 6							118 H	Ball St.	6 0
4 A	Mississippi St.	1 9							146 A	Jacksonville St.	6 3
4 A	Mississippi St.	3 13							146 H	Jacksonville St.	13 2
12 N	Auburn	6 3							159 H	Presbyterian	9 4
15 H	LSU	2 5							159 H	Presbyterian	1 4
15 H	LSU	4 5							159 H	Presbyterian	7 2
15 H	LSU	6 1							171 A	UAB	3 2
21 A	Ole Miss	0 1							171 H	UAB	4 3
21 A	Ole Miss	8 6							174 H	South Dakota St.	5 4
21 A	Ole Miss	2 12							203 H	Maine	16 0
									207 H	Middle Tenn.	2 0
									244 H	North Ala.	8 0
									244 H	North Ala.	4 1
									282 H	Northern Ky.	10 1
									282 H	Northern Ky.	15 1
									282 H	Northern Ky.	9 4
LAST 10 GAMES											
	71 H	South Carolina	4	1		15 H	LSU	6	1		
	71 H	South Carolina	9	0		146 A	Jacksonville St.	6	3		
	174 H	South Dakota St.	5	4		2 H	Vanderbilt	0	2		
	15 H	LSU	4	5		2 H	Vanderbilt	5	13		
	15 H	LSU	2	5		2 H	Vanderbilt	4	7		

Non-Div. I Games:

Alabama

Average RPI Win: 129		WON-LOST	WINNING	LAST 10	STRENGTH OF		OPP. STRENGTH	TEAM	ADJ	CONF.	ADJ CONF.
Average RPI Loss: 48		RECORD	PCT. RANK	GAMES	SCHEDULE		OF SCHEDULE	RPI	RPI	RPI	RPI
DIV. I ONLY		28-15-0	.65116	48	8-2-0		90	17	53	.55367	53
DIV. I NON-CONF.		14-5-0	.73684	37	2-0-0		249	63	123	.51399	123
TOTALS		RPI 1-25	RPI 26-50		W-L RECORDS		RPI 51-100		RPI 101-150		RPI 150+
28-15-0		1-2-0	6-6-0		OVERALL		7-7-0		1-0-0		13-0-0
22-7-0		0-0-0	5-2-0		HOME		3-5-0		1-0-0		13-0-0
6-7-0		1-2-0	1-3-0		AWAY		4-2-0		0-0-0		0-0-0
0-1-0		0-0-0	0-1-0		NEUTRAL		0-0-0		0-0-0		0-0-0
14-5-0		0-0-0	0-3-0		NON-CONFERENCE		0-2-0		1-0-0		13-0-0
14-3-0		0-0-0	0-1-0		HOME		0-2-0		1-0-0		13-0-0
0-1-0		0-0-0	0-0-		AWAY		0-0-0		0-0-0		0-0-0
0-1-0		0-0-0	0-1-0		NEUTRAL		0-0-0		0-0-0		0-0-0
14-10-0		1-2-0	6-3-0		CONFERENCE		7-5-0		0-0-0		0-0-0
8-4-0		0-0-0	5-1-0		HOME		3-3-0		0-0-0		0-0-0
6-6-0		1-2-0	1-2-0		AWAY		4-2-0		0-0-0		0-0-0
0-0-0		0-0-0	0-0-0		NEUTRAL		0-0-0		0-0-0		0-0-0
RPI S	Opponent	Score	RPI S	Opponent	Score	RPI S	Opponent	Score	RPI S	Opponent	Score
10 A	Miami (FL)	0 11	27 A	NC State	0 16	55 H	Wake Forest	12 16	110 H	North Florida	4 3
10 A	Miami (FL)	6 5	27 A	NC State	8 9	55 H	Wake Forest	9 5	156 H	FIU	9 6
10 A	Miami (FL)	0 4	27 A	NC State	7 5	55 H	Wake Forest	13 2	166 H	Mercer	12 1
			31 A	Florida	7 20	65 A	Virginia	14 2	166 H	Mercer	5 1
			31 H	Florida	1 3	65 A	Virginia	3 13	166 H	Mercer	9 5
			31 N	Florida	2 4	65 A	Virginia	5 3	203 H	Maine	11 0
			35 H	Clemson	6 2	66 H	Boston College	4 3	203 H	Maine	9 1
			35 H	Clemson	16 2	66 H	Boston College	7 10	203 H	Maine	16 3
			35 H	Clemson	6 4	66 H	Boston College	0 8	203 H	Maine	6 5
			45 H	Virginia Tech	9 8	67 H	UCF	7 9	225 H	Stetson	9 8
			45 H	Virginia Tech	0 6	94 H	Jacksonville	2 3	225 H	Stetson	10 4
			45 H	Virginia Tech	5 2	98 A	Notre Dame	3 1	281 H	Youngstown St.	4 2
						98 A	Notre Dame	3 12	281 H	Youngstown St.	7 4
						98 A	Notre Dame	7 1	281 H	Youngstown St.	24 2
LAST 10 GAMES											
			45 H	Virginia Tech	5 2	55 H	Wake Forest	9 5			
			45 H	Virginia Tech	0 6	55 H	Wake Forest	13 2			
			281 H	Youngstown St.	24 2	225 H	Stetson	10 4			
			203 H	Maine	6 5	225 H	Stetson	9 8			
			55 H	Wake Forest	12 16	65 A	Virginia	3 13			

Non-Div. I Games:

Florida St.

Average RPI Win:	174	WON-LOST	WINNING	LAST 10	STRENGTH OF	OPP. STRENGTH	TEAM	ADJ	CONF.	ADJ CONF.					
Average RPI Loss:	90	RECORD	PCT. RANK	GAMES	SCHEDULE	OF SCHEDULE	RPI	RPI	RPI	RPI					
DIV. I ONLY		31-11-0	.7381	14	8-2-0	197	105	54	.55235	54	7	7			
DIV. I NON-CONF.		20-8-0	.71429	44	1-0-0	200	139	60	.55184	60	7	7			
<hr/>															
TOTALS	RPI 1-25	RPI 26-50		W-L RECORDS		RPI 51-100		RPI 101-150		RPI 150+					
31-11-0	1-4-0	1-1-0		OVERALL		2-2-0		9-2-0		18-2-0					
19-2-0	0-0-0	1-1-0		HOME		2-1-0		8-0-0		8-0-0					
8-8-0	1-3-0	0-0-0		AWAY		0-1-0		1-2-0		6-2-0					
4-1-0	0-1-0	0-0-0		NEUTRAL		0-0-0		0-0-0		4-0-0					
<hr/>															
20-8-0	1-4-0	1-1-0		NON-CONFERENCE		0-1-0		2-0-0		16-2-0					
10-1-0	0-0-0	1-1-0		HOME		0-0-0		2-0-0		7-0-0					
6-6-0	1-3-0	0-0-		AWAY		0-1-0		0-0-0		5-2-0					
4-1-0	0-1-0	0-0-0		NEUTRAL		0-0-0		0-0-0		4-0-0					
<hr/>															
11-3-0	0-0-0	0-0-0		CONFERENCE		2-1-0		7-2-0		2-0-0					
9-1-0	0-0-0	0-0-0		HOME		2-1-0		6-0-0		1-0-0					
2-2-0	0-0-0	0-0-0		AWAY		0-0-0		1-2-0		1-0-0					
0-0-0	0-0-0	0-0-0		NEUTRAL		0-0-0		0-0-0		0-0-0					
<hr/>															
RPI S	Opponent	Score		RPI S	Opponent	Score		RPI S	Opponent	Score					
1 A	UCLA	7	5	34 H	Indiana St.	6	4	75 H	Minnesota	4	6	106 H	Northwestern	10	1
16 A	Texas Tech	2	11	34 H	Indiana St.	7	8	75 H	Minnesota	8	0	106 H	Northwestern	3	2
16 A	Texas Tech	5	8					75 H	Minnesota	5	3	106 H	Northwestern	4	1
16 A	Texas Tech	3	10					91 A	Southern California	1	4	144 A	Ohio St.	6	2
23 N	Oklahoma St.	2	3									144 A	Ohio St.	4	10
												144 A	Ohio St.	5	10
												147 H	San Jose St.	1	0
												147 H	San Jose St.	3	0
												149 H	Rutgers	8	3
												149 H	Rutgers	10	1
												149 H	Rutgers	4	1
												185 A	CSUN	2	5
												185 A	CSUN	2	1
												185 A	CSUN	4	2
												187 A	Michigan St.	6	3
												187 H	Michigan St.	16	2
												195 N	Binghamton	10	0
												195 N	Binghamton	5	4
												195 N	Binghamton	12	2
												219 H	Western Mich.	12	5
												225 N	Stetson	16	6
												227 H	Toledo	8	2
												230 H	Manhattan	23	2
												230 H	Manhattan	16	7
												230 H	Manhattan	5	1
												230 H	Manhattan	4	0
												245 A	Long Beach St.	7	8
LAST 10 GAMES				144 A	Ohio St.	6	2	230 H	Manhattan	16	7	230 H	Manhattan	16	7
				144 A	Ohio St.	4	10	149 H	Rutgers	4	1	230 H	Manhattan	5	1
				147 H	San Jose St.	3	0	149 H	Rutgers	10	1	230 H	Manhattan	4	0
				147 H	San Jose St.	1	0	149 H	Rutgers	8	3	230 H	Manhattan	4	0
				230 H	Manhattan	5	1	106 H	Northwestern	10	1	245 A	Long Beach St.	7	8

Non-Div. I Games:

Michigan

RPI	S	Opponent	Score	
271	A	The Citadel	6	3
271	A	The Citadel	2	0
271	A	The Citadel	9	1
274	H	Bowling Green	10	5

Michigan

M
i
c
h
i
g
a
n

M
i
c
h
i
g
a
n

Average RPI Win: 126		WON-LOST	WINNING	LAST 10	STRENGTH OF		OPP. STRENGTH	TEAM	ADJ		CONF.	ADJ CONF.
Average RPI Loss: 69		RECORD	PCT. RANK	GAMES	SCHEDULE		OF SCHEDULE	RPI	RPI		RPI	RPI
DIV. I ONLY		27-19-0	.58696	85	7-3-0		52	43	55		.5523	55
DIV. I NON-CONF.		15-7-0	.68182	55	3-0-0		114	116	62		.55125	62
TOTALS		RPI 1-25	RPI 26-50		W-L RECORDS		RPI 51-100		RPI 101-150		RPI 150+	
27-19-0		0-4-0	6-3-0		OVERALL		7-10-0		1-0-0		13-2-0	
17-8-0		0-1-0	4-2-0		HOME		5-4-0		1-0-0		7-1-0	
8-11-0		0-3-0	2-1-0		AWAY		2-6-0		0-0-0		4-1-0	
2-0-0		0-0-0	0-0-0		NEUTRAL		0-0-0		0-0-0		2-0-0	
15-7-0		0-1-0	0-0-0		NON-CONFERENCE		3-5-0		1-0-0		11-1-0	
10-3-0		0-1-0	0-0-0		HOME		2-1-0		1-0-0		7-1-0	
3-4-0		0-0-0	0-0-0		AWAY		1-4-0		0-0-0		2-0-0	
2-0-0		0-0-0	0-0-0		NEUTRAL		0-0-0		0-0-0		2-0-0	
12-12-0		0-3-0	6-3-0		CONFERENCE		4-5-0		0-0-0		2-1-0	
7-5-0		0-0-0	4-2-0		HOME		3-3-0		0-0-0		0-0-0	
5-7-0		0-3-0	2-1-0		AWAY		1-2-0		0-0-0		2-1-0	
0-0-0		0-0-0	0-0-0		NEUTRAL		0-0-0		0-0-0		0-0-0	
RPI S	Opponent	Score	RPI S	Opponent	Score	RPI S	Opponent	Score	RPI S	Opponent	Score	
7 A	Louisville	4 5	27 H	NC State	7 3	53 A	Florida St.	16 12	136 H	High Point	14 9	
7 A	Louisville	7 10	27 H	NC State	3 4	53 A	Florida St.	5 9	152 A	Appalachian St.	10 6	
7 A	Louisville	1 6	27 H	NC State	9 8	53 A	Florida St.	2 13	152 H	Appalachian St.	5 4	
25 H	Illinois	2 5	41 A	Duke	5 4	58 A	Coastal Caro.	8 14	165 N	Gardner-Webb	9 7	
			41 A	Duke	9 8	58 A	Coastal Caro.	9 10	182 H	Furman	5 1	
			41 A	Duke	2 16	66 H	Boston College	3 5	182 H	Furman	11 2	
			45 H	Virginia Tech	9 10	66 H	Boston College	13 3	182 N	Furman	13 7	
			45 H	Virginia Tech	8 7	66 H	Boston College	22 9	194 A	Charlotte	18 6	
			45 H	Virginia Tech	8 3	68 A	Liberty	3 9	194 H	Charlotte	14 6	
						68 H	Liberty	6 2	209 H	Quinnipiac	15 5	
						88 A	Elon	13 7	209 H	Quinnipiac	6 8	
						88 H	Elon	3 6	216 H	Sacred Heart	14 1	
						90 A	UNC Greensboro	5 9	217 A	Pittsburgh	3 8	
						90 H	UNC Greensboro	2 1	217 A	Pittsburgh	20 8	
						98 H	Notre Dame	4 7	217 A	Pittsburgh	7 6	
						98 H	Notre Dame	7 8	250 H	Georgetown	5 3	
						98 H	Notre Dame	7 4				
LAST 10 GAMES												
			27 H	NC State	9 8	45 H	Virginia Tech	8 3				
			27 H	NC State	3 4	7 A	Louisville	7 10				
			217 A	Pittsburgh	7 6	7 A	Louisville	1 6				
			217 A	Pittsburgh	20 8	98 H	Notre Dame	4 7				
			45 H	Virginia Tech	8 7	165 N	Gardner-Webb	9 7				

Non-Div. I Games:

Wake Forest

Average RPI Win: 201		WON-LOST RECORD		WINNING PCT. RANK		LAST 10 GAMES		STRENGTH OF SCHEDULE		OPP. STRENGTH OF SCHEDULE		TEAM RPI		ADJ RPI		CONF. RPI		ADJ CONF. RPI	
DIV. I ONLY		32-13-0		.71111 24		8-2-0		183		172		56		.55214 56		28		28	
DIV. I NON-CONF.		19-11-0		.63333 82		2-2-0		177		66		68		.54777 67		29		29	
TOTALS		RPI 1-25		RPI 26-50		W-L RECORDS		RPI 51-100		RPI 101-150		RPI 150+							
32-13-0		0-3-0		2-2-0		OVERALL		2-2-0		1-1-0		27-5-0							
10-4-0		0-0-0		0-1-0		HOME		0-1-0		0-1-0		10-1-0							
21-8-0		0-3-0		2-1-0		AWAY		2-1-0		1-0-0		16-3-0							
1-1-0		0-0-0		0-0-0		NEUTRAL		0-0-0		0-0-0		1-1-0							
19-11-0		0-3-0		2-2-0		NON-CONFERENCE		2-2-0		1-1-0		14-3-0							
5-3-0		0-0-0		0-1-0		HOME		0-1-0		0-1-0		5-0-0							
13-7-0		0-3-0		2-0-		AWAY		2-1-0		1-0-0		8-2-0							
1-1-0		0-0-0		0-0-0		NEUTRAL		0-0-0		0-0-0		1-1-0							
13-2-0		0-0-0		0-0-0		CONFERENCE		0-0-0		0-0-0		13-2-0							
5-1-0		0-0-0		0-0-0		HOME		0-0-0		0-0-0		5-1-0							
8-1-0		0-0-0		0-0-0		AWAY		0-0-0		0-0-0		8-1-0							
0-0-0		0-0-0		0-0-0		NEUTRAL		0-0-0		0-0-0		0-0-0							
RPI S	Opponent		Score		RPI S	Opponent		Score		RPI S	Opponent		Score		RPI S	Opponent		Score	
15 A	LSU		6	13	26 H	UConn		6	11	66 H	Boston College		5	10	140 A	Rhode Island		2	0
15 A	LSU		3	4	45 A	Virginia Tech		4	2	88 A	Elon		6	5	140 H	Rhode Island		12	16
15 A	LSU		8	17	45 A	Virginia Tech		6	4	88 A	Elon		0	1	160 A	Richmond		8	10
					45 A	Virginia Tech		1	2	88 A	Elon		6	4	162 A	Wofford		12	11
															167 A	Winthrop		9	4
															196 A	Abilene Christian		8	7
															196 A	Abilene Christian		6	8
															196 A	Abilene Christian		11	1
															209 A	Quinnipiac		14	5
															209 H	Quinnipiac		8	6
															209 N	Quinnipiac		5	2
															211 A	Hartford		23	3
															211 H	Hartford		15	4
															211 H	Hartford		15	6
															211 H	Hartford		8	5
															221 A	Central Conn. St.		15	4
															221 A	Central Conn. St.		7	2
															221 A	Central Conn. St.		16	4
															221 H	Central Conn. St.		12	3
															221 H	Central Conn. St.		5	6
															221 H	Central Conn. St.		14	4
															223 A	Brown		11	7
															223 A	Brown		14	6
															223 H	Brown		15	2
															227 N	Toledo		2	6
															232 A	LIU Brooklyn		4	5
															232 A	LIU Brooklyn		10	2
LAST 10 GAMES																			
235 A	Wagner		8	6	45 A	Virginia Tech		4	2	235 A	Wagner		3	2	232 A	LIU Brooklyn		4	5
235 A	Wagner		5	4	45 A	Virginia Tech		1	2	209 H	Quinnipiac		8	6	232 A	LIU Brooklyn		10	2
221 A	Central Conn. St.		15	4	209 H	Quinnipiac		8	6	235 A	Wagner		3	2	66 H	Boston College		5	10
221 A	Central Conn. St.		7	2	235 A	Wagner		3	2	66 H	Boston College		5	10					
26 H	UConn		6	11	66 H	Boston College		5	10										

Non-Div. I Games:

Bryant

RPI	S	Opponent	Score	
232	A	LIU Brooklyn	4	2
235	A	Wagner	3	2
235	A	Wagner	8	6
235	A	Wagner	5	4
293	H	Fairleigh Dickinson	13	0
293	H	Fairleigh Dickinson	12	11
293	H	Fairleigh Dickinson	19	6

B
r
y
a
n
t

B
r
y
a
n
t

Bryant

Average RPI Win:		130	WON-LOST RECORD		WINNING PCT. RANK	LAST 10 GAMES		STRENGTH OF SCHEDULE		OPP. STRENGTH OF SCHEDULE	TEAM RPI	ADJ RPI	CONF. RPI	ADJ CONF. RPI			
Average RPI Loss:		93															
DIV. I ONLY			28-17-0		.62222	57	4-6-0		79	68	57	.55107	57	11	11		
DIV. I NON-CONF.			16-8-0		.66667	57	2-2-0		73	29	42	.56806	42	11	11		
TOTALS		RPI 1-25		RPI 26-50		W-L RECORDS		RPI 51-100		RPI 101-150		RPI 150+					
28-17-0		1-2-0		2-4-0		OVERALL		5-3-0		12-6-0		8-2-0					
17-8-0		0-0-0		0-3-0		HOME		2-1-0		9-3-0		6-1-0					
11-9-0		1-2-0		2-1-0		AWAY		3-2-0		3-3-0		2-1-0					
0-0-0		0-0-0		0-0-0		NEUTRAL		0-0-0		0-0-0		0-0-0					
16-8-0		1-2-0		0-0-0		NON-CONFERENCE		5-3-0		9-3-0		1-0-0					
9-4-0		0-0-0		0-0-0		HOME		2-1-0		6-3-0		1-0-0					
7-4-0		1-2-0		0-0-		AWAY		3-2-0		3-0-0		0-0-0					
0-0-0		0-0-0		0-0-0		NEUTRAL		0-0-0		0-0-0		0-0-0					
12-9-0		0-0-0		2-4-0		CONFERENCE		0-0-0		3-3-0		7-2-0					
8-4-0		0-0-0		0-3-0		HOME		0-0-0		3-0-0		5-1-0					
4-5-0		0-0-0		2-1-0		AWAY		0-0-0		0-3-0		2-1-0					
0-0-0		0-0-0		0-0-0		NEUTRAL		0-0-0		0-0-0		0-0-0					
RPI	S	Opponent		Score		RPI	S	Opponent		Score		RPI	S	Opponent		Score	
3	A	Arkansas		2	4	38	H	Southern Miss.		9	12	74	H	Sam Houston St.		7	0
3	A	Arkansas		0	11	38	H	Southern Miss.		1	5	76	A	Southeastern La.		13	8
3	A	Arkansas		12	7	38	H	Southern Miss.		5	10	76	A	Southeastern La.		15	11
						50	A	Fla. Atlantic		5	3	76	A	Southeastern La.		12	8
						50	A	Fla. Atlantic		2	1	95	A	Northwestern St.		1	3
						50	A	Fla. Atlantic		3	11	95	H	Northwestern St.		4	8
												96	A	McNeese		3	5
												96	H	McNeese		10	4
					</												

Non-Div. I Games:

Louisiana Tech

RPI	S	Opponent	Score	
290	H	Mississippi Val.	21	1

Louisiana Tech

L
o
u
i
s
i
a
n
a
T
e
c
h

L
o
u
i
s
i
a
n
a
T
e
c
h

Average RPI Win:	110	WON-LOST RECORD		WINNING PCT. RANK		LAST 10 GAMES		STRENGTH OF SCHEDULE		OPP. STRENGTH OF SCHEDULE		TEAM RPI		ADJ RPI		CONF. RPI		ADJ CONF. RPI					
DIV. I ONLY		26-18-1		.58889	84	3-7-0		63		44		58		.55041	58	10		10					
DIV. I NON-CONF.		15-9-1		.62	89	0-2-0		7		16		27		.5836	27	8		8					
TOTALS		RPI 1-25		RPI 26-50		W-L RECORDS		RPI 51-100		RPI 101-150		RPI 150+											
26-18-1		1-3-1		3-2-0		OVERALL		7-5-0		9-6-0		6-2-0											
16-7-0		1-0-0		2-1-0		HOME		6-3-0		4-3-0		3-0-0											
9-10-0		0-3-0		1-1-0		AWAY		0-1-0		5-3-0		3-2-0											
1-1-1		0-0-1		0-0-0		NEUTRAL		1-1-0		0-0-0		0-0-0											
15-9-1		1-3-1		3-2-0		NON-CONFERENCE		6-3-0		1-0-0		4-1-0											
12-2-0		1-0-0		2-1-0		HOME		5-1-0		1-0-0		3-0-0											
2-6-0		0-3-0		1-0-		AWAY		0-1-0		0-0-0		1-1-0											
1-1-1		0-0-1		0-0-0		NEUTRAL		1-1-0		0-0-0		0-0-0											
11-9-0		0-0-0		0-0-0		CONFERENCE		1-2-0		8-6-0		2-1-0											
4-5-0		0-0-0		0-0-0		HOME		1-2-0		3-3-0		0-0-0											
7-4-0		0-0-0		0-0-0		AWAY		0-0-0		5-3-0		2-1-0											
0-0-0		0-0-0		0-0-0		NEUTRAL		0-0-0		0-0-0		0-0-0											
RPI	S	Opponent		Score		RPI	S	Opponent		Score		RPI	S	Opponent		Score							
11	N	Oregon St.		4	4	26	H	UConn		10	7	55	H	Wake Forest		14	8		8				
14	A	North Carolina		1	6	27	A	NC State		7	6	55	H	Wake Forest		10	9		4				
25	A	Illinois		2	4	27	H	NC State		6	7	60	N	Washington		5	2		5				
25	A	Illinois		1	4	29	H	Indiana		6	5	63	H	Campbell		11	2		14				
25	H	Illinois		11	3	35	A	Clemson		5	8	64	H	Ga. Southern		2	9		8				
												64	H	Ga. Southern		9	7		7				
												64	H	Ga. Southern		12	13		10				
												73	H	VCU		10	8		2				
												83	N	San Diego		5	8		2				
												85	H	Maryland		7	2		4				
												89	A	Col. of Charleston		5	8		7				
												89	H	Col. of Charleston		6	13		0				
																		135	A	La.-Monroe		15	7
																		135	A	La.-Monroe		14	2
																		135	A	La.-Monroe		13	3
																		186	A	UNCW		4	5
																		186	A	UNCW		10	5
																		186	H	UNCW		9	2
																		187	H	Michigan St.		13	0
																		187	H	Michigan St.		12	5
																		229	A	Georgia St.		6	5
																		229	A	Georgia St.		27	2
																		229	A	Georgia St.		11	15
																		14	A	North Carolina		1	6
																		64	H	Ga. Southern		12	13

Average RPI Win: 137		WON-LOST	WINNING	LAST 10	STRENGTH OF		OPP. STRENGTH	TEAM	ADJ	CONF.	ADJ CONF.
Average RPI Loss: 59		RECORD	PCT. RANK	GAMES	SCHEDULE		OF SCHEDULE	RPI	RPI	RPI	RPI
DIV. I ONLY		19-18-0	.51351	141	24		77	59	.55001	59	8
DIV. I NON-CONF.		9-10-0	.47368	160	3		21	50	.5607	50	10
TOTALS		RPI 1-25	RPI 26-50		W-L RECORDS		RPI 51-100		RPI 101-150		RPI 150+
19-18-0		0-8-0	4-4-0		OVERALL		6-3-0		1-0-0		8-3-0
11-6-0		0-3-0	2-1-0		HOME		3-1-0		0-0-0		6-1-0
5-11-0		0-4-0	1-3-0		AWAY		3-2-0		0-0-0		1-2-0
3-1-0		0-1-0	1-0-0		NEUTRAL		0-0-0		1-0-0		1-0-0
9-10-0		0-8-0	1-1-0		NON-CONFERENCE		2-1-0		1-0-0		5-0-0
5-3-0		0-3-0	0-0-0		HOME		1-0-0		0-0-0		4-0-0
1-6-0		0-4-0	0-0-		AWAY		1-1-0		0-0-0		0-0-0
3-1-0		0-1-0	1-0-0		NEUTRAL		0-0-0		1-0-0		1-0-0
10-8-0		0-0-0	3-3-0		CONFERENCE		4-2-0		0-0-0		3-3-0
6-3-0		0-0-0	2-1-0		HOME		2-1-0		0-0-0		2-1-0
4-5-0		0-0-0	1-2-0		AWAY		2-1-0		0-0-0		1-2-0
0-0-0		0-0-0	0-0-0		NEUTRAL		0-0-0		0-0-0		0-0-0
RPI S	Opponent	Score	RPI S	Opponent	Score	RPI S	Opponent	Score	RPI S	Opponent	Score
1 A	UCLA	2 3	32 A	BYU	2 4	75 H	Minnesota	13 12	117 N	Wichita St.	13 8
1 H	UCLA	5 8	32 A	BYU	7 13	77 H	LMU (CA)	1 5	155 A	Pacific	3 13
2 A	Vanderbilt	3 6	32 A	BYU	7 0	77 H	LMU (CA)	5 0	155 A	Pacific	2 3
2 A	Vanderbilt	2 6	40 N	California	7 5	77 H	LMU (CA)	2 0	155 A	Pacific	7 3
13 A	UC Santa Barbara	2 3	42 A	Arizona St.	3 4	83 A	San Diego	1 5	185 H	CSUN	9 5
13 H	UC Santa Barbara	2 8	47 H	Gonzaga	2 3	83 A	San Diego	8 7	236 H	UC Davis	15 3
13 H	UC Santa Barbara	3 5	47 H	Gonzaga	4 2	83 A	San Diego	10 5	236 H	UC Davis	1 0
19 N	Stanford	1 6	47 H	Gonzaga	3 1	86 A	Cal St. Fullerton	11 4	236 H	UC Davis	4 0
						91 A	Southern California	2 5	240 N	CSU Bakersfield	11 0
									276 H	Santa Clara	5 4
									276 H	Santa Clara	2 5
									276 H	Santa Clara	10 1
LAST 10 GAMES											
1 H	UCLA	5 8	32 A	BYU	7 0						
77 H	LMU (CA)	1 5	32 A	BYU	2 4						
77 H	LMU (CA)	5 0	32 A	BYU	7 13						
77 H	LMU (CA)	2 0	13 H	UC Santa Barbara	2 8						
91 A	Southern California	2 5	276 H	Santa Clara	5 4						

Non-Div. I Games:

Pepperdine

Average RPI Win: 143		WON-LOST	WINNING	LAST 10	STRENGTH OF		OPP. STRENGTH	TEAM	ADJ	CONF.	ADJ CONF.
Average RPI Loss: 39		RECORD	PCT. RANK	GAMES	SCHEDULE		OF SCHEDULE	RPI	RPI	RPI	RPI
DIV. I ONLY		21-18-0	.53846	125	6-4-0		39	73	60	.54908	60
DIV. I NON-CONF.		14-7-0	.66667	57	4-2-0		127	156	67	.54822	66
TOTALS		RPI 1-25	RPI 26-50		W-L RECORDS		RPI 51-100		RPI 101-150		RPI 150+
21-18-0		0-6-0	5-6-0		OVERALL		5-6-0		2-0-0		9-0-0
11-6-0		0-3-0	3-3-0		HOME		3-0-0		1-0-0		4-0-0
6-10-0		0-3-0	2-2-0		AWAY		1-5-0		1-0-0		2-0-0
4-2-0		0-0-0	0-1-0		NEUTRAL		1-1-0		0-0-0		3-0-0
14-7-0		0-0-0	1-4-0		NON-CONFERENCE		2-3-0		2-0-0		9-0-0
6-2-0		0-0-0	1-2-0		HOME		0-0-0		1-0-0		4-0-0
4-3-0		0-0-0	0-0-		AWAY		1-2-0		1-0-0		2-0-0
4-2-0		0-0-0	0-1-0		NEUTRAL		1-1-0		0-0-0		3-0-0
7-11-0		0-6-0	4-2-0		CONFERENCE		3-3-0		0-0-0		0-0-0
5-4-0		0-3-0	2-1-0		HOME		3-0-0		0-0-0		0-0-0
2-7-0		0-3-0	2-1-0		AWAY		0-3-0		0-0-0		0-0-0
0-0-0		0-0-0	0-0-0		NEUTRAL		0-0-0		0-0-0		0-0-0
RPI S	Opponent	Score	RPI S	Opponent	Score	RPI S	Opponent	Score	RPI S	Opponent	Score
11 H	Oregon St.	0 1	29 N	Indiana	0 1	51 A	UC Irvine	4 6	137 H	California Baptist	3 2
11 H	Oregon St.	7 10	32 H	BYU	1 0	51 A	UC Irvine	9 5	138 A	Portland	8 3
11 H	Oregon St.	3 4	32 H	BYU	0 4	51 A	UC Irvine	1 2	157 H	Cal Poly	11 7
19 A	Stanford	2 8	32 H	BYU	3 7	58 N	Coastal Caro.	2 5	157 H	Cal Poly	5 0
19 A	Stanford	2 3	39 A	Oregon	0 1	75 N	Minnesota	7 5	157 H	Cal Poly	9 3
19 A	Stanford	1 6	39 A	Oregon	19 3	79 A	Arizona	2 14	265 A	Seattle U	6 3
			39 A	Oregon	9 3	79 A	Arizona	3 9	265 H	Seattle U	6 1
			42 H	Arizona St.	6 11	79 A	Arizona	4 7	276 A	Santa Clara	11 1
			42 H	Arizona St.	10 6	91 H	Southern California	3 2	287 N	Northern Colo.	11 1
			42 H	Arizona St.	10 9	91 H	Southern California	4 3	287 N	Northern Colo.	3 2
			47 A	Gonzaga	4 5	91 H	Southern California	7 1	287 N	Northern Colo.	25 8
LAST 10 GAMES											
287 N	Northern Colo.	25 8	42 H	Arizona St.	10 6						
287 N	Northern Colo.	11 1	138 A	Portland	8 3						
265 H	Seattle U	6 1	32 H	BYU	0 4						
42 H	Arizona St.	6 11	32 H	BYU	3 7						
42 H	Arizona St.	10 9	32 H	BYU	1 0						

Non-Div. I Games:

Washington

Average RPI Win: 131		WON-LOST RECORD		WINNING PCT. RANK		LAST 10 GAMES		STRENGTH OF SCHEDULE		OPP. STRENGTH OF SCHEDULE		TEAM RPI		ADJ RPI		CONF. RPI		ADJ CONF. RPI	
Average RPI Loss: 106		24-16-0		.6 70		7-3-0		102		95		61		.54815 61		7		7	
DIV. I ONLY		13-9-0		.59091 102		2-0-0		164		117		88		.53195 87		7		7	
DIV. I NON-CONF.																			
TOTALS		RPI 1-25		RPI 26-50		W-L RECORDS		RPI 51-100		RPI 101-150		RPI 150+							
24-16-0		5-1-0		3-7-0		OVERALL		1-1-0		5-2-0		10-5-0							
13-4-0		3-0-0		2-2-0		HOME		1-0-0		3-1-0		4-1-0							
9-11-0		2-1-0		1-5-0		AWAY		0-1-0		2-1-0		4-3-0							
2-1-0		0-0-0		0-0-0		NEUTRAL		0-0-0		0-0-0		2-1-0							
13-9-0		2-1-0		1-3-0		NON-CONFERENCE		1-1-0		1-0-0		8-4-0							
6-2-0		0-0-0		0-1-0		HOME		1-0-0		1-0-0		4-1-0							
5-6-0		2-1-0		1-0-		AWAY		0-1-0		0-0-0		2-2-0							
2-1-0		0-0-0		0-0-0		NEUTRAL		0-0-0		0-0-0		2-1-0							
11-7-0		3-0-0		2-4-0		CONFERENCE		0-0-0		4-2-0		2-1-0							
7-2-0		3-0-0		2-1-0		HOME		0-0-0		2-1-0		0-0-0							
4-5-0		0-0-0		0-3-0		AWAY		0-0-0		2-1-0		2-1-0							
0-0-0		0-0-0		0-0-0		NEUTRAL		0-0-0		0-0-0		0-0-0							
RPI	S	Opponent		Score		RPI	S	Opponent		Score		RPI	S	Opponent		Score			
23	A	Oklahoma St.		4	5	29	A	Indiana		1	13	72	A	Bradley		1	3		
23	A	Oklahoma St.		3	2	29	A	Indiana		1	7	72	H	Bradley		4	2		
23	A	Oklahoma St.		5	4	29	A	Indiana		2	3								
25	H	Illinois		8	4	30	H	Illinois St.		6	11								
25	H	Illinois		2	1	37	H	Nebraska		3	2								
25	H	Illinois		3	1	37	H	Nebraska		2	3								
						37	H	Nebraska		17	9								
						48	A	Evansville		1	3								
						48	A	Evansville		0	6								
						48	A	Evansville		18	7								
						LAST 10 GAMES													
						193	A	Purdue		5	9	185	H	CSUN		3	1		
						193	A	Purdue		6	3	144	A	Ohio St.		1	5		
						149	H	Rutgers		3	15	144	A	Ohio St.		11	4		
						149	H	Rutgers		9	5	144	A	Ohio St.		4	2		
						214	A	Hawaii		6	4	131	H	Milwaukee		5	4		

Non-Div. I Games: Simpson 7 2 Clarke 3 2

Iowa

Average RPI Win:		132	WON-LOST RECORD		WINNING PCT. RANK		LAST 10 GAMES		STRENGTH OF SCHEDULE		OPP. STRENGTH OF SCHEDULE		TEAM RPI		ADJ RPI		CONF. RPI		ADJ CONF. RPI																						
Average RPI Loss:		95																																							
DIV. I ONLY			27-13-1		.67073		40		8-1-1		145		36		62		.54802		62																						
DIV. I NON-CONF.			15-6-0		.71429		44		3-0-0		151		20		37		.57454		37																						
TOTALS			RPI 1-25		RPI 26-50		W-L RECORDS		RPI 51-100		RPI 101-150		RPI 150+																												
27-13-1			1-3-0		2-2-0		OVERALL		4-1-0		11-5-0		9-2-1																												
13-7-1			0-0-0		0-0-0		HOME		0-0-0		7-5-0		6-2-1																												
11-6-0			1-3-0		2-2-0		AWAY		2-1-0		3-0-0		3-0-0																												
3-0-0			0-0-0		0-0-0		NEUTRAL		2-0-0		1-0-0		0-0-0																												
15-6-0			1-3-0		2-2-0		NON-CONFERENCE		2-0-0		2-0-0		8-1-0																												
6-1-0			0-0-0		0-0-0		HOME		0-0-0		1-0-0		5-1-0																												
6-5-0			1-3-0		2-0-		AWAY		0-0-0		0-0-0		3-0-0																												
3-0-0			0-0-0		0-0-0		NEUTRAL		2-0-0		1-0-0		0-0-0																												
12-7-1			0-0-0		0-0-0		CONFERENCE		2-1-0		9-5-0		1-1-1																												
7-6-1			0-0-0		0-0-0		HOME		0-0-0		6-5-0		1-1-1																												
5-1-0			0-0-0		0-0-0		AWAY		2-1-0		3-0-0		0-0-0																												
0-0-0			0-0-0		0-0-0		NEUTRAL		0-0-0		0-0-0		0-0-0																												
RPI	S	Opponent		Score		RPI	S	Opponent		Score		RPI	S	Opponent		Score		RPI	S	Opponent		Score																			
9	A	Tennessee		3	8	39	A	Oregon		14	2	69	A	San Diego St.		5	4	103	H	Air Force		5	2																		
9	A	Tennessee		9	13	39	A	Oregon		7	8	69	A	San Diego St.		2	0	103	H	Air Force		13	7																		
9	A	Tennessee		10	7	39	A	Oregon		3	5	69	A	San Diego St.		6	11	103	H	Air Force		9	5																		
19	A	Stanford		0	2	39	A	Oregon		5	1	78	N	Kansas St.		11	3	103	H	Air Force		6	0																		
												86 N Cal St. Fullerton						5 2						103 H Air Force						3 4											
																								105 H San Francisco						8 6											
																								113 H UNLV						3 4											
																								113 H UNLV						3 7											
																								113 H UNLV						6 4											
																								139 N Missouri St.						3 2											
																								147 A San Jose St.						8 6											
																								147 A San Jose St.						6 1											
																								147 A San Jose St.						7 5											
																								147 H San Jose St.						5 7											
																								147 H San Jose St.						3 1											
																								147 H San Jose St.						1 2											
																								155 A Pacific						17 2											
																								155 H Pacific						11 3											
																								157 A Cal Poly						16 6											
																								157 H New Mexico						2 8											
																								157 H Cal Poly						8 6											
																								157 H New Mexico						6 6											
																								157 H New Mexico						10 4											
																								240 A CSU Bakersfield						9 3											
																								240 H CSU Bakersfield						7 6											
																								275 H Utah Valley						6 3											
																								275 H Utah Valley						8 3											
						</																																			

Non-Div. I Games:

Fresno St.

RPI	S	Opponent	Score	
275	H	Utah Valley	3	4

Fresno St.

F
r
e
s
n
o
s
t
.

F
r
e
s
n
o
s
t
.

Average RPI Win: 165		WON-LOST RECORD		WINNING PCT. RANK		LAST 10 GAMES		STRENGTH OF SCHEDULE		OPP. STRENGTH OF SCHEDULE		TEAM RPI		ADJ RPI		CONF. RPI		ADJ CONF. RPI	
DIV. I ONLY		25-15-0		.625 56		6-4-0		92		169		63		.5454 63		21		21	
DIV. I NON-CONF.		12-11-0		.52174 138		2-2-0		36		188		76		.53881 76		19		19	
TOTALS		RPI 1-25		RPI 26-50		W-L RECORDS		RPI 51-100		RPI 101-150		RPI 150+							
25-15-0		1-1-0		1-1-0		OVERALL		3-3-0		5-4-0		15-6-0							
14-5-0		1-0-0		0-1-0		HOME		0-0-0		2-1-0		11-3-0							
10-9-0		0-1-0		1-0-0		AWAY		2-2-0		3-3-0		4-3-0							
1-1-0		0-0-0		0-0-0		NEUTRAL		1-1-0		0-0-0		0-0-0							
12-11-0		1-1-0		1-1-0		NON-CONFERENCE		3-3-0		0-3-0		7-3-0							
7-3-0		1-0-0		0-1-0		HOME		0-0-0		0-0-0		6-2-0							
4-7-0		0-1-0		1-0-		AWAY		2-2-0		0-3-0		1-1-0							
1-1-0		0-0-0		0-0-0		NEUTRAL		1-1-0		0-0-0		0-0-0							
13-4-0		0-0-0		0-0-0		CONFERENCE		0-0-0		5-1-0		8-3-0							
7-2-0		0-0-0		0-0-0		HOME		0-0-0		2-1-0		5-1-0							
6-2-0		0-0-0		0-0-0		AWAY		0-0-0		3-0-0		3-2-0							
0-0-0		0-0-0		0-0-0		NEUTRAL		0-0-0		0-0-0		0-0-0							
RPI	S	Opponent		Score		RPI	S	Opponent		Score		RPI	S	Opponent		Score			
5	H	East Carolina		7	6	27	H	NC State		1	10	109	A	William & Mary		5	14		
14	A	North Carolina		2	4	41	A	Duke		12	6	73	N	VCU		2	5		
												82	A	Old Dominion		1	4		
												85	N	Maryland		13	8		
												88	A	Elon		8	6		
												90	A	UNC Greensboro		8	2		
														141 H Radford		2	6		
														141 H Radford		6	2		
														141 H Radford		7	0		
														159 H Presbyterian		11	4		
														159 H Presbyterian		5	3		
														159 H Presbyterian		3	2		
														165 A Gardner-Webb		11	3		
														165 A Gardner-Webb		10	5		
														165 A Gardner-Webb		8	9		
														186 A UNCW		1	3		
														186 H UNCW		1	5		
														190 H Fairfield		3	2		
														190 H Fairfield		11	6		
														190 H Fairfield		6	3		
														222 A USC Upstate		9	6		
														222 A USC Upstate		7	8		
														249 H UNC Asheville		0	3		
														249 H UNC Asheville		6	3		
														249 H UNC Asheville		21	1		
														250 H Georgetown		9	5		
														250 H Georgetown		7	4		

Non-Div. I Games:

Campbell

RPI	S	Opponent	Score	
250	H	Georgetown	7	4
270	A	N.C. Central	3	1
270	H	N.C. Central	4	7

Campbell

C
a
m
p
b
e
l
l

C
a
m
p
b
e
l
l

Average RPI Win: 130		WON-LOST RECORD		WINNING PCT. RANK		LAST 10 GAMES		STRENGTH OF SCHEDULE		OPP. STRENGTH OF SCHEDULE		TEAM RPI		ADJ RPI		CONF. RPI		ADJ CONF. RPI	
DIV. I ONLY		26-19-0		.57778 91		6-4-0		62		48		64		.54535 64		10		10	
DIV. I NON-CONF.		14-10-0		.58333 105		2-1-0		80		25		80		.53565 80		8		8	
TOTALS		RPI 1-25		RPI 26-50		W-L RECORDS		RPI 51-100		RPI 101-150		RPI 150+							
26-19-0		3-7-0		1-2-0		OVERALL		6-3-0		5-4-0		11-3-0							
15-10-0		2-4-0		1-2-0		HOME		1-1-0		4-2-0		7-1-0							
11-9-0		1-3-0		0-0-0		AWAY		5-2-0		1-2-0		4-2-0							
0-0-0		0-0-0		0-0-0		NEUTRAL		0-0-0		0-0-0		0-0-0							
14-10-0		3-7-0		0-0-0		NON-CONFERENCE		2-1-0		0-0-0		9-2-0							
10-6-0		2-4-0		0-0-0		HOME		1-1-0		0-0-0		7-1-0							
4-4-0		1-3-0		0-0-		AWAY		1-0-0		0-0-0		2-1-0							
0-0-0		0-0-0		0-0-0		NEUTRAL		0-0-0		0-0-0		0-0-0							
12-9-0		0-0-0		1-2-0		CONFERENCE		4-2-0		5-4-0		2-1-0							
5-4-0		0-0-0		1-2-0		HOME		0-0-0		4-2-0		0-0-0							
7-5-0		0-0-0		0-0-0		AWAY		4-2-0		1-2-0		2-1-0							
0-0-0		0-0-0		0-0-0		NEUTRAL		0-0-0		0-0-0		0-0-0							
RPI	S	Opponent		Score		RPI	S	Opponent		Score		RPI	S	Opponent		Score			
6	H	Georgia		2	4	33	H	Texas St.		12	0	58	A	Coastal Caro.		13	12		
6	H	Georgia		1	3	33	H	Texas St.		4	14	58	A	Coastal Caro.		9	2		
6	H	Georgia		10	7	33	H	Texas St.		2	8	58	A	Coastal Caro.		7	9		
8	A	Georgia Tech		6	7					80	A	UT Arlington		5	12	107	H	Little Rock	
12	A	Auburn		7	5					80	A	UT Arlington		5	3	107	H	Little Rock	
12	A	Auburn		3	4					80	A	UT Arlington		15	8	107	H	Little Rock	
12	A	Auburn		2	11					89	A	Col. of Charleston		8	0	135	A	La.-Monroe	
17	H	West Virginia		1	3					89	H	Col. of Charleston		1	5	135	A	La.-Monroe	
17	H	West Virginia		1	5					89	H	Col. of Charleston		3	1	135	A	La.-Monroe	
17	H	West Virginia		1	0											152	A	Appalachian St.	
																152	A	Appalachian St.	
																152	A	Appalachian St.	
																159	H	Presbyterian	
																166	A	Mercer	
																166	H	Mercer	
																205	H	Kennesaw St.	
																249	H	UNC Asheville	
																249	H	UNC Asheville	
																249	H	UNC Asheville	
																264	A	Charleston So.	
																264	H	Charleston So.	
																271	A	The Citadel	
																271	H	The Citadel	
LAST 10 GAMES																			
																89	H	Col. of Charleston	
																271	H	The Citadel	
																58	A	Coastal Caro.	
																58	A	Coastal Caro.	
																58	A	Coastal Caro.	

Non-Div. I Games:

Ga. Southern

Average RPI Win: 155		WON-LOST RECORD		WINNING PCT. RANK		LAST 10 GAMES		STRENGTH OF SCHEDULE		OPP. STRENGTH OF SCHEDULE		TEAM RPI		ADJ RPI		CONF. RPI		ADJ CONF. RPI					
DIV. I ONLY		27-20-0		.57447		96		6-4-0		43		74		65		.54481		65		3		3	
DIV. I NON-CONF.		17-6-0		.73913		33		4-0-0		146		219		71		.5428		71		4		4	
TOTALS		RPI 1-25		RPI 26-50		W-L RECORDS		RPI 51-100		RPI 101-150		RPI 150+											
27-20-0		2-8-0		3-4-0		OVERALL		6-6-0		3-1-0		13-1-0											
20-9-0		0-3-0		2-2-0		HOME		3-2-0		2-1-0		13-1-0											
7-8-0		2-4-0		1-2-0		AWAY		3-2-0		1-0-0		0-0-0											
0-3-0		0-1-0		0-0-0		NEUTRAL		0-2-0		0-0-0		0-0-0											
17-6-0		0-1-0		1-0-0		NON-CONFERENCE		3-3-0		3-1-0		10-1-0											
15-2-0		0-0-0		1-0-0		HOME		2-0-0		2-1-0		10-1-0											
2-1-0		0-0-0		0-0-		AWAY		1-1-0		1-0-0		0-0-0											
0-3-0		0-1-0		0-0-0		NEUTRAL		0-2-0		0-0-0		0-0-0											
10-14-0		2-7-0		2-4-0		CONFERENCE		3-3-0		0-0-0		3-0-0											
5-7-0		0-3-0		1-2-0		HOME		1-2-0		0-0-0		3-0-0											
5-7-0		2-4-0		1-2-0		AWAY		2-1-0		0-0-0		0-0-0											
0-0-0		0-0-0		0-0-0		NEUTRAL		0-0-0		0-0-0		0-0-0											
RPI	S	Opponent		Score		RPI	S	Opponent		Score		RPI	S	Opponent		Score							
2	N	Vanderbilt		9	15	26	H	UConn		6	3	53	H	Florida St.		2	14	109	H	William & Mary		3	9
8	A	Georgia Tech		9	8	27	A	NC State		7	8	53	H	Florida St.		13	3	141	H	Radford		6	3
8	A	Georgia Tech		3	7	27	A	NC State		4	3	53	H	Florida St.		3	5	150	A	James Madison		9	3
8	A	Georgia Tech		5	6	27	A	NC State		0	3	68	A	Liberty		5	14	150	H	James Madison		2	1
10	H	Miami (FL)		1	2	41	H	Duke		11	3	68	H	Liberty		6	3	160	H	Richmond		5	1
10	H	Miami (FL)		1	3	41	H	Duke		6	8	73	A	VCU		3	2	210	H	Seton Hall		0	3
10	H	Miami (FL)		6	9	41	H	Duke		1	2	82	H	Old Dominion		4	2	210	H	Seton Hall		4	0
14	A	North Carolina		4	5							86	N	Cal St. Fullerton		5	6	217	H	Pittsburgh		5	2
14	A	North Carolina		4	5							87	N	TCU		4	9	217	H	Pittsburgh		7	5
14	A	North Carolina		12	5							98	A	Notre Dame		12	7	217	H	Pittsburgh		13	3
												98	A	Notre Dame		2	5	235	H	Wagner		18	9
												98	A	Notre Dame		6	5	235	H	Wagner		14	0
																		256	H	VMI		9	0
																		262	H	Norfolk St.		14	4
																		286	H	Villanova		7	3
																		286	H	Villanova		10	2
																		286	H	Villanova		7	2
																		289	H	Longwood		13	4
				LAST 10 GAMES																			
				10	H	Miami (FL)		1	2	286	H	Villanova		7	2								
				10	H	Miami (FL)		6	9	256	H	VMI		9	0								
				98	A	Notre Dame		12	7	73	A	VCU		3	2								
				98	A	Notre Dame		6	5	14	A	North Carolina		4	5								
				235	H	Wagner		14	0	14	A	North Carolina		4	5								

Non-Div. I Games:

Virginia

Average RPI Win: 139		WON-LOST RECORD		WINNING PCT. RANK		LAST 10 GAMES		STRENGTH OF SCHEDULE		OPP. STRENGTH OF SCHEDULE		TEAM RPI		ADJ RPI		CONF. RPI		ADJ CONF. RPI					
DIV. I ONLY		23-24-0		.48936		156		5-5-0		37		59		67		.54386		66		3		3	
DIV. I NON-CONF.		15-8-0		.65217		71		4-0-0		233		196		105		.52336		105		4		4	
TOTALS		RPI 1-25		RPI 26-50		W-L RECORDS		RPI 51-100		RPI 101-150		RPI 150+											
23-24-0		2-7-0		4-9-0		OVERALL		4-3-0		2-1-0		11-4-0											
9-10-0		1-2-0		3-6-0		HOME		0-0-0		1-1-0		4-1-0											
13-12-0		1-5-0		1-1-0		AWAY		4-3-0		1-0-0		6-3-0											
1-2-0		0-0-0		0-2-0		NEUTRAL		0-0-0		0-0-0		1-0-0											
15-8-0		0-0-0		1-3-0		NON-CONFERENCE		1-0-0		2-1-0		11-4-0											
5-2-0		0-0-0		0-0-0		HOME		0-0-0		1-1-0		4-1-0											
9-4-0		0-0-0		1-0-		AWAY		1-0-0		1-0-0		6-3-0											
1-2-0		0-0-0		0-2-0		NEUTRAL		0-0-0		0-0-0		1-0-0											
8-16-0		2-7-0		3-6-0		CONFERENCE		3-3-0		0-0-0		0-0-0											
4-8-0		1-2-0		3-6-0		HOME		0-0-0		0-0-0		0-0-0											
4-8-0		1-5-0		0-0-0		AWAY		3-3-0		0-0-0		0-0-0											
0-0-0		0-0-0		0-0-0		NEUTRAL		0-0-0		0-0-0		0-0-0											
RPI	S	Opponent		Score		RPI	S	Opponent		Score		RPI	S	Opponent		Score							
7	A	Louisville		0	4	26	A	UConn		1	3	53	A	Florida St.		10	7						
7	A	Louisville		4	11	27	H	NC State		3	1	53	A	Florida St.		8	0						
7	A	Louisville		6	4	27	H	NC State		4	16	53	A	Florida St.		3	4						
8	H	Georgia Tech		9	2	27	H	NC State		5	6	55	A	Wake Forest		3	13						
8	H	Georgia Tech		1	9	35	H	Clemson		1	8	55	A	Wake Forest		9	22						
8	H	Georgia Tech		0	7	35	H	Clemson		5	9	55	A	Wake Forest		5	3						
14	A	North Carolina		7	8	35	H	Clemson		3	2	56	A	Bryant		10	5						
14	A	North Carolina		10	11	41	H	Duke		1	4												
14	A	North Carolina		8	16	41	H	Duke		0	8												
						41	H	Duke		5	0												
						44	A	Kentucky		12	3												
						48	N	Evansville		3	4												
						48	N	Evansville		0	4												
LAST 10 GAMES																							
						41	H	Duke		1	4	41	H	Duke		5	0						
						201	A	Eastern Ky.		13	2	56	A	Bryant		10	5						
						263	A	Jackson St.		9	5	258	H	UMass Lowell		6	5						
						140	A	Rhode Island		2	1	14	A	North Carolina		8	16						
						41	H	Duke		0	8	14	A	North Carolina		10	11						

Non-Div. I Games:

Boston College

Average RPI Win:	131	WON-LOST RECORD	WINNING PCT. RANK	LAST 10 GAMES	STRENGTH OF SCHEDULE	OPP. STRENGTH OF SCHEDULE	TEAM RPI	ADJ RPI	CONF. RPI	ADJ CONF. RPI		
DIV. I ONLY		27-18-0	.6	70	5-5-0	58	39	68	.54378	67	5	5
DIV. I NON-CONF.		20-7-0	.74074	31	2-1-0	70	81	47	.56386	47	5	5
<hr/>												
TOTALS	RPI 1-25	RPI 26-50		W-L RECORDS		RPI 51-100		RPI 101-150		RPI 150+		
27-18-0	1-5-0	2-3-0		OVERALL		7-4-0		8-4-0		9-2-0		
20-11-0	1-2-0	1-3-0		HOME		4-2-0		6-2-0		8-2-0		
7-7-0	0-3-0	1-0-0		AWAY		3-2-0		2-2-0		1-0-0		
0-0-0	0-0-0	0-0-0		NEUTRAL		0-0-0		0-0-0		0-0-0		
20-7-0	1-2-0	1-1-0		NON-CONFERENCE		6-2-0		3-0-0		9-2-0		
15-7-0	1-2-0	0-1-0		HOME		4-2-0		2-0-0		8-2-0		
5-0-0	0-0-0	1-0-		AWAY		2-0-0		1-0-0		1-0-0		
0-0-0	0-0-0	0-0-0		NEUTRAL		0-0-0		0-0-0		0-0-0		
7-11-0	0-3-0	1-2-0		CONFERENCE		1-2-0		5-4-0		0-0-0		
5-4-0	0-0-0	1-2-0		HOME		0-0-0		4-2-0		0-0-0		
2-7-0	0-3-0	0-0-0		AWAY		1-2-0		1-2-0		0-0-0		
0-0-0	0-0-0	0-0-0		NEUTRAL		0-0-0		0-0-0		0-0-0		
RPI	S	Opponent	Score	RPI	S	Opponent	Score	RPI	S	Opponent	Score	
5	A	East Carolina	4 7	26	H	UConn	1 3	53	A	Florida St.	9 7	
5	A	East Carolina	8 13	26	H	UConn	0 10	73	H	VCU	8 2	
5	A	East Carolina	5 6	26	H	UConn	2 1	73	H	VCU	3 4	
12	H	Auburn	6 1	31	A	Florida	12 9	73	H	VCU	10 9	
12	H	Auburn	1 4	50	H	Fla. Atlantic	3 5	94	A	Jacksonville	8 2	
12	H	Auburn	9 13					94	H	Jacksonville	5 8	
								94	H	Jacksonville	6 4	
								94	H	Jacksonville	3 0	
								100	A	Cincinnati	3 8	
								100	A	Cincinnati	6 7	
								100	A	Cincinnati	15 0	
								</				

Non-Div. I Games:

UCF

Liberty

Liberty

RPI	S	Opponent	Score
244	A	North Ala.	3 6

Liberty

L
i
b
e
r
t
y

L
i
b
e
r
t
y

Average RPI Win:		121	WON-LOST RECORD		WINNING PCT. RANK	LAST 10 GAMES		STRENGTH OF SCHEDULE		OPP. STRENGTH OF SCHEDULE	TEAM RPI	ADJ RPI	CONF. RPI	ADJ CONF. RPI			
Average RPI Loss:		83	26-19-0		.57778	91	5-5-0	68		55	70	.54238	69	9	9		
DIV. I ONLY			15-10-0		.6	93	2-2-0	87		11	72	.5414	72	9	9		
DIV. I NON-CONF.																	
TOTALS		RPI 1-25		RPI 26-50		W-L RECORDS		RPI 51-100		RPI 101-150		RPI 150+					
26-19-0		1-3-0		0-1-0		OVERALL		8-6-0		11-8-0		6-1-0					
15-10-0		0-2-0		0-1-0		HOME		5-3-0		7-4-0		3-0-0					
11-9-0		1-1-0		0-0-0		AWAY		3-3-0		4-4-0		3-1-0					
0-0-0		0-0-0		0-0-0		NEUTRAL		0-0-0		0-0-0		0-0-0					
15-10-0		1-3-0		0-1-0		NON-CONFERENCE		7-4-0		3-2-0		4-0-0					
10-6-0		0-2-0		0-1-0		HOME		4-1-0		3-2-0		3-0-0					
5-4-0		1-1-0		0-0-		AWAY		3-3-0		0-0-0		1-0-0					
0-0-0		0-0-0		0-0-0		NEUTRAL		0-0-0		0-0-0		0-0-0					
11-9-0		0-0-0		0-0-0		CONFERENCE		1-2-0		8-6-0		2-1-0					
5-4-0		0-0-0		0-0-0		HOME		1-2-0		4-2-0		0-0-0					
6-5-0		0-0-0		0-0-0		AWAY		0-0-0		4-4-0		2-1-0					
0-0-0		0-0-0		0-0-0		NEUTRAL		0-0-0		0-0-0		0-0-0					
RPI	S	Opponent		Score		RPI	S	Opponent		Score		RPI	S	Opponent		Score	
11	A	Oregon St.		4	3	36	H	Oklahoma		0	1	51	A	UC Irvine		5	6
11	A	Oregon St.		1	8							51	H	UC Irvine		9	3
16	H	Texas Tech		1	5							62	H	Fresno St.		0	2
16	H	Texas Tech		9	12							62	H	Fresno St.		11	6
												62	H	Fresno St.		4	5
												77	A	LMU (CA)		1	5
												77	H	LMU (CA)		4	2
												78	H	Kansas St.		10	7
												79	H	Arizona		6	4
												83	A	San Diego		4	2
												83	H	San Diego		2	4
												86	A	Cal St. Fullerton		13	7
												86	A	Cal St. Fullerton		2	7
												86	A	Cal St. Fullerton		6	1

Average RPI Win: 172		WON-LOST	WINNING	LAST 10	STRENGTH OF		OPP. STRENGTH	TEAM	ADJ	CONF.	ADJ CONF.
Average RPI Loss: 141		RECORD	PCT. RANK	GAMES	SCHEDULE		OF SCHEDULE	RPI	RPI	RPI	RPI
DIV. I ONLY		30-13-0	.69767	26	8-2-0		185	165	71	.54158	70
DIV. I NON-CONF.		16-6-0	.72727	38	2-0-0		98	18	25	.58451	25
TOTALS		RPI 1-25	RPI 26-50		W-L RECORDS		RPI 51-100		RPI 101-150		RPI 150+
30-13-0		3-3-0	3-1-0		OVERALL		2-0-0		3-5-0		19-4-0
17-3-0		0-0-0	0-1-0		HOME		1-0-0		2-1-0		14-1-0
11-8-0		3-3-0	2-0-0		AWAY		1-0-0		1-2-0		4-3-0
2-2-0		0-0-0	1-0-0		NEUTRAL		0-0-0		0-2-0		1-0-0
16-6-0		3-3-0	3-1-0		NON-CONFERENCE		2-0-0		0-2-0		8-0-0
7-1-0		0-0-0	0-1-0		HOME		1-0-0		0-0-0		6-0-0
7-3-0		3-3-0	2-0-		AWAY		1-0-0		0-0-0		1-0-0
2-2-0		0-0-0	1-0-0		NEUTRAL		0-0-0		0-2-0		1-0-0
14-7-0		0-0-0	0-0-0		CONFERENCE		0-0-0		3-3-0		11-4-0
10-2-0		0-0-0	0-0-0		HOME		0-0-0		2-1-0		8-1-0
4-5-0		0-0-0	0-0-0		AWAY		0-0-0		1-2-0		3-3-0
0-0-0		0-0-0	0-0-0		NEUTRAL		0-0-0		0-0-0		0-0-0
RPI S	Opponent	Score	RPI S	Opponent	Score	RPI S	Opponent	Score	RPI S	Opponent	Score
5 A	East Carolina	12 4	29 A	Indiana	15 4	100 A	Cincinnati	8 3	119 N	Utah	8 12
21 A	Ole Miss	9 5	46 A	Xavier	10 0	100 H	Cincinnati	10 4	131 A	Milwaukee	6 7
21 A	Ole Miss	1 10	46 H	Xavier	8 9				131 A	Milwaukee	14 12
23 A	Oklahoma St.	5 4	46 N	Xavier	12 2				131 A	Milwaukee	6 10
23 A	Oklahoma St.	5 17							131 H	Milwaukee	3 2
23 A	Oklahoma St.	0 4							131 H	Milwaukee	3 0
									131 H	Milwaukee	10 11
									145 N	Miami (OH)	6 7
									161 H	Canisius	3 2
									162 H	Wofford	11 4
									169 A	Dayton	8 7
									188 N	Western Caro.	5 3
									220 A	UIC	10 3
									220 A	UIC	1 6
									220 A	UIC	7 1
									220 H	UIC	7 3
									220 H	UIC	11 3
									220 H	UIC	5 2
									227 H	Toledo	10 5
									238 H	Ohio	13 0
									238 H	Ohio	12 1
									261 H	Oakland	6 2
									261 H	Oakland	16 4
									261 H	Oakland	11 3
									274 H	Bowling Green	8 5
									281 H	Youngstown St.	18 8
									281 H	Youngstown St.	8 10
Non-Div. I Games: Northwestern Ohio 8 1			Cedarville 11 0			Wright St.					

RPI	S	Opponent	Score	
281	H	Youngstown St.	7	1
282	A	Northern Ky.	6	7
282	A	Northern Ky.	3	6
282	A	Northern Ky.	9	1

Wright St.

W
r
i
g
h
t
S
t
.

W
r
i
g
h
t
S
t
.

Average RPI Win:		143	WON-LOST RECORD		WINNING PCT. RANK	LAST 10 GAMES		STRENGTH OF SCHEDULE		OPP. STRENGTH OF SCHEDULE	TEAM RPI	ADJ RPI	CONF. RPI	ADJ CONF. RPI			
DIV. I ONLY			24-20-0		.54545	115	4-6-0		50	20	72	.54142	71	1	1		
DIV. I NON-CONF.			19-4-0		.82609	12	2-0-0		213	136	58	.55306	58	1	1		
TOTALS		RPI 1-25		RPI 26-50		W-L RECORDS		RPI 51-100		RPI 101-150		RPI 150+					
24-20-0		4-12-0		4-3-0		OVERALL		3-3-0		0-0-0		13-2-0					
15-10-0		2-7-0		1-0-0		HOME		2-1-0		0-0-0		10-2-0					
6-9-0		1-5-0		2-2-0		AWAY		1-2-0		0-0-0		2-0-0					
3-1-0		1-0-0		1-1-0		NEUTRAL		0-0-0		0-0-0		1-0-0					
19-4-0		1-0-0		3-1-0		NON-CONFERENCE		2-1-0		0-0-0		13-2-0					
13-3-0		0-0-0		1-0-0		HOME		2-1-0		0-0-0		10-2-0					
3-0-0		0-0-0		1-0-		AWAY		0-0-0		0-0-0		2-0-0					
3-1-0		1-0-0		1-1-0		NEUTRAL		0-0-0		0-0-0		1-0-0					
5-16-0		3-12-0		1-2-0		CONFERENCE		1-2-0		0-0-0		0-0-0					
2-7-0		2-7-0		0-0-0		HOME		0-0-0		0-0-0		0-0-0					
3-9-0		1-5-0		1-2-0		AWAY		1-2-0		0-0-0		0-0-0					
0-0-0		0-0-0		0-0-0		NEUTRAL		0-0-0		0-0-0		0-0-0					
RPI	S	Opponent		Score		RPI	S	Opponent		Score		RPI	S	Opponent		Score	
6	H	Georgia		1	6	27	N	NC State		10	8	52	A	Alabama		0	9
6	H	Georgia		7	8	31	A	Florida		4	6	52	A	Alabama		5	4
6	H	Georgia		2	4	31	A	Florida		5	9	52	A	Alabama		1	4
9	A	Tennessee		5	15	31	A	Florida		6	3	68	H	Liberty		13	7
9	A	Tennessee		3	2	35	A	Clemson		5	4	68	H	Liberty		5	6
9	A	Tennessee		3	6	35	H	Clemson		14	3	68	H	Liberty		3	2
12	H	Auburn		2	4	35	N	Clemson		5	11						
12	H	Auburn		4	0												
12	H	Auburn		5	7												
14	N	North Carolina		5	2												
18	H	Texas A&M		2	8												
18	H	Texas A&M		3	2												
18	H	Texas A&M		3	6												
24	A	Missouri		2	5												
24	A	Missouri		0	11												
24	A	Missouri		7	9												
						LAST 10 GAMES											
						52	A	Alabama		1	4	264	N	Charleston So.		10	3
						52	A	Alabama		0	9	18	H	Texas A&M		3	6
						24	A	Missouri		7	9	18	H	Texas A&M		3	2
						24	A	Missouri		0	11	18	H	Texas A&M		2	8
						24	A	Missouri		2	5	14	N	North Carolina		5	2

Non-Div. I Games:

South Carolina

Average RPI Win: 155		WON-LOST RECORD	WINNING PCT. RANK	LAST 10 GAMES	STRENGTH OF SCHEDULE	OPP. STRENGTH OF SCHEDULE	TEAM RPI	ADJ RPI	CONF. RPI	ADJ CONF. RPI	
Average RPI Loss: 94											
DIV. I ONLY		21-13-0	.61765 59	7-3-0	153	81	66	.54033 72	6	6	
DIV. I NON-CONF.		14-8-0	.63636 78	1-1-0	175	147	65	.54552 68	6	6	
<hr/>											
TOTALS		RPI 1-25	RPI 26-50		W-L RECORDS		RPI 51-100		RPI 101-150		RPI 150+
21-13-0		1-1-0	1-5-0		OVERALL		1-1-0		9-4-0		9-2-0
6-4-0		0-1-0	0-3-0		HOME		1-0-0		0-0-0		5-0-0
13-8-0		1-0-0	1-2-0		AWAY		0-1-0		9-4-0		2-1-0
2-1-0		0-0-0	0-0-0		NEUTRAL		0-0-0		0-0-0		2-1-0
14-8-0		1-1-0	0-0-0		NON-CONFERENCE		1-1-0		6-4-0		6-2-0
3-1-0		0-1-0	0-0-0		HOME		1-0-0		0-0-0		2-0-0
9-6-0		1-0-0	0-0-		AWAY		0-1-0		6-4-0		2-1-0
2-1-0		0-0-0	0-0-0		NEUTRAL		0-0-0		0-0-0		2-1-0
7-5-0		0-0-0	1-5-0		CONFERENCE		0-0-0		3-0-0		3-0-0
3-3-0		0-0-0	0-3-0		HOME		0-0-0		0-0-0		3-0-0
4-2-0		0-0-0	1-2-0		AWAY		0-0-0		3-0-0		0-0-0
0-0-0		0-0-0	0-0-0		NEUTRAL		0-0-0		0-0-0		0-0-0
RPI S	Opponent	Score	RPI S	Opponent	Score	RPI S	Opponent	Score	RPI S	Opponent	Score
25 A	Illinois	12 8	28 A	DBU	3 14	61 A	Iowa	2 4	113 A	UNLV	2 3
25 H	Illinois	2 4	28 A	DBU	2 1	61 H	Iowa	3 1	113 A	UNLV	2 4
			28 A	DBU	6 7				113 A	UNLV	8 5
			48 H	Evansville	2 4				129 A	Austin Peay	5 3
			48 H	Evansville	0 1				139 A	Missouri St.	6 5
			48 H	Evansville	4 6				139 A	Missouri St.	16 9
									139 A	Missouri St.	10 9
									142 A	UTSA	2 7
									142 A	UTSA	4 3
									142 A	UTSA	3 2
									143 A	Central Ark.	4 3
									143 A	Central Ark.	5 2
									143 A	Central Ark.	9 13
									164 H	Southern Ill.	14 4
									164 H	Southern Ill.	7 1
									164 H	Southern Ill.	8 0
									207 A	Middle Tenn.	2 1
									207 A	Middle Tenn.	0 1
									224 N	Dartmouth	10 2
									224 N	Dartmouth	2 6
									224 N	Dartmouth	6 3
									234 H	SIUE	9 6
									268 A	Western Ill.	4 1
									268 H	Western Ill.	10 0
LAST 10 GAMES											
			164 H	Southern Ill.	7 1	139 A	Missouri St.	16 9	268 A	Western Ill.	4 1
			164 H	Southern Ill.	14 4	139 A	Missouri St.	10 9	268 H	Western Ill.	10 0
			207 A	Middle Tenn.	2 1	25 H	Illinois	2 4			
			28 A	DBU	6 7	28 A	DBU	3 14			
			139 A	Missouri St.	6 5	28 A	DBU	2 1			
Non-Div. I Games:		Rowan	3 0	Robert Morris-S'fiel	10 0	Eureka	20 1	MacMurray	7 1		
		Robert Morris-S'fiel	14 2	Keystone	18 1				Bradley		

Average RPI Win: 185		WON-LOST RECORD	WINNING PCT. RANK	LAST 10 GAMES	STRENGTH OF SCHEDULE	OPP. STRENGTH OF SCHEDULE	TEAM RPI	ADJ RPI		CONF. RPI	ADJ CONF. RPI						
Average RPI Loss: 113																	
DIV. I ONLY		30-15-0	.66667	42	4-6-0	118	197	73	.53966	73	20	20					
DIV. I NON-CONF.		17-10-0	.62963	85	0-3-0	183	107	97	.52799	97	24	24					
<hr/>																	
TOTALS		RPI 1-25		RPI 26-50		W-L RECORDS		RPI 51-100		RPI 101-150		RPI 150+					
30-15-0		1-0-0		0-0-0		OVERALL		2-9-0		5-1-0		22-5-0					
19-7-0		0-0-0		0-0-0		HOME		0-3-0		5-1-0		14-3-0					
10-7-0		1-0-0		0-0-0		AWAY		1-5-0		0-0-0		8-2-0					
1-1-0		0-0-0		0-0-0		NEUTRAL		1-1-0		0-0-0		0-0-0					
17-10-0		1-0-0		0-0-0		NON-CONFERENCE		2-9-0		2-1-0		12-0-0					
10-4-0		0-0-0		0-0-0		HOME		0-3-0		2-1-0		8-0-0					
6-5-0		1-0-0		0-0-		AWAY		1-5-0		0-0-0		4-0-0					
1-1-0		0-0-0		0-0-0		NEUTRAL		1-1-0		0-0-0		0-0-0					
13-5-0		0-0-0		0-0-0		CONFERENCE		0-0-0		3-0-0		10-5-0					
9-3-0		0-0-0		0-0-0		HOME		0-0-0		3-0-0		6-3-0					
4-2-0		0-0-0		0-0-0		AWAY		0-0-0		0-0-0		4-2-0					
0-0-0		0-0-0		0-0-0		NEUTRAL		0-0-0		0-0-0		0-0-0					
RPI	S	Opponent		Score		RPI	S	Opponent		Score		RPI	S	Opponent		Score	
14	A	North Carolina		11 8								109	H	William & Mary		3 7	
						58	A	Coastal Caro.		8 10		125	H	Marist		9 3	
						63	N	Campbell		8 7		125	H	Marist		8 1	
						65	H	Virginia		2 3		133	H	Massachusetts		3 1	
						67	A	UCF		4 3		133	H	Massachusetts		7 2	
						67	A	UCF		2 8		133	H	Massachusetts		5 2	
						67	A	UCF		9 10		133	H	Massachusetts		16 3	
						82	A	Old Dominion		5 6		160	A	Richmond		4 5	
						82	H	Old Dominion		5 7		160	A	Richmond		5 8	
						85	A	Maryland		5 10		160	A	Richmond		162 A Wofford	
						85	H	Maryland		3 4		162	A	Wofford		13 3	
						85	N	Maryland		3 5		172	H	Davidson		2 3	
												172	H	Davidson		13 1	
												172	H	Davidson		7 3	
												192	H	Lafayette		7 3	
												192	H	Lafayette		7 6	
												192	H	Lafayette		6 3	
												197	H	Fordham		8 3	
												197	H	Fordham		3 0	
												197	H	Fordham		1 11	
												213	H	Cornell		6 1	
												213	H	Cornell		2 0	
												213	H	Cornell		9 3	
						160	A	Richmond		16 3		222	A	USC Upstate		7 4	
						160	A	Richmond		5 8		65	H	Virginia		2 3	
						213	H	Cornell		9 3		228	H	George Washington		9 7	
						222	A	USC Upstate		14 2		228	H	George Washington		4 3	
						222	A	USC Upstate		7 4		228	H	George Washington		1 2	

Non-Div. I Games:

VCU

RPI	S	Opponent	Score	
254	A	La Salle	11	2
254	A	La Salle	9	6
254	A	La Salle	28	4
256	H	VMI	15	2
260	H	Towson	6	0
289	A	Longwood	12	6

VCU

V
C
U

V
C
U

Average RPI Win:		140	WON-LOST RECORD		WINNING PCT. RANK	LAST 10 GAMES	STRENGTH OF SCHEDULE		OPP. STRENGTH OF SCHEDULE	TEAM RPI	ADJ RPI	CONF. RPI	ADJ CONF. RPI
Average RPI Loss:		79											
DIV. I ONLY		24-18-0			.57143 99	3-7-0	96		45	74	.53962 74	12	12
DIV. I NON-CONF.		10-11-0			.47619 158	2-4-0	38		1	89	.53161 89	13	13
TOTALS		RPI 1-25	RPI 26-50		W-L RECORDS		RPI 51-100		RPI 101-150		RPI 150+		
24-18-0		1-3-0	3-6-0		OVERALL		4-3-0		4-4-0		12-2-0		
13-6-0		1-1-0	2-2-0		HOME		4-2-0		3-1-0		3-0-0		
9-9-0		0-1-0	0-2-0		AWAY		0-1-0		1-3-0		8-2-0		
2-3-0		0-1-0	1-2-0		NEUTRAL		0-0-0		0-0-0		1-0-0		
10-11-0		1-3-0	3-6-0		NON-CONFERENCE		0-1-0		4-1-0		2-0-0		
6-4-0		1-1-0	2-2-0		HOME		0-0-0		3-1-0		0-0-0		
2-4-0		0-1-0	0-0-		AWAY		0-1-0		1-0-0		1-0-0		
2-3-0		0-1-0	1-2-0		NEUTRAL		0-0-0		0-0-0		1-0-0		
14-7-0		0-0-0	0-0-0		CONFERENCE		4-2-0		0-3-0		10-2-0		
7-2-0		0-0-0	0-0-0		HOME		4-2-0		0-0-0		3-0-0		
7-5-0		0-0-0	0-0-0		AWAY		0-0-0		0-3-0		7-2-0		
0-0-0		0-0-0	0-0-0		NEUTRAL		0-0-0		0-0-0		0-0-0		
RPI S	Opponent	Score	RPI S	Opponent	Score	RPI S	Opponent	Score	RPI S	Opponent	Score		
4 N	Mississippi St.	4 5	26 H	UConn	4 9	57 A	Louisiana Tech	0 7	124 A	Rice	10 9		
18 H	Texas A&M	5 15	26 H	UConn	8 5	96 H	McNeese	5 4	124 H	Rice	5 11		
22 A	Baylor	6 9	26 H	UConn	6 5	96 H	McNeese	3 4	134 H	Louisiana	7 5		
22 H	Baylor	8 7	37 N	Nebraska	11 10	96 H	McNeese	6 3	134 H	Louisiana	9 8		
			43 A	Houston	1 2	97 H	Incarnate Word	2 8	134 H	Louisiana	9 2		
			43 H	Houston	7 12	97 H	Incarnate Word	10 4	143 A	Central Ark.	2 6		
			43 N	Houston	3 9	97 H	Incarnate Word	13 8	143 A	Central Ark.	1 4		
			45 N	Virginia Tech	2 3				143 A	Central Ark.	1 6		
			49 A	Texas	3 10				153 A	SFA	6 3		
									153 A	SFA	4 2		
									153 A	SFA	7 12		
									168 A	New Orleans	6 2		
									168 A	New Orleans	4 6		
									168 A	New Orleans	8 2		
									198 H	Lamar University	15 6		
									198 H	Lamar University	6 5		
									198 H	Lamar University	8 4		
									212 A	Houston Baptist	6 3		
									212 A	Houston Baptist	17 5		
									212 A	Houston Baptist	7 4		
									225 A	Stetson	4 3		
									230 N	Manhattan	12 7		
LAST 10 GAMES													
	153 A	SFA	7	12		26 H	UConn	4	9				
	198 H	Lamar University	6	5		26 H	UConn	8	5				
	198 H	Lamar University	8	4		43 N	Houston	3	9				
	18 H	Texas A&M	5	15		143 A	Central Ark.	2	6				
	26 H	UConn	6	5		143 A	Central Ark.	1	4				

Non-Div. I Games:

Sam Houston St.

Average RPI Win: 125		WON-LOST RECORD		WINNING PCT. RANK		LAST 10 GAMES		STRENGTH OF SCHEDULE		OPP. STRENGTH OF SCHEDULE		TEAM RPI		ADJ RPI		CONF. RPI		ADJ CONF. RPI					
DIV. I ONLY		16-22-0		.42105 210		4-6-0		20		53		75		.53926 75		7		7					
DIV. I NON-CONF.		8-15-0		.34783 218		2-2-0		60		26		145		.50294 145		7		7					
TOTALS		RPI 1-25		RPI 26-50		W-L RECORDS		RPI 51-100		RPI 101-150		RPI 150+											
16-22-0		1-4-0		6-11-0		OVERALL		1-5-0		0-0-0		8-2-0											
6-5-0		1-2-0		3-3-0		HOME		0-0-0		0-0-0		2-0-0											
9-11-0		0-0-0		2-7-0		AWAY		1-3-0		0-0-0		6-1-0											
1-6-0		0-2-0		1-1-0		NEUTRAL		0-2-0		0-0-0		0-1-0											
8-15-0		0-2-0		3-8-0		NON-CONFERENCE		0-3-0		0-0-0		5-2-0											
3-2-0		0-0-0		1-2-0		HOME		0-0-0		0-0-0		2-0-0											
4-7-0		0-0-0		1-0-		AWAY		0-1-0		0-0-0		3-1-0											
1-6-0		0-2-0		1-1-0		NEUTRAL		0-2-0		0-0-0		0-1-0											
8-7-0		1-2-0		3-3-0		CONFERENCE		1-2-0		0-0-0		3-0-0											
3-3-0		1-2-0		2-1-0		HOME		0-0-0		0-0-0		0-0-0											
5-4-0		0-0-0		1-2-0		AWAY		1-2-0		0-0-0		3-0-0											
0-0-0		0-0-0		0-0-0		NEUTRAL		0-0-0		0-0-0		0-0-0											
RPI	S	Opponent		Score		RPI	S	Opponent		Score		RPI	S	Opponent		Score							
11	N	Oregon St.		1	2	27	A	NC State		4	5	54	A	Michigan		3	5	157	N	New Mexico	1	11	
11	N	Oregon St.		1	13	27	A	NC State		4	8	54	A	Michigan		6	4	174	H	South Dakota St.	5	1	
25	H	Illinois		5	4	27	A	NC State		2	3	54	A	Michigan		0	8	176	A	Penn St.	8	6	
25	H	Illinois		3	13	28	A	DBU		9	7	59	A	Pepperdine		12	13	176	A	Penn St.	5	1	
25	H	Illinois		2	4	28	A	DBU		5	7	60	N	Washington		5	7	176	A	Penn St.	7	5	
						28	A	DBU		0	9	83	N	San Diego		5	6	242	H	North Dakota St.	4	3	
						29	A	Indiana		1	7							245	A	Long Beach St.	4	6	
						29	A	Indiana		7	3							245	A	Long Beach St.	6	2	
						29	A	Indiana		6	7							245	A	Long Beach St.	19	6	
						36	H	Oklahoma		1	2							265	A	Seattle U	3	2	
						36	H	Oklahoma		2	5												
						36	H	Oklahoma		8	1												
						37	H	Nebraska		1	10												
						37	H	Nebraska		5	2												
						37	H	Nebraska		3	2												
						47	N	Gonzaga		8	5												
						47	N	Gonzaga		5	6												
						LAST 10 GAMES																	
						27	A	NC State		4	8	36	H	Oklahoma		2	5						
						27	A	NC State		2	3	36	H	Oklahoma		1	2						
						29	A	Indiana		1	7	36	H	Oklahoma		8	1						
						29	A	Indiana		6	7	174	H	South Dakota St.		5	1						
						29	A	Indiana		7	3	25	H	Illinois		3	13						

Non-Div. I Games: Augsburg 9 3 St. Scholastica 14 4

Minnesota

Average RPI Win:		141	WON-LOST RECORD		WINNING PCT. RANK	LAST 10 GAMES		STRENGTH OF SCHEDULE		OPP. STRENGTH OF SCHEDULE	TEAM RPI	ADJ RPI	CONF. RPI	ADJ CONF. RPI					
Average RPI Loss:		97																	
DIV. I ONLY			24-20-0		.54545	115	7-3-0		64	103	76	.5366	76	12	12				
DIV. I NON-CONF.			9-13-0		.40909	194	1-0-0		51	32	127	.51144	127	13	13				
TOTALS		RPI 1-25		RPI 26-50		W-L RECORDS		RPI 51-100		RPI 101-150		RPI 150+							
24-20-0		1-4-0		0-0-0		OVERALL		4-5-0		7-7-0		12-4-0							
12-10-0		0-0-0		0-0-0		HOME		2-5-0		5-4-0		5-1-0							
12-10-0		1-4-0		0-0-0		AWAY		2-0-0		2-3-0		7-3-0							
0-0-0		0-0-0		0-0-0		NEUTRAL		0-0-0		0-0-0		0-0-0							
9-13-0		1-4-0		0-0-0		NON-CONFERENCE		1-4-0		6-5-0		1-0-0							
5-6-0		0-0-0		0-0-0		HOME		0-4-0		4-2-0		1-0-0							
4-7-0		1-4-0		0-0-		AWAY		1-0-0		2-3-0		0-0-0							
0-0-0		0-0-0		0-0-0		NEUTRAL		0-0-0		0-0-0		0-0-0							
15-7-0		0-0-0		0-0-0		CONFERENCE		3-1-0		1-2-0		11-4-0							
7-4-0		0-0-0		0-0-0		HOME		2-1-0		1-2-0		4-1-0							
8-3-0		0-0-0		0-0-0		AWAY		1-0-0		0-0-0		7-3-0							
0-0-0		0-0-0		0-0-0		NEUTRAL		0-0-0		0-0-0		0-0-0							
RPI	S	Opponent		Score		RPI	S	Opponent		Score		RPI	S	Opponent		Score			
4	A	Mississippi St.		0	12			57	H	Louisiana Tech		11	15	104	A	South Alabama		1	0
15	A	LSU		5	6			57	H	Louisiana Tech		8	13	115	H	Stony Brook		7	2
23	A	Oklahoma St.		1	5			57	H	Louisiana Tech		8	12	115	H	Stony Brook		4	7
23	A	Oklahoma St.		5	3			81	A	Tulane		10	3	115	H	Stony Brook		8	0
23	A	Oklahoma St.		0	9			81	H	Tulane		14	15	116	A	Troy		2	5
								95	H	Northwestern St.		1	3	116	A	Troy		3	8
								95	H	Northwestern St.		8	1	116	A	Troy		19	4
								95	H	Northwestern St.		5	3	134	A	Louisiana		2	8
								96	A	McNeese		12	3	134	H	Louisiana		8	9
														135	H	La.-Monroe		7	1
														135	H	La.-Monroe		10	3
														143	H	Central Ark.		3	2
														143	H	Central Ark.		2	3
														143	H	Central Ark.		1	3
														151	A	A&M-Corpus Christi		3	0
														151	A	A&M-Corpus Christi		12	2
														151	A	A&M-Corpus Christi		3	5
														153	A	SFA		2	4
														153	A	SFA		11	3
														153	A	SFA		5	1
														154	A	Nicholls St.		11	1
														154	H	Nicholls St.		3	1
														154	H	Nicholls St.		1	4
														168	A	New Orleans		7	6
														168	A	New Orleans		7	1
														168	A	New Orleans		4	7
														196	H	Abilene Christian		14	1
				LAST 10 GAMES															
				168	A	New Orleans		4	7	151	A	A&M-Corpus Christi		3	5				
				168	A	New Orleans		7	6	151	A	A&M-Corpus Christi		12	2				
				143	H	Central Ark.		3	2	151	A	A&M-Corpus Christi		3	0				
				116	A	Troy		19	4	81	A	Tulane		10	3				
				116	A	Troy		3	8	154	A	Nicholls St.		11	1				

Non-Div. I Games:

Southeastern La.

RPI	S	Opponent	Score	
196	H	Abilene Christian	12	9
196	H	Abilene Christian	8	3
294	H	Alcorn	13	3

Southeastern La.

S
o
u
t
h
e
a
s
t
e
r
n
L
a
.

S
o
u
t
h
e
a
s
t
e
r
n
L
a
.

Average RPI Win: 149		WON-LOST RECORD		WINNING PCT. RANK		LAST 10 GAMES		STRENGTH OF SCHEDULE		OPP. STRENGTH OF SCHEDULE		TEAM RPI		ADJ RPI		CONF. RPI		ADJ CONF. RPI	
Average RPI Loss: 86		26-18-0		.59091 78		4-6-0		131		61		77		.53648 77		8		8	
DIV. I ONLY		13-10-0		.56522 115		2-1-0		139		12		95		.52909 95		10		10	
DIV. I NON-CONF.																			
TOTALS		RPI 1-25		RPI 26-50		W-L RECORDS		RPI 51-100		RPI 101-150		RPI 150+							
26-18-0		1-3-0		0-3-0		OVERALL		7-6-0		6-3-0		12-3-0							
15-6-0		1-2-0		0-0-0		HOME		4-1-0		0-0-0		10-3-0							
11-12-0		0-1-0		0-3-0		AWAY		3-5-0		6-3-0		2-0-0							
0-0-0		0-0-0		0-0-0		NEUTRAL		0-0-0		0-0-0		0-0-0							
13-10-0		1-3-0		0-3-0		NON-CONFERENCE		3-1-0		2-1-0		7-2-0							
8-4-0		1-2-0		0-0-0		HOME		2-0-0		0-0-0		5-2-0							
5-6-0		0-1-0		0-0-		AWAY		1-1-0		2-1-0		2-0-0							
0-0-0		0-0-0		0-0-0		NEUTRAL		0-0-0		0-0-0		0-0-0							
13-8-0		0-0-0		0-0-0		CONFERENCE		4-5-0		4-2-0		5-1-0							
7-2-0		0-0-0		0-0-0		HOME		2-1-0		0-0-0		5-1-0							
6-6-0		0-0-0		0-0-0		AWAY		2-4-0		4-2-0		0-0-0							
0-0-0		0-0-0		0-0-0		NEUTRAL		0-0-0		0-0-0		0-0-0							
RPI	S	Opponent		Score		RPI	S	Opponent		Score		RPI	S	Opponent		Score			
1	A	UCLA		0	5	39	A	Oregon		3	4	51	H	UC Irvine		7	3		
1	H	UCLA		4	9	39	A	Oregon		6	7	59	A	Pepperdine		0	5		
13	H	UC Santa Barbara		2	7	39	A	Oregon		0	6	59	A	Pepperdine		5	1		
13	H	UC Santa Barbara		9	7							59	A	Pepperdine		0	2		
												69	A	San Diego St.		2	4		
												69	H	San Diego St.		5	1		
												83	A	Saint Mary's (CA)		4	6		
												83	A	Saint Mary's (CA)		5	4		
												83	A	Saint Mary's (CA)		0	5		
												83	H	San Diego		3	2		
												83	H	San Diego		10	4		
												83	H	San Diego		8	11		
												91	A	Southern California		14	5		
												105	A	San Francisco		2	1		
												105	A	San Francisco		2	3		
												105	A	San Francisco		6	5		
												134	A	Louisiana		7	3		
												134	A	Louisiana		4	1		
												134	A	Louisiana		0	5		
												138	A	Portland		3	5		
												138	A	Portland		2	1		
												138	A	Portland		10	3		
												155	H	Pacific		7	1		
												155	H	Pacific		2	5		
												155	H	Pacific		6	5		
												180	A	UC Riverside		5	1		
												180	H	UC Riverside		5	4		
												199	H	Saint Louis		1	7		
												199	H	Saint Louis		7	5		
												199	H	Saint Louis		3	1		
												202	H	Washington St.		3	2		
												240	H	CSU Bakersfield		8	3		
												245	A	Long Beach St.		6	5		
												245	H	Long Beach St.		2	4		
												276	H	Santa Clara		7	3		
												276	H	Santa Clara		6	5		
												276	H	Santa Clara		2	1		
				LAST 10 GAMES															
				13	H	UC Santa Barbara		2	7	245	H	Long Beach St.		2	4	276	H	Santa Clara	
				245	A	Long Beach St.		6	5	83	A	Saint Mary's (CA)		4	6	276	H	Santa Clara	
				59	A	Pepperdine		5	1	83	A	Saint Mary's (CA)		5	4				
				59	A	Pepperdine		0	5	83	A	Saint Mary's (CA)		0	5				
				59	A	Pepperdine		0	2	180	H	UC Riverside		5	4				

Non-Div. I Games:

LMU (CA)

Average RPI Win:		115	WON-LOST RECORD		WINNING PCT. RANK		LAST 10 GAMES		STRENGTH OF SCHEDULE		OPP. STRENGTH OF SCHEDULE		TEAM RPI		ADJ RPI		CONF. RPI		ADJ CONF. RPI					
DIV. I ONLY			21-24-0		.46667		177		6-4-0		25		89		78		.53583		78		2		2	
DIV. I NON-CONF.			15-15-0		.5		141		2-0-0		30		173		81		.53544		81		2		2	
TOTALS		RPI 1-25		RPI 26-50				W-L RECORDS				RPI 51-100				RPI 101-150				RPI 150+				
21-24-0		2-8-0		4-4-0				OVERALL				5-6-0				3-3-0				7-3-0				
11-10-0		1-2-0		1-3-0				HOME				5-4-0				0-0-0				4-1-0				
7-12-0		1-6-0		3-1-0				AWAY				0-1-0				0-2-0				3-2-0				
3-2-0		0-0-0		0-0-0				NEUTRAL				0-1-0				3-1-0				0-0-0				
15-15-0		1-3-0		1-1-0				NON-CONFERENCE				3-5-0				3-3-0				7-3-0				
7-5-0		0-0-0		0-1-0				HOME				3-3-0				0-0-0				4-1-0				
5-8-0		1-3-0		1-0-				AWAY				0-1-0				0-2-0				3-2-0				
3-2-0		0-0-0		0-0-0				NEUTRAL				0-1-0				3-1-0				0-0-0				
6-9-0		1-5-0		3-3-0				CONFERENCE				2-1-0				0-0-0				0-0-0				
4-5-0		1-2-0		1-2-0				HOME				2-1-0				0-0-0				0-0-0				
2-4-0		0-3-0		2-1-0				AWAY				0-0-0				0-0-0				0-0-0				
0-0-0		0-0-0		0-0-0				NEUTRAL				0-0-0				0-0-0				0-0-0				
RPI	S	Opponent		Score		RPI	S	Opponent		Score		RPI	S	Opponent		Score		RPI	S	Opponent		Score		
16	H	Texas Tech		5	4	36	H	Oklahoma		5	2	62	N	Fresno St.		3	11	105	N	San Francisco		7	0	
16	H	Texas Tech		4	11	36	H	Oklahoma		4	8	69	A	San Diego St.		7	10	105	N	San Francisco		1	3	
16	H	Texas Tech		3	4	36	H	Oklahoma		3	6	82	H	Old Dominion		0	5	105	N	San Francisco		11	5	
20	A	Creighton		1	11	37	A	Nebraska		5	0	82	H	Old Dominion		6	2	117	A	Wichita St.		5	8	
20	A	Creighton		0	4	37	H	Nebraska		0	7	82	H	Old Dominion		2	8	119	N	Utah		6	4	
20	A	Creighton		9	2	49	A	Texas		2	10	87	H	TCU		1	8	137	A	California Baptist		6	7	
23	A	Oklahoma St.		4	8	49	A	Texas		6	4	87	H	TCU		7	4	161	H	Canisius		3	15	
23	A	Oklahoma St.		4	5	49	A	Texas		2	0	87	H	TCU		11	10	161	H	Canisius		6	5	
23	A	Oklahoma St.		4	11							99	H	UTRGV		5	6	185	A	CSUN		11	5	
24	A	Missouri		2	17							99	H	UTRGV		7	1	185	A	CSUN		2	4	
												99	H	UTRGV		3	1	185	A	CSUN		8	10	
																		185	A	CSUN		6	5	
																		204	A	Omaha		9	2	
																		204	H	Omaha		7	2	
																		248	H	Northern Ill.		9	6	
																		248	H	Northern Ill.		8	3	

Average RPI Win: 124		WON-LOST	WINNING	LAST 10	STRENGTH OF		OPP. STRENGTH	TEAM	ADJ		CONF.	ADJ CONF.			
Average RPI Loss: 59		RECORD	PCT. RANK	GAMES	SCHEDULE		OF SCHEDULE	RPI	RPI		RPI	RPI			
DIV. I ONLY		19-23-0	.45238	190	2-8-0		13	60	79	.53578	79	4	4		
DIV. I NON-CONF.		12-9-0	.57143	111	0-2-0		85	145	115	.51895	115	3	3		
TOTALS		RPI 1-25	RPI 26-50		W-L RECORDS		RPI 51-100		RPI 101-150		RPI 150+				
19-23-0		1-8-0	2-7-0		OVERALL		5-2-0		7-4-0		4-2-0				
15-9-0		0-0-0	1-2-0		HOME		5-1-0		5-4-0		4-2-0				
4-14-0		1-8-0	1-5-0		AWAY		0-1-0		2-0-0		0-0-0				
0-0-0		0-0-0	0-0-0		NEUTRAL		0-0-0		0-0-0		0-0-0				
12-9-0		0-0-0	1-2-0		NON-CONFERENCE		2-2-0		5-3-0		4-2-0				
9-6-0		0-0-0	0-0-0		HOME		2-1-0		3-3-0		4-2-0				
3-3-0		0-0-0	1-0-		AWAY		0-1-0		2-0-0		0-0-0				
0-0-0		0-0-0	0-0-0		NEUTRAL		0-0-0		0-0-0		0-0-0				
7-14-0		1-8-0	1-5-0		CONFERENCE		3-0-0		2-1-0		0-0-0				
6-3-0		0-0-0	1-2-0		HOME		3-0-0		2-1-0		0-0-0				
1-11-0		1-8-0	0-3-0		AWAY		0-0-0		0-0-0		0-0-0				
0-0-0		0-0-0	0-0-0		NEUTRAL		0-0-0		0-0-0		0-0-0				
RPI	S	Opponent	Score	RPI	S	Opponent	Score	RPI	S	Opponent	Score	RPI	S	Opponent	Score
1	A	UCLA	5 10	40	H	California	3 7	60	H	Washington	14 2	112	H	New Mexico St.	14 10
1	A	UCLA	10 12	40	H	California	7 10	60	H	Washington	9 3	112	H	New Mexico St.	13 15
1	A	UCLA	1 3	40	H	California	4 2	60	H	Washington	7 4	119	H	Utah	10 21
11	A	Oregon St.	4 8	42	A	Arizona St.	2 8	69	A	San Diego St.	4 6	119	H	Utah	8 0
11	A	Oregon St.	3 15	42	A	Arizona St.	3 8	89	H	Col. of Charleston	7 5	119	H	Utah	18 7
11	A	Oregon St.	3 9	42	A	Arizona St.	16 17	89	H	Col. of Charleston	7 5	124	A	Rice	16 5
19	A	Stanford	6 3	43	A	Houston	7 9	89	H	Col. of Charleston	6 10	126	A	Grand Canyon	14 13
19	A	Stanford	3 13	43	A	Houston	1 2					126	H	Grand Canyon	9 11
19	A	Stanford	5 13	43	A	Houston	9 4					131	H	Milwaukee	12 11
												131	H	Milwaukee	4 10
												131	H	Milwaukee	14 6
												157	H	New Mexico	4 5
												187	H	Michigan St.	5 9
												258	H	UMass Lowell	20 5
												258	H	UMass Lowell	18 4
												258	H	UMass Lowell	12 4
												258	H	UMass Lowell	19 4
LAST 10 GAMES															
				258	H	UMass Lowell	19 4	126	H	Grand Canyon	9 11				
				112	H	New Mexico St.	13 15	11	A	Oregon St.	3 9				
				19	A	Stanford	5 13	11	A	Oregon St.	3 15				
				19	A	Stanford	3 13	11	A	Oregon St.	4 8				
				19	A	Stanford	6 3	40	H	California	4 2				

Non-Div. I Games:

Arizona

Average RPI Win:		148	WON-LOST RECORD		WINNING PCT. RANK		LAST 10 GAMES		STRENGTH OF SCHEDULE		OPP. STRENGTH OF SCHEDULE		TEAM RPI		ADJ RPI		CONF. RPI		ADJ CONF. RPI				
Average RPI Loss:		107																					
DIV. I ONLY			28-18-0		.6087 68		5-5-0		139		79		80		.53577 80		10		10				
DIV. I NON-CONF.			14-11-0		.56 121		1-2-0		102		82		73		.54014 73		8		8				
TOTALS		RPI 1-25		RPI 26-50		W-L RECORDS		RPI 51-100		RPI 101-150		RPI 150+											
28-18-0		1-1-0		1-2-0		OVERALL		4-5-0		11-3-0		11-7-0											
13-8-0		1-0-0		0-1-0		HOME		2-2-0		8-3-0		2-2-0											
15-9-0		0-1-0		1-1-0		AWAY		2-2-0		3-0-0		9-5-0											
0-1-0		0-0-0		0-0-0		NEUTRAL		0-1-0		0-0-0		0-0-0											
14-11-0		1-1-0		1-2-0		NON-CONFERENCE		3-3-0		1-1-0		8-4-0											
5-4-0		1-0-0		0-1-0		HOME		1-0-0		1-1-0		2-2-0											
9-6-0		0-1-0		1-0-		AWAY		2-2-0		0-0-0		6-2-0											
0-1-0		0-0-0		0-0-0		NEUTRAL		0-1-0		0-0-0		0-0-0											
14-7-0		0-0-0		0-0-0		CONFERENCE		1-2-0		10-2-0		3-3-0											
8-4-0		0-0-0		0-0-0		HOME		1-2-0		7-2-0		0-0-0											
6-3-0		0-0-0		0-0-0		AWAY		0-0-0		3-0-0		3-3-0											
0-0-0		0-0-0		0-0-0		NEUTRAL		0-0-0		0-0-0		0-0-0											
RPI	S	Opponent		Score		RPI	S	Opponent		Score		RPI	S	Opponent		Score		RPI	S	Opponent		Score	
18	A	Texas A&M		5	10	28	A	DBU		9	0	64	H	Ga. Southern		3	5	104	H	South Alabama		11	5
22	H	Baylor		2	1	28	H	DBU		1	7	64	H	Ga. Southern		8	15	104	H	South Alabama		6	3
						36	A	Oklahoma		1	9	64	H	Ga. Southern		12	5	104	H	South Alabama		9	7
												87	A	TCU		2	3	107	H	Little Rock		7	9
												87	H	TCU		6	3	107	H	Little Rock		3	13
												87	N	TCU		3	5	107	H	Little Rock		11	1
												97	A	Incarnate Word		2	6	117	H	Wichita St.		5	2
												97	A	Incarnate Word		7	3	117	H	Wichita St.		6	8
												97	A	Incarnate Word		3	2	132	A	Arkansas St.		9	3
																		132	A	Arkansas St.		5	3
																		132	A	Arkansas St.		4	3
																		134	H	Louisiana		7	3
																		134	H	Louisiana		9	5
																		134	H	Louisiana		9	8
																		151	A	A&M-Corpus Christi		7	3
																		151	A	A&M-Corpus Christi		3	9
																		151	A	A&M-Corpus Christi		1	5
																		151	A	A&M-Corpus Christi		10	9
																		152	A	Appalachian St.		7	9
																		152	A	Appalachian St.		0	6
																		152	A	Appalachian St.		4	8
																		153	H	SFA		9	11
																		153	H	SFA		9	8
																		196	A	Abilene Christian		2	0
																		196	H	Abilene Christian		2	4
																		229	A	Georgia St.		4	2
																		229	A	Georgia St.		4	3
LAST 10 GAMES																							
																		152	A	Appalachian St.		0	6
																		152	A	Appalachian St.		7	9
																		28	H	DBU		1	7
																		152	A	Appalachian St.		4	8
																		18	A	Texas A&M		5	10

Non-Div. I Games:

UT Arlington

RPI	S	Opponent	Score	
229	A	Georgia St.	14	6
265	A	Seattle U	2	1
265	A	Seattle U	6	5
265	A	Seattle U	3	1
291	H	Ark.-Pine Bluff	10	2

UT Arlington

U
T
A
r
l
i
n
g
t
o
n

U
T
A
r
l
i
n
g
t
o
n

Average RPI Win:		153	WON-LOST RECORD		WINNING PCT. RANK		LAST 10 GAMES		STRENGTH OF SCHEDULE		OPP. STRENGTH OF SCHEDULE		TEAM RPI		ADJ RPI		CONF. RPI		ADJ CONF. RPI	
DIV. I ONLY			27-17-0		.61364 61		4-6-0		101		79		81		.5357 81		5		5	
DIV. I NON-CONF.			18-12-0		.6 93		0-3-0		137		123		131		.5097 130		5		5	
TOTALS		RPI 1-25		RPI 26-50		W-L RECORDS		RPI 51-100		RPI 101-150		RPI 150+								
27-17-0		2-7-0		0-0-0		OVERALL		4-2-0		7-3-0		14-5-0								
19-9-0		1-5-0		0-0-0		HOME		1-1-0		6-1-0		11-2-0								
6-7-0		1-2-0		0-0-0		AWAY		3-1-0		1-2-0		1-2-0								
2-1-0		0-0-0		0-0-0		NEUTRAL		0-0-0		0-0-0		2-1-0								
18-12-0		1-5-0		0-0-0		NON-CONFERENCE		2-1-0		1-1-0		14-5-0								
14-8-0		1-5-0		0-0-0		HOME		1-1-0		1-0-0		11-2-0								
2-3-0		0-0-0		0-0-		AWAY		1-0-0		0-1-0		1-2-0								
2-1-0		0-0-0		0-0-0		NEUTRAL		0-0-0		0-0-0		2-1-0								
9-5-0		1-2-0		0-0-0		CONFERENCE		2-1-0		6-2-0		0-0-0								
5-1-0		0-0-0		0-0-0		HOME		0-0-0		5-1-0		0-0-0								
4-4-0		1-2-0		0-0-0		AWAY		2-1-0		1-1-0		0-0-0								
0-0-0		0-0-0		0-0-0		NEUTRAL		0-0-0		0-0-0		0-0-0								
RPI	S	Opponent		Score		RPI	S	Opponent		Score		RPI	S	Opponent		Score				
5	A	East Carolina		2 8				76	A	Southeastern La. 15 14		108	H	South Fla.		20 11				
5	A	East Carolina		0 14				76	H	Southeastern La. 3 10		108	H	South Fla.		9 2				
5	A	East Carolina		9 8				96	H	McNeese 9 3		108	H	South Fla.		6 4				
13	H	UC Santa Barbara		4 7				100	A	Cincinnati 6 7		114	A	Memphis		8 11				
13	H	UC Santa Barbara		7 8				100	A	Cincinnati 8 1		114	A	Memphis		20 5				
13	H	UC Santa Barbara		6 16				100	A	Cincinnati 19 4		117	H	Wichita St.		12 6				
21	H	Ole Miss		13 12								117	H	Wichita St.		8 4				
21	H	Ole Miss		4 6								117	H	Wichita St.		11 12				
21	H	Ole Miss		3 6								134	A	Louisiana		6 7				
												134	H	Louisiana		7 3				
												154	A	Nicholls St.		7 4				
												168	A	New Orleans		7 8				
												168	A	New Orleans		10 15				
												168	H	New Orleans		9 14				
												179	N	Army West Point		6 7				
												180	H	UC Riverside		10 0				
												180	H	UC Riverside		10 1				
												180	H	UC Riverside		1 10				
												198	H	Lamar University		9 1				
												198	H	Lamar University		22 10				
												212	H	Houston Baptist		3 1				
												212	H	Houston Baptist		3 2				
												212	H	Houston Baptist		6 2				
												224	N	Dartmouth		5 1				
												228	H	George Washington		16 6				
												228	H	George Washington		7 6				
												228	H	George Washington		3 2				
LAST 10 GAMES																				
117	H	Wichita St.		8 4		5	A	East Carolina		9 8		212	H	Houston Baptist		6 2				
117	H	Wichita St.		12 6		5	A	East Carolina		2 8		224	N	Dartmouth		5 1				
100	A	Cincinnati		8 1		5	A	East Carolina		0 14		228	H	George Washington		16 6				
100	A	Cincinnati		19 4		76	H	Southeastern La.		3 10		228	H	George Washington		7 6				
168	H	New Orleans		9 14		114	A	Memphis		20 5		228	H	George Washington		3 2				

Non-Div. I Games:

Tulane

RPI	S	Opponent	Score	
231	N	Saint Joseph's	12	7
246	H	Texas Southern	13	1

Tulane

T
u
l
a
n
e

T
u
l
a
n
e

Average RPI Win:		141	WON-LOST RECORD		WINNING PCT. RANK		LAST 10 GAMES		STRENGTH OF SCHEDULE		OPP. STRENGTH OF SCHEDULE		TEAM RPI		ADJ RPI		CONF. RPI		ADJ CONF. RPI	
DIV. I ONLY			27-17-0		.61364 61		7-3-0		120		66		82		.53498 82		11		11	
DIV. I NON-CONF.			18-5-0		.78261 18		2-1-0		109		78		36		.57475 36		11		11	
TOTALS		RPI 1-25		RPI 26-50		W-L RECORDS		RPI 51-100		RPI 101-150		RPI 150+								
27-17-0		0-1-0		3-4-0		OVERALL		5-2-0		8-6-0		11-4-0								
17-9-0		0-1-0		1-0-0		HOME		2-0-0		5-5-0		9-3-0								
10-8-0		0-0-0		2-4-0		AWAY		3-2-0		3-1-0		2-1-0								
0-0-0		0-0-0		0-0-0		NEUTRAL		0-0-0		0-0-0		0-0-0								
18-5-0		0-1-0		1-0-0		NON-CONFERENCE		5-2-0		6-2-0		6-0-0								
14-3-0		0-1-0		1-0-0		HOME		2-0-0		5-2-0		6-0-0								
4-2-0		0-0-0		0-0-		AWAY		3-2-0		1-0-0		0-0-0								
0-0-0		0-0-0		0-0-0		NEUTRAL		0-0-0		0-0-0		0-0-0								
9-12-0		0-0-0		2-4-0		CONFERENCE		0-0-0		2-4-0		5-4-0								
3-6-0		0-0-0		0-0-0		HOME		0-0-0		0-3-0		3-3-0								
6-6-0		0-0-0		2-4-0		AWAY		0-0-0		2-1-0		2-1-0								
0-0-0		0-0-0		0-0-0		NEUTRAL		0-0-0		0-0-0		0-0-0								
RPI	S	Opponent		Score		RPI	S	Opponent		Score		RPI	S	Opponent		Score				
5	H	East Carolina		7	10	38	A	Southern Miss.		4	14	63	H	Campbell		4	3			
						38	A	Southern Miss.		0	11	65	A	Virginia		2	4			
						38	A	Southern Miss.		0	9	73	A	VCU		7	5			
						45	H	Virginia Tech		3	2	73	H	VCU		6	5			
						50	A	Fla. Atlantic		7	8	78	A	Kansas St.		2	6			
						50	A	Fla. Atlantic		12	6	78	A	Kansas St.		5	0			
						50	A	Fla. Atlantic		7	2	78	A	Kansas St.		8	2			
						LAST 10 GAMES														
						124	H	Rice		2	11	50	A	Fla. Atlantic		7	8			
						124	H	Rice		10	14	50	A	Fla. Atlantic		12	6			
						136	H	High Point		4	5	50	A	Fla. Atlantic		7	2			
						136	H	High Point		7	0	5	H	East Carolina		7	10			
						45	H	Virginia Tech		3	2	156	H	FIU		7	2			

Non-Div. I Games:

Old Dominion

RPI	S	Opponent	Score	
256	H	VMI	5	0
262	H	Norfolk St.	11	0

Old Dominion

O
l
d
D
o
m
i
n
i
o
n

O
l
d
D
o
m
i
n
i
o
n

Average RPI Win:	117	WON-LOST	WINNING	LAST 10	STRENGTH OF	OPP. STRENGTH	TEAM	ADJ	CONF.	ADJ CONF.	
Average RPI Loss:	90	RECORD	PCT. RANK	GAMES	SCHEDULE	OF SCHEDULE	RPI	RPI	RPI	RPI	
DIV. I ONLY	26-19-0	.57778	91	5-5-0	67	98	83	.53426	83	8	8
DIV. I NON-CONF.	16-8-0	.66667	57	1-2-0	166	86	91	.53062	91	10	10
<hr/>											
TOTALS	RPI 1-25	RPI 26-50		W-L RECORDS		RPI 51-100		RPI 101-150		RPI 150+	
26-19-0	0-0-0	4-5-0		OVERALL		8-8-0		8-4-0		6-2-0	
16-11-0	0-0-0	2-2-0		HOME		3-3-0		7-4-0		4-2-0	
7-8-0	0-0-0	1-3-0		AWAY		3-5-0		1-0-0		2-0-0	
3-0-0	0-0-0	1-0-0		NEUTRAL		2-0-0		0-0-0		0-0-0	
<hr/>											
16-8-0	0-0-0	1-2-0		NON-CONFERENCE		5-2-0		4-2-0		6-2-0	
9-6-0	0-0-0	0-1-0		HOME		2-1-0		3-2-0		4-2-0	
4-2-0	0-0-0	0-0-		AWAY		1-1-0		1-0-0		2-0-0	
3-0-0	0-0-0	1-0-0		NEUTRAL		2-0-0		0-0-0		0-0-0	
<hr/>											
10-11-0	0-0-0	3-3-0		CONFERENCE		3-6-0		4-2-0		0-0-0	
7-5-0	0-0-0	2-1-0		HOME		1-2-0		4-2-0		0-0-0	
3-6-0	0-0-0	1-2-0		AWAY		2-4-0		0-0-0		0-0-0	
0-0-0	0-0-0	0-0-0		NEUTRAL		0-0-0		0-0-0		0-0-0	
<hr/>											
RPI S	Opponent	Score	RPI S	Opponent	Score	RPI S	Opponent	Score	RPI S	Opponent	Score
			29 N	Indiana	5 3	51 A	UC Irvine	7 17	105 H	San Francisco	10 3
			32 H	BYU	6 5	58 N	Coastal Caro.	8 5	105 H	San Francisco	6 4
			32 H	BYU	15 5	59 H	Pepperdine	7 8	105 H	San Francisco	4 10
			32 H	BYU	4 17	59 H	Pepperdine	5 10	119 H	Utah	5 6
			36 H	Oklahoma	1 6	59 H	Pepperdine	5 1	123 H	St. John's (NY)	9 3
			42 A	Arizona St.	2 12	69 A	San Diego St.	4 2	123 H	St. John's (NY)	5 7
			47 A	Gonzaga	9 11	69 H	San Diego St.	2 4	123 H	St. John's (NY)	2 1
			47 A	Gonzaga	4 2	75 N	Minnesota	6 5	137 A	California Baptist	5 4
			47 A	Gonzaga	3 15	77 A	LMU (CA)	2 3	138 H	Portland	4 3
						77 A	LMU (CA)	4 10	138 H	Portland	10 2
						77 A	LMU (CA)	11 8	138 H	Portland	0 20
						83 A	Saint Mary's (CA)	3 6	139 H	Missouri St.	14 4
						83 A	Saint Mary's (CA)	8 5	180 A	UC Riverside	31 3
						83 A	Saint Mary's (CA)	0 20	180 H	UC Riverside	7 6
						86 H	Cal St. Fullerton	6 2	214 H	Hawaii	2 5
						87 H	TCU	9 6	235 H	Wagner	3 1
									235 H	Wagner	15 9
									235 H	Wagner	14 0
									245 A	Long Beach St.	4 0
									245 H	Long Beach St.	4 5
<hr/>											
LAST 10 GAMES											
			83 A	Saint Mary's (CA)	8 5	138 H	Portland	0 20			
			83 A	Saint Mary's (CA)	3 6	138 H	Portland	10 2			
			83 A	Saint Mary's (CA)	0 20	138 H	Portland	4 3			
			214 H	Hawaii	2 5	137 A	California Baptist	5 4			
			69 H	San Diego St.	2 4	77 A	LMU (CA)	11 8			

Non-Div. I Games:

San Diego

[illegible]

Non-Div. I Games:

Saint Mary's (CA)

Average RPI Win:		135	WON-LOST RECORD		WINNING PCT. RANK		LAST 10 GAMES		STRENGTH OF SCHEDULE		OPP. STRENGTH OF SCHEDULE		TEAM RPI		ADJ RPI		CONF. RPI		ADJ CONF. RPI	
DIV. I ONLY			22-22-0		.5 149		5-5-0		56		67		85		.53279 85		7		7	
DIV. I NON-CONF.			14-15-0		.48276 153		1-2-0		77		43		114		.52111 114		7		7	
TOTALS		RPI 1-25		RPI 26-50		W-L RECORDS		RPI 51-100		RPI 101-150		RPI 150+								
22-22-0		2-8-0		1-2-0		OVERALL		5-2-0		5-7-0		9-3-0								
8-12-0		0-7-0		1-2-0		HOME		1-0-0		2-3-0		4-0-0								
13-9-0		2-1-0		0-0-0		AWAY		3-1-0		3-4-0		5-3-0								
1-1-0		0-0-0		0-0-0		NEUTRAL		1-1-0		0-0-0		0-0-0								
14-15-0		0-7-0		0-0-0		NON-CONFERENCE		5-2-0		2-4-0		7-2-0								
6-8-0		0-7-0		0-0-0		HOME		1-0-0		1-1-0		4-0-0								
7-6-0		0-0-0		0-0-		AWAY		3-1-0		1-3-0		3-2-0								
1-1-0		0-0-0		0-0-0		NEUTRAL		1-1-0		0-0-0		0-0-0								
8-7-0		2-1-0		1-2-0		CONFERENCE		0-0-0		3-3-0		2-1-0								
2-4-0		0-0-0		1-2-0		HOME		0-0-0		1-2-0		0-0-0								
6-3-0		2-1-0		0-0-0		AWAY		0-0-0		2-1-0		2-1-0								
0-0-0		0-0-0		0-0-0		NEUTRAL		0-0-0		0-0-0		0-0-0								
RPI	S	Opponent		Score		RPI	S	Opponent		Score		RPI	S	Opponent		Score				
5	H	East Carolina		1	2	29	H	Indiana		2	0	58	A	Coastal Caro.		2	7			
5	H	East Carolina		0	3	29	H	Indiana		4	19	63	N	Campbell		6	10			
5	H	East Carolina		0	9	29	H	Indiana		5	20	73	A	VCU		4	3			
17	H	West Virginia		1	8							73	H	VCU		10	5			
20	H	Creighton		6	8							73	N	VCU		5	3			
20	H	Creighton		2	3							88	A	Elon		11	4			
20	H	Creighton		3	5							88	A	Elon		12	4			
25	A	Illinois		8	4															
25	A	Illinois		1	5															
25	A	Illinois		4	2															

Non-Div. I Games:

Maryland

Average RPI Win:	122	WON-LOST RECORD	WINNING PCT. RANK	LAST 10 GAMES	STRENGTH OF SCHEDULE	OPP. STRENGTH OF SCHEDULE	TEAM RPI	ADJ RPI	CONF. RPI	ADJ CONF. RPI		
DIV. I ONLY		18-22-0	.45	193	4-6-0	21	85	86	.53216	86	13	13
DIV. I NON-CONF.		9-15-0	.375	212	1-2-0	5	14	119	.51728	119	12	12
<hr/>												
TOTALS	RPI 1-25	RPI 26-50		W-L RECORDS		RPI 51-100		RPI 101-150		RPI 150+		
18-22-0	2-6-0	1-1-0		OVERALL		6-8-0		2-2-0		7-5-0		
6-13-0	2-5-0	0-1-0		HOME		3-5-0		1-2-0		0-0-0		
8-7-0	0-0-0	0-0-0		AWAY		1-2-0		0-0-0		7-5-0		
4-2-0	0-1-0	1-0-0		NEUTRAL		2-1-0		1-0-0		0-0-0		
9-15-0	1-4-0	1-1-0		NON-CONFERENCE		4-6-0		2-2-0		1-2-0		
4-9-0	1-3-0	0-1-0		HOME		2-3-0		1-2-0		0-0-0		
1-4-0	0-0-0	0-0-		AWAY		0-2-0		0-0-0		1-2-0		
4-2-0	0-1-0	1-0-0		NEUTRAL		2-1-0		1-0-0		0-0-0		
9-7-0	1-2-0	0-0-0		CONFERENCE		2-2-0		0-0-0		6-3-0		
2-4-0	1-2-0	0-0-0		HOME		1-2-0		0-0-0		0-0-0		
7-3-0	0-0-0	0-0-0		AWAY		1-0-0		0-0-0		6-3-0		
0-0-0	0-0-0	0-0-0		NEUTRAL		0-0-0		0-0-0		0-0-0		
<hr/>												
RPI S	Opponent	Score		RPI S	Opponent	Score		RPI S	Opponent	Score		
1 H	UCLA	3	8	36 N	Oklahoma	8	6	139 N	Missouri St.	7	0	
2 N	Vanderbilt	9	14	42 H	Arizona St.	4	6	150 H	James Madison	0	1	
13 H	UC Santa Barbara	7	8					150 H	James Madison	12	3	
13 H	UC Santa Barbara	9	7					150 H	James Madison	0	2	
13 H	UC Santa Barbara	6	7					157 A	Cal Poly	16	2	
19 H	Stanford	3	4					157 A	Cal Poly	16	6	
19 H	Stanford	1	8					157 A	Cal Poly	3	5	
19 H	Stanford	6	5					157 A	New Mexico	13	7	
								157 A	New Mexico	11	18	
								157 A	New Mexico	4	6	
								214 A	Hawaii	6	8	
								214 A	Hawaii	1	3	
								214 A	Hawaii	5	2	
								245 A	Long Beach St.	8	3	
								245 A	Long Beach St.	4	3	
								245 A	Long Beach St.	5	1	
<hr/>												
LAST 10 GAMES												
51 A	UC Irvine	10	4	214 A	Hawaii	1	3					
51 H	UC Irvine	4	3	214 A	Hawaii	6	8					
51 H	UC Irvine	4	7	214 A	Hawaii	5	2					
51 H	UC Irvine	3	7	69 H	San Diego St.	7	2					
1 H	UCLA	3	8	69 H	San Diego St.	7	13					

Non-Div. I Games:

Cal St. Fullerton

TCU

Average RPI Win:	133	WON-LOST	WINNING	LAST 10	STRENGTH OF	OPP. STRENGTH	TEAM	ADJ	CONF.	ADJ CONF.		
Average RPI Loss:	73	RECORD	PCT. RANK	GAMES	SCHEDULE	OF SCHEDULE	RPI	RPI	RPI	RPI		
DIV. I ONLY		24-19-0	.55814	106	2-8-0	81	47	87	.53082	87	2	2
DIV. I NON-CONF.		18-10-0	.64286	75	1-3-0	162	102	87	.532	86	2	2
<hr/>												
TOTALS	RPI 1-25	RPI 26-50		W-L RECORDS		RPI 51-100		RPI 101-150		RPI 150+		
24-19-0	2-6-0	5-4-0		OVERALL		5-5-0		2-2-0		10-2-0		
14-9-0	1-5-0	2-2-0		HOME		2-0-0		2-1-0		7-1-0		
6-7-0	0-0-0	2-2-0		AWAY		1-4-0		0-0-0		3-1-0		
4-3-0	1-1-0	1-0-0		NEUTRAL		2-1-0		0-1-0		0-0-0		
18-10-0	1-1-0	1-2-0		NON-CONFERENCE		4-3-0		2-2-0		10-2-0		
11-3-0	0-0-0	0-1-0		HOME		2-0-0		2-1-0		7-1-0		
3-4-0	0-0-0	0-0-		AWAY		0-2-0		0-0-0		3-1-0		
4-3-0	1-1-0	1-0-0		NEUTRAL		2-1-0		0-1-0		0-0-0		
6-9-0	1-5-0	4-2-0		CONFERENCE		1-2-0		0-0-0		0-0-0		
3-6-0	1-5-0	2-1-0		HOME		0-0-0		0-0-0		0-0-0		
3-3-0	0-0-0	2-1-0		AWAY		1-2-0		0-0-0		0-0-0		
0-0-0	0-0-0	0-0-0		NEUTRAL		0-0-0		0-0-0		0-0-0		
RPI	S	Opponent	Score	RPI	S	Opponent	Score	RPI	S	Opponent	Score	
2	N	Vanderbilt	10 2	28	A	DBU	6 11	65	N	Virginia	9 4	
18	N	Texas A&M	0 1	28	H	DBU	3 9	78	A	Kansas St.	10 11	
22	H	Baylor	2 15	36	A	Oklahoma	6 7	78	A	Kansas St.	4 7	
22	H	Baylor	3 6	36	A	Oklahoma	6 4	78	A	Kansas St.	8 1	
22	H	Baylor	1 12	36	A	Oklahoma	4 2	80	A	UT Arlington	3 6	
23	H	Oklahoma St.	8 9	43	N	Houston	10 6	80	H	UT Arlington	3 2	
23	H	Oklahoma St.	7 4	49	H	Texas	3 2	80	N	UT Arlington	5 3	
23	H	Oklahoma St.	6 7	49	H	Texas	12 8	83	A	San Diego	6 9	
				49	H	Texas	1 13	86	N	Cal St. Fullerton	0 2	
								99	H	UTRGV	6 2	

Non-Div. I Games:

TCU

Average RPI Win: 170		WON-LOST RECORD		WINNING PCT. RANK		LAST 10 GAMES		STRENGTH OF SCHEDULE		OPP. STRENGTH OF SCHEDULE		TEAM RPI		ADJ RPI		CONF. RPI		ADJ CONF. RPI			
Average RPI Loss: 95																					
DIV. I ONLY		27-19-0		.58696 85		6-4-0		80		136		88		.53023 88		15		15			
DIV. I NON-CONF.		11-17-0		.39286 201		0-4-0		49		122		164		.4911 164		15		15			
TOTALS		RPI 1-25		RPI 26-50		W-L RECORDS		RPI 51-100		RPI 101-150		RPI 150+									
27-19-0		0-2-0		0-2-0		OVERALL		4-10-0		7-1-0		16-4-0									
15-13-0		0-1-0		0-1-0		HOME		1-8-0		3-1-0		11-2-0									
11-6-0		0-1-0		0-1-0		AWAY		3-2-0		4-0-0		4-2-0									
1-0-0		0-0-0		0-0-0		NEUTRAL		0-0-0		0-0-0		1-0-0									
11-17-0		0-2-0		0-2-0		NON-CONFERENCE		2-9-0		1-1-0		8-3-0									
6-13-0		0-1-0		0-1-0		HOME		1-8-0		0-1-0		5-2-0									
4-4-0		0-1-0		0-0-		AWAY		1-1-0		1-0-0		2-1-0									
1-0-0		0-0-0		0-0-0		NEUTRAL		0-0-0		0-0-0		1-0-0									
16-2-0		0-0-0		0-0-0		CONFERENCE		2-1-0		6-0-0		8-1-0									
9-0-0		0-0-0		0-0-0		HOME		0-0-0		3-0-0		6-0-0									
7-2-0		0-0-0		0-0-0		AWAY		2-1-0		3-0-0		2-1-0									
0-0-0		0-0-0		0-0-0		NEUTRAL		0-0-0		0-0-0		0-0-0									
RPI	S	Opponent		Score		RPI	S	Opponent		Score		RPI	S	Opponent		Score					
5	A	East Carolina		3	5	27	A	NC State		2	21	55	A	Wake Forest		6	3	109	A William & Mary 8 2		
5	H	East Carolina		4	9	27	H	NC State		0	5	55	H	Wake Forest		7	13	109	A William & Mary 11 9		
												56	H	Bryant		1	0	109	A William & Mary 11 2		
												56	H	Bryant		4	6	136	A High Point 10 8		
												56	H	Bryant		5	6	136	H High Point 2 6		
												63	H	Campbell		7	15	150	H James Madison 3 1		
												68	H	Liberty		1	13	150	H James Madison 8 3		
												85	H	Maryland		4	12	150	H James Madison 5 4		
												85	H	Maryland		4	11	175	H Northeastern 3 0		
												89	A	Col. of Charleston		7	2	175	H Northeastern 6 5		
												89	A	Col. of Charleston		8	6	175	H Northeastern 4 2		
												89	A	Col. of Charleston		1	3	184	H N.C. A&T 2 3		
												90	A	UNC Greensboro		3	4	188	A Western Caro. 2 5		
												90	H	UNC Greensboro		8	9	188	A Western Caro. 6 2		
																		188	A Western Caro. 12 11		
																		192	H Lafayette 5 1		
																		192	H Lafayette 9 1		
																		192	H Lafayette 8 0		
																		209	N Quinnipiac 11 1		
																		235	H Wagner 16 6		
																		235	H Wagner 6 7		
																		235	H Wagner 10 6		
						LAST 10 GAMES												239	H Delaware 4 1		
																		239	H Delaware 12 1		
																		239	H Delaware 6 0		
																		260	A Towson 16 8		
																		260	A Towson 3 7		

RPI	S	Opponent	Score	
260	A	Towson	9	1

Elon

E
l
o
n

E
l
o
n

Average RPI Win:	161	WON-LOST RECORD	WINNING PCT. RANK	LAST 10 GAMES		STRENGTH OF SCHEDULE	OPP. STRENGTH OF SCHEDULE	TEAM RPI	ADJ RPI	CONF. RPI	ADJ CONF. RPI	
DIV. I ONLY		28-16-0	.63636	53	5-5-0	133	99	89	.52936	89	15	15
DIV. I NON-CONF.		18-11-0	.62069	88	2-2-0	135	41	98	.52786	98	15	15
<hr/>												
TOTALS	RPI 1-25	RPI 26-50		W-L RECORDS		RPI 51-100		RPI 101-150		RPI 150+		
28-16-0	0-0-0	3-5-0		OVERALL		5-6-0		3-0-0		17-5-0		
20-9-0	0-0-0	3-3-0		HOME		2-3-0		0-0-0		15-3-0		
8-6-0	0-0-0	0-1-0		AWAY		3-3-0		3-0-0		2-2-0		
0-1-0	0-0-0	0-1-0		NEUTRAL		0-0-0		0-0-0		0-0-0		
18-11-0	0-0-0	3-5-0		NON-CONFERENCE		4-4-0		0-0-0		11-2-0		
15-5-0	0-0-0	3-3-0		HOME		1-1-0		0-0-0		11-1-0		
3-5-0	0-0-0	0-0-		AWAY		3-3-0		0-0-0		0-1-0		
0-1-0	0-0-0	0-1-0		NEUTRAL		0-0-0		0-0-0		0-0-0		
10-5-0	0-0-0	0-0-0		CONFERENCE		1-2-0		3-0-0		6-3-0		
5-4-0	0-0-0	0-0-0		HOME		1-2-0		0-0-0		4-2-0		
5-1-0	0-0-0	0-0-0		AWAY		0-0-0		3-0-0		2-1-0		
0-0-0	0-0-0	0-0-0		NEUTRAL		0-0-0		0-0-0		0-0-0		
RPI	S	Opponent	Score	RPI	S	Opponent	Score	RPI	S	Opponent	Score	
				26	H	UConn	4 7	58	A	Coastal Caro.	13 6	
				26	H	UConn	7 2	58	H	Coastal Caro.	8 5	
				26	H	UConn	7 6	64	A	Ga. Southern	1 3	
				28	H	DBU	4 14	64	A	Ga. Southern	5 1	
				28	H	DBU	2 6	64	H	Ga. Southern	0 8	
				28	H	DBU	4 3	79	A	Arizona	5 7	
				35	A	Clemson	1 13	79	A	Arizona	5 7	
				35	N	Clemson	1 4	79	A	Arizona	10 6	
								88	H	Elon	6 8	
								88	H	Elon	2 7	
								88	H	Elon	3 1	
										150	A James Madison	
										150	A James Madison	
										150	A James Madison	
										175	A Northeastern	
										175	A Northeastern	
										175	A Northeastern	
										182	H Furman	
										182	H Furman	
										182	H Furman	
										182	H Furman	
										184	H N.C. A&T	
										184	H N.C. A&T	
										184	H N.C. A&T	
										186	H UNCW	
										186	H UNCW	
										186	H UNCW	
										215	H Hofstra	
										215	H Hofstra	
										215	H Hofstra	
										249	H UNC Asheville	
										249	H UNC Asheville	
										249	H UNC Asheville	
										264	A Charleston So.	
										264	H Charleston So.	
										264	H Charleston So.	
										271	H The Citadel	

Non-Div. I Games:

Col. of Charleston

Average RPI Win: 185		WON-LOST	WINNING	LAST 10	STRENGTH OF		OPP. STRENGTH	TEAM	ADJ	CONF.	ADJ CONF.
Average RPI Loss: 111		RECORD	PCT. RANK	GAMES	SCHEDULE		OF SCHEDULE	RPI	RPI	RPI	RPI
DIV. I ONLY		26-15-0	.63415	54	6-4-0		126	157	90	.52907	90
DIV. I NON-CONF.		18-8-0	.69231	50	3-1-0		86	172	55	.55589	55
TOTALS		RPI 1-25	RPI 26-50		W-L RECORDS		RPI 51-100		RPI 101-150		RPI 150+
26-15-0	0-1-0	0-2-0		OVERALL		5-6-0		2-0-0		19-6-0	
22-5-0	0-0-0	0-0-0		HOME		4-2-0		1-0-0		17-3-0	
4-9-0	0-1-0	0-2-0		AWAY		1-4-0		1-0-0		2-2-0	
0-1-0	0-0-0	0-0-0		NEUTRAL		0-0-0		0-0-0		0-1-0	
18-8-0	0-1-0	0-2-0		NON-CONFERENCE		5-3-0		2-0-0		11-2-0	
16-2-0	0-0-0	0-0-0		HOME		4-2-0		1-0-0		11-0-0	
2-5-0	0-1-0	0-0-		AWAY		1-1-0		1-0-0		0-1-0	
0-1-0	0-0-0	0-0-0		NEUTRAL		0-0-0		0-0-0		0-1-0	
8-7-0	0-0-0	0-0-0		CONFERENCE		0-3-0		0-0-0		8-4-0	
6-3-0	0-0-0	0-0-0		HOME		0-0-0		0-0-0		6-3-0	
2-4-0	0-0-0	0-0-0		AWAY		0-3-0		0-0-0		2-1-0	
0-0-0	0-0-0	0-0-0		NEUTRAL		0-0-0		0-0-0		0-0-0	
RPI S	Opponent	Score		RPI S	Opponent	Score		RPI S	Opponent	Score	
14 A	North Carolina	4	17	45 A	Virginia Tech	4	12	55 A	Wake Forest	1	2
				45 A	Virginia Tech	1	2	55 H	Wake Forest	9	5
								63 H	Campbell	4	7
								88 A	Elon	9	8
								88 H	Elon	4	3
								92 A	Samford	3	7
								92 A	Samford	2	3
								92 A	Samford	0	14
								94 H	Jacksonville	13	3
								94 H	Jacksonville	4	8
								94 H	Jacksonville	5	4
								136 A	High Point	6	2
								136 H	High Point	11	3
								166 A	Mercer	1	8
								166 A	Mercer	9	4
								166 A	Mercer	5	3
								167 A	Winthrop	3	6
								182 H	Furman	2	1
								182 H	Furman	11	9
								182 H	Furman	3	10
								184 N	N.C. A&T	5	8
								188 H	Western Caro.	1	2
								188 H	Western Caro.	4	24
								188 H	Western Caro.	7	5
								191 H	Penn	5	3
								191 H	Penn	6	5
								191 H	Penn	10	7
								209 H	Quinnipiac	12	5
								209 H	Quinnipiac	8	2
								233 H	Princeton	3	2
								233 H	Princeton	5	3
								233 H	Princeton	5	3
								233 H	Princeton	6	2
								253 H	George Mason	8	0
								253 H	George Mason	4	2
								271 H	The Citadel	6	5
								271 H	The Citadel	16	10
								271 H	The Citadel	8	3
LAST 10 GAMES				271 H	The Citadel	8	3	271 H	The Citadel	8	3
				88 A	Elon	9	8	88 A	Elon	9	8
				92 A	Samford	0	14	92 A	Samford	0	14
				92 A	Samford	2	3	92 A	Samford	2	3
				92 A	Samford	3	7	92 A	Samford	3	7

Non-Div. I Games:

UNC Greensboro

Average RPI Win:	117	WON-LOST RECORD	WINNING PCT. RANK	LAST 10 GAMES	STRENGTH OF SCHEDULE	OPP. STRENGTH OF SCHEDULE	TEAM RPI	ADJ RPI	CONF. RPI	ADJ CONF. RPI														
DIV. I ONLY		19-22-1	.46429	184	5-4-1	28	40	91	.52847	91	4	4												
DIV. I NON-CONF.		11-12-0	.47826	157	3-2-0	14	104	104	.52433	104	3	3												
<hr/>																								
TOTALS	RPI 1-25	RPI 26-50		W-L RECORDS		RPI 51-100		RPI 101-150		RPI 150+														
19-22-1	2-8-0	4-2-0		OVERALL		3-6-0		2-4-0		8-2-1														
13-12-1	2-6-0	2-1-0		HOME		3-2-0		1-2-0		5-1-1														
6-9-0	0-1-0	2-1-0		AWAY		0-4-0		1-2-0		3-1-0														
0-1-0	0-1-0	0-0-0		NEUTRAL		0-0-0		0-0-0		0-0-0														
<hr/>																								
11-12-0	1-5-0	0-0-0		NON-CONFERENCE		3-3-0		1-2-0		6-2-0														
8-9-0	1-4-0	0-0-0		HOME		3-2-0		1-2-0		3-1-0														
3-3-0	0-1-0	0-0-		AWAY		0-1-0		0-0-0		3-1-0														
0-0-0	0-0-0	0-0-0		NEUTRAL		0-0-0		0-0-0		0-0-0														
<hr/>																								
8-10-1	1-3-0	4-2-0		CONFERENCE		0-3-0		1-2-0		2-0-1														
5-3-1	1-2-0	2-1-0		HOME		0-0-0		0-0-0		2-0-1														
3-6-0	0-0-0	2-1-0		AWAY		0-3-0		1-2-0		0-0-0														
0-1-0	0-1-0	0-0-0		NEUTRAL		0-0-0		0-0-0		0-0-0														
<hr/>																								
RPI	S	Opponent	Score		RPI	S	Opponent	Score		RPI	S	Opponent	Score											
1	H	UCLA	1	7	40	A	California	9	4	51	H	UC Irvine	9	12	119	A	Utah	4	5					
1	H	UCLA	2	9	40	A	California	1	0	54	H	Michigan	4	1	119	A	Utah	4	5					
1	H	UCLA	7	2	40	A	California	8	9	59	H	Pepperdine	5	2	119	A	Utah	6	0					
1	N	UCLA	5	7	42	H	Arizona St.	10	6	60	A	Washington	1	7	126	H	Grand Canyon	2	4					
3	H	Arkansas	3	6	42	H	Arizona St.	7	3	60	A	Washington	3	4	126	H	Grand Canyon	3	7					
3	H	Arkansas	6	8	42	H	Arizona St.	8	11	60	A	Washington	2	3	126	H	Grand Canyon	7	1					
3	H	Arkansas	6	4						77	H	LMU (CA)	5	14	157	A	Cal Poly	6	9					
13	A	UC Santa Barbara	4	10						86	A	Cal St. Fullerton	4	10	157	A	Cal Poly	11	5					
13	H	UC Santa Barbara	1	2						86	H	Cal St. Fullerton	6	5	157	A	Cal Poly	4	1					
23	H	Oklahoma St.	6	11											202	H	Washington St.	4	0					
															202	H	Washington St.	10	1					
															202	H	Washington St.	10	10					
															204	H	Omaha	11	0					
															204	H	Omaha	6	5					
															204	H	Omaha	9	12					
															245	A	Long Beach St.	8	5					
															245	H	Long Beach St.	5	2					
<hr/>																								
LAST 10 GAMES																								
157 A Cal Poly													11	5	202 H Washington St.		10	1						
157 A Cal Poly													6	9	202 H Washington St.		4	0						
157 A Cal Poly													4	1	59 H Pepperdine		5	2						
51 H UC Irvine													9	12	119 A Utah		4	5						
202 H Washington St.													10	10	119 A Utah		4	5						

Non-Div. I Games:

Southern California

Average RPI Win: 189		WON-LOST RECORD		WINNING PCT. RANK		LAST 10 GAMES		STRENGTH OF SCHEDULE		OPP. STRENGTH OF SCHEDULE		TEAM RPI		ADJ RPI		CONF. RPI		ADJ CONF. RPI					
DIV. I ONLY		33-13-0		.71739 22		8-2-0		242		104		92		.52714 92		16		16					
DIV. I NON-CONF.		20-11-0		.64516 73		3-1-0		246		60		134		.50688 134		18		18					
TOTALS		RPI 1-25		RPI 26-50		W-L RECORDS		RPI 51-100		RPI 101-150		RPI 150+											
33-13-0		0-2-0		2-1-0		OVERALL		3-1-0		4-3-0		24-6-0											
22-7-0		0-1-0		2-1-0		HOME		3-1-0		1-1-0		16-3-0											
11-6-0		0-1-0		0-0-0		AWAY		0-0-0		3-2-0		8-3-0											
0-0-0		0-0-0		0-0-0		NEUTRAL		0-0-0		0-0-0		0-0-0											
20-11-0		0-2-0		2-1-0		NON-CONFERENCE		0-1-0		4-3-0		14-4-0											
13-7-0		0-1-0		2-1-0		HOME		0-1-0		1-1-0		10-3-0											
7-4-0		0-1-0		0-0-		AWAY		0-0-0		3-2-0		4-1-0											
0-0-0		0-0-0		0-0-0		NEUTRAL		0-0-0		0-0-0		0-0-0											
13-2-0		0-0-0		0-0-0		CONFERENCE		3-0-0		0-0-0		10-2-0											
9-0-0		0-0-0		0-0-0		HOME		3-0-0		0-0-0		6-0-0											
4-2-0		0-0-0		0-0-0		AWAY		0-0-0		0-0-0		4-2-0											
0-0-0		0-0-0		0-0-0		NEUTRAL		0-0-0		0-0-0		0-0-0											
RPI	S	Opponent		Score		RPI	S	Opponent		Score		RPI	S	Opponent		Score							
2	A	Vanderbilt		6	11	46	H	Xavier		10	7	52	H	Alabama		2	21	108	A	South Fla.	4	7	
4	H	Mississippi St.		4	6	46	H	Xavier		10	9	90	H	UNC Greensboro		3	2	108	A	South Fla.	7	3	
						46	H	Xavier		1	7	90	H	UNC Greensboro		14	0	108	A	South Fla.	1	4	
												90	H	UNC Greensboro		7	3	116	A	Troy	15	5	
																		116	H	Troy	4	3	
																		146	A	Jacksonville St.	5	3	
																		146	H	Jacksonville St.	5	11	
																		162	A	Wofford	6	1	
																		162	A	Wofford	5	8	
																		162	A	Wofford	11	4	
																		171	A	UAB	0	9	
																		171	H	UAB	2	7	
																		182	H	Furman	3	0	
																		182	H	Furman	8	4	
																		182	H	Furman	14	4	
																		203	H	Maine	5	2	
																		203	H	Maine	4	6	
																		203	H	Maine	4	0	
																		205	H	Kennesaw St.	6	3	
																		205	H	Kennesaw St.	6	5	
																		205	H	Kennesaw St.	3	2	
																		208	H	UT Martin	14	4	
																		208	H	UT Martin	6	3	
																		208	H	UT Martin	1	3	
																		229	A	Georgia St.	13	2	
																		229	A	Georgia St.	2	1	
																		229	A	Georgia St.	8	6	
LAST 10 GAMES																							
				146	H	Jacksonville St.		5	11	292	H	Alabama A&M		4	2	208	H	UT Martin		6	3		
				162	A	Wofford		6	1	90	H	UNC Greensboro		14	0	208	H	UT Martin		1	3		
				162	A	Wofford		5	8	90	H	UNC Greensboro		3	2	229	A	Georgia St.		13	2		
				162	A	Wofford		11	4	90	H	UNC Greensboro		7	3	229	A	Georgia St.		2	1		
				116	H	Troy		4	3	116	A	Troy		15	5	229	A	Georgia St.		8	6		

Non-Div. I Games:

Samford

RPI	S	Opponent	Score	
244	H	North Ala.	9	1
256	A	VMI	13	4
256	A	VMI	4	0
256	A	VMI	4	5
267	A	Alabama St.	10	5
267	H	Alabama St.	8	3
271	H	The Citadel	6	2
271	H	The Citadel	8	4
271	H	The Citadel	10	3
292	H	Alabama A&M	4	2

Samford

S
a
m
f
o
r
d

S
a
m
f
o
r
d

Average RPI Win: 168		WON-LOST	WINNING	LAST 10	STRENGTH OF		OPP. STRENGTH	TEAM	ADJ	CONF.	ADJ CONF.
Average RPI Loss: 88		RECORD	PCT. RANK	GAMES	SCHEDULE		OF SCHEDULE	RPI	RPI	RPI	RPI
DIV. I ONLY		22-21-0	.51163	143	5-5-0		117	91	93	.52696	93
DIV. I NON-CONF.		17-11-0	.60714	90	2-3-0		265	192	135	.50675	135
TOTALS		RPI 1-25	RPI 26-50		W-L RECORDS		RPI 51-100		RPI 101-150		RPI 150+
22-21-0		5-8-0	0-3-0		OVERALL		0-0-0		3-6-0		14-4-0
4-5-0		3-4-0	0-0-0		HOME		0-0-0		1-1-0		0-0-0
7-15-0		2-4-0	0-3-0		AWAY		0-0-0		1-5-0		4-3-0
11-1-0		0-0-0	0-0-0		NEUTRAL		0-0-0		1-0-0		10-1-0
17-11-0		0-1-0	0-0-0		NON-CONFERENCE		0-0-0		3-6-0		14-4-0
1-2-0		0-1-0	0-0-0		HOME		0-0-0		1-1-0		0-0-0
5-8-0		0-0-0	0-0-0		AWAY		0-0-0		1-5-0		4-3-0
11-1-0		0-0-0	0-0-0		NEUTRAL		0-0-0		1-0-0		10-1-0
5-10-0		5-7-0	0-3-0		CONFERENCE		0-0-0		0-0-0		0-0-0
3-3-0		3-3-0	0-0-0		HOME		0-0-0		0-0-0		0-0-0
2-7-0		2-4-0	0-3-0		AWAY		0-0-0		0-0-0		0-0-0
0-0-0		0-0-0	0-0-0		NEUTRAL		0-0-0		0-0-0		0-0-0
RPI S	Opponent	Score	RPI S	Opponent	Score	RPI S	Opponent	Score	RPI S	Opponent	Score
16 A	Texas Tech	4 19	36 A	Oklahoma	1 5				103 A	Air Force	2 3
16 A	Texas Tech	13 9	36 A	Oklahoma	5 10				117 A	Wichita St.	2 3
16 A	Texas Tech	4 5	36 A	Oklahoma	3 4				117 H	Wichita St.	1 9
17 A	West Virginia	3 4							118 N	Ball St.	6 1
17 A	West Virginia	0 1							123 A	St. John's (NY)	1 3
17 A	West Virginia	6 5							123 A	St. John's (NY)	0 1
20 H	Creighton	5 6							123 A	St. John's (NY)	3 11
22 H	Baylor	0 8							139 A	Missouri St.	9 5
22 H	Baylor	2 8							139 H	Missouri St.	11 6
22 H	Baylor	12 7							182 A	Furman	0 3
23 H	Oklahoma St.	5 4							182 A	Furman	15 1
23 H	Oklahoma St.	6 27							182 A	Furman	11 7
23 H	Oklahoma St.	7 6							210 N	Seton Hall	7 4
									221 N	Central Conn. St.	10 8
									222 A	USC Upstate	5 3
									222 A	USC Upstate	4 6
									222 A	USC Upstate	9 5
									222 A	USC Upstate	3 4
									231 N	Saint Joseph's	7 5
									246 N	Texas Southern	1 0
									246 N	Texas Southern	3 8
									246 N	Texas Southern	7 1
									246 N	Texas Southern	19 13
									248 N	Northern Ill.	8 1
									248 N	Northern Ill.	7 2
									248 N	Northern Ill.	3 1
									250 N	Georgetown	6 2
			LAST 10 GAMES								
			22 H	Baylor	0 8	182 A	Furman	15 1			
			22 H	Baylor	2 8	182 A	Furman	0 3			
			246 N	Texas Southern	7 1	182 A	Furman	11 7			
			246 N	Texas Southern	3 8	20 H	Creighton	5 6			
			103 A	Air Force	2 3	17 A	West Virginia	6 5			

Non-Div. I Games:

Kansas

Average RPI Win:	175	WON-LOST RECORD	WINNING PCT. RANK	LAST 10 GAMES	STRENGTH OF SCHEDULE	OPP. STRENGTH OF SCHEDULE	TEAM RPI	ADJ RPI	CONF. RPI	ADJ CONF. RPI		
DIV. I ONLY		24-20-0	.54545 115	4-6-0	76	144	94	.52652 94	14	14		
DIV. I NON-CONF.		15-11-0	.57692 109	1-1-0	71	114	77	.53872 77	17	17		
<hr/>												
TOTALS	RPI 1-25	RPI 26-50		W-L RECORDS	RPI 51-100		RPI 101-150		RPI 150+			
24-20-0	0-0-0	0-6-0		OVERALL	5-6-0		5-5-0		14-3-0			
16-8-0	0-0-0	0-4-0		HOME	2-2-0		4-0-0		10-2-0			
8-12-0	0-0-0	0-2-0		AWAY	3-4-0		1-5-0		4-1-0			
0-0-0	0-0-0	0-0-0		NEUTRAL	0-0-0		0-0-0		0-0-0			
15-11-0	0-0-0	0-6-0		NON-CONFERENCE	3-5-0		4-0-0		8-0-0			
10-5-0	0-0-0	0-4-0		HOME	0-1-0		4-0-0		6-0-0			
5-6-0	0-0-0	0-0-		AWAY	3-4-0		0-0-0		2-0-0			
0-0-0	0-0-0	0-0-0		NEUTRAL	0-0-0		0-0-0		0-0-0			
9-9-0	0-0-0	0-0-0		CONFERENCE	2-1-0		1-5-0		6-3-0			
6-3-0	0-0-0	0-0-0		HOME	2-1-0		0-0-0		4-2-0			
3-6-0	0-0-0	0-0-0		AWAY	0-0-0		1-5-0		2-1-0			
0-0-0	0-0-0	0-0-0		NEUTRAL	0-0-0		0-0-0		0-0-0			
RPI S	Opponent	Score	RPI S	Opponent	Score	RPI S	Opponent	Score	RPI S	Opponent	Score	
31	A	Florida	8	13	53	A	Florida St.	3 2	108	H	South Fla.	8 7
31	A	Florida	4	8	67	A	UCF	4 6	110	A	North Florida	3 11
31	H	Florida	4	5	67	A	UCF	8 5	110	A	North Florida	10 8
34	H	Indiana St.	7	13	67	A	UCF	0 3	110	A	North Florida	2 3
34	H	Indiana St.	1	7	67	H	UCF	2 8	111	A	FGCU	1 2
34	H	Indiana St.	3	8	68	H	Liberty	8 3	111	A	FGCU	1 3
					68	H	Liberty	1 4	111	A	FGCU	1 12
					68	H	Liberty	7 4	146	H	Jacksonville St.	16 7
					90	A	UNC Greensboro	3 13	146	H	Jacksonville St.	2 1
					90	A	UNC Greensboro	4 5	146	H	Jacksonville St.	5 2
					90	A	UNC Greensboro	8 4	189	H	Lipscomb	6 5
									189	H	Lipscomb	5 4
									189	H	Lipscomb	3 2
									218	A	NJIT	2 5
									218	A	NJIT	6 5
									218	A	NJIT	5 2
									223	H	Brown	11 2
									223	H	Brown	10 0
									223	H	Brown	6 2
									223	H	Brown	15 0
									244	H	North Ala.	10 5
									244	H	North Ala.	2 9
									244	H	North Ala.	7 9
									266	A	Florida A&M	5 2
									266	H	Florida A&M	10 9
									269	A	Bethune-Cookman	7 5
									269	H	Bethune-Cookman	5 0

Non-Div. I Games:

Jacksonville

Average RPI Win:		142	WON-LOST RECORD		WINNING PCT. RANK		LAST 10 GAMES		STRENGTH OF SCHEDULE		OPP. STRENGTH OF SCHEDULE		TEAM RPI	ADJ RPI		CONF. RPI	ADJ CONF. RPI						
DIV. I ONLY			25-18-0		.5814 90		6-4-0		149		90		95	.52576 95		12	12						
DIV. I NON-CONF.			12-7-0		.63158 84		2-1-0		72		56		49	.5615 49		13	13						
TOTALS		RPI 1-25		RPI 26-50		W-L RECORDS		RPI 51-100		RPI 101-150		RPI 150+											
25-18-0		2-1-0		1-2-0		OVERALL		5-3-0		3-3-0		14-9-0											
17-5-0		1-0-0		0-0-0		HOME		3-1-0		3-1-0		10-3-0											
8-13-0		1-1-0		1-2-0		AWAY		2-2-0		0-2-0		4-6-0											
0-0-0		0-0-0		0-0-0		NEUTRAL		0-0-0		0-0-0		0-0-0											
12-7-0		2-1-0		1-2-0		NON-CONFERENCE		2-0-0		3-3-0		4-1-0											
8-2-0		1-0-0		0-0-0		HOME		1-0-0		3-1-0		3-1-0											
4-5-0		1-1-0		1-0-		AWAY		1-0-0		0-2-0		1-0-0											
0-0-0		0-0-0		0-0-0		NEUTRAL		0-0-0		0-0-0		0-0-0											
13-11-0		0-0-0		0-0-0		CONFERENCE		3-3-0		0-0-0		10-8-0											
9-3-0		0-0-0		0-0-0		HOME		2-1-0		0-0-0		7-2-0											
4-8-0		0-0-0		0-0-0		AWAY		1-2-0		0-0-0		3-6-0											
0-0-0		0-0-0		0-0-0		NEUTRAL		0-0-0		0-0-0		0-0-0											
RPI	S	Opponent		Score		RPI	S	Opponent		Score		RPI	S	Opponent		Score		RPI	S	Opponent		Score	
3	A	Arkansas		2	19	43	A	Houston		3	5	57	A	Louisiana Tech		8	4	107	H	Little Rock		5	7
3	A	Arkansas		10	7	43	A	Houston		2	1	57	H	Louisiana Tech		3	1	107	H	Little Rock		7	5
15	H	LSU		3	1	43	A	Houston		4	5	76	A	Southeastern La.		1	8	107	H	Little Rock		1	0
												76	A	Southeastern La.		3	5	134	A	Louisiana		3	8
												76	A	Southeastern La.		3	1	135	A	La.-Monroe		4	8
												96	H	McNeese		4	7	135	H	La.-Monroe		15	0
												96	H	McNeese		6	5	153	A	SFA		3	5
												96	H	McNeese		6	0	153	A	SFA		7	0
																		153	A	SFA		2	4
																		154	H	Nicholls St.		3	2
																		154	H	Nicholls St.		9	7
																		154	H	Nicholls St.		7	1
																		168	H	New Orleans		2	5
																		168	H	New Orleans		4	3
																		168	H	New Orleans		8	1
																		196	A	Abilene Christian		0	4
																		196	A	Abilene Christian		24	11
																		196	A	Abilene Christian		2	6
																		198	H	Lamar University		10	6
																		198	H	Lamar University		5	2
																		198	H	Lamar University		3	4
								LAST 10 GAMES										206	A	Southern U.		6	3
								154 H Nicholls St.		9	7							206	H	Southern U.		13	6
								154 H Nicholls St.		7	1							206	H	Southern U.		5	7
								206 A Southern U.		6	3							212	A	Houston Baptist		7	5
								107 H Little Rock		7	5							212	A	Houston Baptist		2	12
								107 H Little Rock		5	7							212	A	Houston Baptist		2	10

RPI	S	Opponent	Score	
290	H	Mississippi Val.	11	0
290	H	Mississippi Val.	9	0

Northwestern St.

N
o
r
t
h
w
e
s
t
e
r
n
s
t
.

N
o
r
t
h
w
e
s
t
e
r
n
s
t
.

Average RPI Win: 141		WON-LOST RECORD		WINNING PCT. RANK		LAST 10 GAMES		STRENGTH OF SCHEDULE		OPP. STRENGTH OF SCHEDULE		TEAM RPI		ADJ RPI		CONF. RPI		ADJ CONF. RPI	
DIV. I ONLY		23-21-0		.52273 133		6-4-0		100		107		96		.52459 96		12		12	
DIV. I NON-CONF.		12-8-0		.6 93		1-0-0		88		34		61		.55142 61		13		13	
TOTALS		RPI 1-25		RPI 26-50		W-L RECORDS		RPI 51-100		RPI 101-150		RPI 150+							
23-21-0		1-1-0		2-2-0		OVERALL		3-10-0		6-5-0		11-3-0							
11-10-0		0-1-0		1-2-0		HOME		1-4-0		0-1-0		9-2-0							
12-11-0		1-0-0		1-0-0		AWAY		2-6-0		6-4-0		2-1-0							
0-0-0		0-0-0		0-0-0		NEUTRAL		0-0-0		0-0-0		0-0-0							
12-8-0		1-1-0		2-2-0		NON-CONFERENCE		1-2-0		5-3-0		3-0-0							
5-4-0		0-1-0		1-2-0		HOME		1-0-0		0-1-0		3-0-0							
7-4-0		1-0-0		1-0-		AWAY		0-2-0		5-2-0		0-0-0							
0-0-0		0-0-0		0-0-0		NEUTRAL		0-0-0		0-0-0		0-0-0							
11-13-0		0-0-0		0-0-0		CONFERENCE		2-8-0		1-2-0		8-3-0							
6-6-0		0-0-0		0-0-0		HOME		0-4-0		0-0-0		6-2-0							
5-7-0		0-0-0		0-0-0		AWAY		2-4-0		1-2-0		2-1-0							
0-0-0		0-0-0		0-0-0		NEUTRAL		0-0-0		0-0-0		0-0-0							
RPI S	Opponent	Score		RPI S	Opponent	Score		RPI S	Opponent	Score		RPI S	Opponent	Score					
15 A	LSU	2	0	33 H	Texas St.	10	18	57 A	Louisiana Tech	4	10	134 A	Louisiana	6	3				
20 H	Creighton	7	11	33 H	Texas St.	3	5	57 H	Louisiana Tech	5	3	134 H	Louisiana	10	16				
				43 A	Houston	13	5	74 A	Sam Houston St.	3	6	135 A	La.-Monroe	13	12				
				43 H	Houston	1	0	74 A	Sam Houston St.	4	5	135 A	La.-Monroe	10	2				
								74 A	Sam Houston St.	4	3	135 A	La.-Monroe	5	10				
								76 H	Southeastern La.	3	12	142 A	UTSA	2	5				
								81 A	Tulane	3	9	142 A	UTSA	16	5				
								95 A	Northwestern St.	5	6	142 A	UTSA	12	3				
								95 A	Northwestern St.	0	6	143 A	Central Ark.	1	5				
								95 A	Northwestern St.	7	4	143 A	Central Ark.	2	1				
								97 H	Incarnate Word	1	4	143 A	Central Ark.	2	4				
								97 H	Incarnate Word	6	8	154 H	Nicholls St.	5	4				
								97 H	Incarnate Word	5	6	154 H	Nicholls St.	7	6				
												168 H	New Orleans	0	2				
												168 H	New Orleans	16	4				
												168 H	New Orleans	2	1				
												178 H	Holy Cross	13	0				
												178 H	Holy Cross	4	1				
												196 A	Abilene Christian	7	6				
												196 A	Abilene Christian	10	4				
												196 A	Abilene Christian	3	9				
												198 H	Lamar University	6	1				
												198 H	Lamar University	1	2				
												198 H	Lamar University	6	4				
												294 H	Alcorn	8	1				
LAST 10 GAMES				143 A	Central Ark.	2	1	95 A	Northwestern St.	5	6	198 H	Lamar University	1	2				
				196 A	Abilene Christian	7	6	95 A	Northwestern St.	7	4	198 H	Lamar University	6	4				
				196 A	Abilene Christian	10	4	95 A	Northwestern St.	0	6	294 H	Alcorn	8	1				
				196 A	Abilene Christian	3	9	76 H	Southeastern La.	3	12								
				57 H	Louisiana Tech	5	3	168 H	New Orleans	2	1								

Non-Div. I Games:

McNeese

Average RPI Win:		171	WON-LOST RECORD		WINNING PCT. RANK	LAST 10 GAMES		STRENGTH OF SCHEDULE		OPP. STRENGTH OF SCHEDULE	TEAM RPI	ADJ RPI	CONF. RPI	ADJ CONF. RPI			
Average RPI Loss:		124															
DIV. I ONLY			30-14-0		.68182	32	8-2-0		205	134	97	.5241	97	12	12		
DIV. I NON-CONF.			17-6-0		.73913	33	5-0-0		266	167	132	.50932	131	13	13		
TOTALS		RPI 1-25		RPI 26-50		W-L RECORDS		RPI 51-100		RPI 101-150		RPI 150+					
30-14-0		1-1-0		2-1-0		OVERALL		7-5-0		1-0-0		19-7-0					
18-7-0		0-1-0		2-0-0		HOME		2-2-0		1-0-0		13-4-0					
9-6-0		1-0-0		0-1-0		AWAY		4-2-0		0-0-0		4-3-0					
3-1-0		0-0-0		0-0-0		NEUTRAL		1-1-0		0-0-0		2-0-0					
17-6-0		1-1-0		2-1-0		NON-CONFERENCE		3-3-0		1-0-0		10-1-0					
12-4-0		0-1-0		2-0-0		HOME		2-2-0		1-0-0		7-1-0					
2-1-0		1-0-0		0-0-		AWAY		0-0-0		0-0-0		1-0-0					
3-1-0		0-0-0		0-0-0		NEUTRAL		1-1-0		0-0-0		2-0-0					
13-8-0		0-0-0		0-0-0		CONFERENCE		4-2-0		0-0-0		9-6-0					
6-3-0		0-0-0		0-0-0		HOME		0-0-0		0-0-0		6-3-0					
7-5-0		0-0-0		0-0-0		AWAY		4-2-0		0-0-0		3-3-0					
0-0-0		0-0-0		0-0-0		NEUTRAL		0-0-0		0-0-0		0-0-0					
RPI	S	Opponent		Score		RPI	S	Opponent		Score		RPI	S	Opponent		Score	
18	A	Texas A&M		6	5	33	A	Texas St.		4	7	74	A	Sam Houston St.		4	10
24	H	Missouri		7	11	33	H	Texas St.		6	1	74	A	Sam Houston St.		8	13
						49	H	Texas		3	2	74	A	Sam Houston St.		8	2
												80	H	UT Arlington		3	7
												80	H	UT Arlington		6	2
												80	H	UT Arlington		2	3
												96	A	McNeese		6	5
												96	A	McNeese		8	6
												96	A	McNeese		4	1
												98	N	Notre Dame		15	7
												98	N	Notre Dame		1	2
												99	H	UTRGV		6	4

Non-Div. I Games:

Incarnate Word

U
T
R
G
V

UTRGV

RPI	S	Opponent	Score	
277	H	Chicago St.	0	1
277	H	Chicago St.	8	1
277	H	Chicago St.	5	4
287	H	Northern Colo.	11	1
287	H	Northern Colo.	10	0
287	H	Northern Colo.	3	2

UTRGV

Average RPI Win:	138	WON-LOST RECORD	WINNING PCT. RANK	LAST 10 GAMES	STRENGTH OF SCHEDULE	OPP. STRENGTH OF SCHEDULE	TEAM RPI	ADJ RPI	CONF. RPI	ADJ CONF. RPI	
DIV. I ONLY		22-22-0	.5 149	7-3-0	70	83	100	.52265 100	5	5	
DIV. I NON-CONF.		11-15-0	.42308 187	2-1-0	129	166	186	.47997 185	5	5	
<hr/>											
TOTALS	RPI 1-25	RPI 26-50		W-L RECORDS		RPI 51-100		RPI 101-150		RPI 150+	
22-22-0	0-4-0	5-7-0		OVERALL		3-5-0		7-2-0		7-4-0	
15-8-0	0-1-0	2-0-0		HOME		3-4-0		4-1-0		6-2-0	
7-14-0	0-3-0	3-7-0		AWAY		0-1-0		3-1-0		1-2-0	
0-0-0	0-0-0	0-0-0		NEUTRAL		0-0-0		0-0-0		0-0-0	
11-15-0	0-4-0	2-4-0		NON-CONFERENCE		0-2-0		2-1-0		7-4-0	
9-5-0	0-1-0	2-0-0		HOME		0-1-0		1-1-0		6-2-0	
2-10-0	0-3-0	0-0-		AWAY		0-1-0		1-0-0		1-2-0	
0-0-0	0-0-0	0-0-0		NEUTRAL		0-0-0		0-0-0		0-0-0	
11-7-0	0-0-0	3-3-0		CONFERENCE		3-3-0		5-1-0		0-0-0	
6-3-0	0-0-0	0-0-0		HOME		3-3-0		3-0-0		0-0-0	
5-4-0	0-0-0	3-3-0		AWAY		0-0-0		2-1-0		0-0-0	
0-0-0	0-0-0	0-0-0		NEUTRAL		0-0-0		0-0-0		0-0-0	
RPI	S	Opponent	Score	RPI	S	Opponent	Score	RPI	S	Opponent	Score
7	H	Louisville	0 12	26	A	UConn	5 4	67	H	UCF	0 15
12	A	Auburn	0 5	26	A	UConn	10 4	67	H	UCF	8 3
12	A	Auburn	0 5	26	A	UConn	1 5	67	H	UCF	7 6
12	A	Auburn	5 9	29	A	Indiana	1 7	70	A	Wright St.	4 10
				29	H	Indiana	7 5	70	H	Wright St.	3 8
				43	A	Houston	3 2	81	H	Tulane	1 8
				43	A	Houston	4 8	81	H	Tulane	4 19
				43	A	Houston	1 3	81	H	Tulane	7 6
				46	H	Xavier	2 1				
				50	A	Fla. Atlantic	3 5				
				50	A	Fla. Atlantic	7 8				
				50	A	Fla. Atlantic	0 9				
				LAST 10 GAMES							
				67	H	UCF	7 6	117	H	Wichita St.	10 4
				67	H	UCF	8 3	117	H	Wichita St.	11 9
				81	H	Tulane	1 8	117	H	Wichita St.	5 1
				81	H	Tulane	4 19	201	H	Eastern Ky.	5 2
				282	H	Northern Ky.	14 6	7	H	Louisville	0 12

Non-Div. I Games:

Cincinnati

Harvard

Harvard

RPI	S	Opponent	Score	
224	A	Dartmouth	7	15
224	A	Dartmouth	11	3
231	N	Saint Joseph's	5	3
233	H	Princeton	5	3
233	H	Princeton	12	0
233	H	Princeton	9	16
258	A	UMass Lowell	8	4

Harvard

Average RPI Win:		205	WON-LOST RECORD		WINNING PCT. RANK		LAST 10 GAMES		STRENGTH OF SCHEDULE		OPP. STRENGTH OF SCHEDULE		TEAM RPI		ADJ RPI		CONF. RPI		ADJ CONF. RPI		
DIV. I ONLY			28-17-0		.62222 57		5-5-0		207		182		102		.5201 102		18		18		
DIV. I NON-CONF.			16-8-0		.66667 57		1-1-0		247		179		107		.5231 107		21		21		
TOTALS		RPI 1-25		RPI 26-50		W-L RECORDS		RPI 51-100		RPI 101-150		RPI 150+									
28-17-0		1-3-0		0-1-0		OVERALL		0-0-0		4-5-0		23-8-0									
19-2-0		1-1-0		0-0-0		HOME		0-0-0		2-1-0		16-0-0									
9-15-0		0-2-0		0-1-0		AWAY		0-0-0		2-4-0		7-8-0									
0-0-0		0-0-0		0-0-0		NEUTRAL		0-0-0		0-0-0		0-0-0									
16-8-0		1-3-0		0-1-0		NON-CONFERENCE		0-0-0		0-0-0		15-4-0									
11-1-0		1-1-0		0-0-0		HOME		0-0-0		0-0-0		10-0-0									
5-7-0		0-2-0		0-0-		AWAY		0-0-0		0-0-0		5-4-0									
0-0-0		0-0-0		0-0-0		NEUTRAL		0-0-0		0-0-0		0-0-0									
12-9-0		0-0-0		0-0-0		CONFERENCE		0-0-0		4-5-0		8-4-0									
8-1-0		0-0-0		0-0-0		HOME		0-0-0		2-1-0		6-0-0									
4-8-0		0-0-0		0-0-0		AWAY		0-0-0		2-4-0		2-4-0									
0-0-0		0-0-0		0-0-0		NEUTRAL		0-0-0		0-0-0		0-0-0									
RPI	S	Opponent		Score		RPI	S	Opponent		Score		RPI	S	Opponent		Score					
7	A	Louisville		9	10	44	A	Kentucky		0	7			129	A	Austin Peay		4	3		
9	A	Tennessee		1	3									129	A	Austin Peay		6	7		
17	H	West Virginia		9	6									129	A	Austin Peay		1	9		
17	H	West Virginia		3	9									130	H	Eastern Ill.		4	5		
														130	H	Eastern Ill.		11	8		
														130	H	Eastern Ill.		10	8		
														146	A	Jacksonville St.		2	6		
														146	A	Jacksonville St.		5	0		
														146	A	Jacksonville St.		3	11		
														164	A	Southern Ill.		4	5		
														164	A	Southern Ill.		7	0		
														164	A	Southern Ill.		8	9		
														181	A	Marshall		5	4		
														182	A	Furman		6	5		
														182	A	Furman		6	3		
														182	A	Furman		11	16		
														183	A	Belmont		0	2		
														183	A	Belmont		3	4		
														183	A	Belmont		4	3		
														194	A	Charlotte		5	3		
														201	H	Eastern Ky.		7	5		
														201	H	Eastern Ky.		7	2		
														201	H	Eastern Ky.		15	4		
														208	A	UT Martin		4	5		
														208	A	UT Martin		0	2		
														208	A	UT Martin		6	2		
														208	A	UT Martin		6	2		
														218	H	NJIT		21	5		

More heads.
st.

M
o
r
e
h
e
a
d
s
t
.

Morehead St.

Non-Div. I Games:

Air Force

Average RPI Win: 160		WON-LOST	WINNING	LAST 10	STRENGTH OF		OPP. STRENGTH	TEAM	ADJ	CONF.	ADJ CONF.
Average RPI Loss: 70		RECORD	PCT. RANK	GAMES	SCHEDULE		OF SCHEDULE	RPI	RPI	RPI	RPI
DIV. I ONLY		22-22-0	.5 149	6-4-0	72		94	104	.51987	104	10
DIV. I NON-CONF.		13-10-0	.56522 115	2-0-0	55		106	82	.53441	82	8
TOTALS		RPI 1-25	RPI 26-50		W-L RECORDS		RPI 51-100		RPI 101-150		RPI 150+
22-22-0		0-3-0	5-3-0		OVERALL		2-11-0		2-4-0		13-1-0
16-8-0		0-1-0	3-1-0		HOME		1-6-0		0-0-0		12-0-0
6-14-0		0-2-0	2-2-0		AWAY		1-5-0		2-4-0		1-1-0
0-0-0		0-0-0	0-0-0		NEUTRAL		0-0-0		0-0-0		0-0-0
13-10-0		0-3-0	3-2-0		NON-CONFERENCE		0-4-0		0-0-0		10-1-0
10-5-0		0-1-0	1-0-0		HOME		0-4-0		0-0-0		9-0-0
3-5-0		0-2-0	2-0-0		AWAY		0-0-0		0-0-0		1-1-0
0-0-0		0-0-0	0-0-0		NEUTRAL		0-0-0		0-0-0		0-0-0
9-12-0		0-0-0	2-1-0		CONFERENCE		2-7-0		2-4-0		3-0-0
6-3-0		0-0-0	2-1-0		HOME		1-2-0		0-0-0		3-0-0
3-9-0		0-0-0	0-0-0		AWAY		1-5-0		2-4-0		0-0-0
0-0-0		0-0-0	0-0-0		NEUTRAL		0-0-0		0-0-0		0-0-0
RPI S	Opponent	Score	RPI S	Opponent	Score	RPI S	Opponent	Score	RPI S	Opponent	Score
4 A	Mississippi St.	5 7	33 H	Texas St.	2 8	52 H	Alabama	3 7	132 A	Arkansas St.	1 8
12 H	Auburn	2 6	33 H	Texas St.	1 0	52 H	Alabama	5 10	132 A	Arkansas St.	11 6
15 A	LSU	0 2	33 H	Texas St.	10 7	52 H	Alabama	1 6	132 A	Arkansas St.	0 6
			35 A	Clemson	4 3	58 H	Coastal Caro.	5 14	134 A	Louisiana	1 4
			35 A	Clemson	2 7	58 H	Coastal Caro.	4 9	134 A	Louisiana	4 8
			35 A	Clemson	2 6	58 H	Coastal Caro.	8 4	134 A	Louisiana	9 2
			38 A	Southern Miss.	15 6	64 A	Ga. Southern	6 2	154 H	Nicholls St.	6 3
			38 H	Southern Miss.	4 1	64 A	Ga. Southern	2 9	168 A	New Orleans	5 7
						64 A	Ga. Southern	12 16	168 H	New Orleans	22 7
						76 H	Southeastern La.	0 1	216 H	Sacred Heart	11 2
						80 A	UT Arlington	7 9	216 H	Sacred Heart	16 1
						80 A	UT Arlington	3 6	216 H	Sacred Heart	12 2
						80 A	UT Arlington	5 11	229 H	Georgia St.	9 7
									229 H	Georgia St.	10 7
									229 H	Georgia St.	4 2
									257 H	Tennessee Tech	7 3
									257 H	Tennessee Tech	10 2
									257 H	Tennessee Tech	8 1
									267 A	Alabama St.	13 0
									267 H	Alabama St.	14 2
LAST 10 GAMES											
35 A	Clemson	4 3	267 A	Alabama St.	13 0						
35 A	Clemson	2 7	229 H	Georgia St.	10 7						
64 A	Ga. Southern	6 2	229 H	Georgia St.	4 2						
64 A	Ga. Southern	12 16	229 H	Georgia St.	9 7						
64 A	Ga. Southern	2 9	38 H	Southern Miss.	4 1						

Non-Div. I Games:

South Alabama

Average RPI Win:		171	WON-LOST RECORD		WINNING PCT. RANK		LAST 10 GAMES		STRENGTH OF SCHEDULE		OPP. STRENGTH OF SCHEDULE		TEAM RPI		ADJ RPI		CONF. RPI		ADJ CONF. RPI	
DIV. I ONLY			25-20-0		.55556 108		4-6-0		123		135		105		.51975 105		8		8	
DIV. I NON-CONF.			13-11-0		.54167 128		2-2-0		153		146		138		.50465 138		10		10	
TOTALS		RPI 1-25		RPI 26-50		W-L RECORDS		RPI 51-100		RPI 101-150		RPI 150+								
25-20-0		0-2-0		0-4-0		OVERALL		7-9-0		5-3-0		13-2-0								
16-6-0		0-1-0		0-0-0		HOME		4-2-0		5-2-0		7-1-0								
8-12-0		0-1-0		0-4-0		AWAY		2-5-0		0-1-0		6-1-0								
1-2-0		0-0-0		0-0-0		NEUTRAL		1-2-0		0-0-0		0-0-0								
13-11-0		0-2-0		0-1-0		NON-CONFERENCE		2-5-0		3-2-0		8-1-0								
10-3-0		0-1-0		0-0-0		HOME		0-0-0		3-1-0		7-1-0								
2-6-0		0-1-0		0-0-		AWAY		1-3-0		0-1-0		1-0-0								
1-2-0		0-0-0		0-0-0		NEUTRAL		1-2-0		0-0-0		0-0-0								
12-9-0		0-0-0		0-3-0		CONFERENCE		5-4-0		2-1-0		5-1-0								
6-3-0		0-0-0		0-0-0		HOME		4-2-0		2-1-0		0-0-0								
6-6-0		0-0-0		0-3-0		AWAY		1-2-0		0-0-0		5-1-0								
0-0-0		0-0-0		0-0-0		NEUTRAL		0-0-0		0-0-0		0-0-0								
RPI	S	Opponent		Score		RPI	S	Opponent		Score		RPI	S	Opponent		Score				
19	A	Stanford		3	8	40	A	California		7	10	62	A	Fresno St.		6	8			
19	H	Stanford		1	11	47	A	Gonzaga		3	14	69	A	San Diego St.		4	8			
						47	A	Gonzaga		3	12	69	A	San Diego St.		3	6			
						47	A	Gonzaga		8	15	69	A	San Diego St.		9	8			
										77	H	LMU (CA)		5	6	138	H	Portland		
										77	H	LMU (CA)		3	2	138	H	Portland		
										77	H	LMU (CA)		1	2	147	H	San Jose St.		
										78	N	Kansas St.		0	7	147	H	San Jose St.		
										78	N	Kansas St.		3	1	155	A	Pacific		
										78	N	Kansas St.		5	11	155	A	Pacific		
										83	A	San Diego		4	6	155	A	Pacific		
										83	A	San Diego		10	4	180	H	UC Riverside		
										83	A	San Diego		3	10	180	H	UC Riverside		
										83	H	Saint Mary's (CA)		2	0	236	A	UC Davis		
										83	H	Saint Mary's (CA)		4	2	236	H	UC Davis		
										83	H	Saint Mary's (CA)		10	9	240	H	CSU Bakersfield		
																240	H	CSU Bakersfield		
																240	H	CSU Bakersfield		
																276	A	Santa Clara		
																276	A	Santa Clara		
																276	A	Santa Clara		
																288	H	Rider		
																288	H	Rider		
LAST 10 GAMES				LAST 10 GAMES				LAST 10 GAMES				LAST 10 GAMES								
120	H	Sacramento St.		3	2	236	A	UC Davis		19	14	155	A	Pacific		9	4			
47	A	Gonzaga		3	12	155	A	Pacific				155	A	Pacific		6	3			
47	A	Gonzaga		3	14	155	A	Pacific				155	A	Pacific		6	13			
47	A	Gonzaga		8	15	155	A	Pacific				155	A	Pacific		6	13			
236	H	UC Davis		2	4	121	H	Nevada		1	8									

Non-Div. I Games:

San Francisco

Average RPI Win: 139		WON-LOST	WINNING	LAST 10	STRENGTH OF		OPP. STRENGTH	TEAM	ADJ	CONF.	ADJ CONF.
Average RPI Loss: 86		RECORD	PCT. RANK	GAMES	SCHEDULE		OF SCHEDULE	RPI	RPI	RPI	RPI
DIV. I ONLY		17-22-0	.4359	204	3-7-0		74	86	106	.51959	106
DIV. I NON-CONF.		11-13-0	.45833	171	1-1-0		39	40	70	.54395	70
TOTALS		RPI 1-25	RPI 26-50		W-L RECORDS		RPI 51-100		RPI 101-150		RPI 150+
17-22-0		1-5-0	3-4-0		OVERALL		1-6-0		7-2-0		5-5-0
7-4-0		0-0-0	0-0-0		HOME		1-2-0		3-0-0		3-2-0
8-16-0		1-5-0	1-2-0		AWAY		0-4-0		4-2-0		2-3-0
2-2-0		0-0-0	2-2-0		NEUTRAL		0-0-0		0-0-0		0-0-0
11-13-0		1-5-0	3-4-0		NON-CONFERENCE		0-1-0		4-2-0		3-1-0
5-0-0		0-0-0	0-0-0		HOME		0-0-0		3-0-0		2-0-0
4-11-0		1-5-0	1-0-		AWAY		0-1-0		1-2-0		1-1-0
2-2-0		0-0-0	2-2-0		NEUTRAL		0-0-0		0-0-0		0-0-0
6-9-0		0-0-0	0-0-0		CONFERENCE		1-5-0		3-0-0		2-4-0
2-4-0		0-0-0	0-0-0		HOME		1-2-0		0-0-0		1-2-0
4-5-0		0-0-0	0-0-0		AWAY		0-3-0		3-0-0		1-2-0
0-0-0		0-0-0	0-0-0		NEUTRAL		0-0-0		0-0-0		0-0-0
RPI S	Opponent	Score	RPI S	Opponent	Score	RPI S	Opponent	Score	RPI S	Opponent	Score
8 A	Georgia Tech	1 12	32 N	BYU	3 2	54 A	Michigan	1 4	128 A	Kent St.	1 12
8 A	Georgia Tech	2 9	32 N	BYU	3 4	54 A	Michigan	1 10	128 A	Kent St.	5 11
8 A	Georgia Tech	5 1	32 N	BYU	2 11	54 A	Michigan	2 3	131 A	Milwaukee	6 1
24 A	Missouri	2 3	40 N	California	9 5	85 H	Maryland	10 12	144 A	Ohio St.	7 2
24 A	Missouri	11 16	41 A	Duke	5 3	85 H	Maryland	13 7	144 A	Ohio St.	10 4
24 A	Missouri	4 9	41 A	Duke	8 23	85 H	Maryland	8 13	144 A	Ohio St.	13 5
			41 A	Duke	4 5	98 A	Notre Dame	2 6	147 H	San Jose St.	6 0
									147 H	San Jose St.	6 5
									147 H	San Jose St.	1 0
									187 A	Michigan St.	2 8
									187 A	Michigan St.	3 2
									187 A	Michigan St.	3 8
									193 H	Purdue	7 9
									193 H	Purdue	2 5
									193 H	Purdue	2 1
									220 A	UIC	2 4
									220 H	UIC	6 1
									277 A	Chicago St.	13 1
									277 H	Chicago St.	11 6
			LAST 10 GAMES								
			187 A	Michigan St.	3 2	32 N	BYU	2 11			
			187 A	Michigan St.	2 8	128 A	Kent St.	1 12			
			85 H	Maryland	10 12	187 A	Michigan St.	3 8			
			85 H	Maryland	13 7	220 H	UIC	6 1			
			128 A	Kent St.	5 11	54 A	Michigan	1 10			

Non-Div. I Games: MacMurray 9 0

Northwestern

Average RPI Win:		130	WON-LOST RECORD		WINNING PCT. RANK	LAST 10 GAMES	STRENGTH OF SCHEDULE		OPP. STRENGTH OF SCHEDULE	TEAM RPI	ADJ RPI	CONF. RPI	ADJ CONF. RPI
Average RPI Loss:		81											
DIV. I ONLY			21-22-0		.48837 159	7-3-0	65		72	107	.51903 107	10	10
DIV. I NON-CONF.			8-15-0		.34783 218	1-1-0	19		79	146	.50136 146	8	8
TOTALS		RPI 1-25	RPI 26-50		W-L RECORDS		RPI 51-100		RPI 101-150		RPI 150+		
21-22-0		1-6-0	1-2-0		OVERALL		6-7-0		7-4-0		6-3-0		
13-11-0		0-3-0	1-2-0		HOME		2-1-0		4-3-0		6-2-0		
8-11-0		1-3-0	0-0-0		AWAY		4-6-0		3-1-0		0-1-0		
0-0-0		0-0-0	0-0-0		NEUTRAL		0-0-0		0-0-0		0-0-0		
8-15-0		1-6-0	1-2-0		NON-CONFERENCE		1-4-0		2-0-0		3-3-0		
5-8-0		0-3-0	1-2-0		HOME		0-1-0		1-0-0		3-2-0		
3-7-0		1-3-0	0-0-0		AWAY		1-3-0		1-0-0		0-1-0		
0-0-0		0-0-0	0-0-0		NEUTRAL		0-0-0		0-0-0		0-0-0		
13-7-0		0-0-0	0-0-0		CONFERENCE		5-3-0		5-4-0		3-0-0		
8-3-0		0-0-0	0-0-0		HOME		2-0-0		3-3-0		3-0-0		
5-4-0		0-0-0	0-0-0		AWAY		3-3-0		2-1-0		0-0-0		
0-0-0		0-0-0	0-0-0		NEUTRAL		0-0-0		0-0-0		0-0-0		
RPI S	Opponent	Score	RPI S	Opponent	Score	RPI S	Opponent	Score	RPI S	Opponent	Score		
3 A	Arkansas	17 7	48 H	Evansville	7 5	57 A	Louisiana Tech	4 5	116 H	Troy	4 3		
4 A	Mississippi St.	4 15	48 H	Evansville	5 10	57 H	Louisiana Tech	3 5	116 H	Troy	5 11		
20 H	Creighton	8 10	48 H	Evansville	1 3	58 H	Coastal Caro.	8 5	116 H	Troy	4 3		
20 H	Creighton	8 13				58 H	Coastal Caro.	14 0	134 H	Louisiana	10 16		
20 H	Creighton	10 12				64 A	Ga. Southern	6 7	134 H	Louisiana	2 4		
21 A	Ole Miss	8 11				64 A	Ga. Southern	11 10	134 H	Louisiana	4 1		
23 A	Oklahoma St.	3 8				64 A	Ga. Southern	10 15	135 A	La.-Monroe	7 3		
						80 A	UT Arlington	1 11	135 A	La.-Monroe	2 5		
						80 A	UT Arlington	13 3	135 A	La.-Monroe	4 2		
						80 A	UT Arlington	9 7	143 A	Central Ark.	5 1		
						95 A	Northwestern St.	5 7	143 H	Central Ark.	4 2		
						95 A	Northwestern St.	0 1	174 H	South Dakota St.	6 8		
						95 A	Northwestern St.	7 5	174 H	South Dakota St.	10 3		
									174 H	South Dakota St.	7 6		
									174 H	South Dakota St.	4 9		
									200 A	Oral Roberts	3 4		
									229 H	Georgia St.	3 2		
									229 H	Georgia St.	6 2		
									229 H	Georgia St.	9 1		
									291 H	Ark.-Pine Bluff	12 3		
LAST 10 GAMES													
						58 H	Coastal Caro.	14 0	116 H	Troy	4 3		
						58 H	Coastal Caro.	8 5	116 H	Troy	5 11		
						95 A	Northwestern St.	5 7	116 H	Troy	4 3		
						95 A	Northwestern St.	7 5	57 A	Louisiana Tech	4 5		
						174 H	South Dakota St.	10 3	135 A	La.-Monroe	4 2		

Non-Div. I Games:

Little Rock

Average RPI Win: 167		WON-LOST	WINNING	LAST 10	STRENGTH OF		OPP. STRENGTH	TEAM	ADJ	CONF.	ADJ CONF.
Average RPI Loss: 69		RECORD	PCT. RANK	GAMES	SCHEDULE		OF SCHEDULE	RPI	RPI	RPI	RPI
DIV. I ONLY		22-21-0	.51163	143	7-3-0		49	115	108	.51893	108
DIV. I NON-CONF.		18-10-0	.64286	75	5-1-0		95	200	79	.53594	79
TOTALS		RPI 1-25	RPI 26-50		W-L RECORDS		RPI 51-100		RPI 101-150		RPI 150+
22-21-0		0-6-0	3-1-0		OVERALL		5-11-0		2-2-0		12-1-0
19-10-0		0-3-0	3-1-0		HOME		4-5-0		1-1-0		11-0-0
3-11-0		0-3-0	0-0-0		AWAY		1-6-0		1-1-0		1-1-0
0-0-0		0-0-0	0-0-0		NEUTRAL		0-0-0		0-0-0		0-0-0
18-10-0		0-3-0	1-0-0		NON-CONFERENCE		3-4-0		2-2-0		12-1-0
16-4-0		0-0-0	1-0-0		HOME		3-3-0		1-1-0		11-0-0
2-6-0		0-3-0	0-0-		AWAY		0-1-0		1-1-0		1-1-0
0-0-0		0-0-0	0-0-0		NEUTRAL		0-0-0		0-0-0		0-0-0
4-11-0		0-3-0	2-1-0		CONFERENCE		2-7-0		0-0-0		0-0-0
3-6-0		0-3-0	2-1-0		HOME		1-2-0		0-0-0		0-0-0
1-5-0		0-0-0	0-0-0		AWAY		1-5-0		0-0-0		0-0-0
0-0-0		0-0-0	0-0-0		NEUTRAL		0-0-0		0-0-0		0-0-0
RPI	S	Opponent	Score	RPI	S	Opponent	Score	RPI	S	Opponent	Score
5	H	East Carolina	7 13	31	H	Florida	6 1	67	A	UCF	1 4
5	H	East Carolina	0 4	43	H	Houston	1 7	67	A	UCF	0 5
5	H	East Carolina	1 5	43	H	Houston	4 3	67	A	UCF	6 3
14	A	North Carolina	2 3	43	H	Houston	5 3	68	H	Liberty	4 6
14	A	North Carolina	3 5					68	H	Liberty	4 2
14	A	North Carolina	1 2					68	H	Liberty	4 5
								81	A	Tulane	11 20
								81	A	Tulane	2 9
								81	A	Tulane	4 6
								92	H	Samford	4 1
								92	H	Samford	7 4
								92	H	Samford	3 7
								94	A	Jacksonville	7 8
								100	H	Cincinnati	5 6
								100	H	Cincinnati	4 2
								100	H	Cincinnati	1 4
											</

Non-Div. I Games:

South Fla.

W
i
l
l
i
a
m
&
M
a
r
y

William & Mary

RPI	S	Opponent	Score	
262	A	Norfolk St.	17	2
262	H	Norfolk St.	16	6

William & Mary

W
i
l
l
i
a
m
&
M
a
r
y

W
i
l
l
i
a
m
&
M
a
r
y

Average RPI Win:	158	WON-LOST RECORD	WINNING PCT. RANK	LAST 10 GAMES	STRENGTH OF SCHEDULE	OPP. STRENGTH OF SCHEDULE	TEAM RPI	ADJ RPI	CONF. RPI	ADJ CONF. RPI		
DIV. I ONLY		26-18-0	.59091	78	8-2-0	94	162	110	.51773	110	14	14
DIV. I NON-CONF.		18-12-0	.6	93	4-1-0	104	180	121	.51489	121	17	17
<hr/>												
TOTALS	RPI 1-25	RPI 26-50		W-L RECORDS		RPI 51-100		RPI 101-150		RPI 150+		
26-18-0	2-2-0	3-0-0		OVERALL		2-7-0		4-2-0		15-7-0		
21-10-0	2-1-0	2-0-0		HOME		2-2-0		3-1-0		12-6-0		
4-6-0	0-0-0	1-0-0		AWAY		0-5-0		1-0-0		2-1-0		
1-2-0	0-1-0	0-0-0		NEUTRAL		0-0-0		0-1-0		1-0-0		
18-12-0	2-2-0	3-0-0		NON-CONFERENCE		0-3-0		2-1-0		11-6-0		
14-8-0	2-1-0	2-0-0		HOME		0-1-0		1-0-0		9-6-0		
3-2-0	0-0-0	1-0-		AWAY		0-2-0		1-0-0		1-0-0		
1-2-0	0-1-0	0-0-0		NEUTRAL		0-0-0		0-1-0		1-0-0		
8-6-0	0-0-0	0-0-0		CONFERENCE		2-4-0		2-1-0		4-1-0		
7-2-0	0-0-0	0-0-0		HOME		2-1-0		2-1-0		3-0-0		
1-4-0	0-0-0	0-0-0		AWAY		0-3-0		0-0-0		1-1-0		
0-0-0	0-0-0	0-0-0		NEUTRAL		0-0-0		0-0-0		0-0-0		
<hr/>												
RPI S	Opponent	Score		RPI S	Opponent	Score		RPI S	Opponent	Score		
9 N	Tennessee	2	10	31 A	Florida	7	1	53 A	Florida St.	3	4	
24 H	Missouri	4	2	50 H	Fla. Atlantic	9	8	67 A	UCF	0	5	
24 H	Missouri	5	4	50 H	Fla. Atlantic	7	5	67 H	UCF	7	9	
24 H	Missouri	4	5					68 A	Liberty	2	8	
								68 A	Liberty	3	4	
								68 A	Liberty	2	6	
								94 H	Jacksonville	8	10	
								94 H	Jacksonville	11	3	
								94 H	Jacksonville	3	2	

Non-Div. I Games:

North Florida

RPI	S	Opponent	Score	
269	H	Bethune-Cookman	2	6

North Florida

N
o
r
t
h
F
l
o
r
i
d
a

N
o
r
t
h
F
l
o
r
i
d
a

Average RPI Win:	198	WON-LOST	WINNING	LAST 10	STRENGTH OF	OPP. STRENGTH	TEAM	ADJ	CONF.	ADJ CONF.		
Average RPI Loss:	118	RECORD	PCT. RANK	GAMES	SCHEDULE	OF SCHEDULE	RPI	RPI	RPI	RPI		
DIV. I ONLY		30-15-0	.66667	42	6-4-0	196	130	111	.51763	111	14	14
DIV. I NON-CONF.		18-12-0	.6	93	0-3-0	235	119	172	.48593	172	17	17
<hr/>												
TOTALS	RPI 1-25	RPI 26-50		W-L RECORDS		RPI 51-100		RPI 101-150		RPI 150+		
30-15-0	0-3-0	1-2-0		OVERALL		3-0-0		3-6-0		23-4-0		
25-7-0	0-1-0	0-0-0		HOME		3-0-0		2-3-0		20-3-0		
5-8-0	0-2-0	1-2-0		AWAY		0-0-0		1-3-0		3-1-0		
0-0-0	0-0-0	0-0-0		NEUTRAL		0-0-0		0-0-0		0-0-0		
18-12-0	0-3-0	1-2-0		NON-CONFERENCE		0-0-0		2-4-0		15-3-0		
16-7-0	0-1-0	0-0-0		HOME		0-0-0		2-3-0		14-3-0		
2-5-0	0-2-0	1-0-		AWAY		0-0-0		0-1-0		1-0-0		
0-0-0	0-0-0	0-0-0		NEUTRAL		0-0-0		0-0-0		0-0-0		
12-3-0	0-0-0	0-0-0		CONFERENCE		3-0-0		1-2-0		8-1-0		
9-0-0	0-0-0	0-0-0		HOME		3-0-0		0-0-0		6-0-0		
3-3-0	0-0-0	0-0-0		AWAY		0-0-0		1-2-0		2-1-0		
0-0-0	0-0-0	0-0-0		NEUTRAL		0-0-0		0-0-0		0-0-0		
RPI	S	Opponent	Score	RPI	S	Opponent	Score	RPI	S	Opponent	Score	
10	A	Miami (FL)	9 13	31	A	Florida	0 15	94	H	Jacksonville	12 1	
10	A	Miami (FL)	4 13	31	A	Florida	7 2	94	H	Jacksonville	2 1	
10	H	Miami (FL)	1 10	50	A	Fla. Atlantic	5 11	94	H	Jacksonville	3 1	
								110 A North Florida				4 7
								110 A North Florida				5 2
								110 A North Florida				8 14
								144 H Ohio St.				0 2
								149 H Rutgers				11 3
								149 H Rutgers				4 1
								149 H Rutgers				1 4
								156 A FIU				11 6
								156 H FIU				3 0
								189 H Lipscomb				5 3
								189 H Lipscomb				10 9
								189 H Lipscomb				6 2
								205 A Kennesaw St.				6 4
								205 A Kennesaw St.				0 4
								205 A Kennesaw St.				8 4
								209 H Quinnipiac				4 9
								209 H Quinnipiac				9 8
								209 H Quinnipiac				6 5
								232 H LIU Brooklyn				9 1
								232 H LIU Brooklyn				10 0
								232 H LIU Brooklyn				10 1
								244 H North Ala.				6 5
								244 H North Ala.				7 2
								244 H North Ala.				6 3
								244 H North Ala.				6 3
								251 H Siena				18 8
								251 H Siena				18 8

Non-Div. I Games:

FGCU

RPI	S	Opponent	Score	
251	H	Siena	8	0
251	H	Siena	1	2
251	H	Siena	17	6
260	H	Towson	20	3
260	H	Towson	5	2
260	H	Towson	6	3
269	H	Bethune-Cookman	23	3
269	H	Bethune-Cookman	12	5
269	H	Bethune-Cookman	3	6

FGCU

Average RPI Win:		213	WON-LOST RECORD		WINNING PCT. RANK		LAST 10 GAMES		STRENGTH OF SCHEDULE		OPP. STRENGTH OF SCHEDULE		TEAM RPI		ADJ RPI		CONF. RPI		ADJ CONF. RPI										
DIV. I ONLY			31-11-0		.7381		14		8-2-0		264		200		112		.51718		112		22		22						
DIV. I NON-CONF.			18-6-0		.75		28		2-0-0		231		149		86		.53287		85		25		25						
TOTALS		RPI 1-25		RPI 26-50				W-L RECORDS				RPI 51-100				RPI 101-150				RPI 150+									
31-11-0		0-2-0		1-1-0				OVERALL				1-1-0				4-2-0				25-5-0									
22-4-0		0-0-0		0-0-0				HOME				0-0-0				2-1-0				20-3-0									
8-6-0		0-1-0		0-1-0				AWAY				1-1-0				2-1-0				5-2-0									
1-1-0		0-1-0		1-0-0				NEUTRAL				0-0-0				0-0-0				0-0-0									
18-6-0		0-2-0		1-1-0				NON-CONFERENCE				1-1-0				0-0-0				16-2-0									
15-2-0		0-0-0		0-0-0				HOME				0-0-0				0-0-0				15-2-0									
2-3-0		0-1-0		0-0-				AWAY				1-1-0				0-0-0				1-0-0									
1-1-0		0-1-0		1-0-0				NEUTRAL				0-0-0				0-0-0				0-0-0									
13-5-0		0-0-0		0-0-0				CONFERENCE				0-0-0				4-2-0				9-3-0									
7-2-0		0-0-0		0-0-0				HOME				0-0-0				2-1-0				5-1-0									
6-3-0		0-0-0		0-0-0				AWAY				0-0-0				2-1-0				4-2-0									
0-0-0		0-0-0		0-0-0				NEUTRAL				0-0-0				0-0-0				0-0-0									
RPI	S	Opponent		Score		RPI	S	Opponent		Score		RPI	S	Opponent		Score		RPI	S	Opponent		Score							
16	A	Texas Tech		0	7	42	A	Arizona St.		3	7	79	A	Arizona		15	13	120	A	Sacramento St.		3	2						
16	N	Texas Tech		5	10	46	N	Xavier		6	4	79	A	Arizona		10	14	120	A	Sacramento St.		3	4						
																		120	A	Sacramento St.		12	4						
																		126	H	Grand Canyon		9	2						
																		126	H	Grand Canyon		9	4						
																		126	H	Grand Canyon		4	7						
																		157	A	New Mexico		11	8						
																		157	H	New Mexico		13	5						
																		170	H	Yale		2	4						
																		170	H	Yale		19	6						
																		170	H	Yale		14	6						
																		170	H	Yale		13	6						
																		239	H	Delaware		11	4						
																		239	H	Delaware		11	3						
																		239	H	Delaware		17	3						
																		239	H	Delaware		15	2						
																		240	H	CSU Bakersfield		4	9						
																		240	H	CSU Bakersfield		23	1						
																		240	H	CSU Bakersfield		12	9						
																		246	H	Texas Southern		38	6						
																		246	H	Texas Southern		20	2						
																		246	H	Texas Southern		16	3						
																		246	H	Texas Southern		24	8						
																		254	H	La Salle		16	5						
																		254	H	La Salle		6	1						
																		254	H	La Salle		8	9						
																		254	H	La Salle		7	3						

New Mexico St.

UNLV

Average RPI Win: 129		WON-LOST RECORD		WINNING PCT. RANK		LAST 10 GAMES		STRENGTH OF SCHEDULE		OPP. STRENGTH OF SCHEDULE		TEAM RPI		ADJ RPI		CONF. RPI		ADJ CONF. RPI	
DIV. I ONLY		25-21-0		.54348 122		5-5-0		110		109		113		.51658 113		9		9	
DIV. I NON-CONF.		13-9-0		.59091 102		0-2-0		101		96		108		.52267 108		9		9	
TOTALS		RPI 1-25		RPI 26-50		W-L RECORDS		RPI 51-100		RPI 101-150		RPI 150+							
25-21-0		2-3-0		1-1-0		OVERALL		6-3-0		7-10-0		9-4-0							
19-9-0		1-1-0		1-0-0		HOME		4-2-0		4-3-0		9-3-0							
6-12-0		1-2-0		0-1-0		AWAY		2-1-0		3-7-0		0-1-0							
0-0-0		0-0-0		0-0-0		NEUTRAL		0-0-0		0-0-0		0-0-0							
13-9-0		2-3-0		1-1-0		NON-CONFERENCE		2-1-0		0-2-0		8-2-0							
12-4-0		1-1-0		1-0-0		HOME		2-1-0		0-1-0		8-1-0							
1-5-0		1-2-0		0-0-		AWAY		0-0-0		0-1-0		0-1-0							
0-0-0		0-0-0		0-0-0		NEUTRAL		0-0-0		0-0-0		0-0-0							
12-12-0		0-0-0		0-0-0		CONFERENCE		4-2-0		7-8-0		1-2-0							
7-5-0		0-0-0		0-0-0		HOME		2-1-0		4-2-0		1-2-0							
5-7-0		0-0-0		0-0-0		AWAY		2-1-0		3-6-0		0-0-0							
0-0-0		0-0-0		0-0-0		NEUTRAL		0-0-0		0-0-0		0-0-0							
RPI	S	Opponent		Score		RPI	S	Opponent		Score		RPI	S	Opponent		Score			
13	H	UC Santa Barbara		9 8		42	A	Arizona St.		2 9		62	A	Fresno St.		4 6			
13	H	UC Santa Barbara		2 13		42	H	Arizona St.		10 9		62	A	Fresno St.		4 3			
19	A	Stanford		2 3								62	A	Fresno St.		7 3			
19	A	Stanford		5 6								69	H	San Diego St.		5 4			
19	A	Stanford		2 1								69	H	San Diego St.		4 11			
												69	H	San Diego St.		5 1			
												72	H	Bradley		4 2			
												72	H	Bradley		3 2			
												72	H	Bradley		5 8			

RPI	S	Opponent	Score	
265	H	Seattle U	8	5
265	H	Seattle U	11	10
265	H	Seattle U	0	4

UNLV

U
N
L
V

U
N
L
V

Average RPI Win: 152		WON-LOST	WINNING	LAST 10	STRENGTH OF		OPP. STRENGTH	TEAM	ADJ	CONF.	ADJ CONF.
Average RPI Loss: 102		RECORD	PCT. RANK	GAMES	SCHEDULE		OF SCHEDULE	RPI	RPI	RPI	RPI
DIV. I ONLY		22-20-0	.52381 131	5-5-0	98		102	114	.51643 114	5	5
DIV. I NON-CONF.		16-12-0	.57143 111	3-1-0	143		177	139	.50367 139	5	5
TOTALS		RPI 1-25	RPI 26-50		W-L RECORDS		RPI 51-100		RPI 101-150		RPI 150+
22-20-0		0-3-0	4-5-0		OVERALL		2-3-0		3-2-0		13-7-0
15-10-0		0-1-0	3-3-0		HOME		1-1-0		1-0-0		10-5-0
7-10-0		0-2-0	1-2-0		AWAY		1-2-0		2-2-0		3-2-0
0-0-0		0-0-0	0-0-0		NEUTRAL		0-0-0		0-0-0		0-0-0
16-12-0		0-3-0	1-2-0		NON-CONFERENCE		0-0-0		2-0-0		13-7-0
12-8-0		0-1-0	1-2-0		HOME		0-0-0		1-0-0		10-5-0
4-4-0		0-2-0	0-0-		AWAY		0-0-0		1-0-0		3-2-0
0-0-0		0-0-0	0-0-0		NEUTRAL		0-0-0		0-0-0		0-0-0
6-8-0		0-0-0	3-3-0		CONFERENCE		2-3-0		1-2-0		0-0-0
3-2-0		0-0-0	2-1-0		HOME		1-1-0		0-0-0		0-0-0
3-6-0		0-0-0	1-2-0		AWAY		1-2-0		1-2-0		0-0-0
0-0-0		0-0-0	0-0-0		NEUTRAL		0-0-0		0-0-0		0-0-0
RPI S	Opponent	Score	RPI S	Opponent	Score	RPI S	Opponent	Score	RPI S	Opponent	Score
3 A	Arkansas	3 10	26 A	UConn	1 3	67 A	UCF	11 12	117 A	Wichita St.	3 7
21 A	Ole Miss	2 5	26 A	UConn	2 4	67 A	UCF	12 7	117 A	Wichita St.	6 3
21 H	Ole Miss	6 9	26 A	UConn	7 1	67 A	UCF	6 7	117 A	Wichita St.	4 8
			29 H	Indiana	0 6	81 H	Tulane	5 20	132 A	Arkansas St.	7 4
			29 H	Indiana	6 3	81 H	Tulane	11 8	132 H	Arkansas St.	11 9
			29 H	Indiana	1 6				164 H	Southern Ill.	1 2
			43 H	Houston	3 4				164 H	Southern Ill.	7 2
			43 H	Houston	6 4				173 H	Murray St.	6 10
			43 H	Houston	7 3				177 A	Western Ky.	12 4
									177 A	Western Ky.	9 6
									177 A	Western Ky.	10 4
									186 H	UNCW	6 15
									186 H	UNCW	10 8
									186 H	UNCW	7 4
									189 A	Lipscomb	2 3
									206 H	Southern U.	10 1
									206 H	Southern U.	14 12
									206 H	Southern U.	1 6
									207 H	Middle Tenn.	7 5
									207 H	Middle Tenn.	8 6
									207 H	Middle Tenn.	1 2
									244 H	North Ala.	3 2
									244 H	North Ala.	18 11
									273 A	Southeast Mo. St.	6 7
									290 H	Mississippi Val.	8 1
			LAST 10 GAMES								
			206 H	Southern U.	10 1	177 A	Western Ky.	12 4			
			206 H	Southern U.	14 12	207 H	Middle Tenn.	8 6			
			43 H	Houston	6 4	207 H	Middle Tenn.	7 5			
			43 H	Houston	7 3	67 A	UCF	6 7			
			21 H	Ole Miss	6 9	67 A	UCF	12 7			

Non-Div. I Games:

Memphis

Average RPI Win: 211		WON-LOST RECORD	WINNING PCT. RANK	LAST 10 GAMES	STRENGTH OF SCHEDULE	OPP. STRENGTH OF SCHEDULE	TEAM RPI	ADJ RPI	CONF. RPI	ADJ CONF. RPI													
Average RPI Loss: 149																							
DIV. I ONLY		24-16-0	.6	70	5-5-0	204	216	116	.51609	115	24	24											
DIV. I NON-CONF.		11-11-0	.5	141	0-3-0	193	163	130	.5102	129	20	20											
<hr/>																							
TOTALS		RPI 1-25		RPI 26-50		W-L RECORDS		RPI 51-100		RPI 101-150		RPI 150+											
24-16-0		0-3-0		0-0-0		OVERALL		1-2-0		0-2-0		23-9-0											
12-3-0		0-0-0		0-0-0		HOME		0-0-0		0-0-0		12-3-0											
12-13-0		0-3-0		0-0-0		AWAY		1-2-0		0-2-0		11-6-0											
0-0-0		0-0-0		0-0-0		NEUTRAL		0-0-0		0-0-0		0-0-0											
11-11-0		0-3-0		0-0-0		NON-CONFERENCE		1-2-0		0-2-0		10-4-0											
4-2-0		0-0-0		0-0-0		HOME		0-0-0		0-0-0		4-2-0											
7-9-0		0-3-0		0-0-		AWAY		1-2-0		0-2-0		6-2-0											
0-0-0		0-0-0		0-0-0		NEUTRAL		0-0-0		0-0-0		0-0-0											
13-5-0		0-0-0		0-0-0		CONFERENCE		0-0-0		0-0-0		13-5-0											
8-1-0		0-0-0		0-0-0		HOME		0-0-0		0-0-0		8-1-0											
5-4-0		0-0-0		0-0-0		AWAY		0-0-0		0-0-0		5-4-0											
0-0-0		0-0-0		0-0-0		NEUTRAL		0-0-0		0-0-0		0-0-0											
RPI	S	Opponent		Score		RPI	S	Opponent		Score		RPI	S	Opponent		Score							
3	A	Arkansas		3	4							123	A	St. John's (NY)		3	6						
3	A	Arkansas		1	3							149	A	Rutgers		5	6						
3	A	Arkansas		7	15							156	A	FIU		13	7						
												156	A	FIU		7	6						
												156	A	FIU		2	13						
												179	A	Army West Point		13	4						
												190	H	Fairfield		1	9						
												195	A	Binghamton		6	3						
												195	A	Binghamton		0	5						
												195	A	Binghamton		7	6						
												203	H	Maine		5	3						
												203	H	Maine		2	0						
												203	H	Maine		8	3						
												211	A	Hartford		5	6						
												211	A	Hartford		5	9						
												211	A	Hartford		7	5						
												216	A	Sacred Heart		8	1						
												216	H	Sacred Heart		12	9						
												216	H	Sacred Heart		4	1						
												221	A	Central Conn. St.		9	3						
												226	A	UMBC		11	3						
												226	A	UMBC		3	2						
												226	A	UMBC		6	8						
												226	H	UMBC		8	5						
												226	H	UMBC		4	3						
												226	H	UMBC		9	3						
												232	A	LIU Brooklyn		6	7						
<hr/>																							
LAST 10 GAMES																							
247 H Albany (NY)						3	4	226 H UMBC						4	3	226 A UMBC						6	8
247 H Albany (NY)						8	3	3 A Arkansas						1	3	226 H UMBC						8	5
216 H Sacred Heart						4	1	211 A Hartford						7	5	226 H UMBC						4	3
179 A Army West Point						13	4	226 H UMBC						8	5	226 H UMBC						9	3
226 H UMBC						9	3	195 A Binghamton						0	5	232 A LIU Brooklyn						6	7

Non-Div. I Games:

Stony Brook

RPI	S	Opponent	Score	
232	H	LIU Brooklyn	9	3
247	H	Albany (NY)	8	3
247	H	Albany (NY)	3	4
247	H	Albany (NY)	7	4
280	A	Iona	11	7
280	H	Iona	4	2
280	H	Iona	8	12

Stony Brook

S
t
o
n
y
B
r
o
o
k

S
t
o
n
y
B
r
o
o
k

T
r
o
y

Troy

RPI	S	Opponent	Score	
267	A	Alabama St.	20	5
267	H	Alabama St.	8	7

Troy

T
r
o
y

T
r
o
y

Average RPI Win: 130		WON-LOST	WINNING	LAST 10	STRENGTH OF		OPP. STRENGTH	TEAM	ADJ	CONF.	ADJ CONF.
Average RPI Loss: 70		RECORD	PCT. RANK	GAMES	SCHEDULE		OF SCHEDULE	RPI	RPI	RPI	RPI
DIV. I ONLY		20-23-0	.46512	182	2-8-0		47	58	118	.51529	117
DIV. I NON-CONF.		15-13-0	.53571	132	0-1-0		53	64	90	.5315	90
TOTALS		RPI 1-25	RPI 26-50		W-L RECORDS		RPI 51-100		RPI 101-150		RPI 150+
20-23-0		2-6-0	0-4-0		OVERALL		7-8-0		5-4-0		6-1-0
15-9-0		2-1-0	0-4-0		HOME		4-1-0		4-3-0		5-0-0
3-11-0		0-4-0	0-0-0		AWAY		3-6-0		0-1-0		0-0-0
2-3-0		0-1-0	0-0-0		NEUTRAL		0-1-0		1-0-0		1-1-0
15-13-0		2-6-0	0-1-0		NON-CONFERENCE		4-2-0		3-3-0		6-1-0
11-4-0		2-1-0	0-1-0		HOME		2-0-0		2-2-0		5-0-0
2-6-0		0-4-0	0-0-		AWAY		2-1-0		0-1-0		0-0-0
2-3-0		0-1-0	0-0-0		NEUTRAL		0-1-0		1-0-0		1-1-0
5-10-0		0-0-0	0-3-0		CONFERENCE		3-6-0		2-1-0		0-0-0
4-5-0		0-0-0	0-3-0		HOME		2-1-0		2-1-0		0-0-0
1-5-0		0-0-0	0-0-0		AWAY		1-5-0		0-0-0		0-0-0
0-0-0		0-0-0	0-0-0		NEUTRAL		0-0-0		0-0-0		0-0-0
RPI S	Opponent	Score	RPI S	Opponent	Score	RPI S	Opponent	Score	RPI S	Opponent	Score
16 A	Texas Tech	4 15	36 H	Oklahoma	4 9	59 N	Pepperdine	8 13	114 H	Memphis	3 6
16 A	Texas Tech	2 12	43 H	Houston	4 7	67 H	UCF	8 6	114 H	Memphis	8 4
16 A	Texas Tech	10 15	43 H	Houston	5 13	67 H	UCF	6 4	114 H	Memphis	7 3
19 N	Stanford	4 5	43 H	Houston	3 7	67 H	UCF	3 11	126 A	Grand Canyon	1 9
20 H	Creighton	7 5				78 H	Kansas St.	8 5	126 N	Grand Canyon	8 7
20 H	Creighton	4 3				80 A	UT Arlington	8 6	140 H	Rhode Island	1 6
23 A	Oklahoma St.	7 10				80 A	UT Arlington	2 5	140 H	Rhode Island	8 13
23 H	Oklahoma St.	0 1				81 A	Tulane	4 8	140 H	Rhode Island	8 7
						81 A	Tulane	6 12	140 H	Rhode Island	5 1
						81 A	Tulane	12 11	153 N	SFA	18 2
						93 A	Kansas	9 1	153 N	SFA	2 3
						93 H	Kansas	3 2	200 H	Oral Roberts	8 2
						100 A	Cincinnati	1 5	204 H	Omaha	12 2
						100 A	Cincinnati	9 11	269 H	Bethune-Cookman	2 0
						100 A	Cincinnati	4 10	269 H	Bethune-Cookman	11 4
									269 H	Bethune-Cookman	7 0
LAST 10 GAMES											
	81 A Tulane	4 8		100 A Cincinnati	1 5						
	81 A Tulane	6 12		36 H Oklahoma	4 9						
	140 H Rhode Island	1 6		67 H UCF	6 4						
	100 A Cincinnati	4 10		67 H UCF	3 11						
	100 A Cincinnati	9 11		67 H UCF	8 6						

Non-Div. I Games:

Wichita St.

Ballst.

Ball St.

RPI	S	Opponent	Score	
284	H	Eastern Mich.	3	2
296	N	Mt. St. Mary's	12	9
298	H	Purdue Fort Wayne	11	6
298	H	Purdue Fort Wayne	12	11

Ball St.

B
a
l
l
S
t
.

B
a
l
l
S
t
.

Average RPI Win:	123	WON-LOST RECORD	WINNING PCT. RANK	LAST 10 GAMES	STRENGTH OF SCHEDULE	OPP. STRENGTH OF SCHEDULE	TEAM RPI	ADJ RPI	CONF. RPI	ADJ CONF. RPI		
DIV. I ONLY		12-25-0	.32432	258	4-6-0	18	27	120	.51511	119	4	4
DIV. I NON-CONF.		8-8-0	.5	141	1-1-0	116	94	110	.52224	110	3	3
<hr/>												
TOTALS	RPI 1-25	RPI 26-50		W-L RECORDS		RPI 51-100		RPI 101-150		RPI 150+		
12-25-0	0-10-0	2-7-0		OVERALL		5-5-0		2-2-0		3-1-0		
5-7-0	0-0-0	2-6-0		HOME		2-1-0		0-0-0		1-0-0		
3-16-0	0-10-0	0-1-0		AWAY		2-3-0		1-1-0		0-1-0		
4-2-0	0-0-0	0-0-0		NEUTRAL		1-1-0		1-1-0		2-0-0		
8-8-0	0-1-0	1-2-0		NON-CONFERENCE		2-2-0		2-2-0		3-1-0		
2-1-0	0-0-0	1-1-0		HOME		0-0-0		0-0-0		1-0-0		
2-5-0	0-1-0	0-0-		AWAY		1-1-0		1-1-0		0-1-0		
4-2-0	0-0-0	0-0-0		NEUTRAL		1-1-0		1-1-0		2-0-0		
4-17-0	0-9-0	1-5-0		CONFERENCE		3-3-0		0-0-0		0-0-0		
3-6-0	0-0-0	1-5-0		HOME		2-1-0		0-0-0		0-0-0		
1-11-0	0-9-0	0-0-0		AWAY		1-2-0		0-0-0		0-0-0		
0-0-0	0-0-0	0-0-0		NEUTRAL		0-0-0		0-0-0		0-0-0		
RPI	S	Opponent	Score	RPI	S	Opponent	Score	RPI	S	Opponent	Score	
1	A	UCLA	4 6	32	H	BYU	8 6	69	A	San Diego St.	2 3	
1	A	UCLA	1 6	33	A	Texas St.	3 8	70	N	Wright St.	12 8	
1	A	UCLA	0 5	39	H	Oregon	3 6	78	N	Kansas St.	4 6	
5	A	East Carolina	6 7	39	H	Oregon	4 9	79	A	Arizona	21 10	
11	A	Oregon St.	2 3	39	H	Oregon	6 9	79	A	Arizona	7 18	
11	A	Oregon St.	0 11	42	H	Arizona St.	6 3	79	A	Arizona	0 8	
11	A	Oregon St.	2 6	42	H	Arizona St.	5 8	83	A	San Diego	6 5	
19	A	Stanford	6 7	42	H	Arizona St.	6 11	91	H	Southern California	5 4	
19	A	Stanford	4 7	47	H	Gonzaga	3 5	91	H	Southern California	0 6	
19	A	Stanford	3 7					91	H	Southern California	5 4	
<hr/>												
LAST 10 GAMES												
11	A	Oregon St.	0 11	1	A	UCLA	0 5					
39	H	Oregon	6 9	275	A	Utah Valley	3 6					
39	H	Oregon	3 6	42	H	Arizona St.	6 3					
1	A	UCLA	4 6	42	H	Arizona St.	5 8					
1	A	UCLA	1 6	42	H	Arizona St.	6 11					

Non-Div. I Games:

Utah

Average RPI Win:		209	WON-LOST RECORD		WINNING PCT. RANK		LAST 10 GAMES		STRENGTH OF SCHEDULE		OPP. STRENGTH OF SCHEDULE		TEAM RPI		ADJ RPI		CONF. RPI		ADJ CONF. RPI				
DIV. I ONLY			27-17-0		.61364 61		5-5-0		188		203		121		.51477 120		22		22				
DIV. I NON-CONF.			14-12-0		.53846 130		0-3-0		211		178		165		.49087 165		25		25				
TOTALS		RPI 1-25		RPI 26-50		W-L RECORDS		RPI 51-100		RPI 101-150		RPI 150+											
27-17-0		1-2-0		1-2-0		OVERALL		2-2-0		4-5-0		19-6-0											
19-5-0		0-0-0		1-0-0		HOME		2-1-0		2-2-0		14-2-0											
8-12-0		1-2-0		0-2-0		AWAY		0-1-0		2-3-0		5-4-0											
0-0-0		0-0-0		0-0-0		NEUTRAL		0-0-0		0-0-0		0-0-0											
14-12-0		1-2-0		1-2-0		NON-CONFERENCE		0-1-0		1-2-0		11-5-0											
13-2-0		0-0-0		1-0-0		HOME		0-0-0		1-0-0		11-2-0											
1-10-0		1-2-0		0-0-		AWAY		0-1-0		0-2-0		0-3-0											
0-0-0		0-0-0		0-0-0		NEUTRAL		0-0-0		0-0-0		0-0-0											
13-5-0		0-0-0		0-0-0		CONFERENCE		2-1-0		3-3-0		8-1-0											
6-3-0		0-0-0		0-0-0		HOME		2-1-0		1-2-0		3-0-0											
7-2-0		0-0-0		0-0-0		AWAY		0-0-0		2-1-0		5-1-0											
0-0-0		0-0-0		0-0-0		NEUTRAL		0-0-0		0-0-0		0-0-0											
RPI	S	Opponent		Score		RPI	S	Opponent		Score		RPI	S	Opponent		Score		RPI	S	Opponent		Score	
1	A	UCLA		1	2	30	A	Illinois St.		1	2	83	A	Saint Mary's (CA)		1	10	105	A	San Francisco		2	3
1	A	UCLA		2	1	40	A	California		4	12	99	H	UTRGV		7	1	112	H	New Mexico St.		4	3
1	A	UCLA		0	6	40	H	California		6	0	99	H	UTRGV		3	5	112	H	New Mexico St.		4	12
												99	H	UTRGV		5	4	112	H	New Mexico St.		2	3
																		121	A	Nevada		2	6
																		137	A	California Baptist		5	6
																		137	A	California Baptist		21	10
																		137	A	California Baptist		1	0
																		147	H	San Jose St.		7	2
																		155	A	Pacific		3	11
																		155	A	Pacific		3	6
																		155	H	Pacific		5	2
																		155	H	Pacific		2	6
																		236	H	UC Davis		8	2
																		240	H	CSU Bakersfield		10	7
																		240	H	CSU Bakersfield		5	4
																		240	H	CSU Bakersfield		4	3
																		242	H	North Dakota St.		8	3
																		242	H	North Dakota St.		2	1
																		242	H	North Dakota St.		1	9
																		260	H	Towson		5	0
																		260	H	Towson		13	4
																		260	H	Towson		1	0
																		260	H	Towson		12	2
																		265	A	Seattle U		2	4
																		265	A	Seattle U		6	2
																		265	A	Seattle U		9	3
				LAST 10 GAMES																			
						265	A	Seattle U		9	3	112	H	New Mexico St.		4	12	260	H	Towson		1	0
						260	H	Towson		1	0	112	H	New Mexico St.		4	3	40	A	California		4	12
						260	H	Towson		12	2	40	A	California		4	12	265	A	Seattle U		2	4
						105	A	San Francisco		2	3	277	A	Chicago St.		10	1	265	A	Seattle U		6	2
						112	H	New Mexico St.		2	3	277	A	Chicago St.		7	5	265	A	Seattle U		9	3

Non-Div. I Games:

Sacramento St.

RPI	S	Opponent	Score	
276	A	Santa Clara	0	11
277	A	Chicago St.	7	5
277	A	Chicago St.	13	3
277	A	Chicago St.	10	1
288	H	Rider	7	0
288	H	Rider	6	3
288	H	Rider	5	4

Sacramento St.

S
a
c
r
a
m
e
n
t
o
S
t
.

S
a
c
r
a
m
e
n
t
o
S
t
.

Average RPI Win:	133	WON-LOST RECORD	WINNING PCT. RANK	LAST 10 GAMES	STRENGTH OF SCHEDULE	OPP. STRENGTH OF SCHEDULE	TEAM RPI	ADJ RPI	CONF. RPI	ADJ CONF. RPI
DIV. I ONLY		25-20-0	.55556 108	7-3-0	176	51	122	.51444 121	9	9
DIV. I NON-CONF.		14-7-0	.66667 57	4-0-0	226	37	96	.52889 96	9	9
<hr/>										
TOTALS	RPI 1-25	RPI 26-50		W-L RECORDS		RPI 51-100		RPI 101-150		RPI 150+
25-20-0	2-1-0	1-0-0		OVERALL		3-5-0		9-10-0		10-4-0
13-9-0	2-0-0	0-0-0		HOME		2-2-0		5-4-0		4-3-0
11-10-0	0-1-0	1-0-0		AWAY		1-3-0		3-5-0		6-1-0
1-1-0	0-0-0	0-0-0		NEUTRAL		0-0-0		1-1-0		0-0-0
14-7-0	2-1-0	1-0-0		NON-CONFERENCE		1-1-0		4-3-0		6-2-0
7-3-0	2-0-0	0-0-0		HOME		1-0-0		2-1-0		2-2-0
6-3-0	0-1-0	1-0-		AWAY		0-1-0		1-1-0		4-0-0
1-1-0	0-0-0	0-0-0		NEUTRAL		0-0-0		1-1-0		0-0-0
11-13-0	0-0-0	0-0-0		CONFERENCE		2-4-0		5-7-0		4-2-0
6-6-0	0-0-0	0-0-0		HOME		1-2-0		3-3-0		2-1-0
5-7-0	0-0-0	0-0-0		AWAY		1-2-0		2-4-0		2-1-0
0-0-0	0-0-0	0-0-0		NEUTRAL		0-0-0		0-0-0		0-0-0
RPI S	Opponent	Score		RPI S	Opponent	Score		RPI S	Opponent	Score
11 H	Oregon St.	8	7	33 A	Texas St.	4	0	69 A	San Diego St.	1 3
11 H	Oregon St.	7	6					69 A	San Diego St.	5 8
13 A	UC Santa Barbara	1	2					69 A	San Diego St.	6 5
								69 H	San Diego St.	8 7
								69 H	San Diego St.	2 6
								69 H	San Diego St.	3 11
								83 A	Saint Mary's (CA)	5 6
								83 H	Saint Mary's (CA)	6 5
								103 A	Air Force	26 15
								103 A	Air Force	8 14
								103 A	Air Force	3 13
								103 H	Air Force	1 4
								103 H	Air Force	2 8
								103 H	Air Force	4 3
								105 A	San Francisco	8 1
								105 H	San Francisco	7 3
								113 A	UNLV	6 7
								113 A	UNLV	5 8
								113 A	UNLV	7 6
								113 H	UNLV	4 7
								113 H	UNLV	16 5
								113 H	UNLV	16 8
								119 N	Utah	3 6
								120 H	Sacramento St.	6 2
								126 A	Grand Canyon	2 3
								126 H	Grand Canyon	2 8
								139 N	Missouri St.	16 4
								157 A	New Mexico	14 8
								157 A	New Mexico	3 0
								157 A	New Mexico	4 6
								157 H	New Mexico	3 9
								157 H	New Mexico	5 3
								157 H	New Mexico	6 4
								202 H	Washington St.	2 16
								202 H	Washington St.	1 3
LAST 10 GAMES										
236 H	UC Davis	7	3	11 H	Oregon St.	8	7	157 H	New Mexico	3 9
103 A	Air Force	26	15	113 H	UNLV	16	5	157 H	New Mexico	5 3
103 A	Air Force	8	14	113 H	UNLV	4	7	157 H	New Mexico	6 4
103 A	Air Force	3	13	113 H	UNLV	16	8	202 H	Washington St.	2 16
11 H	Oregon St.	7	6	105 A	San Francisco	8	1	202 H	Washington St.	1 3

Non-Div. I Games:

Nevada

RPI	S	Opponent	Score	
202	H	Washington St.	8	1
236	A	UC Davis	5	4
236	H	UC Davis	7	3
245	A	Long Beach St.	5	3
245	A	Long Beach St.	3	2
245	A	Long Beach St.	1	0

N
e
v
a
d
a

N
e
v
a
d
a

Nevada

Average RPI Win:	210	WON-LOST RECORD	WINNING PCT. RANK	LAST 10 GAMES	STRENGTH OF SCHEDULE	OPP. STRENGTH OF SCHEDULE	TEAM RPI	ADJ RPI	CONF. RPI	ADJ CONF. RPI	
DIV. I ONLY	29-11-0	.725	18	7-3-0	284	213	115	.51435	122	25	25
DIV. I NON-CONF.	16-6-0	.72727	38	1-0-0	295	222	128	.50918	132	23	23
<hr/>											
TOTALS	RPI 1-25	RPI 26-50		W-L RECORDS	RPI 51-100		RPI 101-150		RPI 150+		
29-11-0	0-0-0	1-2-0		OVERALL	1-0-0		5-5-0		22-4-0		
8-1-0	0-0-0	0-0-0		HOME	0-0-0		2-1-0		6-0-0		
13-8-0	0-0-0	1-2-0		AWAY	1-0-0		3-4-0		8-2-0		
8-2-0	0-0-0	0-0-0		NEUTRAL	0-0-0		0-0-0		8-2-0		
<hr/>											
16-6-0	0-0-0	1-2-0		NON-CONFERENCE	1-0-0		2-2-0		12-2-0		
0-0-0	0-0-0	0-0-0		HOME	0-0-0		0-0-0		0-0-0		
8-4-0	0-0-0	1-0-		AWAY	1-0-0		2-2-0		4-0-0		
8-2-0	0-0-0	0-0-0		NEUTRAL	0-0-0		0-0-0		8-2-0		
<hr/>											
13-5-0	0-0-0	0-0-0		CONFERENCE	0-0-0		3-3-0		10-2-0		
8-1-0	0-0-0	0-0-0		HOME	0-0-0		2-1-0		6-0-0		
5-4-0	0-0-0	0-0-0		AWAY	0-0-0		1-2-0		4-2-0		
0-0-0	0-0-0	0-0-0		NEUTRAL	0-0-0		0-0-0		0-0-0		
<hr/>											
RPI S	Opponent	Score	RPI S	Opponent	Score	RPI S	Opponent	Score	RPI S	Opponent	Score
			30 A	Illinois St.	2 7	98 A	Notre Dame	17 7	116 A	Troy	2 3
			30 A	Illinois St.	4 5				116 A	Troy	6 7
			30 A	Illinois St.	11 2				116 A	Troy	5 2
									116 A	Troy	5 3
									118 H	Ball St.	0 10
									118 H	Ball St.	5 0
									118 H	Ball St.	5 4
									128 A	Kent St.	4 12
									128 A	Kent St.	7 4
									128 A	Kent St.	4 10
									187 A	Michigan St.	8 6
									198 A	Lamar University	4 2
									198 A	Lamar University	10 6
									215 N	Hofstra	24 7
									217 N	Pittsburgh	4 3
									219 H	Western Mich.	5 4
									219 H	Western Mich.	6 1
									219 H	Western Mich.	11 8
									227 A	Toledo	3 4
									227 A	Toledo	7 1
									227 A	Toledo	18 3
			LAST 10 GAMES						238 A	Ohio	5 3
			227 A	Toledo	7 1	248 H	Northern Ill.	6 4	238 A	Ohio	6 2
			128 A	Kent St.	4 12	116 A	Troy	5 3	238 A	Ohio	11 12
			128 A	Kent St.	7 4	30 A	Illinois St.	4 5	248 H	Northern Ill.	6 4
			187 A	Michigan St.	8 6	219 H	Western Mich.	11 8	248 H	Northern Ill.	14 10
			248 H	Northern Ill.	5 2	219 H	Western Mich.	6 1	248 H	Northern Ill.	5 2
<hr/>											
Non-Div. I Games:	Grand Valley St.	6 2	Cornerstone	10 5	Davenport	19 26	Central Mich.				

RPI	S	Opponent	Score	
255	N	Butler	1	5
261	A	Oakland	24	10
286	N	Villanova	7	13
286	N	Villanova	9	1
295	N	Prairie View	15	2
295	N	Prairie View	12	3
296	N	Mt. St. Mary's	13	1
299	N	Saint Peter's	21	2
299	N	Saint Peter's	14	4

Central Mich.

C
e
n
t
r
a
l
M
i
c
h
.

C
e
n
t
r
a
l
M
i
c
h
.

[illegible]

Non-Div. I Games:

St. John's (NY)

Average RPI Win:	122	WON-LOST RECORD	WINNING PCT. RANK	LAST 10 GAMES		STRENGTH OF SCHEDULE	OPP. STRENGTH OF SCHEDULE	TEAM RPI	ADJ RPI	CONF. RPI	ADJ CONF. RPI				
DIV. I ONLY		21-23-0	.47727	167	7-3-0	61	54	124	.51288	124	11	11			
DIV. I NON-CONF.		9-14-0	.3913	203	0-1-0	23	36	143	.50331	143	11	11			
<hr/>															
TOTALS	RPI 1-25		RPI 26-50		W-L RECORDS		RPI 51-100		RPI 101-150		RPI 150+				
21-23-0	1-1-0		2-10-0		OVERALL		8-5-0		3-3-0		7-4-0				
13-14-0	0-0-0		1-4-0		HOME		3-5-0		3-3-0		6-2-0				
6-8-0	0-1-0		1-5-0		AWAY		4-0-0		0-0-0		1-2-0				
2-1-0	1-0-0		0-1-0		NEUTRAL		1-0-0		0-0-0		0-0-0				
9-14-0	1-1-0		2-7-0		NON-CONFERENCE		2-5-0		2-1-0		2-0-0				
5-10-0	0-0-0		1-4-0		HOME		0-5-0		2-1-0		2-0-0				
2-3-0	0-1-0		1-0-		AWAY		1-0-0		0-0-0		0-0-0				
2-1-0	1-0-0		0-1-0		NEUTRAL		1-0-0		0-0-0		0-0-0				
12-9-0	0-0-0		0-3-0		CONFERENCE		6-0-0		1-2-0		5-4-0				
8-4-0	0-0-0		0-0-0		HOME		3-0-0		1-2-0		4-2-0				
4-5-0	0-0-0		0-3-0		AWAY		3-0-0		0-0-0		1-2-0				
0-0-0	0-0-0		0-0-0		NEUTRAL		0-0-0		0-0-0		0-0-0				
RPI	S	Opponent	Score	RPI	S	Opponent	Score	RPI	S	Opponent	Score	RPI	S	Opponent	Score
18	A	Texas A&M	3 8	33	A	Texas St.	6 7	51	H	UC Irvine	5 11	140	H	Rhode Island	1 2
22	N	Baylor	6 3	33	H	Texas St.	0 5	51	H	UC Irvine	4 11	140	H	Rhode Island	7 6
				33	N	Texas St.	0 1	51	H	UC Irvine	0 7	140	H	Rhode Island	15 3
				36	H	Oklahoma	8 17	57	H	Louisiana Tech	3 1	142	H	UTSA	8 6
				36	H	Oklahoma	8 1	57	H	Louisiana Tech	4 2	142	H	UTSA	3 9
				36	H	Oklahoma	0 6	57	H	Louisiana Tech	3 2	142	H	UTSA	2 4
				43	A	Houston	5 3	74	A	Sam Houston St.	11 5	156	H	FIU	8 5
				49	A	Texas	1 3	74	H	Sam Houston St.	9 10	156	H	FIU	7 13
				49	H	Texas	4 11	79	H	Arizona	5 16	156	H	FIU	2 5
				50	A	Fla. Atlantic	2 4	82	A	Old Dominion	11 2	194	A	Charlotte	19 4
				50	A	Fla. Atlantic	7 12	82	A	Old Dominion	3 1	194	A	Charlotte	5 6
				50	A	Fla. Atlantic	4 12	82	A	Old Dominion	14 10	194	A	Charlotte	0 4
								87	N	TCU	12 2	198	H	Lamar University	12 5
												207	H	Middle Tenn.	10 4
												207	H	Middle Tenn.	7 2
												207	H	Middle Tenn.	7 5
												295	H	Prairie View	25 5
<hr/>															
LAST 10 GAMES															
				194	A	Charlotte	0 4	82	A	Old Dominion	14 10				
				194	A	Charlotte	5 6	57	H	Louisiana Tech	3 2				
				156	H	FIU	7 13	57	H	Louisiana Tech	4 2				
				156	H	FIU	2 5	57	H	Louisiana Tech	3 1				
				82	A	Old Dominion	11 2	207	H	Middle Tenn.	7 5				

Non-Div. I Games:

Rice

Average RPI Win: 207		WON-LOST RECORD	WINNING PCT. RANK		LAST 10 GAMES	STRENGTH OF SCHEDULE	OPP. STRENGTH OF SCHEDULE	TEAM RPI	ADJ RPI		CONF. RPI	ADJ CONF. RPI					
Average RPI Loss: 156																	
DIV. I ONLY		20-21-0	.4878	161	7-3-0	140	259	125	.51055	125	29	29					
DIV. I NON-CONF.		11-15-0	.42308	187	2-0-0	81	240	102	.52582	102	27	27					
<hr/>																	
TOTALS		RPI 1-25		RPI 26-50		W-L RECORDS		RPI 51-100		RPI 101-150		RPI 150+					
20-21-0		0-3-0		0-0-0		OVERALL		0-2-0		0-4-0		20-12-0					
3-4-0		0-0-0		0-0-0		HOME		0-0-0		0-0-0		3-4-0					
14-17-0		0-3-0		0-0-0		AWAY		0-2-0		0-4-0		14-8-0					
3-0-0		0-0-0		0-0-0		NEUTRAL		0-0-0		0-0-0		3-0-0					
11-15-0		0-3-0		0-0-0		NON-CONFERENCE		0-2-0		0-4-0		11-6-0					
0-1-0		0-0-0		0-0-0		HOME		0-0-0		0-0-0		0-1-0					
8-14-0		0-3-0		0-0-		AWAY		0-2-0		0-4-0		8-5-0					
3-0-0		0-0-0		0-0-0		NEUTRAL		0-0-0		0-0-0		3-0-0					
9-6-0		0-0-0		0-0-0		CONFERENCE		0-0-0		0-0-0		9-6-0					
3-3-0		0-0-0		0-0-0		HOME		0-0-0		0-0-0		3-3-0					
6-3-0		0-0-0		0-0-0		AWAY		0-0-0		0-0-0		6-3-0					
0-0-0		0-0-0		0-0-0		NEUTRAL		0-0-0		0-0-0		0-0-0					
RPI	S	Opponent		Score		RPI	S	Opponent		Score		RPI	S	Opponent		Score	
5	A	East Carolina		0	5							109	A	William & Mary		3	8
5	A	East Carolina		5	10							109	A	William & Mary		3	4
5	A	East Carolina		3	4							109	A	William & Mary		2	3
												123	A	St. John's (NY)		3	7
												159	N	Presbyterian		7	5
												159	N	Presbyterian		9	4
												159	N	Presbyterian		14	10
												160	A	Richmond		8	2
												160	A	Richmond		11	1
												160	A	Richmond		10	5
												161	H	Canisius		2	4
												161	H	Canisius		6	8
												161	H	Canisius		8	3
												179	A	Army West Point		11	5
												184	A	N.C. A&T		7	1
												184	A	N.C. A&T		8	4
												184	A	N.C. A&T		8	9
												190	A	Fairfield		11	2
												190	A	Fairfield		2	4
												190	A	Fairfield		6	9
												195	A	Binghamton		11	5
												211	A	Hartford		3	8
												230	A	Manhattan		6	4
												230	A	Manhattan		11	4
												230	A	Manhattan		4	14
												247	H	Albany (NY)		2	10
												258	A	UMass Lowell		4	10
<hr/>																	
LAST 10 GAMES																	
109	A	William & Mary		2	3	190	A	Fairfield		2	4	230	A	Manhattan		6	4
109	A	William & Mary		3	8	285	H	Niagara		3	5	230	A	Manhattan		11	4
230	A	Manhattan		11	4	285	H	Niagara		5	3	230	A	Manhattan		4	14
259	A	Monmouth		6	1	285	H	Niagara		19	3	247	H	Albany (NY)		2	10
161	H	Canisius		8	3	179	A	Army West Point		11	5	258	A	UMass Lowell		4	10

Non-Div. I Games:

Marist

RPI	S	Opponent	Score	
259	A	Monmouth	4	3
259	A	Monmouth	6	1
259	A	Monmouth	6	5
278	A	Delaware St.	12	2
278	A	Delaware St.	1	6
278	A	Delaware St.	1	3
285	H	Niagara	5	3
285	H	Niagara	19	3
285	H	Niagara	3	5

Marist

M
a
r
i
s
t

M
a
r
i
s
t

Average RPI Win:		162	WON-LOST RECORD		WINNING PCT. RANK		LAST 10 GAMES		STRENGTH OF SCHEDULE		OPP. STRENGTH OF SCHEDULE		TEAM RPI		ADJ RPI		CONF. RPI		ADJ CONF. RPI										
DIV. I ONLY			24-19-0		.55814 106		7-3-0		168		96		126		.50909 126		22		22										
DIV. I NON-CONF.			13-12-0		.52 140		1-1-0		118		2		118		.51805 118		25		25										
TOTALS		RPI 1-25		RPI 26-50		W-L RECORDS		RPI 51-100		RPI 101-150		RPI 150+																	
24-19-0		0-4-0		3-1-0		OVERALL		4-7-0		8-5-0		9-2-0																	
12-12-0		0-4-0		3-1-0		HOME		0-4-0		6-2-0		3-1-0																	
12-6-0		0-0-0		0-0-0		AWAY		4-3-0		2-2-0		6-1-0																	
0-1-0		0-0-0		0-0-0		NEUTRAL		0-0-0		0-1-0		0-0-0																	
13-12-0		0-4-0		3-1-0		NON-CONFERENCE		4-4-0		6-1-0		0-2-0																	
8-7-0		0-4-0		3-1-0		HOME		0-1-0		5-0-0		0-1-0																	
5-4-0		0-0-0		0-0-		AWAY		4-3-0		1-0-0		0-1-0																	
0-1-0		0-0-0		0-0-0		NEUTRAL		0-0-0		0-1-0		0-0-0																	
11-7-0		0-0-0		0-0-0		CONFERENCE		0-3-0		2-4-0		9-0-0																	
4-5-0		0-0-0		0-0-0		HOME		0-3-0		1-2-0		3-0-0																	
7-2-0		0-0-0		0-0-0		AWAY		0-0-0		1-2-0		6-0-0																	
0-0-0		0-0-0		0-0-0		NEUTRAL		0-0-0		0-0-0		0-0-0																	
RPI	S	Opponent		Score		RPI	S	Opponent		Score		RPI	S	Opponent		Score													
19	H	Stanford		4	14	46	H	Xavier		3	7	79	A	Arizona		11	9	112	A	New Mexico St.		7	4						
25	H	Illinois		2	5	46	H	Xavier		25	18	79	H	Arizona		13	14	112	A	New Mexico St.		2	9						
25	H	Illinois		2	9	46	H	Xavier		7	2	87	A	TCU		5	6	112	A	New Mexico St.		4	9						
25	H	Illinois		3	6	46	H	Xavier		6	0	87	A	TCU		4	1	113	H	UNLV		11	5						
												87	A	TCU		9	17	117	H	Wichita St.		9	1						
												91	A	Southern California		7	3	117	N	Wichita St.		7	8						
												91	A	Southern California		4	2	118	H	Ball St.		12	2						
												91	A	Southern California		1	7	119	H	Utah		11	2						
												99	H	UTRGV		5	8	121	A	Nevada		8	2						
												99	H	UTRGV		7	9	121	H	Nevada		3	2						
												99	H	UTRGV		2	3	137	H	California Baptist		0	8						
																		137	H	California Baptist		3	0						
																		137	H	California Baptist		1	4						
																		157	A	New Mexico		8	9						
																		180	H	UC Riverside		3	5						
																		265	H	Seattle U		14	4						
																		265	H	Seattle U		6	0						
																		265	H	Seattle U		5	4						
																		275	A	Utah Valley		14	4						
																		275	A	Utah Valley		9	4						
																		275	A	Utah Valley		11	4						
																		277	A	Chicago St.		3	0						
																		277	A	Chicago St.		7	0						
																		277	A	Chicago St.		10	1						
						LAST 10 GAMES																							
						277 A Chicago St.						3	0	265 H Seattle U						5	4	277 A Chicago St.						7	0
						277 A Chicago St.						7	0	265 H Seattle U						6	0	277 A Chicago St.						10	1
						157 A New Mexico						8	9	265 H Seattle U						14	4								
						277 A Chicago St.						10	1	99 H UTRGV						7	9								
						79 A Arizona						11	9	99 H UTRGV						5	8								

ETSU

ETSU

RPI	S	Opponent	Score	
250	H	Georgetown	3	5
250	H	Georgetown	11	1
250	H	Georgetown	4	0
256	A	VMI	14	3
256	A	VMI	6	7
256	A	VMI	0	6
280	H	Iona	14	4
280	H	Iona	14	3
280	H	Iona	4	3

ETSU

E
T
S
U

E
T
S
U

Average RPI Win: 191		WON-LOST RECORD		WINNING PCT. RANK		LAST 10 GAMES		STRENGTH OF SCHEDULE		OPP. STRENGTH OF SCHEDULE		TEAM RPI		ADJ RPI		CONF. RPI		ADJ CONF. RPI	
DIV. I ONLY		21-20-0		.5122 142		8-2-0		159		181		129		.50739 128		25		25	
DIV. I NON-CONF.		12-13-0		.48 155		3-0-0		194		73		129		.51073 128		23		23	
TOTALS		RPI 1-25		RPI 26-50		W-L RECORDS		RPI 51-100		RPI 101-150		RPI 150+							
21-20-0		0-3-0		1-4-0		OVERALL		0-1-0		5-4-0		15-8-0							
11-4-0		0-0-0		0-0-0		HOME		0-0-0		5-3-0		6-1-0							
9-15-0		0-3-0		1-3-0		AWAY		0-1-0		0-1-0		8-7-0							
1-1-0		0-0-0		0-1-0		NEUTRAL		0-0-0		0-0-0		1-0-0							
12-13-0		0-3-0		1-4-0		NON-CONFERENCE		0-1-0		2-0-0		9-5-0							
6-0-0		0-0-0		0-0-0		HOME		0-0-0		2-0-0		4-0-0							
5-12-0		0-3-0		1-0-		AWAY		0-1-0		0-0-0		4-5-0							
1-1-0		0-0-0		0-1-0		NEUTRAL		0-0-0		0-0-0		1-0-0							
9-7-0		0-0-0		0-0-0		CONFERENCE		0-0-0		3-4-0		6-3-0							
5-4-0		0-0-0		0-0-0		HOME		0-0-0		3-3-0		2-1-0							
4-3-0		0-0-0		0-0-0		AWAY		0-0-0		0-1-0		4-2-0							
0-0-0		0-0-0		0-0-0		NEUTRAL		0-0-0		0-0-0		0-0-0							
RPI	S	Opponent		Score		RPI	S	Opponent		Score		RPI	S	Opponent		Score			
17	A	West Virginia		2	6	27	N	NC State		2	3	58	A	Coastal Caro.		2	8		
17	A	West Virginia		7	9	28	A	DBU		4	8			106 H Northwestern		12	1		
17	A	West Virginia		4	8	28	A	DBU		0	3			118 A Ball St.		8	9		
						28	A	DBU		1	8			122 H Central Mich.		10	4		
						29	A	Indiana		9	8			122 H Central Mich.		4	7		
														122 H Central Mich.		12	4		
														145 H Miami (OH)		2	3		
														145 H Miami (OH)		12	2		
														145 H Miami (OH)		1	5		
														161 A Canisius		2	13		
														161 H Canisius		10	1		
														169 A Dayton		5	12		
														169 H Dayton		9	6		
														187 N Michigan St.		12	2		
														194 A Charlotte		0	1		
														194 A Charlotte		2	7		
														194 A Charlotte		5	3		
														217 A Pittsburgh		6	4		
														217 H Pittsburgh		9	8		
														219 H Western Mich.		15	3		
														219 H Western Mich.		1	11		
														219 H Western Mich.		9	5		
														238 A Ohio		12	3		
														238 A Ohio		18	11		
														238 A Ohio		0	1		
														248 A Northern Ill.		11	10		
														248 A Northern Ill.		11	17		
LAST 10 GAMES				LAST 10 GAMES				LAST 10 GAMES				LAST 10 GAMES							

Non-Div. I Games: Malone 14 6

Kent St.

RPI	S	Opponent	Score	
248	A	Northern Ill.	10	3
264	A	Charleston So.	9	1
271	A	The Citadel	11	2
281	A	Youngstown St.	3	4
281	H	Youngstown St.	10	5

Kent St.

K
e
n
t
S
t
.

K
e
n
t
S
t
.

Average RPI Win:	194	WON-LOST RECORD	WINNING PCT. RANK	LAST 10 GAMES	STRENGTH OF SCHEDULE	OPP. STRENGTH OF SCHEDULE	TEAM RPI	ADJ RPI	CONF. RPI	ADJ CONF. RPI				
DIV. I ONLY		24-18-0	.57143	99	7-3-0	174	188	130	.50734	129	18	18		
DIV. I NON-CONF.		8-9-0	.47059	163	1-1-0	123	77	155	.49694	155	21	21		
<hr/>														
TOTALS	RPI 1-25	RPI 26-50		W-L RECORDS		RPI 51-100		RPI 101-150		RPI 150+				
24-18-0	1-0-0	1-5-0		OVERALL		0-1-0		2-1-0		20-11-0				
16-7-0	0-0-0	1-3-0		HOME		0-1-0		2-1-0		13-2-0				
8-11-0	1-0-0	0-2-0		AWAY		0-0-0		0-0-0		7-9-0				
0-0-0	0-0-0	0-0-0		NEUTRAL		0-0-0		0-0-0		0-0-0				
8-9-0	1-0-0	1-5-0		NON-CONFERENCE		0-1-0		0-0-0		6-3-0				
6-4-0	0-0-0	1-3-0		HOME		0-1-0		0-0-0		5-0-0				
2-5-0	1-0-0	0-0-		AWAY		0-0-0		0-0-0		1-3-0				
0-0-0	0-0-0	0-0-0		NEUTRAL		0-0-0		0-0-0		0-0-0				
16-9-0	0-0-0	0-0-0		CONFERENCE		0-0-0		2-1-0		14-8-0				
10-3-0	0-0-0	0-0-0		HOME		0-0-0		2-1-0		8-2-0				
6-6-0	0-0-0	0-0-0		AWAY		0-0-0		0-0-0		6-6-0				
0-0-0	0-0-0	0-0-0		NEUTRAL		0-0-0		0-0-0		0-0-0				
RPI	S	Opponent	Score		RPI	S	Opponent	Score		RPI	S	Opponent	Score	
2	A	Vanderbilt	7	6	34	A	Indiana St.	1	8	72	H	Bradley	3	5
					34	A	Indiana St.	2	3	102	H	Morehead St.	3	4
					44	H	Kentucky	5	12	102	H	Morehead St.	7	6
					44	H	Kentucky	4	8	102	H	Morehead St.	9	1
					44	H	Kentucky	1	11	164	A	Southern Ill.	2	3
					48	H	Evansville	10	2	164	H	Southern Ill.	12	9
										173	A	Murray St.	3	11
										173	A	Murray St.	0	4
										173	A	Murray St.	2	0
										173	H	Murray St.	3	8
										177	A	Western Ky.	5	3
										183	H	Belmont	14	2
										183	H	Belmont	11	3
										183	H	Belmont	3	11
										189	A	Lipscomb	8	9
										189	H	Lipscomb	12	11
										201	A	Eastern Ky.	3	11
										201	A	Eastern Ky.	3	9
										201	A	Eastern Ky.	8	1
										207	A	Middle Tenn.	1	7
										207	H	Middle Tenn.	10	3
										208	A	UT Martin	22	11
										208	A	UT Martin	5	4
										208	A	UT Martin	3	6
										234	H	SIUE	13	11
										234	H	SIUE	7	1
										234	H	SIUE	6	1
										248	H	Northern Ill.	15	3
			</											

Non-Div. I Games:

Austin Peay

RPI	S	Opponent	Score	
248	H	Northern Ill.	8	3
257	H	Tennessee Tech	8	1
257	H	Tennessee Tech	10	4
257	H	Tennessee Tech	6	0
273	A	Southeast Mo. St.	4	7
273	A	Southeast Mo. St.	4	2
273	A	Southeast Mo. St.	10	2

Austin Peay

A
u
s
t
i
n
P
e
a
y

A
u
s
t
i
n
P
e
a
y

Average RPI Win:		221	WON-LOST		WINNING		LAST 10		STRENGTH OF		OPP. STRENGTH		TEAM		ADJ		CONF.		ADJ CONF.	
Average RPI Loss:		146	RECORD		PCT. RANK		GAMES		SCHEDULE		OF SCHEDULE		RPI		RPI		RPI		RPI	
DIV. I ONLY			18-21-0		.46154		187		5-5-0		116		237		127		.50724		130	
DIV. I NON-CONF.			7-9-0		.4375		181		1-1-0		54		255		84		.53185		88	
TOTALS		RPI 1-25		RPI 26-50		W-L RECORDS		RPI 51-100		RPI 101-150		RPI 150+								
18-21-0		0-3-0		0-1-0		OVERALL		0-0-0		2-4-0		16-13-0								
5-5-0		0-0-0		0-0-0		HOME		0-0-0		0-0-0		5-5-0								
13-16-0		0-3-0		0-1-0		AWAY		0-0-0		2-4-0		11-8-0								
0-0-0		0-0-0		0-0-0		NEUTRAL		0-0-0		0-0-0		0-0-0								
7-9-0		0-3-0		0-1-0		NON-CONFERENCE		0-0-0		0-0-0		7-5-0								
1-1-0		0-0-0		0-0-0		HOME		0-0-0		0-0-0		1-1-0								
6-8-0		0-3-0		0-0-		AWAY		0-0-0		0-0-0		6-4-0								
0-0-0		0-0-0		0-0-0		NEUTRAL		0-0-0		0-0-0		0-0-0								
11-12-0		0-0-0		0-0-0		CONFERENCE		0-0-0		2-4-0		9-8-0								
4-4-0		0-0-0		0-0-0		HOME		0-0-0		0-0-0		4-4-0								
7-8-0		0-0-0		0-0-0		AWAY		0-0-0		2-4-0		5-4-0								
0-0-0		0-0-0		0-0-0		NEUTRAL		0-0-0		0-0-0		0-0-0								
RPI	S	Opponent		Score		RPI	S	Opponent		Score		RPI	S	Opponent		Score				
3	A	Arkansas		7	15	30	A	Illinois St.		0	3	102	A	Morehead St.		8	10			
3	A	Arkansas		2	3							102	A	Morehead St.		5	4			
3	A	Arkansas		3	12							102	A	Morehead St.		8	11			
												146	A	Jacksonville St.		5	6			
												146	A	Jacksonville St.		5	12			
												146	A	Jacksonville St.		5	4			
												164	H	Southern Ill.		8	9			
												173	A	Murray St.		1	3			
												173	A	Murray St.		8	3			
												173	A	Murray St.		6	14			
												177	A	Western Ky.		9	10			
												177	A	Western Ky.		8	1			
												177	A	Western Ky.		4	5			
												183	A	Belmont		7	9			
												183	A	Belmont		9	6			
												183	A	Belmont		1	5			
												201	H	Eastern Ky.		10	9			
												201	H	Eastern Ky.		3	7			
												201	H	Eastern Ky.		3	4			
												206	A	Southern U.		3	5			
												206	A	Southern U.		6	1			
												206	A	Southern U.		4	2			
												206	A	Southern U.		8	10			
												208	H	UT Martin		16	5			
												208	H	UT Martin		4	9			
												255	A	Butler		2	0			
												257	A	Tennessee Tech		13	2			
Non-Div. I Games:		Robert Morris (IL)		10	14	Robert Morris-Peoria		13	2	Lindenwood (IL)		5	2	Illinois Col.		11	1			
																	Eastern Ill.			

E
a
s
t
e
r
n
I
l
l
.

Eastern Illinois.

Eastern Ill.

Average RPI Win: 217		WON-LOST RECORD		WINNING PCT. RANK		LAST 10 GAMES		STRENGTH OF SCHEDULE		OPP. STRENGTH OF SCHEDULE		TEAM RPI		ADJ RPI		CONF. RPI		ADJ CONF. RPI					
DIV. I ONLY		22-15-0		.59459 77		8-2-0		236		204		131		.50716 131		26		26					
DIV. I NON-CONF.		9-8-0		.52941 133		0-1-0		165		132		83		.53419 83		22		22					
TOTALS		RPI 1-25		RPI 26-50		W-L RECORDS		RPI 51-100		RPI 101-150		RPI 150+											
22-15-0		0-0-0		1-3-0		OVERALL		4-6-0		0-1-0		17-5-0											
8-4-0		0-0-0		0-0-0		HOME		2-1-0		0-1-0		6-2-0											
11-11-0		0-0-0		1-3-0		AWAY		2-5-0		0-0-0		8-3-0											
3-0-0		0-0-0		0-0-0		NEUTRAL		0-0-0		0-0-0		3-0-0											
9-8-0		0-0-0		1-3-0		NON-CONFERENCE		1-3-0		0-1-0		7-1-0											
0-1-0		0-0-0		0-0-0		HOME		0-0-0		0-1-0		0-0-0											
6-7-0		0-0-0		1-0-		AWAY		1-3-0		0-0-0		4-1-0											
3-0-0		0-0-0		0-0-0		NEUTRAL		0-0-0		0-0-0		3-0-0											
13-7-0		0-0-0		0-0-0		CONFERENCE		3-3-0		0-0-0		10-4-0											
8-3-0		0-0-0		0-0-0		HOME		2-1-0		0-0-0		6-2-0											
5-4-0		0-0-0		0-0-0		AWAY		1-2-0		0-0-0		4-2-0											
0-0-0		0-0-0		0-0-0		NEUTRAL		0-0-0		0-0-0		0-0-0											
RPI	S	Opponent		Score		RPI	S	Opponent		Score		RPI	S	Opponent		Score							
				30	A	Illinois St.	6		3	61	A	Iowa	4		5	106	H	Northwestern	1		6		
				32	A	BYU	6		14	70	A	Wright St.	0		3	181	N	Marshall	5		3		
				32	A	BYU	8		11	70	A	Wright St.	2		3	193	A	Purdue	6		1		
				32	A	BYU	3		5	70	A	Wright St.	11		10	217	N	Pittsburgh	9		8		
										70	H	Wright St.	7		6	220	H	UIC	6		21		
										70	H	Wright St.	12		14	220	H	UIC	4		10		
										70	H	Wright St.	10		6	248	A	Northern Ill.	4		2		
										79	A	Arizona	6		14	261	A	Oakland	15		1		
										79	A	Arizona	11		12	261	A	Oakland	5		12		
										79	A	Arizona	10		4	261	A	Oakland	1		3		
																263	A	Jackson St.	2		0		
																263	A	Jackson St.	5		7		
																263	A	Jackson St.	3		1		
																281	H	Youngstown St.	8		5		
																281	H	Youngstown St.	18		6		
																281	H	Youngstown St.	22		2		
																282	A	Northern Ky.	15		12		
																282	A	Northern Ky.	6		2		
																282	A	Northern Ky.	5		3		
																282	H	Northern Ky.	4		2		
																282	H	Northern Ky.	9		8		
																282	H	Northern Ky.	15		2		
																286	N	Villanova	7		4		
LAST 10 GAMES																							
				282	H	Northern Ky.	15		2	261	A	Oakland	15		1								
				282	H	Northern Ky.	9		8	32	A	BYU	6		14								
				281	H	Youngstown St.	8		5	263	A	Jackson St.	3		1								
				281	H	Youngstown St.	22		2	282	H	Northern Ky.	4		2								
				261	A	Oakland	5		12	61	A	Iowa	4		5								
Non-Div. I Games:		Lakeland		16 2		St. Norbert		5 4		MSOE		12 5											
																		Milwaukee					

Average RPI Win: 165		WON-LOST RECORD		WINNING PCT. RANK		LAST 10 GAMES		STRENGTH OF SCHEDULE		OPP. STRENGTH OF SCHEDULE		TEAM RPI		ADJ RPI		CONF. RPI		ADJ CONF. RPI	
DIV. I ONLY		23-22-0		.51111 147		2-8-0		169		70		132		.50707 132		10		10	
DIV. I NON-CONF.		14-10-0		.58333 105		1-1-0		248		80		140		.50363 140		8		8	
TOTALS		RPI 1-25		RPI 26-50		W-L RECORDS		RPI 51-100		RPI 101-150		RPI 150+							
23-22-0		0-3-0		0-3-0		OVERALL		2-7-0		12-7-0		9-2-0							
13-8-0		0-0-0		0-0-0		HOME		0-3-0		7-4-0		6-1-0							
10-14-0		0-3-0		0-3-0		AWAY		2-4-0		5-3-0		3-1-0							
0-0-0		0-0-0		0-0-0		NEUTRAL		0-0-0		0-0-0		0-0-0							
14-10-0		0-3-0		0-0-0		NON-CONFERENCE		0-3-0		5-2-0		9-2-0							
10-2-0		0-0-0		0-0-0		HOME		0-0-0		4-1-0		6-1-0							
4-8-0		0-3-0		0-0-		AWAY		0-3-0		1-1-0		3-1-0							
0-0-0		0-0-0		0-0-0		NEUTRAL		0-0-0		0-0-0		0-0-0							
9-12-0		0-0-0		0-3-0		CONFERENCE		2-4-0		7-5-0		0-0-0							
3-6-0		0-0-0		0-0-0		HOME		0-3-0		3-3-0		0-0-0							
6-6-0		0-0-0		0-3-0		AWAY		2-1-0		4-2-0		0-0-0							
0-0-0		0-0-0		0-0-0		NEUTRAL		0-0-0		0-0-0		0-0-0							
RPI S	Opponent	Score		RPI S	Opponent	Score		RPI S	Opponent	Score		RPI S	Opponent	Score					
21 A	Ole Miss	3	15	33 A	Texas St.	14	16	57 A	Louisiana Tech	4	5	104 H	South Alabama	8	1				
24 A	Missouri	4	14	33 A	Texas St.	6	7	57 A	Louisiana Tech	6	8	104 H	South Alabama	6	0				
24 A	Missouri	1	16	33 A	Texas St.	3	5	57 A	Louisiana Tech	4	9	104 H	South Alabama	6	11				
								58 A	Coastal Caro.	0	6	114 A	Memphis	9	11				
								58 A	Coastal Caro.	4	2	114 H	Memphis	4	7				
								58 A	Coastal Caro.	7	3	116 A	Troy	9	3				
								80 H	UT Arlington	3	9	116 A	Troy	10	4				
								80 H	UT Arlington	3	5	116 A	Troy	10	6				
								80 H	UT Arlington	3	4	134 A	Louisiana	12	6				
												134 A	Louisiana	5	14				
												134 A	Louisiana	1	6				
												135 H	La.-Monroe	4	3				
												135 H	La.-Monroe	2	4				
												135 H	La.-Monroe	4	11				
												139 H	Missouri St.	16	4				
												139 H	Missouri St.	6	4				
												139 H	Missouri St.	14	2				
												143 A	Central Ark.	9	6				
												143 H	Central Ark.	6	4				
												153 A	SFA	7	6				
												153 A	SFA	11	2				
												153 A	SFA	2	4				
												164 H	Southern Ill.	3	4				
												243 H	Valparaiso	4	1				
												243 H	Valparaiso	7	1				
												243 H	Valparaiso	7	6				
												273 A	Southeast Mo. St.	11	2				
												80 H	UT Arlington	3	9				

RPI	S	Opponent	Score	
273	H	Southeast Mo. St.	8	4
290	H	Mississippi Val.	4	2
290	H	Mississippi Val.	10	0

Arkansas St.

A
r
k
a
n
s
a
s
S
t
.

A
r
k
a
n
s
a
s
S
t
.

M
a
s
s
a
c
h
u
s
e
t
t
s

Massachusetts

Massachusetts

Average RPI Win: 94		WON-LOST	WINNING	LAST 10	STRENGTH OF		OPP. STRENGTH	TEAM	ADJ	CONF.	ADJ CONF.
Average RPI Loss: 84		RECORD	PCT. RANK	GAMES	SCHEDULE		OF SCHEDULE	RPI	RPI	RPI	RPI
DIV. I ONLY		20-27-0	.42553	208	3-7-0		51	57	134	.50643	134
DIV. I NON-CONF.		12-14-0	.46154	168	1-1-0		31	23	109	.52228	109
TOTALS		RPI 1-25	RPI 26-50		W-L RECORDS		RPI 51-100		RPI 101-150		RPI 150+
20-27-0		1-0-0	2-6-0		OVERALL		8-13-0		7-5-0		2-3-0
13-15-0		0-0-0	2-5-0		HOME		6-5-0		4-2-0		1-3-0
6-12-0		0-0-0	0-1-0		AWAY		2-8-0		3-3-0		1-0-0
1-0-0		1-0-0	0-0-0		NEUTRAL		0-0-0		0-0-0		0-0-0
12-14-0		1-0-0	2-3-0		NON-CONFERENCE		8-10-0		0-0-0		1-1-0
8-8-0		0-0-0	2-2-0		HOME		6-5-0		0-0-0		0-1-0
3-6-0		0-0-0	0-0-0		AWAY		2-5-0		0-0-0		1-0-0
1-0-0		1-0-0	0-0-0		NEUTRAL		0-0-0		0-0-0		0-0-0
8-13-0		0-0-0	0-3-0		CONFERENCE		0-3-0		7-5-0		1-2-0
5-7-0		0-0-0	0-3-0		HOME		0-0-0		4-2-0		1-2-0
3-6-0		0-0-0	0-0-0		AWAY		0-3-0		3-3-0		0-0-0
0-0-0		0-0-0	0-0-0		NEUTRAL		0-0-0		0-0-0		0-0-0
RPI S	Opponent	Score	RPI S	Opponent	Score	RPI S	Opponent	Score	RPI S	Opponent	Score
15 N	LSU	6 5	33 H	Texas St.	2 3	57 A	Louisiana Tech	2 3	104 H	South Alabama	8 4
			33 H	Texas St.	9 13	57 H	Louisiana Tech	3 11	104 H	South Alabama	2 9
			33 H	Texas St.	8 10	74 A	Sam Houston St.	5 7	104 H	South Alabama	4 1
			38 A	Southern Miss.	6 7	74 A	Sam Houston St.	8 9	107 A	Little Rock	1 4
			38 H	Southern Miss.	6 5	74 A	Sam Houston St.	2 9	107 A	Little Rock	16 10
			49 H	Texas	5 6	76 A	Southeastern La.	9 8	107 A	Little Rock	4 2
			49 H	Texas	1 3	76 H	Southeastern La.	8 2	116 A	Troy	4 5
			49 H	Texas	8 6	77 H	LMU (CA)	5 0	116 A	Troy	4 3
						77 H	LMU (CA)	1 4	116 A	Troy	6 10
						77 H	LMU (CA)	3 7	132 H	Arkansas St.	6 12
						80 A	UT Arlington	3 7	132 H	Arkansas St.	14 5
						80 A	UT Arlington	8 9	132 H	Arkansas St.	6 1
						80 A	UT Arlington	5 9	152 H	Appalachian St.	5 6
						81 A	Tulane	3 7	152 H	Appalachian St.	5 6
						81 H	Tulane	7 6	152 H	Appalachian St.	7 4
						85 H	Maryland	2 4	154 A	Nicholls St.	3 1
						85 H	Maryland	2 1	168 H	New Orleans	3 10
						85 H	Maryland	4 3			
						95 H	Northwestern St.	8 3			
						96 A	McNeese	16 10			
LAST 10 GAMES											
			85 H	Maryland	4 3						
			85 H	Maryland	2 1						
			33 H	Texas St.	8 10						
			33 H	Texas St.	2 3						
			33 H	Texas St.	9 13						

Non-Div. I Games:

Louisiana

RPI	S	Opponent	Score	
96	H	McNeese	3	6
38	A	Southern Miss.	6	7
80	A	UT Arlington	5	9
80	A	UT Arlington	3	7
80	A	UT Arlington	8	9
15	N	LSU	6	5

L
o
u
i
s
i
a
n
a

L
o
u
i
s
i
a
n
a

Average RPI Win: 167		WON-LOST	WINNING	LAST 10	STRENGTH OF		OPP. STRENGTH	TEAM	ADJ	CONF.	ADJ CONF.
Average RPI Loss: 79		RECORD	PCT. RANK	GAMES	SCHEDULE		OF SCHEDULE	RPI	RPI	RPI	RPI
DIV. I ONLY		20-24-0	.45455	189	5-5-0		86	113	135	.50596	135
DIV. I NON-CONF.		12-12-0	.5	141	2-1-0		64	154	117	.51813	117
TOTALS		RPI 1-25	RPI 26-50		W-L RECORDS		RPI 51-100		RPI 101-150		RPI 150+
20-24-0		0-3-0	0-4-0		OVERALL		5-10-0		4-4-0		11-3-0
10-10-0		0-0-0	0-0-0		HOME		4-7-0		1-2-0		5-1-0
7-12-0		0-2-0	0-4-0		AWAY		1-3-0		2-1-0		4-2-0
3-2-0		0-1-0	0-0-0		NEUTRAL		0-0-0		1-1-0		2-0-0
12-12-0		0-3-0	0-1-0		NON-CONFERENCE		3-6-0		1-1-0		8-1-0
7-4-0		0-0-0	0-0-0		HOME		2-3-0		0-0-0		5-1-0
2-6-0		0-2-0	0-0-		AWAY		1-3-0		0-0-0		1-0-0
3-2-0		0-1-0	0-0-0		NEUTRAL		0-0-0		1-1-0		2-0-0
8-12-0		0-0-0	0-3-0		CONFERENCE		2-4-0		3-3-0		3-2-0
3-6-0		0-0-0	0-0-0		HOME		2-4-0		1-2-0		0-0-0
5-6-0		0-0-0	0-3-0		AWAY		0-0-0		2-1-0		3-2-0
0-0-0		0-0-0	0-0-0		NEUTRAL		0-0-0		0-0-0		0-0-0
RPI S	Opponent	Score	RPI S	Opponent	Score	RPI S	Opponent	Score	RPI S	Opponent	Score
4 A	Mississippi St.	8 21	33 A	Texas St.	1 5	57 A	Louisiana Tech	9 4	103 N	Air Force	0 1
9 N	Tennessee	2 7	33 A	Texas St.	1 13	57 H	Louisiana Tech	0 5	107 H	Little Rock	5 2
15 A	LSU	7 12	33 A	Texas St.	5 6	58 H	Coastal Caro.	7 15	107 H	Little Rock	2 4
			38 A	Southern Miss.	4 5	58 H	Coastal Caro.	3 13	107 H	Little Rock	3 7
						58 H	Coastal Caro.	2 14	110 N	North Florida	7 4
						64 H	Ga. Southern	8 5	132 A	Arkansas St.	4 2
						64 H	Ga. Southern	4 2	132 A	Arkansas St.	3 4
						64 H	Ga. Southern	8 9	132 A	Arkansas St.	11 4
						76 A	Southeastern La.	1 7	152 A	Appalachian St.	2 3
						76 A	Southeastern La.	3 10	152 A	Appalachian St.	8 10
						95 A	Northwestern St.	0 15	177 N	Western Ky.	4 3
						95 H	Northwestern St.	8 4	179 N	Army West Point	10 3
						96 H	McNeese	10 5	206 A	Southern U.	5 4
						96 H	McNeese	12 13	206 H	Southern U.	10 6
						96 H	McNeese	2 10	229 A	Georgia St.	10 3
									229 A	Georgia St.	16 8
									229 A	Georgia St.	9 3
									234 H	SIUE	4 1
									234 H	SIUE	12 3
									234 H	SIUE	4 12
									263 H	Jackson St.	10 1
									294 H	Alcorn	11 4
LAST 10 GAMES						206 A	Southern U.	5 4			
			234 H	SIUE	4 12	107 H	Little Rock	2 4			
			294 H	Alcorn	11 4	107 H	Little Rock	5 2			
			132 A	Arkansas St.	4 2	107 H	Little Rock	3 7			
			132 A	Arkansas St.	3 4	57 H	Louisiana Tech	0 5			
			132 A	Arkansas St.	11 4						

Non-Div. I Games:

La.-Monroe

Average RPI Win:	209	WON-LOST RECORD	WINNING PCT. RANK	LAST 10 GAMES	STRENGTH OF SCHEDULE	OPP. STRENGTH OF SCHEDULE	TEAM RPI	ADJ RPI	CONF. RPI	ADJ CONF. RPI		
DIV. I ONLY		21-19-0	.525	129	9-1-0	134	206	136	.50565	136	21	21
DIV. I NON-CONF.		8-11-0	.42105	190	1-0-0	32	151	103	.52446	103	19	19
<hr/>												
TOTALS	RPI 1-25	RPI 26-50		W-L RECORDS		RPI 51-100		RPI 101-150		RPI 150+		
21-19-0	0-0-0	0-1-0		OVERALL		3-8-0		1-5-0		17-5-0		
10-9-0	0-0-0	0-0-0		HOME		0-5-0		0-3-0		10-1-0		
11-10-0	0-0-0	0-1-0		AWAY		3-3-0		1-2-0		7-4-0		
0-0-0	0-0-0	0-0-0		NEUTRAL		0-0-0		0-0-0		0-0-0		
8-11-0	0-0-0	0-1-0		NON-CONFERENCE		3-5-0		1-5-0		4-0-0		
2-5-0	0-0-0	0-0-0		HOME		0-2-0		0-3-0		2-0-0		
6-6-0	0-0-0	0-0-		AWAY		3-3-0		1-2-0		2-0-0		
0-0-0	0-0-0	0-0-0		NEUTRAL		0-0-0		0-0-0		0-0-0		
13-8-0	0-0-0	0-0-0		CONFERENCE		0-3-0		0-0-0		13-5-0		
8-4-0	0-0-0	0-0-0		HOME		0-3-0		0-0-0		8-1-0		
5-4-0	0-0-0	0-0-0		AWAY		0-0-0		0-0-0		5-4-0		
0-0-0	0-0-0	0-0-0		NEUTRAL		0-0-0		0-0-0		0-0-0		
RPI	S	Opponent	Score	RPI	S	Opponent	Score	RPI	S	Opponent	Score	
				45	A	Virginia Tech	1 16	55	A	Wake Forest	9 14	
								63	H	Campbell	6 8	
								63	H	Campbell	8 13	
								63	H	Campbell	2 8	
								82	A	Old Dominion	0 7	
								82	A	Old Dominion	5 4	
								82	A	Old Dominion	7 5	
								88	A	Elon	6 2	
								88	H	Elon	8 10	
								90	A	UNC Greensboro	3 11	
								90	H	UNC Greensboro	2 6	
							</					

Non-Div. I Games:

High Point

High Point

High Point

High Point

Average RPI Win: 198		WON-LOST	WINNING	LAST 10	STRENGTH OF		OPP. STRENGTH	TEAM	ADJ	CONF.	ADJ CONF.
Average RPI Loss: 135		RECORD	PCT. RANK	GAMES	SCHEDULE		OF SCHEDULE	RPI	RPI	RPI	RPI
DIV. I ONLY		26-18-0	.59091	78	4-6-0		195	185	137	.50502	137
DIV. I NON-CONF.		15-11-0	.57692	109	0-3-0		186	176	150	.4993	150
TOTALS		RPI 1-25	RPI 26-50		W-L RECORDS		RPI 51-100		RPI 101-150		RPI 150+
26-18-0	1-2-0	0-1-0		OVERALL		3-4-0		3-3-0		19-8-0	
17-7-0	0-0-0	0-0-0		HOME		1-1-0		1-2-0		15-4-0	
9-11-0	1-2-0	0-1-0		AWAY		2-3-0		2-1-0		4-4-0	
0-0-0	0-0-0	0-0-0		NEUTRAL		0-0-0		0-0-0		0-0-0	
15-11-0	1-2-0	0-1-0		NON-CONFERENCE		2-2-0		0-0-0		12-6-0	
13-5-0	0-0-0	0-0-0		HOME		1-1-0		0-0-0		12-4-0	
2-6-0	1-2-0	0-0-0		AWAY		1-1-0		0-0-0		0-2-0	
0-0-0	0-0-0	0-0-0		NEUTRAL		0-0-0		0-0-0		0-0-0	
11-7-0	0-0-0	0-0-0		CONFERENCE		1-2-0		3-3-0		7-2-0	
4-2-0	0-0-0	0-0-0		HOME		0-0-0		1-2-0		3-0-0	
7-5-0	0-0-0	0-0-0		AWAY		1-2-0		2-1-0		4-2-0	
0-0-0	0-0-0	0-0-0		NEUTRAL		0-0-0		0-0-0		0-0-0	
RPI S	Opponent	Score		RPI S	Opponent	Score		RPI S	Opponent	Score	
13 A	UC Santa Barbara	2	8	42 A	Arizona St.	9	15	60 A	Washington	2	3
13 A	UC Santa Barbara	5	1					69 A	San Diego St.	5	2
13 A	UC Santa Barbara	1	7					78 H	Kansas St.	7	6
								83 H	San Diego	4	5
								99 A	UTRGV	6	3
								99 A	UTRGV	1	9
								99 A	UTRGV	3	7
								120 H	Sacramento St.	0	1
								120 H	Sacramento St.	6	5
								120 H	Sacramento St.	10	21
								126 A	Grand Canyon	4	1
								126 A	Grand Canyon	0	3
								126 A	Grand Canyon	8	0
								155 H	Pacific	6	0
								155 H	Pacific	10	3
								155 H	Pacific	3	2
								155 H	Pacific	5	11
								180 A	UC Riverside	4	5
								180 A	UC Riverside	3	8
								180 H	UC Riverside	4	7
								185 H	CSUN	4	7
								214 H	Hawaii	2	6
								238 H	Ohio	8	2
								238 H	Ohio	7	4
								238 H	Ohio	7	1
								238 H	Ohio	4	1
								240 H	CSU Bakersfield	4	1
								240 H	CSU Bakersfield	6	0
								240 H	CSU Bakersfield	8	2
								248 H	Northern Ill.	8	0
								248 H	Northern Ill.	10	7
								248 H	Northern Ill.	8	4
								248 H	Northern Ill.	4	2
								265 A	Seattle U	4	2
LAST 10 GAMES				180 H	UC Riverside	4	7	287 A	Northern Colo.	19	4
				248 H	Northern Ill.	4	2	287 A	Northern Colo.	11	5
				238 H	Ohio	4	1	185 H	CSUN	4	7
				214 H	Hawaii	2	6	99 A	UTRGV	3	7
				287 A	Northern Colo.	1	6	99 A	UTRGV	1	9

Non-Div. I Games:

California Baptist

RPI	S	Opponent	Score	
265	A	Seattle U	1	11
265	A	Seattle U	12	10
287	A	Northern Colo.	11	5
287	A	Northern Colo.	19	4
287	A	Northern Colo.	1	6
293	H	Fairleigh Dickinson	5	1

California Baptist

C
a
l
i
f
o
r
n
i
a
B
a
p
t
i
s
t

C
a
l
i
f
o
r
n
i
a
B
a
p
t
i
s
t

Portland

Portland

Average RPI Win: 140		WON-LOST	WINNING	LAST 10	STRENGTH OF		OPP. STRENGTH	TEAM	ADJ	CONF.	ADJ CONF.
Average RPI Loss: 64		RECORD	PCT. RANK	GAMES	SCHEDULE		OF SCHEDULE	RPI	RPI	RPI	RPI
DIV. I ONLY		13-30-0	.30233	262	2-8-0		17	118	139	.50423	139
DIV. I NON-CONF.		9-22-0	.29032	244	2-3-0		16	89	148	.49986	148
TOTALS		RPI 1-25	RPI 26-50		W-L RECORDS		RPI 51-100		RPI 101-150		RPI 150+
13-30-0		0-7-0	3-7-0		OVERALL		0-10-0		3-4-0		7-2-0
6-10-0		0-2-0	2-1-0		HOME		0-6-0		2-0-0		2-1-0
6-17-0		0-5-0	1-6-0		AWAY		0-2-0		0-3-0		5-1-0
1-3-0		0-0-0	0-0-0		NEUTRAL		0-2-0		1-1-0		0-0-0
9-22-0		0-7-0	1-3-0		NON-CONFERENCE		0-7-0		3-4-0		5-1-0
4-6-0		0-2-0	0-0-0		HOME		0-3-0		2-0-0		2-1-0
4-13-0		0-5-0	1-0-		AWAY		0-2-0		0-3-0		3-0-0
1-3-0		0-0-0	0-0-0		NEUTRAL		0-2-0		1-1-0		0-0-0
4-8-0		0-0-0	2-4-0		CONFERENCE		0-3-0		0-0-0		2-1-0
2-4-0		0-0-0	2-1-0		HOME		0-3-0		0-0-0		0-0-0
2-4-0		0-0-0	0-3-0		AWAY		0-0-0		0-0-0		2-1-0
0-0-0		0-0-0	0-0-0		NEUTRAL		0-0-0		0-0-0		0-0-0
RPI S	Opponent	Score	RPI S	Opponent	Score	RPI S	Opponent	Score	RPI S	Opponent	Score
3 H	Arkansas	2 8	30 A	Illinois St.	5 7	51 H	UC Irvine	1 4	119 N	Utah	6 2
13 A	UC Santa Barbara	3 5	30 A	Illinois St.	1 7	51 H	UC Irvine	2 3	121 N	Nevada	4 16
13 A	UC Santa Barbara	3 7	30 A	Illinois St.	3 5	62 N	Fresno St.	2 3	132 A	Arkansas St.	4 6
13 A	UC Santa Barbara	1 11	33 A	Texas St.	0 10	72 H	Bradley	9 16	132 A	Arkansas St.	4 16
23 A	Oklahoma St.	2 13	34 H	Indiana St.	6 5	72 H	Bradley	5 6	132 A	Arkansas St.	2 14
24 A	Missouri	2 6	34 H	Indiana St.	0 12	72 H	Bradley	9 10	143 H	Central Ark.	9 7
24 H	Missouri	6 14	34 H	Indiana St.	1 0	83 A	San Diego	4 14	143 H	Central Ark.	15 3
			36 A	Oklahoma	11 8	86 N	Cal St. Fullerton	0 7	164 A	Southern Ill.	2 4
			36 A	Oklahoma	2 11	93 A	Kansas	6 11	164 A	Southern Ill.	10 5
			36 A	Oklahoma	1 6	93 H	Kansas	5 9	164 A	Southern Ill.	13 4
									168 H	New Orleans	6 1
									168 H	New Orleans	8 3
									168 H	New Orleans	12 20
									173 A	Murray St.	15 10
									200 A	Oral Roberts	11 2
									273 A	Southeast Mo. St.	8 2
			LAST 10 GAMES								
			30 A	Illinois St.	3 5	72 H	Bradley	9 10			
			30 A	Illinois St.	5 7	24 A	Missouri	2 6			
			164 A	Southern Ill.	2 4	168 H	New Orleans	12 20			
			72 H	Bradley	5 6	168 H	New Orleans	6 1			
			72 H	Bradley	9 16	168 H	New Orleans	8 3			

Non-Div. I Games:

Missouri St.

Average RPI Win:	169	WON-LOST	WINNING	LAST 10	STRENGTH OF	OPP. STRENGTH	TEAM	ADJ	CONF.	ADJ CONF.		
Average RPI Loss:	132	RECORD	PCT. RANK	GAMES	SCHEDULE	OF SCHEDULE	RPI	RPI	RPI	RPI		
DIV. I ONLY		18-23-0	.43902	201	4-6-0	105	177	140	.50403	140	20	20
DIV. I NON-CONF.		9-17-0	.34615	221	2-3-0	122	76	159	.49409	159	24	24
<hr/>												
TOTALS	RPI 1-25	RPI 26-50		W-L RECORDS		RPI 51-100		RPI 101-150		RPI 150+		
18-23-0	1-2-0	0-1-0		OVERALL		1-7-0		3-4-0		13-9-0		
6-7-0	0-0-0	0-0-0		HOME		0-2-0		0-0-0		6-5-0		
10-14-0	0-0-0	0-1-0		AWAY		1-5-0		3-4-0		6-4-0		
2-2-0	1-2-0	0-0-0		NEUTRAL		0-0-0		0-0-0		1-0-0		
<hr/>												
9-17-0	1-2-0	0-1-0		NON-CONFERENCE		1-7-0		3-4-0		4-3-0		
0-4-0	0-0-0	0-0-0		HOME		0-2-0		0-0-0		0-2-0		
7-11-0	0-0-0	0-0-		AWAY		1-5-0		3-4-0		3-1-0		
2-2-0	1-2-0	0-0-0		NEUTRAL		0-0-0		0-0-0		1-0-0		
<hr/>												
9-6-0	0-0-0	0-0-0		CONFERENCE		0-0-0		0-0-0		9-6-0		
6-3-0	0-0-0	0-0-0		HOME		0-0-0		0-0-0		6-3-0		
3-3-0	0-0-0	0-0-0		AWAY		0-0-0		0-0-0		3-3-0		
0-0-0	0-0-0	0-0-0		NEUTRAL		0-0-0		0-0-0		0-0-0		
<hr/>												
RPI S	Opponent	Score		RPI S	Opponent	Score		RPI S	Opponent	Score		
24 N	Missouri	8	6	26 A	UConn	1	2	56 A	Bryant	16	12	
24 N	Missouri	0	7					56 H	Bryant	0	2	
24 N	Missouri	4	12					66 A	Boston College	0	4	
								66 H	Boston College	1	2	
								99 A	UTRGV	6	7	
								99 A	UTRGV	5	9	
								99 A	UTRGV	1	8	
								99 A	UTRGV	3	15	
								160 H	Richmond	4	3	
								160 H	Richmond	6	3	
								160 H	Richmond	2	1	
								172 A	Davidson	2	10	
								172 A	Davidson	2	7	
								172 A	Davidson	4	0	
								175 A	Northeastern	8	0	
								178 H	Holy Cross	3	7	
								197 H	Fordham	9	8	
								197 H	Fordham	5	3	
								197 H	Fordham	0	2	
								209 A	Quinnipiac	5	4	
								211 N	Hartford	10	7	
								216 A	Sacred Heart	1	9	
								216 H	Sacred Heart	5	6	
LAST 10 GAMES				LAST 10 GAMES				LAST 10 GAMES				
160 H	Richmond	6	3	66 H	Boston College	1	2	228 A	George Washington	6	1	
160 H	Richmond	4	3	253 H	George Mason	7	6	228 A	George Washington	3	4	
197 H	Fordham	5	3	253 H	George Mason	1	3	228 A	George Washington	19	1	
117 A	Wichita St.	6	1	253 H	George Mason	1	3	253 H	George Mason	1	3	
99 A	UTRGV	5	9	26 A	UConn	1	2	253 H	George Mason	1	3	

Non-Div. I Games:

Rhode Island

RPI	S	Opponent	Score	
253	H	George Mason	7	6
258	A	UMass Lowell	17	6

Rhode Island

R
h
o
d
e
I
s
l
a
n
d

R
h
o
d
e
I
s
l
a
n
d

Radford

Radford

RPI	S	Opponent	Score	
264	A	Charleston So.	7	1
264	A	Charleston So.	6	5
264	A	Charleston So.	9	6
279	N	Bucknell	9	1
279	N	Bucknell	17	4
289	H	Longwood	10	6
289	H	Longwood	5	4
289	H	Longwood	11	6

Radford

R
a
d
f
o
r
d

R
a
d
f
o
r
d

Average RPI Win: 142		WON-LOST RECORD		WINNING PCT. RANK		LAST 10 GAMES		STRENGTH OF SCHEDULE		OPP. STRENGTH OF SCHEDULE		TEAM RPI		ADJ RPI		CONF. RPI		ADJ CONF. RPI	
DIV. I ONLY		21-24-0		.46667 177		6-4-0		87		78		142		.50312 142		11		11	
DIV. I NON-CONF.		12-12-0		.5 141		3-0-0		79		44		125		.51214 125		11		11	
TOTALS		RPI 1-25		RPI 26-50		W-L RECORDS		RPI 51-100		RPI 101-150		RPI 150+							
21-24-0		0-4-0		4-4-0		OVERALL		3-9-0		2-1-0		12-6-0							
14-14-0		0-1-0		3-2-0		HOME		3-6-0		0-0-0		8-5-0							
7-10-0		0-3-0		1-2-0		AWAY		0-3-0		2-1-0		4-1-0							
0-0-0		0-0-0		0-0-0		NEUTRAL		0-0-0		0-0-0		0-0-0							
12-12-0		0-4-0		2-3-0		NON-CONFERENCE		2-4-0		0-0-0		8-1-0							
9-7-0		0-1-0		1-1-0		HOME		2-4-0		0-0-0		6-1-0							
3-5-0		0-3-0		1-0-		AWAY		0-0-0		0-0-0		2-0-0							
0-0-0		0-0-0		0-0-0		NEUTRAL		0-0-0		0-0-0		0-0-0							
9-12-0		0-0-0		2-1-0		CONFERENCE		1-5-0		2-1-0		4-5-0							
5-7-0		0-0-0		2-1-0		HOME		1-2-0		0-0-0		2-4-0							
4-5-0		0-0-0		0-0-0		AWAY		0-3-0		2-1-0		2-1-0							
0-0-0		0-0-0		0-0-0		NEUTRAL		0-0-0		0-0-0		0-0-0							
RPI S	Opponent		Score		RPI S	Opponent		Score		RPI S	Opponent		Score		RPI S	Opponent		Score	
12 A	Auburn		0	6	33 A	Texas St.		1	14	57 A	Louisiana Tech		3	6	124 A	Rice		6	8
12 A	Auburn		0	5	33 H	Texas St.		3	8	57 A	Louisiana Tech		7	8	124 A	Rice		9	3
12 A	Auburn		3	8	33 H	Texas St.		8	5	57 A	Louisiana Tech		2	4	124 A	Rice		4	2
24 H	Missouri		11	12	38 H	Southern Miss.		12	2	72 H	Bradley		2	3	151 A	A&M-Corpus Christi		16	4
					38 H	Southern Miss.		6	14	72 H	Bradley		3	4	151 H	A&M-Corpus Christi		10	7
					38 H	Southern Miss.		6	5	72 H	Bradley		7	2	171 A	UAB		4	1
					43 A	Houston		2	4	82 H	Old Dominion		4	3	171 A	UAB		3	7
					49 A	Texas		10	7	82 H	Old Dominion		13	14	171 A	UAB		12	1
										82 H	Old Dominion		6	10	177 H	Western Ky.		2	4
										96 H	McNeese		3	12	177 H	Western Ky.		17	12
										96 H	McNeese		5	16	177 H	Western Ky.		3	5
										96 H	McNeese		5	2	198 H	Lamar University		25	2
															207 H	Middle Tenn.		4	9
															207 H	Middle Tenn.		10	4
															207 H	Middle Tenn.		4	7
															212 A	Houston Baptist		14	6
															212 H	Houston Baptist		11	8
															224 H	Dartmouth		12	3
															224 H	Dartmouth		10	0
															224 H	Dartmouth		9	5
															224 H	Dartmouth		3	4
				LAST 10 GAMES															
								57 A	Louisiana Tech		2	4	177 H	Western Ky.		17	12		
								57 A	Louisiana Tech		7	8	177 H	Western Ky.		3	5		
								224 H	Dartmouth		12	3	212 H	Houston Baptist		11	8		
								33 H	Texas St.		8	5	171 A	UAB		4	1		
								177 H	Western Ky.		2	4	171 A	UAB		3	7		

Non-Div. I Games:

UTSA

Average RPI Win:	140	WON-LOST RECORD	WINNING PCT. RANK	LAST 10 GAMES	STRENGTH OF SCHEDULE	OPP. STRENGTH OF SCHEDULE	TEAM RPI	ADJ RPI	CONF. RPI	ADJ CONF. RPI		
DIV. I ONLY		23-21-0	.52273	133	7-3-0	141	114	143	.50281	143	12	12
DIV. I NON-CONF.		10-13-0	.43478	183	2-2-0	182	127	198	.47283	198	13	13
<hr/>												
TOTALS	RPI 1-25	RPI 26-50		W-L RECORDS		RPI 51-100		RPI 101-150		RPI 150+		
23-21-0	1-1-0	2-2-0		OVERALL		8-4-0		0-6-0		12-8-0		
15-11-0	0-1-0	2-2-0		HOME		6-3-0		0-2-0		7-3-0		
8-10-0	1-0-0	0-0-0		AWAY		2-1-0		0-4-0		5-5-0		
0-0-0	0-0-0	0-0-0		NEUTRAL		0-0-0		0-0-0		0-0-0		
10-13-0	1-1-0	2-2-0		NON-CONFERENCE		1-2-0		0-6-0		6-2-0		
6-8-0	0-1-0	2-2-0		HOME		1-2-0		0-2-0		3-1-0		
4-5-0	1-0-0	0-0-		AWAY		0-0-0		0-4-0		3-1-0		
0-0-0	0-0-0	0-0-0		NEUTRAL		0-0-0		0-0-0		0-0-0		
13-8-0	0-0-0	0-0-0		CONFERENCE		7-2-0		0-0-0		6-6-0		
9-3-0	0-0-0	0-0-0		HOME		5-1-0		0-0-0		4-2-0		
4-5-0	0-0-0	0-0-0		AWAY		2-1-0		0-0-0		2-4-0		
0-0-0	0-0-0	0-0-0		NEUTRAL		0-0-0		0-0-0		0-0-0		
<hr/>												
RPI S	Opponent	Score		RPI S	Opponent	Score		RPI S	Opponent	Score		
23 A	Oklahoma St.	8	4	30 H	Illinois St.	6	4	72 H	Bradley	3	4	
24 H	Missouri	0	4	30 H	Illinois St.	4	1	72 H	Bradley	13	9	
				30 H	Illinois St.	0	8	72 H	Bradley	2	5	
				30 H	Illinois St.	3	6	74 H	Sam Houston St.	6	1	
								74 H	Sam Houston St.	6	2	
								74 H	Sam Houston St.	4	1	
								76 A	Southeastern La.	3	1	
								76 A	Southeastern La.	2	3	
								76 A	Southeastern La.	3	2	
								96 H	McNeese	5	1	
								96 H	McNeese	1	2	
								96 H	McNeese	4	2	

Non-Div. I Games:

Central Ark.

O h i o s t

Ohio St.

RPI	S	Opponent	Score	
269	A	Bethune-Cookman	3	4
269	A	Bethune-Cookman	16	9
269	A	Bethune-Cookman	3	8
269	A	Bethune-Cookman	6	0
282	H	Northern Ky.	10	8

Ohio St.

O
h
i
o
s
t
.

O
h
i
o
s
t
.

Average RPI Win: 225		WON-LOST RECORD	WINNING PCT. RANK	LAST 10 GAMES	STRENGTH OF SCHEDULE	OPP. STRENGTH OF SCHEDULE	TEAM RPI	ADJ RPI	CONF. RPI	ADJ CONF. RPI				
Average RPI Loss: 151														
DIV. I ONLY		32-12-0	.72727	17	4-6-0	286	205	145	.5022	145	25	25		
DIV. I NON-CONF.		20-6-0	.76923	24	1-2-0	288	165	116	.51823	116	23	23		
<hr/>														
TOTALS		RPI 1-25		RPI 26-50		W-L RECORDS		RPI 51-100		RPI 101-150		RPI 150+		
32-12-0		0-1-0		1-1-0		OVERALL		2-1-0		3-3-0		26-6-0		
16-5-0		0-0-0		0-1-0		HOME		0-0-0		1-2-0		15-2-0		
13-5-0		0-1-0		1-0-0		AWAY		1-1-0		2-1-0		9-2-0		
3-2-0		0-0-0		0-0-0		NEUTRAL		1-0-0		0-0-0		2-2-0		
<hr/>														
20-6-0		0-1-0		1-1-0		NON-CONFERENCE		2-1-0		0-0-0		17-3-0		
11-1-0		0-0-0		0-1-0		HOME		0-0-0		0-0-0		11-0-0		
6-3-0		0-1-0		1-0-		AWAY		1-1-0		0-0-0		4-1-0		
3-2-0		0-0-0		0-0-0		NEUTRAL		1-0-0		0-0-0		2-2-0		
<hr/>														
12-6-0		0-0-0		0-0-0		CONFERENCE		0-0-0		3-3-0		9-3-0		
5-4-0		0-0-0		0-0-0		HOME		0-0-0		1-2-0		4-2-0		
7-2-0		0-0-0		0-0-0		AWAY		0-0-0		2-1-0		5-1-0		
0-0-0		0-0-0		0-0-0		NEUTRAL		0-0-0		0-0-0		0-0-0		
<hr/>														
RPI	S	Opponent	Score		RPI	S	Opponent	Score		RPI	S	Opponent	Score	
7	A	Louisville	1	6	46	A	Xavier	7	4	70	N	Wright St.	7	6
					46	H	Xavier	4	13	100	A	Cincinnati	5	15
										100	A	Cincinnati	12	8

Non-Div. I Games:

Miami (OH)

RPI	S	Opponent	Score
274	A	Bowling Green	10 8
274	A	Bowling Green	15 2
281	H	Youngstown St.	5 2
281	H	Youngstown St.	6 3
281	H	Youngstown St.	9 1
281	H	Youngstown St.	11 1
282	A	Northern Ky.	16 1
282	H	Northern Ky.	7 3
284	H	Eastern Mich.	7 6
284	H	Eastern Mich.	7 6
284	H	Eastern Mich.	13 3

Miami (OH)

Average RPI Win: 177		WON-LOST	WINNING	LAST 10	STRENGTH OF		OPP. STRENGTH	TEAM	ADJ	CONF.	ADJ CONF.
Average RPI Loss: 137		RECORD	PCT. RANK	GAMES	SCHEDULE		OF SCHEDULE	RPI	RPI	RPI	RPI
DIV. I ONLY		24-20-0	.54545	115	6-4-0		155	151	146	.50211	146
DIV. I NON-CONF.		10-13-0	.43478	183	1-2-0		176	55	189	.47796	188
TOTALS		RPI 1-25	RPI 26-50		W-L RECORDS		RPI 51-100		RPI 101-150		RPI 150+
24-20-0		1-2-0	0-0-0		OVERALL		1-6-0		6-2-0		16-10-0
15-11-0		0-1-0	0-0-0		HOME		0-2-0		5-2-0		10-6-0
9-9-0		1-1-0	0-0-0		AWAY		1-4-0		1-0-0		6-4-0
0-0-0		0-0-0	0-0-0		NEUTRAL		0-0-0		0-0-0		0-0-0
10-13-0		1-2-0	0-0-0		NON-CONFERENCE		1-6-0		2-0-0		6-5-0
6-8-0		0-1-0	0-0-0		HOME		0-2-0		1-0-0		5-5-0
4-5-0		1-1-0	0-0-0		AWAY		1-4-0		1-0-0		1-0-0
0-0-0		0-0-0	0-0-0		NEUTRAL		0-0-0		0-0-0		0-0-0
14-7-0		0-0-0	0-0-0		CONFERENCE		0-0-0		4-2-0		10-5-0
9-3-0		0-0-0	0-0-0		HOME		0-0-0		4-2-0		5-1-0
5-4-0		0-0-0	0-0-0		AWAY		0-0-0		0-0-0		5-4-0
0-0-0		0-0-0	0-0-0		NEUTRAL		0-0-0		0-0-0		0-0-0
RPI S	Opponent	Score	RPI S	Opponent	Score	RPI S	Opponent	Score	RPI S	Opponent	Score
6 A	Georgia	1 5				52 A	Alabama	2 13	102 H	Morehead St.	6 2
12 A	Auburn	11 6				52 H	Alabama	3 6	102 H	Morehead St.	0 5
12 H	Auburn	2 14				92 A	Samford	11 5	102 H	Morehead St.	11 3
						92 H	Samford	3 5	116 A	Troy	9 7
						94 A	Jacksonville	2 5	116 H	Troy	9 5
						94 A	Jacksonville	1 2	130 H	Eastern Ill.	12 5
						94 A	Jacksonville	7 16	130 H	Eastern Ill.	6 5
									130 H	Eastern Ill.	4 5
									156 H	FIU	3 1
									156 H	FIU	2 5
									156 H	FIU	1 2
									171 A	UAB	5 3
									173 A	Murray St.	4 2
									173 A	Murray St.	8 9
									173 A	Murray St.	7 8
									183 H	Belmont	9 4
									183 H	Belmont	1 7
									183 H	Belmont	9 0
									193 H	Purdue	5 9
									193 H	Purdue	3 0
									193 H	Purdue	4 0
									201 A	Eastern Ky.	5 7
									201 A	Eastern Ky.	18 3
									201 A	Eastern Ky.	6 5
									244 H	North Ala.	14 1
									244 H	North Ala.	12 10
									244 H	North Ala.	1 2
LAST 10 GAMES			183 H	Belmont	1 7	92 A	Samford	11 5			
			156 H	FIU	2 5	102 H	Morehead St.	6 2			
			156 H	FIU	3 1	102 H	Morehead St.	11 3			
			244 H	North Ala.	1 2	102 H	Morehead St.	0 5			
			244 H	North Ala.	12 10	52 H	Alabama	3 6			

Non-Div. I Games:

Jacksonville St.

RPI	S	Opponent	Score	
257	H	Tennessee Tech	12	10
257	H	Tennessee Tech	5	3
257	H	Tennessee Tech	8	7
267	H	Alabama St.	5	9
273	A	Southeast Mo. St.	4	3
273	A	Southeast Mo. St.	8	9
273	A	Southeast Mo. St.	8	7

Jacksonville St.

J
a
c
k
s
o
n
v
i
l
l
e
s
t
.

J
a
c
k
s
o
n
v
i
l
l
e
s
t
.

Average RPI Win: 143		WON-LOST	WINNING	LAST 10	STRENGTH OF		OPP. STRENGTH	TEAM	ADJ	CONF.	ADJ CONF.
Average RPI Loss: 105		RECORD	PCT. RANK	GAMES	SCHEDULE		OF SCHEDULE	RPI	RPI	RPI	RPI
DIV. I ONLY		19-26-0	.42222	209	1-9-0		103	120	147	.50042	147
DIV. I NON-CONF.		7-17-0	.29167	240	1-5-0		178	121	227	.45507	227
TOTALS		RPI 1-25	RPI 26-50		W-L RECORDS		RPI 51-100		RPI 101-150		RPI 150+
19-26-0		0-1-0	1-1-0		OVERALL		3-7-0		6-10-0		9-7-0
12-7-0		0-0-0	1-0-0		HOME		1-3-0		5-2-0		5-2-0
7-19-0		0-1-0	0-1-0		AWAY		2-4-0		1-8-0		4-5-0
0-0-0		0-0-0	0-0-0		NEUTRAL		0-0-0		0-0-0		0-0-0
7-17-0		0-1-0	1-1-0		NON-CONFERENCE		1-3-0		0-7-0		5-5-0
4-3-0		0-0-0	1-0-0		HOME		1-0-0		0-1-0		2-2-0
3-14-0		0-1-0	0-0-		AWAY		0-3-0		0-6-0		3-3-0
0-0-0		0-0-0	0-0-0		NEUTRAL		0-0-0		0-0-0		0-0-0
12-9-0		0-0-0	0-0-0		CONFERENCE		2-4-0		6-3-0		4-2-0
8-4-0		0-0-0	0-0-0		HOME		0-3-0		5-1-0		3-0-0
4-5-0		0-0-0	0-0-0		AWAY		2-1-0		1-2-0		1-2-0
0-0-0		0-0-0	0-0-0		NEUTRAL		0-0-0		0-0-0		0-0-0
RPI S	Opponent	Score	RPI S	Opponent	Score	RPI S	Opponent	Score	RPI S	Opponent	Score
19 A	Stanford	7 15	39 H	Oregon	4 3	54 A	Michigan	0 1	103 H	Air Force	3 5
			40 A	California	0 13	54 A	Michigan	0 3	103 H	Air Force	3 2
						62 A	Fresno St.	1 3	103 H	Air Force	4 1
						62 A	Fresno St.	2 1	105 A	San Francisco	6 12
						62 A	Fresno St.	7 5	105 A	San Francisco	3 6
						62 H	Fresno St.	6 8	106 A	Northwestern	5 6
						62 H	Fresno St.	5 7	106 A	Northwestern	0 6
						62 H	Fresno St.	1 6	106 A	Northwestern	0 1
						83 A	Saint Mary's (CA)	1 14	113 A	UNLV	4 9
						83 H	Saint Mary's (CA)	7 3	113 A	UNLV	3 4
									113 A	UNLV	7 3
									113 H	UNLV	6 5
									113 H	UNLV	7 6
									113 H	UNLV	2 1
									120 A	Sacramento St.	2 7
									138 H	Portland	2 13
									154 A	Nicholls St.	5 6
									154 A	Nicholls St.	2 3
									154 A	Nicholls St.	7 10
									155 H	Pacific	1 8
									157 A	New Mexico	6 7
									157 A	New Mexico	2 14
									157 A	New Mexico	22 18
									157 H	New Mexico	8 3
									157 H	New Mexico	4 2
									157 H	New Mexico	5 1
									180 H	UC Riverside	9 1
LAST 10 GAMES			54 A	Michigan	0 3	154 A	Nicholls St.	7 10			
			54 A	Michigan	0 1	154 A	Nicholls St.	5 6			
			276 A	Santa Clara	8 5	154 A	Nicholls St.	2 3			
			276 A	Santa Clara	4 3	19 A	Stanford	7 15			
			39 H	Oregon	4 3	62 H	Fresno St.	1 6			

Non-Div. I Games:

San Jose St.

RPI	S	Opponent	Score	
180	H	UC Riverside	3	12
180	H	UC Riverside	5	4
276	A	Santa Clara	20	10
276	A	Santa Clara	4	3
276	A	Santa Clara	8	5

San Jose St.

S
a
n
J
o
s
e
S
t
.

S
a
n
J
o
s
e
S
t
.

Average RPI Win: 231		WON-LOST RECORD	WINNING PCT. RANK	LAST 10 GAMES	STRENGTH OF SCHEDULE	OPP. STRENGTH OF SCHEDULE	TEAM RPI	ADJ RPI	CONF. RPI	ADJ CONF. RPI	
Average RPI Loss: 174											
DIV. I ONLY		34-15-0	.69388 27	7-3-0	270	257	148	.50028 148	23	23	
DIV. I NON-CONF.		16-8-0	.66667 57	2-0-0	283	271	167	.48888 167	26	26	
<hr/>											
TOTALS		RPI 1-25		RPI 26-50		W-L RECORDS		RPI 51-100		RPI 101-150	RPI 150+
34-15-0		0-0-0		0-0-0		OVERALL		0-0-0		2-3-0	32-12-0
20-6-0		0-0-0		0-0-0		HOME		0-0-0		1-1-0	19-5-0
13-7-0		0-0-0		0-0-0		AWAY		0-0-0		0-0-0	13-7-0
1-2-0		0-0-0		0-0-0		NEUTRAL		0-0-0		1-2-0	0-0-0
16-8-0		0-0-0		0-0-0		NON-CONFERENCE		0-0-0		2-3-0	14-5-0
10-2-0		0-0-0		0-0-0		HOME		0-0-0		1-1-0	9-1-0
5-4-0		0-0-0		0-0-		AWAY		0-0-0		0-0-0	5-4-0
1-2-0		0-0-0		0-0-0		NEUTRAL		0-0-0		1-2-0	0-0-0
18-7-0		0-0-0		0-0-0		CONFERENCE		0-0-0		0-0-0	18-7-0
10-4-0		0-0-0		0-0-0		HOME		0-0-0		0-0-0	10-4-0
8-3-0		0-0-0		0-0-0		AWAY		0-0-0		0-0-0	8-3-0
0-0-0		0-0-0		0-0-0		NEUTRAL		0-0-0		0-0-0	0-0-0
RPI	S	Opponent	Score	RPI	S	Opponent	Score	RPI	S	Opponent	Score
								103	N	Air Force	4 6
								103	N	Air Force	2 1
								103	N	Air Force	2 7
								133	H	Massachusetts	0 3
								133	H	Massachusetts	12 4
								165	A	Gardner-Webb	0 1
								165	A	Gardner-Webb	2 3
								165	A	Gardner-Webb	3 5
								178	A	Holy Cross	6 1
								178	A	Holy Cross	0 4
								178	H	Holy Cross	4 3
								178	H	Holy Cross	3 1
								178	H	Holy Cross	1 4
								179	A	Army West Point	5 2
								179	A	Army West Point	2 5
								179	H	Army West Point	3 11
								179	H	Army West Point	3 0
								179	H	Army West Point	5 7
								192	A	Lafayette	11 9
								192	A	Lafayette	10 1
								192	A	Lafayette	24 13
								192	H	Lafayette	2 5
								192	H	Lafayette	3 1
								213	H	Cornell	2 3
								213	H	Cornell	5 1
								213	H	Cornell	2 1
								221	H	Central Conn. St.	5 2
LAST 10 GAMES											

Non-Div. I Games:

Navy

RPI	S	Opponent	Score	
226	A	UMBC	3	9
226	H	UMBC	13	4
237	H	Coppin St.	5	4
237	H	Coppin St.	5	3
250	A	Georgetown	12	3
250	H	Georgetown	17	3
252	A	Lehigh	4	16
252	A	Lehigh	4	1
252	A	Lehigh	3	0
252	H	Lehigh	12	2
252	H	Lehigh	2	0
253	A	George Mason	18	12
278	H	Delaware St.	11	3
279	A	Bucknell	3	1
279	H	Bucknell	6	3
279	H	Bucknell	11	10
279	H	Bucknell	15	2
279	H	Bucknell	9	4
286	A	Villanova	5	1
286	A	Villanova	14	3
296	A	Mt. St. Mary's	8	4
296	H	Mt. St. Mary's	11	7

Navy

N
a
v
y

N
a
v
y

Average RPI Win: 192		WON-LOST	WINNING	LAST 10	STRENGTH OF		OPP. STRENGTH	TEAM	ADJ	CONF.	ADJ CONF.
Average RPI Loss: 96		RECORD	PCT. RANK	GAMES	SCHEDULE		OF SCHEDULE	RPI	RPI	RPI	RPI
DIV. I ONLY		17-24-0	.41463	215	5-5-0		71	168	149	.50013	149
DIV. I NON-CONF.		10-16-0	.38462	207	2-1-0		62	231	142	.50346	142
TOTALS		RPI 1-25	RPI 26-50		W-L RECORDS		RPI 51-100		RPI 101-150		RPI 150+
17-24-0		0-3-0	0-3-0		OVERALL		1-8-0		3-5-0		13-5-0
10-4-0		0-0-0	0-0-0		HOME		0-0-0		2-2-0		8-2-0
5-16-0		0-3-0	0-0-0		AWAY		1-8-0		1-2-0		3-3-0
2-4-0		0-0-0	0-3-0		NEUTRAL		0-0-0		0-1-0		2-0-0
10-16-0		0-3-0	0-3-0		NON-CONFERENCE		0-3-0		2-3-0		8-4-0
4-1-0		0-0-0	0-0-0		HOME		0-0-0		1-0-0		3-1-0
4-11-0		0-3-0	0-0-		AWAY		0-3-0		1-2-0		3-3-0
2-4-0		0-0-0	0-3-0		NEUTRAL		0-0-0		0-1-0		2-0-0
7-8-0		0-0-0	0-0-0		CONFERENCE		1-5-0		1-2-0		5-1-0
6-3-0		0-0-0	0-0-0		HOME		0-0-0		1-2-0		5-1-0
1-5-0		0-0-0	0-0-0		AWAY		1-5-0		0-0-0		0-0-0
0-0-0		0-0-0	0-0-0		NEUTRAL		0-0-0		0-0-0		0-0-0
RPI S	Opponent	Score	RPI S	Opponent	Score	RPI S	Opponent	Score	RPI S	Opponent	Score
10 A	Miami (FL)	3 19	34 N	Indiana St.	1 3	54 A	Michigan	3 8	101 N	Harvard	6 7
10 A	Miami (FL)	3 9	34 N	Indiana St.	5 7	54 A	Michigan	1 4	111 A	FGCU	4 1
10 A	Miami (FL)	1 7	34 N	Indiana St.	3 4	54 A	Michigan	1 10	111 A	FGCU	3 11
						61 A	Iowa	1 6	111 A	FGCU	1 4
						61 A	Iowa	15 3	115 H	Stony Brook	6 5
						61 A	Iowa	5 9	144 H	Ohio St.	0 2
						82 A	Old Dominion	2 12	144 H	Ohio St.	3 2
						82 A	Old Dominion	5 12	144 H	Ohio St.	3 5
						82 A	Old Dominion	2 3	163 A	Columbia	8 5
									168 A	New Orleans	2 7
									187 H	Michigan St.	4 2
									187 H	Michigan St.	8 0
									187 H	Michigan St.	6 3
									192 A	Lafayette	9 3
									193 H	Purdue	2 6
									193 H	Purdue	6 1
									193 H	Purdue	2 0
									215 H	Hofstra	4 6
									222 A	USC Upstate	0 1
									222 A	USC Upstate	4 13
									222 A	USC Upstate	8 7
									235 H	Wagner	11 10
									255 N	Butler	3 2
									259 H	Monmouth	2 1
									277 N	Chicago St.	6 2
									280 H	Iona	7 3
LAST 10 GAMES			LAST 10 GAMES			LAST 10 GAMES			LAST 10 GAMES		
61 A	Iowa	15 3	54 A	Michigan	1 4	61 A	Iowa	5 9	54 A	Michigan	1 10
61 A	Iowa	5 9	54 A	Michigan	1 10	54 A	Michigan	3 8	163 A	Columbia	8 5
144 H	Ohio St.	3 2	54 A	Michigan	3 8	193 H	Purdue	6 1			
144 H	Ohio St.	0 2	163 A	Columbia	8 5						
34 N	Indiana St.	5 7	193 H	Purdue	6 1						

Non-Div. I Games:

Rutgers

[illegible]

Non-Div. I Games:

James Madison

RPI	S	Opponent	Score	
272	H	St. Bonaventure	7	4
289	H	Longwood	3	1

[illegible]

Non-Div. I Games:	Houston-Victoria	8	5	Houston-Victoria	8	1
-------------------	------------------	---	---	------------------	---	---

A&M-Corpus Christi

RPI	S	Opponent	Score	
284	H	Eastern Mich.	12	4
295	A	Prairie View	17	9
295	H	Prairie View	8	5

A&M-Corpus Christi
r
i
s
t
i

A
&
M
-
C
o
r
p
u
s
C
h
r
i
s
t
i

[illegible]

Non-Div. I Games:

Appalachian St.

Non-Div. I Games:

Tie, Loss, Non-Conf, S Site, H Home, A Away, N Neutral Page 207

Average RPI Win:	182	WON-LOST	WINNING	LAST 10	STRENGTH OF	OPP. STRENGTH	TEAM	ADJ	CONF.	ADJ CONF.		
Average RPI Loss:	115	RECORD	PCT. RANK	GAMES	SCHEDULE	OF SCHEDULE	RPI	RPI	RPI	RPI		
DIV. I ONLY		22-21-0	.51163	143	6-4-0	128	167	154	.4988	154	12	12
DIV. I NON-CONF.		12-8-0	.6	93	3-1-0	188	250	160	.49361	160	13	13
<hr/>												
TOTALS	RPI 1-25	RPI 26-50		W-L RECORDS		RPI 51-100		RPI 101-150		RPI 150+		
22-21-0	0-1-0	0-1-0		OVERALL		2-10-0		4-4-0		16-5-0		
16-8-0	0-0-0	0-0-0		HOME		1-4-0		3-1-0		12-3-0		
5-11-0	0-1-0	0-0-0		AWAY		1-6-0		1-3-0		3-1-0		
1-2-0	0-0-0	0-1-0		NEUTRAL		0-0-0		0-0-0		1-1-0		
<hr/>												
12-8-0	0-1-0	0-1-0		NON-CONFERENCE		0-1-0		3-2-0		9-3-0		
11-3-0	0-0-0	0-0-0		HOME		0-1-0		3-1-0		8-1-0		
0-3-0	0-1-0	0-0-		AWAY		0-0-0		0-1-0		0-1-0		
1-2-0	0-0-0	0-1-0		NEUTRAL		0-0-0		0-0-0		1-1-0		
<hr/>												
10-13-0	0-0-0	0-0-0		CONFERENCE		2-9-0		1-2-0		7-2-0		
5-5-0	0-0-0	0-0-0		HOME		1-3-0		0-0-0		4-2-0		
5-8-0	0-0-0	0-0-0		AWAY		1-6-0		1-2-0		3-0-0		
0-0-0	0-0-0	0-0-0		NEUTRAL		0-0-0		0-0-0		0-0-0		
<hr/>												
RPI	S	Opponent	Score	RPI	S	Opponent	Score	RPI	S	Opponent	Score	
15	A	LSU	4 5	38	N	Southern Miss.	0 5	76	A	Southeastern La.	1 3	
								104	A	South Alabama	3 6	
								76	A	Southeastern La.	4 1	
								76	H	Southeastern La.	1 11	
								81	H	Tulane	4 7	
								95	A	Northwestern St.	7 9	
								95	A	Northwestern St.	1 7	
								95	A	Northwestern St.	2 3	
								96	A	McNeese	4 5	
								96	A	McNeese	6 7	
								97	H	Incarnate Word	4 7	
								97	H	Incarnate Word	4 6	
								97	H	Incarnate Word	7 3	
								104	H	Southern Ill.	7 3	
								164	H	Southern Ill.	5 6	
								164	H	Southern Ill.	3 2	
								168	H	New Orleans	3 2	
								168	H	New Orleans	2 3	
								168	H	New Orleans	9 1	
								178	N	Holy Cross	6 8	
								178	N	Holy Cross	11 2	
								198	A	Lamar University	4 2	
								198	A	Lamar University	5 4	
								198	A	Lamar University	6 5	
								206	H	Southern U.	4 2	
								241	H	Grambling	6 1	
								241	H	Grambling	16 5	
								241	H	Grambling	7 2	
								263	A	Jackson St.	0 6	
								76	H	Southeastern La.	1 11	
<hr/>												
				LAST 10 GAMES								
				95 A Northwestern St.				147 H San Jose St.				
				95 A Northwestern St.				147 H San Jose St.				
				294 H Alcorn				147 H San Jose St.				
				241 H Grambling				263 A Jackson St.				
				241 H Grambling				76 H Southeastern La.				

Non-Div. I Games:	LSU-Alexandria	3	0
--------------------------	-----------------------	----------	----------

Nicholls St.

RPI	S	Opponent	Score	
294	H	Alcorn	25	5
294	H	Alcorn	10	1

Nicholls St.

N
i
c
h
o
l
l
s
s
t
.

N
i
c
h
o
l
l
s
s
t
.

Average RPI Win:	179	WON-LOST RECORD	WINNING PCT. RANK	LAST 10 GAMES	STRENGTH OF SCHEDULE	OPP. STRENGTH OF SCHEDULE	TEAM RPI	ADJ RPI	CONF. RPI	ADJ CONF. RPI					
DIV. I ONLY		21-22-0	.48837	159	4-6-0	148	138	155	.49778	155	8	8			
DIV. I NON-CONF.		13-9-0	.59091	102	0-1-0	230	215	151	.49903	151	10	10			
<hr/>															
TOTALS	RPI 1-25	RPI 26-50		W-L RECORDS		RPI 51-100		RPI 101-150		RPI 150+					
21-22-0	0-0-0	1-5-0		OVERALL		3-8-0		7-7-0		10-2-0					
12-9-0	0-0-0	0-3-0		HOME		2-2-0		4-3-0		6-1-0					
9-13-0	0-0-0	1-2-0		AWAY		1-6-0		3-4-0		4-1-0					
0-0-0	0-0-0	0-0-0		NEUTRAL		0-0-0		0-0-0		0-0-0					
13-9-0	0-0-0	0-0-0		NON-CONFERENCE		0-2-0		6-5-0		7-2-0					
9-3-0	0-0-0	0-0-0		HOME		0-1-0		3-1-0		6-1-0					
4-6-0	0-0-0	0-0-		AWAY		0-1-0		3-4-0		1-1-0					
0-0-0	0-0-0	0-0-0		NEUTRAL		0-0-0		0-0-0		0-0-0					
8-13-0	0-0-0	1-5-0		CONFERENCE		3-6-0		1-2-0		3-0-0					
3-6-0	0-0-0	0-3-0		HOME		2-1-0		1-2-0		0-0-0					
5-7-0	0-0-0	1-2-0		AWAY		1-5-0		0-0-0		3-0-0					
0-0-0	0-0-0	0-0-0		NEUTRAL		0-0-0		0-0-0		0-0-0					
RPI	S	Opponent	Score	RPI	S	Opponent	Score	RPI	S	Opponent	Score				
				32	H	BYU	1 12	59	H	Pepperdine	3 7	103	H	Air Force	2 6
				32	H	BYU	0 5	59	H	Pepperdine	3 2	103	H	Air Force	5 3
				32	H	BYU	7 11	59	H	Pepperdine	13 3	105	H	San Francisco	3 6
				47	A	Gonzaga	7 9	62	A	Fresno St.	3 11	105	H	San Francisco	13 6
				47	A	Gonzaga	6 0	62	H	Fresno St.	2 17	105	H	San Francisco	4 9
				47	A	Gonzaga	0 3	77	A	LMU (CA)	5 6	120	A	Sacramento St.	6 2
								77	A	LMU (CA)	1 7	120	A	Sacramento St.	2 5
								77	A	LMU (CA)	5 2	120	H	Sacramento St.	6 3
								83	A	Saint Mary's (CA)	7 12	120	H	Sacramento St.	11 3
								83	A	Saint Mary's (CA)	3 5	137	A	California Baptist	3 10
								83	A	Saint Mary's (CA)	0 1	137	A	California Baptist	11 5
												137	A	California Baptist	2 3
												137	A	California Baptist	0 6
												147	A	San Jose St.	8 1
												236	A	UC Davis	11 9
												236	A	UC Davis	0 7
												236	H	UC Davis	13 8
												265	H	Seattle U	9 6
												265	H	Seattle U	6 5
												265	H	Seattle U	1 8
												276	A	Santa Clara	1 0
												276	A	Santa Clara	13 3
												276	A	Santa Clara	9 8
												277	H	Chicago St.	7 2
												277	H	Chicago St.	9 3
												277	H	Chicago St.	4 1
<hr/>															
LAST 10 GAMES															
				47	A	Gonzaga	7 9	32	H	BYU	1 12	276	A	Santa Clara	9 8
				47	A	Gonzaga	6 0	32	H	BYU	7 11	277	H	Chicago St.	7 2
				83	A	Saint Mary's (CA)	0 1	62	A	Fresno St.	3 11	277	H	Chicago St.	9 3
				265	H	Seattle U	9 6	105	H	San Francisco	4 9	277	H	Chicago St.	4 1
				32	H	BYU	0 5	105	H	San Francisco	3 6				

Non-Div. I Games:

Pacific

FIU

Average RPI Win: 165		WON-LOST RECORD		WINNING PCT. RANK		LAST 10 GAMES		STRENGTH OF SCHEDULE		OPP. STRENGTH OF SCHEDULE		TEAM RPI		ADJ RPI		CONF. RPI		ADJ CONF. RPI					
Average RPI Loss: 118																							
DIV. I ONLY		18-25-0		.4186 212		4-6-0		66		154		156		.49764 156		11		11					
DIV. I NON-CONF.		10-12-0		.45455 173		1-1-0		82		239		158		.49539 158		11		11					
TOTALS		RPI 1-25		RPI 26-50		W-L RECORDS		RPI 51-100		RPI 101-150		RPI 150+											
18-25-0		0-2-0		2-5-0		OVERALL		1-3-0		5-6-0		10-9-0											
10-11-0		0-1-0		2-1-0		HOME		0-0-0		1-3-0		7-6-0											
7-13-0		0-1-0		0-4-0		AWAY		1-3-0		4-3-0		2-2-0											
1-1-0		0-0-0		0-0-0		NEUTRAL		0-0-0		0-0-0		1-1-0											
10-12-0		0-2-0		0-1-0		NON-CONFERENCE		0-1-0		3-5-0		7-3-0											
6-6-0		0-1-0		0-0-0		HOME		0-0-0		1-3-0		5-2-0											
3-5-0		0-1-0		0-0-		AWAY		0-1-0		2-2-0		1-0-0											
1-1-0		0-0-0		0-0-0		NEUTRAL		0-0-0		0-0-0		1-1-0											
8-13-0		0-0-0		2-4-0		CONFERENCE		1-2-0		2-1-0		3-6-0											
4-5-0		0-0-0		2-1-0		HOME		0-0-0		0-0-0		2-4-0											
4-8-0		0-0-0		0-3-0		AWAY		1-2-0		2-1-0		1-2-0											
0-0-0		0-0-0		0-0-0		NEUTRAL		0-0-0		0-0-0		0-0-0											
RPI	S	Opponent		Score		RPI	S	Opponent		Score		RPI	S	Opponent		Score		RPI	S	Opponent		Score	
10	A	Miami (FL)		10	18	38	H	Southern Miss.		16	6	53	A	Florida St.		6	9	111	A	FGCU		0	3
10	H	Miami (FL)		8	10	38	H	Southern Miss.		6	4	82	A	Old Dominion		12	6	111	H	FGCU		6	11
						38	H	Southern Miss.		7	15	82	A	Old Dominion		2	7	115	H	Stony Brook		7	13
						43	A	Houston		4	5	82	A	Old Dominion		6	8	115	H	Stony Brook		6	7
						50	A	Fla. Atlantic		0	1							115	H	Stony Brook		13	2
						50	A	Fla. Atlantic		1	7							124	A	Rice		5	2
						50	A	Fla. Atlantic		3	4							124	A	Rice		13	7
																		124	A	Rice		5	8
																		146	A	Jacksonville St.		2	1
																		146	A	Jacksonville St.		1	3
																		146	A	Jacksonville St.		5	2
																		174	N	South Dakota St.		4	1
																		174	N	South Dakota St.		3	4
																		177	H	Western Ky.		1	15
																		177	H	Western Ky.		4	5
																		177	H	Western Ky.		2	1
																		181	A	Marshall		3	0
																		181	A	Marshall		5	16
																		181	A	Marshall		4	7
																		194	H	Charlotte		9	10
																		194	H	Charlotte		3	6
																		194	H	Charlotte		2	1
						LAST 10 GAMES												210	H	Seton Hall		6	5
						124	A	Rice		13	7	194	H	Charlotte		9	10	210	H	Seton Hall		10	7
						124	A	Rice		5	2	194	H	Charlotte		3	6	210	H	Seton Hall		1	0
						146	A	Jacksonville St.		5	2	10	A	Miami (FL)		10	18	210	H	Seton Hall		5	8
						146	A	Jacksonville St.		1	3	82	A	Old Dominion		2	7	225	H	Stetson		2	3
						194	H	Charlotte		2	1	82	A	Old Dominion		12	6	266	H	Florida A&M		2	3

Non-Div. I Games:

FIU

RPI	S	Opponent	Score	
266	H	Florida A&M	8	6
269	A	Bethune-Cookman	7	4
269	H	Bethune-Cookman	9	2

FIU

F
I
U

F
I
U

Average RPI Win: 175		WON-LOST	WINNING	LAST 10	STRENGTH OF		OPP. STRENGTH	TEAM	ADJ	CONF.	ADJ CONF.
Average RPI Loss: 78		RECORD	PCT. RANK	GAMES	SCHEDULE		OF SCHEDULE	RPI	RPI	RPI	RPI
DIV. I ONLY		20-21-0	.4878	161	6-4-0		147	93	157	.49636	157
DIV. I NON-CONF.		10-19-0	.34483	222	1-4-0		68	71	187	.47826	186
TOTALS		RPI 1-25	RPI 26-50		W-L RECORDS		RPI 51-100		RPI 101-150		RPI 150+
20-21-0	1-2-0	0-6-0		OVERALL		4-11-0		0-0-0		15-2-0	
12-11-0	0-0-0	0-3-0		HOME		4-7-0		0-0-0		8-1-0	
8-10-0	1-2-0	0-3-0		AWAY		0-4-0		0-0-0		7-1-0	
0-0-0	0-0-0	0-0-0		NEUTRAL		0-0-0		0-0-0		0-0-0	
10-19-0	1-2-0	0-6-0		NON-CONFERENCE		3-9-0		0-0-0		6-2-0	
8-9-0	0-0-0	0-3-0		HOME		3-5-0		0-0-0		5-1-0	
2-10-0	1-2-0	0-0-		AWAY		0-4-0		0-0-0		1-1-0	
0-0-0	0-0-0	0-0-0		NEUTRAL		0-0-0		0-0-0		0-0-0	
10-2-0	0-0-0	0-0-0		CONFERENCE		1-2-0		0-0-0		9-0-0	
4-2-0	0-0-0	0-0-0		HOME		1-2-0		0-0-0		3-0-0	
6-0-0	0-0-0	0-0-0		AWAY		0-0-0		0-0-0		6-0-0	
0-0-0	0-0-0	0-0-0		NEUTRAL		0-0-0		0-0-0		0-0-0	
RPI S	Opponent	Score		RPI S	Opponent	Score		RPI S	Opponent	Score	
22 A	Baylor	0	3	36 A	Oklahoma	1	4	60 A	Washington	3	9
22 A	Baylor	3	14	36 A	Oklahoma	3	9	60 A	Washington	7	11
22 A	Baylor	3	1	36 A	Oklahoma	2	5	60 A	Washington	0	5
				40 H	California	2	10	62 A	Fresno St.	6	8
				40 H	California	4	5	62 H	Fresno St.	6	16
				40 H	California	3	5	83 H	Saint Mary's (CA)	2	8
								83 H	Saint Mary's (CA)	8	3
								83 H	Saint Mary's (CA)	1	7
								83 H	Saint Mary's (CA)	6	2
								86 H	Cal St. Fullerton	6	16
								86 H	Cal St. Fullerton	5	3
								86 H	Cal St. Fullerton	2	16
								91 H	Southern California	5	11
								91 H	Southern California	1	4
								91 H	Southern California	9	6
LAST 10 GAMES											
83 H	Saint Mary's (CA)	1	7	91 H	Southern California	1	4				
163 H	Columbia	13	6	276 A	Santa Clara	0	5				
62 A	Fresno St.	6	8	245 A	Long Beach St.	5	4				
91 H	Southern California	5	11	245 A	Long Beach St.	7	1				
91 H	Southern California	9	6	245 A	Long Beach St.	4	2				

Non-Div. I Games:

Cal Poly

Average RPI Win:		131	WON-LOST RECORD		WINNING PCT. RANK	LAST 10 GAMES	STRENGTH OF SCHEDULE		OPP. STRENGTH OF SCHEDULE	TEAM RPI	ADJ RPI	CONF. RPI	ADJ CONF. RPI
Average RPI Loss:		99	20-23-1		.46591 181	4-5-1	106		108	157	.49636 157	9	9
DIV. I ONLY			12-11-0		.52174 138	3-3-0	108		75	152	.49896 152	9	9
DIV. I NON-CONF.													
TOTALS		RPI 1-25	RPI 26-50		W-L RECORDS		RPI 51-100		RPI 101-150		RPI 150+		
20-23-1		1-4-0	1-2-0		OVERALL		6-4-1		7-11-0		5-2-0		
13-12-0		1-1-0	0-2-0		HOME		3-3-0		4-4-0		5-2-0		
5-9-1		0-1-0	0-0-0		AWAY		2-1-1		3-7-0		0-0-0		
2-2-0		0-2-0	1-0-0		NEUTRAL		1-0-0		0-0-0		0-0-0		
12-11-0		1-4-0	1-2-0		NON-CONFERENCE		4-1-0		1-2-0		5-2-0		
9-7-0		1-1-0	0-2-0		HOME		2-1-0		1-1-0		5-2-0		
1-2-0		0-1-0	0-0-		AWAY		1-0-0		0-1-0		0-0-0		
2-2-0		0-2-0	1-0-0		NEUTRAL		1-0-0		0-0-0		0-0-0		
8-12-1		0-0-0	0-0-0		CONFERENCE		2-3-1		6-9-0		0-0-0		
4-5-0		0-0-0	0-0-0		HOME		1-2-0		3-3-0		0-0-0		
4-7-1		0-0-0	0-0-0		AWAY		1-1-1		3-6-0		0-0-0		
0-0-0		0-0-0	0-0-0		NEUTRAL		0-0-0		0-0-0		0-0-0		
RPI S	Opponent	Score	RPI S	Opponent	Score	RPI S	Opponent	Score	RPI S	Opponent	Score		
11 N	Oregon St.	5 6	36 H	Oklahoma	1 8	62 A	Fresno St.	8 2	112 A	New Mexico St.	5 13		
11 N	Oregon St.	0 5	36 H	Oklahoma	6 8	62 A	Fresno St.	4 10	112 H	New Mexico St.	8 11		
16 A	Texas Tech	4 6	47 N	Gonzaga	6 4	62 A	Fresno St.	6 6	113 A	UNLV	0 8		
16 H	Texas Tech	12 9				69 H	San Diego St.	2 4	113 A	UNLV	3 2		
16 H	Texas Tech	6 15				69 H	San Diego St.	13 4	113 A	UNLV	7 4		
						69 H	San Diego St.	3 19	121 A	Nevada	3 5		
						75 N	Minnesota	11 1	121 A	Nevada	9 3		
						79 A	Arizona	5 4	121 A	Nevada	4 6		
						86 H	Cal St. Fullerton	6 4	121 H	Nevada	8 14		
						86 H	Cal St. Fullerton	7 13	121 H	Nevada	6 4		
						86 H	Cal St. Fullerton	18 11	121 H	Nevada	0 3		
									126 H	Grand Canyon	9 8		
									147 A	San Jose St.	3 8		
									147 A	San Jose St.	2 4		
									147 A	San Jose St.	1 5		
									147 H	San Jose St.	14 2		
									147 H	San Jose St.	18 22		
									147 H	San Jose St.	7 6		
									180 H	UC Riverside	10 9		
									180 H	UC Riverside	10 18		
									180 H	UC Riverside	11 10		
									285 H	Niagara	5 3		
									285 H	Niagara	13 3		
									285 H	Niagara	7 4		
									285 H	Niagara	3 5		
LAST 10 GAMES			285 H	Niagara	5 3	16 A	Texas Tech	4 6	285 H	Niagara	13 3		
			126 H	Grand Canyon	9 8	180 H	UC Riverside	10 9	285 H	Niagara	7 4		
			62 A	Fresno St.	6 6	180 H	UC Riverside	11 10	285 H	Niagara	3 5		
			62 A	Fresno St.	8 2	180 H	UC Riverside	10 18					
			62 A	Fresno St.	4 10	112 H	New Mexico St.	8 11					

Non-Div. I Games:

New Mexico

Average RPI Win: 194		WON-LOST	WINNING	LAST 10	STRENGTH OF		OPP. STRENGTH	TEAM	ADJ	CONF.	ADJ CONF.
Average RPI Loss: 119		RECORD	PCT. RANK	GAMES	SCHEDULE		OF SCHEDULE	RPI	RPI	RPI	RPI
DIV. I ONLY		21-23-0	.47727	167	5-5-0		156	139	159	.49495	159
DIV. I NON-CONF.		10-16-0	.38462	207	2-3-0		167	115	180	.48231	180
TOTALS		RPI 1-25	RPI 26-50		W-L RECORDS		RPI 51-100		RPI 101-150		RPI 150+
21-23-0	0-3-0	0-0-0		OVERALL		1-6-0		3-6-0		17-8-0	
14-5-0	0-0-0	0-0-0		HOME		0-0-0		3-3-0		11-2-0	
7-15-0	0-3-0	0-0-0		AWAY		1-6-0		0-0-0		6-6-0	
0-3-0	0-0-0	0-0-0		NEUTRAL		0-0-0		0-3-0		0-0-0	
10-16-0	0-3-0	0-0-0		NON-CONFERENCE		1-3-0		0-3-0		9-7-0	
6-1-0	0-0-0	0-0-0		HOME		0-0-0		0-0-0		6-1-0	
4-12-0	0-3-0	0-0-		AWAY		1-3-0		0-0-0		3-6-0	
0-3-0	0-0-0	0-0-0		NEUTRAL		0-0-0		0-3-0		0-0-0	
11-7-0	0-0-0	0-0-0		CONFERENCE		0-3-0		3-3-0		8-1-0	
8-4-0	0-0-0	0-0-0		HOME		0-0-0		3-3-0		5-1-0	
3-3-0	0-0-0	0-0-0		AWAY		0-3-0		0-0-0		3-0-0	
0-0-0	0-0-0	0-0-0		NEUTRAL		0-0-0		0-0-0		0-0-0	
RPI S	Opponent	Score		RPI S	Opponent	Score		RPI S	Opponent	Score	
6 A	Georgia	0	17					125 N	Marist	10	14
6 A	Georgia	1	8					125 N	Marist	4	9
6 A	Georgia	6	7					125 N	Marist	5	7
								136 H	High Point	4	5
								136 H	High Point	2	4
								136 H	High Point	6	1
								141 H	Radford	1	0
								141 H	Radford	3	9
								141 H	Radford	7	1
								162 A	Wofford	7	6
								162 H	Wofford	5	4
								162 H	Wofford	5	4
								165 H	Gardner-Webb	11	6
								165 H	Gardner-Webb	6	5
								165 H	Gardner-Webb	4	5
								172 A	Davidson	1	4
								172 A	Davidson	8	10
								172 H	Davidson	15	7
								205 A	Kennesaw St.	3	7
								205 A	Kennesaw St.	5	13
								217 A	Pittsburgh	1	2
								217 A	Pittsburgh	5	7
								217 A	Pittsburgh	9	7
								222 A	USC Upstate	4	3
								222 A	USC Upstate	8	0
								222 A	USC Upstate	5	4
								223 H	Brown	5	4
								223 H	Brown	5	4
								223 H	Brown	5	4

Non-Div. I Games:

Presbyterian

RPI	S	Opponent	Score	
223	H	Brown	3	4
223	H	Brown	5	4
249	H	UNC Asheville	7	2
249	H	UNC Asheville	4	2
249	H	UNC Asheville	6	2
270	A	N.C. Central	9	3
270	H	N.C. Central	6	5

Presbyterian

P
r
e
s
b
y
t
e
r
i
a
n

P
r
e
s
b
y
t
e
r
i
a
n

[illegible]

Non-Div. I Games:

Richmond

RPI	S	Opponent	Score	
274	H	Bowling Green	8	6
288	H	Rider	10	1
288	H	Rider	3	6
288	H	Rider	6	1

Richmond

R
i
c
h
m
o
n
d

R
i
c
h
m
o
n
d

Average RPI Win:		213	WON-LOST RECORD		WINNING PCT. RANK		LAST 10 GAMES		STRENGTH OF SCHEDULE		OPP. STRENGTH OF SCHEDULE		TEAM RPI		ADJ RPI		CONF. RPI		ADJ CONF. RPI	
DIV. I ONLY			21-21-0		.5 149		6-4-0		235		190		161		.49487 161		29		29	
DIV. I NON-CONF.			6-16-0		.27273 252		0-1-0		126		52		174		.48508 174		27		27	
TOTALS		RPI 1-25		RPI 26-50		W-L RECORDS		RPI 51-100		RPI 101-150		RPI 150+								
21-21-0		0-1-0		0-7-0		OVERALL		1-2-0		3-2-0		17-9-0								
9-1-0		0-0-0		0-0-0		HOME		0-0-0		1-0-0		8-1-0								
12-19-0		0-1-0		0-7-0		AWAY		1-2-0		2-2-0		9-7-0								
0-1-0		0-0-0		0-0-0		NEUTRAL		0-0-0		0-0-0		0-1-0								
6-16-0		0-1-0		0-7-0		NON-CONFERENCE		1-2-0		1-1-0		4-5-0								
1-0-0		0-0-0		0-0-0		HOME		0-0-0		1-0-0		0-0-0								
5-16-0		0-1-0		0-0-		AWAY		1-2-0		0-1-0		4-5-0								
0-0-0		0-0-0		0-0-0		NEUTRAL		0-0-0		0-0-0		0-0-0								
15-5-0		0-0-0		0-0-0		CONFERENCE		0-0-0		2-1-0		13-4-0								
8-1-0		0-0-0		0-0-0		HOME		0-0-0		0-0-0		8-1-0								
7-3-0		0-0-0		0-0-0		AWAY		0-0-0		2-1-0		5-2-0								
0-1-0		0-0-0		0-0-0		NEUTRAL		0-0-0		0-0-0		0-1-0								
RPI	S	Opponent		Score		RPI	S	Opponent		Score		RPI	S	Opponent		Score				
17	A	West Virginia		4	5	29	A	Indiana		6	18	70	A	Wright St.		2	3			
						29	A	Indiana		2	5	78	A	Kansas St.		5	6			
						29	A	Indiana		1	12	78	A	Kansas St.		15	3			
						29	A	Indiana		5	16									
						44	A	Kentucky		3	4									
						44	A	Kentucky		3	12									
						44	A	Kentucky		2	10									
						LAST 10 GAMES														
						285	A	Niagara		9	0	17	A	West Virginia		4	5			
						251	H	Siena		14	12	190	A	Fairfield		2	3			
						29	A	Indiana		5	16	299	H	Saint Peter's		6	3			
						29	A	Indiana		2	5	209	A	Quinnipiac		3	1			
						169	A	Dayton		2	1	230	H	Manhattan		4	5			
												230	H	Manhattan		3	2			
												230	H	Manhattan		10	4			
												251	H	Siena		4	3			
												251	H	Siena		14	12			
												251	H	Siena		5	4			
												270	A	N.C. Central		0	9			
												270	A	N.C. Central		2	5			
												270	A	N.C. Central		8	3			
												285	A	Niagara		9	0			

Non-Div. I Games:

Canisius

RPI	S	Opponent	Score	
285	N	Niagara	5	6
299	H	Saint Peter's	6	3
299	H	Saint Peter's	10	5
299	H	Saint Peter's	7	5

Canisius

C
a
n
i
s
i
u
s

C
a
n
i
s
i
u
s

Average RPI Win:	194	WON-LOST RECORD	WINNING PCT. RANK	LAST 10 GAMES	STRENGTH OF SCHEDULE	OPP. STRENGTH OF SCHEDULE	TEAM RPI	ADJ RPI	CONF. RPI	ADJ CONF. RPI					
DIV. I ONLY		26-19-0	.57778	91	5-5-0	164	231	162	.4947	162	16	16			
DIV. I NON-CONF.		18-13-0	.58065	108	1-1-0	205	257	179	.4844	179	18	18			
<hr/>															
TOTALS	RPI 1-25	RPI 26-50		W-L RECORDS		RPI 51-100		RPI 101-150		RPI 150+					
26-19-0	0-0-0	0-0-0		OVERALL		1-5-0		5-3-0		20-11-0					
21-10-0	0-0-0	0-0-0		HOME		1-4-0		4-2-0		16-4-0					
5-8-0	0-0-0	0-0-0		AWAY		0-1-0		1-1-0		4-6-0					
0-1-0	0-0-0	0-0-0		NEUTRAL		0-0-0		0-0-0		0-1-0					
<hr/>															
18-13-0	0-0-0	0-0-0		NON-CONFERENCE		0-3-0		4-2-0		14-8-0					
16-6-0	0-0-0	0-0-0		HOME		0-2-0		4-2-0		12-2-0					
2-6-0	0-0-0	0-0-		AWAY		0-1-0		0-0-0		2-5-0					
0-1-0	0-0-0	0-0-0		NEUTRAL		0-0-0		0-0-0		0-1-0					
<hr/>															
8-6-0	0-0-0	0-0-0		CONFERENCE		1-2-0		1-1-0		6-3-0					
5-4-0	0-0-0	0-0-0		HOME		1-2-0		0-0-0		4-2-0					
3-2-0	0-0-0	0-0-0		AWAY		0-0-0		1-1-0		2-1-0					
0-0-0	0-0-0	0-0-0		NEUTRAL		0-0-0		0-0-0		0-0-0					
<hr/>															
RPI	S	Opponent	Score	RPI	S	Opponent	Score	RPI	S	Opponent	Score				
				56 H Bryant				11	12	101 H Harvard				8	0
				70 A Wright St.				4	11	101 H Harvard				4	5
				73 H VCU				3	13	101 H Harvard				1	6
				92 H Samford				1	6	101 H Harvard				6	5
				92 H Samford				8	5	127 A ETSU				1	7
				92 H Samford				4	11	127 A ETSU				10	4
								141 H Radford				10	9		
								144 H Ohio St.				8	6		
								159 A Presbyterian				4	5		
								159 A Presbyterian				4	5		
								159 H Presbyterian				6	7		
								165 H Gardner-Webb				7	5		
								165 H Gardner-Webb				14	5		
								165 H Gardner-Webb				6	2		
								166 H Mercer				11	2		
								166 H Mercer				1	4		
								166 H Mercer				4	1		
								167 A Winthrop				4	8		
								188 A Western Caro.				7	4		
								188 A Western Caro.				20	5		
				188 A Western Caro.				3	4						
				192 H Lafayette				7	6						
				192 H Lafayette				13	3						
				192 H Lafayette				12	1						
				222 H USC Upstate				3	1						
				238 H Ohio				4	6						
				238 H Ohio				4	5						
				101 H Harvard				4	5						
				92 H Samford				1	6						
				238 H Ohio				4	6						
				92 H Samford				8	5						
				238 H Ohio				5	2						
				256 H VMI				4	5						
				256 H VMI				15	4						
				222 H USC Upstate				3	1						
				159 A Presbyterian				4	5						
				73 H VCU				3	13						

Non-Div. I Games:

Wofford

RPI	S	Opponent	Score	
238	H	Ohio	2	0
249	A	UNC Asheville	12	1
249	H	UNC Asheville	14	2
256	H	VMI	15	4
256	H	VMI	19	4
256	H	VMI	4	5
264	N	Charleston So.	3	4
266	A	Florida A&M	14	11
266	A	Florida A&M	1	2
266	A	Florida A&M	4	9
297	H	UMES	13	5
297	H	UMES	9	0

Wofford

W
o
f
f
o
r
d

W
o
f
f
o
r
d

Non-Div. I Games:

Columbia

RPI	S	Opponent	Score	
233	A	Princeton	6	8
233	A	Princeton	8	2
233	A	Princeton	2	1
259	H	Monmouth	1	0

Columbia

C
o
l
u
m
b
i
a

C
o
l
u
m
b
i
a

Average RPI Win: 178		WON-LOST	WINNING	LAST 10	STRENGTH OF		OPP. STRENGTH	TEAM	ADJ	CONF.	ADJ CONF.						
Average RPI Loss: 100		RECORD	PCT. RANK	GAMES	SCHEDULE		OF SCHEDULE	RPI	RPI	RPI	RPI						
DIV. I ONLY		18-22-0	.45	193	1-9-0		115	158	164	.49399	164	6	6				
DIV. I NON-CONF.		17-11-0	.60714	90	1-1-0		147	232	94	.52949	94	6	6				
<hr/>																	
TOTALS		RPI 1-25		RPI 26-50		W-L RECORDS		RPI 51-100		RPI 101-150		RPI 150+					
18-22-0		1-3-0		0-6-0		OVERALL		0-3-0		7-5-0		10-5-0					
13-7-0		1-0-0		0-3-0		HOME		0-0-0		4-3-0		8-1-0					
5-15-0		0-3-0		0-3-0		AWAY		0-3-0		3-2-0		2-4-0					
0-0-0		0-0-0		0-0-0		NEUTRAL		0-0-0		0-0-0		0-0-0					
17-11-0		1-3-0		0-0-0		NON-CONFERENCE		0-0-0		6-3-0		10-5-0					
12-2-0		1-0-0		0-0-0		HOME		0-0-0		3-1-0		8-1-0					
5-9-0		0-3-0		0-0-		AWAY		0-0-0		3-2-0		2-4-0					
0-0-0		0-0-0		0-0-0		NEUTRAL		0-0-0		0-0-0		0-0-0					
1-11-0		0-0-0		0-6-0		CONFERENCE		0-3-0		1-2-0		0-0-0					
1-5-0		0-0-0		0-3-0		HOME		0-0-0		1-2-0		0-0-0					
0-6-0		0-0-0		0-3-0		AWAY		0-3-0		0-0-0		0-0-0					
0-0-0		0-0-0		0-0-0		NEUTRAL		0-0-0		0-0-0		0-0-0					
RPI	S	Opponent		Score		RPI	S	Opponent		Score		RPI	S	Opponent		Score	
25	A	Illinois		4	5	30	H	Illinois St.		4	7	72	A	Bradley		0	8
25	A	Illinois		4	5	30	H	Illinois St.		6	7	72	A	Bradley		1	7
25	A	Illinois		5	14	30	H	Illinois St.		4	8	72	A	Bradley		4	14
25	H	Illinois		12	3	34	A	Indiana St.		3	6			114 A Memphis		2	7
						34	A	Indiana St.		2	7			114 A Memphis		2	1
						34	A	Indiana St.		4	7			129 A Austin Peay		9	12
														129 H Austin Peay		3	2
														130 A Eastern Ill.		9	8
														132 A Arkansas St.		4	3
														139 H Missouri St.		4	2
														139 H Missouri St.		5	10
														139 H Missouri St.		4	13
														154 A Nicholls St.		6	5
														154 A Nicholls St.		3	7
														154 A Nicholls St.		2	3
														183 A Belmont		13	9
														183 H Belmont		10	4
														234 H SIUE		7	6
														248 H Northern Ill.		8	6
														248 H Northern Ill.		3	1
														248 H Northern Ill.		2	17
														255 A Butler		4	5
														268 H Western Ill.		16	1
														268 H Western Ill.		8	1
														268 H Western Ill.		6	1
														273 A Southeast Mo. St.		9	11
														273 H Southeast Mo. St.		4	1
<hr/>																	
LAST 10 GAMES																	
						72	A	Bradley		1	7	25	H	Illinois		12	3
						72	A	Bradley		4	14	34	A	Indiana St.		4	7
						139	H	Missouri St.		4	2	34	A	Indiana St.		2	7
						25	A	Illinois		4	5	34	A	Indiana St.		3	6
						268	H	Western Ill.		6	1	30	H	Illinois St.		4	8

Non-Div. I Games:

Southern Ill.

Average RPI Win: 175		WON-LOST	WINNING	LAST 10	STRENGTH OF		OPP. STRENGTH	TEAM	ADJ	CONF.	ADJ CONF.			
Average RPI Loss: 156		RECORD	PCT. RANK	GAMES	SCHEDULE		OF SCHEDULE	RPI	RPI	RPI	RPI			
DIV. I ONLY		18-22-0	.45	193	3-7-0		136	191	165	.49394	165	21	21	
DIV. I NON-CONF.		9-10-0	.47368	160	1-2-0		65	120	92	.53056	92	19	19	
TOTALS		RPI 1-25	RPI 26-50		W-L RECORDS		RPI 51-100		RPI 101-150		RPI 150+			
18-22-0	0-2-0	0-0-0		OVERALL		2-3-0		4-2-0		12-15-0				
7-8-0	0-0-0	0-0-0		HOME		1-2-0		4-2-0		2-4-0				
11-13-0	0-2-0	0-0-0		AWAY		1-0-0		0-0-0		10-11-0				
0-1-0	0-0-0	0-0-0		NEUTRAL		0-1-0		0-0-0		0-0-0				
9-10-0	0-2-0	0-0-0		NON-CONFERENCE		1-1-0		3-0-0		5-7-0				
4-2-0	0-0-0	0-0-0		HOME		0-0-0		3-0-0		1-2-0				
5-7-0	0-2-0	0-0-		AWAY		1-0-0		0-0-0		4-5-0				
0-1-0	0-0-0	0-0-0		NEUTRAL		0-1-0		0-0-0		0-0-0				
9-12-0	0-0-0	0-0-0		CONFERENCE		1-2-0		1-2-0		7-8-0				
3-6-0	0-0-0	0-0-0		HOME		1-2-0		1-2-0		1-2-0				
6-6-0	0-0-0	0-0-0		AWAY		0-0-0		0-0-0		6-6-0				
0-0-0	0-0-0	0-0-0		NEUTRAL		0-0-0		0-0-0		0-0-0				
RPI	S	Opponent	Score		RPI	S	Opponent	Score		RPI	S	Opponent	Score	
9	A	Tennessee	0	5						141	H	Radford	6	7
14	A	North Carolina	8	18						141	H	Radford	6	1
										141	H	Radford	7	9
										148	H	Navy	3	2
										148	H	Navy	5	3
										148	H	Navy	1	0
										152	A	Appalachian St.	12	3
										152	A	Appalachian St.	3	24
										159	A	Presbyterian	5	6
										159	A	Presbyterian	5	4
										159	A	Presbyterian	6	11
										162	A	Wofford	5	14
										162	A	Wofford	2	6
										162	A	Wofford	5	7
										167	A	Winthrop	1	7
										167	A	Winthrop	8	1
										167	A	Winthrop	0	2
										172	H	Davidson	10	1
										182	A	Furman	5	3
										182	A	Furman	2	7
										182	H	Furman	3	18
										188	A	Western Caro.	5	4
										188	H	Western Caro.	3	4
										194	A	Charlotte	11	4
										222	A	USC Upstate	9	7
										222	A	USC Upstate	7	6
										222	A	USC Upstate	19	11
LAST 10 GAMES														
152	A	Appalachian St.	3	24	141	H	Radford	6	7	188	H	Western Caro.	3	4
152	A	Appalachian St.	12	3	141	H	Radford	6	1	194	A	Charlotte	11	4
182	A	Furman	5	3	141	H	Radford	7	9	222	A	USC Upstate	9	7
182	A	Furman	2	7	9	A	Tennessee	0	5	222	A	USC Upstate	7	6
55	N	Wake Forest	7	9	167	A	Winthrop	1	7	222	A	USC Upstate	19	11

Non-Div. I Games: Limestone 11 9

Gardner-Webb

RPI	S	Opponent	Score	
264	A	Charleston So.	3	10
264	A	Charleston So.	6	8
264	A	Charleston So.	8	3
289	H	Longwood	9	5
289	H	Longwood	2	3
289	H	Longwood	7	9

Gardner-Webb

G
a
r
d
n
e
r
-
W
e
b
b

G
a
r
d
n
e
r
-
W
e
b
b

Average RPI Win: 212		WON-LOST RECORD	WINNING PCT. RANK		LAST 10 GAMES		STRENGTH OF SCHEDULE		OPP. STRENGTH OF SCHEDULE		TEAM RPI	ADJ RPI		CONF. RPI	ADJ CONF. RPI		
Average RPI Loss: 111																	
DIV. I ONLY		24-20-0	.54545	115	9-1-0		170		184		166	.49389	166	16	16		
DIV. I NON-CONF.		13-13-0	.5	141	2-0-0		169		217		191	.47699	191	18	18		
TOTALS		RPI 1-25		RPI 26-50		W-L RECORDS		RPI 51-100		RPI 101-150		RPI 150+					
24-20-0		0-1-0		2-4-0		OVERALL		1-7-0		3-0-0		18-8-0					
16-12-0		0-1-0		2-4-0		HOME		1-3-0		3-0-0		10-4-0					
8-8-0		0-0-0		0-0-0		AWAY		0-4-0		0-0-0		8-4-0					
0-0-0		0-0-0		0-0-0		NEUTRAL		0-0-0		0-0-0		0-0-0					
13-13-0		0-1-0		2-4-0		NON-CONFERENCE		0-5-0		0-0-0		11-3-0					
11-8-0		0-1-0		2-4-0		HOME		0-1-0		0-0-0		9-2-0					
2-5-0		0-0-0		0-0-		AWAY		0-4-0		0-0-0		2-1-0					
0-0-0		0-0-0		0-0-0		NEUTRAL		0-0-0		0-0-0		0-0-0					
11-7-0		0-0-0		0-0-0		CONFERENCE		1-2-0		3-0-0		7-5-0					
5-4-0		0-0-0		0-0-0		HOME		1-2-0		3-0-0		1-2-0					
6-3-0		0-0-0		0-0-0		AWAY		0-0-0		0-0-0		6-3-0					
0-0-0		0-0-0		0-0-0		NEUTRAL		0-0-0		0-0-0		0-0-0					
RPI	S	Opponent		Score		RPI	S	Opponent		Score		RPI	S	Opponent		Score	
8	H	Georgia Tech		8	14	34	H	Indiana St.		4	9	53	A	Florida St.		5	9
						34	H	Indiana St.		7	12	53	A	Florida St.		1	12
						34	H	Indiana St.		3	7	53	A	Florida St.		1	5
						48	H	Evansville		7	6	64	A	Ga. Southern		3	13
						48	H	Evansville		5	4	64	H	Ga. Southern		3	7
						48	H	Evansville		2	7	90	H	UNC Greensboro		4	9
												90	H	UNC Greensboro		8	1
												90	H	UNC Greensboro		3	5

Non-Div. I Games:

Mercer

RPI	S	Opponent	Score	
292	H	Alabama A&M	10	1
292	H	Alabama A&M	21	0

Mercer

M
e
r
c
e
r

M
e
r
c
e
r

Average RPI Win:	210	WON-LOST RECORD	WINNING PCT. RANK	LAST 10 GAMES	STRENGTH OF SCHEDULE	OPP. STRENGTH OF SCHEDULE	TEAM RPI	ADJ RPI	CONF. RPI	ADJ CONF. RPI	
Average RPI Loss:	138										
DIV. I ONLY	24-16-0	.6	70	7-3-0	239	174	167	.49367	167	21	21
DIV. I NON-CONF.	12-10-0	.54545	126	3-0-0	187	134	156	.49629	156	19	19
<hr/>											
TOTALS	RPI 1-25	RPI 26-50		W-L RECORDS	RPI 51-100		RPI 101-150		RPI 150+		
24-16-0	0-0-0	1-3-0		OVERALL	1-2-0		2-4-0		20-7-0		
15-8-0	0-0-0	0-0-0		HOME	1-1-0		2-1-0		12-6-0		
9-8-0	0-0-0	1-3-0		AWAY	0-1-0		0-3-0		8-1-0		
0-0-0	0-0-0	0-0-0		NEUTRAL	0-0-0		0-0-0		0-0-0		
12-10-0	0-0-0	1-3-0		NON-CONFERENCE	1-2-0		0-0-0		10-5-0		
8-6-0	0-0-0	0-0-0		HOME	1-1-0		0-0-0		7-5-0		
4-4-0	0-0-0	1-0-		AWAY	0-1-0		0-0-0		3-0-0		
0-0-0	0-0-0	0-0-0		NEUTRAL	0-0-0		0-0-0		0-0-0		
12-6-0	0-0-0	0-0-0		CONFERENCE	0-0-0		2-4-0		10-2-0		
7-2-0	0-0-0	0-0-0		HOME	0-0-0		2-1-0		5-1-0		
5-4-0	0-0-0	0-0-0		AWAY	0-0-0		0-3-0		5-1-0		
0-0-0	0-0-0	0-0-0		NEUTRAL	0-0-0		0-0-0		0-0-0		
RPI	S	Opponent	Score	RPI	S	Opponent	Score	RPI	S	Opponent	Score
				31	A	Florida	4 16				
				31	A	Florida	3 5				
				31	A	Florida	5 28				
				35	A	Clemson	8 6				

Non-Div. I Games:

Winthrop

RPI	S	Opponent	Score	
264	H	Charleston So.	7	6
271	A	The Citadel	4	1
271	H	The Citadel	8	1
289	A	Longwood	12	4
289	A	Longwood	9	3
289	A	Longwood	10	3

Winthrop

W
i
n
t
h
r
o
p

W
i
n
t
h
r
o
p

Average RPI Win: 147		WON-LOST	WINNING	LAST 10	STRENGTH OF		OPP. STRENGTH	TEAM	ADJ	CONF.	ADJ CONF.
Average RPI Loss: 126		RECORD	PCT. RANK	GAMES	SCHEDULE		OF SCHEDULE	RPI	RPI	RPI	RPI
DIV. I ONLY		22-23-0	.48889	158	5-5-0		163	121	168	.49355	168
DIV. I NON-CONF.		15-9-0	.625	86	3-3-0		227	118	136	.50653	136
TOTALS		RPI 1-25	RPI 26-50		W-L RECORDS		RPI 51-100		RPI 101-150		RPI 150+
22-23-0	0-0-0		1-1-0		OVERALL		7-11-0		4-3-0		10-8-0
14-10-0	0-0-0		0-1-0		HOME		4-4-0		2-0-0		8-5-0
8-13-0	0-0-0		1-0-0		AWAY		3-7-0		2-3-0		2-3-0
0-0-0	0-0-0		0-0-0		NEUTRAL		0-0-0		0-0-0		0-0-0
15-9-0	0-0-0		1-1-0		NON-CONFERENCE		3-0-0		4-3-0		7-5-0
10-5-0	0-0-0		0-1-0		HOME		2-0-0		2-0-0		6-4-0
5-4-0	0-0-0		1-0-		AWAY		1-0-0		2-3-0		1-1-0
0-0-0	0-0-0		0-0-0		NEUTRAL		0-0-0		0-0-0		0-0-0
7-14-0	0-0-0		0-0-0		CONFERENCE		4-11-0		0-0-0		3-3-0
4-5-0	0-0-0		0-0-0		HOME		2-4-0		0-0-0		2-1-0
3-9-0	0-0-0		0-0-0		AWAY		2-7-0		0-0-0		1-2-0
0-0-0	0-0-0		0-0-0		NEUTRAL		0-0-0		0-0-0		0-0-0
RPI	S	Opponent	Score	RPI	S	Opponent	Score	RPI	S	Opponent	Score
38	A	Southern Miss.	2 1	74	H	Sam Houston St.	6 4	104	A	South Alabama	7 22
38	H	Southern Miss.	2 15	74	H	Sam Houston St.	2 8	104	H	South Alabama	7 5
				74	H	Sam Houston St.	2 6	134	A	Louisiana	10 3
				76	H	Southeastern La.	6 7	139	A	Missouri St.	3 8
				76	H	Southeastern La.	7 4	139	A	Missouri St.	20 12
				76	H	Southeastern La.	1 7	139	A	Missouri St.	1 6
				81	A	Tulane	14 9	149	H	Rutgers	7 2
				81	H	Tulane	15 10	154	A	Nicholls St.	2 3
				81	H	Tulane	8 7	154	A	Nicholls St.	3 2
				95	A	Northwestern St.	1 8	154	A	Nicholls St.	1 9
				95	A	Northwestern St.	3 4	170	H	Yale	1 4
				95	A	Northwestern St.	5 2	170	H	Yale	8 7
				96	A	McNeese	4 16	170	H	Yale	6 8
				96	A	McNeese	1 2	187	H	Michigan St.	4 1
				96	A	McNeese	2 0	187	H	Michigan St.	4 8
				97	A	Incarnate Word	2 5	187	H	Michigan St.	6 4
				97	A	Incarnate Word	2 3	198	H	Lamar University	6 5
				97	A	Incarnate Word	7 15	198	H	Lamar University	7 6
								198	H	Lamar University	2 4
								206	A	Southern U.	4 5
								206	H	Southern U.	9 6
								255	H	Butler	2 1
								263	A	Jackson St.	21 2
								263	H	Jackson St.	4 12
								277	H	Chicago St.	16 8
LAST 10 GAMES				198	H	Lamar University	2 4				
				198	H	Lamar University	7 6				
				198	H	Lamar University	6 5				
				38	H	Southern Miss.	2 15				
				139	A	Missouri St.	20 12				
				76	H	Southeastern La.	7 4				
				76	H	Southeastern La.	6 7				
				170	H	Yale	6 8				
				170	H	Yale	8 7				
				81	A	Tulane	14 9				

Non-Div. I Games:

New Orleans

Average RPI Win:		214	WON-LOST RECORD		WINNING PCT. RANK		LAST 10 GAMES		STRENGTH OF SCHEDULE		OPP. STRENGTH OF SCHEDULE		TEAM RPI		ADJ RPI		CONF. RPI		ADJ CONF. RPI												
Average RPI Loss:		134																													
DIV. I ONLY			24-21-1		.53261 127		5-5-0		194		199		169		.49321 169		20		20												
DIV. I NON-CONF.			12-15-1		.44643 179		1-3-0		160		210		173		.48581 173		24		24												
TOTALS		RPI 1-25		RPI 26-50		W-L RECORDS		RPI 51-100		RPI 101-150		RPI 150+																			
24-21-1		0-6-0		0-0-0		OVERALL		0-1-0		4-4-0		20-10-1																			
12-9-0		0-0-0		0-0-0		HOME		0-1-0		4-1-0		8-7-0																			
11-12-1		0-6-0		0-0-0		AWAY		0-0-0		0-3-0		11-3-1																			
1-0-0		0-0-0		0-0-0		NEUTRAL		0-0-0		0-0-0		1-0-0																			
12-15-1		0-6-0		0-0-0		NON-CONFERENCE		0-1-0		2-3-0		10-5-1																			
7-5-0		0-0-0		0-0-0		HOME		0-1-0		2-0-0		5-4-0																			
4-10-1		0-6-0		0-0-		AWAY		0-0-0		0-3-0		4-1-1																			
1-0-0		0-0-0		0-0-0		NEUTRAL		0-0-0		0-0-0		1-0-0																			
12-6-0		0-0-0		0-0-0		CONFERENCE		0-0-0		2-1-0		10-5-0																			
5-4-0		0-0-0		0-0-0		HOME		0-0-0		2-1-0		3-3-0																			
7-2-0		0-0-0		0-0-0		AWAY		0-0-0		0-0-0		7-2-0																			
0-0-0		0-0-0		0-0-0		NEUTRAL		0-0-0		0-0-0		0-0-0																			
RPI	S	Opponent		Score		RPI	S	Opponent		Score		RPI	S	Opponent		Score															
2	A	Vanderbilt		1	5							70	H	Wright St.		7	8	118	A	Ball St.		6	11								
2	A	Vanderbilt		3	11													118	H	Ball St.		5	4								
2	A	Vanderbilt		0	2													128	A	Kent St.		6	9								
6	A	Georgia		7	10													128	H	Kent St.		12	5								
6	A	Georgia		1	5													133	H	Massachusetts		2	9								
6	A	Georgia		1	13													133	H	Massachusetts		6	0								
																		133	H	Massachusetts		11	2								
																		144	A	Ohio St.		2	4								
																		160	H	Richmond		8	7								
																		160	H	Richmond		3	11								
																		160	H	Richmond		5	17								
																		161	H	Canisius		6	2								
																		161	H	Canisius		1	2								
																		161	H	Canisius		17	13								
																		199	A	Saint Louis		4	2								
																		199	A	Saint Louis		3	2								
																		199	A	Saint Louis		3	4								
																		201	A	Eastern Ky.		17	5								
																		210	N	Seton Hall		2	1								
																		227	A	Toledo		12	9								
																		227	H	Toledo		9	10								
						LAST 10 GAMES												231	H	Saint Joseph's		11	6								
																		231	H	Saint Joseph's		2	1								
						253 A George Mason						0	2							293 A Fairleigh Dickinson	3	3	231	H	Saint Joseph's		6	7			
						253 A George Mason						6	4							128 A Kent St.	6	9	238 A Ohio	12	5						
						160 H Richmond						3	11							231 H Saint Joseph's	2	1	238 H Ohio	15	5						
						133 H Massachusetts						11	2							231 H Saint Joseph's	6	7	238 H Ohio	2	4						
						118 A Ball St.						6	11																		

Non-Div. I Games:

Dayton

RPI	S	Opponent	Score	
253	A	George Mason	13	3
253	A	George Mason	6	4
253	A	George Mason	0	2
255	H	Butler	6	1
272	A	St. Bonaventure	9	0
272	A	St. Bonaventure	8	7
272	A	St. Bonaventure	8	0
274	A	Bowling Green	8	12
284	A	Eastern Mich.	4	1
284	H	Eastern Mich.	2	10
293	A	Fairleigh Dickinson	3	3
298	H	Purdue Fort Wayne	9	3

Dayton

D
a
y
t
o
n

D
a
y
t
o
n

Y
a
l
e

value

Yale

RPI	S	Opponent	Score	
223	A	Brown	11	3
224	A	Dartmouth	4	0
224	A	Dartmouth	7	4
224	A	Dartmouth	5	7
225	A	Stetson	7	3
225	A	Stetson	5	7
225	A	Stetson	13	3

Yale

Y
a
l
e

Y
a
l
e

UAB

Average RPI Win: 211		WON-LOST RECORD	WINNING PCT. RANK	LAST 10 GAMES	STRENGTH OF SCHEDULE	OPP. STRENGTH OF SCHEDULE	TEAM RPI	ADJ RPI	CONF. RPI	ADJ CONF. RPI				
Average RPI Loss: 149														
DIV. I ONLY		21-18-0	.53846 125	6-4-0	179	209	172	.48953 172	20	20				
DIV. I NON-CONF.		11-13-0	.45833 171	1-1-0	240	203	234	.45196 234	24	24				
<hr/>														
TOTALS		RPI 1-25	RPI 26-50		W-L RECORDS		RPI 51-100		RPI 101-150		RPI 150+			
21-18-0		0-2-0	0-2-0		OVERALL		1-2-0		2-1-0		18-11-0			
17-7-0		0-0-0	0-1-0		HOME		0-0-0		2-1-0		15-5-0			
4-11-0		0-2-0	0-1-0		AWAY		1-2-0		0-0-0		3-6-0			
0-0-0		0-0-0	0-0-0		NEUTRAL		0-0-0		0-0-0		0-0-0			
11-13-0		0-2-0	0-2-0		NON-CONFERENCE		0-0-0		0-0-0		11-9-0			
10-5-0		0-0-0	0-1-0		HOME		0-0-0		0-0-0		10-4-0			
1-8-0		0-2-0	0-0-		AWAY		0-0-0		0-0-0		1-5-0			
0-0-0		0-0-0	0-0-0		NEUTRAL		0-0-0		0-0-0		0-0-0			
10-5-0		0-0-0	0-0-0		CONFERENCE		1-2-0		2-1-0		7-2-0			
7-2-0		0-0-0	0-0-0		HOME		0-0-0		2-1-0		5-1-0			
3-3-0		0-0-0	0-0-0		AWAY		1-2-0		0-0-0		2-1-0			
0-0-0		0-0-0	0-0-0		NEUTRAL		0-0-0		0-0-0		0-0-0			
RPI	S	Opponent		Score	RPI	S	Opponent		Score	RPI	S	Opponent		Score
2	A	Vanderbilt		2 24	41	A	Duke		3 7	73	A	VCU		3 2
14	A	North Carolina		4 12	41	H	Duke		2 7	73	A	VCU		1 13
										73	A	VCU		3 7

Non-Div. I Games:

Davidson

RPI	S	Opponent	Score	
260	H	Towson	15	3
260	H	Towson	4	1
260	H	Towson	13	5
270	A	N.C. Central	9	10
270	H	N.C. Central	6	9

Davidson

D
a
v
i
d
s
o
n

D
a
v
i
d
s
o
n

M
u
r
r
a
y
s
t
.

Murray St.

M
u
r
r
a
y
s
t
.

M
u
r
r
a
y
s
t
.

Murray St.

Non-Div. I Games:	Sioux Falls	11	7	South Dakota St.
-------------------	-------------	----	---	------------------

RPI	S	Opponent	Score	
268	A	Western Ill.	7	6
268	H	Western Ill.	6	7
268	H	Western Ill.	11	3
268	H	Western Ill.	11	9
298	A	Purdue Fort Wayne	12	2
298	A	Purdue Fort Wayne	5	4
298	A	Purdue Fort Wayne	8	0

South Dakota St.

S
o
u
t
h
D
a
k
o
t
a
S
t
.

S
o
u
t
h
D
a
k
o
t
a
S
t
.

North eastern

North eastern

Northeastern

Average RPI Win: 188		WON-LOST	WINNING	LAST 10	STRENGTH OF		OPP. STRENGTH	TEAM	ADJ	CONF.	ADJ CONF.
Average RPI Loss: 83		RECORD	PCT. RANK	GAMES	SCHEDULE		OF SCHEDULE	RPI	RPI	RPI	RPI
DIV. I ONLY		19-20-0	.48718	163	2-8-0		172	116	176	.48903	176
DIV. I NON-CONF.		17-5-0	.77273	21	1-0-0		224	238	74	.53988	74
TOTALS		RPI 1-25	RPI 26-50		W-L RECORDS		RPI 51-100		RPI 101-150		RPI 150+
19-20-0	0-3-0	2-7-0		OVERALL		3-6-0		0-0-0		14-4-0	
8-10-0	0-0-0	0-3-0		HOME		1-5-0		0-0-0		7-2-0	
4-8-0	0-3-0	1-2-0		AWAY		2-1-0		0-0-0		1-2-0	
7-2-0	0-0-0	1-2-0		NEUTRAL		0-0-0		0-0-0		6-0-0	
17-5-0	0-0-0	1-2-0		NON-CONFERENCE		2-1-0		0-0-0		14-2-0	
7-2-0	0-0-0	0-0-0		HOME		0-0-0		0-0-0		7-2-0	
3-1-0	0-0-0	0-0-		AWAY		2-1-0		0-0-0		1-0-0	
7-2-0	0-0-0	1-2-0		NEUTRAL		0-0-0		0-0-0		6-0-0	
2-15-0	0-3-0	1-5-0		CONFERENCE		1-5-0		0-0-0		0-2-0	
1-8-0	0-0-0	0-3-0		HOME		1-5-0		0-0-0		0-0-0	
1-7-0	0-3-0	1-2-0		AWAY		0-0-0		0-0-0		0-2-0	
0-0-0	0-0-0	0-0-0		NEUTRAL		0-0-0		0-0-0		0-0-0	
RPI S	Opponent	Score		RPI S	Opponent	Score		RPI S	Opponent	Score	
25 A	Illinois	1	2	29 A	Indiana	2	3	67 A	UCF	5	2
25 A	Illinois	3	4	29 A	Indiana	3	5	67 A	UCF	3	5
25 A	Illinois	6	7	29 A	Indiana	3	0	67 A	UCF	11	5
				37 H	Nebraska	2	4	75 H	Minnesota	5	7
				37 H	Nebraska	1	3	75 H	Minnesota	1	5
				37 H	Nebraska	2	3	75 H	Minnesota	6	8
				41 N	Duke	2	9	85 H	Maryland	2	5
				41 N	Duke	8	7	85 H	Maryland	10	7
				41 N	Duke	0	14	85 H	Maryland	4	6
LAST 10 GAMES											
				85 H	Maryland	4	6	85 H	Maryland	10	7
				29 A	Indiana	3	5	85 H	Maryland	2	5
				193 A	Purdue	1	2	192 H	Lafayette	3	2
				258 H	UMass Lowell	7	6	25 A	Illinois	3	4
				190 N	Fairfield	6	5	25 A	Illinois	6	7

Non-Div. I Games:

Penn St.

Average RPI Win: 179		WON-LOST RECORD		WINNING PCT. RANK		LAST 10 GAMES		STRENGTH OF SCHEDULE		OPP. STRENGTH OF SCHEDULE		TEAM RPI		ADJ RPI		CONF. RPI		ADJ CONF. RPI	
DIV. I ONLY		20-22-1		.47674 169		5-5-0		180		82		177		.48852 177		11		11	
DIV. I NON-CONF.		9-13-0		.40909 194		1-2-0		161		58		207		.46917 206		11		11	
TOTALS		RPI 1-25		RPI 26-50		W-L RECORDS		RPI 51-100		RPI 101-150		RPI 150+							
20-22-1		0-3-0		1-4-0		OVERALL		0-0-0		4-8-0		15-7-1							
13-8-1		0-0-0		1-3-0		HOME		0-0-0		2-5-0		10-0-1							
7-11-0		0-2-0		0-1-0		AWAY		0-0-0		2-1-0		5-7-0							
0-3-0		0-1-0		0-0-0		NEUTRAL		0-0-0		0-2-0		0-0-0							
9-13-0		0-3-0		0-2-0		NON-CONFERENCE		0-0-0		2-7-0		7-1-0							
7-6-0		0-0-0		0-1-0		HOME		0-0-0		2-5-0		5-0-0							
2-4-0		0-2-0		0-0-		AWAY		0-0-0		0-0-0		2-1-0							
0-3-0		0-1-0		0-0-0		NEUTRAL		0-0-0		0-2-0		0-0-0							
11-9-1		0-0-0		1-2-0		CONFERENCE		0-0-0		2-1-0		8-6-1							
6-2-1		0-0-0		1-2-0		HOME		0-0-0		0-0-0		5-0-1							
5-7-0		0-0-0		0-0-0		AWAY		0-0-0		2-1-0		3-6-0							
0-0-0		0-0-0		0-0-0		NEUTRAL		0-0-0		0-0-0		0-0-0							
RPI	S	Opponent		Score		RPI	S	Opponent		Score		RPI	S	Opponent		Score			
2	A	Vanderbilt		4	5	44	A	Kentucky		0	15	110	N	North Florida		2	9		
7	A	Louisville		4	11	44	H	Kentucky		4	15	114	H	Memphis		4	10		
9	N	Tennessee		3	6	50	H	Fla. Atlantic		4	6	114	H	Memphis		4	12		
						50	H	Fla. Atlantic		5	8	114	H	Memphis		6	9		
						50	H	Fla. Atlantic		11	4	129	H	Austin Peay		3	5		
												130	H	Eastern Ill.		1	8		
												130	H	Eastern Ill.		5	4		
												130	H	Eastern Ill.		10	9		
												135	N	La.-Monroe		3	4		
												142	A	UTSA		12	17		
												142	A	UTSA		4	2		
												142	A	UTSA		5	3		
												156	A	FIU		1	2		
												156	A	FIU		5	4		
												156	A	FIU		15	1		
												171	H	UAB		5	4		
												171	H	UAB		6	5		
												171	H	UAB		5	3		
												173	H	Murray St.		9	5		
												181	A	Marshall		7	11		
												181	A	Marshall		16	11		
												181	A	Marshall		2	8		
												183	A	Belmont		12	7		
												183	H	Belmont		8	7		
												189	A	Lipscomb		1	3		
												194	H	Charlotte		13	13		
												194	H	Charlotte		8	5		
LAST 10 GAMES						LAST 10 GAMES						LAST 10 GAMES							
						181	A	Marshall		16	11	9	N	Tennessee		3	6		
						181	A	Marshall		7	11	130	H	Eastern Ill.		5	4		
						194	H	Charlotte		8	5	7	A	Louisville		4	11		
						194	H	Charlotte		8	4	142	A	UTSA		4	2		
						114	H	Memphis		4	12	142	A	UTSA		12	17		

Non-Div. I Games:

Western Ky.

RPI	S	Opponent	Score	
194	H	Charlotte	8	4
201	A	Eastern Ky.	12	9
207	A	Middle Tenn.	4	11
207	A	Middle Tenn.	4	13
207	A	Middle Tenn.	10	13
282	H	Northern Ky.	9	6
282	H	Northern Ky.	5	4
282	H	Northern Ky.	19	2

Western Ky.

W
e
s
t
e
r
n
K
y
.

W
e
s
t
e
r
n
K
y
.

Average RPI Win:		204	WON-LOST RECORD		WINNING PCT. RANK		LAST 10 GAMES		STRENGTH OF SCHEDULE		OPP. STRENGTH OF SCHEDULE		TEAM RPI		ADJ RPI		CONF. RPI		ADJ CONF. RPI												
DIV. I ONLY			19-27-0		.41304	216	7-3-0		121		194		178		.48663		178	23		23											
DIV. I NON-CONF.			6-19-0		.24	265	1-0-0		110		53		214		.46509		214	26		26											
TOTALS		RPI 1-25		RPI 26-50		W-L RECORDS		RPI 51-100		RPI 101-150		RPI 150+																			
19-27-0		0-5-0		0-3-0		OVERALL		0-3-0		4-4-0		15-12-0																			
12-5-0		0-0-0		0-0-0		HOME		0-0-0		2-1-0		10-4-0																			
6-21-0		0-5-0		0-3-0		AWAY		0-3-0		2-3-0		4-7-0																			
1-1-0		0-0-0		0-0-0		NEUTRAL		0-0-0		0-0-0		1-1-0																			
6-19-0		0-5-0		0-3-0		NON-CONFERENCE		0-3-0		2-1-0		4-7-0																			
3-0-0		0-0-0		0-0-0		HOME		0-0-0		1-0-0		2-0-0																			
2-18-0		0-5-0		0-0-		AWAY		0-3-0		1-1-0		1-6-0																			
1-1-0		0-0-0		0-0-0		NEUTRAL		0-0-0		0-0-0		1-1-0																			
13-8-0		0-0-0		0-0-0		CONFERENCE		0-0-0		2-3-0		11-5-0																			
9-5-0		0-0-0		0-0-0		HOME		0-0-0		1-1-0		8-4-0																			
4-3-0		0-0-0		0-0-0		AWAY		0-0-0		1-2-0		3-1-0																			
0-0-0		0-0-0		0-0-0		NEUTRAL		0-0-0		0-0-0		0-0-0																			
RPI	S	Opponent		Score		RPI	S	Opponent		Score		RPI	S	Opponent		Score		RPI	S	Opponent		Score									
15	A	LSU		2	9	38	A	Southern Miss.		1	4	66	A	Boston College		4	11	101	A	Harvard		6	7								
22	A	Baylor		5	8	38	A	Southern Miss.		3	5	96	A	McNeese		0	13	133	H	Massachusetts		11	2								
22	A	Baylor		5	8	38	A	Southern Miss.		0	4	96	A	McNeese		1	4	140	A	Rhode Island		7	3								
22	A	Baylor		0	12							148	A	Navy		1	3	148	A	Navy		4	1								
22	A	Baylor		1	6							148	A	Navy		3	4	148	H	Navy		1	6	148	H	Navy		4	0		
												154	N	Nicholls St.		2	11	154	N	Nicholls St.		8	6	171	A	UAB		2	6		
												171	A	UAB		2	8	171	A	UAB		6	20	175	A	Northeastern		0	1		
												175	A	Northeastern		3	6	175	A	Northeastern		8	4	175	A	Northeastern		7	8		
												179	A	Army West Point		5	8	179	H	Army West Point		4	3	179	H	Army West Point		0	3		
												179	H	Army West Point		4	2	179	H	Army West Point		4	3	192	H	Lafayette		5	1		
												192	H	Lafayette		6	9	192	H	Lafayette		10	5	211	H	Hartford		12	6		
												224	H	Dartmouth		16	10														
												LAST 10 GAMES																			
												192	H	Lafayette		6	9	279	A	Bucknell		6	3	192	H	Lafayette		6	9		
												22	A	Baylor		5	8	175	A	Northeastern		3	6	192	H	Lafayette		10	5		
												148	H	Navy		4	0	179	H	Army West Point		4	3	211	H	Hartford		12	6		
												148	A	Navy		3	4	252	H	Lehigh		4	1	224	H	Dartmouth		16	10		
												175	A	Northeastern		7	8	279	H	Bucknell		6	5								

RPI	S	Opponent	Score	
252	H	Lehigh	5	4
252	H	Lehigh	4	1
252	H	Lehigh	3	5
279	A	Bucknell	6	3
279	A	Bucknell	13	7
279	A	Bucknell	6	3
279	H	Bucknell	6	5
279	H	Bucknell	4	8

Holy Cross

Average RPI Win:	209	WON-LOST RECORD	WINNING PCT. RANK	LAST 10 GAMES	STRENGTH OF SCHEDULE	OPP. STRENGTH OF SCHEDULE	TEAM RPI	ADJ RPI	CONF. RPI	ADJ CONF. RPI		
DIV. I ONLY		26-20-0	.56522	104	5-5-0	256	220	179	.48537	179	23	23
DIV. I NON-CONF.		14-11-0	.56	121	1-1-0	272	182	171	.4866	171	26	26
<hr/>												
TOTALS	RPI 1-25	RPI 26-50		W-L RECORDS		RPI 51-100		RPI 101-150		RPI 150+		
26-20-0	0-1-0	0-3-0		OVERALL		1-0-0		4-5-0		21-11-0		
11-7-0	0-0-0	0-0-0		HOME		0-0-0		1-3-0		10-4-0		
12-10-0	0-1-0	0-3-0		AWAY		0-0-0		2-1-0		10-5-0		
3-3-0	0-0-0	0-0-0		NEUTRAL		1-0-0		1-1-0		1-2-0		
14-11-0	0-1-0	0-3-0		NON-CONFERENCE		1-0-0		1-3-0		12-4-0		
4-3-0	0-0-0	0-0-0		HOME		0-0-0		0-2-0		4-1-0		
7-5-0	0-1-0	0-0-		AWAY		0-0-0		0-0-0		7-1-0		
3-3-0	0-0-0	0-0-0		NEUTRAL		1-0-0		1-1-0		1-2-0		
12-9-0	0-0-0	0-0-0		CONFERENCE		0-0-0		3-2-0		9-7-0		
7-4-0	0-0-0	0-0-0		HOME		0-0-0		1-1-0		6-3-0		
5-5-0	0-0-0	0-0-0		AWAY		0-0-0		2-1-0		3-4-0		
0-0-0	0-0-0	0-0-0		NEUTRAL		0-0-0		0-0-0		0-0-0		
RPI S	Opponent	Score		RPI S	Opponent	Score		RPI S	Opponent	Score		
15 A	LSU	5	6	43 A	Houston	3	6	81 N	Tulane	7	6	
				43 A	Houston	7	9					
				43 A	Houston	2	3					

RPI	S	Opponent	Score	
238	A	Ohio	11	2
238	A	Ohio	8	6
251	A	Siena	6	1
252	H	Lehigh	6	13
252	H	Lehigh	3	2
252	H	Lehigh	14	0
279	A	Bucknell	16	9
279	A	Bucknell	4	3
279	A	Bucknell	6	7
279	H	Bucknell	0	2
279	H	Bucknell	11	1
289	A	Longwood	12	2
289	A	Longwood	10	3
293	N	Fairleigh Dickinson	5	10

Army West Point

A
r
m
y
W
e
s
t
P
o
i
n
t

A
r
m
y
W
e
s
t
P
o
i
n
t

Average RPI Win:		140	WON-LOST RECORD		WINNING PCT. RANK	LAST 10 GAMES		STRENGTH OF SCHEDULE		OPP. STRENGTH OF SCHEDULE	TEAM RPI	ADJ RPI	CONF. RPI	ADJ CONF. RPI			
DIV. I ONLY			16-26-0		.38095	234	6-4-0		109		143	180	.48531	180	13	13	
DIV. I NON-CONF.			11-19-0		.36667	216	3-3-0		120		126	177	.48474	177	12	12	
TOTALS		RPI 1-25		RPI 26-50		W-L RECORDS		RPI 51-100		RPI 101-150		RPI 150+					
16-26-0		2-1-0		1-3-0		OVERALL		1-6-0		6-6-0		6-10-0					
9-7-0		2-1-0		1-3-0		HOME		0-2-0		3-0-0		3-1-0					
7-17-0		0-0-0		0-0-0		AWAY		1-4-0		3-6-0		3-7-0					
0-2-0		0-0-0		0-0-0		NEUTRAL		0-0-0		0-0-0		0-2-0					
11-19-0		0-0-0		1-3-0		NON-CONFERENCE		1-6-0		6-6-0		3-4-0					
5-5-0		0-0-0		1-3-0		HOME		0-2-0		3-0-0		1-0-0					
6-12-0		0-0-0		0-0-		AWAY		1-4-0		3-6-0		2-2-0					
0-2-0		0-0-0		0-0-0		NEUTRAL		0-0-0		0-0-0		0-2-0					
5-7-0		2-1-0		0-0-0		CONFERENCE		0-0-0		0-0-0		3-6-0					
4-2-0		2-1-0		0-0-0		HOME		0-0-0		0-0-0		2-1-0					
1-5-0		0-0-0		0-0-0		AWAY		0-0-0		0-0-0		1-5-0					
0-0-0		0-0-0		0-0-0		NEUTRAL		0-0-0		0-0-0		0-0-0					
RPI	S	Opponent		Score		RPI	S	Opponent		Score		RPI	S	Opponent		Score	
13	H	UC Santa Barbara		9	4	37	H	Nebraska		6	21	77	A	LMU (CA)		4	5
13	H	UC Santa Barbara		4	15	37	H	Nebraska		6	10	77	H	LMU (CA)		1	5
13	H	UC Santa Barbara		7	2	37	H	Nebraska		1	7	81	A	Tulane		1	10
						37	H	Nebraska		10	9	81	A	Tulane		10	1
												81	A	Tulane		0	10
												83	A	San Diego		6	7
												83	H	San Diego		3	31

Non-Div. I Games:

UC Riverside

UC Riverside

Average RPI Win: 213		WON-LOST RECORD		WINNING PCT. RANK		LAST 10 GAMES		STRENGTH OF SCHEDULE		OPP. STRENGTH OF SCHEDULE		TEAM RPI		ADJ RPI		CONF. RPI		ADJ CONF. RPI		
DIV. I ONLY		23-21-0		.52273 133		3-7-0		224		128		181		.48449 181		11		11		
DIV. I NON-CONF.		13-10-0		.56522 115		1-2-0		257		209		196		.47405 195		11		11		
TOTALS		RPI 1-25		RPI 26-50		W-L RECORDS		RPI 51-100		RPI 101-150		RPI 150+								
23-21-0		0-2-0		0-6-0		OVERALL		1-3-0		0-2-0		22-8-0								
13-7-0		0-1-0		0-1-0		HOME		0-0-0		0-1-0		13-4-0								
7-10-0		0-1-0		0-4-0		AWAY		1-2-0		0-0-0		6-3-0								
3-4-0		0-0-0		0-1-0		NEUTRAL		0-1-0		0-1-0		3-1-0								
13-10-0		0-2-0		0-3-0		NON-CONFERENCE		0-1-0		0-2-0		13-2-0								
7-4-0		0-1-0		0-1-0		HOME		0-0-0		0-1-0		7-1-0								
3-2-0		0-1-0		0-0-		AWAY		0-0-0		0-0-0		3-0-0								
3-4-0		0-0-0		0-1-0		NEUTRAL		0-1-0		0-1-0		3-1-0								
10-11-0		0-0-0		0-3-0		CONFERENCE		1-2-0		0-0-0		9-6-0								
6-3-0		0-0-0		0-0-0		HOME		0-0-0		0-0-0		6-3-0								
4-8-0		0-0-0		0-3-0		AWAY		1-2-0		0-0-0		3-3-0								
0-0-0		0-0-0		0-0-0		NEUTRAL		0-0-0		0-0-0		0-0-0								
RPI S	Opponent		Score		RPI S	Opponent		Score		RPI S	Opponent		Score		RPI S	Opponent		Score		
17 A	West Virginia		0	2	34 N	Indiana St.		1	4	57 A	Louisiana Tech		7	3	102 H	Morehead St.		4	5	
17 H	West Virginia		3	15	38 A	Southern Miss.		3	10	57 A	Louisiana Tech		1	11	131 N	Milwaukee		3	5	
					38 A	Southern Miss.		10	11	57 A	Louisiana Tech		6	19	156 H	FIU		7	4	
					38 A	Southern Miss.		3	4	61 N	Iowa		0	10	156 H	FIU		16	5	
					45 A	Virginia Tech		0	7						156 H	FIU		0	3	
					45 H	Virginia Tech		3	11						171 A	UAB		1	9	
															171 A	UAB		15	10	
															171 A	UAB		5	6	
															177 H	Western Ky.		11	7	
															177 H	Western Ky.		8	2	
															177 H	Western Ky.		11	16	
															186 A	UNCW		1	0	
															188 H	Western Caro.		10	9	
															194 A	Charlotte		5	4	
															194 A	Charlotte		12	6	
															194 A	Charlotte		5	8	
															195 H	Binghamton		1	3	
															195 H	Binghamton		4	3	
															207 H	Middle Tenn.		7	0	
															207 H	Middle Tenn.		5	10	
															207 H	Middle Tenn.		13	3	
						LAST 10 GAMES									217 N	Pittsburgh		7	2	
						177 H	Western Ky.		11	16	284 H	Eastern Mich.		8	5	238 A	Ohio		6	1
						177 H	Western Ky.		11	7	17 A	West Virginia		0	2	238 H	Ohio		4	3
						38 A	Southern Miss.		3	4	171 A	UAB		5	6	253 N	George Mason		4	9
						256 A	VMI		7	6	171 A	UAB		15	10	256 A	VMI		7	6
						195 H	Binghamton		4	3	171 A	UAB		1	9	280 N	Iona		9	8

Non-Div. I Games:

Marshall

RPI	S	Opponent	Score	
280	N	Iona	8	3
284	H	Eastern Mich.	6	1
284	H	Eastern Mich.	8	5
284	H	Eastern Mich.	10	3
284	H	Eastern Mich.	25	3

Marshall

M
a
r
s
h
a
l
l

M
a
r
s
h
a
l
l

Average RPI Win: 184		WON-LOST	WINNING	LAST 10	STRENGTH OF		OPP. STRENGTH	TEAM	ADJ	CONF.	ADJ CONF.
Average RPI Loss: 109		RECORD	PCT. RANK	GAMES	SCHEDULE		OF SCHEDULE	RPI	RPI	RPI	RPI
DIV. I ONLY		18-26-0	.40909	219	6-4-0		107	153	182	.48443	182
DIV. I NON-CONF.		11-18-0	.37931	210	4-2-0		132	130	206	.46961	205
TOTALS		RPI 1-25	RPI 26-50		W-L RECORDS		RPI 51-100		RPI 101-150		RPI 150+
18-26-0	0-0-0	0-2-0		OVERALL		2-14-0		3-4-0		13-6-0	
11-11-0	0-0-0	0-1-0		HOME		1-3-0		3-4-0		7-3-0	
7-13-0	0-0-0	0-1-0		AWAY		1-10-0		0-0-0		6-2-0	
0-2-0	0-0-0	0-0-0		NEUTRAL		0-1-0		0-0-0		0-1-0	
11-18-0	0-0-0	0-2-0		NON-CONFERENCE		1-9-0		2-2-0		8-5-0	
7-9-0	0-0-0	0-1-0		HOME		1-3-0		2-2-0		4-3-0	
4-7-0	0-0-0	0-0-		AWAY		0-5-0		0-0-0		4-1-0	
0-2-0	0-0-0	0-0-0		NEUTRAL		0-1-0		0-0-0		0-1-0	
7-8-0	0-0-0	0-0-0		CONFERENCE		1-5-0		1-2-0		5-1-0	
4-2-0	0-0-0	0-0-0		HOME		0-0-0		1-2-0		3-0-0	
3-6-0	0-0-0	0-0-0		AWAY		1-5-0		0-0-0		2-1-0	
0-0-0	0-0-0	0-0-0		NEUTRAL		0-0-0		0-0-0		0-0-0	
RPI S	Opponent	Score	RPI S	Opponent	Score	RPI S	Opponent	Score	RPI S	Opponent	Score
35 A	Clemson	0 2	35 H	Clemson	1 3	55 A	Wake Forest	1 5	102 H	Morehead St.	3 6
						55 A	Wake Forest	2 11	102 H	Morehead St.	16 11
						55 N	Wake Forest	7 13	102 H	Morehead St.	5 6
						71 H	South Carolina	7 12	127 H	ETSU	5 11
						89 A	Col. of Charleston	1 3	127 H	ETSU	7 8
						89 A	Col. of Charleston	3 13	127 H	ETSU	4 3
						89 A	Col. of Charleston	1 2	144 H	Ohio St.	11 10
						90 A	UNC Greensboro	1 2	152 H	Appalachian St.	6 5
						90 A	UNC Greensboro	9 11	152 N	Appalachian St.	0 14
						90 A	UNC Greensboro	10 3	165 A	Gardner-Webb	18 3
						92 A	Samford	0 3	165 H	Gardner-Webb	3 5
						92 A	Samford	4 14	165 H	Gardner-Webb	7 2
						92 A	Samford	4 8	167 A	Winthrop	14 5
						93 H	Kansas	7 11	167 H	Winthrop	6 8
						93 H	Kansas	3 0	188 A	Western Caro.	1 5
						93 H	Kansas	1 15	188 A	Western Caro.	4 3
									188 A	Western Caro.	9 4
									222 A	USC Upstate	7 4
									222 H	USC Upstate	5 4
									229 A	Georgia St.	8 10
									229 H	Georgia St.	4 3
									249 A	UNC Asheville	3 2
									249 H	UNC Asheville	3 4
									271 H	The Citadel	7 2
									271 H	The Citadel	20 6
									271 H	The Citadel	5 4
LAST 10 GAMES			127 H	ETSU	5 11	93 H	Kansas	1 15	249 H	UNC Asheville	3 4
			144 H	Ohio St.	11 10	93 H	Kansas	3 0	271 H	The Citadel	7 2
			152 H	Appalachian St.	6 5	93 H	Kansas	7 11	271 H	The Citadel	20 6
			165 H	Gardner-Webb	3 5	229 H	Georgia St.	4 3	271 H	The Citadel	5 4
			165 H	Gardner-Webb	7 2	188 A	Western Caro.	1 5			

Non-Div. I Games:

Furman

Average RPI Win:	193	WON-LOST RECORD	WINNING PCT. RANK	LAST 10 GAMES	STRENGTH OF SCHEDULE	OPP. STRENGTH OF SCHEDULE	TEAM RPI	ADJ RPI	CONF. RPI	ADJ CONF. RPI		
DIV. I ONLY		22-21-0	.51163	143	7-3-0	189	173	183	.4835	183	18	18
DIV. I NON-CONF.		6-13-0	.31579	233	1-1-0	225	164	271	.4229	271	21	21
<hr/>												
TOTALS	RPI 1-25	RPI 26-50		W-L RECORDS		RPI 51-100		RPI 101-150		RPI 150+		
22-21-0	0-2-0	0-3-0		OVERALL		0-0-0		6-6-0		16-10-0		
13-12-0	0-0-0	0-3-0		HOME		0-0-0		4-2-0		9-7-0		
9-8-0	0-1-0	0-0-0		AWAY		0-0-0		2-4-0		7-3-0		
0-1-0	0-1-0	0-0-0		NEUTRAL		0-0-0		0-0-0		0-0-0		
6-13-0	0-2-0	0-3-0		NON-CONFERENCE		0-0-0		0-0-0		6-8-0		
4-9-0	0-0-0	0-3-0		HOME		0-0-0		0-0-0		4-6-0		
2-3-0	0-1-0	0-0-		AWAY		0-0-0		0-0-0		2-2-0		
0-1-0	0-1-0	0-0-0		NEUTRAL		0-0-0		0-0-0		0-0-0		
16-8-0	0-0-0	0-0-0		CONFERENCE		0-0-0		6-6-0		10-2-0		
9-3-0	0-0-0	0-0-0		HOME		0-0-0		4-2-0		5-1-0		
7-5-0	0-0-0	0-0-0		AWAY		0-0-0		2-4-0		5-1-0		
0-0-0	0-0-0	0-0-0		NEUTRAL		0-0-0		0-0-0		0-0-0		
RPI	S	Opponent	Score	RPI	S	Opponent	Score	RPI	S	Opponent	Score	
2	N	Vanderbilt	0 3	30	H	Illinois St.	11 27	102	H	Morehead St.	3 4	
9	A	Tennessee	2 6	30	H	Illinois St.	6 10	102	H	Morehead St.	2 0	
				30	H	Illinois St.	3 14	102	H	Morehead St.	4 3	
								129	A	Austin Peay	2 14	
								129	A	Austin Peay	3 11	
								129	A	Austin Peay	11 3	
								130	H	Eastern Ill.	6 9	
								130	H	Eastern Ill.	5 1	
								130	H	Eastern Ill.	9 7	
								146	A	Jacksonville St.	7 1	
								146	A	Jacksonville St.	0 9	
								146	A	Jacksonville St.	4 9	
								164	A	Southern Ill.	4 10	
								164	H	Southern Ill.	9 13	
								173	H	Murray St.	9 6	
								173	H	Murray St.	4 3	
								173	H	Murray St.	13 11	
								177	A	Western Ky.	7 8	
								177	H	Western Ky.	7 12	
								189	A	Lipscomb	10 1	
								189	H	Lipscomb	3 18	
								207	A	Middle Tenn.	5 4	
								208	A	UT Martin	5 2	
								208	A	UT Martin	6 5	
								208	A	UT Martin	11 1	
								219	H	Western Mich.	2 1	
								227	H	Toledo	5 2	
				LAST 10 GAMES								
				146	A	Jacksonville St.	7 1	274	H	Bowling Green	0 1	
				130	H	Eastern Ill.	5 1	274	H	Bowling Green	12 3	
				130	H	Eastern Ill.	9 7	227	H	Toledo	5 2	
				102	H	Morehead St.	3 4	257	A	Tennessee Tech	9 5	
				102	H	Morehead St.	2 0	257	A	Tennessee Tech	6 9	

Non-Div. I Games:

Belmont

RPI	S	Opponent	Score	
227	H	Toledo	7	10
234	H	SIUE	5	3
234	H	SIUE	1	3
234	H	SIUE	10	7
248	H	Northern Ill.	5	7
257	A	Tennessee Tech	6	9
257	A	Tennessee Tech	11	7
257	A	Tennessee Tech	9	5
274	H	Bowling Green	12	3
274	H	Bowling Green	5	2
274	H	Bowling Green	0	1

Belmont

B
e
l
m
o
n
t

B
e
l
m
o
n
t

Average RPI Win: 224		WON-LOST RECORD	WINNING PCT. RANK	LAST 10 GAMES	STRENGTH OF SCHEDULE	OPP. STRENGTH OF SCHEDULE	TEAM RPI	ADJ RPI	CONF. RPI	ADJ CONF. RPI							
Average RPI Loss: 165																	
DIV. I ONLY		23-19-0	.54762 113	5-5-0	234	245	184	.48337 184	30	30							
DIV. I NON-CONF.		12-13-0	.48 155	2-3-0	136	220	154	.49748 154	31	31							
<hr/>																	
TOTALS		RPI 1-25		RPI 26-50		W-L RECORDS		RPI 51-100		RPI 101-150		RPI 150+					
23-19-0		0-1-0		0-1-0		OVERALL		5-4-0		1-4-0		17-9-0					
9-9-0		0-0-0		0-0-0		HOME		0-0-0		1-3-0		8-6-0					
11-9-0		0-1-0		0-0-0		AWAY		4-4-0		0-1-0		7-3-0					
3-1-0		0-0-0		0-1-0		NEUTRAL		1-0-0		0-0-0		2-0-0					
<hr/>																	
12-13-0		0-1-0		0-1-0		NON-CONFERENCE		5-4-0		1-4-0		6-3-0					
5-5-0		0-0-0		0-0-0		HOME		0-0-0		1-3-0		4-2-0					
4-7-0		0-1-0		0-0-		AWAY		4-4-0		0-1-0		0-1-0					
3-1-0		0-0-0		0-1-0		NEUTRAL		1-0-0		0-0-0		2-0-0					
<hr/>																	
11-6-0		0-0-0		0-0-0		CONFERENCE		0-0-0		0-0-0		11-6-0					
4-4-0		0-0-0		0-0-0		HOME		0-0-0		0-0-0		4-4-0					
7-2-0		0-0-0		0-0-0		AWAY		0-0-0		0-0-0		7-2-0					
0-0-0		0-0-0		0-0-0		NEUTRAL		0-0-0		0-0-0		0-0-0					
<hr/>																	
RPI	S	Opponent		Score		RPI	S	Opponent		Score		RPI	S	Opponent		Score	
14	A	North Carolina		1	2	27	N	NC State		3	12	68	A	Liberty		8	2
												125	H	Marist		1	7
												68	A	Liberty		0	3
												68	A	Liberty		1	5
												71	A	South Carolina		2	0
												88	A	Elon		3	2
												89	A	Col. of Charleston		2	0
												89	A	Col. of Charleston		4	5
												89	A	Col. of Charleston		1	8
												90	N	UNC Greensboro		8	5
												243	H	Valparaiso		11	4
												266	A	Florida A&M		15	3
												266	A	Florida A&M		0	9
												266	A	Florida A&M		5	2
												269	A	Bethune-Cookman		8	7
												269	A	Bethune-Cookman		3	0
												269	A	Bethune-Cookman		7	2
												269	H	Bethune-Cookman		2	13
												269	H	Bethune-Cookman		7	4
												269	H	Bethune-Cookman		5	3
												270	A	N.C. Central		10	3
												270	A	N.C. Central		7	4
												270	A	N.C. Central		3	4
												270	H	N.C. Central		4	6
												270	H	N.C. Central		6	4
												282	N	Northern Ky.		3	0
												282	N	Northern Ky.		4	3
												283	H	Savannah St.		6	5
												283	H	Savannah St.		2	3
<hr/>																	
LAST 10 GAMES																	
						270	H	N.C. Central		6	4	88	A	Elon		3	2
						285	H	Niagara		6	0	68	A	Liberty		8	2
						269	H	Bethune-Cookman		7	4	68	A	Liberty		0	3
						269	H	Bethune-Cookman		2	13	68	A	Liberty		1	5
						269	H	Bethune-Cookman		5	3	270	H	N.C. Central		4	6

Non-Div. I Games:

N.C. A&T

RPI	S	Opponent	Score	
283	H	Savannah St.	4	10
285	H	Niagara	6	0
285	H	Niagara	6	2
285	H	Niagara	4	3

N.C. A&T

N
.
C
.
A
&
T

N
.
C
.
A
&
T

Average RPI Win: 153		WON-LOST RECORD		WINNING PCT. RANK		LAST 10 GAMES		STRENGTH OF SCHEDULE		OPP. STRENGTH OF SCHEDULE		TEAM RPI		ADJ RPI		CONF. RPI		ADJ CONF. RPI					
DIV. I ONLY		19-23-0		.45238 190		4-6-0		166		88		185		.48317 185		13		13					
DIV. I NON-CONF.		13-14-0		.48148 154		1-0-0		105		28		141		.5036 141		12		12					
TOTALS		RPI 1-25		RPI 26-50		W-L RECORDS		RPI 51-100		RPI 101-150		RPI 150+											
19-23-0		0-2-0		3-1-0		OVERALL		4-11-0		2-1-0		10-8-0											
15-8-0		0-1-0		3-1-0		HOME		3-5-0		1-0-0		8-1-0											
4-15-0		0-1-0		0-0-0		AWAY		1-6-0		1-1-0		2-7-0											
0-0-0		0-0-0		0-0-0		NEUTRAL		0-0-0		0-0-0		0-0-0											
13-14-0		0-2-0		3-1-0		NON-CONFERENCE		4-8-0		2-1-0		4-2-0											
10-7-0		0-1-0		3-1-0		HOME		3-5-0		1-0-0		3-0-0											
3-7-0		0-1-0		0-0-		AWAY		1-3-0		1-1-0		1-2-0											
0-0-0		0-0-0		0-0-0		NEUTRAL		0-0-0		0-0-0		0-0-0											
6-9-0		0-0-0		0-0-0		CONFERENCE		0-3-0		0-0-0		6-6-0											
5-1-0		0-0-0		0-0-0		HOME		0-0-0		0-0-0		5-1-0											
1-8-0		0-0-0		0-0-0		AWAY		0-3-0		0-0-0		1-5-0											
0-0-0		0-0-0		0-0-0		NEUTRAL		0-0-0		0-0-0		0-0-0											
RPI	S	Opponent		Score		RPI	S	Opponent		Score		RPI	S	Opponent		Score							
1	A	UCLA		1	10	47	H	Gonzaga		8	10	51	A	UC Irvine		0	2	113	A	UNLV		5	6
1	H	UCLA		3	4	47	H	Gonzaga		3	0	51	A	UC Irvine		3	4	123	H	St. John's (NY)		11	9
						47	H	Gonzaga		15	12	51	A	UC Irvine		1	7	137	A	California Baptist		7	4
						47	H	Gonzaga		7	4	54	H	Michigan		1	2	157	A	Cal Poly		1	3
												54	H	Michigan		5	2	157	A	Cal Poly		1	2
												54	H	Michigan		2	4	157	A	Cal Poly		2	4
												59	A	Pepperdine		5	9	180	H	UC Riverside		11	6
												61	A	Iowa		8	5	180	H	UC Riverside		25	1
												61	A	Iowa		1	3	180	H	UC Riverside		14	5
												61	A	Iowa		4	5	202	A	Washington St.		1	10
												69	H	San Diego St.		5	11	202	A	Washington St.		5	1
												78	H	Kansas St.		4	2	202	A	Washington St.		1	3
												78	H	Kansas St.		5	6	214	H	Hawaii		6	3
												78	H	Kansas St.		10	8	214	H	Hawaii		3	4
												78	H	Kansas St.		5	11	214	H	Hawaii		10	2
																		245	A	Long Beach St.		3	2
																		245	A	Long Beach St.		5	6
																		245	A	Long Beach St.		4	7
																		276	H	Santa Clara		14	8
																		276	H	Santa Clara		2	0
																		276	H	Santa Clara		7	2
						LAST 10 GAMES																	
						47	H	Gonzaga		3	0	137	A	California Baptist		7	4						
						61	A	Iowa		1	3	51	A	UC Irvine		0	2						
						214	H	Hawaii		6	3	51	A	UC Irvine		3	4						
						214	H	Hawaii		10	2	51	A	UC Irvine		1	7						
						214	H	Hawaii		3	4	245	A	Long Beach St.		4	7						

Non-Div. I Games:

CSUN

UNCW

Average RPI Win: 196		WON-LOST RECORD		WINNING PCT. RANK		LAST 10 GAMES		STRENGTH OF SCHEDULE		OPP. STRENGTH OF SCHEDULE		TEAM RPI		ADJ RPI		CONF. RPI		ADJ CONF. RPI	
DIV. I ONLY		23-24-0		.48936 156		3-7-0		187		129		186		.48303 186		15		15	
DIV. I NON-CONF.		16-16-0		.5 141		1-3-0		168		128		168		.48771 168		15		15	
TOTALS		RPI 1-25		RPI 26-50		W-L RECORDS		RPI 51-100		RPI 101-150		RPI 150+							
23-24-0		0-4-0		0-3-0		OVERALL		5-3-0		1-5-0		17-9-0							
14-13-0		0-2-0		0-2-0		HOME		2-1-0		0-3-0		12-5-0							
9-11-0		0-2-0		0-1-0		AWAY		3-2-0		1-2-0		5-4-0							
0-0-0		0-0-0		0-0-0		NEUTRAL		0-0-0		0-0-0		0-0-0							
16-16-0		0-4-0		0-3-0		NON-CONFERENCE		3-2-0		1-2-0		12-5-0							
12-9-0		0-2-0		0-2-0		HOME		2-1-0		0-0-0		10-4-0							
4-7-0		0-2-0		0-0-		AWAY		1-1-0		1-2-0		2-1-0							
0-0-0		0-0-0		0-0-0		NEUTRAL		0-0-0		0-0-0		0-0-0							
7-8-0		0-0-0		0-0-0		CONFERENCE		2-1-0		0-3-0		5-4-0							
2-4-0		0-0-0		0-0-0		HOME		0-0-0		0-3-0		2-1-0							
5-4-0		0-0-0		0-0-0		AWAY		2-1-0		0-0-0		3-3-0							
0-0-0		0-0-0		0-0-0		NEUTRAL		0-0-0		0-0-0		0-0-0							
RPI S	Opponent		Score		RPI S	Opponent		Score		RPI S	Opponent		Score		RPI S	Opponent		Score	
5 A	East Carolina		5	8	27 A	NC State		3	11	58 A	Coastal Caro.		2	9	109 H	William & Mary		2	3
5 H	East Carolina		1	9	27 H	NC State		7	14	58 H	Coastal Caro.		5	10	109 H	William & Mary		1	8
14 A	North Carolina		3	4	34 H	Indiana St.		0	1	58 H	Coastal Caro.		5	4	109 H	William & Mary		2	3
14 H	North Carolina		4	11						63 A	Campbell		5	1	114 A	Memphis		4	7
										63 H	Campbell		3	1	114 A	Memphis		8	10
										89 A	Col. of Charleston		6	5	114 A	Memphis		15	6
										89 A	Col. of Charleston		14	4	175 H	Northeastern		4	5
										89 A	Col. of Charleston		3	10	175 H	Northeastern		4	3
															175 H	Northeastern		7	4
															181 H	Marshall		0	1
															205 A	Kennesaw St.		12	4
															205 A	Kennesaw St.		8	9
															205 A	Kennesaw St.		5	2
															215 A	Hofstra		3	7
															215 A	Hofstra		8	9
															215 A	Hofstra		4	6
															227 H	Toledo		13	5
															227 H	Toledo		3	5
															231 H	Saint Joseph's		10	8
															231 H	Saint Joseph's		2	4
															243 H	Valparaiso		4	3
															243 H	Valparaiso		10	8
															243 H	Valparaiso		8	10
															251 H	Siena		7	2
															251 H	Siena		2	1
															251 H	Siena		10	3
															256 H	VMI		5	2

RPI	S	Opponent	Score	
256	H	VMI	5	3
260	A	Towson	3	1
260	A	Towson	8	4
260	A	Towson	11	6
280	H	Iona	11	4

UNCW

U
N
C
W

U
N
C
W

Average RPI Win: 143		WON-LOST	WINNING	LAST 10	STRENGTH OF		OPP. STRENGTH	TEAM	ADJ	CONF.	ADJ CONF.
Average RPI Loss: 77		RECORD	PCT. RANK	GAMES	SCHEDULE		OF SCHEDULE	RPI	RPI	RPI	RPI
DIV. I ONLY		14-28-0	.33333	252	6-4-0		59	117	187	.4828	187
DIV. I NON-CONF.		10-17-0	.37037	214	3-0-0		59	144	161	.49314	161
TOTALS		RPI 1-25	RPI 26-50		W-L RECORDS		RPI 51-100		RPI 101-150		RPI 150+
14-28-0	0-0-0	3-14-0		OVERALL		2-4-0		3-6-0		6-4-0	
9-6-0	0-0-0	3-3-0		HOME		0-1-0		2-2-0		4-0-0	
3-14-0	0-0-0	0-6-0		AWAY		2-3-0		0-3-0		1-2-0	
2-8-0	0-0-0	0-5-0		NEUTRAL		0-0-0		1-1-0		1-2-0	
10-17-0	0-0-0	2-9-0		NON-CONFERENCE		2-2-0		0-2-0		6-4-0	
6-2-0	0-0-0	2-1-0		HOME		0-0-0		0-1-0		4-0-0	
3-7-0	0-0-0	0-0-		AWAY		2-2-0		0-0-0		1-2-0	
1-8-0	0-0-0	0-5-0		NEUTRAL		0-0-0		0-1-0		1-2-0	
4-11-0	0-0-0	1-5-0		CONFERENCE		0-2-0		3-4-0		0-0-0	
3-4-0	0-0-0	1-2-0		HOME		0-1-0		2-1-0		0-0-0	
0-7-0	0-0-0	0-3-0		AWAY		0-1-0		0-3-0		0-0-0	
1-0-0	0-0-0	0-0-0		NEUTRAL		0-0-0		1-0-0		0-0-0	
RPI S	Opponent	Score	RPI S	Opponent	Score	RPI S	Opponent	Score	RPI S	Opponent	Score
			26 N	UConn	4 17	54 A	Michigan	2 16	106 H	Northwestern	8 2
			26 N	UConn	3 9	54 H	Michigan	3 6	106 H	Northwestern	8 3
			26 N	UConn	1 6	58 A	Coastal Caro.	5 12	106 H	Northwestern	2 3
			26 N	UConn	6 10	58 A	Coastal Caro.	0 13	122 H	Central Mich.	6 8
			27 N	NC State	0 5	79 A	Arizona	9 5	128 N	Kent St.	2 12
			29 H	Indiana	5 3	98 A	Notre Dame	3 2	144 N	Ohio St.	7 1
			29 H	Indiana	4 13				149 A	Rutgers	3 6
			29 H	Indiana	2 11				149 A	Rutgers	0 8
			34 H	Indiana St.	1 0				149 A	Rutgers	2 4
			34 H	Indiana St.	1 2				152 N	Appalachian St.	6 9
			34 H	Indiana St.	6 0				168 A	New Orleans	8 4
			37 A	Nebraska	2 5				168 A	New Orleans	1 4
			37 A	Nebraska	1 4				168 A	New Orleans	4 6
			37 A	Nebraska	2 6				188 N	Western Caro.	4 6
			42 A	Arizona St.	5 8				219 H	Western Mich.	3 2
			42 A	Arizona St.	0 8				219 N	Western Mich.	5 2
			42 A	Arizona St.	2 13				227 H	Toledo	4 2
									261 H	Oakland	12 2
									284 H	Eastern Mich.	5 3
LAST 10 GAMES											
			106 H	Northwestern	2 3	58 A	Coastal Caro.	5 12			
			106 H	Northwestern	8 2	26 N	UConn	3 9			
			29 H	Indiana	5 3	106 H	Northwestern	8 3			
			122 H	Central Mich.	6 8	227 H	Toledo	4 2			
			188 N	Western Caro.	4 6	261 H	Oakland	12 2			

Non-Div. I Games:

Michigan St.

Average RPI Win:	166	WON-LOST RECORD	WINNING PCT. RANK	LAST 10 GAMES		STRENGTH OF SCHEDULE	OPP. STRENGTH OF SCHEDULE	TEAM RPI	ADJ RPI	CONF. RPI	ADJ CONF. RPI		
DIV. I ONLY		18-22-0	.45 193	3-7-0		132	150	188	.48253 188	16	16		
DIV. I NON-CONF.		11-11-0	.5 141	0-2-0		163	140	170	.48676 170	18	18		
<hr/>													
TOTALS	RPI 1-25	RPI 26-50		W-L RECORDS		RPI 51-100		RPI 101-150		RPI 150+			
18-22-0	0-1-0	1-1-0		OVERALL		4-4-0		2-5-0		11-11-0			
10-12-0	0-0-0	1-1-0		HOME		2-2-0		1-1-0		6-8-0			
6-8-0	0-1-0	0-0-0		AWAY		2-1-0		0-3-0		4-3-0			
2-2-0	0-0-0	0-0-0		NEUTRAL		0-1-0		1-1-0		1-0-0			
11-11-0	0-1-0	1-1-0		NON-CONFERENCE		2-3-0		2-2-0		6-4-0			
7-6-0	0-0-0	1-1-0		HOME		2-2-0		1-1-0		3-2-0			
2-3-0	0-1-0	0-0-		AWAY		0-0-0		0-0-0		2-2-0			
2-2-0	0-0-0	0-0-0		NEUTRAL		0-1-0		1-1-0		1-0-0			
7-11-0	0-0-0	0-0-0		CONFERENCE		2-1-0		0-3-0		5-7-0			
3-6-0	0-0-0	0-0-0		HOME		0-0-0		0-0-0		3-6-0			
4-5-0	0-0-0	0-0-0		AWAY		2-1-0		0-3-0		2-1-0			
0-0-0	0-0-0	0-0-0		NEUTRAL		0-0-0		0-0-0		0-0-0			
RPI	S	Opponent	Score	RPI	S	Opponent	Score	RPI	S	Opponent	Score		
5	A	East Carolina	6 12	34	H	Indiana St.	10 9	70	N	Wright St.	3 5		
				34	H	Indiana St.	4 8	88	H	Elon	11 12		
								88	H	Elon	2 6		
								88	H	Elon	5 2		
								90	A	UNC Greensboro	24 4		
								90	A	UNC Greensboro	2 1		
								90	A	UNC Greensboro	5 7		
								98	H	Notre Dame	16 9		
										119	N	Utah	0 14
										123	H	St. John's (NY)	2 5
										123	H	St. John's (NY)	13 4
										127	A	ETSU	3 10
										127	A	ETSU	4 5
										127	A	ETSU	9 10
										144	N	Ohio St.	8 5
										152	A	Appalachian St.	3 6
										162	H	Wofford	5 20
										162	H	Wofford	4 7
										162	H	Wofford	4 3
										165	A	Gardner-Webb	4 3
										165	H	Gardner-Webb	4 5
										166	A	Mercer	2 6
										166	A	Mercer	4 3
										166	A	Mercer	11 7
										181	A	Marshall	9 10
										182	H	Furman	5 1
										182	H	Furman	3 4
										182	H	Furman	4 9
										187	N	Michigan St.	6 4
										249	A	UNC Asheville	16 4
										249	H	UNC Asheville	8 11
										256	H	VMI	8 9
										256	H	VMI	11 15
										256	H	VMI	14 5
										249	H	UNC Asheville	8 11
										261	H	Oakland	21 9
				LAST 10 GAMES									
				166	A	Mercer	2 6	152	A	Appalachian St.	3 6		
				166	A	Mercer	11 7	256	H	VMI	8 9		
				187	N	Michigan St.	6 4	256	H	VMI	14 5		
				261	H	Oakland	9 8	256	H	VMI	11 15		
				261	H	Oakland	12 2	249	H	UNC Asheville	8 11		

Non-Div. I Games:

Western Caro.

RPI	S	Opponent	Score	
261	H	Oakland	12	2
261	H	Oakland	9	8

Western Caro.

W
e
s
t
e
r
n
C
a
r
o
.

W
e
s
t
e
r
n
C
a
r
o
.

L
i
p
s
c
o
m
b

Lipscomb

RPI	S	Opponent	Score	
225	H	Stetson	9	8
227	H	Toledo	12	6
243	H	Valparaiso	6	0
243	H	Valparaiso	6	8
246	H	Texas Southern	11	5
246	H	Texas Southern	17	2
246	H	Texas Southern	11	1
257	H	Tennessee Tech	4	1

Lipscomb

L
i
p
s
c
o
m
b

L
i
p
s
c
o
m
b

Average RPI Win:	210	WON-LOST	WINNING	LAST 10	STRENGTH OF	OPP. STRENGTH	TEAM	ADJ	CONF.	ADJ CONF.	
Average RPI Loss:	180	RECORD	PCT. RANK	GAMES	SCHEDULE	OF SCHEDULE	RPI	RPI	RPI	RPI	
DIV. I ONLY	26-18-0	.59091	78	6-4-0	281	235	190	.48053	190	29	29
DIV. I NON-CONF.	14-12-0	.53846	130	3-1-0	243	223	153	.49864	153	27	27
<hr/>											
TOTALS	RPI 1-25	RPI 26-50		W-L RECORDS		RPI 51-100		RPI 101-150		RPI 150+	
26-18-0	0-0-0	1-0-0		OVERALL		0-3-0		5-2-0		20-13-0	
9-5-0	0-0-0	0-0-0		HOME		0-0-0		3-1-0		6-4-0	
16-10-0	0-0-0	1-0-0		AWAY		0-3-0		2-1-0		13-6-0	
1-3-0	0-0-0	0-0-0		NEUTRAL		0-0-0		0-0-0		1-3-0	
<hr/>											
14-12-0	0-0-0	1-0-0		NON-CONFERENCE		0-3-0		3-1-0		10-8-0	
5-1-0	0-0-0	0-0-0		HOME		0-0-0		1-0-0		4-1-0	
9-8-0	0-0-0	1-0-		AWAY		0-3-0		2-1-0		6-4-0	
0-3-0	0-0-0	0-0-0		NEUTRAL		0-0-0		0-0-0		0-3-0	
<hr/>											
12-6-0	0-0-0	0-0-0		CONFERENCE		0-0-0		2-1-0		10-5-0	
4-4-0	0-0-0	0-0-0		HOME		0-0-0		2-1-0		2-3-0	
7-2-0	0-0-0	0-0-0		AWAY		0-0-0		0-0-0		7-2-0	
1-0-0	0-0-0	0-0-0		NEUTRAL		0-0-0		0-0-0		1-0-0	
<hr/>											
RPI S	Opponent	Score	RPI S	Opponent	Score	RPI S	Opponent	Score	RPI S	Opponent	Score
			26 A	UConn	10 3	63 A	Campbell	2 3	115 A	Stony Brook	9 1
						63 A	Campbell	3 6	123 H	St. John's (NY)	4 3
						63 A	Campbell	6 11	125 H	Marist	4 2
									125 H	Marist	2 11
									125 H	Marist	9 6
									150 A	James Madison	2 4
									150 A	James Madison	9 2
									161 H	Canisius	3 8
									161 H	Canisius	3 2
									161 H	Canisius	2 9
									170 H	Yale	10 9
									176 N	Penn St.	2 4
									176 N	Penn St.	4 5
									176 N	Penn St.	5 6
									197 H	Fordham	6 5
									215 A	Hofstra	9 7
									216 A	Sacred Heart	6 0
									216 H	Sacred Heart	7 0
									218 H	NJIT	0 8
									221 H	Central Conn. St.	5 2
									223 A	Brown	13 8
									223 A	Brown	3 5
									223 A	Brown	7 6
									223 A	Brown	8 9
									232 A	LIU Brooklyn	3 4
									239 A	Delaware	4 7
									239 A	Delaware	8 2
<hr/>											
LAST 10 GAMES											
			259 H	Monmouth	4 7	63 A	Campbell	3 6			
			299 A	Saint Peter's	7 2	63 A	Campbell	6 11			
			215 A	Hofstra	9 7	161 H	Canisius	3 2			
			280 A	Iona	3 4	280 A	Iona	3 0			
			232 A	LIU Brooklyn	3 4	251 A	Siena	0 3			

Non-Div. I Games:

Fairfield

RPI	S	Opponent	Score	
239	A	Delaware	3	2
251	A	Siena	4	2
251	A	Siena	6	4
251	A	Siena	0	3
259	H	Monmouth	6	2
259	H	Monmouth	4	7
259	N	Monmouth	7	1
280	A	Iona	3	1
280	A	Iona	3	0
280	A	Iona	3	4
299	A	Saint Peter's	7	2
299	A	Saint Peter's	8	2
299	A	Saint Peter's	17	1

Fairfield

F
a
i
r
f
i
e
l
d

F
a
i
r
f
i
e
l
d

Average RPI Win:	208	WON-LOST RECORD	WINNING PCT. RANK	LAST 10 GAMES	STRENGTH OF SCHEDULE	OPP. STRENGTH OF SCHEDULE	TEAM RPI	ADJ RPI	CONF. RPI	ADJ CONF. RPI	
Average RPI Loss:	180										
DIV. I ONLY	21-17-0	.55263	111	2-8-0	250	255	191	.48031	191	19	19
DIV. I NON-CONF.	12-8-0	.6	93	1-2-0	198	283	106	.52317	106	14	14
<hr/>											
TOTALS	RPI 1-25	RPI 26-50		W-L RECORDS	RPI 51-100		RPI 101-150		RPI 150+		
21-17-0	0-0-0	2-0-0		OVERALL	0-3-0		1-2-0		18-12-0		
9-8-0	0-0-0	0-0-0		HOME	0-0-0		1-2-0		8-6-0		
11-9-0	0-0-0	2-0-0		AWAY	0-3-0		0-0-0		9-6-0		
1-0-0	0-0-0	0-0-0		NEUTRAL	0-0-0		0-0-0		1-0-0		
<hr/>											
12-8-0	0-0-0	2-0-0		NON-CONFERENCE	0-3-0		0-0-0		10-5-0		
4-1-0	0-0-0	0-0-0		HOME	0-0-0		0-0-0		4-1-0		
7-7-0	0-0-0	2-0-		AWAY	0-3-0		0-0-0		5-4-0		
1-0-0	0-0-0	0-0-0		NEUTRAL	0-0-0		0-0-0		1-0-0		
<hr/>											
9-9-0	0-0-0	0-0-0		CONFERENCE	0-0-0		1-2-0		8-7-0		
5-7-0	0-0-0	0-0-0		HOME	0-0-0		1-2-0		4-5-0		
4-2-0	0-0-0	0-0-0		AWAY	0-0-0		0-0-0		4-2-0		
0-0-0	0-0-0	0-0-0		NEUTRAL	0-0-0		0-0-0		0-0-0		
<hr/>											
RPI S	Opponent	Score	RPI S	Opponent	Score	RPI S	Opponent	Score	RPI S	Opponent	Score
			41 A	Duke	3 1	90 A	UNC Greensboro	5 6	101 H	Harvard	9 12
			41 A	Duke	7 6	90 A	UNC Greensboro	3 5	101 H	Harvard	16 12
						90 A	UNC Greensboro	7 10	101 H	Harvard	6 8
									167 A	Winthrop	13 4
									167 A	Winthrop	1 4
									167 A	Winthrop	13 5
									170 H	Yale	0 8
									170 H	Yale	7 9
									170 H	Yale	5 6
									192 N	Lafayette	19 3
									210 H	Seton Hall	5 2
									213 A	Cornell	7 8
									213 A	Cornell	3 4
									213 A	Cornell	6 2
									223 H	Brown	7 14
									223 H	Brown	17 4
									223 H	Brown	8 7
									224 A	Dartmouth	21 15
									224 A	Dartmouth	15 3
									224 A	Dartmouth	13 1
									228 A	George Washington	4 8
									231 H	Saint Joseph's	20 7
									233 H	Princeton	2 7
									233 H	Princeton	1 0
									233 H	Princeton	15 9
									252 A	Lehigh	13 2
									254 A	La Salle	6 7
<hr/>											
			LAST 10 GAMES								
			170 H	Yale	5 6	231 H	Saint Joseph's	20 7			
			233 H	Princeton	15 9	167 A	Winthrop	1 4	233 H	Princeton	1 0
			224 A	Dartmouth	21 15	167 A	Winthrop	13 4	233 H	Princeton	15 9
			224 A	Dartmouth	15 3	90 A	UNC Greensboro	3 5	252 A	Lehigh	13 2
			224 A	Dartmouth	13 1	213 A	Cornell	3 4	254 A	La Salle	6 7

Non-Div. I Games:

Penn

RPI	S	Opponent	Score	
259	H	Monmouth	5	8
286	A	Villanova	4	5
293	A	Fairleigh Dickinson	16	2
293	A	Fairleigh Dickinson	8	5
293	H	Fairleigh Dickinson	8	4
293	H	Fairleigh Dickinson	18	5

P
e
n
n

P
e
n
n

Penn

Average RPI Win:	242	WON-LOST RECORD	WINNING PCT. RANK	LAST 10 GAMES	STRENGTH OF SCHEDULE	OPP. STRENGTH OF SCHEDULE	TEAM RPI	ADJ RPI	CONF. RPI	ADJ CONF. RPI	
Average RPI Loss:	162										
DIV. I ONLY	17-27-0	.38636	229	5-5-0	171	258	192	.47944	192	23	23
DIV. I NON-CONF.	7-16-0	.30435	236	2-1-0	158	244	193	.47599	193	26	26
<hr/>											
TOTALS	RPI 1-25	RPI 26-50		W-L RECORDS		RPI 51-100		RPI 101-150		RPI 150+	
17-27-0	0-0-0	0-0-0		OVERALL		0-6-0		2-7-0		15-14-0	
3-5-0	0-0-0	0-0-0		HOME		0-0-0		0-4-0		3-1-0	
13-21-0	0-0-0	0-0-0		AWAY		0-6-0		2-3-0		11-12-0	
1-1-0	0-0-0	0-0-0		NEUTRAL		0-0-0		0-0-0		1-1-0	
7-16-0	0-0-0	0-0-0		NON-CONFERENCE		0-6-0		1-3-0		6-7-0	
0-1-0	0-0-0	0-0-0		HOME		0-0-0		0-1-0		0-0-0	
6-14-0	0-0-0	0-0-		AWAY		0-6-0		1-2-0		5-6-0	
1-1-0	0-0-0	0-0-0		NEUTRAL		0-0-0		0-0-0		1-1-0	
10-11-0	0-0-0	0-0-0		CONFERENCE		0-0-0		1-4-0		9-7-0	
3-4-0	0-0-0	0-0-0		HOME		0-0-0		0-3-0		3-1-0	
7-7-0	0-0-0	0-0-0		AWAY		0-0-0		1-1-0		6-6-0	
0-0-0	0-0-0	0-0-0		NEUTRAL		0-0-0		0-0-0		0-0-0	
RPI	S	Opponent	Score	RPI	S	Opponent	Score	RPI	S	Opponent	Score
						73 A VCU	6 7			148 A Navy	1 3
						73 A VCU	3 6			148 A Navy	5 2
						73 A VCU	3 7			148 H Navy	1 10
						88 A Elon	0 8			148 H Navy	13 24
						88 A Elon	1 9			148 H Navy	9 11
						88 A Elon	1 5			149 H Rutgers	3 9
										150 A James Madison	3 5
										150 A James Madison	4 14
										150 A James Madison	9 6
										162 A Wofford	3 13
										162 A Wofford	6 7
										162 A Wofford	1 12
										176 A Penn St.	2 3
										178 A Holy Cross	9 6
										178 A Holy Cross	5 10
										178 A Holy Cross	1 5
										179 A Army West Point	2 10
										179 A Army West Point	2 4
										179 A Army West Point	6 3
										191 N Penn	3 19
										222 A USC Upstate	0 5
										231 A Saint Joseph's	3 1
										239 N Delaware	7 5
										252 A Lehigh	9 16
										252 A Lehigh	4 1
										252 A Lehigh	10 9
										252 A Lehigh	14 2
LAST 10 GAMES											
						178 A Holy Cross	9 6			252 A Lehigh	10 9
						286 A Villanova	8 6			179 A Army West Point	2 10
						150 A James Madison	9 6			148 H Navy	13 24
						150 A James Madison	4 14			252 A Lehigh	9 16
						279 H Bucknell	6 5			279 A Bucknell	2 6
										252 A Lehigh	14 2

Non-Div. I Games:

Lafayette

RPI	S	Opponent	Score	
252	H	Lehigh	1	12
270	A	N.C. Central	16	10
270	A	N.C. Central	2	1
270	A	N.C. Central	1	9
279	A	Bucknell	12	4
279	A	Bucknell	2	6
279	H	Bucknell	11	3
279	H	Bucknell	10	5
279	H	Bucknell	6	5
286	A	Villanova	8	6
288	A	Rider	15	0

Lafayette

Average RPI Win: 194		WON-LOST	WINNING	LAST 10	STRENGTH OF		OPP. STRENGTH	TEAM	ADJ	CONF.	ADJ CONF.
Average RPI Loss: 101		RECORD	PCT. RANK	GAMES	SCHEDULE		OF SCHEDULE	RPI	RPI	RPI	RPI
DIV. I ONLY		17-26-0	.39535	223	7-3-0		143	149	193	.47931	193
DIV. I NON-CONF.		11-17-0	.39286	201	5-1-0		174	246	210	.46809	209
TOTALS		RPI 1-25	RPI 26-50		W-L RECORDS		RPI 51-100		RPI 101-150		RPI 150+
17-26-0	0-0-0	1-12-0		OVERALL		1-2-0		4-7-0		11-5-0	
10-5-0	0-0-0	0-1-0		HOME		1-2-0		0-1-0		9-1-0	
5-20-0	0-0-0	1-11-0		AWAY		0-0-0		4-6-0		0-3-0	
2-1-0	0-0-0	0-0-0		NEUTRAL		0-0-0		0-0-0		2-1-0	
11-17-0	0-0-0	1-8-0		NON-CONFERENCE		0-0-0		1-4-0		9-5-0	
7-3-0	0-0-0	0-1-0		HOME		0-0-0		0-1-0		7-1-0	
2-13-0	0-0-0	1-0-		AWAY		0-0-0		1-3-0		0-3-0	
2-1-0	0-0-0	0-0-0		NEUTRAL		0-0-0		0-0-0		2-1-0	
6-9-0	0-0-0	0-4-0		CONFERENCE		1-2-0		3-3-0		2-0-0	
3-2-0	0-0-0	0-0-0		HOME		1-2-0		0-0-0		2-0-0	
3-7-0	0-0-0	0-4-0		AWAY		0-0-0		3-3-0		0-0-0	
0-0-0	0-0-0	0-0-0		NEUTRAL		0-0-0		0-0-0		0-0-0	
RPI S	Opponent	Score		RPI S	Opponent	Score		RPI S	Opponent	Score	
				29 A	Indiana	6	7	61 H	Iowa	4	10
				34 A	Indiana St.	3	4	61 H	Iowa	9	5
				34 H	Indiana St.	3	4	61 H	Iowa	3	6
				37 A	Nebraska	5	9				
				37 A	Nebraska	4	13				
				37 A	Nebraska	0	17				
				38 A	Southern Miss.	2	4				
				38 A	Southern Miss.	6	7				
				38 A	Southern Miss.	7	16				
				49 A	Texas	6	13				
				49 A	Texas	0	3				
				49 A	Texas	2	7				
				49 A	Texas	4	0				
				LAST 10 GAMES							
				61 H	Iowa	9	5	218 N	NJIT	3	9
				61 H	Iowa	3	6	200 A	Oral Roberts	1	5
				176 H	Penn St.	2	1	49 A	Texas	4	0
				218 N	NJIT	3	2	273 H	Southeast Mo. St.	6	2
				218 N	NJIT	9	8	273 H	Southeast Mo. St.	2	3
								274 H	Bowling Green	9	2
								277 H	Chicago St.	10	1
								298 H	Purdue Fort Wayne	11	2

Non-Div. I Games:

Purdue

Average RPI Win: 173		WON-LOST	WINNING	LAST 10	STRENGTH OF		OPP. STRENGTH	TEAM	ADJ	CONF.	ADJ CONF.
Average RPI Loss: 99		RECORD	PCT. RANK	GAMES	SCHEDULE		OF SCHEDULE	RPI	RPI	RPI	RPI
DIV. I ONLY		16-26-1	.38372	232	4-6-0		69	141	194	.47922	194
DIV. I NON-CONF.		9-13-0	.40909	194	0-2-0		91	198	218	.46368	218
TOTALS		RPI 1-25	RPI 26-50		W-L RECORDS		RPI 51-100		RPI 101-150		RPI 150+
16-26-1		0-1-0	0-9-0		OVERALL		2-4-0		4-3-0		10-9-1
12-15-0		0-0-0	0-5-0		HOME		0-1-0		4-3-0		8-6-0
4-11-1		0-1-0	0-4-0		AWAY		2-3-0		0-0-0		2-3-1
0-0-0		0-0-0	0-0-0		NEUTRAL		0-0-0		0-0-0		0-0-0
9-13-0		0-1-0	0-3-0		NON-CONFERENCE		0-3-0		2-2-0		7-4-0
9-9-0		0-0-0	0-2-0		HOME		0-1-0		2-2-0		7-4-0
0-4-0		0-1-0	0-0-		AWAY		0-2-0		0-0-0		0-0-0
0-0-0		0-0-0	0-0-0		NEUTRAL		0-0-0		0-0-0		0-0-0
7-13-1		0-0-0	0-6-0		CONFERENCE		2-1-0		2-1-0		3-5-1
3-6-0		0-0-0	0-3-0		HOME		0-0-0		2-1-0		1-2-0
4-7-1		0-0-0	0-3-0		AWAY		2-1-0		0-0-0		2-3-1
0-0-0		0-0-0	0-0-0		NEUTRAL		0-0-0		0-0-0		0-0-0
RPI S	Opponent	Score	RPI S	Opponent	Score	RPI S	Opponent	Score	RPI S	Opponent	Score
3 A	Arkansas	2 9	27 H	NC State	5 6	55 A	Wake Forest	6 14	102 H	Morehead St.	3 5
			35 A	Clemson	6 7	55 H	Wake Forest	6 18	124 H	Rice	4 19
			35 H	Clemson	5 8	71 A	South Carolina	4 5	124 H	Rice	4 0
			38 A	Southern Miss.	6 8	82 A	Old Dominion	8 7	124 H	Rice	6 5
			38 A	Southern Miss.	1 7	82 A	Old Dominion	11 8	128 H	Kent St.	7 2
			38 A	Southern Miss.	3 14	82 A	Old Dominion	0 10	128 H	Kent St.	1 0
			50 H	Fla. Atlantic	6 10				128 H	Kent St.	3 5
			50 H	Fla. Atlantic	4 8				156 A	FIU	6 3
			50 H	Fla. Atlantic	5 12				156 A	FIU	1 2
									156 A	FIU	10 9
									161 H	Canisius	5 10
									161 H	Canisius	9 2
									161 H	Canisius	3 5
									165 H	Gardner-Webb	4 11
									177 A	Western Ky.	4 8
									177 A	Western Ky.	13 13
									177 A	Western Ky.	5 8
									181 H	Marshall	8 5
									181 H	Marshall	4 5
									181 H	Marshall	6 12
									237 H	Coppin St.	3 9
									237 H	Coppin St.	7 3
									237 H	Coppin St.	14 4
									239 H	Delaware	5 2
									239 H	Delaware	3 1
									239 H	Delaware	5 4
									249 H	UNC Asheville	5 2
LAST 10 GAMES			124 H	Rice	4 0	128 H	Kent St.	1 0	237 H	Coppin St.	14 4
			124 H	Rice	6 5	102 H	Morehead St.	3 5	239 H	Delaware	5 2
			177 A	Western Ky.	5 8	35 A	Clemson	6 7	239 H	Delaware	3 1
			177 A	Western Ky.	4 8	239 H	Delaware	5 2	239 H	Delaware	5 4
			128 H	Kent St.	7 2	237 H	Coppin St.	7 3	249 H	UNC Asheville	5 2

Non-Div. I Games:

Charlotte

Average RPI Win:	217	WON-LOST	WINNING	LAST 10	STRENGTH OF	OPP. STRENGTH	TEAM	ADJ	CONF.	ADJ CONF.	
Average RPI Loss:	163	RECORD	PCT. RANK	GAMES	SCHEDULE	OF SCHEDULE	RPI	RPI	RPI	RPI	
DIV. I ONLY	18-18-0	.5	149	5-5-0	243	224	195	.47904	195	24	24
DIV. I NON-CONF.	10-12-0	.45455	173	0-2-0	196	253	162	.49298	162	20	20
TOTALS	RPI 1-25	RPI 26-50	W-L RECORDS		RPI 51-100	RPI 101-150		RPI 150+			
18-18-0	0-0-0	0-0-0	OVERALL		0-5-0	1-3-0		17-10-0			
7-5-0	0-0-0	0-0-0	HOME		0-0-0	1-3-0		6-2-0			
11-10-0	0-0-0	0-0-0	AWAY		0-2-0	0-0-0		11-8-0			
0-3-0	0-0-0	0-0-0	NEUTRAL		0-3-0	0-0-0		0-0-0			
10-12-0	0-0-0	0-0-0	NON-CONFERENCE		0-5-0	0-1-0		10-6-0			
2-2-0	0-0-0	0-0-0	HOME		0-0-0	0-1-0		2-1-0			
8-7-0	0-0-0	0-0-	AWAY		0-2-0	0-0-0		8-5-0			
0-3-0	0-0-0	0-0-0	NEUTRAL		0-3-0	0-0-0		0-0-0			
8-6-0	0-0-0	0-0-0	CONFERENCE		0-0-0	1-2-0		7-4-0			
5-3-0	0-0-0	0-0-0	HOME		0-0-0	1-2-0		4-1-0			
3-3-0	0-0-0	0-0-0	AWAY		0-0-0	0-0-0		3-3-0			
0-0-0	0-0-0	0-0-0	NEUTRAL		0-0-0	0-0-0		0-0-0			
RPI	S	Opponent	Score	RPI	S	Opponent	Score	RPI	S	Opponent	Score
						54 N Michigan	0 10	115 H Stony Brook		6 7	
						54 N Michigan	4 5	115 H Stony Brook		3 6	
						54 N Michigan	2 12	115 H Stony Brook		5 0	
						82 A Old Dominion	1 2	125 H Marist		5 11	
						82 A Old Dominion	9 12	166 A Mercer		6 4	
								166 A Mercer		10 7	
								166 A Mercer		3 10	
								176 A Penn St.		3 5	
								181 A Marshall		3 1	
								181 A Marshall		3 4	
								203 H Maine		0 8	
								203 H Maine		4 1	
								205 A Kennesaw St.		1 10	
								205 A Kennesaw St.		12 6	
								211 H Hartford		1 0	
								211 H Hartford		6 2	
								211 H Hartford		12 1	
								213 A Cornell		8 4	
								221 H Central Conn. St.		3 2	
								247 A Albany (NY)		3 4	
								247 A Albany (NY)		11 1	
								247 A Albany (NY)		15 3	
								256 A VMI		8 4	
								256 A VMI		2 1	
								256 A VMI		4 2	
								258 A UMass Lowell		2 12	
								258 A UMass Lowell		0 4	
								211 H Hartford		12 1	
								211 H Hartford		12 1	
								247 A Albany (NY)		11 1	
								211 H Hartford		6 2	
								272 H St. Bonaventure		0 1	
								211 H Hartford		1 0	
								211 H Hartford		12 1	
								247 A Albany (NY)		11 1	
								211 H Hartford		6 2	
								272 H St. Bonaventure		0 1	
								211 H Hartford		1 0	
								211 H Hartford		12 1	
								247 A Albany (NY)		11 1	
								211 H Hartford		6 2	
								272 H St. Bonaventure		0 1	
								211 H Hartford		1 0	
								211 H Hartford		12 1	
								247 A Albany (NY)		11 1	
								211 H Hartford		6 2	
								272 H St. Bonaventure		0 1	
								211 H Hartford		1 0	
								211 H Hartford		12 1	
								247 A Albany (NY)		11 1	
								211 H Hartford		6 2	
								272 H St. Bonaventure		0 1	
								211 H Hartford		1 0	
								211 H Hartford		12 1	
								247 A Albany (NY)		11 1	
								211 H Hartford		6 2	
								272 H St. Bonaventure		0 1	
								211 H Hartford		1 0	
								211 H Hartford		12 1	
								247 A Albany (NY)		11 1	
								211 H Hartford		6 2	
								272 H St. Bonaventure		0 1	
								211 H Hartford		1 0	
								211 H Hartford		12 1	
								247 A Albany (NY)		11 1	
								211 H Hartford		6 2	
								272 H St. Bonaventure		0 1	
								211 H Hartford		1 0	
								211 H Hartford		12 1	
								247 A Albany (NY)		11 1	
								211 H Hartford		6 2	
								272 H St. Bonaventure		0 1	
								211 H Hartford		1 0	
								211 H Hartford		12 1	
								247 A Albany (NY)		11 1	
								211 H Hartford		6 2	
								272 H St. Bonaventure		0 1	
								211 H Hartford		1 0	
								211 H Hartford		12 1	
								247 A Albany (NY)		11 1	
								211 H Hartford		6 2	
								272 H St. Bonaventure		0 1	
								211 H Hartford		1 0	
								211 H Hartford		12 1	
								247 A Albany (NY)		11 1	
								211 H Hartford		6 2	
								272 H St. Bonaventure		0 1	
								211 H Hartford		1 0	
								211 H Hartford		12 1	
								247 A Albany (NY)		11 1	
								211 H Hartford		6 2	
								272 H St. Bonaventure		0 1	
								211 H Hartford		1 0	
								211 H Hartford		12 1	
								247 A Albany (NY)		11 1	
								211 H Hartford		6 2	
								272 H St. Bonaventure		0 1	
								211 H Hartford		1 0	
								211 H Hartford		12 1	
								247 A Albany (NY)		11 1	
								211 H Hartford		6 2	
								272 H St. Bonaventure		0 1	
								211 H Hartford		1 0	
								211 H Hartford		12 1	
								247 A Albany (NY)		11 1	
								211 H Hartford		6 2	
								272 H St. Bonaventure		0 1	
								211 H Hartford		1 0	
								211 H Hartford		12 1	
								247 A Albany (NY)		11 1	
								211 H Hartford		6 2	
								272 H St. Bonaventure		0 1	
								211 H Hartford		1 0	
								211 H Hartford		12 1	
								247 A Albany (NY)		11 1	
								211 H Hartford		6 2	
								272 H St. Bonaventure		0 1	
								211 H Hartford		1 0	
								211 H Hartford		12 1	
								247 A Albany (NY)		11 1	
								211 H Hartford		6 2	
								272 H St. Bonaventure		0 1	
								211 H Hartford		1 0	
								211 H Hartford		12 1	
								247 A Albany (NY)		11 1	
								211 H Hartford		6 2	
								272 H St. Bonaventure		0 1	
								211 H Hartford		1 0	
								211 H Hartford		12 1	
								247 A Albany (NY)		11 1	
								211 H Hartford		6 2	
								272 H St. Bonaventure		0 1	
								211 H Hartford		1 0	
								211 H Hartford		12 1	
								247 A Albany (NY)		11 1	
								211 H Hartford		6 2	
								272 H St. Bonaventure		0 1	
								211 H Hartford		1 0	
								211 H Hartford		12 1	
								247 A Albany (NY)		11 1	
								211 H Hartford		6 2	
								272 H St. Bonaventure		0 1	
								211 H Hartford		1 0	
								211 H Hartford		12 1	
								247 A Albany (NY)		11 1	
								211 H Hartford		6 2	
								272 H St. Bonaventure		0 1	
								211 H Hartford		1 0	
								211 H Hartford		12 1	
								247 A Albany (NY)		11 1	
								211 H Hartford		6 2	
								272 H St. Bonaventure		0 1	
								211 H Hartford		1 0	
								211 H Hartford		12 1	
								247 A Albany (NY)		11 1	
								211 H Hartford		6 2	
								272 H St. Bonaventure		0 1	
								211 H Hartford		1 0	
								211 H Hartford		12 1	
								247 A Albany (NY)		11 1	
								211 H Hartford		6 2	
								272 H St. Bonaventure		0 1	
								211 H Hartford		1 0	
								211 H Hartford		12 1	
								247 A Albany (NY)		11 1	
								211 H Hartford		6 2	
								272 H St. Bonaventure		0 1	
								211 H Hartford		1 0	
								211 H Hartford		12 1	
								247 A Albany (NY)		11 1	

RPI	S	Opponent	Score	
258	A	UMass Lowell	4	1
272	H	St. Bonaventure	0	1
279	A	Bucknell	4	6
285	H	Niagara	16	4

Binghamton

B
i
n
g
h
a
m
t
o
n

B
i
n
g
h
a
m
t
o
n

Average RPI Win: 177		WON-LOST	WINNING	LAST 10	STRENGTH OF		OPP. STRENGTH	TEAM	ADJ	CONF.	ADJ CONF.
Average RPI Loss: 117		RECORD	PCT. RANK	GAMES	SCHEDULE		OF SCHEDULE	RPI	RPI	RPI	RPI
DIV. I ONLY		19-21-0	.475	173	5-5-0		150	156	196	.47644	196
DIV. I NON-CONF.		10-9-0	.52632	134	0-1-0		191	248	201	.47167	201
TOTALS		RPI 1-25	RPI 26-50		W-L RECORDS		RPI 51-100		RPI 101-150		RPI 150+
19-21-0		0-2-0	0-0-0		OVERALL		7-12-0		0-0-0		12-7-0
16-11-0		0-0-0	0-0-0		HOME		6-8-0		0-0-0		10-3-0
3-10-0		0-2-0	0-0-0		AWAY		1-4-0		0-0-0		2-4-0
0-0-0		0-0-0	0-0-0		NEUTRAL		0-0-0		0-0-0		0-0-0
10-9-0		0-2-0	0-0-0		NON-CONFERENCE		2-5-0		0-0-0		8-2-0
9-6-0		0-0-0	0-0-0		HOME		1-4-0		0-0-0		8-2-0
1-3-0		0-2-0	0-0-		AWAY		1-1-0		0-0-0		0-0-0
0-0-0		0-0-0	0-0-0		NEUTRAL		0-0-0		0-0-0		0-0-0
9-12-0		0-0-0	0-0-0		CONFERENCE		5-7-0		0-0-0		4-5-0
7-5-0		0-0-0	0-0-0		HOME		5-4-0		0-0-0		2-1-0
2-7-0		0-0-0	0-0-0		AWAY		0-3-0		0-0-0		2-4-0
0-0-0		0-0-0	0-0-0		NEUTRAL		0-0-0		0-0-0		0-0-0
RPI S	Opponent	Score	RPI S	Opponent	Score	RPI S	Opponent	Score	RPI S	Opponent	Score
18 A	Texas A&M	3 9				56 H	Bryant	7 8	151 A	A&M-Corpus Christi	4 1
22 A	Baylor	3 6				56 H	Bryant	8 6	151 A	A&M-Corpus Christi	5 6
						56 H	Bryant	1 11	151 A	A&M-Corpus Christi	3 7
						76 A	Southeastern La.	9 12	198 H	Lamar University	1 13
						76 A	Southeastern La.	3 8	198 H	Lamar University	6 5
						76 A	Southeastern La.	1 14	198 H	Lamar University	6 4
						80 A	UT Arlington	4 2	211 H	Hartford	2 1
						80 H	UT Arlington	0 2	211 H	Hartford	8 7
						87 A	TCU	4 12	211 H	Hartford	11 7
						87 H	TCU	6 11	212 A	Houston Baptist	1 8
						95 H	Northwestern St.	6 2	212 A	Houston Baptist	1 5
						95 H	Northwestern St.	11 24	212 A	Houston Baptist	21 6
						95 H	Northwestern St.	4 0	241 H	Grambling	7 8
						96 H	McNeese	9 3	241 H	Grambling	7 4
						96 H	McNeese	4 10	241 H	Grambling	23 5
						96 H	McNeese	6 7	284 H	Eastern Mich.	5 6
						97 H	Incarnate Word	9 3	291 H	Ark.-Pine Bluff	16 7
						97 H	Incarnate Word	6 5	291 H	Ark.-Pine Bluff	9 7
						97 H	Incarnate Word	2 4	291 H	Ark.-Pine Bluff	5 4
LAST 10 GAMES											
						212 A	Houston Baptist	21 6	96 H	McNeese	6 7
						212 A	Houston Baptist	1 5	96 H	McNeese	4 10
						211 H	Hartford	8 7	96 H	McNeese	9 3
						211 H	Hartford	11 7	198 H	Lamar University	6 5
						87 H	TCU	6 11	198 H	Lamar University	1 13

Non-Div. I Games: Arlington Baptist 11 0 Tex. Permian Basin 13 6 Tex. Permian Basin 6 5 Abilene Christian

Average RPI Win: 229		WON-LOST RECORD	WINNING PCT. RANK	LAST 10 GAMES	STRENGTH OF SCHEDULE	OPP. STRENGTH OF SCHEDULE	TEAM RPI	ADJ RPI	CONF. RPI	ADJ CONF. RPI							
Average RPI Loss: 167																	
DIV. I ONLY		27-20-0	.57447	96	5-5-0	287	208	198	.4753	197	20	20					
DIV. I NON-CONF.		19-13-0	.59375	101	4-3-0	296	251	195	.47567	194	24	24					
<hr/>																	
TOTALS		RPI 1-25		RPI 26-50		W-L RECORDS		RPI 51-100		RPI 101-150		RPI 150+					
27-20-0		0-3-0		0-0-0		OVERALL		1-2-0		3-4-0		23-11-0					
14-4-0		0-0-0		0-0-0		HOME		0-0-0		0-0-0		14-4-0					
13-15-0		0-3-0		0-0-0		AWAY		1-2-0		3-4-0		9-6-0					
0-1-0		0-0-0		0-0-0		NEUTRAL		0-0-0		0-0-0		0-1-0					
19-13-0		0-3-0		0-0-0		NON-CONFERENCE		0-0-0		2-2-0		17-8-0					
8-1-0		0-0-0		0-0-0		HOME		0-0-0		0-0-0		8-1-0					
11-11-0		0-3-0		0-0-		AWAY		0-0-0		2-2-0		9-6-0					
0-1-0		0-0-0		0-0-0		NEUTRAL		0-0-0		0-0-0		0-1-0					
8-7-0		0-0-0		0-0-0		CONFERENCE		1-2-0		1-2-0		6-3-0					
6-3-0		0-0-0		0-0-0		HOME		0-0-0		0-0-0		6-3-0					
2-4-0		0-0-0		0-0-0		AWAY		1-2-0		1-2-0		0-0-0					
0-0-0		0-0-0		0-0-0		NEUTRAL		0-0-0		0-0-0		0-0-0					
RPI	S	Opponent		Score		RPI	S	Opponent		Score		RPI	S	Opponent		Score	
18	A	Texas A&M		0	4							73	A	VCU		0	3
18	A	Texas A&M		1	3							73	A	VCU		3	8
18	A	Texas A&M		6	19							73	A	VCU		11	1
											</						

Non-Div. I Games:

Fordham

Fordham

Average RPI Win: 177		WON-LOST RECORD		WINNING PCT. RANK		LAST 10 GAMES		STRENGTH OF SCHEDULE		OPP. STRENGTH OF SCHEDULE		TEAM RPI		ADJ RPI		CONF. RPI		ADJ CONF. RPI	
DIV. I ONLY		15-29-0		.34091 249		4-6-0		88		131		199		.47472 198		12		12	
DIV. I NON-CONF.		6-12-0		.33333 223		0-2-0		22		170		184		.48058 184		13		13	
TOTALS		RPI 1-25		RPI 26-50		W-L RECORDS		RPI 51-100		RPI 101-150		RPI 150+							
15-29-0		0-2-0		1-4-0		OVERALL		2-9-0		0-4-0		12-10-0							
10-11-0		0-0-0		1-3-0		HOME		0-0-0		0-2-0		9-6-0							
5-18-0		0-2-0		0-1-0		AWAY		2-9-0		0-2-0		3-4-0							
0-0-0		0-0-0		0-0-0		NEUTRAL		0-0-0		0-0-0		0-0-0							
6-12-0		0-2-0		1-4-0		NON-CONFERENCE		0-2-0		0-4-0		5-0-0							
6-5-0		0-0-0		1-3-0		HOME		0-0-0		0-2-0		5-0-0							
0-7-0		0-2-0		0-0-		AWAY		0-2-0		0-2-0		0-0-0							
0-0-0		0-0-0		0-0-0		NEUTRAL		0-0-0		0-0-0		0-0-0							
9-17-0		0-0-0		0-0-0		CONFERENCE		2-7-0		0-0-0		7-10-0							
4-6-0		0-0-0		0-0-0		HOME		0-0-0		0-0-0		4-6-0							
5-11-0		0-0-0		0-0-0		AWAY		2-7-0		0-0-0		3-4-0							
0-0-0		0-0-0		0-0-0		NEUTRAL		0-0-0		0-0-0		0-0-0							
RPI	S	Opponent		Score		RPI	S	Opponent		Score		RPI	S	Opponent		Score			
15	A	LSU		3	5	32	H	BYU		2	4	74	A	Sam Houston St.		4	8		
18	A	Texas A&M		7	10	32	H	BYU		3	1	74	A	Sam Houston St.		6	15		
						32	H	BYU		0	4	74	A	Sam Houston St.		5	6		
						43	H	Houston		7	8	81	A	Tulane		1	9		
						49	A	Texas		2	7	81	A	Tulane		10	22		
												95	A	Northwestern St.		4	3		
												95	A	Northwestern St.		6	10		
												95	A	Northwestern St.		2	5		
												96	A	McNeese		1	6		
												96	A	McNeese		2	1		
												96	A	McNeese		4	6		
														122 H Central Mich.		2	4		
														122 H Central Mich.		6	10		
														124 A Rice		5	12		
														142 A UTSA		2	25		
														151 H A&M-Corpus Christi		7	3		
														151 H A&M-Corpus Christi		10	4		
														151 H A&M-Corpus Christi		9	1		
														153 H SFA		3	5		
														153 H SFA		1	4		
														153 H SFA		2	4		
														154 H Nicholls St.		4	5		
														154 H Nicholls St.		2	4		
														154 H Nicholls St.		5	6		
														168 A New Orleans		4	2		
														168 A New Orleans		6	7		
														168 A New Orleans		5	6		
														196 A Abilene Christian		13	1		
														196 A Abilene Christian		5	6		
														196 A Abilene Christian		4	6		
														206 H Southern U.		6	5		
														212 A Houston Baptist		6	3		
														212 H Houston Baptist		11	1		
														232 H LIU Brooklyn		8	4		
														232 H LIU Brooklyn		2	1		
														232 H LIU Brooklyn		6	2		
														295 H Prairie View		7	6		
LAST 10 GAMES																			
						74	A	Sam Houston St.		5	6	168	A	New Orleans		4	2		
						74	A	Sam Houston St.		4	8	168	A	New Orleans		6	7		
						43	H	Houston		7	8	168	A	New Orleans		5	6		
						232	H	LIU Brooklyn		8	4	15	A	LSU		3	5		
						232	H	LIU Brooklyn		2	1	196	A	Abilene Christian		5	6		

Non-Div. I Games:

Lamar University

Average RPI Win:		202	WON-LOST		WINNING		LAST 10		STRENGTH OF		OPP. STRENGTH		TEAM		ADJ		CONF.		ADJ CONF.				
Average RPI Loss:		151	RECORD		PCT. RANK		GAMES		SCHEDULE		OF SCHEDULE		RPI		RPI		RPI		RPI				
DIV. I ONLY			18-23-0		.43902	201	5-5-0		142		247		197		.47436		199	20		20			
DIV. I NON-CONF.			11-15-0		.42308	187	0-1-0		115		267		194		.47403		196	24		24			
TOTALS		RPI 1-25		RPI 26-50		W-L RECORDS		RPI 51-100		RPI 101-150		RPI 150+											
18-23-0		1-4-0		0-0-0		OVERALL		1-2-0		3-6-0		13-11-0											
8-8-0		1-3-0		0-0-0		HOME		0-0-0		0-2-0		7-3-0											
5-11-0		0-1-0		0-0-0		AWAY		1-2-0		1-2-0		3-6-0											
5-4-0		0-0-0		0-0-0		NEUTRAL		0-0-0		2-2-0		3-2-0											
11-15-0		1-4-0		0-0-0		NON-CONFERENCE		1-2-0		2-4-0		7-5-0											
5-5-0		1-3-0		0-0-0		HOME		0-0-0		0-2-0		4-0-0											
1-6-0		0-1-0		0-0-		AWAY		1-2-0		0-0-0		0-3-0											
5-4-0		0-0-0		0-0-0		NEUTRAL		0-0-0		2-2-0		3-2-0											
7-8-0		0-0-0		0-0-0		CONFERENCE		0-0-0		1-2-0		6-6-0											
3-3-0		0-0-0		0-0-0		HOME		0-0-0		0-0-0		3-3-0											
4-5-0		0-0-0		0-0-0		AWAY		0-0-0		1-2-0		3-3-0											
0-0-0		0-0-0		0-0-0		NEUTRAL		0-0-0		0-0-0		0-0-0											
RPI	S	Opponent		Score		RPI	S	Opponent		Score		RPI	S	Opponent		Score		RPI	S	Opponent		Score	
20	H	Creighton		11	12							77	A	LMU (CA)		1	3	123	H	St. John's (NY)		2	6
20	H	Creighton		4	9							77	A	LMU (CA)		7	1	123	H	St. John's (NY)		3	16
24	A	Missouri		3	4							77	A	LMU (CA)		5	7	133	A	Massachusetts		8	17
25	H	Illinois		8	3													133	A	Massachusetts		9	4
25	H	Illinois		1	4													133	A	Massachusetts		6	7
																		145	N	Miami (OH)		7	9
																		145	N	Miami (OH)		9	1
																		145	N	Miami (OH)		2	3
																		145	N	Miami (OH)		10	3
																		169	H	Dayton		2	3
																		169	H	Dayton		4	3
																		169	H	Dayton		2	4
																		172	A	Davidson		5	4
																		172	A	Davidson		6	10
																		172	A	Davidson		5	6
																		197	A	Fordham		7	4
																		197	A	Fordham		4	1
																		197	A	Fordham		1	3
																		216	N	Sacred Heart		9	7
																		225	A	Stetson		2	3
																		234	A	SIUE		0	2
																		250	N	Georgetown		7	6
																		268	N	Western Ill.		0	3
																		145	N	Miami (OH)		10	3
																		172	A	Davidson		5	4
																		172	A	Davidson		6	10
																		172	A	Davidson		5	6
																		272	H	St. Bonaventure		5	8
																		272	H	St. Bonaventure		5	0

Non-Div. I Games: Rockhurst 4 5

Saint Louis

RPI	S	Opponent	Score	
272	H	St. Bonaventure	4	1
273	A	Southeast Mo. St.	4	8
273	H	Southeast Mo. St.	15	6
277	H	Chicago St.	7	3
277	H	Chicago St.	7	5
277	H	Chicago St.	8	3

Saint Louis

S
a
i
n
t
L
o
u
i
s

S
a
i
n
t
L
o
u
i
s

O
r
a
l
R
o
b
e
r
t
s

Oral Roberts

Oral Roberts

Average RPI Win:		215	WON-LOST		WINNING		LAST 10		STRENGTH OF		OPP. STRENGTH		TEAM		ADJ		CONF.		ADJ CONF.		
Average RPI Loss:		125	RECORD		PCT. RANK		GAMES		SCHEDULE		OF SCHEDULE		RPI		RPI		RPI		RPI		
DIV. I ONLY			23-21-0		.52273 133		3-7-0		241		187		201		.47236 201		18		18		
DIV. I NON-CONF.			13-10-0		.56522 115		1-1-0		281		224		226		.45535 226		21		21		
TOTALS		RPI 1-25		RPI 26-50		W-L RECORDS		RPI 51-100		RPI 101-150		RPI 150+									
23-21-0		0-2-0		2-1-0		OVERALL		0-3-0		5-8-0		16-7-0									
14-9-0		0-1-0		2-0-0		HOME		0-2-0		3-4-0		9-2-0									
5-11-0		0-1-0		0-1-0		AWAY		0-1-0		2-4-0		3-4-0									
4-1-0		0-0-0		0-0-0		NEUTRAL		0-0-0		0-0-0		4-1-0									
13-10-0		0-2-0		2-1-0		NON-CONFERENCE		0-3-0		0-1-0		11-3-0									
8-6-0		0-1-0		2-0-0		HOME		0-2-0		0-1-0		6-2-0									
1-3-0		0-1-0		0-0-		AWAY		0-1-0		0-0-0		1-0-0									
4-1-0		0-0-0		0-0-0		NEUTRAL		0-0-0		0-0-0		4-1-0									
10-11-0		0-0-0		0-0-0		CONFERENCE		0-0-0		5-7-0		5-4-0									
6-3-0		0-0-0		0-0-0		HOME		0-0-0		3-3-0		3-0-0									
4-8-0		0-0-0		0-0-0		AWAY		0-0-0		2-4-0		2-4-0									
0-0-0		0-0-0		0-0-0		NEUTRAL		0-0-0		0-0-0		0-0-0									
RPI	S	Opponent		Score		RPI	S	Opponent		Score		RPI	S	Opponent		Score					
7	A	Louisville		1	5	44	A	Kentucky		3	7	66	H	Boston College		4	6				
7	H	Louisville		8	12	46	H	Xavier		5	3	66	H	Boston College		2	13				
						48	H	Evansville		2	0	100	A	Cincinnati		2	5				
														102	A	Morehead St.	2	7			
														102	A	Morehead St.	4	15			
														102	A	Morehead St.	5	7			
														129	H	Austin Peay	1	8			
														129	H	Austin Peay	9	3			
														129	H	Austin Peay	11	3			
														130	A	Eastern Ill.	9	10			
														130	A	Eastern Ill.	4	3			
														130	A	Eastern Ill.	7	3			
														145	H	Miami (OH)	4	8			
														146	H	Jacksonville St.	3	18			
														146	H	Jacksonville St.	5	6			
														146	H	Jacksonville St.	7	5			
														169	H	Dayton	5	17			
														173	A	Murray St.	7	8			
														173	A	Murray St.	5	6			
														173	A	Murray St.	7	9			
														177	H	Western Ky.	9	12			
														208	H	UT Martin	14	4			
														208	H	UT Martin	21	6			
														208	H	UT Martin	8	5			
														234	A	SIUE	9	1			
														234	A	SIUE	2	5			
														234	A	SIUE	12	9			
														241	N	Grambling	4	7			
														261	H	Oakland	2	1			
														261	H	Oakland	11	6			
LAST 10 GAMES				130 A Eastern Ill.				9	10	297 H UMES				16	1	234 A SIUE				2	5
				130 A Eastern Ill.				7	3	7 A Louisville				1	5	234 A SIUE				12	9
				129 H Austin Peay				11	3	282 H Northern Ky.				11	8	241 N Grambling				4	7
				129 H Austin Peay				9	3	173 A Murray St.				7	8	261 H Oakland				2	1
				66 H Boston College				2	13	173 A Murray St.				7	9	261 H Oakland				11	6

Non-Div. I Games: Kentucky St. 9 3

Eastern Ky.

RPI	S	Opponent	Score	
261	H	Oakland	16	10
266	N	Florida A&M	11	2
282	A	Northern Ky.	17	2
282	H	Northern Ky.	11	8
295	N	Prairie View	11	1
297	H	UMES	16	1
297	H	UMES	5	1
297	N	UMES	6	4
297	N	UMES	27	8

Eastern Ky.

E
a
s
t
e
r
n
K
y
.

E
a
s
t
e
r
n
K
y
.

Average RPI Win: 156		WON-LOST	WINNING	LAST 10	STRENGTH OF	OPP. STRENGTH	TEAM	ADJ	CONF.	ADJ CONF.													
Average RPI Loss: 74		RECORD	PCT. RANK	GAMES	SCHEDULE	OF SCHEDULE	RPI	RPI	RPI	RPI													
DIV. I ONLY		8-31-1	.2125	293	1-8-1	42	106	202	.47215	202	4	4											
DIV. I NON-CONF.		7-15-0	.31818	232	0-1-0	155	186	197	.47381	197	3	3											
<hr/>																							
TOTALS		RPI 1-25		RPI 26-50		W-L RECORDS		RPI 51-100		RPI 101-150		RPI 150+											
8-31-1		0-6-0		2-9-0		OVERALL		0-10-1		2-3-0		4-3-0											
4-6-0		0-3-0		2-2-0		HOME		0-0-0		0-0-0		2-1-0											
4-25-1		0-3-0		0-7-0		AWAY		0-10-1		2-3-0		2-2-0											
0-0-0		0-0-0		0-0-0		NEUTRAL		0-0-0		0-0-0		0-0-0											
7-15-0		0-0-0		1-1-0		NON-CONFERENCE		0-8-0		2-3-0		4-3-0											
3-1-0		0-0-0		1-0-0		HOME		0-0-0		0-0-0		2-1-0											
4-14-0		0-0-0		0-0-		AWAY		0-8-0		2-3-0		2-2-0											
0-0-0		0-0-0		0-0-0		NEUTRAL		0-0-0		0-0-0		0-0-0											
1-16-1		0-6-0		1-8-0		CONFERENCE		0-2-1		0-0-0		0-0-0											
1-5-0		0-3-0		1-2-0		HOME		0-0-0		0-0-0		0-0-0											
0-11-1		0-3-0		0-6-0		AWAY		0-2-1		0-0-0		0-0-0											
0-0-0		0-0-0		0-0-0		NEUTRAL		0-0-0		0-0-0		0-0-0											
RPI	S	Opponent		Score		RPI	S	Opponent		Score		RPI	S	Opponent		Score							
11	A	Oregon St.		3	4	39	H	Oregon		8	7	51	A	UC Irvine		4	8	113	A	UNLV		3	17
11	A	Oregon St.		4	18	39	H	Oregon		8	11	51	A	UC Irvine		1	5	113	A	UNLV		7	12
11	A	Oregon St.		0	2	39	H	Oregon		3	21	51	A	UC Irvine		1	4	121	A	Nevada		1	8
19	H	Stanford		5	8	40	A	California		1	6	77	A	LMU (CA)		2	3	121	A	Nevada		3	1
19	H	Stanford		1	7	40	A	California		5	9	83	A	Saint Mary's (CA)		3	6	121	A	Nevada		16	2
19	H	Stanford		2	14	40	A	California		0	6	83	A	Saint Mary's (CA)		1	9	185	H	CSUN		3	1
						42	A	Arizona St.		0	6	83	A	Saint Mary's (CA)		8	14	185	H	CSUN		1	5
						42	A	Arizona St.		5	6	83	A	Saint Mary's (CA)		1	8	185	H	CSUN		10	1
						42	A	Arizona St.		7	8	91	A	Southern California		1	10	276	A	Santa Clara		2	4
						47	A	Gonzaga		5	8	91	A	Southern California		10	10	276	A	Santa Clara		10	0
						47	H	Gonzaga		12	10	91	A	Southern California		0	4	276	A	Santa Clara		10	6
																		276	A	Santa Clara		1	3
<hr/>																							
LAST 10 GAMES																							
83	A	Saint Mary's (CA)		3	6	91	A	Southern California		10	10												
11	A	Oregon St.		0	2	91	A	Southern California		1	10												
11	A	Oregon St.		3	4	91	A	Southern California		0	4												
11	A	Oregon St.		4	18	39	H	Oregon		8	7												
47	A	Gonzaga		5	8	39	H	Oregon		8	11												

Non-Div. I Games:

Washington St.

M
a
i
n
e

Maine

Average RPI Win: 249		WON-LOST RECORD	WINNING PCT. RANK		LAST 10 GAMES	STRENGTH OF SCHEDULE	OPP. STRENGTH OF SCHEDULE	TEAM RPI	ADJ RPI		CONF. RPI	ADJ CONF. RPI					
Average RPI Loss: 148																	
DIV. I ONLY		25-14-1	.6375	52	4-6-0	297	214	204	.47156	204	27	27					
DIV. I NON-CONF.		8-10-1	.44737	178	0-3-0	298	74	255	.43585	255	28	28					
<hr/>																	
TOTALS		RPI 1-25		RPI 26-50		W-L RECORDS		RPI 51-100		RPI 101-150		RPI 150+					
25-14-1		0-1-0		0-1-0		OVERALL		1-4-0		0-1-0		24-7-1					
10-5-0		0-1-0		0-1-0		HOME		0-1-0		0-0-0		10-2-0					
15-9-1		0-0-0		0-0-0		AWAY		1-3-0		0-1-0		14-5-1					
0-0-0		0-0-0		0-0-0		NEUTRAL		0-0-0		0-0-0		0-0-0					
8-10-1		0-1-0		0-1-0		NON-CONFERENCE		1-4-0		0-1-0		7-3-1					
0-3-0		0-1-0		0-1-0		HOME		0-1-0		0-0-0		0-0-0					
8-7-1		0-0-0		0-0-		AWAY		1-3-0		0-1-0		7-3-1					
0-0-0		0-0-0		0-0-0		NEUTRAL		0-0-0		0-0-0		0-0-0					
17-4-0		0-0-0		0-0-0		CONFERENCE		0-0-0		0-0-0		17-4-0					
10-2-0		0-0-0		0-0-0		HOME		0-0-0		0-0-0		10-2-0					
7-2-0		0-0-0		0-0-0		AWAY		0-0-0		0-0-0		7-2-0					
0-0-0		0-0-0		0-0-0		NEUTRAL		0-0-0		0-0-0		0-0-0					
RPI	S	Opponent		Score		RPI	S	Opponent		Score		RPI	S	Opponent		Score	
20	H	Creighton		2	6	37	H	Nebraska		5	8	78	A	Kansas St.		2	7
												78	H	Kansas St.		2	9
												91	A	Southern California		0	11
												91	A	Southern California		5	6
												91	A	Southern California		12	9
												117	A	Wichita St.		2	12
												174	A	South Dakota St.		11	7
												174	A	South Dakota St.		12	10
												174	A	South Dakota St.		9	4
												174	H	South Dakota St.		0	3
												174	H	South Dakota St.		5	2
												174	H	South Dakota St.		4	6
												200	A	Oral Roberts		7	8
												200	A	Oral Roberts		4	2
												200	A	Oral Roberts		7	10
												242	H	North Dakota St.		4	1
												242	H	North Dakota St.		7	6
												242	H	North Dakota St.		3	0
												265	A	Seattle U		3	2
												265	A	Seattle U		10	8
												265	A	Seattle U		0	12
												265	A	Seattle U		6	8
												268	H	Western Ill.		4	3
												268	H	Western Ill.		15	5
												268	H	Western Ill.		8	2
												276	A	Santa Clara		2	0
												276	A	Santa Clara		2	0
												276	A	Santa Clara		7	4
												276	A	Santa Clara		4	2
												283	A	Savannah St.		3	3
												283	A	Savannah St.		2	0
												283	A	Savannah St.		4	5
<hr/>																	
LAST 10 GAMES																	
						298	A	Purdue Fort Wayne		13	2	268	H	Western Ill.		15	5
						200	A	Oral Roberts		7	8	268	H	Western Ill.		4	3
						200	A	Oral Roberts		4	2	276	A	Santa Clara		7	4
						174	A	South Dakota St.		11	7	265	A	Seattle U		10	8
						174	A	South Dakota St.		9	4	265	A	Seattle U		3	2

Non-Div. I Games:

Omaha

RPI	S	Opponent	Score	
298	A	Purdue Fort Wayne	5	0
298	A	Purdue Fort Wayne	13	2
298	A	Purdue Fort Wayne	4	2
298	H	Purdue Fort Wayne	26	0
298	H	Purdue Fort Wayne	6	1
298	H	Purdue Fort Wayne	11	4

Omaha

O
m
a
h
a

O
m
a
h
a

Average RPI Win:		191	WON-LOST RECORD		WINNING PCT. RANK		LAST 10 GAMES		STRENGTH OF SCHEDULE		OPP. STRENGTH OF SCHEDULE		TEAM RPI		ADJ RPI		CONF. RPI		ADJ CONF. RPI	
DIV. I ONLY			21-24-0		.46667 177		5-5-0		181		160		205		.47058 205		14		14	
DIV. I NON-CONF.			14-16-0		.46667 165		1-1-0		157		131		200		.47198 200		17		17	
TOTALS		RPI 1-25		RPI 26-50		W-L RECORDS		RPI 51-100		RPI 101-150		RPI 150+								
21-24-0		1-4-0		0-0-0		OVERALL		0-4-0		4-2-0		16-14-0								
18-10-0		1-2-0		0-0-0		HOME		0-0-0		4-2-0		13-6-0								
3-14-0		0-2-0		0-0-0		AWAY		0-4-0		0-0-0		3-8-0								
0-0-0		0-0-0		0-0-0		NEUTRAL		0-0-0		0-0-0		0-0-0								
14-16-0		1-4-0		0-0-0		NON-CONFERENCE		0-4-0		3-0-0		10-8-0								
14-8-0		1-2-0		0-0-0		HOME		0-0-0		3-0-0		10-6-0								
0-8-0		0-2-0		0-0-		AWAY		0-4-0		0-0-0		0-2-0								
0-0-0		0-0-0		0-0-0		NEUTRAL		0-0-0		0-0-0		0-0-0								
7-8-0		0-0-0		0-0-0		CONFERENCE		0-0-0		1-2-0		6-6-0								
4-2-0		0-0-0		0-0-0		HOME		0-0-0		1-2-0		3-0-0								
3-6-0		0-0-0		0-0-0		AWAY		0-0-0		0-0-0		3-6-0								
0-0-0		0-0-0		0-0-0		NEUTRAL		0-0-0		0-0-0		0-0-0								
RPI	S	Opponent		Score		RPI	S	Opponent		Score		RPI	S	Opponent		Score				
6	A	Georgia		1	11					64	A	Ga. Southern	2	7	111	H	FGCU	4	0	
6	H	Georgia		6	7					92	A	Samford	3	6	111	H	FGCU	4	6	
8	A	Georgia Tech		1	9					92	A	Samford	5	6	111	H	FGCU	4	8	
8	H	Georgia Tech		7	10					92	A	Samford	2	3	133	H	Massachusetts	12	7	
17	H	West Virginia		5	3										133	H	Massachusetts	12	2	
															133	H	Massachusetts	9	0	
															159	H	Presbyterian	13	5	
															159	H	Presbyterian	7	3	
															160	H	Richmond	8	9	
															166	A	Mercer	0	7	
															186	H	UNCW	4	12	
															186	H	UNCW	9	8	
															186	H	UNCW	2	5	
															189	A	Lipscomb	3	6	
															189	A	Lipscomb	2	13	
															189	A	Lipscomb	3	4	
															195	H	Binghamton	6	12	
															195	H	Binghamton	10	1	
															208	H	UT Martin	4	6	
															208	H	UT Martin	3	1	
															208	H	UT Martin	2	1	
															218	A	NJIT	13	11	
															218	A	NJIT	6	7	
															218	A	NJIT	18	8	
															220	H	UIC	9	2	
															225	A	Stetson	3	9	
															225	A	Stetson	2	1	
LAST 10 GAMES																				
						218	A	NJIT	18	8	208	H	UT Martin	2	1	218	A	NJIT	6	7
						218	A	NJIT	13	11	208	H	UT Martin	4	6	218	A	NJIT	18	8
						111	H	FGCU	4	0	218	A	NJIT	6	7	220	H	UIC	9	2
						111	H	FGCU	4	6	229	H	Georgia St.	12	10	225	A	Stetson	3	9
						6	H	Georgia	6	7	225	A	Stetson	2	1	225	A	Stetson	2	1

Non-Div. I Games:

Kennesaw St.

RPI	S	Opponent	Score	
225	A	Stetson	0	4
229	A	Georgia St.	7	9
229	H	Georgia St.	12	10
244	H	North Ala.	7	6
244	H	North Ala.	8	3
244	H	North Ala.	3	1
260	H	Towson	5	2
260	H	Towson	11	5
260	H	Towson	2	5

Kennesaw St.

K
e
n
n
e
s
a
w
S
t
.

K
e
n
n
e
s
a
w
S
t
.

Average RPI Win:		230	WON-LOST RECORD		WINNING PCT. RANK		LAST 10 GAMES		STRENGTH OF SCHEDULE		OPP. STRENGTH OF SCHEDULE		TEAM RPI		ADJ RPI		CONF. RPI		ADJ CONF. RPI	
DIV. I ONLY			25-19-0		.56818 101		6-4-0		274		240		206		.46986 206		31		31	
DIV. I NON-CONF.			7-14-0		.33333 223		0-1-0		145		68		212		.4669 212		30		30	
TOTALS		RPI 1-25		RPI 26-50		W-L RECORDS		RPI 51-100		RPI 101-150		RPI 150+								
25-19-0		1-1-0		0-1-0		OVERALL		1-2-0		3-7-0		20-8-0								
15-6-0		1-0-0		0-0-0		HOME		0-1-0		2-3-0		12-2-0								
7-12-0		0-1-0		0-1-0		AWAY		1-1-0		1-3-0		5-6-0								
3-1-0		0-0-0		0-0-0		NEUTRAL		0-0-0		0-1-0		3-0-0								
7-14-0		1-1-0		0-1-0		NON-CONFERENCE		1-2-0		3-7-0		2-3-0								
4-4-0		1-0-0		0-0-0		HOME		0-1-0		2-3-0		1-0-0								
2-9-0		0-1-0		0-0-		AWAY		1-1-0		1-3-0		0-3-0								
1-1-0		0-0-0		0-0-0		NEUTRAL		0-0-0		0-1-0		1-0-0								
18-5-0		0-0-0		0-0-0		CONFERENCE		0-0-0		0-0-0		18-5-0								
11-2-0		0-0-0		0-0-0		HOME		0-0-0		0-0-0		11-2-0								
5-3-0		0-0-0		0-0-0		AWAY		0-0-0		0-0-0		5-3-0								
2-0-0		0-0-0		0-0-0		NEUTRAL		0-0-0		0-0-0		2-0-0								
RPI	S	Opponent		Score		RPI	S	Opponent		Score		RPI	S	Opponent		Score				
15	A	LSU		4	17	38	A	Southern Miss.		3	8	95	A	Northwestern St.		6	13			
15	H	LSU		7	2							95	A	Northwestern St.		7	5			
												95	H	Northwestern St.		3	6			
														103 N Air Force		0	13			
														114 A Memphis		1	10			
														114 A Memphis		12	14			
														114 A Memphis		6	1			
														130 H Eastern Ill.		5	3			
														130 H Eastern Ill.		1	6			
														130 H Eastern Ill.		10	8			
														130 H Eastern Ill.		2	4			
														135 A La.-Monroe		6	10			
														135 H La.-Monroe		4	5			
														154 A Nicholls St.		2	4			
														168 A New Orleans		6	9			
														168 H New Orleans		5	4			
														198 A Lamar University		5	6			
														241 A Grambling		0	12			
														241 A Grambling		16	21			
														241 A Grambling		15	3			
														241 H Grambling		15	13			
														241 H Grambling		13	8			
														241 H Grambling		18	8			
														241 N Grambling		6	5			
														246 A Texas Southern		8	7			
														246 A Texas Southern		1	0			
														246 A Texas Southern		0	1			
														246 H Texas Southern		7	6			
														246 H Texas Southern		5	6			
														246 H Texas Southern		16	6			

Non-Div. I Games:

Southern U.

RPI	S	Opponent	Score	
266	N	Florida A&M	6	3
291	A	Ark.-Pine Bluff	10	4
291	A	Ark.-Pine Bluff	21	2
291	H	Ark.-Pine Bluff	16	4
291	H	Ark.-Pine Bluff	9	4
291	H	Ark.-Pine Bluff	16	13
294	H	Alcorn	11	1
294	N	Alcorn	12	9
295	H	Prairie View	26	4
295	H	Prairie View	8	5
295	H	Prairie View	6	10

Southern U.

S
o
u
t
h
e
r
n
U
.

S
o
u
t
h
e
r
n
U
.

Average RPI Win: 168		WON-LOST	WINNING	LAST 10	STRENGTH OF		OPP. STRENGTH	TEAM	ADJ	CONF.	ADJ CONF.
Average RPI Loss: 113		RECORD	PCT. RANK	GAMES	SCHEDULE		OF SCHEDULE	RPI	RPI	RPI	RPI
DIV. I ONLY		16-28-0	.36364	240	2-8-0		119	110	207	.46918	207
DIV. I NON-CONF.		7-16-0	.30435	236	1-1-0		148	95	241	.44769	240
TOTALS		RPI 1-25	RPI 26-50		W-L RECORDS		RPI 51-100		RPI 101-150		RPI 150+
16-28-0		0-2-0	0-6-0		OVERALL		2-4-0		4-7-0		10-9-0
12-12-0		0-1-0	0-3-0		HOME		2-3-0		1-0-0		9-5-0
4-16-0		0-1-0	0-3-0		AWAY		0-1-0		3-7-0		1-4-0
0-0-0		0-0-0	0-0-0		NEUTRAL		0-0-0		0-0-0		0-0-0
7-16-0		0-2-0	0-3-0		NON-CONFERENCE		1-2-0		2-3-0		4-6-0
6-6-0		0-1-0	0-0-0		HOME		1-1-0		1-0-0		4-4-0
1-10-0		0-1-0	0-0-0		AWAY		0-1-0		1-3-0		0-2-0
0-0-0		0-0-0	0-0-0		NEUTRAL		0-0-0		0-0-0		0-0-0
9-12-0		0-0-0	0-3-0		CONFERENCE		1-2-0		2-4-0		6-3-0
6-6-0		0-0-0	0-3-0		HOME		1-2-0		0-0-0		5-1-0
3-6-0		0-0-0	0-0-0		AWAY		0-0-0		2-4-0		1-2-0
0-0-0		0-0-0	0-0-0		NEUTRAL		0-0-0		0-0-0		0-0-0
RPI S	Opponent	Score	RPI S	Opponent	Score	RPI S	Opponent	Score	RPI S	Opponent	Score
2 H	Vanderbilt	3 15	38 H	Southern Miss.	3 11	52 A	Alabama	0 2	114 A	Memphis	6 8
9 A	Tennessee	0 2	38 H	Southern Miss.	1 7	57 H	Louisiana Tech	1 5	114 A	Memphis	5 7
			38 H	Southern Miss.	5 6	57 H	Louisiana Tech	5 10	114 A	Memphis	2 1
			44 A	Kentucky	0 7	57 H	Louisiana Tech	4 1	124 A	Rice	2 7
			44 A	Kentucky	1 4	72 H	Bradley	1 2	124 A	Rice	5 7
			44 A	Kentucky	4 5	72 H	Bradley	1 0	124 A	Rice	4 10
									129 A	Austin Peay	3 10
									129 H	Austin Peay	7 1
									142 A	UTSA	9 4
									142 A	UTSA	7 4
									142 A	UTSA	4 10
									171 H	UAB	7 3
									171 H	UAB	9 2
									171 H	UAB	8 10
									173 A	Murray St.	6 12
									173 H	Murray St.	8 5
									177 H	Western Ky.	13 10
									177 H	Western Ky.	11 4
									177 H	Western Ky.	13 4
									181 A	Marshall	0 7
									181 A	Marshall	10 5
									181 A	Marshall	3 13
									183 H	Belmont	4 5
									189 A	Lipscomb	10 12
									189 H	Lipscomb	6 8
									248 H	Northern Ill.	2 3
									257 H	Tennessee Tech	11 4
			LAST 10 GAMES								
			171 H	UAB	8 10	274 H	Bowling Green	3 2			
			171 H	UAB	7 3	38 H	Southern Miss.	5 6			
			114 A	Memphis	6 8	38 H	Southern Miss.	3 11			
			114 A	Memphis	5 7	38 H	Southern Miss.	1 7			
			72 H	Bradley	1 2	129 H	Austin Peay	7 1			

Non-Div. I Games:

Middle Tenn.

RPI	S	Opponent	Score	
274	H	Bowling Green	3	2
274	H	Bowling Green	3	4
274	H	Bowling Green	7	0

Middle Tenn.

M
i
d
d
l
e
T
e
n
n
.

M
i
d
d
l
e
T
e
n
n
.

U
T
M
a
r
t
i
n

UT Martin

RPI	S	Opponent	Score	
273	A	Southeast Mo. St.	3	0
273	A	Southeast Mo. St.	1	4
273	A	Southeast Mo. St.	1	0
292	A	Alabama A&M	12	3
292	H	Alabama A&M	8	3

UT Martin

U
T
M
a
r
t
i
n

U
T
M
a
r
t
i
n

Average RPI Win:	238	WON-LOST	WINNING	LAST 10		STRENGTH OF	OPP. STRENGTH	TEAM	ADJ	CONF.	ADJ CONF.				
Average RPI Loss:	139	RECORD	PCT. RANK	GAMES		SCHEDULE	OF SCHEDULE	RPI	RPI	RPI	RPI				
DIV. I ONLY		19-24-0	.44186	197	5-5-0	223	256	209	.46852	209	29	29			
DIV. I NON-CONF.		8-20-0	.28571	245	1-3-0	74	226	178	.48461	178	27	27			
<hr/>															
TOTALS	RPI 1-25	RPI 26-50		W-L RECORDS		RPI 51-100		RPI 101-150		RPI 150+					
19-24-0	0-0-0	0-2-0		OVERALL		1-8-0		1-4-0		17-10-0					
8-5-0	0-0-0	0-0-0		HOME		0-1-0		0-1-0		8-3-0					
11-16-0	0-0-0	0-2-0		AWAY		1-5-0		1-3-0		9-6-0					
0-3-0	0-0-0	0-0-0		NEUTRAL		0-2-0		0-0-0		0-1-0					
<hr/>															
8-20-0	0-0-0	0-2-0		NON-CONFERENCE		1-8-0		1-4-0		6-6-0					
1-3-0	0-0-0	0-0-0		HOME		0-1-0		0-1-0		1-1-0					
7-14-0	0-0-0	0-0-		AWAY		1-5-0		1-3-0		5-4-0					
0-3-0	0-0-0	0-0-0		NEUTRAL		0-2-0		0-0-0		0-1-0					
<hr/>															
11-4-0	0-0-0	0-0-0		CONFERENCE		0-0-0		0-0-0		11-4-0					
7-2-0	0-0-0	0-0-0		HOME		0-0-0		0-0-0		7-2-0					
4-2-0	0-0-0	0-0-0		AWAY		0-0-0		0-0-0		4-2-0					
0-0-0	0-0-0	0-0-0		NEUTRAL		0-0-0		0-0-0		0-0-0					
<hr/>															
RPI	S	Opponent	Score	RPI	S	Opponent	Score	RPI	S	Opponent	Score				
				50	A	Fla. Atlantic	4 7	55	A	Wake Forest	8 6				
				50	A	Fla. Atlantic	0 7	55	A	Wake Forest	5 15				
								56	A	Bryant	6 8				
								56	H	Bryant	5 14				
								56	N	Bryant	2 5				
								66	A	Boston College	5 11				
								88	N	Elon	1 11				
								90	A	UNC Greensboro	2 8				
								90	A	UNC Greensboro	5 12				
										111	A	FGCU	5 6		
										111	A	FGCU	8 9		
										111	A	FGCU	9 4		
										133	A	Massachusetts	9 16		
										140	H	Rhode Island	4 5		
										160	A	Richmond	6 5		
										161	H	Canisius	1 3		
										161	H	Canisius	10 9		
										161	H	Canisius	2 9		
										170	A	Yale	2 11		
										170	H	Yale	12 8		
										211	A	Hartford	10 3		
										221	A	Central Conn. St.	9 10		
										224	H	Dartmouth	2 9		
										227	N	Toledo	8 9		
										251	A	Siena	2 3		
										251	A	Siena	4 3		
										251	A	Siena	4 5		
										254	A	La Salle	12 0		
										254	A	La Salle	1 2		
										254	A	La Salle	8 18		
				LAST 10 GAMES						262	A	Norfolk St.	14 4		
				285	A	Niagara	3 1	299	H	Saint Peter's	2 0	262	A	Norfolk St.	7 1
				285	A	Niagara	7 2	299	H	Saint Peter's	5 4	285	A	Niagara	7 2
				285	A	Niagara	7 1	161	H	Canisius	1 3	285	A	Niagara	7 1
				299	H	Saint Peter's	13 0	251	A	Siena	4 3	285	A	Niagara	3 1
				88	N	Elon	1 11	254	A	La Salle	1 2	288	H	Rider	15 4

Non-Div. I Games:

Quinnipiac

RPI	S	Opponent	Score	
288	H	Rider	7	1
288	H	Rider	16	9
299	H	Saint Peter's	13	0
299	H	Saint Peter's	5	4
299	H	Saint Peter's	2	0

Quinnipiac

Q
u
i
n
n
i
p
i
a
c

Q
u
i
n
n
i
p
i
a
c

Average RPI Win:	237	WON-LOST RECORD	WINNING PCT. RANK	LAST 10 GAMES	STRENGTH OF SCHEDULE	OPP. STRENGTH OF SCHEDULE	TEAM RPI	ADJ RPI	CONF. RPI	ADJ CONF. RPI					
DIV. I ONLY		19-22-0	.46341	185	5-5-0	262	244	210	.46762	210	17	17			
DIV. I NON-CONF.		15-17-0	.46875	164	3-1-0	277	257	204	.47056	204	16	16			
<hr/>															
TOTALS	RPI 1-25	RPI 26-50		W-L RECORDS		RPI 51-100		RPI 101-150		RPI 150+					
19-22-0	0-3-0	0-0-0		OVERALL		2-4-0		1-4-0		16-11-0					
2-4-0	0-3-0	0-0-0		HOME		0-0-0		0-0-0		2-1-0					
13-11-0	0-0-0	0-0-0		AWAY		2-3-0		0-0-0		11-8-0					
4-7-0	0-0-0	0-0-0		NEUTRAL		0-1-0		1-4-0		3-2-0					
<hr/>															
15-17-0	0-0-0	0-0-0		NON-CONFERENCE		2-4-0		1-4-0		12-9-0					
0-0-0	0-0-0	0-0-0		HOME		0-0-0		0-0-0		0-0-0					
11-10-0	0-0-0	0-0-		AWAY		2-3-0		0-0-0		9-7-0					
4-7-0	0-0-0	0-0-0		NEUTRAL		0-1-0		1-4-0		3-2-0					
<hr/>															
4-5-0	0-3-0	0-0-0		CONFERENCE		0-0-0		0-0-0		4-2-0					
2-4-0	0-3-0	0-0-0		HOME		0-0-0		0-0-0		2-1-0					
2-1-0	0-0-0	0-0-0		AWAY		0-0-0		0-0-0		2-1-0					
0-0-0	0-0-0	0-0-0		NEUTRAL		0-0-0		0-0-0		0-0-0					
<hr/>															
RPI	S	Opponent	Score	RPI	S	Opponent	Score	RPI	S	Opponent	Score	RPI	S	Opponent	Score
20	H	Creighton	1 5					65	A	Virginia	3 0	101	N	Harvard	2 6
20	H	Creighton	1 3					65	A	Virginia	0 4	101	N	Harvard	7 4
20	H	Creighton	1 11					87	A	TCU	6 8	144	N	Ohio St.	0 6
								87	A	TCU	7 3	144	N	Ohio St.	3 4
								87	A	TCU	1 5	144	N	Ohio St.	3 5
								93	N	Kansas	4 7	156	A	FIU	5 6
												156	A	FIU	7 10
												156	A	FIU	0 1
												169	N	Dayton	1 2
												191	A	Penn	2 5
												218	N	NJIT	8 5
												231	N	Saint Joseph's	4 7
												233	A	Princeton	7 2
												235	A	Wagner	11 7
												235	N	Wagner	10 0
												255	H	Butler	9 8
												255	H	Butler	4 5
												255	H	Butler	9 4
												259	A	Monmouth	12 2
												259	A	Monmouth	6 3
												279	N	Bucknell	12 1
												280	A	Iona	0 5
												280	A	Iona	7 0
												280	A	Iona	14 3
												286	A	Villanova	7 5
												286	A	Villanova	6 3
												286	A	Villanova	5 6

Non-Div. I Games:

Seton Hall

RPI	S	Opponent	Score	
288	A	Rider	8	11
293	A	Fairleigh Dickinson	8	1
293	A	Fairleigh Dickinson	10	5
293	A	Fairleigh Dickinson	5	6
299	A	Saint Peter's	8	1

Seton Hall

S
e
t
o
n
H
a
l
l

S
e
t
o
n
H
a
l
l

Average RPI Win: 194		WON-LOST RECORD		WINNING PCT. RANK		LAST 10 GAMES		STRENGTH OF SCHEDULE		OPP. STRENGTH OF SCHEDULE		TEAM RPI		ADJ RPI		CONF. RPI		ADJ CONF. RPI	
DIV. I ONLY		14-26-0		.35 245		2-8-0		138		225		211		.46712 211		24		24	
DIV. I NON-CONF.		7-18-0		.28 249		1-3-0		94		181		208		.46904 207		20		20	
TOTALS		RPI 1-25		RPI 26-50		W-L RECORDS		RPI 51-100		RPI 101-150		RPI 150+							
14-26-0		0-3-0		0-1-0		OVERALL		1-4-0		4-2-0		9-16-0							
7-6-0		0-0-0		0-0-0		HOME		0-1-0		4-1-0		3-4-0							
7-19-0		0-3-0		0-1-0		AWAY		1-3-0		0-0-0		6-12-0							
0-1-0		0-0-0		0-0-0		NEUTRAL		0-0-0		0-1-0		0-0-0							
7-18-0		0-3-0		0-1-0		NON-CONFERENCE		1-4-0		2-1-0		4-9-0							
3-4-0		0-0-0		0-0-0		HOME		0-1-0		2-0-0		1-3-0							
4-13-0		0-3-0		0-0-		AWAY		1-3-0		0-0-0		3-6-0							
0-1-0		0-0-0		0-0-0		NEUTRAL		0-0-0		0-1-0		0-0-0							
7-8-0		0-0-0		0-0-0		CONFERENCE		0-0-0		2-1-0		5-7-0							
4-2-0		0-0-0		0-0-0		HOME		0-0-0		2-1-0		2-1-0							
3-6-0		0-0-0		0-0-0		AWAY		0-0-0		0-0-0		3-6-0							
0-0-0		0-0-0		0-0-0		NEUTRAL		0-0-0		0-0-0		0-0-0							
RPI	S	Opponent		Score		RPI	S	Opponent		Score		RPI	S	Opponent		Score			
13	A	UC Santa Barbara		5	10	26	A	UConn		4	12	56	A	Bryant		5	8		
13	A	UC Santa Barbara		0	14							56	A	Bryant		4	15		
13	A	UC Santa Barbara		4	6							56	A	Bryant		6	15		
												56	H	Bryant		3	23		
												66	A	Boston College		7	4		
														Stony Brook		5	7		
														Stony Brook		9	5		
														Stony Brook		6	5		
														Marist		8	3		
														Massachusetts		5	4		
														Rhode Island		7	10		
														Yale		11	7		
														Northeastern		8	9		
														Holy Cross		6	12		
														Lipscomb		8	9		
														Lipscomb		0	7		
														Binghamton		2	6		
														Binghamton		0	1		
														Binghamton		1	12		
														Abilene Christian		7	8		
														Abilene Christian		7	11		
														Abilene Christian		1	2		
														Quinnipiac		3	10		
														Sacred Heart		4	5		
														UMBC		8	10		
														UMBC		7	4		
														UMBC		2	8		
														Albany (NY)		6	8		
														Albany (NY)		6	5		
														Albany (NY)		7	6		
														Georgetown		2	1		
														Georgetown		4	2		
LAST 10 GAMES						LAST 10 GAMES						LAST 10 GAMES							

Non-Div. I Games:

Hartford

RPI	S	Opponent	Score	
250	A	Georgetown	14	1
258	A	UMass Lowell	7	5
258	A	UMass Lowell	5	0
258	A	UMass Lowell	2	3

Hartford

H
a
r
t
f
o
r
d

H
a
r
t
f
o
r
d

Average RPI Win: 164		WON-LOST	WINNING	LAST 10	STRENGTH OF		OPP. STRENGTH	TEAM	ADJ	CONF.	ADJ CONF.
Average RPI Loss: 110		RECORD	PCT. RANK	GAMES	SCHEDULE		OF SCHEDULE	RPI	RPI	RPI	RPI
DIV. I ONLY		15-29-0	.34091	249	4-6-0		99	126	212	.46604	212
DIV. I NON-CONF.		8-13-0	.38095	209	1-2-0		90	105	188	.47813	187
TOTALS		RPI 1-25	RPI 26-50		W-L RECORDS		RPI 51-100		RPI 101-150		RPI 150+
15-29-0	0-1-0	0-4-0		OVERALL		6-11-0		1-4-0		8-9-0	
13-11-0	0-0-0	0-0-0		HOME		5-5-0		1-3-0		7-3-0	
2-18-0	0-1-0	0-4-0		AWAY		1-6-0		0-1-0		1-6-0	
0-0-0	0-0-0	0-0-0		NEUTRAL		0-0-0		0-0-0		0-0-0	
8-13-0	0-1-0	0-4-0		NON-CONFERENCE		3-5-0		0-2-0		5-1-0	
8-3-0	0-0-0	0-0-0		HOME		3-1-0		0-1-0		5-1-0	
0-10-0	0-1-0	0-0-0		AWAY		0-4-0		0-1-0		0-0-0	
0-0-0	0-0-0	0-0-0		NEUTRAL		0-0-0		0-0-0		0-0-0	
7-16-0	0-0-0	0-0-0		CONFERENCE		3-6-0		1-2-0		3-8-0	
5-8-0	0-0-0	0-0-0		HOME		2-4-0		1-2-0		2-2-0	
2-8-0	0-0-0	0-0-0		AWAY		1-2-0		0-0-0		1-6-0	
0-0-0	0-0-0	0-0-0		NEUTRAL		0-0-0		0-0-0		0-0-0	
RPI S	Opponent	Score		RPI S	Opponent	Score		RPI S	Opponent	Score	
18 A	Texas A&M	5	12	28 A	DBU	1	2	74 H	Sam Houston St.	3	6
				28 A	DBU	1	7	74 H	Sam Houston St.	4	7
				28 A	DBU	2	12	74 H	Sam Houston St.	5	17
				33 A	Texas St.	8	17	81 A	Tulane	1	3
								81 A	Tulane	2	3
								81 A	Tulane	2	6
								95 H	Northwestern St.	10	2
								95 H	Northwestern St.	12	2
								95 H	Northwestern St.	5	7
								97 A	Incarnate Word	3	4
								97 A	Incarnate Word	8	6
								97 A	Incarnate Word	3	6
								99 A	UTRGV	0	6
								99 H	UTRGV	13	7
								100 H	Cincinnati	5	4
								100 H	Cincinnati	2	1
								100 H	Cincinnati	4	5
LAST 10 GAMES				196 H	Abilene Christian	6	21	246 H	Texas Southern	6	4
				196 H	Abilene Christian	5	1	143 H	Central Ark.	4	2
				151 A	A&M-Corpus Christi	7	9	143 H	Central Ark.	1	2
				151 A	A&M-Corpus Christi	14	0	143 H	Central Ark.	1	4
				28 A	DBU	1	7	151 A	A&M-Corpus Christi	7	9
								151 A	A&M-Corpus Christi	14	0
								153 A	SFA	0	1
								153 A	SFA	0	6
								153 A	SFA	2	4
								175 H	Northeastern	8	14
								175 H	Northeastern	9	3
								175 H	Northeastern	5	2
								196 H	Abilene Christian	8	1
								196 H	Abilene Christian	5	1
								196 H	Abilene Christian	6	21
								198 A	Lamar University	1	11
								198 H	Lamar University	3	6
								246 H	Texas Southern	6	4
								295 H	Prairie View	21	5
								295 H	Prairie View	10	3

Non-Div. I Games:

Houston Baptist

[illegible]

Non-Div. I Games:

Cornell

H
a
w
a
i
i

Hawaii

Average RPI Win:	190	WON-LOST RECORD	WINNING PCT. RANK	LAST 10 GAMES	STRENGTH OF SCHEDULE	OPP. STRENGTH OF SCHEDULE	TEAM RPI	ADJ RPI	CONF. RPI	ADJ CONF. RPI		
DIV. I ONLY		13-26-0	.33333	252	7-3-0	137	249	215	.4613	215	15	15
DIV. I NON-CONF.		7-17-0	.29167	240	2-0-0	112	284	221	.4594	221	15	15
<hr/>												
TOTALS	RPI 1-25	RPI 26-50		W-L RECORDS		RPI 51-100		RPI 101-150		RPI 150+		
13-26-0	0-0-0	0-0-0		OVERALL		2-8-0		2-5-0		9-13-0		
6-4-0	0-0-0	0-0-0		HOME		0-0-0		0-0-0		6-4-0		
6-18-0	0-0-0	0-0-0		AWAY		2-8-0		2-4-0		2-6-0		
1-4-0	0-0-0	0-0-0		NEUTRAL		0-0-0		0-1-0		1-3-0		
7-17-0	0-0-0	0-0-0		NON-CONFERENCE		2-5-0		1-3-0		4-9-0		
2-2-0	0-0-0	0-0-0		HOME		0-0-0		0-0-0		2-2-0		
4-11-0	0-0-0	0-0-		AWAY		2-5-0		1-2-0		1-4-0		
1-4-0	0-0-0	0-0-0		NEUTRAL		0-0-0		0-1-0		1-3-0		
6-9-0	0-0-0	0-0-0		CONFERENCE		0-3-0		1-2-0		5-4-0		
4-2-0	0-0-0	0-0-0		HOME		0-0-0		0-0-0		4-2-0		
2-7-0	0-0-0	0-0-0		AWAY		0-3-0		1-2-0		1-2-0		
0-0-0	0-0-0	0-0-0		NEUTRAL		0-0-0		0-0-0		0-0-0		
RPI	S	Opponent	Score	RPI	S	Opponent	Score	RPI	S	Opponent	Score	
						68 A Liberty	0 1	122 N Central Mich.	7 24			
						68 A Liberty	10 5	123 A St. John's (NY)	0 9			
						68 A Liberty	1 9	123 A St. John's (NY)	1 9			
						89 A Col. of Charleston	0 16	149 A Rutgers	6 4			
						89 A Col. of Charleston	4 7	150 A James Madison	6 8			
						89 A Col. of Charleston	0 9	150 A James Madison	3 4			
						97 A Incarnate Word	1 12	150 A James Madison	10 5			
						97 A Incarnate Word	1 11	175 A Northeastern	7 1			
						97 A Incarnate Word	3 2	175 A Northeastern	3 7			
						97 A Incarnate Word	1 9	175 A Northeastern	1 5			
								179 A Army West Point	5 9			
								186 H UNCW	7 3			
								186 H UNCW	6 4			
								186 H UNCW	9 8			
								190 H Fairfield	7 9			
								197 A Fordham	3 4			
								197 A Fordham	3 4			
								217 N Pittsburgh	0 1			
								230 A Manhattan	4 1			
								230 H Manhattan	2 0			
								232 H LIU Brooklyn	1 10			
								255 N Butler	5 10			
								259 A Monmouth	2 3			
								259 H Monmouth	4 1			
								260 H Towson	2 5			
								260 H Towson	5 8			
								260 H Towson	12 6			
LAST 10 GAMES												
						190 H Fairfield	7 9	97 A Incarnate Word	1 12	259 A Monmouth	2 3	
						89 A Col. of Charleston	0 16	150 A James Madison	10 5	259 H Monmouth	4 1	
						89 A Col. of Charleston	4 7	150 A James Madison	3 4	260 H Towson	2 5	
						280 N Iona	2 4	150 A James Madison	6 8	260 H Towson	5 8	
						299 N Saint Peter's	14 9	230 A Manhattan	4 1	260 H Towson	12 6	

Non-Div. I Games:

Hofstra

RPI	S	Opponent	Score	
280	N	Iona	2	4
299	N	Saint Peter's	14	9

Hofstra

H
o
f
s
t
r
a

H
o
f
s
t
r
a

Average RPI Win: 212		WON-LOST	WINNING	LAST 10	STRENGTH OF		OPP. STRENGTH	TEAM	ADJ	CONF.	ADJ CONF.
Average RPI Loss: 175		RECORD	PCT. RANK	GAMES	SCHEDULE		OF SCHEDULE	RPI	RPI	RPI	RPI
DIV. I ONLY		16-25-0	.39024	227	4-6-0		220	254	216	.46024	216
DIV. I NON-CONF.		8-18-0	.30769	234	2-3-0		185	235	223	.458	223
TOTALS		RPI 1-25	RPI 26-50		W-L RECORDS		RPI 51-100		RPI 101-150		RPI 150+
16-25-0	0-1-0	0-0-0		OVERALL		0-1-0		3-7-0		13-16-0	
3-5-0	0-0-0	0-0-0		HOME		0-0-0		1-1-0		2-4-0	
10-16-0	0-0-0	0-0-0		AWAY		0-1-0		2-6-0		8-9-0	
3-4-0	0-1-0	0-0-0		NEUTRAL		0-0-0		0-0-0		3-3-0	
8-18-0	0-1-0	0-0-0		NON-CONFERENCE		0-1-0		3-7-0		5-9-0	
2-3-0	0-0-0	0-0-0		HOME		0-0-0		1-1-0		1-2-0	
5-12-0	0-0-0	0-0-0		AWAY		0-1-0		2-6-0		3-5-0	
1-3-0	0-1-0	0-0-0		NEUTRAL		0-0-0		0-0-0		1-2-0	
8-7-0	0-0-0	0-0-0		CONFERENCE		0-0-0		0-0-0		8-7-0	
1-2-0	0-0-0	0-0-0		HOME		0-0-0		0-0-0		1-2-0	
5-4-0	0-0-0	0-0-0		AWAY		0-0-0		0-0-0		5-4-0	
2-1-0	0-0-0	0-0-0		NEUTRAL		0-0-0		0-0-0		2-1-0	
RPI S	Opponent	Score		RPI S	Opponent	Score		RPI S	Opponent	Score	
25 N	Illinois	0 4						55 A	Wake Forest	1 14	
								104 A	South Alabama	2 11	
								104 A	South Alabama	1 16	
								104 A	South Alabama	2 12	
								109 A	William & Mary	7 3	
								109 A	William & Mary	3 12	
								115 A	Stony Brook	1 4	
								115 A	Stony Brook	9 12	
								115 H	Stony Brook	1 8	
								140 A	Rhode Island	6 5	
								140 H	Rhode Island	9 1	
								170 A	Yale	9 8	
								170 H	Yale	13 10	
								179 A	Army West Point	1 12	
								190 A	Fairfield	0 7	
								190 H	Fairfield	0 6	
								197 A	Fordham	3 12	
								197 H	Fordham	2 8	
								199 N	Saint Louis	7 9	
								211 A	Hartford	5 4	
								221 A	Central Conn. St.	4 8	
								221 A	Central Conn. St.	1 5	
								221 A	Central Conn. St.	4 1	
								225 A	Stetson	11 4	
								225 A	Stetson	5 8	
								225 A	Stetson	5 11	
								232 A	LIU Brooklyn	3 10	
								232 A	LIU Brooklyn	17 10	

Non-Div. I Games:

Sacred Heart

RPI	S	Opponent	Score	
232	A	LIU Brooklyn	9	3
232	N	LIU Brooklyn	2	3
232	N	LIU Brooklyn	4	3
232	N	LIU Brooklyn	6	5
235	H	Wagner	4	5
235	H	Wagner	4	7
235	H	Wagner	11	8
250	N	Georgetown	0	11
250	N	Georgetown	6	5
293	A	Fairleigh Dickinson	12	5
293	A	Fairleigh Dickinson	13	6
293	A	Fairleigh Dickinson	5	6

Sacred Heart

S
a
c
r
e
d
H
e
a
r
t

S
a
c
r
e
d
H
e
a
r
t

Average RPI Win: 189		WON-LOST	WINNING	LAST 10	STRENGTH OF		OPP. STRENGTH	TEAM	ADJ		CONF.	ADJ CONF.
Average RPI Loss: 89		RECORD	PCT. RANK	GAMES	SCHEDULE		OF SCHEDULE	RPI	RPI		RPI	RPI
DIV. I ONLY		15-28-0	.34884	247	5-5-0		144	97	217		3	3
DIV. I NON-CONF.		11-11-0	.5	141	4-2-0		276	262	239		4	4
TOTALS		RPI 1-25	RPI 26-50		W-L RECORDS		RPI 51-100		RPI 101-150		RPI 150+	
15-28-0		1-3-0	1-8-0		OVERALL		2-8-0		0-4-0		11-5-0	
8-12-0		1-2-0	1-2-0		HOME		2-4-0		0-1-0		4-3-0	
2-12-0		0-1-0	0-6-0		AWAY		0-3-0		0-1-0		2-1-0	
5-4-0		0-0-0	0-0-0		NEUTRAL		0-1-0		0-2-0		5-1-0	
11-11-0		0-1-0	0-0-0		NON-CONFERENCE		0-1-0		0-4-0		11-5-0	
4-4-0		0-0-0	0-0-0		HOME		0-0-0		0-1-0		4-3-0	
2-3-0		0-1-0	0-0-		AWAY		0-0-0		0-1-0		2-1-0	
5-4-0		0-0-0	0-0-0		NEUTRAL		0-1-0		0-2-0		5-1-0	
4-17-0		1-2-0	1-8-0		CONFERENCE		2-7-0		0-0-0		0-0-0	
4-8-0		1-2-0	1-2-0		HOME		2-4-0		0-0-0		0-0-0	
0-9-0		0-0-0	0-6-0		AWAY		0-3-0		0-0-0		0-0-0	
0-0-0		0-0-0	0-0-0		NEUTRAL		0-0-0		0-0-0		0-0-0	
RPI S	Opponent	Score	RPI S	Opponent	Score	RPI S	Opponent	Score	RPI S	Opponent	Score	
10 H	Miami (FL)	10 13	27 A	NC State	5 6	55 H	Wake Forest	8 3	122 N	Central Mich.	3 4	
10 H	Miami (FL)	11 10	27 A	NC State	3 4	55 H	Wake Forest	6 7	128 A	Kent St.	8 9	
10 H	Miami (FL)	3 5	27 A	NC State	3 21	55 H	Wake Forest	8 20	128 H	Kent St.	4 6	
17 A	West Virginia	4 5	41 A	Duke	0 2	61 N	Iowa	1 10	131 N	Milwaukee	8 9	
			41 A	Duke	9 10	65 A	Virginia	2 5	159 H	Presbyterian	2 1	
			41 A	Duke	5 6	65 A	Virginia	5 7	159 H	Presbyterian	7 5	
			45 H	Virginia Tech	1 0	65 A	Virginia	3 13	159 H	Presbyterian	7 9	
			45 H	Virginia Tech	4 11	98 H	Notre Dame	4 2	176 A	Penn St.	7 2	
			45 H	Virginia Tech	1 16	98 H	Notre Dame	0 9	176 H	Penn St.	3 7	
						98 H	Notre Dame	1 4	181 N	Marshall	2 7	
									215 N	Hofstra	1 0	
									222 A	USC Upstate	6 3	
									255 N	Butler	4 3	
									279 N	Bucknell	8 2	
									281 A	Youngstown St.	2 3	
									281 H	Youngstown St.	2 4	
									281 H	Youngstown St.	16 6	
									286 N	Villanova	7 2	
									297 H	UMES	11 0	
									299 N	Saint Peter's	17 7	
			LAST 10 GAMES									
			98 H	Notre Dame	4 2	159 H	Presbyterian	7 9				
			55 H	Wake Forest	6 7	297 H	UMES	11 0				
			55 H	Wake Forest	8 20	159 H	Presbyterian	2 1				
			41 A	Duke	5 6	159 H	Presbyterian	7 5				
			41 A	Duke	0 2	98 H	Notre Dame	1 4				

Non-Div. I Games:

Pittsburgh

Average RPI Win: 219		WON-LOST	WINNING	LAST 10	STRENGTH OF	OPP. STRENGTH	TEAM	ADJ	CONF.	ADJ CONF.		
Average RPI Loss: 157		RECORD	PCT. RANK	GAMES	SCHEDULE	OF SCHEDULE	RPI	RPI	RPI	RPI		
DIV. I ONLY		14-23-1	.38158	233	3-7-0	198	247	218	.45942	218	14	14
DIV. I NON-CONF.		9-10-1	.475	159	1-1-0	278	289	217	.46401	217	17	17
<hr/>												
TOTALS		RPI 1-25		RPI 26-50		W-L RECORDS		RPI 51-100		RPI 101-150		RPI 150+
14-23-1		0-0-0		0-0-0		OVERALL		2-4-0		0-8-0		12-11-1
3-6-0		0-0-0		0-0-0		HOME		1-2-0		0-0-0		2-4-0
7-14-0		0-0-0		0-0-0		AWAY		1-2-0		0-8-0		6-4-0
4-3-1		0-0-0		0-0-0		NEUTRAL		0-0-0		0-0-0		4-3-1
9-10-1		0-0-0		0-0-0		NON-CONFERENCE		0-0-0		0-5-0		9-5-1
0-0-0		0-0-0		0-0-0		HOME		0-0-0		0-0-0		0-0-0
5-7-0		0-0-0		0-0-		AWAY		0-0-0		0-5-0		5-2-0
4-3-1		0-0-0		0-0-0		NEUTRAL		0-0-0		0-0-0		4-3-1
5-13-0		0-0-0		0-0-0		CONFERENCE		2-4-0		0-3-0		3-6-0
3-6-0		0-0-0		0-0-0		HOME		1-2-0		0-0-0		2-4-0
2-7-0		0-0-0		0-0-0		AWAY		1-2-0		0-3-0		1-2-0
0-0-0		0-0-0		0-0-0		NEUTRAL		0-0-0		0-0-0		0-0-0
RPI	S	Opponent	Score	RPI	S	Opponent	Score	RPI	S	Opponent	Score	
						68 A Liberty	2 8	102 A		Morehead St.	7 11	
						68 A Liberty	9 2	102 A		Morehead St.	5 21	
						68 A Liberty	1 8	110 A		North Florida	3 8	
						94 H Jacksonville	5 6	110 A		North Florida	2 5	
						94 H Jacksonville	2 5	110 A		North Florida	0 4	
						94 H Jacksonville	5 2	127 A		ETSU	1 8	
								127 A		ETSU	2 12	
								127 A		ETSU	2 3	
								189 H		Lipscomb	4 7	
								189 H		Lipscomb	5 1	
								189 H		Lipscomb	5 10	
								190 A		Fairfield	8 0	
								193 N		Purdue	2 3	
								193 N		Purdue	8 9	
								193 N		Purdue	9 3	
								205 H		Kennesaw St.	8 18	
								205 H		Kennesaw St.	7 6	
								205 H		Kennesaw St.	11 13	
								210 N		Seton Hall	5 8	
								225 A		Stetson	3 1	
								225 A		Stetson	3 4	
								225 A		Stetson	0 1	
								230 A		Manhattan	9 7	
								259 A		Monmouth	1 3	
								262 A		Norfolk St.	11 5	
								262 A		Norfolk St.	4 3	
								284 N		Eastern Mich.	10 9	
<hr/>												
LAST 10 GAMES												
						205 H Kennesaw St.	8 18	225 A Stetson	3 1	230 A Manhattan	9 7	
						205 H Kennesaw St.	11 13	225 A Stetson	0 1	259 A Monmouth	1 3	
						189 H Lipscomb	4 7	94 H Jacksonville	5 2	262 A Norfolk St.	11 5	
						189 H Lipscomb	5 1	94 H Jacksonville	2 5	262 A Norfolk St.	4 3	
						299 A Saint Peter's	6 2	193 N Purdue	2 3	284 N Eastern Mich.	10 9	

Non-Div. I Games:

NJIT

RPI	S	Opponent	Score	
284	N	Eastern Mich.	9	9
284	N	Eastern Mich.	5	4
284	N	Eastern Mich.	10	4
288	A	Rider	10	16
299	A	Saint Peter's	6	2

NJIT

N
J
I
T

N
J
I
T

Average RPI Win: 220		WON-LOST	WINNING	LAST 10	STRENGTH OF SCHEDULE	OPP. STRENGTH OF SCHEDULE	TEAM RPI	ADJ RPI		CONF. RPI	ADJ CONF. RPI		
Average RPI Loss: 170		RECORD	PCT. RANK	GAMES									
DIV. I ONLY		13-26-0	.33333	252	4-6-0	216	241	219	.45839	219	25	25	
DIV. I NON-CONF.		7-16-0	.30435	236	0-1-0	253	241	238	.44845	237	23	23	
<hr/>													
TOTALS		RPI 1-25		RPI 26-50		W-L RECORDS		RPI 51-100		RPI 101-150		RPI 150+	
13-26-0		0-0-0		0-0-0		OVERALL		1-1-0		2-13-0		10-12-0	
2-1-0		0-0-0		0-0-0		HOME		0-0-0		0-0-0		2-1-0	
8-24-0		0-0-0		0-0-0		AWAY		1-1-0		2-13-0		5-10-0	
3-1-0		0-0-0		0-0-0		NEUTRAL		0-0-0		0-0-0		3-1-0	
7-16-0		0-0-0		0-0-0		NON-CONFERENCE		1-1-0		1-5-0		5-10-0	
0-0-0		0-0-0		0-0-0		HOME		0-0-0		0-0-0		0-0-0	
4-15-0		0-0-0		0-0-		AWAY		1-1-0		1-5-0		2-9-0	
3-1-0		0-0-0		0-0-0		NEUTRAL		0-0-0		0-0-0		3-1-0	
6-10-0		0-0-0		0-0-0		CONFERENCE		0-0-0		1-8-0		5-2-0	
2-1-0		0-0-0		0-0-0		HOME		0-0-0		0-0-0		2-1-0	
4-9-0		0-0-0		0-0-0		AWAY		0-0-0		1-8-0		3-1-0	
0-0-0		0-0-0		0-0-0		NEUTRAL		0-0-0		0-0-0		0-0-0	
RPI	S	Opponent	Score	RPI	S	Opponent	Score	RPI	S	Opponent	Score		
						54 A	Michigan	5	12	108 A	South Fla.	9	10
						98 A	Notre Dame	12	2	108 A	South Fla.	6	7
										108 A	South Fla.	6	9
										110 A	North Florida	2	11
										110 A	North Florida	4	10
										110 A	North Florida	10	1
										118 A	Ball St.	15	20
										118 A	Ball St.	3	10
										118 A	Ball St.	5	8
										122 A	Central Mich.	4	5
										122 A	Central Mich.	1	6
										122 A	Central Mich.	8	11
										128 A	Kent St.	11	1
										128 A	Kent St.	5	9
										128 A	Kent St.	3	15
										183 A	Belmont	1	2
										187 A	Michigan St.	2	3
										187 N	Michigan St.	2	5
										189 A	Lipscomb	17	5
										189 A	Lipscomb	5	13
										227 A	Toledo	6	3
										243 A	Valparaiso	1	11
										248 H	Northern Ill.	10	4
										248 H	Northern Ill.	6	12
										248 H	Northern Ill.	9	4
										250 N	Georgetown	22	1
										255 A	Butler	0	10
<hr/>													
LAST 10 GAMES													
						248 H	Northern Ill.	6	12	122 A	Central Mich.	1	6
						248 H	Northern Ill.	10	4	122 A	Central Mich.	4	5
						189 A	Lipscomb	5	13	274 A	Bowling Green	4	2
						110 A	North Florida	4	10	274 A	Bowling Green	3	4
						122 A	Central Mich.	8	11	274 A	Bowling Green	5	1

Non-Div. I Games:

Western Mich.

RPI	S	Opponent	Score	
255	A	Butler	2	1
255	A	Butler	4	7
272	N	St. Bonaventure	8	3
273	A	Southeast Mo. St.	8	9
273	A	Southeast Mo. St.	1	5
273	A	Southeast Mo. St.	4	8
274	A	Bowling Green	3	4
274	A	Bowling Green	5	1
274	A	Bowling Green	4	2
286	N	Villanova	11	2

Western Mich.

W
e
s
t
e
r
n
M
i
c
h
.

W
e
s
t
e
r
n
M
i
c
h
.

U
I
C

UIC

C
e
n
t
r
a
l
C
o
n
n
.
S
t
.

Central Conn. St.

Average RPI Win:	186	WON-LOST RECORD	WINNING PCT. RANK	LAST 10 GAMES	STRENGTH OF SCHEDULE	OPP. STRENGTH OF SCHEDULE	TEAM RPI	ADJ RPI	CONF. RPI	ADJ CONF. RPI		
DIV. I ONLY		20-22-0	.47619	170	5-5-0	237	164	223	.45544	222	21	21
DIV. I NON-CONF.		11-10-0	.52381	135	1-1-0	202	148	199	.4726	199	19	19
<hr/>												
TOTALS	RPI 1-25	RPI 26-50		W-L RECORDS		RPI 51-100		RPI 101-150		RPI 150+		
20-22-0	0-0-0	0-0-0		OVERALL		3-5-0		5-4-0		12-13-0		
12-17-0	0-0-0	0-0-0		HOME		3-5-0		3-3-0		6-9-0		
8-5-0	0-0-0	0-0-0		AWAY		0-0-0		2-1-0		6-4-0		
0-0-0	0-0-0	0-0-0		NEUTRAL		0-0-0		0-0-0		0-0-0		
11-10-0	0-0-0	0-0-0		NON-CONFERENCE		2-4-0		2-1-0		7-5-0		
9-8-0	0-0-0	0-0-0		HOME		2-4-0		2-1-0		5-3-0		
2-2-0	0-0-0	0-0-		AWAY		0-0-0		0-0-0		2-2-0		
0-0-0	0-0-0	0-0-0		NEUTRAL		0-0-0		0-0-0		0-0-0		
9-12-0	0-0-0	0-0-0		CONFERENCE		1-1-0		3-3-0		5-8-0		
3-9-0	0-0-0	0-0-0		HOME		1-1-0		1-2-0		1-6-0		
6-3-0	0-0-0	0-0-0		AWAY		0-0-0		2-1-0		4-2-0		
0-0-0	0-0-0	0-0-0		NEUTRAL		0-0-0		0-0-0		0-0-0		
RPI	S	Opponent	Score	RPI	S	Opponent	Score	RPI	S	Opponent	Score	
						63 H Campbell	8 7	136 H High Point		2 4		
						63 H Campbell	6 9	136 H High Point		1 3		
						73 H VCU	4 7	136 H High Point		7 5		
						73 H VCU	2 14	141 A Radford		1 3		
						93 H Kansas	6 4	141 A Radford		4 3		
						93 H Kansas	4 3	141 A Radford		7 6		
						93 H Kansas	5 9	149 H Rutgers		7 8		
						93 H Kansas	3 5	149 H Rutgers		1 0		
								149 H Rutgers		13 4		
								159 H Presbyterian		3 4		
								159 H Presbyterian		4 5		
								159 H Presbyterian		0 8		
								162 A Wofford		1 3		
								165 H Gardner-Webb		11 19		
								165 H Gardner-Webb		7 9		
								165 H Gardner-Webb		6 7		
								172 A Davidson		9 7		
								172 H Davidson		7 6		
								182 A Furman		4 5		
								182 H Furman		4 7		
								184 A N.C. A&T		2 1		
								184 H N.C. A&T		4 3		
						159 H Presbyterian	3 4	192 H Lafayette		5 0		
						159 H Presbyterian	4 5	217 H Pittsburgh		3 6		
						162 A Wofford	1 3	238 H Ohio		3 2		
						238 H Ohio	1 2	238 H Ohio		10 7		
						238 H Ohio	10 7	238 H Ohio		1 2		

Non-Div. I Games:

USC Upstate

RPI	S	Opponent	Score	
249	A	UNC Asheville	5	9
249	A	UNC Asheville	6	7
249	A	UNC Asheville	10	2
264	H	Charleston So.	11	7
289	A	Longwood	13	9
289	A	Longwood	16	2
289	A	Longwood	4	2

USC Upstate

U
S
C
U
P
S
t
a
t
e

U
S
C
U
P
S
t
a
t
e

B
r
o
w
n

Brown

[illegible]

Non-Div. I Games: Wayne St. (MI)

2	3	Middlebury	7	15
---	---	------------	---	----

Dartmouth

RPI	S	Opponent	Score	
233	N	Princeton	10	8
251	A	Siena	6	4
293	N	Fairleigh Dickinson	4	3
293	N	Fairleigh Dickinson	6	1

Dartmouth

D
a
r
t
m
o
u
t
h

D
a
r
t
m
o
u
t
h

Average RPI Win:		185	WON-LOST RECORD		WINNING PCT. RANK		LAST 10 GAMES		STRENGTH OF SCHEDULE		OPP. STRENGTH OF SCHEDULE		TEAM RPI		ADJ RPI		CONF. RPI		ADJ CONF. RPI				
Average RPI Loss:		140																					
DIV. I ONLY			18-26-0		.40909 219		2-8-0		201		145		225		.45312 225		14		14				
DIV. I NON-CONF.			11-18-0		.37931 210		0-3-0		212		108		246		.44256 245		17		17				
TOTALS		RPI 1-25		RPI 26-50		W-L RECORDS		RPI 51-100		RPI 101-150		RPI 150+											
18-26-0		1-1-0		0-1-0		OVERALL		2-10-0		1-1-0		14-13-0											
13-13-0		0-0-0		0-1-0		HOME		1-4-0		1-0-0		11-8-0											
5-12-0		1-1-0		0-0-0		AWAY		1-5-0		0-1-0		3-5-0											
0-1-0		0-0-0		0-0-0		NEUTRAL		0-1-0		0-0-0		0-0-0											
11-18-0		1-1-0		0-1-0		NON-CONFERENCE		1-8-0		1-1-0		8-7-0											
9-11-0		0-0-0		0-1-0		HOME		1-4-0		1-0-0		7-6-0											
2-6-0		1-1-0		0-0-		AWAY		0-3-0		0-1-0		1-1-0											
0-1-0		0-0-0		0-0-0		NEUTRAL		0-1-0		0-0-0		0-0-0											
7-8-0		0-0-0		0-0-0		CONFERENCE		1-2-0		0-0-0		6-6-0											
4-2-0		0-0-0		0-0-0		HOME		0-0-0		0-0-0		4-2-0											
3-6-0		0-0-0		0-0-0		AWAY		1-2-0		0-0-0		2-4-0											
0-0-0		0-0-0		0-0-0		NEUTRAL		0-0-0		0-0-0		0-0-0											
RPI	S	Opponent		Score		RPI	S	Opponent		Score		RPI	S	Opponent		Score		RPI	S	Opponent		Score	
16	A	Texas Tech		4	5	45	H	Virginia Tech		0	5	53	A	Florida St.		4	10	108	A	South Fla.		4	6
16	A	Texas Tech		7	5							53	A	Florida St.		8	9	108	H	South Fla.		10	9
												54	N	Michigan		6	16	156	A	FIU		8	5
												67	A	UCF		2	10	170	H	Yale		7	5
												67	H	UCF		4	13	170	H	Yale		3	13
												68	A	Liberty		6	12	170	H	Yale		3	7
												68	A	Liberty		4	15	189	A	Lipscomb		2	3
												68	A	Liberty		3	2	189	A	Lipscomb		8	9
												74	H	Sam Houston St.		3	4	189	A	Lipscomb		3	5
												85	H	Maryland		12	7	199	H	Saint Louis		3	2
												85	H	Maryland		0	7	205	H	Kennesaw St.		4	0
												85	H	Maryland		4	8	205	H	Kennesaw St.		1	2
																		205	H	Kennesaw St.		9	3
																		216	H	Sacred Heart		11	5
																		216	H	Sacred Heart		4	11
																		216	H	Sacred Heart		8	5
																		218	H	NJIT		1	3
																		218	H	NJIT		1	0
																		218	H	NJIT		4	3
																		230	H	Manhattan		2	5
																		244	A	North Ala.		2	6
																		244	A	North Ala.		12	1
																		244	A	North Ala.		13	8
																		250	H	Georgetown		5	4
																		251	H	Siena		7	8
																		251	H	Siena		3	2
																		251	H	Siena		0	5
LAST 10 GAMES				68 A Liberty		6	12	170 H Yale		7	5	244 A North Ala.		13 8									
				68 A Liberty		3	2	108 A South Fla.		4	6	250 H Georgetown		5 4									
				218 H NJIT		1	3	189 A Lipscomb		2	3	251 H Siena		7 8									
				218 H NJIT		1	0	189 A Lipscomb		3	5	251 H Siena		3 2									
				170 H Yale		3	7	189 A Lipscomb		8	9	251 H Siena		0 5									

Non-Div. I Games:

Stetson

RPI	S	Opponent	Score	
269	A	Bethune-Cookman	2	3
269	H	Bethune-Cookman	10	3

Stetson

S
t
e
t
s
o
n

S
t
e
t
s
o
n

Average RPI Win: 244		WON-LOST RECORD		WINNING PCT. RANK		LAST 10 GAMES		STRENGTH OF SCHEDULE		OPP. STRENGTH OF SCHEDULE		TEAM RPI		ADJ RPI		CONF. RPI		ADJ CONF. RPI	
DIV. I ONLY		20-22-0		.47619 170		4-6-0		272		260		226		.45287 226		24		24	
DIV. I NON-CONF.		14-10-0		.58333 105		1-3-0		258		286		166		.49008 166		20		20	
TOTALS		RPI 1-25		RPI 26-50		W-L RECORDS		RPI 51-100		RPI 101-150		RPI 150+							
20-22-0		0-3-0		0-0-0		OVERALL		0-0-0		2-6-0		18-13-0							
7-7-0		0-0-0		0-0-0		HOME		0-0-0		2-2-0		5-5-0							
9-13-0		0-3-0		0-0-0		AWAY		0-0-0		0-4-0		9-6-0							
4-2-0		0-0-0		0-0-0		NEUTRAL		0-0-0		0-0-0		4-2-0							
14-10-0		0-3-0		0-0-0		NON-CONFERENCE		0-0-0		1-1-0		13-6-0							
3-2-0		0-0-0		0-0-0		HOME		0-0-0		1-0-0		2-2-0							
7-6-0		0-3-0		0-0-		AWAY		0-0-0		0-1-0		7-2-0							
4-2-0		0-0-0		0-0-0		NEUTRAL		0-0-0		0-0-0		4-2-0							
6-12-0		0-0-0		0-0-0		CONFERENCE		0-0-0		1-5-0		5-7-0							
4-5-0		0-0-0		0-0-0		HOME		0-0-0		1-2-0		3-3-0							
2-7-0		0-0-0		0-0-0		AWAY		0-0-0		0-3-0		2-4-0							
0-0-0		0-0-0		0-0-0		NEUTRAL		0-0-0		0-0-0		0-0-0							
RPI	S	Opponent		Score		RPI	S	Opponent		Score		RPI	S	Opponent		Score			
10	A	Miami (FL)		2	8							115	A	Stony Brook		3	9		
10	A	Miami (FL)		1	20							115	A	Stony Brook		5	8		
10	A	Miami (FL)		2	3							115	A	Stony Brook		3	4		
												115	H	Stony Brook		3	11		
												115	H	Stony Brook		2	3		
												115	H	Stony Brook		8	6		
												148	A	Navy		4	13		
												148	H	Navy		9	3		
												203	A	Maine		2	9		
												203	A	Maine		4	1		
												203	A	Maine		1	2		
												211	H	Hartford		4	7		
												211	H	Hartford		8	2		
												211	H	Hartford		10	8		
												228	A	George Washington		14	12		
												228	H	George Washington		6	11		
												237	A	Coppin St.		16	2		
												239	A	Delaware		7	4		
												247	A	Albany (NY)		2	7		
												247	A	Albany (NY)		7	1		
												247	A	Albany (NY)		3	4		
						LAST 10 GAMES						249	N	UNC Asheville		12	0		
												249	N	UNC Asheville		3	2		
												249	N	UNC Asheville		14	17		
												253	H	George Mason		9	3		
												254	A	La Salle		5	9		
												258	H	UMass Lowell		8	5		
																		</	

Non-Div. I Games:

UMBC

RPI	S	Opponent	Score	
258	H	UMass Lowell	3	8
258	H	UMass Lowell	2	8
260	A	Towson	7	8
260	H	Towson	2	7
278	N	Delaware St.	5	6
278	N	Delaware St.	3	2
278	N	Delaware St.	10	5
296	A	Mt. St. Mary's	6	5
296	A	Mt. St. Mary's	6	5
296	A	Mt. St. Mary's	10	4
296	A	Mt. St. Mary's	9	4
297	H	UMES	6	1

UMBC

U
M
B
C

U
M
B
C

T
o
l
e
d
o

Toledo

RPI	S	Opponent	Score	
261	H	Oakland	19	8
274	A	Bowling Green	6	10
274	A	Bowling Green	5	6
274	A	Bowling Green	6	9
279	N	Bucknell	7	8
279	N	Bucknell	10	1
279	N	Bucknell	15	6
281	A	Youngstown St.	3	5
284	A	Eastern Mich.	5	6
284	A	Eastern Mich.	5	6
284	A	Eastern Mich.	3	5
298	A	Purdue Fort Wayne	11	7

Toledo

T
o
l
e
d
o

T
o
l
e
d
o

Average RPI Win: 232		WON-LOST	WINNING	LAST 10	STRENGTH OF		OPP. STRENGTH	TEAM	ADJ	CONF.	ADJ CONF.
Average RPI Loss: 167		RECORD	PCT. RANK	GAMES	SCHEDULE		OF SCHEDULE	RPI	RPI	RPI	RPI
DIV. I ONLY		25-20-0	.55556	108	5-5-0		283	227	228	.45261	228
DIV. I NON-CONF.		18-9-0	.66667	57	2-1-0		297	272	233	.45325	233
TOTALS		RPI 1-25	RPI 26-50		W-L RECORDS		RPI 51-100		RPI 101-150		RPI 150+
25-20-0	0-0-0	0-0-0		OVERALL		1-5-0		3-5-0		21-10-0	
17-11-0	0-0-0	0-0-0		HOME		0-0-0		2-2-0		15-9-0	
8-9-0	0-0-0	0-0-0		AWAY		1-5-0		1-3-0		6-1-0	
0-0-0	0-0-0	0-0-0		NEUTRAL		0-0-0		0-0-0		0-0-0	
18-9-0	0-0-0	0-0-0		NON-CONFERENCE		0-3-0		1-1-0		17-5-0	
14-5-0	0-0-0	0-0-0		HOME		0-0-0		1-0-0		13-5-0	
4-4-0	0-0-0	0-0-0		AWAY		0-3-0		0-1-0		4-0-0	
0-0-0	0-0-0	0-0-0		NEUTRAL		0-0-0		0-0-0		0-0-0	
7-11-0	0-0-0	0-0-0		CONFERENCE		1-2-0		2-4-0		4-5-0	
3-6-0	0-0-0	0-0-0		HOME		0-0-0		1-2-0		2-4-0	
4-5-0	0-0-0	0-0-0		AWAY		1-2-0		1-2-0		2-1-0	
0-0-0	0-0-0	0-0-0		NEUTRAL		0-0-0		0-0-0		0-0-0	
RPI S	Opponent	Score	RPI S	Opponent	Score	RPI S	Opponent	Score	RPI S	Opponent	Score
						73 A	VCU	3 4	109 A	William & Mary	1 2
						73 A	VCU	2 1	109 H	William & Mary	8 4
						73 A	VCU	7 9	133 A	Massachusetts	0 8
						81 A	Tulane	6 7	133 A	Massachusetts	4 10
						81 A	Tulane	2 3	133 A	Massachusetts	4 2
						81 A	Tulane	6 16	140 H	Rhode Island	1 6
									140 H	Rhode Island	4 3
									140 H	Rhode Island	1 19
									172 H	Davidson	6 5
									172 H	Davidson	0 3
									172 H	Davidson	5 6
									191 H	Penn	8 4
									226 A	UMBC	11 6
									226 H	UMBC	12 14
									230 H	Manhattan	18 7
									230 H	Manhattan	7 6
									230 H	Manhattan	8 12
									231 H	Saint Joseph's	2 4
									231 H	Saint Joseph's	12 18
									231 H	Saint Joseph's	10 4
									237 A	Coppin St.	7 1
									250 A	Georgetown	18 6
									250 H	Georgetown	4 14
									253 A	George Mason	2 13
									253 A	George Mason	8 5
									253 A	George Mason	16 7
									258 H	UMass Lowell	5 4
LAST 10 GAMES											
			191 H	Penn	8 4				172 H	Davidson	5 6
			73 A	VCU	7 9				172 H	Davidson	6 5
			73 A	VCU	3 4				172 H	Davidson	0 3
			73 A	VCU	2 1				109 A	William & Mary	1 2
			250 A	Georgetown	18 6				133 A	Massachusetts	4 2

Non-Div. I Games:

George Washington

RPI	S	Opponent	Score	
258	H	UMass Lowell	9	6
258	H	UMass Lowell	1	12
260	A	Towson	4	3
260	H	Towson	13	8
278	H	Delaware St.	18	1
280	H	Iona	6	2
280	H	Iona	2	8
280	H	Iona	15	7
297	H	UMES	15	3
299	H	Saint Peter's	7	5
299	H	Saint Peter's	9	0
299	H	Saint Peter's	20	0

George Washington

G
e
o
r
g
e
W
a
s
h
i
n
g
t
o
n

G
e
o
r
g
e
W
a
s
h
i
n
g
t
o
n

Average RPI Win: 182		WON-LOST	WINNING	LAST 10	STRENGTH OF		OPP. STRENGTH	TEAM	ADJ	CONF.	ADJ CONF.
Average RPI Loss: 104		RECORD	PCT. RANK	GAMES	SCHEDULE		OF SCHEDULE	RPI	RPI	RPI	RPI
DIV. I ONLY		12-32-0	.27273	275	2-8-0		91	125	229	.45179	229
DIV. I NON-CONF.		8-15-0	.34783	218	1-2-0		45	208	192	.47603	192
TOTALS		RPI 1-25	RPI 26-50		W-L RECORDS		RPI 51-100		RPI 101-150		RPI 150+
12-32-0		0-5-0	0-0-0		OVERALL		1-8-0		2-13-0		9-6-0
8-19-0		0-3-0	0-0-0		HOME		1-8-0		2-7-0		5-1-0
4-13-0		0-2-0	0-0-0		AWAY		0-0-0		0-6-0		4-5-0
0-0-0		0-0-0	0-0-0		NEUTRAL		0-0-0		0-0-0		0-0-0
8-15-0		0-5-0	0-0-0		NON-CONFERENCE		0-3-0		1-2-0		7-5-0
6-9-0		0-3-0	0-0-0		HOME		0-3-0		1-2-0		5-1-0
2-6-0		0-2-0	0-0-0		AWAY		0-0-0		0-0-0		2-4-0
0-0-0		0-0-0	0-0-0		NEUTRAL		0-0-0		0-0-0		0-0-0
4-17-0		0-0-0	0-0-0		CONFERENCE		1-5-0		1-11-0		2-1-0
2-10-0		0-0-0	0-0-0		HOME		1-5-0		1-5-0		0-0-0
2-7-0		0-0-0	0-0-0		AWAY		0-0-0		0-6-0		2-1-0
0-0-0		0-0-0	0-0-0		NEUTRAL		0-0-0		0-0-0		0-0-0
RPI S	Opponent	Score	RPI S	Opponent	Score	RPI S	Opponent	Score	RPI S	Opponent	Score
6 A	Georgia	1 11				58 H	Coastal Caro.	5 6	104 A	South Alabama	2 4
6 H	Georgia	3 6				58 H	Coastal Caro.	2 27	104 A	South Alabama	7 9
8 A	Georgia Tech	3 7				58 H	Coastal Caro.	15 11	104 A	South Alabama	7 10
8 H	Georgia Tech	0 10				80 H	UT Arlington	6 14	107 A	Little Rock	2 6
17 H	West Virginia	2 8				80 H	UT Arlington	3 4	107 A	Little Rock	2 3
						80 H	UT Arlington	2 4	107 A	Little Rock	1 9
						92 H	Samford	6 8	116 H	Troy	12 5
						92 H	Samford	2 13	116 H	Troy	5 10
						92 H	Samford	1 2	116 H	Troy	6 10
									127 H	ETSU	6 5
									127 H	ETSU	1 5
									127 H	ETSU	2 8
									135 H	La.-Monroe	3 10
									135 H	La.-Monroe	8 16
									135 H	La.-Monroe	3 9
									152 A	Appalachian St.	3 9
									152 A	Appalachian St.	2 0
									152 A	Appalachian St.	17 6
									160 H	Richmond	6 13
									166 A	Mercer	11 14
									166 H	Mercer	4 2
									182 A	Furman	3 4
									182 H	Furman	10 8
									205 A	Kennesaw St.	10 12
									205 H	Kennesaw St.	9 7
									220 H	UIC	9 5
									264 A	Charleston So.	7 6
			LAST 10 GAMES								
			264 A	Charleston So.	15 6				205 A	Kennesaw St.	10 12
			58 H	Coastal Caro.	15 11				104 A	South Alabama	7 10
			58 H	Coastal Caro.	5 6				104 A	South Alabama	2 4
			58 H	Coastal Caro.	2 27				104 A	South Alabama	7 9
			182 A	Furman	3 4				283 H	Savannah St.	5 1

Non-Div. I Games: Ga. Southwestern 9 5

Georgia St.

RPI	S	Opponent	Score	
264	A	Charleston So.	2	5
264	A	Charleston So.	15	6
283	H	Savannah St.	5	1

Georgia St.

G
e
o
r
g
i
a
S
t
.

G
e
o
r
g
i
a
S
t
.

Average RPI Win: 234		WON-LOST	WINNING	LAST 10	STRENGTH OF		OPP. STRENGTH	TEAM	ADJ	CONF.	ADJ CONF.
Average RPI Loss: 167		RECORD	PCT. RANK	GAMES	SCHEDULE		OF SCHEDULE	RPI	RPI	RPI	RPI
DIV. I ONLY		17-27-0	.38636	229	4-6-0		215	263	230	.45155	230
DIV. I NON-CONF.		7-22-0	.24138	264	0-3-0		180	274	254	.43627	254
TOTALS		RPI 1-25	RPI 26-50		W-L RECORDS		RPI 51-100		RPI 101-150		RPI 150+
17-27-0	0-0-0	0-1-0		OVERALL		0-5-0		1-2-0		16-19-0	
9-6-0	0-0-0	0-0-0		HOME		0-0-0		1-2-0		8-4-0	
8-19-0	0-0-0	0-0-0		AWAY		0-4-0		0-0-0		8-15-0	
0-2-0	0-0-0	0-1-0		NEUTRAL		0-1-0		0-0-0		0-0-0	
7-22-0	0-0-0	0-1-0		NON-CONFERENCE		0-5-0		0-0-0		7-16-0	
2-4-0	0-0-0	0-0-0		HOME		0-0-0		0-0-0		2-4-0	
5-16-0	0-0-0	0-0-		AWAY		0-4-0		0-0-0		5-12-0	
0-2-0	0-0-0	0-1-0		NEUTRAL		0-1-0		0-0-0		0-0-0	
10-5-0	0-0-0	0-0-0		CONFERENCE		0-0-0		1-2-0		9-3-0	
7-2-0	0-0-0	0-0-0		HOME		0-0-0		1-2-0		6-0-0	
3-3-0	0-0-0	0-0-0		AWAY		0-0-0		0-0-0		3-3-0	
0-0-0	0-0-0	0-0-0		NEUTRAL		0-0-0		0-0-0		0-0-0	
RPI S	Opponent	Score	RPI S	Opponent	Score	RPI S	Opponent	Score	RPI S	Opponent	Score
			45 N	Virginia Tech	3 15	54 A	Michigan	0 4	125 H	Marist	4 11
						54 A	Michigan	2 23	125 H	Marist	4 6
						54 A	Michigan	1 5	125 H	Marist	14 4
						54 A	Michigan	7 16	152 A	Appalachian St.	2 5
						74 N	Sam Houston St.	7 12	152 A	Appalachian St.	5 4
									152 A	Appalachian St.	5 14
									161 A	Canisius	2 3
									161 A	Canisius	4 10
									161 A	Canisius	5 4
									163 A	Columbia	2 7
									179 A	Army West Point	1 4
									179 A	Army West Point	6 12
									197 A	Fordham	0 9
									215 A	Hofstra	0 2
									215 H	Hofstra	1 4
									218 H	NJIT	7 9
									225 A	Stetson	5 2
									228 A	George Washington	12 8
									228 A	George Washington	7 18
									228 A	George Washington	6 7
									232 A	LIU Brooklyn	3 2
									232 H	LIU Brooklyn	4 6
									235 A	Wagner	2 3
									247 H	Albany (NY)	5 3
									247 H	Albany (NY)	6 4
									247 H	Albany (NY)	2 5
									251 H	Siena	2 1
LAST 10 GAMES											
			247 H	Albany (NY)	2 5	280 H	Iona	5 0			
			54 A	Michigan	1 5	161 A	Canisius	5 4			
			253 A	George Mason	3 6	179 A	Army West Point	1 4			
			247 H	Albany (NY)	6 4	54 A	Michigan	7 16			
			125 H	Marist	4 11	251 H	Siena	2 1			

Non-Div. I Games:

Manhattan

RPI	S	Opponent	Score	
251	H	Siena	8	4
251	H	Siena	10	7
253	A	George Mason	3	2
253	A	George Mason	3	4
253	A	George Mason	3	6
259	A	Monmouth	2	5
259	A	Monmouth	5	2
259	A	Monmouth	6	2
280	H	Iona	5	0
280	H	Iona	7	4
280	H	Iona	5	2

Manhattan

M
a
n
h
a
t
t
a
n

M
a
n
h
a
t
t
a
n

Average RPI Win:	239	WON-LOST RECORD	WINNING PCT. RANK	LAST 10 GAMES	STRENGTH OF SCHEDULE	OPP. STRENGTH OF SCHEDULE	TEAM RPI	ADJ RPI	CONF. RPI	ADJ CONF. RPI		
DIV. I ONLY		16-23-0	.41026	217	4-6-0	225	280	231	.44972	231	20	20
DIV. I NON-CONF.		8-16-0	.33333	223	1-3-0	274	273	275	.4162	275	24	24
<hr/>												
TOTALS	RPI 1-25	RPI 26-50		W-L RECORDS		RPI 51-100		RPI 101-150		RPI 150+		
16-23-0	0-0-0	0-0-0		OVERALL		0-2-0		0-2-0		16-19-0		
6-4-0	0-0-0	0-0-0		HOME		0-0-0		0-0-0		6-4-0		
6-10-0	0-0-0	0-0-0		AWAY		0-0-0		0-0-0		6-10-0		
4-9-0	0-0-0	0-0-0		NEUTRAL		0-2-0		0-2-0		4-5-0		
8-16-0	0-0-0	0-0-0		NON-CONFERENCE		0-2-0		0-2-0		8-12-0		
1-3-0	0-0-0	0-0-0		HOME		0-0-0		0-0-0		1-3-0		
3-4-0	0-0-0	0-0-		AWAY		0-0-0		0-0-0		3-4-0		
4-9-0	0-0-0	0-0-0		NEUTRAL		0-2-0		0-2-0		4-5-0		
8-7-0	0-0-0	0-0-0		CONFERENCE		0-0-0		0-0-0		8-7-0		
5-1-0	0-0-0	0-0-0		HOME		0-0-0		0-0-0		5-1-0		
3-6-0	0-0-0	0-0-0		AWAY		0-0-0		0-0-0		3-6-0		
0-0-0	0-0-0	0-0-0		NEUTRAL		0-0-0		0-0-0		0-0-0		
RPI	S	Opponent	Score	RPI	S	Opponent	Score	RPI	S	Opponent	Score	

Non-Div. I Games:

Saint Joseph's

Saint Joseph's

Average RPI Win:		221	WON-LOST RECORD		WINNING PCT. RANK		LAST 10 GAMES		STRENGTH OF SCHEDULE		OPP. STRENGTH OF SCHEDULE		TEAM RPI		ADJ RPI		CONF. RPI		ADJ CONF. RPI	
DIV. I ONLY			18-23-0		.43902 201		6-4-0		263		271		232		.44971 232		28		28	
DIV. I NON-CONF.			10-13-0		.43478 183		3-0-0		219		264		181		.48219 181		29		29	
TOTALS		RPI 1-25		RPI 26-50		W-L RECORDS		RPI 51-100		RPI 101-150		RPI 150+								
18-23-0		1-0-0		0-0-0		OVERALL		1-2-0		1-8-0		15-13-0								
7-7-0		0-0-0		0-0-0		HOME		1-2-0		1-0-0		5-5-0								
10-14-0		1-0-0		0-0-0		AWAY		0-0-0		0-8-0		9-6-0								
1-2-0		0-0-0		0-0-0		NEUTRAL		0-0-0		0-0-0		1-2-0								
10-13-0		1-0-0		0-0-0		NON-CONFERENCE		0-0-0		1-8-0		8-5-0								
4-1-0		0-0-0		0-0-0		HOME		0-0-0		1-0-0		3-1-0								
6-12-0		1-0-0		0-0-		AWAY		0-0-0		0-8-0		5-4-0								
0-0-0		0-0-0		0-0-0		NEUTRAL		0-0-0		0-0-0		0-0-0								
8-10-0		0-0-0		0-0-0		CONFERENCE		1-2-0		0-0-0		7-8-0								
3-6-0		0-0-0		0-0-0		HOME		1-2-0		0-0-0		2-4-0								
4-2-0		0-0-0		0-0-0		AWAY		0-0-0		0-0-0		4-2-0								
1-2-0		0-0-0		0-0-0		NEUTRAL		0-0-0		0-0-0		1-2-0								
RPI	S	Opponent		Score		RPI	S	Opponent		Score		RPI	S	Opponent		Score				
6	A	Georgia		1 0								111	A	FGCU		1 10				
								56 H Bryant		2 10		111	A	FGCU		1 9				
								56 H Bryant		2 4		111	A	FGCU		0 10				
								56 H Bryant		5 4		111	A	FGCU		3 9				
												115	A	Stony Brook		7 6				
												115	H	Stony Brook		10 11				
												123	A	St. John's (NY)		2 7				
												127	A	ETSU		3 10				
												127	A	ETSU		2 7				
												127	A	ETSU		4 3				
												190	H	Fairfield		4 8				
												198	A	Lamar University		1 2				
												198	A	Lamar University		2 6				
												198	A	Lamar University		10 1				
												215	A	Hofstra		10 3				
												216	H	Sacred Heart		10 17				
												216	H	Sacred Heart		3 9				
												216	H	Sacred Heart		3 4				
												216	N	Sacred Heart		3 2				
												216	N	Sacred Heart		5 6				
												216	N	Sacred Heart		6 4				
												230	A	Manhattan		2 3				
												230	H	Manhattan		5 0				
												235	A	Wagner		14 8				
												235	A	Wagner		4 6				
												235	A	Wagner		13 2				
												251	H	Siena		16 8				
												280	H	Iona						

Non-Div. I Games:

LIU Brooklyn

RPI	S	Opponent	Score	
286	A	Villanova	11	3
286	A	Villanova	3	0
286	A	Villanova	4	1
288	A	Rider	5	6
293	A	Fairleigh Dickinson	13	8
293	A	Fairleigh Dickinson	2	17
293	A	Fairleigh Dickinson	5	3
296	H	Mt. St. Mary's	3	5
296	H	Mt. St. Mary's	5	1
296	H	Mt. St. Mary's	5	9

[illegible]

Non-Div. I Games:

Princeton

RPI	S	Opponent	Score	
259	A	Monmouth	6	11
286	A	Villanova	6	4
288	H	Rider	11	0

Princeton

P
r
i
n
c
e
t
o
n

P
r
i
n
c
e
t
o
n

Non-Div. I Games:

SIUE

RPI	S	Opponent	Score	
243	H	Valparaiso	0	8
257	A	Tennessee Tech	9	8
257	A	Tennessee Tech	6	12
257	A	Tennessee Tech	6	7
268	A	Western Ill.	15	2
268	H	Western Ill.	13	3
273	H	Southeast Mo. St.	9	3
273	H	Southeast Mo. St.	3	2
273	H	Southeast Mo. St.	6	8

SIUE

S
I
U
E

S
I
U
E

Average RPI Win: 249		WON-LOST	WINNING	LAST 10	STRENGTH OF		OPP. STRENGTH	TEAM	ADJ	CONF.	ADJ CONF.
Average RPI Loss: 152		RECORD	PCT. RANK	GAMES	SCHEDULE		OF SCHEDULE	RPI	RPI	RPI	RPI
DIV. I ONLY		15-24-0	.38462	231	5-5-0		228	278	235	.44873	235
DIV. I NON-CONF.		7-14-0	.33333	223	2-0-0		204	254	222	.45816	222
TOTALS		RPI 1-25	RPI 26-50		W-L RECORDS		RPI 51-100		RPI 101-150		RPI 150+
15-24-0	0-0-0	0-0-0		OVERALL		1-10-0		0-4-0		14-10-0	
6-7-0	0-0-0	0-0-0		HOME		0-3-0		0-0-0		6-4-0	
9-16-0	0-0-0	0-0-0		AWAY		1-7-0		0-4-0		8-5-0	
0-1-0	0-0-0	0-0-0		NEUTRAL		0-0-0		0-0-0		0-1-0	
7-14-0	0-0-0	0-0-0		NON-CONFERENCE		1-7-0		0-4-0		6-3-0	
3-1-0	0-0-0	0-0-0		HOME		0-0-0		0-0-0		3-1-0	
4-12-0	0-0-0	0-0-		AWAY		1-7-0		0-4-0		3-1-0	
0-1-0	0-0-0	0-0-0		NEUTRAL		0-0-0		0-0-0		0-1-0	
8-10-0	0-0-0	0-0-0		CONFERENCE		0-3-0		0-0-0		8-7-0	
3-6-0	0-0-0	0-0-0		HOME		0-3-0		0-0-0		3-3-0	
5-4-0	0-0-0	0-0-0		AWAY		0-0-0		0-0-0		5-4-0	
0-0-0	0-0-0	0-0-0		NEUTRAL		0-0-0		0-0-0		0-0-0	
RPI S	Opponent	Score	RPI S	Opponent	Score	RPI S	Opponent	Score	RPI S	Opponent	Score
						56 H Bryant	2	3	127 A ETSU	3	4
						56 H Bryant	4	5	127 A ETSU	1	7
						56 H Bryant	6	8	127 A ETSU	1	6
						65 A Virginia	9	18	149 A Rutgers	10	11
						65 A Virginia	0	14	197 A Fordham	3	2
						83 A San Diego	1	3	210 H Seton Hall	7	11
						83 A San Diego	9	15	210 N Seton Hall	0	10
						83 A San Diego	0	14	216 A Sacred Heart	7	4
						88 A Elon	6	16	216 A Sacred Heart	8	11
						88 A Elon	6	10	216 A Sacred Heart	5	4
						88 A Elon	7	6	221 A Central Conn. St.	6	7
									221 A Central Conn. St.	4	2
									221 A Central Conn. St.	3	10
									230 H Manhattan	3	2
									232 H LIU Brooklyn	0	5
									232 H LIU Brooklyn	6	4
									232 H LIU Brooklyn	8	14
									259 A Monmouth	13	4
									259 A Monmouth	2	6
									288 H Rider	9	1
									296 A Mt. St. Mary's	8	9
									296 A Mt. St. Mary's	8	2
									296 A Mt. St. Mary's	8	4
									296 H Mt. St. Mary's	5	6
									296 H Mt. St. Mary's	4	0
									296 H Mt. St. Mary's	9	8
									299 A Saint Peter's	17	6
LAST 10 GAMES											
						56 H Bryant	6	8	88 A Elon	7	6
						56 H Bryant	4	5	88 A Elon	6	10
						216 A Sacred Heart	8	11	127 A ETSU	1	6
						216 A Sacred Heart	7	4	56 H Bryant	2	3
						65 A Virginia	0	14	230 H Manhattan	3	2

Non-Div. I Games:

Wagner

RPI	S	Opponent	Score
299	H	Saint Peter's	13 3

Wagner

Average RPI Win:		218	WON-LOST RECORD		WINNING PCT. RANK	LAST 10 GAMES		STRENGTH OF SCHEDULE		OPP. STRENGTH OF SCHEDULE	TEAM RPI	ADJ RPI	CONF. RPI	ADJ CONF. RPI					
Average RPI Loss:		120																	
DIV. I ONLY			15-23-0		.39474	225	5-5-0		214	155	236	.44862	236	13	13				
DIV. I NON-CONF.			9-14-0		.3913	203	2-2-0		221	204	237	.45086	236	12	12				
TOTALS		RPI 1-25		RPI 26-50		W-L RECORDS		RPI 51-100		RPI 101-150		RPI 150+							
15-23-0		1-3-0		0-3-0		OVERALL		0-3-0		1-4-0		13-10-0							
12-8-0		0-0-0		0-0-0		HOME		0-0-0		0-2-0		12-6-0							
3-15-0		1-3-0		0-3-0		AWAY		0-3-0		1-2-0		1-4-0							
0-0-0		0-0-0		0-0-0		NEUTRAL		0-0-0		0-0-0		0-0-0							
9-14-0		1-0-0		0-3-0		NON-CONFERENCE		0-3-0		1-4-0		7-4-0							
7-4-0		0-0-0		0-0-0		HOME		0-0-0		0-2-0		7-2-0							
2-10-0		1-0-0		0-0-		AWAY		0-3-0		1-2-0		0-2-0							
0-0-0		0-0-0		0-0-0		NEUTRAL		0-0-0		0-0-0		0-0-0							
6-9-0		0-3-0		0-0-0		CONFERENCE		0-0-0		0-0-0		6-6-0							
5-4-0		0-0-0		0-0-0		HOME		0-0-0		0-0-0		5-4-0							
1-5-0		0-3-0		0-0-0		AWAY		0-0-0		0-0-0		1-2-0							
0-0-0		0-0-0		0-0-0		NEUTRAL		0-0-0		0-0-0		0-0-0							
RPI	S	Opponent		Score		RPI	S	Opponent		Score		RPI	S	Opponent		Score			
13	A	UC Santa Barbara		8	9	42	A	Arizona St.		2	3	59	A	Pepperdine		0	1		
13	A	UC Santa Barbara		3	4	42	A	Arizona St.		2	17	59	A	Pepperdine		0	4		
13	A	UC Santa Barbara		0	7	42	A	Arizona St.		3	13	59	A	Pepperdine		3	15		
19	A	Stanford		8	6							105	A	San Francisco		4	2		
												105	H	San Francisco		14	19		
												120	A	Sacramento St.		2	8		
												121	A	Nevada		3	7		
												121	H	Nevada		4	5		
												155	A	Pacific		8	13		
												155	H	Pacific		7	0		
												155	H	Pacific		9	11		
												157	H	Cal Poly		5	8		
												157	H	Cal Poly		5	6		
												157	H	Cal Poly		1	5		
												180	H	UC Riverside		3	4		
												180	H	UC Riverside		10	2		
												180	H	UC Riverside		8	6		
												214	A	Hawaii		5	9		
												214	A	Hawaii		6	3		
												214	A	Hawaii		6	13		
												245	H	Long Beach St.		3	2		
												245	H	Long Beach St.		6	4		
												245	H	Long Beach St.		6	5		
												275	H	Utah Valley		9	11		
												275	H	Utah Valley		7	4		
												275	H	Utah Valley		4	2		
												275	H	Utah Valley		7	1		
												276	A	Santa Clara		0	9		
												287	H	Northern Colo.		11	2		
												287	H	Northern Colo.		12	0		

RPI	S	Opponent	Score	
287	H	Northern Colo.	9	2

UC Davis

U
C
D
a
v
i
s

U
C
D
a
v
i
s

Average RPI Win: Average RPI Loss:	278 239	WON-LOST RECORD	WINNING PCT. RANK	LAST 10 GAMES		STRENGTH OF SCHEDULE	OPP. STRENGTH OF SCHEDULE	TEAM RPI	ADJ RPI	CONF. RPI	ADJ CONF. RPI
DIV. I ONLY		24-17-0	.58537 87	7-3-0		296	292	237	.44809 237	30	30
DIV. I NON-CONF.		6-10-0	.375 212	2-1-0		263	290	259	.43352 259	31	31
TOTALS	RPI 1-25		RPI 26-50		W-L RECORDS		RPI 51-100			RPI 101-150	RPI 150+
24-17-0	0-0-0		0-0-0		OVERALL		0-0-0			0-2-0	24-15-0
11-5-0	0-0-0		0-0-0		HOME		0-0-0			0-0-0	11-5-0
11-11-0	0-0-0		0-0-0		AWAY		0-0-0			0-2-0	11-9-0
2-1-0	0-0-0		0-0-0		NEUTRAL		0-0-0			0-0-0	2-1-0
6-10-0	0-0-0		0-0-0		NON-CONFERENCE		0-0-0			0-2-0	6-8-0
1-3-0	0-0-0		0-0-0		HOME		0-0-0			0-0-0	1-3-0
3-6-0	0-0-0		0-0-		AWAY		0-0-0			0-2-0	3-4-0
2-1-0	0-0-0		0-0-0		NEUTRAL		0-0-0			0-0-0	2-1-0
18-7-0	0-0-0		0-0-0		CONFERENCE		0-0-0			0-0-0	18-7-0
10-2-0	0-0-0		0-0-0		HOME		0-0-0			0-0-0	10-2-0
8-5-0	0-0-0		0-0-0		AWAY		0-0-0			0-0-0	8-5-0
0-0-0	0-0-0		0-0-0		NEUTRAL		0-0-0			0-0-0	0-0-0
RPI S	Opponent	Score	RPI S	Opponent	Score	RPI S	Opponent	Score	RPI S	Opponent	Score
									148 A Navy		4 5
									148 A Navy		3 5
									194 A Charlotte		4 14
									194 A Charlotte		9 3
									194 A Charlotte		3 7
									226 H UMBC		2 16
									228 H George Washington		1 7
									247 N Albany (NY)		6 2
									247 N Albany (NY)		0 4
									247 N Albany (NY)		15 3
									250 A Georgetown		5 14
									250 H Georgetown		3 4
									252 A Lehigh		3 12
									260 A Towson		5 2
									262 A Norfolk St.		3 4
									262 A Norfolk St.		5 0
									262 A Norfolk St.		0 6
									262 H Norfolk St.		12 6
									262 H Norfolk St.		5 3
									262 H Norfolk St.		7 8
									278 A Delaware St.		12 11
					LAST 10 GAMES				278 A Delaware St.		1 5
			297 H UMES		9 7		283 A Savannah St.	10 8	278 A Delaware St.		10 5
			297 H UMES		11 7		283 A Savannah St.	8 7	278 H Delaware St.		0 10
			297 A UMES		5 4		262 A Norfolk St.	3 4	278 H Delaware St.		14 4
			297 A UMES		2 3		194 A Charlotte	3 7	278 H Delaware St.		11 5
			247 N Albany (NY)		0 4		297 H UMES	14 4	283 A Savannah St.		3 10

Non-Div. I Games:

Coppin St.




RPI	S	Opponent	Score	
283	A	Savannah St.	11	5
283	A	Savannah St.	10	8
283	A	Savannah St.	8	7
296	A	Mt. St. Mary's	4	2
296	H	Mt. St. Mary's	13	10
297	A	UMES	8	1
297	A	UMES	2	3
297	A	UMES	5	4
297	H	UMES	9	7
297	H	UMES	12	2
297	H	UMES	17	5
297	H	UMES	14	4
297	H	UMES	9	2
297	H	UMES	11	7

Coppin St.

C
o
p
p
i
n
s
t
.

C
o
p
p
i
n
s
t
.

Non-Div. I Games:

 Tie,  Loss,  Non-Conf, S Site, H Home, A Away, N Neutral Page 352

RPI	S	Opponent	Score
227	H	Toledo	8 12
227	H	Toledo	16 5
248	A	Northern Ill.	1 5
248	A	Northern Ill.	2 5
248	A	Northern Ill.	6 7
274	H	Bowling Green	12 4
274	H	Bowling Green	12 2
274	H	Bowling Green	3 7
281	A	Youngstown St.	3 2
284	A	Eastern Mich.	6 1
284	A	Eastern Mich.	6 3
284	A	Eastern Mich.	8 2

Ohio

D
e
l
a
w
a
r
e

RPI	S	Opponent	Score	
260	A	Towson	10	3
278	H	Delaware St.	13	2
286	H	Villanova	4	8
286	H	Villanova	5	3
288	H	Rider	6	1
297	H	UMES	8	2

Delaware

D
e
l
a
w
a
r
e

D
e
l
a
w
a
r
e

[illegible]

Non-Div. I Games:

CSU Bakersfield

RPI	S	Opponent	Score	
275	H	Utah Valley	9	6
275	H	Utah Valley	3	5
276	H	Santa Clara	8	4
276	H	Santa Clara	4	2
276	H	Santa Clara	1	3
276	H	Santa Clara	3	1
287	H	Northern Colo.	6	2
287	H	Northern Colo.	7	9
287	H	Northern Colo.	16	4
293	H	Fairleigh Dickinson	12	2
293	H	Fairleigh Dickinson	5	4
293	H	Fairleigh Dickinson	17	2
293	H	Fairleigh Dickinson	9	4

CSU Bakersfield

C
S
U
B
a
k
e
r
s
f
i
e
l
d

C
S
U
B
a
k
e
r
s
f
i
e
l
d

Average RPI Win: 267		WON-LOST	WINNING	LAST 10	STRENGTH OF		OPP. STRENGTH	TEAM	ADJ		CONF.	ADJ CONF.
Average RPI Loss: 183		RECORD	PCT. RANK	GAMES	SCHEDULE		OF SCHEDULE	RPI	RPI		RPI	RPI
DIV. I ONLY		22-20-0	.52381	131	294		277	239	.446		241	31
DIV. I NON-CONF.		2-9-0	.18182	283	69		49	205	.46807		210	30
TOTALS		RPI 1-25	RPI 26-50		W-L RECORDS		RPI 51-100		RPI 101-150		RPI 150+	
22-20-0		0-3-0	0-0-0		OVERALL		0-0-0		0-0-0		22-17-0	
11-4-0		0-0-0	0-0-0		HOME		0-0-0		0-0-0		11-4-0	
9-15-0		0-3-0	0-0-0		AWAY		0-0-0		0-0-0		9-12-0	
2-1-0		0-0-0	0-0-0		NEUTRAL		0-0-0		0-0-0		2-1-0	
2-9-0		0-3-0	0-0-0		NON-CONFERENCE		0-0-0		0-0-0		2-6-0	
0-0-0		0-0-0	0-0-0		HOME		0-0-0		0-0-0		0-0-0	
1-9-0		0-3-0	0-0-		AWAY		0-0-0		0-0-0		1-6-0	
1-0-0		0-0-0	0-0-0		NEUTRAL		0-0-0		0-0-0		1-0-0	
20-11-0		0-0-0	0-0-0		CONFERENCE		0-0-0		0-0-0		20-11-0	
11-4-0		0-0-0	0-0-0		HOME		0-0-0		0-0-0		11-4-0	
8-6-0		0-0-0	0-0-0		AWAY		0-0-0		0-0-0		8-6-0	
1-1-0		0-0-0	0-0-0		NEUTRAL		0-0-0		0-0-0		1-1-0	
RPI S	Opponent	Score	RPI S	Opponent	Score	RPI S	Opponent	Score	RPI S	Opponent	Score	
3 A	Arkansas	3 17							153 A	SFA	2 6	
4 A	Mississippi St.	1 18							154 A	Nicholls St.	2 7	
15 A	LSU	0 9							154 A	Nicholls St.	1 6	
									154 A	Nicholls St.	5 16	
									196 A	Abilene Christian	5 23	
									196 A	Abilene Christian	4 7	
									196 A	Abilene Christian	8 7	
									201 N	Eastern Ky.	7 4	
									206 A	Southern U.	8 18	
									206 A	Southern U.	13 15	
									206 A	Southern U.	8 13	
									206 H	Southern U.	21 16	
									206 H	Southern U.	3 15	
									206 H	Southern U.	12 0	
									206 N	Southern U.	5 6	
									246 A	Texas Southern	8 11	
									246 A	Texas Southern	7 2	
									246 A	Texas Southern	8 4	
									246 H	Texas Southern	6 2	
									246 H	Texas Southern	3 7	
									246 H	Texas Southern	12 2	
									263 A	Jackson St.	2 10	
									263 H	Jackson St.	2 4	
									267 N	Alabama St.	3 1	
									290 H	Mississippi Val.	9 7	
									291 A	Ark.-Pine Bluff	10 8	
									291 A	Ark.-Pine Bluff	19 2	
LAST 10 GAMES			LAST 10 GAMES			LAST 10 GAMES			LAST 10 GAMES			
291 A	Ark.-Pine Bluff	19 2	246 A	Texas Southern	7 2	263 A	Jackson St.	2 10	263 H	Jackson St.	2 4	
291 A	Ark.-Pine Bluff	10 8	246 H	Texas Southern	6 2	267 N	Alabama St.	3 1	290 H	Mississippi Val.	9 7	
295 H	Prairie View	7 10	246 H	Texas Southern	3 7	290 H	Mississippi Val.	9 7	291 A	Ark.-Pine Bluff	10 8	
295 H	Prairie View	7 4	154 A	Nicholls St.	2 7	291 A	Ark.-Pine Bluff	10 8	291 A	Ark.-Pine Bluff	19 2	
246 A	Texas Southern	8 4	154 A	Nicholls St.	5 16	291 A	Ark.-Pine Bluff	19 2				

Non-Div. I Games: Wiley 3 5 Wiley 8 3

Grambling

RPI	S	Opponent	Score	
291	A	Ark.-Pine Bluff	14	11
291	H	Ark.-Pine Bluff	11	0
291	H	Ark.-Pine Bluff	4	1
291	H	Ark.-Pine Bluff	5	4
294	A	Alcorn	14	7
294	H	Alcorn	8	7
295	A	Prairie View	9	1
295	A	Prairie View	13	11
295	A	Prairie View	15	18
295	H	Prairie View	8	4
295	H	Prairie View	7	4
295	H	Prairie View	7	10

Grambling

G
r
a
m
b
l
i
n
g

G
r
a
m
b
l
i
n
g

North Dakota
Dakota
South Dakota

North Dakota St.

RPI	S	Opponent	Score	
298	A	Purdue Fort Wayne	5	4
298	A	Purdue Fort Wayne	17	8

North Dakota St.

N
o
r
t
h
D
a
k
o
t
a
S
t
.

N
o
r
t
h
D
a
k
o
t
a
S
t
.

Average RPI Win:	184	WON-LOST	WINNING	LAST 10	STRENGTH OF	OPP. STRENGTH	TEAM	ADJ	CONF.	ADJ CONF.	
Average RPI Loss:	124	RECORD	PCT. RANK	GAMES	SCHEDULE	OF SCHEDULE	RPI	RPI	RPI	RPI	
DIV. I ONLY	9-29-0	.23684	286	3-7-0	122	166	244	.44512	243	6	6
DIV. I NON-CONF.	7-19-0	.26923	253	2-3-0	245	256	266	.42661	266	6	6
TOTALS	RPI 1-25	RPI 26-50	W-L RECORDS		RPI 51-100	RPI 101-150		RPI 150+			
9-29-0	0-0-0	2-10-0	OVERALL		0-4-0	0-4-0		7-11-0			
4-6-0	0-0-0	2-4-0	HOME		0-0-0	0-0-0		2-2-0			
3-22-0	0-0-0	0-6-0	AWAY		0-4-0	0-4-0		3-8-0			
2-1-0	0-0-0	0-0-0	NEUTRAL		0-0-0	0-0-0		2-1-0			
7-19-0	0-0-0	0-0-0	NON-CONFERENCE		0-4-0	0-4-0		7-11-0			
2-2-0	0-0-0	0-0-0	HOME		0-0-0	0-0-0		2-2-0			
3-16-0	0-0-0	0-0-	AWAY		0-4-0	0-4-0		3-8-0			
2-1-0	0-0-0	0-0-0	NEUTRAL		0-0-0	0-0-0		2-1-0			
2-10-0	0-0-0	2-10-0	CONFERENCE		0-0-0	0-0-0		0-0-0			
2-4-0	0-0-0	2-4-0	HOME		0-0-0	0-0-0		0-0-0			
0-6-0	0-0-0	0-6-0	AWAY		0-0-0	0-0-0		0-0-0			
0-0-0	0-0-0	0-0-0	NEUTRAL		0-0-0	0-0-0		0-0-0			
RPI	S	Opponent	Score	RPI	S	Opponent	Score	RPI	S	Opponent	Score
			28 A DBU	1	6	71 A South Carolina	2	9	118 A Ball St.	8	14
			28 A DBU	0	8	71 A South Carolina	2	3	132 A Arkansas St.	6	7
			28 A DBU	5	10	71 A South Carolina	6	12	132 A Arkansas St.	1	4
			30 H Illinois St.	4	2	98 A Notre Dame	3	4	132 A Arkansas St.	1	7
			30 H Illinois St.	6	12				184 A N.C. A&T	4	11
			30 H Illinois St.	1	13				186 A UNCW	3	4
			34 A Indiana St.	0	8				186 A UNCW	10	8
			34 A Indiana St.	5	11				186 A UNCW	8	10
			34 A Indiana St.	2	13				189 A Lipscomb	0	6
			48 H Evansville	6	2				189 A Lipscomb	8	6
			48 H Evansville	2	4				193 A Purdue	1	5
			48 H Evansville	1	8				219 H Western Mich.	11	1
									234 A SIUE	6	16
									234 A SIUE	3	4
									234 A SIUE	8	0
									248 N Northern Ill.	2	5
									248 N Northern Ill.	5	2
									248 N Northern Ill.	7	6
									255 H Butler	5	2
									255 H Butler	4	6
									255 H Butler	2	9
									257 A Tennessee Tech	8	12
			LAST 10 GAMES								
			48 H Evansville	2	4	30 H Illinois St.	6	12			
			48 H Evansville	6	2	186 A UNCW	3	4			
			34 A Indiana St.	5	11	186 A UNCW	8	10			
			34 A Indiana St.	0	8	234 A SIUE	6	16			
			30 H Illinois St.	4	2	48 H Evansville	1	8			

Non-Div. I Games:

Valparaiso

Average RPI Win: 171		WON-LOST	WINNING	LAST 10	STRENGTH OF		OPP. STRENGTH	TEAM	ADJ		CONF.	ADJ CONF.			
Average RPI Loss: 158		RECORD	PCT. RANK	GAMES	SCHEDULE		OF SCHEDULE	RPI	RPI		RPI	RPI			
DIV. I ONLY		12-32-0	.27273	275	3-7-0		167	176	245		.44482	244	14	14	
DIV. I NON-CONF.		7-20-0	.25926	259	2-2-0		236	216	265		.42911	265	17	17	
TOTALS		RPI 1-25	RPI 26-50		W-L RECORDS		RPI 51-100		RPI 101-150		RPI 150+				
12-32-0		1-0-0	0-0-0		OVERALL		3-6-0		2-11-0		6-15-0				
6-6-0		0-0-0	0-0-0		HOME		1-2-0		1-1-0		4-3-0				
5-24-0		1-0-0	0-0-0		AWAY		2-4-0		1-10-0		1-10-0				
1-2-0		0-0-0	0-0-0		NEUTRAL		0-0-0		0-0-0		1-2-0				
7-20-0		1-0-0	0-0-0		NON-CONFERENCE		0-3-0		1-7-0		5-10-0				
3-1-0		0-0-0	0-0-0		HOME		0-0-0		0-0-0		3-1-0				
3-17-0		1-0-0	0-0-		AWAY		0-3-0		1-7-0		1-7-0				
1-2-0		0-0-0	0-0-0		NEUTRAL		0-0-0		0-0-0		1-2-0				
5-12-0		0-0-0	0-0-0		CONFERENCE		3-3-0		1-4-0		1-5-0				
3-5-0		0-0-0	0-0-0		HOME		1-2-0		1-1-0		1-2-0				
2-7-0		0-0-0	0-0-0		AWAY		2-1-0		0-3-0		0-3-0				
0-0-0		0-0-0	0-0-0		NEUTRAL		0-0-0		0-0-0		0-0-0				
RPI S	Opponent	Score		RPI S	Opponent	Score		RPI S	Opponent	Score		RPI S	Opponent	Score	
21 A	Ole Miss	10 6						52 A	Alabama	1	4	110 H	North Florida	4	10
								52 A	Alabama	0	8	110 H	North Florida	8	4
								68 H	Liberty	6	3	111 A	FGCU	2	7
								68 H	Liberty	5	8	111 A	FGCU	5	6
								68 H	Liberty	2	16	111 A	FGCU	3	6
								92 A	Samford	1	9	114 A	Memphis	2	3
								94 A	Jacksonville	9	2	114 A	Memphis	11	18
								94 A	Jacksonville	5	10	116 A	Troy	0	5
								94 A	Jacksonville	9	7	116 A	Troy	1	3
												116 A	Troy	2	6
												146 A	Jacksonville St.	1	14
												146 A	Jacksonville St.	2	1
												146 A	Jacksonville St.	10	12
												172 A	Davidson	1	13
												172 A	Davidson	4	8
												172 A	Davidson	2	5
												205 A	Kennesaw St.	6	7
												205 A	Kennesaw St.	1	3
												205 A	Kennesaw St.	3	8
												208 N	UT Martin	0	1
												208 N	UT Martin	0	1
												208 N	UT Martin	7	6
												225 H	Stetson	6	2
												225 H	Stetson	8	13
												225 H	Stetson	1	12
												255 H	Butler	8	5
												257 A	Tennessee Tech	1	7
LAST 10 GAMES															
116 A	Troy	2	6	292 H	Alabama A&M	6	5								
116 A	Troy	1	3	111 A	FGCU	5	6								
208 N	UT Martin	7	6	111 A	FGCU	2	7								
146 A	Jacksonville St.	2	1	111 A	FGCU	3	6								
146 A	Jacksonville St.	10	12	114 A	Memphis	11	18								

Non-Div. I Games:

North Ala.

RPI	S	Opponent	Score	
257	H	Tennessee Tech	6	7
267	A	Alabama St.	8	1
267	H	Alabama St.	14	2
271	A	The Citadel	3	8
271	A	The Citadel	4	7
271	A	The Citadel	3	6
292	H	Alabama A&M	6	5

North Ala.

N
o
r
t
h
A
l
a
.

N
o
r
t
h
A
l
a
.

Average RPI Win:		99	WON-LOST RECORD		WINNING PCT. RANK		LAST 10 GAMES		STRENGTH OF SCHEDULE		OPP. STRENGTH OF SCHEDULE		TEAM RPI		ADJ RPI		CONF. RPI		ADJ CONF. RPI	
DIV. I ONLY			8-34-0		.19048 296		2-8-0		77		49		246		.44448 245		13		13	
DIV. I NON-CONF.			6-21-0		.22222 270		1-1-0		28		5		190		.4774 189		12		12	
TOTALS		RPI 1-25		RPI 26-50		W-L RECORDS		RPI 51-100		RPI 101-150		RPI 150+								
8-34-0		0-4-0		1-6-0		OVERALL		5-14-0		0-3-0		2-7-0								
5-18-0		0-1-0		0-0-0		HOME		3-10-0		0-3-0		2-4-0								
3-16-0		0-3-0		1-6-0		AWAY		2-4-0		0-0-0		0-3-0								
0-0-0		0-0-0		0-0-0		NEUTRAL		0-0-0		0-0-0		0-0-0								
6-21-0		0-4-0		1-6-0		NON-CONFERENCE		5-8-0		0-3-0		0-0-0								
3-11-0		0-1-0		0-0-0		HOME		3-7-0		0-3-0		0-0-0								
3-10-0		0-3-0		1-0-		AWAY		2-1-0		0-0-0		0-0-0								
0-0-0		0-0-0		0-0-0		NEUTRAL		0-0-0		0-0-0		0-0-0								
2-13-0		0-0-0		0-0-0		CONFERENCE		0-6-0		0-0-0		2-7-0								
2-7-0		0-0-0		0-0-0		HOME		0-3-0		0-0-0		2-4-0								
0-6-0		0-0-0		0-0-0		AWAY		0-3-0		0-0-0		0-3-0								
0-0-0		0-0-0		0-0-0		NEUTRAL		0-0-0		0-0-0		0-0-0								
RPI	S	Opponent		Score		RPI	S	Opponent		Score		RPI	S	Opponent		Score				
1	H	UCLA		0 2		31	A	Florida		2 8		51	A	UC Irvine		0 4				
21	A	Ole Miss		3 5		31	A	Florida		2 5		51	A	UC Irvine		1 4				
21	A	Ole Miss		2 7		31	A	Florida		1 3		51	A	UC Irvine		4 9				
21	A	Ole Miss		6 7		40	A	California		1 7		54	H	Michigan		8 7				
						40	A	California		5 10		75	H	Minnesota		6 19				
						40	A	California		5 13		75	H	Minnesota		2 6				
						42	A	Arizona St.		14 9		75	H	Minnesota		6 4				
												77	A	LMU (CA)		4 2				
												77	H	LMU (CA)		5 6				
												83	A	San Diego		5 4				
												83	H	San Diego		0 4				
												86	H	Cal St. Fullerton		3 8				
												86	H	Cal St. Fullerton		3 4				
												86	H	Cal St. Fullerton		1 5				
												87	H	TCU		1 4				
												87	H	TCU		4 10				
												87	H	TCU		14 3				
												91	A	Southern California		2 5				
												91	H	Southern California		5 8				
LAST 10 GAMES																				
						77	H	LMU (CA)		5 6		157	H	Cal Poly		4 5				
						236	A	UC Davis		5 6		157	H	Cal Poly		1 7				
						236	A	UC Davis		2 3		157	H	Cal Poly		2 4				
						236	A	UC Davis		4 6		185	H	CSUN		7 4				
						77	A	LMU (CA)		4 2		185	H	CSUN		2 3				

Non-Div. I Games:

Long Beach St.

Average RPI Win:	254	WON-LOST RECORD	WINNING PCT. RANK	LAST 10 GAMES	STRENGTH OF SCHEDULE	OPP. STRENGTH OF SCHEDULE	TEAM RPI	ADJ RPI	CONF. RPI	ADJ CONF. RPI						
DIV. I ONLY		12-29-0	.29268	267	4-6-0	161	274	242	.44409	246	31	31				
DIV. I NON-CONF.		1-19-0	.05	295	0-4-0	12	137	250	.43643	253	30	30				
<hr/>																
TOTALS	RPI 1-25	RPI 26-50		W-L RECORDS		RPI 51-100		RPI 101-150		RPI 150+						
12-29-0	0-4-0	0-2-0		OVERALL		1-4-0		0-4-0		11-15-0						
5-4-0	0-0-0	0-0-0		HOME		0-0-0		0-0-0		5-4-0						
6-22-0	0-4-0	0-2-0		AWAY		0-1-0		0-4-0		6-11-0						
1-3-0	0-0-0	0-0-0		NEUTRAL		1-3-0		0-0-0		0-0-0						
<hr/>																
1-19-0	0-4-0	0-2-0		NON-CONFERENCE		1-4-0		0-4-0		0-5-0						
0-0-0	0-0-0	0-0-0		HOME		0-0-0		0-0-0		0-0-0						
0-16-0	0-4-0	0-0-		AWAY		0-1-0		0-4-0		0-5-0						
1-3-0	0-0-0	0-0-0		NEUTRAL		1-3-0		0-0-0		0-0-0						
<hr/>																
11-10-0	0-0-0	0-0-0		CONFERENCE		0-0-0		0-0-0		11-10-0						
5-4-0	0-0-0	0-0-0		HOME		0-0-0		0-0-0		5-4-0						
6-6-0	0-0-0	0-0-0		AWAY		0-0-0		0-0-0		6-6-0						
0-0-0	0-0-0	0-0-0		NEUTRAL		0-0-0		0-0-0		0-0-0						
<hr/>																
RPI	S	Opponent	Score		RPI	S	Opponent	Score		RPI	S	Opponent	Score			
4	A	Mississippi St.	1	5	36	A	Oklahoma	2	10	81	A	Tulane	1	13		
15	A	LSU	5	16	49	A	Texas	3	17	93	N	Kansas	0	1		
22	A	Baylor	2	3						93	N	Kansas	1	7		
22	A	Baylor	3	13						93	N	Kansas	8	3		
										93	N	Kansas	13	19		
												112	A	New Mexico St.	2	20
												112	A	New Mexico St.	8	24
												112	A	New Mexico St.	3	16
												112	A	New Mexico St.	6	38
												151	A	A&M-Corpus Christi	2	8
												189	A	Lipscomb	1	11
												189	A	Lipscomb	2	17
												189	A	Lipscomb	5	11
												206	A	Southern U.	6	16
												206	A	Southern U.	6	5
												206	A	Southern U.	6	7
												206	H	Southern U.	1	0
												206	H	Southern U.	7	8
												206	H	Southern U.	0	1
												212	A	Houston Baptist	4	6
												241	A	Grambling	2	6
												241	A	Grambling	7	3
												241	A	Grambling	2	12
												241	H	Grambling	4	8
												241	H	Grambling	11	8
												241	H	Grambling	2	7
												291	A	Ark.-Pine Bluff	2	14
												291	A	Ark.-Pine Bluff	6	3
												291	A	Ark.-Pine Bluff	9	6
												295	A	Prairie View	34	2
												295	A	Prairie View	3	5
												295	A	Prairie View	7	5
<hr/>																
Non-Div. I Games:	Wiley	5	1	Huston-Tillotson	15	8	Huston-Tillotson	2	3	Wiley	11	6	Texas Southern			

Texas Southern

Average RPI Win:	224	WON-LOST RECORD	WINNING PCT. RANK	LAST 10 GAMES	STRENGTH OF SCHEDULE	OPP. STRENGTH OF SCHEDULE	TEAM RPI	ADJ RPI	CONF. RPI	ADJ CONF. RPI	
DIV. I ONLY	19-21-0	.475	173	5-5-0	285	275	247	.44315	247	24	24
DIV. I NON-CONF.	10-12-0	.45455	173	2-2-0	287	293	249	.44043	249	20	20
<hr/>											
TOTALS	RPI 1-25	RPI 26-50		W-L RECORDS		RPI 51-100		RPI 101-150		RPI 150+	
19-21-0	0-0-0	0-0-0		OVERALL		0-0-0		3-3-0		16-18-0	
7-6-0	0-0-0	0-0-0		HOME		0-0-0		0-0-0		7-6-0	
10-13-0	0-0-0	0-0-0		AWAY		0-0-0		2-3-0		8-10-0	
2-2-0	0-0-0	0-0-0		NEUTRAL		0-0-0		1-0-0		1-2-0	
10-12-0	0-0-0	0-0-0		NON-CONFERENCE		0-0-0		2-1-0		8-11-0	
2-2-0	0-0-0	0-0-0		HOME		0-0-0		0-0-0		2-2-0	
6-8-0	0-0-0	0-0-		AWAY		0-0-0		1-1-0		5-7-0	
2-2-0	0-0-0	0-0-0		NEUTRAL		0-0-0		1-0-0		1-2-0	
9-9-0	0-0-0	0-0-0		CONFERENCE		0-0-0		1-2-0		8-7-0	
5-4-0	0-0-0	0-0-0		HOME		0-0-0		0-0-0		5-4-0	
4-5-0	0-0-0	0-0-0		AWAY		0-0-0		1-2-0		3-3-0	
0-0-0	0-0-0	0-0-0		NEUTRAL		0-0-0		0-0-0		0-0-0	
RPI	S	Opponent	Score	RPI	S	Opponent	Score	RPI	S	Opponent	Score
								115	A	Stony Brook	4 7
								115	A	Stony Brook	4 3
								115	A	Stony Brook	3 8
								123	A	St. John's (NY)	4 5
								125	A	Marist	10 2
								133	N	Massachusetts	7 6
								195	H	Binghamton	4 3
								195	H	Binghamton	1 11
								195	H	Binghamton	3 15
								197	H	Fordham	5 7
								203	H	Maine	1 16
								203	H	Maine	19 3
								203	H	Maine	12 3
								211	A	Hartford	6 7
								211	A	Hartford	5 6
								211	A	Hartford	8 6
								221	A	Central Conn. St.	6 9
								221	H	Central Conn. St.	7 3
								226	H	UMBC	1 7
								226	H	UMBC	7 2
								226	H	UMBC	4 3
				LAST 10 GAMES				230	A	Manhattan	3 5
				115	A	Stony Brook	4 3	237	N	Coppin St.	4 0
				115	A	Stony Brook	3 8	203	H	Maine	1 16
				230	A	Manhattan	5 2	230	A	Manhattan	4 6
				299	A	Saint Peter's	9 7	230	A	Manhattan	4 6
				254	A	La Salle	6 13	237	N	Coppin St.	2 6
								258	A	UMass Lowell	11 3
								289	A	Longwood	0 9
								237	N	Coppin St.	3 15
								237	N	Coppin St.	4 0

Non-Div. I Games:

Albany (NY)

RPI	S	Opponent	Score	
254	A	La Salle	6	13
254	A	La Salle	0	9
254	A	La Salle	6	5
258	A	UMass Lowell	8	11
258	A	UMass Lowell	5	2
258	A	UMass Lowell	11	3
280	A	Iona	5	4
280	H	Iona	1	13
289	A	Longwood	0	9
289	A	Longwood	13	2
289	A	Longwood	6	8
293	H	Fairleigh Dickinson	8	2
299	A	Saint Peter's	9	7

Albany (NY)

A
l
b
a
n
y
(
N
Y
)

A
l
b
a
n
y
(
N
Y
)

Average RPI Win: 214		WON-LOST	WINNING	LAST 10	STRENGTH OF		OPP. STRENGTH	TEAM	ADJ		CONF.	ADJ CONF.
Average RPI Loss: 145		RECORD	PCT. RANK	GAMES	SCHEDULE		OF SCHEDULE	RPI	RPI		RPI	RPI
DIV. I ONLY		14-29-0	.32558	257	4-6-0		210	223	248		.44288	25
DIV. I NON-CONF.		4-21-0	.16	287	0-2-0		241	160	279		.40629	23
TOTALS		RPI 1-25	RPI 26-50		W-L RECORDS		RPI 51-100		RPI 101-150		RPI 150+	
14-29-0	0-0-0	0-1-0		OVERALL		0-6-0		3-13-0		11-9-0		
7-4-0	0-0-0	0-0-0		HOME		0-0-0		1-3-0		6-1-0		
6-20-0	0-0-0	0-1-0		AWAY		0-3-0		2-10-0		4-6-0		
1-5-0	0-0-0	0-0-0		NEUTRAL		0-3-0		0-0-0		1-2-0		
4-21-0	0-0-0	0-1-0		NON-CONFERENCE		0-6-0		0-7-0		4-7-0		
0-2-0	0-0-0	0-0-0		HOME		0-0-0		0-1-0		0-1-0		
3-14-0	0-0-0	0-0-		AWAY		0-3-0		0-6-0		3-4-0		
1-5-0	0-0-0	0-0-0		NEUTRAL		0-3-0		0-0-0		1-2-0		
10-8-0	0-0-0	0-0-0		CONFERENCE		0-0-0		3-6-0		7-2-0		
7-2-0	0-0-0	0-0-0		HOME		0-0-0		1-2-0		6-0-0		
3-6-0	0-0-0	0-0-0		AWAY		0-0-0		2-4-0		1-2-0		
0-0-0	0-0-0	0-0-0		NEUTRAL		0-0-0		0-0-0		0-0-0		
RPI	S	Opponent	Score	RPI	S	Opponent	Score	RPI	S	Opponent	Score	
				30	A	Illinois St.	2 10	61	A	Iowa	6 8	
								78	A	Kansas St.	3 8	
								78	A	Kansas St.	6 9	
								93	N	Kansas	2 7	
								93	N	Kansas	1 8	
								93	N	Kansas	1 3	
								122	A	Central Mich.	2 5	
								122	A	Central Mich.	4 6	
								122	A	Central Mich.	10 14	
								128	H	Kent St.	3 10	
								128	H	Kent St.	10 11	
								128	H	Kent St.	17 11	
								129	A	Austin Peay	3 15	
								129	A	Austin Peay	3 8	
								131	H	Milwaukee	2 4	
								137	A	California Baptist	0 8	
								137	A	California Baptist	7 10	
								137	A	California Baptist	4 8	
								137	A	California Baptist	2 4	
								145	A	Miami (OH)	13 3	
								145	A	Miami (OH)	6 3	
								145	A	Miami (OH)	0 12	
								164	A	Southern Ill.	1 3	
								164	A	Southern Ill.	17 2	
								164	A	Southern Ill.	6 8	
								183	A	Belmont	7 5	
								207	A	Middle Tenn.	3 2	
								219	A	Western Mich.	12 6	
								219	A	Western Mich.	4 10	
								219	A	Western Mich.	4 9	
								220	A	UIC	3 8	
								220	H	UIC	10 15	
								238	H	Ohio	5 2	
LAST 10 GAMES												
				219	A	Western Mich.	12 6	129	A	Austin Peay	3 15	
				219	A	Western Mich.	4 10	137	A	California Baptist	2 4	
				122	A	Central Mich.	2 5	145	A	Miami (OH)	13 3	
				122	A	Central Mich.	4 6	145	A	Miami (OH)	6 3	
				129	A	Austin Peay	3 8	145	A	Miami (OH)	0 12	

Non-Div. I Games:

Northern Ill.

RPI	S	Opponent	Score	
238	H	Ohio	7	6
238	H	Ohio	5	1
243	N	Valparaiso	6	7
243	N	Valparaiso	5	2
243	N	Valparaiso	2	5
277	A	Chicago St.	8	10
284	H	Eastern Mich.	6	3
284	H	Eastern Mich.	4	3
284	H	Eastern Mich.	9	4

Northern Ill.

[illegible]

Non-Div. I Games:

UNC Asheville

RPI	S	Opponent	Score	
264	H	Charleston So.	11	4
280	H	Iona	7	3
280	H	Iona	9	2
289	H	Longwood	11	8
289	H	Longwood	14	3
289	H	Longwood	11	8

UNC Asheville

U
N
C
A
s
h
e
v
i
l
l
e

U
N
C
A
s
h
e
v
i
l
l
e

Average RPI Win:	220	WON-LOST RECORD	WINNING PCT. RANK	LAST 10 GAMES		STRENGTH OF SCHEDULE	OPP. STRENGTH OF SCHEDULE	TEAM RPI	ADJ RPI	CONF. RPI	ADJ CONF. RPI	
DIV. I ONLY		16-27-0	.37209	238	7-3-0	211	243	250	.4427	250	17	17
DIV. I NON-CONF.		11-23-0	.32353	230	2-2-0	206	277	263	.42969	263	16	16
<hr/>												
TOTALS	RPI 1-25	RPI 26-50		W-L RECORDS		RPI 51-100		RPI 101-150		RPI 150+		
16-27-0	0-1-0	0-3-0		OVERALL		0-5-0		4-5-0		12-13-0		
9-7-0	0-0-0	0-0-0		HOME		0-0-0		3-1-0		6-6-0		
5-13-0	0-0-0	0-3-0		AWAY		0-4-0		1-3-0		4-3-0		
2-7-0	0-1-0	0-0-0		NEUTRAL		0-1-0		0-1-0		2-4-0		
11-23-0	0-1-0	0-0-0		NON-CONFERENCE		0-5-0		1-5-0		10-12-0		
6-7-0	0-0-0	0-0-0		HOME		0-0-0		0-1-0		6-6-0		
3-9-0	0-0-0	0-0-		AWAY		0-4-0		1-3-0		2-2-0		
2-7-0	0-1-0	0-0-0		NEUTRAL		0-1-0		0-1-0		2-4-0		
5-4-0	0-0-0	0-3-0		CONFERENCE		0-0-0		3-0-0		2-1-0		
3-0-0	0-0-0	0-0-0		HOME		0-0-0		3-0-0		0-0-0		
2-4-0	0-0-0	0-3-0		AWAY		0-0-0		0-0-0		2-1-0		
0-0-0	0-0-0	0-0-0		NEUTRAL		0-0-0		0-0-0		0-0-0		
RPI	S	Opponent	Score	RPI	S	Opponent	Score	RPI	S	Opponent	Score	
25	N	Illinois	3 11	46	A	Xavier	4 7	55	A	Wake Forest	3 5	
				46	A	Xavier	0 1	63	A	Campbell	4 7	
				46	A	Xavier	4 9	63	A	Campbell	4 7	
								63	A	Campbell	5 9	
								93	N	Kansas	2 6	
										118	N Ball St.	
										4	6	
										123	H St. John's (NY)	
										4	1	
										123	H St. John's (NY)	
										4	3	
										123	H St. John's (NY)	
										2	1	
										127	A ETSU	
										5	3	
										127	A ETSU	
										0	4	
										127	A ETSU	
										1	11	
										148	A Navy	
										3	17	
										148	H Navy	
										3	12	
										199	N Saint Louis	
										6	7	
										211	H Hartford	
										2	4	
										211	H Hartford	
										1	14	
										211	H Hartford	
										1	2	
										216	N Sacred Heart	
										11	0	
										216	N Sacred Heart	
										5	6	
										219	N Western Mich.	
										1	22	
										225	A Stetson	
										4	5	
										228	A George Washington	
										14	4	
										228	H George Washington	
										6	18	
										231	N Saint Joseph's	
										8	4	
										233	H Princeton	
										10	6	
				LAST 10 GAMES						233	H Princeton	
										0	5	
				286	A	Villanova	4 2	123	H	St. John's (NY)	4 1	
				46	A	Xavier	0 1	123	H	St. John's (NY)	2 1	
				46	A	Xavier	4 9	123	H	St. John's (NY)	4 3	
				288	H	Rider	10 9	228	H	George Washington	6 18	
				233	H	Princeton	9 6	288	H	Rider	12 7	
								253	A	George Mason	4 7	

Non-Div. I Games:

Georgetown

RPI	S	Opponent	Score	
253	H	George Mason	4	1
286	A	Villanova	4	2
286	A	Villanova	1	3
286	A	Villanova	4	2
288	H	Rider	12	7
288	H	Rider	10	9
296	N	Mt. St. Mary's	2	3

Georgetown

G
e
o
r
g
e
t
o
w
n

G
e
o
r
g
e
t
o
w
n

Average RPI Win:	239	WON-LOST RECORD	WINNING PCT. RANK	LAST 10 GAMES	STRENGTH OF SCHEDULE	OPP. STRENGTH OF SCHEDULE	TEAM RPI	ADJ RPI	CONF. RPI	ADJ CONF. RPI				
DIV. I ONLY	14-26-0	.35	245	5-5-0	219	267	251	.44228	251	29	29			
DIV. I NON-CONF.	5-17-0	.22727	268	0-3-0	144	259	243	.44563	242	27	27			
<hr/>														
TOTALS	RPI 1-25	RPI 26-50		W-L RECORDS	RPI 51-100		RPI 101-150		RPI 150+					
14-26-0	0-0-0	0-0-0		OVERALL	0-4-0		1-3-0		13-19-0					
7-6-0	0-0-0	0-0-0		HOME	0-0-0		0-0-0		7-6-0					
7-20-0	0-0-0	0-0-0		AWAY	0-4-0		1-3-0		6-13-0					
0-0-0	0-0-0	0-0-0		NEUTRAL	0-0-0		0-0-0		0-0-0					
5-17-0	0-0-0	0-0-0		NON-CONFERENCE	0-4-0		1-3-0		4-10-0					
1-3-0	0-0-0	0-0-0		HOME	0-0-0		0-0-0		1-3-0					
4-14-0	0-0-0	0-0-		AWAY	0-4-0		1-3-0		3-7-0					
0-0-0	0-0-0	0-0-0		NEUTRAL	0-0-0		0-0-0		0-0-0					
9-9-0	0-0-0	0-0-0		CONFERENCE	0-0-0		0-0-0		9-9-0					
6-3-0	0-0-0	0-0-0		HOME	0-0-0		0-0-0		6-3-0					
3-6-0	0-0-0	0-0-0		AWAY	0-0-0		0-0-0		3-6-0					
0-0-0	0-0-0	0-0-0		NEUTRAL	0-0-0		0-0-0		0-0-0					
RPI	S	Opponent	Score	RPI	S	Opponent	Score	RPI	S	Opponent	Score			
				66	A	Boston College	5	7	111	A	FGCU	8	18	
				67	A	UCF	1	7	111	A	FGCU	0	8	
				67	A	UCF	2	3	111	A	FGCU	6	17	
				67	A	UCF	1	5	111	A	FGCU	2	1	
				161	A	Canisius	3	4						
				161	A	Canisius	12	14						
				161	A	Canisius	4	5						
				179	H	Army West Point	1	6						
				186	A	UNCW	1	2						
				186	A	UNCW	2	7						
				186	A	UNCW	3	10						
				190	H	Fairfield	4	6						
				190	H	Fairfield	2	4						
				190	H	Fairfield	3	0						
				197	A	Fordham	4	5						
				197	H	Fordham	12	0						
				209	H	Quinnipiac	3	2						
				209	H	Quinnipiac	5	4						
				209	H	Quinnipiac	3	4						
				221	H	Central Conn. St.	1	8						
				224	H	Dartmouth	4	6						
				225	A	Stetson	5	0						
				225	A	Stetson	2	3						
				225	A	Stetson	8	7						
230	A	Manhattan	7	10										
230	A	Manhattan	1	2										
230	A	Manhattan	4	8										
LAST 10 GAMES				190	H	Fairfield	3	0	225	A	Stetson	5	0	
288	A	Rider	7	2	274	A	Bowling Green	1	3	225	A	Stetson	2	3
161	A	Canisius	12	14	209	H	Quinnipiac	3	4	230	A	Manhattan	7	10
274	A	Bowling Green	9	7	288	A	Rider	9	8	230	A	Manhattan	1	2
280	H	Iona	3	2	111	A	FGCU	8	18	230	A	Manhattan	4	8
186	A	UNCW	3	10										

Non-Div. I Games:

Siena

Siena

Average RPI Win:	249	WON-LOST	WINNING	LAST 10	STRENGTH OF	OPP. STRENGTH	TEAM	ADJ	CONF.	ADJ CONF.					
Average RPI Loss:	183	RECORD	PCT. RANK	GAMES	SCHEDULE	OF SCHEDULE	RPI	RPI	RPI	RPI					
DIV. I ONLY		19-24-0	.44186	197	6-4-0	277	270	252	.44082	252	23	23			
DIV. I NON-CONF.		11-11-0	.5	141	1-0-0	294	285	244	.44494	243	26	26			
<hr/>															
TOTALS	RPI 1-25	RPI 26-50		W-L RECORDS		RPI 51-100		RPI 101-150		RPI 150+					
19-24-0	0-0-0	0-3-0		OVERALL		0-0-0		1-6-0		18-15-0					
8-7-0	0-0-0	0-0-0		HOME		0-0-0		1-2-0		7-5-0					
8-16-0	0-0-0	0-3-0		AWAY		0-0-0		0-4-0		8-9-0					
3-1-0	0-0-0	0-0-0		NEUTRAL		0-0-0		0-0-0		3-1-0					
<hr/>															
11-11-0	0-0-0	0-3-0		NON-CONFERENCE		0-0-0		0-2-0		11-6-0					
3-2-0	0-0-0	0-0-0		HOME		0-0-0		0-0-0		3-2-0					
5-8-0	0-0-0	0-0-		AWAY		0-0-0		0-2-0		5-3-0					
3-1-0	0-0-0	0-0-0		NEUTRAL		0-0-0		0-0-0		3-1-0					
<hr/>															
8-13-0	0-0-0	0-0-0		CONFERENCE		0-0-0		1-4-0		7-9-0					
5-5-0	0-0-0	0-0-0		HOME		0-0-0		1-2-0		4-3-0					
3-8-0	0-0-0	0-0-0		AWAY		0-0-0		0-2-0		3-6-0					
0-0-0	0-0-0	0-0-0		NEUTRAL		0-0-0		0-0-0		0-0-0					
<hr/>															
RPI S	Opponent	Score	RPI S	Opponent	Score	RPI S	Opponent	Score	RPI S	Opponent	Score				
			41 A	Duke	0 7				148 A	Navy	0 2				
			41 A	Duke	3 4				148 A	Navy	2 12				
			41 A	Duke	1 8				148 H	Navy	16 4				
									148 H	Navy	1 4				
									148 H	Navy	0 3				
									150 A	James Madison	1 10				
									150 A	James Madison	6 7				
									178 A	Holy Cross	5 3				
									178 A	Holy Cross	1 4				
									178 A	Holy Cross	4 5				
						179 A	Army West Point	13 6							
						179 A	Army West Point	2 3							
						179 A	Army West Point	0 14							
						191 H	Penn	2 13							
						192 A	Lafayette	12 1							
						192 H	Lafayette	1 4							
						192 H	Lafayette	16 9							
						192 H	Lafayette	2 14							
						192 H	Lafayette	9 10							
						231 A	Saint Joseph's	20 15							
			LAST 10 GAMES						237 H	Coppin St.	12 3				
			239 A	Delaware	11 12										
			231 A	Saint Joseph's	20 15				192 H	Lafayette	9 10	254 H	La Salle	6 14	
			254 H	La Salle	6 14				148 H	Navy	0 3	256 A	VMI	1 0	
			148 A	Navy	2 12				178 A	Holy Cross	1 4	256 A	VMI	15 13	
			279 H	Bucknell	7 6				192 H	Lafayette	16 9	256 A	VMI	1 11	
			179 A	Army West Point	0 14	296 N	Mt. St. Mary's	9 4	259 N	Monmouth	8 2				

Non-Div. I Games:	Lynchburg	10	9
-------------------	-----------	----	---

Lehigh

RPI	S	Opponent	Score	
279	A	Bucknell	5	6
279	A	Bucknell	5	6
279	H	Bucknell	6	4
279	H	Bucknell	5	3
279	H	Bucknell	7	6
293	A	Fairleigh Dickinson	20	6
293	H	Fairleigh Dickinson	8	3
296	N	Mt. St. Mary's	10	5
296	N	Mt. St. Mary's	6	8
296	N	Mt. St. Mary's	9	4
297	A	UMES	1	5
297	A	UMES	13	1
299	H	Saint Peter's	13	5

Lehigh

L
e
h
i
g
h

L
e
h
i
g
h

Average RPI Win: 210		WON-LOST	WINNING	LAST 10	STRENGTH OF		OPP. STRENGTH	TEAM	ADJ	CONF.	ADJ CONF.
Average RPI Loss: 184		RECORD	PCT. RANK	GAMES	SCHEDULE		OF SCHEDULE	RPI	RPI	RPI	RPI
DIV. I ONLY		17-26-0	.39535	223	4-6-0		218	253	253	.4408	253
DIV. I NON-CONF.		13-15-0	.46429	166	1-3-0		252	270	240	.44792	239
TOTALS		RPI 1-25	RPI 26-50		W-L RECORDS		RPI 51-100		RPI 101-150		RPI 150+
17-26-0	0-0-0	0-1-0		OVERALL		2-2-0		2-4-0		13-19-0	
11-10-0	0-0-0	0-0-0		HOME		1-0-0		0-2-0		10-8-0	
3-16-0	0-0-0	0-1-0		AWAY		0-2-0		2-2-0		1-11-0	
3-0-0	0-0-0	0-0-0		NEUTRAL		1-0-0		0-0-0		2-0-0	
13-15-0	0-0-0	0-1-0		NON-CONFERENCE		2-2-0		0-3-0		11-9-0	
9-6-0	0-0-0	0-0-0		HOME		1-0-0		0-2-0		8-4-0	
1-9-0	0-0-0	0-0-		AWAY		0-2-0		0-1-0		1-5-0	
3-0-0	0-0-0	0-0-0		NEUTRAL		1-0-0		0-0-0		2-0-0	
4-11-0	0-0-0	0-0-0		CONFERENCE		0-0-0		2-1-0		2-10-0	
2-4-0	0-0-0	0-0-0		HOME		0-0-0		0-0-0		2-4-0	
2-7-0	0-0-0	0-0-0		AWAY		0-0-0		2-1-0		0-6-0	
0-0-0	0-0-0	0-0-0		NEUTRAL		0-0-0		0-0-0		0-0-0	
RPI S	Opponent	Score	RPI S	Opponent	Score	RPI S	Opponent	Score	RPI S	Opponent	Score
			27 A	NC State	3 18	61 N	Iowa	7 2	109 H	William & Mary	1 5
						85 H	Maryland	9 5	140 A	Rhode Island	6 7
						90 A	UNC Greensboro	0 8	140 A	Rhode Island	3 1
						90 A	UNC Greensboro	2 4	140 A	Rhode Island	3 1
									148 H	Navy	12 18
									150 A	James Madison	7 10
									160 A	Richmond	4 19
									160 A	Richmond	7 10
									160 A	Richmond	2 15
									167 A	Winthrop	0 7
									167 A	Winthrop	1 3
									169 H	Dayton	4 6
									169 H	Dayton	2 0
									169 H	Dayton	3 13
									181 N	Marshall	9 4
									226 A	UMBC	3 9
									228 H	George Washington	5 8
									228 H	George Washington	7 16
									228 H	George Washington	13 2
									230 H	Manhattan	2 3
									230 H	Manhattan	4 3
									230 H	Manhattan	6 3
									231 A	Saint Joseph's	9 18
									231 A	Saint Joseph's	5 11
									231 A	Saint Joseph's	3 14
									233 H	Princeton	6 0
									233 H	Princeton	7 6
LAST 10 GAMES			109 H	William & Mary	1 5	140 A	Rhode Island	3 1	231 A	Saint Joseph's	9 18
			169 H	Dayton	2 0	140 A	Rhode Island	3 1	231 A	Saint Joseph's	5 11
			169 H	Dayton	4 6	148 H	Navy	12 18	231 A	Saint Joseph's	3 14
			230 H	Manhattan	6 3	169 H	Dayton	3 13	233 H	Princeton	6 0
			140 A	Rhode Island	6 7	85 H	Maryland	9 5	233 H	Princeton	7 6

Non-Div. I Games:

George Mason

RPI	S	Opponent	Score	
233	H	Princeton	3	5
250	A	Georgetown	1	4
250	H	Georgetown	7	4
259	H	Monmouth	3	9
259	H	Monmouth	3	7
259	H	Monmouth	10	7
260	A	Towson	3	8
260	H	Towson	6	2
286	N	Villanova	12	5
289	A	Longwood	4	3
289	H	Longwood	4	3

G
e
o
r
g
e
M
a
s
o
n

G
e
o
r
g
e
M
a
s
o
n

George Mason

L
a
s
a
l
l
e

La Salle

RPI	S	Opponent	Score	
272	A	St. Bonaventure	2	3
272	A	St. Bonaventure	10	5
278	A	Delaware St.	7	4
278	H	Delaware St.	12	2
279	A	Bucknell	7	9
286	A	Villanova	0	1
286	A	Villanova	6	8
286	H	Villanova	8	7
288	H	Rider	3	0
288	H	Rider	6	7
288	H	Rider	7	5
288	H	Rider	11	12
293	H	Fairleigh Dickinson	19	9
297	H	UMES	13	4
299	H	Saint Peter's	24	7
299	H	Saint Peter's	14	4

La Salle

L
a
S
a
l
l
e

L
a
S
a
l
l
e

Butler

Butler

RPI	S	Opponent	Score	
288	N	Rider	14	3
292	A	Alabama A&M	6	1
298	H	Purdue Fort Wayne	18	3
298	H	Purdue Fort Wayne	7	1
298	H	Purdue Fort Wayne	16	0
299	N	Saint Peter's	21	7

B
u
t
l
e
r

B
u
t
l
e
r

Butler

Average RPI Win: 200		WON-LOST	WINNING	LAST 10	STRENGTH OF		OPP. STRENGTH	TEAM	ADJ	CONF.	ADJ CONF.
Average RPI Loss: 150		RECORD	PCT. RANK	GAMES	SCHEDULE		OF SCHEDULE	RPI	RPI	RPI	RPI
DIV. I ONLY		13-32-0	.28889	270	5-5-0		157	196	256	.44011	256
DIV. I NON-CONF.		6-21-0	.22222	270	2-1-0		210	212	277	.41134	277
TOTALS		RPI 1-25	RPI 26-50		W-L RECORDS		RPI 51-100		RPI 101-150		RPI 150+
13-32-0		0-0-0	0-5-0		OVERALL		1-5-0		2-5-0		10-17-0
6-16-0		0-0-0	0-1-0		HOME		1-2-0		2-3-0		3-10-0
5-16-0		0-0-0	0-4-0		AWAY		0-3-0		0-2-0		5-7-0
2-0-0		0-0-0	0-0-0		NEUTRAL		0-0-0		0-0-0		2-0-0
6-21-0		0-0-0	0-5-0		NON-CONFERENCE		0-3-0		0-4-0		6-9-0
3-10-0		0-0-0	0-1-0		HOME		0-0-0		0-2-0		3-7-0
1-11-0		0-0-0	0-0-		AWAY		0-3-0		0-2-0		1-2-0
2-0-0		0-0-0	0-0-0		NEUTRAL		0-0-0		0-0-0		2-0-0
7-11-0		0-0-0	0-0-0		CONFERENCE		1-2-0		2-1-0		4-8-0
3-6-0		0-0-0	0-0-0		HOME		1-2-0		2-1-0		0-3-0
4-5-0		0-0-0	0-0-0		AWAY		0-0-0		0-0-0		4-5-0
0-0-0		0-0-0	0-0-0		NEUTRAL		0-0-0		0-0-0		0-0-0
RPI	S	Opponent	Score	RPI	S	Opponent	Score	RPI	S	Opponent	Score
35	A	Clemson	6 8	65	A	Virginia	0 9	127	H	ETSU	7 6
35	A	Clemson	2 8	73	A	VCU	2 15	127	H	ETSU	3 14
35	A	Clemson	6 11	82	A	Old Dominion	0 5	127	H	ETSU	6 0
45	A	Virginia Tech	9 10	92	H	Samford	5 4	141	A	Radford	5 7
45	H	Virginia Tech	1 13	92	H	Samford	0 4	141	H	Radford	5 14
				92	H	Samford	4 13	150	A	James Madison	4 5
								150	H	James Madison	8 9
								160	H	Richmond	11 10
								162	A	Wofford	4 19
								162	A	Wofford	4 15
								162	A	Wofford	5 4
								166	H	Mercer	1 2
								166	H	Mercer	0 3
								166	H	Mercer	6 15
								181	H	Marshall	6 7
								186	A	UNCW	2 5
								186	A	UNCW	3 5
								188	A	Western Caro.	15 11
								188	A	Western Caro.	5 14
								188	A	Western Caro.	9 8
								195	H	Binghamton	4 8
								195	H	Binghamton	1 2
								195	H	Binghamton	2 4
								231	N	Saint Joseph's	9 4
								231	N	Saint Joseph's	9 3
								252	H	Lehigh	0 1
								252	H	Lehigh	11 1
LAST 10 GAMES				282	H	Northern Ky.	6 7	282	H	Northern Ky.	8 3
				65	A	Virginia	0 9	231	N	Saint Joseph's	9 4
				231	N	Saint Joseph's	9 4	252	H	Lehigh	0 1
				186	A	UNCW	3 5	252	H	Lehigh	11 1
166	H	Mercer	0 3	282	H	Northern Ky.	6 7	282	H	Northern Ky.	8 3
166	H	Mercer	1 2	65	A	Virginia	0 9	231	N	Saint Joseph's	9 4
162	A	Wofford	5 4	231	N	Saint Joseph's	9 4	252	H	Lehigh	0 1
162	A	Wofford	4 15	186	A	UNCW	3 5	252	H	Lehigh	11 1
181	H	Marshall	6 7								

Non-Div. I Games:

VMI

RPI	S	Opponent	Score	
252	H	Lehigh	13	15
271	A	The Citadel	0	1
271	A	The Citadel	9	5
271	A	The Citadel	2	3
282	H	Northern Ky.	6	7
282	H	Northern Ky.	8	3
289	A	Longwood	14	7

Average RPI Win:		249	WON-LOST RECORD		WINNING PCT. RANK		LAST 10 GAMES		STRENGTH OF SCHEDULE		OPP. STRENGTH OF SCHEDULE		TEAM RPI		ADJ RPI		CONF. RPI		ADJ CONF. RPI				
DIV. I ONLY			18-25-0		.4186 212		4-6-0		257		192		258		.43939 257		18		18				
DIV. I NON-CONF.			12-10-0		.54545 126		1-3-0		279		199		211		.46774 211		21		21				
TOTALS		RPI 1-25		RPI 26-50		W-L RECORDS		RPI 51-100		RPI 101-150		RPI 150+											
18-25-0		0-1-0		0-2-0		OVERALL		0-0-0		1-14-0		17-8-0											
14-10-0		0-0-0		0-0-0		HOME		0-0-0		1-5-0		13-5-0											
4-15-0		0-1-0		0-2-0		AWAY		0-0-0		0-9-0		4-3-0											
0-0-0		0-0-0		0-0-0		NEUTRAL		0-0-0		0-0-0		0-0-0											
12-10-0		0-1-0		0-2-0		NON-CONFERENCE		0-0-0		1-5-0		11-2-0											
10-2-0		0-0-0		0-0-0		HOME		0-0-0		1-2-0		9-0-0											
2-8-0		0-1-0		0-0-		AWAY		0-0-0		0-3-0		2-2-0											
0-0-0		0-0-0		0-0-0		NEUTRAL		0-0-0		0-0-0		0-0-0											
6-15-0		0-0-0		0-0-0		CONFERENCE		0-0-0		0-9-0		6-6-0											
4-8-0		0-0-0		0-0-0		HOME		0-0-0		0-3-0		4-5-0											
2-7-0		0-0-0		0-0-0		AWAY		0-0-0		0-6-0		2-1-0											
0-0-0		0-0-0		0-0-0		NEUTRAL		0-0-0		0-0-0		0-0-0											
RPI	S	Opponent		Score		RPI	S	Opponent		Score		RPI	S	Opponent		Score							
2	A	Vanderbilt		10	21	27	A	NC State		6	10			104	A	South Alabama		1	8				
						35	A	Clemson		4	7			104	A	South Alabama		2	10				
														104	A	South Alabama		3	7				
														129	A	Austin Peay		4	10				
														129	A	Austin Peay		1	8				
														129	A	Austin Peay		0	6				
														130	H	Eastern Ill.		12	13				
														130	H	Eastern Ill.		2	13				
														130	H	Eastern Ill.		5	15				
														143	H	Central Ark.		3	2				
														143	H	Central Ark.		5	11				
														143	H	Central Ark.		7	9				
														146	A	Jacksonville St.		7	8				
														146	A	Jacksonville St.		10	12				
														146	A	Jacksonville St.		3	5				
														173	H	Murray St.		3	7				
														173	H	Murray St.		10	4				
														173	H	Murray St.		7	14				
														183	H	Belmont		9	6				
														183	H	Belmont		5	9				
														183	H	Belmont		7	11				
						LAST 10 GAMES								189	A	Lipscomb		1	4				
						143	H	Central Ark.		7	9	281	H	Youngstown St.		8	4	207	A	Middle Tenn.		4	11
						173	H	Murray St.		10	4	281	H	Youngstown St.		9	2	234	H	SIUE		7	6
						173	H	Murray St.		7	14	268	H	Western Ill.		7	4	234	H	SIUE		12	6
						234	H	SIUE		12	6	268	H	Western Ill.		8	3	234	H	SIUE		8	9
						234	H	SIUE		7	6	2	A	Vanderbilt		10	21	243	H	Valparaiso		12	8

Non-Div. I Games:

Tennessee Tech

RPI	S	Opponent	Score	
244	A	North Ala.	7	6
244	H	North Ala.	7	1
268	H	Western Ill.	3	2
268	H	Western Ill.	8	3
268	H	Western Ill.	7	4
273	A	Southeast Mo. St.	13	8
273	A	Southeast Mo. St.	9	3
273	A	Southeast Mo. St.	4	9
281	H	Youngstown St.	9	2
281	H	Youngstown St.	7	2
281	H	Youngstown St.	8	4
292	A	Alabama A&M	23	2
292	H	Alabama A&M	28	8

Tennessee Tech

T
e
n
n
e
s
s
e
e
T
e
c
h

T
e
n
n
e
s
s
e
e
T
e
c
h

Average RPI Win: 199		WON-LOST	WINNING	LAST 10	STRENGTH OF		OPP. STRENGTH	TEAM	ADJ	CONF.	ADJ CONF.
Average RPI Loss: 134		RECORD	PCT. RANK	GAMES	SCHEDULE		OF SCHEDULE	RPI	RPI	RPI	RPI
DIV. I ONLY		11-31-0	.2619	280	4-6-0		158	163	259	.4388	258
DIV. I NON-CONF.		5-22-0	.18519	282	2-4-0		61	109	230	.4539	230
TOTALS		RPI 1-25	RPI 26-50		W-L RECORDS		RPI 51-100		RPI 101-150		RPI 150+
11-31-0		0-6-0	0-1-0		OVERALL		0-5-0		2-3-0		9-16-0
7-9-0		0-0-0	0-0-0		HOME		0-0-0		1-2-0		6-7-0
4-22-0		0-6-0	0-1-0		AWAY		0-5-0		1-1-0		3-9-0
0-0-0		0-0-0	0-0-0		NEUTRAL		0-0-0		0-0-0		0-0-0
5-22-0		0-6-0	0-1-0		NON-CONFERENCE		0-5-0		2-3-0		3-7-0
3-4-0		0-0-0	0-0-0		HOME		0-0-0		1-2-0		2-2-0
2-18-0		0-6-0	0-0-		AWAY		0-5-0		1-1-0		1-5-0
0-0-0		0-0-0	0-0-0		NEUTRAL		0-0-0		0-0-0		0-0-0
6-9-0		0-0-0	0-0-0		CONFERENCE		0-0-0		0-0-0		6-9-0
4-5-0		0-0-0	0-0-0		HOME		0-0-0		0-0-0		4-5-0
2-4-0		0-0-0	0-0-0		AWAY		0-0-0		0-0-0		2-4-0
0-0-0		0-0-0	0-0-0		NEUTRAL		0-0-0		0-0-0		0-0-0
RPI S	Opponent	Score	RPI S	Opponent	Score	RPI S	Opponent	Score	RPI S	Opponent	Score
6 A	Georgia	5 13	26 A	UConn	4 9	66 A	Boston College	5 6	101 H	Harvard	4 8
6 A	Georgia	2 6				79 A	Arizona	4 18	125 H	Marist	10 4
6 A	Georgia	5 12				79 A	Arizona	4 19	140 H	Rhode Island	6 17
14 A	North Carolina	0 5				79 A	Arizona	4 12	141 A	Radford	7 6
14 A	North Carolina	2 14				79 A	Arizona	5 20	141 A	Radford	3 8
14 A	North Carolina	7 14							175 H	Northeastern	2 3
									176 A	Penn St.	1 3
									176 A	Penn St.	2 3
									176 A	Penn St.	6 7
									195 H	Binghamton	1 4
									195 H	Binghamton	4 0
									195 H	Binghamton	12 2
									197 H	Fordham	8 2
									197 H	Fordham	3 2
									197 H	Fordham	2 9
									203 A	Maine	4 18
									203 A	Maine	1 5
									203 A	Maine	3 5
									211 H	Hartford	5 7
									211 H	Hartford	0 5
									211 H	Hartford	3 2
									226 A	UMBC	5 8
									226 A	UMBC	8 3
									226 A	UMBC	8 2
									228 A	George Washington	4 5
									228 A	George Washington	12 1
									228 A	George Washington	6 9
LAST 10 GAMES			LAST 10 GAMES			LAST 10 GAMES			LAST 10 GAMES		
195 H	Binghamton	1 4	197 H	Fordham	8 2	226 A	UMBC	5 8	228 A	George Washington	4 5
211 H	Hartford	0 5	226 A	UMBC	5 8	247 H	Albany (NY)	3 11	228 A	George Washington	12 1
176 A	Penn St.	6 7	195 H	Binghamton	4 0	203 A	Maine	3 5	228 A	George Washington	6 9
14 A	North Carolina	7 14									
79 A	Arizona	4 19									

Non-Div. I Games:

UMass Lowell

UMass Lowell

Average RPI Win: 242		WON-LOST RECORD		WINNING PCT. RANK		LAST 10 GAMES		STRENGTH OF SCHEDULE		OPP. STRENGTH OF SCHEDULE		TEAM RPI		ADJ RPI		CONF. RPI		ADJ CONF. RPI	
DIV. I ONLY		18-25-1		.42045 211		4-6-0		276		251		260		.43656 259		29		29	
DIV. I NON-CONF.		12-16-1		.43103 186		2-2-0		239		242		209		.46859 208		27		27	
TOTALS		RPI 1-25		RPI 26-50		W-L RECORDS		RPI 51-100		RPI 101-150		RPI 150+							
18-25-1		1-2-0		0-3-0		OVERALL		0-0-0		0-4-0		17-16-1							
7-9-0		0-0-0		0-0-0		HOME		0-0-0		0-3-0		7-6-0							
11-11-1		1-2-0		0-3-0		AWAY		0-0-0		0-1-0		10-5-1							
0-5-0		0-0-0		0-0-0		NEUTRAL		0-0-0		0-0-0		0-5-0							
12-16-1		1-2-0		0-3-0		NON-CONFERENCE		0-0-0		0-1-0		11-10-1							
4-3-0		0-0-0		0-0-0		HOME		0-0-0		0-0-0		4-3-0							
8-9-1		1-2-0		0-0-		AWAY		0-0-0		0-1-0		7-3-1							
0-4-0		0-0-0		0-0-0		NEUTRAL		0-0-0		0-0-0		0-4-0							
6-9-0		0-0-0		0-0-0		CONFERENCE		0-0-0		0-3-0		6-6-0							
3-6-0		0-0-0		0-0-0		HOME		0-0-0		0-3-0		3-3-0							
3-2-0		0-0-0		0-0-0		AWAY		0-0-0		0-0-0		3-2-0							
0-1-0		0-0-0		0-0-0		NEUTRAL		0-0-0		0-0-0		0-1-0							
RPI S	Opponent		Score		RPI S	Opponent		Score		RPI S	Opponent		Score		RPI S	Opponent		Score	
5	A	East Carolina	1	3	50	A	Fla. Atlantic	5	8			125	H	Marist	1	6			
5	A	East Carolina	8	5	50	A	Fla. Atlantic	4	9			125	H	Marist	3	4			
5	A	East Carolina	0	10	50	A	Fla. Atlantic	4	11			125	H	Marist	5	6			
												149	A	Rutgers	1	2			
												160	A	Richmond	6	6			
												163	A	Columbia	0	1			
												176	N	Penn St.	4	6			
												176	N	Penn St.	0	1			
												176	N	Penn St.	0	7			
												190	A	Fairfield	2	6			
												190	A	Fairfield	7	4			
												190	N	Fairfield	1	7			
												191	A	Penn	8	5			
												210	H	Seton Hall	2	12			
												210	H	Seton Hall	3	6			
												215	A	Hofstra	1	4			
												215	H	Hofstra	3	2			
												218	H	NJIT	3	1			
												230	H	Manhattan	5	2			
												230	H	Manhattan	2	5			
												230	H	Manhattan	2	6			
						LAST 10 GAMES						233	H	Princeton	11	6			
						190	A	Fairfield	7	4		230	H	Manhattan	2	6			
						210	H	Seton Hall	2	12		230	H	Manhattan	5	2			
						125	H	Marist	1	6		230	H	Manhattan	2	5			
						285	H	Niagara	0	5		218	H	NJIT	3	1			
						299	A	Saint Peter's	18	4		286	A	Villanova	6	5			
												253	A	George Mason	9	3			
												253	A	George Mason	7	3			

Non-Div. I Games:

Monmouth

RPI	S	Opponent	Score	
253	A	George Mason	7	10
285	H	Niagara	9	3
285	H	Niagara	8	3
285	H	Niagara	0	5
286	A	Villanova	6	5
289	A	Longwood	17	3
297	A	UMES	11	3
297	A	UMES	3	0
299	A	Saint Peter's	0	3
299	A	Saint Peter's	18	4
299	A	Saint Peter's	27	1

Monmouth

M
o
n
m
o
u
t
h

M
o
n
m
o
u
t
h

Average RPI Win:		202	WON-LOST		WINNING		LAST 10		STRENGTH OF		OPP. STRENGTH		TEAM		ADJ		CONF.		ADJ CONF.				
Average RPI Loss:		158	RECORD		PCT. RANK		GAMES		SCHEDULE		OF SCHEDULE		RPI		RPI		RPI		RPI				
DIV. I ONLY			12-31-0		.27907	271	5-5-0		146		218		261		.43609	260	15		15				
DIV. I NON-CONF.			6-22-0		.21429	275	2-1-0		107		268		258		.4346	258	15		15				
TOTALS		RPI 1-25		RPI 26-50		W-L RECORDS		RPI 51-100		RPI 101-150		RPI 150+											
12-31-0		0-1-0		0-1-0		OVERALL		1-3-0		1-9-0		10-17-0											
8-13-0		0-0-0		0-0-0		HOME		1-2-0		1-2-0		6-9-0											
4-18-0		0-1-0		0-1-0		AWAY		0-1-0		0-7-0		4-8-0											
0-0-0		0-0-0		0-0-0		NEUTRAL		0-0-0		0-0-0		0-0-0											
6-22-0		0-1-0		0-1-0		NON-CONFERENCE		0-1-0		0-7-0		6-12-0											
4-5-0		0-0-0		0-0-0		HOME		0-0-0		0-0-0		4-5-0											
2-17-0		0-1-0		0-0-		AWAY		0-1-0		0-7-0		2-7-0											
0-0-0		0-0-0		0-0-0		NEUTRAL		0-0-0		0-0-0		0-0-0											
6-9-0		0-0-0		0-0-0		CONFERENCE		1-2-0		1-2-0		4-5-0											
4-8-0		0-0-0		0-0-0		HOME		1-2-0		1-2-0		2-4-0											
2-1-0		0-0-0		0-0-0		AWAY		0-0-0		0-0-0		2-1-0											
0-0-0		0-0-0		0-0-0		NEUTRAL		0-0-0		0-0-0		0-0-0											
RPI	S	Opponent		Score		RPI	S	Opponent		Score		RPI	S	Opponent		Score							
17	A	West Virginia		3	8	27	A	NC State		1	11	73	A	VCU		0	6	109	H	William & Mary		4	3
												88	H	Elon		7	3	109	H	William & Mary		0	7
												88	H	Elon		8	16	109	H	William & Mary		2	5
												88	H	Elon		1	9	111	A	FGCU		3	20
																		111	A	FGCU		2	5
																		111	A	FGCU		3	6
																		120	A	Sacramento St.		0	1
																		120	A	Sacramento St.		2	12
																		120	A	Sacramento St.		4	13
																		120	A	Sacramento St.		0	5
																		172	A	Davidson		3	15
																		172	A	Davidson		5	13
																		172	A	Davidson		1	4
																		186	H	UNCW		4	8
																		186	H	UNCW		6	11
																		186	H	UNCW		1	3
																		197	H	Fordham		8	0
																		197	H	Fordham		1	6
																		205	A	Kennesaw St.		2	5
																		205	A	Kennesaw St.		5	2
																		205	A	Kennesaw St.		5	11
																		213	H	Cornell		3	2
																		213	H	Cornell		2	4
																		215	A	Hofstra		8	5
																		215	A	Hofstra		5	2
																		215	A	Hofstra		6	12
																		226	A	UMBC		7	2
LAST 10 GAMES																							
																		239	H	Delaware		10	8
																		109	H	William & Mary		0	7
																		120	A	Sacramento St.		0	1
																		109	H	William & Mary		2	5
																		226	H	UMBC		8	7
																		239	H	Delaware		3	10
																		239	H	Delaware		2	1

Non-Div. I Games:

Towson

RPI	S	Opponent	Score	
226	H	UMBC	8	7
228	A	George Washington	8	13
228	H	George Washington	3	4
237	H	Coppin St.	2	5
239	H	Delaware	2	1
239	H	Delaware	3	10
239	H	Delaware	10	8
253	A	George Mason	2	6
253	H	George Mason	8	3
279	H	Bucknell	8	9

Towson

T
O
W
S
O
N

T
O
W
S
O
N

O
a
k
l
a
n
d

Oakland

RPI	S	Opponent	Score	
281	A	Youngstown St.	7	5
281	A	Youngstown St.	5	6
282	A	Northern Ky.	2	3
282	A	Northern Ky.	4	0
282	A	Northern Ky.	8	5
284	A	Eastern Mich.	14	8
284	H	Eastern Mich.	10	9

Oakland

O
a
k
l
a
n
d

O
a
k
l
a
n
d

Average RPI Win:	276	WON-LOST RECORD	WINNING PCT. RANK	LAST 10 GAMES	STRENGTH OF SCHEDULE	OPP. STRENGTH OF SCHEDULE	TEAM RPI	ADJ RPI	CONF. RPI	ADJ CONF. RPI	
DIV. I ONLY	19-21-0	.475	173	7-3-0	273	290	263	.43282	262	30	30
DIV. I NON-CONF.	1-13-0	.07143	294	0-1-0	234	245	296	.37172	296	31	31
<hr/>											
TOTALS	RPI 1-25	RPI 26-50		W-L RECORDS		RPI 51-100		RPI 101-150		RPI 150+	
19-21-0	0-0-0	0-0-0		OVERALL		0-2-0		0-5-0		19-14-0	
14-8-0	0-0-0	0-0-0		HOME		0-0-0		0-1-0		14-7-0	
5-13-0	0-0-0	0-0-0		AWAY		0-2-0		0-4-0		5-7-0	
0-0-0	0-0-0	0-0-0		NEUTRAL		0-0-0		0-0-0		0-0-0	
1-13-0	0-0-0	0-0-0		NON-CONFERENCE		0-2-0		0-5-0		1-6-0	
0-6-0	0-0-0	0-0-0		HOME		0-0-0		0-1-0		0-5-0	
1-7-0	0-0-0	0-0-		AWAY		0-2-0		0-4-0		1-1-0	
0-0-0	0-0-0	0-0-0		NEUTRAL		0-0-0		0-0-0		0-0-0	
18-8-0	0-0-0	0-0-0		CONFERENCE		0-0-0		0-0-0		18-8-0	
14-2-0	0-0-0	0-0-0		HOME		0-0-0		0-0-0		14-2-0	
4-6-0	0-0-0	0-0-0		AWAY		0-0-0		0-0-0		4-6-0	
0-0-0	0-0-0	0-0-0		NEUTRAL		0-0-0		0-0-0		0-0-0	
RPI	S	Opponent	Score	RPI	S	Opponent	Score	RPI	S	Opponent	Score
						65 A Virginia	4 14			109 A William & Mary	6 16
						82 A Old Dominion	0 11			109 H William & Mary	2 17
										150 A James Madison	5 16
										150 A James Madison	5 6
										150 A James Madison	2 12
										160 A Richmond	1 11
										209 H Quinnipiac	4 14
										209 H Quinnipiac	1 7
										218 H NJIT	5 11
										218 H NJIT	3 4
										237 A Coppin St.	3 5
										237 A Coppin St.	6 12
										237 A Coppin St.	8 7
										237 H Coppin St.	6 0
										237 H Coppin St.	0 5
										237 H Coppin St.	4 3
										270 A N.C. Central	4 5
										270 H N.C. Central	5 0
										278 A Delaware St.	7 3
										278 A Delaware St.	6 16
										278 A Delaware St.	9 3
										278 H Delaware St.	7 2
										278 H Delaware St.	9 0
										278 H Delaware St.	8 5
										278 H Delaware St.	0 14
										278 H Delaware St.	4 2
										278 H Delaware St.	3 2
	</										

Non-Div. I Games:

Norfolk St.

RPI	S	Opponent	Score	
283	H	Savannah St.	10	7
283	H	Savannah St.	5	2
283	H	Savannah St.	6	4
289	A	Longwood	10	4
289	H	Longwood	3	5
297	A	UMES	14	18
297	A	UMES	9	6
297	A	UMES	2	3
297	H	UMES	20	4
297	H	UMES	12	8
297	H	UMES	24	5

Norfolk St.

N
o
r
f
o
l
k
S
t
.

N
o
r
f
o
l
k
S
t
.

Average RPI Win: 260		WON-LOST RECORD		WINNING PCT. RANK		LAST 10 GAMES		STRENGTH OF SCHEDULE		OPP. STRENGTH OF SCHEDULE		TEAM RPI		ADJ RPI		CONF. RPI		ADJ CONF. RPI	
DIV. I ONLY		19-20-0		.48718 163		8-2-0		275		285		257		.43235 263		31		31	
DIV. I NON-CONF.		4-12-0		.25 261		1-0-0		111		97		235		.44389 244		30		30	
TOTALS		RPI 1-25		RPI 26-50		W-L RECORDS		RPI 51-100		RPI 101-150		RPI 150+							
19-20-0		0-3-0		0-0-0		OVERALL		0-3-0		1-3-0		18-11-0							
10-11-0		0-0-0		0-0-0		HOME		0-3-0		1-2-0		9-6-0							
9-9-0		0-3-0		0-0-0		AWAY		0-0-0		0-1-0		9-5-0							
0-0-0		0-0-0		0-0-0		NEUTRAL		0-0-0		0-0-0		0-0-0							
4-12-0		0-3-0		0-0-0		NON-CONFERENCE		0-3-0		1-3-0		3-3-0							
2-6-0		0-0-0		0-0-0		HOME		0-3-0		1-2-0		1-1-0							
2-6-0		0-3-0		0-0-		AWAY		0-0-0		0-1-0		2-2-0							
0-0-0		0-0-0		0-0-0		NEUTRAL		0-0-0		0-0-0		0-0-0							
15-8-0		0-0-0		0-0-0		CONFERENCE		0-0-0		0-0-0		15-8-0							
8-5-0		0-0-0		0-0-0		HOME		0-0-0		0-0-0		8-5-0							
7-3-0		0-0-0		0-0-0		AWAY		0-0-0		0-0-0		7-3-0							
0-0-0		0-0-0		0-0-0		NEUTRAL		0-0-0		0-0-0		0-0-0							
RPI	S	Opponent	Score		RPI	S	Opponent	Score		RPI	S	Opponent	Score						
4	A	Mississippi St.	4	17						66	H	Boston College	3	7					
10	A	Miami (FL)	1	8						66	H	Boston College	5	9					
10	A	Miami (FL)	3	4						66	H	Boston College	2	11					
												131	H	Milwaukee	7	5			
												131	H	Milwaukee	1	3			
												131	H	Milwaukee	0	2			
												135	A	La.-Monroe	1	10			
												154	H	Nicholls St.	6	0			
												168	A	New Orleans	12	4			
												168	H	New Orleans	2	21			
												241	A	Grambling	4	2			
												241	H	Grambling	10	2			
												266	A	Florida A&M	11	8			
												266	A	Florida A&M	6	7			
												266	A	Florida A&M	5	6			
												267	A	Alabama St.	6	7			
												267	A	Alabama St.	2	3			
												267	A	Alabama St.	9	6			
												267	H	Alabama St.	11	4			
												267	H	Alabama St.	6	7			
												267	H	Alabama St.	1	9			
												290	A	Mississippi Val.	0	2			
												290	A	Mississippi Val.	11	1			
												290	A	Mississippi Val.	13	3			
												290	H	Mississippi Val.	5	2			
												290	H	Mississippi Val.	19	3			
												290	H	Mississippi Val.	12	2			
												292	A	Alabama A&M	16	3			
												292	A	Alabama A&M	11	6			
												292	A	Alabama A&M	12	5			
Non-Div. I Games:		Rust		15 1		Tougaloo		13 7		Rust		15 4		Rust		10 2			
		Stillman		12 4		Tougaloo		5 1		Tougaloo		5 3		Stillman		Jackson St.			

RPI	S	Opponent	Score	
292	H	Alabama A&M	11	6
292	H	Alabama A&M	4	5
292	H	Alabama A&M	0	5
294	H	Alcorn	9	4
294	H	Alcorn	4	18
294	H	Alcorn	13	1

Jackson St.

J
a
c
k
s
o
n
S
t
.

J
a
c
k
s
o
n
S
t
.

Average RPI Win:	205	WON-LOST RECORD	WINNING PCT. RANK	LAST 10 GAMES	STRENGTH OF SCHEDULE	OPP. STRENGTH OF SCHEDULE	TEAM RPI	ADJ RPI	CONF. RPI	ADJ CONF. RPI		
DIV. I ONLY		16-28-0	.36364	240	5-5-0	260	185	265	.43009	264	21	21
DIV. I NON-CONF.		10-15-0	.4	199	0-2-0	251	157	256	.43561	256	19	19
<hr/>												
TOTALS	RPI 1-25	RPI 26-50		W-L RECORDS		RPI 51-100		RPI 101-150		RPI 150+		
16-28-0	0-1-0	0-0-0		OVERALL		2-6-0		2-7-0		12-14-0		
10-10-0	0-0-0	0-0-0		HOME		2-1-0		1-4-0		7-5-0		
5-15-0	0-1-0	0-0-0		AWAY		0-3-0		1-2-0		4-9-0		
1-3-0	0-0-0	0-0-0		NEUTRAL		0-2-0		0-1-0		1-0-0		
<hr/>												
10-15-0	0-1-0	0-0-0		NON-CONFERENCE		2-6-0		1-2-0		7-6-0		
8-6-0	0-0-0	0-0-0		HOME		2-1-0		1-1-0		5-4-0		
1-6-0	0-1-0	0-0-		AWAY		0-3-0		0-0-0		1-2-0		
1-3-0	0-0-0	0-0-0		NEUTRAL		0-2-0		0-1-0		1-0-0		
<hr/>												
6-13-0	0-0-0	0-0-0		CONFERENCE		0-0-0		1-5-0		5-8-0		
2-4-0	0-0-0	0-0-0		HOME		0-0-0		0-3-0		2-1-0		
4-9-0	0-0-0	0-0-0		AWAY		0-0-0		1-2-0		3-7-0		
0-0-0	0-0-0	0-0-0		NEUTRAL		0-0-0		0-0-0		0-0-0		
<hr/>												
RPI	S	Opponent	Score	RPI	S	Opponent	Score	RPI	S	Opponent	Score	
14	A	North Carolina	6 7					64	A	Ga. Southern	4 7	
								64	H	Ga. Southern	3 2	
								71	N	South Carolina	3 10	
								89	A	Col. of Charleston	5 7	
								89	A	Col. of Charleston	7 9	
								89	H	Col. of Charleston	9 1	
								98	H	Notre Dame	0 7	
								98	N	Notre Dame	4 7	
											</	

Non-Div. I Games:

Charleston So.

Charleston So.

Seattle U

Seattle U

RPI	S	Opponent	Score
275	H	Utah Valley	2 4

Seattle U

S
e
a
t
t
l
e
U

S
e
a
t
t
l
e
U

[illegible]

Non-Div. I Games:

Florida A&M

RPI	S	Opponent	Score	
269	H	Bethune-Cookman	6	5
270	A	N.C. Central	5	8
270	A	N.C. Central	4	7
270	A	N.C. Central	8	9
283	A	Savannah St.	11	7
283	A	Savannah St.	7	5
283	A	Savannah St.	7	5
283	H	Savannah St.	6	3
283	H	Savannah St.	10	0
283	H	Savannah St.	8	6
291	N	Ark.-Pine Bluff	1	11
294	H	Alcorn	11	7
294	H	Alcorn	4	5
294	H	Alcorn	7	8
294	H	Alcorn	8	7

Florida A&M

F
l
o
r
i
d
a

A
&
M

F
l
o
r
i
d
a

A
&
M

Average RPI Win: 281		WON-LOST	WINNING	LAST 10	STRENGTH OF		OPP. STRENGTH	TEAM	ADJ	CONF.	ADJ CONF.
Average RPI Loss: 174		RECORD	PCT. RANK	GAMES	SCHEDULE		OF SCHEDULE	RPI	RPI	RPI	RPI
DIV. I ONLY		25-21-0	.54348	122	5-5-0		295	288	267	.42942	267
DIV. I NON-CONF.		5-15-0	.25	261	1-3-0		264	211	288	.39269	288
TOTALS		RPI 1-25	RPI 26-50		W-L RECORDS		RPI 51-100		RPI 101-150		RPI 150+
25-21-0	0-1-0	0-0-0		OVERALL		0-2-0		1-8-0		24-10-0	
14-11-0	0-0-0	0-0-0		HOME		0-1-0		0-4-0		14-6-0	
9-9-0	0-1-0	0-0-0		AWAY		0-1-0		1-4-0		8-3-0	
2-1-0	0-0-0	0-0-0		NEUTRAL		0-0-0		0-0-0		2-1-0	
5-15-0	0-1-0	0-0-0		NON-CONFERENCE		0-2-0		1-8-0		4-4-0	
4-8-0	0-0-0	0-0-0		HOME		0-1-0		0-4-0		4-3-0	
1-7-0	0-1-0	0-0-		AWAY		0-1-0		1-4-0		0-1-0	
0-0-0	0-0-0	0-0-0		NEUTRAL		0-0-0		0-0-0		0-0-0	
20-6-0	0-0-0	0-0-0		CONFERENCE		0-0-0		0-0-0		20-6-0	
10-3-0	0-0-0	0-0-0		HOME		0-0-0		0-0-0		10-3-0	
8-2-0	0-0-0	0-0-0		AWAY		0-0-0		0-0-0		8-2-0	
2-1-0	0-0-0	0-0-0		NEUTRAL		0-0-0		0-0-0		2-1-0	
RPI S	Opponent	Score		RPI S	Opponent	Score		RPI S	Opponent	Score	
6 A	Georgia	3	11					92 A	Samford	3	8
								92 H	Samford	5	10
								102 A	Morehead St.	2	9
								102 A	Morehead St.	4	7
								104 A	South Alabama	2	14
								104 H	South Alabama	0	13
								116 A	Troy	7	8
								116 H	Troy	5	20
								130 H	Eastern Ill.	6	15
								130 H	Eastern Ill.	4	9
								146 A	Jacksonville St.	9	5
								171 H	UAB	6	10
								241 N	Grambling	1	3
								244 A	North Ala.	2	14
								244 H	North Ala.	1	8
								263 A	Jackson St.	4	11
								263 A	Jackson St.	7	6
								263 A	Jackson St.	9	1
								263 H	Jackson St.	7	6
								263 H	Jackson St.	6	9
								263 H	Jackson St.	3	2
								266 H	Florida A&M	9	4
								266 H	Florida A&M	5	8
								290 A	Mississippi Val.	12	2
								290 A	Mississippi Val.	5	4
								290 H	Mississippi Val.	12	6
								290 H	Mississippi Val.	11	12
								116 H	Troy	5	20
								290 H	Mississippi Val.	11	12
								263 H	Jackson St.	7	6
								263 H	Jackson St.	3	2
								291 N	Ark.-Pine Bluff	23	12
LAST 10 GAMES				294 H	Alcorn	13	1	290 H	Mississippi Val.	13	3
				294 H	Alcorn	21	2	290 H	Mississippi Val.	11	12
				290 A	Mississippi Val.	12	2	116 H	Troy	5	20
				290 A	Mississippi Val.	5	4	263 H	Jackson St.	7	6
				294 A	Alcorn	10	5	263 H	Jackson St.	3	2

Non-Div. I Games:

Alabama St.

RPI	S	Opponent	Score	
292	A	Alabama A&M	4	2
292	A	Alabama A&M	6	13
292	A	Alabama A&M	12	8
292	H	Alabama A&M	11	1
292	H	Alabama A&M	4	5
292	H	Alabama A&M	6	5
294	A	Alcorn	10	6
294	A	Alcorn	10	5
294	H	Alcorn	23	15
294	H	Alcorn	14	6
294	H	Alcorn	21	2
294	H	Alcorn	13	1
295	N	Prairie View	10	9
298	H	Purdue Fort Wayne	14	7
298	H	Purdue Fort Wayne	7	1
298	H	Purdue Fort Wayne	10	9

Alabama St.

A
l
a
b
a
m
a
s
t
.

A
l
a
b
a
m
a
s
t
.

Average RPI Win: 234		WON-LOST	WINNING	LAST 10	STRENGTH OF		OPP. STRENGTH	TEAM	ADJ	CONF.	ADJ CONF.
Average RPI Loss: 185		RECORD	PCT. RANK	GAMES	SCHEDULE		OF SCHEDULE	RPI	RPI	RPI	RPI
DIV. I ONLY		14-25-0	.35897	243	4-6-0		255	266	268	.42913	268
DIV. I NON-CONF.		4-14-0	.22222	270	0-2-0		223	227	267	.42601	267
TOTALS		RPI 1-25	RPI 26-50		W-L RECORDS		RPI 51-100		RPI 101-150		RPI 150+
14-25-0	0-2-0	0-0-0		OVERALL		0-2-0		0-0-0		14-21-0	
8-6-0	0-0-0	0-0-0		HOME		0-1-0		0-0-0		8-5-0	
4-18-0	0-2-0	0-0-0		AWAY		0-1-0		0-0-0		4-15-0	
2-1-0	0-0-0	0-0-0		NEUTRAL		0-0-0		0-0-0		2-1-0	
4-14-0	0-2-0	0-0-0		NON-CONFERENCE		0-2-0		0-0-0		4-10-0	
0-2-0	0-0-0	0-0-0		HOME		0-1-0		0-0-0		0-1-0	
2-11-0	0-2-0	0-0-0		AWAY		0-1-0		0-0-0		2-8-0	
2-1-0	0-0-0	0-0-0		NEUTRAL		0-0-0		0-0-0		2-1-0	
10-11-0	0-0-0	0-0-0		CONFERENCE		0-0-0		0-0-0		10-11-0	
8-4-0	0-0-0	0-0-0		HOME		0-0-0		0-0-0		8-4-0	
2-7-0	0-0-0	0-0-0		AWAY		0-0-0		0-0-0		2-7-0	
0-0-0	0-0-0	0-0-0		NEUTRAL		0-0-0		0-0-0		0-0-0	
RPI S	Opponent	Score		RPI S	Opponent	Score		RPI S	Opponent	Score	
3 A	Arkansas	1	11					72 A	Bradley	0	10
3 A	Arkansas	0	8					72 H	Bradley	1	4
									164 A	Southern Ill.	1 6
									164 A	Southern Ill.	1 8
									164 A	Southern Ill.	1 16
									174 A	South Dakota St.	3 11
									174 A	South Dakota St.	7 6
									174 A	South Dakota St.	9 11
									174 H	South Dakota St.	6 7
									174 H	South Dakota St.	10 6
									174 H	South Dakota St.	4 7
									199 N	Saint Louis	5 4
									199 N	Saint Louis	3 0
									199 N	Saint Louis	2 8
									200 H	Oral Roberts	8 5
									200 H	Oral Roberts	11 7
									200 H	Oral Roberts	7 3
									204 A	Omaha	5 15
									204 A	Omaha	3 4
									204 A	Omaha	2 8
									234 A	SIUE	3 13
									234 H	SIUE	2 15
									242 A	North Dakota St.	1 7
									242 A	North Dakota St.	7 2
									242 A	North Dakota St.	7 8
									242 H	North Dakota St.	4 5
									242 H	North Dakota St.	1 11
									242 H	North Dakota St.	9 6
									257 A	Tennessee Tech	3 8
LAST 10 GAMES											
				242 A	North Dakota St.	1 7		204 A	Omaha	3 4	
				174 A	South Dakota St.	9 11		242 H	North Dakota St.	1 11	
				298 H	Purdue Fort Wayne	10 0		174 H	South Dakota St.	6 7	
				298 H	Purdue Fort Wayne	4 2		199 N	Saint Louis	3 0	
				204 A	Omaha	5 15		164 A	Southern Ill.	1 6	

Non-Div. I Games: St. Ambrose 13 3 Iowa Wesleyan 16 3

Western Ill.

Western Illinois.

Western Illinois.

Western Ill.

[illegible]

Non-Div. I Games:

Bethune-Cookman

RPI	S	Opponent	Score	
266	H	Florida A&M	7	6
266	H	Florida A&M	7	1
266	H	Florida A&M	3	6
270	A	N.C. Central	2	7
270	A	N.C. Central	8	5
270	A	N.C. Central	2	3
270	H	N.C. Central	7	8
270	H	N.C. Central	12	2
270	H	N.C. Central	5	15
283	H	Savannah St.	8	5
283	H	Savannah St.	10	9
283	H	Savannah St.	13	0
292	H	Alabama A&M	4	7
292	H	Alabama A&M	2	8

Bethune-Cookman

B
e
t
h
u
n
e
-
C
o
o
k
m
a
n

B
e
t
h
u
n
e
-
C
o
o
k
m
a
n

Average RPI Win: 225		WON-LOST	WINNING	LAST 10	STRENGTH OF		OPP. STRENGTH	TEAM	ADJ	CONF.	ADJ CONF.
Average RPI Loss: 188		RECORD	PCT. RANK	GAMES	SCHEDULE		OF SCHEDULE	RPI	RPI	RPI	RPI
DIV. I ONLY		19-24-0	.44186	197	4-6-0		271	250	270	.42801	270
DIV. I NON-CONF.		7-12-0	.36842	215	1-1-0		149	171	228	.45502	228
TOTALS		RPI 1-25	RPI 26-50		W-L RECORDS		RPI 51-100		RPI 101-150		RPI 150+
19-24-0		0-0-0	0-3-0		OVERALL		1-1-0		0-2-0		18-18-0
14-14-0		0-0-0	0-2-0		HOME		0-1-0		0-1-0		14-10-0
5-10-0		0-0-0	0-1-0		AWAY		1-0-0		0-1-0		4-8-0
0-0-0		0-0-0	0-0-0		NEUTRAL		0-0-0		0-0-0		0-0-0
7-12-0		0-0-0	0-3-0		NON-CONFERENCE		1-1-0		0-2-0		6-6-0
5-8-0		0-0-0	0-2-0		HOME		0-1-0		0-1-0		5-4-0
2-4-0		0-0-0	0-0-		AWAY		1-0-0		0-1-0		1-2-0
0-0-0		0-0-0	0-0-0		NEUTRAL		0-0-0		0-0-0		0-0-0
12-12-0		0-0-0	0-0-0		CONFERENCE		0-0-0		0-0-0		12-12-0
9-6-0		0-0-0	0-0-0		HOME		0-0-0		0-0-0		9-6-0
3-6-0		0-0-0	0-0-0		AWAY		0-0-0		0-0-0		3-6-0
0-0-0		0-0-0	0-0-0		NEUTRAL		0-0-0		0-0-0		0-0-0
RPI S	Opponent	Score	RPI S	Opponent	Score	RPI S	Opponent	Score	RPI S	Opponent	Score
			27 H	NC State	10 11	63 A	Campbell	7 4	136 A	High Point	4 6
			41 A	Duke	2 6	63 H	Campbell	1 3	136 H	High Point	1 10
			41 H	Duke	5 7				152 A	Appalachian St.	0 13
									159 A	Presbyterian	5 6
									159 H	Presbyterian	3 9
									161 H	Canisius	5 2
									161 H	Canisius	3 8
									161 H	Canisius	9 0
									172 A	Davidson	9 6
									172 H	Davidson	10 9
									184 A	N.C. A&T	6 4
									184 A	N.C. A&T	4 6
									184 H	N.C. A&T	4 3
									184 H	N.C. A&T	3 10
									184 H	N.C. A&T	4 7
									192 H	Lafayette	1 2
									192 H	Lafayette	10 16
									192 H	Lafayette	9 1
									262 A	Norfolk St.	0 5
									262 H	Norfolk St.	5 4
									266 H	Florida A&M	7 4
									266 H	Florida A&M	9 8
									266 H	Florida A&M	8 5
									269 A	Bethune-Cookman	15 5
									269 A	Bethune-Cookman	8 7
									269 A	Bethune-Cookman	2 12
									269 H	Bethune-Cookman	7 2
LAST 10 GAMES			184 A	N.C. A&T	4 6	283 H	Savannah St.	12 17	266 H	Florida A&M	8 5
			269 A	Bethune-Cookman	8 7	283 H	Savannah St.	7 9	269 A	Bethune-Cookman	15 5
			269 A	Bethune-Cookman	2 12	262 A	Norfolk St.	0 5	269 A	Bethune-Cookman	8 7
			278 H	Delaware St.	4 1	41 A	Duke	2 6	269 A	Bethune-Cookman	2 12
			283 H	Savannah St.	12 2	269 H	Bethune-Cookman	5 8	269 H	Bethune-Cookman	7 2

Non-Div. I Games:

N.C. Central

RPI	S	Opponent	Score	
269	H	Bethune-Cookman	5	8
269	H	Bethune-Cookman	3	2
278	H	Delaware St.	3	4
278	H	Delaware St.	4	1
283	A	Savannah St.	3	4
283	A	Savannah St.	3	5
283	A	Savannah St.	1	4
283	H	Savannah St.	12	2
283	H	Savannah St.	12	17
283	H	Savannah St.	7	9
289	H	Longwood	9	6

N.C. Central

N
.
C
.
C
e
n
t
r
a
l

N
.
C
.
C
e
n
t
r
a
l

Average RPI Win:		249	WON-LOST RECORD		WINNING PCT. RANK		LAST 10 GAMES		STRENGTH OF SCHEDULE		OPP. STRENGTH OF SCHEDULE		TEAM RPI		ADJ RPI		CONF. RPI		ADJ CONF. RPI				
DIV. I ONLY			10-33-0		.23256	288		0-10-0		125		189		271		.42466		271		16		16	
DIV. I NON-CONF.			7-21-0		.25	261		0-5-0		117		225		264		.42956		264		18		18	
TOTALS		RPI 1-25		RPI 26-50				W-L RECORDS				RPI 51-100				RPI 101-150				RPI 150+			
10-33-0		0-1-0		0-3-0				OVERALL				0-14-0				0-4-0				10-11-0			
10-11-0		0-0-0		0-0-0				HOME				0-5-0				0-1-0				10-5-0			
0-21-0		0-0-0		0-3-0				AWAY				0-9-0				0-3-0				0-6-0			
0-1-0		0-1-0		0-0-0				NEUTRAL				0-0-0				0-0-0				0-0-0			
7-21-0		0-1-0		0-3-0				NON-CONFERENCE				0-8-0				0-4-0				7-5-0			
7-8-0		0-0-0		0-0-0				HOME				0-5-0				0-1-0				7-2-0			
0-12-0		0-0-0		0-0-				AWAY				0-3-0				0-3-0				0-3-0			
0-1-0		0-1-0		0-0-0				NEUTRAL				0-0-0				0-0-0				0-0-0			
3-12-0		0-0-0		0-0-0				CONFERENCE				0-6-0				0-0-0				3-6-0			
3-3-0		0-0-0		0-0-0				HOME				0-0-0				0-0-0				3-3-0			
0-9-0		0-0-0		0-0-0				AWAY				0-6-0				0-0-0				0-3-0			
0-0-0		0-0-0		0-0-0				NEUTRAL				0-0-0				0-0-0				0-0-0			
RPI	S	Opponent		Score		RPI	S	Opponent		Score		RPI	S	Opponent		Score		RPI	S	Opponent		Score	
6	N	Georgia		0	9	34	A	Indiana St.		1	5	54	H	Michigan		0	2	108	A	South Fla.		2	7
						34	A	Indiana St.		0	8	54	H	Michigan		1	9	108	A	South Fla.		9	12
						34	A	Indiana St.		2	4	54	H	Michigan		3	6	108	A	South Fla.		1	9
												64	A	Ga. Southern		3	5	128	H	Kent St.		2	11
												64	H	Ga. Southern		2	6	166	H	Mercer		0	10
												71	A	South Carolina		0	9	166	H	Mercer		8	5
												71	H	South Carolina		9	10	166	H	Mercer		3	10
												89	A	Col. of Charleston		1	11	167	A	Winthrop		1	8
												90	A	UNC Greensboro		10	16	167	H	Winthrop		1	4
												90	A	UNC Greensboro		3	8	182	A	Furman		2	7
												90	A	UNC Greensboro		5	6	182	A	Furman		4	5
												92	A	Samford		2	6	182	A	Furman		6	20
												92	A	Samford		3	10	244	H	North Ala.		7	4
												92	A	Samford		4	8	244	H	North Ala.		6	3
																		244	H	North Ala.		8	3
																		256	H	VMI		3	2
																		256	H	VMI		1	0
																		256	H	VMI		5	9
																		264	A	Charleston So.		5	10
																		264	A	Charleston So.		5	10
																		264	H	Charleston So.		10	1
																		264	H	Charleston So.		4	3
																		278	H	Delaware St.		9	3
																		278	H	Delaware St.		5	0
																		278	H	Delaware St.		1	3
LAST 10 GAMES																							
						90	A	UNC Greensboro		10	16	108	A	South Fla.		9	12	278	H	Delaware St.		9	3
						90	A	UNC Greensboro		5	6	108	A	South Fla.		2	7	278	H	Delaware St.		5	0
						6	N	Georgia		0	9	108	A	South Fla.		1	9	278	H	Delaware St.		1	3
						90	A	UNC Greensboro		3	8	92	A	Samford		3	10						
						64	A	Ga. Southern		3	5	92	A	Samford		2	6						

Non-Div. I Games:

The Citadel

Average RPI Win:	230	WON-LOST	WINNING	LAST 10	STRENGTH OF	OPP. STRENGTH	TEAM	ADJ	CONF.	ADJ CONF.	
Average RPI Loss:	202	RECORD	PCT. RANK	GAMES	SCHEDULE	OF SCHEDULE	RPI	RPI	RPI	RPI	
DIV. I ONLY	10-24-0	.29412	266	3-7-0	206	286	272	.42359	272	20	20
DIV. I NON-CONF.	5-14-0	.26316	255	1-3-0	271	292	279	.40629	279	24	24
<hr/>											
TOTALS	RPI 1-25	RPI 26-50		W-L RECORDS		RPI 51-100		RPI 101-150		RPI 150+	
10-24-0	0-0-0	0-0-0		OVERALL		0-0-0		0-5-0		10-19-0	
4-6-0	0-0-0	0-0-0		HOME		0-0-0		0-0-0		4-6-0	
5-12-0	0-0-0	0-0-0		AWAY		0-0-0		0-5-0		5-7-0	
1-6-0	0-0-0	0-0-0		NEUTRAL		0-0-0		0-0-0		1-6-0	
<hr/>											
5-14-0	0-0-0	0-0-0		NON-CONFERENCE		0-0-0		0-5-0		5-9-0	
1-0-0	0-0-0	0-0-0		HOME		0-0-0		0-0-0		1-0-0	
3-8-0	0-0-0	0-0-		AWAY		0-0-0		0-5-0		3-3-0	
1-6-0	0-0-0	0-0-0		NEUTRAL		0-0-0		0-0-0		1-6-0	
<hr/>											
5-10-0	0-0-0	0-0-0		CONFERENCE		0-0-0		0-0-0		5-10-0	
3-6-0	0-0-0	0-0-0		HOME		0-0-0		0-0-0		3-6-0	
2-4-0	0-0-0	0-0-0		AWAY		0-0-0		0-0-0		2-4-0	
0-0-0	0-0-0	0-0-0		NEUTRAL		0-0-0		0-0-0		0-0-0	
<hr/>											
RPI S	Opponent	Score	RPI S	Opponent	Score	RPI S	Opponent	Score	RPI S	Opponent	Score
						145 A Miami (OH) 0 8					
						145 A Miami (OH) 6 7					
						145 A Miami (OH) 10 18					
						150 A James Madison 4 7					
						150 A James Madison 1 5					
						160 H Richmond 5 0					
						160 H Richmond 1 6					
						160 H Richmond 3 9					
						169 H Dayton 0 9					
						169 H Dayton 7 8					
						169 H Dayton 0 8					
						176 A Penn St. 18 6					
						195 A Binghamton 1 0					
						197 A Fordham 1 8					
						197 A Fordham 1 0					
						197 A Fordham 2 8					
						199 A Saint Louis 8 5					
						199 A Saint Louis 1 4					
						199 A Saint Louis 0 5					
						213 A Cornell 1 8					
219 N Western Mich. 3 8											
LAST 10 GAMES						221 N Central Conn. St. 5 9					
						221 N Central Conn. St. 3 4					
						221 N Central Conn. St. 3 17					
						254 H La Salle 14 5					
						254 H La Salle 3 2					
						254 H La Salle 5 10					
160 H Richmond 1 6			254 H La Salle 14 5			221 N Central Conn. St. 5 9			221 N Central Conn. St. 3 4		
160 H Richmond 5 0			285 A Niagara 10 6			221 N Central Conn. St. 3 17			221 N Central Conn. St. 3 17		
199 A Saint Louis 1 4			195 A Binghamton 1 0			254 H La Salle 14 5			254 H La Salle 14 5		
199 A Saint Louis 0 5			160 H Richmond 3 9			254 H La Salle 3 2			254 H La Salle 3 2		
254 H La Salle 3 2			281 A Youngstown St. 0 10			254 H La Salle 5 10			254 H La Salle 5 10		

Non-Div. I Games:

St. Bonaventure

RPI	S	Opponent	Score	
279	H	Bucknell	11	5
281	A	Youngstown St.	0	10
285	A	Niagara	4	9
285	A	Niagara	10	6
286	N	Villanova	3	16
296	N	Mt. St. Mary's	4	5
296	N	Mt. St. Mary's	6	2

St. Bonaventure

S
t
.
B
o
n
a
v
e
n
t
u
r
e

S
t
.
B
o
n
a
v
e
n
t
u
r
e

Average RPI Win: 209		WON-LOST	WINNING	LAST 10	STRENGTH OF		OPP. STRENGTH	TEAM	ADJ	CONF.	ADJ CONF.
Average RPI Loss: 171		RECORD	PCT. RANK	GAMES	SCHEDULE		OF SCHEDULE	RPI	RPI	RPI	RPI
DIV. I ONLY		18-25-0	.4186	212	4-6-0		279	178	273	.42294	273
DIV. I NON-CONF.		11-11-0	.5	141	2-3-0		293	194	268	.42549	268
TOTALS		RPI 1-25	RPI 26-50		W-L RECORDS		RPI 51-100		RPI 101-150		RPI 150+
18-25-0		0-1-0	0-1-0		OVERALL		0-0-0		4-9-0		14-14-0
14-13-0		0-0-0	0-1-0		HOME		0-0-0		3-6-0		11-6-0
4-12-0		0-1-0	0-0-0		AWAY		0-0-0		1-3-0		3-8-0
0-0-0		0-0-0	0-0-0		NEUTRAL		0-0-0		0-0-0		0-0-0
11-11-0		0-1-0	0-1-0		NON-CONFERENCE		0-0-0		1-3-0		10-6-0
10-5-0		0-0-0	0-1-0		HOME		0-0-0		1-2-0		9-2-0
1-6-0		0-1-0	0-0-		AWAY		0-0-0		0-1-0		1-4-0
0-0-0		0-0-0	0-0-0		NEUTRAL		0-0-0		0-0-0		0-0-0
7-14-0		0-0-0	0-0-0		CONFERENCE		0-0-0		3-6-0		4-8-0
4-8-0		0-0-0	0-0-0		HOME		0-0-0		2-4-0		2-4-0
3-6-0		0-0-0	0-0-0		AWAY		0-0-0		1-2-0		2-4-0
0-0-0		0-0-0	0-0-0		NEUTRAL		0-0-0		0-0-0		0-0-0
RPI S	Opponent	Score	RPI S	Opponent	Score	RPI S	Opponent	Score	RPI S	Opponent	Score
2 A	Vanderbilt	3 11	30 H	Illinois St.	6 18				114 H	Memphis	7 6
									129 H	Austin Peay	7 4
									129 H	Austin Peay	2 10
									129 H	Austin Peay	2 4
									130 A	Eastern Ill.	0 1
									130 A	Eastern Ill.	10 9
									130 A	Eastern Ill.	6 9
									132 A	Arkansas St.	4 8
									132 H	Arkansas St.	2 11
									139 H	Missouri St.	2 8
									146 H	Jacksonville St.	3 4
									146 H	Jacksonville St.	9 8
									146 H	Jacksonville St.	7 8
									164 A	Southern Ill.	1 4
									164 H	Southern Ill.	11 9
									173 A	Murray St.	4 2
									173 A	Murray St.	5 9
									173 A	Murray St.	5 6
									193 A	Purdue	2 6
									193 A	Purdue	3 2
									193 A	Purdue	3 8
									199 A	Saint Louis	6 15
									199 H	Saint Louis	8 4
									208 H	UT Martin	0 3
									208 H	UT Martin	4 1
									208 H	UT Martin	0 1
									219 H	Western Mich.	5 1
LAST 10 GAMES											
			199 H	Saint Louis	8 4		193 A	Purdue	2 6		
			173 A	Murray St.	4 2		193 A	Purdue	3 2		
			173 A	Murray St.	5 9		193 A	Purdue	3 8		
			298 H	Purdue Fort Wayne	14 1		257 H	Tennessee Tech	9 4		
			298 H	Purdue Fort Wayne	10 1		257 H	Tennessee Tech	8 13		

Non-Div. I Games: McKendree 4 1 Harris-Stowe 13 0

Southeast Mo. St.

RPI	S	Opponent	Score	
219	H	Western Mich.	9	8
219	H	Western Mich.	8	4
234	A	SIUE	8	6
234	A	SIUE	3	9
234	A	SIUE	2	3
257	H	Tennessee Tech	8	13
257	H	Tennessee Tech	9	4
257	H	Tennessee Tech	3	9
268	H	Western Ill.	2	9
268	H	Western Ill.	14	2
268	H	Western Ill.	2	5
298	H	Purdue Fort Wayne	10	1
298	H	Purdue Fort Wayne	12	4
298	H	Purdue Fort Wayne	14	1

Southeast Mo. St.

S
o
u
t
h
e
a
s
t
M
o
.
S
t
.

S
o
u
t
h
e
a
s
t
M
o
.
S
t
.

Average RPI Win: 236		WON-LOST	WINNING	LAST 10	STRENGTH OF		OPP. STRENGTH	TEAM	ADJ		CONF.	ADJ CONF.	
Average RPI Loss: 169		RECORD	PCT. RANK	GAMES	SCHEDULE		OF SCHEDULE	RPI	RPI	RPI	RPI		
DIV. I ONLY		13-26-0	.33333	252	1-9-0		265	239	274	.42245	274	25	25
DIV. I NON-CONF.		7-14-0	.33333	223	0-2-0		259	228	252	.43801	251	23	23
TOTALS		RPI 1-25	RPI 26-50		W-L RECORDS		RPI 51-100		RPI 101-150		RPI 150+		
13-26-0		0-0-0	0-0-0		OVERALL		0-5-0		0-6-0		13-15-0		
8-6-0		0-0-0	0-0-0		HOME		0-0-0		0-3-0		8-3-0		
5-20-0		0-0-0	0-0-0		AWAY		0-5-0		0-3-0		5-12-0		
0-0-0		0-0-0	0-0-0		NEUTRAL		0-0-0		0-0-0		0-0-0		
7-14-0		0-0-0	0-0-0		NON-CONFERENCE		0-5-0		0-0-0		7-9-0		
4-1-0		0-0-0	0-0-0		HOME		0-0-0		0-0-0		4-1-0		
3-13-0		0-0-0	0-0-		AWAY		0-5-0		0-0-0		3-8-0		
0-0-0		0-0-0	0-0-0		NEUTRAL		0-0-0		0-0-0		0-0-0		
6-12-0		0-0-0	0-0-0		CONFERENCE		0-0-0		0-6-0		6-6-0		
4-5-0		0-0-0	0-0-0		HOME		0-0-0		0-3-0		4-2-0		
2-7-0		0-0-0	0-0-0		AWAY		0-0-0		0-3-0		2-4-0		
0-0-0		0-0-0	0-0-0		NEUTRAL		0-0-0		0-0-0		0-0-0		
RPI S	Opponent	Score	RPI S	Opponent	Score	RPI S	Opponent	Score	RPI S	Opponent	Score		
						54 A	Michigan	5 10	118 A	Ball St.	1 2		
						70 A	Wright St.	5 8	118 A	Ball St.	2 4		
						100 A	Cincinnati	3 4	118 A	Ball St.	2 3		
						100 A	Cincinnati	3 4	145 H	Miami (OH)	8 10		
						100 A	Cincinnati	3 4	145 H	Miami (OH)	2 15		
									145 H	Miami (OH)	4 12		
									160 A	Richmond	6 8		
									160 A	Richmond	3 4		
									160 A	Richmond	2 16		
									169 H	Dayton	12 8		
									183 A	Belmont	1 0		
									183 A	Belmont	3 12		
									183 A	Belmont	2 5		
									193 A	Purdue	2 9		
									207 A	Middle Tenn.	0 7		
									207 A	Middle Tenn.	4 3		
									207 A	Middle Tenn.	2 3		
									219 H	Western Mich.	2 4		
									219 H	Western Mich.	4 3		
									219 H	Western Mich.	1 5		
									227 H	Toledo	9 6		
									227 H	Toledo	6 5		
									227 H	Toledo	10 6		
									238 A	Ohio	2 12		
									238 A	Ohio	7 3		
									238 A	Ohio	4 12		
									251 H	Siena	3 1		
LAST 10 GAMES													
						145 H	Miami (OH)	8 10	207 A	Middle Tenn.	2 3		
						145 H	Miami (OH)	2 15	251 H	Siena	3 1		
						251 H	Siena	7 9	118 A	Ball St.	1 2		
						183 A	Belmont	1 0	118 A	Ball St.	2 3		
						183 A	Belmont	3 12	118 A	Ball St.	2 4		

Non-Div. I Games:

Bowling Green

RPI	S	Opponent	Score	
251	H	Siena	7	9
261	H	Oakland	6	3
281	H	Youngstown St.	15	5
284	A	Eastern Mich.	7	4
284	A	Eastern Mich.	0	4
284	A	Eastern Mich.	1	3
298	A	Purdue Fort Wayne	10	4

Bowling Green

B
o
w
l
i
n
g
G
r
e
e
n

B
o
w
l
i
n
g
G
r
e
e
n

U
t
a
h
v
a
l
l
e
y

Utah Valley

RPI	S	Opponent	Score
287	A	Northern Colo.	9 6

Utah Valley

S
a
n
t
a
C
l
a
r
a

Santa Clara

RPI	S	Opponent	Score	
240	A	CSU Bakersfield	1	3
240	A	CSU Bakersfield	2	4
240	A	CSU Bakersfield	4	8
240	A	CSU Bakersfield	3	1

Santa Clara

S
a
n
t
a
C
l
a
r
a

S
a
n
t
a
C
l
a
r
a

Average RPI Win:	238	WON-LOST RECORD	WINNING PCT. RANK	LAST 10 GAMES	STRENGTH OF SCHEDULE	OPP. STRENGTH OF SCHEDULE	TEAM RPI	ADJ RPI	CONF. RPI	ADJ CONF. RPI	
Average RPI Loss:	161										
DIV. I ONLY	10-30-0	.25	283	2-8-0	247	236	277	.41411	277	22	22
DIV. I NON-CONF.	5-17-0	.22727	268	0-2-0	285	247	286	.39387	286	25	25
<hr/>											
TOTALS	RPI 1-25	RPI 26-50		W-L RECORDS	RPI 51-100		RPI 101-150		RPI 150+		
10-30-0	0-0-0	0-0-0		OVERALL	1-4-0		1-12-0		8-14-0		
2-9-0	0-0-0	0-0-0		HOME	0-0-0		1-9-0		1-0-0		
5-19-0	0-0-0	0-0-0		AWAY	1-4-0		0-2-0		4-13-0		
3-2-0	0-0-0	0-0-0		NEUTRAL	0-0-0		0-1-0		3-1-0		
<hr/>											
5-17-0	0-0-0	0-0-0		NON-CONFERENCE	0-2-0		0-4-0		5-11-0		
1-1-0	0-0-0	0-0-0		HOME	0-0-0		0-1-0		1-0-0		
1-14-0	0-0-0	0-0-		AWAY	0-2-0		0-2-0		1-10-0		
3-2-0	0-0-0	0-0-0		NEUTRAL	0-0-0		0-1-0		3-1-0		
<hr/>											
5-13-0	0-0-0	0-0-0		CONFERENCE	1-2-0		1-8-0		3-3-0		
1-8-0	0-0-0	0-0-0		HOME	0-0-0		1-8-0		0-0-0		
4-5-0	0-0-0	0-0-0		AWAY	1-2-0		0-0-0		3-3-0		
0-0-0	0-0-0	0-0-0		NEUTRAL	0-0-0		0-0-0		0-0-0		
<hr/>											
RPI S	Opponent	Score	RPI S	Opponent	Score	RPI S	Opponent	Score	RPI S	Opponent	Score
						61 A	Iowa	4 5	106 A	Northwestern	6 11
						98 A	Notre Dame	3 6	106 H	Northwestern	1 13
						99 A	UTRGV	4 5	112 H	New Mexico St.	0 12
						99 A	UTRGV	1 0	112 H	New Mexico St.	7 3
						99 A	UTRGV	1 8	112 H	New Mexico St.	2 9
						120 H	Sacramento St.	1 10			
						120 H	Sacramento St.	5 7			
						120 H	Sacramento St.	3 13			
						126 H	Grand Canyon	0 7			
						126 H	Grand Canyon	0 3			
						126 H	Grand Canyon	1 10			
						130 A	Eastern Ill.	3 6			
						149 N	Rutgers	2 6			
						155 A	Pacific	1 4			
						155 A	Pacific	2 7			
						155 A	Pacific	3 9			
						168 A	New Orleans	8 16			
						193 A	Purdue	1 10			
						199 A	Saint Louis	5 7			
						199 A	Saint Louis	3 7			
199 A	Saint Louis	3 8									
			LAST 10 GAMES			220 A	UIC	8 4			
						220 A	UIC	1 5			
						220 A	UIC	1 7			
						248 H	Northern Ill.	10 8			
						275 A	Utah Valley	7 6			
						275 A	Utah Valley	6 16			

Non-Div. I Games:

Chicago St.

C
h
i
c
a
g
o
s
t
.

Chicago, Ill. :

Chicago St.

Average RPI Win:	250	WON-LOST RECORD	WINNING PCT. RANK	LAST 10 GAMES	STRENGTH OF SCHEDULE	OPP. STRENGTH OF SCHEDULE	TEAM RPI	ADJ RPI	CONF. RPI	ADJ CONF. RPI		
Average RPI Loss:	243											
DIV. I ONLY		14-23-0	.37838	235	4-6-0	282	294	278	.4122	278	30	30
DIV. I NON-CONF.		4-10-0	.28571	245	0-1-0	273	276	281	.40321	281	31	31

TOTALS	RPI 1-25	RPI 26-50		W-L RECORDS		RPI 51-100		RPI 101-150		RPI 150+		
14-23-0	0-0-0	0-0-0		OVERALL		0-0-0		2-2-0		12-21-0		
6-7-0	0-0-0	0-0-0		HOME		0-0-0		2-1-0		4-6-0		
7-14-0	0-0-0	0-0-0		AWAY		0-0-0		0-1-0		7-13-0		
1-2-0	0-0-0	0-0-0		NEUTRAL		0-0-0		0-0-0		1-2-0		
4-10-0	0-0-0	0-0-0		NON-CONFERENCE		0-0-0		2-2-0		2-8-0		
2-2-0	0-0-0	0-0-0		HOME		0-0-0		2-1-0		0-1-0		
1-6-0	0-0-0	0-0-		AWAY		0-0-0		0-1-0		1-5-0		
1-2-0	0-0-0	0-0-0		NEUTRAL		0-0-0		0-0-0		1-2-0		
10-13-0	0-0-0	0-0-0		CONFERENCE		0-0-0		0-0-0		10-13-0		
4-5-0	0-0-0	0-0-0		HOME		0-0-0		0-0-0		4-5-0		
6-8-0	0-0-0	0-0-0		AWAY		0-0-0		0-0-0		6-8-0		
0-0-0	0-0-0	0-0-0		NEUTRAL		0-0-0		0-0-0		0-0-0		
RPI	S	Opponent	Score	RPI	S	Opponent	Score	RPI	S	Opponent	Score	
								125	H	Marist	6 1	
								125	H	Marist	2 12	
								125	H	Marist	3 1	
								148	A	Navy	3 11	
								226	N	UMBC	6 5	
								226	N	UMBC	2 3	
								226	N	UMBC	5 10	
								228	A	George Washington	1 18	
								237	A	Coppin St.	5 11	
								237	A	Coppin St.	10 0	
								237	A	Coppin St.	4 14	
								237	H	Coppin St.	5 1	
								237	H	Coppin St.	5 10	
								237	H	Coppin St.	11 12	
								239	A	Delaware	2 13	
								254	A	La Salle	2 12	
								254	H	La Salle	4 7	
								262	A	Norfolk St.	0 9	
								262	A	Norfolk St.	2 7	
								262	A	Norfolk St.	5 8	
								262	A	Norfolk St.	14 0	
				LAST 10 GAMES				262	A	Norfolk St.	2 4	
				262	A	Norfolk St.	2 4	262	H	Norfolk St.	3 7	
				262	A	Norfolk St.	14 0	270	A	N.C. Central	1 4	
				297	H	UMES	11 5	262	A	Norfolk St.	2 3	
				297	H	UMES	8 12	297	H	UMES	15 5	
				262	H	Norfolk St.	16 6	237	A	Coppin St.	5 11	
								270	A	N.C. Central		

Non-Div. I Games:

Delaware St.

RPI	S	Opponent	Score	
270	A	N.C. Central	1	4
271	A	The Citadel	0	5
271	A	The Citadel	3	1
271	A	The Citadel	3	9
297	A	UMES	9	2
297	A	UMES	10	5
297	A	UMES	6	2
297	H	UMES	8	12
297	H	UMES	15	5
297	H	UMES	11	5

Delaware St.

D
e
l
a
w
a
r
e
S
t
.

D
e
l
a
w
a
r
e
S
t
.

[illegible]

Non-Div. I Games:

Bucknell

Bucknell

Average RPI Win:	240	WON-LOST RECORD	WINNING PCT. RANK	LAST 10 GAMES	STRENGTH OF SCHEDULE	OPP. STRENGTH OF SCHEDULE	TEAM RPI	ADJ RPI	CONF. RPI	ADJ CONF. RPI		
DIV. I ONLY		11-32-0	.25581	281	4-6-0	232	287	280	.41046	280	29	29
DIV. I NON-CONF.		6-22-0	.21429	275	1-2-0	142	288	261	.43025	261	27	27
<hr/>												
TOTALS	RPI 1-25	RPI 26-50		W-L RECORDS		RPI 51-100		RPI 101-150		RPI 150+		
11-32-0	0-0-0	0-1-0		OVERALL		0-0-0		1-8-0		10-23-0		
4-8-0	0-0-0	0-0-0		HOME		0-0-0		0-2-0		4-6-0		
6-21-0	0-0-0	0-0-0		AWAY		0-0-0		1-6-0		5-15-0		
1-3-0	0-0-0	0-1-0		NEUTRAL		0-0-0		0-0-0		1-2-0		
<hr/>												
6-22-0	0-0-0	0-1-0		NON-CONFERENCE		0-0-0		1-8-0		5-13-0		
1-5-0	0-0-0	0-0-0		HOME		0-0-0		0-2-0		1-3-0		
4-14-0	0-0-0	0-0-		AWAY		0-0-0		1-6-0		3-8-0		
1-3-0	0-0-0	0-1-0		NEUTRAL		0-0-0		0-0-0		1-2-0		
<hr/>												
5-10-0	0-0-0	0-0-0		CONFERENCE		0-0-0		0-0-0		5-10-0		
3-3-0	0-0-0	0-0-0		HOME		0-0-0		0-0-0		3-3-0		
2-7-0	0-0-0	0-0-0		AWAY		0-0-0		0-0-0		2-7-0		
0-0-0	0-0-0	0-0-0		NEUTRAL		0-0-0		0-0-0		0-0-0		
<hr/>												
RPI	S	Opponent	Score	RPI	S	Opponent	Score	RPI	S	Opponent	Score	
				34	N	Indiana St.	0 10					
								115	A	Stony Brook	2	4
								115	A	Stony Brook	12	8
								115	H	Stony Brook	7	11
								123	A	St. John's (NY)	1	6
								123	H	St. John's (NY)	1	7
								127	A	ETSU	3	4
								127	A	ETSU	3	14
								127	A	ETSU	4	14
								149	A	Rutgers	3	7
								181	N	Marshall	3	8
								181	N	Marshall	8	9
								186	A	UNCW	4	11
								190	H	Fairfield	0	3
								190	H	Fairfield	4	3
								190	H	Fairfield	1	3
								197	A	Fordham	2	9
								197	A	Fordham	1	5
								210	H	Seton Hall	5	0
								210	H	Seton Hall	3	14
								210	H	Seton Hall	0	7
								215	N	Hofstra	4	2
								228	A	George Washington	8	2
								228	A	George Washington	2	6
								228	A	George Washington	7	15
								230	A	Manhattan	2	5
								230	A	Manhattan	0	5
								230	A	Manhattan	4	7
<hr/>												
LAST 10 GAMES												
				190	H	Fairfield	4 3	230	A	Manhattan	0	5
				215	N	Hofstra	4 2	288	H	Rider	4	2
				251	A	Siena	2 3	123	A	St. John's (NY)	1	6
				285	A	Niagara	14 0	251	A	Siena	7	8
				190	H	Fairfield	0 3	251	A	Siena	1	4
								230	A	Manhattan		

Non-Div. I Games:

Iona

RPI	S	Opponent	Score	
232	A	LIU Brooklyn	8	16
247	A	Albany (NY)	13	1
247	H	Albany (NY)	4	5
249	A	UNC Asheville	2	9
249	A	UNC Asheville	3	7
251	A	Siena	7	8
251	A	Siena	1	4
251	A	Siena	2	3
285	A	Niagara	6	9
285	A	Niagara	9	8
285	A	Niagara	14	0
288	H	Rider	0	8
288	H	Rider	11	4
288	H	Rider	4	2
293	A	Fairleigh Dickinson	5	3

Tie,
 Loss,
 Non-Conf,
 S Site, H Home, A Away, N Neutral

Average RPI Win: 211		WON-LOST	WINNING	LAST 10	STRENGTH OF		OPP. STRENGTH	TEAM	ADJ	CONF.	ADJ CONF.
Average RPI Loss: 164		RECORD	PCT. RANK	GAMES	SCHEDULE		OF SCHEDULE	RPI	RPI	RPI	RPI
DIV. I ONLY		10-32-0	.2381	284	3-7-0		221	234	281	.40863	281
DIV. I NON-CONF.		5-19-0	.20833	279	2-2-0		96	229	248	.44227	247
TOTALS		RPI 1-25	RPI 26-50		W-L RECORDS		RPI 51-100		RPI 101-150		RPI 150+
10-32-0		0-4-0	0-0-0		OVERALL		1-5-0		1-8-0		8-15-0
8-6-0		0-0-0	0-0-0		HOME		0-0-0		1-0-0		7-6-0
2-26-0		0-4-0	0-0-0		AWAY		1-5-0		0-8-0		1-9-0
0-0-0		0-0-0	0-0-0		NEUTRAL		0-0-0		0-0-0		0-0-0
5-19-0		0-4-0	0-0-0		NON-CONFERENCE		0-3-0		1-5-0		4-7-0
4-1-0		0-0-0	0-0-0		HOME		0-0-0		1-0-0		3-1-0
1-18-0		0-4-0	0-0-		AWAY		0-3-0		0-5-0		1-6-0
0-0-0		0-0-0	0-0-0		NEUTRAL		0-0-0		0-0-0		0-0-0
5-13-0		0-0-0	0-0-0		CONFERENCE		1-2-0		0-3-0		4-8-0
4-5-0		0-0-0	0-0-0		HOME		0-0-0		0-0-0		4-5-0
1-8-0		0-0-0	0-0-0		AWAY		1-2-0		0-3-0		0-3-0
0-0-0		0-0-0	0-0-0		NEUTRAL		0-0-0		0-0-0		0-0-0
RPI S	Opponent	Score	RPI S	Opponent	Score	RPI S	Opponent	Score	RPI S	Opponent	Score
4 A	Mississippi St.	3 14				53 A	Florida St.	4 7	128 A	Kent St.	5 10
4 A	Mississippi St.	2 14				53 A	Florida St.	2 4	128 H	Kent St.	4 3
4 A	Mississippi St.	0 8				53 A	Florida St.	2 24	131 A	Milwaukee	5 8
17 A	West Virginia	1 14				70 A	Wright St.	8 18	131 A	Milwaukee	2 22
						70 A	Wright St.	10 8	131 A	Milwaukee	6 18
						70 A	Wright St.	1 7	145 A	Miami (OH)	1 9
									145 A	Miami (OH)	2 5
									145 A	Miami (OH)	3 6
									145 A	Miami (OH)	1 11
									176 A	Penn St.	15 16
									217 A	Pittsburgh	4 2
									217 A	Pittsburgh	6 16
									217 H	Pittsburgh	3 2
									220 H	UIC	6 5
									220 H	UIC	3 8
									220 H	UIC	7 3
									227 H	Toledo	5 3
									238 H	Ohio	2 3
									257 A	Tennessee Tech	2 9
									257 A	Tennessee Tech	2 7
									257 A	Tennessee Tech	4 8
									261 H	Oakland	5 7
									261 H	Oakland	0 8
									261 H	Oakland	6 5
									272 H	St. Bonaventure	10 0
									274 A	Bowling Green	5 15
									282 A	Northern Ky.	1 2
LAST 10 GAMES			282 H	Northern Ky.	6 7	145 A	Miami (OH)	1 9	261 H	Oakland	0 8
			282 H	Northern Ky.	8 10	145 A	Miami (OH)	2 5	261 H	Oakland	6 5
			131 A	Milwaukee	5 8	257 A	Tennessee Tech	4 8	272 H	St. Bonaventure	10 0
			131 A	Milwaukee	2 22	257 A	Tennessee Tech	2 9	274 A	Bowling Green	5 15
			261 H	Oakland	0 8	53 A	Florida St.	2 24	282 A	Northern Ky.	1 2

Non-Div. I Games:

Youngstown St.

RPI	S	Opponent	Score	
282	A	Northern Ky.	6	7
282	A	Northern Ky.	5	13
282	H	Northern Ky.	8	2
282	H	Northern Ky.	8	10
282	H	Northern Ky.	6	7

Youngstown St.

Y
o
u
n
g
s
t
o
w
n
s
t
.

Y
o
u
n
g
s
t
o
w
n
s
t
.

Average RPI Win: 229		WON-LOST	WINNING	LAST 10	STRENGTH OF		OPP. STRENGTH	TEAM	ADJ	CONF.	ADJ CONF.
Average RPI Loss: 156		RECORD	PCT. RANK	GAMES	SCHEDULE		OF SCHEDULE	RPI	RPI	RPI	RPI
DIV. I ONLY		9-33-0	.21429	291	2-8-0		202	229	282	.40792	26
DIV. I NON-CONF.		1-20-0	.04762	296	0-2-0		113	187	282	.40157	22
TOTALS		RPI 1-25	RPI 26-50		W-L RECORDS		RPI 51-100		RPI 101-150		RPI 150+
9-33-0	0-2-0	0-1-0		OVERALL		2-5-0		0-9-0		7-16-0	
6-9-0	0-0-0	0-0-0		HOME		2-1-0		0-4-0		4-4-0	
3-22-0	0-2-0	0-1-0		AWAY		0-4-0		0-5-0		3-10-0	
0-2-0	0-0-0	0-0-0		NEUTRAL		0-0-0		0-0-0		0-2-0	
1-20-0	0-2-0	0-1-0		NON-CONFERENCE		0-4-0		0-3-0		1-10-0	
0-3-0	0-0-0	0-0-0		HOME		0-0-0		0-1-0		0-2-0	
1-15-0	0-2-0	0-0-		AWAY		0-4-0		0-2-0		1-6-0	
0-2-0	0-0-0	0-0-0		NEUTRAL		0-0-0		0-0-0		0-2-0	
8-13-0	0-0-0	0-0-0		CONFERENCE		2-1-0		0-6-0		6-6-0	
6-6-0	0-0-0	0-0-0		HOME		2-1-0		0-3-0		4-2-0	
2-7-0	0-0-0	0-0-0		AWAY		0-0-0		0-3-0		2-4-0	
0-0-0	0-0-0	0-0-0		NEUTRAL		0-0-0		0-0-0		0-0-0	
RPI S	Opponent	Score		RPI S	Opponent	Score		RPI S	Opponent	Score	
7 A	Louisville	2	11	44 A	Kentucky	4	5	52 A	Alabama	1	15
9 A	Tennessee	0	18					52 A	Alabama	4	9
								52 A	Alabama	1	10
								70 H	Wright St.	6	3
								70 H	Wright St.	7	6
								70 H	Wright St.	1	9
								100 A	Cincinnati	6	14
								131 A	Milwaukee	2	4
								131 A	Milwaukee	8	9
								131 A	Milwaukee	2	15
								131 H	Milwaukee	2	6
								131 H	Milwaukee	3	5
								131 H	Milwaukee	12	15
								144 A	Ohio St.	8	10
								145 A	Miami (OH)	3	7
								145 H	Miami (OH)	1	16
								177 A	Western Ky.	2	19
								177 A	Western Ky.	6	9
								177 A	Western Ky.	4	5
								184 N	N.C. A&T	0	3
								184 N	N.C. A&T	3	4
								201 A	Eastern Ky.	8	11
								201 H	Eastern Ky.	2	17
								220 A	UIC	1	6
								220 A	UIC	7	11
								220 A	UIC	2	16
								255 A	Butler	5	9
								255 H	Butler	2	9
								256 A	VMI	3	8
								256 A	VMI	7	6
								261 H	Oakland	3	2
								261 H	Oakland	0	4
								261 H	Oakland	5	8
								281 A	Youngstown St.	2	8
								281 A	Youngstown St.	2	8
								281 A	Youngstown St.	2	8

Non-Div. I Games: Miami-Hamilton 9 6

Northern Ky.

RPI	S	Opponent	Score	
281	A	Youngstown St.	7	6
281	A	Youngstown St.	10	8
281	H	Youngstown St.	2	1
281	H	Youngstown St.	7	6
281	H	Youngstown St.	13	5

Northern Ky.

N
o
r
t
h
e
r
n
K
y
.

N
o
r
t
h
e
r
n
K
y
.

Average RPI Win:	240	WON-LOST RECORD	WINNING PCT. RANK	LAST 10 GAMES	STRENGTH OF SCHEDULE	OPP. STRENGTH OF SCHEDULE	TEAM RPI	ADJ RPI	CONF. RPI	ADJ CONF. RPI	
DIV. I ONLY		9-22-1	.29688 265	2-8-0	251	293	283	.407 283	30	30	
DIV. I NON-CONF.		1-5-1	.21429 275	0-1-0	190	294	285	.39711 285	31	31	
<hr/>											
TOTALS	RPI 1-25	RPI 26-50		W-L RECORDS	RPI 51-100		RPI 101-150		RPI 150+		
9-22-1	0-0-0	0-0-0		OVERALL	0-0-0		0-0-0		9-22-1		
5-8-1	0-0-0	0-0-0		HOME	0-0-0		0-0-0		5-8-1		
4-14-0	0-0-0	0-0-0		AWAY	0-0-0		0-0-0		4-14-0		
0-0-0	0-0-0	0-0-0		NEUTRAL	0-0-0		0-0-0		0-0-0		
1-5-1	0-0-0	0-0-0		NON-CONFERENCE	0-0-0		0-0-0		1-5-1		
1-2-1	0-0-0	0-0-0		HOME	0-0-0		0-0-0		1-2-1		
0-3-0	0-0-0	0-0-		AWAY	0-0-0		0-0-0		0-3-0		
0-0-0	0-0-0	0-0-0		NEUTRAL	0-0-0		0-0-0		0-0-0		
8-17-0	0-0-0	0-0-0		CONFERENCE	0-0-0		0-0-0		8-17-0		
4-6-0	0-0-0	0-0-0		HOME	0-0-0		0-0-0		4-6-0		
4-11-0	0-0-0	0-0-0		AWAY	0-0-0		0-0-0		4-11-0		
0-0-0	0-0-0	0-0-0		NEUTRAL	0-0-0		0-0-0		0-0-0		
RPI S	Opponent	Score	RPI S	Opponent	Score	RPI S	Opponent	Score	RPI S	Opponent	Score
						166 A Mercer			1	8	
						184 A N.C. A&T			3	2	
						184 A N.C. A&T			5	6	
						184 A N.C. A&T			10	4	
						204 H Omaha			0	2	
						204 H Omaha			5	4	
						204 H Omaha			3	3	
						229 A Georgia St.			1	5	
						237 H Coppin St.			8	10	
						237 H Coppin St.			10	3	
						237 H Coppin St.			5	11	
						237 H Coppin St.			7	8	
						262 A Norfolk St.			2	5	
						262 A Norfolk St.			7	10	
						262 A Norfolk St.			4	6	
						264 A Charleston So.			3	5	
						264 H Charleston So.			6	7	
						266 A Florida A&M			3	6	
						266 A Florida A&M			6	8	
						266 A Florida A&M			0	10	
						266 H Florida A&M			5	7	
						266 H Florida A&M			5	7	
						266 H Florida A&M			7	11	
						266 H Florida A&M			5	8	
						269 A Bethune-Cookman			0	13	
						269 A Bethune-Cookman			9	10	
270 A N.C. Central			9	7							
LAST 10 GAMES			266 H Florida A&M			5	8				
237 H Coppin St.			8	10	270 A N.C. Central			9	7		
237 H Coppin St.			7	8	266 H Florida A&M			7	11		
262 A Norfolk St.			4	6	266 H Florida A&M			5	7		
270 A N.C. Central			2	12	266 H Florida A&M			5	7		
270 A N.C. Central			17	12	229 A Georgia St.			1	5		
			269 A Bethune-Cookman			5	8				
			269 A Bethune-Cookman			0	13				
			269 A Bethune-Cookman			9	10				
			270 A N.C. Central			9	7				

Non-Div. I Games:

Savannah St.

RPI	S	Opponent	Score	
270	A	N.C. Central	17	12
270	A	N.C. Central	2	12
270	H	N.C. Central	4	1
270	H	N.C. Central	4	3
270	H	N.C. Central	5	3

Savannah St.

S
a
v
a
n
n
a
h
S
t
.

S
a
v
a
n
n
a
h
S
t
.

Average RPI Win: 201		WON-LOST	WINNING	LAST 10	STRENGTH OF		OPP. STRENGTH	TEAM	ADJ	CONF.	ADJ CONF.
Average RPI Loss: 177		RECORD	PCT. RANK	GAMES	SCHEDULE		OF SCHEDULE	RPI	RPI	RPI	RPI
DIV. I ONLY		9-32-1	.22619	290	4-6-0		245	232	284	.40324	284
DIV. I NON-CONF.		3-20-1	.14583	289	0-2-0		238	201	284	.3981	284
TOTALS		RPI 1-25	RPI 26-50		W-L RECORDS		RPI 51-100		RPI 101-150		RPI 150+
9-32-1	0-0-0	0-0-0		OVERALL		1-6-0		1-5-0		7-21-1	
5-6-0	0-0-0	0-0-0		HOME		0-0-0		0-0-0		5-6-0	
3-20-0	0-0-0	0-0-0		AWAY		0-3-0		1-5-0		2-12-0	
1-6-1	0-0-0	0-0-0		NEUTRAL		1-3-0		0-0-0		0-3-1	
3-20-1	0-0-0	0-0-0		NON-CONFERENCE		1-6-0		0-0-0		2-14-1	
0-2-0	0-0-0	0-0-0		HOME		0-0-0		0-0-0		0-2-0	
2-12-0	0-0-0	0-0-0		AWAY		0-3-0		0-0-0		2-9-0	
1-6-1	0-0-0	0-0-0		NEUTRAL		1-3-0		0-0-0		0-3-1	
6-12-0	0-0-0	0-0-0		CONFERENCE		0-0-0		1-5-0		5-7-0	
5-4-0	0-0-0	0-0-0		HOME		0-0-0		0-0-0		5-4-0	
1-8-0	0-0-0	0-0-0		AWAY		0-0-0		1-5-0		0-3-0	
0-0-0	0-0-0	0-0-0		NEUTRAL		0-0-0		0-0-0		0-0-0	
RPI S	Opponent	Score	RPI S	Opponent	Score	RPI S	Opponent	Score	RPI S	Opponent	Score
						87 A	TCU	1 12	118 A	Ball St.	5 11
						87 A	TCU	4 16	118 A	Ball St.	2 3
						87 A	TCU	2 12	118 A	Ball St.	7 5
						97 N	Incarnate Word	3 8	145 A	Miami (OH)	3 13
						97 N	Incarnate Word	0 4	145 A	Miami (OH)	6 7
						98 N	Notre Dame	3 11	145 A	Miami (OH)	6 7
						98 N	Notre Dame	4 2	151 A	A&M-Corpus Christi	4 12
									151 A	A&M-Corpus Christi	2 8
									151 A	A&M-Corpus Christi	2 7
									169 A	Dayton	10 2
									169 H	Dayton	1 4
									181 A	Marshall	3 10
									181 A	Marshall	3 25
									181 A	Marshall	1 6
									181 A	Marshall	5 8
									187 A	Michigan St.	3 5
									196 A	Abilene Christian	6 5
									218 N	NJIT	9 10
									218 N	NJIT	9 9
									218 N	NJIT	4 10
									218 N	NJIT	4 5
									227 H	Toledo	6 5
									227 H	Toledo	5 3
									227 H	Toledo	6 5
									238 H	Ohio	1 6
									238 H	Ohio	2 8
									238 H	Ohio	3 6
Non-Div. I Games:			Northwestern Ohio		13 3	Concordia (MI)		11 6	Eastern Mich.		

Eastern Mich.

Average RPI Win: 210		WON-LOST RECORD		WINNING PCT. RANK		LAST 10 GAMES		STRENGTH OF SCHEDULE		OPP. STRENGTH OF SCHEDULE		TEAM RPI		ADJ RPI		CONF. RPI		ADJ CONF. RPI						
DIV. I ONLY		11-27-0		.28947 268		4-6-0		291		246		285		.40291 285		29		29						
DIV. I NON-CONF.		5-16-0		.2381 266		0		284		218		278		.40827 278		27		27						
TOTALS		RPI 1-25		RPI 26-50		W-L RECORDS		RPI 51-100		RPI 101-150		RPI 150+												
11-27-0		0-0-0		0-1-0		OVERALL		2-1-0		1-3-0		8-22-0												
2-7-0		0-0-0		0-0-0		HOME		0-0-0		0-0-0		2-7-0												
8-18-0		0-0-0		0-1-0		AWAY		2-1-0		1-2-0		5-14-0												
1-2-0		0-0-0		0-0-0		NEUTRAL		0-0-0		0-1-0		1-1-0												
5-16-0		0-0-0		0-1-0		NON-CONFERENCE		2-1-0		0-1-0		3-13-0												
1-1-0		0-0-0		0-0-0		HOME		0-0-0		0-0-0		1-1-0												
4-13-0		0-0-0		0-0-		AWAY		2-1-0		0-0-0		2-11-0												
0-2-0		0-0-0		0-0-0		NEUTRAL		0-0-0		0-1-0		0-1-0												
6-11-0		0-0-0		0-0-0		CONFERENCE		0-0-0		1-2-0		5-9-0												
1-6-0		0-0-0		0-0-0		HOME		0-0-0		0-0-0		1-6-0												
4-5-0		0-0-0		0-0-0		AWAY		0-0-0		1-2-0		3-3-0												
1-0-0		0-0-0		0-0-0		NEUTRAL		0-0-0		0-0-0		1-0-0												
RPI	S	Opponent		Score		RPI	S	Opponent		Score		RPI	S	Opponent		Score								
						32	A	BYU	5	11			100	A	Cincinnati	2	1			119	N	Utah	6	10
													100	A	Cincinnati	8	7			125	A	Marist	3	5
													100	A	Cincinnati	0	5			125	A	Marist	5	3
																				125	A	Marist	3	19
																				157	A	New Mexico	3	5
																				157	A	New Mexico	5	3
																				157	A	New Mexico	4	7
																				157	A	New Mexico	3	13
																				161	H	Canisius	0	9
																				161	N	Canisius	6	5
																				184	A	N.C. A&T	2	6
																				184	A	N.C. A&T	3	4
																				184	A	N.C. A&T	0	6
																				195	A	Binghamton	4	16
																				209	H	Quinnipiac	2	7
																				209	H	Quinnipiac	1	3
																				209	H	Quinnipiac	1	7
																				221	N	Central Conn. St.	4	5
																				259	A	Monmouth	3	8
																				259	A	Monmouth	3	9
																				259	A	Monmouth	5	0
																				272	H	St. Bonaventure	9	4
																				272	H	St. Bonaventure	6	10
																				275	A	Utah Valley	2	8
																				275	A	Utah Valley	12	8
																				279	A	Bucknell	1	7
																				279	A	Bucknell	1	14
LAST 10 GAMES																				209	H	Quinnipiac	1	3
																				209	H	Quinnipiac	2	7
																				209	H	Quinnipiac	1	7
																				161	H	Canisius	0	9
																				32	A	BYU	5	11
																				279	A	Bucknell	1	13
																				279	A	Bucknell	1	7
																				184	A	N.C. A&T	0	6
																				157	A	New Mexico	3	5
																				288	A	Rider	1	0
																				279	A	Bucknell	1	14

Non-Div. I Games:

Niagara

RPI	S	Opponent	Score	
279	A	Bucknell	1	13
280	H	Iona	8	9
280	H	Iona	9	6
280	H	Iona	0	14
288	A	Rider	5	13
288	A	Rider	12	9
288	A	Rider	1	0

Niagara

N
i
a
g
a
r
a

N
i
a
g
a
r
a

[illegible]

Non-Div. I Games:

Villanova

RPI	S	Opponent	Score	
253	N	George Mason	5	12
254	A	La Salle	7	8
254	H	La Salle	8	6
254	H	La Salle	1	0
259	H	Monmouth	5	6
272	N	St. Bonaventure	16	3
277	N	Chicago St.	11	12
277	N	Chicago St.	9	13
279	H	Bucknell	5	10
296	N	Mt. St. Mary's	16	19

Average RPI Win:	224	WON-LOST RECORD	WINNING PCT. RANK	LAST 10 GAMES	STRENGTH OF SCHEDULE	OPP. STRENGTH OF SCHEDULE	TEAM RPI	ADJ RPI	CONF. RPI	ADJ CONF. RPI	
Average RPI Loss:	158										
DIV. I ONLY	8-26-0	.23529	287	2-8-0	238	228	286	.39561	287	22	22
DIV. I NON-CONF.	3-13-0	.1875	281	0	268	159	293	.37973	292	25	25
<hr/>											
TOTALS	RPI 1-25	RPI 26-50		W-L RECORDS		RPI 51-100		RPI 101-150		RPI 150+	
8-26-0	0-0-0	0-0-0		OVERALL		0-6-0		2-11-0		6-9-0	
7-6-0	0-0-0	0-0-0		HOME		0-0-0		2-2-0		5-4-0	
1-17-0	0-0-0	0-0-0		AWAY		0-3-0		0-9-0		1-5-0	
0-3-0	0-0-0	0-0-0		NEUTRAL		0-3-0		0-0-0		0-0-0	
<hr/>											
3-13-0	0-0-0	0-0-0		NON-CONFERENCE		0-3-0		1-6-0		2-4-0	
3-1-0	0-0-0	0-0-0		HOME		0-0-0		1-0-0		2-1-0	
0-9-0	0-0-0	0-0-		AWAY		0-0-0		0-6-0		0-3-0	
0-3-0	0-0-0	0-0-0		NEUTRAL		0-3-0		0-0-0		0-0-0	
<hr/>											
5-13-0	0-0-0	0-0-0		CONFERENCE		0-3-0		1-5-0		4-5-0	
4-5-0	0-0-0	0-0-0		HOME		0-0-0		1-2-0		3-3-0	
1-8-0	0-0-0	0-0-0		AWAY		0-3-0		0-3-0		1-2-0	
0-0-0	0-0-0	0-0-0		NEUTRAL		0-0-0		0-0-0		0-0-0	
<hr/>											
RPI	S	Opponent	Score	RPI	S	Opponent	Score	RPI	S	Opponent	Score
				60 N Washington 2 3				103 A Air Force 6 9			
				60 N Washington 1 11				103 A Air Force 0 6			
				60 N Washington 8 25				103 H Air Force 5 4			
				99 A UTRGV 1 11				112 A New Mexico St. 9 19			
				99 A UTRGV 0 10				112 A New Mexico St. 9 10			
				99 A UTRGV 2 3				112 A New Mexico St. 0 5			
								137 H California Baptist 6 1			
								137 H California Baptist 4 19			
								137 H California Baptist 5 11			
								138 A Portland 0 4			
								138 A Portland 8 9			
								138 A Portland 2 17			
								138 A Portland 5 8			
								236 A UC Davis 2 11			
								236 A UC Davis 0 12			
								236 A UC Davis 2 9			
								240 A CSU Bakersfield 4 16			
								240 A CSU Bakersfield 2 6			
								240 A CSU Bakersfield 9 7			
								242 H North Dakota St. 3 1			
				242 H North Dakota St. 5 11							
				242 H North Dakota St. 7 6							
LAST 10 GAMES											
99 A UTRGV 0 10				60 N Washington 8 25				275 H Utah Valley 6 9			
99 A UTRGV 1 11				60 N Washington 1 11				275 H Utah Valley 4 5			
103 A Air Force 0 6				138 A Portland 5 8				275 H Utah Valley 11 10			
242 H North Dakota St. 5 11				137 H California Baptist 6 1				277 H Chicago St. 5 6			
242 H North Dakota St. 7 6				137 H California Baptist 4 19				277 H Chicago St. 15 9			

Non-Div. I Games: Colorado St.-Pueblo 17 7 MSU Denver 2 15 MSU Denver 6 17 Northern Colo.

Northern Colo.

N o r t h e r n C o l o .

Northern Colo.

RPI	S	Opponent	Score	
254	A	La Salle	7	6
254	A	La Salle	5	7
254	A	La Salle	12	11
255	N	Butler	9	4
255	N	Butler	3	14
255	N	Butler	2	9
280	A	Iona	4	11
280	A	Iona	8	0
280	A	Iona	2	4
285	H	Niagara	0	1
285	H	Niagara	13	5
285	H	Niagara	9	12
299	A	Saint Peter's	6	7
299	A	Saint Peter's	7	0
299	A	Saint Peter's	14	3

Rider

R
i
d
e
r

R
i
d
e
r

Average RPI Win:	251	WON-LOST	WINNING	LAST 10	STRENGTH OF	OPP. STRENGTH	TEAM	ADJ	CONF.	ADJ CONF.		
Average RPI Loss:	199	RECORD	PCT. RANK	GAMES	SCHEDULE	OF SCHEDULE	RPI	RPI	RPI	RPI		
DIV. I ONLY	10-34-0	.22727	289	1-9-0	269	262	290	.38073	289	21	21	
DIV. I NON-CONF.	6-17-0	.26087	256	1-2-0	282	287	294	.37427	294	19	19	
TOTALS	RPI 1-25	RPI 26-50	W-L RECORDS		RPI 51-100	RPI 101-150		RPI 150+				
10-34-0	0-0-0	0-0-0	OVERALL		0-2-0	0-7-0		10-25-0				
7-16-0	0-0-0	0-0-0	HOME		0-1-0	0-0-0		7-15-0				
3-18-0	0-0-0	0-0-0	AWAY		0-1-0	0-7-0		3-10-0				
0-0-0	0-0-0	0-0-0	NEUTRAL		0-0-0	0-0-0		0-0-0				
6-17-0	0-0-0	0-0-0	NON-CONFERENCE		0-2-0	0-1-0		6-14-0				
5-9-0	0-0-0	0-0-0	HOME		0-1-0	0-0-0		5-8-0				
1-8-0	0-0-0	0-0-	AWAY		0-1-0	0-1-0		1-6-0				
0-0-0	0-0-0	0-0-0	NEUTRAL		0-0-0	0-0-0		0-0-0				
4-17-0	0-0-0	0-0-0	CONFERENCE		0-0-0	0-6-0		4-11-0				
2-7-0	0-0-0	0-0-0	HOME		0-0-0	0-0-0		2-7-0				
2-10-0	0-0-0	0-0-0	AWAY		0-0-0	0-6-0		2-4-0				
0-0-0	0-0-0	0-0-0	NEUTRAL		0-0-0	0-0-0		0-0-0				
RPI	S	Opponent	Score	RPI	S	Opponent	Score	RPI	S	Opponent	Score	
						65 A Virginia	4 13	136 A High Point		2 12		
						73 H VCU	6 12	136 A High Point		7 8		
								136 A High Point		1 3		
								141 A Radford		6 11		
								141 A Radford		4 5		
								141 A Radford		6 10		
								150 A James Madison		1 3		
								165 A Gardner-Webb		5 9		
								165 A Gardner-Webb		3 2		
								165 A Gardner-Webb		9 7		
								167 H Winthrop		4 12		
								167 H Winthrop		3 9		
								167 H Winthrop		3 10		
								179 H Army West Point		3 10		
								179 H Army West Point		2 12		
								214 A Hawaii		4 8		
								214 A Hawaii		3 9		
								214 A Hawaii		1 9		
								214 A Hawaii		4 5		
								222 H USC Upstate		9 13		
								222 H USC Upstate		2 16		
								222 H USC Upstate		2 4		
						LAST 10 GAMES						
						141 A Radford	4 5	297 H UMES		0 3	247 H Albany (NY)	8 6
						264 H Charleston So.	7 6	247 H Albany (NY)		9 0	247 H Albany (NY)	2 13
						264 H Charleston So.	3 2	179 H Army West Point		3 10	247 H Albany (NY)	9 0
						297 H UMES	6 1	256 H VMI		7 14	249 A UNC Asheville	3 14
						297 H UMES	4 3	222 H USC Upstate		2 4	249 A UNC Asheville	8 11

Non-Div. I Games:

Longwood

RPI	S	Opponent	Score	
249	A	UNC Asheville	8	11
253	A	George Mason	3	4
253	H	George Mason	3	4
256	H	VMI	7	14
259	H	Monmouth	3	17
262	A	Norfolk St.	5	3
262	H	Norfolk St.	4	10
264	H	Charleston So.	7	6
264	H	Charleston So.	3	2
264	H	Charleston So.	3	16
270	A	N.C. Central	6	9
297	H	UMES	6	1
297	H	UMES	4	3
297	H	UMES	0	3
297	H	UMES	4	2

Longwood

L
o
n
g
w
o
o
d

L
o
n
g
w
o
o
d

Average RPI Win: 284		WON-LOST RECORD		WINNING PCT. RANK		LAST 10 GAMES		STRENGTH OF SCHEDULE		OPP. STRENGTH OF SCHEDULE		TEAM RPI		ADJ RPI		CONF. RPI		ADJ CONF. RPI	
DIV. I ONLY		6-22-0		.21429 291		2-8-0		267		298		289		.38038 290		31		31	
DIV. I NON-CONF.		0-7-0		0 298		0-1-0		24		87		276		.41337 276		30		30	
TOTALS		RPI 1-25		RPI 26-50		W-L RECORDS		RPI 51-100		RPI 101-150		RPI 150+							
6-22-0		0-1-0		0-0-0		OVERALL		0-3-0		0-3-0		6-15-0							
2-6-0		0-0-0		0-0-0		HOME		0-0-0		0-0-0		2-6-0							
4-16-0		0-1-0		0-0-0		AWAY		0-3-0		0-3-0		4-9-0							
0-0-0		0-0-0		0-0-0		NEUTRAL		0-0-0		0-0-0		0-0-0							
0-7-0		0-1-0		0-0-0		NON-CONFERENCE		0-3-0		0-3-0		0-0-0							
0-0-0		0-0-0		0-0-0		HOME		0-0-0		0-0-0		0-0-0							
0-7-0		0-1-0		0-0-		AWAY		0-3-0		0-3-0		0-0-0							
0-0-0		0-0-0		0-0-0		NEUTRAL		0-0-0		0-0-0		0-0-0							
6-15-0		0-0-0		0-0-0		CONFERENCE		0-0-0		0-0-0		6-15-0							
2-6-0		0-0-0		0-0-0		HOME		0-0-0		0-0-0		2-6-0							
4-9-0		0-0-0		0-0-0		AWAY		0-0-0		0-0-0		4-9-0							
0-0-0		0-0-0		0-0-0		NEUTRAL		0-0-0		0-0-0		0-0-0							
RPI	S	Opponent		Score		RPI	S	Opponent		Score		RPI	S	Opponent		Score			
4	A	Mississippi St.		5	18					57	A	Louisiana Tech	1	21	114	A	Memphis	1	8
										95	A	Northwestern St.	0	9	132	A	Arkansas St.	2	4
										95	A	Northwestern St.	0	11	132	A	Arkansas St.	0	10
															241	A	Grambling	7	9
															263	A	Jackson St.	3	19
															263	A	Jackson St.	2	5
															263	A	Jackson St.	2	12
															263	H	Jackson St.	1	11
															263	H	Jackson St.	2	0
															263	H	Jackson St.	3	13
															267	A	Alabama St.	3	13
															267	A	Alabama St.	6	12
															267	A	Alabama St.	12	11
															267	H	Alabama St.	4	5
															267	H	Alabama St.	2	12
															292	A	Alabama A&M	2	6
															292	A	Alabama A&M	0	6
															292	A	Alabama A&M	6	11
															294	A	Alcorn	15	5
															294	A	Alcorn	14	2
															294	A	Alcorn	9	2
															294	H	Alcorn	6	7
															294	H	Alcorn	3	2
															294	H	Alcorn	12	14
LAST 10 GAMES																			
				267	H	Alabama St.	2	12			294	H	Alcorn	6	7				
				267	H	Alabama St.	4	5			294	H	Alcorn	3	2				
				267	A	Alabama St.	3	13			263	A	Jackson St.	3	19				
				267	A	Alabama St.	12	11			263	A	Jackson St.	2	5				
				294	H	Alcorn	12	14			263	A	Jackson St.	2	12				
Non-Div. I Games:		Delta St.		6	12	Tougaloo		1	0	Tougaloo		13	9	Delta St.		0	8	Mississippi Val.	

Average RPI Win: 257		WON-LOST RECORD		WINNING PCT. RANK		LAST 10 GAMES		STRENGTH OF SCHEDULE		OPP. STRENGTH OF SCHEDULE		TEAM RPI		ADJ RPI		CONF. RPI		ADJ CONF. RPI	
DIV. I ONLY		6-36-0		.14286 297		0-10-0		252		276		291		.38033 291		31		31	
DIV. I NON-CONF.		2-16-0		.11111 292		0-6-0		34		91		236		.45089 235		30		30	
TOTALS		RPI 1-25		RPI 26-50		W-L RECORDS		RPI 51-100		RPI 101-150		RPI 150+							
6-36-0		0-4-0		0-1-0		OVERALL		0-4-0		0-3-0		6-24-0							
1-11-0		0-0-0		0-0-0		HOME		0-0-0		0-1-0		1-10-0							
4-23-0		0-4-0		0-1-0		AWAY		0-4-0		0-2-0		4-12-0							
1-2-0		0-0-0		0-0-0		NEUTRAL		0-0-0		0-0-0		1-2-0							
2-16-0		0-4-0		0-1-0		NON-CONFERENCE		0-4-0		0-3-0		2-4-0							
0-2-0		0-0-0		0-0-0		HOME		0-0-0		0-1-0		0-1-0							
1-14-0		0-4-0		0-0-		AWAY		0-4-0		0-2-0		1-3-0							
1-0-0		0-0-0		0-0-0		NEUTRAL		0-0-0		0-0-0		1-0-0							
4-20-0		0-0-0		0-0-0		CONFERENCE		0-0-0		0-0-0		4-20-0							
1-9-0		0-0-0		0-0-0		HOME		0-0-0		0-0-0		1-9-0							
3-9-0		0-0-0		0-0-0		AWAY		0-0-0		0-0-0		3-9-0							
0-2-0		0-0-0		0-0-0		NEUTRAL		0-0-0		0-0-0		0-2-0							
RPI	S	Opponent		Score		RPI	S	Opponent		Score		RPI	S	Opponent		Score			
3	A	Arkansas		4	16	36	A	Oklahoma		0	8	107	A	Little Rock		3	12		
4	A	Mississippi St.		1	14							97	A	Incarnate Word		11	15		
21	A	Ole Miss		0	25							97	A	Incarnate Word		3	9		
21	A	Ole Miss		2	12							97	A	Incarnate Word		1	12		
														143	A	Central Ark.			
														143	H	Central Ark.			
														153	A	SFA			
														153	H	SFA			
														196	A	Abilene Christian			
														196	A	Abilene Christian			
														196	A	Abilene Christian			
														206	A	Southern U.			
														206	A	Southern U.			
														206	A	Southern U.			
														206	H	Southern U.			
														206	H	Southern U.			
														241	A	Grambling			
														241	A	Grambling			
														241	A	Grambling			
														241	H	Grambling			
														241	H	Grambling			
														241	H	Grambling			
														246	H	Texas Southern			
														246	H	Texas Southern			
														246	H	Texas Southern			
														266	N	Florida A&M			
														267	N	Alabama St.			
														292	A	Alabama A&M			
														292	A	Alabama A&M			
														292	A	Alabama A&M			
														153	H	SFA			
														97	A	Incarnate Word			
														21	A	Ole Miss			
														206	A	Southern U.			
														206	A	Southern U.			
														206	H	Southern U.			
														206	H	Southern U.			
														295	H	Prairie View			

RPI	S	Opponent	Score	
294	N	Alcorn	9	10
295	A	Prairie View	17	2
295	A	Prairie View	2	9
295	A	Prairie View	7	9
295	H	Prairie View	8	11
295	H	Prairie View	3	4

Ark.-Pine Bluff

A
r
k
.
-
P
i
n
e
B
l
u
f
f

A
r
k
.
-
P
i
n
e
B
l
u
f
f

Average RPI Win: 271		WON-LOST	WINNING	LAST 10	STRENGTH OF		OPP. STRENGTH	TEAM	ADJ	CONF.	ADJ CONF.
Average RPI Loss: 202		RECORD	PCT. RANK	GAMES	SCHEDULE		OF SCHEDULE	RPI	RPI	RPI	RPI
DIV. I ONLY		13-35-0	.27083	277	1-9-0		289	282	292	.37983	292
DIV. I NON-CONF.		3-22-0	.12	291	0-6-0		256	195	292	.38487	291
TOTALS		RPI 1-25	RPI 26-50		W-L RECORDS		RPI 51-100		RPI 101-150		RPI 150+
13-35-0	0-6-0	0-0-0		OVERALL		0-1-0		0-2-0		13-26-0	
7-15-0	0-0-0	0-0-0		HOME		0-0-0		0-0-0		7-15-0	
6-20-0	0-6-0	0-0-0		AWAY		0-1-0		0-2-0		6-11-0	
0-0-0	0-0-0	0-0-0		NEUTRAL		0-0-0		0-0-0		0-0-0	
3-22-0	0-6-0	0-0-0		NON-CONFERENCE		0-1-0		0-2-0		3-13-0	
0-7-0	0-0-0	0-0-0		HOME		0-0-0		0-0-0		0-7-0	
3-15-0	0-6-0	0-0-0		AWAY		0-1-0		0-2-0		3-6-0	
0-0-0	0-0-0	0-0-0		NEUTRAL		0-0-0		0-0-0		0-0-0	
10-13-0	0-0-0	0-0-0		CONFERENCE		0-0-0		0-0-0		10-13-0	
7-8-0	0-0-0	0-0-0		HOME		0-0-0		0-0-0		7-8-0	
3-5-0	0-0-0	0-0-0		AWAY		0-0-0		0-0-0		3-5-0	
0-0-0	0-0-0	0-0-0		NEUTRAL		0-0-0		0-0-0		0-0-0	
RPI S	Opponent	Score		RPI S	Opponent	Score		RPI S	Opponent	Score	
7 A	Louisville	3	14					92 A	Samford	2	4
7 A	Louisville	1	32					102 A	Morehead St.	5	11
7 A	Louisville	3	15					166 A	Mercer	1	10
12 A	Auburn	1	10					166 A	Mercer	7	8
12 A	Auburn	2	10					166 A	Mercer	0	21
24 A	Missouri	5	13					171 A	UAB	16	8
								208 A	UT Martin	3	8
								208 H	UT Martin	3	12
								244 A	North Ala.	5	6
								255 H	Butler	1	6
								257 A	Tennessee Tech	8	28
								257 H	Tennessee Tech	2	23
								263 A	Jackson St.	5	0
								263 A	Jackson St.	6	11
								263 A	Jackson St.	5	4
								263 H	Jackson St.	3	16
								263 H	Jackson St.	6	11
								263 H	Jackson St.	5	12
								267 A	Alabama St.	5	6
								267 A	Alabama St.	1	11
								267 A	Alabama St.	5	4
								267 H	Alabama St.	8	12
								267 H	Alabama St.	13	6
								267 H	Alabama St.	2	4
								269 A	Bethune-Cookman	7	4
								269 A	Bethune-Cookman	8	2
								290 H	Mississippi Val.	6	0
LAST 10 GAMES											
298 H	Purdue Fort Wayne	4	5	92 A	Samford	2	4				
244 A	North Ala.	5	6	267 H	Alabama St.	8	12				
7 A	Louisville	3	14	267 H	Alabama St.	13	6				
7 A	Louisville	3	15	267 H	Alabama St.	2	4				
7 A	Louisville	1	32	257 A	Tennessee Tech	8	28				

Non-Div. I Games:

Alabama A&M

RPI	S	Opponent	Score	
290	H	Mississippi Val.	6	2
290	H	Mississippi Val.	11	6
291	H	Ark.-Pine Bluff	6	2
291	H	Ark.-Pine Bluff	12	13
291	H	Ark.-Pine Bluff	3	7
294	A	Alcorn	4	8
294	A	Alcorn	9	10
294	H	Alcorn	7	5
294	H	Alcorn	1	4
294	H	Alcorn	11	2
298	H	Purdue Fort Wayne	5	6
298	H	Purdue Fort Wayne	8	9
298	H	Purdue Fort Wayne	2	10
298	H	Purdue Fort Wayne	4	5

Alabama A&M

A
l
a
b
a
m
a
A
&
M

A
l
a
b
a
m
a
A
&
M

Average RPI Win:	265	WON-LOST RECORD	WINNING PCT. RANK	LAST 10 GAMES	STRENGTH OF SCHEDULE	OPP. STRENGTH OF SCHEDULE	TEAM RPI	ADJ RPI	CONF. RPI	ADJ CONF. RPI		
DIV. I ONLY	11-30-1	.27381	274	4-6-0	288	289	294	.37195	293	28	28	
DIV. I NON-CONF.	5-21-1	.2037	280	3-4-0	292	291	298	.35469	298	29	29	
<hr/>												
TOTALS	RPI 1-25	RPI 26-50		W-L RECORDS		RPI 51-100		RPI 101-150		RPI 150+		
11-30-1	0-0-0	0-0-0		OVERALL		0-3-0		0-2-0		11-25-1		
8-11-1	0-0-0	0-0-0		HOME		0-0-0		0-0-0		8-11-1		
2-17-0	0-0-0	0-0-0		AWAY		0-3-0		0-2-0		2-12-0		
1-2-0	0-0-0	0-0-0		NEUTRAL		0-0-0		0-0-0		1-2-0		
<hr/>												
5-21-1	0-0-0	0-0-0		NON-CONFERENCE		0-0-0		0-2-0		5-19-1		
3-7-1	0-0-0	0-0-0		HOME		0-0-0		0-0-0		3-7-1		
1-12-0	0-0-0	0-0-		AWAY		0-0-0		0-2-0		1-10-0		
1-2-0	0-0-0	0-0-0		NEUTRAL		0-0-0		0-0-0		1-2-0		
<hr/>												
6-9-0	0-0-0	0-0-0		CONFERENCE		0-3-0		0-0-0		6-6-0		
5-4-0	0-0-0	0-0-0		HOME		0-0-0		0-0-0		5-4-0		
1-5-0	0-0-0	0-0-0		AWAY		0-3-0		0-0-0		1-2-0		
0-0-0	0-0-0	0-0-0		NEUTRAL		0-0-0		0-0-0		0-0-0		
<hr/>												
RPI S	Opponent	Score	RPI S	Opponent	Score	RPI S	Opponent	Score	RPI S	Opponent	Score	
						56 A Bryant	11	12	123 A	St. John's (NY)	4	11
						56 A Bryant	6	19	137 A	California Baptist	1	5
						56 A Bryant	0	13	169 H	Dayton	3	3
						179 N	Army West Point	10	5			
						191 A	Penn	5	18			
						191 A	Penn	4	8			
						191 H	Penn	2	16			
						191 H	Penn	5	8			
						197 H	Fordham	10	22			
						210 H	Seton Hall	5	10			
						210 H	Seton Hall	6	5			
						210 H	Seton Hall	1	8			
						216 H	Sacred Heart	5	12			
						216 H	Sacred Heart	6	13			
						216 H	Sacred Heart	6	5			
						224 N	Dartmouth	1	6			
						224 N	Dartmouth	3	4			
						232 H	LIU Brooklyn	3	5			
						232 H	LIU Brooklyn	17	2			
						232 H	LIU Brooklyn	8	13			
						240 A	CSU Bakersfield	2	12			
						240 A	CSU Bakersfield	4	5			
						240 A	CSU Bakersfield	2	17			
						240 A	CSU Bakersfield	4	9			
						247 A	Albany (NY)	2	8			
252 A	Lehigh	3	8									
252 H	Lehigh	6	20									
<hr/>												
			LAST 10 GAMES									
169 H	Dayton	3	3	224 N	Dartmouth	3	4	240 A	CSU Bakersfield	2	17	
210 H	Seton Hall	6	5	299 A	Saint Peter's	9	1	240 A	CSU Bakersfield	4	9	
299 H	Saint Peter's	6	0	299 A	Saint Peter's	1	5	247 A	Albany (NY)	2	8	
191 H	Penn	2	16	299 H	Saint Peter's	18	8	252 A	Lehigh	3	8	
191 A	Penn	5	18	247 A	Albany (NY)	2	8	252 H	Lehigh	6	20	

Non-Div. I Games:

Fairleigh Dickinson

RPI	S	Opponent	Score	
254	A	La Salle	9	19
280	H	Iona	3	5
296	A	Mt. St. Mary's	7	15
296	A	Mt. St. Mary's	12	9
296	A	Mt. St. Mary's	3	11
296	H	Mt. St. Mary's	14	8
296	H	Mt. St. Mary's	11	10
296	H	Mt. St. Mary's	14	7
299	A	Saint Peter's	1	5
299	A	Saint Peter's	9	1
299	H	Saint Peter's	18	8
299	H	Saint Peter's	6	0

Fairleigh Dickinson

F
a
i
r
l
e
i
g
h
D
i
c
k
i
n
s
o
n

F
a
i
r
l
e
i
g
h
D
i
c
k
i
n
s
o
n

Average RPI Win: 285		WON-LOST	WINNING	LAST 10	STRENGTH OF		OPP. STRENGTH	TEAM	ADJ		CONF.	ADJ CONF.
Average RPI Loss: 241		RECORD	PCT. RANK	GAMES	SCHEDULE		OF SCHEDULE	RPI	RPI		RPI	RPI
DIV. I ONLY		11-27-0	.28947	268	3-7-0		299	296	295		.36976	294
DIV. I NON-CONF.		2-7-0	.22222	270	0-1-0		254	221	262		.43014	262
TOTALS		RPI 1-25	RPI 26-50		W-L RECORDS		RPI 51-100		RPI 101-150		RPI 150+	
11-27-0		0-0-0	0-0-0		OVERALL		0-2-0		0-1-0		11-24-0	
2-6-0		0-0-0	0-0-0		HOME		0-0-0		0-0-0		2-6-0	
8-19-0		0-0-0	0-0-0		AWAY		0-2-0		0-1-0		8-16-0	
1-2-0		0-0-0	0-0-0		NEUTRAL		0-0-0		0-0-0		1-2-0	
2-7-0		0-0-0	0-0-0		NON-CONFERENCE		0-2-0		0-1-0		2-4-0	
0-0-0		0-0-0	0-0-0		HOME		0-0-0		0-0-0		0-0-0	
2-7-0		0-0-0	0-0-		AWAY		0-2-0		0-1-0		2-4-0	
0-0-0		0-0-0	0-0-0		NEUTRAL		0-0-0		0-0-0		0-0-0	
9-20-0		0-0-0	0-0-0		CONFERENCE		0-0-0		0-0-0		9-20-0	
2-6-0		0-0-0	0-0-0		HOME		0-0-0		0-0-0		2-6-0	
6-12-0		0-0-0	0-0-0		AWAY		0-0-0		0-0-0		6-12-0	
1-2-0		0-0-0	0-0-0		NEUTRAL		0-0-0		0-0-0		1-2-0	
RPI S	Opponent	Score	RPI S	Opponent	Score	RPI S	Opponent	Score	RPI S	Opponent	Score	
						76 A	Southeastern La.	3 13	135 A	La.-Monroe	4 11	
						96 A	McNeese	1 8	154 A	Nicholls St.	1 10	
									154 A	Nicholls St.	5 25	
									206 A	Southern U.	1 11	
									206 N	Southern U.	9 12	
									241 A	Grambling	7 8	
									241 H	Grambling	7 14	
									263 A	Jackson St.	18 4	
									263 A	Jackson St.	4 9	
									263 A	Jackson St.	1 13	
									266 A	Florida A&M	8 7	
									266 A	Florida A&M	7 11	
									266 A	Florida A&M	5 4	
									266 A	Florida A&M	7 8	
									267 A	Alabama St.	2 21	
									267 A	Alabama St.	6 14	
									267 A	Alabama St.	15 23	
									267 A	Alabama St.	1 13	
									267 H	Alabama St.	6 10	
									267 H	Alabama St.	5 10	
									290 A	Mississippi Val.	7 6	
									290 A	Mississippi Val.	14 12	
									290 A	Mississippi Val.	2 3	
									290 H	Mississippi Val.	2 9	
									290 H	Mississippi Val.	5 15	
									290 H	Mississippi Val.	2 14	
									291 N	Ark.-Pine Bluff	10 9	
Non-Div. I Games: Tougaloo			12	4	Tougaloo			6	4	Alcorn		

LAST 10 GAMES

267 A	Alabama St.	1	13
267 A	Alabama St.	2	21
154 A	Nicholls St.	1	10
267 H	Alabama St.	5	10
266 A	Florida A&M	8	7

135 A	La.-Monroe	4	11
290 A	Mississippi Val.	14	12
290 A	Mississippi Val.	7	6
290 A	Mississippi Val.	2	3
206 A	Southern U.	1	11

290 A	Mississippi Val.	14	12
290 A	Mississippi Val.	2	3
290 H	Mississippi Val.	2	9
290 H	Mississippi Val.	5	15
290 H	Mississippi Val.	2	14
291 N	Ark.-Pine Bluff	10	9

RPI	S	Opponent	Score	
292	A	Alabama A&M	4	1
292	A	Alabama A&M	2	11
292	A	Alabama A&M	5	7
292	H	Alabama A&M	8	4
292	H	Alabama A&M	10	9
295	A	Prairie View	11	9
295	A	Prairie View	12	1
295	A	Prairie View	6	12
295	N	Prairie View	3	10

Alcorn

A
l
c
o
r
n

A
l
c
o
r
n

Average RPI Win: 269		WON-LOST	WINNING	LAST 10	STRENGTH OF		OPP. STRENGTH	TEAM	ADJ	CONF.	ADJ CONF.		
Average RPI Loss: 200		RECORD	PCT. RANK	GAMES	SCHEDULE		OF SCHEDULE	RPI	RPI	RPI	RPI		
DIV. I ONLY		10-28-0	.26316	279	4-6-0		292	284	293	.36607	295	31	31
DIV. I NON-CONF.		0-13-0	0	298	0-3-0		92	189	291	.37849	293	30	30
TOTALS		RPI 1-25	RPI 26-50		W-L RECORDS		RPI 51-100		RPI 101-150		RPI 150+		
10-28-0	0-1-0	0-0-0		OVERALL		0-2-0		0-3-0		10-22-0			
5-10-0	0-0-0	0-0-0		HOME		0-1-0		0-0-0		5-9-0			
4-14-0	0-1-0	0-0-0		AWAY		0-1-0		0-1-0		4-11-0			
1-4-0	0-0-0	0-0-0		NEUTRAL		0-0-0		0-2-0		1-2-0			
0-13-0	0-1-0	0-0-0		NON-CONFERENCE		0-2-0		0-3-0		0-7-0			
0-3-0	0-0-0	0-0-0		HOME		0-1-0		0-0-0		0-2-0			
0-7-0	0-1-0	0-0-		AWAY		0-1-0		0-1-0		0-4-0			
0-3-0	0-0-0	0-0-0		NEUTRAL		0-0-0		0-2-0		0-1-0			
10-15-0	0-0-0	0-0-0		CONFERENCE		0-0-0		0-0-0		10-15-0			
5-7-0	0-0-0	0-0-0		HOME		0-0-0		0-0-0		5-7-0			
4-7-0	0-0-0	0-0-0		AWAY		0-0-0		0-0-0		4-7-0			
1-1-0	0-0-0	0-0-0		NEUTRAL		0-0-0		0-0-0		1-1-0			
RPI S	Opponent	Score		RPI S	Opponent	Score		RPI S	Opponent	Score			
18 A	Texas A&M	1	9					97 A	Incarnate Word	3	16		
								97 H	Incarnate Word	3	14		
								122 N	Central Mich.	3	12		
								122 N	Central Mich.	2	15		
								124 A	Rice	5	25		
								151 A	A&M-Corpus Christi	5	8		
								151 H	A&M-Corpus Christi	9	17		
								153 H	SFA	5	8		
								198 A	Lamar University	6	7		
								201 N	Eastern Ky.	1	11		
								206 A	Southern U.	4	26		
								206 A	Southern U.	10	6		
								206 A	Southern U.	5	8		
								212 A	Houston Baptist	5	21		
								212 A	Houston Baptist	3	10		
								241 A	Grambling	4	7		
								241 A	Grambling	10	7		
								241 A	Grambling	4	8		
								241 H	Grambling	1	9		
								241 H	Grambling	18	15		
								241 H	Grambling	11	13		
								246 A	Texas Southern	3	14		
								246 A	Texas Southern	4	10		
								246 A	Texas Southern	0	7		
								246 H	Texas Southern	5	7		
								246 H	Texas Southern	5	3		
								246 H	Texas Southern	2	34		
								267 N	Alabama St.	9	10		
								291 A	Ark.-Pine Bluff	11	8		
Non-Div. I Games:		Huston-Tillotson	9	3	Texas Col.	13	12	Texas Col.	9	4	Jarvis Christian	4	10
		Jarvis Christian	14	7	Houston-Victoria	10	9	Houston-Victoria	4	7	Huston-Tillotson	12	7

Prairie View

Average RPI Win:	264	WON-LOST RECORD	WINNING PCT. RANK	LAST 10 GAMES	STRENGTH OF SCHEDULE	OPP. STRENGTH OF SCHEDULE	TEAM RPI	ADJ RPI	CONF. RPI	ADJ CONF. RPI	
DIV. I ONLY	13-29-0	.30952	260	2-8-0	298	291	296	.36579	296	28	28
DIV. I NON-CONF.	7-17-0	.29167	240	1-1-0	291	295	295	.37215	295	29	29
<hr/>											
TOTALS	RPI 1-25	RPI 26-50		W-L RECORDS		RPI 51-100		RPI 101-150		RPI 150+	
13-29-0	0-0-0	0-0-0		OVERALL		0-0-0		0-4-0		13-25-0	
4-14-0	0-0-0	0-0-0		HOME		0-0-0		0-1-0		4-13-0	
4-9-0	0-0-0	0-0-0		AWAY		0-0-0		0-1-0		4-8-0	
5-6-0	0-0-0	0-0-0		NEUTRAL		0-0-0		0-2-0		5-4-0	
7-17-0	0-0-0	0-0-0		NON-CONFERENCE		0-0-0		0-4-0		7-13-0	
1-8-0	0-0-0	0-0-0		HOME		0-0-0		0-1-0		1-7-0	
1-3-0	0-0-0	0-0-		AWAY		0-0-0		0-1-0		1-2-0	
5-6-0	0-0-0	0-0-0		NEUTRAL		0-0-0		0-2-0		5-4-0	
6-12-0	0-0-0	0-0-0		CONFERENCE		0-0-0		0-0-0		6-12-0	
3-6-0	0-0-0	0-0-0		HOME		0-0-0		0-0-0		3-6-0	
3-6-0	0-0-0	0-0-0		AWAY		0-0-0		0-0-0		3-6-0	
0-0-0	0-0-0	0-0-0		NEUTRAL		0-0-0		0-0-0		0-0-0	
RPI	S	Opponent	Score	RPI	S	Opponent	Score	RPI	S	Opponent	Score
								118	N	Ball St.	9 12
								122	N	Central Mich.	1 13
								148	A	Navy	7 11
								148	H	Navy	4 8
								221	H	Central Conn. St.	1 6
								221	H	Central Conn. St.	9 14
								221	H	Central Conn. St.	8 9
								226	H	UMBC	4 10
								226	H	UMBC	5 6
								226	H	UMBC	4 9
								226	H	UMBC	5 6
								232	A	LIU Brooklyn	9 5
								232	A	LIU Brooklyn	5 3
								232	A	LIU Brooklyn	1 5
								235	A	Wagner	0 4
								235	A	Wagner	8 9
								235	A	Wagner	6 5
								235	H	Wagner	2 8
								235	H	Wagner	9 8
								235	H	Wagner	4 8
								237	A	Coppin St.	10 13
								237	H	Coppin St.	2 4
								250	N	Georgetown	3 2
								252	N	Lehigh	5 10
								252	N	Lehigh	8 6
								252	N	Lehigh	4 9
								272	N	St. Bonaventure	2 6
LAST 10 GAMES											
								221	H	Central Conn. St.	8 9
								221	H	Central Conn. St.	9 14
								232	A	LIU Brooklyn	5 3
								232	A	LIU Brooklyn	1 5
								226	H	UMBC	4 10
								226	H	UMBC	5 6
								277	N	Chicago St.	9 3
								277	N	Chicago St.	3 5
								297	A	UMES	16 5
								297	H	UMES	3 4

Non-Div. I Games:

Mt. St. Mary's

RPI	S	Opponent	Score	
272	N	St. Bonaventure	5	4
277	N	Chicago St.	3	5
277	N	Chicago St.	9	3
279	H	Bucknell	16	7
286	N	Villanova	19	16
293	A	Fairleigh Dickinson	7	14
293	A	Fairleigh Dickinson	8	14
293	A	Fairleigh Dickinson	10	11
293	H	Fairleigh Dickinson	15	7
293	H	Fairleigh Dickinson	9	12
293	H	Fairleigh Dickinson	11	3
297	A	UMES	6	7
297	A	UMES	16	5
297	H	UMES	3	4
297	H	UMES	12	15

Mt. St. Mary's

M
t
.
S
t
.
M
a
r
y
'
s

M
t
.
S
t
.
M
a
r
y
'
s

Average RPI Win:	267	WON-LOST RECORD	WINNING PCT. RANK	LAST 10 GAMES	STRENGTH OF SCHEDULE	OPP. STRENGTH OF SCHEDULE	TEAM RPI	ADJ RPI	CONF. RPI	ADJ CONF. RPI					
Average RPI Loss:	241														
DIV. I ONLY		10-38-0	.20833 294	1-9-0	278	299	297	.36366 297	30	30					
DIV. I NON-CONF.		6-21-0	.22222 270	0-3-0	286	298	297	.36927 297	31	31					
<hr/>															
TOTALS	RPI 1-25	RPI 26-50		W-L RECORDS		RPI 51-100		RPI 101-150		RPI 150+					
10-38-0	0-0-0	0-0-0		OVERALL		0-0-0		0-0-0		10-38-0					
6-13-0	0-0-0	0-0-0		HOME		0-0-0		0-0-0		6-13-0					
4-23-0	0-0-0	0-0-0		AWAY		0-0-0		0-0-0		4-23-0					
0-2-0	0-0-0	0-0-0		NEUTRAL		0-0-0		0-0-0		0-2-0					
<hr/>															
6-21-0	0-0-0	0-0-0		NON-CONFERENCE		0-0-0		0-0-0		6-21-0					
3-7-0	0-0-0	0-0-0		HOME		0-0-0		0-0-0		3-7-0					
3-12-0	0-0-0	0-0-		AWAY		0-0-0		0-0-0		3-12-0					
0-2-0	0-0-0	0-0-0		NEUTRAL		0-0-0		0-0-0		0-2-0					
<hr/>															
4-17-0	0-0-0	0-0-0		CONFERENCE		0-0-0		0-0-0		4-17-0					
3-6-0	0-0-0	0-0-0		HOME		0-0-0		0-0-0		3-6-0					
1-11-0	0-0-0	0-0-0		AWAY		0-0-0		0-0-0		1-11-0					
0-0-0	0-0-0	0-0-0		NEUTRAL		0-0-0		0-0-0		0-0-0					
<hr/>															
RPI S	Opponent	Score	RPI S	Opponent	Score	RPI S	Opponent	Score	RPI S	Opponent	Score				
						162 A Wofford					0	9			
						162 A Wofford					5	13			
						197 H Fordham					1	2			
						197 H Fordham					1	4			
						197 H Fordham					6	4			
						197 H Fordham					2	7			
						201 A Eastern Ky.					1	5			
						201 A Eastern Ky.					1	16			
						201 N Eastern Ky.					4	6			
						201 N Eastern Ky.					8	27			
						217 A Pittsburgh					0	11			
						226 A UMBC					1	6			
						228 A George Washington					3	15			
						237 A Coppin St.					2	9			
						237 A Coppin St.					5	17			
						237 A Coppin St.					2	12			
						237 A Coppin St.					7	11			
						237 A Coppin St.					7	9			
						237 A Coppin St.					4	14			
						237 H Coppin St.					4	5			
						237 H Coppin St.					1	8			
						237 H Coppin St.					3	2			
						LAST 10 GAMES			237 A Coppin St.					7	9
									237 A Coppin St.					7	11
278 A Delaware St.					5				11						
278 A Delaware St.					12				8						
262 A Norfolk St.					5				24						
			262 A Norfolk St.					4	20						
			237 H Coppin St.					4	5						
			237 H Coppin St.					3	2						
			201 A Eastern Ky.					1	16						
			289 A Longwood					1	6						
			239 A Delaware					2	8						
			252 H Lehigh					5	1						
			252 H Lehigh					1	13						
			254 A La Salle					4	13						
			259 H Monmouth					3	11						

Non-Div. I Games:

UMES

RPI	S	Opponent	Score	
259	H	Monmouth	0	3
262	A	Norfolk St.	8	12
262	A	Norfolk St.	5	24
262	A	Norfolk St.	4	20
262	H	Norfolk St.	18	14
262	H	Norfolk St.	6	9
262	H	Norfolk St.	3	2
278	A	Delaware St.	5	11
278	A	Delaware St.	12	8
278	A	Delaware St.	5	15
278	H	Delaware St.	2	6
278	H	Delaware St.	5	10
278	H	Delaware St.	2	9
289	A	Longwood	2	4
289	A	Longwood	3	4
289	A	Longwood	3	0
289	A	Longwood	1	6
296	A	Mt. St. Mary's	15	12
296	A	Mt. St. Mary's	4	3
296	H	Mt. St. Mary's	7	6
296	H	Mt. St. Mary's	5	16

UMES

Average RPI Win: 292		WON-LOST	WINNING	LAST 10	STRENGTH OF		OPP. STRENGTH	TEAM	ADJ	CONF.	ADJ CONF.
Average RPI Loss: 221		RECORD	PCT. RANK	GAMES	SCHEDULE		OF SCHEDULE	RPI	RPI	RPI	RPI
DIV. I ONLY		4-36-0	.1	298	0-10-0		259	297	298	.35884	27
DIV. I NON-CONF.		4-15-0	.21053	278	0-2-0		280	299	290	.39151	28
TOTALS		RPI 1-25	RPI 26-50		W-L RECORDS		RPI 51-100		RPI 101-150		RPI 150+
4-36-0		0-0-0	0-0-0		OVERALL		0-0-0		0-2-0		4-34-0
0-14-0		0-0-0	0-0-0		HOME		0-0-0		0-0-0		0-14-0
4-22-0		0-0-0	0-0-0		AWAY		0-0-0		0-2-0		4-20-0
0-0-0		0-0-0	0-0-0		NEUTRAL		0-0-0		0-0-0		0-0-0
4-15-0		0-0-0	0-0-0		NON-CONFERENCE		0-0-0		0-2-0		4-13-0
0-2-0		0-0-0	0-0-0		HOME		0-0-0		0-0-0		0-2-0
4-13-0		0-0-0	0-0-		AWAY		0-0-0		0-2-0		4-11-0
0-0-0		0-0-0	0-0-0		NEUTRAL		0-0-0		0-0-0		0-0-0
0-21-0		0-0-0	0-0-0		CONFERENCE		0-0-0		0-0-0		0-21-0
0-12-0		0-0-0	0-0-0		HOME		0-0-0		0-0-0		0-12-0
0-9-0		0-0-0	0-0-0		AWAY		0-0-0		0-0-0		0-9-0
0-0-0		0-0-0	0-0-0		NEUTRAL		0-0-0		0-0-0		0-0-0
RPI S	Opponent	Score	RPI S	Opponent	Score	RPI S	Opponent	Score	RPI S	Opponent	Score
									118 A	Ball St.	11 12
									118 A	Ball St.	6 11
									169 A	Dayton	3 9
									174 H	South Dakota St.	4 5
									174 H	South Dakota St.	2 12
									174 H	South Dakota St.	0 8
									193 A	Purdue	2 11
									200 A	Oral Roberts	4 20
									200 A	Oral Roberts	5 7
									200 A	Oral Roberts	3 13
									200 H	Oral Roberts	0 10
									200 H	Oral Roberts	2 25
									200 H	Oral Roberts	0 14
									204 A	Omaha	1 6
									204 A	Omaha	0 26
									204 A	Omaha	4 11
									204 H	Omaha	2 13
									204 H	Omaha	2 4
									204 H	Omaha	0 5
									227 H	Toledo	7 11
									242 H	North Dakota St.	4 5
									242 H	North Dakota St.	0 7
									242 H	North Dakota St.	8 17
									255 A	Butler	1 7
									255 A	Butler	0 16
									255 A	Butler	3 18
									267 A	Alabama St.	1 7
LAST 10 GAMES											
			200 H	Oral Roberts	0 14	242 H	North Dakota St.	8 17			
			204 H	Omaha	2 13	174 H	South Dakota St.	2 12			
			268 A	Western Ill.	0 10	174 H	South Dakota St.	4 5			
			268 A	Western Ill.	2 4	273 A	Southeast Mo. St.	1 14			
			242 H	North Dakota St.	4 5	273 A	Southeast Mo. St.	1 10			

Non-Div. I Games: Goshen 11 9

Purdue Fort Wayne

RPI	S	Opponent	Score	
267	A	Alabama St.	9	10
267	A	Alabama St.	7	14
268	A	Western Ill.	4	14
268	A	Western Ill.	2	4
268	A	Western Ill.	0	10
273	A	Southeast Mo. St.	1	14
273	A	Southeast Mo. St.	4	12
273	A	Southeast Mo. St.	1	10
274	H	Bowling Green	4	10
292	A	Alabama A&M	10	2
292	A	Alabama A&M	9	8
292	A	Alabama A&M	5	4
292	A	Alabama A&M	6	5

Purdue Fort Wayne
n
e

P
u
r
d
u
e
F
o
r
t
W
a
y
n
e

Average RPI Win:	280	WON-LOST RECORD	WINNING PCT. RANK	LAST 10 GAMES	STRENGTH OF SCHEDULE	OPP. STRENGTH OF SCHEDULE	TEAM RPI	ADJ RPI	CONF. RPI	ADJ CONF. RPI		
DIV. I ONLY		3-37-0	.075 299	1-9-0	266	295	299	.33612 299	29	29		
DIV. I NON-CONF.		1-24-0	.04 297	1-6-0	260	296	299	.33302 299	27	27		
<hr/>												
TOTALS	RPI 1-25	RPI 26-50		W-L RECORDS		RPI 51-100		RPI 101-150		RPI 150+		
3-37-0	0-0-0	0-0-0		OVERALL		0-0-0		0-3-0		3-34-0		
3-13-0	0-0-0	0-0-0		HOME		0-0-0		0-0-0		3-13-0		
0-19-0	0-0-0	0-0-0		AWAY		0-0-0		0-1-0		0-18-0		
0-5-0	0-0-0	0-0-0		NEUTRAL		0-0-0		0-2-0		0-3-0		
<hr/>												
1-24-0	0-0-0	0-0-0		NON-CONFERENCE		0-0-0		0-3-0		1-21-0		
1-6-0	0-0-0	0-0-0		HOME		0-0-0		0-0-0		1-6-0		
0-13-0	0-0-0	0-0-		AWAY		0-0-0		0-1-0		0-12-0		
0-5-0	0-0-0	0-0-0		NEUTRAL		0-0-0		0-2-0		0-3-0		
<hr/>												
2-13-0	0-0-0	0-0-0		CONFERENCE		0-0-0		0-0-0		2-13-0		
2-7-0	0-0-0	0-0-0		HOME		0-0-0		0-0-0		2-7-0		
0-6-0	0-0-0	0-0-0		AWAY		0-0-0		0-0-0		0-6-0		
0-0-0	0-0-0	0-0-0		NEUTRAL		0-0-0		0-0-0		0-0-0		
<hr/>												
RPI S	Opponent	Score	RPI S	Opponent	Score	RPI S	Opponent	Score	RPI S	Opponent	Score	
						122 N Central Mich.					4	14
						122 N Central Mich.					2	21
						123 A St. John's (NY)					5	7
						161 A Canisius					5	10
						161 A Canisius					5	7
						161 A Canisius					3	6
						190 H Fairfield					1	17
						190 H Fairfield					2	7
						190 H Fairfield					2	8
						197 H Fordham					5	8
						209 A Quinnipiac					4	5
						209 A Quinnipiac					0	2
						209 A Quinnipiac					0	13
						210 H Seton Hall					1	8
						215 N Hofstra					9	14
						217 N Pittsburgh					7	17
						218 H NJIT					2	6
						221 A Central Conn. St.					3	5
						221 A Central Conn. St.					6	9
						221 A Central Conn. St.					4	12
						228 A George Washington					0	20
						228 A George Washington					0	9
						228 A George Washington					5	7
						235 A Wagner					3	13
						235 H Wagner					6	17
247 H Albany (NY)					7	9						
252 A Lehigh					5	13						
<hr/>												
			LAST 10 GAMES									
			190 H Fairfield			2	7	215 N Hofstra			9	14
			218 H NJIT			2	6	209 A Quinnipiac			0	2
			288 H Rider			0	7	209 A Quinnipiac			4	5
			209 A Quinnipiac			0	13	293 A Fairleigh Dickinson			0	6
			247 H Albany (NY)			7	9	288 H Rider			7	6

Non-Div. I Games:

Saint Peter's

RPI	S	Opponent	Score	
254	A	La Salle	7	24
254	A	La Salle	4	14
255	N	Butler	7	21
259	H	Monmouth	4	18
259	H	Monmouth	1	27
259	H	Monmouth	3	0
288	H	Rider	7	6
288	H	Rider	0	7
288	H	Rider	3	14
293	A	Fairleigh Dickinson	0	6
293	A	Fairleigh Dickinson	8	18
293	H	Fairleigh Dickinson	5	1
293	H	Fairleigh Dickinson	1	9

Saint Peter's

S
a
i
n
t
P
e
t
e
r
'
s

S
a
i
n
t
P
e
t
e
r
'
s