

Average RPI Win:	80	WON-LOST	WINNING	LAST 10	STRENGTH OF	OPP. STRENGTH	TEAM	ADJ	CONF.	ADJ CONF.		
Average RPI Loss:	87	RECORD	PCT. RANK	GAMES	SCHEDULE	OF SCHEDULE	RPI	RPI	RPI	RPI		
DIV. I ONLY		32-3-0	.91429	1	8-2-0	39	2	1	.6565	1	4	4
DIV. I NON-CONF.		16-1-0	.94118	2	1-0-0	126	19	2	.62618	2	2	2
<hr/>												
TOTALS	RPI 1-25	RPI 26-50		W-L RECORDS		RPI 51-100		RPI 101-150		RPI 150+		
32-3-0	6-0-0	11-2-0		OVERALL		1-0-0		9-0-0		5-1-0		
13-0-0	3-0-0	3-0-0		HOME		0-0-0		4-0-0		3-0-0		
12-2-0	3-0-0	4-2-0		AWAY		1-0-0		3-0-0		1-0-0		
7-1-0	0-0-0	4-0-0		NEUTRAL		0-0-0		2-0-0		1-1-0		
16-1-0	0-0-0	4-0-0		NON-CONFERENCE		1-0-0		6-0-0		5-1-0		
7-0-0	0-0-0	0-0-0		HOME		0-0-0		4-0-0		3-0-0		
2-0-0	0-0-0	0-0-		AWAY		1-0-0		0-0-0		1-0-0		
7-1-0	0-0-0	4-0-0		NEUTRAL		0-0-0		2-0-0		1-1-0		
16-2-0	6-0-0	7-2-0		CONFERENCE		0-0-0		3-0-0		0-0-0		
6-0-0	3-0-0	3-0-0		HOME		0-0-0		0-0-0		0-0-0		
10-2-0	3-0-0	4-2-0		AWAY		0-0-0		3-0-0		0-0-0		
0-0-0	0-0-0	0-0-0		NEUTRAL		0-0-0		0-0-0		0-0-0		
RPI S	Opponent	Score	RPI S	Opponent	Score	RPI S	Opponent	Score	RPI S	Opponent	Score	
10 H	Arizona	4 3	26 N	Indiana	1 0	81 A	Saint Mary's (CA)	4 3	101 A	Arizona St.	2 0	
10 H	Arizona	5 4	26 N	Indiana	4 1				101 A	Arizona St.	4 0	
10 H	Arizona	11 7	33 H	Utah	5 1				101 A	Arizona St.	10 1	
18 A	Stanford	3 1	33 H	Utah	5 4				121 N	Duke	6 3	
18 A	Stanford	15 7	33 H	Utah	5 4				121 N	Duke	11 2	
18 A	Stanford	7 0	38 N	Nebraska	5 2				132 H	Ball St.	5 0	
			38 N	Nebraska	10 1				132 H	Ball St.	8 4	
			48 A	UCLA	1 7				132 H	Ball St.	5 1	
			48 A	UCLA	2 1				132 H	Ball St.	2 0	
			48 A	UCLA	4 2				152 H	UC Davis	14 2	
			50 A	Washington	2 3				152 H	UC Davis	4 1	
			50 A	Washington	5 2				152 H	UC Davis	4 0	
			50 A	Washington	3 0				163 N	Ohio St.	1 6	
									163 N	Ohio St.	5 1	
									280 A	Portland	4 3	
<hr/>												
LAST 10 GAMES												
			48 A	UCLA	2 1	50 A	Washington	2 3				
			48 A	UCLA	1 7	33 H	Utah	5 1				
			48 A	UCLA	4 2	33 H	Utah	5 4				
			50 A	Washington	3 0	33 H	Utah	5 4				
			50 A	Washington	5 2	280 A	Portland	4 3				

Non-Div. I Games:

Oregon St.

Average RPI Win:	90	WON-LOST	WINNING	LAST 10	STRENGTH OF	OPP. STRENGTH	TEAM	ADJ	CONF.	ADJ CONF.		
Average RPI Loss:	38	RECORD	PCT. RANK	GAMES	SCHEDULE	OF SCHEDULE	RPI	RPI	RPI	RPI		
DIV. I ONLY		34-8-0	.80952	4	7-3-0	25	12	2	.62068	2	3	3
DIV. I NON-CONF.		18-3-0	.85714	6	3-0-0	27	33	5	.61525	5	4	4
<hr/>												
TOTALS	RPI 1-25	RPI 26-50		W-L RECORDS		RPI 51-100		RPI 101-150		RPI 150+		
34-8-0	7-5-0	0-0-0		OVERALL		13-3-0		9-0-0		5-0-0		
23-5-0	4-3-0	0-0-0		HOME		7-2-0		7-0-0		5-0-0		
9-3-0	2-2-0	0-0-0		AWAY		5-1-0		2-0-0		0-0-0		
2-0-0	1-0-0	0-0-0		NEUTRAL		1-0-0		0-0-0		0-0-0		
<hr/>												
18-3-0	2-1-0	0-0-0		NON-CONFERENCE		5-2-0		6-0-0		5-0-0		
13-3-0	0-1-0	0-0-0		HOME		4-2-0		4-0-0		5-0-0		
3-0-0	1-0-0	0-0-		AWAY		0-0-0		2-0-0		0-0-0		
2-0-0	1-0-0	0-0-0		NEUTRAL		1-0-0		0-0-0		0-0-0		
<hr/>												
16-5-0	5-4-0	0-0-0		CONFERENCE		8-1-0		3-0-0		0-0-0		
10-2-0	4-2-0	0-0-0		HOME		3-0-0		3-0-0		0-0-0		
6-3-0	1-2-0	0-0-0		AWAY		5-1-0		0-0-0		0-0-0		
0-0-0	0-0-0	0-0-0		NEUTRAL		0-0-0		0-0-0		0-0-0		
<hr/>												
RPI S	Opponent	Score	RPI S	Opponent	Score	RPI S	Opponent	Score	RPI S	Opponent	Score	
9 H	Wake Forest	8 7				59 H	Yale	10 8	110 H	Western Caro.	11 5	
9 H	Wake Forest	11 0				59 H	Yale	10 6	111 A	Georgia	4 0	
9 H	Wake Forest	3 8				64 A	Georgia Tech	1 5	111 H	Georgia	9 7	
12 H	Virginia	7 6				64 A	Georgia Tech	13 6	120 H	Virginia Tech	8 3	
12 H	Virginia	0 2				64 A	Georgia Tech	11 6	120 H	Virginia Tech	6 3	
12 H	Virginia	12 1				75 H	Wright St.	2 9	120 H	Virginia Tech	12 1	
20 A	South Carolina	5 3				75 H	Wright St.	6 2	141 A	Col. of Charleston	8 4	
20 H	South Carolina	0 2				75 H	Wright St.	4 6	141 H	Col. of Charleston	7 2	
20 N	South Carolina	8 7				82 N	Michigan St.	9 2	144 H	Furman	8 0	
24 A	Florida St.	12 10				84 H	Winthrop	6 5	155 H	Elon	3 0	
24 A	Florida St.	3 7				87 A	Boston College	2 0	155 H	Elon	13 5	
24 A	Florida St.	6 7				87 A	Boston College	8 2	155 H	Elon	1 0	
						87 A	Boston College	1 0	157 H	Wofford	9 2	
						88 H	Notre Dame	4 1	194 H	Charleston So.	6 5	
						88 H	Notre Dame	6 5				
						88 H	Notre Dame	4 0				
LAST 10 GAMES												
141 H	Col. of Charleston	7 2	24 A	Florida St.	6 7							
9 H	Wake Forest	3 8	24 A	Florida St.	3 7							
9 H	Wake Forest	11 0	24 A	Florida St.	12 10							
9 H	Wake Forest	8 7	194 H	Charleston So.	6 5							
111 H	Georgia	9 7	120 H	Virginia Tech	8 3							

Non-Div. I Games:

Clemson

Average RPI Win: 75		WON-LOST	WINNING	LAST 10	STRENGTH OF		OPP. STRENGTH	TEAM	ADJ	CONF.	ADJ CONF.
Average RPI Loss: 50		RECORD	PCT. RANK	GAMES	SCHEDULE		OF SCHEDULE	RPI	RPI	RPI	RPI
DIV. I ONLY		33-9-0	.78571	6	7-3-0		20	4	3	.61644	3
DIV. I NON-CONF.		17-4-0	.80952	12	3-1-0		8	17	4	.61547	4
TOTALS		RPI 1-25	RPI 26-50		W-L RECORDS		RPI 51-100		RPI 101-150		RPI 150+
33-9-0		11-3-0	0-1-0		OVERALL		16-5-0		0-0-0		6-0-0
21-7-0		7-3-0	0-1-0		HOME		8-3-0		0-0-0		6-0-0
11-2-0		3-0-0	0-0-0		AWAY		8-2-0		0-0-0		0-0-0
1-0-0		1-0-0	0-0-0		NEUTRAL		0-0-0		0-0-0		0-0-0
17-4-0		6-2-0	0-1-0		NON-CONFERENCE		5-1-0		0-0-0		6-0-0
15-4-0		5-2-0	0-1-0		HOME		4-1-0		0-0-0		6-0-0
1-0-0		0-0-0	0-0-0		AWAY		1-0-0		0-0-0		0-0-0
1-0-0		1-0-0	0-0-0		NEUTRAL		0-0-0		0-0-0		0-0-0
16-5-0		5-1-0	0-0-0		CONFERENCE		11-4-0		0-0-0		0-0-0
6-3-0		2-1-0	0-0-0		HOME		4-2-0		0-0-0		0-0-0
10-2-0		3-0-0	0-0-0		AWAY		7-2-0		0-0-0		0-0-0
0-0-0		0-0-0	0-0-0		NEUTRAL		0-0-0		0-0-0		0-0-0
RPI S	Opponent	Score	RPI S	Opponent	Score	RPI S	Opponent	Score	RPI S	Opponent	Score
4 H	Kentucky	3 1	40 H	St. John's (NY)	4 5	53 H	North Carolina St.	2 4	155 H	Elon	11 2
4 H	Kentucky	6 5				53 H	North Carolina St.	7 2	159 H	Gardner-Webb	11 1
4 H	Kentucky	5 4				53 H	North Carolina St.	7 1	177 H	Radford	7 5
12 H	Virginia	9 4				64 A	Georgia Tech	6 5	177 H	Radford	2 0
12 H	Virginia	12 2				64 A	Georgia Tech	2 4	177 H	Radford	9 3
12 H	Virginia	1 2				64 A	Georgia Tech	7 4	241 H	Campbell	7 1
20 N	South Carolina	20 5				65 H	Liberty	2 5			
21 H	Maryland	9 2				66 H	Coastal Caro.	7 6			
23 H	Long Beach St.	8 5				80 H	Miami (FL)	2 6			
23 H	Long Beach St.	1 4				80 H	Miami (FL)	6 3			
23 H	Long Beach St.	2 5				80 H	Miami (FL)	7 2			
24 A	Florida St.	5 2				83 A	East Carolina	6 2			
24 A	Florida St.	9 7				83 H	East Carolina	3 2			
24 A	Florida St.	3 1				84 H	Winthrop	11 0			
						86 A	Pittsburgh	3 1			
						86 A	Pittsburgh	9 11			
						86 A	Pittsburgh	5 2			
						87 A	Boston College	17 7			
						87 A	Boston College	15 3			
						87 A	Boston College	16 4			
			LAST 10 GAMES								
			241 H	Campbell	7 1						
			155 H	Elon	11 2						
			86 A	Pittsburgh	9 11						
			86 A	Pittsburgh	3 1						
			86 A	Pittsburgh	5 2						

Non-Div. I Games:

North Carolina

RPI	S	Opponent	Score
90	H	VCU	8 2
65	H	Liberty	2 5
53	H	North Carolina St.	2 4
53	H	North Carolina St.	7 1
53	H	North Carolina St.	7 2
20	N	South Carolina	20 5

Average RPI Win: 105		WON-LOST RECORD	WINNING PCT. RANK	LAST 10 GAMES	STRENGTH OF SCHEDULE	OPP. STRENGTH OF SCHEDULE	TEAM RPI	ADJ RPI	CONF. RPI	ADJ CONF. RPI	
Average RPI Loss: 39											
DIV. I ONLY		29-13-0	.69048 27	7-3-0	4	23	4	.6149 4	2	2	
DIV. I NON-CONF.		17-7-0	.70833 33	3-0-0	28	57	15	.59386 15	3	3	
TOTALS		RPI 1-25	RPI 26-50		W-L RECORDS		RPI 51-100		RPI 101-150		RPI 150+
29-13-0		6-8-0	6-1-0		OVERALL		3-2-0		5-1-0		9-1-0
20-3-0		5-2-0	2-1-0		HOME		1-0-0		5-0-0		7-0-0
8-9-0		1-6-0	4-0-0		AWAY		2-2-0		0-1-0		1-0-0
1-1-0		0-0-0	0-0-0		NEUTRAL		0-0-0		0-0-0		1-1-0
17-7-0		1-4-0	1-0-0		NON-CONFERENCE		1-1-0		5-1-0		9-1-0
14-0-0		1-0-0	0-0-0		HOME		1-0-0		5-0-0		7-0-0
2-6-0		0-4-0	1-0-		AWAY		0-1-0		0-1-0		1-0-0
1-1-0		0-0-0	0-0-0		NEUTRAL		0-0-0		0-0-0		1-1-0
12-6-0		5-4-0	5-1-0		CONFERENCE		2-1-0		0-0-0		0-0-0
6-3-0		4-2-0	2-1-0		HOME		0-0-0		0-0-0		0-0-0
6-3-0		1-2-0	3-0-0		AWAY		2-1-0		0-0-0		0-0-0
0-0-0		0-0-0	0-0-0		NEUTRAL		0-0-0		0-0-0		0-0-0
RPI S	Opponent	Score		RPI S	Opponent	Score		RPI S	Opponent	Score	
3 A	North Carolina	1	3	34 A	Old Dominion	19	2	63 A	Missouri	5	2
3 A	North Carolina	5	6	37 H	Ole Miss	4	2	63 A	Missouri	8	9
3 A	North Carolina	4	5	37 H	Ole Miss	6	9	63 A	Missouri	6	1
6 A	Louisville	3	5	37 H	Ole Miss	4	1	65 A	Liberty	4	5
6 H	Louisville	11	7	44 A	Texas A&M	7	6	75 H	Wright St.	15	1
16 H	LSU	12	5	44 A	Texas A&M	6	0				
16 H	LSU	10	2	44 A	Texas A&M	11	7				
16 H	LSU	3	4								
17 A	Mississippi St.	6	10								
17 A	Mississippi St.	5	2								
17 A	Mississippi St.	6	10								
19 H	Vanderbilt	4	6								
19 H	Vanderbilt	7	4								
19 H	Vanderbilt	10	3								
				LAST 10 GAMES							
				107 H	Xavier	6	0	63 A	Missouri	6	1
				16 H	LSU	10	2	63 A	Missouri	8	9
				16 H	LSU	3	4	63 A	Missouri	5	2
				16 H	LSU	12	5	184 H	UT Martin	8	0
				6 H	Louisville	11	7	17 A	Mississippi St.	6	10

Non-Div. I Games:

Kentucky

Texas Tech

Texts

Texas Tech

Average RPI Win:		125	WON-LOST RECORD		WINNING PCT. RANK		LAST 10 GAMES		STRENGTH OF SCHEDULE		OPP. STRENGTH OF SCHEDULE		TEAM RPI		ADJ RPI		CONF. RPI		ADJ CONF. RPI					
DIV. I ONLY			35-6-0		.85366		2		1-0-0		88		51		6		.6104		6		3		3	
DIV. I NON-CONF.			18-2-0		.9		3		1-0-0		203		208		20		.5881		20		4		4	
TOTALS		RPI 1-25		RPI 26-50				W-L RECORDS				RPI 51-100				RPI 101-150				RPI 150+				
35-6-0		6-3-0		0-0-0				OVERALL				12-1-0				5-2-0				12-0-0				
24-2-0		3-1-0		0-0-0				HOME				7-0-0				4-1-0				10-0-0				
8-4-0		2-2-0		0-0-0				AWAY				5-1-0				0-1-0				1-0-0				
3-0-0		1-0-0		0-0-0				NEUTRAL				0-0-0				1-0-0				1-0-0				
18-2-0		2-1-0		0-0-0				NON-CONFERENCE				1-0-0				3-1-0				12-0-0				
14-0-0		1-0-0		0-0-0				HOME				1-0-0				2-0-0				10-0-0				
1-2-0		0-1-0		0-0-				AWAY				0-0-0				0-1-0				1-0-0				
3-0-0		1-0-0		0-0-0				NEUTRAL				0-0-0				1-0-0				1-0-0				
17-4-0		4-2-0		0-0-0				CONFERENCE				11-1-0				2-1-0				0-0-0				
10-2-0		2-1-0		0-0-0				HOME				6-0-0				2-1-0				0-0-0				
7-2-0		2-1-0		0-0-0				AWAY				5-1-0				0-0-0				0-0-0				
0-0-0		0-0-0		0-0-0				NEUTRAL				0-0-0				0-0-0				0-0-0				
RPI	S	Opponent		Score		RPI	S	Opponent		Score		RPI	S	Opponent		Score		RPI	S	Opponent		Score		
4	A	Kentucky		7	11							53	A	North Carolina St.		7	6	107	H	Xavier		13	4	
4	H	Kentucky		5	3							53	A	North Carolina St.		8	1	108	A	Cincinnati		3	6	
9	H	Wake Forest		1	2							53	A	North Carolina St.		1	3	119	H	Purdue		13	2	
9	H	Wake Forest		7	6							64	A	Georgia Tech		3	0	121	H	Duke		3	5	
9	H	Wake Forest		7	5							64	A	Georgia Tech		10	1	121	H	Duke		7	5	
12	A	Virginia		2	11							64	A	Georgia Tech		5	4	121	H	Duke		10	0	
12	A	Virginia		4	3							86	H	Pittsburgh		8	2	132	N	Ball St.		10	4	
12	A	Virginia		5	2							86	H	Pittsburgh		3	0	182	H	Eastern Mich.		8	7	
21	N	Maryland		10	7							86	H	Pittsburgh		3	1	182	H	Eastern Mich.		3	2	
												87	H	Boston College		6	4	182	H	Eastern Mich.		13	0	
												87	H	Boston College		6	0	188	N	Alabama St.		7	0	
												87	H	Boston College		5	3	214	A	Eastern Ky.		14	4	
												91	H	Morehead St.		20	2	214	H	Eastern Ky.		19	3	
																		247	H	Northern Ky.		6	4	
																		250	H	Western Ky.		11	1	
																		277	H	Omaha		6	0	
																		277	H	Omaha		10	0	
																		277	H	Omaha		7	2	
																		299	H	Fort Wayne		12	2	
LAST 10 GAMES																								
214	A	Eastern Ky.		14	4	4	A	Kentucky		7	11													
247	H	Northern Ky.		6	4	64	A	Georgia Tech		5	4													
121	H	Duke		7	5	64	A	Georgia Tech		10	1													
121	H	Duke		10	0	64	A	Georgia Tech		3	0													
121	H	Duke		3	5	119	H	Purdue		13	2													

Non-Div. I Games:

Louisville

Average RPI Win: 71		WON-LOST	WINNING	LAST 10	STRENGTH OF		OPP. STRENGTH	TEAM	ADJ	CONF.	ADJ CONF.
Average RPI Loss: 42		RECORD	PCT. RANK	GAMES	SCHEDULE		OF SCHEDULE	RPI	RPI	RPI	RPI
DIV. I ONLY		27-13-0	.675	34	7		3	7	.60627	7	2
DIV. I NON-CONF.		17-5-0	.77273	18	20		16	6	.61115	6	3
TOTALS		RPI 1-25	RPI 26-50		W-L RECORDS		RPI 51-100		RPI 101-150		RPI 150+
27-13-0		9-6-0	2-3-0		OVERALL		8-4-0		7-0-0		1-0-0
19-6-0		5-2-0	2-2-0		HOME		5-2-0		7-0-0		0-0-0
7-7-0		3-4-0	0-1-0		AWAY		3-2-0		0-0-0		1-0-0
1-0-0		1-0-0	0-0-0		NEUTRAL		0-0-0		0-0-0		0-0-0
17-5-0		3-0-0	1-1-0		NON-CONFERENCE		5-4-0		7-0-0		1-0-0
14-2-0		1-0-0	1-0-0		HOME		5-2-0		7-0-0		0-0-0
2-3-0		1-0-0	0-0-		AWAY		0-2-0		0-0-0		1-0-0
1-0-0		1-0-0	0-0-0		NEUTRAL		0-0-0		0-0-0		0-0-0
10-8-0		6-6-0	1-2-0		CONFERENCE		3-0-0		0-0-0		0-0-0
5-4-0		4-2-0	1-2-0		HOME		0-0-0		0-0-0		0-0-0
5-4-0		2-4-0	0-0-0		AWAY		3-0-0		0-0-0		0-0-0
0-0-0		0-0-0	0-0-0		NEUTRAL		0-0-0		0-0-0		0-0-0
RPI S	Opponent	Score	RPI S	Opponent	Score	RPI S	Opponent	Score	RPI S	Opponent	Score
16 H	LSU	8 1	29 A	UCF	2 11	63 A	Missouri	2 1	103 H	North Florida	2 1
16 H	LSU	6 10	29 H	UCF	4 3	63 A	Missouri	4 3	117 H	William & Mary	8 1
16 H	LSU	1 0	45 H	Tennessee	2 3	63 A	Missouri	2 1	117 H	William & Mary	5 4
19 A	Vanderbilt	20 8	45 H	Tennessee	5 4	67 A	FGCU	3 7	117 H	William & Mary	11 6
19 A	Vanderbilt	0 2	45 H	Tennessee	6 7	67 H	FGCU	2 3	133 H	Columbia	8 4
19 A	Vanderbilt	10 6				74 A	Jacksonville	2 3	133 H	Columbia	7 2
20 H	South Carolina	7 5				80 H	Miami (FL)	2 0	133 H	Columbia	7 0
20 H	South Carolina	1 0				80 H	Miami (FL)	1 0	200 A	Stetson	9 8
20 H	South Carolina	2 4				80 H	Miami (FL)	6 2			
24 A	Florida St.	10 7				89 H	Seton Hall	8 0			
24 H	Florida St.	1 0				89 H	Seton Hall	4 3			
24 N	Florida St.	4 1				89 H	Seton Hall	2 3			
25 A	Auburn	1 2									
25 A	Auburn	3 14									
25 A	Auburn	5 6									
LAST 10 GAMES											
20 H	South Carolina	7 5	19 A	Vanderbilt	0 2						
20 H	South Carolina	2 4	19 A	Vanderbilt	10 6						
20 H	South Carolina	1 0	24 A	Florida St.	10 7						
103 H	North Florida	2 1	45 H	Tennessee	5 4						
19 A	Vanderbilt	20 8	45 H	Tennessee	2 3						

Non-Div. I Games:

Florida

Average RPI Win: 76		WON-LOST	WINNING	LAST 10	STRENGTH OF		OPP. STRENGTH	TEAM	ADJ	CONF.	ADJ CONF.
Average RPI Loss: 52		RECORD	PCT. RANK	GAMES	SCHEDULE		OF SCHEDULE	RPI	RPI	RPI	RPI
DIV. I ONLY		24-15-0	.61538	65	5-5-0		12	5	8	.60561	8
DIV. I NON-CONF.		15-9-0	.625	69	2-1-0		19	9	7	.60263	7
TOTALS		RPI 1-25	RPI 26-50		W-L RECORDS		RPI 51-100		RPI 101-150		RPI 150+
24-15-0		4-3-0	4-5-0		OVERALL		10-7-0		4-0-0		2-0-0
8-3-0		2-1-0	0-0-0		HOME		5-2-0		1-0-0		0-0-0
14-12-0		2-2-0	4-5-0		AWAY		5-5-0		2-0-0		1-0-0
2-0-0		0-0-0	0-0-0		NEUTRAL		0-0-0		1-0-0		1-0-0
15-9-0		0-1-0	2-4-0		NON-CONFERENCE		7-4-0		4-0-0		2-0-0
4-1-0		0-0-0	0-0-0		HOME		3-1-0		1-0-0		0-0-0
9-8-0		0-1-0	2-0-		AWAY		4-3-0		2-0-0		1-0-0
2-0-0		0-0-0	0-0-0		NEUTRAL		0-0-0		1-0-0		1-0-0
9-6-0		4-2-0	2-1-0		CONFERENCE		3-3-0		0-0-0		0-0-0
4-2-0		2-1-0	0-0-0		HOME		2-1-0		0-0-0		0-0-0
5-4-0		2-1-0	2-1-0		AWAY		1-2-0		0-0-0		0-0-0
0-0-0		0-0-0	0-0-0		NEUTRAL		0-0-0		0-0-0		0-0-0
RPI S	Opponent	Score	RPI S	Opponent	Score	RPI S	Opponent	Score	RPI S	Opponent	Score
11 H	TCU	5 4	34 A	Old Dominion	3 1	54 A	Southeastern La.	2 4	114 A	Marshall	8 4
11 H	TCU	5 4	34 A	Old Dominion	4 7	60 H	Kansas	2 7	114 H	Marshall	14 7
11 H	TCU	6 8	34 A	Old Dominion	4 8	60 H	Kansas	8 0	120 A	Virginia Tech	8 6
15 A	Baylor	7 1	43 A	Oklahoma St.	2 3	60 H	Kansas	10 1	132 N	Ball St.	4 1
15 A	Baylor	6 5	43 A	Oklahoma St.	9 8	66 A	Coastal Caro.	4 1	168 A	Nicholls St.	8 1
15 A	Baylor	1 5	43 A	Oklahoma St.	5 3	66 A	Coastal Caro.	22 9	221 N	George Mason	5 3
21 A	Maryland	6 7	47 A	Charlotte	6 3	74 H	Jacksonville	8 1			
			47 A	Charlotte	2 13	74 H	Jacksonville	5 3			
			47 A	Charlotte	3 6	74 H	Jacksonville	2 8			
						77 A	Tulane	18 5			
						77 A	Tulane	0 6			
						77 A	Tulane	8 9			
						86 A	Pittsburgh	8 4			
						91 H	Morehead St.	5 1			
						92 A	Kansas St.	9 7			
						92 A	Kansas St.	4 8			
						92 A	Kansas St.	4 11			
LAST 10 GAMES											
120 A	Virginia Tech	8 6	11 H	TCU	5 4						
92 A	Kansas St.	4 11	11 H	TCU	6 8						
92 A	Kansas St.	4 8	11 H	TCU	5 4						
92 A	Kansas St.	9 7	21 A	Maryland	6 7						
114 A	Marshall	8 4	60 H	Kansas	2 7						

Non-Div. I Games:

West Virginia

Average RPI Win:	104	WON-LOST RECORD	WINNING PCT. RANK	LAST 10 GAMES	STRENGTH OF SCHEDULE	OPP. STRENGTH OF SCHEDULE	TEAM RPI	ADJ RPI	CONF. RPI	ADJ CONF. RPI		
DIV. I ONLY		30-13-0	.69767	22	7-3-0	22	26	9	.60334	9	3	3
DIV. I NON-CONF.		17-5-0	.77273	18	3-1-0	39	68	12	.59808	12	4	4
<hr/>												
TOTALS	RPI 1-25	RPI 26-50		W-L RECORDS		RPI 51-100		RPI 101-150		RPI 150+		
30-13-0	2-4-0	1-3-0		OVERALL		15-4-0		3-1-0		9-1-0		
17-4-0	0-0-0	0-1-0		HOME		12-3-0		0-0-0		5-0-0		
12-8-0	2-4-0	1-2-0		AWAY		3-1-0		3-1-0		3-0-0		
1-1-0	0-0-0	0-0-0		NEUTRAL		0-0-0		0-0-0		1-1-0		
17-5-0	0-0-0	1-3-0		NON-CONFERENCE		6-1-0		1-0-0		9-1-0		
10-2-0	0-0-0	0-1-0		HOME		5-1-0		0-0-0		5-0-0		
6-2-0	0-0-0	1-0-		AWAY		1-0-0		1-0-0		3-0-0		
1-1-0	0-0-0	0-0-0		NEUTRAL		0-0-0		0-0-0		1-1-0		
13-8-0	2-4-0	0-0-0		CONFERENCE		9-3-0		2-1-0		0-0-0		
7-2-0	0-0-0	0-0-0		HOME		7-2-0		0-0-0		0-0-0		
6-6-0	2-4-0	0-0-0		AWAY		2-1-0		2-1-0		0-0-0		
0-0-0	0-0-0	0-0-0		NEUTRAL		0-0-0		0-0-0		0-0-0		
RPI	S	Opponent	Score	RPI	S	Opponent	Score	RPI	S	Opponent	Score	
2	A	Clemson	0 11	31	A	Houston	1 8	53	H	North Carolina St.	6 4	
2	A	Clemson	7 8	31	A	Houston	4 5	53	H	North Carolina St.	6 5	
2	A	Clemson	8 3	47	A	Charlotte	13 4	53	H	North Carolina St.	5 8	
6	A	Louisville	6 7	47	H	Charlotte	1 6	64	H	Georgia Tech	17 8	
6	A	Louisville	2 1					64	H	Georgia Tech	6 7	
6	A	Louisville	5 7					64	H	Georgia Tech	8 4	
								66	A	Coastal Caro.	13 8	
								66	H	Coastal Caro.	19 9	
								68	H	Kent St.	5 0	
								68	H	Kent St.	7 2	
								80	A	Miami (FL)	2 1	
								80	A	Miami (FL)	1 5	
								80	A	Miami (FL)	9 0	
								88	H	Notre Dame	13 7	
								88	H	Notre Dame	5 1	
								88	H	Notre Dame	4 3	
								99	H	Southern California	15 5	
								99	H	Southern California	9 15	
								99	H	Southern California	18 5	
LAST 10 GAMES												
164	A	Davidson	12 6	88	H	Notre Dame	5 1					
2	A	Clemson	8 3	88	H	Notre Dame	13 7					
2	A	Clemson	0 11	88	H	Notre Dame	4 3					
2	A	Clemson	7 8	155	A	Elon	13 1					
47	H	Charlotte	1 6	66	H	Coastal Caro.	19 9					

Non-Div. I Games:

Wake Forest

Average RPI Win:	105	WON-LOST RECORD	WINNING PCT. RANK	LAST 10 GAMES	STRENGTH OF SCHEDULE	OPP. STRENGTH OF SCHEDULE	TEAM RPI	ADJ RPI	CONF. RPI	ADJ CONF. RPI		
DIV. I ONLY		27-13-0	.675	34	5-5-0	5	30	10	.60313	10	4	4
DIV. I NON-CONF.		17-3-0	.85	8	2-0-0	4	96	1	.6518	1	2	2
<hr/>												
TOTALS	RPI 1-25	RPI 26-50		W-L RECORDS		RPI 51-100		RPI 101-150		RPI 150+		
27-13-0	5-5-0	3-6-0		OVERALL		5-1-0		7-1-0		7-0-0		
20-4-0	4-0-0	0-3-0		HOME		5-1-0		4-0-0		7-0-0		
5-8-0	0-5-0	2-2-0		AWAY		0-0-0		3-1-0		0-0-0		
2-1-0	1-0-0	1-1-0		NEUTRAL		0-0-0		0-0-0		0-0-0		
17-3-0	5-1-0	1-2-0		NON-CONFERENCE		0-0-0		4-0-0		7-0-0		
14-0-0	4-0-0	0-0-0		HOME		0-0-0		3-0-0		7-0-0		
1-2-0	0-1-0	0-0-		AWAY		0-0-0		1-0-0		0-0-0		
2-1-0	1-0-0	1-1-0		NEUTRAL		0-0-0		0-0-0		0-0-0		
10-10-0	0-4-0	2-4-0		CONFERENCE		5-1-0		3-1-0		0-0-0		
6-4-0	0-0-0	0-3-0		HOME		5-1-0		1-0-0		0-0-0		
4-6-0	0-4-0	2-1-0		AWAY		0-0-0		2-1-0		0-0-0		
0-0-0	0-0-0	0-0-0		NEUTRAL		0-0-0		0-0-0		0-0-0		
RPI	S	Opponent	Score	RPI	S	Opponent	Score	RPI	S	Opponent	Score	
1	A	Oregon St.	7 11	32	A	Cal St. Fullerton	0 4	55	H	Oregon	5 4	
1	A	Oregon St.	4 5	33	H	Utah	3 7	55	H	Oregon	4 8	
1	A	Oregon St.	3 4	33	H	Utah	5 12	55	H	Oregon	18 4	
5	A	Texas Tech	1 13	33	H	Utah	2 4	99	H	Southern California	5 1	
14	N	Arkansas	3 0	38	N	Nebraska	0 1	99	H	Southern California	9 4	
18	A	Stanford	2 3	43	N	Oklahoma St.	10 9	99	H	Southern California	8 1	
22	H	McNeese	12 5	48	A	UCLA	7 8					
22	H	McNeese	12 3	48	A	UCLA	19 4					
22	H	McNeese	8 3	48	A	UCLA	4 3					
22	H	McNeese	9 3									

Non-Div. I Games:

Arizona

TCU

Average RPI Win:	104	WON-LOST RECORD	WINNING PCT. RANK	LAST 10 GAMES	STRENGTH OF SCHEDULE	OPP. STRENGTH OF SCHEDULE	TEAM RPI	ADJ RPI	CONF. RPI	ADJ CONF. RPI		
DIV. I ONLY		30-9-0	.76923	9	6-4-0	66	8	11	.59925	11	1	1
DIV. I NON-CONF.		19-5-0	.79167	15	3-1-0	121	34	22	.58512	22	1	1
<hr/>												
TOTALS	RPI 1-25	RPI 26-50		W-L RECORDS		RPI 51-100		RPI 101-150		RPI 150+		
30-9-0	4-4-0	5-0-0		OVERALL		8-1-0		5-4-0		8-0-0		
19-4-0	2-1-0	3-0-0		HOME		4-1-0		2-2-0		8-0-0		
8-5-0	1-3-0	0-0-0		AWAY		4-0-0		3-2-0		0-0-0		
3-0-0	1-0-0	2-0-0		NEUTRAL		0-0-0		0-0-0		0-0-0		
19-5-0	1-1-0	2-0-0		NON-CONFERENCE		3-0-0		5-4-0		8-0-0		
12-2-0	0-0-0	0-0-0		HOME		2-0-0		2-2-0		8-0-0		
4-3-0	0-1-0	0-0-		AWAY		1-0-0		3-2-0		0-0-0		
3-0-0	1-0-0	2-0-0		NEUTRAL		0-0-0		0-0-0		0-0-0		
11-4-0	3-3-0	3-0-0		CONFERENCE		5-1-0		0-0-0		0-0-0		
7-2-0	2-1-0	3-0-0		HOME		2-1-0		0-0-0		0-0-0		
4-2-0	1-2-0	0-0-0		AWAY		3-0-0		0-0-0		0-0-0		
0-0-0	0-0-0	0-0-0		NEUTRAL		0-0-0		0-0-0		0-0-0		
RPI S	Opponent	Score	RPI S	Opponent	Score	RPI S	Opponent	Score	RPI S	Opponent	Score	
8 A	West Virginia	8 6	37 N	Ole Miss	5 3	57 A	DBU	9 3	101 H	Arizona St.	9 13	
8 A	West Virginia	4 5	43 H	Oklahoma St.	7 5	57 H	DBU	3 2	101 H	Arizona St.	5 2	
8 A	West Virginia	4 5	43 H	Oklahoma St.	5 1	60 H	Kansas	5 1	101 H	Arizona St.	8 4	
15 H	Baylor	8 5	43 H	Oklahoma St.	6 5	60 H	Kansas	3 1	118 A	UT Arlington	7 2	
15 H	Baylor	5 16	44 N	Texas A&M	11 10	60 H	Kansas	3 4	118 A	UT Arlington	5 4	
15 H	Baylor	9 4				79 H	Rice	13 5	122 H	SFA	2 6	
16 N	LSU	9 6				92 A	Kansas St.	5 0	142 A	UC Irvine	3 6	
23 A	Long Beach St.	0 7				92 A	Kansas St.	1 0	142 A	UC Irvine	2 11	
						92 A	Kansas St.	12 4	142 A	UC Irvine	16 7	
									196 H	Murray St.	13 2	
									196 H	Murray St.	15 6	
									196 H	Murray St.	9 2	
									208 H	Penn St.	12 1	
									208 H	Penn St.	6 3	
									208 H	Penn St.	9 3	
									230 H	UTRGV	18 2	
									230 H	UTRGV	10 2	
			LAST 10 GAMES									
			122 H	SFA	2 6	8 A	West Virginia	8 6				
			15 H	Baylor	8 5	8 A	West Virginia	4 5				
			15 H	Baylor	5 16	57 A	DBU	9 3				
			15 H	Baylor	9 4	196 H	Murray St.	13 2				
			8 A	West Virginia	4 5	196 H	Murray St.	15 6				

Non-Div. I Games:

TCU

[illegible]

Non-Div. I Games:

Virginia

Average RPI Win: 113		WON-LOST	WINNING	LAST 10	STRENGTH OF		OPP. STRENGTH	TEAM	ADJ		CONF.	ADJ CONF.
Average RPI Loss: 73		RECORD	PCT. RANK	GAMES	SCHEDULE		OF SCHEDULE	RPI	RPI		RPI	RPI
DIV. I ONLY		28-13-0	.68293	30	7-3-0		24	79	13	.59224	13	15
DIV. I NON-CONF.		19-13-0	.59375	88	4-3-0		14	73	23	.58223	23	12
TOTALS		RPI 1-25	RPI 26-50		W-L RECORDS		RPI 51-100		RPI 101-150		RPI 150+	
28-13-0		0-2-0	1-3-0		OVERALL		11-5-0		12-3-0		4-0-0	
15-5-0		0-1-0	0-0-0		HOME		5-4-0		10-0-0		0-0-0	
11-8-0		0-1-0	1-3-0		AWAY		5-1-0		2-3-0		3-0-0	
2-0-0		0-0-0	0-0-0		NEUTRAL		1-0-0		0-0-0		1-0-0	
19-13-0		0-2-0	1-3-0		NON-CONFERENCE		8-5-0		6-3-0		4-0-0	
6-5-0		0-1-0	0-0-0		HOME		2-4-0		4-0-0		0-0-0	
11-8-0		0-1-0	1-0-		AWAY		5-1-0		2-3-0		3-0-0	
2-0-0		0-0-0	0-0-0		NEUTRAL		1-0-0		0-0-0		1-0-0	
9-0-0		0-0-0	0-0-0		CONFERENCE		3-0-0		6-0-0		0-0-0	
9-0-0		0-0-0	0-0-0		HOME		3-0-0		6-0-0		0-0-0	
0-0-0		0-0-0	0-0-0		AWAY		0-0-0		0-0-0		0-0-0	
0-0-0		0-0-0	0-0-0		NEUTRAL		0-0-0		0-0-0		0-0-0	
RPI S	Opponent	Score	RPI S	Opponent	Score	RPI S	Opponent	Score	RPI S	Opponent	Score	
14 H	Arkansas	4 12	42 A	New Mexico	8 17	51 N	Rhode Island	12 1	126 A	Central Mich.	12 1	
22 A	McNeese	3 4	42 A	New Mexico	8 0	57 H	DBU	7 3	126 A	Central Mich.	1 2	
			42 A	New Mexico	5 9	57 H	DBU	5 1	126 A	Central Mich.	4 7	
			43 A	Oklahoma St.	3 7	57 H	DBU	11 8	129 A	Southeast Mo. St.	4 5	
						60 H	Kansas	2 4	130 H	Central Ark.	5 0	
						62 A	Minnesota	12 3	130 H	Central Ark.	5 3	
						62 A	Minnesota	2 5	130 H	Central Ark.	4 0	
						62 A	Minnesota	7 2	135 H	New Orleans	7 2	
						63 A	Missouri	5 3	138 H	Bradley	13 3	
						63 H	Missouri	5 1	138 H	Bradley	9 2	
						95 H	Memphis	4 5	138 H	Bradley	5 3	
						95 H	Memphis	9 5	139 H	Wichita St.	13 4	
						95 H	Memphis	5 6	139 H	Wichita St.	8 1	
						97 A	Oral Roberts	9 5	139 H	Wichita St.	12 5	
						97 H	Oral Roberts	1 3	145 A	Belmont	7 5	
						100 A	Middle Tenn.	5 0	161 A	Saint Louis	15 8	
									178 A	Lipscomb	6 4	
									187 A	Arkansas St.	13 0	
									205 N	Stony Brook	7 0	
LAST 10 GAMES												
			63 H	Missouri	5 1				161 A	Saint Louis	15 8	
			139 H	Wichita St.	8 1				42 A	New Mexico	8 0	
			139 H	Wichita St.	13 4				42 A	New Mexico	5 9	
			139 H	Wichita St.	12 5				42 A	New Mexico	8 17	
			63 A	Missouri	5 3				14 H	Arkansas	4 12	

Non-Div. I Games:

Missouri St.

Average RPI Win: 118		WON-LOST	WINNING	LAST 10	STRENGTH OF		OPP. STRENGTH	TEAM	ADJ	CONF.	ADJ CONF.
Average RPI Loss: 47		RECORD	PCT. RANK	GAMES	SCHEDULE		OF SCHEDULE	RPI	RPI	RPI	RPI
DIV. I ONLY		33-11-0	.75	13	67		14	14	.58986	14	2
DIV. I NON-CONF.		21-4-0	.84	9	131		40	18	.58894	18	3
TOTALS		RPI 1-25	RPI 26-50		W-L RECORDS		RPI 51-100		RPI 101-150		RPI 150+
33-11-0		6-5-0	2-3-0		OVERALL		7-2-0		9-0-0		9-1-0
24-4-0		4-2-0	0-1-0		HOME		4-1-0		9-0-0		7-0-0
7-5-0		2-2-0	1-1-0		AWAY		2-1-0		0-0-0		2-1-0
2-2-0		0-1-0	1-1-0		NEUTRAL		1-0-0		0-0-0		0-0-0
21-4-0		1-1-0	2-2-0		NON-CONFERENCE		5-1-0		6-0-0		7-0-0
17-1-0		0-0-0	0-0-0		HOME		4-1-0		6-0-0		7-0-0
2-1-0		1-0-0	1-0-		AWAY		0-0-0		0-0-0		0-0-0
2-2-0		0-1-0	1-1-0		NEUTRAL		1-0-0		0-0-0		0-0-0
12-7-0		5-4-0	0-1-0		CONFERENCE		2-1-0		3-0-0		2-1-0
7-3-0		4-2-0	0-1-0		HOME		0-0-0		3-0-0		0-0-0
5-4-0		1-2-0	0-0-0		AWAY		2-1-0		0-0-0		2-1-0
0-0-0		0-0-0	0-0-0		NEUTRAL		0-0-0		0-0-0		0-0-0
RPI S	Opponent	Score	RPI S	Opponent	Score	RPI S	Opponent	Score	RPI S	Opponent	Score
10 N	Arizona	0 3	37 H	Ole Miss	1 9	51 H	Rhode Island	5 2	111 H	Georgia	5 4
13 A	Missouri St.	12 4	38 N	Nebraska	15 5	51 H	Rhode Island	3 2	111 H	Georgia	14 4
16 H	LSU	8 10	39 A	Louisiana Tech	3 4	51 H	Rhode Island	0 3	111 H	Georgia	11 3
16 H	LSU	0 2	39 A	Louisiana Tech	13 10	63 A	Missouri	9 2	131 H	Bryant	13 7
16 H	LSU	9 3	43 N	Oklahoma St.	3 8	63 A	Missouri	2 7	131 H	Bryant	11 8
17 H	Mississippi St.	3 1				63 A	Missouri	9 8	131 H	Bryant	16 6
17 H	Mississippi St.	6 1				92 N	Kansas St.	6 5	135 H	New Orleans	5 2
17 H	Mississippi St.	5 4				95 H	Memphis	16 7	136 H	Grand Canyon	6 1
25 A	Auburn	6 11				95 H	Memphis	2 0	136 H	Grand Canyon	11 2
25 A	Auburn	7 3							197 A	Alabama	1 7
25 A	Auburn	2 15							197 A	Alabama	8 5
									197 A	Alabama	7 1
									207 H	Miami (OH)	11 1
									207 H	Miami (OH)	7 0
									207 H	Miami (OH)	5 1
									238 H	La.-Monroe	11 2
									238 H	La.-Monroe	12 3
									284 H	Alcorn	3 2
									284 H	Alcorn	11 3
			LAST 10 GAMES								
			37 H	Ole Miss	1 9	95 H	Memphis	2 0			
			92 N	Kansas St.	6 5	95 H	Memphis	16 7			
			25 A	Auburn	6 11	111 H	Georgia	11 3			
			25 A	Auburn	7 3	111 H	Georgia	5 4			
			25 A	Auburn	2 15	111 H	Georgia	14 4			

Non-Div. I Games:

Arkansas

Average RPI Win: 88		WON-LOST	WINNING	LAST 10	STRENGTH OF		OPP. STRENGTH	TEAM	ADJ	CONF.	ADJ CONF.
Average RPI Loss: 38		RECORD	PCT. RANK	GAMES	SCHEDULE		OF SCHEDULE	RPI	RPI	RPI	RPI
DIV. I ONLY		25-16-0	.60976	71	6-4-0		1	42	15	.58956	15
DIV. I NON-CONF.		19-7-0	.73077	25	2-1-0		11	92	13	.59725	13
TOTALS		RPI 1-25	RPI 26-50		W-L RECORDS		RPI 51-100		RPI 101-150		RPI 150+
25-16-0		3-7-0	8-6-0		OVERALL		6-2-0		1-1-0		7-0-0
17-9-0		1-2-0	5-4-0		HOME		4-2-0		1-1-0		6-0-0
6-6-0		2-4-0	1-2-0		AWAY		2-0-0		0-0-0		1-0-0
2-1-0		0-1-0	2-0-0		NEUTRAL		0-0-0		0-0-0		0-0-0
19-7-0		0-1-0	5-3-0		NON-CONFERENCE		6-2-0		1-1-0		7-0-0
13-4-0		0-0-0	2-1-0		HOME		4-2-0		1-1-0		6-0-0
4-2-0		0-0-0	1-0-		AWAY		2-0-0		0-0-0		1-0-0
2-1-0		0-1-0	2-0-0		NEUTRAL		0-0-0		0-0-0		0-0-0
6-9-0		3-6-0	3-3-0		CONFERENCE		0-0-0		0-0-0		0-0-0
4-5-0		1-2-0	3-3-0		HOME		0-0-0		0-0-0		0-0-0
2-4-0		2-4-0	0-0-0		AWAY		0-0-0		0-0-0		0-0-0
0-0-0		0-0-0	0-0-0		NEUTRAL		0-0-0		0-0-0		0-0-0
RPI S	Opponent	Score	RPI S	Opponent	Score	RPI S	Opponent	Score	RPI S	Opponent	Score
5 A	Texas Tech	2 13	31 H	Houston	2 1	52 H	South Ala.	3 2	122 H	SFA	2 1
5 A	Texas Tech	10 9	31 H	Houston	0 2	52 H	South Ala.	10 9	125 H	Lamar University	1 11
5 A	Texas Tech	3 5	31 H	Houston	5 0	52 H	South Ala.	9 7	169 A	Texas St.	4 0
8 H	West Virginia	5 1	35 H	Texas	6 2	57 A	DBU	4 1	169 H	Texas St.	10 2
8 H	West Virginia	5 6	35 H	Texas	3 5	57 H	DBU	8 6	189 H	Niagara	21 6
8 H	West Virginia	1 7	35 H	Texas	4 3	85 A	Sam Houston St.	6 5	189 H	Niagara	7 3
11 A	TCU	5 8	36 H	Oklahoma	0 3	85 H	Sam Houston St.	4 7	189 H	Niagara	6 3
11 A	TCU	4 9	36 H	Oklahoma	3 11	93 H	UTSA	9 15	224 H	Nevada	6 0
11 A	TCU	16 5	36 H	Oklahoma	7 0				278 H	Ark.-Pine Bluff	17 3
16 N	LSU	0 4	37 N	Ole Miss	4 0						
			44 N	Texas A&M	6 3						
			50 A	Washington	0 6						
			50 A	Washington	6 3						
			50 A	Washington	4 5						
LAST 10 GAMES						35 H	Texas	3 5			
			169 H	Texas St.	10 2	35 H	Texas	4 3			
			11 A	TCU	5 8	35 H	Texas	6 2			
			11 A	TCU	16 5	85 H	Sam Houston St.	4 7			
			11 A	TCU	4 9	5 A	Texas Tech	10 9			
			122 H	SFA	2 1						

Non-Div. I Games:

Baylor

LSU

Average RPI Win:		104	WON-LOST RECORD		WINNING PCT. RANK		LAST 10 GAMES		STRENGTH OF SCHEDULE		OPP. STRENGTH OF SCHEDULE		TEAM RPI		ADJ RPI		CONF. RPI		ADJ CONF. RPI					
DIV. I ONLY			27-15-0		.64286		50		6-4-0		10		19		16		.58842		16		2		2	
DIV. I NON-CONF.			16-7-0		.69565		37		2-1-0		32		67		32		.57101		32		3		3	
TOTALS		RPI 1-25			RPI 26-50			W-L RECORDS			RPI 51-100			RPI 101-150			RPI 150+							
27-15-0		8-8-0			4-3-0			OVERALL			1-2-0			7-2-0			7-0-0							
20-5-0		3-0-0			3-3-0			HOME			1-1-0			7-1-0			6-0-0							
5-8-0		4-6-0			0-0-0			AWAY			0-1-0			0-1-0			1-0-0							
2-2-0		1-2-0			1-0-0			NEUTRAL			0-0-0			0-0-0			0-0-0							
16-7-0		4-3-0			1-0-0			NON-CONFERENCE			1-2-0			4-2-0			6-0-0							
14-2-0		3-0-0			0-0-0			HOME			1-1-0			4-1-0			6-0-0							
0-3-0		0-1-0			0-0-			AWAY			0-1-0			0-1-0			0-0-0							
2-2-0		1-2-0			1-0-0			NEUTRAL			0-0-0			0-0-0			0-0-0							
11-8-0		4-5-0			3-3-0			CONFERENCE			0-0-0			3-0-0			1-0-0							
6-3-0		0-0-0			3-3-0			HOME			0-0-0			3-0-0			0-0-0							
5-5-0		4-5-0			0-0-0			AWAY			0-0-0			0-0-0			1-0-0							
0-0-0		0-0-0			0-0-0			NEUTRAL			0-0-0			0-0-0			0-0-0							
RPI	S	Opponent		Score		RPI	S	Opponent		Score		RPI	S	Opponent		Score		RPI	S	Opponent		Score		
4	A	Kentucky		4	3	37	H	Ole Miss		3	2	54	H	Southeastern La.		8	2	111	H	Georgia		7	6	
4	A	Kentucky		5	12	37	H	Ole Miss		15	2	77	A	Tulane		6	9	111	H	Georgia		5	1	
4	A	Kentucky		2	10	37	H	Ole Miss		1	4	77	H	Tulane		6	7	111	H	Georgia		22	9	
5	N	Texas Tech		4	5	44	H	Texas A&M		0	4							125	H	Lamar University		10	4	
7	A	Florida		0	1	44	H	Texas A&M		7	4							135	A	New Orleans		8	11	
7	A	Florida		10	6	44	H	Texas A&M		3	4							135	H	New Orleans		4	7	
7	A	Florida		1	8	49	N	Louisiana		3	2							139	H	Wichita St.		6	1	
11	N	TCU		6	9													139	H	Wichita St.		12	5	
14	A	Arkansas		10	8													139	H	Wichita St.		9	2	
14	A	Arkansas		2	0													168	H	Nicholls St.		3	2	
14	A	Arkansas		3	9													197	A	Alabama		8	2	
15	N	Baylor		4	0													222	H	Air Force		10	3	
21	H	Maryland		9	5													233	H	Army West Point		6	0	
21	H	Maryland		6	1													233	H	Army West Point		9	0	
21	H	Maryland		14	0													272	H	Hofstra		8	1	
22	A	McNeese		4	5													282	H	Grambling		13	2	
LAST 10 GAMES																								
197 A Alabama						8	2	125 H Lamar University						10	4									
77 A Tulane						6	9	37 H Ole Miss						3	2									
4 A Kentucky						2	10	37 H Ole Miss						1	4									
4 A Kentucky						4	3	37 H Ole Miss						15	2									
4 A Kentucky						5	12	49 N Louisiana						3	2									

Non-Div. I Games: Louisiana Col. 13 0

LSU

Average RPI Win: 109		WON-LOST	WINNING	LAST 10	STRENGTH OF		OPP. STRENGTH	TEAM	ADJ	CONF.	ADJ CONF.
Average RPI Loss: 44		RECORD	PCT. RANK	GAMES	SCHEDULE		OF SCHEDULE	RPI	RPI	RPI	RPI
DIV. I ONLY		29-14-0	.67442	37	8-2-0		15	35	17	.58808	17
DIV. I NON-CONF.		15-9-0	.625	69	1-1-0		44	159	75	.53851	75
TOTALS		RPI 1-25	RPI 26-50		W-L RECORDS		RPI 51-100		RPI 101-150		RPI 150+
29-14-0		5-6-0	7-2-0		OVERALL		5-5-0		3-1-0		9-0-0
21-6-0		3-2-0	3-1-0		HOME		3-2-0		3-1-0		9-0-0
7-7-0		2-4-0	3-0-0		AWAY		2-3-0		0-0-0		0-0-0
1-1-0		0-0-0	1-1-0		NEUTRAL		0-0-0		0-0-0		0-0-0
15-9-0		1-1-0	0-2-0		NON-CONFERENCE		5-5-0		3-1-0		6-0-0
13-5-0		1-1-0	0-1-0		HOME		3-2-0		3-1-0		6-0-0
2-3-0		0-0-0	0-0-		AWAY		2-3-0		0-0-0		0-0-0
0-1-0		0-0-0	0-1-0		NEUTRAL		0-0-0		0-0-0		0-0-0
14-5-0		4-5-0	7-0-0		CONFERENCE		0-0-0		0-0-0		3-0-0
8-1-0		2-1-0	3-0-0		HOME		0-0-0		0-0-0		3-0-0
5-4-0		2-4-0	3-0-0		AWAY		0-0-0		0-0-0		0-0-0
1-0-0		0-0-0	1-0-0		NEUTRAL		0-0-0		0-0-0		0-0-0
RPI S	Opponent	Score	RPI S	Opponent	Score	RPI S	Opponent	Score	RPI S	Opponent	Score
4 H	Kentucky	2 5	27 N	Southern Miss.	5 7	52 A	South Ala.	2 5	133 H	Columbia	5 4
4 H	Kentucky	10 6	37 A	Ole Miss	2 1	52 H	South Ala.	2 0	133 H	Columbia	11 8
4 H	Kentucky	10 6	37 A	Ole Miss	5 3	52 H	South Ala.	8 6	146 H	Marist	12 4
5 H	Texas Tech	8 5	37 A	Ole Miss	4 3	55 A	Oregon	5 6	146 H	Marist	8 9
5 H	Texas Tech	2 5	37 N	Ole Miss	4 2	55 A	Oregon	5 4	185 H	Indiana St.	11 6
14 A	Arkansas	4 5	39 H	Louisiana Tech	2 3	55 A	Oregon	0 1	185 H	Indiana St.	9 1
14 A	Arkansas	1 6	45 H	Tennessee	14 4	78 H	FIU	9 7	197 H	Alabama	13 12
14 A	Arkansas	1 3	45 H	Tennessee	5 4	78 H	FIU	3 8	197 H	Alabama	4 3
20 A	South Carolina	1 6	45 H	Tennessee	7 4	91 H	Morehead St.	8 13	197 H	Alabama	6 5
20 A	South Carolina	7 4				95 A	Memphis	8 3	269 H	Western Ill.	10 9
20 A	South Carolina	5 4							269 H	Western Ill.	8 2
									278 H	Ark.-Pine Bluff	11 8
									297 H	Mississippi Val.	5 0
LAST 10 GAMES											
			37 N	Ole Miss	4 2	20 A	South Carolina	1 6			
			197 H	Alabama	13 12	20 A	South Carolina	5 4			
			197 H	Alabama	4 3	20 A	South Carolina	7 4			
			197 H	Alabama	6 5	297 H	Mississippi Val.	5 0			
			52 A	South Ala.	2 5	4 H	Kentucky	10 6			

Non-Div. I Games:

Mississippi St.

Average RPI Win: 77		WON-LOST RECORD		WINNING PCT. RANK		LAST 10 GAMES		STRENGTH OF SCHEDULE		OPP. STRENGTH OF SCHEDULE		TEAM RPI		ADJ RPI		CONF. RPI		ADJ CONF. RPI	
DIV. I ONLY		25-12-0		.67568 32		8-2-0		35		1		18		.58768 18		4		4	
DIV. I NON-CONF.		14-5-0		.73684 22		2-0-0		114		1		19		.58876 19		2		2	
TOTALS		RPI 1-25		RPI 26-50		W-L RECORDS		RPI 51-100		RPI 101-150		RPI 150+							
25-12-0		2-3-0		7-6-0		OVERALL		12-3-0		1-0-0		3-0-0							
16-7-0		2-3-0		6-4-0		HOME		5-0-0		1-0-0		2-0-0							
9-5-0		0-0-0		1-2-0		AWAY		7-3-0		0-0-0		1-0-0							
0-0-0		0-0-0		0-0-0		NEUTRAL		0-0-0		0-0-0		0-0-0							
14-5-0		1-0-0		4-3-0		NON-CONFERENCE		5-2-0		1-0-0		3-0-0							
10-1-0		1-0-0		3-1-0		HOME		3-0-0		1-0-0		2-0-0							
4-4-0		0-0-0		1-0-		AWAY		2-2-0		0-0-0		1-0-0							
0-0-0		0-0-0		0-0-0		NEUTRAL		0-0-0		0-0-0		0-0-0							
11-7-0		1-3-0		3-3-0		CONFERENCE		7-1-0		0-0-0		0-0-0							
6-6-0		1-3-0		3-3-0		HOME		2-0-0		0-0-0		0-0-0							
5-1-0		0-0-0		0-0-0		AWAY		5-1-0		0-0-0		0-0-0							
0-0-0		0-0-0		0-0-0		NEUTRAL		0-0-0		0-0-0		0-0-0							
RPI	S	Opponent		Score		RPI	S	Opponent		Score		RPI	S	Opponent		Score			
1	H	Oregon St.		7 15		32	A	Cal St. Fullerton		0 1		55	A	Oregon		4 3			
1	H	Oregon St.		0 7		32	A	Cal St. Fullerton		1 8		55	A	Oregon		8 5			
1	H	Oregon St.		1 3		32	A	Cal St. Fullerton		7 6		55	A	Oregon		10 4			
10	H	Arizona		3 2		33	H	Utah		6 4		60	H	Kansas		4 2			
23	H	Long Beach St.		7 3		33	H	Utah		0 4		60	H	Kansas		6 0			
						33	H	Utah		5 1		60	H	Kansas		5 0			
						35	H	Texas		5 2		72	H	California		8 4			
						35	H	Texas		3 2		72	H	California		6 4			
						35	H	Texas		0 4		79	A	Rice		16 6			
						35	H	Texas		2 1		79	A	Rice		0 4			
						48	H	UCLA		0 2		79	A	Rice		2 0			
						48	H	UCLA		5 3		79	A	Rice		2 12			
						48	H	UCLA		6 7		99	A	Southern California		8 3			
												99	A	Southern California		5 7			
												99	A	Southern California		6 3			
LAST 10 GAMES																			
						10	H	Arizona		3 2		72	H	California		6 4			
						266	H	Santa Clara		8 2		48	H	UCLA		6 7			
						55	A	Oregon		10 4		48	H	UCLA		5 3			
						55	A	Oregon		8 5		48	H	UCLA		0 2			
						55	A	Oregon		4 3		231	A	San Jose St.		9 3			

Non-Div. I Games:

Stanford

Average RPI Win:	99	WON-LOST	WINNING	LAST 10	STRENGTH OF	OPP. STRENGTH	TEAM	ADJ	CONF.	ADJ CONF.	
Average RPI Loss:	69	RECORD	PCT. RANK	GAMES	SCHEDULE	OF SCHEDULE	RPI	RPI	RPI	RPI	
DIV. I ONLY	25-16-0	.60976	71	5-5-0	8	55	19	.58244	19	2	2
DIV. I NON-CONF.	16-7-0	.69565	37	1-1-0	12	234	30	.57139	30	3	3
<hr/>											
TOTALS	RPI 1-25	RPI 26-50		W-L RECORDS		RPI 51-100		RPI 101-150		RPI 150+	
25-16-0	4-5-0	3-3-0		OVERALL		7-3-0		6-3-0		5-2-0	
14-9-0	1-2-0	2-1-0		HOME		4-2-0		3-2-0		4-2-0	
9-7-0	3-3-0	1-2-0		AWAY		3-1-0		2-1-0		0-0-0	
2-0-0	0-0-0	0-0-0		NEUTRAL		0-0-0		1-0-0		1-0-0	
<hr/>											
16-7-0	0-0-0	0-0-0		NON-CONFERENCE		7-3-0		4-2-0		5-2-0	
11-6-0	0-0-0	0-0-0		HOME		4-2-0		3-2-0		4-2-0	
3-1-0	0-0-0	0-0-		AWAY		3-1-0		0-0-0		0-0-0	
2-0-0	0-0-0	0-0-0		NEUTRAL		0-0-0		1-0-0		1-0-0	
<hr/>											
9-9-0	4-5-0	3-3-0		CONFERENCE		0-0-0		2-1-0		0-0-0	
3-3-0	1-2-0	2-1-0		HOME		0-0-0		0-0-0		0-0-0	
6-6-0	3-3-0	1-2-0		AWAY		0-0-0		2-1-0		0-0-0	
0-0-0	0-0-0	0-0-0		NEUTRAL		0-0-0		0-0-0		0-0-0	
<hr/>											
RPI S	Opponent	Score	RPI S	Opponent	Score	RPI S	Opponent	Score	RPI S	Opponent	Score
4 A	Kentucky	6 4	37 A	Ole Miss	0 1	54 H	Southeastern La.	4 2	111 A	Georgia	8 1
4 A	Kentucky	3 10	37 A	Ole Miss	6 2	54 H	Southeastern La.	9 6	111 A	Georgia	10 5
4 A	Kentucky	4 7	37 A	Ole Miss	8 10	61 A	San Diego	11 1	111 A	Georgia	0 1
7 H	Florida	2 0	44 H	Texas A&M	4 3	61 A	San Diego	8 2	124 H	Ill.-Chicago	2 5
7 H	Florida	6 10	44 H	Texas A&M	17 3	61 A	San Diego	2 3	124 H	Ill.-Chicago	6 2
7 H	Florida	8 20	44 H	Texas A&M	4 6	81 H	Saint Mary's (CA)	9 8	124 H	Ill.-Chicago	3 5
20 A	South Carolina	1 6				81 H	Saint Mary's (CA)	1 5	130 H	Central Ark.	9 1
20 A	South Carolina	7 6				81 H	Saint Mary's (CA)	9 1	130 H	Central Ark.	10 5
20 A	South Carolina	5 3				94 H	Tennessee Tech	2 5	145 N	Belmont	17 11
						100 A	Middle Tenn.	21 2	175 H	CSUN	1 4
									175 H	CSUN	4 6
									175 H	CSUN	11 3
									178 N	Lipscomb	10 0
									184 H	UT Martin	11 0
									250 H	Western Ky.	8 1
									267 H	Evansville	7 4
<hr/>											
LAST 10 GAMES											
111 A	Georgia	10 5	7 H	Florida	2 0						
111 A	Georgia	0 1	7 H	Florida	6 10						
111 A	Georgia	8 1	94 H	Tennessee Tech	2 5						
100 A	Middle Tenn.	21 2	20 A	South Carolina	1 6						
7 H	Florida	8 20	20 A	South Carolina	5 3						

Non-Div. I Games:

Vanderbilt

Average RPI Win:		104	WON-LOST RECORD		WINNING PCT. RANK	LAST 10 GAMES		STRENGTH OF SCHEDULE		OPP. STRENGTH OF SCHEDULE	TEAM RPI	ADJ RPI	CONF. RPI	ADJ CONF. RPI			
DIV. I ONLY			24-15-0		.61538	65	4-6-0		6	15	20	.58107	20	2	2		
DIV. I NON-CONF.			15-6-0		.71429	32	1-1-0		6	83	17	.59036	17	3	3		
TOTALS		RPI 1-25		RPI 26-50		W-L RECORDS		RPI 51-100		RPI 101-150		RPI 150+					
24-15-0		5-11-0		4-0-0		OVERALL		5-2-0		2-0-0		8-2-0					
17-9-0		2-5-0		1-0-0		HOME		5-2-0		2-0-0		7-2-0					
7-4-0		3-4-0		3-0-0		AWAY		0-0-0		0-0-0		1-0-0					
0-2-0		0-2-0		0-0-0		NEUTRAL		0-0-0		0-0-0		0-0-0					
15-6-0		1-3-0		1-0-0		NON-CONFERENCE		5-2-0		2-0-0		6-1-0					
13-4-0		0-1-0		1-0-0		HOME		5-2-0		2-0-0		5-1-0					
2-0-0		1-0-0		0-0-		AWAY		0-0-0		0-0-0		1-0-0					
0-2-0		0-2-0		0-0-0		NEUTRAL		0-0-0		0-0-0		0-0-0					
9-9-0		4-8-0		3-0-0		CONFERENCE		0-0-0		0-0-0		2-1-0					
4-5-0		2-4-0		0-0-0		HOME		0-0-0		0-0-0		2-1-0					
5-4-0		2-4-0		3-0-0		AWAY		0-0-0		0-0-0		0-0-0					
0-0-0		0-0-0		0-0-0		NEUTRAL		0-0-0		0-0-0		0-0-0					
RPI	S	Opponent		Score		RPI	S	Opponent		Score		RPI	S	Opponent		Score	
2	A	Clemson		2	0	45	A	Tennessee		7	1	75	H	Wright St.		1	5
2	H	Clemson		3	5	45	A	Tennessee		10	2	75	H	Wright St.		10	5
2	N	Clemson		7	8	45	A	Tennessee		6	4	75	H	Wright St.		4	3
3	N	North Carolina		5	20	47	H	Charlotte		5	4	82	H	Michigan St.		5	2
7	A	Florida		4	2							82	H	Michigan St.		3	2
7	A	Florida		5	7							84	H	Winthrop		8	6
7	A	Florida		0	1							92	H	Kansas St.		5	6
17	H	Mississippi St.		4	5												
17	H	Mississippi St.		6	1												
17	H	Mississippi St.		4	7												
19	H	Vanderbilt		6	7												
19	H	Vanderbilt		6	1												
19	H	Vanderbilt		3	5												
25	A	Auburn		7	0												
25	A	Auburn		5	6												
25	A	Auburn		4	5												
LAST 10 GAMES																	
						7	A	Florida		5	7	17	H	Mississippi St.		4	5
						7	A	Florida		4	2	17	H	Mississippi St.		4	7
						7	A	Florida		0	1	3	N	North Carolina		5	20
						164	H	Davidson		3	2	19	H	Vanderbilt		6	1
						17	H	Mississippi St.		6	1	19	H	Vanderbilt		3	5

Non-Div. I Games:

South Carolina

Non-Div. I Games:

Maryland

Average RPI Win:	163	WON-LOST RECORD	WINNING PCT. RANK	LAST 10 GAMES	STRENGTH OF SCHEDULE	OPP. STRENGTH OF SCHEDULE	TEAM RPI	ADJ RPI	CONF. RPI	ADJ CONF. RPI					
DIV. I ONLY		28-11-0	.71795	15	8-2-0	115	67	22	.57888	22	13	13			
DIV. I NON-CONF.		10-8-0	.55556	111	0-1-0	77	20	74	.53942	74	14	14			
<hr/>															
TOTALS	RPI 1-25	RPI 26-50		W-L RECORDS		RPI 51-100		RPI 101-150		RPI 150+					
28-11-0	2-4-0	1-3-0		OVERALL		2-3-0		9-0-0		14-1-0					
18-1-0	2-0-0	1-1-0		HOME		1-0-0		6-0-0		8-0-0					
10-10-0	0-4-0	0-2-0		AWAY		1-3-0		3-0-0		6-1-0					
0-0-0	0-0-0	0-0-0		NEUTRAL		0-0-0		0-0-0		0-0-0					
10-8-0	2-4-0	1-3-0		NON-CONFERENCE		1-1-0		0-0-0		6-0-0					
9-1-0	2-0-0	1-1-0		HOME		1-0-0		0-0-0		5-0-0					
1-7-0	0-4-0	0-0-		AWAY		0-1-0		0-0-0		1-0-0					
0-0-0	0-0-0	0-0-0		NEUTRAL		0-0-0		0-0-0		0-0-0					
18-3-0	0-0-0	0-0-0		CONFERENCE		1-2-0		9-0-0		8-1-0					
9-0-0	0-0-0	0-0-0		HOME		0-0-0		6-0-0		3-0-0					
9-3-0	0-0-0	0-0-0		AWAY		1-2-0		3-0-0		5-1-0					
0-0-0	0-0-0	0-0-0		NEUTRAL		0-0-0		0-0-0		0-0-0					
RPI	S	Opponent	Score	RPI	S	Opponent	Score	RPI	S	Opponent	Score	RPI	S	Opponent	Score
10	A	Arizona	3 8	31	A	Houston	5 6	51	H	Rhode Island	5 4	122	H	SFA	11 1
10	A	Arizona	5 12	39	A	Louisiana Tech	7 8	54	A	Southeastern La.	2 10	122	H	SFA	8 4
10	A	Arizona	3 9	39	H	Louisiana Tech	5 3	54	A	Southeastern La.	4 5	122	H	SFA	4 1
10	A	Arizona	3 12	49	H	Louisiana	1 3	54	A	Southeastern La.	4 1	130	A	Central Ark.	6 3
13	H	Missouri St.	4 3					77	A	Tulane	2 10	130	A	Central Ark.	5 3
16	H	LSU	5 4									130	A	Central Ark.	5 3
												135	H	New Orleans	9 7
												135	H	New Orleans	5 3
												135	H	New Orleans	5 0
												168	H	Nicholls St.	9 2
												168	H	Nicholls St.	12 3
												168	H	Nicholls St.	11 8
												205	H	Stony Brook	18 2
												217	A	Northwestern St.	4 7
												217	A	Northwestern St.	5 4
												217	A	Northwestern St.	13 4
												238	A	La.-Monroe	32 4
												238	H	La.-Monroe	14 5
												251	A	Abilene Christian	18 5
												251	A	Abilene Christian	8 5
												251	A	Abilene Christian	7 4
												285	H	Prairie View	16 7
												285	H	Prairie View	12 9
												285	H	Prairie View	7 2
<hr/>															
				LAST 10 GAMES											
				217	A	Northwestern St.	5 4	135	H	New Orleans	5 3	285	H	Prairie View	12 9
				217	A	Northwestern St.	4 7	135	H	New Orleans	5 0	285	H	Prairie View	7 2
				217	A	Northwestern St.	13 4	251	A	Abilene Christian	8 5				
				39	A	Louisiana Tech	7 8	251	A	Abilene Christian	18 5				
				135	H	New Orleans	9 7	251	A	Abilene Christian	7 4				

Non-Div. I Games:

McNeese

Average RPI Win: 114		WON-LOST	WINNING	LAST 10	STRENGTH OF		OPP. STRENGTH	TEAM	ADJ	CONF.	ADJ CONF.
Average RPI Loss: 77		RECORD	PCT. RANK	GAMES	SCHEDULE		OF SCHEDULE	RPI	RPI	RPI	RPI
DIV. I ONLY		25-14-0	.64103	52	7-3-0		57	22	23	.57882	23
DIV. I NON-CONF.		12-12-0	.5	146	0-2-0		22	18	39	.56277	39
TOTALS		RPI 1-25	RPI 26-50		W-L RECORDS		RPI 51-100		RPI 101-150		RPI 150+
25-14-0		3-2-0	4-4-0		OVERALL		2-1-0		10-6-0		6-1-0
14-3-0		1-0-0	3-1-0		HOME		1-0-0		4-1-0		5-1-0
10-11-0		2-2-0	1-3-0		AWAY		1-1-0		5-5-0		1-0-0
1-0-0		0-0-0	0-0-0		NEUTRAL		0-0-0		1-0-0		0-0-0
12-12-0		3-2-0	1-4-0		NON-CONFERENCE		2-1-0		2-5-0		4-0-0
6-2-0		1-0-0	0-1-0		HOME		1-0-0		1-1-0		3-0-0
5-10-0		2-2-0	1-0-		AWAY		1-1-0		0-4-0		1-0-0
1-0-0		0-0-0	0-0-0		NEUTRAL		0-0-0		1-0-0		0-0-0
13-2-0		0-0-0	3-0-0		CONFERENCE		0-0-0		8-1-0		2-1-0
8-1-0		0-0-0	3-0-0		HOME		0-0-0		3-0-0		2-1-0
5-1-0		0-0-0	0-0-0		AWAY		0-0-0		5-1-0		0-0-0
0-0-0		0-0-0	0-0-0		NEUTRAL		0-0-0		0-0-0		0-0-0
RPI S	Opponent	Score	RPI S	Opponent	Score	RPI S	Opponent	Score	RPI S	Opponent	Score
3 A	North Carolina	5 2	32 H	Cal St. Fullerton	6 4	72 A	California	3 1	101 A	Arizona St.	5 8
3 A	North Carolina	4 1	32 H	Cal St. Fullerton	1 0	99 A	Southern California	3 4	101 A	Arizona St.	4 9
3 A	North Carolina	5 8	32 H	Cal St. Fullerton	8 5	99 H	Southern California	6 0	101 A	Arizona St.	6 7
11 H	TCU	7 0	36 A	Oklahoma	2 4				104 A	San Diego St.	5 12
18 A	Stanford	3 7	36 A	Oklahoma	8 3				104 H	San Diego St.	2 6
			36 A	Oklahoma	2 6				109 A	UC Santa Barbara	2 3
			48 A	UCLA	1 2				109 A	UC Santa Barbara	9 3
			48 H	UCLA	1 5				109 A	UC Santa Barbara	5 2
									128 H	Washington St.	8 7
									134 H	UC Riverside	3 0
									134 H	UC Riverside	8 0
									134 H	UC Riverside	11 4
									136 N	Grand Canyon	9 1
									142 A	UC Irvine	8 2
									142 A	UC Irvine	5 2
									142 A	UC Irvine	4 0
									166 A	Pepperdine	2 1
									175 H	CSUN	6 2
									175 H	CSUN	4 0
									175 H	CSUN	5 8
									236 H	Fordham	6 0
									236 H	Fordham	8 4
									236 H	Fordham	7 1
			LAST 10 GAMES								
			48 H	UCLA	1 5	175 H	CSUN	5 8			
			142 A	UC Irvine	5 2	175 H	CSUN	4 0			
			142 A	UC Irvine	8 2	175 H	CSUN	6 2			
			142 A	UC Irvine	4 0	134 H	UC Riverside	3 0			
			48 A	UCLA	1 2	134 H	UC Riverside	11 4			

Non-Div. I Games:

Long Beach St.

Average RPI Win: 98		WON-LOST	WINNING	LAST 10	STRENGTH OF		OPP. STRENGTH	TEAM	ADJ	CONF.	ADJ CONF.
Average RPI Loss: 46		RECORD	PCT. RANK	GAMES	SCHEDULE		OF SCHEDULE	RPI	RPI	RPI	RPI
DIV. I ONLY		26-16-0	.61905	63	5-5-0		19	11	24	.57878	24
DIV. I NON-CONF.		16-6-0	.72727	26	2-1-0		13	31	8	.59985	8
TOTALS		RPI 1-25	RPI 26-50		W-L RECORDS		RPI 51-100		RPI 101-150		RPI 150+
26-16-0		2-7-0	2-1-0		OVERALL		16-6-0		1-2-0		5-0-0
16-8-0		2-5-0	0-1-0		HOME		10-2-0		0-0-0		4-0-0
10-7-0		0-1-0	2-0-0		AWAY		6-4-0		1-2-0		1-0-0
0-1-0		0-1-0	0-0-0		NEUTRAL		0-0-0		0-0-0		0-0-0
16-6-0		0-3-0	2-1-0		NON-CONFERENCE		9-2-0		0-0-0		5-0-0
12-3-0		0-1-0	0-1-0		HOME		8-1-0		0-0-0		4-0-0
4-2-0		0-1-0	2-0-		AWAY		1-1-0		0-0-0		1-0-0
0-1-0		0-1-0	0-0-0		NEUTRAL		0-0-0		0-0-0		0-0-0
10-10-0		2-4-0	0-0-0		CONFERENCE		7-4-0		1-2-0		0-0-0
4-5-0		2-4-0	0-0-0		HOME		2-1-0		0-0-0		0-0-0
6-5-0		0-0-0	0-0-0		AWAY		5-3-0		1-2-0		0-0-0
0-0-0		0-0-0	0-0-0		NEUTRAL		0-0-0		0-0-0		0-0-0
RPI S	Opponent	Score	RPI S	Opponent	Score	RPI S	Opponent	Score	RPI S	Opponent	Score
2 H	Clemson	7 6	28 H	South Fla.	2 4	53 A	North Carolina St.	4 8	120 A	Virginia Tech	9 2
2 H	Clemson	10 12	29 A	UCF	5 0	53 A	North Carolina St.	3 4	120 A	Virginia Tech	0 17
2 H	Clemson	7 3	29 A	UCF	5 2	53 A	North Carolina St.	16 7	120 A	Virginia Tech	12 13
3 H	North Carolina	2 5				67 A	FGCU	2 5	200 A	Stetson	11 5
3 H	North Carolina	1 3				67 H	FGCU	3 2	200 H	Stetson	7 3
3 H	North Carolina	7 9				67 H	FGCU	7 6	216 H	Oakland	14 6
7 A	Florida	0 1				74 A	Jacksonville	6 5	216 H	Oakland	12 1
7 H	Florida	7 10				74 H	Jacksonville	10 9	216 H	Oakland	18 10
7 N	Florida	1 4				80 A	Miami (FL)	6 3			
						80 A	Miami (FL)	4 5			
						87 H	Boston College	11 1			
						87 H	Boston College	5 8			
						87 H	Boston College	13 0			
						88 A	Notre Dame	8 3			
						88 A	Notre Dame	8 2			
						88 A	Notre Dame	5 1			
						90 H	VCU	0 3			
						90 H	VCU	11 3			
						90 H	VCU	12 3			
						96 H	Samford	16 3			
LAST 10 GAMES											
200 A	Stetson	11 5									
80 A	Miami (FL)	4 5									
80 A	Miami (FL)	6 3									
200 H	Stetson	7 3									
2 H	Clemson	7 6									

Non-Div. I Games:

Florida St.

RPI	S	Opponent	Score	
96	H	Samford	13	4
96	H	Samford	8	0
2	H	Clemson	7	3
2	H	Clemson	10	12
7	H	Florida	7	10
53	A	North Carolina St.	4	8
53	A	North Carolina St.	3	4

F
l
o
r
i
d
a
s
t
.

F
l
o
r
i
d
a
s
t
.

Page 26

Average RPI Win:	111	WON-LOST RECORD	WINNING PCT. RANK	LAST 10 GAMES	STRENGTH OF SCHEDULE	OPP. STRENGTH OF SCHEDULE	TEAM RPI	ADJ RPI	CONF. RPI	ADJ CONF. RPI		
Div. I ONLY		30-13-0	.69767	22	6-4-0	38	37	25	.57733	25	2	2
Div. I NON-CONF.		17-7-0	.70833	33	2-1-0	104	157	80	.536	80	3	3
<hr/>												
TOTALS	RPI 1-25	RPI 26-50		W-L RECORDS		RPI 51-100		RPI 101-150		RPI 150+		
30-13-0	7-2-0	3-3-0		OVERALL		3-3-0		5-2-0		12-3-0		
21-9-0	7-2-0	0-0-0		HOME		1-3-0		2-1-0		11-3-0		
8-4-0	0-0-0	3-3-0		AWAY		2-0-0		3-1-0		0-0-0		
1-0-0	0-0-0	0-0-0		NEUTRAL		0-0-0		0-0-0		1-0-0		
17-7-0	0-0-0	0-0-0		NON-CONFERENCE		3-3-0		3-1-0		11-3-0		
14-7-0	0-0-0	0-0-0		HOME		1-3-0		2-1-0		11-3-0		
3-0-0	0-0-0	0-0-		AWAY		2-0-0		1-0-0		0-0-0		
0-0-0	0-0-0	0-0-0		NEUTRAL		0-0-0		0-0-0		0-0-0		
13-6-0	7-2-0	3-3-0		CONFERENCE		0-0-0		2-1-0		1-0-0		
7-2-0	7-2-0	0-0-0		HOME		0-0-0		0-0-0		0-0-0		
5-4-0	0-0-0	3-3-0		AWAY		0-0-0		2-1-0		0-0-0		
1-0-0	0-0-0	0-0-0		NEUTRAL		0-0-0		0-0-0		1-0-0		
RPI	S	Opponent	Score	RPI	S	Opponent	Score	RPI	S	Opponent	Score	
7	H	Florida	6 5	44	A	Texas A&M	2 1	52	H	South Ala.	3 14	
7	H	Florida	14 3	44	A	Texas A&M	3 6	64	A	Georgia Tech	7 4	
7	H	Florida	2 1	44	A	Texas A&M	1 3	64	H	Georgia Tech	8 11	
14	H	Arkansas	3 7	45	A	Tennessee	3 2	96	A	Samford	16 15	
14	H	Arkansas	15 2	45	A	Tennessee	4 5	96	H	Samford	6 7	
14	H	Arkansas	11 6	45	A	Tennessee	8 1	98	H	Florida A&M	12 8	
20	H	South Carolina	6 5									
20	H	South Carolina	5 4									
20	H	South Carolina	0 7									

Non-Div. I Games:

Auburn

Average RPI Win: 129		WON-LOST RECORD		WINNING PCT. RANK		LAST 10 GAMES		STRENGTH OF SCHEDULE		OPP. STRENGTH OF SCHEDULE		TEAM RPI		ADJ RPI		CONF. RPI		ADJ CONF. RPI					
DIV. I ONLY		22-16-2		.575 93		7-3-0		9		154		26		.57732 26		7		7					
DIV. I NON-CONF.		14-10-1		.58 101		2-1-0		10		170		28		.57285 28		7		7					
TOTALS		RPI 1-25		RPI 26-50		W-L RECORDS		RPI 51-100		RPI 101-150		RPI 150+											
22-16-2		0-2-0		2-3-1		OVERALL		8-5-1		4-4-0		8-2-0											
7-6-1		0-0-0		0-2-1		HOME		4-2-0		2-1-0		1-1-0											
12-8-1		0-0-0		2-1-0		AWAY		2-3-1		1-3-0		7-1-0											
3-2-0		0-2-0		0-0-0		NEUTRAL		2-0-0		1-0-0		0-0-0											
14-10-1		0-2-0		0-0-0		NON-CONFERENCE		6-4-1		3-2-0		5-2-0											
5-3-0		0-0-0		0-0-0		HOME		2-1-0		2-1-0		1-1-0											
6-5-1		0-0-0		0-0-		AWAY		2-3-1		0-1-0		4-1-0											
3-2-0		0-2-0		0-0-0		NEUTRAL		2-0-0		1-0-0		0-0-0											
8-6-1		0-0-0		2-3-1		CONFERENCE		2-1-0		1-2-0		3-0-0											
2-3-1		0-0-0		0-2-1		HOME		2-1-0		0-0-0		0-0-0											
6-3-0		0-0-0		2-1-0		AWAY		0-0-0		1-2-0		3-0-0											
0-0-0		0-0-0		0-0-0		NEUTRAL		0-0-0		0-0-0		0-0-0											
RPI	S	Opponent		Score		RPI	S	Opponent		Score		RPI	S	Opponent		Score							
1	N	Oregon St.		1	4	30	A	Michigan		12	9	62	H	Minnesota		0	11	108	A	Cincinnati		1	6
1	N	Oregon St.		0	1	30	A	Michigan		1	0	62	H	Minnesota		13	12	108	H	Cincinnati		3	2
						30	A	Michigan		5	12	62	H	Minnesota		4	0	119	A	Purdue		5	6
						38	H	Nebraska		1	3	69	N	Gonzaga		12	3	119	A	Purdue		3	7
						38	H	Nebraska		3	7	69	N	Gonzaga		5	1	119	A	Purdue		14	9
						38	H	Nebraska		1	1	71	A	Fla. Atlantic		8	4	132	H	Ball St.		3	2
												71	A	Fla. Atlantic		2	6	132	N	Ball St.		4	3
												71	A	Fla. Atlantic		6	6	140	H	Butler		5	7
												96	A	Samford		3	5	153	A	Hawaii		10	11
												96	A	Samford		10	5	153	A	Hawaii		8	5
												96	A	Samford		5	6	153	A	Hawaii		4	3
												100	H	Middle Tenn.		12	1	153	A	Hawaii		7	6
												100	H	Middle Tenn.		3	5	185	A	Indiana St.		2	0
												100	H	Middle Tenn.		6	0	185	H	Indiana St.		3	7
																		246	A	Northwestern		10	9
																		246	A	Northwestern		6	5
																		246	A	Northwestern		13	9
																		267	H	Evansville		6	3
						LAST 10 GAMES																	
						132	N	Ball St.		4	3	62	H	Minnesota		4	0						
						30	A	Michigan		5	12	62	H	Minnesota		13	12						
						30	A	Michigan		12	9	62	H	Minnesota		0	11						
						30	A	Michigan		1	0	185	A	Indiana St.		2	0						
						140	H	Butler		5	7	119	A	Purdue		14	9						

Non-Div. I Games:

Indiana

Average RPI Win: 124		WON-LOST	WINNING	LAST 10	STRENGTH OF		OPP. STRENGTH	TEAM	ADJ	CONF.	ADJ CONF.
Average RPI Loss: 74		RECORD	PCT. RANK	GAMES	SCHEDULE		OF SCHEDULE	RPI	RPI	RPI	RPI
DIV. I ONLY		31-12-0	.72093	14	5-5-0		75	45	27	.57722	27
DIV. I NON-CONF.		18-7-0	.72	31	2-2-0		75	60	29	.57189	29
TOTALS		RPI 1-25	RPI 26-50		W-L RECORDS		RPI 51-100		RPI 101-150		RPI 150+
31-12-0		1-0-0	5-6-0		OVERALL		7-3-0		11-2-0		7-1-0
18-6-0		0-0-0	1-3-0		HOME		4-1-0		10-2-0		3-0-0
11-5-0		0-0-0	4-2-0		AWAY		3-2-0		1-0-0		3-1-0
2-1-0		1-0-0	0-1-0		NEUTRAL		0-0-0		0-0-0		1-0-0
18-7-0		1-0-0	1-4-0		NON-CONFERENCE		3-1-0		9-1-0		4-1-0
13-2-0		0-0-0	0-1-0		HOME		2-0-0		8-1-0		3-0-0
3-4-0		0-0-0	1-0-		AWAY		1-1-0		1-0-0		0-1-0
2-1-0		1-0-0	0-1-0		NEUTRAL		0-0-0		0-0-0		1-0-0
13-5-0		0-0-0	4-2-0		CONFERENCE		4-2-0		2-1-0		3-0-0
5-4-0		0-0-0	1-2-0		HOME		2-1-0		2-1-0		0-0-0
8-1-0		0-0-0	3-0-0		AWAY		2-1-0		0-0-0		3-0-0
0-0-0		0-0-0	0-0-0		NEUTRAL		0-0-0		0-0-0		0-0-0
RPI S	Opponent	Score	RPI S	Opponent	Score	RPI S	Opponent	Score	RPI S	Opponent	Score
17 N	Mississippi St.	7 5	34 H	Old Dominion	2 9	52 A	South Ala.	13 7	107 H	Xavier	0 2
			34 H	Old Dominion	11 13	52 H	South Ala.	4 2	107 H	Xavier	10 0
			34 H	Old Dominion	10 2	77 A	Tulane	8 10	107 H	Xavier	2 0
			37 H	Ole Miss	2 6	77 H	Tulane	2 1	114 H	Marshall	13 3
			37 N	Ole Miss	5 6	78 H	FIU	5 1	114 H	Marshall	7 8
			39 A	Louisiana Tech	13 9	78 H	FIU	15 4	114 H	Marshall	5 3
			39 A	Louisiana Tech	5 2	78 H	FIU	4 10	133 H	Columbia	20 5
			39 A	Louisiana Tech	8 5	79 A	Rice	17 6	133 H	Columbia	4 3
			49 A	Louisiana	4 5	79 A	Rice	15 4	135 A	New Orleans	6 0
			49 A	Louisiana	1 3	79 A	Rice	4 11	135 H	New Orleans	8 4
			49 A	Louisiana	15 11				149 H	Northeastern	8 7
									149 H	Northeastern	9 4
									149 H	Northeastern	14 1
									168 N	Nicholls St.	16 8
									197 A	Alabama	5 12
									250 A	Western Ky.	6 1
									250 A	Western Ky.	5 0
									250 A	Western Ky.	13 1
									267 H	Evansville	9 2
									267 H	Evansville	14 10
									267 H	Evansville	18 2
LAST 10 GAMES											
			52 A	South Ala.	13 7	168 N	Nicholls St.	16 8			
			34 H	Old Dominion	2 9	79 A	Rice	17 6			
			34 H	Old Dominion	11 13	79 A	Rice	4 11			
			34 H	Old Dominion	10 2	79 A	Rice	15 4			
			77 A	Tulane	8 10	37 H	Ole Miss	2 6			

Non-Div. I Games:

Southern Miss.

Average RPI Win: 143		WON-LOST	WINNING	LAST 10	STRENGTH OF		OPP. STRENGTH	TEAM	ADJ	CONF.	ADJ CONF.				
Average RPI Loss: 104		RECORD	PCT. RANK	GAMES	SCHEDULE		OF SCHEDULE	RPI	RPI	RPI	RPI				
DIV. I ONLY		32-9-0	.78049	7	6-4-0		104	74	28	.57706	28	5	5		
DIV. I NON-CONF.		25-4-0	.86207	4	2-1-0		142	116	24	.58038	24	5	5		
TOTALS		RPI 1-25	RPI 26-50		W-L RECORDS		RPI 51-100		RPI 101-150		RPI 150+				
32-9-0		1-0-0	3-0-0		OVERALL		6-5-0		5-3-0		17-1-0				
26-5-0		0-0-0	3-0-0		HOME		3-1-0		4-3-0		16-1-0				
6-4-0		1-0-0	0-0-0		AWAY		3-4-0		1-0-0		1-0-0				
0-0-0		0-0-0	0-0-0		NEUTRAL		0-0-0		0-0-0		0-0-0				
25-4-0		1-0-0	0-0-0		NON-CONFERENCE		3-2-0		4-1-0		17-1-0				
22-3-0		0-0-0	0-0-0		HOME		3-1-0		3-1-0		16-1-0				
3-1-0		1-0-0	0-0-		AWAY		0-1-0		1-0-0		1-0-0				
0-0-0		0-0-0	0-0-0		NEUTRAL		0-0-0		0-0-0		0-0-0				
7-5-0		0-0-0	3-0-0		CONFERENCE		3-3-0		1-2-0		0-0-0				
4-2-0		0-0-0	3-0-0		HOME		0-0-0		1-2-0		0-0-0				
3-3-0		0-0-0	0-0-0		AWAY		3-3-0		0-0-0		0-0-0				
0-0-0		0-0-0	0-0-0		NEUTRAL		0-0-0		0-0-0		0-0-0				
RPI S	Opponent	Score		RPI S	Opponent	Score		RPI S	Opponent	Score		RPI S	Opponent	Score	
24 A	Florida St.	4	2	29 H	UCF	5	4	67 A	FGCU	1	2	102 H	Iowa	9	4
				29 H	UCF	7	5	74 H	Jacksonville	12	6	102 H	Iowa	2	4
				29 H	UCF	6	5	77 A	Tulane	4	6	102 H	Iowa	6	0
								77 A	Tulane	7	5	103 A	North Florida	4	2
								77 A	Tulane	3	4	103 H	North Florida	7	3
								95 A	Memphis	1	5	108 H	Cincinnati	3	9
								95 A	Memphis	4	2	108 H	Cincinnati	4	2
								95 A	Memphis	11	6	108 H	Cincinnati	2	3
								98 H	Florida A&M	7	1	174 H	Valparaiso	8	1
								98 H	Florida A&M	2	3	174 H	Valparaiso	11	2
								98 H	Florida A&M	11	1	174 H	Valparaiso	6	5
												193 H	Harvard	8	6
												193 H	Harvard	4	1
												193 H	Harvard	14	2
												193 H	Harvard	8	2
												200 A	Stetson	8	6
												200 H	Stetson	0	6
												200 H	Stetson	9	4
												206 H	Toledo	12	3
												206 H	Toledo	4	3
												206 H	Toledo	6	3
LAST 10 GAMES															
				200 H	Stetson	0	6	108 H	Cincinnati	4	2	207 H	Miami (OH)	5	1
				95 A	Memphis	1	5	108 H	Cincinnati	2	3	207 H	Miami (OH)	11	2
				95 A	Memphis	11	6	108 H	Cincinnati	3	9	207 H	Miami (OH)	3	2
				95 A	Memphis	4	2	108 H	Cincinnati	3	9	207 H	Miami (OH)	7	2
				200 A	Stetson	8	6	200 A	Stetson	8	6	207 H	Miami (OH)	7	2
				103 A	North Florida	4	2	29 H	UCF	7	5	254 H	Villanova	8	1

Non-Div. I Games:

South Fla.

UCF

Average RPI Win: 131		WON-LOST RECORD		WINNING PCT. RANK		LAST 10 GAMES		STRENGTH OF SCHEDULE		OPP. STRENGTH OF SCHEDULE		TEAM RPI		ADJ RPI		CONF. RPI		ADJ CONF. RPI	
DIV. I ONLY		29-12-0		.70732 20		6-4-0		31		87		29		.57689 29		5		5	
DIV. I NON-CONF.		22-7-0		.75862 20		1-1-0		70		115		38		.56434 38		5		5	
TOTALS		RPI 1-25		RPI 26-50		W-L RECORDS		RPI 51-100		RPI 101-150		RPI 150+							
29-12-0		1-3-0		4-5-0		OVERALL		8-2-0		6-2-0		10-0-0							
24-7-0		1-2-0		4-2-0		HOME		3-1-0		6-2-0		10-0-0							
5-5-0		0-1-0		0-3-0		AWAY		5-1-0		0-0-0		0-0-0							
0-0-0		0-0-0		0-0-0		NEUTRAL		0-0-0		0-0-0		0-0-0							
22-7-0		1-3-0		0-0-0		NON-CONFERENCE		5-2-0		6-2-0		10-0-0							
20-5-0		1-2-0		0-0-0		HOME		3-1-0		6-2-0		10-0-0							
2-2-0		0-1-0		0-0-		AWAY		2-1-0		0-0-0		0-0-0							
0-0-0		0-0-0		0-0-0		NEUTRAL		0-0-0		0-0-0		0-0-0							
7-5-0		0-0-0		4-5-0		CONFERENCE		3-0-0		0-0-0		0-0-0							
4-2-0		0-0-0		4-2-0		HOME		0-0-0		0-0-0		0-0-0							
3-3-0		0-0-0		0-3-0		AWAY		3-0-0		0-0-0		0-0-0							
0-0-0		0-0-0		0-0-0		NEUTRAL		0-0-0		0-0-0		0-0-0							
RPI S	Opponent	Score		RPI S	Opponent	Score		RPI S	Opponent	Score		RPI S	Opponent	Score					
7 A	Florida	3	4	28 A	South Fla.	5	6	71 H	Fla. Atlantic	3	8	103 H	North Florida	3	2				
7 H	Florida	11	2	28 A	South Fla.	5	7	73 A	Bethune-Cookman	5	4	115 H	Dartmouth	1	4				
24 H	Florida St.	2	5	28 A	South Fla.	4	5	73 H	Bethune-Cookman	5	1	115 H	Dartmouth	3	4				
24 H	Florida St.	0	5	31 H	Houston	6	1	74 A	Jacksonville	10	3	115 H	Dartmouth	15	0				
				31 H	Houston	1	3	74 A	Jacksonville	1	7	126 H	Central Mich.	21	1				
				31 H	Houston	5	2	74 H	Jacksonville	4	0	126 H	Central Mich.	5	4				
				46 H	UConn	8	1	74 H	Jacksonville	10	1	126 H	Central Mich.	7	3				
				46 H	UConn	8	2	83 A	East Carolina	9	4	138 H	Bradley	12	9				
				46 H	UConn	5	6	83 A	East Carolina	7	0	200 H	Stetson	5	3				
								83 A	East Carolina	8	7	205 H	Stony Brook	3	2				
												205 H	Stony Brook	7	3				
												205 H	Stony Brook	8	4				
												235 H	Siena	7	2				
												235 H	Siena	3	0				
												235 H	Siena	17	6				
												253 H	Manhattan	10	1				
												253 H	Manhattan	13	3				
												253 H	Manhattan	7	2				
				LAST 10 GAMES															
				46 H	UConn	8	2	83 A	East Carolina	9	4								
				46 H	UConn	5	6	83 A	East Carolina	8	7								
				46 H	UConn	8	1	71 H	Fla. Atlantic	3	8								
				73 H	Bethune-Cookman	5	1	28 A	South Fla.	5	7								
				83 A	East Carolina	7	0	28 A	South Fla.	5	6								

Non-Div. I Games:

UCF

Average RPI Win: 146		WON-LOST	WINNING	LAST 10	STRENGTH OF		OPP. STRENGTH	TEAM	ADJ	CONF.	ADJ CONF.
Average RPI Loss: 82		RECORD	PCT. RANK	GAMES	SCHEDULE		OF SCHEDULE	RPI	RPI	RPI	RPI
DIV. I ONLY		31-9-0	.775	8	7-3-0		109	89	30	.5768	30
DIV. I NON-CONF.		23-4-0	.85185	7	4-0-0		123	123	14	.59533	14
TOTALS		RPI 1-25	RPI 26-50		W-L RECORDS		RPI 51-100		RPI 101-150		RPI 150+
31-9-0		1-2-0	4-3-0		OVERALL		7-2-0		1-0-0		18-2-0
18-4-0		0-0-0	4-2-0		HOME		2-0-0		1-0-0		11-2-0
8-3-0		1-2-0	0-1-0		AWAY		2-0-0		0-0-0		5-0-0
5-2-0		0-0-0	0-0-0		NEUTRAL		3-2-0		0-0-0		2-0-0
23-4-0		0-0-0	3-1-0		NON-CONFERENCE		6-2-0		1-0-0		13-1-0
11-1-0		0-0-0	3-0-0		HOME		1-0-0		1-0-0		6-1-0
7-1-0		0-0-0	0-0-		AWAY		2-0-0		0-0-0		5-0-0
5-2-0		0-0-0	0-0-0		NEUTRAL		3-2-0		0-0-0		2-0-0
8-5-0		1-2-0	1-2-0		CONFERENCE		1-0-0		0-0-0		5-1-0
7-3-0		0-0-0	1-2-0		HOME		1-0-0		0-0-0		5-1-0
1-2-0		1-2-0	0-0-0		AWAY		0-0-0		0-0-0		0-0-0
0-0-0		0-0-0	0-0-0		NEUTRAL		0-0-0		0-0-0		0-0-0
RPI S	Opponent	Score	RPI S	Opponent	Score	RPI S	Opponent	Score	RPI S	Opponent	Score
21 A	Maryland	2 7	26 H	Indiana	0 1	61 N	San Diego	3 1	126 H	Central Mich.	13 4
21 A	Maryland	6 2	26 H	Indiana	12 5	76 A	Loyola Marymount	14 2	161 N	Saint Louis	6 1
21 A	Maryland	4 5	26 H	Indiana	9 12	82 H	Michigan St.	12 4	167 N	Creighton	7 6
			36 H	Oklahoma	14 4	88 H	Notre Dame	4 3	170 H	Illinois	5 7
			36 H	Oklahoma	5 2	89 N	Seton Hall	8 7	170 H	Illinois	7 0
			36 H	Oklahoma	6 2	89 N	Seton Hall	6 8	170 H	Illinois	9 8
			48 A	UCLA	0 1	89 N	Seton Hall	4 5	178 A	Lipscomb	8 2
						89 N	Seton Hall	10 7	178 A	Lipscomb	5 0
						99 A	Southern California	4 1	178 A	Lipscomb	4 3
									182 H	Eastern Mich.	2 1
									203 H	Western Mich.	6 4
									206 H	Toledo	12 0
									208 H	Penn St.	15 2
									208 H	Penn St.	10 6
									208 H	Penn St.	14 1
									231 A	San Jose St.	6 2
									252 H	Northern Ill.	7 4
									252 H	Northern Ill.	8 3
									252 H	Northern Ill.	5 8
									252 H	Northern Ill.	7 4
									266 A	Santa Clara	10 3
LAST 10 GAMES											
			26 H	Indiana	12 5	36 H	Oklahoma	14 4			
			26 H	Indiana	9 12	36 H	Oklahoma	5 2			
			26 H	Indiana	0 1	182 H	Eastern Mich.	2 1			
			82 H	Michigan St.	12 4	170 H	Illinois	5 7			
			36 H	Oklahoma	6 2	170 H	Illinois	7 0			

Non-Div. I Games:

Michigan

Average RPI Win:	124	WON-LOST RECORD	WINNING PCT. RANK	LAST 10 GAMES	STRENGTH OF SCHEDULE	OPP. STRENGTH OF SCHEDULE	TEAM RPI	ADJ RPI	CONF. RPI	ADJ CONF. RPI	
DIV. I ONLY		27-13-0	.675 34	5-5-0	60	21	31	.5749 31	5	5	
DIV. I NON-CONF.		19-9-0	.67857 45	0-3-0	79	30	42	.56121 42	5	5	
<hr/>											
TOTALS	RPI 1-25	RPI 26-50		W-L RECORDS	RPI 51-100		RPI 101-150		RPI 150+		
27-13-0	4-2-0	3-3-0		OVERALL	7-7-0		3-1-0		10-0-0		
17-5-0	3-0-0	1-1-0		HOME	5-3-0		0-1-0		8-0-0		
9-6-0	1-2-0	2-2-0		AWAY	2-2-0		3-0-0		1-0-0		
1-2-0	0-0-0	0-0-0		NEUTRAL	0-2-0		0-0-0		1-0-0		
19-9-0	4-2-0	2-1-0		NON-CONFERENCE	0-5-0		3-1-0		10-0-0		
12-4-0	3-0-0	1-1-0		HOME	0-2-0		0-1-0		8-0-0		
6-3-0	1-2-0	1-0-		AWAY	0-1-0		3-0-0		1-0-0		
1-2-0	0-0-0	0-0-0		NEUTRAL	0-2-0		0-0-0		1-0-0		
8-4-0	0-0-0	1-2-0		CONFERENCE	7-2-0		0-0-0		0-0-0		
5-1-0	0-0-0	0-0-0		HOME	5-1-0		0-0-0		0-0-0		
3-3-0	0-0-0	1-2-0		AWAY	2-1-0		0-0-0		0-0-0		
0-0-0	0-0-0	0-0-0		NEUTRAL	0-0-0		0-0-0		0-0-0		
RPI S	Opponent	Score	RPI S	Opponent	Score	RPI S	Opponent	Score	RPI S	Opponent	Score
9 H	Wake Forest	8 1	29 A	UCF	1 6	63 N	Missouri	2 4	123 H	Houston Baptist	2 3
9 H	Wake Forest	5 4	29 A	UCF	2 5	77 H	Tulane	12 2	142 A	UC Irvine	7 3
15 A	Baylor	1 2	29 A	UCF	3 1	77 H	Tulane	8 7	142 A	UC Irvine	5 4
15 A	Baylor	2 0	32 H	Cal St. Fullerton	7 4	77 H	Tulane	1 7	142 A	UC Irvine	4 3
15 A	Baylor	0 5	32 H	Cal St. Fullerton	1 4	79 A	Rice	3 4	168 H	Nicholls St.	5 3
22 H	McNeese	6 5	49 A	Louisiana	4 0	79 H	Rice	0 9	170 N	Illinois	11 5
						83 H	East Carolina	8 1	188 H	Alabama St.	10 2
						83 H	East Carolina	17 3	188 H	Alabama St.	19 11
						83 H	East Carolina	9 6	188 H	Alabama St.	4 1
						85 H	Sam Houston St.	2 12	211 A	A&M-Corpus Christi	4 2
						85 N	Sam Houston St.	4 5	230 H	UTRGV	11 2
						95 A	Memphis	9 8	261 H	Incarnate Word	8 1
						95 A	Memphis	8 10	268 H	Texas Southern	16 3
						95 A	Memphis	13 3	285 H	Prairie View	8 0
<hr/>											
LAST 10 GAMES											
85 H	Sam Houston St.	2 12	95 A	Memphis	9 8						
77 H	Tulane	12 2	95 A	Memphis	8 10						
77 H	Tulane	8 7	95 A	Memphis	13 3						
77 H	Tulane	1 7	79 A	Rice	3 4						
85 N	Sam Houston St.	4 5	83 H	East Carolina	9 6						

Average RPI Win:		100	WON-LOST RECORD		WINNING PCT. RANK		LAST 10 GAMES		STRENGTH OF SCHEDULE		OPP. STRENGTH OF SCHEDULE		TEAM RPI		ADJ RPI		CONF. RPI		ADJ CONF. RPI					
DIV. I ONLY			24-14-0		.63158		57		1-0-0		56		27		32		.57297		32		8		8	
DIV. I NON-CONF.			18-8-0		.69231		40		1-0-0		16		24		11		.5985		11		8		8	
TOTALS		RPI 1-25		RPI 26-50		W-L RECORDS		RPI 51-100		RPI 101-150		RPI 150+												
24-14-0		3-4-0		4-2-0		OVERALL		6-3-0		5-4-0		6-1-0												
15-3-0		3-1-0		3-0-0		HOME		5-1-0		0-1-0		4-0-0												
9-10-0		0-3-0		1-2-0		AWAY		1-1-0		5-3-0		2-1-0												
0-1-0		0-0-0		0-0-0		NEUTRAL		0-1-0		0-0-0		0-0-0												
18-8-0		3-1-0		4-2-0		NON-CONFERENCE		6-3-0		2-1-0		3-1-0												
12-3-0		3-1-0		3-0-0		HOME		5-1-0		0-1-0		1-0-0												
6-4-0		0-0-0		1-0-		AWAY		1-1-0		2-0-0		2-1-0												
0-1-0		0-0-0		0-0-0		NEUTRAL		0-1-0		0-0-0		0-0-0												
6-6-0		0-3-0		0-0-0		CONFERENCE		0-0-0		3-3-0		3-0-0												
3-0-0		0-0-0		0-0-0		HOME		0-0-0		0-0-0		3-0-0												
3-6-0		0-3-0		0-0-0		AWAY		0-0-0		3-3-0		0-0-0												
0-0-0		0-0-0		0-0-0		NEUTRAL		0-0-0		0-0-0		0-0-0												
RPI	S	Opponent		Score		RPI	S	Opponent		Score		RPI	S	Opponent		Score								
10	H	Arizona		4	0	31	A	Houston		4	7	61	A	San Diego		9	2							
18	H	Stanford		8	1	31	A	Houston		4	1	61	H	San Diego		13	2							
18	H	Stanford		6	7	42	H	New Mexico		2	1	61	N	San Diego		6	11							
18	H	Stanford		1	0	42	H	New Mexico		5	4	69	H	Gonzaga		0	1							
23	A	Long Beach St.		0	1	42	H	New Mexico		1	0	69	H	Gonzaga		4	3							
23	A	Long Beach St.		4	6	48	A	UCLA		7	9	69	H	Gonzaga		3	2							
23	A	Long Beach St.		5	8							99	A	Southern California		9	13							
												99	H	Southern California		13	5							
												99	H	Southern California		2	1							
														137 A UC Riverside		15	2							
														134 A UC Riverside		6	1							
														134 A UC Riverside		2	3							
														137 A Cal Poly		6	13							
														137 A Cal Poly		4	8							
														137 A Cal Poly		7	4							
														152 H UC Davis		6	0							
														152 H UC Davis		9	8							
														152 H UC Davis		8	5							
														228 A UNLV		1	6							
														228 A UNLV		4	1							
														228 A UNLV		5	0							
														231 H San Jose St.		6	1							
LAST 10 GAMES																								
								61 H San Diego		13	2						99 H Southern California	2	1					
								137 A Cal Poly		4	8						99 H Southern California	13	5					
								137 A Cal Poly		6	13						99 A Southern California	9	13					
								137 A Cal Poly		7	4						152 H UC Davis	8	5					
								61 N San Diego		6	11						152 H UC Davis	9	8					

Non-Div. I Games:

Cal St. Fullerton

Average RPI Win:	97	WON-LOST RECORD	WINNING PCT. RANK	LAST 10 GAMES	STRENGTH OF SCHEDULE	OPP. STRENGTH OF SCHEDULE	TEAM RPI	ADJ RPI	CONF. RPI	ADJ CONF. RPI		
Average RPI Loss:	76											
DIV. I ONLY		19-17-0	.52778	123	7-3-0	11	36	33	.57257	33	4	4
DIV. I NON-CONF.		10-7-0	.58824	95	1-0-0	103	135	73	.53946	73	2	2
<hr/>												
TOTALS	RPI 1-25	RPI 26-50		W-L RECORDS		RPI 51-100		RPI 101-150		RPI 150+		
19-17-0	4-5-0	1-4-0		OVERALL		6-4-0		3-1-0		5-3-0		
7-5-0	0-0-0	0-0-0		HOME		4-3-0		3-1-0		0-1-0		
9-11-0	4-5-0	0-3-0		AWAY		2-1-0		0-0-0		3-2-0		
3-1-0	0-0-0	1-1-0		NEUTRAL		0-0-0		0-0-0		2-0-0		
10-7-0	0-0-0	1-1-0		NON-CONFERENCE		2-2-0		2-1-0		5-3-0		
2-3-0	0-0-0	0-0-0		HOME		0-1-0		2-1-0		0-1-0		
5-3-0	0-0-0	0-0-		AWAY		2-1-0		0-0-0		3-2-0		
3-1-0	0-0-0	1-1-0		NEUTRAL		0-0-0		0-0-0		2-0-0		
9-10-0	4-5-0	0-3-0		CONFERENCE		4-2-0		1-0-0		0-0-0		
5-2-0	0-0-0	0-0-0		HOME		4-2-0		1-0-0		0-0-0		
4-8-0	4-5-0	0-3-0		AWAY		0-0-0		0-0-0		0-0-0		
0-0-0	0-0-0	0-0-0		NEUTRAL		0-0-0		0-0-0		0-0-0		
RPI S	Opponent	Score	RPI S	Opponent	Score	RPI S	Opponent	Score	RPI S	Opponent	Score	
1 A	Oregon St.	4 5	38 N	Nebraska	3 4	55 H	Oregon	13 1	113 H	New Mexico St.	5 1	
1 A	Oregon St.	1 5	38 N	Nebraska	7 5	55 H	Oregon	11 5	113 H	New Mexico St.	0 3	
1 A	Oregon St.	4 5	50 A	Washington	3 4	55 H	Oregon	1 11	113 H	New Mexico St.	5 1	
10 A	Arizona	12 5	50 A	Washington	1 4	58 H	BYU	6 11	128 H	Washington St.	2 1	
10 A	Arizona	4 2	50 A	Washington	1 3	72 H	California	7 8	163 N	Ohio St.	12 0	
10 A	Arizona	7 3				72 H	California	9 3	163 N	Ohio St.	6 4	
18 A	Stanford	1 5				72 H	California	16 8	186 A	CSU Bakersfield	7 5	
18 A	Stanford	4 6				93 A	UTSA	7 1	186 A	CSU Bakersfield	5 6	
18 A	Stanford	4 0				93 A	UTSA	3 8	186 A	CSU Bakersfield	15 3	
						93 A	UTSA	17 3	224 A	Nevada	4 9	
									264 A	Utah Valley	23 5	
									264 H	Utah Valley	7 9	
<hr/>												
			LAST 10 GAMES									
			128 H Washington St.			7 8						
			264 A Utah Valley			16 8						
			10 A Arizona			9 3						
			10 A Arizona			1 5						
			10 A Arizona			4 5						

Average RPI Win:		118	WON-LOST RECORD		WINNING PCT. RANK		LAST 10 GAMES		STRENGTH OF SCHEDULE		OPP. STRENGTH OF SCHEDULE		TEAM RPI		ADJ RPI		CONF. RPI		ADJ CONF. RPI					
DIV. I ONLY			28-12-0		.7		21		6-4-0		68		38		34		.57037		34		6		6	
DIV. I NON-CONF.			16-6-0		.72727		26		1-0-0		133		97		60		.54632		60		6		6	
TOTALS		RPI 1-25		RPI 26-50				W-L RECORDS				RPI 51-100				RPI 101-150				RPI 150+				
28-12-0		2-3-0		5-4-0				OVERALL				8-2-0				4-1-0				9-2-0				
20-7-0		2-2-0		3-3-0				HOME				3-0-0				3-1-0				9-1-0				
8-5-0		0-1-0		2-1-0				AWAY				5-2-0				1-0-0				0-1-0				
0-0-0		0-0-0		0-0-0				NEUTRAL				0-0-0				0-0-0				0-0-0				
16-6-0		2-3-0		0-0-0				NON-CONFERENCE				1-0-0				4-1-0				9-2-0				
14-4-0		2-2-0		0-0-0				HOME				0-0-0				3-1-0				9-1-0				
2-2-0		0-1-0		0-0-				AWAY				1-0-0				1-0-0				0-1-0				
0-0-0		0-0-0		0-0-0				NEUTRAL				0-0-0				0-0-0				0-0-0				
12-6-0		0-0-0		5-4-0				CONFERENCE				7-2-0				0-0-0				0-0-0				
6-3-0		0-0-0		3-3-0				HOME				3-0-0				0-0-0				0-0-0				
6-3-0		0-0-0		2-1-0				AWAY				4-2-0				0-0-0				0-0-0				
0-0-0		0-0-0		0-0-0				NEUTRAL				0-0-0				0-0-0				0-0-0				
RPI	S	Opponent		Score		RPI	S	Opponent		Score		RPI	S	Opponent		Score		RPI	S	Opponent		Score		
4	H	Kentucky		2	19	27	A	Southern Miss.		13	11	79	H	Rice		6	5	106	H	Rutgers		5	8	
8	H	West Virginia		8	4	27	A	Southern Miss.		2	10	79	H	Rice		3	2	106	H	Rutgers		6	2	
8	H	West Virginia		1	3	27	A	Southern Miss.		9	2	79	H	Rice		2	0	106	H	Rutgers		15	4	
8	H	West Virginia		7	4	39	H	Louisiana Tech		3	7	90	A	VCU		5	4	117	A	William & Mary		11	6	
12	A	Virginia		5	18	39	H	Louisiana Tech		3	2	93	A	UTSA		9	1	117	H	William & Mary		6	3	
						39	H	Louisiana Tech		3	7	93	A	UTSA		5	7	154	H	Delaware		2	1	
						47	H	Charlotte		2	0	93	A	UTSA		11	5	179	H	Princeton		7	1	
						47	H	Charlotte		1	3	100	A	Middle Tenn.		5	3	179	H	Princeton		14	4	
						47	H	Charlotte		3	0	100	A	Middle Tenn.		9	8	191	A	VMI		14	17	
												100	A	Middle Tenn.		6	17	191	H	VMI		14	2	
																		225	H	James Madison		3	4	
																		225	H	James Madison		9	8	
																		242	H	Saint Joseph's		7	6	
																		257	H	LIU Brooklyn		11	7	
																		257	H	LIU Brooklyn		16	8	
																		257	H	LIU Brooklyn		13	0	
						LAST 10 GAMES																		
						27	A	Southern Miss.		9	2	39	H	Louisiana Tech		3	7							
						27	A	Southern Miss.		13	11	117	H	William & Mary		6	3							
						27	A	Southern Miss.		2	10	100	A	Middle Tenn.		6	17							
						39	H	Louisiana Tech		3	7	100	A	Middle Tenn.		5	3							
						39	H	Louisiana Tech		3	2	100	A	Middle Tenn.		9	8							

Non-Div. I Games:

Old Dominion

Average RPI Win:	101	WON-LOST RECORD	WINNING PCT. RANK	LAST 10 GAMES	STRENGTH OF SCHEDULE	OPP. STRENGTH OF SCHEDULE	TEAM RPI	ADJ RPI	CONF. RPI	ADJ CONF. RPI					
DIV. I ONLY		28-16-0	.63636	55	6-4-0	41	6	35	.56933	35	1	1			
DIV. I NON-CONF.		21-8-0	.72414	29	5-1-0	62	7	27	.57651	27	1	1			
<hr/>															
TOTALS	RPI 1-25	RPI 26-50		W-L RECORDS		RPI 51-100		RPI 101-150		RPI 150+					
28-16-0	2-8-0	8-3-0		OVERALL		8-4-0		4-0-0		6-1-0					
23-7-0	0-3-0	8-2-0		HOME		6-2-0		4-0-0		5-0-0					
5-8-0	2-5-0	0-0-0		AWAY		2-2-0		0-0-0		1-1-0					
0-1-0	0-0-0	0-1-0		NEUTRAL		0-0-0		0-0-0		0-0-0					
21-8-0	1-3-0	6-2-0		NON-CONFERENCE		4-2-0		4-0-0		6-1-0					
18-3-0	0-0-0	6-1-0		HOME		3-2-0		4-0-0		5-0-0					
3-4-0	1-3-0	0-0-		AWAY		1-0-0		0-0-0		1-1-0					
0-1-0	0-0-0	0-1-0		NEUTRAL		0-0-0		0-0-0		0-0-0					
7-8-0	1-5-0	2-1-0		CONFERENCE		4-2-0		0-0-0		0-0-0					
5-4-0	0-3-0	2-1-0		HOME		3-0-0		0-0-0		0-0-0					
2-4-0	1-2-0	0-0-0		AWAY		1-2-0		0-0-0		0-0-0					
0-0-0	0-0-0	0-0-0		NEUTRAL		0-0-0		0-0-0		0-0-0					
RPI	S	Opponent	Score	RPI	S	Opponent	Score	RPI	S	Opponent	Score	RPI	S	Opponent	Score
5	H	Texas Tech	1 2	36	H	Oklahoma	9 3	60	A	Kansas	4 5	125	H	Lamar University	9 5
5	H	Texas Tech	5 8	36	H	Oklahoma	5 3	60	A	Kansas	1 2	135	H	New Orleans	3 2
5	H	Texas Tech	1 2	36	H	Oklahoma	1 2	60	A	Kansas	5 3	135	H	New Orleans	7 1
15	A	Baylor	5 3	44	H	Texas A&M	4 3	79	H	Rice	6 1	135	H	New Orleans	4 3
15	A	Baylor	2 6	46	H	UConn	9 3	79	H	Rice	1 7	169	A	Texas St.	10 11
15	A	Baylor	3 4	46	H	UConn	4 1	79	H	Rice	5 4	169	H	Texas St.	2 0
18	A	Stanford	1 2	46	H	UConn	1 2	79	H	Rice	2 3	169	H	Texas St.	9 2
18	A	Stanford	2 5	48	H	UCLA	5 2	85	A	Sam Houston St.	7 2	211	A	A&M-Corpus Christi	12 2
18	A	Stanford	2 3	48	H	UCLA	5 4	85	H	Sam Houston St.	8 1	211	H	A&M-Corpus Christi	15 0
18	A	Stanford	4 0	48	H	UCLA	10 5	92	H	Kansas St.	6 5	230	H	UTRGV	9 7
				49	N	Louisiana	1 8	92	H	Kansas St.	5 0	256	H	Richmond	9 0
								92	H	Kansas St.	2 0				
LAST 10 GAMES															
				49	N	Louisiana	1 8	15	A	Baylor	5 3				
				135	H	New Orleans	4 3	15	A	Baylor	3 4				
				135	H	New Orleans	3 2	15	A	Baylor	2 6				
				135	H	New Orleans	7 1	169	H	Texas St.	9 2				
				169	H	Texas St.	2 0	36	H	Oklahoma	1 2				

Non-Div. I Games:

Texas

Average RPI Win: 149		WON-LOST RECORD		WINNING PCT. RANK		LAST 10 GAMES		STRENGTH OF SCHEDULE		OPP. STRENGTH OF SCHEDULE		TEAM RPI		ADJ RPI		CONF. RPI		ADJ CONF. RPI					
DIV. I ONLY		28-15-0		.65116		46		2-8-0		54		56		36		.56758		36		1		1	
DIV. I NON-CONF.		22-8-0		.73333		24		0-5-0		118		141		37		.56481		37		1		1	
TOTALS		RPI 1-25		RPI 26-50		W-L RECORDS		RPI 51-100		RPI 101-150		RPI 150+											
28-15-0		6-3-0		1-6-0		OVERALL		3-5-0		3-1-0		15-0-0											
21-5-0		4-2-0		0-0-0		HOME		3-2-0		0-1-0		14-0-0											
7-10-0		2-1-0		1-6-0		AWAY		0-3-0		3-0-0		1-0-0											
0-0-0		0-0-0		0-0-0		NEUTRAL		0-0-0		0-0-0		0-0-0											
22-8-0		2-1-0		0-3-0		NON-CONFERENCE		2-3-0		3-1-0		15-0-0											
18-2-0		2-1-0		0-0-0		HOME		2-0-0		0-1-0		14-0-0											
4-6-0		0-0-0		0-0-		AWAY		0-3-0		3-0-0		1-0-0											
0-0-0		0-0-0		0-0-0		NEUTRAL		0-0-0		0-0-0		0-0-0											
6-7-0		4-2-0		1-3-0		CONFERENCE		1-2-0		0-0-0		0-0-0											
3-3-0		2-1-0		0-0-0		HOME		1-2-0		0-0-0		0-0-0											
3-4-0		2-1-0		1-3-0		AWAY		0-0-0		0-0-0		0-0-0											
0-0-0		0-0-0		0-0-0		NEUTRAL		0-0-0		0-0-0		0-0-0											
RPI	S	Opponent		Score		RPI	S	Opponent		Score		RPI	S	Opponent		Score							
5	H	Texas Tech		4	9	30	A	Michigan		2	5	57	A	DBU		10	16	139	H	Wichita St.		2	4
5	H	Texas Tech		6	2	30	A	Michigan		2	6	60	H	Kansas		2	5	143	A	Kennesaw St.		14	4
5	H	Texas Tech		5	4	30	A	Michigan		4	14	60	H	Kansas		7	6	143	A	Kennesaw St.		17	9
15	A	Baylor		11	3	35	A	Texas		3	9	60	H	Kansas		10	15	143	A	Kennesaw St.		5	2
15	A	Baylor		0	7	35	A	Texas		3	5	64	A	Georgia Tech		0	2	201	H	Buffalo		5	1
15	A	Baylor		3	0	35	A	Texas		2	1	87	H	Boston College		5	4	201	H	Buffalo		11	0
23	H	Long Beach St.		3	8	43	A	Oklahoma St.		3	4	97	A	Oral Roberts		2	3	201	H	Buffalo		1	0
23	H	Long Beach St.		6	2							97	H	Oral Roberts		6	2	201	H	Buffalo		16	10
23	H	Long Beach St.		4	2													202	H	Central Conn. St.		13	2
																		202	H	Central Conn. St.		6	1
																		202	H	Central Conn. St.		3	0
																		202	H	Central Conn. St.		11	2
																		215	A	Georgia St.		5	4
																		229	H	Little Rock		10	5
																		252	H	Northern Ill.		10	3
																		254	H	Villanova		17	1
																		254	H	Villanova		9	2
																		282	H	Grambling		10	2
																		282	H	Grambling		11	2
LAST 10 GAMES																							
60	H	Kansas		7	6	30	A	Michigan		4	14												
60	H	Kansas		2	5	30	A	Michigan		2	5												
60	H	Kansas		10	15	97	A	Oral Roberts		2	3												
57	A	DBU		10	16	35	A	Texas		2	1												
30	A	Michigan		2	6	35	A	Texas		3	9												

Non-Div. I Games:

Oklahoma

Average RPI Win: 121		WON-LOST	WINNING	LAST 10	STRENGTH OF		OPP. STRENGTH	TEAM	ADJ	CONF.	ADJ CONF.
Average RPI Loss: 39		RECORD	PCT. RANK	GAMES	SCHEDULE		OF SCHEDULE	RPI	RPI	RPI	RPI
DIV. I ONLY		26-16-0	.61905	63	6-4-0		26	9	37	.56709	37
DIV. I NON-CONF.		16-6-0	.72727	26	2-0-0		64	41	34	.56757	34
TOTALS		RPI 1-25	RPI 26-50		W-L RECORDS		RPI 51-100		RPI 101-150		RPI 150+
26-16-0		5-12-0	2-0-0		OVERALL		5-3-0		3-0-0		11-1-0
20-7-0		2-4-0	0-0-0		HOME		5-2-0		3-0-0		10-1-0
4-5-0		3-4-0	1-0-0		AWAY		0-1-0		0-0-0		0-0-0
2-4-0		0-4-0	1-0-0		NEUTRAL		0-0-0		0-0-0		1-0-0
16-6-0		0-3-0	2-0-0		NON-CONFERENCE		3-2-0		3-0-0		8-1-0
13-2-0		0-0-0	0-0-0		HOME		3-1-0		3-0-0		7-1-0
1-1-0		0-0-0	1-0-		AWAY		0-1-0		0-0-0		0-0-0
2-3-0		0-3-0	1-0-0		NEUTRAL		0-0-0		0-0-0		1-0-0
10-10-0		5-9-0	0-0-0		CONFERENCE		2-1-0		0-0-0		3-0-0
7-5-0		2-4-0	0-0-0		HOME		2-1-0		0-0-0		3-0-0
3-4-0		3-4-0	0-0-0		AWAY		0-0-0		0-0-0		0-0-0
0-1-0		0-1-0	0-0-0		NEUTRAL		0-0-0		0-0-0		0-0-0
RPI S	Opponent	Score	RPI S	Opponent	Score	RPI S	Opponent	Score	RPI S	Opponent	Score
4 A	Kentucky	1 4	27 A	Southern Miss.	6 2	63 H	Missouri	9 6	144 H	Furman	2 0
4 A	Kentucky	2 4	27 N	Southern Miss.	6 5	63 H	Missouri	3 9	144 H	Furman	5 0
4 A	Kentucky	9 6				63 H	Missouri	3 1	144 H	Furman	1 0
5 N	Texas Tech	1 5				83 H	East Carolina	5 4	168 N	Nicholls St.	5 0
11 N	TCU	3 5				83 H	East Carolina	3 2	183 H	UNCW	8 6
14 A	Arkansas	9 1				83 H	East Carolina	8 6	183 H	UNCW	8 4
15 N	Baylor	0 4				95 A	Memphis	1 2	183 H	UNCW	7 2
16 A	LSU	4 1				95 H	Memphis	6 9	187 H	Arkansas St.	16 4
16 A	LSU	2 15							197 H	Alabama	7 2
16 A	LSU	2 3							197 H	Alabama	5 4
17 H	Mississippi St.	1 2							197 H	Alabama	8 2
17 H	Mississippi St.	3 4							215 H	Georgia St.	1 0
17 H	Mississippi St.	3 5							215 H	Georgia St.	0 2
17 N	Mississippi St.	2 4							229 H	Little Rock	5 4
19 H	Vanderbilt	10 8							278 H	Ark.-Pine Bluff	14 6
19 H	Vanderbilt	2 6									
19 H	Vanderbilt	1 0									
LAST 10 GAMES											
14 A	Arkansas	9 1	278 H	Ark.-Pine Bluff	14 6						
17 N	Mississippi St.	2 4	16 A	LSU	2 3						
63 H	Missouri	9 6	16 A	LSU	4 1						
63 H	Missouri	3 1	16 A	LSU	2 15						
63 H	Missouri	3 9	27 A	Southern Miss.	6 2						

Non-Div. I Games:

Ole Miss

Nebraska

Average RPI Win:	119	WON-LOST	WINNING	LAST 10	STRENGTH OF	OPP. STRENGTH	TEAM	ADJ	CONF.	ADJ CONF.					
Average RPI Loss:	82	RECORD	PCT. RANK	GAMES	SCHEDULE	OF SCHEDULE	RPI	RPI	RPI	RPI					
DIV. I ONLY		24-15-1	.6125	69	6-4-0	36	52	38	.56594	38	7	7			
DIV. I NON-CONF.		17-11-0	.60714	86	2-1-0	91	48	62	.54433	62	7	7			
<hr/>															
TOTALS	RPI 1-25	RPI 26-50		W-L RECORDS		RPI 51-100		RPI 101-150		RPI 150+					
24-15-1	3-4-0	3-2-1		OVERALL		4-1-0		9-6-0		5-2-0					
12-5-0	2-1-0	0-0-0		HOME		1-0-0		5-4-0		4-0-0					
9-4-1	0-0-0	2-0-1		AWAY		3-1-0		3-1-0		1-2-0					
3-6-0	1-3-0	1-2-0		NEUTRAL		0-0-0		1-1-0		0-0-0					
17-11-0	1-3-0	1-2-0		NON-CONFERENCE		2-0-0		8-4-0		5-2-0					
9-2-0	0-0-0	0-0-0		HOME		1-0-0		4-2-0		4-0-0					
5-3-0	0-0-0	0-0-		AWAY		1-0-0		3-1-0		1-2-0					
3-6-0	1-3-0	1-2-0		NEUTRAL		0-0-0		1-1-0		0-0-0					
7-4-1	2-1-0	2-0-1		CONFERENCE		2-1-0		1-2-0		0-0-0					
3-3-0	2-1-0	0-0-0		HOME		0-0-0		1-2-0		0-0-0					
4-1-1	0-0-0	2-0-1		AWAY		2-1-0		0-0-0		0-0-0					
0-0-0	0-0-0	0-0-0		NEUTRAL		0-0-0		0-0-0		0-0-0					
RPI	S	Opponent	Score	RPI	S	Opponent	Score	RPI	S	Opponent	Score	RPI	S	Opponent	Score
1	N	Oregon St.	1 10	26	A	Indiana	1 1	62	A	Minnesota	5 3	102	H	Iowa	8 6
1	N	Oregon St.	2 5	26	A	Indiana	7 3	62	A	Minnesota	3 5	102	H	Iowa	3 5
10	N	Arizona	1 0	26	A	Indiana	3 1	62	A	Minnesota	9 4	102	H	Iowa	6 7
14	N	Arkansas	5 15	33	N	Utah	5 7	92	A	Kansas St.	6 1	110	H	Western Caro.	2 5
21	H	Maryland	8 4	33	N	Utah	4 3	92	H	Kansas St.	11 1	110	H	Western Caro.	2 8
21	H	Maryland	3 1	43	N	Oklahoma St.	0 1					110	H	Western Caro.	10 0
21	H	Maryland	5 8									134	N	UC Riverside	5 4
												134	N	UC Riverside	3 4
												137	A	Cal Poly	6 4
												137	A	Cal Poly	6 5
												137	A	Cal Poly	2 3
												137	A	Cal Poly	3 2
												141	H	Col. of Charleston	10 1
												141	H	Col. of Charleston	6 2
												141	H	Col. of Charleston	6 1
												167	A	Creighton	2 5
												167	H	Creighton	14 6
												186	A	CSU Bakersfield	6 8
												249	H	Northern Colo.	12 2
												249	H	Northern Colo.	8 2
												277	A	Omaha	3 1
												277	H	Omaha	13 2
LAST 10 GAMES															
277	H	Omaha	13 2	102	H	Iowa	8 6								
62	A	Minnesota	9 4	102	H	Iowa	3 5								
62	A	Minnesota	3 5	102	H	Iowa	6 7								
62	A	Minnesota	5 3	92	A	Kansas St.	6 1								
167	A	Creighton	2 5	21	H	Maryland	8 4								

Non-Div. I Games:

Nebraska

Louisiana Tech

Average RPI Win:	183	WON-LOST RECORD	WINNING PCT. RANK	LAST 10 GAMES	STRENGTH OF SCHEDULE	OPP. STRENGTH OF SCHEDULE	TEAM RPI	ADJ RPI	CONF. RPI	ADJ CONF. RPI		
DIV. I ONLY		29-6-0	.82857	3	7-3-0	213	191	40	.56544	40	11	11
DIV. I NON-CONF.		25-4-0	.86207	4	4-1-0	255	185	47	.55802	47	16	16
<hr/>												
TOTALS	RPI 1-25	RPI 26-50		W-L RECORDS		RPI 51-100		RPI 101-150		RPI 150+		
29-6-0	1-0-0	0-0-0		OVERALL		4-2-0		6-1-0		18-3-0		
9-2-0	0-0-0	0-0-0		HOME		0-0-0		0-1-0		9-1-0		
9-4-0	1-0-0	0-0-0		AWAY		3-2-0		3-0-0		2-2-0		
11-0-0	0-0-0	0-0-0		NEUTRAL		1-0-0		3-0-0		7-0-0		
25-4-0	1-0-0	0-0-0		NON-CONFERENCE		4-2-0		3-1-0		17-1-0		
9-2-0	0-0-0	0-0-0		HOME		0-0-0		0-1-0		9-1-0		
5-2-0	1-0-0	0-0-		AWAY		3-2-0		0-0-0		1-0-0		
11-0-0	0-0-0	0-0-0		NEUTRAL		1-0-0		3-0-0		7-0-0		
4-2-0	0-0-0	0-0-0		CONFERENCE		0-0-0		3-0-0		1-2-0		
0-0-0	0-0-0	0-0-0		HOME		0-0-0		0-0-0		0-0-0		
4-2-0	0-0-0	0-0-0		AWAY		0-0-0		3-0-0		1-2-0		
0-0-0	0-0-0	0-0-0		NEUTRAL		0-0-0		0-0-0		0-0-0		
<hr/>												
RPI	S	Opponent	Score	RPI	S	Opponent	Score	RPI	S	Opponent	Score	
3	A	North Carolina	5 4					65	A	Liberty	4 2	
								65	A	Liberty	6 7	
								65	A	Liberty	5 4	
								66	A	Coastal Caro.	7 4	
								83	A	East Carolina	4 7	
								92	N	Kansas St.	9 2	
					</							

Non-Div. I Games:

St. John's (NY)

RPI	S	Opponent	Score	
298	N	Saint Peter's	12	9

St. John's (NY)

S
t
.
J
o
h
n
.
s
(
N
Y
)

S
t
.
J
o
h
n
.
s
(
N
Y
)

Non-Div. I Games:

Mercer

RPI	S	Opponent	Score	
289	H	UMES	15	0
289	H	UMES	13	2
289	H	UMES	8	4

Mercer

M
e
r
c
e
r

M
e
r
c
e
r

Average RPI Win:	154	WON-LOST RECORD	WINNING PCT. RANK	LAST 10 GAMES	STRENGTH OF SCHEDULE	OPP. STRENGTH OF SCHEDULE	TEAM RPI	ADJ RPI	CONF. RPI	ADJ CONF. RPI		
DIV. I ONLY		24-17-1	.58333	86	6-4-0	40	90	42	.56264	42	19	19
DIV. I NON-CONF.		10-15-0	.4	210	3-4-0	1	10	41	.56156	41	15	15
<hr/>												
TOTALS	RPI 1-25	RPI 26-50		W-L RECORDS		RPI 51-100		RPI 101-150		RPI 150+		
24-17-1	3-4-0	0-5-0		OVERALL		4-5-0		3-1-0		14-2-1		
15-4-0	3-2-0	0-0-0		HOME		3-0-0		1-1-0		8-1-0		
8-13-1	0-2-0	0-5-0		AWAY		1-5-0		1-0-0		6-1-1		
1-0-0	0-0-0	0-0-0		NEUTRAL		0-0-0		1-0-0		0-0-0		
10-15-0	3-4-0	0-5-0		NON-CONFERENCE		4-5-0		3-1-0		0-0-0		
7-3-0	3-2-0	0-0-0		HOME		3-0-0		1-1-0		0-0-0		
2-12-0	0-2-0	0-0-		AWAY		1-5-0		1-0-0		0-0-0		
1-0-0	0-0-0	0-0-0		NEUTRAL		0-0-0		1-0-0		0-0-0		
14-2-1	0-0-0	0-0-0		CONFERENCE		0-0-0		0-0-0		14-2-1		
8-1-0	0-0-0	0-0-0		HOME		0-0-0		0-0-0		8-1-0		
6-1-1	0-0-0	0-0-0		AWAY		0-0-0		0-0-0		6-1-1		
0-0-0	0-0-0	0-0-0		NEUTRAL		0-0-0		0-0-0		0-0-0		
RPI	S	Opponent	Score	RPI	S	Opponent	Score	RPI	S	Opponent	Score	
5	A	Texas Tech	4 12	32	A	Cal St. Fullerton	1 2	56	H	Binghamton	8 4	
5	A	Texas Tech	2 7	32	A	Cal St. Fullerton	4 5	56	H	Binghamton	10 4	
5	H	Texas Tech	16 5	32	A	Cal St. Fullerton	0 1	56	H	Binghamton	11 4	
5	H	Texas Tech	15 27	43	A	Oklahoma St.	0 13	57	A	DBU	2 5	
13	H	Missouri St.	0 8	43	A	Oklahoma St.	0 3	57	A	DBU	6 5	
13	H	Missouri St.	17 8					57	A	DBU	6 7	
13	H	Missouri St.	9 5					61	A	San Diego	2 7	
								92	A	Kansas St.	10 12	
								92	A	Kansas St.	2 3	
						</						

Non-Div. I Games:

New Mexico

Average RPI Win:		104	WON-LOST RECORD		WINNING PCT. RANK		LAST 10 GAMES		STRENGTH OF SCHEDULE		OPP. STRENGTH OF SCHEDULE		TEAM RPI		ADJ RPI		CONF. RPI		ADJ CONF. RPI	
DIV. I ONLY			23-16-0		.58974 83		6-4-0		29		33		43		.56239 43		1		1	
DIV. I NON-CONF.			16-7-0		.69565 37		1-1-0		80		85		53		.55429 53		1		1	
TOTALS		RPI 1-25		RPI 26-50		W-L RECORDS		RPI 51-100		RPI 101-150		RPI 150+								
23-16-0		5-7-0		4-0-0		OVERALL		4-3-0		3-3-0		7-3-0								
15-7-0		2-2-0		3-0-0		HOME		3-1-0		0-1-0		7-3-0								
6-8-0		2-4-0		0-0-0		AWAY		1-2-0		3-2-0		0-0-0								
2-1-0		1-1-0		1-0-0		NEUTRAL		0-0-0		0-0-0		0-0-0								
16-7-0		2-1-0		3-0-0		NON-CONFERENCE		1-0-0		3-3-0		7-3-0								
11-4-0		1-0-0		2-0-0		HOME		1-0-0		0-1-0		7-3-0								
3-2-0		0-0-0		0-0-		AWAY		0-0-0		3-2-0		0-0-0								
2-1-0		1-1-0		1-0-0		NEUTRAL		0-0-0		0-0-0		0-0-0								
7-9-0		3-6-0		1-0-0		CONFERENCE		3-3-0		0-0-0		0-0-0								
4-3-0		1-2-0		1-0-0		HOME		2-1-0		0-0-0		0-0-0								
3-6-0		2-4-0		0-0-0		AWAY		1-2-0		0-0-0		0-0-0								
0-0-0		0-0-0		0-0-0		NEUTRAL		0-0-0		0-0-0		0-0-0								
RPI	S	Opponent		Score		RPI	S	Opponent		Score		RPI	S	Opponent		Score				
5	A	Texas Tech		12	10	36	H	Oklahoma		4	3	60	A	Kansas		11	6			
5	A	Texas Tech		2	8	38	N	Nebraska		1	0	60	A	Kansas		2	4			
5	A	Texas Tech		3	1	42	H	New Mexico		13	0	60	A	Kansas		5	6			
8	H	West Virginia		8	9	42	H	New Mexico		3	0	92	H	Kansas St.		6	3			
8	H	West Virginia		3	5							92	H	Kansas St.		13	3			
8	H	West Virginia		3	2							92	H	Kansas St.		4	10			
10	N	Arizona		9	10							97	H	Oral Roberts		7	6			
11	A	TCU		5	6															
11	A	TCU		5	7															
11	A	TCU		1	5															
13	H	Missouri St.		7	3															
14	N	Arkansas		8	3															
LAST 10 GAMES																				
5	A	Texas Tech		3	1	60	A	Kansas		5	6									
5	A	Texas Tech		2	8	60	A	Kansas		11	6									
5	A	Texas Tech		12	10	130	H	Central Ark.		5	11									
97	H	Oral Roberts		7	6	92	H	Kansas St.		6	3									
60	A	Kansas		2	4	92	H	Kansas St.		13	3									

Non-Div. I Games:

Oklahoma St.

Average RPI Win:		156	WON-LOST RECORD		WINNING PCT. RANK	LAST 10 GAMES		STRENGTH OF SCHEDULE		OPP. STRENGTH OF SCHEDULE	TEAM RPI	ADJ RPI		CONF. RPI	ADJ CONF. RPI		
DIV. I ONLY			29-13-0		.69048	27	8-2-0		99	24	44	.56175 44		2	2		
DIV. I NON-CONF.			19-5-0		.79167	15	2-1-0		213	119	57	.54979 57		3	3		
TOTALS		RPI 1-25		RPI 26-50		W-L RECORDS		RPI 51-100		RPI 101-150		RPI 150+					
29-13-0		6-9-0		2-2-0		OVERALL		2-0-0		1-1-0		18-1-0					
21-6-0		2-4-0		2-1-0		HOME		2-0-0		1-0-0		14-1-0					
7-5-0		3-3-0		0-1-0		AWAY		0-0-0		0-1-0		4-0-0					
1-2-0		1-2-0		0-0-0		NEUTRAL		0-0-0		0-0-0		0-0-0					
19-5-0		1-2-0		0-1-0		NON-CONFERENCE		2-0-0		1-1-0		15-1-0					
17-1-0		0-0-0		0-0-0		HOME		2-0-0		1-0-0		14-1-0					
1-2-0		0-0-0		0-0-		AWAY		0-0-0		0-1-0		1-0-0					
1-2-0		1-2-0		0-0-0		NEUTRAL		0-0-0		0-0-0		0-0-0					
10-8-0		5-7-0		2-1-0		CONFERENCE		0-0-0		0-0-0		3-0-0					
4-5-0		2-4-0		2-1-0		HOME		0-0-0		0-0-0		0-0-0					
6-3-0		3-3-0		0-0-0		AWAY		0-0-0		0-0-0		3-0-0					
0-0-0		0-0-0		0-0-0		NEUTRAL		0-0-0		0-0-0		0-0-0					
RPI	S	Opponent		Score		RPI	S	Opponent		Score		RPI	S	Opponent		Score	
4	H	Kentucky		6 7		35	A	Texas		3 4		57	H	DBU		7 3	
4	H	Kentucky		7 11		45	H	Tennessee		3 1		79	H	Rice		8 5	
4	H	Kentucky		0 6		45	H	Tennessee		3 5							
5	N	Texas Tech		9 0		45	H	Tennessee		2 1							
11	N	TCU		10 11													
15	N	Baylor		3 6													
16	A	LSU		4 3													
16	A	LSU		4 0													
16	A	LSU		4 7													
19	A	Vanderbilt		6 4													
19	A	Vanderbilt		3 4													
19	A	Vanderbilt		3 17													
25	H	Auburn		1 2													
25	H	Auburn		6 3													
25	H	Auburn		3 1													
						LAST 10 GAMES											
						211	H	A&M-Corpus Christi		5 2		197	A	Alabama		3 2	
						45	H	Tennessee		3 5		197	A	Alabama		8 2	
						45	H	Tennessee		3 1		197	A	Alabama		9 5	
						45	H	Tennessee		2 1		251	H	Abilene Christian		8 1	
						118	A	UT Arlington		2 3		25	H	Auburn		3 1	

Non-Div. I Games:

Texas A&M

Average RPI Win: 116		WON-LOST	WINNING	LAST 10	STRENGTH OF		OPP. STRENGTH	TEAM	ADJ		CONF.	ADJ CONF.
Average RPI Loss: 55		RECORD	PCT. RANK	GAMES	SCHEDULE		OF SCHEDULE	RPI	RPI		RPI	RPI
DIV. I ONLY		21-17-0	.55263	106	4-6-0		16	25	45		.56135	45
DIV. I NON-CONF.		16-4-0	.8	14	2-1-0		41	137	9		.5997	9
TOTALS		RPI 1-25	RPI 26-50		W-L RECORDS		RPI 51-100		RPI 101-150		RPI 150+	
21-17-0		3-9-0	1-2-0		OVERALL		5-2-0		7-3-0		5-1-0	
11-9-0		1-5-0	0-0-0		HOME		1-1-0		5-3-0		4-0-0	
7-8-0		2-4-0	1-2-0		AWAY		3-1-0		1-0-0		0-1-0	
3-0-0		0-0-0	0-0-0		NEUTRAL		1-0-0		1-0-0		1-0-0	
16-4-0		0-0-0	0-0-0		NON-CONFERENCE		5-2-0		6-1-0		5-1-0	
9-2-0		0-0-0	0-0-0		HOME		1-1-0		4-1-0		4-0-0	
4-2-0		0-0-0	0-0-		AWAY		3-1-0		1-0-0		0-1-0	
3-0-0		0-0-0	0-0-0		NEUTRAL		1-0-0		1-0-0		1-0-0	
5-13-0		3-9-0	1-2-0		CONFERENCE		0-0-0		1-2-0		0-0-0	
2-7-0		1-5-0	0-0-0		HOME		0-0-0		1-2-0		0-0-0	
3-6-0		2-4-0	1-2-0		AWAY		0-0-0		0-0-0		0-0-0	
0-0-0		0-0-0	0-0-0		NEUTRAL		0-0-0		0-0-0		0-0-0	
RPI S	Opponent	Score	RPI S	Opponent	Score	RPI S	Opponent	Score	RPI S	Opponent	Score	
7 A	Florida	3 2	44 A	Texas A&M	1 2	76 A	Loyola Marymount	8 4	104 A	San Diego St.	8 4	
7 A	Florida	4 5	44 A	Texas A&M	5 3	89 N	Seton Hall	12 5	108 H	Cincinnati	1 2	
7 A	Florida	7 6	44 A	Texas A&M	1 3	94 H	Tennessee Tech	6 0	108 H	Cincinnati	6 2	
17 A	Mississippi St.	4 14				95 A	Memphis	1 4	108 H	Cincinnati	2 1	
17 A	Mississippi St.	4 5				95 A	Memphis	10 0	111 H	Georgia	1 3	
17 A	Mississippi St.	4 7				95 A	Memphis	8 5	111 H	Georgia	5 7	
20 H	South Carolina	2 10				100 H	Middle Tenn.	4 7	111 H	Georgia	6 5	
20 H	South Carolina	4 6							114 H	Marshall	7 1	
20 H	South Carolina	1 7							142 N	UC Irvine	10 9	
25 H	Auburn	2 3							147 H	Austin Peay	18 4	
25 H	Auburn	5 4							160 A	ETSU	2 10	
25 H	Auburn	1 8							160 N	ETSU	8 1	
									198 H	UNC Asheville	5 2	
									234 H	Norfolk St.	5 4	
									234 H	Norfolk St.	5 2	
									234 H	Norfolk St.	10 2	
LAST 10 GAMES												
160 N	ETSU	8 1	25 H	Auburn	1 8							
44 A	Texas A&M	5 3	25 H	Auburn	5 4							
44 A	Texas A&M	1 3	25 H	Auburn	2 3							
44 A	Texas A&M	1 2	160 A	ETSU	2 10							
198 H	UNC Asheville	5 2	7 A	Florida	4 5							

Non-Div. I Games:

Tennessee

Average RPI Win: 133		WON-LOST RECORD	WINNING PCT. RANK	LAST 10 GAMES	STRENGTH OF SCHEDULE	OPP. STRENGTH OF SCHEDULE	TEAM RPI	ADJ RPI	CONF. RPI	ADJ CONF. RPI	
Average RPI Loss: 99											
DIV. I ONLY		22-17-0	.5641 100	1-0-0	86	62	46	.56084 46	5	5	
DIV. I NON-CONF.		15-12-0	.55556 111	1-0-0	132	106	66	.54295 66	5	5	
TOTALS		RPI 1-25	RPI 26-50		W-L RECORDS		RPI 51-100		RPI 101-150		RPI 150+
22-17-0	0-0-0		2-4-0		OVERALL		9-7-0		0-1-0		11-5-0
5-1-0	0-0-0		0-0-0		HOME		3-0-0		0-0-0		2-1-0
13-14-0	0-0-0		2-4-0		AWAY		6-7-0		0-1-0		5-2-0
4-2-0	0-0-0		0-0-0		NEUTRAL		0-0-0		0-0-0		4-2-0
15-12-0	0-0-0		1-2-0		NON-CONFERENCE		3-4-0		0-1-0		11-5-0
2-1-0	0-0-0		0-0-0		HOME		0-0-0		0-0-0		2-1-0
9-9-0	0-0-0		1-0-		AWAY		3-4-0		0-1-0		5-2-0
4-2-0	0-0-0		0-0-0		NEUTRAL		0-0-0		0-0-0		4-2-0
7-5-0	0-0-0		1-2-0		CONFERENCE		6-3-0		0-0-0		0-0-0
3-0-0	0-0-0		0-0-0		HOME		3-0-0		0-0-0		0-0-0
4-5-0	0-0-0		1-2-0		AWAY		3-3-0		0-0-0		0-0-0
0-0-0	0-0-0		0-0-0		NEUTRAL		0-0-0		0-0-0		0-0-0
RPI S	Opponent	Score	RPI S	Opponent	Score	RPI S	Opponent	Score	RPI S	Opponent	Score
			29 A	UCF	6 5	51 A	Rhode Island	2 7	131 A	Bryant	3 9
			29 A	UCF	1 8	58 A	BYU	6 7	151 A	Fairfield	6 1
			29 A	UCF	2 8	58 A	BYU	8 7	152 A	UC Davis	9 6
			35 A	Texas	2 1	58 A	BYU	9 10	152 A	UC Davis	7 4
			35 A	Texas	1 4	77 A	Tulane	5 6	152 A	UC Davis	7 8
			35 A	Texas	3 9	77 A	Tulane	1 3	158 H	Hartford	4 6
						77 A	Tulane	3 8	165 N	UMass Lowell	8 11
						83 A	East Carolina	3 2	165 N	UMass Lowell	7 3
						83 A	East Carolina	3 2	165 N	UMass Lowell	5 3
						83 A	East Carolina	5 1	165 N	UMass Lowell	7 1
						89 A	Seton Hall	4 0	200 A	Stetson	9 3
						89 A	Seton Hall	2 3	202 A	Central Conn. St.	7 5
						89 A	Seton Hall	2 1	203 N	Western Mich.	3 4
						95 H	Memphis	10 7	242 N	Saint Joseph's	11 0
						95 H	Memphis	6 2	243 H	Massachusetts	11 3
						95 H	Memphis	4 0	245 H	Quinnipiac	4 3
									266 A	Santa Clara	5 9
LAST 10 GAMES											
			245 H	Quinnipiac	4 3	243 H	Massachusetts	11 3			
			51 A	Rhode Island	2 7	77 A	Tulane	5 6			
			29 A	UCF	2 8	77 A	Tulane	1 3			
			29 A	UCF	6 5	77 A	Tulane	3 8			
			29 A	UCF	1 8	131 A	Bryant	3 9			

Non-Div. I Games:

UConn

Average RPI Win: 121		WON-LOST	WINNING	LAST 10	STRENGTH OF		OPP. STRENGTH	TEAM	ADJ	CONF.	ADJ CONF.
Average RPI Loss: 76		RECORD	PCT. RANK	GAMES	SCHEDULE		OF SCHEDULE	RPI	RPI	RPI	RPI
DIV. I ONLY		25-16-0	.60976	71	9-1-0		33	69	47	.56026	47
DIV. I NON-CONF.		13-10-0	.56522	106	2-1-0		46	50	85	.53377	85
TOTALS		RPI 1-25	RPI 26-50		W-L RECORDS		RPI 51-100		RPI 101-150		RPI 150+
25-16-0		3-3-0	3-3-0		OVERALL		8-7-0		3-1-0		8-2-0
16-9-0		2-2-0	2-1-0		HOME		4-4-0		3-1-0		5-1-0
9-7-0		1-1-0	1-2-0		AWAY		4-3-0		0-0-0		3-1-0
0-0-0		0-0-0	0-0-0		NEUTRAL		0-0-0		0-0-0		0-0-0
13-10-0		3-3-0	0-0-0		NON-CONFERENCE		2-4-0		3-1-0		5-2-0
10-6-0		2-2-0	0-0-0		HOME		0-2-0		3-1-0		5-1-0
3-4-0		1-1-0	0-0-		AWAY		2-2-0		0-0-0		0-1-0
0-0-0		0-0-0	0-0-0		NEUTRAL		0-0-0		0-0-0		0-0-0
12-6-0		0-0-0	3-3-0		CONFERENCE		6-3-0		0-0-0		3-0-0
6-3-0		0-0-0	2-1-0		HOME		4-2-0		0-0-0		0-0-0
6-3-0		0-0-0	1-2-0		AWAY		2-1-0		0-0-0		3-0-0
0-0-0		0-0-0	0-0-0		NEUTRAL		0-0-0		0-0-0		0-0-0
RPI S	Opponent	Score	RPI S	Opponent	Score	RPI S	Opponent	Score	RPI S	Opponent	Score
8 H	West Virginia	6 3	34 A	Old Dominion	0 2	53 A	North Carolina St.	6 5	107 H	Xavier	6 7
8 H	West Virginia	13 2	34 A	Old Dominion	3 1	53 H	North Carolina St.	10 15	107 H	Xavier	7 1
8 H	West Virginia	3 6	34 A	Old Dominion	0 3	71 H	Fla. Atlantic	10 13	107 H	Xavier	2 1
9 A	Wake Forest	6 1	39 H	Louisiana Tech	7 12	71 H	Fla. Atlantic	4 7	143 H	Kennesaw St.	16 1
9 H	Wake Forest	4 13	39 H	Louisiana Tech	13 7	71 H	Fla. Atlantic	11 5	198 H	UNC Asheville	14 5
20 A	South Carolina	4 5	39 H	Louisiana Tech	4 2	78 A	FIU	4 0	220 A	N.C. A&T	5 6
						78 A	FIU	4 5	220 H	N.C. A&T	6 12
						78 A	FIU	8 7	232 H	Rider	4 2
						83 A	East Carolina	0 3	232 H	Rider	12 2
						83 A	East Carolina	7 10	232 H	Rider	13 2
						83 A	East Carolina	2 0	232 H	Rider	12 2
						84 H	Winthrop	2 3	250 A	Western Ky.	3 1
						100 H	Middle Tenn.	12 5	250 A	Western Ky.	16 5
						100 H	Middle Tenn.	10 2	250 A	Western Ky.	6 4
						100 H	Middle Tenn.	7 4			
LAST 10 GAMES						250 A	Western Ky.	3 1			
						143 H	Kennesaw St.	16 1			
						250 A	Western Ky.	16 5			
						100 H	Middle Tenn.	12 5			
						250 A	Western Ky.	6 4			
						100 H	Middle Tenn.	7 4			
						220 H	N.C. A&T	6 12			
						100 H	Middle Tenn.	10 2			
						71 H	Fla. Atlantic	11 5			
						9 A	Wake Forest	6 1			

Non-Div. I Games:

Charlotte

Average RPI Win:	74	WON-LOST	WINNING	LAST 10	STRENGTH OF	OPP. STRENGTH	TEAM	ADJ	CONF.	ADJ CONF.					
Average RPI Loss:	63	RECORD	PCT. RANK	GAMES	SCHEDULE	OF SCHEDULE	RPI	RPI	RPI	RPI					
DIV. I ONLY		19-18-0	.51351	134	6-4-0	3	13	48	.55812	48	4	4			
DIV. I NON-CONF.		9-9-0	.5	146	2-0-0	21	65	93	.52869	93	2	2			
<hr/>															
TOTALS	RPI 1-25	RPI 26-50		W-L RECORDS		RPI 51-100		RPI 101-150		RPI 150+					
19-18-0	6-5-0	3-5-0		OVERALL		5-3-0		2-4-0		3-1-0					
14-10-0	3-4-0	3-2-0		HOME		5-2-0		0-2-0		3-0-0					
5-6-0	3-1-0	0-3-0		AWAY		0-0-0		2-1-0		0-1-0					
0-2-0	0-0-0	0-0-0		NEUTRAL		0-1-0		0-1-0		0-0-0					
9-9-0	2-0-0	2-3-0		NON-CONFERENCE		2-2-0		0-3-0		3-1-0					
8-4-0	1-0-0	2-0-0		HOME		2-2-0		0-2-0		3-0-0					
1-4-0	1-0-0	0-0-		AWAY		0-0-0		0-0-0		0-1-0					
0-1-0	0-0-0	0-0-0		NEUTRAL		0-0-0		0-1-0		0-0-0					
10-9-0	4-5-0	1-2-0		CONFERENCE		3-1-0		2-1-0		0-0-0					
6-6-0	2-4-0	1-2-0		HOME		3-0-0		0-0-0		0-0-0					
4-2-0	2-1-0	0-0-0		AWAY		0-0-0		2-1-0		0-0-0					
0-1-0	0-0-0	0-0-0		NEUTRAL		0-1-0		0-0-0		0-0-0					
<hr/>															
RPI	S	Opponent	Score	RPI	S	Opponent	Score	RPI	S	Opponent	Score				
1	H	Oregon St.	2 4	30	H	Michigan	1 0	61	H	San Diego	1 3	101	A	Arizona St.	17 4
1	H	Oregon St.	7 1	32	H	Cal St. Fullerton	9 7	69	H	Gonzaga	6 1	101	A	Arizona St.	4 5
1	H	Oregon St.	1 2	35	A	Texas	2 5	69	H	Gonzaga	5 4	101	A	Arizona St.	9 3
10	H	Arizona	8 7	35	A	Texas	4 5	69	H	Gonzaga	1 2	104	N	San Diego St.	4 5
10	H	Arizona	4 19	35	A	Texas	5 10	72	H	California	20 0	134	H	UC Riverside	2 3
10	H	Arizona	3 4	50	H	Washington	3 7	72	H	California	9 5	142	H	UC Irvine	3 5
18	A	Stanford	3 5	50	H	Washington	3 6	72	H	California	9 4	175	A	CSUN	5 6
18	A	Stanford	2 0	50	H	Washington	6 5	99	N	Southern California	3 4	175	H	CSUN	7 2
18	A	Stanford	7 6									231	H	San Jose St.	3 2
23	A	Long Beach St.	5 1									231	H	San Jose St.	10 1
23	H	Long Beach St.	2 1												
<hr/>															
LAST 10 GAMES															
23	A	Long Beach St.	5 1	18	A	Stanford	7 6								
1	H	Oregon St.	1 2	18	A	Stanford	3 5								
1	H	Oregon St.	7 1	18	A	Stanford	2 0								
1	H	Oregon St.	2 4	50	H	Washington	6 5								
23	H	Long Beach St.	2 1	50	H	Washington	3 6								

Non-Div. I Games:

UCLA

Average RPI Win:		144	WON-LOST RECORD		WINNING PCT. RANK	LAST 10 GAMES		STRENGTH OF SCHEDULE		OPP. STRENGTH OF SCHEDULE	TEAM RPI	ADJ RPI		CONF. RPI	ADJ CONF. RPI		
Average RPI Loss:		80															
DIV. I ONLY			27-14-1		.65476	44	9-1-0		98	93	49	.55713	49	9	9		
DIV. I NON-CONF.			14-10-0		.58333	98	3-1-0		100	58	76	.5385	76	10	10		
TOTALS		RPI 1-25		RPI 26-50		W-L RECORDS		RPI 51-100		RPI 101-150		RPI 150+					
27-14-1		1-1-0		3-3-0		OVERALL		7-6-1		4-2-0		12-2-0					
14-5-0		0-0-0		2-2-0		HOME		3-2-0		2-1-0		7-0-0					
11-7-1		1-0-0		0-1-0		AWAY		4-4-1		2-1-0		4-1-0					
2-2-0		0-1-0		1-0-0		NEUTRAL		0-0-0		0-0-0		1-1-0					
14-10-0		1-1-0		3-3-0		NON-CONFERENCE		4-4-0		0-0-0		6-2-0					
7-3-0		0-0-0		2-2-0		HOME		1-1-0		0-0-0		4-0-0					
5-5-0		1-0-0		0-0-		AWAY		3-3-0		0-0-0		1-1-0					
2-2-0		0-1-0		1-0-0		NEUTRAL		0-0-0		0-0-0		1-1-0					
13-4-1		0-0-0		0-0-0		CONFERENCE		3-2-1		4-2-0		6-0-0					
7-2-0		0-0-0		0-0-0		HOME		2-1-0		2-1-0		3-0-0					
6-2-1		0-0-0		0-0-0		AWAY		1-1-1		2-1-0		3-0-0					
0-0-0		0-0-0		0-0-0		NEUTRAL		0-0-0		0-0-0		0-0-0					
RPI	S	Opponent		Score		RPI	S	Opponent		Score		RPI	S	Opponent		Score	
16	N	LSU		2	3	27	H	Southern Miss.		3	1	112	A	Troy		5	7
22	A	McNeese		3	1	27	H	Southern Miss.		5	4	112	A	Troy		6	5
						27	H	Southern Miss.		11	15	112	A	Troy		7	2
						31	H	Houston		0	4	148	H	Appalachian St.		4	3
						35	N	Texas		8	1	148	H	Appalachian St.		4	12
						39	A	Louisiana Tech		5	6	148	H	Appalachian St.		3	0
												168	A	Nicholls St.		1	3
												168	H	Nicholls St.		18	2
												187	H	Arkansas St.		13	2
												187	H	Arkansas St.		3	2
												187	H	Arkansas St.		8	0
												196	N	Murray St.		0	2
												217	A	Northwestern St.		8	6
												229	A	Little Rock		7	4
												229	A	Little Rock		5	3
												229	A	Little Rock		9	4
												272	N	Hofstra		1	0
												298	H	Saint Peter's		10	0
												298	H	Saint Peter's		6	1
												298	H	Saint Peter's		4	0
LAST 10 GAMES																	
						35	N	Texas		8	1	77	A	Tulane		1	0
						229	A	Little Rock		5	3	187	H	Arkansas St.		3	2
						229	A	Little Rock		7	4	187	H	Arkansas St.		13	2
						229	A	Little Rock		9	4	187	H	Arkansas St.		8	0
						54	H	Southeastern La.		9	2	16	N	LSU		2	3

Non-Div. I Games:

Louisiana

Average RPI Win:	115	WON-LOST RECORD	WINNING PCT. RANK	LAST 10 GAMES	STRENGTH OF SCHEDULE	OPP. STRENGTH OF SCHEDULE	TEAM RPI	ADJ RPI	CONF. RPI	ADJ CONF. RPI		
DIV. I ONLY		22-16-0	.57895	89	5-5-0	45	86	50	.55576	50	4	4
DIV. I NON-CONF.		14-9-0	.6087	76	2-0-0	122	210	90	.52995	90	2	2
<hr/>												
TOTALS	RPI 1-25	RPI 26-50		W-L RECORDS		RPI 51-100		RPI 101-150		RPI 150+		
22-16-0	3-3-0	5-1-0		OVERALL		5-5-0		1-2-0		8-5-0		
11-7-0	3-3-0	3-0-0		HOME		0-0-0		0-0-0		5-4-0		
11-9-0	0-0-0	2-1-0		AWAY		5-5-0		1-2-0		3-1-0		
0-0-0	0-0-0	0-0-0		NEUTRAL		0-0-0		0-0-0		0-0-0		
14-9-0	2-1-0	0-0-0		NON-CONFERENCE		4-3-0		0-0-0		8-5-0		
7-5-0	2-1-0	0-0-0		HOME		0-0-0		0-0-0		5-4-0		
7-4-0	0-0-0	0-0-		AWAY		4-3-0		0-0-0		3-1-0		
0-0-0	0-0-0	0-0-0		NEUTRAL		0-0-0		0-0-0		0-0-0		
8-7-0	1-2-0	5-1-0		CONFERENCE		1-2-0		1-2-0		0-0-0		
4-2-0	1-2-0	3-0-0		HOME		0-0-0		0-0-0		0-0-0		
4-5-0	0-0-0	2-1-0		AWAY		1-2-0		1-2-0		0-0-0		
0-0-0	0-0-0	0-0-0		NEUTRAL		0-0-0		0-0-0		0-0-0		
RPI	S	Opponent	Score	RPI	S	Opponent	Score	RPI	S	Opponent	Score	
1	H	Oregon St.	2 5	33	H	Utah	3 1	55	A	Oregon	12 3	
1	H	Oregon St.	3 2	33	H	Utah	4 3	55	A	Oregon	0 1	
1	H	Oregon St.	0 3	33	H	Utah	4 1	55	A	Oregon	3 4	
15	H	Baylor	6 0	48	A	UCLA	7 3	69	A	Gonzaga	5 4	
15	H	Baylor	5 4	48	A	UCLA	6 3	69	A	Gonzaga	7 8	
15	H	Baylor	3 6	48	A	UCLA	5 6	76	A	Loyola Marymount	8 7	
								81	A	Saint Mary's (CA)	5 6	
								81	A	Saint Mary's (CA)	11 5	
								81	A	Saint Mary's (CA)	11 1	
								81	A	Saint Mary's (CA)	5 6	

Non-Div. I Games:

Washington

[illegible]

Non-Div. I Games:

Rhode Island

RPI	S	Opponent	Score	
256	A	Richmond	6	7
256	A	Richmond	16	5
260	H	Sacred Heart	6	4

Rhode Island

R
h
o
d
e
I
s
l
a
n
d

R
h
o
d
e
I
s
l
a
n
d

Average RPI Win:		159	WON-LOST RECORD		WINNING PCT. RANK	LAST 10 GAMES		STRENGTH OF SCHEDULE		OPP. STRENGTH OF SCHEDULE	TEAM RPI	ADJ RPI	CONF. RPI	ADJ CONF. RPI			
DIV. I ONLY			25-17-0		.59524	79	6-4-0		85	61	52	.55487	52	9	9		
DIV. I NON-CONF.			12-11-0		.52174	133	3-1-0		71	12	79	.53608	79	10	10		
TOTALS		RPI 1-25		RPI 26-50		W-L RECORDS		RPI 51-100		RPI 101-150		RPI 150+					
25-17-0		2-5-0		1-4-0		OVERALL		3-7-0		5-0-0		14-1-0					
11-4-0		1-0-0		0-1-0		HOME		1-3-0		1-0-0		8-0-0					
11-11-0		1-5-0		1-3-0		AWAY		2-2-0		1-0-0		6-1-0					
3-2-0		0-0-0		0-0-0		NEUTRAL		0-2-0		3-0-0		0-0-0					
12-11-0		2-5-0		0-2-0		NON-CONFERENCE		0-4-0		4-0-0		6-0-0					
7-2-0		1-0-0		0-1-0		HOME		0-1-0		1-0-0		5-0-0					
3-7-0		1-5-0		0-0-		AWAY		0-1-0		1-0-0		1-0-0					
2-2-0		0-0-0		0-0-0		NEUTRAL		0-2-0		2-0-0		0-0-0					
13-6-0		0-0-0		1-2-0		CONFERENCE		3-3-0		1-0-0		8-1-0					
4-2-0		0-0-0		0-0-0		HOME		1-2-0		0-0-0		3-0-0					
8-4-0		0-0-0		1-2-0		AWAY		2-1-0		0-0-0		5-1-0					
1-0-0		0-0-0		0-0-0		NEUTRAL		0-0-0		1-0-0		0-0-0					
RPI	S	Opponent		Score		RPI	S	Opponent		Score		RPI	S	Opponent		Score	
15	A	Baylor		2	3	27	A	Southern Miss.		2	4	54	A	Southeastern La.		9	12
15	A	Baylor		9	10	27	H	Southern Miss.		7	13	54	H	Southeastern La.		4	12
15	A	Baylor		7	9	49	A	Louisiana		2	10	54	N	Southeastern La.		3	4
17	A	Mississippi St.		0	2	49	A	Louisiana		1	11	66	H	Coastal Caro.		3	4
17	A	Mississippi St.		6	8	49	A	Louisiana		6	0	66	H	Coastal Caro.		4	3
17	H	Mississippi St.		5	2							66	H	Coastal Caro.		9	11
25	A	Auburn		14	3							70	A	Ga. Southern		5	0
												70	A	Ga. Southern		5	8
												70	A	Ga. Southern		19	6
												89	N	Seton Hall		2	3

Non-Div. I Games:

South Ala.

Average RPI Win: 117		WON-LOST	WINNING	LAST 10	STRENGTH OF		OPP. STRENGTH	TEAM	ADJ	CONF.	ADJ CONF.		
Average RPI Loss: 67		RECORD	PCT. RANK	GAMES	SCHEDULE		OF SCHEDULE	RPI	RPI	RPI	RPI		
DIV. I ONLY		22-20-0	.52381	129	5-5-0		23	34	53	.55486	53	3	3
DIV. I NON-CONF.		14-7-0	.66667	46	3-0-0		55	147	50	.55587	50	4	4
TOTALS		RPI 1-25	RPI 26-50		W-L RECORDS		RPI 51-100		RPI 101-150		RPI 150+		
22-20-0		5-8-0	1-1-0		OVERALL		4-7-0		2-2-0		10-2-0		
12-9-0		3-3-0	0-1-0		HOME		2-2-0		2-2-0		5-1-0		
10-10-0		2-4-0	1-0-0		AWAY		2-5-0		0-0-0		5-1-0		
0-1-0		0-1-0	0-0-0		NEUTRAL		0-0-0		0-0-0		0-0-0		
14-7-0		0-1-0	1-1-0		NON-CONFERENCE		1-1-0		2-2-0		10-2-0		
7-5-0		0-0-0	0-1-0		HOME		0-1-0		2-2-0		5-1-0		
7-1-0		0-0-0	1-0-		AWAY		1-0-0		0-0-0		5-1-0		
0-1-0		0-1-0	0-0-0		NEUTRAL		0-0-0		0-0-0		0-0-0		
8-13-0		5-7-0	0-0-0		CONFERENCE		3-6-0		0-0-0		0-0-0		
5-4-0		3-3-0	0-0-0		HOME		2-1-0		0-0-0		0-0-0		
3-9-0		2-4-0	0-0-0		AWAY		1-5-0		0-0-0		0-0-0		
0-0-0		0-0-0	0-0-0		NEUTRAL		0-0-0		0-0-0		0-0-0		
RPI S	Opponent	Score	RPI S	Opponent	Score	RPI S	Opponent	Score	RPI S	Opponent	Score		
3 A	North Carolina	1 7	47 A	Charlotte	15 10	51 H	Rhode Island	2 5	110 H	Western Caro.	8 9		
3 A	North Carolina	2 7	47 H	Charlotte	5 6	80 H	Miami (FL)	5 2	147 H	Austin Peay	9 3		
3 A	North Carolina	4 2				80 H	Miami (FL)	5 7	147 H	Austin Peay	6 3		
6 H	Louisville	1 8				80 H	Miami (FL)	5 3	147 H	Austin Peay	3 7		
6 H	Louisville	6 7				83 A	East Carolina	6 0	153 A	Hawaii	4 0		
6 H	Louisville	3 1				87 A	Boston College	0 1	153 A	Hawaii	3 8		
9 A	Wake Forest	8 5				87 A	Boston College	1 2	153 A	Hawaii	8 1		
9 A	Wake Forest	4 6				87 A	Boston College	3 8	155 A	Elon	6 2		
9 A	Wake Forest	5 6				88 A	Notre Dame	9 2	165 H	UMass Lowell	8 0		
21 N	Maryland	2 9				88 A	Notre Dame	1 4	176 A	UNCG	8 2		
24 H	Florida St.	7 16				88 A	Notre Dame	1 2	176 H	UNCG	10 1		
24 H	Florida St.	4 3							183 A	UNCW	8 5		
24 H	Florida St.	8 4							198 H	UNC Asheville	13 1		
									221 H	George Mason	7 3		
									241 H	Campbell	8 9		
									259 H	N.C. Central	13 0		
LAST 10 GAMES													
83 A	East Carolina	6 0	3 A	North Carolina	4 2								
259 H	N.C. Central	13 0	3 A	North Carolina	1 7								
87 A	Boston College	0 1	3 A	North Carolina	2 7								
87 A	Boston College	1 2	176 H	UNCG	10 1								
87 A	Boston College	3 8	24 H	Florida St.	8 4								

Non-Div. I Games:

North Carolina St.

Average RPI Win: 117		WON-LOST	WINNING	LAST 10	STRENGTH OF		OPP. STRENGTH	TEAM	ADJ	CONF.	ADJ CONF.
Average RPI Loss: 113		RECORD	PCT. RANK	GAMES	SCHEDULE		OF SCHEDULE	RPI	RPI	RPI	RPI
DIV. I ONLY		25-15-0	.625	58	6-4-0		101	53	54	.55299	54
DIV. I NON-CONF.		13-6-0	.68421	42	1-1-0		61	4	21	.58581	21
TOTALS		RPI 1-25	RPI 26-50		W-L RECORDS		RPI 51-100		RPI 101-150		RPI 150+
25-15-0		3-4-0	2-1-0		OVERALL		7-1-0		6-4-0		7-5-0
14-5-0		3-1-0	2-0-0		HOME		2-0-0		3-1-0		4-3-0
8-10-0		0-3-0	0-1-0		AWAY		3-1-0		2-3-0		3-2-0
3-0-0		0-0-0	0-0-0		NEUTRAL		2-0-0		1-0-0		0-0-0
13-6-0		1-3-0	2-1-0		NON-CONFERENCE		7-1-0		1-0-0		2-1-0
7-1-0		1-0-0	2-0-0		HOME		2-0-0		0-0-0		2-1-0
3-5-0		0-3-0	0-0-		AWAY		3-1-0		0-0-0		0-0-0
3-0-0		0-0-0	0-0-0		NEUTRAL		2-0-0		1-0-0		0-0-0
12-9-0		2-1-0	0-0-0		CONFERENCE		0-0-0		5-4-0		5-4-0
7-4-0		2-1-0	0-0-0		HOME		0-0-0		3-1-0		2-2-0
5-5-0		0-0-0	0-0-0		AWAY		0-0-0		2-3-0		3-2-0
0-0-0		0-0-0	0-0-0		NEUTRAL		0-0-0		0-0-0		0-0-0
RPI S	Opponent	Score	RPI S	Opponent	Score	RPI S	Opponent	Score	RPI S	Opponent	Score
8 H	West Virginia	4 2	49 A	Louisiana	2 9	52 A	South Ala.	12 4	112 N	Troy	5 4
16 A	LSU	2 8	49 H	Louisiana	5 4	52 H	South Ala.	12 9	123 A	Houston Baptist	0 4
19 A	Vanderbilt	6 9	49 H	Louisiana	15 3	52 N	South Ala.	4 3	123 A	Houston Baptist	3 6
19 A	Vanderbilt	2 4				77 H	Tulane	8 5	123 A	Houston Baptist	7 8
22 H	McNeese	5 4				79 A	Rice	5 15	125 H	Lamar University	5 13
22 H	McNeese	10 2				79 A	Rice	8 4	125 H	Lamar University	6 5
22 H	McNeese	1 4				79 A	Rice	12 4	125 H	Lamar University	4 1
						89 N	Seton Hall	13 1	135 A	New Orleans	4 2
									135 A	New Orleans	8 0
									135 H	New Orleans	8 3
									168 A	Nicholls St.	11 6
									168 A	Nicholls St.	4 0
									168 H	Nicholls St.	2 3
									196 H	Murray St.	1 3
									211 A	A&M-Corpus Christi	4 5
									211 A	A&M-Corpus Christi	8 5
									211 A	A&M-Corpus Christi	2 3
									217 H	Northwestern St.	4 6
									217 H	Northwestern St.	7 0
									217 H	Northwestern St.	3 2
									272 H	Hofstra	11 1
									284 H	Alcorn	21 3
LAST 10 GAMES											
284 H	Alcorn	21 3	217 H	Northwestern St.	4 6						
168 A	Nicholls St.	11 6	217 H	Northwestern St.	3 2						
168 H	Nicholls St.	2 3	217 H	Northwestern St.	7 0						
168 A	Nicholls St.	4 0	211 A	A&M-Corpus Christi	8 5						
49 A	Louisiana	2 9	211 A	A&M-Corpus Christi	4 5						

Non-Div. I Games:

Southeastern La.

Average RPI Win: 137		WON-LOST RECORD	WINNING PCT. RANK	LAST 10 GAMES	STRENGTH OF SCHEDULE	OPP. STRENGTH OF SCHEDULE	TEAM RPI	ADJ RPI		CONF. RPI	ADJ CONF. RPI						
Average RPI Loss: 53																	
DIV. I ONLY		23-13-0	.63889	54	4-5-0	126	10	55	.55274	55	4	4					
DIV. I NON-CONF.		17-4-0	.80952	12	3-0-0	238	38	40	.56232	40	2	2					
<hr/>																	
TOTALS		RPI 1-25		RPI 26-50		W-L RECORDS		RPI 51-100		RPI 101-150		RPI 150+					
23-13-0		3-6-0		3-3-0		OVERALL		4-2-0		4-0-0		9-2-0					
13-5-0		2-4-0		2-1-0		HOME		0-0-0		3-0-0		6-0-0					
8-8-0		1-2-0		1-2-0		AWAY		3-2-0		0-0-0		3-2-0					
2-0-0		0-0-0		0-0-0		NEUTRAL		1-0-0		1-0-0		0-0-0					
17-4-0		2-1-0		0-0-0		NON-CONFERENCE		2-1-0		4-0-0		9-2-0					
11-1-0		2-1-0		0-0-0		HOME		0-0-0		3-0-0		6-0-0					
4-3-0		0-0-0		0-0-		AWAY		1-1-0		0-0-0		3-2-0					
2-0-0		0-0-0		0-0-0		NEUTRAL		1-0-0		1-0-0		0-0-0					
6-9-0		1-5-0		3-3-0		CONFERENCE		2-1-0		0-0-0		0-0-0					
2-4-0		0-3-0		2-1-0		HOME		0-0-0		0-0-0		0-0-0					
4-5-0		1-2-0		1-2-0		AWAY		2-1-0		0-0-0		0-0-0					
0-0-0		0-0-0		0-0-0		NEUTRAL		0-0-0		0-0-0		0-0-0					
RPI	S	Opponent		Score		RPI	S	Opponent		Score		RPI	S	Opponent		Score	
10	A	Arizona		4 5		33	A	Utah		11 1		58	A	BYU		9 6	
10	A	Arizona		4 18		33	A	Utah		1 13		61	A	San Diego		2 7	
10	A	Arizona		8 4		33	A	Utah		5 11		72	A	California		7 1	
17	H	Mississippi St.		6 5		50	H	Washington		1 0		72	A	California		13 2	
17	H	Mississippi St.		4 5		50	H	Washington		4 3		72	A	California		1 4	
17	H	Mississippi St.		1 0		50	H	Washington		3 12		89	N	Seton Hall		1 0	
18	H	Stanford		3 4													
18	H	Stanford		4 10													
18	H	Stanford		5 8													

Non-Div. I Games:

Oregon

Average RPI Win: 185		WON-LOST RECORD		WINNING PCT. RANK		LAST 10 GAMES		STRENGTH OF SCHEDULE		OPP. STRENGTH OF SCHEDULE		TEAM RPI		ADJ RPI		CONF. RPI		ADJ CONF. RPI					
DIV. I ONLY		20-8-0		.71429		19		8-2-0		186		145		56		.5525		56		17		17	
DIV. I NON-CONF.		11-6-0		.64706		62		2-2-0		173		101		51		.5558		51		18		18	
TOTALS		RPI 1-25		RPI 26-50		W-L RECORDS		RPI 51-100		RPI 101-150		RPI 150+											
20-8-0		0-0-0		0-3-0		OVERALL		0-0-0		5-2-0		15-3-0											
6-2-0		0-0-0		0-0-0		HOME		0-0-0		1-1-0		5-1-0											
11-5-0		0-0-0		0-3-0		AWAY		0-0-0		4-1-0		7-1-0											
3-1-0		0-0-0		0-0-0		NEUTRAL		0-0-0		0-0-0		3-1-0											
11-6-0		0-0-0		0-3-0		NON-CONFERENCE		0-0-0		5-2-0		6-1-0											
1-1-0		0-0-0		0-0-0		HOME		0-0-0		1-1-0		0-0-0											
8-5-0		0-0-0		0-0-		AWAY		0-0-0		4-1-0		4-1-0											
2-0-0		0-0-0		0-0-0		NEUTRAL		0-0-0		0-0-0		2-0-0											
9-2-0		0-0-0		0-0-0		CONFERENCE		0-0-0		0-0-0		9-2-0											
5-1-0		0-0-0		0-0-0		HOME		0-0-0		0-0-0		5-1-0											
3-0-0		0-0-0		0-0-0		AWAY		0-0-0		0-0-0		3-0-0											
1-1-0		0-0-0		0-0-0		NEUTRAL		0-0-0		0-0-0		1-1-0											
RPI	S	Opponent		Score		RPI	S	Opponent		Score		RPI	S	Opponent		Score							
				42	A	New Mexico	4	8				105	A	Cornell	4	6							
				42	A	New Mexico	4	11				105	H	Cornell	2	10							
				42	A	New Mexico	4	10				120	A	Virginia Tech	6	5							
												120	A	Virginia Tech	2	1							
												120	A	Virginia Tech	9	8							
												120	A	Virginia Tech	12	5							
												146	H	Marist	3	1							
												165	N	UMass Lowell	1	0							
												165	N	UMass Lowell	2	5							
												181	H	UMBC	3	12							
												181	H	UMBC	9	1							
												181	H	UMBC	11	2							
												195	H	Maine	3	2							
												195	H	Maine	7	4							
												195	H	Maine	9	3							
												202	A	Central Conn. St.	1	2							
												202	A	Central Conn. St.	3	0							
												206	N	Toledo	7	3							
												206	N	Toledo	9	3							
												208	A	Penn St.	6	3							
												212	A	Albany (NY)	4	3							
												212	A	Albany (NY)	7	2							
												212	A	Albany (NY)	3	0							
				105	H	Cornell	2	10	212	A	Albany (NY)	3	0	212	A	Albany (NY)	3	0					
				195	H	Maine	3	2	212	A	Albany (NY)	4	3	255	A	Bucknell	12	0					
				195	H	Maine	7	4	212	A	Albany (NY)	7	2	256	A	Richmond	15	0					
				195	H	Maine	9	3	105	A	Cornell	4	6										
				146	H	Marist	3	1	208	A	Penn St.	6	3										
LAST 10 GAMES																							

Non-Div. I Games:

Binghamton

DBU

Average RPI Win: 167		WON-LOST RECORD		WINNING PCT. RANK		LAST 10 GAMES		STRENGTH OF SCHEDULE		OPP. STRENGTH OF SCHEDULE		TEAM RPI		ADJ RPI		CONF. RPI		ADJ CONF. RPI	
DIV. I ONLY		25-15-0		.625 58		7-3-0		76		115		57		.55169 57		15		15	
DIV. I NON-CONF.		19-12-0		.6129 73		4-2-0		45		76		46		.55846 46		12		12	
TOTALS		RPI 1-25		RPI 26-50		W-L RECORDS		RPI 51-100		RPI 101-150		RPI 150+							
25-15-0		0-7-0		3-2-0		OVERALL		3-1-0		7-4-0		12-1-0							
17-5-0		0-2-0		3-1-0		HOME		0-0-0		3-1-0		11-1-0							
8-10-0		0-5-0		0-1-0		AWAY		3-1-0		4-3-0		1-0-0							
0-0-0		0-0-0		0-0-0		NEUTRAL		0-0-0		0-0-0		0-0-0							
19-12-0		0-4-0		3-2-0		NON-CONFERENCE		3-1-0		7-4-0		6-1-0							
11-5-0		0-2-0		3-1-0		HOME		0-0-0		3-1-0		5-1-0							
8-7-0		0-2-0		0-0-		AWAY		3-1-0		4-3-0		1-0-0							
0-0-0		0-0-0		0-0-0		NEUTRAL		0-0-0		0-0-0		0-0-0							
6-3-0		0-3-0		0-0-0		CONFERENCE		0-0-0		0-0-0		6-0-0							
6-0-0		0-0-0		0-0-0		HOME		0-0-0		0-0-0		6-0-0							
0-3-0		0-3-0		0-0-0		AWAY		0-0-0		0-0-0		0-0-0							
0-0-0		0-0-0		0-0-0		NEUTRAL		0-0-0		0-0-0		0-0-0							
RPI	S	Opponent		Score		RPI	S	Opponent		Score		RPI	S	Opponent		Score			
11	A	TCU		2	3	36	H	Oklahoma		16	10	79	A	Rice		8	4		
11	H	TCU		3	9	42	H	New Mexico		5	6	97	A	Oral Roberts		3	7		
13	A	Missouri St.		1	5	42	H	New Mexico		5	2	97	A	Oral Roberts		13	5		
13	A	Missouri St.		3	7	42	H	New Mexico		7	6	97	A	Oral Roberts		9	7		
13	A	Missouri St.		8	11	44	A	Texas A&M		3	7								
15	A	Baylor		6	8														
15	H	Baylor		1	4														
														</					

Non-Div. I Games:

DBU

BYU

Average RPI Win: 136		WON-LOST	WINNING	LAST 10	STRENGTH OF	OPP. STRENGTH	TEAM	ADJ	CONF.	ADJ CONF.			
Average RPI Loss: 130		RECORD	PCT. RANK	GAMES	SCHEDULE	OF SCHEDULE	RPI	RPI	RPI	RPI			
DIV. I ONLY		23-14-0	.62162	62	8-2-0	91	117	58	.55157	58	12	12	
DIV. I NON-CONF.		11-10-0	.52381	131	1-0-0	177	88	136	.50567	136	11	11	
<hr/>													
TOTALS		RPI 1-25	RPI 26-50		W-L RECORDS		RPI 51-100		RPI 101-150		RPI 150+		
23-14-0	0-0-0		3-1-0		OVERALL		6-5-0		5-2-0		9-6-0		
11-5-0	0-0-0		2-1-0		HOME		3-1-0		4-2-0		2-1-0		
10-9-0	0-0-0		1-0-0		AWAY		3-4-0		1-0-0		5-5-0		
2-0-0	0-0-0		0-0-0		NEUTRAL		0-0-0		0-0-0		2-0-0		
11-10-0	0-0-0		3-1-0		NON-CONFERENCE		0-2-0		4-2-0		4-5-0		
5-4-0	0-0-0		2-1-0		HOME		0-1-0		3-2-0		0-0-0		
4-6-0	0-0-0		1-0-		AWAY		0-1-0		1-0-0		2-5-0		
2-0-0	0-0-0		0-0-0		NEUTRAL		0-0-0		0-0-0		2-0-0		
12-4-0	0-0-0		0-0-0		CONFERENCE		6-3-0		1-0-0		5-1-0		
6-1-0	0-0-0		0-0-0		HOME		3-0-0		1-0-0		2-1-0		
6-3-0	0-0-0		0-0-0		AWAY		3-3-0		0-0-0		3-0-0		
0-0-0	0-0-0		0-0-0		NEUTRAL		0-0-0		0-0-0		0-0-0		
RPI	S	Opponent	Score	RPI	S	Opponent	Score	RPI	S	Opponent	Score		
				33	A	Utah	11 6	55	H	Oregon	6 9		
				46	H	UConn	10 9	61	A	San Diego	9 8		
				46	H	UConn	7 6	61	A	San Diego	3 6		
				46	H	UConn	7 8	61	A	San Diego	12 8		
								64	A	Georgia Tech	3 5		
								76	A	Loyola Marymount	5 9		
								76	A	Loyola Marymount	0 2		
								76	A	Loyola Marymount	5 3		
								81	H	Saint Mary's (CA)	14 1		
								81	H	Saint Mary's (CA)	7 6		
								81	H	Saint Mary's (CA)	6 2		
										109	H	UC Santa Barbara	14 8
										109	H	UC Santa Barbara	7 6
										109	H	UC Santa Barbara	17 3
										109	H	UC Santa Barbara	8 10
										113	H	New Mexico St.	6 8
										127	H	San Francisco	19 6
										143	A	Kennesaw St.	13 4
										166	H	Pepperdine	9 4
										166	H	Pepperdine	7 2
										166	H	Pepperdine	7 11
										186	A	CSU Bakersfield	5 7
										186	A	CSU Bakersfield	4 5
										186	A	CSU Bakersfield	10 2
										215	A	Georgia St.	2 3
										227	A	Pacific	6 0
										227	A	Pacific	12 1
										227	A	Pacific	5 2
										231	A	San Jose St.	2 3
										231	A	San Jose St.	2 4
										249	N	Northern Colo.	10 9
										249	N	Northern Colo.	6 0
										264	A	Utah Valley	8 3
<hr/>													
LAST 10 GAMES													
				127	H	San Francisco	19 6	166	H	Pepperdine	7 2		
				61	A	San Diego	12 8	166	H	Pepperdine	7 11		
				61	A	San Diego	9 8	264	A	Utah Valley	8 3		
				61	A	San Diego	3 6	227	A	Pacific	5 2		
				166	H	Pepperdine	9 4	227	A	Pacific	12 1		

Non-Div. I Games:

BYU

Y
a
l
e

Yale

RPI	S	Opponent	Score	
193	A	Harvard	13	9
193	A	Harvard	21	13
193	A	Harvard	4	2
199	H	Penn	5	4
199	H	Penn	6	2
205	A	Stony Brook	13	3
236	A	Fordham	8	4
242	N	Saint Joseph's	13	9
260	H	Sacred Heart	6	9
270	H	Iona	9	5

Average RPI Win:	111	WON-LOST RECORD	WINNING PCT. RANK	LAST 10 GAMES	STRENGTH OF SCHEDULE	OPP. STRENGTH OF SCHEDULE	TEAM RPI	ADJ RPI	CONF. RPI	ADJ CONF. RPI	
Average RPI Loss:	64	21-20-0	.5122 138	7-3-0	18	39	60	.55088 60	1	1	
DIV. I ONLY		13-13-0	.5 146	3-1-0	68	87	119	.51342 119	1	1	
DIV. I NON-CONF.											
<hr/>											
TOTALS	RPI 1-25	RPI 26-50		W-L RECORDS	RPI 51-100		RPI 101-150		RPI 150+		
21-20-0	3-8-0	6-3-0		OVERALL	2-5-0		5-2-0		5-2-0		
12-9-0	0-0-0	4-2-0		HOME	1-4-0		3-1-0		4-2-0		
9-9-0	3-7-0	2-1-0		AWAY	1-0-0		2-1-0		1-0-0		
0-2-0	0-1-0	0-0-0		NEUTRAL	0-1-0		0-0-0		0-0-0		
13-13-0	1-4-0	0-0-0		NON-CONFERENCE	2-5-0		5-2-0		5-2-0		
8-7-0	0-0-0	0-0-0		HOME	1-4-0		3-1-0		4-2-0		
5-4-0	1-3-0	0-0-		AWAY	1-0-0		2-1-0		1-0-0		
0-2-0	0-1-0	0-0-0		NEUTRAL	0-1-0		0-0-0		0-0-0		
8-7-0	2-4-0	6-3-0		CONFERENCE	0-0-0		0-0-0		0-0-0		
4-2-0	0-0-0	4-2-0		HOME	0-0-0		0-0-0		0-0-0		
4-5-0	2-4-0	2-1-0		AWAY	0-0-0		0-0-0		0-0-0		
0-0-0	0-0-0	0-0-0		NEUTRAL	0-0-0		0-0-0		0-0-0		
<hr/>											
RPI S	Opponent	Score	RPI S	Opponent	Score	RPI S	Opponent	Score	RPI S	Opponent	Score
8 A	West Virginia	0 8	35 H	Texas	5 4	62 H	Minnesota	2 5	123 H	Houston Baptist	2 4
8 A	West Virginia	1 10	35 H	Texas	3 5	65 N	Liberty	1 6	123 H	Houston Baptist	4 2
8 A	West Virginia	7 2	35 H	Texas	2 1	96 H	Samford	6 4	123 H	Houston Baptist	2 1
11 A	TCU	1 5	36 A	Oklahoma	5 2	96 H	Samford	1 6	136 A	Grand Canyon	9 4
11 A	TCU	4 3	36 A	Oklahoma	15 10	96 H	Samford	6 8	136 A	Grand Canyon	7 3
11 A	TCU	1 3	36 A	Oklahoma	6 7	97 A	Oral Roberts	7 2	139 A	Wichita St.	0 8
12 N	Virginia	6 9	43 H	Oklahoma St.	4 2	97 H	Oral Roberts	1 12	139 H	Wichita St.	8 6
13 A	Missouri St.	4 2	43 H	Oklahoma St.	6 11				167 H	Creighton	3 7
18 A	Stanford	0 5	43 H	Oklahoma St.	6 5				217 H	Northwestern St.	11 7
18 A	Stanford	0 6							217 H	Northwestern St.	8 2
18 A	Stanford	2 4							217 H	Northwestern St.	6 7
									226 A	The Citadel	7 5
									277 H	Omaha	6 5
									277 H	Omaha	11 1
<hr/>											
			LAST 10 GAMES								
			136 A	Grand Canyon	7 3	139 A	Wichita St.	0 8			
			136 A	Grand Canyon	9 4	43 H	Oklahoma St.	4 2			
			36 A	Oklahoma	6 7	43 H	Oklahoma St.	6 5			
			36 A	Oklahoma	5 2	43 H	Oklahoma St.	6 11			
			36 A	Oklahoma	15 10	139 H	Wichita St.	8 6			

Non-Div. I Games:

Kansas

Average RPI Win:		136	WON-LOST		WINNING		LAST 10		STRENGTH OF		OPP. STRENGTH		TEAM	ADJ		CONF.	ADJ CONF.							
Average RPI Loss:		75	RECORD		PCT. RANK		GAMES		SCHEDULE		OF SCHEDULE		RPI	RPI		RPI	RPI							
DIV. I ONLY			27-12-0		.69231		25		7-3-0		150		31		61		.54964		61		12		12	
DIV. I NON-CONF.			14-7-0		.66667		46		2-1-0		38		3		25		.57871		25		11		11	
TOTALS		RPI 1-25		RPI 26-50		W-L RECORDS		RPI 51-100		RPI 101-150		RPI 150+												
27-12-0		1-2-0		3-3-0		OVERALL		9-4-0		6-2-0		8-1-0												
16-7-0		1-2-0		1-1-0		HOME		3-2-0		5-2-0		6-0-0												
10-4-0		0-0-0		1-1-0		AWAY		6-2-0		1-0-0		2-1-0												
1-1-0		0-0-0		1-1-0		NEUTRAL		0-0-0		0-0-0		0-0-0												
14-7-0		1-2-0		3-3-0		NON-CONFERENCE		7-0-0		3-2-0		0-0-0												
6-5-0		1-2-0		1-1-0		HOME		2-0-0		2-2-0		0-0-0												
7-1-0		0-0-0		1-0-		AWAY		5-0-0		1-0-0		0-0-0												
1-1-0		0-0-0		1-1-0		NEUTRAL		0-0-0		0-0-0		0-0-0												
13-5-0		0-0-0		0-0-0		CONFERENCE		2-4-0		3-0-0		8-1-0												
10-2-0		0-0-0		0-0-0		HOME		1-2-0		3-0-0		6-0-0												
3-3-0		0-0-0		0-0-0		AWAY		1-2-0		0-0-0		2-1-0												
0-0-0		0-0-0		0-0-0		NEUTRAL		0-0-0		0-0-0		0-0-0												
RPI	S	Opponent		Score		RPI	S	Opponent		Score		RPI	S	Opponent		Score								
19	H	Vanderbilt		3	2	30	N	Michigan		1	3	55	H	Oregon		7	2							
19	H	Vanderbilt		1	11	32	A	Cal St. Fullerton		2	13	58	H	BYU		8	9							
19	H	Vanderbilt		2	8	32	H	Cal St. Fullerton		2	9	58	H	BYU		6	3							
						32	N	Cal St. Fullerton		11	6	58	H	BYU		8	12							
						42	H	New Mexico		7	2	69	A	Gonzaga		4	1							
						48	A	UCLA		3	1	69	A	Gonzaga		0	3							
												69	A	Gonzaga		2	9							
												77	A	Tulane		5	4							
												77	A	Tulane		7	4							
												77	A	Tulane		11	4							
												77	A	Tulane		6	2							
												88	H	Notre Dame		6	2							
												99	A	Southern California		8	3							

Non-Div. I Games:

San Diego

Average RPI Win:		167	WON-LOST RECORD		WINNING PCT. RANK		LAST 10 GAMES		STRENGTH OF SCHEDULE		OPP. STRENGTH OF SCHEDULE		TEAM RPI		ADJ RPI		CONF. RPI		ADJ CONF. RPI						
DIV. I ONLY			24-12-0		.66667		38		6-4-0		114		143		62		.54951		62		7		7		
DIV. I NON-CONF.			15-8-0		.65217		61		4-0-0		168		261		112		.52002		112		7		7		
TOTALS		RPI 1-25		RPI 26-50		W-L RECORDS		RPI 51-100		RPI 101-150		RPI 150+													
24-12-0		1-2-0		2-4-0		OVERALL		5-1-0		2-1-0		14-4-0													
11-7-0		1-2-0		1-2-0		HOME		1-0-0		1-0-0		7-3-0													
13-5-0		0-0-0		1-2-0		AWAY		4-1-0		1-1-0		7-1-0													
0-0-0		0-0-0		0-0-0		NEUTRAL		0-0-0		0-0-0		0-0-0													
15-8-0		1-2-0		0-0-0		NON-CONFERENCE		2-1-0		1-1-0		11-4-0													
9-5-0		1-2-0		0-0-0		HOME		1-0-0		0-0-0		7-3-0													
6-3-0		0-0-0		0-0-		AWAY		1-1-0		1-1-0		4-1-0													
0-0-0		0-0-0		0-0-0		NEUTRAL		0-0-0		0-0-0		0-0-0													
9-4-0		0-0-0		2-4-0		CONFERENCE		3-0-0		1-0-0		3-0-0													
2-2-0		0-0-0		1-2-0		HOME		0-0-0		1-0-0		0-0-0													
7-2-0		0-0-0		1-2-0		AWAY		3-0-0		0-0-0		3-0-0													
0-0-0		0-0-0		0-0-0		NEUTRAL		0-0-0		0-0-0		0-0-0													
RPI	S	Opponent		Score		RPI	S	Opponent		Score		RPI	S	Opponent		Score									
13	H	Missouri St.		5	2	26	A	Indiana		11	0	60	A	Kansas		5	2								
13	H	Missouri St.		3	12	26	A	Indiana		12	13	72	A	California		1	7								
13	H	Missouri St.		2	7	26	A	Indiana		0	4	82	A	Michigan St.		9	4								
						38	H	Nebraska		3	5	82	A	Michigan St.		3	2								
						38	H	Nebraska		5	3	82	A	Michigan St.		4	3								
						38	H	Nebraska		4	9	97	H	Oral Roberts		4	3								
						LAST 10 GAMES																			
						252 A Northern Ill.						3	2	26 A Indiana						0	4				
						38 H Nebraska						4	9	26 A Indiana						12	13				
						38 H Nebraska						5	3	26 A Indiana						11	0				
						38 H Nebraska						3	5	274 A North Dakota St.						6	1				
						239 H South Dakota St.						5	2	274 H North Dakota St.						7	1				
																		281 H Seattle U						11	7
																		281 H Seattle U						6	3
																		281 H Seattle U						13	4

Non-Div. I Games:

Minnesota

Missouri

Average RPI Win: 157		WON-LOST RECORD		WINNING PCT. RANK		LAST 10 GAMES		STRENGTH OF SCHEDULE		OPP. STRENGTH OF SCHEDULE		TEAM RPI		ADJ RPI		CONF. RPI		ADJ CONF. RPI					
DIV. I ONLY		27-15-0		.64286		50		4-6-0		90		47		63		.54918		63		2		2	
DIV. I NON-CONF.		19-5-0		.79167		15		2-2-0		172		187		48		.55631		48		3		3	
TOTALS		RPI 1-25		RPI 26-50		W-L RECORDS		RPI 51-100		RPI 101-150		RPI 150+											
27-15-0		2-9-0		2-2-0		OVERALL		0-0-0		9-2-0		14-2-0											
14-9-0		2-8-0		0-0-0		HOME		0-0-0		7-1-0		5-0-0											
8-4-0		0-1-0		1-2-0		AWAY		0-0-0		2-1-0		5-0-0											
5-2-0		0-0-0		1-0-0		NEUTRAL		0-0-0		0-0-0		4-2-0											
19-5-0		0-2-0		1-0-0		NON-CONFERENCE		0-0-0		7-1-0		11-2-0											
12-2-0		0-1-0		0-0-0		HOME		0-0-0		7-1-0		5-0-0											
2-1-0		0-1-0		0-0-		AWAY		0-0-0		0-0-0		2-0-0											
5-2-0		0-0-0		1-0-0		NEUTRAL		0-0-0		0-0-0		4-2-0											
8-10-0		2-7-0		1-2-0		CONFERENCE		0-0-0		2-1-0		3-0-0											
2-7-0		2-7-0		0-0-0		HOME		0-0-0		0-0-0		0-0-0											
6-3-0		0-0-0		1-2-0		AWAY		0-0-0		2-1-0		3-0-0											
0-0-0		0-0-0		0-0-0		NEUTRAL		0-0-0		0-0-0		0-0-0											
RPI	S	Opponent		Score		RPI	S	Opponent		Score		RPI	S	Opponent		Score							
4	H	Kentucky		9 8		31	N	Houston		4 2		110	H	Western Caro.		7 6							
4	H	Kentucky		1 6		37	A	Ole Miss		1 3		111	A	Georgia		0 3							
4	H	Kentucky		2 5		37	A	Ole Miss		6 9		111	A	Georgia		8 5							
7	H	Florida		1 2		37	A	Ole Miss		9 3		111	A	Georgia		6 1							
7	H	Florida		3 4								124	H	Ill.-Chicago		11 10							
7	H	Florida		1 2								124	H	Ill.-Chicago		7 2							
13	A	Missouri St.		1 5								124	H	Ill.-Chicago		6 4							
13	H	Missouri St.		3 5								129	H	Southeast Mo. St.		5 6							
14	H	Arkansas		8 9								148	H	Appalachian St.		4 0							
14	H	Arkansas		7 2								148	H	Appalachian St.		7 1							
14	H	Arkansas		2 9								148	H	Appalachian St.		3 2							
												170	N	Illinois		3 5							
												170	N	Illinois		7 6							
												182	N	Eastern Mich.		7 2							
												182	N	Eastern Mich.		6 5							
												182	N	Eastern Mich.		2 6							
												182	N	Eastern Mich.		27 9							
												197	A	Alabama		7 4							
												197	A	Alabama		9 5							
												197	A	Alabama		3 0							
												211	A	A&M-Corpus Christi		7 6							
												211	A	A&M-Corpus Christi		9 0							
						13	A	Missouri St.		1 5		4	H	Kentucky		1 6							
						37	A	Ole Miss		6 9		4	H	Kentucky		9 8							
						37	A	Ole Miss		1 3		4	H	Kentucky		2 5							
						37	A	Ole Miss		9 3		278	H	Ark.-Pine Bluff		15 6							
						13	H	Missouri St.		3 5		278	H	Ark.-Pine Bluff		13 1							
												286	H	Chicago St.		7 6							
LAST 10 GAMES																							
						13	A	Missouri St.		1 5		4	H	Kentucky		1 6							
						37	A	Ole Miss		6 9		4	H	Kentucky		9 8							
						37	A	Ole Miss		1 3		4	H	Kentucky		2 5							
						37	A	Ole Miss		9 3		278	H	Ark.-Pine Bluff		15 6							
						13	H	Missouri St.		3 5		278	H	Ark.-Pine Bluff		13 1							

Non-Div. I Games:

Missouri

Average RPI Win:	108	WON-LOST RECORD	WINNING PCT. RANK	LAST 10 GAMES	STRENGTH OF SCHEDULE	OPP. STRENGTH OF SCHEDULE	TEAM RPI	ADJ RPI	CONF. RPI	ADJ CONF. RPI	
Average RPI Loss:	62										
DIV. I ONLY	20-20-0	.5	146	4-6-0	13	28	64	.54916	64	3	3
DIV. I NON-CONF.	14-5-0	.73684	22	2-2-0	92	98	45	.56014	45	4	4
<hr/>											
TOTALS	RPI 1-25	RPI 26-50		W-L RECORDS	RPI 51-100		RPI 101-150		RPI 150+		
20-20-0	4-10-0	3-0-0		OVERALL	3-5-0		5-4-0		5-1-0		
12-11-0	2-8-0	2-0-0		HOME	1-0-0		3-2-0		4-1-0		
8-9-0	2-2-0	1-0-0		AWAY	2-5-0		2-2-0		1-0-0		
0-0-0	0-0-0	0-0-0		NEUTRAL	0-0-0		0-0-0		0-0-0		
14-5-0	1-1-0	3-0-0		NON-CONFERENCE	2-0-0		3-3-0		5-1-0		
10-4-0	0-1-0	2-0-0		HOME	1-0-0		3-2-0		4-1-0		
4-1-0	1-0-0	1-0-		AWAY	1-0-0		0-1-0		1-0-0		
0-0-0	0-0-0	0-0-0		NEUTRAL	0-0-0		0-0-0		0-0-0		
6-15-0	3-9-0	0-0-0		CONFERENCE	1-5-0		2-1-0		0-0-0		
2-7-0	2-7-0	0-0-0		HOME	0-0-0		0-0-0		0-0-0		
4-8-0	1-2-0	0-0-0		AWAY	1-5-0		2-1-0		0-0-0		
0-0-0	0-0-0	0-0-0		NEUTRAL	0-0-0		0-0-0		0-0-0		
RPI	S	Opponent	Score	RPI	S	Opponent	Score	RPI	S	Opponent	Score
2	H	Clemson	5 1	36	H	Oklahoma	2 0	58	H	BYU	5 3
2	H	Clemson	6 13	41	A	Mercer	11 3	70	A	Ga. Southern	10 3
2	H	Clemson	6 11	41	H	Mercer	8 5	80	A	Miami (FL)	8 10
3	H	North Carolina	4 7					80	A	Miami (FL)	7 5
3	H	North Carolina	5 6					80	A	Miami (FL)	7 17
3	H	North Carolina	4 2					88	A	Notre Dame	3 4
6	H	Louisville	4 5					88	A	Notre Dame	3 4
6	H	Louisville	0 3					88	A	Notre Dame	6 9
6	H	Louisville	1 10								
9	A	Wake Forest	8 17								
9	A	Wake Forest	7 6								
9	A	Wake Forest	4 8								
25	A	Auburn	11 8								
25	H	Auburn	4 7								
<hr/>											
LAST 10 GAMES											
111	H	Georgia	5 7	41	H	Mercer	8 5				
120	A	Virginia Tech	6 4	6	H	Louisville	4 5				
120	A	Virginia Tech	13 3	6	H	Louisville	1 10				
120	A	Virginia Tech	4 8	6	H	Louisville	0 3				
215	A	Georgia St.	7 0	111	A	Georgia	1 5				

Non-Div. I Games:

Georgia Tech

Average RPI Win: 139		WON-LOST RECORD		WINNING PCT. RANK		LAST 10 GAMES		STRENGTH OF SCHEDULE		OPP. STRENGTH OF SCHEDULE		TEAM RPI		ADJ RPI		CONF. RPI		ADJ CONF. RPI					
DIV. I ONLY		23-15-0		.60526 74		6-4-0		59		101		65		.54848 65		18		18					
DIV. I NON-CONF.		14-8-0		.63636 65		2-0-0		23		42		35		.56713 35		20		20					
TOTALS		RPI 1-25		RPI 26-50		W-L RECORDS		RPI 51-100		RPI 101-150		RPI 150+											
23-15-0		2-1-0		1-2-0		OVERALL		3-7-0		3-1-0		14-4-0											
10-9-0		1-0-0		1-2-0		HOME		2-4-0		3-1-0		3-2-0											
11-3-0		1-0-0		0-0-0		AWAY		0-1-0		0-0-0		10-2-0											
2-3-0		0-1-0		0-0-0		NEUTRAL		1-2-0		0-0-0		1-0-0											
14-8-0		2-1-0		1-2-0		NON-CONFERENCE		3-4-0		3-1-0		5-0-0											
8-4-0		1-0-0		1-2-0		HOME		2-1-0		3-1-0		1-0-0											
4-1-0		1-0-0		0-0-		AWAY		0-1-0		0-0-0		3-0-0											
2-3-0		0-1-0		0-0-0		NEUTRAL		1-2-0		0-0-0		1-0-0											
9-7-0		0-0-0		0-0-0		CONFERENCE		0-3-0		0-0-0		9-4-0											
2-5-0		0-0-0		0-0-0		HOME		0-3-0		0-0-0		2-2-0											
7-2-0		0-0-0		0-0-0		AWAY		0-0-0		0-0-0		7-2-0											
0-0-0		0-0-0		0-0-0		NEUTRAL		0-0-0		0-0-0		0-0-0											
RPI	S	Opponent		Score		RPI	S	Opponent		Score		RPI	S	Opponent		Score							
3	A	North Carolina		5	2	40	H	St. John's (NY)		4	5	60	N	Kansas		6	1	121	H	Duke	8	4	
4	H	Kentucky		5	4	40	H	St. John's (NY)		7	6	73	H	Bethune-Cookman		4	5	131	H	Bryant	4	1	
12	N	Virginia		2	10	40	H	St. John's (NY)		2	4	73	H	Bethune-Cookman		6	1	131	H	Bryant	3	1	
												73	H	Bethune-Cookman		4	3	131	H	Bryant	6	9	
												83	A	East Carolina		6	8	155	A	Elon	1	0	
												84	H	Winthrop		2	13	156	H	High Point	4	7	
												84	H	Winthrop		3	5	156	H	High Point	14	2	
												84	H	Winthrop		4	11	156	H	High Point	11	1	
												92	N	Kansas St.		3	4	159	A	Gardner-Webb	8	10	
												92	N	Kansas St.		2	8	159	A	Gardner-Webb	17	4	
																		159	A	Gardner-Webb	10	8	
																		177	A	Radford	13	3	
																		177	A	Radford	6	1	
																		177	A	Radford	9	4	
																		177	H	Radford	4	5	
																		181	N	UMBC	8	5	
																		194	A	Charleston So.	17	3	
																		194	A	Charleston So.	12	2	
																		194	A	Charleston So.	4	11	
																		225	A	James Madison	26	1	
																		225	H	James Madison	5	1	
																		226	A	The Citadel	9	1	
						LAST 10 GAMES																	
						159	A	Gardner-Webb		17	4	84	H	Winthrop		4	11						
						159	A	Gardner-Webb		8	10	84	H	Winthrop		3	5						
						159	A	Gardner-Webb		10	8	225	A	James Madison		26	1						
						3	A	North Carolina		5	2	177	A	Radford		13	3						
						84	H	Winthrop		2	13	177	A	Radford		6	1						

Non-Div. I Games:

Liberty

Average RPI Win: 159		WON-LOST RECORD		WINNING PCT. RANK		LAST 10 GAMES		STRENGTH OF SCHEDULE		OPP. STRENGTH OF SCHEDULE		TEAM RPI		ADJ RPI		CONF. RPI		ADJ CONF. RPI	
DIV. I ONLY		25-15-1		.62195 61		5-4-1		65		102		66		.54563 66		9		9	
DIV. I NON-CONF.		14-9-0		.6087 76		1-1-0		84		56		97		.52624 97		10		10	
TOTALS		RPI 1-25		RPI 26-50		W-L RECORDS		RPI 51-100		RPI 101-150		RPI 150+							
25-15-1		0-5-0		1-2-1		OVERALL		4-3-0		5-1-0		15-4-0							
16-10-1		0-3-0		1-2-1		HOME		2-2-0		4-1-0		9-2-0							
9-5-0		0-2-0		0-0-0		AWAY		2-1-0		1-0-0		6-2-0							
0-0-0		0-0-0		0-0-0		NEUTRAL		0-0-0		0-0-0		0-0-0							
14-9-0		0-5-0		0-1-0		NON-CONFERENCE		1-0-0		5-1-0		8-2-0							
11-7-0		0-3-0		0-1-0		HOME		1-0-0		4-1-0		6-2-0							
3-2-0		0-2-0		0-0-		AWAY		0-0-0		1-0-0		2-0-0							
0-0-0		0-0-0		0-0-0		NEUTRAL		0-0-0		0-0-0		0-0-0							
11-6-1		0-0-0		1-1-1		CONFERENCE		3-3-0		0-0-0		7-2-0							
5-3-1		0-0-0		1-1-1		HOME		1-2-0		0-0-0		3-0-0							
6-3-0		0-0-0		0-0-0		AWAY		2-1-0		0-0-0		4-2-0							
0-0-0		0-0-0		0-0-0		NEUTRAL		0-0-0		0-0-0		0-0-0							
RPI S	Opponent		Score		RPI S	Opponent		Score		RPI S	Opponent		Score		RPI S	Opponent		Score	
3 A	North Carolina		6	7	40 H	St. John's (NY)		4	7	52 A	South Ala.		3	4	110 H	Western Caro.		4	5
8 H	West Virginia		9	22	49 H	Louisiana		9	8	52 A	South Ala.		11	9	127 H	San Francisco		7	5
8 H	West Virginia		1	4	49 H	Louisiana		7	7	52 A	South Ala.		4	3	127 H	San Francisco		6	1
9 A	Wake Forest		9	19	49 H	Louisiana		0	1	70 H	Ga. Southern		2	3	132 H	Ball St.		1	0
9 H	Wake Forest		8	13						70 H	Ga. Southern		6	7	141 A	Col. of Charleston		8	5
										70 H	Ga. Southern		6	5	141 H	Col. of Charleston		16	7
										84 H	Winthrop		8	3	169 A	Texas St.		4	3
															169 A	Texas St.		4	5
															169 A	Texas St.		7	10
															170 H	Illinois		3	2
															170 H	Illinois		6	0
															170 H	Illinois		6	7
															183 A	UNCW		4	1
															183 H	UNCW		13	2
															187 H	Arkansas St.		6	1
															187 H	Arkansas St.		11	6
															187 H	Arkansas St.		5	0
															212 H	Albany (NY)		14	0
															215 A	Georgia St.		17	0
															215 A	Georgia St.		4	0
															215 A	Georgia St.		8	5
															221 H	George Mason		9	8
															225 H	James Madison		3	11
															226 A	The Citadel		9	6
															256 H	Richmond		8	5
LAST 10 GAMES																			
				70 H	Ga. Southern		2	3	52 A	South Ala.		11	9	221 H	George Mason		9	8	
				70 H	Ga. Southern		6	7	52 A	South Ala.		4	3	226 A	The Citadel		9	6	
				70 H	Ga. Southern		6	5	9 A	Wake Forest		9	19	256 H	Richmond		8	5	
				141 A	Col. of Charleston		8	5	49 H	Louisiana		7	7						
				52 A	South Ala.		3	4	49 H	Louisiana		9	8						

Non-Div. I Games:

Coastal Caro.

FGCU

FGCU

K
e
n
t
s
t

Kent St.

RPI	S	Opponent	Score	
263	A	Bowling Green	3	9
263	H	Bowling Green	3	0

Kent St.

K
e
n
t
S
t
.

K
e
n
t
S
t
.

Average RPI Win: 155		WON-LOST	WINNING	LAST 10	STRENGTH OF		OPP. STRENGTH	TEAM	ADJ		CONF.	ADJ CONF.
Average RPI Loss: 76		RECORD	PCT. RANK	GAMES	SCHEDULE		OF SCHEDULE	RPI	RPI		RPI	RPI
DIV. I ONLY		25-14-0	.64103	52	9-1-0		192	29	69		.54293	69
DIV. I NON-CONF.		11-10-0	.52381	131	2-0-0		96	2	52		.55512	52
TOTALS		RPI 1-25	RPI 26-50		W-L RECORDS		RPI 51-100		RPI 101-150		RPI 150+	
25-14-0		0-0-0	3-7-0		OVERALL		4-3-0		8-2-0		10-2-0	
9-3-0		0-0-0	1-1-0		HOME		2-1-0		3-1-0		3-0-0	
14-9-0		0-0-0	2-4-0		AWAY		2-2-0		3-1-0		7-2-0	
2-2-0		0-0-0	0-2-0		NEUTRAL		0-0-0		2-0-0		0-0-0	
11-10-0		0-0-0	3-7-0		NON-CONFERENCE		2-2-0		6-1-0		0-0-0	
2-1-0		0-0-0	1-1-0		HOME		0-0-0		1-0-0		0-0-0	
7-7-0		0-0-0	2-0-		AWAY		2-2-0		3-1-0		0-0-0	
2-2-0		0-0-0	0-2-0		NEUTRAL		0-0-0		2-0-0		0-0-0	
14-4-0		0-0-0	0-0-0		CONFERENCE		2-1-0		2-1-0		10-2-0	
7-2-0		0-0-0	0-0-0		HOME		2-1-0		2-1-0		3-0-0	
7-2-0		0-0-0	0-0-0		AWAY		0-0-0		0-0-0		7-2-0	
0-0-0		0-0-0	0-0-0		NEUTRAL		0-0-0		0-0-0		0-0-0	
RPI S	Opponent	Score	RPI S	Opponent	Score	RPI S	Opponent	Score	RPI S	Opponent	Score	
			26 N	Indiana	3 12	61 H	San Diego	3 0	109 A	UC Santa Barbara	4 1	
			26 N	Indiana	1 5	61 H	San Diego	9 2	121 N	Duke	6 1	
			32 A	Cal St. Fullerton	3 4	61 H	San Diego	1 4	121 N	Duke	4 1	
			32 A	Cal St. Fullerton	1 0	72 A	California	8 3	127 H	San Francisco	4 3	
			32 A	Cal St. Fullerton	2 3	72 A	California	7 8	127 H	San Francisco	8 1	
			48 A	UCLA	1 6	72 A	California	5 2	127 H	San Francisco	2 7	
			48 A	UCLA	2 1	72 A	California	5 9	128 A	Washington St.	7 3	
			48 A	UCLA	4 5				128 H	Washington St.	9 4	
			50 H	Washington	4 5				134 A	UC Riverside	10 3	
			50 H	Washington	8 7				137 A	Cal Poly	1 6	
									166 A	Pepperdine	2 1	
									166 A	Pepperdine	1 2	
									166 A	Pepperdine	3 5	
									227 H	Pacific	9 0	
									227 H	Pacific	4 0	
									227 H	Pacific	9 4	
									266 A	Santa Clara	9 8	
									266 A	Santa Clara	13 7	
									266 A	Santa Clara	7 6	
									280 A	Portland	7 4	
									280 A	Portland	13 0	
									280 A	Portland	3 2	
LAST 10 GAMES												
			128 A	Washington St.	7 3	266 A	Santa Clara	9 8				
			280 A	Portland	3 2	266 A	Santa Clara	13 7				
			280 A	Portland	7 4	266 A	Santa Clara	7 6				
			280 A	Portland	13 0	61 H	San Diego	1 4				
			128 H	Washington St.	9 4	61 H	San Diego	3 0				

Non-Div. I Games:

Gonzaga

Average RPI Win:	148	WON-LOST RECORD	WINNING PCT. RANK	LAST 10 GAMES		STRENGTH OF SCHEDULE	OPP. STRENGTH OF SCHEDULE	TEAM RPI	ADJ RPI	CONF. RPI	ADJ CONF. RPI	
DIV. I ONLY		28-14-0	.66667	38	8-2-0	160	72	70	.54196	70	9	9
DIV. I NON-CONF.		17-7-0	.70833	33	4-0-0	199	45	65	.54332	65	10	10
<hr/>												
TOTALS	RPI 1-25		RPI 26-50		W-L RECORDS		RPI 51-100		RPI 101-150		RPI 150+	
28-14-0	0-0-0		2-0-0		OVERALL		6-7-0		10-5-0		10-2-0	
15-8-0	0-0-0		1-0-0		HOME		3-4-0		5-3-0		6-1-0	
13-6-0	0-0-0		1-0-0		AWAY		3-3-0		5-2-0		4-1-0	
0-0-0	0-0-0		0-0-0		NEUTRAL		0-0-0		0-0-0		0-0-0	
17-7-0	0-0-0		2-0-0		NON-CONFERENCE		3-4-0		4-2-0		8-1-0	
10-4-0	0-0-0		1-0-0		HOME		2-2-0		3-2-0		4-0-0	
7-3-0	0-0-0		1-0-		AWAY		1-2-0		1-0-0		4-1-0	
0-0-0	0-0-0		0-0-0		NEUTRAL		0-0-0		0-0-0		0-0-0	
11-7-0	0-0-0		0-0-0		CONFERENCE		3-3-0		6-3-0		2-1-0	
5-4-0	0-0-0		0-0-0		HOME		1-2-0		2-1-0		2-1-0	
6-3-0	0-0-0		0-0-0		AWAY		2-1-0		4-2-0		0-0-0	
0-0-0	0-0-0		0-0-0		NEUTRAL		0-0-0		0-0-0		0-0-0	
<hr/>												
RPI	S	Opponent	Score	RPI	S	Opponent	Score	RPI	S	Opponent	Score	
				41	A	Mercer	15 7					
				41	H	Mercer	4 3					
								52	H	South Ala.	6 19	
								52	H	South Ala.	8 5	
								52	H	South Ala.	0 5	
								64	H	Georgia Tech	3 10	
								66	A	Coastal Caro.	7 6	
								66	A	Coastal Caro.	5 6	
								66	A	Coastal Caro.	3 2	
								95	A	Memphis	7 6	
								95	A	Memphis	2 5	
								95	A	Memphis	8 9	
								100	H	Middle Tenn.	7 6	
								100	H	Middle Tenn.	5 6	
								100	H	Middle Tenn.	8 5	
												</

Non-Div. I Games:

Ga. Southern

Average RPI Win:	123	WON-LOST RECORD	WINNING PCT. RANK	LAST 10 GAMES	STRENGTH OF SCHEDULE	OPP. STRENGTH OF SCHEDULE	TEAM RPI	ADJ RPI	CONF. RPI	ADJ CONF. RPI		
DIV. I ONLY		26-13-1	.6625	40	5-5-0	165	18	71	.54129	71	6	6
DIV. I NON-CONF.		14-7-1	.65909	58	2-1-0	197	11	99	.52558	99	6	6
<hr/>												
TOTALS	RPI 1-25	RPI 26-50		W-L RECORDS		RPI 51-100		RPI 101-150		RPI 150+		
26-13-1	0-0-0	4-2-1		OVERALL		9-7-0		3-1-0		10-3-0		
19-6-1	0-0-0	1-1-1		HOME		7-2-0		3-1-0		8-2-0		
7-7-0	0-0-0	3-1-0		AWAY		2-5-0		0-0-0		2-1-0		
0-0-0	0-0-0	0-0-0		NEUTRAL		0-0-0		0-0-0		0-0-0		
<hr/>												
14-7-1	0-0-0	2-1-1		NON-CONFERENCE		3-4-0		1-0-0		8-2-0		
12-4-1	0-0-0	1-1-1		HOME		2-1-0		1-0-0		8-2-0		
2-3-0	0-0-0	1-0-		AWAY		1-3-0		0-0-0		0-0-0		
0-0-0	0-0-0	0-0-0		NEUTRAL		0-0-0		0-0-0		0-0-0		
<hr/>												
12-6-0	0-0-0	2-1-0		CONFERENCE		6-3-0		2-1-0		2-1-0		
7-2-0	0-0-0	0-0-0		HOME		5-1-0		2-1-0		0-0-0		
5-4-0	0-0-0	2-1-0		AWAY		1-2-0		0-0-0		2-1-0		
0-0-0	0-0-0	0-0-0		NEUTRAL		0-0-0		0-0-0		0-0-0		
<hr/>												
RPI	S	Opponent	Score	RPI	S	Opponent	Score	RPI	S	Opponent	Score	
				26	H	Indiana	6 2					
				26	H	Indiana	4 8					
				26	H	Indiana	6 6					
				29	A	UCF	8 3					
				47	A	Charlotte	5 11					
				47	A	Charlotte	7 4					
				47	A	Charlotte	13 10					

Non-Div. I Games:

Fla. Atlantic

Average RPI Win:		108	WON-LOST RECORD		WINNING PCT. RANK		LAST 10 GAMES		STRENGTH OF SCHEDULE		OPP. STRENGTH OF SCHEDULE		TEAM RPI		ADJ RPI		CONF. RPI		ADJ CONF. RPI				
DIV. I ONLY			19-19-0		.5	146	5-5-0		32		20		72		.54097		72	4		4			
DIV. I NON-CONF.			8-10-0		.44444	193	0-2-0		9		64		68		.54186		68	2		2			
TOTALS		RPI 1-25		RPI 26-50		W-L RECORDS		RPI 51-100		RPI 101-150		RPI 150+											
19-19-0		0-7-0		1-5-0		OVERALL		7-5-0		8-2-0		3-0-0											
15-6-0		0-1-0		0-0-0		HOME		7-4-0		8-1-0		0-0-0											
4-13-0		0-6-0		1-5-0		AWAY		0-1-0		0-1-0		3-0-0											
0-0-0		0-0-0		0-0-0		NEUTRAL		0-0-0		0-0-0		0-0-0											
8-10-0		0-5-0		0-0-0		NON-CONFERENCE		3-3-0		2-2-0		3-0-0											
5-4-0		0-1-0		0-0-0		HOME		3-2-0		2-1-0		0-0-0											
3-6-0		0-4-0		0-0-		AWAY		0-1-0		0-1-0		3-0-0											
0-0-0		0-0-0		0-0-0		NEUTRAL		0-0-0		0-0-0		0-0-0											
11-9-0		0-2-0		1-5-0		CONFERENCE		4-2-0		6-0-0		0-0-0											
10-2-0		0-0-0		0-0-0		HOME		4-2-0		6-0-0		0-0-0											
1-7-0		0-2-0		1-5-0		AWAY		0-0-0		0-0-0		0-0-0											
0-0-0		0-0-0		0-0-0		NEUTRAL		0-0-0		0-0-0		0-0-0											
RPI	S	Opponent		Score		RPI	S	Opponent		Score		RPI	S	Opponent		Score		RPI	S	Opponent		Score	
5	A	Texas Tech		2	4	33	A	Utah		8	16	55	H	Oregon		1	7	101	H	Arizona St.		10	2
5	A	Texas Tech		2	3	33	A	Utah		3	9	55	H	Oregon		4	1	101	H	Arizona St.		6	4
5	A	Texas Tech		1	5	33	A	Utah		8	7	55	H	Oregon		2	13	101	H	Arizona St.		9	6
5	A	Texas Tech		2	11	48	A	UCLA		4	9	62	H	Minnesota		7	1	127	A	San Francisco		2	7
18	A	Stanford		4	8	48	A	UCLA		5	9	69	H	Gonzaga		3	8	128	H	Washington St.		12	2
18	A	Stanford		4	6	48	A	UCLA		0	20	69	H	Gonzaga		8	7	128	H	Washington St.		9	5
23	H	Long Beach St.		1	3							69	H	Gonzaga		9	5	128	H	Washington St.		7	2
												69	H	Gonzaga		2	5	137	H	Cal Poly		4	3
												81	A	Saint Mary's (CA)		7	24	137	H	Cal Poly		4	6
												99	H	Southern California		13	9	137	H	Cal Poly		8	1
												99	H	Southern California		8	6	166	A	Pepperdine		12	7
												99	H	Southern California		9	8	166	A	Pepperdine		3	1
																		166	A	Pepperdine		3	2
LAST 10 GAMES																							
127	A	San Francisco		2	7	33	A	Utah		8	7												
99	H	Southern California		8	6	33	A	Utah		8	16												
99	H	Southern California		9	8	33	A	Utah		3	9												
99	H	Southern California		13	9	81	A	Saint Mary's (CA)		7	24												
18	A	Stanford		4	6	101	H	Arizona St.		10	2												

Non-Div. I Games:

California

Average RPI Win:	157	WON-LOST	WINNING	LAST 10	STRENGTH OF	OPP. STRENGTH	TEAM	ADJ	CONF.	ADJ CONF.	
Average RPI Loss:	104	RECORD	PCT. RANK	GAMES	SCHEDULE	OF SCHEDULE	RPI	RPI	RPI	RPI	
DIV. I ONLY	23-19-0	.54762	111	4-6-0	61	140	73	.53981	73	27	27
DIV. I NON-CONF.	13-12-0	.52	138	0-2-0	7	74	43	.56096	43	27	27
<hr/>											
TOTALS	RPI 1-25	RPI 26-50		W-L RECORDS		RPI 51-100		RPI 101-150		RPI 150+	
23-19-0	0-0-0	0-2-0		OVERALL		10-13-0		2-1-0		11-3-0	
14-6-0	0-0-0	0-1-0		HOME		7-4-0		1-1-0		6-0-0	
9-13-0	0-0-0	0-1-0		AWAY		3-9-0		1-0-0		5-3-0	
0-0-0	0-0-0	0-0-0		NEUTRAL		0-0-0		0-0-0		0-0-0	
13-12-0	0-0-0	0-2-0		NON-CONFERENCE		8-9-0		2-1-0		3-0-0	
10-4-0	0-0-0	0-1-0		HOME		6-2-0		1-1-0		3-0-0	
3-8-0	0-0-0	0-0-		AWAY		2-7-0		1-0-0		0-0-0	
0-0-0	0-0-0	0-0-0		NEUTRAL		0-0-0		0-0-0		0-0-0	
10-7-0	0-0-0	0-0-0		CONFERENCE		2-4-0		0-0-0		8-3-0	
4-2-0	0-0-0	0-0-0		HOME		1-2-0		0-0-0		3-0-0	
6-5-0	0-0-0	0-0-0		AWAY		1-2-0		0-0-0		5-3-0	
0-0-0	0-0-0	0-0-0		NEUTRAL		0-0-0		0-0-0		0-0-0	
RPI	S	Opponent	Score	RPI	S	Opponent	Score	RPI	S	Opponent	Score
29	A	UCF	1 5	65	A	Liberty	3 4	103	A	North Florida	10 2
29	H	UCF	4 5	65	A	Liberty	5 4	103	H	North Florida	4 5
				65	A	Liberty	1 6	115	H	Dartmouth	9 2
				67	A	FGCU	4 7	151	H	Fairfield	9 5
				67	A	FGCU	13 7	151	H	Fairfield	7 5
				67	A	FGCU	3 8	200	H	Stetson	9 8
				71	A	Fla. Atlantic	6 9	220	A	N.C. A&T	10 4
				71	H	Fla. Atlantic	6 12	220	A	N.C. A&T	5 6
				74	A	Jacksonville	9 24	220	A	N.C. A&T	10 5
				74	H	Jacksonville	5 4	259	A	N.C. Central	6 0
				78	A	FIU	1 3	259	A	N.C. Central	2 10
				87	H	Boston College	3 2	259	H	N.C. Central	15 5
				87	H	Boston College	2 1	259	H	N.C. Central	7 5
				87	H	Boston College	6 5	259	H	N.C. Central	13 1
				94	H	Tennessee Tech	5 4	287	A	Savannah St.	1 0
				94	H	Tennessee Tech	0 5	287	A	Savannah St.	8 4
				94	H	Tennessee Tech	3 1	287	A	Savannah St.	7 8
				98	A	Florida A&M	9 10				
				98	A	Florida A&M	8 1				
				98	A	Florida A&M	1 3				
				LAST 10 GAMES							
				259	A	N.C. Central	2 10				
				259	A	N.C. Central	6 0				
				29	A	UCF	1 5				
				98	A	Florida A&M	8 1				
				98	A	Florida A&M	9 10				

Non-Div. I Games:

Bethune-Cookman

RPI	S	Opponent	Score
98	H	Florida A&M	6 11
98	H	Florida A&M	5 1
98	H	Florida A&M	3 4

98	A Florida A&M	1	3
78	A FIU	1	3
287	A Savannah St.	7	8
287	A Savannah St.	8	4
287	A Savannah St.	1	0

Average RPI Win:		157	WON-LOST RECORD		WINNING PCT. RANK		LAST 10 GAMES		STRENGTH OF SCHEDULE		OPP. STRENGTH OF SCHEDULE		TEAM RPI		ADJ RPI		CONF. RPI		ADJ CONF. RPI				
DIV. I ONLY			25-17-0		.59524 79		9-1-0		106		88		74		.5392 74		20		20				
DIV. I NON-CONF.			15-14-0		.51724 142		2-0-0		49		47		98		.52606 98		22		22				
TOTALS		RPI 1-25		RPI 26-50		W-L RECORDS		RPI 51-100		RPI 101-150		RPI 150+											
25-17-0		2-4-0		1-4-0		OVERALL		6-3-0		2-2-0		14-4-0											
14-7-0		1-1-0		1-1-0		HOME		2-0-0		0-1-0		10-4-0											
10-9-0		1-3-0		0-3-0		AWAY		3-2-0		2-1-0		4-0-0											
1-1-0		0-0-0		0-0-0		NEUTRAL		1-1-0		0-0-0		0-0-0											
15-14-0		2-4-0		1-4-0		NON-CONFERENCE		4-2-0		0-0-0		8-4-0											
11-6-0		1-1-0		1-1-0		HOME		2-0-0		0-0-0		7-4-0											
3-7-0		1-3-0		0-0-		AWAY		1-1-0		0-0-0		1-0-0											
1-1-0		0-0-0		0-0-0		NEUTRAL		1-1-0		0-0-0		0-0-0											
10-3-0		0-0-0		0-0-0		CONFERENCE		2-1-0		2-2-0		6-0-0											
3-1-0		0-0-0		0-0-0		HOME		0-0-0		0-1-0		3-0-0											
7-2-0		0-0-0		0-0-0		AWAY		2-1-0		2-1-0		3-0-0											
0-0-0		0-0-0		0-0-0		NEUTRAL		0-0-0		0-0-0		0-0-0											
RPI	S	Opponent		Score		RPI	S	Opponent		Score		RPI	S	Opponent		Score							
7	H	Florida		3	2	28	A	South Fla.		6	12	67	A	FGCU		0	4	103	H	North Florida		5	7
8	A	West Virginia		1	8	29	A	UCF		0	4	67	A	FGCU		5	2	143	A	Kennesaw St.		7	5
8	A	West Virginia		8	2	29	A	UCF		1	10	67	A	FGCU		10	5	143	A	Kennesaw St.		1	6
8	A	West Virginia		3	5	29	H	UCF		7	1	73	A	Bethune-Cookman		4	5	143	A	Kennesaw St.		4	3
24	A	Florida St.		9	10	29	H	UCF		3	10	73	H	Bethune-Cookman		24	9	174	H	Valparaiso		3	6
24	H	Florida St.		5	6							91	N	Morehead St.		6	0	174	H	Valparaiso		6	3
												91	N	Morehead St.		2	5	174	H	Valparaiso		2	5
												98	A	Florida A&M		12	5	178	H	Lipscomb		6	5
												98	H	Florida A&M		10	6	178	H	Lipscomb		5	3
																		178	H	Lipscomb		2	1
																		193	H	Harvard		5	3
																		193	H	Harvard		1	4
																		193	H	Harvard		12	1
																		193	H	Harvard		2	1
																		215	H	Georgia St.		2	5
																		215	H	Georgia St.		7	2
																		215	H	Georgia St.		9	8
																		223	A	Jackson St.		7	1
																		287	H	Savannah St.		9	7
																		290	A	NJIT		4	3
																		290	A	NJIT		13	11
																		290	A	NJIT		5	3

W
r
i
g
h
t
s
t

Wright St.

RPI	S	Opponent	Score	
262	A	Youngstown St.	16	4
262	A	Youngstown St.	11	8
265	A	USC Upstate	5	1
275	H	Dayton	5	4

Wright St.

W
r
i
g
h
t
S
t
.

W
r
i
g
h
t
S
t
.

Average RPI Win:	147	WON-LOST RECORD	WINNING PCT. RANK	LAST 10 GAMES	STRENGTH OF SCHEDULE	OPP. STRENGTH OF SCHEDULE	TEAM RPI	ADJ RPI	CONF. RPI	ADJ CONF. RPI		
DIV. I ONLY		28-13-0	.68293	30	8-2-0	176	57	76	.53898	76	12	12
DIV. I NON-CONF.		14-9-0	.6087	76	1-1-0	175	15	109	.52028	109	11	11
<hr/>												
TOTALS	RPI 1-25	RPI 26-50		W-L RECORDS		RPI 51-100		RPI 101-150		RPI 150+		
28-13-0	0-0-0	0-3-0		OVERALL		5-2-0		12-7-0		11-1-0		
15-9-0	0-0-0	0-3-0		HOME		3-1-0		5-4-0		7-1-0		
13-4-0	0-0-0	0-0-0		AWAY		2-1-0		7-3-0		4-0-0		
0-0-0	0-0-0	0-0-0		NEUTRAL		0-0-0		0-0-0		0-0-0		
14-9-0	0-0-0	0-3-0		NON-CONFERENCE		1-0-0		10-6-0		3-0-0		
8-7-0	0-0-0	0-3-0		HOME		1-0-0		5-4-0		2-0-0		
6-2-0	0-0-0	0-0-		AWAY		0-0-0		5-2-0		1-0-0		
0-0-0	0-0-0	0-0-0		NEUTRAL		0-0-0		0-0-0		0-0-0		
14-4-0	0-0-0	0-0-0		CONFERENCE		4-2-0		2-1-0		8-1-0		
7-2-0	0-0-0	0-0-0		HOME		2-1-0		0-0-0		5-1-0		
7-2-0	0-0-0	0-0-0		AWAY		2-1-0		2-1-0		3-0-0		
0-0-0	0-0-0	0-0-0		NEUTRAL		0-0-0		0-0-0		0-0-0		
RPI	S	Opponent	Score	RPI	S	Opponent	Score	RPI	S	Opponent	Score	
30	H	Michigan	2 14	58	H	BYU	2 0	101	A	Arizona St.	8 5	
45	H	Tennessee	4 8	58	H	BYU	9 5	101	A	Arizona St.	3 2	
50	H	Washington	7 8	58	H	BYU	3 5	101	A	Arizona St.	1 2	
				81	A	Saint Mary's (CA)	7 0	109	H	UC Santa Barbara	3 6	
				81	A	Saint Mary's (CA)	0 1	109	H	UC Santa Barbara	1 0	
				81	A	Saint Mary's (CA)	12 3	109	H	UC Santa Barbara	8 2	
				99	H	Southern California	4 3	127	A	San Francisco	0 4	
								127	A	San Francisco	3 2	
								127	A	San Francisco	6 5	
								128	H	Washington St.	18 5	
								128	H	Washington St.	4 7	
								128	H	Washington St.	3 6	
								128	H	Washington St.	7 3	
								134	H	UC Riverside	9 8	
								137	A	Cal Poly	6 5	
								137	A	Cal Poly	4 0	
								137	A	Cal Poly	1 16	
								142	A	UC Irvine	4 2	
								142	H	UC Irvine	6 7	
								166	A	Pepperdine	5 1	
								166	A	Pepperdine	4 2	
								166	A	Pepperdine	7 3	
								175	A	CSUN	18 10	
								81	A	Saint Mary's (CA)	6 1	
								81	A	Saint Mary's (CA)	12 3	
								50	H	Washington	7 8	
								186	H	CSU Bakersfield	10 7	
								227	H	Pacific	15 6	
								266	H	Santa Clara	5 1	
								266	H	Santa Clara	6 3	
								227	H	Pacific	8 7	

Non-Div. I Games:

Loyola Marymount

Loyola Marymount

Average RPI Win: 77		WON-LOST RECORD		WINNING PCT. RANK		LAST 10 GAMES		STRENGTH OF SCHEDULE		OPP. STRENGTH OF SCHEDULE		TEAM RPI		ADJ RPI		CONF. RPI		ADJ CONF. RPI			
DIV. I ONLY		21-21-0		.5 146		7-3-0		17		60		77		.53849 77		5		5			
DIV. I NON-CONF.		13-17-0		.43333 198		3-1-0		37		49		143		.50293 143		5		5			
TOTALS		RPI 1-25		RPI 26-50		W-L RECORDS		RPI 51-100		RPI 101-150		RPI 150+									
21-21-0		5-1-0		8-5-0		OVERALL		0-5-0		4-6-0		4-4-0									
15-12-0		4-1-0		6-2-0		HOME		0-4-0		2-1-0		3-4-0									
6-9-0		1-0-0		2-3-0		AWAY		0-1-0		2-5-0		1-0-0									
0-0-0		0-0-0		0-0-0		NEUTRAL		0-0-0		0-0-0		0-0-0									
13-17-0		5-1-0		2-2-0		NON-CONFERENCE		0-5-0		2-5-0		4-4-0									
10-11-0		4-1-0		1-1-0		HOME		0-4-0		2-1-0		3-4-0									
3-6-0		1-0-0		1-0-		AWAY		0-1-0		0-4-0		1-0-0									
0-0-0		0-0-0		0-0-0		NEUTRAL		0-0-0		0-0-0		0-0-0									
8-4-0		0-0-0		6-3-0		CONFERENCE		0-0-0		2-1-0		0-0-0									
5-1-0		0-0-0		5-1-0		HOME		0-0-0		0-0-0		0-0-0									
3-3-0		0-0-0		1-2-0		AWAY		0-0-0		2-1-0		0-0-0									
0-0-0		0-0-0		0-0-0		NEUTRAL		0-0-0		0-0-0		0-0-0									
RPI	S	Opponent		Score		RPI	S	Opponent		Score		RPI	S	Opponent		Score					
8	H	West Virginia		9	8	27	A	Southern Miss.		1	2	54	A	Southeastern La.		5	8	108	A Cincinnati	1	11
8	H	West Virginia		6	0	27	H	Southern Miss.		10	8	61	H	San Diego		2	6	108	A Cincinnati	6	2
8	H	West Virginia		5	18	28	H	South Fla.		6	4	61	H	San Diego		4	5	108	A Cincinnati	16	8
16	A	LSU		7	6	28	H	South Fla.		4	3	61	H	San Diego		4	11	109	A UC Santa Barbara	4	7
16	H	LSU		9	6	28	H	South Fla.		5	7	61	H	San Diego		4	7	109	A UC Santa Barbara	1	14
22	H	McNeese		10	2	31	A	Houston		7	1							109	A UC Santa Barbara	5	6
						31	A	Houston		2	12							133	H Columbia	5	11
						31	A	Houston		7	8							133	H Columbia	8	7
						46	H	UConn		6	5							133	H Columbia	7	0
						46	H	UConn		8	3							135	A New Orleans	5	9
						46	H	UConn		3	1							168	A Nicholls St.	3	2
						49	A	Louisiana		6	4							168	H Nicholls St.	9	3
						49	H	Louisiana		0	1							200	H Stetson	7	6
																		200	H Stetson	1	5
																		200	H Stetson	10	12
																		222	H Air Force	2	3
																		222	H Air Force	4	3
																		233	H Army West Point	4	7

FIU

Average RPI Win: 124		WON-LOST RECORD		WINNING PCT. RANK		LAST 10 GAMES		STRENGTH OF SCHEDULE		OPP. STRENGTH OF SCHEDULE		TEAM RPI		ADJ RPI		CONF. RPI		ADJ CONF. RPI					
DIV. I ONLY		26-17-0		.60465 77		7-3-0		89		65		78		.53846 78		6		6					
DIV. I NON-CONF.		16-9-0		.64 63		3-1-0		98		95		86		.53316 86		6		6					
TOTALS		RPI 1-25		RPI 26-50		W-L RECORDS		RPI 51-100		RPI 101-150		RPI 150+											
26-17-0		1-1-0		2-4-0		OVERALL		11-6-0		3-3-0		9-3-0											
15-12-0		0-0-0		1-2-0		HOME		6-5-0		1-2-0		7-3-0											
11-5-0		1-1-0		1-2-0		AWAY		5-1-0		2-1-0		2-0-0											
0-0-0		0-0-0		0-0-0		NEUTRAL		0-0-0		0-0-0		0-0-0											
16-9-0		1-1-0		0-0-0		NON-CONFERENCE		7-4-0		1-2-0		7-2-0											
10-8-0		0-0-0		0-0-0		HOME		4-4-0		1-2-0		5-2-0											
6-1-0		1-1-0		0-0-		AWAY		3-0-0		0-0-0		2-0-0											
0-0-0		0-0-0		0-0-0		NEUTRAL		0-0-0		0-0-0		0-0-0											
10-8-0		0-0-0		2-4-0		CONFERENCE		4-2-0		2-1-0		2-1-0											
5-4-0		0-0-0		1-2-0		HOME		2-1-0		0-0-0		2-1-0											
5-4-0		0-0-0		1-2-0		AWAY		2-1-0		2-1-0		0-0-0											
0-0-0		0-0-0		0-0-0		NEUTRAL		0-0-0		0-0-0		0-0-0											
RPI	S	Opponent		Score		RPI	S	Opponent		Score		RPI	S	Opponent		Score							
17	A	Mississippi St.		7	9	27	A	Southern Miss.		1	5	67	A	FGCU		12	5	114	A	Marshall	6	22	
17	A	Mississippi St.		8	3	27	A	Southern Miss.		4	15	67	H	FGCU		7	0	114	A	Marshall	11	5	
						27	A	Southern Miss.		10	4	68	H	Kent St.		7	6	114	A	Marshall	4	3	
						47	H	Charlotte		5	4	68	H	Kent St.		2	3	116	H	Jacksonville St.	6	12	
						47	H	Charlotte		0	4	68	H	Kent St.		2	3	116	H	Jacksonville St.	5	0	
						47	H	Charlotte		7	8	68	H	Kent St.		5	13	116	H	Jacksonville St.	5	6	
												73	H	Bethune-Cookman		3	1	192	H	UAB	5	8	
												79	A	Rice		4	3	192	H	UAB	6	2	
												79	A	Rice		4	8	192	H	UAB	12	6	
												79	A	Rice		7	5	194	H	Charleston So.	8	0	
												80	A	Miami (FL)		12	1	194	H	Charleston So.	15	8	
												80	A	Miami (FL)		5	4	194	H	Charleston So.	5	6	
												80	H	Miami (FL)		3	2	200	A	Stetson	9	0	
												80	H	Miami (FL)		7	8	200	A	Stetson	10	6	
												93	H	UTSA		7	6	253	H	Manhattan	5	1	
												93	H	UTSA		5	10	253	H	Manhattan	7	3	
												93	H	UTSA		4	3	253	H	Manhattan	2	3	
																		253	H	Manhattan	5	3	
						LAST 10 GAMES																	
						80	A	Miami (FL)		5	4	67	H	FGCU		7	0						
						80	H	Miami (FL)		7	8	67	A	FGCU		12	5						
						114	A	Marshall		4	3	93	H	UTSA		4	3						
						114	A	Marshall		11	5	93	H	UTSA		5	10						
						114	A	Marshall		6	22	93	H	UTSA		7	6						

Non-Div. I Games:

FIU

Rice

Average RPI Win:	90	WON-LOST RECORD	WINNING PCT. RANK	LAST 10 GAMES	STRENGTH OF SCHEDULE	OPP. STRENGTH OF SCHEDULE	TEAM RPI	ADJ RPI	CONF. RPI	ADJ CONF. RPI					
DIV. I ONLY		16-25-0	.39024	231	6-4-0	2	50	79	.53778	79	6	6			
DIV. I NON-CONF.		9-14-0	.3913	213	1-0-0	3	29	71	.54061	71	6	6			
<hr/>															
TOTALS	RPI 1-25	RPI 26-50		W-L RECORDS		RPI 51-100		RPI 101-150		RPI 150+					
16-25-0	2-3-0	6-10-0		OVERALL		4-8-0		0-1-0		4-3-0					
8-14-0	2-2-0	3-4-0		HOME		2-6-0		0-0-0		1-2-0					
8-11-0	0-1-0	3-6-0		AWAY		2-2-0		0-1-0		3-1-0					
0-0-0	0-0-0	0-0-0		NEUTRAL		0-0-0		0-0-0		0-0-0					
9-14-0	2-3-0	4-3-0		NON-CONFERENCE		2-4-0		0-1-0		1-3-0					
5-8-0	2-2-0	1-0-0		HOME		1-4-0		0-0-0		1-2-0					
4-6-0	0-1-0	3-0-		AWAY		1-0-0		0-1-0		0-1-0					
0-0-0	0-0-0	0-0-0		NEUTRAL		0-0-0		0-0-0		0-0-0					
7-11-0	0-0-0	2-7-0		CONFERENCE		2-4-0		0-0-0		3-0-0					
3-6-0	0-0-0	2-4-0		HOME		1-2-0		0-0-0		0-0-0					
4-5-0	0-0-0	0-3-0		AWAY		1-2-0		0-0-0		3-0-0					
0-0-0	0-0-0	0-0-0		NEUTRAL		0-0-0		0-0-0		0-0-0					
<hr/>															
RPI S	Opponent	Score		RPI S	Opponent	Score		RPI S	Opponent	Score		RPI S	Opponent	Score	
11 A	TCU	5	13	27 H	Southern Miss.	4	15	54 H	Southeastern La.	4	8	125 A	Lamar University	4	10
18 H	Stanford	0	2	27 H	Southern Miss.	6	17	54 H	Southeastern La.	15	5	166 H	Pepperdine	7	6
18 H	Stanford	12	2	27 H	Southern Miss.	11	4	54 H	Southeastern La.	4	12	166 H	Pepperdine	2	5
18 H	Stanford	6	16	31 A	Houston	9	0	57 H	DBU	4	8	166 H	Pepperdine	5	7
18 H	Stanford	4	0	31 H	Houston	4	3	71 A	Fla. Atlantic	2	3	169 A	Texas St.	4	13
				34 A	Old Dominion	5	6	71 A	Fla. Atlantic	5	4	250 A	Western Ky.	13	2
				34 A	Old Dominion	2	3	71 A	Fla. Atlantic	2	8	250 A	Western Ky.	8	4
				34 A	Old Dominion	0	2	78 H	FIU	5	7	250 A	Western Ky.	10	5
				35 A	Texas	7	1	78 H	FIU	3	4				
				35 A	Texas	1	6	78 H	FIU	8	4				
				35 A	Texas	3	2	85 A	Sam Houston St.	5	3				
				35 A	Texas	4	5	85 H	Sam Houston St.	2	6				
				39 H	Louisiana Tech	3	2								
				39 H	Louisiana Tech	4	6								
				39 H	Louisiana Tech	0	6								
				44 A	Texas A&M	5	8								
<hr/>															
LAST 10 GAMES															
				250 A	Western Ky.	13	2	27 H	Southern Miss.	4	15				
				250 A	Western Ky.	10	5	31 H	Houston	4	3				
				250 A	Western Ky.	8	4	39 H	Louisiana Tech	0	6				
				27 H	Southern Miss.	6	17	39 H	Louisiana Tech	3	2				
				27 H	Southern Miss.	11	4	39 H	Louisiana Tech	4	6				

Non-Div. I Games:

Rice

Average RPI Win:	86	WON-LOST RECORD	WINNING PCT. RANK	LAST 10 GAMES	STRENGTH OF SCHEDULE	OPP. STRENGTH OF SCHEDULE	TEAM RPI	ADJ RPI	CONF. RPI	ADJ CONF. RPI	
DIV. I ONLY		19-21-0	.475 166	5-5-0	27	7	80	.53776 80	3	3	
DIV. I NON-CONF.		9-11-0	.45 188	2-2-0	33	26	118	.5152 118	4	4	
<hr/>											
TOTALS	RPI 1-25	RPI 26-50		W-L RECORDS	RPI 51-100		RPI 101-150		RPI 150+		
19-21-0	3-8-0	0-0-0		OVERALL	9-9-0		5-4-0		2-0-0		
13-11-0	2-3-0	0-0-0		HOME	4-4-0		5-4-0		2-0-0		
6-10-0	1-5-0	0-0-0		AWAY	5-5-0		0-0-0		0-0-0		
0-0-0	0-0-0	0-0-0		NEUTRAL	0-0-0		0-0-0		0-0-0		
9-11-0	0-3-0	0-0-0		NON-CONFERENCE	4-5-0		3-3-0		2-0-0		
7-6-0	0-0-0	0-0-0		HOME	2-3-0		3-3-0		2-0-0		
2-5-0	0-3-0	0-0-		AWAY	2-2-0		0-0-0		0-0-0		
0-0-0	0-0-0	0-0-0		NEUTRAL	0-0-0		0-0-0		0-0-0		
10-10-0	3-5-0	0-0-0		CONFERENCE	5-4-0		2-1-0		0-0-0		
6-5-0	2-3-0	0-0-0		HOME	2-1-0		2-1-0		0-0-0		
4-5-0	1-2-0	0-0-0		AWAY	3-3-0		0-0-0		0-0-0		
0-0-0	0-0-0	0-0-0		NEUTRAL	0-0-0		0-0-0		0-0-0		
RPI S	Opponent	Score	RPI S	Opponent	Score	RPI S	Opponent	Score	RPI S	Opponent	Score
3 A	North Carolina	6 2				53 A	North Carolina St.	2 5	106 H	Rutgers	8 4
3 A	North Carolina	3 6				53 A	North Carolina St.	7 5	106 H	Rutgers	3 0
3 A	North Carolina	2 7				53 A	North Carolina St.	3 5	106 H	Rutgers	6 17
7 A	Florida	2 6				64 H	Georgia Tech	5 7	115 H	Dartmouth	3 2
7 A	Florida	0 2				64 H	Georgia Tech	10 8	115 H	Dartmouth	0 1
7 A	Florida	0 1				64 H	Georgia Tech	17 7	115 H	Dartmouth	0 5
9 H	Wake Forest	0 9				67 A	FGCU	0 3	121 H	Duke	9 7
9 H	Wake Forest	1 2				67 H	FGCU	4 5	121 H	Duke	7 0
9 H	Wake Forest	5 1				71 A	Fla. Atlantic	5 2	121 H	Duke	2 5
24 H	Florida St.	3 6				71 H	Fla. Atlantic	8 2	195 H	Maine	4 3
24 H	Florida St.	5 4				71 H	Fla. Atlantic	7 5	195 H	Maine	7 2
						78 A	FIU	2 3			
						78 A	FIU	8 7			
						78 H	FIU	1 12			
						78 H	FIU	4 5			
						86 A	Pittsburgh	1 0			
						86 A	Pittsburgh	5 3			
						86 A	Pittsburgh	3 10			
LAST 10 GAMES											
78 H	FIU	4 5	86 A	Pittsburgh	5 3						
78 A	FIU	8 7	86 A	Pittsburgh	1 0						
24 H	Florida St.	5 4	86 A	Pittsburgh	3 10						
24 H	Florida St.	3 6	67 H	FGCU	4 5						
71 H	Fla. Atlantic	8 2	121 H	Duke	2 5						

Non-Div. I Games:	St. Thomas (FL)	14	2
--------------------------	------------------------	-----------	----------

Miami (FL)

Average RPI Win:		171	WON-LOST RECORD		WINNING PCT. RANK		LAST 10 GAMES		STRENGTH OF SCHEDULE		OPP. STRENGTH OF SCHEDULE		TEAM RPI		ADJ RPI		CONF. RPI		ADJ CONF. RPI					
DIV. I ONLY			26-14-0		.65		47		6-4-0		173		73		81		.53614		81		12		12	
DIV. I NON-CONF.			17-8-0		.68		44		2-1-0		165		25		56		.55016		56		11		11	
TOTALS		RPI 1-25		RPI 26-50		W-L RECORDS		RPI 51-100		RPI 101-150		RPI 150+												
26-14-0		1-3-0		2-2-0		OVERALL		2-5-0		5-2-0		16-2-0												
15-6-0		0-1-0		2-2-0		HOME		2-2-0		2-1-0		9-0-0												
9-8-0		1-2-0		0-0-0		AWAY		0-3-0		3-1-0		5-2-0												
2-0-0		0-0-0		0-0-0		NEUTRAL		0-0-0		0-0-0		2-0-0												
17-8-0		1-3-0		2-2-0		NON-CONFERENCE		1-0-0		3-1-0		10-2-0												
8-4-0		0-1-0		2-2-0		HOME		1-0-0		2-1-0		3-0-0												
7-4-0		1-2-0		0-0-		AWAY		0-0-0		1-0-0		5-2-0												
2-0-0		0-0-0		0-0-0		NEUTRAL		0-0-0		0-0-0		2-0-0												
9-6-0		0-0-0		0-0-0		CONFERENCE		1-5-0		2-1-0		6-0-0												
7-2-0		0-0-0		0-0-0		HOME		1-2-0		0-0-0		6-0-0												
2-4-0		0-0-0		0-0-0		AWAY		0-3-0		2-1-0		0-0-0												
0-0-0		0-0-0		0-0-0		NEUTRAL		0-0-0		0-0-0		0-0-0												
RPI	S	Opponent		Score		RPI	S	Opponent		Score		RPI	S	Opponent		Score								
1	H	Oregon St.		3	4	50	H	Washington		6	5	58	A	BYU		6	7							
19	A	Vanderbilt		1	9	50	H	Washington		6	5	58	A	BYU		2	6							
19	A	Vanderbilt		8	9	50	H	Washington		5	11	58	A	BYU		1	14							
19	A	Vanderbilt		5	1	50	H	Washington		1	11	72	H	California		24	7							
						76	H	Loyola Marymount		3	12	136	H	Grand Canyon		8	6							
						76	H	Loyola Marymount		1	0	136	H	Grand Canyon		4	6							
						76	H	Loyola Marymount		0	7	136	H	Grand Canyon		12	11							
						152	A	UC Davis		5	2													
						152	N	UC Davis		6	4													
						175	A	CSUN		4	3													
						175	A	CSUN		10	0													
						175	A	CSUN		2	1													
						175	A	CSUN		4	5													
						224	A	Nevada		6	1													
224	H	Nevada		4	0																			
227	H	Pacific		3	2																			
227	H	Pacific		5	1																			
227	H	Pacific		15	9																			
228	H	UNLV		7	3																			
231	A	San Jose St.		5	6																			
231	H	San Jose St.		11	6																			
277	N	Omaha		9	3																			
280	H	Portland		6	5																			
280	H	Portland		7	5																			
280	H	Portland		11	5																			
72	H	California		24	7																			
127	A	San Francisco		1	8																			
76	H	Loyola Marymount		0	7																			
76	H	Loyola Marymount		1	0																			
76	H	Loyola Marymount		3	12																			
72	H	California		24	7																			
127	A	San Francisco		1	8																			

Non-Div. I Games:

Saint Mary's (CA)

Average RPI Win: 193		WON-LOST RECORD		WINNING PCT. RANK		LAST 10 GAMES		STRENGTH OF SCHEDULE		OPP. STRENGTH OF SCHEDULE		TEAM RPI		ADJ RPI		CONF. RPI		ADJ CONF. RPI					
DIV. I ONLY		21-16-0		.56757 98		4-6-0		117		100		82		.536 82		7		7					
DIV. I NON-CONF.		16-8-0		.66667 46		2-1-0		178		121		58		.54895 58		7		7					
TOTALS		RPI 1-25		RPI 26-50		W-L RECORDS		RPI 51-100		RPI 101-150		RPI 150+											
21-16-0		0-6-0		0-1-0		OVERALL		0-4-0		2-1-0		19-4-0											
7-5-0		0-0-0		0-0-0		HOME		0-3-0		1-0-0		6-2-0											
11-9-0		0-5-0		0-1-0		AWAY		0-1-0		1-0-0		10-2-0											
3-2-0		0-1-0		0-0-0		NEUTRAL		0-0-0		0-1-0		3-0-0											
16-8-0		0-3-0		0-0-0		NON-CONFERENCE		0-1-0		2-1-0		14-3-0											
5-1-0		0-0-0		0-0-0		HOME		0-0-0		1-0-0		4-1-0											
8-5-0		0-2-0		0-0-		AWAY		0-1-0		1-0-0		7-2-0											
3-2-0		0-1-0		0-0-0		NEUTRAL		0-0-0		0-1-0		3-0-0											
5-8-0		0-3-0		0-1-0		CONFERENCE		0-3-0		0-0-0		5-1-0											
2-4-0		0-0-0		0-0-0		HOME		0-3-0		0-0-0		2-1-0											
3-4-0		0-3-0		0-1-0		AWAY		0-0-0		0-0-0		3-0-0											
0-0-0		0-0-0		0-0-0		NEUTRAL		0-0-0		0-0-0		0-0-0											
RPI	S	Opponent		Score		RPI	S	Opponent		Score		RPI	S	Opponent		Score							
2	N	Clemson		2	9	30	A	Michigan		4	12	62	H	Minnesota		2	3	105	N	Cornell	1	2	
20	A	South Carolina		2	3							62	H	Minnesota		3	4	126	H	Central Mich.	11	2	
20	A	South Carolina		2	5							62	H	Minnesota		4	9	144	A	Furman	3	2	
21	A	Maryland		2	12							88	A	Notre Dame		1	2	163	H	Ohio St.	8	13	
21	A	Maryland		1	2													163	H	Ohio St.	6	5	
21	A	Maryland		2	6													163	H	Ohio St.	2	0	
																		170	A	Illinois	12	4	
																		170	A	Illinois	17	6	
																		170	A	Illinois	12	1	
																		173	H	Fresno St.	8	2	
																		173	H	Fresno St.	9	5	
																		173	H	Fresno St.	10	4	
																		176	A	UNCG	1	4	
																		176	A	UNCG	5	4	
																		176	A	UNCG	22	16	
																		180	N	Presbyterian	10	2	
																		182	A	Eastern Mich.	3	4	
																		184	N	UT Martin	6	1	
																		203	H	Western Mich.	2	3	
																		206	H	Toledo	11	1	
																		241	N	Campbell	3	1	
																		251	A	Abilene Christian	19	7	
																		251	A	Abilene Christian	9	2	
																		251	A	Abilene Christian	14	5	
																		251	A	Abilene Christian	9	7	
																		256	A	Richmond	13	4	

Average RPI Win:	160	WON-LOST RECORD	WINNING PCT. RANK	LAST 10 GAMES	STRENGTH OF SCHEDULE	OPP. STRENGTH OF SCHEDULE	TEAM RPI	ADJ RPI	CONF. RPI	ADJ CONF. RPI					
DIV. I ONLY		22-20-0	.52381	129	4-6-0	43	59	83	.53484	83	5	5			
DIV. I NON-CONF.		20-10-0	.66667	46	2-1-0	51	55	44	.56066	44	5	5			
<hr/>															
TOTALS	RPI 1-25	RPI 26-50		W-L RECORDS		RPI 51-100		RPI 101-150		RPI 150+					
22-20-0	0-2-0	3-16-0		OVERALL		1-1-0		7-1-0		11-0-0					
14-12-0	0-1-0	3-10-0		HOME		1-1-0		2-0-0		8-0-0					
8-8-0	0-1-0	0-6-0		AWAY		0-0-0		5-1-0		3-0-0					
0-0-0	0-0-0	0-0-0		NEUTRAL		0-0-0		0-0-0		0-0-0					
20-10-0	0-2-0	3-7-0		NON-CONFERENCE		1-1-0		5-0-0		11-0-0					
14-6-0	0-1-0	3-4-0		HOME		1-1-0		2-0-0		8-0-0					
6-4-0	0-1-0	0-0-		AWAY		0-0-0		3-0-0		3-0-0					
0-0-0	0-0-0	0-0-0		NEUTRAL		0-0-0		0-0-0		0-0-0					
2-10-0	0-0-0	0-9-0		CONFERENCE		0-0-0		2-1-0		0-0-0					
0-6-0	0-0-0	0-6-0		HOME		0-0-0		0-0-0		0-0-0					
2-4-0	0-0-0	0-3-0		AWAY		0-0-0		2-1-0		0-0-0					
0-0-0	0-0-0	0-0-0		NEUTRAL		0-0-0		0-0-0		0-0-0					
<hr/>															
RPI	S	Opponent	Score	RPI	S	Opponent	Score	RPI	S	Opponent	Score	RPI	S	Opponent	Score
3	A	North Carolina	2 3	29	H	UCF	0 7	53	H	North Carolina St.	0 6	108	A	Cincinnati	6 0
3	H	North Carolina	2 6	29	H	UCF	4 9	65	H	Liberty	8 6	108	A	Cincinnati	2 8
				29	H	UCF	7 8					108	A	Cincinnati	14 3
				31	A	Houston	3 17					110	H	Western Caro.	5 4
				31	A	Houston	1 8					121	A	Duke	9 4
				31	A	Houston	6 9					141	A	Col. of Charleston	12 7
				37	A	Ole Miss	6 8					141	A	Col. of Charleston	15 12
				37	A	Ole Miss	4 5					148	H	Appalachian St.	4 0
				37	A	Ole Miss	2 3					155	A	Elon	11 7
				40	H	St. John's (NY)	7 4					155	H	Elon	7 2
				41	H	Mercer	2 8					183	A	UNCW	9 5
				41	H	Mercer	5 7					183	H	UNCW	10 2
				41	H	Mercer	7 10					240	H	Towson	12 7
				46	H	UConn	2 3					240	H	Towson	8 5
				46	H	UConn	1 5					240	H	Towson	9 4
				46	H	UConn	2 3					241	A	Campbell	10 0
				47	H	Charlotte	3 0					271	H	La Salle	12 1
				47	H	Charlotte	10 7					271	H	La Salle	7 3
				47	H	Charlotte	0 2					271	H	La Salle	8 4
<hr/>															
LAST 10 GAMES															
				53	H	North Carolina St.	0 6	29	H	UCF	0 7				
				108	A	Cincinnati	14 3	29	H	UCF	4 9				
				108	A	Cincinnati	6 0	29	H	UCF	7 8				
				108	A	Cincinnati	2 8	183	H	UNCW	10 2				
				183	A	UNCW	9 5	31	A	Houston	6 9				

Average RPI Win:	166	WON-LOST	WINNING	LAST 10	STRENGTH OF	OPP. STRENGTH	TEAM	ADJ	CONF.	ADJ CONF.	
Average RPI Loss:	145	RECORD	PCT. RANK	GAMES	SCHEDULE	OF SCHEDULE	RPI	RPI	RPI	RPI	
DIV. I ONLY	23-17-0	.575	93	7-3-0	131	146	84	.53405	84	18	18
DIV. I NON-CONF.	13-11-0	.54167	121	2-0-0	110	112	83	.53557	83	20	20
<hr/>											
TOTALS	RPI 1-25	RPI 26-50		W-L RECORDS		RPI 51-100		RPI 101-150		RPI 150+	
23-17-0	0-3-0	1-0-0		OVERALL		3-1-0		1-3-0		18-10-0	
9-4-0	0-0-0	0-0-0		HOME		0-0-0		0-0-0		9-4-0	
13-11-0	0-3-0	1-0-0		AWAY		3-1-0		1-2-0		8-5-0	
1-2-0	0-0-0	0-0-0		NEUTRAL		0-0-0		0-1-0		1-1-0	
<hr/>											
13-11-0	0-3-0	1-0-0		NON-CONFERENCE		0-1-0		1-3-0		11-4-0	
6-1-0	0-0-0	0-0-0		HOME		0-0-0		0-0-0		6-1-0	
6-8-0	0-3-0	1-0-		AWAY		0-1-0		1-2-0		4-2-0	
1-2-0	0-0-0	0-0-0		NEUTRAL		0-0-0		0-1-0		1-1-0	
<hr/>											
10-6-0	0-0-0	0-0-0		CONFERENCE		3-0-0		0-0-0		7-6-0	
3-3-0	0-0-0	0-0-0		HOME		0-0-0		0-0-0		3-3-0	
7-3-0	0-0-0	0-0-0		AWAY		3-0-0		0-0-0		4-3-0	
0-0-0	0-0-0	0-0-0		NEUTRAL		0-0-0		0-0-0		0-0-0	
<hr/>											
RPI S	Opponent	Score		RPI S	Opponent	Score		RPI S	Opponent	Score	
2 A	Clemson	5	6	47 A	Charlotte	3	2	65 A	Liberty	5	3
3 A	North Carolina	0	11					65 A	Liberty	13	2
20 A	South Carolina	6	8					65 A	Liberty	11	4
								66 A	Coastal Caro.	3	8

Non-Div. I Games:

Winthrop

RPI	S	Opponent	Score	
226	A	The Citadel	8	34
226	H	The Citadel	6	4
258	A	Longwood	7	9
258	A	Longwood	15	4
258	A	Longwood	7	3

Winthrop

W
i
n
t
h
r
o
p

W
i
n
t
h
r
o
p

Average RPI Win:		152	WON-LOST RECORD		WINNING PCT. RANK	LAST 10 GAMES	STRENGTH OF SCHEDULE		OPP. STRENGTH OF SCHEDULE	TEAM RPI	ADJ RPI	CONF. RPI	ADJ CONF. RPI				
Average RPI Loss:		109															
DIV. I ONLY			27-14-0		.65854	42	5-5-0		172	66	85	.53167	85	13	13		
DIV. I NON-CONF.			14-9-0		.6087	76	3-0-0		159	8	116	.51611	116	14	14		
TOTALS		RPI 1-25		RPI 26-50		W-L RECORDS		RPI 51-100		RPI 101-150		RPI 150+					
27-14-0		1-1-0		3-4-0		OVERALL		1-1-0		8-5-0		14-3-0					
18-8-0		0-1-0		1-3-0		HOME		0-1-0		7-0-0		10-3-0					
8-6-0		1-0-0		1-1-0		AWAY		1-0-0		1-5-0		4-0-0					
1-0-0		0-0-0		1-0-0		NEUTRAL		0-0-0		0-0-0		0-0-0					
14-9-0		1-1-0		3-4-0		NON-CONFERENCE		1-1-0		4-0-0		5-3-0					
9-8-0		0-1-0		1-3-0		HOME		0-1-0		4-0-0		4-3-0					
4-1-0		1-0-0		1-0-		AWAY		1-0-0		0-0-0		1-0-0					
1-0-0		0-0-0		1-0-0		NEUTRAL		0-0-0		0-0-0		0-0-0					
13-5-0		0-0-0		0-0-0		CONFERENCE		0-0-0		4-5-0		9-0-0					
9-0-0		0-0-0		0-0-0		HOME		0-0-0		3-0-0		6-0-0					
4-5-0		0-0-0		0-0-0		AWAY		0-0-0		1-5-0		3-0-0					
0-0-0		0-0-0		0-0-0		NEUTRAL		0-0-0		0-0-0		0-0-0					
RPI	S	Opponent		Score		RPI	S	Opponent		Score		RPI	S	Opponent		Score	
15	A	Baylor		7	4	31	A	Houston		12	2	79	A	Rice		6	2
15	H	Baylor		5	6	31	N	Houston		5	4	79	H	Rice		3	5
						35	A	Texas		1	8						
						35	H	Texas		2	7						
						49	H	Louisiana		1	6						
						49	H	Louisiana		0	2						
						49	H	Louisiana		8	3						
						LAST 10 GAMES											
						31	A	Houston		12	2	122	A	SFA		2	12
						130	A	Central Ark.		5	7	122	A	SFA		1	5
						130	A	Central Ark.		3	5	122	A	SFA		3	2
						130	A	Central Ark.		2	3	15	A	Baylor		7	4
						31	N	Houston		5	4	168	H	Nicholls St.		11	2

Non-Div. I Games:

Sam Houston St.

RPI	S	Opponent	Score	
251	A	Abilene Christian	14	3
251	A	Abilene Christian	13	3
251	A	Abilene Christian	19	12

Sam Houston St.

S
a
m
H
o
u
s
t
o
n
S
t
.

S
a
m
H
o
u
s
t
o
n
S
t
.

Average RPI Win: 155		WON-LOST RECORD		WINNING PCT. RANK		LAST 10 GAMES		STRENGTH OF SCHEDULE		OPP. STRENGTH OF SCHEDULE		TEAM RPI		ADJ RPI		CONF. RPI		ADJ CONF. RPI	
DIV. I ONLY		17-20-0		.45946 184		3-7-0		30		70		86		.53098 86		3		3	
DIV. I NON-CONF.		9-7-0		.5625 109		1-1-0		129		220		105		.52316 105		4		4	
TOTALS		RPI 1-25		RPI 26-50		W-L RECORDS		RPI 51-100		RPI 101-150		RPI 150+							
17-20-0		1-9-0		0-0-0		OVERALL		2-8-0		5-1-0		9-2-0							
7-8-0		1-3-0		0-0-0		HOME		2-5-0		3-0-0		1-0-0							
4-10-0		0-6-0		0-0-0		AWAY		0-1-0		2-1-0		2-2-0							
6-2-0		0-0-0		0-0-0		NEUTRAL		0-2-0		0-0-0		6-0-0							
9-7-0		0-1-0		0-0-0		NON-CONFERENCE		0-4-0		0-0-0		9-2-0							
1-2-0		0-1-0		0-0-0		HOME		0-1-0		0-0-0		1-0-0							
2-3-0		0-0-0		0-0-		AWAY		0-1-0		0-0-0		2-2-0							
6-2-0		0-0-0		0-0-0		NEUTRAL		0-2-0		0-0-0		6-0-0							
8-13-0		1-8-0		0-0-0		CONFERENCE		2-4-0		5-1-0		0-0-0							
6-6-0		1-2-0		0-0-0		HOME		2-4-0		3-0-0		0-0-0							
2-7-0		0-6-0		0-0-0		AWAY		0-0-0		2-1-0		0-0-0							
0-0-0		0-0-0		0-0-0		NEUTRAL		0-0-0		0-0-0		0-0-0							
RPI	S	Opponent		Score		RPI	S	Opponent		Score		RPI	S	Opponent		Score			
3	H	North Carolina		1 3				68 A Kent St.		6 7		120	H	Virginia Tech		9 5			
3	H	North Carolina		2 5				68 H Kent St.		8 12		120	H	Virginia Tech		3 2			
3	H	North Carolina		11 9				75 N Wright St.		1 3		120	H	Virginia Tech		8 2			
6	A	Louisville		1 3				80 H Miami (FL)		0 1		121	A	Duke		9 8			
6	A	Louisville		0 3				80 H Miami (FL)		10 3		121	A	Duke		0 14			
6	A	Louisville		2 8				80 H Miami (FL)		3 5		121	A	Duke		6 2			
8	H	West Virginia		4 8				88 H Notre Dame		3 4		154	N	Delaware		5 3			
12	A	Virginia		3 4				88 H Notre Dame		5 10		154	N	Delaware		3 2			
12	A	Virginia		2 5				88 H Notre Dame		2 1		157	A	Wofford		3 4			
12	A	Virginia		1 12				92 N Kansas St.		4 5		163	N	Ohio St.		7 2			
												208	A	Penn St.		9 1			
												208	H	Penn St.		3 2			
												235	N	Siena		11 5			
												235	N	Siena		6 4			
												235	N	Siena		8 2			
												265	A	USC Upstate		3 1			
												265	A	USC Upstate		5 9			
LAST 10 GAMES																			
	3	H North Carolina		11 9			80	H Miami (FL)		3 5									
	3	H North Carolina		1 3			80	H Miami (FL)		0 1									
	3	H North Carolina		2 5			80	H Miami (FL)		10 3									
	68	H Kent St.		8 12			12	A Virginia		3 4									
	208	A Penn St.		9 1			12	A Virginia		2 5									

Non-Div. I Games:

Pittsburgh

Average RPI Win:		153	WON-LOST		WINNING		LAST 10		STRENGTH OF		OPP. STRENGTH		TEAM		ADJ		CONF.		ADJ CONF.				
Average RPI Loss:		58	RECORD		PCT. RANK		GAMES		SCHEDULE		OF SCHEDULE		RPI		RPI		RPI		RPI				
DIV. I ONLY			16-22-0		.42105		208		7-3-0		34		41		87		.52947		87				
DIV. I NON-CONF.			10-7-0		.58824		95		2-1-0		215		174		113		.51993		113				
TOTALS			RPI 1-25		RPI 26-50		W-L RECORDS		RPI 51-100		RPI 101-150		RPI 150+										
16-22-0			1-11-0		0-1-0		OVERALL		3-3-0		5-6-0		7-1-0										
5-6-0			0-6-0		0-0-0		HOME		3-0-0		0-0-0		2-0-0										
5-14-0			1-5-0		0-1-0		AWAY		0-3-0		4-5-0		0-0-0										
6-2-0			0-0-0		0-0-0		NEUTRAL		0-0-0		1-1-0		5-1-0										
10-7-0			0-0-0		0-1-0		NON-CONFERENCE		0-3-0		3-2-0		7-1-0										
2-0-0			0-0-0		0-0-0		HOME		0-0-0		0-0-0		2-0-0										
2-5-0			0-0-0		0-0-		AWAY		0-3-0		2-1-0		0-0-0										
6-2-0			0-0-0		0-0-0		NEUTRAL		0-0-0		1-1-0		5-1-0										
6-15-0			1-11-0		0-0-0		CONFERENCE		3-0-0		2-4-0		0-0-0										
3-6-0			0-6-0		0-0-0		HOME		3-0-0		0-0-0		0-0-0										
3-9-0			1-5-0		0-0-0		AWAY		0-0-0		2-4-0		0-0-0										
0-0-0			0-0-0		0-0-0		NEUTRAL		0-0-0		0-0-0		0-0-0										
RPI	S	Opponent		Score		RPI	S	Opponent		Score		RPI	S	Opponent		Score		RPI	S	Opponent		Score	
2	H	Clemson		0 1		36	A	Oklahoma		4 5		53	H	North Carolina St.		2 1		115	A	Dartmouth		3 8	
2	H	Clemson		2 8								53	H	North Carolina St.		8 3		120	A	Virginia Tech		4 16	
2	H	Clemson		0 2								53	H	North Carolina St.		1 0		120	A	Virginia Tech		3 4	
3	H	North Carolina		3 15								73	A	Bethune-Cookman		5 6		120	A	Virginia Tech		6 10	
3	H	North Carolina		7 17								73	A	Bethune-Cookman		1 2		121	A	Duke		3 1	
3	H	North Carolina		4 16								73	A	Bethune-Cookman		2 3		121	A	Duke		2 9	
6	A	Louisville		4 6														121	A	Duke		15 6	
6	A	Louisville		0 6														126	N	Central Mich.		5 4	
6	A	Louisville		3 5														132	N	Ball St.		1 4	
24	A	Florida St.		1 11														149	A	Northeastern		10 7	
24	A	Florida St.		8 5														149	A	Northeastern		5 1	
24	A	Florida St.		0 13														193	H	Harvard		8 5	
																		193	N	Harvard		3 2	
																		206	N	Toledo		6 5	
																		219	N	Georgetown		3 4	
																		243	H	Massachusetts		13 1	
																		252	N	Northern Ill.		9 1	
																		254	N	Villanova		10 3	
																		254	N	Villanova		7 1	
LAST 10 GAMES																							
						53	H	North Carolina St.		1 0		121	A	Duke		2 9							
						53	H	North Carolina St.		2 1		121	A	Duke		15 6							
						53	H	North Carolina St.		8 3		121	A	Duke		3 1							
						193	N	Harvard		3 2		193	H	Harvard		8 5							
						115	A	Dartmouth		3 8		3	H	North Carolina		4 16							

Non-Div. I Games:

Boston College

Average RPI Win: 137		WON-LOST	WINNING	LAST 10	STRENGTH OF		OPP. STRENGTH	TEAM	ADJ		CONF.	ADJ CONF.
Average RPI Loss: 64		RECORD	PCT. RANK	GAMES	SCHEDULE		OF SCHEDULE	RPI	RPI		RPI	RPI
DIV. I ONLY		20-22-0	.47619	162	50		49	88	.52909		88	3
DIV. I NON-CONF.		12-9-0	.57143	103	181		235	142	.50332		142	4
TOTALS		RPI 1-25	RPI 26-50		W-L RECORDS		RPI 51-100		RPI 101-150		RPI 150+	
20-22-0		1-12-0	0-1-0		OVERALL		9-3-0		1-2-0		9-4-0	
12-4-0		0-3-0	0-0-0		HOME		6-1-0		0-0-0		6-0-0	
4-12-0		1-8-0	0-1-0		AWAY		2-2-0		0-1-0		1-0-0	
4-6-0		0-1-0	0-0-0		NEUTRAL		1-0-0		1-1-0		2-4-0	
12-9-0		0-1-0	0-1-0		NON-CONFERENCE		2-1-0		1-2-0		9-4-0	
7-0-0		0-0-0	0-0-0		HOME		1-0-0		0-0-0		6-0-0	
1-3-0		0-0-0	0-0-		AWAY		0-1-0		0-1-0		1-0-0	
4-6-0		0-1-0	0-0-0		NEUTRAL		1-0-0		1-1-0		2-4-0	
8-13-0		1-11-0	0-0-0		CONFERENCE		7-2-0		0-0-0		0-0-0	
5-4-0		0-3-0	0-0-0		HOME		5-1-0		0-0-0		0-0-0	
3-9-0		1-8-0	0-0-0		AWAY		2-1-0		0-0-0		0-0-0	
0-0-0		0-0-0	0-0-0		NEUTRAL		0-0-0		0-0-0		0-0-0	
RPI S	Opponent	Score	RPI S	Opponent	Score	RPI S	Opponent	Score	RPI S	Opponent	Score	
2 A	Clemson	1 4	30 A	Michigan	3 4	51 N	Rhode Island	8 4	104 A	San Diego St.	6 7	
2 A	Clemson	0 4				53 H	North Carolina St.	4 1	126 N	Central Mich.	8 3	
2 A	Clemson	5 6				53 H	North Carolina St.	2 9	142 N	UC Irvine	4 18	
9 A	Wake Forest	1 5				53 H	North Carolina St.	2 1	161 N	Saint Louis	3 8	
9 A	Wake Forest	3 4				61 A	San Diego	2 6	161 N	Saint Louis	6 8	
9 A	Wake Forest	7 13				64 H	Georgia Tech	4 3	164 A	Davidson	2 0	
12 A	Virginia	8 2				64 H	Georgia Tech	9 6	165 N	UMass Lowell	0 8	
12 A	Virginia	0 9				64 H	Georgia Tech	4 3	174 H	Valparaiso	10 3	
12 A	Virginia	4 14				82 H	Michigan St.	2 1	182 H	Eastern Mich.	5 0	
21 N	Maryland	3 4				86 A	Pittsburgh	1 2	206 H	Toledo	8 3	
24 H	Florida St.	3 8				86 A	Pittsburgh	4 3	209 N	Monmouth	4 0	
24 H	Florida St.	2 8				86 A	Pittsburgh	10 5	252 H	Northern Ill.	12 1	
24 H	Florida St.	1 5							261 N	Incarnate Word	12 10	
									273 H	Illinois St.	7 6	
									286 H	Chicago St.	7 4	
									295 N	Lafayette	2 10	
LAST 10 GAMES												
182 H	Eastern Mich.	5 0	273 H	Illinois St.	7 6							
174 H	Valparaiso	10 3	126 N	Central Mich.	8 3							
12 A	Virginia	0 9	9 A	Wake Forest	1 5							
12 A	Virginia	8 2	9 A	Wake Forest	7 13							
12 A	Virginia	4 14	9 A	Wake Forest	3 4							

Non-Div. I Games:

Notre Dame

Average RPI Win:	163	WON-LOST RECORD	WINNING PCT. RANK	LAST 10 GAMES	STRENGTH OF SCHEDULE	OPP. STRENGTH OF SCHEDULE	TEAM RPI	ADJ RPI	CONF. RPI	ADJ CONF. RPI				
Average RPI Loss:	90													
DIV. I ONLY		22-16-0	.57895	89	7-3-0	74	169	89	.52872	89	11	11		
DIV. I NON-CONF.		17-12-0	.58621	97	3-0-0	86	125	89	.53005	89	16	16		
<hr/>														
TOTALS	RPI 1-25	RPI 26-50		W-L RECORDS		RPI 51-100		RPI 101-150		RPI 150+				
22-16-0	1-2-0	3-5-0		OVERALL		1-2-0		5-5-0		12-2-0				
13-6-0	0-0-0	1-2-0		HOME		0-0-0		2-2-0		10-2-0				
6-4-0	1-2-0	0-0-0		AWAY		0-0-0		3-2-0		2-0-0				
3-6-0	0-0-0	2-3-0		NEUTRAL		1-2-0		0-1-0		0-0-0				
17-12-0	1-2-0	3-5-0		NON-CONFERENCE		1-2-0		3-1-0		9-2-0				
9-4-0	0-0-0	1-2-0		HOME		0-0-0		1-0-0		7-2-0				
5-2-0	1-2-0	0-0-		AWAY		0-0-0		2-0-0		2-0-0				
3-6-0	0-0-0	2-3-0		NEUTRAL		1-2-0		0-1-0		0-0-0				
5-4-0	0-0-0	0-0-0		CONFERENCE		0-0-0		2-4-0		3-0-0				
4-2-0	0-0-0	0-0-0		HOME		0-0-0		1-2-0		3-0-0				
1-2-0	0-0-0	0-0-0		AWAY		0-0-0		1-2-0		0-0-0				
0-0-0	0-0-0	0-0-0		NEUTRAL		0-0-0		0-0-0		0-0-0				
RPI	S	Opponent	Score		RPI	S	Opponent	Score		RPI	S	Opponent	Score	
7	A	Florida	0	8	30	N	Michigan	5	4	52	N	South Ala.	3	2
7	A	Florida	3	2	30	N	Michigan	7	10	54	N	Southeastern La.	1	13
7	A	Florida	3	4	30	N	Michigan	7	8	55	N	Oregon	0	1
					30	N	Michigan	8	6					
					45	N	Tennessee	5	12					
					46	H	UConn	1	2					
					46	H	UConn	3	2					
					46	H	UConn	0	4					
					LAST 10 GAMES									
					298	H	Saint Peter's	11	0	106	A	Rutgers	9	6
					219	H	Georgetown	10	5	107	A	Xavier	0	9
					219	H	Georgetown	5	4	107	A	Xavier	6	3
					219	H	Georgetown	11	2	107	A	Xavier	1	2
					106	H	Rutgers	10	9	140	H	Butler	1	4

Non-Div. I Games:

Seton Hall

Average RPI Win: 209		WON-LOST RECORD		WINNING PCT. RANK		LAST 10 GAMES		STRENGTH OF SCHEDULE		OPP. STRENGTH OF SCHEDULE		TEAM RPI		ADJ RPI		CONF. RPI		ADJ CONF. RPI	
Average RPI Loss: 112		25-15-0		.625 58		8-2-0		141		190		90		.52853 90		24		24	
DIV. I ONLY		12-13-0		.48 169		1-1-0		66		156		125		.51204 124		24		24	
DIV. I NON-CONF.																			
TOTALS		RPI 1-25		RPI 26-50		W-L RECORDS		RPI 51-100		RPI 101-150		RPI 150+							
25-15-0		1-5-0		0-1-0		OVERALL		0-0-0		0-2-0		24-7-0							
16-6-0		0-1-0		0-1-0		HOME		0-0-0		0-2-0		16-2-0							
9-9-0		1-4-0		0-0-0		AWAY		0-0-0		0-0-0		8-5-0							
0-0-0		0-0-0		0-0-0		NEUTRAL		0-0-0		0-0-0		0-0-0							
12-13-0		1-5-0		0-1-0		NON-CONFERENCE		0-0-0		0-2-0		11-5-0							
9-4-0		0-1-0		0-1-0		HOME		0-0-0		0-2-0		9-0-0							
3-9-0		1-4-0		0-0-0		AWAY		0-0-0		0-0-0		2-5-0							
0-0-0		0-0-0		0-0-0		NEUTRAL		0-0-0		0-0-0		0-0-0							
13-2-0		0-0-0		0-0-0		CONFERENCE		0-0-0		0-0-0		13-2-0							
7-2-0		0-0-0		0-0-0		HOME		0-0-0		0-0-0		7-2-0							
6-0-0		0-0-0		0-0-0		AWAY		0-0-0		0-0-0		6-0-0							
0-0-0		0-0-0		0-0-0		NEUTRAL		0-0-0		0-0-0		0-0-0							
RPI S	Opponent	Score		RPI S	Opponent	Score		RPI S	Opponent	Score		RPI S	Opponent	Score					
3 A	North Carolina	2	8	34 H	Old Dominion	4	5					117 H	William & Mary	1	5				
12 A	Virginia	4	9									146 H	Marist	6	15				
12 H	Virginia	2	4									151 H	Fairfield	5	4				
24 A	Florida St.	3	12									151 H	Fairfield	2	1				
24 A	Florida St.	3	0									151 H	Fairfield	4	3				
24 A	Florida St.	3	11									164 H	Davidson	14	0				
												164 H	Davidson	11	4				
												164 H	Davidson	4	5				
												183 A	UNCW	4	10				
												183 A	UNCW	1	10				
												183 A	UNCW	4	5				
												191 H	VMI	5	4				
												194 A	Charleston So.	2	4				
												194 A	Charleston So.	13	4				
												194 A	Charleston So.	9	11				
												204 H	George Washington	11	2				
												204 H	George Washington	2	4				
												204 H	George Washington	10	2				
												216 H	Oakland	4	1				
												216 H	Oakland	5	2				
												216 H	Oakland	10	1				
												234 A	Norfolk St.	8	3				
												234 H	Norfolk St.	5	2				
												236 A	Fordham	3	0				
												236 A	Fordham	4	3				
												236 A	Fordham	3	2				
												243 A	Massachusetts	11	1				
												243 A	Massachusetts	2	0				
												243 A	Massachusetts	11	1				

Non-Div. I Games:

VCU

RPI	S	Opponent	Score	
243	A	Massachusetts	2	0
243	A	Massachusetts	8	0
258	H	Longwood	5	4
271	H	La Salle	3	0
271	H	La Salle	7	0
271	H	La Salle	8	1

VCU

V
C
U

V
C
U

[illegible]

Non-Div. I Games:	West Va. Tech	19	6
--------------------------	----------------------	-----------	----------

Morehead St.

More heads.
st.

1
6
:
6
1
6
8
6
1
:

Morehead St.

Average RPI Win: 114		WON-LOST	WINNING	LAST 10	STRENGTH OF		OPP. STRENGTH	TEAM	ADJ	CONF.	ADJ CONF.
Average RPI Loss: 59		RECORD	PCT. RANK	GAMES	SCHEDULE		OF SCHEDULE	RPI	RPI	RPI	RPI
DIV. I ONLY		21-20-0	.5122	138	5-5-0		44	17	92	.52761	92
DIV. I NON-CONF.		17-9-0	.65385	60	2-2-0		163	32	103	.52499	103
TOTALS		RPI 1-25	RPI 26-50		W-L RECORDS		RPI 51-100		RPI 101-150		RPI 150+
21-20-0		4-7-0	3-8-0		OVERALL		3-0-0		3-3-0		8-2-0
14-11-0		3-6-0	2-1-0		HOME		0-0-0		3-3-0		6-1-0
2-6-0		1-0-0	1-6-0		AWAY		0-0-0		0-0-0		0-0-0
5-3-0		0-1-0	0-1-0		NEUTRAL		3-0-0		0-0-0		2-1-0
17-9-0		1-1-0	2-3-0		NON-CONFERENCE		3-0-0		3-3-0		8-2-0
11-5-0		0-0-0	2-1-0		HOME		0-0-0		3-3-0		6-1-0
1-1-0		1-0-0	0-0-		AWAY		0-0-0		0-0-0		0-0-0
5-3-0		0-1-0	0-1-0		NEUTRAL		3-0-0		0-0-0		2-1-0
4-11-0		3-6-0	1-5-0		CONFERENCE		0-0-0		0-0-0		0-0-0
3-6-0		3-6-0	0-0-0		HOME		0-0-0		0-0-0		0-0-0
1-5-0		0-0-0	1-5-0		AWAY		0-0-0		0-0-0		0-0-0
0-0-0		0-0-0	0-0-0		NEUTRAL		0-0-0		0-0-0		0-0-0
RPI S	Opponent	Score	RPI S	Opponent	Score	RPI S	Opponent	Score	RPI S	Opponent	Score
5 H	Texas Tech	4 7	35 A	Texas	0 5	65 N	Liberty	8 2	102 H	Iowa	11 12
5 H	Texas Tech	8 12	35 A	Texas	5 6	65 N	Liberty	4 3	102 H	Iowa	5 4
5 H	Texas Tech	5 3	35 A	Texas	0 2	86 N	Pittsburgh	5 4	102 H	Iowa	3 0
8 H	West Virginia	8 4	38 A	Nebraska	1 11				134 H	UC Riverside	2 11
8 H	West Virginia	11 4	38 H	Nebraska	1 6				134 H	UC Riverside	1 0
8 H	West Virginia	7 9	40 N	St. John's (NY)	2 9				134 H	UC Riverside	1 5
11 H	TCU	4 12	42 H	New Mexico	12 10				154 N	Delaware	7 0
11 H	TCU	0 1	42 H	New Mexico	3 2				163 N	Ohio St.	3 6
11 H	TCU	0 5	43 A	Oklahoma St.	3 6				163 N	Ohio St.	3 2
14 N	Arkansas	5 6	43 A	Oklahoma St.	3 13				213 H	Eastern Ill.	14 0
20 A	South Carolina	6 5	43 A	Oklahoma St.	10 4				213 H	Eastern Ill.	12 11
									213 H	Eastern Ill.	15 10
									217 H	Northwestern St.	16 4
									217 H	Northwestern St.	19 9
									277 H	Omaha	10 1
									277 H	Omaha	2 5
LAST 10 GAMES											
14 N	Arkansas	5 6	42 H	New Mexico	12 10						
8 H	West Virginia	11 4	5 H	Texas Tech	8 12						
8 H	West Virginia	8 4	5 H	Texas Tech	4 7						
8 H	West Virginia	7 9	5 H	Texas Tech	5 3						
42 H	New Mexico	3 2	38 H	Nebraska	1 6						

Non-Div. I Games:

Kansas St.

Average RPI Win: 119		WON-LOST	WINNING	LAST 10	STRENGTH OF	OPP. STRENGTH	TEAM	ADJ	CONF.	ADJ CONF.							
Average RPI Loss: 118		RECORD	PCT. RANK	GAMES	SCHEDULE	OF SCHEDULE	RPI	RPI	RPI	RPI							
DIV. I ONLY		21-18-0	.53846	117	6-4-0	73	82	93	.52732	93	6	6					
DIV. I NON-CONF.		12-9-0	.57143	103	2-0-0	138	90	122	.51222	121	6	6					

TOTALS		RPI 1-25		RPI 26-50		W-L RECORDS		RPI 51-100		RPI 101-150		RPI 150+					
21-18-0		2-2-0		4-5-0		OVERALL		3-3-0		6-2-0		6-6-0					
12-11-0		0-0-0		2-4-0		HOME		2-1-0		4-0-0		4-6-0					
9-7-0		2-2-0		2-1-0		AWAY		1-2-0		2-2-0		2-0-0					
0-0-0		0-0-0		0-0-0		NEUTRAL		0-0-0		0-0-0		0-0-0					
12-9-0		2-2-0		1-2-0		NON-CONFERENCE		0-0-0		5-0-0		4-5-0					
7-7-0		0-0-0		1-2-0		HOME		0-0-0		4-0-0		2-5-0					
5-2-0		2-2-0		0-0-		AWAY		0-0-0		1-0-0		2-0-0					
0-0-0		0-0-0		0-0-0		NEUTRAL		0-0-0		0-0-0		0-0-0					
9-9-0		0-0-0		3-3-0		CONFERENCE		3-3-0		1-2-0		2-1-0					
5-4-0		0-0-0		1-2-0		HOME		2-1-0		0-0-0		2-1-0					
4-5-0		0-0-0		2-1-0		AWAY		1-2-0		1-2-0		0-0-0					
0-0-0		0-0-0		0-0-0		NEUTRAL		0-0-0		0-0-0		0-0-0					
RPI	S	Opponent		Score		RPI	S	Opponent		Score		RPI	S	Opponent		Score	
5	A	Texas Tech		6	7	33	H	Utah		3	17	71	H	Fla. Atlantic		6	0
5	A	Texas Tech		3	2	33	H	Utah		8	3	71	H	Fla. Atlantic		9	6
5	A	Texas Tech		4	8	33	H	Utah		1	7	71	H	Fla. Atlantic		0	10
15	A	Baylor		15	9	34	H	Old Dominion		1	9	78	A	FIU		10	5
						34	H	Old Dominion		5	11	78	A	FIU		6	7
						34	H	Old Dominion		7	5	78	A	FIU		3	4
						39	A	Louisiana Tech		6	3						
						39	A	Louisiana Tech		8	4						
						39	A	Louisiana Tech		0	6						

LAST 10 GAMES																	
						123	H	Houston Baptist		10	2	78	A	FIU		3	4
						71	H	Fla. Atlantic		0	10	78	A	FIU		10	5
						71	H	Fla. Atlantic		6	0	78	A	FIU		6	7
						71	H	Fla. Atlantic		9	6	250	H	Western Ky.		7	1
						261	H	Incarnate Word		16	0	250	H	Western Ky.		3	4

Non-Div. I Games:

UTSA

Tennessee Tech

RPI	S	Opponent	Score	
213	H	Eastern Ill.	5	3
213	H	Eastern Ill.	13	9
213	H	Eastern Ill.	11	4
244	H	SIUE	13	8
244	H	SIUE	3	2
244	H	SIUE	11	7
273	H	Illinois St.	4	3
273	H	Illinois St.	2	9
293	A	Alabama A&M	10	4
293	H	Alabama A&M	17	3

Tennessee Tech

T
e
n
n
e
s
s
e
e
T
e
c
h

T
e
n
n
e
s
s
e
e
T
e
c
h

Average RPI Win: 153		WON-LOST	WINNING	LAST 10	STRENGTH OF		OPP. STRENGTH	TEAM	ADJ	CONF.	ADJ CONF.
Average RPI Loss: 60		RECORD	PCT. RANK	GAMES	SCHEDULE		OF SCHEDULE	RPI	RPI	RPI	RPI
DIV. I ONLY		23-19-0	.54762	111	3-7-0		53	122	95	.52697	95
DIV. I NON-CONF.		19-11-0	.63333	67	1-3-0		105	176	96	.52626	96
TOTALS		RPI 1-25	RPI 26-50		W-L RECORDS		RPI 51-100		RPI 101-150		RPI 150+
23-19-0		2-4-0	5-9-0		OVERALL		2-3-0		3-1-0		11-2-0
16-12-0		0-1-0	4-6-0		HOME		2-3-0		0-0-0		10-2-0
7-7-0		2-3-0	1-3-0		AWAY		0-0-0		3-1-0		1-0-0
0-0-0		0-0-0	0-0-0		NEUTRAL		0-0-0		0-0-0		0-0-0
19-11-0		2-4-0	3-2-0		NON-CONFERENCE		2-3-0		1-0-0		11-2-0
14-8-0		0-1-0	2-2-0		HOME		2-3-0		0-0-0		10-2-0
5-3-0		2-3-0	1-0-		AWAY		0-0-0		1-0-0		1-0-0
0-0-0		0-0-0	0-0-0		NEUTRAL		0-0-0		0-0-0		0-0-0
4-8-0		0-0-0	2-7-0		CONFERENCE		0-0-0		2-1-0		0-0-0
2-4-0		0-0-0	2-4-0		HOME		0-0-0		0-0-0		0-0-0
2-4-0		0-0-0	0-3-0		AWAY		0-0-0		2-1-0		0-0-0
0-0-0		0-0-0	0-0-0		NEUTRAL		0-0-0		0-0-0		0-0-0
RPI S	Opponent	Score	RPI S	Opponent	Score	RPI S	Opponent	Score	RPI S	Opponent	Score
13 A	Missouri St.	5 9	28 H	South Fla.	6 11	70 H	Ga. Southern	5 2	108 A	Cincinnati	3 4
13 A	Missouri St.	6 5	28 H	South Fla.	5 1	70 H	Ga. Southern	6 7	108 A	Cincinnati	7 5
13 A	Missouri St.	5 4	28 H	South Fla.	2 4	70 H	Ga. Southern	9 8	108 A	Cincinnati	7 5
14 A	Arkansas	7 16	31 H	Houston	10 8	100 H	Middle Tenn.	5 6	145 A	Belmont	6 0
14 A	Arkansas	0 2	31 H	Houston	3 13	100 H	Middle Tenn.	7 11	172 H	Southern Ill.	2 1
17 H	Mississippi St.	3 8	31 H	Houston	8 9				172 H	Southern Ill.	4 3
			37 A	Ole Miss	9 6				172 H	Southern Ill.	2 3
			37 H	Ole Miss	2 1				187 A	Arkansas St.	2 1
			45 H	Tennessee	4 1				187 H	Arkansas St.	4 11
			45 H	Tennessee	0 10				273 H	Illinois St.	3 1
			45 H	Tennessee	5 8				273 H	Illinois St.	5 4
			46 A	UConn	0 4				273 H	Illinois St.	12 11
			46 A	UConn	2 6				284 H	Alcorn	18 7
			46 A	UConn	7 10				294 H	Southern U.	5 3
									294 H	Southern U.	9 5
									294 H	Southern U.	11 1
									297 H	Mississippi Val.	13 4
LAST 10 GAMES											
187 A	Arkansas St.	2 1	14 A	Arkansas	7 16						
28 H	South Fla.	5 1	31 H	Houston	8 9						
28 H	South Fla.	6 11	31 H	Houston	10 8						
28 H	South Fla.	2 4	31 H	Houston	3 13						
14 A	Arkansas	0 2	187 H	Arkansas St.	4 11						

Non-Div. I Games:

Memphis

**S
a
m
f
o
r
d**

Samford

[illegible]

Non-Div. I Games:

Oral Roberts

Oral Roberts

Average RPI Win:		170	WON-LOST RECORD		WINNING PCT. RANK	LAST 10 GAMES	STRENGTH OF SCHEDULE		OPP. STRENGTH OF SCHEDULE	TEAM RPI	ADJ RPI	CONF. RPI	ADJ CONF. RPI
Average RPI Loss:		128											
DIV. I ONLY		21-18-0			.53846 117	5-5-0	64		195	98	.52631 98	27	27
DIV. I NON-CONF.		10-11-0			.47619 176	0-2-0	2		168	54	.55074 54	27	27
TOTALS		RPI 1-25	RPI 26-50		W-L RECORDS		RPI 51-100		RPI 101-150		RPI 150+		
21-18-0		0-1-0	3-4-0		OVERALL		4-4-0		0-1-0		14-8-0		
15-7-0		0-0-0	2-0-0		HOME		2-2-0		0-0-0		11-5-0		
6-11-0		0-1-0	1-4-0		AWAY		2-2-0		0-1-0		3-3-0		
0-0-0		0-0-0	0-0-0		NEUTRAL		0-0-0		0-0-0		0-0-0		
10-11-0		0-1-0	3-4-0		NON-CONFERENCE		0-2-0		0-1-0		7-3-0		
9-4-0		0-0-0	2-0-0		HOME		0-1-0		0-0-0		7-3-0		
1-7-0		0-1-0	1-0-		AWAY		0-1-0		0-1-0		0-0-0		
0-0-0		0-0-0	0-0-0		NEUTRAL		0-0-0		0-0-0		0-0-0		
11-7-0		0-0-0	0-0-0		CONFERENCE		4-2-0		0-0-0		7-5-0		
6-3-0		0-0-0	0-0-0		HOME		2-1-0		0-0-0		4-2-0		
5-4-0		0-0-0	0-0-0		AWAY		2-1-0		0-0-0		3-3-0		
0-0-0		0-0-0	0-0-0		NEUTRAL		0-0-0		0-0-0		0-0-0		
RPI S	Opponent	Score	RPI S	Opponent	Score	RPI S	Opponent	Score	RPI S	Opponent	Score		
25 A	Auburn	8 12	28 A	South Fla.	1 7	73 A	Bethune-Cookman	11 6	103 A	North Florida	5 6		
			28 A	South Fla.	1 11	73 A	Bethune-Cookman	1 5	157 H	Wofford	17 4		
			28 A	South Fla.	3 2	73 A	Bethune-Cookman	4 3	157 H	Wofford	2 3		
			41 A	Mercer	2 9	73 H	Bethune-Cookman	3 1	157 H	Wofford	8 7		
			41 A	Mercer	5 11	73 H	Bethune-Cookman	10 9	160 H	ETSU	13 12		
			41 H	Mercer	10 7	73 H	Bethune-Cookman	1 8	160 H	ETSU	8 10		
			41 H	Mercer	9 6	74 A	Jacksonville	6 10	160 H	ETSU	7 3		
						74 H	Jacksonville	5 12	188 H	Alabama St.	5 6		
									204 H	George Washington	6 5		
									204 H	George Washington	3 2		
									204 H	George Washington	2 1		
									220 H	N.C. A&T	10 0		
									220 H	N.C. A&T	3 4		
									220 H	N.C. A&T	1 7		
									259 A	N.C. Central	0 8		
									259 A	N.C. Central	17 5		
									259 A	N.C. Central	6 13		
									287 A	Savannah St.	11 1		
									287 A	Savannah St.	11 16		
									287 A	Savannah St.	4 3		
									287 H	Savannah St.	4 3		
									287 H	Savannah St.	7 5		
									287 H	Savannah St.	15 6		
			LAST 10 GAMES										
			287 A	Savannah St.	11 16	73 H	Bethune-Cookman	10 9					
			287 A	Savannah St.	11 1	73 H	Bethune-Cookman	3 1					
			287 A	Savannah St.	4 3	103 A	North Florida	5 6					
			74 A	Jacksonville	6 10	220 H	N.C. A&T	10 0					
			73 H	Bethune-Cookman	1 8	220 H	N.C. A&T	1 7					

Non-Div. I Games:

Florida A&M

Average RPI Win:		126	WON-LOST RECORD		WINNING PCT. RANK	LAST 10 GAMES	STRENGTH OF SCHEDULE		OPP. STRENGTH OF SCHEDULE	TEAM RPI	ADJ RPI	CONF. RPI	ADJ CONF. RPI						
Average RPI Loss:		55																	
DIV. I ONLY			18-20-0		.47368	171	1-0-0		47	32	99	.52521	99	4	4				
DIV. I NON-CONF.			12-10-0		.54545	115	1-0-0		31	107	63	.5438	63	2	2				
TOTALS		RPI 1-25		RPI 26-50		W-L RECORDS		RPI 51-100		RPI 101-150		RPI 150+							
18-20-0		3-8-0		2-3-0		OVERALL		0-5-0		8-3-0		5-1-0							
13-8-0		2-2-0		1-1-0		HOME		0-1-0		5-3-0		5-1-0							
4-12-0		1-6-0		0-2-0		AWAY		0-4-0		3-0-0		0-0-0							
1-0-0		0-0-0		1-0-0		NEUTRAL		0-0-0		0-0-0		0-0-0							
12-10-0		2-3-0		1-3-0		NON-CONFERENCE		0-2-0		4-1-0		5-1-0							
8-4-0		1-0-0		1-1-0		HOME		0-1-0		1-1-0		5-1-0							
4-6-0		1-3-0		0-0-		AWAY		0-1-0		3-0-0		0-0-0							
0-0-0		0-0-0		0-0-0		NEUTRAL		0-0-0		0-0-0		0-0-0							
6-10-0		1-5-0		1-0-0		CONFERENCE		0-3-0		4-2-0		0-0-0							
5-4-0		1-2-0		0-0-0		HOME		0-0-0		4-2-0		0-0-0							
0-6-0		0-3-0		0-0-0		AWAY		0-3-0		0-0-0		0-0-0							
1-0-0		0-0-0		1-0-0		NEUTRAL		0-0-0		0-0-0		0-0-0							
RPI	S	Opponent		Score		RPI	S	Opponent		Score		RPI	S	Opponent		Score			
9	A	Wake Forest		5	18	30	H	Michigan		1	4	61	H	San Diego		3	8		
9	A	Wake Forest		5	15	32	A	Cal St. Fullerton		5	13	72	A	California		9	13		
9	A	Wake Forest		15	9	32	A	Cal St. Fullerton		1	2	72	A	California		6	8		
10	A	Arizona		1	5	32	H	Cal St. Fullerton		13	9	72	A	California		8	9		
10	A	Arizona		1	8	48	N	UCLA		4	3	76	A	Loyola Marymount		3	4		
10	A	Arizona		4	9														
18	H	Stanford		3	8														
18	H	Stanford		3	6														
18	H	Stanford		7	5														
23	A	Long Beach St.		0	6														
23	H	Long Beach St.		4	3														
								LAST 10 GAMES											
								142 A UC Irvine				9	7	32 A Cal St. Fullerton				1	2
								72 A California				6	8	32 A Cal St. Fullerton				5	13
								72 A California				8	9	32 H Cal St. Fullerton				13	9
								72 A California				9	13	18 H Stanford				3	6
								142 H UC Irvine				3	14	18 H Stanford				3	8

Non-Div. I Games:

Southern California

Average RPI Win: 137		WON-LOST	WINNING	LAST 10	STRENGTH OF		OPP. STRENGTH	TEAM	ADJ	CONF.	ADJ CONF.
Average RPI Loss: 91		RECORD	PCT. RANK	GAMES	SCHEDULE		OF SCHEDULE	RPI	RPI	RPI	RPI
DIV. I ONLY		20-21-0	.4878	156	6-4-0		78	68	100	.52482	100
DIV. I NON-CONF.		13-10-0	.56522	106	2-1-0		60	35	55	.55026	55
TOTALS		RPI 1-25	RPI 26-50		W-L RECORDS		RPI 51-100		RPI 101-150		RPI 150+
20-21-0		0-2-0	3-7-0		OVERALL		4-5-0		7-3-0		6-4-0
11-8-0		0-2-0	1-2-0		HOME		0-0-0		4-1-0		6-3-0
9-13-0		0-0-0	2-5-0		AWAY		4-5-0		3-2-0		0-1-0
0-0-0		0-0-0	0-0-0		NEUTRAL		0-0-0		0-0-0		0-0-0
13-10-0		0-2-0	2-2-0		NON-CONFERENCE		4-2-0		5-2-0		2-2-0
6-4-0		0-2-0	0-0-0		HOME		0-0-0		4-1-0		2-1-0
7-6-0		0-0-0	2-0-		AWAY		4-2-0		1-1-0		0-1-0
0-0-0		0-0-0	0-0-0		NEUTRAL		0-0-0		0-0-0		0-0-0
7-11-0		0-0-0	1-5-0		CONFERENCE		0-3-0		2-1-0		4-2-0
5-4-0		0-0-0	1-2-0		HOME		0-0-0		0-0-0		4-2-0
2-7-0		0-0-0	0-3-0		AWAY		0-3-0		2-1-0		0-0-0
0-0-0		0-0-0	0-0-0		NEUTRAL		0-0-0		0-0-0		0-0-0
RPI S	Opponent	Score	RPI S	Opponent	Score	RPI S	Opponent	Score	RPI S	Opponent	Score
13 H	Missouri St.	0 5	26 A	Indiana	5 3	70 A	Ga. Southern	6 7	114 A	Marshall	6 4
19 H	Vanderbilt	2 21	26 A	Indiana	1 12	70 A	Ga. Southern	5 8	114 A	Marshall	8 6
			26 A	Indiana	0 6	70 A	Ga. Southern	6 5	114 A	Marshall	6 8
			34 H	Old Dominion	8 9	71 A	Fla. Atlantic	6 7	143 H	Kennesaw St.	5 19
			34 H	Old Dominion	17 6	71 A	Fla. Atlantic	6 7	143 H	Kennesaw St.	9 7
			34 H	Old Dominion	3 5	71 A	Fla. Atlantic	1 10	143 H	Kennesaw St.	3 0
			45 A	Tennessee	7 4	94 A	Tennessee Tech	18 7	145 A	Belmont	6 4
			47 A	Charlotte	4 7	95 A	Memphis	6 5	145 H	Belmont	10 4
			47 A	Charlotte	2 10	95 A	Memphis	11 7	147 A	Austin Peay	8 21
			47 A	Charlotte	5 12				147 H	Austin Peay	3 2
									178 A	Lipscomb	2 3
									178 H	Lipscomb	2 16
									192 H	UAB	18 3
									192 H	UAB	13 3
									192 H	UAB	11 10
									246 H	Northwestern	11 4
									250 H	Western Ky.	10 9
									250 H	Western Ky.	3 10
									250 H	Western Ky.	2 4
									263 H	Bowling Green	20 8
LAST 10 GAMES											
94 A	Tennessee Tech	18 7	192 H	UAB	13 3						
47 A	Charlotte	5 12	192 H	UAB	18 3						
47 A	Charlotte	4 7	192 H	UAB	11 10						
47 A	Charlotte	2 10	145 H	Belmont	10 4						
19 H	Vanderbilt	2 21	34 H	Old Dominion	17 6						

Non-Div. I Games:

Middle Tenn.

Average RPI Win: 131		WON-LOST	WINNING	LAST 10	STRENGTH OF	OPP. STRENGTH	TEAM	ADJ	CONF.	ADJ CONF.							
Average RPI Loss: 61		RECORD	PCT. RANK	GAMES	SCHEDULE	OF SCHEDULE	RPI	RPI	RPI	RPI							
DIV. I ONLY		18-20-0	.47368	171	6-4-0	21	47	101	.52442	101	4	4					
DIV. I NON-CONF.		13-9-0	.59091	92	3-2-0	15	144	61	.54524	61	2	2					
<hr/>																	
TOTALS		RPI 1-25		RPI 26-50		W-L RECORDS		RPI 51-100		RPI 101-150		RPI 150+					
18-20-0		4-6-0		1-5-0		OVERALL		2-7-0		4-0-0		7-2-0					
16-11-0		3-3-0		1-5-0		HOME		1-2-0		4-0-0		7-1-0					
2-9-0		1-3-0		0-0-0		AWAY		1-5-0		0-0-0		0-1-0					
0-0-0		0-0-0		0-0-0		NEUTRAL		0-0-0		0-0-0		0-0-0					
13-9-0		4-2-0		0-3-0		NON-CONFERENCE		1-2-0		1-0-0		7-2-0					
12-6-0		3-0-0		0-3-0		HOME		1-2-0		1-0-0		7-1-0					
1-3-0		1-2-0		0-0-		AWAY		0-0-0		0-0-0		0-1-0					
0-0-0		0-0-0		0-0-0		NEUTRAL		0-0-0		0-0-0		0-0-0					
5-11-0		0-4-0		1-2-0		CONFERENCE		1-5-0		3-0-0		0-0-0					
4-5-0		0-3-0		1-2-0		HOME		0-0-0		3-0-0		0-0-0					
1-6-0		0-1-0		0-0-0		AWAY		1-5-0		0-0-0		0-0-0					
0-0-0		0-0-0		0-0-0		NEUTRAL		0-0-0		0-0-0		0-0-0					
RPI	S	Opponent		Score		RPI	S	Opponent		Score		RPI	S	Opponent		Score	
1	H	Oregon St.		0 4		32	H	Cal St. Fullerton		4 13		72	A	California		4 6	
1	H	Oregon St.		1 10		32	H	Cal St. Fullerton		4 10		72	A	California		6 9	
1	H	Oregon St.		0 2		43	H	Oklahoma St.		4 18		72	A	California		2 10	
10	A	Arizona		2 11		48	H	UCLA		4 17		76	H	Loyola Marymount		5 8	
11	A	TCU		2 5		48	H	UCLA		3 9		76	H	Loyola Marymount		2 1	
11	A	TCU		13 9		48	H	UCLA		5 4		76	H	Loyola Marymount		2 3	
11	A	TCU		4 8								99	A	Southern California		4 7	
23	H	Long Beach St.		8 5								99	A	Southern California		4 5	
23	H	Long Beach St.		7 6								99	A	Southern California		7 0	
23	H	Long Beach St.		9 4													
						LAST 10 GAMES											
						186 H CSU Bakersfield 6 8						128 H Washington St. 10 7					
						186 H CSU Bakersfield 4 2						128 H Washington St. 6 5					
						186 H CSU Bakersfield 12 6						228 H UNLV 5 3					
						228 A UNLV 12 13						72 A California 2 10					
						128 H Washington St. 5 4						72 A California 4 6					

Non-Div. I Games:

Arizona St.

Average RPI Win: 169		WON-LOST RECORD	WINNING PCT. RANK	LAST 10 GAMES	STRENGTH OF SCHEDULE	OPP. STRENGTH OF SCHEDULE	TEAM RPI	ADJ RPI	CONF. RPI	ADJ CONF. RPI	
Average RPI Loss: 133											
DIV. I ONLY		22-15-0	.59459 82	5-5-0	154	168	102	.52411 102	7	7	
DIV. I NON-CONF.		16-8-0	.66667 46	2-1-0	162	227	72	.54047 72	7	7	
<hr/>											
TOTALS		RPI 1-25		RPI 26-50		W-L RECORDS		RPI 51-100		RPI 101-150	RPI 150+
22-15-0		0-0-0		3-3-0		OVERALL		3-3-0		4-4-0	12-5-0
11-3-0		0-0-0		0-0-0		HOME		0-0-0		4-3-0	7-0-0
5-9-0		0-0-0		3-3-0		AWAY		1-3-0		0-1-0	1-2-0
6-3-0		0-0-0		0-0-0		NEUTRAL		2-0-0		0-0-0	4-3-0
16-8-0		0-0-0		1-2-0		NON-CONFERENCE		3-2-0		1-1-0	11-3-0
8-0-0		0-0-0		0-0-0		HOME		0-0-0		1-0-0	7-0-0
2-5-0		0-0-0		1-0-		AWAY		1-2-0		0-1-0	0-0-0
6-3-0		0-0-0		0-0-0		NEUTRAL		2-0-0		0-0-0	4-3-0
6-7-0		0-0-0		2-1-0		CONFERENCE		0-1-0		3-3-0	1-2-0
3-3-0		0-0-0		0-0-0		HOME		0-0-0		3-3-0	0-0-0
3-4-0		0-0-0		2-1-0		AWAY		0-1-0		0-0-0	1-2-0
0-0-0		0-0-0		0-0-0		NEUTRAL		0-0-0		0-0-0	0-0-0
RPI S	Opponent	Score	RPI S	Opponent	Score	RPI S	Opponent	Score	RPI S	Opponent	Score
			28 A	South Fla.	4 9	62 A	Minnesota	3 6	106 H	Rutgers	8 3
			28 A	South Fla.	4 2	91 N	Morehead St.	14 7	106 H	Rutgers	3 5
			28 A	South Fla.	0 6	92 A	Kansas St.	12 11	106 H	Rutgers	5 13
			38 A	Nebraska	7 6	92 A	Kansas St.	0 3	119 H	Purdue	5 1
			38 A	Nebraska	5 3	92 A	Kansas St.	4 5	119 H	Purdue	7 2
			38 A	Nebraska	6 8	97 N	Oral Roberts	7 5	119 H	Purdue	0 2
									138 A	Bradley	4 6
									138 H	Bradley	12 1
									153 N	Hawaii	7 6
									188 N	Alabama St.	9 2
									188 N	Alabama St.	3 4
									228 H	UNLV	3 0
									228 H	UNLV	6 5
									228 H	UNLV	7 6
									239 H	South Dakota St.	4 3
									246 A	Northwestern	5 7
									246 A	Northwestern	5 6
									246 A	Northwestern	14 2
									248 H	Milwaukee	4 3
									252 H	Northern Ill.	12 8
									254 N	Villanova	1 10
									255 N	Bucknell	1 7
									269 H	Western Ill.	4 1
									283 N	Lehigh	8 3
									283 N	Lehigh	15 7
LAST 10 GAMES			248 H	Milwaukee	4 3	38 A	Nebraska	6 8			
			106 H	Rutgers	5 13	38 A	Nebraska	5 3			
			106 H	Rutgers	3 5	38 A	Nebraska	7 6			
			106 H	Rutgers	8 3	269 H	Western Ill.	4 1			
			138 A	Bradley	4 6	246 A	Northwestern	5 6			

Non-Div. I Games:

Loras

8 1

Grand View

6 5

Iowa

Average RPI Win:	156	WON-LOST	WINNING	LAST 10	STRENGTH OF	OPP. STRENGTH	TEAM	ADJ	CONF.	ADJ CONF.		
Average RPI Loss:	101	RECORD	PCT. RANK	GAMES	SCHEDULE	OF SCHEDULE	RPI	RPI	RPI	RPI		
DIV. I ONLY	29-15-0	.65909	41	7-3-0	146	108	103	.5241	103	20	20	
DIV. I NON-CONF.	18-13-0	.58065	100	1-2-0	116	79	127	.50984	127	22	22	
<hr/>												
TOTALS	RPI 1-25	RPI 26-50		W-L RECORDS		RPI 51-100		RPI 101-150		RPI 150+		
29-15-0	0-1-0	0-3-0		OVERALL		8-2-0		9-7-0		12-2-0		
23-11-0	0-0-0	0-1-0		HOME		6-2-0		8-7-0		9-1-0		
6-4-0	0-1-0	0-2-0		AWAY		2-0-0		1-0-0		3-1-0		
0-0-0	0-0-0	0-0-0		NEUTRAL		0-0-0		0-0-0		0-0-0		
<hr/>												
18-13-0	0-1-0	0-3-0		NON-CONFERENCE		4-2-0		7-6-0		7-1-0		
15-10-0	0-0-0	0-1-0		HOME		3-2-0		6-6-0		6-1-0		
3-3-0	0-1-0	0-0-		AWAY		1-0-0		1-0-0		1-0-0		
0-0-0	0-0-0	0-0-0		NEUTRAL		0-0-0		0-0-0		0-0-0		
<hr/>												
11-2-0	0-0-0	0-0-0		CONFERENCE		4-0-0		2-1-0		5-1-0		
8-1-0	0-0-0	0-0-0		HOME		3-0-0		2-1-0		3-0-0		
3-1-0	0-0-0	0-0-0		AWAY		1-0-0		0-0-0		2-1-0		
0-0-0	0-0-0	0-0-0		NEUTRAL		0-0-0		0-0-0		0-0-0		
<hr/>												
RPI	S	Opponent	Score	RPI	S	Opponent	Score	RPI	S	Opponent	Score	
7	A	Florida	1 2	28	A	South Fla.	3 7	57	H	DBU	8 7	
				28	H	South Fla.	2 4	57	H	DBU	5 9	
				29	A	UCF	2 3	57	H	DBU	6 2	
								67	H	FGCU	8 2	
								67	H	FGCU	10 5	
								67	H	FGCU	6 3	
								73	A	Bethune-Cookman	5 4	
								73	H	Bethune-Cookman	2 10	
								74	A	Jacksonville	7 5	
								98	H	Florida A&M	6 5	
										Rutgers	106 15	
										Rutgers	106 4	
										Rutgers	106 13	
										Rutgers	106 1	
										Bradley	138 9	
										Bradley	138 4	
										Bradley	138 2	
										Col. of Charleston	141 11	
										Col. of Charleston	141 3	
										Kennesaw St.	143 3	
										Kennesaw St.	143 9	
										Kennesaw St.	143 4	
										Northeastern	149 11	
										Northeastern	149 1	
										Northeastern	149 6	
										Northeastern	149 17	
										Radford	177 9	
										Radford	177 9	
										Radford	177 7	
										Lipscomb	178 11	
										Lipscomb	178 1	
										Lipscomb	178 7	
				LAST 10 GAMES							Lipscomb	178 7
				67	H	FGCU	10 5	290	H	NJIT	6 3	
				67	H	FGCU	8 2	290	H	NJIT	16 1	
				67	H	FGCU	6 3	290	H	NJIT	13 8	
				28	H	South Fla.	2 4	98	H	Florida A&M	6 5	
				7	A	Florida	1 2	178	A	Lipscomb	1 8	
										Savannah St.	287 12	
										Savannah St.	287 7	

Non-Div. I Games:

North Florida

RPI	S	Opponent	Score	
290	H	NJIT	6	3
290	H	NJIT	13	8
290	H	NJIT	16	1

North Florida

N
o
r
t
h
F
l
o
r
i
d
a

N
o
r
t
h
F
l
o
r
i
d
a

Average RPI Win:		159	WON-LOST RECORD		WINNING PCT. RANK	LAST 10 GAMES	STRENGTH OF SCHEDULE		OPP. STRENGTH OF SCHEDULE	TEAM RPI	ADJ RPI	CONF. RPI	ADJ CONF. RPI
Average RPI Loss:		155											
DIV. I ONLY		29-13-0			.69048 27	7-3-0	244		54	104	.52356 104	19	19
DIV. I NON-CONF.		16-8-0			.66667 46	4-2-0	174		5	69	.54142 69	15	15
TOTALS		RPI 1-25	RPI 26-50		W-L RECORDS		RPI 51-100		RPI 101-150		RPI 150+		
29-13-0		2-0-0	2-1-0		OVERALL		2-3-0		8-3-0		15-6-0		
16-7-0		1-0-0	0-1-0		HOME		1-2-0		5-1-0		9-3-0		
12-6-0		1-0-0	1-0-0		AWAY		1-1-0		3-2-0		6-3-0		
1-0-0		0-0-0	1-0-0		NEUTRAL		0-0-0		0-0-0		0-0-0		
16-8-0		2-0-0	2-1-0		NON-CONFERENCE		2-3-0		8-3-0		2-1-0		
9-5-0		1-0-0	0-1-0		HOME		1-2-0		5-1-0		2-1-0		
6-3-0		1-0-0	1-0-		AWAY		1-1-0		3-2-0		0-0-0		
1-0-0		0-0-0	1-0-0		NEUTRAL		0-0-0		0-0-0		0-0-0		
13-5-0		0-0-0	0-0-0		CONFERENCE		0-0-0		0-0-0		13-5-0		
7-2-0		0-0-0	0-0-0		HOME		0-0-0		0-0-0		7-2-0		
6-3-0		0-0-0	0-0-0		AWAY		0-0-0		0-0-0		6-3-0		
0-0-0		0-0-0	0-0-0		NEUTRAL		0-0-0		0-0-0		0-0-0		
RPI S	Opponent	Score	RPI S	Opponent	Score	RPI S	Opponent	Score	RPI S	Opponent	Score		
23 A	Long Beach St.	6 2	32 A	Cal St. Fullerton	5 4	61 A	San Diego	10 1	109 A	UC Santa Barbara	5 6		
23 H	Long Beach St.	12 5	45 H	Tennessee	4 8	88 H	Notre Dame	7 6	109 A	UC Santa Barbara	5 3		
			48 N	UCLA	5 4	89 H	Seton Hall	5 10	109 A	UC Santa Barbara	5 4		
						99 A	Southern California	0 2	127 H	San Francisco	4 2		
						99 H	Southern California	0 1	134 A	UC Riverside	10 1		
									134 H	UC Riverside	4 7		
									137 H	Cal Poly	2 0		
									137 H	Cal Poly	5 0		
									137 H	Cal Poly	6 4		
									142 A	UC Irvine	5 7		
									142 H	UC Irvine	9 3		
									173 A	Fresno St.	7 8		
									173 A	Fresno St.	12 0		
									173 A	Fresno St.	5 4		
									224 A	Nevada	3 7		
									224 A	Nevada	7 3		
									224 A	Nevada	7 2		
									224 H	Nevada	1 3		
									224 H	Nevada	7 2		
									224 H	Nevada	6 3		
									227 H	Pacific	1 5		
									227 H	Pacific	11 5		
									227 H	Pacific	11 0		
									228 A	UNLV	16 3		
									228 A	UNLV	20 6		
									228 A	UNLV	3 7		
									228 A	UNLV	20 6		
									142 H	UC Irvine	9 3		
									228 A	UNLV	3 7		
									224 H	Nevada	7 2		
									228 H	UNLV	10 5		
			LAST 10 GAMES										
			134 H	UC Riverside	4 7	228 A	UNLV	16 3	227 H	Pacific	11 0		
			109 A	UC Santa Barbara	5 4	228 A	UNLV	20 6	228 A	UNLV	16 3		
			109 A	UC Santa Barbara	5 6	228 A	UNLV	3 7	228 A	UNLV	20 6		
			109 A	UC Santa Barbara	5 3	142 H	UC Irvine	9 3	228 A	UNLV	3 7		
			134 A	UC Riverside	10 1	224 H	Nevada	7 2	228 H	UNLV	10 5		

Non-Div. I Games:

San Diego St.

S
a
n
D
i
e
g
o
s
t
.

S
a
n
D
i
e
g
o
s
t
.

San Diego St.

Average RPI Win:	170	WON-LOST RECORD	WINNING PCT. RANK	LAST 10 GAMES	STRENGTH OF SCHEDULE	OPP. STRENGTH OF SCHEDULE	TEAM RPI	ADJ RPI	CONF. RPI	ADJ CONF. RPI			
DIV. I ONLY	19-15-0	.55882	102	6-4-0	130	266	105	.52323	105	14	14		
DIV. I NON-CONF.	12-6-0	.66667	46	2-0-0	81	292	31	.57138	31	9	9		
<hr/>													
TOTALS	RPI 1-25	RPI 26-50		W-L RECORDS		RPI 51-100		RPI 101-150		RPI 150+			
19-15-0	0-0-0	0-0-0		OVERALL		4-1-0		4-2-0		11-12-0			
3-6-0	0-0-0	0-0-0		HOME		2-1-0		0-0-0		1-5-0			
14-9-0	0-0-0	0-0-0		AWAY		1-0-0		4-2-0		9-7-0			
2-0-0	0-0-0	0-0-0		NEUTRAL		1-0-0		0-0-0		1-0-0			
<hr/>													
12-6-0	0-0-0	0-0-0		NON-CONFERENCE		3-0-0		0-0-0		9-6-0			
1-0-0	0-0-0	0-0-0		HOME		1-0-0		0-0-0		0-0-0			
9-6-0	0-0-0	0-0-		AWAY		1-0-0		0-0-0		8-6-0			
2-0-0	0-0-0	0-0-0		NEUTRAL		1-0-0		0-0-0		1-0-0			
<hr/>													
7-9-0	0-0-0	0-0-0		CONFERENCE		1-1-0		4-2-0		2-6-0			
2-6-0	0-0-0	0-0-0		HOME		1-1-0		0-0-0		1-5-0			
5-3-0	0-0-0	0-0-0		AWAY		0-0-0		4-2-0		1-1-0			
0-0-0	0-0-0	0-0-0		NEUTRAL		0-0-0		0-0-0		0-0-0			
<hr/>													
RPI	S	Opponent	Score	RPI	S	Opponent	Score	RPI	S	Opponent	Score		
				56 A Binghamton				10	2	115 A Dartmouth		0	5
				56 H Binghamton				6	4	115 A Dartmouth		2	0
				59 H Yale				6	4	133 A Columbia		8	7
				59 H Yale				2	7	133 A Columbia		12	6
				82 N Michigan St.				2	1	133 A Columbia		7	8
								133 A Columbia		9	5		
								190 A Navy		7	8		
								190 A Navy		5	2		
								190 A Navy		8	5		
								193 A Harvard		5	7		
								193 A Harvard		9	5		
								199 H Penn		2	3		
								199 H Penn		0	4		
								199 H Penn		0	5		
								199 H Penn		2	0		
								208 A Penn St.		2	8		
								219 A Georgetown		1	3		
								221 A George Mason		7	3		
								221 A George Mason		4	11		
								221 A George Mason		9	3		
				237 H Brown		4	7						
				237 H Brown		1	8						
				240 A Towson		27	14						
				241 N Campbell		3	2						
				255 A Bucknell		11	4						
				255 A Bucknell		5	2						
				255 A Bucknell		0	1						
<hr/>													
LAST 10 GAMES													
56 A Binghamton				10	2	133 A Columbia				9	5		
199 H Penn				0	4	133 A Columbia				7	8		
199 H Penn				2	3	133 A Columbia				8	7		
199 H Penn				0	5	133 A Columbia				12	6		
199 H Penn				2	0	56 H Binghamton				6	4		

Non-Div. I Games:

Cornell

RPI	S	Opponent	Score	
255	A	Bucknell	7	3
256	A	Richmond	7	8

Cornell

C
o
r
n
e
l
l

C
o
r
n
e
l
l

Average RPI Win: 174		WON-LOST	WINNING	LAST 10	STRENGTH OF		OPP. STRENGTH	TEAM	ADJ	CONF.	ADJ CONF.
Average RPI Loss: 79		RECORD	PCT. RANK	GAMES	SCHEDULE		OF SCHEDULE	RPI	RPI	RPI	RPI
DIV. I ONLY		15-23-0	.39474	227	5-5-0		42	126	106	.52303	106
DIV. I NON-CONF.		11-18-0	.37931	225	1-3-0		56	118	115	.51839	115
TOTALS		RPI 1-25	RPI 26-50		W-L RECORDS		RPI 51-100		RPI 101-150		RPI 150+
15-23-0		0-6-0	1-2-0		OVERALL		1-8-0		6-5-0		7-2-0
4-7-0		0-3-0	0-0-0		HOME		0-1-0		2-2-0		2-1-0
11-16-0		0-3-0	1-2-0		AWAY		1-7-0		4-3-0		5-1-0
0-0-0		0-0-0	0-0-0		NEUTRAL		0-0-0		0-0-0		0-0-0
11-18-0		0-3-0	1-2-0		NON-CONFERENCE		1-8-0		2-3-0		7-2-0
2-3-0		0-0-0	0-0-0		HOME		0-1-0		0-1-0		2-1-0
9-15-0		0-3-0	1-0-		AWAY		1-7-0		2-2-0		5-1-0
0-0-0		0-0-0	0-0-0		NEUTRAL		0-0-0		0-0-0		0-0-0
4-5-0		0-3-0	0-0-0		CONFERENCE		0-0-0		4-2-0		0-0-0
2-4-0		0-3-0	0-0-0		HOME		0-0-0		2-1-0		0-0-0
2-1-0		0-0-0	0-0-0		AWAY		0-0-0		2-1-0		0-0-0
0-0-0		0-0-0	0-0-0		NEUTRAL		0-0-0		0-0-0		0-0-0
RPI S	Opponent	Score	RPI S	Opponent	Score	RPI S	Opponent	Score	RPI S	Opponent	Score
12 A	Virginia	3 7	34 A	Old Dominion	8 5	67 A	FGCU	2 5	102 A	Iowa	3 8
12 A	Virginia	4 12	34 A	Old Dominion	4 15	67 A	FGCU	3 8	102 A	Iowa	5 3
12 A	Virginia	2 18	34 A	Old Dominion	2 6	67 A	FGCU	4 13	102 A	Iowa	13 5
21 H	Maryland	1 5				71 A	Fla. Atlantic	2 14	103 A	North Florida	2 1
21 H	Maryland	1 9				80 A	Miami (FL)	17 6	103 A	North Florida	2 13
21 H	Maryland	1 6				80 A	Miami (FL)	4 8	103 A	North Florida	1 15
						80 A	Miami (FL)	0 3	103 A	North Florida	12 4
						89 A	Seton Hall	9 10	119 H	Purdue	7 6
						89 H	Seton Hall	6 9	119 H	Purdue	8 2
									119 H	Purdue	6 7
									133 H	Columbia	7 13
									209 H	Monmouth	6 4
									232 H	Rider	2 7
									254 A	Villanova	2 3
									265 A	USC Upstate	11 3
									265 A	USC Upstate	5 1
									265 A	USC Upstate	10 7
									270 A	Iona	12 3
									276 H	Wagner	9 2
									295 A	Lafayette	28 4
LAST 10 GAMES											
133 H	Columbia	7 13	89 H	Seton Hall	6 9						
102 A	Iowa	13 5	119 H	Purdue	8 2						
102 A	Iowa	5 3	119 H	Purdue	7 6						
102 A	Iowa	3 8	119 H	Purdue	6 7						
89 A	Seton Hall	9 10	295 A	Lafayette	28 4						

Non-Div. I Games:

Rutgers

Average RPI Win: 165		WON-LOST RECORD		WINNING PCT. RANK		LAST 10 GAMES		STRENGTH OF SCHEDULE		OPP. STRENGTH OF SCHEDULE		TEAM RPI		ADJ RPI		CONF. RPI		ADJ CONF. RPI					
DIV. I ONLY		24-18-0		.57143 97		6-4-0		169		121		107		.52284 107		11		11					
DIV. I NON-CONF.		18-15-0		.54545 115		1-3-0		171		113		108		.52099 108		16		16					
TOTALS		RPI 1-25		RPI 26-50		W-L RECORDS		RPI 51-100		RPI 101-150		RPI 150+											
24-18-0		0-2-0		2-4-0		OVERALL		3-2-0		7-3-0		12-7-0											
14-2-0		0-0-0		0-0-0		HOME		3-1-0		3-0-0		8-1-0											
8-13-0		0-2-0		2-4-0		AWAY		0-1-0		4-2-0		2-3-0											
2-3-0		0-0-0		0-0-0		NEUTRAL		0-0-0		0-0-0		2-3-0											
18-15-0		0-2-0		2-4-0		NON-CONFERENCE		1-1-0		4-3-0		11-5-0											
9-1-0		0-0-0		0-0-0		HOME		1-0-0		0-0-0		8-1-0											
7-11-0		0-2-0		2-0-		AWAY		0-1-0		4-3-0		1-1-0											
2-3-0		0-0-0		0-0-0		NEUTRAL		0-0-0		0-0-0		2-3-0											
6-3-0		0-0-0		0-0-0		CONFERENCE		2-1-0		3-0-0		1-2-0											
5-1-0		0-0-0		0-0-0		HOME		2-1-0		3-0-0		0-0-0											
1-2-0		0-0-0		0-0-0		AWAY		0-0-0		0-0-0		1-2-0											
0-0-0		0-0-0		0-0-0		NEUTRAL		0-0-0		0-0-0		0-0-0											
RPI	S	Opponent		Score		RPI	S	Opponent		Score		RPI	S	Opponent		Score							
4	A	Kentucky		0	6	27	A	Southern Miss.		0	2	75	A	Wright St.		7	8	108	A	Cincinnati	9	1	
6	A	Louisville		4	13	27	A	Southern Miss.		2	0	75	H	Wright St.		7	4	111	A	Georgia	6	11	
						27	A	Southern Miss.		0	10	89	H	Seton Hall		3	6	111	A	Georgia	8	7	
						47	A	Charlotte		1	7	89	H	Seton Hall		9	0	112	A	Troy	6	2	
						47	A	Charlotte		1	2	89	H	Seton Hall		2	1	112	A	Troy	1	2	
						47	A	Charlotte		7	6							112	A	Troy	8	2	
																		112	A	Troy	2	5	
																		140	H	Butler	17	12	
																		140	H	Butler	3	2	
																		140	H	Butler	13	4	
																		163	A	Ohio St.	3	2	
																		163	H	Ohio St.	6	5	
																		163	H	Ohio St.	5	4	
																		207	A	Miami (OH)	0	7	
																		207	H	Miami (OH)	9	4	
																		207	N	Miami (OH)	6	12	
																		208	N	Penn St.	7	5	
																		208	N	Penn St.	1	6	
																		208	N	Penn St.	10	4	
																		208	N	Penn St.	5	7	
																		254	A	Villanova	2	3	
																		254	A	Villanova	10	1	
																		254	A	Villanova	0	1	
																		273	H	Illinois St.	3	2	
																		273	H	Illinois St.	5	7	
																		273	H	Illinois St.	9	8	
																		288	H	Fairleigh Dickinson	8	5	
LAST 10 GAMES																							
4	A	Kentucky		0	6	108	A	Cincinnati		9	1	254	A	Villanova		9	0	273	H	Illinois St.	3	2	
140	H	Butler		3	2	89	H	Seton Hall		3	6	273	H	Illinois St.		2	1	273	H	Illinois St.	9	8	
140	H	Butler		17	12	89	H	Seton Hall		2	1	273	H	Illinois St.		7	8	288	H	Fairleigh Dickinson	8	5	
140	H	Butler		13	4	75	A	Wright St.		6	12												
207	N	Miami (OH)		6	12																		

Non-Div. I Games:

Xavier

RPI	S	Opponent	Score	
288	H	Fairleigh Dickinson	22	9
288	H	Fairleigh Dickinson	15	3

Xavier

X
a
v
i
e
r

X
a
v
i
e
r

Average RPI Win:		119	WON-LOST RECORD		WINNING PCT. RANK		LAST 10 GAMES		STRENGTH OF SCHEDULE		OPP. STRENGTH OF SCHEDULE		TEAM RPI		ADJ RPI		CONF. RPI		ADJ CONF. RPI					
DIV. I ONLY			20-20-0		.5 146		6-4-0		82		58		108		.52181 108		5		5					
DIV. I NON-CONF.			15-13-0		.53571 125		2-1-0		135		71		104		.52495 104		5		5					
TOTALS		RPI 1-25		RPI 26-50		W-L RECORDS		RPI 51-100		RPI 101-150		RPI 150+												
20-20-0		2-1-0		4-4-0		OVERALL		4-6-0		3-4-0		7-5-0												
12-9-0		2-0-0		1-0-0		HOME		4-6-0		2-2-0		3-1-0												
8-11-0		0-1-0		3-4-0		AWAY		0-0-0		1-2-0		4-4-0												
0-0-0		0-0-0		0-0-0		NEUTRAL		0-0-0		0-0-0		0-0-0												
15-13-0		2-1-0		2-3-0		NON-CONFERENCE		1-0-0		3-4-0		7-5-0												
9-3-0		2-0-0		1-0-0		HOME		1-0-0		2-2-0		3-1-0												
6-10-0		0-1-0		1-0-		AWAY		0-0-0		1-2-0		4-4-0												
0-0-0		0-0-0		0-0-0		NEUTRAL		0-0-0		0-0-0		0-0-0												
5-7-0		0-0-0		2-1-0		CONFERENCE		3-6-0		0-0-0		0-0-0												
3-6-0		0-0-0		0-0-0		HOME		3-6-0		0-0-0		0-0-0												
2-1-0		0-0-0		2-1-0		AWAY		0-0-0		0-0-0		0-0-0												
0-0-0		0-0-0		0-0-0		NEUTRAL		0-0-0		0-0-0		0-0-0												
RPI	S	Opponent		Score		RPI	S	Opponent		Score		RPI	S	Opponent		Score		RPI	S	Opponent		Score		
4	A	Kentucky		7	13	26	A	Indiana		2	3	75	H	Wright St.		4	2	107	H	Xavier		1	9	
4	H	Kentucky		2	1	26	H	Indiana		6	1	77	H	Tulane		2	6	141	A	Col. of Charleston		3	5	
6	H	Louisville		6	3	28	A	South Fla.		3	2	77	H	Tulane		11	1	141	A	Col. of Charleston		5	4	
						28	A	South Fla.		9	3	77	H	Tulane		8	16	141	A	Col. of Charleston		3	4	
						28	A	South Fla.		2	4	83	H	East Carolina		3	14	149	H	Northeastern		10	8	
						45	A	Tennessee		2	6	83	H	East Carolina		0	6	149	H	Northeastern		3	6	
						45	A	Tennessee		2	1	83	H	East Carolina		8	2	149	H	Northeastern		4	2	
						45	A	Tennessee		1	2	95	H	Memphis		5	7	163	A	Ohio St.		7	1	
												95	H	Memphis		5	7	187	A	Arkansas St.		4	5	
												95	H	Memphis		4	3	187	A	Arkansas St.		1	5	
																		187	A	Arkansas St.		11	4	
																		207	A	Miami (OH)		8	6	
																		207	H	Miami (OH)		1	0	
																		217	A	Northwestern St.		2	3	
																		217	A	Northwestern St.		3	2	
																		217	A	Northwestern St.		2	6	
																		247	H	Northern Ky.		9	1	
																		247	H	Northern Ky.		2	3	
																		247	H	Northern Ky.		13	7	
LAST 10 GAMES																								
						83	H	East Carolina		3	14	28	A	South Fla.		2	4							
						83	H	East Carolina		0	6	28	A	South Fla.		3	2							
						83	H	East Carolina		8	2	28	A	South Fla.		9	3							
						75	H	Wright St.		4	2	163	A	Ohio St.		7	1							
						107	H	Xavier		1	9	77	H	Tulane		11	1							

Non-Div. I Games:

Cincinnati

Average RPI Win:	129	WON-LOST RECORD	WINNING PCT. RANK	LAST 10 GAMES		STRENGTH OF SCHEDULE	OPP. STRENGTH OF SCHEDULE	TEAM RPI	ADJ RPI	CONF. RPI	ADJ CONF. RPI
DIV. I ONLY		18-20-0	.47368 171	6-4-0		37	97	109	.5211 109	8	8
DIV. I NON-CONF.		14-15-0	.48276 167	4-2-0		17	104	84	.53391 84	8	8
<hr/>											
TOTALS	RPI 1-25		RPI 26-50	W-L RECORDS		RPI 51-100			RPI 101-150		RPI 150+
18-20-0	1-5-0		0-0-0	OVERALL		5-7-0			5-4-0		7-4-0
14-9-0	1-2-0		0-0-0	HOME		3-2-0			5-4-0		5-1-0
4-11-0	0-3-0		0-0-0	AWAY		2-5-0			0-0-0		2-3-0
0-0-0	0-0-0		0-0-0	NEUTRAL		0-0-0			0-0-0		0-0-0
14-15-0	0-3-0		0-0-0	NON-CONFERENCE		5-7-0			3-3-0		6-2-0
11-6-0	0-0-0		0-0-0	HOME		3-2-0			3-3-0		5-1-0
3-9-0	0-3-0		0-0-	AWAY		2-5-0			0-0-0		1-1-0
0-0-0	0-0-0		0-0-0	NEUTRAL		0-0-0			0-0-0		0-0-0
4-5-0	1-2-0		0-0-0	CONFERENCE		0-0-0			2-1-0		1-2-0
3-3-0	1-2-0		0-0-0	HOME		0-0-0			2-1-0		0-0-0
1-2-0	0-0-0		0-0-0	AWAY		0-0-0			0-0-0		1-2-0
0-0-0	0-0-0		0-0-0	NEUTRAL		0-0-0			0-0-0		0-0-0
<hr/>											
RPI S	Opponent	Score	RPI S	Opponent	Score	RPI S	Opponent	Score	RPI S	Opponent	Score
4 A	Kentucky	1 2				58 A	BYU	6 7	104 H	San Diego St.	4 5
4 A	Kentucky	2 3				58 A	BYU	3 17	104 H	San Diego St.	6 5
4 A	Kentucky	1 12				58 A	BYU	8 14	104 H	San Diego St.	3 5
23 H	Long Beach St.	3 2				58 A	BYU	10 8	113 H	New Mexico St.	8 0
23 H	Long Beach St.	3 9				69 H	Gonzaga	1 4	113 H	New Mexico St.	7 2
23 H	Long Beach St.	2 5				76 A	Loyola Marymount	2 8	113 H	New Mexico St.	3 7
						76 A	Loyola Marymount	6 3	142 H	UC Irvine	8 7
						76 A	Loyola Marymount	0 1	142 H	UC Irvine	7 8
						77 H	Tulane	14 1	142 H	UC Irvine	11 3
						77 H	Tulane	7 4	166 A	Pepperdine	6 3
						77 H	Tulane	6 5	166 H	Pepperdine	10 3
						81 H	Saint Mary's (CA)	1 4	175 A	CSUN	8 10
									175 A	CSUN	3 7
									175 A	CSUN	15 6
									186 A	CSU Bakersfield	1 2
									186 H	CSU Bakersfield	6 4
									205 H	Stony Brook	0 7
									205 H	Stony Brook	8 5
									205 H	Stony Brook	12 4
									224 H	Nevada	10 3
<hr/>											
LAST 10 GAMES											
186 H	CSU Bakersfield	6 4	142 H	UC Irvine	8 7						
104 H	San Diego St.	4 5	142 H	UC Irvine	7 8						
104 H	San Diego St.	6 5	142 H	UC Irvine	11 3						
104 H	San Diego St.	3 5	224 H	Nevada	10 3						
166 A	Pepperdine	6 3	175 A	CSUN	8 10						

Non-Div. I Games:

UC Santa Barbara

Western Caro.

Western Carolina

Western Caro.

Average RPI Win: 114		WON-LOST	WINNING	LAST 10	STRENGTH OF		OPP. STRENGTH	TEAM	ADJ	CONF.	ADJ CONF.
Average RPI Loss: 68		RECORD	PCT. RANK	GAMES	SCHEDULE		OF SCHEDULE	RPI	RPI	RPI	RPI
DIV. I ONLY		17-25-0	.40476	222	3-7-0		14	43	111	.51999	111
DIV. I NON-CONF.		12-12-0	.5	146	2-1-0		52	149	129	.50942	129
TOTALS		RPI 1-25	RPI 26-50		W-L RECORDS		RPI 51-100		RPI 101-150		RPI 150+
17-25-0		2-12-0	2-3-0		OVERALL		5-3-0		3-4-0		5-3-0
11-15-0		2-5-0	0-1-0		HOME		2-2-0		2-4-0		5-3-0
6-10-0		0-7-0	2-2-0		AWAY		3-1-0		1-0-0		0-0-0
0-0-0		0-0-0	0-0-0		NEUTRAL		0-0-0		0-0-0		0-0-0
12-12-0		0-2-0	0-2-0		NON-CONFERENCE		4-1-0		3-4-0		5-3-0
8-9-0		0-1-0	0-1-0		HOME		1-0-0		2-4-0		5-3-0
4-3-0		0-1-0	0-0-		AWAY		3-1-0		1-0-0		0-0-0
0-0-0		0-0-0	0-0-0		NEUTRAL		0-0-0		0-0-0		0-0-0
5-13-0		2-10-0	2-1-0		CONFERENCE		1-2-0		0-0-0		0-0-0
3-6-0		2-4-0	0-0-0		HOME		1-2-0		0-0-0		0-0-0
2-7-0		0-6-0	2-1-0		AWAY		0-0-0		0-0-0		0-0-0
0-0-0		0-0-0	0-0-0		NEUTRAL		0-0-0		0-0-0		0-0-0
RPI S	Opponent	Score	RPI S	Opponent	Score	RPI S	Opponent	Score	RPI S	Opponent	Score
2 A	Clemson	7 9	41 A	Mercer	5 6	63 H	Missouri	3 0	107 H	Xavier	7 8
2 H	Clemson	0 4	41 H	Mercer	3 4	63 H	Missouri	1 6	107 H	Xavier	11 6
14 A	Arkansas	4 14	45 A	Tennessee	7 5	63 H	Missouri	5 8	141 H	Col. of Charleston	9 8
14 A	Arkansas	3 11	45 A	Tennessee	3 1	64 A	Georgia Tech	7 5	141 H	Col. of Charleston	3 9
14 A	Arkansas	4 5	45 A	Tennessee	5 6	64 H	Georgia Tech	5 1	141 H	Col. of Charleston	6 15
16 A	LSU	6 7				70 A	Ga. Southern	1 2	143 A	Kennesaw St.	9 6
16 A	LSU	9 22				70 A	Ga. Southern	7 0	143 H	Kennesaw St.	4 5
16 A	LSU	1 5				70 A	Ga. Southern	4 3	180 H	Presbyterian	8 7
19 H	Vanderbilt	1 8							192 H	UAB	1 0
19 H	Vanderbilt	5 10							192 H	UAB	1 2
19 H	Vanderbilt	1 0							192 H	UAB	2 0
25 H	Auburn	4 1							232 H	Rider	9 3
25 H	Auburn	1 2							232 H	Rider	3 8
25 H	Auburn	1 4							232 H	Rider	4 11
									287 H	Savannah St.	12 3
LAST 10 GAMES											
64 A	Georgia Tech	7 5	14 A	Arkansas	3 11						
19 H	Vanderbilt	5 10	14 A	Arkansas	4 5						
19 H	Vanderbilt	1 0	14 A	Arkansas	4 14						
19 H	Vanderbilt	1 8	64 H	Georgia Tech	5 1						
2 A	Clemson	7 9	63 H	Missouri	1 6						

Non-Div. I Games:

Georgia

Average RPI Win: 157		WON-LOST RECORD	WINNING PCT. RANK		LAST 10 GAMES	STRENGTH OF SCHEDULE	OPP. STRENGTH OF SCHEDULE	TEAM RPI	ADJ RPI	CONF. RPI	ADJ CONF. RPI						
Average RPI Loss: 126																	
DIV. I ONLY		23-17-0	.575	93	7-3-0	139	127	112	.51963	112	9	9					
DIV. I NON-CONF.		14-7-0	.66667	46	3-1-0	188	138	94	.52842	94	10	10					
<hr/>																	
TOTALS		RPI 1-25		RPI 26-50		W-L RECORDS		RPI 51-100		RPI 101-150		RPI 150+					
23-17-0		1-0-0		1-2-0		OVERALL		3-5-0		6-5-0		12-5-0					
12-8-0		0-0-0		1-2-0		HOME		2-2-0		2-2-0		7-2-0					
10-7-0		1-0-0		0-0-0		AWAY		0-1-0		4-3-0		5-3-0					
1-2-0		0-0-0		0-0-0		NEUTRAL		1-2-0		0-0-0		0-0-0					
14-7-0		1-0-0		0-0-0		NON-CONFERENCE		2-2-0		5-3-0		6-2-0					
7-4-0		0-0-0		0-0-0		HOME		1-0-0		2-2-0		4-2-0					
6-2-0		1-0-0		0-0-		AWAY		0-1-0		3-1-0		2-0-0					
1-1-0		0-0-0		0-0-0		NEUTRAL		1-1-0		0-0-0		0-0-0					
9-10-0		0-0-0		1-2-0		CONFERENCE		1-3-0		1-2-0		6-3-0					
5-4-0		0-0-0		1-2-0		HOME		1-2-0		0-0-0		3-0-0					
4-5-0		0-0-0		0-0-0		AWAY		0-0-0		1-2-0		3-3-0					
0-1-0		0-0-0		0-0-0		NEUTRAL		0-1-0		0-0-0		0-0-0					
RPI	S	Opponent		Score		RPI	S	Opponent		Score		RPI	S	Opponent		Score	
25	A	Auburn		5	2	49	H	Louisiana		5	6	52	N	South Ala.		4	6
						49	H	Louisiana		2	7	54	N	Southeastern La.		4	5
						49	H	Louisiana		7	5	70	H	Ga. Southern		4	0
												70	H	Ga. Southern		3	5
												70	H	Ga. Southern		3	6
												89	N	Seton Hall		6	3
												96	A	Samford		3	4
												96	H	Samford		9	2

RPI	S	Opponent	Score	
272	H	Hofstra	4	0

Troy

T
r
o
y

T
r
o
y

Average RPI Win: 197		WON-LOST	WINNING	LAST 10	STRENGTH OF		OPP. STRENGTH	TEAM	ADJ	CONF.	ADJ CONF.
Average RPI Loss: 65		RECORD	PCT. RANK	GAMES	SCHEDULE		OF SCHEDULE	RPI	RPI	RPI	RPI
DIV. I ONLY		23-16-0	.58974	83	6-3-0		164	124	113	.51951	113
DIV. I NON-CONF.		12-15-0	.44444	193	0-2-0		137	28	165	.49244	165
TOTALS		RPI 1-25	RPI 26-50		W-L RECORDS		RPI 51-100		RPI 101-150		RPI 150+
23-16-0		0-5-0	1-4-0		OVERALL		4-1-0		3-5-0		15-1-0
15-5-0		0-1-0	0-1-0		HOME		3-1-0		2-2-0		10-0-0
8-9-0		0-3-0	1-2-0		AWAY		1-0-0		1-3-0		5-1-0
0-2-0		0-1-0	0-1-0		NEUTRAL		0-0-0		0-0-0		0-0-0
12-15-0		0-5-0	1-4-0		NON-CONFERENCE		4-1-0		3-5-0		4-0-0
9-5-0		0-1-0	0-1-0		HOME		3-1-0		2-2-0		4-0-0
3-8-0		0-3-0	1-0-		AWAY		1-0-0		1-3-0		0-0-0
0-2-0		0-1-0	0-1-0		NEUTRAL		0-0-0		0-0-0		0-0-0
11-1-0		0-0-0	0-0-0		CONFERENCE		0-0-0		0-0-0		11-1-0
6-0-0		0-0-0	0-0-0		HOME		0-0-0		0-0-0		6-0-0
5-1-0		0-0-0	0-0-0		AWAY		0-0-0		0-0-0		5-1-0
0-0-0		0-0-0	0-0-0		NEUTRAL		0-0-0		0-0-0		0-0-0
RPI S	Opponent	Score		RPI S	Opponent	Score		RPI S	Opponent	Score	
5 A	Texas Tech	1	16	33 A	Utah	1	5	58 A	BYU	8	6
5 H	Texas Tech	4	15	33 A	Utah	3	0	59 H	Yale	7	3
5 N	Texas Tech	4	6	33 A	Utah	1	5	59 H	Yale	18	5
10 A	Arizona	2	11	42 H	New Mexico	3	5	59 H	Yale	1	3
10 A	Arizona	3	6	42 N	New Mexico	2	8	59 H	Yale	16	5
LAST 10 GAMES											
10 A	Arizona	2	11	210 A	Sacramento St.	5	2	296 H	Mt. St. Mary's	13	2
249 H	Northern Colo.	6	2	210 A	Sacramento St.	1	2	296 H	Mt. St. Mary's	25	4
249 H	Northern Colo.	7	4	210 A	Sacramento St.	8	4	296 H	Mt. St. Mary's	6	3
249 H	Northern Colo.	10	3	230 H	UTRGV	15	5	296 H	Mt. St. Mary's	29	1
5 N	Texas Tech	4	6	230 H	UTRGV	7	4				

Non-Div. I Games: Benedictine Mesa 8 6 Sul Ross St. 19 9 Benedictine Mesa 10 7

New Mexico St.

Average RPI Win: 150		WON-LOST RECORD		WINNING PCT. RANK		LAST 10 GAMES		STRENGTH OF SCHEDULE		OPP. STRENGTH OF SCHEDULE		TEAM RPI		ADJ RPI		CONF. RPI		ADJ CONF. RPI					
DIV. I ONLY		20-21-0		.4878 156		4-6-0		70		134		114		.51806 114		6		6					
DIV. I NON-CONF.		12-11-0		.52174 133		2-2-0		130		202		131		.50919 131		6		6					
TOTALS		RPI 1-25		RPI 26-50		W-L RECORDS		RPI 51-100		RPI 101-150		RPI 150+											
20-21-0		0-2-0		1-3-0		OVERALL		7-8-0		3-3-0		9-5-0											
12-8-0		0-1-0		0-0-0		HOME		5-5-0		1-0-0		6-2-0											
8-12-0		0-1-0		1-3-0		AWAY		2-3-0		2-3-0		3-2-0											
0-1-0		0-0-0		0-0-0		NEUTRAL		0-0-0		0-0-0		0-1-0											
12-11-0		0-2-0		0-1-0		NON-CONFERENCE		2-1-0		3-3-0		7-4-0											
8-3-0		0-1-0		0-0-0		HOME		1-0-0		1-0-0		6-2-0											
4-7-0		0-1-0		0-0-		AWAY		1-1-0		2-3-0		1-1-0											
0-1-0		0-0-0		0-0-0		NEUTRAL		0-0-0		0-0-0		0-1-0											
8-10-0		0-0-0		1-2-0		CONFERENCE		5-7-0		0-0-0		2-1-0											
4-5-0		0-0-0		0-0-0		HOME		4-5-0		0-0-0		0-0-0											
4-5-0		0-0-0		1-2-0		AWAY		1-2-0		0-0-0		2-1-0											
0-0-0		0-0-0		0-0-0		NEUTRAL		0-0-0		0-0-0		0-0-0											
RPI	S	Opponent		Score		RPI	S	Opponent		Score		RPI	S	Opponent		Score							
8	A	West Virginia		7	14	27	A	Southern Miss.		3	5	64	A	Georgia Tech		3	11	110	A	Western Caro.		0	8
8	H	West Virginia		4	8	27	A	Southern Miss.		3	13	71	A	Fla. Atlantic		7	0	110	A	Western Caro.		15	20
						27	A	Southern Miss.		8	7	71	A	Fla. Atlantic		6	12	110	A	Western Caro.		10	6
						45	A	Tennessee		1	7	71	A	Fla. Atlantic		3	7	120	A	Virginia Tech		0	7
												78	H	FIU		3	4	120	H	Virginia Tech		3	1
												78	H	FIU		5	11	143	A	Kennesaw St.		7	4
												78	H	FIU		22	6	160	A	ETSU		9	3
												91	A	Morehead St.		13	11	189	H	Niagara		3	9
												91	H	Morehead St.		4	3	189	H	Niagara		5	4
												93	H	UTSA		3	2	189	H	Niagara		9	6
												93	H	UTSA		12	11	192	A	UAB		5	2
												93	H	UTSA		2	4	192	A	UAB		2	1
												100	H	Middle Tenn.		4	6	192	A	UAB		3	4
												100	H	Middle Tenn.		6	8	214	H	Eastern Ky.		3	6
												100	H	Middle Tenn.		8	6	215	A	Georgia St.		3	8
																		218	H	Ohio		12	9
																		218	N	Ohio		10	11
																		283	H	Lehigh		10	6
																		283	H	Lehigh		6	4
																		283	H	Lehigh		3	0
LAST 10 GAMES																							
				91	A	Morehead St.		13	11	8	H	West Virginia		4	8								
				78	H	FIU		3	4	71	A	Fla. Atlantic		7	0								
				78	H	FIU		5	11	71	A	Fla. Atlantic		6	12								
				78	H	FIU		22	6	71	A	Fla. Atlantic		3	7								
				218	N	Ohio		10	11	218	H	Ohio		12	9								

Non-Div. I Games:

Marshall

Average RPI Win:	145	WON-LOST	WINNING	LAST 10	STRENGTH OF	OPP. STRENGTH	TEAM	ADJ	CONF.	ADJ CONF.	
Average RPI Loss:	134	RECORD	PCT. RANK	GAMES	SCHEDULE	OF SCHEDULE	RPI	RPI	RPI	RPI	
DIV. I ONLY	18-15-1	.54412	113	5-4-1	185	83	115	.51701	115	14	14
DIV. I NON-CONF.	9-8-1	.52778	127	1-0-1	182	27	92	.52889	92	9	9
<hr/>											
TOTALS	RPI 1-25	RPI 26-50		W-L RECORDS	RPI 51-100		RPI 101-150		RPI 150+		
18-15-1	0-0-0	2-1-0		OVERALL	4-5-0		4-2-0		8-7-1		
6-4-0	0-0-0	0-0-0		HOME	1-0-0		1-1-0		4-3-0		
10-10-1	0-0-0	2-1-0		AWAY	3-5-0		2-0-0		3-4-1		
2-1-0	0-0-0	0-0-0		NEUTRAL	0-0-0		1-1-0		1-0-0		
<hr/>											
9-8-1	0-0-0	2-1-0		NON-CONFERENCE	3-2-0		1-1-0		3-4-1		
1-1-0	0-0-0	0-0-0		HOME	1-0-0		0-0-0		0-1-0		
6-6-1	0-0-0	2-0-		AWAY	2-2-0		0-0-0		2-3-1		
2-1-0	0-0-0	0-0-0		NEUTRAL	0-0-0		1-1-0		1-0-0		
<hr/>											
9-7-0	0-0-0	0-0-0		CONFERENCE	1-3-0		3-1-0		5-3-0		
5-3-0	0-0-0	0-0-0		HOME	0-0-0		1-1-0		4-2-0		
4-4-0	0-0-0	0-0-0		AWAY	1-3-0		2-0-0		1-1-0		
0-0-0	0-0-0	0-0-0		NEUTRAL	0-0-0		0-0-0		0-0-0		
<hr/>											
RPI S	Opponent	Score	RPI S	Opponent	Score	RPI S	Opponent	Score	RPI S	Opponent	Score
29 A	UCF	4 3	59 A	Yale	0 8	105 H	Cornell	5 0	29 A	UCF	0 15
29 A	UCF	0 15	59 A	Yale	1 6	105 H	Cornell	0 2	29 A	UCF	4 1
29 A	UCF	4 1	59 A	Yale	7 2	133 A	Columbia	6 2	59 A	Yale	3 11
			59 A	Yale	3 11	133 A	Columbia	9 2	73 A	Bethune-Cookman	2 9
			73 A	Bethune-Cookman	2 9	150 N	St. Bonaventure	13 1	80 A	Miami (FL)	1 0
			80 A	Miami (FL)	1 0	150 N	St. Bonaventure	7 8	80 A	Miami (FL)	2 3
			80 A	Miami (FL)	2 3	165 H	UMass Lowell	5 9	80 A	Miami (FL)	5 0
			80 A	Miami (FL)	5 0	170 A	Holy Cross	2 5	87 H	Boston College	8 3
			87 H	Boston College	8 3	179 H	Princeton	2 4			
						179 H	Princeton	7 6			
						182 N	Eastern Mich.	8 4			
						199 A	Penn	6 7			
						199 A	Penn	9 5			
						226 A	The Citadel	10 9			
						226 A	The Citadel	7 8			
						226 A	The Citadel	4 5			
						226 A	The Citadel	7 2			
						235 A	Siena	9 9			
						237 H	Brown	5 1			
						237 H	Brown	8 9			
						237 H	Brown	3 1			
						237 H	Brown	7 1			
<hr/>											
LAST 10 GAMES											
235 A	Siena	9 9	87 H	Boston College	8 3						
59 A	Yale	0 8	237 H	Brown	3 1						
59 A	Yale	3 11	237 H	Brown	8 9						
59 A	Yale	7 2	237 H	Brown	5 1						
59 A	Yale	1 6	237 H	Brown	7 1						

Non-Div. I Games: Chicago 19 11 Southern Me. 9 1

Dartmouth

Average RPI Win: 164		WON-LOST	WINNING	LAST 10	STRENGTH OF		OPP. STRENGTH	TEAM	ADJ		CONF.	ADJ CONF.			
Average RPI Loss: 135		RECORD	PCT. RANK	GAMES	SCHEDULE		OF SCHEDULE	RPI	RPI		RPI	RPI			
DIV. I ONLY		20-18-0	.52632	124	4-6-0		156	134	116		.51671	116	16	16	
DIV. I NON-CONF.		12-8-0	.6	87	1-2-0		139	114	59		.54734	59	19	19	
TOTALS		RPI 1-25	RPI 26-50		W-L RECORDS		RPI 51-100		RPI 101-150		RPI 150+				
20-18-0		0-1-0	0-0-0		OVERALL		6-4-0		2-8-0		12-5-0				
8-6-0		0-0-0	0-0-0		HOME		3-1-0		1-3-0		4-2-0				
12-12-0		0-1-0	0-0-0		AWAY		3-3-0		1-5-0		8-3-0				
0-0-0		0-0-0	0-0-0		NEUTRAL		0-0-0		0-0-0		0-0-0				
12-8-0		0-1-0	0-0-0		NON-CONFERENCE		4-3-0		0-1-0		8-3-0				
3-2-0		0-0-0	0-0-0		HOME		1-0-0		0-1-0		2-1-0				
9-6-0		0-1-0	0-0-		AWAY		3-3-0		0-0-0		6-2-0				
0-0-0		0-0-0	0-0-0		NEUTRAL		0-0-0		0-0-0		0-0-0				
8-10-0		0-0-0	0-0-0		CONFERENCE		2-1-0		2-7-0		4-2-0				
5-4-0		0-0-0	0-0-0		HOME		2-1-0		1-2-0		2-1-0				
3-6-0		0-0-0	0-0-0		AWAY		0-0-0		1-5-0		2-1-0				
0-0-0		0-0-0	0-0-0		NEUTRAL		0-0-0		0-0-0		0-0-0				
RPI S	Opponent	Score		RPI S	Opponent	Score		RPI S	Opponent	Score		RPI S	Opponent	Score	
25 A	Auburn	1	10					57 A	DBU	6	10	112 H	Troy	5	10
								57 A	DBU	11	14	129 A	Southeast Mo. St.	17	7
								57 A	DBU	7	3	129 A	Southeast Mo. St.	0	1
								78 A	FIU	12	6	129 A	Southeast Mo. St.	6	7
								78 A	FIU	6	5	145 H	Belmont	2	3
								78 A	FIU	0	5	145 H	Belmont	9	4
								94 H	Tennessee Tech	7	2	145 H	Belmont	5	10
								94 H	Tennessee Tech	8	3	147 A	Austin Peay	5	6
								94 H	Tennessee Tech	6	22	147 A	Austin Peay	4	8
								96 H	Samford	9	5	147 A	Austin Peay	0	4
												172 A	Southern Ill.	7	0
												172 A	Southern Ill.	4	5
												172 A	Southern Ill.	8	6
												188 H	Alabama St.	5	6
												192 H	UAB	12	6
												196 A	Murray St.	4	6
												196 A	Murray St.	4	3
												196 A	Murray St.	7	5
												197 A	Alabama	2	1
												197 A	Alabama	11	8
												213 H	Eastern Ill.	7	6
												213 H	Eastern Ill.	6	3
												213 H	Eastern Ill.	5	7
												250 A	Western Ky.	9	5
												250 A	Western Ky.	3	2
												250 A	Western Ky.	4	14
												263 H	Bowling Green	5	0
LAST 10 GAMES				197 A	Alabama	11	8	188 H	Alabama St.	5	6	213 H	Eastern Ill.	5	7
				145 H	Belmont	2	3	129 A	Southeast Mo. St.	17	7	250 A	Western Ky.	9	5
				145 H	Belmont	5	10	129 A	Southeast Mo. St.	0	1	250 A	Western Ky.	3	2
				145 H	Belmont	9	4	129 A	Southeast Mo. St.	6	7	250 A	Western Ky.	4	14
				112 H	Troy	5	10	94 H	Tennessee Tech	8	3	263 H	Bowling Green	5	0

Non-Div. I Games:

Jacksonville St.

[illegible]

Non-Div. I Games:

William & Mary

RPI	S	Opponent	Score	
295	H	Lafayette	16	1
295	H	Lafayette	5	4

William & Mary

W
i
l
l
i
a
m
&
M
a
r
y

W
i
l
l
i
a
m
&
M
a
r
y

Average RPI Win:		175	WON-LOST		WINNING		LAST 10		STRENGTH OF		OPP. STRENGTH		TEAM		ADJ		CONF.		ADJ CONF.								
Average RPI Loss:		105	RECORD		PCT. RANK		GAMES		SCHEDULE		OF SCHEDULE		RPI		RPI		RPI		RPI								
DIV. I ONLY			23-17-0		.575		93		9-1-0		163		99		118		.51518		118		9		9				
DIV. I NON-CONF.			10-12-0		.45455		185		1-0-0		93		69		145		.50262		145		10		10				
TOTALS			RPI 1-25		RPI 26-50		W-L RECORDS		RPI 51-100		RPI 101-150		RPI 150+														
23-17-0			1-2-0		1-3-0		OVERALL		1-5-0		7-3-0		13-4-0														
8-12-0			0-2-0		1-3-0		HOME		1-3-0		2-1-0		4-3-0														
13-4-0			0-0-0		0-0-0		AWAY		0-2-0		4-1-0		9-1-0														
2-1-0			1-0-0		0-0-0		NEUTRAL		0-0-0		1-1-0		0-0-0														
10-12-0			1-2-0		1-3-0		NON-CONFERENCE		0-3-0		2-2-0		6-2-0														
3-8-0			0-2-0		1-3-0		HOME		0-1-0		0-0-0		2-2-0														
5-3-0			0-0-0		0-0-		AWAY		0-2-0		1-1-0		4-0-0														
2-1-0			1-0-0		0-0-0		NEUTRAL		0-0-0		1-1-0		0-0-0														
13-5-0			0-0-0		0-0-0		CONFERENCE		1-2-0		5-1-0		7-2-0														
5-4-0			0-0-0		0-0-0		HOME		1-2-0		2-1-0		2-1-0														
8-1-0			0-0-0		0-0-0		AWAY		0-0-0		3-0-0		5-1-0														
0-0-0			0-0-0		0-0-0		NEUTRAL		0-0-0		0-0-0		0-0-0														
RPI	S	Opponent			Score		RPI	S	Opponent			Score		RPI	S	Opponent			Score								
5	N	Texas Tech			5	1	39	H	Louisiana Tech			1	3	57	A	DBU			7	12	112	H	Troy			5	2
11	H	TCU			4	5	39	H	Louisiana Tech			3	7	57	H	DBU			7	9	112	H	Troy			5	13
11	H	TCU			2	7	39	H	Louisiana Tech			4	6	70	H	Ga. Southern			3	2	112	H	Troy			9	6
							44	H	Texas A&M			3	2	70	H	Ga. Southern			3	4	122	A	SFA			1	2
														70	H	Ga. Southern			5	9	122	A	SFA			7	4
														85	A	Sam Houston St.			2	14	129	N	Southeast Mo. St.			5	3
																					129	N	Southeast Mo. St.			3	4
																					148	A	Appalachian St.			6	5
																					148	A	Appalachian St.			5	2
																					148	A	Appalachian St.			18	1
																					211	A	A&M-Corpus Christi			8	6
																					211	A	A&M-Corpus Christi			7	3
																					211	A	A&M-Corpus Christi			4	2
																					215	A	Georgia St.			7	1
																					215	A	Georgia St.			10	7
																					215	A	Georgia St.			1	2
																					229	H	Little Rock			2	0
																					229	H	Little Rock			10	5
																					229	H	Little Rock			4	9
																					238	A	La.-Monroe			10	3
																					238	A	La.-Monroe			6	4
																					238	A	La.-Monroe			10	2
							LAST 10 GAMES														238	A	La.-Monroe			10	2
																					229	H	Little Rock			4	9
																					229	H	Little Rock			2	0
																					148	A	Appalachian St.			6	5
																					148	A	Appalachian St.			5	2
																					148	A	Appalachian St.			18	1
																					248	H	Milwaukee			2	5
																					248	H	Milwaukee			5	4
																					248	H	Milwaukee			8	5
																					251	A	Abilene Christian			5	4
																					251	H	Abilene Christian			1	9

P
u
r
d
u
e

Purdue

RPI	S	Opponent	Score	
185	H	Indiana St.	2	5
229	A	Little Rock	0	13
229	A	Little Rock	6	4
229	A	Little Rock	0	2
266	A	Santa Clara	12	4
266	A	Santa Clara	10	5
266	A	Santa Clara	3	0
266	A	Santa Clara	8	7
299	H	Fort Wayne	18	0

Purdue

P
u
r
d
u
e

P
u
r
d
u
e

Average RPI Win:	145	WON-LOST	WINNING	LAST 10	STRENGTH OF	OPP. STRENGTH	TEAM	ADJ	CONF.	ADJ CONF.	
Average RPI Loss:	77	RECORD	PCT. RANK	GAMES	SCHEDULE	OF SCHEDULE	RPI	RPI	RPI	RPI	
DIV. I ONLY	20-23-0	.46512	179	3-7-0	77	44	120	.51481	120	3	3
DIV. I NON-CONF.	12-10-0	.54545	115	1-2-0	156	176	132	.5076	132	4	4
<hr/>											
TOTALS	RPI 1-25	RPI 26-50		W-L RECORDS		RPI 51-100		RPI 101-150		RPI 150+	
20-23-0	3-7-0	0-0-0		OVERALL		4-9-0		3-4-0		10-3-0	
12-11-0	3-4-0	0-0-0		HOME		4-6-0		2-0-0		3-1-0	
8-12-0	0-3-0	0-0-0		AWAY		0-3-0		1-4-0		7-2-0	
0-0-0	0-0-0	0-0-0		NEUTRAL		0-0-0		0-0-0		0-0-0	
12-10-0	0-1-0	0-0-0		NON-CONFERENCE		0-4-0		2-2-0		10-3-0	
5-6-0	0-1-0	0-0-0		HOME		0-4-0		2-0-0		3-1-0	
7-4-0	0-0-0	0-0-		AWAY		0-0-0		0-2-0		7-2-0	
0-0-0	0-0-0	0-0-0		NEUTRAL		0-0-0		0-0-0		0-0-0	
8-13-0	3-6-0	0-0-0		CONFERENCE		4-5-0		1-2-0		0-0-0	
7-5-0	3-3-0	0-0-0		HOME		4-2-0		0-0-0		0-0-0	
1-8-0	0-3-0	0-0-0		AWAY		0-3-0		1-2-0		0-0-0	
0-0-0	0-0-0	0-0-0		NEUTRAL		0-0-0		0-0-0		0-0-0	
RPI	S	Opponent	Score	RPI	S	Opponent	Score	RPI	S	Opponent	Score
2	A	Clemson	3 6			56	H Binghamton	5 6	114	A Marshall	1 3
2	A	Clemson	3 8			56	H Binghamton	1 2	114	H Marshall	7 0
2	A	Clemson	1 12			56	H Binghamton	5 12	117	A William & Mary	10 19
8	H	West Virginia	6 8			56	H Binghamton	8 9	117	H William & Mary	3 2
12	H	Virginia	2 3			64	H Georgia Tech	8 4	121	A Duke	5 6
12	H	Virginia	7 5			64	H Georgia Tech	3 13	121	A Duke	1 10
12	H	Virginia	9 10			64	H Georgia Tech	4 6	121	A Duke	7 5
24	H	Florida St.	17 0			86	A Pittsburgh	2 8	160	A ETSU	4 7
24	H	Florida St.	13 12			86	A Pittsburgh	5 9	162	H Canisius	11 0
24	H	Florida St.	2 9			86	A Pittsburgh	2 3	177	A Radford	17 6
						87	H Boston College	10 6	177	H Radford	9 7
						87	H Boston College	16 4	189	H Niagara	8 3
						87	H Boston College	4 3	224	A Nevada	8 5
									224	A Nevada	4 7
									224	A Nevada	8 7
									224	A Nevada	24 10
									241	H Campbell	8 15
									265	A USC Upstate	8 2
									265	A USC Upstate	9 8
									265	A USC Upstate	11 3
<hr/>											
LAST 10 GAMES											
		8	H West Virginia	6 8			12	H Virginia	7 5		
		64	H Georgia Tech	4 6			12	H Virginia	2 3		
		64	H Georgia Tech	3 13			12	H Virginia	9 10		
		64	H Georgia Tech	8 4			177	A Radford	17 6		
		160	A ETSU	4 7			2	A Clemson	3 8		

Non-Div. I Games:

Virginia Tech

Average RPI Win:		164	WON-LOST RECORD		WINNING PCT. RANK		LAST 10 GAMES		STRENGTH OF SCHEDULE		OPP. STRENGTH OF SCHEDULE		TEAM RPI		ADJ RPI		CONF. RPI		ADJ CONF. RPI	
DIV. I ONLY			22-21-0		.51163 144		6-4-0		81		64		121		.51294 121		3		3	
DIV. I NON-CONF.			14-8-0		.63636 65		3-0-0		196		181		137		.50511 137		4		4	
TOTALS		RPI 1-25		RPI 26-50		W-L RECORDS		RPI 51-100		RPI 101-150		RPI 150+								
22-21-0		3-8-0		0-0-0		OVERALL		3-11-0		2-1-0		14-1-0								
17-10-0		1-2-0		0-0-0		HOME		2-6-0		2-1-0		12-1-0								
5-7-0		2-4-0		0-0-0		AWAY		1-3-0		0-0-0		2-0-0								
0-4-0		0-2-0		0-0-0		NEUTRAL		0-2-0		0-0-0		0-0-0								
14-8-0		0-2-0		0-0-0		NON-CONFERENCE		0-5-0		0-0-0		14-1-0								
12-3-0		0-0-0		0-0-0		HOME		0-2-0		0-0-0		12-1-0								
2-1-0		0-0-0		0-0-		AWAY		0-1-0		0-0-0		2-0-0								
0-4-0		0-2-0		0-0-0		NEUTRAL		0-2-0		0-0-0		0-0-0								
8-13-0		3-6-0		0-0-0		CONFERENCE		3-6-0		2-1-0		0-0-0								
5-7-0		1-2-0		0-0-0		HOME		2-4-0		2-1-0		0-0-0								
3-6-0		2-4-0		0-0-0		AWAY		1-2-0		0-0-0		0-0-0								
0-0-0		0-0-0		0-0-0		NEUTRAL		0-0-0		0-0-0		0-0-0								
RPI	S	Opponent		Score		RPI	S	Opponent		Score		RPI	S	Opponent		Score				
1	N	Oregon St.		3	6			65	A	Liberty		4	8	120	H	Virginia Tech		5	7	
1	N	Oregon St.		2	11			69	N	Gonzaga		1	4	120	H	Virginia Tech		6	5	
6	A	Louisville		0	10			69	N	Gonzaga		1	6	120	H	Virginia Tech		10	1	
6	A	Louisville		5	3			80	A	Miami (FL)		7	9	164	H	Davidson		8	6	
6	A	Louisville		5	7			80	A	Miami (FL)		5	2	179	H	Princeton		9	2	
9	H	Wake Forest		4	8			80	A	Miami (FL)		0	7	179	H	Princeton		7	1	
9	H	Wake Forest		7	3			83	H	East Carolina		4	9	179	H	Princeton		3	1	
9	H	Wake Forest		2	11			86	H	Pittsburgh		2	6	179	H	Princeton		6	1	
12	A	Virginia		6	13			86	H	Pittsburgh		14	0	180	H	Presbyterian		14	6	
12	A	Virginia		6	13			86	H	Pittsburgh		8	9	220	H	N.C. A&T		10	2	
12	A	Virginia		19	3			87	H	Boston College		1	3	233	H	Army West Point		5	1	
								87	H	Boston College		6	15	233	H	Army West Point		5	9	
								87	H	Boston College		9	2	233	H	Army West Point		8	5	
								99	H	Southern California		0	2	241	A	Campbell		12	10	
														259	A	N.C. Central		14	6	
														259	H	N.C. Central		8	4	
														289	H	UMES		10	3	
														296	H	Mt. St. Mary's		10	3	
LAST 10 GAMES																				
						180	H	Presbyterian		14	6	87	H	Boston College		9	2			
						6	A	Louisville		5	7	87	H	Boston College		6	15			
						6	A	Louisville		0	10	87	H	Boston College		1	3			
						6	A	Louisville		5	3	241	A	Campbell		12	10			
						259	H	N.C. Central		8	4	80	A	Miami (FL)		5	2			

Non-Div. I Games:

Duke

Average RPI Win:	202	WON-LOST	WINNING	LAST 10	STRENGTH OF	OPP. STRENGTH	TEAM	ADJ	CONF.	ADJ CONF.		
Average RPI Loss:	102	RECORD	PCT. RANK	GAMES	SCHEDULE	OF SCHEDULE	RPI	RPI	RPI	RPI		
DIV. I ONLY		25-18-0	.5814	88	6-4-0	188	133	122	.51244	122	13	13
DIV. I NON-CONF.		11-13-0	.45833	184	1-2-0	201	136	203	.47273	202	14	14
<hr/>												
TOTALS	RPI 1-25	RPI 26-50		W-L RECORDS		RPI 51-100		RPI 101-150		RPI 150+		
25-18-0	1-4-0	1-2-0		OVERALL		2-4-0		3-5-0		18-3-0		
18-4-0	0-0-0	1-0-0		HOME		2-1-0		2-2-0		13-1-0		
7-14-0	1-4-0	0-2-0		AWAY		0-3-0		1-3-0		5-2-0		
0-0-0	0-0-0	0-0-0		NEUTRAL		0-0-0		0-0-0		0-0-0		
11-13-0	1-1-0	1-2-0		NON-CONFERENCE		0-3-0		2-5-0		7-2-0		
10-3-0	0-0-0	1-0-0		HOME		0-0-0		2-2-0		7-1-0		
1-10-0	1-1-0	0-0-		AWAY		0-3-0		0-3-0		0-1-0		
0-0-0	0-0-0	0-0-0		NEUTRAL		0-0-0		0-0-0		0-0-0		
14-5-0	0-3-0	0-0-0		CONFERENCE		2-1-0		1-0-0		11-1-0		
8-1-0	0-0-0	0-0-0		HOME		2-1-0		0-0-0		6-0-0		
6-4-0	0-3-0	0-0-0		AWAY		0-0-0		1-0-0		5-1-0		
0-0-0	0-0-0	0-0-0		NEUTRAL		0-0-0		0-0-0		0-0-0		
RPI S	Opponent	Score	RPI S	Opponent	Score	RPI S	Opponent	Score	RPI S	Opponent	Score	
11 A	TCU	6 2	39 A	Louisiana Tech	8 10	85 H	Sam Houston St.	5 1	118 H	UT Arlington	2 1	
15 A	Baylor	1 2	39 H	Louisiana Tech	6 2	85 H	Sam Houston St.	2 3	118 H	UT Arlington	4 7	
22 A	McNeese	4 8	44 A	Texas A&M	5 6	85 H	Sam Houston St.	12 2	123 A	Houston Baptist	9 2	
22 A	McNeese	1 4				93 A	UTSA	1 14	128 A	Washington St.	3 7	
22 A	McNeese	1 11				93 A	UTSA	5 10	128 A	Washington St.	2 4	
						93 A	UTSA	5 9	128 A	Washington St.	5 10	
									129 H	Southeast Mo. St.	3 2	
									129 H	Southeast Mo. St.	1 3	
									211 A	A&M-Corpus Christi	5 8	
									211 A	A&M-Corpus Christi	5 1	
									211 A	A&M-Corpus Christi	9 4	
									217 H	Northwestern St.	5 2	
									217 H	Northwestern St.	3 2	
									217 H	Northwestern St.	7 2	
									229 A	Little Rock	4 10	
									229 H	Little Rock	6 4	
									229 H	Little Rock	3 8	
									229 H	Little Rock	5 2	
									251 H	Abilene Christian	4 2	
									251 H	Abilene Christian	14 6	
									251 H	Abilene Christian	11 8	
									261 A	Incarnate Word	19 6	
									261 A	Incarnate Word	22 3	
									261 A	Incarnate Word	21 8	
									268 H	Texas Southern	7 0	
									268 H	Texas Southern	14 0	
									278 H	Ark.-Pine Bluff	6 5	
<hr/>												
LAST 10 GAMES												
11 A	TCU	6 2	85 H	Sam Houston St.	12 2	261 A	Incarnate Word	22 3	261 A	Incarnate Word	21 8	
211 A	A&M-Corpus Christi	5 1	85 H	Sam Houston St.	5 1	261 A	Incarnate Word	21 8	268 H	Texas Southern	7 0	
211 A	A&M-Corpus Christi	5 8	85 H	Sam Houston St.	2 3	268 H	Texas Southern	14 0	268 H	Texas Southern	14 0	
211 A	A&M-Corpus Christi	9 4	229 A	Little Rock	4 10	268 H	Texas Southern	14 0	278 H	Ark.-Pine Bluff	6 5	
15 A	Baylor	1 2	217 H	Northwestern St.	3 2	278 H	Ark.-Pine Bluff	6 5				

Non-Div. I Games:

SFA

RPI	S	Opponent	Score	
282	H	Grambling	9	2
297	H	Mississippi Val.	8	2

S
F
A

S
F
A

SFA

Houston Baptist

Houston Baptist

Average RPI Win: 233		WON-LOST RECORD		WINNING PCT. RANK		LAST 10 GAMES		STRENGTH OF SCHEDULE		OPP. STRENGTH OF SCHEDULE		TEAM RPI		ADJ RPI		CONF. RPI		ADJ CONF. RPI	
DIV. I ONLY		28-9-0		.75676 11		8-1-0		283		229		125		.50983 124		23		23	
DIV. I NON-CONF.		12-6-0		.66667 46		2-0-0		261		207		102		.52527 102		21		21	
TOTALS		RPI 1-25		RPI 26-50		W-L RECORDS		RPI 51-100		RPI 101-150		RPI 150+							
28-9-0		2-1-0		0-0-0		OVERALL		0-3-0		0-1-0		26-4-0							
17-2-0		0-0-0		0-0-0		HOME		0-0-0		0-0-0		17-2-0							
9-6-0		2-1-0		0-0-0		AWAY		0-3-0		0-1-0		7-1-0							
2-1-0		0-0-0		0-0-0		NEUTRAL		0-0-0		0-0-0		2-1-0							
12-6-0		2-1-0		0-0-0		NON-CONFERENCE		0-3-0		0-1-0		10-1-0							
4-0-0		0-0-0		0-0-0		HOME		0-0-0		0-0-0		4-0-0							
6-5-0		2-1-0		0-0-		AWAY		0-3-0		0-1-0		4-0-0							
2-1-0		0-0-0		0-0-0		NEUTRAL		0-0-0		0-0-0		2-1-0							
16-3-0		0-0-0		0-0-0		CONFERENCE		0-0-0		0-0-0		16-3-0							
13-2-0		0-0-0		0-0-0		HOME		0-0-0		0-0-0		13-2-0							
3-1-0		0-0-0		0-0-0		AWAY		0-0-0		0-0-0		3-1-0							
0-0-0		0-0-0		0-0-0		NEUTRAL		0-0-0		0-0-0		0-0-0							
RPI S	Opponent	Score		RPI S	Opponent	Score		RPI S	Opponent	Score		RPI S	Opponent	Score					
19 A	Vanderbilt	5	3					63 A	Missouri	2	7	135 A	New Orleans	5	8				
19 A	Vanderbilt	5	2					63 A	Missouri	10	11	174 H	Valparaiso	2	4				
19 A	Vanderbilt	2	6					63 A	Missouri	4	6	174 H	Valparaiso	10	7				
												174 H	Valparaiso	8	1				
												216 H	Oakland	3	6				
												216 H	Oakland	5	1				
												216 H	Oakland	14	7				
												246 A	Northwestern	7	1				
												246 A	Northwestern	9	2				
												246 H	Northwestern	3	0				
												247 A	Northern Ky.	5	3				
												247 A	Northern Ky.	2	6				
												247 H	Northern Ky.	4	0				
												247 H	Northern Ky.	7	2				
												247 H	Northern Ky.	5	2				
												248 H	Milwaukee	11	4				
												248 H	Milwaukee	5	0				
												248 H	Milwaukee	8	7				
												252 A	Northern Ill.	17	3				
												252 H	Northern Ill.	6	1				
												262 A	Youngstown St.	23	2				
												262 A	Youngstown St.	6	2				
												262 H	Youngstown St.	10	2				
												262 H	Youngstown St.	1	0				
												262 H	Youngstown St.	3	0				
												282 N	Grambling	9	3				
												285 N	Prairie View	6	1				
				LAST 10 GAMES															
				286 H	Chicago St.	7	0	247 H	Northern Ky.	7	2	262 H	Youngstown St.	10	2				
				247 A	Northern Ky.	5	3	247 H	Northern Ky.	4	0	262 H	Youngstown St.	1	0				
				247 A	Northern Ky.	2	6	247 H	Northern Ky.	5	2	262 H	Youngstown St.	3	0				
				262 A	Youngstown St.	6	2	252 A	Northern Ill.	17	3	282 N	Grambling	9	3				
				262 A	Youngstown St.	23	2	216 H	Oakland	14	7	285 N	Prairie View	6	1				

Non-Div. I Games: Viterbo 9 2

Ill.-Chicago

RPI	S	Opponent	Score	
285	N	Prairie View	4	5
286	A	Chicago St.	4	3
286	H	Chicago St.	7	0
286	H	Chicago St.	8	0

Ill.-Chicago

I
l
l
.
-
C
h
i
c
a
g
o

I
l
l
.
-
C
h
i
c
a
g
o

Average RPI Win:		200	WON-LOST RECORD		WINNING PCT. RANK		LAST 10 GAMES		STRENGTH OF SCHEDULE		OPP. STRENGTH OF SCHEDULE		TEAM RPI		ADJ RPI		CONF. RPI		ADJ CONF. RPI								
DIV. I ONLY			25-17-0		.59524		79		8-2-0		195		158		126		.50923		125		13		13				
DIV. I NON-CONF.			13-6-0		.68421		42		2-1-0		193		246		100		.52555		100		14		14				
TOTALS		RPI 1-25			RPI 26-50			W-L RECORDS			RPI 51-100			RPI 101-150			RPI 150+										
25-17-0		1-1-0			0-1-0			OVERALL			2-5-0			2-4-0			20-6-0										
19-4-0		0-0-0			0-0-0			HOME			1-0-0			1-2-0			17-2-0										
6-13-0		1-1-0			0-1-0			AWAY			1-5-0			1-2-0			3-4-0										
0-0-0		0-0-0			0-0-0			NEUTRAL			0-0-0			0-0-0			0-0-0										
13-6-0		1-1-0			0-1-0			NON-CONFERENCE			1-0-0			0-0-0			11-4-0										
11-2-0		0-0-0			0-0-0			HOME			1-0-0			0-0-0			10-2-0										
2-4-0		1-1-0			0-0-			AWAY			0-0-0			0-0-0			1-2-0										
0-0-0		0-0-0			0-0-0			NEUTRAL			0-0-0			0-0-0			0-0-0										
12-11-0		0-0-0			0-0-0			CONFERENCE			1-5-0			2-4-0			9-2-0										
8-2-0		0-0-0			0-0-0			HOME			0-0-0			1-2-0			7-0-0										
4-9-0		0-0-0			0-0-0			AWAY			1-5-0			1-2-0			2-2-0										
0-0-0		0-0-0			0-0-0			NEUTRAL			0-0-0			0-0-0			0-0-0										
RPI	S	Opponent			Score			RPI	S	Opponent			Score			RPI	S	Opponent			Score						
15	A	Baylor			11	1	35	A	Texas			5	9	54	A	Southeastern La.			1	4	123	H	Houston Baptist			1	2
16	A	LSU			4	10							54	A	Southeastern La.			5	6	123	H	Houston Baptist			2	7	
													54	A	Southeastern La.			13	5	123	H	Houston Baptist			10	4	
													79	H	Rice			10	4	135	A	New Orleans			0	6	
													85	A	Sam Houston St.			4	6	135	A	New Orleans			9	1	
													85	A	Sam Houston St.			4	9	135	A	New Orleans			0	2	
													85	A	Sam Houston St.			1	3	151	H	Fairfield			2	6	
																				151	H	Fairfield			19	9	
																				151	H	Fairfield			5	1	
																				151	H	Fairfield			6	7	
																				170	H	Illinois			2	1	
																				170	H	Illinois			15	9	
																				211	H	A&M-Corpus Christi			8	2	
																				211	H	A&M-Corpus Christi			4	2	
																				211	H	A&M-Corpus Christi			6	4	
																				217	A	Northwestern St.			9	11	
																				217	H	Northwestern St.			12	6	
																				230	A	UTRGV			5	1	
																				230	A	UTRGV			1	3	
																				230	A	UTRGV			5	6	
																				248	H	Milwaukee			6	0	
																				248	H	Milwaukee			2	1	
																				251	A	Abilene Christian			0	9	
																				251	A	Abilene Christian			13	8	
																				251	A	Abilene Christian			17	11	
																				261	H	Incarnate Word			9	6	
																				261	H	Incarnate Word			3	1	

Non-Div. I Games:

Lamar University

RPI	S	Opponent	Score	
261	H	Incarnate Word	5	2
268	H	Texas Southern	5	2
268	H	Texas Southern	3	2
282	H	Grambling	11	2
285	H	Prairie View	15	7

[illegible]

Non-Div. I Games:

Baldwin Wallace

15 5

Madonna

4 6

Central Mich.

RPI	S	Opponent	Score
263	A	Bowling Green	8 2

Central Mich.

Average RPI Win:	187	WON-LOST	WINNING	LAST 10	STRENGTH OF	OPP. STRENGTH	TEAM	ADJ	CONF.	ADJ CONF.	
Average RPI Loss:	121	RECORD	PCT. RANK	GAMES	SCHEDULE	OF SCHEDULE	RPI	RPI	RPI	RPI	
DIV. I ONLY	22-21-0	.51163	144	6-4-0	136	186	127	.50821	127	12	12
DIV. I NON-CONF.	15-9-0	.625	69	2-1-0	144	219	77	.53838	77	11	11
TOTALS	RPI 1-25	RPI 26-50	W-L RECORDS		RPI 51-100	RPI 101-150		RPI 150+			
22-21-0	0-0-0	0-0-0	OVERALL		5-12-0	2-2-0		15-7-0			
11-7-0	0-0-0	0-0-0	HOME		3-4-0	0-0-0		8-3-0			
9-14-0	0-0-0	0-0-0	AWAY		1-8-0	2-2-0		6-4-0			
2-0-0	0-0-0	0-0-0	NEUTRAL		1-0-0	0-0-0		1-0-0			
15-9-0	0-0-0	0-0-0	NON-CONFERENCE		2-2-0	2-2-0		11-5-0			
7-2-0	0-0-0	0-0-0	HOME		1-0-0	0-0-0		6-2-0			
6-7-0	0-0-0	0-0-	AWAY		0-2-0	2-2-0		4-3-0			
2-0-0	0-0-0	0-0-0	NEUTRAL		1-0-0	0-0-0		1-0-0			
7-12-0	0-0-0	0-0-0	CONFERENCE		3-10-0	0-0-0		4-2-0			
4-5-0	0-0-0	0-0-0	HOME		2-4-0	0-0-0		2-1-0			
3-7-0	0-0-0	0-0-0	AWAY		1-6-0	0-0-0		2-1-0			
0-0-0	0-0-0	0-0-0	NEUTRAL		0-0-0	0-0-0		0-0-0			
RPI S	Opponent	Score	RPI S	Opponent	Score	RPI S	Opponent	Score	RPI S	Opponent	Score
						58 A	BYU	6 19	104 A	San Diego St.	2 4
						61 A	San Diego	4 8	136 A	Grand Canyon	11 8
						61 A	San Diego	4 6	136 A	Grand Canyon	4 5
						61 A	San Diego	2 8	136 A	Grand Canyon	13 6
						66 A	Coastal Caro.	1 6	153 A	Hawaii	2 3
						66 A	Coastal Caro.	5 7	153 A	Hawaii	3 1
						69 A	Gonzaga	7 2	153 A	Hawaii	3 1
						69 A	Gonzaga	3 4	153 A	Hawaii	2 3
						69 A	Gonzaga	1 8	173 A	Fresno St.	7 6
						72 H	California	7 2	173 H	Fresno St.	3 6
						76 H	Loyola Marymount	4 0	210 A	Sacramento St.	5 9
						76 H	Loyola Marymount	5 6	210 H	Sacramento St.	14 6
						76 H	Loyola Marymount	2 3	212 N	Albany (NY)	12 11
						81 H	Saint Mary's (CA)	3 5	224 A	Nevada	9 6
						81 H	Saint Mary's (CA)	1 2	224 H	Nevada	7 1
						81 H	Saint Mary's (CA)	8 1	249 H	Northern Colo.	2 3
						84 N	Winthrop	11 6	249 H	Northern Colo.	11 4
									249 H	Northern Colo.	7 6
									249 H	Northern Colo.	8 3
									264 H	Utah Valley	4 1
									266 A	Santa Clara	12 7
									266 A	Santa Clara	2 3
									266 A	Santa Clara	4 2
									280 H	Portland	12 2
									280 H	Portland	1 4
									280 H	Portland	4 0

Non-Div. I Games:

San Francisco

Average RPI Win:		156	WON-LOST RECORD		WINNING PCT. RANK		LAST 10 GAMES		STRENGTH OF SCHEDULE		OPP. STRENGTH OF SCHEDULE		TEAM RPI		ADJ RPI		CONF. RPI		ADJ CONF. RPI				
Average RPI Loss:		93																					
DIV. I ONLY			18-21-0		.46154 181		3-7-0		92		95		128		.50813 128		4		4				
DIV. I NON-CONF.			14-9-0		.6087 76		1-2-0		78		257		78		.53666 78		2		2				
TOTALS		RPI 1-25		RPI 26-50		W-L RECORDS		RPI 51-100		RPI 101-150		RPI 150+											
18-21-0		1-3-0		2-2-0		OVERALL		3-9-0		3-3-0		9-4-0											
14-5-0		1-2-0		2-1-0		HOME		0-1-0		3-0-0		8-1-0											
4-16-0		0-1-0		0-1-0		AWAY		3-8-0		0-3-0		1-3-0											
0-0-0		0-0-0		0-0-0		NEUTRAL		0-0-0		0-0-0		0-0-0											
14-9-0		0-1-0		0-0-0		NON-CONFERENCE		2-4-0		3-0-0		9-4-0											
11-2-0		0-0-0		0-0-0		HOME		0-1-0		3-0-0		8-1-0											
3-7-0		0-1-0		0-0-		AWAY		2-3-0		0-0-0		1-3-0											
0-0-0		0-0-0		0-0-0		NEUTRAL		0-0-0		0-0-0		0-0-0											
4-12-0		1-2-0		2-2-0		CONFERENCE		1-5-0		0-3-0		0-0-0											
3-3-0		1-2-0		2-1-0		HOME		0-0-0		0-0-0		0-0-0											
1-9-0		0-0-0		0-1-0		AWAY		1-5-0		0-3-0		0-0-0											
0-0-0		0-0-0		0-0-0		NEUTRAL		0-0-0		0-0-0		0-0-0											
RPI	S	Opponent		Score		RPI	S	Opponent		Score		RPI	S	Opponent		Score							
10	H	Arizona		5	19	33	A	Utah		1	2	69	A	Gonzaga		4	9	101	A	Arizona St.	5	6	
10	H	Arizona		5	6	50	H	Washington		1	7	69	H	Gonzaga		3	7	101	A	Arizona St.	7	10	
10	H	Arizona		9	3	50	H	Washington		5	4	72	A	California		2	12	101	A	Arizona St.	4	5	
23	A	Long Beach St.		7	8	50	H	Washington		6	3	72	A	California		5	9	122	H	SFA	4	2	
												72	A	California		2	7	122	H	SFA	10	5	
												76	A	Loyola Marymount		5	18	122	H	SFA	7	3	
												76	A	Loyola Marymount		3	7	175	H	CSUN	11	7	
												76	A	Loyola Marymount		7	4	175	H	CSUN	3	0	
												76	A	Loyola Marymount		6	3	175	H	CSUN	6	4	
												99	A	Southern California		4	1	175	H	CSUN	1	3	
												99	A	Southern California		3	12	210	A	Sacramento St.	4	3	
												99	A	Southern California		2	4	210	A	Sacramento St.	2	10	
																		210	A	Sacramento St.	4	6	
																		227	A	Pacific	8	14	
																		264	H	Utah Valley	10	0	
																		264	H	Utah Valley	9	2	
																		264	H	Utah Valley	8	4	
																		264	H	Utah Valley	9	3	
																		281	H	Seattle U	9	4	
						LAST 10 GAMES																	
						33 A Utah						1	2	281 H Seattle U						9	4		
						69 H Gonzaga						3	7	69 A Gonzaga						4	9		
						50 H Washington						1	7	101 A Arizona St.						4	5		
						50 H Washington						6	3	101 A Arizona St.						7	10		
						50 H Washington						5	4	101 A Arizona St.						5	6		

Non-Div. I Games:

Washington St.

[illegible]

Non-Div. I Games:

Southeast Mo. St.

RPI	S	Opponent	Score	
213	A	Eastern Ill.	7	3
244	A	SIUE	8	3
244	A	SIUE	5	7
244	A	SIUE	10	15
269	H	Western Ill.	22	2
269	H	Western Ill.	5	1
269	H	Western Ill.	5	4

Southeast Mo. St.

S
o
u
t
h
e
a
s
t
M
o
.
S
t
.

S
o
u
t
h
e
a
s
t
M
o
.
S
t
.

[illegible]

Non-Div. I Games:

Central Ark.

B
r
y
a
n
t

Bryant

Average RPI Win: 207		WON-LOST	WINNING	LAST 10	STRENGTH OF		OPP. STRENGTH	TEAM	ADJ	CONF.	ADJ CONF.
Average RPI Loss: 97		RECORD	PCT. RANK	GAMES	SCHEDULE		OF SCHEDULE	RPI	RPI	RPI	RPI
DIV. I ONLY		21-20-0	.5122	138	8-2-0		129	174	132	.50635	132
DIV. I NON-CONF.		13-13-0	.5	146	2-1-0		48	117	87	.53311	87
TOTALS		RPI 1-25	RPI 26-50		W-L RECORDS		RPI 51-100		RPI 101-150		RPI 150+
21-20-0		1-6-0	0-2-0		OVERALL		1-4-0		2-2-0		17-6-0
6-8-0		0-0-0	0-0-0		HOME		0-3-0		0-2-0		6-3-0
7-8-0		0-4-0	0-1-0		AWAY		0-1-0		1-0-0		6-2-0
8-4-0		1-2-0	0-1-0		NEUTRAL		1-0-0		1-0-0		5-1-0
13-13-0		1-6-0	0-2-0		NON-CONFERENCE		1-1-0		2-2-0		9-2-0
3-2-0		0-0-0	0-0-0		HOME		0-0-0		0-2-0		3-0-0
2-7-0		0-4-0	0-0-		AWAY		0-1-0		1-0-0		1-1-0
8-4-0		1-2-0	0-1-0		NEUTRAL		1-0-0		1-0-0		5-1-0
8-7-0		0-0-0	0-0-0		CONFERENCE		0-3-0		0-0-0		8-4-0
3-6-0		0-0-0	0-0-0		HOME		0-3-0		0-0-0		3-3-0
5-1-0		0-0-0	0-0-0		AWAY		0-0-0		0-0-0		5-1-0
0-0-0		0-0-0	0-0-0		NEUTRAL		0-0-0		0-0-0		0-0-0
RPI S	Opponent	Score	RPI S	Opponent	Score	RPI S	Opponent	Score	RPI S	Opponent	Score
1 A	Oregon St.	0 2	26 A	Indiana	2 3	66 A	Coastal Caro.	0 1	119 A	Purdue	5 3
1 A	Oregon St.	1 5	26 N	Indiana	3 4	68 H	Kent St.	5 6	119 H	Purdue	4 16
1 A	Oregon St.	0 5				68 H	Kent St.	4 9	140 H	Butler	3 7
1 A	Oregon St.	4 8				68 H	Kent St.	3 6	149 N	Northeastern	6 5
6 N	Louisville	4 10				87 N	Boston College	4 1	174 H	Valparaiso	11 2
8 N	West Virginia	1 4							188 N	Alabama St.	3 2
21 N	Maryland	8 3							201 A	Buffalo	6 4
									201 A	Buffalo	5 6
									201 A	Buffalo	6 5
									203 A	Western Mich.	18 3
									203 A	Western Mich.	12 9
									203 A	Western Mich.	16 5
									218 H	Ohio	4 6
									218 H	Ohio	0 10
									218 H	Ohio	4 7
									219 N	Georgetown	0 3
									221 N	George Mason	14 6
									221 N	George Mason	7 0
									254 N	Villanova	3 1
									263 H	Bowling Green	7 4
									263 H	Bowling Green	13 6
									263 H	Bowling Green	23 5
									275 A	Dayton	10 2
									275 A	Dayton	2 3
									275 H	Dayton	6 0
									275 H	Dayton	4 3
									286 N	Chicago St.	8 6
			LAST 10 GAMES								
			26 N	Indiana	3 4	263 H	Bowling Green	13 6	275 A	Dayton	10 2
			201 A	Buffalo	5 6	263 H	Bowling Green	23 5	275 A	Dayton	2 3
			201 A	Buffalo	6 4	263 H	Bowling Green	7 4	275 H	Dayton	6 0
			201 A	Buffalo	6 5	174 H	Valparaiso	11 2	275 H	Dayton	4 3
			119 A	Purdue	5 3	203 A	Western Mich.	18 3	286 N	Chicago St.	8 6

Non-Div. I Games:

Ball St.

Non-Div. I Games:




Columbia

Average RPI Win:		131	WON-LOST RECORD		WINNING PCT. RANK	LAST 10 GAMES		STRENGTH OF SCHEDULE		OPP. STRENGTH OF SCHEDULE	TEAM RPI	ADJ RPI	CONF. RPI	ADJ CONF. RPI			
Average RPI Loss:		109															
DIV. I ONLY			14-22-0		.38889	232	2-8-0		48	123	134	.5046	134	8	8		
DIV. I NON-CONF.			12-12-0		.5	146	1-2-0		47	142	91	.52921	91	8	8		
TOTALS		RPI 1-25		RPI 26-50		W-L RECORDS		RPI 51-100		RPI 101-150		RPI 150+					
14-22-0		0-3-0		3-3-0		OVERALL		2-5-0		1-1-0		8-10-0					
6-10-0		0-0-0		1-2-0		HOME		0-2-0		0-1-0		5-5-0					
7-11-0		0-3-0		1-0-0		AWAY		2-3-0		1-0-0		3-5-0					
1-1-0		0-0-0		1-1-0		NEUTRAL		0-0-0		0-0-0		0-0-0					
12-12-0		0-0-0		2-1-0		NON-CONFERENCE		2-5-0		1-1-0		7-5-0					
4-6-0		0-0-0		0-0-0		HOME		0-2-0		0-1-0		4-3-0					
7-5-0		0-0-0		1-0-		AWAY		2-3-0		1-0-0		3-2-0					
1-1-0		0-0-0		1-1-0		NEUTRAL		0-0-0		0-0-0		0-0-0					
2-10-0		0-3-0		1-2-0		CONFERENCE		0-0-0		0-0-0		1-5-0					
2-4-0		0-0-0		1-2-0		HOME		0-0-0		0-0-0		1-2-0					
0-6-0		0-3-0		0-0-0		AWAY		0-0-0		0-0-0		0-3-0					
0-0-0		0-0-0		0-0-0		NEUTRAL		0-0-0		0-0-0		0-0-0					
RPI	S	Opponent		Score		RPI	S	Opponent		Score		RPI	S	Opponent		Score	
23	A	Long Beach St.		0	8	32	H	Cal St. Fullerton		2	15	61	A	San Diego		2	10
23	A	Long Beach St.		0	3	32	H	Cal St. Fullerton		3	2	61	H	San Diego		1	14
23	A	Long Beach St.		4	11	32	H	Cal St. Fullerton		1	6	69	H	Gonzaga		3	10
						38	N	Nebraska		4	5	76	A	Loyola Marymount		8	9
						38	N	Nebraska		4	3	92	A	Kansas St.		5	1
						48	A	UCLA		3	2	92	A	Kansas St.		0	1
												92	A	Kansas St.		11	2
													</				

Non-Div. I Games:

UC Riverside

Non-Div. I Games:

 Tie,  Loss,  Non-Conf, S Site, H Home, A Away, N Neutral Page 163

Average RPI Win: 187		WON-LOST RECORD		WINNING PCT. RANK		LAST 10 GAMES		STRENGTH OF SCHEDULE		OPP. STRENGTH OF SCHEDULE		TEAM RPI		ADJ RPI		CONF. RPI		ADJ CONF. RPI	
DIV. I ONLY		19-21-0		.475 166		6-4-0		119		128		136		.5039 136		25		25	
DIV. I NON-CONF.		6-19-0		.24 267		0-3-0		59		22		208		.47149 208		26		26	
TOTALS		RPI 1-25		RPI 26-50		W-L RECORDS		RPI 51-100		RPI 101-150		RPI 150+							
19-21-0		0-5-0		3-2-0		OVERALL		1-4-0		1-5-0		14-5-0							
12-6-0		0-1-0		2-1-0		HOME		0-2-0		1-2-0		9-0-0							
7-14-0		0-3-0		1-1-0		AWAY		1-2-0		0-3-0		5-5-0							
0-1-0		0-1-0		0-0-0		NEUTRAL		0-0-0		0-0-0		0-0-0							
6-19-0		0-5-0		3-2-0		NON-CONFERENCE		1-4-0		1-5-0		1-3-0							
3-6-0		0-1-0		2-1-0		HOME		0-2-0		1-2-0		0-0-0							
3-12-0		0-3-0		1-0-		AWAY		1-2-0		0-3-0		1-3-0							
0-1-0		0-1-0		0-0-0		NEUTRAL		0-0-0		0-0-0		0-0-0							
13-2-0		0-0-0		0-0-0		CONFERENCE		0-0-0		0-0-0		13-2-0							
9-0-0		0-0-0		0-0-0		HOME		0-0-0		0-0-0		9-0-0							
4-2-0		0-0-0		0-0-0		AWAY		0-0-0		0-0-0		4-2-0							
0-0-0		0-0-0		0-0-0		NEUTRAL		0-0-0		0-0-0		0-0-0							
RPI	S	Opponent		Score		RPI	S	Opponent		Score		RPI	S	Opponent		Score			
10	A	Arizona		2	3	42	A	New Mexico		6	1	60	H	Kansas		4	9		
10	H	Arizona		3	7	42	A	New Mexico		3	22	60	H	Kansas		3	7		
14	A	Arkansas		2	11	43	H	Oklahoma St.		5	6	81	A	Saint Mary's (CA)		6	8		
14	A	Arkansas		1	6	43	H	Oklahoma St.		6	1	81	A	Saint Mary's (CA)		11	12		
23	N	Long Beach St.		1	9	43	H	Oklahoma St.		4	0	81	A	Saint Mary's (CA)		6	4		

Average RPI Win: 133		WON-LOST RECORD	WINNING PCT. RANK	LAST 10 GAMES	STRENGTH OF SCHEDULE	OPP. STRENGTH OF SCHEDULE	TEAM RPI	ADJ RPI	CONF. RPI	ADJ CONF. RPI	
Average RPI Loss: 114											
DIV. I ONLY		18-21-0	.46154 181	7-3-0	112	80	137	.50295 137	8	8	
DIV. I NON-CONF.		10-17-0	.37037 229	2-1-0	115	81	198	.47616 197	8	8	
TOTALS		RPI 1-25	RPI 26-50		W-L RECORDS		RPI 51-100		RPI 101-150		RPI 150+
18-21-0	0-1-0		3-4-0		OVERALL		3-4-0		4-5-0		8-7-0
11-9-0	0-0-0		3-4-0		HOME		2-2-0		2-1-0		4-2-0
7-12-0	0-1-0		0-0-0		AWAY		1-2-0		2-4-0		4-5-0
0-0-0	0-0-0		0-0-0		NEUTRAL		0-0-0		0-0-0		0-0-0
10-17-0	0-1-0		1-3-0		NON-CONFERENCE		3-4-0		2-4-0		4-5-0
7-7-0	0-0-0		1-3-0		HOME		2-2-0		2-1-0		2-1-0
3-10-0	0-1-0		0-0-		AWAY		1-2-0		0-3-0		2-4-0
0-0-0	0-0-0		0-0-0		NEUTRAL		0-0-0		0-0-0		0-0-0
8-4-0	0-0-0		2-1-0		CONFERENCE		0-0-0		2-1-0		4-2-0
4-2-0	0-0-0		2-1-0		HOME		0-0-0		0-0-0		2-1-0
4-2-0	0-0-0		0-0-0		AWAY		0-0-0		2-1-0		2-1-0
0-0-0	0-0-0		0-0-0		NEUTRAL		0-0-0		0-0-0		0-0-0
RPI S	Opponent	Score	RPI S	Opponent	Score	RPI S	Opponent	Score	RPI S	Opponent	Score
18 A	Stanford	2 5	32 H	Cal St. Fullerton	13 6	69 H	Gonzaga	6 1	104 A	San Diego St.	0 5
			32 H	Cal St. Fullerton	4 7	72 A	California	3 4	104 A	San Diego St.	0 2
			32 H	Cal St. Fullerton	8 4	72 A	California	6 4	104 A	San Diego St.	4 6
			38 H	Nebraska	5 6	72 A	California	1 8	139 H	Wichita St.	5 4
			38 H	Nebraska	3 2	76 H	Loyola Marymount	16 1	139 H	Wichita St.	3 0
			38 H	Nebraska	2 3	76 H	Loyola Marymount	5 6	139 H	Wichita St.	0 2
			38 H	Nebraska	4 6	76 H	Loyola Marymount	0 4	142 A	UC Irvine	2 3
									142 A	UC Irvine	3 2
									142 A	UC Irvine	6 5
									152 A	UC Davis	4 1
									152 A	UC Davis	0 3
									152 A	UC Davis	9 6
									153 H	Hawaii	7 1
									153 H	Hawaii	15 5
									153 H	Hawaii	1 11
									173 A	Fresno St.	8 12
									173 H	Fresno St.	3 6
									186 A	CSU Bakersfield	10 2
									186 H	CSU Bakersfield	9 7
									227 A	Pacific	3 8
									227 A	Pacific	0 16
									227 A	Pacific	0 2
									266 A	Santa Clara	11 7
									266 H	Santa Clara	15 0
			LAST 10 GAMES								
			173 H	Fresno St.	3 6	152 A	UC Davis	9 6			
			32 H	Cal St. Fullerton	8 4	152 A	UC Davis	0 3			
			32 H	Cal St. Fullerton	13 6	152 A	UC Davis	4 1			
			32 H	Cal St. Fullerton	4 7	266 H	Santa Clara	15 0			
			186 A	CSU Bakersfield	10 2	153 H	Hawaii	7 1			

Non-Div. I Games:

Cal Poly

Average RPI Win: 178		WON-LOST RECORD		WINNING PCT. RANK		LAST 10 GAMES		STRENGTH OF SCHEDULE		OPP. STRENGTH OF SCHEDULE		TEAM RPI		ADJ RPI		CONF. RPI		ADJ CONF. RPI				
DIV. I ONLY		14-20-0		.41176 216		6-4-0		87		165		138		.50258 138		15		15				
DIV. I NON-CONF.		10-15-0		.4 210		2-2-0		35		222		109		.52028 109		12		12				
TOTALS		RPI 1-25		RPI 26-50		W-L RECORDS		RPI 51-100		RPI 101-150		RPI 150+										
14-20-0		0-3-0		1-3-0		OVERALL		1-5-0		4-4-0		8-5-0										
7-5-0		0-0-0		0-0-0		HOME		0-0-0		3-1-0		4-4-0										
7-15-0		0-3-0		1-3-0		AWAY		1-5-0		1-3-0		4-1-0										
0-0-0		0-0-0		0-0-0		NEUTRAL		0-0-0		0-0-0		0-0-0										
10-15-0		0-0-0		1-3-0		NON-CONFERENCE		1-5-0		2-3-0		6-4-0										
3-3-0		0-0-0		0-0-0		HOME		0-0-0		1-0-0		2-3-0										
7-12-0		0-0-0		1-0-		AWAY		1-5-0		1-3-0		4-1-0										
0-0-0		0-0-0		0-0-0		NEUTRAL		0-0-0		0-0-0		0-0-0										
4-5-0		0-3-0		0-0-0		CONFERENCE		0-0-0		2-1-0		2-1-0										
4-2-0		0-0-0		0-0-0		HOME		0-0-0		2-1-0		2-1-0										
0-3-0		0-3-0		0-0-0		AWAY		0-0-0		0-0-0		0-0-0										
0-0-0		0-0-0		0-0-0		NEUTRAL		0-0-0		0-0-0		0-0-0										
RPI	S	Opponent		Score		RPI	S	Opponent		Score		RPI	S	Opponent		Score						
13	A	Missouri St.		3	5	29	A	UCF		9	12	85	A	Sam Houston St.		2	8	102	A	Iowa	1	12
13	A	Missouri St.		2	9	41	A	Mercer		8	6	85	A	Sam Houston St.		1	7	102	H	Iowa	6	4
13	A	Missouri St.		3	13	41	A	Mercer		10	11	85	A	Sam Houston St.		7	14	103	A	North Florida	4	2
						41	A	Mercer		5	6	94	A	Tennessee Tech		7	5	103	A	North Florida	2	4
												94	A	Tennessee Tech		7	13	103	A	North Florida	5	9
												94	A	Tennessee Tech		14	16	139	H	Wichita St.	11	10
																		139	H	Wichita St.	5	8
																		139	H	Wichita St.	6	5
																		170	A	Illinois	2	0
																		170	H	Illinois	6	8
																		211	A	A&M-Corpus Christi	7	10
																		211	A	A&M-Corpus Christi	9	5
																		211	A	A&M-Corpus Christi	7	6
																		244	A	SIUE	10	7
																		246	H	Northwestern	2	6
																		248	H	Milwaukee	11	5
																		248	H	Milwaukee	3	2
																		248	H	Milwaukee	4	13
																		273	H	Illinois St.	4	9
																		273	H	Illinois St.	8	6
																		273	H	Illinois St.	13	3
				LAST 10 GAMES																		
				170	H	Illinois		6	8	139	H	Wichita St.		5	8							
				273	H	Illinois St.		8	6	139	H	Wichita St.		11	10							
				273	H	Illinois St.		4	9	139	H	Wichita St.		6	5							
				273	H	Illinois St.		13	3	246	H	Northwestern		2	6							
				102	H	Iowa		6	4	244	A	SIUE		10	7							
Non-Div. I Games:		Robert Morris-Peoria		4	3	Cornell College		5	4	Eureka		9	7	Robert Morris-S'fiel		15	0	Bradley				

Average RPI Win: 178		WON-LOST	WINNING	LAST 10	STRENGTH OF		OPP. STRENGTH	TEAM	ADJ	CONF.	ADJ CONF.
Average RPI Loss: 69		RECORD	PCT. RANK	GAMES	SCHEDULE		OF SCHEDULE	RPI	RPI	RPI	RPI
DIV. I ONLY		18-22-0	.45	190	3-7-0		96	76	139	.50193	139
DIV. I NON-CONF.		15-16-0	.48387	165	1-2-0		90	54	135	.507	135
TOTALS		RPI 1-25	RPI 26-50		W-L RECORDS		RPI 51-100		RPI 101-150		RPI 150+
18-22-0		0-9-0	1-4-0		OVERALL		1-2-0		5-4-0		11-3-0
15-6-0		0-3-0	0-1-0		HOME		1-0-0		3-0-0		11-2-0
3-16-0		0-6-0	1-3-0		AWAY		0-2-0		2-4-0		0-1-0
0-0-0		0-0-0	0-0-0		NEUTRAL		0-0-0		0-0-0		0-0-0
15-16-0		0-6-0	1-4-0		NON-CONFERENCE		1-2-0		4-2-0		9-2-0
13-5-0		0-3-0	0-1-0		HOME		1-0-0		3-0-0		9-1-0
2-11-0		0-3-0	1-0-		AWAY		0-2-0		1-2-0		0-1-0
0-0-0		0-0-0	0-0-0		NEUTRAL		0-0-0		0-0-0		0-0-0
3-6-0		0-3-0	0-0-0		CONFERENCE		0-0-0		1-2-0		2-1-0
2-1-0		0-0-0	0-0-0		HOME		0-0-0		0-0-0		2-1-0
1-5-0		0-3-0	0-0-0		AWAY		0-0-0		1-2-0		0-0-0
0-0-0		0-0-0	0-0-0		NEUTRAL		0-0-0		0-0-0		0-0-0
RPI S	Opponent	Score	RPI S	Opponent	Score	RPI S	Opponent	Score	RPI S	Opponent	Score
5 H	Texas Tech	1 4	36 A	Oklahoma	4 2	60 A	Kansas	6 8	136 H	Grand Canyon	4 0
5 H	Texas Tech	1 3	39 A	Louisiana Tech	1 15	60 H	Kansas	8 0	136 H	Grand Canyon	1 0
5 H	Texas Tech	5 10	39 A	Louisiana Tech	2 6	97 A	Oral Roberts	4 7	136 H	Grand Canyon	5 3
13 A	Missouri St.	5 12	39 A	Louisiana Tech	10 12				137 A	Cal Poly	2 0
13 A	Missouri St.	1 8	43 H	Oklahoma St.	3 6				137 A	Cal Poly	0 3
13 A	Missouri St.	4 13							137 A	Cal Poly	4 5
16 A	LSU	2 9							138 A	Bradley	8 5
16 A	LSU	5 12							138 A	Bradley	10 11
16 A	LSU	1 6							138 A	Bradley	5 6
									167 A	Creighton	3 4
									172 H	Southern Ill.	17 7
									172 H	Southern Ill.	8 11
									172 H	Southern Ill.	7 0
									174 H	Valparaiso	3 2
									174 H	Valparaiso	4 3
									174 H	Valparaiso	4 3
									210 H	Sacramento St.	2 3
									249 H	Northern Colo.	10 4
									249 H	Northern Colo.	11 5
									264 H	Utah Valley	4 3
									264 H	Utah Valley	16 2
									264 H	Utah Valley	6 5
									277 H	Omaha	8 0
			LAST 10 GAMES								
			167 A	Creighton	3 4	138 A	Bradley	8 5			
			13 A	Missouri St.	1 8	138 A	Bradley	10 11			
			13 A	Missouri St.	4 13	138 A	Bradley	5 6			
			13 A	Missouri St.	5 12	60 A	Kansas	6 8			
			60 H	Kansas	8 0	172 H	Southern Ill.	17 7			

Non-Div. I Games:

Wichita St.

Butler

Butler

RPI	S	Opponent	Score	
286	A	Chicago St.	6	2
299	A	Fort Wayne	10	3
299	H	Fort Wayne	13	3
299	H	Fort Wayne	2	0

Butler

B
u
t
l
e
r

B
u
t
l
e
r

[illegible]

Non-Div. I Games:

Col. of Charleston

Average RPI Win: 128		WON-LOST	WINNING	LAST 10	STRENGTH OF		OPP. STRENGTH	TEAM	ADJ	CONF.	ADJ CONF.				
Average RPI Loss: 78		RECORD	PCT. RANK	GAMES	SCHEDULE		OF SCHEDULE	RPI	RPI	RPI	RPI				
DIV. I ONLY		15-23-0	.39474	227	0-1-0		46	84	142	.50101	142	8	8		
DIV. I NON-CONF.		13-16-0	.44828	191	0-1-0		25	105	106	.52157	106	8	8		
TOTALS		RPI 1-25	RPI 26-50		W-L RECORDS		RPI 51-100		RPI 101-150		RPI 150+				
15-23-0		2-4-0	1-4-0		OVERALL		5-8-0		3-5-0		4-2-0				
8-13-0		2-4-0	0-3-0		HOME		1-3-0		2-2-0		3-1-0				
6-8-0		0-0-0	1-0-0		AWAY		3-4-0		1-3-0		1-1-0				
1-2-0		0-0-0	0-1-0		NEUTRAL		1-1-0		0-0-0		0-0-0				
13-16-0		2-1-0	1-4-0		NON-CONFERENCE		5-8-0		1-1-0		4-2-0				
7-8-0		2-1-0	0-3-0		HOME		1-3-0		1-0-0		3-1-0				
5-6-0		0-0-0	1-0-		AWAY		3-4-0		0-1-0		1-1-0				
1-2-0		0-0-0	0-1-0		NEUTRAL		1-1-0		0-0-0		0-0-0				
2-7-0		0-3-0	0-0-0		CONFERENCE		0-0-0		2-4-0		0-0-0				
1-5-0		0-3-0	0-0-0		HOME		0-0-0		1-2-0		0-0-0				
1-2-0		0-0-0	0-0-0		AWAY		0-0-0		1-2-0		0-0-0				
0-0-0		0-0-0	0-0-0		NEUTRAL		0-0-0		0-0-0		0-0-0				
RPI S	Opponent	Score		RPI S	Opponent	Score		RPI S	Opponent	Score		RPI S	Opponent	Score	
11 H	TCU	11	2	31 H	Houston	3	4	55 A	Oregon	3	6	104 A	San Diego St.	3	9
11 H	TCU	6	3	31 H	Houston	4	5	55 A	Oregon	2	7	104 H	San Diego St.	7	5
11 H	TCU	7	16	31 H	Houston	3	7	55 A	Oregon	1	10	109 A	UC Santa Barbara	8	7
23 H	Long Beach St.	0	4	45 N	Tennessee	9	10	55 N	Oregon	5	11	109 A	UC Santa Barbara	3	11
23 H	Long Beach St.	2	8	48 A	UCLA	5	3	61 A	San Diego	8	7	109 A	UC Santa Barbara	7	8
23 H	Long Beach St.	2	5					61 A	San Diego	6	14	137 H	Cal Poly	2	3
								62 H	Minnesota	7	5	137 H	Cal Poly	5	6
								62 H	Minnesota	8	9	137 H	Cal Poly	3	2
								76 A	Loyola Marymount	7	6	186 H	CSU Bakersfield	2	14
								76 H	Loyola Marymount	2	4	280 H	Portland	3	1
								88 N	Notre Dame	18	4	280 H	Portland	5	3
								99 A	Southern California	14	3	280 H	Portland	6	3
								99 H	Southern California	7	9	281 A	Seattle U	2	8
												281 A	Seattle U	3	2
LAST 10 GAMES															
99 H	Southern California	7	9	99 A	Southern California	14	3								
61 A	San Diego	8	7	109 A	UC Santa Barbara	7	8								
23 H	Long Beach St.	2	5	109 A	UC Santa Barbara	8	7								
23 H	Long Beach St.	2	8	109 A	UC Santa Barbara	3	11								
23 H	Long Beach St.	0	4	104 A	San Diego St.	3	9								

Non-Div. I Games:

UC Irvine

Average RPI Win: 169		WON-LOST	WINNING	LAST 10	STRENGTH OF		OPP. STRENGTH	TEAM	ADJ	CONF.	ADJ CONF.
Average RPI Loss: 90		RECORD	PCT. RANK	GAMES	SCHEDULE		OF SCHEDULE	RPI	RPI	RPI	RPI
DIV. I ONLY		18-23-0	.43902	200	4-6-0		62	125	143	.50072	143
DIV. I NON-CONF.		11-18-0	.37931	225	0-3-0		43	108	171	.48735	171
TOTALS		RPI 1-25	RPI 26-50		W-L RECORDS		RPI 51-100		RPI 101-150		RPI 150+
18-23-0		0-2-0	0-5-0		OVERALL		4-7-0		3-4-0		11-5-0
11-15-0		0-1-0	0-4-0		HOME		3-4-0		0-2-0		8-4-0
7-8-0		0-1-0	0-1-0		AWAY		1-3-0		3-2-0		3-1-0
0-0-0		0-0-0	0-0-0		NEUTRAL		0-0-0		0-0-0		0-0-0
11-18-0		0-2-0	0-5-0		NON-CONFERENCE		3-5-0		2-2-0		6-4-0
7-13-0		0-1-0	0-4-0		HOME		2-2-0		0-2-0		5-4-0
4-5-0		0-1-0	0-0-		AWAY		1-3-0		2-0-0		1-0-0
0-0-0		0-0-0	0-0-0		NEUTRAL		0-0-0		0-0-0		0-0-0
7-5-0		0-0-0	0-0-0		CONFERENCE		1-2-0		1-2-0		5-1-0
4-2-0		0-0-0	0-0-0		HOME		1-2-0		0-0-0		3-0-0
3-3-0		0-0-0	0-0-0		AWAY		0-0-0		1-2-0		2-1-0
0-0-0		0-0-0	0-0-0		NEUTRAL		0-0-0		0-0-0		0-0-0
RPI S	Opponent	Score	RPI S	Opponent	Score	RPI S	Opponent	Score	RPI S	Opponent	Score
25 A	Auburn	4 6	36 H	Oklahoma	2 5	58 H	BYU	4 13	103 A	North Florida	3 4
25 H	Auburn	7 15	36 H	Oklahoma	9 17	70 A	Ga. Southern	4 8	103 A	North Florida	2 9
			36 H	Oklahoma	4 14	74 H	Jacksonville	5 7	103 A	North Florida	8 3
			41 H	Mercer	4 10	74 H	Jacksonville	3 4	110 A	Western Caro.	12 3
			47 A	Charlotte	1 16	74 H	Jacksonville	6 1	111 A	Georgia	5 4
						84 H	Winthrop	8 3	111 H	Georgia	6 9
						84 H	Winthrop	13 1	114 H	Marshall	4 7
						84 H	Winthrop	3 4	156 H	High Point	5 4
						100 A	Middle Tenn.	7 9	156 H	High Point	3 6
						100 A	Middle Tenn.	0 3	156 H	High Point	6 7
						100 A	Middle Tenn.	19 5	162 H	Canisius	5 8
									162 H	Canisius	7 15
									162 H	Canisius	8 4
									162 H	Canisius	5 2
									200 A	Stetson	4 2
									200 A	Stetson	7 3
									200 A	Stetson	4 10
									203 H	Western Mich.	17 4
									215 A	Georgia St.	10 7
									265 H	USC Upstate	9 2
									265 H	USC Upstate	4 0
									265 H	USC Upstate	8 5
									287 H	Savannah St.	9 1
			LAST 10 GAMES								
			47 A	Charlotte	1 16	200 A	Stetson	4 10			
			74 H	Jacksonville	6 1	200 A	Stetson	7 3			
			74 H	Jacksonville	5 7	200 A	Stetson	4 2			
			74 H	Jacksonville	3 4	70 A	Ga. Southern	4 8			
			25 H	Auburn	7 15	265 H	USC Upstate	9 2			

Non-Div. I Games:

Kennesaw St.

Average RPI Win: 187		WON-LOST RECORD		WINNING PCT. RANK		LAST 10 GAMES		STRENGTH OF SCHEDULE		OPP. STRENGTH OF SCHEDULE		TEAM RPI		ADJ RPI		CONF. RPI		ADJ CONF. RPI	
DIV. I ONLY		19-21-0		.475 166		8-2-0		100		176		144		.50062 144		10		10	
DIV. I NON-CONF.		12-13-0		.48 169		2-2-0		184		180		200		.47384 200		13		13	
TOTALS		RPI 1-25		RPI 26-50		W-L RECORDS		RPI 51-100		RPI 101-150		RPI 150+							
19-21-0		0-2-0		0-6-0		OVERALL		0-1-0		3-1-0		16-11-0							
13-9-0		0-0-0		0-3-0		HOME		0-1-0		0-1-0		13-4-0							
6-12-0		0-2-0		0-3-0		AWAY		0-0-0		3-0-0		3-7-0							
0-0-0		0-0-0		0-0-0		NEUTRAL		0-0-0		0-0-0		0-0-0							
12-13-0		0-2-0		0-3-0		NON-CONFERENCE		0-1-0		0-1-0		12-6-0							
10-6-0		0-0-0		0-0-0		HOME		0-1-0		0-1-0		10-4-0							
2-7-0		0-2-0		0-0-		AWAY		0-0-0		0-0-0		2-2-0							
0-0-0		0-0-0		0-0-0		NEUTRAL		0-0-0		0-0-0		0-0-0							
7-8-0		0-0-0		0-3-0		CONFERENCE		0-0-0		3-0-0		4-5-0							
3-3-0		0-0-0		0-3-0		HOME		0-0-0		0-0-0		3-0-0							
4-5-0		0-0-0		0-0-0		AWAY		0-0-0		3-0-0		1-5-0							
0-0-0		0-0-0		0-0-0		NEUTRAL		0-0-0		0-0-0		0-0-0							
RPI S	Opponent	Score		RPI S	Opponent	Score		RPI S	Opponent	Score		RPI S	Opponent	Score					
2 A	Clemson	0	8	37 A	Ole Miss	0	2	82 H	Michigan St.	2	3	110 A	Western Caro.	6	5				
20 A	South Carolina	1	6	37 A	Ole Miss	0	5					110 A	Western Caro.	5	2				
				37 A	Ole Miss	0	1					110 A	Western Caro.	8	7				
				41 H	Mercer	4	5					140 H	Butler	7	10				
				41 H	Mercer	3	5					157 A	Wofford	2	21				
				41 H	Mercer	6	7					157 A	Wofford	12	4				
												157 A	Wofford	8	9				
												159 A	Gardner-Webb	0	5				
												160 H	ETSU	9	8				
												160 H	ETSU	6	3				
												160 H	ETSU	11	4				
												176 A	UNCG	3	9				
												176 A	UNCG	6	7				
												176 A	UNCG	1	3				
												180 A	Presbyterian	6	0				
												180 H	Presbyterian	11	6				
												180 H	Presbyterian	7	6				
												184 H	UT Martin	11	3				
												198 H	UNC Asheville	12	1				
												209 H	Monmouth	10	6				
												209 H	Monmouth	2	4				
												209 H	Monmouth	12	5				
												215 A	Georgia St.	0	5				
												220 H	N.C. A&T	10	11				
												220 H	N.C. A&T	17	2				
												220 H	N.C. A&T	7	3				
												265 A	USC Upstate	7	4				

RPI	S	Opponent	Score	
265	H	USC Upstate	7	14
275	H	Dayton	11	12
275	H	Dayton	9	7
275	H	Dayton	9	3

Furman

F
u
r
m
a
n

F
u
r
m
a
n

Average RPI Win: 188		WON-LOST	WINNING	LAST 10	STRENGTH OF		OPP. STRENGTH	TEAM	ADJ	CONF.	ADJ CONF.
Average RPI Loss: 111		RECORD	PCT. RANK	GAMES	SCHEDULE		OF SCHEDULE	RPI	RPI	RPI	RPI
DIV. I ONLY		20-19-0	.51282	136	6-4-0		167	130	145	.50044	145
DIV. I NON-CONF.		7-11-0	.38889	218	2-1-0		140	77	204	.4724	203
TOTALS		RPI 1-25	RPI 26-50		W-L RECORDS		RPI 51-100		RPI 101-150		RPI 150+
20-19-0	0-2-0	0-0-0		OVERALL		2-10-0		3-3-0		15-4-0	
10-9-0	0-1-0	0-0-0		HOME		1-7-0		0-0-0		9-1-0	
10-9-0	0-0-0	0-0-0		AWAY		1-3-0		3-3-0		6-3-0	
0-1-0	0-1-0	0-0-0		NEUTRAL		0-0-0		0-0-0		0-0-0	
7-11-0	0-2-0	0-0-0		NON-CONFERENCE		1-8-0		0-0-0		6-1-0	
4-6-0	0-1-0	0-0-0		HOME		0-5-0		0-0-0		4-0-0	
3-4-0	0-0-0	0-0-0		AWAY		1-3-0		0-0-0		2-1-0	
0-1-0	0-1-0	0-0-0		NEUTRAL		0-0-0		0-0-0		0-0-0	
13-8-0	0-0-0	0-0-0		CONFERENCE		1-2-0		3-3-0		9-3-0	
6-3-0	0-0-0	0-0-0		HOME		1-2-0		0-0-0		5-1-0	
7-5-0	0-0-0	0-0-0		AWAY		0-0-0		3-3-0		4-2-0	
0-0-0	0-0-0	0-0-0		NEUTRAL		0-0-0		0-0-0		0-0-0	
RPI S	Opponent	Score		RPI S	Opponent	Score		RPI S	Opponent	Score	
13 H	Missouri St.	5	7					116 A	Jacksonville St.	4	9
19 N	Vanderbilt	11	17					116 A	Jacksonville St.	3	2
								116 A	Jacksonville St.	10	5
								147 A	Austin Peay	2	6
								147 A	Austin Peay	8	10
								147 A	Austin Peay	9	5
								172 A	Southern Ill.	9	3
								172 H	Southern Ill.	18	17
								178 A	Lipscomb	9	7
								184 A	UT Martin	8	6
								184 A	UT Martin	4	7
								184 A	UT Martin	8	5
								213 H	Eastern Ill.	8	3
								213 H	Eastern Ill.	3	7
								213 H	Eastern Ill.	10	1
								214 A	Eastern Ky.	2	0
								214 A	Eastern Ky.	7	3
								214 A	Eastern Ky.	2	6
								244 H	SIUE	8	5
								244 H	SIUE	8	6
								244 H	SIUE	4	3
								246 H	Northwestern	6	1
								250 A	Western Ky.	2	3
								250 H	Western Ky.	11	3
								263 H	Bowling Green	7	5
LAST 10 GAMES											
178 A	Lipscomb	9	7	213 H	Eastern Ill.	3	7				
116 A	Jacksonville St.	10	5	213 H	Eastern Ill.	8	3				
116 A	Jacksonville St.	3	2	213 H	Eastern Ill.	10	1				
116 A	Jacksonville St.	4	9	100 A	Middle Tenn.	4	10				
172 A	Southern Ill.	9	3	147 A	Austin Peay	8	10				

Non-Div. I Games:

Belmont

Average RPI Win: 193		WON-LOST	WINNING	LAST 10	STRENGTH OF	OPP. STRENGTH	TEAM	ADJ	CONF.	ADJ CONF.				
Average RPI Loss: 198		RECORD	PCT. RANK	GAMES	SCHEDULE	OF SCHEDULE	RPI	RPI	RPI	RPI				
DIV. I ONLY		19-18-0	.51351	134	4-6-0	166	275	146	.50013	146	26	26		
DIV. I NON-CONF.		12-13-0	.48	169	2-5-0	136	278	144	.50274	144	25	25		
<hr/>														
TOTALS		RPI 1-25	RPI 26-50		W-L RECORDS		RPI 51-100		RPI 101-150		RPI 150+			
19-18-0		1-1-0	0-0-0		OVERALL		1-1-0		0-0-0		17-16-0			
4-2-0		0-0-0	0-0-0		HOME		0-0-0		0-0-0		4-2-0			
7-10-0		1-1-0	0-0-0		AWAY		1-1-0		0-0-0		5-8-0			
8-6-0		0-0-0	0-0-0		NEUTRAL		0-0-0		0-0-0		8-6-0			
12-13-0		1-1-0	0-0-0		NON-CONFERENCE		1-1-0		0-0-0		10-11-0			
1-2-0		0-0-0	0-0-0		HOME		0-0-0		0-0-0		1-2-0			
5-6-0		1-1-0	0-0-		AWAY		1-1-0		0-0-0		3-4-0			
6-5-0		0-0-0	0-0-0		NEUTRAL		0-0-0		0-0-0		6-5-0			
7-5-0		0-0-0	0-0-0		CONFERENCE		0-0-0		0-0-0		7-5-0			
3-0-0		0-0-0	0-0-0		HOME		0-0-0		0-0-0		3-0-0			
2-4-0		0-0-0	0-0-0		AWAY		0-0-0		0-0-0		2-4-0			
2-1-0		0-0-0	0-0-0		NEUTRAL		0-0-0		0-0-0		2-1-0			
RPI	S	Opponent	Score		RPI	S	Opponent	Score		RPI	S	Opponent	Score	
17	A	Mississippi St.	9	8						158	A	Hartford	16	18
17	A	Mississippi St.	4	12						162	H	Canisius	13	3
										162	H	Canisius	10	7
										162	H	Canisius	11	4
										165	N	UMass Lowell	6	5
										185	N	Indiana St.	1	3
										185	N	Indiana St.	9	3
										190	A	Navy	2	3
										199	N	Penn	4	5
										199	N	Penn	5	0
										199	N	Penn	4	3
										202	N	Central Conn. St.	2	3
										205	H	Stony Brook	2	9
										209	A	Monmouth	7	1
										209	A	Monmouth	2	7
										209	A	Monmouth	5	4
										212	A	Albany (NY)	9	6
										212	A	Albany (NY)	2	8
										212	H	Albany (NY)	3	4
										212	H	Albany (NY)	2	1
										221	A	George Mason	3	1
										221	A	George Mason	4	1
										221	A	George Mason	9	10
										233	N	Army West Point	1	4
										245	A	Quinnipiac	0	2
										245	A	Quinnipiac	2	4
										245	A	Quinnipiac	4	7
LAST 10 GAMES														
233	N	Army West Point	1	4	56	A	Binghamton	1	3					
212	A	Albany (NY)	9	6	209	A	Monmouth	7	1					
212	A	Albany (NY)	2	8	209	A	Monmouth	5	4					
212	H	Albany (NY)	3	4	209	A	Monmouth	2	7					
212	H	Albany (NY)	2	1	158	A	Hartford	16	18					

Non-Div. I Games:

Marist

RPI	S	Opponent	Score	
255	N	Bucknell	5	0
255	N	Bucknell	3	7
255	N	Bucknell	10	8
270	N	Iona	5	1
270	N	Iona	1	3
270	N	Iona	10	3

Marist

M
a
r
i
s
t

M
a
r
i
s
t

Average RPI Win: 154		WON-LOST	WINNING	LAST 10	STRENGTH OF		OPP. STRENGTH	TEAM	ADJ		CONF.	ADJ CONF.			
Average RPI Loss: 132		RECORD	PCT. RANK	GAMES	SCHEDULE		OF SCHEDULE	RPI	RPI		RPI	RPI			
DIV. I ONLY		18-20-0	.47368	171	5-5-0		93	197	147	.50006	147	16	16		
DIV. I NON-CONF.		9-9-0	.5	146	1-1-0		146	158	158	.49547	158	19	19		
TOTALS		RPI 1-25	RPI 26-50		W-L RECORDS		RPI 51-100		RPI 101-150		RPI 150+				
18-20-0		0-0-0	1-3-0		OVERALL		3-7-0		6-3-0		8-7-0				
12-9-0		0-0-0	1-2-0		HOME		2-4-0		5-1-0		4-2-0				
6-11-0		0-0-0	0-1-0		AWAY		1-3-0		1-2-0		4-5-0				
0-0-0		0-0-0	0-0-0		NEUTRAL		0-0-0		0-0-0		0-0-0				
9-9-0		0-0-0	1-3-0		NON-CONFERENCE		2-3-0		0-0-0		6-3-0				
6-4-0		0-0-0	1-2-0		HOME		1-0-0		0-0-0		4-2-0				
3-5-0		0-0-0	0-0-		AWAY		1-3-0		0-0-0		2-1-0				
0-0-0		0-0-0	0-0-0		NEUTRAL		0-0-0		0-0-0		0-0-0				
9-11-0		0-0-0	0-0-0		CONFERENCE		1-4-0		6-3-0		2-4-0				
6-5-0		0-0-0	0-0-0		HOME		1-4-0		5-1-0		0-0-0				
3-6-0		0-0-0	0-0-0		AWAY		0-0-0		1-2-0		2-4-0				
0-0-0		0-0-0	0-0-0		NEUTRAL		0-0-0		0-0-0		0-0-0				
RPI	S	Opponent	Score	RPI	S	Opponent	Score	RPI	S	Opponent	Score	RPI	S	Opponent	Score
41	H	Mercer	1 9	53	A	North Carolina St.	3 6	116	H	Jacksonville St.	4 0	116	H	Jacksonville St.	6 5
41	H	Mercer	14 4	53	A	North Carolina St.	3 9	116	H	Jacksonville St.	8 4	116	H	Jacksonville St.	11 7
41	H	Mercer	6 10	53	A	North Carolina St.	7 3	129	A	Southeast Mo. St.	0 10	129	A	Southeast Mo. St.	3 5
45	A	Tennessee	4 18	91	H	Morehead St.	3 1	145	H	Belmont	10 8	145	H	Belmont	6 2
				91	H	Morehead St.	3 12	145	H	Belmont	5 9	145	H	Belmont	7 3
				94	H	Tennessee Tech	13 14	172	A	Southern Ill.	4 0	172	H	Southern Ill.	10 3
				94	H	Tennessee Tech	8 10	185	H	Indiana St.	9 12	187	H	Arkansas St.	9 8
				94	H	Tennessee Tech	3 14	196	A	Murray St.	12 17	196	A	Murray St.	8 5
				100	A	Middle Tenn.	2 3	196	A	Murray St.	6 8	214	A	Eastern Ky.	6 7
				100	H	Middle Tenn.	21 8	214	A	Eastern Ky.	14 10	214	A	Eastern Ky.	4 5
								250	A	Western Ky.	7 3	250	H	Western Ky.	17 22
								262	H	Youngstown St.	9 2	267	A	Evansville	1 6
								273	H	Illinois St.	9 4				
LAST 10 GAMES				250	H	Western Ky.	17 22	214	A	Eastern Ky.	6 7	214	A	Eastern Ky.	4 5
				91	H	Morehead St.	3 12	145	H	Belmont	10 8	145	H	Belmont	6 2
				91	H	Morehead St.	3 1	145	H	Belmont	5 9				
				250	A	Western Ky.	7 3								
				214	A	Eastern Ky.	14 10								

Non-Div. I Games:

Austin Peay

Average RPI Win: 177		WON-LOST	WINNING	LAST 10	STRENGTH OF		OPP. STRENGTH	TEAM	ADJ	CONF.	ADJ CONF.
Average RPI Loss: 117		RECORD	PCT. RANK	GAMES	SCHEDULE		OF SCHEDULE	RPI	RPI	RPI	RPI
DIV. I ONLY		17-24-0	.41463	213	5-5-0		107	112	148	.49938	148
DIV. I NON-CONF.		11-12-0	.47826	172	2-1-0		94	82	95	.52657	95
TOTALS		RPI 1-25	RPI 26-50		W-L RECORDS		RPI 51-100		RPI 101-150		RPI 150+
17-24-0	0-2-0	1-3-0		OVERALL		1-6-0		1-3-0		14-10-0	
5-8-0	0-1-0	0-0-0		HOME		0-0-0		0-3-0		5-4-0	
9-13-0	0-1-0	1-2-0		AWAY		1-6-0		0-0-0		7-4-0	
3-3-0	0-0-0	0-1-0		NEUTRAL		0-0-0		1-0-0		2-2-0	
11-12-0	0-2-0	0-1-0		NON-CONFERENCE		0-4-0		1-0-0		10-5-0	
3-1-0	0-1-0	0-0-0		HOME		0-0-0		0-0-0		3-0-0	
5-8-0	0-1-0	0-0-		AWAY		0-4-0		0-0-0		5-3-0	
3-3-0	0-0-0	0-1-0		NEUTRAL		0-0-0		1-0-0		2-2-0	
6-12-0	0-0-0	1-2-0		CONFERENCE		1-2-0		0-3-0		4-5-0	
2-7-0	0-0-0	0-0-0		HOME		0-0-0		0-3-0		2-4-0	
4-5-0	0-0-0	1-2-0		AWAY		1-2-0		0-0-0		2-1-0	
0-0-0	0-0-0	0-0-0		NEUTRAL		0-0-0		0-0-0		0-0-0	
RPI S	Opponent	Score	RPI S	Opponent	Score	RPI S	Opponent	Score	RPI S	Opponent	Score
9 H	Wake Forest	4 5	40 N	St. John's (NY)	3 7	63 A	Missouri	2 3	110 N	Western Caro.	7 3
20 A	South Carolina	4 8	49 A	Louisiana	12 4	63 A	Missouri	1 7	118 H	UT Arlington	1 18
			49 A	Louisiana	3 4	63 A	Missouri	0 4	118 H	UT Arlington	2 5
			49 A	Louisiana	0 3	70 A	Ga. Southern	4 6	118 H	UT Arlington	5 6
						70 A	Ga. Southern	7 3	159 A	Gardner-Webb	5 4
						70 A	Ga. Southern	2 6	159 A	Gardner-Webb	4 2
						83 A	East Carolina	0 4	159 A	Gardner-Webb	5 1
									160 A	ETSU	4 5
									160 H	ETSU	8 7
									164 A	Davidson	6 12
									169 H	Texas St.	4 7
									169 H	Texas St.	0 2
									169 H	Texas St.	3 6
									177 A	Radford	7 5
									177 H	Radford	13 9
									183 A	UNCW	5 6
									191 N	VMI	5 11
									191 N	VMI	3 1
									198 H	UNC Asheville	4 3
									215 H	Georgia St.	13 1
									215 H	Georgia St.	6 1
									215 H	Georgia St.	6 8
									221 N	George Mason	1 3
									229 A	Little Rock	2 6
									229 A	Little Rock	7 6
									229 A	Little Rock	3 2
									259 A	N.C. Central	7 5
LAST 10 GAMES			160 H	ETSU	8 7	70 A	Ga. Southern	4 6	221 N	George Mason	1 3
			215 H	Georgia St.	13 1	70 A	Ga. Southern	7 3	229 A	Little Rock	2 6
			215 H	Georgia St.	6 1	70 A	Ga. Southern	2 6	229 A	Little Rock	7 6
			215 H	Georgia St.	6 8	164 A	Davidson	6 12	229 A	Little Rock	3 2
			177 A	Radford	7 5	118 H	UT Arlington	5 6	259 A	N.C. Central	7 5

Non-Div. I Games:

Appalachian St.

RPI	S	Opponent	Score	
259	N	N.C. Central	9	5

Appalachian St.

A
P
P
a
l
a
c
h
i
a
n
S
t
.

A
P
P
a
l
a
c
h
i
a
n
S
t
.

Average RPI Win:	199	WON-LOST	WINNING	LAST 10	STRENGTH OF	OPP. STRENGTH	TEAM	ADJ	CONF.	ADJ CONF.	
Average RPI Loss:	119	RECORD	PCT. RANK	GAMES	SCHEDULE	OF SCHEDULE	RPI	RPI	RPI	RPI	
DIV. I ONLY	20-17-0	.54054	115	9-1-0	198	164	149	.4977	149	21	21
DIV. I NON-CONF.	11-14-0	.44	195	4-1-0	239	179	223	.46383	222	23	23
<hr/>											
TOTALS	RPI 1-25	RPI 26-50		W-L RECORDS		RPI 51-100		RPI 101-150		RPI 150+	
20-17-0	0-0-0	0-3-0		OVERALL		0-3-0		7-5-0		13-6-0	
9-4-0	0-0-0	0-0-0		HOME		0-3-0		3-0-0		6-1-0	
7-9-0	0-0-0	0-3-0		AWAY		0-0-0		3-4-0		4-2-0	
4-4-0	0-0-0	0-0-0		NEUTRAL		0-0-0		1-1-0		3-3-0	
<hr/>											
11-14-0	0-0-0	0-3-0		NON-CONFERENCE		0-3-0		4-5-0		7-3-0	
4-3-0	0-0-0	0-0-0		HOME		0-3-0		0-0-0		4-0-0	
3-7-0	0-0-0	0-0-		AWAY		0-0-0		3-4-0		0-0-0	
4-4-0	0-0-0	0-0-0		NEUTRAL		0-0-0		1-1-0		3-3-0	
<hr/>											
9-3-0	0-0-0	0-0-0		CONFERENCE		0-0-0		3-0-0		6-3-0	
5-1-0	0-0-0	0-0-0		HOME		0-0-0		3-0-0		2-1-0	
4-2-0	0-0-0	0-0-0		AWAY		0-0-0		0-0-0		4-2-0	
0-0-0	0-0-0	0-0-0		NEUTRAL		0-0-0		0-0-0		0-0-0	
<hr/>											
RPI	S	Opponent	Score	RPI	S	Opponent	Score	RPI	S	Opponent	Score
27	A	Southern Miss.	4 9	51	H	Rhode Island	3 7	103	A	North Florida	6 17
27	A	Southern Miss.	7 8	87	H	Boston College	1 5	103	A	North Florida	1 11
27	A	Southern Miss.	1 14	87	H	Boston College	7 10	103	A	North Florida	7 6
								103	A	North Florida	9 1
								108	A	Cincinnati	8 10
								108	A	Cincinnati	6 3
								108	A	Cincinnati	2 4
								126	N	Central Mich.	9 8
								132	N	Ball St.	5 6
								141	H	Col. of Charleston	6 3
								141	H	Col. of Charleston	6 3
								141	H	Col. of Charleston	4 3
								154	H	Delaware	3 2
								154	H	Delaware	1 2
								154	H	Delaware	7 4
								155	A	Elon	0 6
								155	A	Elon	9 2
								155	A	Elon	6 11
								203	N	Western Mich.	7 14
								206	N	Toledo	9 2
								240	A	Towson	7 5
								240	A	Towson	5 2
								240	A	Towson	5 3
								243	N	Massachusetts	5 6
								255	N	Bucknell	7 9
								283	N	Lehigh	12 6
								286	N	Chicago St.	10 7
<hr/>											
LAST 10 GAMES											
292	H	NYIT	16 7	141	H	Col. of Charleston	6 3	240	A	Towson	5 3
292	H	NYIT	8 3	141	H	Col. of Charleston	4 3	243	N	Massachusetts	5 6
292	H	NYIT	11 0	141	H	Col. of Charleston	6 3	255	N	Bucknell	7 9
292	H	NYIT	12 3	154	H	Delaware	3 2	283	N	Lehigh	12 6
243	N	Massachusetts	5 6	154	H	Delaware	7 4	286	N	Chicago St.	10 7

RPI	S	Opponent	Score	
292	H	NYIT	12	3
292	H	NYIT	11	0
292	H	NYIT	8	3
292	H	NYIT	16	7

Northeastern

N
o
r
t
h
e
a
s
t
e
r
n

N
o
r
t
h
e
a
s
t
e
r
n

Average RPI Win:	202	WON-LOST	WINNING	LAST 10	STRENGTH OF	OPP. STRENGTH	TEAM	ADJ	CONF.	ADJ CONF.	
Average RPI Loss:	188	RECORD	PCT. RANK	GAMES	SCHEDULE	OF SCHEDULE	RPI	RPI	RPI	RPI	
DIV. I ONLY	19-15-0	.55882	102	6-4-0	200	271	150	.49713	150	24	24
DIV. I NON-CONF.	10-9-0	.52632	128	4-3-0	258	296	216	.46744	215	24	24
<hr/>											
TOTALS	RPI 1-25	RPI 26-50		W-L RECORDS		RPI 51-100		RPI 101-150		RPI 150+	
19-15-0	0-0-0	0-0-0		OVERALL		2-1-0		1-1-0		16-13-0	
7-2-0	0-0-0	0-0-0		HOME		2-1-0		0-0-0		5-1-0	
7-8-0	0-0-0	0-0-0		AWAY		0-0-0		0-0-0		7-8-0	
5-5-0	0-0-0	0-0-0		NEUTRAL		0-0-0		1-1-0		4-4-0	
<hr/>											
10-9-0	0-0-0	0-0-0		NON-CONFERENCE		0-0-0		1-1-0		9-8-0	
2-1-0	0-0-0	0-0-0		HOME		0-0-0		0-0-0		2-1-0	
3-3-0	0-0-0	0-0-		AWAY		0-0-0		0-0-0		3-3-0	
5-5-0	0-0-0	0-0-0		NEUTRAL		0-0-0		1-1-0		4-4-0	
<hr/>											
9-6-0	0-0-0	0-0-0		CONFERENCE		2-1-0		0-0-0		7-5-0	
5-1-0	0-0-0	0-0-0		HOME		2-1-0		0-0-0		3-0-0	
4-5-0	0-0-0	0-0-0		AWAY		0-0-0		0-0-0		4-5-0	
0-0-0	0-0-0	0-0-0		NEUTRAL		0-0-0		0-0-0		0-0-0	
<hr/>											
RPI S	Opponent	Score	RPI S	Opponent	Score	RPI S	Opponent	Score	RPI S	Opponent	Score
						51 H Rhode Island	5	2	115 N Dartmouth	1	13
						51 H Rhode Island	7	5	115 N Dartmouth	8	7
						51 H Rhode Island	4	8	161 A Saint Louis	4	9
									161 A Saint Louis	6	5
									161 A Saint Louis	2	4
									164 A Davidson	17	4
									164 A Davidson	2	9
									164 A Davidson	2	9
									182 N Eastern Mich.	7	12
									189 A Niagara	1	2
									189 A Niagara	5	1
									189 H Niagara	7	2
									195 N Maine	5	6
									195 N Maine	4	3
									195 N Maine	4	5
									199 N Penn	4	0
									201 H Buffalo	4	5
									201 H Buffalo	1	0
									221 A George Mason	2	1
									221 A George Mason	0	1
			221 A George Mason	7	4						
			LAST 10 GAMES								
201 H Buffalo	1	0	255 A Bucknell	5	4	255 A Bucknell	7	4			
221 A George Mason	0	1	276 A Wagner	1	4	274 N North Dakota St.	10	3			
221 A George Mason	7	4	276 A Wagner	5	6	274 N North Dakota St.	7	3			
221 A George Mason	2	1	189 A Niagara	1	2	274 N North Dakota St.	0	10			
255 A Bucknell	7	4	189 A Niagara	5	1	275 H Dayton	18	14			

Non-Div. I Games:

St. Bonaventure

RPI	S	Opponent	Score	
275	H	Dayton	6	4
275	H	Dayton	9	0
276	A	Wagner	5	6
276	A	Wagner	1	4

St. Bonaventure

S
t
.
B
o
n
a
v
e
n
t
u
r
e

S
t
.
B
o
n
a
v
e
n
t
u
r
e

Average RPI Win:	218	WON-LOST RECORD	WINNING PCT. RANK	LAST 10 GAMES	STRENGTH OF SCHEDULE	OPP. STRENGTH OF SCHEDULE	TEAM RPI	ADJ RPI	CONF. RPI	ADJ CONF. RPI		
DIV. I ONLY		23-15-0	.60526	74	9-1-0	265	232	151	.4971	151	26	26
DIV. I NON-CONF.		13-13-0	.5	146	3-1-0	166	208	126	.50993	126	25	25
<hr/>												
TOTALS	RPI 1-25	RPI 26-50		W-L RECORDS		RPI 51-100		RPI 101-150		RPI 150+		
23-15-0	0-0-0	0-1-0		OVERALL		1-5-0		2-2-0		20-7-0		
8-4-0	0-0-0	0-1-0		HOME		1-0-0		0-0-0		7-3-0		
14-9-0	0-0-0	0-0-0		AWAY		0-5-0		2-2-0		12-2-0		
1-2-0	0-0-0	0-0-0		NEUTRAL		0-0-0		0-0-0		1-2-0		
<hr/>												
13-13-0	0-0-0	0-1-0		NON-CONFERENCE		1-5-0		2-2-0		10-5-0		
3-3-0	0-0-0	0-1-0		HOME		1-0-0		0-0-0		2-2-0		
9-8-0	0-0-0	0-0-		AWAY		0-5-0		2-2-0		7-1-0		
1-2-0	0-0-0	0-0-0		NEUTRAL		0-0-0		0-0-0		1-2-0		
<hr/>												
10-2-0	0-0-0	0-0-0		CONFERENCE		0-0-0		0-0-0		10-2-0		
5-1-0	0-0-0	0-0-0		HOME		0-0-0		0-0-0		5-1-0		
5-1-0	0-0-0	0-0-0		AWAY		0-0-0		0-0-0		5-1-0		
0-0-0	0-0-0	0-0-0		NEUTRAL		0-0-0		0-0-0		0-0-0		
<hr/>												
RPI	S	Opponent	Score	RPI	S	Opponent	Score	RPI	S	Opponent	Score	
				46	H	UConn	1 6	59	H	Yale	5 1	
								73	A	Bethune-Cookman	5 7	
								73	A	Bethune-Cookman	5 9	
								90	A	VCU	4 5	
								90	A	VCU	3 4	
								90	A	VCU	1 2	
								125	A	Lamar University	7 6	
								125	A	Lamar University	1 5	
								125	A	Lamar University	9 19	
								125	A	Lamar University	6 2	
								158	A	Hartford	10 2	
								158	A	Hartford	3 4	
								158	H	Hartford	7 3	
								199	N	Penn	7 5	
								199	N	Penn	0 8	
								199	N	Penn	3 6	
								200	A	Stetson	5 2	
								200	A	Stetson	6 0	
								200	A	Stetson	0 3	
								205	A	Stony Brook	2 1	
								205	A	Stony Brook	1 0	
								232	A	Rider	5 6	
								232	A	Rider	9 1	
								232	A	Rider	1 0	
								235	A	Siena	7 1	
								235	A	Siena	19 0	
								235	A	Siena	2 0	
								236	H	Fordham	6 3	
								253	H	Manhattan	6 13	
								253	H	Manhattan	6 0	
								253	H	Manhattan	6 4	
								260	H	Sacred Heart	5 8	
								272	A	Hofstra	17 11	
<hr/>												
LAST 10 GAMES												
				205	A	Stony Brook	1 0	260	H	Sacred Heart	5 8	
				205	A	Stony Brook	2 1	236	H	Fordham	6 3	
				235	A	Siena	19 0	298	H	Saint Peter's	6 4	
				235	A	Siena	2 0	298	H	Saint Peter's	3 2	
				235	A	Siena	7 1	298	H	Saint Peter's	7 1	

Non-Div. I Games:

Fairfield

RPI	S	Opponent	Score	
292	A	NYIT	8	2
298	H	Saint Peter's	3	2
298	H	Saint Peter's	7	1
298	H	Saint Peter's	6	4

Fairfield

F
a
i
r
f
i
e
l
d

F
a
i
r
f
i
e
l
d

Average RPI Win:		182	WON-LOST RECORD		WINNING PCT. RANK		LAST 10 GAMES		STRENGTH OF SCHEDULE		OPP. STRENGTH OF SCHEDULE		TEAM RPI		ADJ RPI		CONF. RPI		ADJ CONF. RPI							
DIV. I ONLY			12-20-0		.375	236	3-7-0		49		139		152		.49612		152	8		8						
DIV. I NON-CONF.			7-13-0		.35	239	0-1-0		30		152		163		.49322		163	8		8						
TOTALS		RPI 1-25		RPI 26-50		W-L RECORDS		RPI 51-100		RPI 101-150		RPI 150+														
12-20-0		0-4-0		1-5-0		OVERALL		0-3-0		1-2-0		10-6-0														
8-7-0		0-0-0		1-2-0		HOME		0-1-0		1-2-0		6-2-0														
4-12-0		0-4-0		0-3-0		AWAY		0-1-0		0-0-0		4-4-0														
0-1-0		0-0-0		0-0-0		NEUTRAL		0-1-0		0-0-0		0-0-0														
7-13-0		0-4-0		1-2-0		NON-CONFERENCE		0-3-0		0-0-0		6-4-0														
5-4-0		0-0-0		1-2-0		HOME		0-1-0		0-0-0		4-1-0														
2-8-0		0-4-0		0-0-		AWAY		0-1-0		0-0-0		2-3-0														
0-1-0		0-0-0		0-0-0		NEUTRAL		0-1-0		0-0-0		0-0-0														
5-7-0		0-0-0		0-3-0		CONFERENCE		0-0-0		1-2-0		4-2-0														
3-3-0		0-0-0		0-0-0		HOME		0-0-0		1-2-0		2-1-0														
2-4-0		0-0-0		0-3-0		AWAY		0-0-0		0-0-0		2-1-0														
0-0-0		0-0-0		0-0-0		NEUTRAL		0-0-0		0-0-0		0-0-0														
RPI	S	Opponent		Score		RPI	S	Opponent		Score		RPI	S	Opponent		Score										
1	A	Oregon St.		0	4	32	A	Cal St. Fullerton		8	9	55	A	Oregon		2	7	137	H	Cal Poly	1	4				
1	A	Oregon St.		1	4	32	A	Cal St. Fullerton		0	6	81	H	Saint Mary's (CA)		2	5	137	H	Cal Poly	3	0				
1	A	Oregon St.		2	14	32	A	Cal St. Fullerton		5	8	81	N	Saint Mary's (CA)		4	6	137	H	Cal Poly	6	9				
18	A	Stanford		2	8	46	H	UConn		6	9											153	A	Hawaii	9	3
						46	H	UConn		4	7											153	A	Hawaii	1	3
						46	H	UConn		8	7											153	A	Hawaii	11	4
						LAST 10 GAMES												167	A	Creighton	3	4				
																		167	A	Creighton	12	1				
																		167	A	Creighton	1	2				
																		175	H	CSUN	7	5				
																		175	H	CSUN	8	2				
																		175	H	CSUN	2	4				
																		208	H	Penn St.	10	2				
																		210	A	Sacramento St.	0	1				
																		210	H	Sacramento St.	7	6				
																		228	A	UNLV	8	3				
																		264	H	Utah Valley	7	6				
																		264	H	Utah Valley	9	4				
																		264	H	Utah Valley	3	4				
																		153	A	Hawaii	1	3				
																		137	H	Cal Poly	1	4				
																		210	A	Sacramento St.	0	1				
																		32	A	Cal St. Fullerton	5	8				
																		32	A	Cal St. Fullerton	8	9				
																		32	A	Cal St. Fullerton	0	6				

Non-Div. I Games:

UC Davis

Average RPI Win:	170	WON-LOST	WINNING	LAST 10	STRENGTH OF	OPP. STRENGTH	TEAM	ADJ	CONF.	ADJ CONF.	
Average RPI Loss:	105	RECORD	PCT. RANK	GAMES	SCHEDULE	OF SCHEDULE	RPI	RPI	RPI	RPI	
DIV. I ONLY	22-14-0	.61111	70	5-5-0	219	71	153	.49611	153	8	8
DIV. I NON-CONF.	18-9-0	.66667	46	1-0-0	191	63	128	.5095	128	8	8
TOTALS	RPI 1-25	RPI 26-50	W-L RECORDS	RPI 51-100	RPI 101-150	RPI 150+					
22-14-0	0-0-0	1-3-0	OVERALL	4-2-0	5-6-0	12-3-0					
16-10-0	0-0-0	1-3-0	HOME	1-2-0	2-2-0	12-3-0					
5-3-0	0-0-0	0-0-0	AWAY	2-0-0	3-3-0	0-0-0					
1-1-0	0-0-0	0-0-0	NEUTRAL	1-0-0	0-1-0	0-0-0					
18-9-0	0-0-0	1-3-0	NON-CONFERENCE	4-2-0	2-3-0	11-1-0					
15-8-0	0-0-0	1-3-0	HOME	1-2-0	2-2-0	11-1-0					
2-0-0	0-0-0	0-0-	AWAY	2-0-0	0-0-0	0-0-0					
1-1-0	0-0-0	0-0-0	NEUTRAL	1-0-0	0-1-0	0-0-0					
4-5-0	0-0-0	0-0-0	CONFERENCE	0-0-0	3-3-0	1-2-0					
1-2-0	0-0-0	0-0-0	HOME	0-0-0	0-0-0	1-2-0					
3-3-0	0-0-0	0-0-0	AWAY	0-0-0	3-3-0	0-0-0					
0-0-0	0-0-0	0-0-0	NEUTRAL	0-0-0	0-0-0	0-0-0					
RPI S	Opponent	Score	RPI S	Opponent	Score	RPI S	Opponent	Score	RPI S	Opponent	Score
			26 H	Indiana	6 7	53 H	North Carolina St.	0 4	102 N	Iowa	6 7
			26 H	Indiana	11 10	53 H	North Carolina St.	8 3	127 H	San Francisco	1 3
			26 H	Indiana	5 8	53 H	North Carolina St.	1 8	127 H	San Francisco	1 3
			26 H	Indiana	3 4	62 A	Minnesota	11 2	127 H	San Francisco	3 2
						62 A	Minnesota	4 0	127 H	San Francisco	3 2
						97 N	Oral Roberts	6 4	134 A	UC Riverside	7 4
									134 A	UC Riverside	4 2
									134 A	UC Riverside	2 9
									137 A	Cal Poly	5 15
									137 A	Cal Poly	1 7
									137 A	Cal Poly	11 1
									152 H	UC Davis	3 9
									152 H	UC Davis	3 1
									152 H	UC Davis	4 11
									224 H	Nevada	12 5
									224 H	Nevada	3 2
									224 H	Nevada	3 2
									224 H	Nevada	2 9
									231 H	San Jose St.	14 1
									231 H	San Jose St.	8 7
									231 H	San Jose St.	6 2
									231 H	San Jose St.	5 4
									260 H	Sacred Heart	6 3
									260 H	Sacred Heart	4 1
									260 H	Sacred Heart	8 2
									260 H	Sacred Heart	6 5
			LAST 10 GAMES								
			152 H	UC Davis	3 1	134 A	UC Riverside	4 2	260 H	Sacred Heart	6 3
			152 H	UC Davis	3 9	137 A	Cal Poly	1 7	260 H	Sacred Heart	4 1
			152 H	UC Davis	4 11	137 A	Cal Poly	5 15	260 H	Sacred Heart	8 2
			134 A	UC Riverside	7 4	137 A	Cal Poly	11 1	260 H	Sacred Heart	
			134 A	UC Riverside	2 9	224 H	Nevada	3 2			

Non-Div. I Games:

Hawaii

D
e
l
a
w
a
r
e

Delaware

RPI	S	Opponent	Score	
272	H	Hofstra	17	7
272	H	Hofstra	11	4
276	H	Wagner	15	7
276	H	Wagner	19	6
276	H	Wagner	21	8
279	H	Delaware St.	15	5

Delaware

Average RPI Win:		198	WON-LOST RECORD		WINNING PCT. RANK		LAST 10 GAMES		STRENGTH OF SCHEDULE		OPP. STRENGTH OF SCHEDULE		TEAM RPI		ADJ RPI		CONF. RPI		ADJ CONF. RPI	
DIV. I ONLY			19-22-0		.46341 180		4-6-0		79		148		156		.49495 155		21		21	
DIV. I NON-CONF.			10-16-0		.38462 220		0-3-0		58		72		193		.47975 193		23		23	
TOTALS		RPI 1-25		RPI 26-50		W-L RECORDS		RPI 51-100		RPI 101-150		RPI 150+								
19-22-0		0-6-0		0-0-0		OVERALL		1-6-0		3-3-0		15-7-0								
15-12-0		0-1-0		0-0-0		HOME		1-5-0		2-1-0		12-5-0								
4-10-0		0-5-0		0-0-0		AWAY		0-1-0		1-2-0		3-2-0								
0-0-0		0-0-0		0-0-0		NEUTRAL		0-0-0		0-0-0		0-0-0								
10-16-0		0-6-0		0-0-0		NON-CONFERENCE		1-6-0		0-0-0		9-4-0								
9-9-0		0-1-0		0-0-0		HOME		1-5-0		0-0-0		8-3-0								
1-7-0		0-5-0		0-0-		AWAY		0-1-0		0-0-0		1-1-0								
0-0-0		0-0-0		0-0-0		NEUTRAL		0-0-0		0-0-0		0-0-0								
9-6-0		0-0-0		0-0-0		CONFERENCE		0-0-0		3-3-0		6-3-0								
6-3-0		0-0-0		0-0-0		HOME		0-0-0		2-1-0		4-2-0								
3-3-0		0-0-0		0-0-0		AWAY		0-0-0		1-2-0		2-1-0								
0-0-0		0-0-0		0-0-0		NEUTRAL		0-0-0		0-0-0		0-0-0								
RPI	S	Opponent		Score		RPI	S	Opponent		Score		RPI	S	Opponent		Score				
2	A	Clemson	0	1				53	H	North Carolina St.	2	6	117	A	William & Mary	7	6			
2	A	Clemson	5	13				65	H	Liberty	0	1	117	A	William & Mary	6	14			
2	A	Clemson	0	3				70	H	Ga. Southern	0	7	117	A	William & Mary	2	8			
3	A	North Carolina	2	11				70	H	Ga. Southern	8	6	149	H	Northeastern	6	0			
9	A	Wake Forest	1	14				70	H	Ga. Southern	1	5	149	H	Northeastern	11	6			
9	H	Wake Forest	1	13				83	A	East Carolina	2	7	149	H	Northeastern	2	9			
								83	H	East Carolina	7	11	154	H	Delaware	15	2			
													154	H	Delaware	2	3			
													154	H	Delaware	2	11			
													156	A	High Point	14	8			
													156	H	High Point	3	5			
													176	A	UNCG	8	12			
													177	H	Radford	10	1			
													191	H	VMI	4	10			
													191	H	VMI	8	3			
													191	H	VMI	3	2			
													225	H	James Madison	3	0			
													225	H	James Madison	7	1			
													225	H	James Madison	9	2			
													240	A	Towson	10	11			
													240	A	Towson	8	1			
													240	A	Towson	5	4			
													243	H	Massachusetts	4	3			
													243	H	Massachusetts	3	0			
													243	H	Massachusetts	5	1			
													258	H	Longwood	5	9			
													258	H	Longwood	7	0			
LAST 10 GAMES				LAST 10 GAMES				LAST 10 GAMES				LAST 10 GAMES								
3	A	North Carolina	2	11	240	A	Towson	5	4	243	H	Massachusetts	4	3						
154	H	Delaware	2	3	240	A	Towson	10	11	243	H	Massachusetts	3	0						
154	H	Delaware	15	2	9	H	Wake Forest	1	13	243	H	Massachusetts	5	1						
154	H	Delaware	2	11	156	H	High Point	3	5	258	H	Longwood	5	9						
240	A	Towson	8	1	117	A	William & Mary	7	6	258	H	Longwood	7	0						

Non-Div. I Games:

Elon

RPI	S	Opponent	Score	
258	H	Longwood	10	5

Elon

E
l
o
n

E
l
o
n

Average RPI Win:	195	WON-LOST RECORD	WINNING PCT. RANK	LAST 10 GAMES	STRENGTH OF SCHEDULE	OPP. STRENGTH OF SCHEDULE	TEAM RPI	ADJ RPI	CONF. RPI	ADJ CONF. RPI		
DIV. I ONLY		22-18-0	.55	110	7-3-0	205	170	157	.49483	156	18	18
DIV. I NON-CONF.		13-9-0	.59091	92	2-1-0	270	218	180	.48512	180	20	20
<hr/>												
TOTALS	RPI 1-25	RPI 26-50		W-L RECORDS		RPI 51-100		RPI 101-150		RPI 150+		
22-18-0	0-1-0	0-0-0		OVERALL		1-5-0		2-1-0		19-11-0		
12-8-0	0-1-0	0-0-0		HOME		0-0-0		0-0-0		12-7-0		
10-10-0	0-0-0	0-0-0		AWAY		1-5-0		2-1-0		7-4-0		
0-0-0	0-0-0	0-0-0		NEUTRAL		0-0-0		0-0-0		0-0-0		
<hr/>												
13-9-0	0-1-0	0-0-0		NON-CONFERENCE		0-0-0		2-1-0		11-7-0		
6-5-0	0-1-0	0-0-0		HOME		0-0-0		0-0-0		6-4-0		
7-4-0	0-0-0	0-0-		AWAY		0-0-0		2-1-0		5-3-0		
0-0-0	0-0-0	0-0-0		NEUTRAL		0-0-0		0-0-0		0-0-0		
<hr/>												
9-9-0	0-0-0	0-0-0		CONFERENCE		1-5-0		0-0-0		8-4-0		
6-3-0	0-0-0	0-0-0		HOME		0-0-0		0-0-0		6-3-0		
3-6-0	0-0-0	0-0-0		AWAY		1-5-0		0-0-0		2-1-0		
0-0-0	0-0-0	0-0-0		NEUTRAL		0-0-0		0-0-0		0-0-0		
<hr/>												
RPI	S	Opponent	Score	RPI	S	Opponent	Score	RPI	S	Opponent	Score	
9	H	Wake Forest	8 18					65	A	Liberty	1 11	
								65	A	Liberty	7 4	
								65	A	Liberty	2 14	
								84	A	Winthrop	3 7	
								84	A	Winthrop	5 12	
								84	A	Winthrop	0 4	
								143	A	Kennesaw St.	7 6	
								143	A	Kennesaw St.	4 5	
								143	A	Kennesaw St.	6 3	
								155	A	Elon	5 3	
								155	H	Elon	8 14	
								159	H	Gardner-Webb	6 4	
								159	H	Gardner-Webb	12 7	
								159	H	Gardner-Webb	2 7	
								164	A	Davidson	12 11	
								164	H	Davidson	7 0	
								176	H	UNCG	1 0	
								180	A	Presbyterian	1 13	
								180	A	Presbyterian	13 1	
								180	A	Presbyterian	3 2	
								183	A	UNCW	3 7	
								198	H	UNC Asheville	7 0	
								198	H	UNC Asheville	5 2	
								198	H	UNC Asheville	1 3	
								200	A	Stetson	0 1	
								200	A	Stetson	4 5	
								200	A	Stetson	4 3	
								220	A	N.C. A&T	9 5	
								233	H	Army West Point	3 7	
								233	H	Army West Point	3 2	
								233	H	Army West Point	4 2	
								241	H	Campbell	7 9	
								241	H	Campbell	9 7	
LAST 10 GAMES												
183	A	UNCW	3 7	198	H	UNC Asheville	1 3	233	H	Army West Point	3 7	
180	A	Presbyterian	13 1	198	H	UNC Asheville	7 0	233	H	Army West Point	3 2	
180	A	Presbyterian	3 2	198	H	UNC Asheville	5 2	233	H	Army West Point	4 2	
180	A	Presbyterian	1 13	155	A	Elon	5 3	241	H	Campbell	7 9	
176	H	UNCG	1 0	241	H	Campbell	9 7	241	H	Campbell	9 7	

Non-Div. I Games:

High Point

RPI	S	Opponent	Score	
241	H	Campbell	10	4
259	A	N.C. Central	10	6
259	H	N.C. Central	5	11
290	H	NJIT	6	5
290	H	NJIT	2	4
290	H	NJIT	11	0

High Point

H
i
g
h
P
o
i
n
t

H
i
g
h
P
o
i
n
t

Non-Div. I Games:

Wofford

H
a
r
t
f
o
r
d

Hartford

Average RPI Win: 184		WON-LOST	WINNING	LAST 10	STRENGTH OF		OPP. STRENGTH	TEAM	ADJ	CONF.	ADJ CONF.
Average RPI Loss: 150		RECORD	PCT. RANK	GAMES	SCHEDULE		OF SCHEDULE	RPI	RPI	RPI	RPI
DIV. I ONLY		21-19-0	.525	126	7-3-0		121	222	160	.49417	159
DIV. I NON-CONF.		13-12-0	.52	138	2-0-0		99	239	159	.49542	159
TOTALS		RPI 1-25	RPI 26-50		W-L RECORDS		RPI 51-100		RPI 101-150		RPI 150+
21-19-0	0-1-0	0-0-0		OVERALL		2-3-0		3-3-0		16-12-0	
15-12-0	0-0-0	0-0-0		HOME		2-3-0		2-3-0		11-6-0	
6-7-0	0-1-0	0-0-0		AWAY		0-0-0		1-0-0		5-6-0	
0-0-0	0-0-0	0-0-0		NEUTRAL		0-0-0		0-0-0		0-0-0	
13-12-0	0-1-0	0-0-0		NON-CONFERENCE		1-1-0		3-3-0		9-7-0	
10-8-0	0-0-0	0-0-0		HOME		1-1-0		2-3-0		7-4-0	
3-4-0	0-1-0	0-0-		AWAY		0-0-0		1-0-0		2-3-0	
0-0-0	0-0-0	0-0-0		NEUTRAL		0-0-0		0-0-0		0-0-0	
8-7-0	0-0-0	0-0-0		CONFERENCE		1-2-0		0-0-0		7-5-0	
5-4-0	0-0-0	0-0-0		HOME		1-2-0		0-0-0		4-2-0	
3-3-0	0-0-0	0-0-0		AWAY		0-0-0		0-0-0		3-3-0	
0-0-0	0-0-0	0-0-0		NEUTRAL		0-0-0		0-0-0		0-0-0	
RPI S	Opponent	Score		RPI S	Opponent	Score		RPI S	Opponent	Score	
3 A	North Carolina	1	11					65 H	Liberty	8	10
								65 H	Liberty	10	8
								65 H	Liberty	4	17
								75 H	Wright St.	6	8
								75 H	Wright St.	9	8
								110 A	Western Caro.	15	13
								110 H	Western Caro.	7	5
								144 H	Furman	5	0
								148 H	Appalachian St.	2	4
								148 H	Appalachian St.	1	5
								148 H	Appalachian St.	4	5
								156 A	High Point	4	6
								156 A	High Point	7	12
								156 A	High Point	7	2
								160 A	ETSU	5	1
								160 A	ETSU	4	19
								160 A	ETSU	4	5
								162 H	Canisius	5	0
								162 H	Canisius	6	5
								162 H	Canisius	7	10
								162 H	Canisius	5	9
								164 A	Davidson	2	11
								181 H	UMBC	0	6
								181 H	UMBC	4	3
								181 H	UMBC	5	2
								194 A	Charleston So.	7	5
								194 A	Charleston So.	2	18
								194 A	Charleston So.	6	3
								219 H	Georgetown	4	3
								219 H	Georgetown	8	1
								219 H	Georgetown	2	4
								241 H	Campbell	2	7
LAST 10 GAMES				144 H	Furman	5	0	194 A	Charleston So.	7	5
				65 H	Liberty	4	17	194 A	Charleston So.	2	18
				65 H	Liberty	10	8	194 A	Charleston So.	6	3
				65 H	Liberty	8	10	258 H	Longwood	7	2
				110 H	Western Caro.	7	5	258 H	Longwood	4	3

Non-Div. I Games:

Gardner-Webb

RPI	S	Opponent	Score	
241	H	Campbell	10	9
241	H	Campbell	6	8
245	H	Quinnipiac	5	2
258	H	Longwood	7	2
258	H	Longwood	4	3
258	H	Longwood	4	2
265	A	USC Upstate	10	5

Gardner-Webb

G
a
r
d
n
e
r
-
W
e
b
b

G
a
r
d
n
e
r
-
W
e
b
b

Average RPI Win: 147		WON-LOST RECORD		WINNING PCT. RANK		LAST 10 GAMES		STRENGTH OF SCHEDULE		OPP. STRENGTH OF SCHEDULE		TEAM RPI		ADJ RPI		CONF. RPI		ADJ CONF. RPI	
DIV. I ONLY		19-20-0		.48718 159		5-5-0		118		131		161		.49396 160		10		10	
DIV. I NON-CONF.		17-10-0		.62963 68		5-2-0		192		99		117		.51588 117		13		13	
TOTALS		RPI 1-25		RPI 26-50		W-L RECORDS		RPI 51-100		RPI 101-150		RPI 150+							
19-20-0		0-0-0		2-3-0		OVERALL		1-2-0		7-9-0		9-6-0							
15-9-0		0-0-0		1-0-0		HOME		0-0-0		7-5-0		7-4-0							
4-10-0		0-0-0		1-2-0		AWAY		1-2-0		0-4-0		2-2-0							
0-1-0		0-0-0		0-1-0		NEUTRAL		0-0-0		0-0-0		0-0-0							
17-10-0		0-0-0		1-1-0		NON-CONFERENCE		1-2-0		7-3-0		8-4-0							
14-4-0		0-0-0		1-0-0		HOME		0-0-0		7-2-0		6-2-0							
3-5-0		0-0-0		0-0-		AWAY		1-2-0		0-1-0		2-2-0							
0-1-0		0-0-0		0-1-0		NEUTRAL		0-0-0		0-0-0		0-0-0							
2-10-0		0-0-0		1-2-0		CONFERENCE		0-0-0		0-6-0		1-2-0							
1-5-0		0-0-0		0-0-0		HOME		0-0-0		0-3-0		1-2-0							
1-5-0		0-0-0		1-2-0		AWAY		0-0-0		0-3-0		0-0-0							
0-0-0		0-0-0		0-0-0		NEUTRAL		0-0-0		0-0-0		0-0-0							
RPI	S	Opponent		Score	RPI	S	Opponent		Score	RPI	S	Opponent		Score					
		41	A	Mercer	2	5	98	A	Florida A&M	3	7	110	H	Western Caro.	6	9			
		41	A	Mercer	6	10	98	A	Florida A&M	12	13	110	H	Western Caro.	6	11			
		41	A	Mercer	9	2	98	A	Florida A&M	10	8	110	H	Western Caro.	4	5			
		45	H	Tennessee	10	2						114	H	Marshall	3	9			
		45	N	Tennessee	1	8						117	H	William & Mary	8	6			
												117	H	William & Mary	9	3			
												117	H	William & Mary	15	3			
												120	H	Virginia Tech	7	4			
												126	H	Central Mich.	7	6			
												126	H	Central Mich.	7	8			
												126	H	Central Mich.	18	6			
												144	A	Furman	4	11			
												144	A	Furman	3	6			
												144	A	Furman	8	9			
												148	A	Appalachian St.	7	8			
												148	H	Appalachian St.	5	4			
												159	H	Gardner-Webb	5	4			
												159	H	Gardner-Webb	19	4			
												159	H	Gardner-Webb	1	5			
												176	H	UNCG	7	9			
												176	H	UNCG	11	0			
												176	H	UNCG	3	12			
												177	A	Radford	3	4			
												203	H	Western Mich.	12	7			
												203	H	Western Mich.	12	8			
												203	H	Western Mich.	1	11			
												207	A	Miami (OH)	2	1			
LAST 10 GAMES					LAST 10 GAMES					LAST 10 GAMES									
		45	N	Tennessee	1	8	120	H	Virginia Tech	7	4	177	A	Radford	3	4			
		148	A	Appalachian St.	7	8	117	H	William & Mary	8	6	203	H	Western Mich.	12	7			
		144	A	Furman	4	11	117	H	William & Mary	9	3	203	H	Western Mich.	12	8			
		144	A	Furman	3	6	117	H	William & Mary	15	3	203	H	Western Mich.	1	11			
		144	A	Furman	8	9	45	H	Tennessee	10	2	207	A	Miami (OH)	2	1			

Non-Div. I Games:

ETSU

RPI	S	Opponent	Score	
207	A	Miami (OH)	14	0
207	A	Miami (OH)	2	4
216	H	Oakland	10	2
216	H	Oakland	9	7

ETSU

E
T
S
U

E
T
S
U

Average RPI Win:	218	WON-LOST	WINNING	LAST 10	STRENGTH OF	OPP. STRENGTH	TEAM	ADJ	CONF.	ADJ CONF.	
Average RPI Loss:	153	RECORD	PCT. RANK	GAMES	SCHEDULE	OF SCHEDULE	RPI	RPI	RPI	RPI	
DIV. I ONLY	24-13-0	.64865	49	5-4-0	266	234	154	.49395	161	24	24
DIV. I NON-CONF.	17-7-0	.70833	33	1-2-0	275	247	121	.51061	125	24	24
<hr/>											
TOTALS	RPI 1-25	RPI 26-50		W-L RECORDS		RPI 51-100		RPI 101-150		RPI 150+	
24-13-0	0-1-0	1-1-0		OVERALL		2-2-0		3-4-0		18-5-0	
12-5-0	0-1-0	0-0-0		HOME		0-0-0		2-1-0		10-3-0	
7-7-0	0-0-0	1-0-0		AWAY		0-2-0		1-3-0		5-2-0	
5-1-0	0-0-0	0-1-0		NEUTRAL		2-0-0		0-0-0		3-0-0	
<hr/>											
17-7-0	0-1-0	1-1-0		NON-CONFERENCE		2-0-0		1-3-0		13-2-0	
7-2-0	0-1-0	0-0-0		HOME		0-0-0		0-0-0		7-1-0	
5-4-0	0-0-0	1-0-		AWAY		0-0-0		1-3-0		3-1-0	
5-1-0	0-0-0	0-1-0		NEUTRAL		2-0-0		0-0-0		3-0-0	
<hr/>											
7-6-0	0-0-0	0-0-0		CONFERENCE		0-2-0		2-1-0		5-3-0	
5-3-0	0-0-0	0-0-0		HOME		0-0-0		2-1-0		3-2-0	
2-3-0	0-0-0	0-0-0		AWAY		0-2-0		0-0-0		2-1-0	
0-0-0	0-0-0	0-0-0		NEUTRAL		0-0-0		0-0-0		0-0-0	
<hr/>											
RPI S	Opponent	Score		RPI S	Opponent	Score		RPI S	Opponent	Score	
13 H	Missouri St.	8	15	30 N	Michigan	1	6	51 A	Rhode Island	0	6
				43 A	Oklahoma St.	10	7	51 A	Rhode Island	4	6
								88 N	Notre Dame	8	6
								88 N	Notre Dame	8	3
								129 A	Southeast Mo. St.	2	13
								140 A	Butler	4	2
								140 A	Butler	5	6
								140 A	Butler	3	6
								150 H	St. Bonaventure	9	4
								150 H	St. Bonaventure	5	6
								150 H	St. Bonaventure	4	2
								167 N	Creighton	7	3
								213 A	Eastern Ill.	8	5
								213 H	Eastern Ill.	12	1
								236 H	Fordham	1	7
								236 H	Fordham	10	0
								243 A	Massachusetts	8	4
								243 A	Massachusetts	8	1
								243 A	Massachusetts	4	5
								244 A	SIUE	12	3
								252 H	Northern Ill.	8	1
								252 H	Northern Ill.	10	5
								252 H	Northern Ill.	0	2
								261 N	Incarnate Word	6	3
								266 A	Santa Clara	5	3
								269 H	Western Ill.	7	6
								273 A	Illinois St.	1	2
								275 H	Dayton	4	2
								275 H	Dayton	5	6
								275 H	Dayton	5	3
								288 H	Fairleigh Dickinson	7	5
<hr/>											
LAST 10 GAMES											
213 A	Eastern Ill.	8	5	13 H	Missouri St.	8	15	273 A	Illinois St.	1	2
275 H	Dayton	5	3	243 A	Massachusetts	4	5	275 H	Dayton	4	2
275 H	Dayton	5	6	243 A	Massachusetts	8	1	275 H	Dayton	5	6
275 H	Dayton	4	2	243 A	Massachusetts	8	4	275 H	Dayton	5	3
129 A	Southeast Mo. St.	2	13	236 H	Fordham	1	7	288 H	Fairleigh Dickinson	7	5

Non-Div. I Games: McKendree

3 5

Saint Louis

RPI	S	Opponent	Score	
288	H	Fairleigh Dickinson	8	0
288	H	Fairleigh Dickinson	5	2
295	N	Lafayette	24	6

Saint Louis

S
a
i
n
t
L
o
u
i
s

S
a
i
n
t
L
o
u
i
s

C
a
n
i
s
i
u
s

Canisius

RPI	S	Opponent	Score	
235	A	Siena	3	8
236	N	Fordham	4	0
236	N	Fordham	5	3
236	N	Fordham	2	1
236	N	Fordham	5	6
262	H	Youngstown St.	2	4
286	N	Chicago St.	8	1
290	N	NJIT	6	1
299	N	Fort Wayne	13	6
299	N	Fort Wayne	8	4

Canisius

Average RPI Win: 167		WON-LOST RECORD		WINNING PCT. RANK		LAST 10 GAMES		STRENGTH OF SCHEDULE		OPP. STRENGTH OF SCHEDULE		TEAM RPI		ADJ RPI		CONF. RPI		ADJ CONF. RPI	
DIV. I ONLY		16-24-0		.4 225		3-7-0		72		156		163		.49327 163		7 7		7 7	
DIV. I NON-CONF.		12-16-0		.42857 200		1-5-0		54		178		147		.50157 147		7 7		7 7	
TOTALS		RPI 1-25		RPI 26-50		W-L RECORDS		RPI 51-100		RPI 101-150		RPI 150+							
16-24-0		1-1-0		0-2-0		OVERALL		4-9-0		1-6-0		10-6-0							
5-11-0		0-0-0		0-0-0		HOME		1-3-0		1-4-0		3-4-0							
6-8-0		0-0-0		0-0-0		AWAY		2-4-0		0-2-0		4-2-0							
5-5-0		1-1-0		0-2-0		NEUTRAL		1-2-0		0-0-0		3-0-0							
12-16-0		1-1-0		0-2-0		NON-CONFERENCE		3-4-0		0-4-0		8-5-0							
4-6-0		0-0-0		0-0-0		HOME		1-0-0		0-2-0		3-4-0							
3-5-0		0-0-0		0-0-		AWAY		1-2-0		0-2-0		2-1-0							
5-5-0		1-1-0		0-2-0		NEUTRAL		1-2-0		0-0-0		3-0-0							
4-8-0		0-0-0		0-0-0		CONFERENCE		1-5-0		1-2-0		2-1-0							
1-5-0		0-0-0		0-0-0		HOME		0-3-0		1-2-0		0-0-0							
3-3-0		0-0-0		0-0-0		AWAY		1-2-0		0-0-0		2-1-0							
0-0-0		0-0-0		0-0-0		NEUTRAL		0-0-0		0-0-0		0-0-0							
RPI S	Opponent	Score		RPI S	Opponent	Score		RPI S	Opponent	Score		RPI S	Opponent	Score					
1 N	Oregon St.	1	5	33 N	Utah	4	6	62 H	Minnesota	2	5	107 A	Xavier	4	5				
1 N	Oregon St.	6	1	33 N	Utah	0	12	62 H	Minnesota	5	15	107 A	Xavier	5	6				
								62 H	Minnesota	5	6	107 H	Xavier	2	3				
								67 A	FGCU	1	13	108 H	Cincinnati	1	7				
								67 A	FGCU	5	4	119 H	Purdue	1	2				
								67 A	FGCU	9	10	119 H	Purdue	1	6				
								68 H	Kent St.	9	8	119 H	Purdue	13	2				
								82 A	Michigan St.	5	6	154 N	Delaware	15	10				
								82 A	Michigan St.	13	8	176 H	UNCG	4	11				
								82 A	Michigan St.	0	2	176 H	UNCG	5	4				
								86 N	Pittsburgh	2	7	176 H	UNCG	4	11				
								92 N	Kansas St.	2	3	182 H	Eastern Mich.	1	3				
								92 N	Kansas St.	6	3	208 A	Penn St.	5	2				
												208 A	Penn St.	11	2				
												208 A	Penn St.	2	6				
												218 H	Ohio	3	0				
												241 A	Campbell	2	7				
												241 A	Campbell	7	1				
												241 A	Campbell	7	6				
												247 H	Northern Ky.	1	8				
												255 N	Bucknell	5	2				
												262 H	Youngstown St.	12	8				
												283 N	Lehigh	7	3				
				LAST 10 GAMES															
				176 H	UNCG	5	4	82 A	Michigan St.	5	6								
				176 H	UNCG	4	11	82 A	Michigan St.	0	2								
				176 H	UNCG	4	11	182 H	Eastern Mich.	1	3								
				247 H	Northern Ky.	1	8	108 H	Cincinnati	1	7								
				82 A	Michigan St.	13	8	208 A	Penn St.	5	2								

Non-Div. I Games:

Ohio St.

Average RPI Win: 208		WON-LOST	WINNING	LAST 10	STRENGTH OF		OPP. STRENGTH	TEAM	ADJ	CONF.	ADJ CONF.
Average RPI Loss: 117		RECORD	PCT. RANK	GAMES	SCHEDULE		OF SCHEDULE	RPI	RPI	RPI	RPI
DIV. I ONLY		21-17-0	.55263	106	6-4-0		151	220	164	.49225	164
DIV. I NON-CONF.		13-10-0	.56522	106	4-2-0		124	253	157	.49563	157
TOTALS		RPI 1-25	RPI 26-50		W-L RECORDS		RPI 51-100		RPI 101-150		RPI 150+
21-17-0		0-3-0	0-0-0		OVERALL		1-6-0		4-2-0		16-6-0
16-11-0		0-1-0	0-0-0		HOME		0-4-0		4-1-0		12-5-0
5-6-0		0-2-0	0-0-0		AWAY		1-2-0		0-1-0		4-1-0
0-0-0		0-0-0	0-0-0		NEUTRAL		0-0-0		0-0-0		0-0-0
13-10-0		0-3-0	0-0-0		NON-CONFERENCE		0-1-0		2-1-0		11-5-0
12-6-0		0-1-0	0-0-0		HOME		0-1-0		2-0-0		10-4-0
1-4-0		0-2-0	0-0-0		AWAY		0-0-0		0-1-0		1-1-0
0-0-0		0-0-0	0-0-0		NEUTRAL		0-0-0		0-0-0		0-0-0
8-7-0		0-0-0	0-0-0		CONFERENCE		1-5-0		2-1-0		5-1-0
4-5-0		0-0-0	0-0-0		HOME		0-3-0		2-1-0		2-1-0
4-2-0		0-0-0	0-0-0		AWAY		1-2-0		0-0-0		3-0-0
0-0-0		0-0-0	0-0-0		NEUTRAL		0-0-0		0-0-0		0-0-0
RPI S	Opponent	Score	RPI S	Opponent	Score	RPI S	Opponent	Score	RPI S	Opponent	Score
9 A	Wake Forest	5 13				51 H	Rhode Island	1 9	121 A	Duke	6 8
9 H	Wake Forest	6 12				51 H	Rhode Island	6 7	140 H	Butler	3 2
20 A	South Carolina	2 3				51 H	Rhode Island	2 5	148 H	Appalachian St.	12 6
						88 H	Notre Dame	0 2	150 H	St. Bonaventure	9 2
						90 A	VCU	4 11	150 H	St. Bonaventure	9 2
						90 A	VCU	0 14	150 H	St. Bonaventure	4 17
						90 A	VCU	5 4	156 A	High Point	0 7
									156 H	High Point	11 12
									158 H	Hartford	7 5
									159 H	Gardner-Webb	11 2
									165 H	UMass Lowell	8 5
									219 H	Georgetown	8 1
									219 H	Georgetown	5 6
									219 H	Georgetown	9 4
									220 A	N.C. A&T	6 0
									220 H	N.C. A&T	12 1
									220 H	N.C. A&T	5 3
									235 H	Siena	4 8
									235 H	Siena	11 8
									242 H	Saint Joseph's	1 7
									242 H	Saint Joseph's	10 7
									242 H	Saint Joseph's	5 3
									255 H	Bucknell	0 8
						90 A	VCU	4 11	271 A	La Salle	6 4
						90 A	VCU	0 14	271 A	La Salle	8 7
						90 A	VCU	5 4	271 A	La Salle	24 4
						148 H	Appalachian St.	12 6	283 H	Lehigh	7 4
						271 A	La Salle	8 7			
LAST 10 GAMES											
	9 H Wake Forest	6 12				90 A	VCU	4 11			
	220 H N.C. A&T	5 3				90 A	VCU	0 14			
	220 H N.C. A&T	12 1				90 A	VCU	5 4			
	220 A N.C. A&T	6 0				148 H	Appalachian St.	12 6			
	20 A South Carolina	2 3				271 A	La Salle	8 7			

Non-Div. I Games:

Davidson

Davidson

Average RPI Win: 189		WON-LOST	WINNING	LAST 10	STRENGTH OF		OPP. STRENGTH	TEAM	ADJ	CONF.	ADJ CONF.
Average RPI Loss: 146		RECORD	PCT. RANK	GAMES	SCHEDULE		OF SCHEDULE	RPI	RPI	RPI	RPI
DIV. I ONLY		20-17-0	.54054	115	5-5-0		201	206	165	.48952	165
DIV. I NON-CONF.		12-11-0	.52174	133	2-2-0		208	224	160	.49454	160
TOTALS		RPI 1-25	RPI 26-50		W-L RECORDS		RPI 51-100		RPI 101-150		RPI 150+
20-17-0	0-0-0	1-4-0		OVERALL		2-2-0		2-1-0		15-10-0	
7-5-0	0-0-0	0-0-0		HOME		0-0-0		0-0-0		7-5-0	
5-5-0	0-0-0	0-0-0		AWAY		0-1-0		2-0-0		3-4-0	
8-7-0	0-0-0	1-4-0		NEUTRAL		2-1-0		0-1-0		5-1-0	
12-11-0	0-0-0	1-4-0		NON-CONFERENCE		1-1-0		2-1-0		8-5-0	
1-2-0	0-0-0	0-0-0		HOME		0-0-0		0-0-0		1-2-0	
4-3-0	0-0-0	0-0-		AWAY		0-1-0		2-0-0		2-2-0	
7-6-0	0-0-0	1-4-0		NEUTRAL		1-0-0		0-1-0		5-1-0	
8-6-0	0-0-0	0-0-0		CONFERENCE		1-1-0		0-0-0		7-5-0	
6-3-0	0-0-0	0-0-0		HOME		0-0-0		0-0-0		6-3-0	
1-2-0	0-0-0	0-0-0		AWAY		0-0-0		0-0-0		1-2-0	
1-1-0	0-0-0	0-0-0		NEUTRAL		1-1-0		0-0-0		0-0-0	
RPI S	Opponent	Score	RPI S	Opponent	Score	RPI S	Opponent	Score	RPI S	Opponent	Score
			40 N	St. John's (NY)	3 6	53 A	North Carolina St.	0 8	115 A	Dartmouth	9 5
			46 N	UConn	3 7	56 N	Binghamton	5 2	117 A	William & Mary	13 6
			46 N	UConn	11 8	56 N	Binghamton	0 1	146 N	Marist	5 6
			46 N	UConn	3 5	88 N	Notre Dame	8 0	154 A	Delaware	6 5
			46 N	UConn	1 7				164 A	Davidson	5 8
									181 A	UMBC	2 5
									181 A	UMBC	2 5
									181 A	UMBC	6 2
									193 H	Harvard	3 4
									195 H	Maine	5 8
									195 H	Maine	3 0
									195 H	Maine	4 3
									202 A	Central Conn. St.	0 5
									205 H	Stony Brook	7 5
									205 H	Stony Brook	1 4
									205 H	Stony Brook	4 0
									212 H	Albany (NY)	18 0
									212 H	Albany (NY)	2 4
									212 H	Albany (NY)	4 0
									237 H	Brown	3 0
									237 H	Brown	7 8
									240 N	Towson	10 8
									243 A	Massachusetts	6 0
									253 N	Manhattan	5 2
									253 N	Manhattan	10 1
									275 N	Dayton	8 13
									283 N	Lehigh	3 2
LAST 10 GAMES			LAST 10 GAMES			LAST 10 GAMES			LAST 10 GAMES		
			193 H	Harvard	3 4	237 H	Brown	7 8	243 A	Massachusetts	6 0
			181 A	UMBC	2 5	205 H	Stony Brook	1 4	253 N	Manhattan	5 2
			181 A	UMBC	2 5	205 H	Stony Brook	4 0	253 N	Manhattan	10 1
			181 A	UMBC	6 2	205 H	Stony Brook	7 5	275 N	Dayton	8 13
			237 H	Brown	3 0	243 A	Massachusetts	6 0	283 N	Lehigh	3 2

Non-Div. I Games:

UMass Lowell

RPI	S	Opponent	Score	
288	N	Fairleigh Dickinson	12	9

UMass Lowell

U
M
a
s
s
L
o
w
e
l
l

U
M
a
s
s
L
o
w
e
l
l

Average RPI Win:	161	WON-LOST RECORD	WINNING PCT. RANK	LAST 10 GAMES	STRENGTH OF SCHEDULE	OPP. STRENGTH OF SCHEDULE	TEAM RPI	ADJ RPI	CONF. RPI	ADJ CONF. RPI				
DIV. I ONLY		17-21-0	.44737	192	3-7-0	158	91	166	.4891	166	12	12		
DIV. I NON-CONF.		11-12-0	.47826	172	0-1-0	147	39	153	.4966	152	11	11		
<hr/>														
TOTALS	RPI 1-25	RPI 26-50		W-L RECORDS		RPI 51-100		RPI 101-150		RPI 150+				
17-21-0	0-1-0	1-2-0		OVERALL		5-11-0		2-2-0		9-5-0				
9-10-0	0-1-0	0-0-0		HOME		2-7-0		2-1-0		5-1-0				
8-11-0	0-0-0	1-2-0		AWAY		3-4-0		0-1-0		4-4-0				
0-0-0	0-0-0	0-0-0		NEUTRAL		0-0-0		0-0-0		0-0-0				
11-12-0	0-1-0	1-2-0		NON-CONFERENCE		2-5-0		2-2-0		6-2-0				
7-6-0	0-1-0	0-0-0		HOME		0-3-0		2-1-0		5-1-0				
4-6-0	0-0-0	1-0-		AWAY		2-2-0		0-1-0		1-1-0				
0-0-0	0-0-0	0-0-0		NEUTRAL		0-0-0		0-0-0		0-0-0				
6-9-0	0-0-0	0-0-0		CONFERENCE		3-6-0		0-0-0		3-3-0				
2-4-0	0-0-0	0-0-0		HOME		2-4-0		0-0-0		0-0-0				
4-5-0	0-0-0	0-0-0		AWAY		1-2-0		0-0-0		3-3-0				
0-0-0	0-0-0	0-0-0		NEUTRAL		0-0-0		0-0-0		0-0-0				
<hr/>														
RPI	S	Opponent	Score		RPI	S	Opponent	Score		RPI	S	Opponent	Score	
23	H	Long Beach St.	1	2	44	A	Texas A&M	0	3	58	A	BYU	2	7
					44	A	Texas A&M	6	10	58	A	BYU	11	7
					44	A	Texas A&M	2	1	58	A	BYU	4	9
										69	H	Gonzaga	1	2
										69	H	Gonzaga	2	1
										69	H	Gonzaga	5	3
										72	H	California	1	3
										72	H	California	2	3
										72	H	California	7	12
										76	H	Loyola Marymount	1	5
										76	H	Loyola Marymount	2	4
										76	H	Loyola Marymount	3	7
										79	A	Rice	7	5
										79	A	Rice	6	7
										79	A	Rice	5	2
										85	A	Sam Houston St.	1	2

Non-Div. I Games:

Pepperdine

Average RPI Win:	180	WON-LOST RECORD	WINNING PCT. RANK	LAST 10 GAMES	STRENGTH OF SCHEDULE	OPP. STRENGTH OF SCHEDULE	TEAM RPI	ADJ RPI	CONF. RPI	ADJ CONF. RPI	
DIV. I ONLY	19-16-0	.54286	114	10-0-0	202	172	167	.48895	167	11	11
DIV. I NON-CONF.	11-15-0	.42308	204	3-0-0	272	131	250	.44036	250	16	16
<hr/>											
TOTALS	RPI 1-25	RPI 26-50		W-L RECORDS		RPI 51-100		RPI 101-150		RPI 150+	
19-16-0	0-0-0	3-3-0		OVERALL		2-2-0		1-0-0		13-11-0	
14-5-0	0-0-0	3-1-0		HOME		1-2-0		1-0-0		9-2-0	
5-9-0	0-0-0	0-1-0		AWAY		1-0-0		0-0-0		4-8-0	
0-2-0	0-0-0	0-1-0		NEUTRAL		0-0-0		0-0-0		0-1-0	
11-15-0	0-0-0	1-2-0		NON-CONFERENCE		2-2-0		1-0-0		7-11-0	
9-4-0	0-0-0	1-0-0		HOME		1-2-0		1-0-0		6-2-0	
2-9-0	0-0-0	0-0-		AWAY		1-0-0		0-0-0		1-8-0	
0-2-0	0-0-0	0-1-0		NEUTRAL		0-0-0		0-0-0		0-1-0	
8-1-0	0-0-0	2-1-0		CONFERENCE		0-0-0		0-0-0		6-0-0	
5-1-0	0-0-0	2-1-0		HOME		0-0-0		0-0-0		3-0-0	
3-0-0	0-0-0	0-0-0		AWAY		0-0-0		0-0-0		3-0-0	
0-0-0	0-0-0	0-0-0		NEUTRAL		0-0-0		0-0-0		0-0-0	
RPI	S	Opponent	Score	RPI	S	Opponent	Score	RPI	S	Opponent	Score
				30	N	Michigan	6 7				
				38	A	Nebraska	6 14				
				38	H	Nebraska	5 2				
				40	H	St. John's (NY)	5 1				
				40	H	St. John's (NY)	7 4				
				40	H	St. John's (NY)	2 3				

Non-Div. I Games:

Creighton

Average RPI Win:		208	WON-LOST RECORD		WINNING PCT. RANK	LAST 10 GAMES	STRENGTH OF SCHEDULE		OPP. STRENGTH OF SCHEDULE	TEAM RPI	ADJ RPI	CONF. RPI	ADJ CONF. RPI
Average RPI Loss:		94											
DIV. I ONLY		21-22-0			.48837 154	3-7-0	138		179	168	.48789 168	13	13
DIV. I NON-CONF.		13-12-0			.52 138	0-3-0	217		213	218	.46708 217	14	14
TOTALS		RPI 1-25	RPI 26-50		W-L RECORDS		RPI 51-100		RPI 101-150		RPI 150+		
21-22-0		1-6-0	1-4-0		OVERALL		1-7-0		3-0-0		15-5-0		
17-7-0		0-1-0	1-0-0		HOME		0-3-0		3-0-0		13-3-0		
3-12-0		0-4-0	0-2-0		AWAY		1-4-0		0-0-0		2-2-0		
1-3-0		1-1-0	0-2-0		NEUTRAL		0-0-0		0-0-0		0-0-0		
13-12-0		1-3-0	1-4-0		NON-CONFERENCE		0-2-0		0-0-0		11-3-0		
12-4-0		0-1-0	1-0-0		HOME		0-1-0		0-0-0		11-2-0		
0-5-0		0-1-0	0-0-		AWAY		0-1-0		0-0-0		0-1-0		
1-3-0		1-1-0	0-2-0		NEUTRAL		0-0-0		0-0-0		0-0-0		
8-10-0		0-3-0	0-0-0		CONFERENCE		1-5-0		3-0-0		4-2-0		
5-3-0		0-0-0	0-0-0		HOME		0-2-0		3-0-0		2-1-0		
3-7-0		0-3-0	0-0-0		AWAY		1-3-0		0-0-0		2-1-0		
0-0-0		0-0-0	0-0-0		NEUTRAL		0-0-0		0-0-0		0-0-0		
RPI S	Opponent	Score	RPI S	Opponent	Score	RPI S	Opponent	Score	RPI S	Opponent	Score		
8 H	West Virginia	1 8	27 N	Southern Miss.	8 16	54 A	Southeastern La.	3 2	123 H	Houston Baptist	2 1		
9 N	Wake Forest	12 5	31 A	Houston	3 5	54 H	Southeastern La.	0 4	123 H	Houston Baptist	3 2		
9 N	Wake Forest	0 5	37 N	Ole Miss	0 5	54 H	Southeastern La.	6 11	123 H	Houston Baptist	3 1		
16 A	LSU	2 3	49 A	Louisiana	2 18	77 A	Tulane	3 9	217 A	Northwestern St.	9 1		
22 A	McNeese	8 11	49 H	Louisiana	3 1	77 H	Tulane	2 3	217 A	Northwestern St.	5 8		
22 A	McNeese	2 9				85 A	Sam Houston St.	5 6	217 A	Northwestern St.	8 4		
22 A	McNeese	3 12				85 A	Sam Houston St.	3 8	237 H	Brown	3 1		
						85 A	Sam Houston St.	2 11	237 H	Brown	4 1		
									237 H	Brown	4 3		
									257 H	LIU Brooklyn	3 0		
									261 H	Incarnate Word	9 8		
									261 H	Incarnate Word	4 5		
									261 H	Incarnate Word	4 1		
									268 H	Texas Southern	10 1		
									268 H	Texas Southern	2 3		
									268 H	Texas Southern	2 1		
									272 H	Hofstra	3 10		
									276 H	Wagner	11 4		
									284 H	Alcorn	7 6		
									284 H	Alcorn	13 5		
									294 A	Southern U.	5 6		
									294 H	Southern U.	10 9		
									297 H	Mississippi Val.	4 3		
LAST 10 GAMES						294 A	Southern U.	5 6	261 H	Incarnate Word	9 8		
						54 H	Southeastern La.	6 11	261 H	Incarnate Word	4 5		
						54 A	Southeastern La.	3 2	261 H	Incarnate Word	4 1		
						54 H	Southeastern La.	0 4	77 A	Tulane	3 9		
						27 N	Southern Miss.	8 16	85 A	Sam Houston St.	2 11		

Non-Div. I Games:

Nicholls St.

**T
e
x
a
s
t
.**

Texts.

Texas St.

Average RPI Win:		204	WON-LOST RECORD		WINNING PCT. RANK		LAST 10 GAMES		STRENGTH OF SCHEDULE		OPP. STRENGTH OF SCHEDULE		TEAM RPI		ADJ RPI		CONF. RPI		ADJ CONF. RPI				
DIV. I ONLY			18-21-0		.46154 181		3-2-0		133		261		170		.48732 170		28		28				
DIV. I NON-CONF.			7-16-0		.30435 248		0-1-0		176		70		224		.46231 224		30		30				
TOTALS		RPI 1-25		RPI 26-50		W-L RECORDS		RPI 51-100		RPI 101-150		RPI 150+											
18-21-0		0-3-0		0-0-0		OVERALL		3-5-0		2-3-0		13-10-0											
10-5-0		0-0-0		0-0-0		HOME		0-0-0		1-0-0		9-5-0											
6-11-0		0-3-0		0-0-0		AWAY		2-2-0		1-3-0		3-3-0											
2-5-0		0-0-0		0-0-0		NEUTRAL		1-3-0		0-0-0		1-2-0											
7-16-0		0-3-0		0-0-0		NON-CONFERENCE		3-5-0		2-3-0		2-5-0											
2-1-0		0-0-0		0-0-0		HOME		0-0-0		1-0-0		1-1-0											
3-10-0		0-3-0		0-0-		AWAY		2-2-0		1-3-0		0-2-0											
2-5-0		0-0-0		0-0-0		NEUTRAL		1-3-0		0-0-0		1-2-0											
11-5-0		0-0-0		0-0-0		CONFERENCE		0-0-0		0-0-0		11-5-0											
8-4-0		0-0-0		0-0-0		HOME		0-0-0		0-0-0		8-4-0											
3-1-0		0-0-0		0-0-0		AWAY		0-0-0		0-0-0		3-1-0											
0-0-0		0-0-0		0-0-0		NEUTRAL		0-0-0		0-0-0		0-0-0											
RPI	S	Opponent		Score		RPI	S	Opponent		Score		RPI	S	Opponent		Score							
25	A	Auburn		0	7					51	A	Rhode Island		7	3	115	H	Dartmouth		5	2		
25	A	Auburn		4	13					59	N	Yale		3	4	134	A	UC Riverside		8	9		
25	A	Auburn		0	4					59	N	Yale		1	7	134	A	UC Riverside		5	4		
												59	N	Yale		8	7	134	A	UC Riverside		6	14
												59	N	Yale		0	4	134	A	UC Riverside		2	5
												99	A	Southern California		3	6	158	A	Hartford		6	7
												99	A	Southern California		2	5	175	A	CSUN		5	10
												99	A	Southern California		6	4	190	H	Navy		8	11
																		190	H	Navy		6	3
																		190	H	Navy		1	6
																		190	H	Navy		8	7
																		202	N	Central Conn. St.		2	3
																		233	A	Army West Point		2	9
																		233	A	Army West Point		16	1
																		233	A	Army West Point		2	0
																		233	A	Army West Point		6	1
																		235	H	Siena		3	8
																		243	H	Massachusetts		15	5
																		255	H	Bucknell		5	3
																		255	H	Bucknell		11	2
																		255	H	Bucknell		5	11
																		255	H	Bucknell		14	6
						LAST 10 GAMES												255	H	Bucknell		14	6
																		276	N	Wagner		2	6
																		276	N	Wagner		3	2
																		283	H	Lehigh		1	0
																		283	H	Lehigh		8	1
																		283	H	Lehigh		0	2
																		283	H	Lehigh		0	2

Non-Div. I Games:

Holy Cross

RPI	S	Opponent	Score
283	H	Lehigh	7 3

Holy Cross

Average RPI Win: 177		WON-LOST	WINNING	LAST 10	STRENGTH OF		OPP. STRENGTH	TEAM	ADJ	CONF.	ADJ CONF.
Average RPI Loss: 112		RECORD	PCT. RANK	GAMES	SCHEDULE		OF SCHEDULE	RPI	RPI	RPI	RPI
DIV. I ONLY		16-22-0	.42105	208	6-4-0		108	196	170	.48732	170
DIV. I NON-CONF.		13-13-0	.5	146	3-0-0		148	203	151	.49865	151
TOTALS		RPI 1-25	RPI 26-50		W-L RECORDS		RPI 51-100		RPI 101-150		RPI 150+
16-22-0		0-0-0	1-3-0		OVERALL		3-8-0		1-6-0		11-5-0
8-8-0		0-0-0	0-0-0		HOME		0-3-0		0-1-0		8-4-0
6-11-0		0-0-0	1-2-0		AWAY		2-4-0		1-5-0		2-0-0
2-3-0		0-0-0	0-1-0		NEUTRAL		1-1-0		0-0-0		1-1-0
13-13-0		0-0-0	0-1-0		NON-CONFERENCE		3-5-0		1-3-0		9-4-0
6-4-0		0-0-0	0-0-0		HOME		0-0-0		0-1-0		6-3-0
5-6-0		0-0-0	0-0-		AWAY		2-4-0		1-2-0		2-0-0
2-3-0		0-0-0	0-1-0		NEUTRAL		1-1-0		0-0-0		1-1-0
3-9-0		0-0-0	1-2-0		CONFERENCE		0-3-0		0-3-0		2-1-0
2-4-0		0-0-0	0-0-0		HOME		0-3-0		0-0-0		2-1-0
1-5-0		0-0-0	1-2-0		AWAY		0-0-0		0-3-0		0-0-0
0-0-0		0-0-0	0-0-0		NEUTRAL		0-0-0		0-0-0		0-0-0
RPI S	Opponent	Score	RPI S	Opponent	Score	RPI S	Opponent	Score	RPI S	Opponent	Score
			30 A	Michigan	8 9	63 N	Missouri	6 7	119 A	Purdue	1 2
			30 A	Michigan	7 5	63 N	Missouri	5 3	119 A	Purdue	1 4
			30 A	Michigan	0 7	66 A	Coastal Caro.	2 3	119 A	Purdue	2 4
			31 N	Houston	5 11	66 A	Coastal Caro.	0 6	125 A	Lamar University	1 2
						66 A	Coastal Caro.	7 6	125 A	Lamar University	9 15
						71 A	Fla. Atlantic	10 11	138 A	Bradley	8 6
						71 A	Fla. Atlantic	2 16	138 H	Bradley	0 2
						71 A	Fla. Atlantic	14 4	172 H	Southern Ill.	5 8
						82 H	Michigan St.	6 17	172 H	Southern Ill.	1 3
						82 H	Michigan St.	4 12	185 H	Indiana St.	5 2
						82 H	Michigan St.	1 12	185 H	Indiana St.	2 1
									185 H	Indiana St.	6 4
									203 H	Western Mich.	13 3
									206 H	Toledo	11 5
									206 H	Toledo	4 10
									211 A	A&M-Corpus Christi	15 14
									246 H	Northwestern	4 11
									246 H	Northwestern	4 3
									246 H	Northwestern	10 8
									248 N	Milwaukee	2 4
									248 N	Milwaukee	10 2
									273 A	Illinois St.	6 5
									273 H	Illinois St.	7 1
LAST 10 GAMES			138 A	Bradley	8 6	246 H	Northwestern	10 8			
			119 A	Purdue	1 2	246 H	Northwestern	4 11			
			119 A	Purdue	1 4	246 H	Northwestern	4 3			
			119 A	Purdue	2 4	273 A	Illinois St.	6 5			
			203 H	Western Mich.	13 3	30 A	Michigan	7 5			

Non-Div. I Games:

Illinois

Southern Illinois.

Southern Ill.

Southern Illinois.

Southern Illinois.

Southern Ill.

Average RPI Win: 166		WON-LOST	WINNING	LAST 10	STRENGTH OF		OPP. STRENGTH	TEAM	ADJ	CONF.	ADJ CONF.
Average RPI Loss: 137		RECORD	PCT. RANK	GAMES	SCHEDULE		OF SCHEDULE	RPI	RPI	RPI	RPI
DIV. I ONLY		20-20-0	.5	146	4-6-0		181	144	173	.48555	173
DIV. I NON-CONF.		11-11-0	.5	146	1-3-0		190	89	184	.48414	184
TOTALS		RPI 1-25	RPI 26-50		W-L RECORDS		RPI 51-100		RPI 101-150		RPI 150+
20-20-0		0-0-0	1-2-0		OVERALL		2-5-0		5-5-0		12-8-0
13-10-0		0-0-0	0-0-0		HOME		2-2-0		3-5-0		8-3-0
7-10-0		0-0-0	1-2-0		AWAY		0-3-0		2-0-0		4-5-0
0-0-0		0-0-0	0-0-0		NEUTRAL		0-0-0		0-0-0		0-0-0
11-11-0		0-0-0	0-0-0		NON-CONFERENCE		2-5-0		4-3-0		5-3-0
8-6-0		0-0-0	0-0-0		HOME		2-2-0		2-3-0		4-1-0
3-5-0		0-0-0	0-0-		AWAY		0-3-0		2-0-0		1-2-0
0-0-0		0-0-0	0-0-0		NEUTRAL		0-0-0		0-0-0		0-0-0
9-9-0		0-0-0	1-2-0		CONFERENCE		0-0-0		1-2-0		7-5-0
5-4-0		0-0-0	0-0-0		HOME		0-0-0		1-2-0		4-2-0
4-5-0		0-0-0	1-2-0		AWAY		0-0-0		0-0-0		3-3-0
0-0-0		0-0-0	0-0-0		NEUTRAL		0-0-0		0-0-0		0-0-0
RPI S	Opponent	Score	RPI S	Opponent	Score	RPI S	Opponent	Score	RPI S	Opponent	Score
			42 A	New Mexico	4 24	55 H	Oregon	9 1	104 H	San Diego St.	0 12
			42 A	New Mexico	2 6	55 H	Oregon	8 3	104 H	San Diego St.	4 5
			42 A	New Mexico	2 1	55 H	Oregon	1 13	104 H	San Diego St.	8 7
						55 H	Oregon	2 3	127 A	San Francisco	6 3
						82 A	Michigan St.	4 10	127 H	San Francisco	6 7
						82 A	Michigan St.	5 9	134 H	UC Riverside	5 4
						82 A	Michigan St.	2 8	134 H	UC Riverside	4 6
									134 H	UC Riverside	3 4
									137 A	Cal Poly	6 3
									137 H	Cal Poly	12 8
									166 A	Pepperdine	7 8
									166 H	Pepperdine	5 2
									182 H	Eastern Mich.	10 2
									182 H	Eastern Mich.	6 3
									182 H	Eastern Mich.	11 15
									210 A	Sacramento St.	9 0
									222 A	Air Force	10 8
									222 A	Air Force	5 14
									222 A	Air Force	15 7
									222 H	Air Force	8 7
									222 H	Air Force	5 10
									222 H	Air Force	7 5
									224 A	Nevada	3 7
									224 A	Nevada	27 5
									224 A	Nevada	4 5
									224 H	Nevada	9 5
									224 H	Nevada	3 2
LAST 10 GAMES											
			137 A	Cal Poly	6 3	222 H	Air Force	8 7			
			224 A	Nevada	27 5	222 H	Air Force	5 10			
			224 A	Nevada	3 7	222 H	Air Force	7 5			
			224 A	Nevada	4 5	127 H	San Francisco	6 7			
			227 A	Pacific	11 12	82 A	Michigan St.	2 8			

Non-Div. I Games:

Fresno St.

RPI	S	Opponent	Score	
224	H	Nevada	8	10
227	A	Pacific	11	12
227	H	Pacific	10	4

Fresno St.

F
r
e
s
n
o
s
t
.

F
r
e
s
n
o
s
t
.

[illegible]

Non-Div. I Games:

Valparaiso

C
S
U
N

CSUN

RPI	S	Opponent	Score	
280	H	Portland	6	0

CSUN

C
S
U
N

C
S
U
N

Average RPI Win: 189		WON-LOST RECORD		WINNING PCT. RANK		LAST 10 GAMES		STRENGTH OF SCHEDULE		OPP. STRENGTH OF SCHEDULE		TEAM RPI		ADJ RPI		CONF. RPI		ADJ CONF. RPI		
DIV. I ONLY		24-15-0		.61538 65		5-5-0		273		78		176		.48446 176		10		10		
DIV. I NON-CONF.		16-11-0		.59259 89		2-3-0		294		53		228		.46029 228		13		13		
TOTALS		RPI 1-25		RPI 26-50		W-L RECORDS		RPI 51-100		RPI 101-150		RPI 150+								
24-15-0		1-3-0		0-0-0		OVERALL		1-4-0		5-1-0		17-7-0								
18-8-0		0-0-0		0-0-0		HOME		1-3-0		5-1-0		12-4-0								
5-7-0		1-3-0		0-0-0		AWAY		0-1-0		0-0-0		4-3-0								
1-0-0		0-0-0		0-0-0		NEUTRAL		0-0-0		0-0-0		1-0-0								
16-11-0		1-3-0		0-0-0		NON-CONFERENCE		1-4-0		0-0-0		14-4-0								
12-5-0		0-0-0		0-0-0		HOME		1-3-0		0-0-0		11-2-0								
3-6-0		1-3-0		0-0-		AWAY		0-1-0		0-0-0		2-2-0								
1-0-0		0-0-0		0-0-0		NEUTRAL		0-0-0		0-0-0		1-0-0								
8-4-0		0-0-0		0-0-0		CONFERENCE		0-0-0		5-1-0		3-3-0								
6-3-0		0-0-0		0-0-0		HOME		0-0-0		5-1-0		1-2-0								
2-1-0		0-0-0		0-0-0		AWAY		0-0-0		0-0-0		2-1-0								
0-0-0		0-0-0		0-0-0		NEUTRAL		0-0-0		0-0-0		0-0-0								
RPI S	Opponent	Score		RPI S	Opponent	Score		RPI S	Opponent	Score		RPI S	Opponent	Score						
9 A	Wake Forest	8	15					53 A	North Carolina St.	1	10	110 H	Western Caro.	5	9					
20 A	South Carolina	1	0					53 H	North Carolina St.	2	8	110 H	Western Caro.	8	2					
20 A	South Carolina	1	7					82 H	Michigan St.	16	22	110 H	Western Caro.	5	4					
20 A	South Carolina	1	5					82 H	Michigan St.	4	5	144 H	Furman	7	6					
								82 H	Michigan St.	4	1	144 H	Furman	3	1					
												144 H	Furman	9	3					
												155 H	Elon	12	8					
												156 A	High Point	0	1					
												157 H	Wofford	7	8					
												157 H	Wofford	13	12					
												157 H	Wofford	4	13					
												160 A	ETSU	12	3					
												160 A	ETSU	9	7					
												160 A	ETSU	0	11					
												163 A	Ohio St.	11	4					
												163 A	Ohio St.	4	5					
												163 A	Ohio St.	11	4					
												179 H	Princeton	3	5					
												179 H	Princeton	6	1					
												179 H	Princeton	5	10					
												179 H	Princeton	12	3					
												198 H	UNC Asheville	14	3					
												220 N	N.C. A&T	5	4					
												289 H	UMES	4	2					
												289 H	UMES	11	3					
												289 H	UMES	18	4					
												295 H	Lafayette	14	2					
				LAST 10 GAMES																
				163 A	Ohio St.	4	5	157 H	Wofford	7	8	220 N	N.C. A&T	5	4					
				163 A	Ohio St.	11	4	157 H	Wofford	4	13	289 H	UMES	4	2					
				163 A	Ohio St.	11	4	53 A	North Carolina St.	1	10	289 H	UMES	11	3					
				156 A	High Point	0	1	144 H	Furman	9	3	289 H	UMES	18	4					
				157 H	Wofford	13	12	144 H	Furman	7	6	295 H	Lafayette	14	2					

Non-Div. I Games:

UNCG

RPI	S	Opponent	Score	
295	H	Lafayette	8	7
295	H	Lafayette	25	7
295	H	Lafayette	11	8

UNCG

U
N
C
G

U
N
C
G

[illegible]

Non-Div. I Games:

Radford

RPI	S	Opponent	Score	
258	H	Longwood	16	6
258	H	Longwood	1	7
258	H	Longwood	10	0

Radford

R
a
d
f
o
r
d

R
a
d
f
o
r
d

Average RPI Win:		218	WON-LOST RECORD		WINNING PCT. RANK		LAST 10 GAMES		STRENGTH OF SCHEDULE		OPP. STRENGTH OF SCHEDULE		TEAM RPI		ADJ RPI		CONF. RPI		ADJ CONF. RPI				
Average RPI Loss:		98																					
DIV. I ONLY			20-18-0		.52632 124		4-6-0		197		165		178		.48353 178		20		20				
DIV. I NON-CONF.			14-12-0		.53846 123		0-1-0		187		143		186		.48281 186		22		22				
TOTALS		RPI 1-25		RPI 26-50		W-L RECORDS		RPI 51-100		RPI 101-150		RPI 150+											
20-18-0		1-4-0		0-3-0		OVERALL		3-4-0		1-3-0		15-4-0											
12-10-0		0-1-0		0-3-0		HOME		2-0-0		1-3-0		9-3-0											
8-7-0		1-2-0		0-0-0		AWAY		1-4-0		0-0-0		6-1-0											
0-1-0		0-1-0		0-0-0		NEUTRAL		0-0-0		0-0-0		0-0-0											
14-12-0		1-4-0		0-3-0		NON-CONFERENCE		3-1-0		0-1-0		10-3-0											
11-8-0		0-1-0		0-3-0		HOME		2-0-0		0-1-0		9-3-0											
3-3-0		1-2-0		0-0-		AWAY		1-1-0		0-0-0		1-0-0											
0-1-0		0-1-0		0-0-0		NEUTRAL		0-0-0		0-0-0		0-0-0											
6-6-0		0-0-0		0-0-0		CONFERENCE		0-3-0		1-2-0		5-1-0											
1-2-0		0-0-0		0-0-0		HOME		0-0-0		1-2-0		0-0-0											
5-4-0		0-0-0		0-0-0		AWAY		0-3-0		0-0-0		5-1-0											
0-0-0		0-0-0		0-0-0		NEUTRAL		0-0-0		0-0-0		0-0-0											
RPI	S	Opponent		Score		RPI	S	Opponent		Score		RPI	S	Opponent		Score							
13	H	Missouri St.		4	6	30	H	Michigan		3	4	74	A	Jacksonville		1	2	103	H	North Florida		1	11
19	N	Vanderbilt		0	10	30	H	Michigan		0	5	74	A	Jacksonville		5	6	103	H	North Florida		5	7
25	A	Auburn		8	7	30	H	Michigan		2	8	74	A	Jacksonville		3	5	103	H	North Florida		8	1
25	A	Auburn		0	8							94	A	Tennessee Tech		1	10	145	H	Belmont		7	9
25	A	Auburn		4	5							94	H	Tennessee Tech		11	9	184	H	UT Martin		3	7
												100	A	Middle Tenn.		16	2	216	H	Oakland		3	2
												100	H	Middle Tenn.		3	2	216	H	Oakland		11	16
																		216	H	Oakland		7	3
																		246	H	Northwestern		10	6
																		250	A	Western Ky.		10	4
																		263	H	Bowling Green		2	0
																		265	A	USC Upstate		7	16
																		265	A	USC Upstate		19	4
																		265	A	USC Upstate		5	3
																		267	H	Evansville		5	10
																		267	H	Evansville		4	1
																		267	H	Evansville		4	3
																		273	H	Illinois St.		10	8
																		273	H	Illinois St.		3	1
																		273	H	Illinois St.		8	3
																		290	A	NJIT		11	2
																		290	A	NJIT		15	10
																		290	A	NJIT		8	3
LAST 10 GAMES																							
				145	H	Belmont		7	9	74	A	Jacksonville		1	2								
				290	A	NJIT		8	3	74	A	Jacksonville		5	6								
				290	A	NJIT		15	10	103	H	North Florida		8	1								
				290	A	NJIT		11	2	103	H	North Florida		5	7								
				74	A	Jacksonville		3	5	103	H	North Florida		1	11								

Non-Div. I Games:

Lipscomb

Average RPI Win:	175	WON-LOST	WINNING	LAST 10	STRENGTH OF	OPP. STRENGTH	TEAM	ADJ	CONF.	ADJ CONF.	
Average RPI Loss:	123	RECORD	PCT. RANK	GAMES	SCHEDULE	OF SCHEDULE	RPI	RPI	RPI	RPI	
DIV. I ONLY	10-26-1	.28378	274	1-8-1	55	237	179	.4833	179	14	14
DIV. I NON-CONF.	5-15-1	.2619	263	1-0-1	5	254	101	.52548	101	9	9
<hr/>											
TOTALS	RPI 1-25	RPI 26-50		W-L RECORDS	RPI 51-100		RPI 101-150		RPI 150+		
10-26-1	0-3-0	1-2-0		OVERALL	0-3-0		1-9-0		8-9-1		
2-6-1	0-0-0	0-0-0		HOME	0-2-0		0-4-0		2-0-1		
8-20-0	0-3-0	1-2-0		AWAY	0-1-0		1-5-0		6-9-0		
0-0-0	0-0-0	0-0-0		NEUTRAL	0-0-0		0-0-0		0-0-0		
5-15-1	0-3-0	1-2-0		NON-CONFERENCE	0-1-0		0-4-0		4-5-1		
0-0-1	0-0-0	0-0-0		HOME	0-0-0		0-0-0		0-0-1		
5-15-0	0-3-0	1-0-		AWAY	0-1-0		0-4-0		4-5-0		
0-0-0	0-0-0	0-0-0		NEUTRAL	0-0-0		0-0-0		0-0-0		
5-11-0	0-0-0	0-0-0		CONFERENCE	0-2-0		1-5-0		4-4-0		
2-6-0	0-0-0	0-0-0		HOME	0-2-0		0-4-0		2-0-0		
3-5-0	0-0-0	0-0-0		AWAY	0-0-0		1-1-0		2-4-0		
0-0-0	0-0-0	0-0-0		NEUTRAL	0-0-0		0-0-0		0-0-0		
<hr/>											
RPI S	Opponent	Score		RPI S	Opponent	Score		RPI S	Opponent	Score	
21 A	Maryland	0	4	34 A	Old Dominion	4	14	59 H	Yale	0	8
21 A	Maryland	0	2	34 A	Old Dominion	1	7	59 H	Yale	1	3
21 A	Maryland	2	6	40 A	St. John's (NY)	4	2	89 A	Seton Hall	3	14
								115 A	Dartmouth	6	7
								115 A	Dartmouth	4	2
								121 A	Duke	1	3
								121 A	Duke	2	9
								121 A	Duke	1	7
								121 A	Duke	1	6
								133 H	Columbia	2	15
								133 H	Columbia	5	21
								133 H	Columbia	4	5
								133 H	Columbia	4	6
								176 A	UNCG	1	6
								176 A	UNCG	10	5
								176 A	UNCG	3	12
								176 A	UNCG	5	3
								190 A	Navy	5	2
								190 A	Navy	6	8
								190 A	Navy	5	9
								190 A	Navy	4	2
								193 A	Harvard	9	4
								193 A	Harvard	5	3
								199 A	Penn	5	17
								199 A	Penn	1	3
								199 A	Penn	4	5
								199 A	Penn	2	10
								209 A	Monmouth	4	8
								232 H	Rider	7	7
								237 H	Brown	3	2
<hr/>											
				LAST 10 GAMES							
				40 A	St. John's (NY)	4	2	232 H	Rider	7	7
				133 H	Columbia	5	21	199 A	Penn	2	10
				133 H	Columbia	2	15	199 A	Penn	5	17
				133 H	Columbia	4	5	199 A	Penn	1	3
				133 H	Columbia	4	6	199 A	Penn	4	5

Princeton

Average RPI Win: 181		WON-LOST	WINNING	LAST 10	STRENGTH OF		OPP. STRENGTH	TEAM	ADJ		CONF.	ADJ CONF.			
Average RPI Loss: 160		RECORD	PCT. RANK	GAMES	SCHEDULE		OF SCHEDULE	RPI	RPI		RPI	RPI			
DIV. I ONLY		21-22-0	.48837	154	4-6-0		196	153	180		.48266	180			
DIV. I NON-CONF.		12-16-0	.42857	200	0-3-0		200	127	199		.47485	199			
TOTALS		RPI 1-25	RPI 26-50		W-L RECORDS		RPI 51-100		RPI 101-150		RPI 150+				
21-22-0		1-2-0	0-0-0		OVERALL		3-1-0		1-6-0		16-13-0				
11-9-0		0-0-0	0-0-0		HOME		0-0-0		1-2-0		10-7-0				
9-11-0		1-2-0	0-0-0		AWAY		3-0-0		0-4-0		5-5-0				
1-2-0		0-0-0	0-0-0		NEUTRAL		0-1-0		0-0-0		1-1-0				
12-16-0		1-2-0	0-0-0		NON-CONFERENCE		0-1-0		1-6-0		10-7-0				
7-4-0		0-0-0	0-0-0		HOME		0-0-0		1-2-0		6-2-0				
4-10-0		1-2-0	0-0-		AWAY		0-0-0		0-4-0		3-4-0				
1-2-0		0-0-0	0-0-0		NEUTRAL		0-1-0		0-0-0		1-1-0				
9-6-0		0-0-0	0-0-0		CONFERENCE		3-0-0		0-0-0		6-6-0				
4-5-0		0-0-0	0-0-0		HOME		0-0-0		0-0-0		4-5-0				
5-1-0		0-0-0	0-0-0		AWAY		3-0-0		0-0-0		2-1-0				
0-0-0		0-0-0	0-0-0		NEUTRAL		0-0-0		0-0-0		0-0-0				
RPI S	Opponent	Score		RPI S	Opponent	Score		RPI S	Opponent	Score		RPI S	Opponent	Score	
25 A	Auburn	11	8					82 N	Michigan St.	2	10	110 H	Western Caro.	6	9
25 A	Auburn	0	8					84 A	Winthrop	9	5	111 A	Georgia	7	8
25 A	Auburn	5	7					84 A	Winthrop	3	1	121 A	Duke	6	14
								84 A	Winthrop	5	0	140 H	Butler	7	5
												144 A	Furman	6	11
												144 A	Furman	6	7
												144 H	Furman	0	6
												156 H	High Point	2	3
												156 H	High Point	1	13
												156 H	High Point	13	1
												157 H	Wofford	6	1
												157 N	Wofford	9	10
												177 H	Radford	4	3
												177 H	Radford	1	4
												177 H	Radford	4	1
												184 N	UT Martin	3	2
												197 A	Alabama	4	3
												197 A	Alabama	3	4
												197 A	Alabama	1	8
												198 H	UNC Asheville	2	4
												198 H	UNC Asheville	7	4
												198 H	UNC Asheville	1	7
												205 H	Stony Brook	7	6
												205 H	Stony Brook	3	8
												205 H	Stony Brook	2	1
												220 A	N.C. A&T	3	2
												226 A	The Citadel	8	9
LAST 10 GAMES															
121 A	Duke	6	14	258 A	Longwood	10	2	205 H	Stony Brook	7	6	205 H	Stony Brook	3	8
156 H	High Point	1	13	258 A	Longwood	2	1	205 H	Stony Brook	2	1	205 H	Stony Brook	2	1
156 H	High Point	2	3	258 A	Longwood	1	2	205 H	Stony Brook	2	1	205 H	Stony Brook	2	1
156 H	High Point	13	1	110 H	Western Caro.	6	9	220 A	N.C. A&T	3	2	220 A	N.C. A&T	3	2
144 A	Furman	6	11	84 A	Winthrop	3	1	226 A	The Citadel	8	9	226 A	The Citadel	8	9

Non-Div. I Games:

Presbyterian

Presbyterian

U
M
B
C

UMBC

Average RPI Win:		190	WON-LOST RECORD		WINNING PCT. RANK		LAST 10 GAMES		STRENGTH OF SCHEDULE		OPP. STRENGTH OF SCHEDULE		TEAM RPI		ADJ RPI		CONF. RPI		ADJ CONF. RPI					
Average RPI Loss:		135																						
DIV. I ONLY			17-24-0		.41463 213		5-5-0		174		194		182		.48202 182		22		22					
DIV. I NON-CONF.			9-20-0		.31034 247		1-3-0		101		164		192		.47977 192		17		17					
TOTALS		RPI 1-25		RPI 26-50		W-L RECORDS		RPI 51-100		RPI 101-150		RPI 150+												
17-24-0		0-3-0		0-1-0		OVERALL		3-7-0		2-2-0		12-11-0												
6-2-0		0-0-0		0-0-0		HOME		1-0-0		0-0-0		5-2-0												
8-14-0		0-3-0		0-1-0		AWAY		1-4-0		0-0-0		7-6-0												
3-8-0		0-0-0		0-0-0		NEUTRAL		1-3-0		2-2-0		0-3-0												
9-20-0		0-3-0		0-1-0		NON-CONFERENCE		3-7-0		2-2-0		4-7-0												
1-1-0		0-0-0		0-0-0		HOME		1-0-0		0-0-0		0-1-0												
5-11-0		0-3-0		0-0-		AWAY		1-4-0		0-0-0		4-3-0												
3-8-0		0-0-0		0-0-0		NEUTRAL		1-3-0		2-2-0		0-3-0												
8-4-0		0-0-0		0-0-0		CONFERENCE		0-0-0		0-0-0		8-4-0												
5-1-0		0-0-0		0-0-0		HOME		0-0-0		0-0-0		5-1-0												
3-3-0		0-0-0		0-0-0		AWAY		0-0-0		0-0-0		3-3-0												
0-0-0		0-0-0		0-0-0		NEUTRAL		0-0-0		0-0-0		0-0-0												
RPI	S	Opponent		Score		RPI	S	Opponent		Score		RPI	S	Opponent		Score		RPI	S	Opponent		Score		
6	A	Louisville		0	13	30	A	Michigan		1	2	63	N	Missouri		6	2	115	N	Dartmouth		4	8	
6	A	Louisville		7	8							63	N	Missouri		9	27	140	N	Butler		2	6	
6	A	Louisville		2	3							63	N	Missouri		5	6	140	N	Butler		4	0	
												63	N	Missouri		2	7	150	N	St. Bonaventure		12	7	
												67	A	FGCU		5	12	163	A	Ohio St.		3	1	
												82	H	Michigan St.		4	3	173	A	Fresno St.		15	11	
												88	A	Notre Dame		0	5	173	A	Fresno St.		2	10	
												96	A	Samford		3	4	173	A	Fresno St.		3	6	
												96	A	Samford		3	7	203	A	Western Mich.		6	2	
												96	A	Samford		8	3	203	A	Western Mich.		3	4	
																		203	A	Western Mich.		1	6	
																		207	A	Miami (OH)		2	6	
																		207	A	Miami (OH)		10	6	
																		207	A	Miami (OH)		7	5	
																		216	A	Oakland		11	14	
																		216	H	Oakland		2	3	
																		218	H	Ohio		8	2	
																		218	H	Ohio		12	11	
																		218	H	Ohio		12	9	
																		248	N	Milwaukee		2	4	
																		248	N	Milwaukee		4	15	
																		248	N	Milwaukee		0	3	
																		263	H	Bowling Green		2	6	
																		263	H	Bowling Green		3	0	
																		263	H	Bowling Green		7	6	
																		286	A	Chicago St.		10	6	
																		286	A	Chicago St.		5	2	
LAST 10 GAMES																								
						88	A	Notre Dame		0	5	218	H	Ohio		12	11	263	H	Bowling Green		2	6	
						203	A	Western Mich.		1	6	218	H	Ohio		12	9	263	H	Bowling Green		3	0	
						203	A	Western Mich.		3	4	218	H	Ohio		8	2	263	H	Bowling Green		7	6	
						203	A	Western Mich.		6	2	163	A	Ohio St.		3	1	286	A	Chicago St.		10	6	
						216	A	Oakland		11	14	30	A	Michigan		1	2	286	A	Chicago St.		5	2	

Non-Div. I Games:

Eastern Mich.

UNCW

UNCW

Average RPI Win:	212	WON-LOST RECORD	WINNING PCT. RANK	LAST 10 GAMES	STRENGTH OF SCHEDULE	OPP. STRENGTH OF SCHEDULE	TEAM RPI	ADJ RPI	CONF. RPI	ADJ CONF. RPI		
DIV. I ONLY		16-20-0	.44444	197	5-3-0	137	244	184	.48019	184	16	16
DIV. I NON-CONF.		9-9-0	.5	146	2-3-0	228	250	202	.47203	205	19	19
<hr/>												
TOTALS	RPI 1-25	RPI 26-50		W-L RECORDS		RPI 51-100		RPI 101-150		RPI 150+		
16-20-0	0-2-0	0-0-0		OVERALL		3-7-0		1-6-0		12-5-0		
11-6-0	0-0-0	0-0-0		HOME		3-3-0		1-2-0		7-1-0		
5-12-0	0-2-0	0-0-0		AWAY		0-3-0		0-4-0		5-3-0		
0-2-0	0-0-0	0-0-0		NEUTRAL		0-1-0		0-0-0		0-1-0		
9-9-0	0-2-0	0-0-0		NON-CONFERENCE		0-4-0		0-1-0		9-2-0		
7-1-0	0-0-0	0-0-0		HOME		0-0-0		0-0-0		7-1-0		
2-6-0	0-2-0	0-0-		AWAY		0-3-0		0-1-0		2-0-0		
0-2-0	0-0-0	0-0-0		NEUTRAL		0-1-0		0-0-0		0-1-0		
7-11-0	0-0-0	0-0-0		CONFERENCE		3-3-0		1-5-0		3-3-0		
4-5-0	0-0-0	0-0-0		HOME		3-3-0		1-2-0		0-0-0		
3-6-0	0-0-0	0-0-0		AWAY		0-0-0		0-3-0		3-3-0		
0-0-0	0-0-0	0-0-0		NEUTRAL		0-0-0		0-0-0		0-0-0		
RPI S	Opponent	Score	RPI S	Opponent	Score	RPI S	Opponent	Score	RPI S	Opponent	Score	
4 A	Kentucky	0 8				75 A	Wright St.	3 4	129 A	Southeast Mo. St.	4 13	
19 A	Vanderbilt	0 11				75 A	Wright St.	0 14	129 A	Southeast Mo. St.	4 5	
						75 A	Wright St.	5 12	129 A	Southeast Mo. St.	1 14	
						82 N	Michigan St.	1 6	144 A	Furman	3 11	
						91 H	Morehead St.	1 0	145 H	Belmont	7 4	
						91 H	Morehead St.	18 6	145 H	Belmont	6 8	
						91 H	Morehead St.	9 5	145 H	Belmont	5 8	
						94 H	Tennessee Tech	6 14	178 A	Lipscomb	7 3	
						94 H	Tennessee Tech	3 4	180 N	Presbyterian	2 3	
						94 H	Tennessee Tech	6 9	201 H	Buffalo	4 3	
									201 H	Buffalo	2 10	
									201 H	Buffalo	14 0	
									214 A	Eastern Ky.	3 11	
									214 A	Eastern Ky.	0 3	
									214 A	Eastern Ky.	2 3	
									244 A	SIUE	9 5	
									244 A	SIUE	3 1	
									244 A	SIUE	3 2	
									267 A	Evansville	12 4	
									267 H	Evansville	9 8	
									278 H	Ark.-Pine Bluff	10 8	
									278 H	Ark.-Pine Bluff	7 1	
									278 H	Ark.-Pine Bluff	4 2	
									293 H	Alabama A&M	12 2	
			LAST 10 GAMES			293 H	Alabama A&M	12 2	75 A	Wright St.	5 12	
						244 A	SIUE	3 2	75 A	Wright St.	3 4	
						244 A	SIUE	3 1	75 A	Wright St.	0 14	
						244 A	SIUE	9 5	4 A	Kentucky	0 8	
						267 H	Evansville	9 8	91 H	Morehead St.	18 6	

Non-Div. I Games:

Union (TN)

6

12

Bethel (TN)

19

13

Christian Bros.

9

8

UT Martin

Average RPI Win: 184		WON-LOST	WINNING	LAST 10	STRENGTH OF		OPP. STRENGTH	TEAM	ADJ	CONF.	ADJ CONF.
Average RPI Loss: 142		RECORD	PCT. RANK	GAMES	SCHEDULE		OF SCHEDULE	RPI	RPI	RPI	RPI
DIV. I ONLY		18-20-0	.47368	171	3-7-0		249	136	185	.47945	185
DIV. I NON-CONF.		14-14-0	.5	146	1-3-0		263	91	170	.48739	170
TOTALS		RPI 1-25	RPI 26-50		W-L RECORDS		RPI 51-100		RPI 101-150		RPI 150+
18-20-0	0-2-0	3-3-0		OVERALL		0-3-0		3-2-0		12-10-0	
7-3-0	0-0-0	0-1-0		HOME		0-0-0		0-1-0		7-1-0	
9-15-0	0-2-0	3-2-0		AWAY		0-3-0		2-0-0		4-8-0	
2-2-0	0-0-0	0-0-0		NEUTRAL		0-0-0		1-1-0		1-1-0	
14-14-0	0-2-0	3-3-0		NON-CONFERENCE		0-0-0		3-2-0		8-7-0	
5-2-0	0-0-0	0-1-0		HOME		0-0-0		0-1-0		5-0-0	
7-11-0	0-2-0	3-0-		AWAY		0-0-0		2-0-0		2-7-0	
2-1-0	0-0-0	0-0-0		NEUTRAL		0-0-0		1-1-0		1-0-0	
4-6-0	0-0-0	0-0-0		CONFERENCE		0-3-0		0-0-0		4-3-0	
2-1-0	0-0-0	0-0-0		HOME		0-0-0		0-0-0		2-1-0	
2-4-0	0-0-0	0-0-0		AWAY		0-3-0		0-0-0		2-1-0	
0-1-0	0-0-0	0-0-0		NEUTRAL		0-0-0		0-0-0		0-1-0	
RPI S	Opponent	Score		RPI S	Opponent	Score		RPI S	Opponent	Score	
17 A	Mississippi St.	1	9	26 A	Indiana	7	3	57 A	DBU	12	20
17 A	Mississippi St.	6	11	26 H	Indiana	0	2	57 A	DBU	0	1
				50 A	Washington	2	3	57 A	DBU	2	3
				50 A	Washington	0	8				
				50 A	Washington	4	2				
				50 A	Washington	5	3				
				LAST 10 GAMES							
				213 A	Eastern Ill.	7	8	252 H	Northern Ill.	17	8
				57 A	DBU	0	1	172 H	Southern Ill.	4	1
				57 A	DBU	2	3	172 H	Southern Ill.	15	2
				57 A	DBU	12	20	172 H	Southern Ill.	1	2
				119 H	Purdue	7	10	26 H	Indiana	0	2
								267 A	Evansville	5	3
								267 A	Evansville	9	1
								267 A	Evansville	1	4
								273 N	Illinois St.	7	17
								281 A	Seattle U	0	4

Non-Div. I Games:

Indiana St.

Average RPI Win:	185	WON-LOST RECORD	WINNING PCT. RANK	LAST 10 GAMES	STRENGTH OF SCHEDULE	OPP. STRENGTH OF SCHEDULE	TEAM RPI	ADJ RPI	CONF. RPI	ADJ CONF. RPI		
DIV. I ONLY		20-16-0	.55556	104	6-4-0	268	96	186	.47926	186	25	25
DIV. I NON-CONF.		14-10-0	.58333	98	2-4-0	232	13	138	.50477	138	26	26
<hr/>												
TOTALS	RPI 1-25	RPI 26-50		W-L RECORDS		RPI 51-100		RPI 101-150		RPI 150+		
20-16-0	0-0-0	2-2-0		OVERALL		2-2-0		5-9-0		11-3-0		
14-6-0	0-0-0	2-2-0		HOME		2-1-0		1-1-0		9-2-0		
6-10-0	0-0-0	0-0-0		AWAY		0-1-0		4-8-0		2-1-0		
0-0-0	0-0-0	0-0-0		NEUTRAL		0-0-0		0-0-0		0-0-0		
14-10-0	0-0-0	2-2-0		NON-CONFERENCE		2-2-0		5-6-0		5-0-0		
10-4-0	0-0-0	2-2-0		HOME		2-1-0		1-1-0		5-0-0		
4-6-0	0-0-0	0-0-		AWAY		0-1-0		4-5-0		0-0-0		
0-0-0	0-0-0	0-0-0		NEUTRAL		0-0-0		0-0-0		0-0-0		
6-6-0	0-0-0	0-0-0		CONFERENCE		0-0-0		0-3-0		6-3-0		
4-2-0	0-0-0	0-0-0		HOME		0-0-0		0-0-0		4-2-0		
2-4-0	0-0-0	0-0-0		AWAY		0-0-0		0-3-0		2-1-0		
0-0-0	0-0-0	0-0-0		NEUTRAL		0-0-0		0-0-0		0-0-0		
RPI	S	Opponent	Score	RPI	S	Opponent	Score	RPI	S	Opponent	Score	
33	H	Utah	5 7	58	H	BYU	5 4	101	A	Arizona St.	2 4	
33	H	Utah	6 5	58	H	BYU	2 10	101	A	Arizona St.	6 12	
33	H	Utah	3 15	58	H	BYU	7 5	101	A	Arizona St.	8 6	
38	H	Nebraska	8 6	76	A	Loyola Marymount	7 10	109	A	UC Santa Barbara	4 6	
								109	H	UC Santa Barbara	2 1	
								134	A	UC Riverside	2 11	
								134	A	UC Riverside	7 5	
								134	A	UC Riverside	15 9	
								136	A	Grand Canyon	2 3	
								136	A	Grand Canyon	4 7	
								136	A	Grand Canyon	3 8	
								137	A	Cal Poly	7 9	
								137	H	Cal Poly	2 10	
								142	A	UC Irvine	14 2	
								175	H	CSUN	4 2	
								230	H	UTRGV	2 4	
								230	H	UTRGV	6 5	
								230	H	UTRGV	12 13	
								264	H	Utah Valley	7 5	
								264	H	Utah Valley	9 5	
								264	H	Utah Valley	10 0	
				LAST 10 GAMES				280	H	Portland	11 4	
				109	A	UC Santa Barbara	4 6	280	H	Portland	7 5	
				101	A	Arizona St.	8 6	280	H	Portland	7 3	
				101	A	Arizona St.	2 4	280	H	Portland	6 3	
				101	A	Arizona St.	6 12	286	A	Chicago St.	4 8	
				137	H	Cal Poly	2 10	286	A	Chicago St.	3 0	

Non-Div. I Games:

CSU Bakersfield

RPI	S	Opponent	Score	
286	A	Chicago St.	12	1

CSU Bakersfield

C
S
U
B
a
k
e
r
s
f
i
e
l
d

C
S
U
B
a
k
e
r
s
f
i
e
l
d

Average RPI Win: 188		WON-LOST	WINNING	LAST 10	STRENGTH OF		OPP. STRENGTH	TEAM	ADJ		CONF.	ADJ CONF.					
Average RPI Loss: 106		RECORD	PCT. RANK	GAMES	SCHEDULE		OF SCHEDULE	RPI	RPI		RPI	RPI					
DIV. I ONLY		20-20-0	.5	146	4-6-0		216	106	187	.47918	187	9	9				
DIV. I NON-CONF.		12-10-0	.54545	115	1-1-0		265	126	213	.47025	212	10	10				
<hr/>																	
TOTALS		RPI 1-25		RPI 26-50		W-L RECORDS		RPI 51-100		RPI 101-150		RPI 150+					
20-20-0		0-1-0		1-5-0		OVERALL		2-6-0		3-3-0		14-5-0					
14-9-0		0-1-0		1-1-0		HOME		1-3-0		3-1-0		9-3-0					
6-11-0		0-0-0		0-4-0		AWAY		1-3-0		0-2-0		5-2-0					
0-0-0		0-0-0		0-0-0		NEUTRAL		0-0-0		0-0-0		0-0-0					
<hr/>																	
12-10-0		0-1-0		1-2-0		NON-CONFERENCE		1-1-0		3-3-0		7-3-0					
8-6-0		0-1-0		1-1-0		HOME		0-1-0		3-1-0		4-2-0					
4-4-0		0-0-0		0-0-		AWAY		1-0-0		0-2-0		3-1-0					
0-0-0		0-0-0		0-0-0		NEUTRAL		0-0-0		0-0-0		0-0-0					
<hr/>																	
8-10-0		0-0-0		0-3-0		CONFERENCE		1-5-0		0-0-0		7-2-0					
6-3-0		0-0-0		0-0-0		HOME		1-2-0		0-0-0		5-1-0					
2-7-0		0-0-0		0-3-0		AWAY		0-3-0		0-0-0		2-1-0					
0-0-0		0-0-0		0-0-0		NEUTRAL		0-0-0		0-0-0		0-0-0					
<hr/>																	
RPI	S	Opponent		Score		RPI	S	Opponent		Score		RPI	S	Opponent		Score	
13	H	Missouri St.		0	13	37	A	Ole Miss		4	16	52	H	South Ala.		5	15
						39	H	Louisiana Tech		3	19	52	H	South Ala.		12	10
						39	H	Louisiana Tech		6	5	52	H	South Ala.		2	12
						49	A	Louisiana		0	8	66	A	Coastal Caro.		0	5
						49	A	Louisiana		2	13	66	A	Coastal Caro.		6	11
						49	A	Louisiana		2	3	66	A	Coastal Caro.		1	6
												95	A	Memphis		11	4
												95	H	Memphis		1	2

Non-Div. I Games:

Arkansas St.

Non-Div. I Games:

Tie, Loss, Non-Conf, S Site, H Home, A Away, N Neutral Page 241

RPI	S	Opponent	Score	
297	A	Mississippi Val.	7	5
297	A	Mississippi Val.	7	6
297	A	Mississippi Val.	14	2

Alabama St.

A
l
a
b
a
m
a
S
t
.

A
l
a
b
a
m
a
S
t
.

Average RPI Win: 230		WON-LOST RECORD		WINNING PCT. RANK		LAST 10 GAMES		STRENGTH OF SCHEDULE		OPP. STRENGTH OF SCHEDULE		TEAM RPI		ADJ RPI		CONF. RPI		ADJ CONF. RPI	
DIV. I ONLY		18-17-0		.51429 133		3-7-0		277		207		189		.47842 189		26		26	
DIV. I NON-CONF.		10-9-0		.52632 128		1-1-0		127		110		67		.54202 67		25		25	
TOTALS		RPI 1-25		RPI 26-50		W-L RECORDS		RPI 51-100		RPI 101-150		RPI 150+							
18-17-0		1-4-0		0-0-0		OVERALL		0-0-0		2-5-0		15-8-0							
7-1-0		0-0-0		0-0-0		HOME		0-0-0		1-1-0		6-0-0							
9-15-0		1-4-0		0-0-0		AWAY		0-0-0		1-4-0		7-6-0							
2-1-0		0-0-0		0-0-0		NEUTRAL		0-0-0		0-0-0		2-1-0							
10-9-0		1-4-0		0-0-0		NON-CONFERENCE		0-0-0		2-5-0		7-0-0							
1-1-0		0-0-0		0-0-0		HOME		0-0-0		1-1-0		0-0-0							
7-8-0		1-4-0		0-0-		AWAY		0-0-0		1-4-0		5-0-0							
2-0-0		0-0-0		0-0-0		NEUTRAL		0-0-0		0-0-0		2-0-0							
8-8-0		0-0-0		0-0-0		CONFERENCE		0-0-0		0-0-0		8-8-0							
6-0-0		0-0-0		0-0-0		HOME		0-0-0		0-0-0		6-0-0							
2-7-0		0-0-0		0-0-0		AWAY		0-0-0		0-0-0		2-7-0							
0-1-0		0-0-0		0-0-0		NEUTRAL		0-0-0		0-0-0		0-1-0							
RPI	S	Opponent		Score		RPI	S	Opponent		Score		RPI	S	Opponent		Score			
12	A	Virginia		3	5							114	A	Marshall		9	3		
12	A	Virginia		8	5							114	A	Marshall		6	9		
15	A	Baylor		3	6							114	A	Marshall		4	5		
15	A	Baylor		3	7							120	A	Virginia Tech		3	8		
15	A	Baylor		6	21							150	A	St. Bonaventure		2	7		
												150	H	St. Bonaventure		1	5		
												150	H	St. Bonaventure		2	1		
												162	N	Canisius		0	8		
												209	A	Monmouth		5	6		
												209	A	Monmouth		6	8		
												209	A	Monmouth		6	4		
												232	A	Rider		5	6		
												232	A	Rider		1	2		
												232	A	Rider		1	2		
												234	A	Norfolk St.		6	1		
												234	A	Norfolk St.		9	0		
												234	A	Norfolk St.		4	0		
												245	H	Quinnipiac		17	8		
												245	H	Quinnipiac		10	2		
												245	H	Quinnipiac		2	1		
												253	A	Manhattan		2	4		
												253	A	Manhattan		10	2		
												253	A	Manhattan		5	6		
												263	A	Bowling Green		3	2		
												263	A	Bowling Green		3	1		
												271	N	La Salle		8	5		
												271	N	La Salle		9	0		
LAST 10 GAMES																			
				162	N	Canisius	0	8	232	A	Rider	1	2	253	A	Manhattan	5	6	
				209	A	Monmouth	5	6	232	A	Rider	1	2	263	A	Bowling Green	3	2	
				209	A	Monmouth	6	4	150	H	St. Bonaventure	2	1	263	A	Bowling Green	3	1	
				209	A	Monmouth	6	8	150	H	St. Bonaventure	1	5	271	N	La Salle	8	5	
				232	A	Rider	5	6	245	H	Quinnipiac	17	8	271	N	La Salle	9	0	

Non-Div. I Games:

Niagara

RPI	S	Opponent	Score	
298	H	Saint Peter's	8	1
298	H	Saint Peter's	3	2
298	H	Saint Peter's	7	0

Niagara

N
i
a
g
a
r
a

N
i
a
g
a
r
a

Navy

Navy

RPI	S	Opponent	Score	
259	A	N.C. Central	9	6
259	A	N.C. Central	7	8
279	A	Delaware St.	18	0
279	H	Delaware St.	3	2
283	A	Lehigh	11	5
283	A	Lehigh	1	0
283	A	Lehigh	3	2
283	A	Lehigh	2	1
289	A	UMES	13	5
289	H	UMES	17	5
291	H	Coppin St.	11	3
292	H	NYIT	10	2
292	H	NYIT	12	0
292	H	NYIT	15	3
292	H	NYIT	10	5
295	H	Lafayette	4	1
295	H	Lafayette	10	6
295	H	Lafayette	7	1
295	H	Lafayette	9	6

Navy

N
a
v
y

N
a
v
y

VMI				Through Games Of April 27, 2017											
Average RPI Win:		199	WON-LOST RECORD	WINNING PCT. RANK	LAST 10 GAMES	STRENGTH OF SCHEDULE	OPP. STRENGTH OF SCHEDULE	TEAM RPI	ADJ RPI	CONF. RPI	ADJ CONF. RPI				
Average RPI Loss:		134													
DIV. I ONLY			17-23-0	.425	207	2-8-0	155	181	192	.47818	191	10	10		
DIV. I NON-CONF.			13-12-0	.52	138	0-1-0	204	236	174	.48608	174	13	13		
TOTALS		RPI 1-25		RPI 26-50		W-L RECORDS		RPI 51-100		RPI 101-150		RPI 150+			
17-23-0		0-1-0		1-4-0		OVERALL		1-3-0		1-5-0		14-10-0			
10-8-0		0-0-0		1-3-0		HOME		1-2-0		0-0-0		8-3-0			
6-13-0		0-1-0		0-1-0		AWAY		0-1-0		0-4-0		6-6-0			
1-2-0		0-0-0		0-0-0		NEUTRAL		0-0-0		1-1-0		0-1-0			
13-12-0		0-1-0		1-1-0		NON-CONFERENCE		0-1-0		1-2-0		11-7-0			
9-3-0		0-0-0		1-0-0		HOME		0-0-0		0-0-0		8-3-0			
3-7-0		0-1-0		0-0-		AWAY		0-1-0		0-1-0		3-3-0			
1-2-0		0-0-0		0-0-0		NEUTRAL		0-0-0		1-1-0		0-1-0			
4-11-0		0-0-0		0-3-0		CONFERENCE		1-2-0		0-3-0		3-3-0			
1-5-0		0-0-0		0-3-0		HOME		1-2-0		0-0-0		0-0-0			
3-6-0		0-0-0		0-0-0		AWAY		0-0-0		0-3-0		3-3-0			
0-0-0		0-0-0		0-0-0		NEUTRAL		0-0-0		0-0-0		0-0-0			
RPI	S	Opponent	Score	RPI	S	Opponent	Score	RPI	S	Opponent	Score	RPI	S	Opponent	Score
12	A	Virginia	7 9	34	A	Old Dominion	2 14	90	A	VCU	4 5	110	A	Western Caro.	3 19
				34	H	Old Dominion	17 14	96	H	Samford	8 9	110	A	Western Caro.	1 9
				41	H	Mercer	6 9	96	H	Samford	4 0	110	A	Western Caro.	5 10
				41	H	Mercer	5 17	96	H	Samford	1 2	117	A	William & Mary	0 7
				41	H	Mercer	6 10					148	N	Appalachian St.	11 5
												148	N	Appalachian St.	1 3
												155	A	Elon	10 4
												155	A	Elon	3 8
												155	A	Elon	2 3
												157	A	Wofford	3 13
												157	A	Wofford	4 3
												157	A	Wofford	8 1
												183	A	UNCW	3 4
												204	H	George Washington	13 8
												204	H	George Washington	10 0
												204	H	George Washington	5 6
												221	N	George Mason	1 21
												225	A	James Madison	6 1
												226	A	The Citadel	0 3
												226	A	The Citadel	4 1
												226	A	The Citadel	2 4
												245	H	Quinnipiac	5 8
												245	H	Quinnipiac	13 7
												245	H	Quinnipiac	9 5
												255	H	Bucknell	0 4
												255	H	Bucknell	6 1
												255	H	Bucknell	10 2
LAST 10 GAMES															
				110	A	Western Caro.	5 10	41	H	Mercer	6 9	245	H	Quinnipiac	13 7
				110	A	Western Caro.	3 19	41	H	Mercer	6 10	245	H	Quinnipiac	9 5
				110	A	Western Caro.	1 9	157	A	Wofford	3 13	255	H	Bucknell	0 4
				90	A	VCU	4 5	157	A	Wofford	8 1	255	H	Bucknell	6 1
				41	H	Mercer	5 17	157	A	Wofford	4 3	255	H	Bucknell	10 2

Non-Div. I Games:

VMI

RPI	S	Opponent	Score	
256	H	Richmond	6	3
258	A	Longwood	6	4
258	H	Longwood	4	3

VMI

V
M
I

V
M
I

Non-Div. I Games:

Tie, Loss, Non-Conf, S Site, H Home, A Away, N Neutral Page 249

Average RPI Win: 219		WON-LOST RECORD		WINNING PCT. RANK		LAST 10 GAMES		STRENGTH OF SCHEDULE		OPP. STRENGTH OF SCHEDULE		TEAM RPI		ADJ RPI		CONF. RPI		ADJ CONF. RPI	
DIV. I ONLY		17-21-0		.44737 192		5-5-0		203		188		194		.47749 193		14		14	
DIV. I NON-CONF.		12-10-0		.54545 115		1-1-0		205		242		120		.51288 120		9		9	
TOTALS		RPI 1-25		RPI 26-50		W-L RECORDS		RPI 51-100		RPI 101-150		RPI 150+							
17-21-0		0-0-0		0-4-0		OVERALL		2-8-0		1-3-0		14-6-0							
3-6-0		0-0-0		0-0-0		HOME		1-3-0		1-1-0		1-2-0							
5-13-0		0-0-0		0-4-0		AWAY		1-4-0		0-2-0		4-3-0							
9-2-0		0-0-0		0-0-0		NEUTRAL		0-1-0		0-0-0		9-1-0							
12-10-0		0-0-0		0-4-0		NON-CONFERENCE		1-5-0		0-0-0		11-1-0							
1-0-0		0-0-0		0-0-0		HOME		0-0-0		0-0-0		1-0-0							
2-8-0		0-0-0		0-0-		AWAY		1-4-0		0-0-0		1-0-0							
9-2-0		0-0-0		0-0-0		NEUTRAL		0-1-0		0-0-0		9-1-0							
5-11-0		0-0-0		0-0-0		CONFERENCE		1-3-0		1-3-0		3-5-0							
2-6-0		0-0-0		0-0-0		HOME		1-3-0		1-1-0		0-2-0							
3-5-0		0-0-0		0-0-0		AWAY		0-0-0		0-2-0		3-3-0							
0-0-0		0-0-0		0-0-0		NEUTRAL		0-0-0		0-0-0		0-0-0							
RPI	S	Opponent		Score		RPI	S	Opponent		Score		RPI	S	Opponent		Score			
28	A	South Fla.		2	8	59	H	Yale		12	7	105	H	Cornell		7	5		
28	A	South Fla.		2	14	59	H	Yale		2	4	105	H	Cornell		5	9		
28	A	South Fla.		6	8	59	H	Yale		13	21	133	A	Columbia		0	2		
28	A	South Fla.		1	4	59	H	Yale		9	13	133	A	Columbia		1	5		
						74	A	Jacksonville		1	12	165	A	UMass Lowell		4	3		
						74	A	Jacksonville		4	1	179	H	Princeton		4	9		
						74	A	Jacksonville		1	2	179	H	Princeton		3	5		
						74	A	Jacksonville		3	5	199	A	Penn		4	7		
						87	A	Boston College		5	8	199	A	Penn		0	4		
						87	N	Boston College		2	3	233	N	Army West Point		17	9		
												233	N	Army West Point		11	4		
												233	N	Army West Point		11	5		
												233	N	Army West Point		7	8		
												237	A	Brown		7	6		
												237	A	Brown		4	3		
												237	A	Brown		3	7		
												237	A	Brown		3	2		
												243	H	Massachusetts		7	3		
												243	N	Massachusetts		8	2		
												255	N	Bucknell		9	8		
												291	N	Coppin St.		6	2		
												291	N	Coppin St.		14	3		
												295	N	Lafayette		13	1		
												295	N	Lafayette		6	0		
LAST 10 GAMES																			
165	A	UMass Lowell		4	3	87	N	Boston College		2	3	295	N	Lafayette		13	1		
237	A	Brown		7	6	59	H	Yale		12	7	295	N	Lafayette		6	0		
237	A	Brown		4	3	59	H	Yale		9	13								
237	A	Brown		3	7	59	H	Yale		13	21								
237	A	Brown		3	2	59	H	Yale		2	4								

Non-Div. I Games:

Harvard

Average RPI Win:		194	WON-LOST RECORD		WINNING PCT. RANK		LAST 10 GAMES		STRENGTH OF SCHEDULE		OPP. STRENGTH OF SCHEDULE		TEAM RPI		ADJ RPI		CONF. RPI		ADJ CONF. RPI										
DIV. I ONLY			21-20-0		.5122 138		5-5-0		215		180		195		.47656 194		18		18										
DIV. I NON-CONF.			11-11-0		.5 146		1-3-0		216		221		214		.46922 213		20		20										
TOTALS		RPI 1-25		RPI 26-50		W-L RECORDS		RPI 51-100		RPI 101-150		RPI 150+																	
21-20-0		0-2-0		0-0-0		OVERALL		5-5-0		0-1-0		16-12-0																	
15-8-0		0-0-0		0-0-0		HOME		4-3-0		0-1-0		11-4-0																	
5-11-0		0-2-0		0-0-0		AWAY		1-2-0		0-0-0		4-7-0																	
1-1-0		0-0-0		0-0-0		NEUTRAL		0-0-0		0-0-0		1-1-0																	
11-11-0		0-2-0		0-0-0		NON-CONFERENCE		3-3-0		0-1-0		8-5-0																	
9-4-0		0-0-0		0-0-0		HOME		2-1-0		0-1-0		7-2-0																	
1-6-0		0-2-0		0-0-		AWAY		1-2-0		0-0-0		0-2-0																	
1-1-0		0-0-0		0-0-0		NEUTRAL		0-0-0		0-0-0		1-1-0																	
10-9-0		0-0-0		0-0-0		CONFERENCE		2-2-0		0-0-0		8-7-0																	
6-4-0		0-0-0		0-0-0		HOME		2-2-0		0-0-0		4-2-0																	
4-5-0		0-0-0		0-0-0		AWAY		0-0-0		0-0-0		4-5-0																	
0-0-0		0-0-0		0-0-0		NEUTRAL		0-0-0		0-0-0		0-0-0																	
RPI	S	Opponent		Score		RPI	S	Opponent		Score		RPI	S	Opponent		Score													
2	A	Clemson		5	6							141	H	Col. of Charleston		5	13												
20	A	South Carolina		0	3							65	H	Liberty		3	17	157	N	Wofford		5	2						
												65	H	Liberty		11	4	159	H	Gardner-Webb		3	6						
												78	A	FIU		0	8	159	H	Gardner-Webb		18	2						
												78	A	FIU		8	15	159	H	Gardner-Webb		5	7						
												78	A	FIU		6	5	177	H	Radford		3	2						
												84	H	Winthrop		4	2	177	H	Radford		4	1						
												90	H	VCU		11	9	177	H	Radford		4	3						
												90	H	VCU		4	13	198	A	UNC Asheville		1	2						
												90	H	VCU		4	2	198	A	UNC Asheville		19	3						
												198	A	UNC Asheville		10	3												
												226	A	The Citadel		5	8												
												226	H	The Citadel		6	8												
												241	A	Campbell		12	6												
												241	A	Campbell		0	6												
												241	A	Campbell		2	3												
												258	A	Longwood		8	7												
												258	A	Longwood		0	1												
												258	A	Longwood		2	7												
												265	A	USC Upstate		1	5												
												265	H	USC Upstate		4	3												
												265	N	USC Upstate		4	10												
												272	H	Hofstra		4	1												
												272	H	Hofstra		8	7												
												272	H	Hofstra		9	3												
												279	H	Delaware St.		3	1												
												279	H	Delaware St.		3	2												
												LAST 10 GAMES																	
												157	N	Wofford		5	2	159	H	Gardner-Webb		5	7						
												177	H	Radford		4	1	159	H	Gardner-Webb		18	2						
177	H	Radford		3	2	159	H	Gardner-Webb		3	6																		
177	H	Radford		4	3	141	H	Col. of Charleston		5	13																		
226	A	The Citadel		5	8	2	A	Clemson		5	6																		

Non-Div. I Games:

Charleston So.

RPI	S	Opponent	Score	
279	H	Delaware St.	2	9
287	H	Savannah St.	7	5

Charleston So.

C
h
a
r
l
e
s
t
o
n
S
o
.

C
h
a
r
l
e
s
t
o
n
S
o
.

Non-Div. I Games:	Me.-Farmington	12	2	Me.-Presque Isle	8	1	Thomas (ME)	11	3	Maine
-------------------	----------------	----	---	------------------	---	---	-------------	----	---	-------

[illegible]

RPI	S	Opponent	Score	
272	N	Hofstra	5	1
284	A	Alcorn	11	8

Murray St.

M
u
r
r
a
y
S
t
.

M
u
r
r
a
y
S
t
.

Non-Div. I Games:

Alabama

Average RPI Win:	196	WON-LOST RECORD	WINNING PCT. RANK	LAST 10 GAMES		STRENGTH OF SCHEDULE	OPP. STRENGTH OF SCHEDULE	TEAM RPI	ADJ RPI	CONF. RPI	ADJ CONF. RPI	
DIV. I ONLY		17-24-0	.41463	213	4-6-0	162	230	198	.47618	198	18	18
DIV. I NON-CONF.		10-16-0	.38462	220	1-3-0	194	240	227	.46088	227	20	20
<hr/>												
TOTALS	RPI 1-25	RPI 26-50		W-L RECORDS		RPI 51-100		RPI 101-150		RPI 150+		
17-24-0	0-0-0	0-2-0		OVERALL		2-6-0		1-2-0		14-14-0		
8-8-0	0-0-0	0-0-0		HOME		1-3-0		1-0-0		6-5-0		
8-15-0	0-0-0	0-2-0		AWAY		1-3-0		0-2-0		7-8-0		
1-1-0	0-0-0	0-0-0		NEUTRAL		0-0-0		0-0-0		1-1-0		
10-16-0	0-0-0	0-2-0		NON-CONFERENCE		1-4-0		1-2-0		8-8-0		
6-4-0	0-0-0	0-0-0		HOME		0-1-0		1-0-0		5-3-0		
3-11-0	0-0-0	0-0-		AWAY		1-3-0		0-2-0		2-4-0		
1-1-0	0-0-0	0-0-0		NEUTRAL		0-0-0		0-0-0		1-1-0		
7-8-0	0-0-0	0-0-0		CONFERENCE		1-2-0		0-0-0		6-6-0		
2-4-0	0-0-0	0-0-0		HOME		1-2-0		0-0-0		1-2-0		
5-4-0	0-0-0	0-0-0		AWAY		0-0-0		0-0-0		5-4-0		
0-0-0	0-0-0	0-0-0		NEUTRAL		0-0-0		0-0-0		0-0-0		
RPI	S	Opponent	Score	RPI	S	Opponent	Score	RPI	S	Opponent	Score	
45	A	Tennessee	2 5	53	A	North Carolina St.	1 13	110	H	Western Caro.	5 3	
47	A	Charlotte	5 14	84	H	Winthrop	0 8	144	A	Furman	1 12	
				84	H	Winthrop	0 1	148	A	Appalachian St.	3 4	
				84	H	Winthrop	4 3	156	A	High Point	2 5	
				94	H	Tennessee Tech	9 20	156	A	High Point	3 1	
				96	A	Samford	2 6	156	A	High Point	0 7	
				96	A	Samford	6 4	157	A	Wofford	7 6	
				96	A	Samford	1 4	157	H	Wofford	8 17	
								176	A	UNCG	3 14	
								180	A	Presbyterian	4 7	
								180	A	Presbyterian	7 1	
								180	A	Presbyterian	4 2	
								181	H	UMBC	4 8	
								181	H	UMBC	11 5	
								181	H	UMBC	7 6	
								194	H	Charleston So.	2 1	
								194	H	Charleston So.	3 19	
								194	H	Charleston So.	3 10	
								225	N	James Madison	9 25	
								241	A	Campbell	11 9	
								241	A	Campbell	7 9	
								241	A	Campbell	10 5	
				LAST 10 GAMES								
144	A	Furman	1 12	265	H	USC Upstate	8 4	256	A	Richmond	4 1	
241	A	Campbell	11 9	156	A	High Point	3 1	256	A	Richmond	2 4	
241	A	Campbell	7 9	156	A	High Point	0 7	256	A	Richmond	3 5	
241	A	Campbell	10 5	156	A	High Point	2 5	265	A	USC Upstate	9 10	
45	A	Tennessee	2 5	157	H	Wofford	8 17	265	H	USC Upstate	8 4	

Non-Div. I Games:

UNC Asheville

RPI	S	Opponent	Score	
270	H	Iona	1	4
270	H	Iona	10	8
270	H	Iona	4	2
275	N	Dayton	12	6

UNC Asheville

U
N
C
A
s
h
e
v
i
l
l
e

U
N
C
A
s
h
e
v
i
l
l
e

Average RPI Win:	201	WON-LOST RECORD	WINNING PCT. RANK	LAST 10 GAMES	STRENGTH OF SCHEDULE	OPP. STRENGTH OF SCHEDULE	TEAM RPI	ADJ RPI	CONF. RPI	ADJ CONF. RPI	
Average RPI Loss:	147										
DIV. I ONLY	21-17-0	.55263	106	7-3-0	267	200	199	.47608	199	14	14
DIV. I NON-CONF.	10-12-0	.45455	185	0-2-0	288	267	266	.42828	266	9	9
<hr/>											
TOTALS	RPI 1-25	RPI 26-50		W-L RECORDS		RPI 51-100		RPI 101-150		RPI 150+	
21-17-0	0-0-0	0-0-0		OVERALL		0-2-0		5-8-0		16-7-0	
12-2-0	0-0-0	0-0-0		HOME		0-0-0		1-1-0		11-1-0	
6-8-0	0-0-0	0-0-0		AWAY		0-2-0		3-4-0		3-2-0	
3-7-0	0-0-0	0-0-0		NEUTRAL		0-0-0		1-3-0		2-4-0	
<hr/>											
10-12-0	0-0-0	0-0-0		NON-CONFERENCE		0-0-0		1-6-0		9-6-0	
5-1-0	0-0-0	0-0-0		HOME		0-0-0		0-0-0		5-1-0	
2-4-0	0-0-0	0-0-		AWAY		0-0-0		0-3-0		2-1-0	
3-7-0	0-0-0	0-0-0		NEUTRAL		0-0-0		1-3-0		2-4-0	
<hr/>											
11-5-0	0-0-0	0-0-0		CONFERENCE		0-2-0		4-2-0		7-1-0	
7-1-0	0-0-0	0-0-0		HOME		0-0-0		1-1-0		6-0-0	
4-4-0	0-0-0	0-0-0		AWAY		0-2-0		3-1-0		1-1-0	
0-0-0	0-0-0	0-0-0		NEUTRAL		0-0-0		0-0-0		0-0-0	
<hr/>											
RPI S	Opponent	Score	RPI S	Opponent	Score	RPI S	Opponent	Score	RPI S	Opponent	Score
						59 A Yale	4	5	103 A North Florida	0	6
						59 A Yale	2	6	103 A North Florida	2	3
									103 A North Florida	3	7
									105 A Cornell	3	2
									105 A Cornell	4	0
									105 A Cornell	0	2
									105 A Cornell	5	0
									115 H Dartmouth	5	9
									115 H Dartmouth	7	6
									146 N Marist	3	4
									146 N Marist	0	5
									146 N Marist	5	4
									150 N St. Bonaventure	0	4
									151 N Fairfield	5	7
									151 N Fairfield	8	0
									151 N Fairfield	6	3
									154 A Delaware	9	10
									174 N Valparaiso	0	3
									174 N Valparaiso	3	16
179 H Princeton			179 H Princeton	17	5						
			179 H Princeton	3	1						
			179 H Princeton	5	4						
			193 H Harvard	4	0						
			193 H Harvard	7	4						
			237 A Brown	4	2						
			237 A Brown	6	8						

Non-Div. I Games:

Penn

RPI	S	Opponent	Score	
254	A	Villanova	11	2
254	H	Villanova	1	3
271	N	La Salle	1	2
283	H	Lehigh	6	4
295	A	Lafayette	9	8
295	H	Lafayette	3	2
295	H	Lafayette	4	1
295	H	Lafayette	13	3
295	H	Lafayette	2	1

P
e
n
n

P
e
n
n

Penn

Average RPI Win: 183		WON-LOST	WINNING	LAST 10	STRENGTH OF		OPP. STRENGTH	TEAM	ADJ	CONF.	ADJ CONF.
Average RPI Loss: 108		RECORD	PCT. RANK	GAMES	SCHEDULE		OF SCHEDULE	RPI	RPI	RPI	RPI
DIV. I ONLY		19-25-0	.43182	203	4-6-0		134	120	200	.47586	200
DIV. I NON-CONF.		11-21-0	.34375	242	1-3-0		57	86	195	.47835	195
TOTALS		RPI 1-25	RPI 26-50		W-L RECORDS		RPI 51-100		RPI 101-150		RPI 150+
19-25-0	0-3-0	1-4-0		OVERALL		4-7-0		1-2-0		13-9-0	
12-18-0	0-2-0	0-2-0		HOME		2-5-0		1-2-0		9-7-0	
7-7-0	0-1-0	1-2-0		AWAY		2-2-0		0-0-0		4-2-0	
0-0-0	0-0-0	0-0-0		NEUTRAL		0-0-0		0-0-0		0-0-0	
11-21-0	0-3-0	1-4-0		NON-CONFERENCE		2-6-0		0-0-0		8-8-0	
6-15-0	0-2-0	0-2-0		HOME		0-4-0		0-0-0		6-7-0	
5-6-0	0-1-0	1-0-		AWAY		2-2-0		0-0-0		2-1-0	
0-0-0	0-0-0	0-0-0		NEUTRAL		0-0-0		0-0-0		0-0-0	
8-4-0	0-0-0	0-0-0		CONFERENCE		2-1-0		1-2-0		5-1-0	
6-3-0	0-0-0	0-0-0		HOME		2-1-0		1-2-0		3-0-0	
2-1-0	0-0-0	0-0-0		AWAY		0-0-0		0-0-0		2-1-0	
0-0-0	0-0-0	0-0-0		NEUTRAL		0-0-0		0-0-0		0-0-0	
RPI S	Opponent	Score	RPI S	Opponent	Score	RPI S	Opponent	Score	RPI S	Opponent	Score
7 H	Florida	8 9	28 A	South Fla.	4 9	67 H	FGCU	2 4	143 H	Kennesaw St.	2 4
24 A	Florida St.	3 7	28 A	South Fla.	6 0	67 H	FGCU	2 1	143 H	Kennesaw St.	10 4
24 H	Florida St.	5 11	28 H	South Fla.	6 8	67 H	FGCU	1 0	143 H	Kennesaw St.	3 7
			29 A	UCF	3 5	73 A	Bethune-Cookman	8 9	151 H	Fairfield	2 5
			46 H	UConn	3 9	77 A	Tulane	6 7	151 H	Fairfield	3 0
						77 A	Tulane	12 10	151 H	Fairfield	0 6
						77 A	Tulane	5 1	156 H	High Point	1 0
						78 H	FIU	0 9	156 H	High Point	3 4
						78 H	FIU	6 10	156 H	High Point	5 4
						89 H	Seton Hall	1 5	172 H	Southern Ill.	6 7
						89 H	Seton Hall	5 6	172 H	Southern Ill.	0 7
									172 H	Southern Ill.	4 8
									203 H	Western Mich.	3 5
									226 A	The Citadel	9 2
									226 A	The Citadel	1 5
									226 A	The Citadel	9 6
									235 H	Siena	10 6
									235 H	Siena	9 0
									242 H	Saint Joseph's	6 2
									265 A	USC Upstate	6 4
									265 A	USC Upstate	11 0
									265 A	USC Upstate	2 5
									290 H	NJIT	4 2
									290 H	NJIT	3 2
									290 H	NJIT	13 2
LAST 10 GAMES			28 A	South Fla.	6 0	24 A	Florida St.	3 7			
			24 H	Florida St.	5 11	143 H	Kennesaw St.	10 4			
			265 A	USC Upstate	6 4	143 H	Kennesaw St.	3 7			
			265 A	USC Upstate	11 0	143 H	Kennesaw St.	2 4			
			265 A	USC Upstate	2 5	28 H	South Fla.	6 8			

Non-Div. I Games:

Stetson

Average RPI Win:	166	WON-LOST RECORD	WINNING PCT. RANK	LAST 10 GAMES	STRENGTH OF SCHEDULE	OPP. STRENGTH OF SCHEDULE	TEAM RPI	ADJ RPI	CONF. RPI	ADJ CONF. RPI	
Average RPI Loss:	156										
DIV. I ONLY	12-25-0	.32432	264	2-8-0	147	217	201	.47522	201	22	22
DIV. I NON-CONF.	8-17-0	.32	245	1-3-0	88	244	149	.50086	149	17	17
<hr/>											
TOTALS	RPI 1-25	RPI 26-50		W-L RECORDS	RPI 51-100		RPI 101-150		RPI 150+		
12-25-0	0-0-0	0-4-0		OVERALL	3-3-0		2-3-0		7-15-0		
3-3-0	0-0-0	0-0-0		HOME	0-0-0		1-2-0		2-1-0		
9-22-0	0-0-0	0-4-0		AWAY	3-3-0		1-1-0		5-14-0		
0-0-0	0-0-0	0-0-0		NEUTRAL	0-0-0		0-0-0		0-0-0		
<hr/>											
8-17-0	0-0-0	0-4-0		NON-CONFERENCE	2-1-0		1-1-0		5-11-0		
0-0-0	0-0-0	0-0-0		HOME	0-0-0		0-0-0		0-0-0		
8-17-0	0-0-0	0-0-		AWAY	2-1-0		1-1-0		5-11-0		
0-0-0	0-0-0	0-0-0		NEUTRAL	0-0-0		0-0-0		0-0-0		
<hr/>											
4-8-0	0-0-0	0-0-0		CONFERENCE	1-2-0		1-2-0		2-4-0		
3-3-0	0-0-0	0-0-0		HOME	0-0-0		1-2-0		2-1-0		
1-5-0	0-0-0	0-0-0		AWAY	1-2-0		0-0-0		0-3-0		
0-0-0	0-0-0	0-0-0		NEUTRAL	0-0-0		0-0-0		0-0-0		
<hr/>											
RPI S	Opponent	Score	RPI S	Opponent	Score	RPI S	Opponent	Score	RPI S	Opponent	Score
			36 A	Oklahoma	10 16	68 A	Kent St.	9 2	132 H	Ball St.	6 5
			36 A	Oklahoma	1 5	68 A	Kent St.	1 9	132 H	Ball St.	4 6
			36 A	Oklahoma	0 11	68 A	Kent St.	0 14	132 H	Ball St.	5 6
			36 A	Oklahoma	0 1	85 A	Sam Houston St.	5 20	150 A	St. Bonaventure	5 4
						85 A	Sam Houston St.	5 3	150 A	St. Bonaventure	0 1
						85 A	Sam Houston St.	10 4	162 A	Canisius	5 13
									162 A	Canisius	5 6
									162 A	Canisius	14 6
									184 A	UT Martin	0 14
									184 A	UT Martin	10 2
									184 A	UT Martin	3 4
									196 A	Murray St.	11 4
									196 A	Murray St.	4 12
									196 A	Murray St.	12 10
									206 A	Toledo	6 7
									206 A	Toledo	20 21
									206 A	Toledo	3 4
									225 A	James Madison	4 9
									225 A	James Madison	6 14
									225 A	James Madison	13 8
									230 A	UTRGV	2 4
									230 A	UTRGV	4 6
									230 A	UTRGV	4 5
									230 A	UTRGV	1 8
									252 H	Northern Ill.	1 2
									252 H	Northern Ill.	6 3
									252 H	Northern Ill.	3 1
<hr/>											
LAST 10 GAMES											
			150 A	St. Bonaventure	0 1	206 A	Toledo	6 7	230 A	UTRGV	4 5
			132 H	Ball St.	6 5	206 A	Toledo	20 21	230 A	UTRGV	1 8
			132 H	Ball St.	4 6	206 A	Toledo	3 4	252 H	Northern Ill.	1 2
			132 H	Ball St.	5 6	162 A	Canisius	5 13	252 H	Northern Ill.	6 3
			162 A	Canisius	14 6	162 A	Canisius	5 6	252 H	Northern Ill.	3 1

Non-Div. I Games:

Buffalo

C
e
n
t
r
a
l
C
o
n
n
.
S
t
.

Central Conn. St.

RPI	S	Opponent	Score	
296	H	Mt. St. Mary's	2	0
296	H	Mt. St. Mary's	9	1
296	H	Mt. St. Mary's	4	0

Central Conn. St.
.
S
t
.

C
e
n
t
r
a
l
C
o
n
n
.
S
t
.

Average RPI Win: 185		WON-LOST	WINNING	LAST 10	STRENGTH OF		OPP. STRENGTH	TEAM	ADJ	CONF.	ADJ CONF.
Average RPI Loss: 164		RECORD	PCT. RANK	GAMES	SCHEDULE		OF SCHEDULE	RPI	RPI	RPI	RPI
DIV. I ONLY		15-19-0	.44118	198	3-7-0		251	157	203	.47399	203
DIV. I NON-CONF.		9-10-0	.47368	178	0-2-0		246	165	156	.49579	156
TOTALS		RPI 1-25	RPI 26-50		W-L RECORDS		RPI 51-100		RPI 101-150		RPI 150+
15-19-0	0-0-0	1-1-0		OVERALL		1-1-0		2-6-0		11-11-0	
2-4-0	0-0-0	0-0-0		HOME		0-0-0		0-3-0		2-1-0	
9-14-0	0-0-0	0-1-0		AWAY		1-1-0		1-3-0		7-9-0	
4-1-0	0-0-0	1-0-0		NEUTRAL		0-0-0		1-0-0		2-1-0	
9-10-0	0-0-0	1-1-0		NON-CONFERENCE		1-1-0		1-1-0		6-7-0	
0-0-0	0-0-0	0-0-0		HOME		0-0-0		0-0-0		0-0-0	
5-9-0	0-0-0	0-0-		AWAY		1-1-0		0-1-0		4-6-0	
4-1-0	0-0-0	1-0-0		NEUTRAL		0-0-0		1-0-0		2-1-0	
6-9-0	0-0-0	0-0-0		CONFERENCE		0-0-0		1-5-0		5-4-0	
2-4-0	0-0-0	0-0-0		HOME		0-0-0		0-3-0		2-1-0	
4-5-0	0-0-0	0-0-0		AWAY		0-0-0		1-2-0		3-3-0	
0-0-0	0-0-0	0-0-0		NEUTRAL		0-0-0		0-0-0		0-0-0	
RPI S	Opponent	Score		RPI S	Opponent	Score		RPI S	Opponent	Score	
30 A	Michigan	4	6	64 A	Georgia Tech	3	8	126 A	Central Mich.	11	2
46 N	UConn	4	3	82 A	Michigan St.	3	2	126 A	Central Mich.	5	7
								126 A	Central Mich.	4	10
								132 H	Ball St.	9	12
								132 H	Ball St.	5	16
								132 H	Ball St.	3	18
								143 A	Kennesaw St.	4	17
								149 N	Northeastern	14	7
								160 A	ETSU	7	12
								160 A	ETSU	11	1
								160 A	ETSU	8	12
								170 A	Illinois	3	13
								182 H	Eastern Mich.	6	1
								182 H	Eastern Mich.	4	3
								182 H	Eastern Mich.	2	6
								200 A	Stetson	5	3
								206 A	Toledo	0	1
								206 A	Toledo	8	9
								206 A	Toledo	4	1
								207 A	Miami (OH)	4	0
								207 A	Miami (OH)	3	4
								207 A	Miami (OH)	8	4
								215 A	Georgia St.	4	6
								219 N	Georgetown	8	12
								242 N	Saint Joseph's	9	2
								246 A	Northwestern	4	11
								132 H	Ball St.	3	18
								132 H	Ball St.	9	12
								254 N	Villanova	11	6
LAST 10 GAMES											
182 H	Eastern Mich.	6	1	126 A	Central Mich.	4	10	215 A	Georgia St.	4	6
182 H	Eastern Mich.	4	3	126 A	Central Mich.	5	7	219 N	Georgetown	8	12
182 H	Eastern Mich.	2	6	246 A	Northwestern	4	11	242 N	Saint Joseph's	9	2
170 A	Illinois	3	13	132 H	Ball St.	3	18	246 A	Northwestern	4	11
126 A	Central Mich.	11	2	132 H	Ball St.	9	12	254 N	Villanova	11	6

Non-Div. I Games: Grace (IN) 9 1

Western Mich.

RPI	S	Opponent	Score	
267	A	Evansville	5	6
267	A	Evansville	11	2
267	A	Evansville	4	3

Western Mich.

W
e
s
t
e
r
n
M
i
c
h
.

W
e
s
t
e
r
n
M
i
c
h
.

[illegible]

Non-Div. I Games:

George Washington

[illegible]

Non-Div. I Games:

Stony Brook

RPI	S	Opponent	Score	
260	H	Sacred Heart	11	5
260	H	Sacred Heart	6	5
270	H	Iona	13	2
292	H	NYIT	7	2

Stony Brook

S
t
o
n
y
B
r
o
o
k

S
t
o
n
y
B
r
o
o
k

Toledo

Average RPI Win: 205		WON-LOST	WINNING	LAST 10	STRENGTH OF		OPP. STRENGTH	TEAM	ADJ	CONF.	ADJ CONF.
Average RPI Loss: 114		RECORD	PCT. RANK	GAMES	SCHEDULE		OF SCHEDULE	RPI	RPI	RPI	RPI
DIV. I ONLY		14-27-0	.34146	257	5-5-0		128	216	206	.47131	206
DIV. I NON-CONF.		7-19-0	.26923	258	1-2-0		24	193	150	.4987	150
TOTALS		RPI 1-25	RPI 26-50		W-L RECORDS		RPI 51-100		RPI 101-150		RPI 150+
14-27-0	0-0-0	0-4-0		OVERALL		1-15-0		0-1-0		13-7-0	
6-4-0	0-0-0	0-0-0		HOME		0-0-0		0-0-0		6-4-0	
6-19-0	0-0-0	0-4-0		AWAY		1-12-0		0-0-0		5-3-0	
2-4-0	0-0-0	0-0-0		NEUTRAL		0-3-0		0-1-0		2-0-0	
7-19-0	0-0-0	0-4-0		NON-CONFERENCE		1-12-0		0-1-0		6-2-0	
1-0-0	0-0-0	0-0-0		HOME		0-0-0		0-0-0		1-0-0	
4-15-0	0-0-0	0-0-		AWAY		1-9-0		0-0-0		3-2-0	
2-4-0	0-0-0	0-0-0		NEUTRAL		0-3-0		0-1-0		2-0-0	
7-8-0	0-0-0	0-0-0		CONFERENCE		0-3-0		0-0-0		7-5-0	
5-4-0	0-0-0	0-0-0		HOME		0-0-0		0-0-0		5-4-0	
2-4-0	0-0-0	0-0-0		AWAY		0-3-0		0-0-0		2-1-0	
0-0-0	0-0-0	0-0-0		NEUTRAL		0-0-0		0-0-0		0-0-0	
RPI S	Opponent	Score	RPI S	Opponent	Score	RPI S	Opponent	Score	RPI S	Opponent	Score
			28 A	South Fla.	3 4	56 N	Binghamton	3 9	149 N	Northeastern	2 9
			28 A	South Fla.	3 12	56 N	Binghamton	3 7	170 A	Illinois	10 4
			28 A	South Fla.	3 6	68 A	Kent St.	1 10	170 A	Illinois	5 11
			30 A	Michigan	0 12	68 A	Kent St.	2 3	172 N	Southern Ill.	10 2
						68 A	Kent St.	0 1	172 N	Southern Ill.	8 7
						71 A	Fla. Atlantic	3 10	201 H	Buffalo	7 6
						71 A	Fla. Atlantic	6 4	201 H	Buffalo	4 3
						71 A	Fla. Atlantic	8 11	201 H	Buffalo	21 20
						75 A	Wright St.	2 4	203 H	Western Mich.	1 0
						82 A	Michigan St.	1 11	203 H	Western Mich.	9 8
						87 N	Boston College	5 6	203 H	Western Mich.	1 4
						88 A	Notre Dame	3 8	216 H	Oakland	8 5
						94 A	Tennessee Tech	2 10	252 H	Northern Ill.	2 16
						94 A	Tennessee Tech	5 7	252 H	Northern Ill.	3 9
						94 A	Tennessee Tech	0 10	252 H	Northern Ill.	4 7
						94 A	Tennessee Tech	0 2	256 A	Richmond	9 15
									256 A	Richmond	6 4
									263 A	Bowling Green	20 4
									263 A	Bowling Green	4 5
									263 A	Bowling Green	8 4
									275 A	Dayton	11 7
LAST 10 GAMES											
			82 A	Michigan St.	1 11	201 H	Buffalo	7 6			
			68 A	Kent St.	1 10	201 H	Buffalo	21 20			
			68 A	Kent St.	2 3	201 H	Buffalo	4 3			
			68 A	Kent St.	0 1	88 A	Notre Dame	3 8			
			275 A	Dayton	11 7	263 A	Bowling Green	8 4			

Non-Div. I Games:

Toledo

Average RPI Win: 210		WON-LOST RECORD		WINNING PCT. RANK		LAST 10 GAMES		STRENGTH OF SCHEDULE		OPP. STRENGTH OF SCHEDULE		TEAM RPI		ADJ RPI		CONF. RPI		ADJ CONF. RPI	
Average RPI Loss: 106		17-25-0		.40476 222		8-2-0		152		163		207		.47092 207		22		22	
DIV. I ONLY		14-16-0		.46667 180		7-0-0		109		120		146		.50198 146		17		17	
DIV. I NON-CONF.																			
TOTALS		RPI 1-25		RPI 26-50		W-L RECORDS		RPI 51-100		RPI 101-150		RPI 150+							
17-25-0		0-6-0		0-4-0		OVERALL		2-0-0		2-6-0		13-9-0							
12-8-0		0-0-0		0-0-0		HOME		1-0-0		1-1-0		10-7-0							
3-17-0		0-6-0		0-4-0		AWAY		0-0-0		0-5-0		3-2-0							
2-0-0		0-0-0		0-0-0		NEUTRAL		1-0-0		1-0-0		0-0-0							
14-16-0		0-6-0		0-4-0		NON-CONFERENCE		2-0-0		2-3-0		10-3-0							
10-4-0		0-0-0		0-0-0		HOME		1-0-0		1-1-0		8-3-0							
2-12-0		0-6-0		0-0-		AWAY		0-0-0		0-2-0		2-0-0							
2-0-0		0-0-0		0-0-0		NEUTRAL		1-0-0		1-0-0		0-0-0							
3-9-0		0-0-0		0-0-0		CONFERENCE		0-0-0		0-3-0		3-6-0							
2-4-0		0-0-0		0-0-0		HOME		0-0-0		0-0-0		2-4-0							
1-5-0		0-0-0		0-0-0		AWAY		0-0-0		0-3-0		1-2-0							
0-0-0		0-0-0		0-0-0		NEUTRAL		0-0-0		0-0-0		0-0-0							
RPI	S	Opponent		Score		RPI	S	Opponent		Score		RPI	S	Opponent		Score			
4	A	Kentucky		3	16	28	A	South Fla.		1	5	75	N	Wright St.		4	3		
4	A	Kentucky		4	6	28	A	South Fla.		2	11	91	H	Morehead St.		8	0		
4	A	Kentucky		2	14	28	A	South Fla.		2	3								
14	A	Arkansas		1	5	28	A	South Fla.		2	7								
14	A	Arkansas		0	7														
14	A	Arkansas		1	11														
						LAST 10 GAMES													
						91	H	Morehead St.		8	0	75	N	Wright St.		4	3		
						218	A	Ohio		2	3	271	H	La Salle		7	1		
						218	A	Ohio		3	1	271	H	La Salle		15	2		
						218	A	Ohio		5	9	271	H	La Salle		3	2		
						107	N	Xavier		12	6	273	H	Illinois St.		9	4		
												273	H	Illinois St.		8	7		

RPI	S	Opponent	Score	
273	H	Illinois St.	8	6
275	A	Dayton	16	9
275	H	Dayton	7	6

Miami (OH)

M
i
a
m
i
(
O
H
)

M
i
a
m
i
(
O
H
)

Average RPI Win:		191	WON-LOST RECORD		WINNING PCT. RANK		LAST 10 GAMES		STRENGTH OF SCHEDULE		OPP. STRENGTH OF SCHEDULE		TEAM RPI		ADJ RPI		CONF. RPI		ADJ CONF. RPI								
DIV. I ONLY			14-26-0		.35 250		3-7-0		116		147		208		.47079 208		7 7										
DIV. I NON-CONF.			12-16-0		.42857 200		2-2-0		149		166		179		.48514 179		7 7										
TOTALS		RPI 1-25		RPI 26-50		W-L RECORDS		RPI 51-100		RPI 101-150		RPI 150+															
14-26-0		0-6-0		0-3-0		OVERALL		0-3-0		5-4-0		9-10-0															
8-8-0		0-0-0		0-0-0		HOME		0-2-0		3-2-0		5-4-0															
4-16-0		0-6-0		0-3-0		AWAY		0-1-0		0-0-0		4-6-0															
2-2-0		0-0-0		0-0-0		NEUTRAL		0-0-0		2-2-0		0-0-0															
12-16-0		0-3-0		0-0-0		NON-CONFERENCE		0-3-0		5-4-0		7-6-0															
6-4-0		0-0-0		0-0-0		HOME		0-2-0		3-2-0		3-0-0															
4-10-0		0-3-0		0-0-		AWAY		0-1-0		0-0-0		4-6-0															
2-2-0		0-0-0		0-0-0		NEUTRAL		0-0-0		2-2-0		0-0-0															
2-10-0		0-3-0		0-3-0		CONFERENCE		0-0-0		0-0-0		2-4-0															
2-4-0		0-0-0		0-0-0		HOME		0-0-0		0-0-0		2-4-0															
0-6-0		0-3-0		0-3-0		AWAY		0-0-0		0-0-0		0-0-0															
0-0-0		0-0-0		0-0-0		NEUTRAL		0-0-0		0-0-0		0-0-0															
RPI	S	Opponent			Score		RPI	S	Opponent			Score		RPI	S	Opponent			Score								
11	A	TCU			3	6	30	A	Michigan			6	10	56	H	Binghamton			3	6	105	H	Cornell			8	2
11	A	TCU			1	12	30	A	Michigan			1	14	86	A	Pittsburgh			2	3	107	N	Xavier			5	7
11	A	TCU			3	9	30	A	Michigan			2	15	86	H	Pittsburgh			1	9	107	N	Xavier			7	5
21	A	Maryland			1	2							107	N	Xavier			6	1								
21	A	Maryland			3	8							107	N	Xavier			4	10								
21	A	Maryland			2	15							133	H	Columbia			10	6								
													133	H	Columbia			11	7								
													133	H	Columbia			5	8								
													133	H	Columbia			2	4								
													152	A	UC Davis			2	10								
													154	A	Delaware			0	8								
													154	A	Delaware			0	5								
													154	A	Delaware			1	6								
													163	H	Ohio St.			6	2								
													163	H	Ohio St.			2	5								
													163	H	Ohio St.			2	11								
													210	A	Sacramento St.			3	11								
													210	A	Sacramento St.			4	2								
													210	A	Sacramento St.			6	1								
													227	A	Pacific			11	4								
													227	A	Pacific			11	2								
													227	A	Pacific			1	6								
							LAST 10 GAMES						246	H	Northwestern			4	7								
													246	H	Northwestern			2	1								
													246	H	Northwestern			4	7								
													246	H	Northwestern			5	12								
													86	H	Pittsburgh			1	9	255	H	Bucknell			5	3	
													56	H	Binghamton			3	6	255	H	Bucknell			4	3	

Non-Div. I Games:

Penn St.

RPI	S	Opponent	Score	
295	H	Lafayette	9	2

Penn St.

P
e
n
n
S
t
.

P
e
n
n
S
t
.

Average RPI Win: 198		WON-LOST	WINNING	LAST 10	STRENGTH OF		OPP. STRENGTH	TEAM	ADJ	CONF.	ADJ CONF.			
Average RPI Loss: 142		RECORD	PCT. RANK	GAMES	SCHEDULE		OF SCHEDULE	RPI	RPI	RPI	RPI			
DIV. I ONLY		14-21-0	.4	225	6-4-0		178	227	209	.4704	209	26	26	
DIV. I NON-CONF.		6-14-0	.3	250	2-0-0		183	132	222	.46393	221	25	25	
TOTALS		RPI 1-25	RPI 26-50		W-L RECORDS		RPI 51-100		RPI 101-150		RPI 150+			
14-21-0		0-1-0	0-0-0		OVERALL		0-5-0		3-6-0		11-9-0			
8-3-0		0-0-0	0-0-0		HOME		0-0-0		1-2-0		7-1-0			
6-15-0		0-1-0	0-0-0		AWAY		0-3-0		2-3-0		4-8-0			
0-3-0		0-0-0	0-0-0		NEUTRAL		0-2-0		0-1-0		0-0-0			
6-14-0		0-1-0	0-0-0		NON-CONFERENCE		0-5-0		2-4-0		4-4-0			
2-0-0		0-0-0	0-0-0		HOME		0-0-0		0-0-0		2-0-0			
4-11-0		0-1-0	0-0-		AWAY		0-3-0		2-3-0		2-4-0			
0-3-0		0-0-0	0-0-0		NEUTRAL		0-2-0		0-1-0		0-0-0			
8-7-0		0-0-0	0-0-0		CONFERENCE		0-0-0		1-2-0		7-5-0			
6-3-0		0-0-0	0-0-0		HOME		0-0-0		1-2-0		5-1-0			
2-4-0		0-0-0	0-0-0		AWAY		0-0-0		0-0-0		2-4-0			
0-0-0		0-0-0	0-0-0		NEUTRAL		0-0-0		0-0-0		0-0-0			
RPI	S	Opponent	Score		RPI	S	Opponent	Score		RPI	S	Opponent	Score	
12	A	Virginia	0	10						106	A	Rutgers	4	6
							51 N Rhode Island	4	5	117	N	William & Mary	5	6
							71 A Fla. Atlantic	1	6	133	A	Columbia	17	12
							71 A Fla. Atlantic	5	16	144	A	Furman	4	2
							71 A Fla. Atlantic	10	12	144	A	Furman	5	12
							88 N Notre Dame	0	4	144	A	Furman	6	10
										146	H	Marist	1	7
										146	H	Marist	7	2
										146	H	Marist	4	5
										157	A	Wofford	4	16
										157	A	Wofford	6	4
										162	A	Canisius	17	6
										162	A	Canisius	10	11
										162	A	Canisius	3	4
										179	H	Princeton	8	4
										189	H	Niagara	6	5
										189	H	Niagara	8	6
										189	H	Niagara	4	6
										204	A	George Washington	0	4
										204	A	George Washington	3	1
										204	A	George Washington	0	12
										235	A	Siena	5	6
										235	A	Siena	11	0
										235	A	Siena	4	5
										245	H	Quinnipiac	9	4
										245	H	Quinnipiac	17	7
										245	H	Quinnipiac	12	0
LAST 10 GAMES														
							189 H Niagara	6	5			146 H Marist	4	5
							189 H Niagara	4	6			146 H Marist	7	2
							189 H Niagara	8	6			133 A Columbia	17	12
							295 H Lafayette	5	4			235 A Siena	5	6
							146 H Marist	1	7			235 A Siena	11	0

Non-Div. I Games:

Monmouth

RPI	S	Opponent	Score	
265	A	USC Upstate	5	14
295	H	Lafayette	5	4

Monmouth

M
o
n
m
o
u
t
h

M
o
n
m
o
u
t
h

Average RPI Win:	190	WON-LOST RECORD	WINNING PCT. RANK	LAST 10 GAMES	STRENGTH OF SCHEDULE	OPP. STRENGTH OF SCHEDULE	TEAM RPI	ADJ RPI	CONF. RPI	ADJ CONF. RPI	
Average RPI Loss:	153										
DIV. I ONLY	21-20-0	.5122	138	6-4-0	248	151	210	.46932	210	25	25
DIV. I NON-CONF.	15-11-0	.57692	102	3-1-0	227	62	162	.49324	162	26	26
<hr/>											
TOTALS	RPI 1-25	RPI 26-50		W-L RECORDS		RPI 51-100		RPI 101-150		RPI 150+	
21-20-0	0-0-0	1-3-0		OVERALL		1-2-0		6-6-0		13-9-0	
13-10-0	0-0-0	0-0-0		HOME		1-2-0		5-5-0		7-3-0	
8-10-0	0-0-0	1-3-0		AWAY		0-0-0		1-1-0		6-6-0	
0-0-0	0-0-0	0-0-0		NEUTRAL		0-0-0		0-0-0		0-0-0	
15-11-0	0-0-0	1-3-0		NON-CONFERENCE		1-2-0		4-2-0		9-4-0	
11-6-0	0-0-0	0-0-0		HOME		1-2-0		3-1-0		7-3-0	
4-5-0	0-0-0	1-0-		AWAY		0-0-0		1-1-0		2-1-0	
0-0-0	0-0-0	0-0-0		NEUTRAL		0-0-0		0-0-0		0-0-0	
6-9-0	0-0-0	0-0-0		CONFERENCE		0-0-0		2-4-0		4-5-0	
2-4-0	0-0-0	0-0-0		HOME		0-0-0		2-4-0		0-0-0	
4-5-0	0-0-0	0-0-0		AWAY		0-0-0		0-0-0		4-5-0	
0-0-0	0-0-0	0-0-0		NEUTRAL		0-0-0		0-0-0		0-0-0	
RPI	S	Opponent	Score	RPI	S	Opponent	Score	RPI	S	Opponent	Score
				50	A	Washington	7 1				
				50	A	Washington	0 4				
				50	A	Washington	2 3				
				50	A	Washington	5 8				
											</

Non-Div. I Games:

Sacramento St.

RPI	S	Opponent	Score	
249	A	Northern Colo.	5	7
264	A	Utah Valley	6	7
264	A	Utah Valley	12	4
264	A	Utah Valley	9	1
281	A	Seattle U	9	0
281	A	Seattle U	4	7
281	A	Seattle U	3	2

Sacramento St.

S
a
c
r
a
m
e
n
t
o
s
t
.

S
a
c
r
a
m
e
n
t
o
s
t
.

Average RPI Win: 174		WON-LOST	WINNING	LAST 10	STRENGTH OF		OPP. STRENGTH	TEAM	ADJ		CONF.	ADJ CONF.			
Average RPI Loss: 108		RECORD	PCT. RANK	GAMES	SCHEDULE		OF SCHEDULE	RPI	RPI		RPI	RPI			
DIV. I ONLY		13-26-0	.33333	258	2-8-0		97	129	212		.46739	211			
DIV. I NON-CONF.		6-14-0	.3	250	0-2-0		111	102	225		.46101	226			
TOTALS		RPI 1-25	RPI 26-50		W-L RECORDS		RPI 51-100		RPI 101-150		RPI 150+				
13-26-0		0-0-0	0-4-0		OVERALL		3-7-0		3-12-0		7-3-0				
7-16-0		0-0-0	0-2-0		HOME		2-4-0		2-7-0		3-3-0				
6-10-0		0-0-0	0-2-0		AWAY		1-3-0		1-5-0		4-0-0				
0-0-0		0-0-0	0-0-0		NEUTRAL		0-0-0		0-0-0		0-0-0				
6-14-0		0-0-0	0-4-0		NON-CONFERENCE		1-3-0		1-5-0		4-2-0				
1-12-0		0-0-0	0-2-0		HOME		0-3-0		1-5-0		0-2-0				
5-2-0		0-0-0	0-0-		AWAY		1-0-0		0-0-0		4-0-0				
0-0-0		0-0-0	0-0-0		NEUTRAL		0-0-0		0-0-0		0-0-0				
7-12-0		0-0-0	0-0-0		CONFERENCE		2-4-0		2-7-0		3-1-0				
6-4-0		0-0-0	0-0-0		HOME		2-1-0		1-2-0		3-1-0				
1-8-0		0-0-0	0-0-0		AWAY		0-3-0		1-5-0		0-0-0				
0-0-0		0-0-0	0-0-0		NEUTRAL		0-0-0		0-0-0		0-0-0				
RPI	S	Opponent	Score	RPI	S	Opponent	Score	RPI	S	Opponent	Score	RPI	S	Opponent	Score
				31	H	Houston	2 4	54	H	Southeastern La.	3 2	118	H	UT Arlington	6 8
				35	A	Texas	0 15	54	H	Southeastern La.	5 4	118	H	UT Arlington	2 4
				35	H	Texas	2 12	54	H	Southeastern La.	5 8	118	H	UT Arlington	3 7
				44	A	Texas A&M	2 5	63	H	Missouri	0 9	122	H	SFA	8 5
								63	H	Missouri	6 7	122	H	SFA	4 9
								85	A	Sam Houston St.	3 6	122	H	SFA	1 5
								85	A	Sam Houston St.	3 12	125	A	Lamar University	2 4
								85	A	Sam Houston St.	1 19	125	A	Lamar University	4 6
								93	A	UTSA	5 2	125	A	Lamar University	2 8
								93	H	UTSA	3 7	135	A	New Orleans	3 10
												135	A	New Orleans	9 10
												135	A	New Orleans	8 4
												138	H	Bradley	6 7
												138	H	Bradley	10 7
												138	H	Bradley	5 9
												170	H	Illinois	14 15
												217	H	Northwestern St.	9 1
												217	H	Northwestern St.	3 6
												217	H	Northwestern St.	14 9
												230	A	UTRGV	7 1
												230	A	UTRGV	4 1
												230	A	UTRGV	7 6
												230	H	UTRGV	3 4
				44	A	Texas A&M	2 5	125	A	Lamar University	4 6	261	H	Incarnate Word	10 8
				122	H	SFA	1 5	125	A	Lamar University	2 8	285	A	Prairie View	11 5
				122	H	SFA	8 5	125	A	Lamar University	2 4				
				122	H	SFA	4 9	54	H	Southeastern La.	5 8				
				230	H	UTRGV	3 4	54	H	Southeastern La.	5 4				
LAST 10 GAMES															
				44	A	Texas A&M	2 5	125	A	Lamar University	4 6	230	H	UTRGV	3 4
				122	H	SFA	1 5	125	A	Lamar University	2 8	261	H	Incarnate Word	10 8
				122	H	SFA	8 5	125	A	Lamar University	2 4	285	A	Prairie View	11 5
				122	H	SFA	4 9	54	H	Southeastern La.	5 8				
				230	H	UTRGV	3 4	54	H	Southeastern La.	5 4				

Non-Div. I Games: Houston-Victoria 3 5 Houston-Victoria 7 5

A&M-Corpus Christi

Average RPI Win: 220		WON-LOST	WINNING	LAST 10	STRENGTH OF		OPP. STRENGTH	TEAM	ADJ	CONF.	ADJ CONF.
Average RPI Loss: 157		RECORD	PCT. RANK	GAMES	SCHEDULE		OF SCHEDULE	RPI	RPI	RPI	RPI
DIV. I ONLY		14-20-0	.41176	216	4-6-0		238	236	213	.4673	212
DIV. I NON-CONF.		11-11-0	.5	146	4-3-0		282	256	206	.47195	206
TOTALS		RPI 1-25	RPI 26-50		W-L RECORDS		RPI 51-100		RPI 101-150		RPI 150+
14-20-0	0-0-0	0-1-0		OVERALL		1-5-0		2-3-0		11-11-0	
1-4-0	0-0-0	0-0-0		HOME		0-3-0		1-1-0		0-0-0	
9-14-0	0-0-0	0-1-0		AWAY		0-1-0		1-1-0		8-11-0	
4-2-0	0-0-0	0-0-0		NEUTRAL		1-1-0		0-1-0		3-0-0	
11-11-0	0-0-0	0-1-0		NON-CONFERENCE		1-2-0		2-3-0		8-5-0	
1-1-0	0-0-0	0-0-0		HOME		0-0-0		1-1-0		0-0-0	
6-8-0	0-0-0	0-0-		AWAY		0-1-0		1-1-0		5-5-0	
4-2-0	0-0-0	0-0-0		NEUTRAL		1-1-0		0-1-0		3-0-0	
3-9-0	0-0-0	0-0-0		CONFERENCE		0-3-0		0-0-0		3-6-0	
0-3-0	0-0-0	0-0-0		HOME		0-3-0		0-0-0		0-0-0	
3-6-0	0-0-0	0-0-0		AWAY		0-0-0		0-0-0		3-6-0	
0-0-0	0-0-0	0-0-0		NEUTRAL		0-0-0		0-0-0		0-0-0	
RPI	S	Opponent	Score	RPI	S	Opponent	Score	RPI	S	Opponent	Score
				40	A	St. John's (NY)	3 9	56	H	Binghamton	3 4
								56	H	Binghamton	0 3
								56	H	Binghamton	2 7
								66	A	Coastal Caro.	0 14
								84	N	Winthrop	3 2
								84	N	Winthrop	7 9
										127	N San Francisco
										146	A Marist
										146	A Marist
										146	H Marist
										146	H Marist
										165	A UMass Lowell
										165	A UMass Lowell
										165	A UMass Lowell
										181	A UMBC
										181	A UMBC
										181	A UMBC
										205	A Stony Brook
										205	A Stony Brook
										205	A Stony Brook
										233	A Army West Point
										236	A Fordham
										237	A Brown
										253	A Manhattan
										258	A Longwood
										258	A Longwood
										258	A Longwood
										270	A Iona
										272	N Hofstra
										272	N Hofstra
										272	N Hofstra
										292	A NYIT
										292	A NYIT
LAST 10 GAMES											
				270	A	Iona	8 4	233	A	Army West Point	10 13
				146	H	Marist	6 9	56	H	Binghamton	0 3
				146	H	Marist	8 2	56	H	Binghamton	3 4
				146	A	Marist	4 3	56	H	Binghamton	2 7
				146	A	Marist	1 2	253	A	Manhattan	16 5

Non-Div. I Games:

Albany (NY)

Average RPI Win: 169		WON-LOST	WINNING	LAST 10	STRENGTH OF		OPP. STRENGTH	TEAM	ADJ		CONF.	ADJ CONF.
Average RPI Loss: 119		RECORD	PCT. RANK	GAMES	SCHEDULE		OF SCHEDULE	RPI	RPI		RPI	RPI
DIV. I ONLY		11-28-0	.28205	275	6-3-0		83	187	214		16	16
DIV. I NON-CONF.		4-17-0	.19048	278	2-1-0		85	148	240		19	19
TOTALS		RPI 1-25	RPI 26-50		W-L RECORDS		RPI 51-100		RPI 101-150		RPI 150+	
11-28-0		0-0-0	0-0-0		OVERALL		0-13-0		5-9-0		6-6-0	
7-5-0		0-0-0	0-0-0		HOME		0-0-0		1-2-0		6-3-0	
4-23-0		0-0-0	0-0-0		AWAY		0-13-0		4-7-0		0-3-0	
0-0-0		0-0-0	0-0-0		NEUTRAL		0-0-0		0-0-0		0-0-0	
4-17-0		0-0-0	0-0-0		NON-CONFERENCE		0-10-0		2-3-0		2-4-0	
2-1-0		0-0-0	0-0-0		HOME		0-0-0		0-0-0		2-1-0	
2-16-0		0-0-0	0-0-		AWAY		0-10-0		2-3-0		0-3-0	
0-0-0		0-0-0	0-0-0		NEUTRAL		0-0-0		0-0-0		0-0-0	
7-11-0		0-0-0	0-0-0		CONFERENCE		0-3-0		3-6-0		4-2-0	
5-4-0		0-0-0	0-0-0		HOME		0-0-0		1-2-0		4-2-0	
2-7-0		0-0-0	0-0-0		AWAY		0-3-0		2-4-0		0-0-0	
0-0-0		0-0-0	0-0-0		NEUTRAL		0-0-0		0-0-0		0-0-0	
RPI S	Opponent	Score	RPI S	Opponent	Score	RPI S	Opponent	Score	RPI S	Opponent	Score	
						52 A	South Ala.	2 8	116 A	Jacksonville St.	6 7	
						52 A	South Ala.	0 32	116 A	Jacksonville St.	3 6	
						52 A	South Ala.	3 8	116 A	Jacksonville St.	7 5	
						63 A	Missouri	1 10	129 H	Southeast Mo. St.	3 7	
						92 A	Kansas St.	11 12	129 H	Southeast Mo. St.	5 4	
						92 A	Kansas St.	10 15	129 H	Southeast Mo. St.	6 7	
						92 A	Kansas St.	0 14	130 A	Central Ark.	1 8	
						94 A	Tennessee Tech	4 11	130 A	Central Ark.	1 6	
						94 A	Tennessee Tech	3 5	130 A	Central Ark.	6 10	
						94 A	Tennessee Tech	9 13	130 A	Central Ark.	4 2	
						96 A	Samford	6 7	140 A	Butler	10 6	
						96 A	Samford	4 9	145 A	Belmont	3 8	
						96 A	Samford	1 4	145 A	Belmont	7 3	
									145 A	Belmont	1 10	
									161 A	Saint Louis	1 12	
									161 H	Saint Louis	5 8	
									172 H	Southern Ill.	10 7	
									185 A	Indiana St.	1 2	
									185 H	Indiana St.	8 7	
									196 H	Murray St.	10 11	
									196 H	Murray St.	7 5	
									196 H	Murray St.	8 10	
									197 A	Alabama	0 5	
						140 A	Butler	10 6	214 H	Eastern Ky.	11 9	
						145 A	Belmont	7 3	214 H	Eastern Ky.	16 5	
						145 A	Belmont	3 8	214 H	Eastern Ky.	13 11	
						145 A	Belmont	1 10				
						129 H	Southeast Mo. St.	6 7				
Non-Div. I Games:		Lindenwood (IL)	8	5	Robert Morris (IL)	12	4	III.-Springfield	18	11	Eastern Ill.	

Average RPI Win:		223	WON-LOST		WINNING		LAST 10		STRENGTH OF		OPP. STRENGTH		TEAM		ADJ		CONF.		ADJ CONF.	
Average RPI Loss:		123	RECORD		PCT. RANK		GAMES		SCHEDULE		OF SCHEDULE		RPI		RPI		RPI		RPI	
DIV. I ONLY			21-20-0		.5122 138		0-1-0		254		141		215		.4659 214		16		16	
DIV. I NON-CONF.			14-9-0		.6087 76		0-1-0		274		150		187		.48257 187		19		19	
TOTALS		RPI 1-25		RPI 26-50		W-L RECORDS		RPI 51-100		RPI 101-150		RPI 150+								
21-20-0		0-7-0		0-0-0		OVERALL		0-3-0		4-3-0		17-7-0								
18-6-0		0-1-0		0-0-0		HOME		0-0-0		3-3-0		15-2-0								
3-14-0		0-6-0		0-0-0		AWAY		0-3-0		1-0-0		2-5-0								
0-0-0		0-0-0		0-0-0		NEUTRAL		0-0-0		0-0-0		0-0-0								
14-9-0		0-7-0		0-0-0		NON-CONFERENCE		0-0-0		1-0-0		13-2-0								
12-3-0		0-1-0		0-0-0		HOME		0-0-0		0-0-0		12-2-0								
2-6-0		0-6-0		0-0-		AWAY		0-0-0		1-0-0		1-0-0								
0-0-0		0-0-0		0-0-0		NEUTRAL		0-0-0		0-0-0		0-0-0								
7-11-0		0-0-0		0-0-0		CONFERENCE		0-3-0		3-3-0		4-5-0								
6-3-0		0-0-0		0-0-0		HOME		0-0-0		3-3-0		3-0-0								
1-8-0		0-0-0		0-0-0		AWAY		0-3-0		0-0-0		1-5-0								
0-0-0		0-0-0		0-0-0		NEUTRAL		0-0-0		0-0-0		0-0-0								
RPI	S	Opponent		Score		RPI	S	Opponent		Score		RPI	S	Opponent		Score				
4	A	Kentucky		0	12					91	A	Morehead St.	9	15	114	A	Marshall	6	3	
6	A	Louisville		3	19					91	A	Morehead St.	7	18	145	H	Belmont	0	2	
6	H	Louisville		4	14					91	A	Morehead St.	6	9	145	H	Belmont	3	7	
10	A	Arizona		4	18										145	H	Belmont	6	2	
10	A	Arizona		13	16										147	H	Austin Peay	7	6	
10	A	Arizona		0	6										147	H	Austin Peay	5	4	
10	A	Arizona		8	9										147	H	Austin Peay	10	14	
															184	H	UT Martin	3	2	
															184	H	UT Martin	11	3	
															184	H	UT Martin	3	0	
															213	A	Eastern Ill.	5	16	
															213	A	Eastern Ill.	9	11	
															213	A	Eastern Ill.	11	13	
															216	H	Oakland	9	4	
															216	H	Oakland	3	2	
															216	H	Oakland	2	1	
															244	A	SIUE	17	9	
															244	A	SIUE	2	11	
															244	A	SIUE	2	11	
															247	A	Northern Ky.	6	5	
															247	H	Northern Ky.	10	8	
															250	H	Western Ky.	16	15	
															262	H	Youngstown St.	11	0	
															262	H	Youngstown St.	8	3	
															262	H	Youngstown St.	11	6	
															275	H	Dayton	2	3	
															286	H	Chicago St.	15	9	
LAST 10 GAMES																				
						6	H	Louisville		4	14				147	H	Austin Peay		10	14
						213	A	Eastern Ill.		9	11				147	H	Austin Peay		7	6
						213	A	Eastern Ill.		5	16				147	H	Austin Peay		5	4
						213	A	Eastern Ill.		11	13				244	A	SIUE		17	9
						275	H	Dayton		2	3				244	A	SIUE		2	11

Non-Div. I Games:

Eastern Ky.

RPI	S	Opponent	Score	
286	H	Chicago St.	10	3
286	H	Chicago St.	10	24
293	H	Alabama A&M	16	6
293	H	Alabama A&M	19	0

Eastern Ky.

E
a
s
t
e
r
n
K
y
.

E
a
s
t
e
r
n
K
y
.

Average RPI Win: 149		WON-LOST	WINNING	LAST 10	STRENGTH OF		OPP. STRENGTH	TEAM	ADJ	CONF.	ADJ CONF.
Average RPI Loss: 115		RECORD	PCT. RANK	GAMES	SCHEDULE		OF SCHEDULE	RPI	RPI	RPI	RPI
DIV. I ONLY		14-25-0	.35897	247	3-7-0		124	110	216	.46587	215
DIV. I NON-CONF.		10-11-0	.47619	176	0-2-0		155	109	181	.48507	181
TOTALS		RPI 1-25	RPI 26-50		W-L RECORDS		RPI 51-100		RPI 101-150		RPI 150+
14-25-0		0-0-0	1-3-0		OVERALL		2-10-0		6-6-0		5-6-0
9-11-0		0-0-0	0-2-0		HOME		1-4-0		5-4-0		3-1-0
3-12-0		0-0-0	1-1-0		AWAY		1-6-0		1-2-0		0-3-0
2-2-0		0-0-0	0-0-0		NEUTRAL		0-0-0		0-0-0		2-2-0
10-11-0		0-0-0	1-3-0		NON-CONFERENCE		2-4-0		2-1-0		5-3-0
6-5-0		0-0-0	0-2-0		HOME		1-1-0		2-1-0		3-1-0
2-4-0		0-0-0	1-0-		AWAY		1-3-0		0-0-0		0-0-0
2-2-0		0-0-0	0-0-0		NEUTRAL		0-0-0		0-0-0		2-2-0
4-14-0		0-0-0	0-0-0		CONFERENCE		0-6-0		4-5-0		0-3-0
3-6-0		0-0-0	0-0-0		HOME		0-3-0		3-3-0		0-0-0
1-8-0		0-0-0	0-0-0		AWAY		0-3-0		1-2-0		0-3-0
0-0-0		0-0-0	0-0-0		NEUTRAL		0-0-0		0-0-0		0-0-0
RPI S	Opponent	Score	RPI S	Opponent	Score	RPI S	Opponent	Score	RPI S	Opponent	Score
			36 H	Oklahoma	4 5	52 A	South Ala.	0 7	112 H	Troy	3 5
			37 A	Ole Miss	0 1	52 A	South Ala.	9 19	112 H	Troy	3 2
			37 A	Ole Miss	2 0	52 A	South Ala.	6 16	112 H	Troy	9 3
			41 H	Mercer	4 11	58 H	BYU	3 2	114 H	Marshall	8 3
						64 A	Georgia Tech	5 12	118 H	UT Arlington	7 10
						64 H	Georgia Tech	0 7	118 H	UT Arlington	2 1
						66 H	Coastal Caro.	5 8	118 H	UT Arlington	1 7
						66 H	Coastal Caro.	0 17	143 H	Kennesaw St.	7 10
						66 H	Coastal Caro.	0 4	144 H	Furman	5 0
						74 A	Jacksonville	2 7	148 A	Appalachian St.	1 6
						74 A	Jacksonville	8 9	148 A	Appalachian St.	1 13
						74 A	Jacksonville	5 2	148 A	Appalachian St.	8 6
									187 A	Arkansas St.	1 14
									187 A	Arkansas St.	2 4
									187 A	Arkansas St.	5 10
									203 H	Western Mich.	6 4
									233 N	Army West Point	3 0
									233 N	Army West Point	5 2
									247 H	Northern Ky.	10 6
									247 H	Northern Ky.	7 8
									247 H	Northern Ky.	12 4
									263 N	Bowling Green	3 6
									263 N	Bowling Green	1 4
LAST 10 GAMES			148 A	Appalachian St.	1 13	112 H	Troy	3 2			
			148 A	Appalachian St.	1 6	112 H	Troy	9 3			
			148 A	Appalachian St.	8 6	41 H	Mercer	4 11			
			64 H	Georgia Tech	0 7	187 A	Arkansas St.	5 10			
			112 H	Troy	3 5	187 A	Arkansas St.	2 4			

Non-Div. I Games:

Georgia St.

Average RPI Win: 185		WON-LOST	WINNING	LAST 10	STRENGTH OF		OPP. STRENGTH	TEAM	ADJ		CONF.	ADJ CONF.
Average RPI Loss: 140		RECORD	PCT. RANK	GAMES	SCHEDULE		OF SCHEDULE	RPI	RPI		RPI	RPI
DIV. I ONLY		10-28-0	.26316	282	6-4-0		122	241	217		.46479	216
DIV. I NON-CONF.		3-19-0	.13636	287	1-1-0		152	197	275		.42078	274
TOTALS		RPI 1-25	RPI 26-50		W-L RECORDS		RPI 51-100		RPI 101-150		RPI 150+	
10-28-0		0-3-0	0-0-0		OVERALL		1-7-0		1-4-0		8-14-0	
3-0-0		0-0-0	0-0-0		HOME		0-0-0		0-0-0		3-0-0	
7-27-0		0-3-0	0-0-0		AWAY		1-7-0		1-3-0		5-14-0	
0-1-0		0-0-0	0-0-0		NEUTRAL		0-0-0		0-1-0		0-0-0	
3-19-0		0-3-0	0-0-0		NON-CONFERENCE		0-3-0		0-2-0		3-11-0	
1-0-0		0-0-0	0-0-0		HOME		0-0-0		0-0-0		1-0-0	
2-18-0		0-3-0	0-0-		AWAY		0-3-0		0-1-0		2-11-0	
0-1-0		0-0-0	0-0-0		NEUTRAL		0-0-0		0-1-0		0-0-0	
7-9-0		0-0-0	0-0-0		CONFERENCE		1-4-0		1-2-0		5-3-0	
2-0-0		0-0-0	0-0-0		HOME		0-0-0		0-0-0		2-0-0	
5-9-0		0-0-0	0-0-0		AWAY		1-4-0		1-2-0		3-3-0	
0-0-0		0-0-0	0-0-0		NEUTRAL		0-0-0		0-0-0		0-0-0	
RPI S	Opponent	Score	RPI S	Opponent	Score	RPI S	Opponent	Score	RPI S	Opponent	Score	
24 A	Florida St.	10 18				75 A	Wright St.	3 8	124 A	Ill.-Chicago	7 14	
24 A	Florida St.	6 14				75 A	Wright St.	5 4	124 A	Ill.-Chicago	1 5	
24 A	Florida St.	1 12				75 A	Wright St.	0 7	124 A	Ill.-Chicago	6 3	
						75 A	Wright St.	5 7	126 A	Central Mich.	7 9	
						75 A	Wright St.	9 13	126 N	Central Mich.	4 8	
						90 A	VCU	1 10	160 A	ETSU	2 10	
						90 A	VCU	1 4	160 A	ETSU	7 9	
						90 A	VCU	2 5	174 A	Valparaiso	9 6	
									174 A	Valparaiso	19 9	
									174 A	Valparaiso	6 7	
									178 A	Lipscomb	16 11	
									178 A	Lipscomb	3 7	
									178 A	Lipscomb	2 3	
									182 A	Eastern Mich.	3 2	
									182 H	Eastern Mich.	14 11	
									185 A	Indiana St.	5 9	
									185 A	Indiana St.	4 5	
									185 A	Indiana St.	4 8	
									206 A	Toledo	5 8	
									214 A	Eastern Ky.	4 9	
									214 A	Eastern Ky.	1 2	
									214 A	Eastern Ky.	2 3	
									248 H	Milwaukee	12 6	
									248 H	Milwaukee	9 6	
									262 A	Youngstown St.	10 6	
									262 A	Youngstown St.	4 12	
									262 A	Youngstown St.	4 5	
LAST 10 GAMES			126 N	Central Mich.	4 8	182 H	Eastern Mich.	14 11				
			248 H	Milwaukee	12 6	174 A	Valparaiso	19 9				
			248 H	Milwaukee	9 6	174 A	Valparaiso	9 6				
			75 A	Wright St.	5 7	174 A	Valparaiso	6 7				
			75 A	Wright St.	5 4	124 A	Ill.-Chicago	7 14				

Non-Div. I Games:

Oakland

[illegible]

Non-Div. I Games:

Northwestern St.

[illegible]

Non-Div. I Games:	Shawnee St.	9	1
-------------------	-------------	---	---

Ohio

RPI	S	Opponent	Score	
244	N	SIUE	6	4
250	A	Western Ky.	3	0
250	A	Western Ky.	3	0
250	A	Western Ky.	4	5
262	A	Youngstown St.	6	5
271	N	La Salle	10	2
271	N	La Salle	14	5
275	H	Dayton	5	2

Average RPI Win:	231	WON-LOST	WINNING	LAST 10	STRENGTH OF	OPP. STRENGTH	TEAM	ADJ	CONF.	ADJ CONF.	
Average RPI Loss:	174	RECORD	PCT. RANK	GAMES	SCHEDULE	OF SCHEDULE	RPI	RPI	RPI	RPI	
DIV. I ONLY	21-19-0	.525	126	3-7-0	280	248	220	.4632	219	11	11
DIV. I NON-CONF.	21-13-0	.61765	72	3-1-0	293	270	197	.47736	196	16	16
<hr/>											
TOTALS	RPI 1-25	RPI 26-50		W-L RECORDS		RPI 51-100		RPI 101-150		RPI 150+	
21-19-0	0-0-0	0-0-0		OVERALL		1-3-0		2-1-0		18-15-0	
5-5-0	0-0-0	0-0-0		HOME		0-0-0		1-0-0		4-5-0	
9-12-0	0-0-0	0-0-0		AWAY		0-3-0		0-0-0		9-9-0	
7-2-0	0-0-0	0-0-0		NEUTRAL		1-0-0		1-1-0		5-1-0	
21-13-0	0-0-0	0-0-0		NON-CONFERENCE		1-0-0		2-1-0		18-12-0	
5-2-0	0-0-0	0-0-0		HOME		0-0-0		1-0-0		4-2-0	
9-9-0	0-0-0	0-0-		AWAY		0-0-0		0-0-0		9-9-0	
7-2-0	0-0-0	0-0-0		NEUTRAL		1-0-0		1-1-0		5-1-0	
0-6-0	0-0-0	0-0-0		CONFERENCE		0-3-0		0-0-0		0-3-0	
0-3-0	0-0-0	0-0-0		HOME		0-0-0		0-0-0		0-3-0	
0-3-0	0-0-0	0-0-0		AWAY		0-3-0		0-0-0		0-0-0	
0-0-0	0-0-0	0-0-0		NEUTRAL		0-0-0		0-0-0		0-0-0	
RPI	S	Opponent	Score	RPI	S	Opponent	Score	RPI	S	Opponent	Score
						87 N Boston College	4 3			105 H Cornell	3 1
						89 A Seton Hall	4 5			126 N Central Mich.	7 9
						89 A Seton Hall	5 10			132 N Ball St.	3 0
						89 A Seton Hall	2 11			157 A Wofford	11 18
										159 A Gardner-Webb	4 2
										159 A Gardner-Webb	3 4
										159 A Gardner-Webb	1 8
										164 A Davidson	1 8
										164 A Davidson	6 5
										164 A Davidson	4 9
										167 H Creighton	5 7
										167 H Creighton	4 6
										167 H Creighton	9 11
										181 H UMBC	2 10
										190 A Navy	11 3
										190 H Navy	2 6
										203 N Western Mich.	12 8
										204 A George Washington	6 4
										221 A George Mason	1 11
										221 A George Mason	7 3
										221 A George Mason	4 2
										237 A Brown	10 11
										237 A Brown	0 2
										237 A Brown	3 2
										265 A USC Upstate	0 12
										275 N Dayton	7 8
										286 N Chicago St.	11 0
LAST 10 GAMES											
						181 H UMBC	2 10			167 H Creighton	9 11
						89 A Seton Hall	5 10			167 H Creighton	4 6
						89 A Seton Hall	4 5			167 H Creighton	5 7
						89 A Seton Hall	2 11			292 H NYIT	13 3
						296 A Mt. St. Mary's	13 2			292 H NYIT	9 0

Non-Div. I Games:

Georgetown

RPI	S	Opponent	Score	
291	A	Coppin St.	6	5
291	H	Coppin St.	14	4
292	H	NYIT	13	3
292	H	NYIT	6	4
292	H	NYIT	9	0
295	N	Lafayette	14	7
295	N	Lafayette	10	4
295	N	Lafayette	13	6
296	A	Mt. St. Mary's	13	2

Georgetown

G
e
o
r
g
e
t
o
w
n

G
e
o
r
g
e
t
o
w
n

Non-Div. I Games:

Tie, Loss, Non-Conf,S Site, H Home, A Away, N Neutral Page 291

RPI	S	Opponent	Score	
296	H	Mt. St. Mary's	4	2
296	H	Mt. St. Mary's	14	7
296	H	Mt. St. Mary's	3	1

N.C. A&T

N
.
C
.
A
&
T

N
.
C
.
A
&
T

Average RPI Win:		202	WON-LOST		WINNING		LAST 10		STRENGTH OF		OPP. STRENGTH		TEAM		ADJ		CONF.		ADJ CONF.				
Average RPI Loss:		157	RECORD		PCT. RANK		GAMES		SCHEDULE		OF SCHEDULE		RPI		RPI		RPI		RPI				
DIV. I ONLY			18-24-0		.42857	204	6-4-0		180		240		222		.46274	221	24		24				
DIV. I NON-CONF.			11-19-0		.36667	234	2-2-0		145		232		231		.45677	231	24		24				
TOTALS		RPI 1-25		RPI 26-50		W-L RECORDS		RPI 51-100		RPI 101-150		RPI 150+											
18-24-0		1-1-0		0-0-0		OVERALL		0-2-0		4-9-0		13-12-0											
8-12-0		1-0-0		0-0-0		HOME		0-0-0		3-7-0		4-5-0											
7-7-0		0-0-0		0-0-0		AWAY		0-2-0		0-0-0		7-5-0											
3-5-0		0-1-0		0-0-0		NEUTRAL		0-0-0		1-2-0		2-2-0											
11-19-0		1-1-0		0-0-0		NON-CONFERENCE		0-2-0		3-7-0		7-9-0											
5-9-0		1-0-0		0-0-0		HOME		0-0-0		2-5-0		2-4-0											
3-5-0		0-0-0		0-0-		AWAY		0-2-0		0-0-0		3-3-0											
3-5-0		0-1-0		0-0-0		NEUTRAL		0-0-0		1-2-0		2-2-0											
7-5-0		0-0-0		0-0-0		CONFERENCE		0-0-0		1-2-0		6-3-0											
3-3-0		0-0-0		0-0-0		HOME		0-0-0		1-2-0		2-1-0											
4-2-0		0-0-0		0-0-0		AWAY		0-0-0		0-0-0		4-2-0											
0-0-0		0-0-0		0-0-0		NEUTRAL		0-0-0		0-0-0		0-0-0											
RPI	S	Opponent		Score		RPI	S	Opponent		Score		RPI	S	Opponent		Score		RPI	S	Opponent		Score	
8	N	West Virginia		3	5							53	A	North Carolina St.		3	7	105	H	Cornell		3	7
21	H	Maryland		8	5							66	A	Coastal Caro.		8	9	105	H	Cornell		11	4
																		105	H	Cornell		3	9
																		117	H	William & Mary		2	4
																		132	N	Ball St.		6	14
																		132	N	Ball St.		0	7
																		146	H	Marist		1	3
																		146	H	Marist		10	9
																		146	H	Marist		1	4
																		148	N	Appalachian St.		3	1
																		150	H	St. Bonaventure		1	0
																		150	H	St. Bonaventure		1	2
																		150	H	St. Bonaventure		4	7
																		162	N	Canisius		1	7
																		162	N	Canisius		6	5
																		162	N	Canisius		2	4
																		177	H	Radford		4	9
																		177	H	Radford		6	4
																		181	A	UMBC		2	4
																		183	A	UNCW		8	12
																		190	A	Navy		2	11
																		191	N	VMI		21	1
																		219	H	Georgetown		3	7
																		219	H	Georgetown		11	1
																		219	H	Georgetown		2	4
																		225	A	James Madison		7	6
																		236	H	Fordham		8	4

George Mason

Air Force

RPI	S	Opponent	Score	
249	A	Northern Colo.	8	9
277	A	Omaha	1	0
277	H	Omaha	16	17
277	H	Omaha	24	5
280	H	Portland	11	3
280	H	Portland	11	10

Air Force

A
i
r
F
o
r
c
e

A
i
r
F
o
r
c
e

Average RPI Win:	260	WON-LOST	WINNING	LAST 10	STRENGTH OF	OPP. STRENGTH	TEAM	ADJ	CONF.	ADJ CONF.							
Average RPI Loss:	165	RECORD	PCT. RANK	GAMES	SCHEDULE	OF SCHEDULE	RPI	RPI	RPI	RPI							
DIV. I ONLY	23-12-1	.65278	45	8-1-1	290	282	211	.46197	223	31	31						
DIV. I NON-CONF.	2-7-1	.25	266	0-0-1	119	52	238	.44586	243	31	31						
<hr/>																	
TOTALS	RPI 1-25	RPI 26-50		W-L RECORDS		RPI 51-100		RPI 101-150		RPI 150+							
23-12-1	0-0-0	0-0-0		OVERALL		1-5-0		0-1-1		22-6-0							
10-5-1	0-0-0	0-0-0		HOME		1-2-0		0-0-1		9-3-0							
12-6-0	0-0-0	0-0-0		AWAY		0-3-0		0-1-0		12-2-0							
1-1-0	0-0-0	0-0-0		NEUTRAL		0-0-0		0-0-0		1-1-0							
2-7-1	0-0-0	0-0-0		NON-CONFERENCE		1-5-0		0-1-1		1-1-0							
1-3-1	0-0-0	0-0-0		HOME		1-2-0		0-0-1		0-1-0							
1-4-0	0-0-0	0-0-		AWAY		0-3-0		0-1-0		1-0-0							
0-0-0	0-0-0	0-0-0		NEUTRAL		0-0-0		0-0-0		0-0-0							
21-5-0	0-0-0	0-0-0		CONFERENCE		0-0-0		0-0-0		21-5-0							
9-2-0	0-0-0	0-0-0		HOME		0-0-0		0-0-0		9-2-0							
11-2-0	0-0-0	0-0-0		AWAY		0-0-0		0-0-0		11-2-0							
1-1-0	0-0-0	0-0-0		NEUTRAL		0-0-0		0-0-0		1-1-0							
RPI	S	Opponent	Score	RPI	S	Opponent	Score	RPI	S	Opponent	Score						
								67	A	FGCU	4	6	135	A	New Orleans	2	16
								67	A	FGCU	1	5	135	H	New Orleans	5	5
								67	A	FGCU	4	7	188	A	Alabama St.	8	3
								74	H	Jacksonville	1	7	188	A	Alabama St.	4	2
								91	H	Morehead St.	10	5	188	A	Alabama St.	16	1
								91	H	Morehead St.	1	3	188	H	Alabama St.	4	1
								188	H	Alabama St.	0	5					
								188	H	Alabama St.	7	15					
								238	A	La.-Monroe	2	0					
								238	H	La.-Monroe	2	10					
								268	H	Texas Southern	11	1					
								268	H	Texas Southern	12	4					
								268	N	Texas Southern	15	0					
								284	A	Alcorn	9	4					
								284	A	Alcorn	6	9					
								284	A	Alcorn	13	2					
								284	H	Alcorn	11	6					
								284	H	Alcorn	16	4					
								284	N	Alcorn	4	5					
								293	A	Alabama A&M	9	3					
293	A	Alabama A&M	14	2													
293	A	Alabama A&M	6	3													
294	A	Southern U.	8	13													
294	H	Southern U.	5	4													
297	A	Mississippi Val.	6	0													
297	A	Mississippi Val.	3	2													
297	A	Mississippi Val.	5	3													
Non-Div. I Games:				Rust	17	4	Concordia (AL)	12	1	LeMoyne-Owen	14	1	Tougaloo	21	0		
				LeMoyne-Owen	17	2	Rust	9	2	Tougaloo	8	4	Concordia (AL)	Jackson St.	18	5	

RPI	S	Opponent	Score	
297	H	Mississippi Val.	9	8
297	H	Mississippi Val.	9	2
297	H	Mississippi Val.	13	6

Jackson St.

J
a
c
k
s
o
n
S
t
.

J
a
c
k
s
o
n
S
t
.

Average RPI Win: 156		WON-LOST RECORD		WINNING PCT. RANK		LAST 10 GAMES		STRENGTH OF SCHEDULE		OPP. STRENGTH OF SCHEDULE		TEAM RPI		ADJ RPI		CONF. RPI		ADJ CONF. RPI	
DIV. I ONLY		13-27-0		.325 263		5-5-0		103		199		224		.46194 224		19		19	
DIV. I NON-CONF.		4-15-0		.21053 275		0-1-0		53		100		230		.45737 230		15		15	
TOTALS		RPI 1-25		RPI 26-50		W-L RECORDS		RPI 51-100		RPI 101-150		RPI 150+							
13-27-0		0-1-0		1-0-0		OVERALL		1-4-0		3-10-0		8-12-0							
9-11-0		0-0-0		1-0-0		HOME		0-1-0		2-6-0		6-4-0							
4-16-0		0-1-0		0-0-0		AWAY		1-3-0		1-4-0		2-8-0							
0-0-0		0-0-0		0-0-0		NEUTRAL		0-0-0		0-0-0		0-0-0							
4-15-0		0-1-0		1-0-0		NON-CONFERENCE		1-4-0		1-6-0		1-4-0							
2-6-0		0-0-0		1-0-0		HOME		0-1-0		1-4-0		0-1-0							
2-9-0		0-1-0		0-0-		AWAY		1-3-0		0-2-0		1-3-0							
0-0-0		0-0-0		0-0-0		NEUTRAL		0-0-0		0-0-0		0-0-0							
9-12-0		0-0-0		0-0-0		CONFERENCE		0-0-0		2-4-0		7-8-0							
7-5-0		0-0-0		0-0-0		HOME		0-0-0		1-2-0		6-3-0							
2-7-0		0-0-0		0-0-0		AWAY		0-0-0		1-2-0		1-5-0							
0-0-0		0-0-0		0-0-0		NEUTRAL		0-0-0		0-0-0		0-0-0							
RPI S	Opponent	Score		RPI S	Opponent	Score		RPI S	Opponent	Score		RPI S	Opponent	Score					
15 A	Baylor	0 6		33 H	Utah	9 4		81 A	Saint Mary's (CA)	0 4		104 A	San Diego St.	3 6					
								81 H	Saint Mary's (CA)	1 6		104 A	San Diego St.	3 1					
								85 A	Sam Houston St.	5 4		104 A	San Diego St.	2 7					
								85 A	Sam Houston St.	0 1		104 H	San Diego St.	7 3					
								85 A	Sam Houston St.	2 8		104 H	San Diego St.	3 7					
												104 H	San Diego St.	2 7					
												109 A	UC Santa Barbara	3 10					
												120 H	Virginia Tech	10 24					
												120 H	Virginia Tech	5 8					
												120 H	Virginia Tech	7 4					
												120 H	Virginia Tech	7 8					
												127 A	San Francisco	1 7					
												127 H	San Francisco	6 9					
												153 A	Hawaii	5 12					
												153 A	Hawaii	2 3					
												153 A	Hawaii	2 3					
												153 A	Hawaii	9 2					
												173 A	Fresno St.	10 8					
												173 A	Fresno St.	5 9					
												173 A	Fresno St.	2 3					
												173 H	Fresno St.	7 3					
												173 H	Fresno St.	5 27					
LAST 10 GAMES																			
				173 H	Fresno St.	5 27		231 H	San Jose St.	5 6		173 H	Fresno St.	5 4					
				173 H	Fresno St.	7 3		109 A	UC Santa Barbara	3 10		210 H	Sacramento St.	5 7					
				173 H	Fresno St.	5 4		104 A	San Diego St.	2 7		222 H	Air Force	3 7					
				231 H	San Jose St.	6 2		104 A	San Diego St.	3 1		222 H	Air Force	10 2					
				231 H	San Jose St.	5 4		104 A	San Diego St.	3 6		222 H	Air Force	9 8					

Non-Div. I Games:

Nevada

RPI	S	Opponent	Score	
231	A	San Jose St.	5	6
231	A	San Jose St.	5	6
231	A	San Jose St.	6	7
231	H	San Jose St.	6	2
231	H	San Jose St.	5	4
231	H	San Jose St.	5	6

Nevada

N
e
v
a
d
a

N
e
v
a
d
a

Average RPI Win:	211	WON-LOST RECORD	WINNING PCT. RANK	LAST 10 GAMES	STRENGTH OF SCHEDULE	OPP. STRENGTH OF SCHEDULE	TEAM RPI	ADJ RPI	CONF. RPI	ADJ CONF. RPI						
DIV. I ONLY		19-21-0	.475	166	2-8-0	242	189	225	.46135	225	21	21				
DIV. I NON-CONF.		16-9-0	.64	63	2-2-0	278	245	185	.48285	185	23	23				
<hr/>																
TOTALS	RPI 1-25	RPI 26-50		W-L RECORDS		RPI 51-100		RPI 101-150		RPI 150+						
19-21-0	0-1-0	1-2-0		OVERALL		1-2-0		1-5-0		16-11-0						
12-8-0	0-0-0	0-0-0		HOME		0-1-0		1-2-0		11-5-0						
5-12-0	0-1-0	1-1-0		AWAY		1-1-0		0-3-0		3-6-0						
2-1-0	0-0-0	0-1-0		NEUTRAL		0-0-0		0-0-0		2-0-0						
16-9-0	0-1-0	1-2-0		NON-CONFERENCE		1-2-0		0-0-0		14-4-0						
9-5-0	0-0-0	0-0-0		HOME		0-1-0		0-0-0		9-4-0						
5-3-0	0-1-0	1-0-		AWAY		1-1-0		0-0-0		3-0-0						
2-1-0	0-0-0	0-1-0		NEUTRAL		0-0-0		0-0-0		2-0-0						
3-12-0	0-0-0	0-0-0		CONFERENCE		0-0-0		1-5-0		2-7-0						
3-3-0	0-0-0	0-0-0		HOME		0-0-0		1-2-0		2-1-0						
0-9-0	0-0-0	0-0-0		AWAY		0-0-0		0-3-0		0-6-0						
0-0-0	0-0-0	0-0-0		NEUTRAL		0-0-0		0-0-0		0-0-0						
RPI	S	Opponent	Score		RPI	S	Opponent	Score		RPI	S	Opponent	Score			
12	A	Virginia	2	7	34	A	Old Dominion	8	9	65	A	Liberty	1	5		
					34	A	Old Dominion	4	3	65	H	Liberty	1	26		
					40	N	St. John's (NY)	1	13	66	A	Coastal Caro.	11	3		
												117	A	William & Mary	6	7
												117	A	William & Mary	7	8
												117	A	William & Mary	8	14
												141	H	Col. of Charleston	11	12
												141	H	Col. of Charleston	4	8
												141	H	Col. of Charleston	6	5
												154	H	Delaware	2	10
												154	H	Delaware	6	5
												154	H	Delaware	12	8
												155	A	Elon	0	3
												155	A	Elon	2	9
												155	A	Elon	1	7
												157	A	Wofford	5	1
												183	A	UNCW	1	4
												183	A	UNCW	5	7
												183	A	UNCW	2	6
												191	H	VMI	1	6
												198	N	UNC Asheville	25	9
												201	H	Buffalo	9	4
												201	H	Buffalo	14	6
												201	H	Buffalo	8	13
												220	N	N.C. A&T	5	1
												221	H	George Mason	6	7
												256	H	Richmond	9	7
												258	A	Longwood	4	3
												258	H	Longwood	16	0
												265	A	USC Upstate	2	1

RPI	S	Opponent	Score	
290	H	NJIT	20	6
290	H	NJIT	9	8
290	H	NJIT	14	2
290	H	NJIT	5	11
291	H	Coppin St.	16	2
291	H	Coppin St.	12	1

James Madison

J
a
m
e
s
M
a
d
i
s
o
n

J
a
m
e
s
M
a
d
i
s
o
n

Average RPI Win:		177	WON-LOST RECORD		WINNING PCT. RANK	LAST 10 GAMES		STRENGTH OF SCHEDULE		OPP. STRENGTH OF SCHEDULE	TEAM RPI	ADJ RPI	CONF. RPI	ADJ CONF. RPI					
DIV. I ONLY		12-26-0		.31579	265	3-7-0		69		150	226	.46017	226	10	10				
DIV. I NON-CONF.		9-17-0		.34615	240	2-2-0		83		154	234	.45637	234	13	13				
TOTALS		RPI 1-25		RPI 26-50		W-L RECORDS		RPI 51-100		RPI 101-150		RPI 150+							
12-26-0		0-3-0		0-3-0		OVERALL		2-8-0		2-8-0		8-4-0							
10-16-0		0-2-0		0-3-0		HOME		1-4-0		2-3-0		7-4-0							
2-10-0		0-1-0		0-0-0		AWAY		1-4-0		0-5-0		1-0-0							
0-0-0		0-0-0		0-0-0		NEUTRAL		0-0-0		0-0-0		0-0-0							
9-17-0		0-3-0		0-0-0		NON-CONFERENCE		1-6-0		2-5-0		6-3-0							
8-12-0		0-2-0		0-0-0		HOME		1-4-0		2-3-0		5-3-0							
1-5-0		0-1-0		0-0-		AWAY		0-2-0		0-2-0		1-0-0							
0-0-0		0-0-0		0-0-0		NEUTRAL		0-0-0		0-0-0		0-0-0							
3-9-0		0-0-0		0-3-0		CONFERENCE		1-2-0		0-3-0		2-1-0							
2-4-0		0-0-0		0-3-0		HOME		0-0-0		0-0-0		2-1-0							
1-5-0		0-0-0		0-0-0		AWAY		1-2-0		0-3-0		0-0-0							
0-0-0		0-0-0		0-0-0		NEUTRAL		0-0-0		0-0-0		0-0-0							
RPI	S	Opponent		Score		RPI	S	Opponent		Score		RPI	S	Opponent		Score			
12	H	Virginia		6	10	41	H	Mercer		5	6	60	H	Kansas		5	7		
20	A	South Carolina		5	12	41	H	Mercer		1	2	65	H	Liberty		1	9		
20	H	South Carolina		1	15	41	H	Mercer		3	5	66	H	Coastal Caro.		6	9		
												70	A	Ga. Southern		0	1		
												70	H	Ga. Southern		3	7		
												84	A	Winthrop		4	6		
												84	H	Winthrop		34	8		
												96	A	Samford		4	7		
												96	A	Samford		0	1		
												96	A	Samford		8	6		
														180 H Presbyterian		9	8		
														191 H VMI		3	0		
														191 H VMI		4	2		
														191 H VMI		1	4		
														194 A Charleston So.		8	6		
														194 H Charleston So.		8	5		
														200 H Stetson		6	9		
														200 H Stetson		5	1		
														200 H Stetson		2	9		
														279 H Delaware St.		1	7		
														279 H Delaware St.		6	5		
														279 H Delaware St.		4	0		
					LAST 10 GAMES														
						41	H	Mercer		1	2	96	A	Samford		8	6		
						41	H	Mercer		3	5	96	A	Samford		0	1		
						41	H	Mercer		5	6	84	A	Winthrop		4	6		
						194	H	Charleston So.		8	5	66	H	Coastal Caro.		6	9		
						96	A	Samford		4	7	194	A	Charleston So.		8	6		

Non-Div. I Games:

The Citadel

P
a
c
i
f
i
c

Pacific

Pacific

UNLV

UNLV

RPI	S	Opponent	Score	
277	H	Omaha	15	1
277	H	Omaha	20	3
277	H	Omaha	2	8
280	H	Portland	5	1
280	H	Portland	4	1

UNLV

U
N
L
V

U
N
L
V

Average RPI Win:	184	WON-LOST	WINNING		LAST 10		STRENGTH OF		OPP. STRENGTH		TEAM	ADJ	CONF.	ADJ CONF.	
Average RPI Loss:	112	RECORD	PCT. RANK		GAMES		SCHEDULE		OF SCHEDULE		RPI	RPI	RPI	RPI	
DIV. I ONLY		15-26-0	.36585	243	4-6-0		132		201		229	.45856	229	9	9
DIV. I NON-CONF.		9-14-0	.3913	213	2-1-0		102		269		207	.47167	207	10	10
<hr/>															
TOTALS		RPI 1-25		RPI 26-50		W-L RECORDS		RPI 51-100		RPI 101-150		RPI 150+			
15-26-0		0-0-0		0-7-0		OVERALL		0-5-0		8-10-0		7-4-0			
11-12-0		0-0-0		0-4-0		HOME		0-1-0		5-5-0		6-2-0			
3-14-0		0-0-0		0-3-0		AWAY		0-4-0		2-5-0		1-2-0			
1-0-0		0-0-0		0-0-0		NEUTRAL		0-0-0		1-0-0		0-0-0			
9-14-0		0-0-0		0-4-0		NON-CONFERENCE		0-5-0		5-4-0		4-1-0			
7-4-0		0-0-0		0-1-0		HOME		0-1-0		3-1-0		4-1-0			
1-10-0		0-0-0		0-0-		AWAY		0-4-0		1-3-0		0-0-0			
1-0-0		0-0-0		0-0-0		NEUTRAL		0-0-0		1-0-0		0-0-0			
6-12-0		0-0-0		0-3-0		CONFERENCE		0-0-0		3-6-0		3-3-0			
4-8-0		0-0-0		0-3-0		HOME		0-0-0		2-4-0		2-1-0			
2-4-0		0-0-0		0-0-0		AWAY		0-0-0		1-2-0		1-2-0			
0-0-0		0-0-0		0-0-0		NEUTRAL		0-0-0		0-0-0		0-0-0			
RPI	S	Opponent	Score	RPI	S	Opponent	Score	RPI	S	Opponent	Score	RPI	S	Opponent	Score
				36	A	Oklahoma	5 10	63	A	Missouri	8 11	112	H	Troy	6 7
				37	A	Ole Miss	4 5	97	A	Oral Roberts	3 4	112	H	Troy	3 6
				39	A	Louisiana Tech	2 4	97	A	Oral Roberts	4 10	112	H	Troy	10 3
				39	H	Louisiana Tech	6 10	97	A	Oral Roberts	3 8	118	A	UT Arlington	5 10
				49	H	Louisiana	4 9	97	H	Oral Roberts	1 8	118	A	UT Arlington	9 4
				49	H	Louisiana	4 7					118	A	UT Arlington	0 2
				49	H	Louisiana	3 5					119	H	Purdue	13 0
												119	H	Purdue	4 6
												119	H	Purdue	2 0
												122	A	SFA	2 5
												122	A	SFA	4 6
												122	A	SFA	8 3
												122	H	SFA	10 4
												130	A	Central Ark.	3 12
												130	N	Central Ark.	11 6
												148	H	Appalachian St.	2 3
												148	H	Appalachian St.	6 7
												148	H	Appalachian St.	6 2
												169	H	Texas St.	3 7
												169	H	Texas St.	6 5
												169	H	Texas St.	9 4
				LAST 10 GAMES								238	A	La.-Monroe	5 1
				130	N	Central Ark.	11 6	118	A	UT Arlington	5 10	238	A	La.-Monroe	4 6
				49	H	Louisiana	3 5	118	A	UT Arlington	9 4	238	A	La.-Monroe	1 7
				49	H	Louisiana	4 7	118	A	UT Arlington	0 2	278	H	Ark.-Pine Bluff	1 2
				49	H	Louisiana	4 9	122	H	SFA	10 4	299	H	Fort Wayne	17 2
				39	H	Louisiana Tech	6 10	169	H	Texas St.	6 5	299	H	Fort Wayne	5 1

Non-Div. I Games:

Little Rock

RPI	S	Opponent	Score	
299	H	Fort Wayne	9	5
299	H	Fort Wayne	3	2

Little Rock

L
i
t
t
l
e
R
o
c
k

L
i
t
t
l
e
R
o
c
k

UTRGV

Average RPI Win: 234		WON-LOST RECORD		WINNING PCT. RANK		LAST 10 GAMES		STRENGTH OF SCHEDULE		OPP. STRENGTH OF SCHEDULE		TEAM RPI		ADJ RPI		CONF. RPI		ADJ CONF. RPI					
DIV. I ONLY		20-22-0		.47619 162		4-6-0		231		238		230		.45795 230		25		25					
DIV. I NON-CONF.		16-11-0		.59259 89		2-0-0		224		223		168		.49037 168		26		26					
TOTALS		RPI 1-25		RPI 26-50		W-L RECORDS		RPI 51-100		RPI 101-150		RPI 150+											
20-22-0		0-2-0		0-4-0		OVERALL		0-0-0		2-7-0		18-9-0											
16-8-0		0-0-0		0-0-0		HOME		0-0-0		2-1-0		14-7-0											
4-14-0		0-2-0		0-4-0		AWAY		0-0-0		0-6-0		4-2-0											
0-0-0		0-0-0		0-0-0		NEUTRAL		0-0-0		0-0-0		0-0-0											
16-11-0		0-2-0		0-4-0		NON-CONFERENCE		0-0-0		2-1-0		14-4-0											
14-4-0		0-0-0		0-0-0		HOME		0-0-0		2-1-0		12-3-0											
2-7-0		0-2-0		0-0-		AWAY		0-0-0		0-0-0		2-1-0											
0-0-0		0-0-0		0-0-0		NEUTRAL		0-0-0		0-0-0		0-0-0											
4-11-0		0-0-0		0-0-0		CONFERENCE		0-0-0		0-6-0		4-5-0											
2-4-0		0-0-0		0-0-0		HOME		0-0-0		0-0-0		2-4-0											
2-7-0		0-0-0		0-0-0		AWAY		0-0-0		0-6-0		2-1-0											
0-0-0		0-0-0		0-0-0		NEUTRAL		0-0-0		0-0-0		0-0-0											
RPI	S	Opponent		Score		RPI	S	Opponent		Score		RPI	S	Opponent		Score							
11	A	TCU		2	18	31	A	Houston		2	11			113	A	New Mexico St.		4	7				
11	A	TCU		2	10	35	A	Texas		7	9			113	A	New Mexico St.		2	10				
						44	A	Texas A&M		4	7			113	A	New Mexico St.		5	15				
						44	A	Texas A&M		7	16			125	H	Lamar University		6	5				
														125	H	Lamar University		3	1				
														125	H	Lamar University		1	5				
														136	A	Grand Canyon		4	9				
														136	A	Grand Canyon		4	5				
														136	A	Grand Canyon		8	9				
														169	A	Texas St.		9	11				
														186	A	CSU Bakersfield		5	6				
														186	A	CSU Bakersfield		13	12				
														186	A	CSU Bakersfield		4	2				
														201	H	Buffalo		4	2				
														201	H	Buffalo		6	4				
														201	H	Buffalo		5	4				
														201	H	Buffalo		8	1				
														211	A	A&M-Corpus Christi		4	3				
														211	H	A&M-Corpus Christi		6	7				
														211	H	A&M-Corpus Christi		1	4				
														211	H	A&M-Corpus Christi		1	7				
								LAST 10 GAMES						261	A	Incarnate Word		6	4				
						261	A	Incarnate Word		6	4	281	H	Seattle U		12	9	264	H	Utah Valley		3	4
						136	A	Grand Canyon		8	9	281	H	Seattle U		7	6	264	H	Utah Valley		4	7
						136	A	Grand Canyon		4	5	281	H	Seattle U		5	6	264	H	Utah Valley		1	4
						136	A	Grand Canyon		4	9	113	A	New Mexico St.		5	15	268	H	Texas Southern		9	0
						211	A	A&M-Corpus Christi		4	3	113	A	New Mexico St.		4	7	268	H	Texas Southern		12	2

Non-Div. I Games: Arlington Baptist 7 3 Arlington Baptist 4 2

UTRGV

RPI	S	Opponent	Score	
268	H	Texas Southern	11	4
268	H	Texas Southern	5	4
281	H	Seattle U	7	6
281	H	Seattle U	12	9
281	H	Seattle U	5	6
285	H	Prairie View	10	3
285	H	Prairie View	11	0
285	H	Prairie View	6	1
285	H	Prairie View	4	0

UTRGV

U
T
R
G
V

U
T
R
G
V

Average RPI Win:		186	WON-LOST RECORD		WINNING PCT. RANK		LAST 10 GAMES		STRENGTH OF SCHEDULE		OPP. STRENGTH OF SCHEDULE		TEAM RPI		ADJ RPI		CONF. RPI		ADJ CONF. RPI				
DIV. I ONLY			14-24-1		.37179 240		2-7-1		177		108		231		.45785 231		19		19				
DIV. I NON-CONF.			7-12-0		.36842 230		1-2-0		128		75		201		.4733 201		15		15				
TOTALS		RPI 1-25		RPI 26-50		W-L RECORDS		RPI 51-100		RPI 101-150		RPI 150+											
14-24-1		0-1-0		1-7-1		OVERALL		3-1-0		0-3-0		10-12-0											
12-7-1		0-1-0		1-1-1		HOME		3-0-0		0-0-0		8-5-0											
2-17-0		0-0-0		0-6-0		AWAY		0-1-0		0-3-0		2-7-0											
0-0-0		0-0-0		0-0-0		NEUTRAL		0-0-0		0-0-0		0-0-0											
7-12-0		0-1-0		0-4-0		NON-CONFERENCE		3-1-0		0-0-0		4-6-0											
6-3-0		0-1-0		0-1-0		HOME		3-0-0		0-0-0		3-1-0											
1-9-0		0-0-0		0-0-		AWAY		0-1-0		0-0-0		1-5-0											
0-0-0		0-0-0		0-0-0		NEUTRAL		0-0-0		0-0-0		0-0-0											
7-12-1		0-0-0		1-3-1		CONFERENCE		0-0-0		0-3-0		6-6-0											
6-4-1		0-0-0		1-0-1		HOME		0-0-0		0-0-0		5-4-0											
1-8-0		0-0-0		0-3-0		AWAY		0-0-0		0-3-0		1-2-0											
0-0-0		0-0-0		0-0-0		NEUTRAL		0-0-0		0-0-0		0-0-0											
RPI	S	Opponent		Score		RPI	S	Opponent		Score		RPI	S	Opponent		Score							
18	H	Stanford		3	9	30	H	Michigan		2	6	58	H	BYU		3	2	104	A	San Diego St.	1	5	
						32	A	Cal St. Fullerton		1	6	58	H	BYU		4	2	104	A	San Diego St.	3	7	
						42	A	New Mexico		8	16	81	A	Saint Mary's (CA)		6	11	104	A	San Diego St.	4	5	
						42	A	New Mexico		3	8	81	H	Saint Mary's (CA)		6	5	153	A	Hawaii	1	14	
						42	A	New Mexico		1	11							153	A	Hawaii	4	5	
						42	H	New Mexico		2	1							153	A	Hawaii	7	8	
						42	H	New Mexico		5	5							153	A	Hawaii	2	6	
						48	A	UCLA		2	3							222	H	Air Force	7	9	
						48	A	UCLA		1	10							222	H	Air Force	5	9	
																		222	H	Air Force	6	12	
																		224	A	Nevada	2	6	
																		224	A	Nevada	4	5	
																		224	A	Nevada	6	5	
																		224	H	Nevada	6	5	
																		224	H	Nevada	7	6	
																		224	H	Nevada	6	5	
																		227	A	Pacific	10	12	
																		227	H	Pacific	9	2	
																		228	H	UNLV	6	5	
																		228	H	UNLV	1	7	
																		228	H	UNLV	9	5	
																		249	H	Northern Colo.	5	4	
																		249	H	Northern Colo.	0	1	
																		266	A	Santa Clara	13	8	
																		266	H	Santa Clara	4	2	
LAST 10 GAMES																							
						81	H	Saint Mary's (CA)		6	5	224	A	Nevada		2	6	249	H	Northern Colo.	0	1	
						222	H	Air Force		5	9	224	A	Nevada		4	5	266	A	Santa Clara	13	8	
						222	H	Air Force		7	9	224	A	Nevada		6	5	266	H	Santa Clara	4	2	
						222	H	Air Force		6	12	18	H	Stanford		3	9						
						81	A	Saint Mary's (CA)		6	11	42	H	New Mexico		5	5						

Non-Div. I Games:

San Jose St.

R
i
d
e
r

Rider

RPI	S	Opponent	Score	
279	N	Delaware St.	4	2
290	H	NJIT	8	1
295	H	Lafayette	2	0
298	A	Saint Peter's	15	1
298	A	Saint Peter's	28	4
298	A	Saint Peter's	7	0

Rider

R
i
d
e
r

R
i
d
e
r

Average RPI Win:		215	WON-LOST RECORD		WINNING PCT. RANK		LAST 10 GAMES		STRENGTH OF SCHEDULE		OPP. STRENGTH OF SCHEDULE		TEAM RPI		ADJ RPI		CONF. RPI		ADJ CONF. RPI	
DIV. I ONLY			21-24-0		.46667 178		5-5-0		269		245		233		.45692 233		28		28	
DIV. I NON-CONF.			13-16-0		.44828 191		3-0-0		262		192		221		.4651 220		30		30	
TOTALS		RPI 1-25		RPI 26-50		W-L RECORDS		RPI 51-100		RPI 101-150		RPI 150+								
21-24-0		0-2-0		0-0-0		OVERALL		1-0-0		2-2-0		18-20-0								
5-7-0		0-0-0		0-0-0		HOME		0-0-0		0-0-0		5-7-0								
11-10-0		0-2-0		0-0-0		AWAY		1-0-0		1-2-0		9-6-0								
5-7-0		0-0-0		0-0-0		NEUTRAL		0-0-0		1-0-0		4-7-0								
13-16-0		0-2-0		0-0-0		NON-CONFERENCE		1-0-0		2-2-0		10-12-0								
3-1-0		0-0-0		0-0-0		HOME		0-0-0		0-0-0		3-1-0								
5-8-0		0-2-0		0-0-		AWAY		1-0-0		1-2-0		3-4-0								
5-7-0		0-0-0		0-0-0		NEUTRAL		0-0-0		1-0-0		4-7-0								
8-8-0		0-0-0		0-0-0		CONFERENCE		0-0-0		0-0-0		8-8-0								
2-6-0		0-0-0		0-0-0		HOME		0-0-0		0-0-0		2-6-0								
6-2-0		0-0-0		0-0-0		AWAY		0-0-0		0-0-0		6-2-0								
0-0-0		0-0-0		0-0-0		NEUTRAL		0-0-0		0-0-0		0-0-0								
RPI	S	Opponent		Score		RPI	S	Opponent		Score		RPI	S	Opponent		Score				
16	A	LSU		0 6								121	A	Duke		5 8				
16	A	LSU		0 9								121	A	Duke		9 5				
												121	A	Duke		1 5				
												146	N	Marist		4 1				
												156	A	High Point		2 3				
												156	A	High Point		2 4				
												156	A	High Point		7 3				
												170	H	Holy Cross		1 6				
												170	H	Holy Cross		0 2				
												170	H	Holy Cross		1 16				
												170	H	Holy Cross		9 2				
												180	A	Presbyterian		9 5				
												180	A	Presbyterian		0 9				
												180	A	Presbyterian		4 13				
												188	N	Alabama St.		13 6				
												188	N	Alabama St.		5 4				
												190	H	Navy		6 10				
												190	H	Navy		2 7				
												190	H	Navy		9 2				
												190	H	Navy		3 7				
												193	N	Harvard		5 11				
												193	N	Harvard		4 11				
												193	N	Harvard		9 17				
												193	N	Harvard		8 7				
												212	H	Albany (NY)		13 10				
												212	H	Albany (NY)		13 10				
												215	N	Georgia St.		0 3				
												215	N	Georgia St.		2 5				

Non-Div. I Games:

Army West Point

RPI	S	Opponent	Score	
222	N	Air Force	7	8
235	A	Siena	9	4
253	H	Manhattan	6	8
253	H	Manhattan	7	5
255	A	Bucknell	10	1
255	A	Bucknell	7	4
255	A	Bucknell	16	14
255	A	Bucknell	5	10
263	N	Bowling Green	5	0
263	N	Bowling Green	0	5
292	H	NYIT	8	3
295	A	Lafayette	5	4
295	A	Lafayette	10	5
295	A	Lafayette	6	10
295	A	Lafayette	10	9

Army West Point

A
r
m
y
W
e
s
t
P
o
i
n
t

A
r
m
y
W
e
s
t
P
o
i
n
t

Average RPI Win:	268	WON-LOST RECORD	WINNING PCT. RANK	LAST 10 GAMES	STRENGTH OF SCHEDULE	OPP. STRENGTH OF SCHEDULE	TEAM RPI	ADJ RPI	CONF. RPI	ADJ CONF. RPI	
Average RPI Loss:	170										
DIV. I ONLY	21-15-0	.58333	86	9-1-0	284	283	234	.4567	234	27	27
DIV. I NON-CONF.	6-10-0	.375	227	1-0-0	231	161	246	.44425	246	27	27
<hr/>											
TOTALS	RPI 1-25	RPI 26-50		W-L RECORDS	RPI 51-100		RPI 101-150		RPI 150+		
21-15-0	0-0-0	0-3-0		OVERALL	0-2-0		1-1-0		20-9-0		
10-7-0	0-0-0	0-0-0		HOME	0-1-0		1-0-0		9-6-0		
11-8-0	0-0-0	0-3-0		AWAY	0-1-0		0-1-0		11-3-0		
0-0-0	0-0-0	0-0-0		NEUTRAL	0-0-0		0-0-0		0-0-0		
6-10-0	0-0-0	0-3-0		NON-CONFERENCE	0-2-0		1-1-0		5-4-0		
4-4-0	0-0-0	0-0-0		HOME	0-1-0		1-0-0		3-3-0		
2-6-0	0-0-0	0-0-		AWAY	0-1-0		0-1-0		2-1-0		
0-0-0	0-0-0	0-0-0		NEUTRAL	0-0-0		0-0-0		0-0-0		
15-5-0	0-0-0	0-0-0		CONFERENCE	0-0-0		0-0-0		15-5-0		
6-3-0	0-0-0	0-0-0		HOME	0-0-0		0-0-0		6-3-0		
9-2-0	0-0-0	0-0-0		AWAY	0-0-0		0-0-0		9-2-0		
0-0-0	0-0-0	0-0-0		NEUTRAL	0-0-0		0-0-0		0-0-0		
RPI	S	Opponent	Score	RPI	S	Opponent	Score	RPI	S	Opponent	Score
				45	A	Tennessee	2 10	90	A	VCU	2 5
				45	A	Tennessee	4 5	90	H	VCU	3 8
				45	A	Tennessee	2 5				

Non-Div. I Games:

Norfolk St.

Norfolk St.

Norfolk
S t .

Norfolk St.

Average RPI Win:	222	WON-LOST RECORD	WINNING PCT. RANK	LAST 10 GAMES	STRENGTH OF SCHEDULE	OPP. STRENGTH OF SCHEDULE	TEAM RPI	ADJ RPI	CONF. RPI	ADJ CONF. RPI		
DIV. I ONLY		14-21-2	.40541	221	3-6-1	234	225	235	.45623	235	26	26
DIV. I NON-CONF.		9-14-2	.4	210	2-1-1	248	198	217	.46736	216	25	25
<hr/>												
TOTALS	RPI 1-25	RPI 26-50		W-L RECORDS		RPI 51-100		RPI 101-150		RPI 150+		
14-21-2	0-0-0	0-3-0		OVERALL		0-3-0		0-0-1		14-15-1		
4-8-1	0-0-0	0-0-0		HOME		0-0-0		0-0-1		4-8-0		
10-10-1	0-0-0	0-3-0		AWAY		0-0-0		0-0-0		10-7-1		
0-3-0	0-0-0	0-0-0		NEUTRAL		0-3-0		0-0-0		0-0-0		
<hr/>												
9-14-2	0-0-0	0-3-0		NON-CONFERENCE		0-3-0		0-0-1		9-8-1		
1-2-1	0-0-0	0-0-0		HOME		0-0-0		0-0-1		1-2-0		
8-9-1	0-0-0	0-0-		AWAY		0-0-0		0-0-0		8-6-1		
0-3-0	0-0-0	0-0-0		NEUTRAL		0-3-0		0-0-0		0-0-0		
<hr/>												
5-7-0	0-0-0	0-0-0		CONFERENCE		0-0-0		0-0-0		5-7-0		
3-6-0	0-0-0	0-0-0		HOME		0-0-0		0-0-0		3-6-0		
2-1-0	0-0-0	0-0-0		AWAY		0-0-0		0-0-0		2-1-0		
0-0-0	0-0-0	0-0-0		NEUTRAL		0-0-0		0-0-0		0-0-0		
<hr/>												
RPI	S	Opponent	Score	RPI	S	Opponent	Score	RPI	S	Opponent	Score	
				29	A	UCF	6 17	86	N	Pittsburgh	2 8	
				29	A	UCF	2 7	86	N	Pittsburgh	5 11	
				29	A	UCF	0 3	86	N	Pittsburgh	4 6	
										115	H Dartmouth	9 9
										151	H Fairfield	0 19
										151	H Fairfield	1 7
										151	H Fairfield	0 2
										162	H Canisius	2 7
										162	H Canisius	8 3
										162	H Canisius	2 4
										164	A Davidson	8 11
										164	A Davidson	8 4
										170	A Holy Cross	8 3
										196	A Murray St.	3 11
										196	A Murray St.	8 3
										196	A Murray St.	9 8
										200	A Stetson	0 9
										200	A Stetson	6 10
										202	H Central Conn. St.	5 4
										209	H Monmouth	6 5
										209	H Monmouth	0 11
										209	H Monmouth	5 4
										218	A Ohio	4 7
										218	A Ohio	4 2
										218	A Ohio	4 6
										233	H Army West Point	4 9
										236	H Fordham	3 11
										253	A Manhattan	2 1
										253	A Manhattan	12 1
										253	A Manhattan	4 5
<hr/>												
LAST 10 GAMES												
				115	H	Dartmouth	9 9	202	H	Central Conn. St.	5 4	
				151	H	Fairfield	0 19	162	H	Canisius	2 7	
				151	H	Fairfield	0 2	162	H	Canisius	2 4	
				151	H	Fairfield	1 7	162	H	Canisius	8 3	
				170	A	Holy Cross	8 3	233	H	Army West Point	4 9	

RPI	S	Opponent	Score	
288	A	Fairleigh Dickinson	9	7
292	A	NYIT	6	0
292	A	NYIT	5	5
292	A	NYIT	5	3

Siena

S
i
e
n
a

S
i
e
n
a

Average RPI Win: 238		WON-LOST	WINNING	LAST 10	STRENGTH OF		OPP. STRENGTH	TEAM	ADJ		CONF.	ADJ CONF.		
Average RPI Loss: 134		RECORD	PCT. RANK	GAMES	SCHEDULE		OF SCHEDULE	RPI	RPI		RPI	RPI		
DIV. I ONLY		18-19-0	.48649	161	4-6-0		241	250	236	.45616	236	24	24	
DIV. I NON-CONF.		11-12-0	.47826	172	1-3-0		244	263	232	.45649	232	24	24	
TOTALS		RPI 1-25	RPI 26-50		W-L RECORDS		RPI 51-100		RPI 101-150		RPI 150+			
18-19-0		0-3-0	0-0-0		OVERALL		0-4-0		1-3-0		17-9-0			
13-7-0		0-0-0	0-0-0		HOME		0-4-0		0-1-0		13-2-0			
4-9-0		0-3-0	0-0-0		AWAY		0-0-0		1-2-0		3-4-0			
1-3-0		0-0-0	0-0-0		NEUTRAL		0-0-0		0-0-0		1-3-0			
11-12-0		0-3-0	0-0-0		NON-CONFERENCE		0-1-0		1-3-0		10-5-0			
8-3-0		0-0-0	0-0-0		HOME		0-1-0		0-1-0		8-1-0			
2-6-0		0-3-0	0-0-		AWAY		0-0-0		1-2-0		1-1-0			
1-3-0		0-0-0	0-0-0		NEUTRAL		0-0-0		0-0-0		1-3-0			
7-7-0		0-0-0	0-0-0		CONFERENCE		0-3-0		0-0-0		7-4-0			
5-4-0		0-0-0	0-0-0		HOME		0-3-0		0-0-0		5-1-0			
2-3-0		0-0-0	0-0-0		AWAY		0-0-0		0-0-0		2-3-0			
0-0-0		0-0-0	0-0-0		NEUTRAL		0-0-0		0-0-0		0-0-0			
RPI	S	Opponent	Score		RPI	S	Opponent	Score		RPI	S	Opponent	Score	
23	A	Long Beach St.	0	6						123	A	Houston Baptist	4	3
23	A	Long Beach St.	1	7						123	A	Houston Baptist	5	13
23	A	Long Beach St.	4	8						123	A	Houston Baptist	6	7
										133	H	Columbia	1	6
										151	A	Fairfield	3	6
										161	A	Saint Louis	0	10
										161	A	Saint Louis	7	1
										162	N	Canisius	6	5
										162	N	Canisius	0	4
										162	N	Canisius	1	2
										162	N	Canisius	3	5
										212	H	Albany (NY)	7	3
										221	A	George Mason	6	5
										221	A	George Mason	4	8
										221	A	George Mason	0	2
										235	A	Siena	11	3
										242	H	Saint Joseph's	4	3
										242	H	Saint Joseph's	5	0
										242	H	Saint Joseph's	2	1
										253	H	Manhattan	2	4
										253	H	Manhattan	8	4
										260	H	Sacred Heart	2	1
										260	H	Sacred Heart	8	1
										260	H	Sacred Heart	1	0
										270	H	Iona	10	3
										271	H	La Salle	4	3
										271	H	La Salle	5	2
LAST 10 GAMES														
59	H	Yale	4	8	151	A	Fairfield	3	6					
90	H	VCU	3	4	242	H	Saint Joseph's	2	1					
90	H	VCU	0	3	242	H	Saint Joseph's	5	0					
90	H	VCU	2	3	242	H	Saint Joseph's	4	3					
133	H	Columbia	1	6	235	A	Siena	11	3					

Non-Div. I Games:

Fordham

RPI	S	Opponent	Score	
271	H	La Salle	6	7
298	H	Saint Peter's	5	2
298	H	Saint Peter's	7	5

Fordham

F
o
r
d
h
a
m

F
o
r
d
h
a
m

**B
r
o
w
n**

Brown

RPI	S	Opponent	Score	
219	H	Georgetown	2	3
219	H	Georgetown	11	10

Brown

B
r
o
w
n

B
r
o
w
n

Average RPI Win:	188	WON-LOST RECORD	WINNING PCT. RANK	LAST 10 GAMES		STRENGTH OF SCHEDULE	OPP. STRENGTH OF SCHEDULE	TEAM RPI	ADJ RPI	CONF. RPI	ADJ CONF. RPI
DIV. I ONLY		11-30-0	.26829 280	2-8-0		111	162	238	.45581 238	9	9
DIV. I NON-CONF.		6-17-0	.26087 264	1-0-0		120	189	235	.45509 235	10	10
<hr/>											
TOTALS	RPI 1-25		RPI 26-50	W-L RECORDS		RPI 51-100			RPI 101-150		RPI 150+
11-30-0	0-4-0		0-1-0	OVERALL		2-7-0			0-3-0		9-15-0
5-11-0	0-1-0		0-0-0	HOME		0-3-0			0-3-0		5-4-0
6-19-0	0-3-0		0-1-0	AWAY		2-4-0			0-0-0		4-11-0
0-0-0	0-0-0		0-0-0	NEUTRAL		0-0-0			0-0-0		0-0-0
6-17-0	0-4-0		0-1-0	NON-CONFERENCE		1-2-0			0-0-0		5-10-0
3-4-0	0-1-0		0-0-0	HOME		0-0-0			0-0-0		3-3-0
3-13-0	0-3-0		0-0-	AWAY		1-2-0			0-0-0		2-7-0
0-0-0	0-0-0		0-0-0	NEUTRAL		0-0-0			0-0-0		0-0-0
5-13-0	0-0-0		0-0-0	CONFERENCE		1-5-0			0-3-0		4-5-0
2-7-0	0-0-0		0-0-0	HOME		0-3-0			0-3-0		2-1-0
3-6-0	0-0-0		0-0-0	AWAY		1-2-0			0-0-0		2-4-0
0-0-0	0-0-0		0-0-0	NEUTRAL		0-0-0			0-0-0		0-0-0
RPI	S	Opponent	Score	RPI	S	Opponent	Score	RPI	S	Opponent	Score
14	A	Arkansas	3 12	39	A	Louisiana Tech	3 12	52	H	South Ala.	1 4
14	A	Arkansas	2 11					52	H	South Ala.	2 14
22	A	McNeese	5 14					52	H	South Ala.	3 8
22	H	McNeese	4 32					57	A	DBU	4 12
								57	A	DBU	8 3
								57	A	DBU	0 11
								70	A	Ga. Southern	0 9
								70	A	Ga. Southern	3 9
								70	A	Ga. Southern	5 4

Non-Div. I Games:

La.-Monroe

Average RPI Win:	246	WON-LOST RECORD	WINNING PCT. RANK	LAST 10 GAMES	STRENGTH OF SCHEDULE	OPP. STRENGTH OF SCHEDULE	TEAM RPI	ADJ RPI	CONF. RPI	ADJ CONF. RPI		
DIV. I ONLY		12-19-0	.3871	233	3-7-0	223	273	239	.45486	239	29	29
DIV. I NON-CONF.		3-10-0	.23077	271	0-2-0	154	133	243	.44653	242	29	29
<hr/>												
TOTALS	RPI 1-25	RPI 26-50		W-L RECORDS		RPI 51-100		RPI 101-150		RPI 150+		
12-19-0	0-0-0	1-2-0		OVERALL		1-7-0		0-1-0		10-9-0		
4-2-0	0-0-0	0-0-0		HOME		1-2-0		0-0-0		3-0-0		
6-13-0	0-0-0	1-2-0		AWAY		0-5-0		0-1-0		5-5-0		
2-4-0	0-0-0	0-0-0		NEUTRAL		0-0-0		0-0-0		2-4-0		
3-10-0	0-0-0	1-2-0		NON-CONFERENCE		0-2-0		0-1-0		2-5-0		
0-0-0	0-0-0	0-0-0		HOME		0-0-0		0-0-0		0-0-0		
1-6-0	0-0-0	1-0-		AWAY		0-2-0		0-1-0		0-1-0		
2-4-0	0-0-0	0-0-0		NEUTRAL		0-0-0		0-0-0		2-4-0		
9-9-0	0-0-0	0-0-0		CONFERENCE		1-5-0		0-0-0		8-4-0		
4-2-0	0-0-0	0-0-0		HOME		1-2-0		0-0-0		3-0-0		
5-7-0	0-0-0	0-0-0		AWAY		0-3-0		0-0-0		5-4-0		
0-0-0	0-0-0	0-0-0		NEUTRAL		0-0-0		0-0-0		0-0-0		
RPI	S	Opponent	Score	RPI	S	Opponent	Score	RPI	S	Opponent	Score	
43	A	Oklahoma St.	2 1	62	A	Minnesota	2 5	102	A	Iowa	3 4	
43	A	Oklahoma St.	3 8	62	A	Minnesota	5 7	167	A	Creighton	5 6	
43	A	Oklahoma St.	3 6	97	A	Oral Roberts	5 11	195	N	Maine	0 6	
				97	A	Oral Roberts	6 7	195	N	Maine	3 4	
				97	A	Oral Roberts	2 6	202	N	Central Conn. St.	4 6	
				97	H	Oral Roberts	6 8	202	N	Central Conn. St.	6 15	
				97	H	Oral Roberts	5 2	252	N	Northern Ill.	7 2	
				97	H	Oral Roberts	5 14	269	A	Western Ill.	13 5	
								269	A	Western Ill.	2 7	
								269	A	Western Ill.	4 8	
								274	A	North Dakota St.	1 4	
								274	A	North Dakota St.	1 0	
								274	A	North Dakota St.	1 4	
								277	A	Omaha	5 2	
								277	A	Omaha	15 0	
								277	A	Omaha	13 4	
								286	N	Chicago St.	3 1	
								299	H	Fort Wayne	12 2	
								299	H	Fort Wayne	1 0	
								299	H	Fort Wayne	10 6	
LAST 10 GAMES												
97	H	Oral Roberts	5 14	269	A	Western Ill.	4 8					
97	H	Oral Roberts	5 2	269	A	Western Ill.	2 7					
97	H	Oral Roberts	6 8	167	A	Creighton	5 6					
62	A	Minnesota	2 5	274	A	North Dakota St.	1 0					
269	A	Western Ill.	13 5	274	A	North Dakota St.	1 4					
<hr/>												
Non-Div. I Games:	Minn.-Crookston	8 4	Dakota Wesleyan	1 0	Waldorf	5 3	Waldorf	10 4	South Dakota St.			

Average RPI Win:		231	WON-LOST RECORD		WINNING PCT. RANK		LAST 10 GAMES		STRENGTH OF SCHEDULE		OPP. STRENGTH OF SCHEDULE		TEAM RPI		ADJ RPI		CONF. RPI		ADJ CONF. RPI	
DIV. I ONLY			15-23-0		.39474	227	3-7-0		209		258		240		.45427	240	21		21	
DIV. I NON-CONF.			12-14-0		.46154	181	2-2-0		167		286		176		.48564	176	23		23	
TOTALS		RPI 1-25		RPI 26-50		W-L RECORDS		RPI 51-100		RPI 101-150		RPI 150+								
15-23-0		0-2-0		0-0-0		OVERALL		0-3-0		0-7-0		15-11-0								
8-7-0		0-0-0		0-0-0		HOME		0-0-0		0-4-0		8-3-0								
7-14-0		0-2-0		0-0-0		AWAY		0-3-0		0-3-0		7-5-0								
0-2-0		0-0-0		0-0-0		NEUTRAL		0-0-0		0-0-0		0-2-0								
12-14-0		0-2-0		0-0-0		NON-CONFERENCE		0-3-0		0-1-0		12-8-0								
7-2-0		0-0-0		0-0-0		HOME		0-0-0		0-1-0		7-1-0								
5-10-0		0-2-0		0-0-		AWAY		0-3-0		0-0-0		5-5-0								
0-2-0		0-0-0		0-0-0		NEUTRAL		0-0-0		0-0-0		0-2-0								
3-9-0		0-0-0		0-0-0		CONFERENCE		0-0-0		0-6-0		3-3-0								
1-5-0		0-0-0		0-0-0		HOME		0-0-0		0-3-0		1-2-0								
2-4-0		0-0-0		0-0-0		AWAY		0-0-0		0-3-0		2-1-0								
0-0-0		0-0-0		0-0-0		NEUTRAL		0-0-0		0-0-0		0-0-0								
RPI	S	Opponent		Score		RPI	S	Opponent		Score		RPI	S	Opponent		Score				
12	A	Virginia		4	8							105	H	Cornell		14	27			
12	A	Virginia		2	3							83	A	East Carolina		7	12			
												83	A	East Carolina		5	8			
														141 A Col. of Charleston		3	16			
														141 A Col. of Charleston		1	8			
														149 H Northeastern		5	7			
														149 H Northeastern		3	5			
														149 H Northeastern		2	5			
														155 H Elon		1	8			
														155 H Elon		4	5			
														155 H Elon		11	10			
														165 N UMass Lowell		8	10			
														175 A CSUN		7	2			
														175 A CSUN		4	1			
														175 A CSUN		6	5			
														175 A CSUN		5	11			
														181 A UMBC		7	3			
														190 A Navy		6	11			
														204 A George Washington		4	13			
														204 H George Washington		8	4			
														221 A George Mason		14	2			
														234 H Norfolk St.		5	0			
														234 H Norfolk St.		0	8			
														270 N Iona		1	3			
														272 A Hofstra		5	11			
														272 A Hofstra		12	6			
														272 A Hofstra		10	2			
														276 H Wagner		3	2			
LAST 10 GAMES																				
																</				

Non-Div. I Games:

Towson

RPI	S	Opponent	Score	
276	H	Wagner	2	1
276	H	Wagner	6	3
279	A	Delaware St.	1	8
279	H	Delaware St.	7	6
289	A	UMES	4	10
291	H	Coppin St.	7	5

Towson

T
O
W
S
O
N

T
O
W
S
O
N

Average RPI Win: 198		WON-LOST RECORD	WINNING PCT. RANK	LAST 10 GAMES	STRENGTH OF SCHEDULE	OPP. STRENGTH OF SCHEDULE	TEAM RPI	ADJ RPI		CONF. RPI	ADJ CONF. RPI						
Average RPI Loss: 161																	
DIV. I ONLY		19-23-0	.45238 187	3-7-0	226	184	241	.45385	241	18	18						
DIV. I NON-CONF.		13-14-0	.48148 168	2-2-0	249	194	236	.4545	236	20	20						
<hr/>																	
TOTALS		RPI 1-25		RPI 26-50		W-L RECORDS		RPI 51-100		RPI 101-150		RPI 150+					
19-23-0		0-1-0		0-0-0		OVERALL		1-4-0		1-2-0		17-16-0					
11-15-0		0-0-0		0-0-0		HOME		0-1-0		0-1-0		11-13-0					
8-6-0		0-1-0		0-0-0		AWAY		1-2-0		1-0-0		6-3-0					
0-2-0		0-0-0		0-0-0		NEUTRAL		0-1-0		0-1-0		0-0-0					
<hr/>																	
13-14-0		0-1-0		0-0-0		NON-CONFERENCE		1-4-0		1-2-0		11-7-0					
8-9-0		0-0-0		0-0-0		HOME		0-1-0		0-1-0		8-7-0					
5-3-0		0-1-0		0-0-		AWAY		1-2-0		1-0-0		3-0-0					
0-2-0		0-0-0		0-0-0		NEUTRAL		0-1-0		0-1-0		0-0-0					
<hr/>																	
6-9-0		0-0-0		0-0-0		CONFERENCE		0-0-0		0-0-0		6-9-0					
3-6-0		0-0-0		0-0-0		HOME		0-0-0		0-0-0		3-6-0					
3-3-0		0-0-0		0-0-0		AWAY		0-0-0		0-0-0		3-3-0					
0-0-0		0-0-0		0-0-0		NEUTRAL		0-0-0		0-0-0		0-0-0					
<hr/>																	
RPI	S	Opponent		Score		RPI	S	Opponent		Score		RPI	S	Opponent		Score	
3	A	North Carolina		1	7							53	A	North Carolina St.		9	8
												70	A	Ga. Southern		2	8
												70	A	Ga. Southern		8	9
												82	N	Michigan St.		1	3
												83	H	East Carolina		0	10
												105	N	Cornell		2	3
												120	A	Virginia Tech		15	8
												121	H	Duke		10	12
												156	A	High Point		4	10
												156	A	High Point		9	7
												156	A	High Point		7	9
												159	A	Gardner-Webb		7	2
												159	A	Gardner-Webb		9	10
												159	A	Gardner-Webb		8	6
												163	H	Ohio St.		7	2
												163	H	Ohio St.		6	7
												163	H	Ohio St.		1	7
												177	H	Radford		5	8
												177	H	Radford		0	2
												177	H	Radford		4	7
												183	A	UNCW		4	2
												183	H	UNCW		12	5
												194	H	Charleston So.		6	12
												194	H	Charleston So.		3	2
												194	H	Charleston So.		6	0
												198	H	UNC Asheville		9	11
												198	H	UNC Asheville		9	7
												198	H	UNC Asheville		5	10
												232	H	Rider		7	12
												232	H	Rider		7	5
												245	H	Quinnipiac		5	7
												245	H	Quinnipiac		11	6
<hr/>																	
LAST 10 GAMES																	
3	A	North Carolina		1	7	259	A	N.C. Central		4	2	198	H	UNC Asheville		5	10
183	H	UNCW		12	5	177	H	Radford		4	7	232	H	Rider		7	12
198	H	UNC Asheville		9	11	177	H	Radford		5	8	232	H	Rider		7	5
198	H	UNC Asheville		9	7	177	H	Radford		0	2	245	H	Quinnipiac		5	7
198	H	UNC Asheville		5	10	121	H	Duke		10	12	245	H	Quinnipiac		11	6

Non-Div. I Games:

Campbell

RPI	S	Opponent	Score	
245	H	Quinnipiac	10	7
247	H	Northern Ky.	8	5
247	H	Northern Ky.	12	5
247	H	Northern Ky.	3	5
256	A	Richmond	5	4
259	A	N.C. Central	4	2
267	H	Evansville	2	6
267	H	Evansville	8	1
267	H	Evansville	9	13

C
a
m
p
b
e
l
l

C
a
m
p
b
e
l
l

Campbell

Average RPI Win:		205	WON-LOST RECORD		WINNING PCT. RANK		LAST 10 GAMES		STRENGTH OF SCHEDULE		OPP. STRENGTH OF SCHEDULE		TEAM RPI		ADJ RPI		CONF. RPI		ADJ CONF. RPI	
DIV. I ONLY			13-20-0		.39394	230	5-5-0		222		175		242		.45273	242	24		24	
DIV. I NON-CONF.			8-13-0		.38095	223	2-1-0		218		146		229		.4582	229	24		24	
TOTALS		RPI 1-25		RPI 26-50		W-L RECORDS		RPI 51-100		RPI 101-150		RPI 150+								
13-20-0		0-2-0		0-2-0		OVERALL		0-1-0		4-0-0		9-15-0								
9-3-0		0-0-0		0-0-0		HOME		0-0-0		3-0-0		6-3-0								
4-12-0		0-1-0		0-1-0		AWAY		0-0-0		1-0-0		3-10-0								
0-5-0		0-1-0		0-1-0		NEUTRAL		0-1-0		0-0-0		0-2-0								
8-13-0		0-2-0		0-2-0		NON-CONFERENCE		0-1-0		4-0-0		4-8-0								
5-1-0		0-0-0		0-0-0		HOME		0-0-0		3-0-0		2-1-0								
3-7-0		0-1-0		0-0-		AWAY		0-0-0		1-0-0		2-5-0								
0-5-0		0-1-0		0-1-0		NEUTRAL		0-1-0		0-0-0		0-2-0								
5-7-0		0-0-0		0-0-0		CONFERENCE		0-0-0		0-0-0		5-7-0								
4-2-0		0-0-0		0-0-0		HOME		0-0-0		0-0-0		4-2-0								
1-5-0		0-0-0		0-0-0		AWAY		0-0-0		0-0-0		1-5-0								
0-0-0		0-0-0		0-0-0		NEUTRAL		0-0-0		0-0-0		0-0-0								
RPI	S	Opponent		Score		RPI	S	Opponent		Score		RPI	S	Opponent		Score				
4	N	Kentucky		9	16	34	A	Old Dominion		6	7	59	N	Yale		9	13			
21	A	Maryland		5	11	46	N	UConn		0	11			William & Mary		3	2			
														Bryant		4	1			
														Bryant		5	1			
														Bryant		5	4			
														Delaware		6	11			
														Delaware		8	10			
														Davidson		7	10			
														Davidson		7	1			
														Davidson		3	5			
														Pepperdine		5	9			
														Pepperdine		0	8			
														Pepperdine		5	7			
														Stetson		2	6			
														Western Mich.		2	9			
														George Mason		1	4			
														George Mason		5	2			
														George Mason		5	2			
														Rider		13	5			
														Fordham		0	5			
														Fordham		3	4			
														Fordham		1	2			
														Villanova		6	5			
														Villanova		9	1			
														Villanova		3	7			
														Richmond		2	10			
														Richmond		2	1			
														Richmond		1	0			

Non-Div. I Games:

Saint Joseph's

RPI	S	Opponent	Score	
295	H	Lafayette	11	1

Saint Joseph's

S
a
i
n
t
J
o
s
e
p
h
'
s

S
a
i
n
t
J
o
s
e
p
h
'
s

Non-Div. I Games:

Tie, Loss, Non-Conf,S Site, H Home, A Away, N Neutral Page 332

Average RPI Win: 229		WON-LOST RECORD	WINNING PCT. RANK	LAST 10 GAMES	STRENGTH OF SCHEDULE	OPP. STRENGTH OF SCHEDULE	TEAM RPI	ADJ RPI		CONF. RPI	ADJ CONF. RPI	
Average RPI Loss: 166												
DIV. I ONLY		17-22-0	.4359	202	1-9-0	214	267	245	.45005	244	16	16
DIV. I NON-CONF.		11-7-0	.61111	74	0-2-0	292	295	237	.45442	237	19	19
<hr/>												
TOTALS		RPI 1-25		RPI 26-50		W-L RECORDS		RPI 51-100		RPI 101-150		RPI 150+
17-22-0		0-0-0		0-0-0		OVERALL		0-6-0		2-5-0		15-11-0
12-8-0		0-0-0		0-0-0		HOME		0-0-0		2-2-0		10-6-0
3-12-0		0-0-0		0-0-0		AWAY		0-6-0		0-3-0		3-3-0
2-2-0		0-0-0		0-0-0		NEUTRAL		0-0-0		0-0-0		2-2-0
11-7-0		0-0-0		0-0-0		NON-CONFERENCE		0-0-0		0-1-0		11-6-0
6-2-0		0-0-0		0-0-0		HOME		0-0-0		0-1-0		6-1-0
3-3-0		0-0-0		0-0-		AWAY		0-0-0		0-0-0		3-3-0
2-2-0		0-0-0		0-0-0		NEUTRAL		0-0-0		0-0-0		2-2-0
6-15-0		0-0-0		0-0-0		CONFERENCE		0-6-0		2-4-0		4-5-0
6-6-0		0-0-0		0-0-0		HOME		0-0-0		2-1-0		4-5-0
0-9-0		0-0-0		0-0-0		AWAY		0-6-0		0-3-0		0-0-0
0-0-0		0-0-0		0-0-0		NEUTRAL		0-0-0		0-0-0		0-0-0
RPI	S	Opponent	Score	RPI	S	Opponent	Score	RPI	S	Opponent	Score	
								91	A	Morehead St.	4	16
								91	A	Morehead St.	3	16
								91	A	Morehead St.	15	28
								94	A	Tennessee Tech	7	11
								94	A	Tennessee Tech	8	13
								94	A	Tennessee Tech	2	3
										145	A	Belmont
										145	A	Belmont
										161	H	Saint Louis
										184	H	UT Martin
										184	H	UT Martin
										184	H	UT Martin
										196	H	Murray St.
										196	H	Murray St.
										196	H	Murray St.
										214	H	Eastern Ky.
										214	H	Eastern Ky.
										214	H	Eastern Ky.
										218	N	Ohio
										218	N	Ohio
										218	N	Ohio
										218	N	Ohio
										252	H	Northern Ill.
										252	H	Northern Ill.
										252	H	Northern Ill.
										252	H	Northern Ill.
										267	A	Evansville
										267	H	Evansville
LAST 10 GAMES												

Non-Div. I Games:

SIUE

RPI	S	Opponent	Score	
269	A	Western Ill.	4	21
269	H	Western Ill.	9	3
281	A	Seattle U	13	10
281	A	Seattle U	6	0
281	A	Seattle U	3	9
281	A	Seattle U	1	4

SIUE

S
I
U
E

S
I
U
E

Average RPI Win:	189	WON-LOST	WINNING	LAST 10	STRENGTH OF	OPP. STRENGTH	TEAM	ADJ	CONF.	ADJ CONF.									
Average RPI Loss:	180	RECORD	PCT. RANK	GAMES	SCHEDULE	OF SCHEDULE	RPI	RPI	RPI	RPI									
DIV. I ONLY		14-24-0	.36842	241	4-6-0	257	226	246	.44909	245	26	26							
DIV. I NON-CONF.		7-16-0	.30435	248	0-4-0	179	155	204	.4724	203	25	25							
<hr/>																			
TOTALS	RPI 1-25	RPI 26-50		W-L RECORDS		RPI 51-100		RPI 101-150		RPI 150+									
14-24-0	0-1-0	0-1-0		OVERALL		4-2-0		3-1-0		7-19-0									
6-1-0	0-0-0	0-0-0		HOME		0-0-0		3-1-0		3-0-0									
7-21-0	0-1-0	0-1-0		AWAY		3-2-0		0-0-0		4-17-0									
1-2-0	0-0-0	0-0-0		NEUTRAL		1-0-0		0-0-0		0-2-0									
<hr/>																			
7-16-0	0-1-0	0-1-0		NON-CONFERENCE		4-2-0		0-1-0		3-11-0									
0-1-0	0-0-0	0-0-0		HOME		0-0-0		0-1-0		0-0-0									
6-13-0	0-1-0	0-0-		AWAY		3-2-0		0-0-0		3-9-0									
1-2-0	0-0-0	0-0-0		NEUTRAL		1-0-0		0-0-0		0-2-0									
<hr/>																			
7-8-0	0-0-0	0-0-0		CONFERENCE		0-0-0		3-0-0		4-8-0									
6-0-0	0-0-0	0-0-0		HOME		0-0-0		3-0-0		3-0-0									
1-8-0	0-0-0	0-0-0		AWAY		0-0-0		0-0-0		1-8-0									
0-0-0	0-0-0	0-0-0		NEUTRAL		0-0-0		0-0-0		0-0-0									
<hr/>																			
RPI	S	Opponent	Score		RPI	S	Opponent	Score		RPI	S	Opponent	Score						
9	A	Wake Forest	1	2	46	A	UConn	3	4	51	A	Rhode Island	5	15					
										131	H	Bryant	6	7					
										68	N	Kent St.	4	2	146	H	Marist	4	2
										93	A	UTSA	12	10	146	H	Marist	2	0
										93	A	UTSA	1	12	146	H	Marist	7	4
										93	A	UTSA	5	4	158	A	Hartford	5	6
										93	A	UTSA	8	7	158	N	Hartford	4	6
										159	A	Gardner-Webb	2	5					
										177	N	Radford	0	4					
										189	A	Niagara	1	2					
										189	A	Niagara	8	17					
189	A	Niagara	2	10															
191	A	VMI	5	9															
191	A	VMI	8	5															
191	A	VMI	7	13															
202	A	Central Conn. St.	3	6															
209	A	Monmouth	7	17															
209	A	Monmouth	4	9															
209	A	Monmouth	0	12															
241	A	Campbell	6	11															
241	A	Campbell	7	5															
241	A	Campbell	7	10															
265	A	USC Upstate	11	3															
265	A	USC Upstate	3	5															
265	A	USC Upstate	3	5															
270	A	Iona	1	2															
270	A	Iona	1	0															
270	A	Iona	4	12															
270	A	Iona	1	0															
270	A	Iona	4	12															
46	A	UConn	3	4	515	N	Hartford	4	6	270	A	Iona	4	12					
158	A	Hartford	5	6	270	A	Iona	1	2	270	A	Iona	1	0					
298	H	Saint Peter's	7	0	270	A	Iona	1	0	270	A	Iona	1	0					
298	H	Saint Peter's	5	1	270	A	Iona	1	0	270	A	Iona	1	0					
298	H	Saint Peter's	13	1	270	A	Iona	1	0	270	A	Iona	1	0					
131	H	Bryant	6	7	270	A	Iona	1	0	270	A	Iona	1	0					

Non-Div. I Games:

Quinnipiac

RPI	S	Opponent	Score	
298	H	Saint Peter's	7	0
298	H	Saint Peter's	13	1
298	H	Saint Peter's	5	1

Quinnipiac

Q
u
i
n
n
i
p
i
a
c

Q
u
i
n
n
i
p
i
a
c

Average RPI Win:	208	WON-LOST	WINNING	LAST 10	STRENGTH OF	OPP. STRENGTH	TEAM	ADJ	CONF.	ADJ CONF.	
Average RPI Loss:	141	RECORD	PCT. RANK	GAMES	SCHEDULE	OF SCHEDULE	RPI	RPI	RPI	RPI	
DIV. I ONLY		16-23-0	.41026 218	7-3-0	256	152	247	.4485 246	7	7	
DIV. I NON-CONF.		11-16-0	.40741 209	3-0-0	279	238	256	.43547 256	7	7	
<hr/>											
TOTALS	RPI 1-25	RPI 26-50		W-L RECORDS		RPI 51-100		RPI 101-150		RPI 150+	
16-23-0	0-0-0	0-3-0		OVERALL		0-1-0		4-11-0		12-8-0	
8-10-0	0-0-0	0-3-0		HOME		0-0-0		3-6-0		5-1-0	
8-13-0	0-0-0	0-0-0		AWAY		0-1-0		1-5-0		7-7-0	
0-0-0	0-0-0	0-0-0		NEUTRAL		0-0-0		0-0-0		0-0-0	
11-16-0	0-0-0	0-0-0		NON-CONFERENCE		0-1-0		2-10-0		9-5-0	
6-6-0	0-0-0	0-0-0		HOME		0-0-0		1-5-0		5-1-0	
5-10-0	0-0-0	0-0-		AWAY		0-1-0		1-5-0		4-4-0	
0-0-0	0-0-0	0-0-0		NEUTRAL		0-0-0		0-0-0		0-0-0	
5-7-0	0-0-0	0-3-0		CONFERENCE		0-0-0		2-1-0		3-3-0	
2-4-0	0-0-0	0-3-0		HOME		0-0-0		2-1-0		0-0-0	
3-3-0	0-0-0	0-0-0		AWAY		0-0-0		0-0-0		3-3-0	
0-0-0	0-0-0	0-0-0		NEUTRAL		0-0-0		0-0-0		0-0-0	
<hr/>											
RPI S	Opponent	Score	RPI S	Opponent	Score	RPI S	Opponent	Score	RPI S	Opponent	Score
			26 H	Indiana	9 13	100 A	Middle Tenn.	4 11	101 A	Arizona St.	1 3
			26 H	Indiana	9 10				101 A	Arizona St.	3 4
			26 H	Indiana	5 6				101 A	Arizona St.	2 6
									102 H	Iowa	6 5
									102 H	Iowa	7 5
									102 H	Iowa	2 14
									124 A	Ill.-Chicago	0 3
									124 H	Ill.-Chicago	1 7
									124 H	Ill.-Chicago	2 9
									126 H	Central Mich.	5 7
									126 H	Central Mich.	1 5
									126 H	Central Mich.	5 1
									126 H	Central Mich.	3 5
									138 A	Bradley	6 2
									145 A	Belmont	1 6
									170 A	Illinois	11 4
									170 A	Illinois	8 10
									170 A	Illinois	3 4
									178 A	Lipscomb	6 10
									203 H	Western Mich.	11 4
									208 A	Penn St.	12 5
			LAST 10 GAMES						208 A	Penn St.	1 2
			208 A	Penn St.	1 2	170 A	Illinois	11 4	208 A	Penn St.	7 4
			208 A	Penn St.	7 4	170 A	Illinois	3 4	222 H	Air Force	3 2
			208 A	Penn St.	12 5	138 A	Bradley	6 2	222 H	Air Force	3 11
			248 H	Milwaukee	6 4	203 H	Western Mich.	11 4	222 H	Air Force	7 6
			170 A	Illinois	8 10	102 H	Iowa	6 5	248 H	Milwaukee	6 4

Non-Div. I Games:

Northwestern

RPI	S	Opponent	Score	
266	A	Santa Clara	2	3
266	A	Santa Clara	7	1
266	A	Santa Clara	15	9
266	A	Santa Clara	1	8
280	A	Portland	6	4
280	A	Portland	2	5
280	A	Portland	9	5
286	H	Chicago St.	2	0

Northwestern

Average RPI Win:		204	WON-LOST RECORD		WINNING PCT. RANK		LAST 10 GAMES		STRENGTH OF SCHEDULE		OPP. STRENGTH OF SCHEDULE		TEAM RPI		ADJ RPI		CONF. RPI		ADJ CONF. RPI	
DIV. I ONLY			14-25-0		.35897 247		3-6-0		227		259		248		.44687 247		23		23	
DIV. I NON-CONF.			6-17-0		.26087 264		1-1-0		259		216		259		.4342 259		21		21	
TOTALS		RPI 1-25		RPI 26-50		W-L RECORDS		RPI 51-100		RPI 101-150		RPI 150+								
14-25-0		0-1-0		0-0-0		OVERALL		0-0-0		2-6-0		12-18-0								
7-5-0		0-0-0		0-0-0		HOME		0-0-0		1-1-0		6-4-0								
7-20-0		0-1-0		0-0-0		AWAY		0-0-0		1-5-0		6-14-0								
0-0-0		0-0-0		0-0-0		NEUTRAL		0-0-0		0-0-0		0-0-0								
6-17-0		0-1-0		0-0-0		NON-CONFERENCE		0-0-0		1-2-0		5-14-0								
0-2-0		0-0-0		0-0-0		HOME		0-0-0		0-0-0		0-2-0								
6-15-0		0-1-0		0-0-		AWAY		0-0-0		1-2-0		5-12-0								
0-0-0		0-0-0		0-0-0		NEUTRAL		0-0-0		0-0-0		0-0-0								
8-8-0		0-0-0		0-0-0		CONFERENCE		0-0-0		1-4-0		7-4-0								
7-3-0		0-0-0		0-0-0		HOME		0-0-0		1-1-0		6-2-0								
1-5-0		0-0-0		0-0-0		AWAY		0-0-0		0-3-0		1-2-0								
0-0-0		0-0-0		0-0-0		NEUTRAL		0-0-0		0-0-0		0-0-0								
RPI	S	Opponent		Score		RPI	S	Opponent		Score		RPI	S	Opponent		Score				
6	A	Louisville		4	6							108	A	Cincinnati		7	13			
												108	A	Cincinnati		3	2			
												108	A	Cincinnati		1	9			
												124	A	Ill.-Chicago		2	7			
												124	A	Ill.-Chicago		0	4			
												124	A	Ill.-Chicago		2	5			
												124	H	Ill.-Chicago		6	2			
												124	H	Ill.-Chicago		3	5			
												163	A	Ohio St.		8	1			
												174	A	Valparaiso		18	7			
												174	A	Valparaiso		7	8			
												174	A	Valparaiso		9	10			
												174	H	Valparaiso		4	17			
												174	H	Valparaiso		14	5			
												177	A	Radford		10	5			
												177	A	Radford		5	10			
												177	A	Radford		3	7			
												207	A	Miami (OH)		6	3			
												207	H	Miami (OH)		4	5			
												210	A	Sacramento St.		0	2			
												210	A	Sacramento St.		5	6			
												210	A	Sacramento St.		0	10			
												210	A	Sacramento St.		11	12			
												214	A	Eastern Ky.		8	10			
												214	H	Eastern Ky.		5	6			
												215	A	Georgia St.		4	12			
												215	A	Georgia St.		8	7			
LAST 10 GAMES																				
						6	A	Louisville		4	6	163	A	Ohio St.		8	1			
						124	H	Ill.-Chicago		3	5	124	A	Ill.-Chicago		2	7			
						124	H	Ill.-Chicago		6	2	124	A	Ill.-Chicago		0	4			
						174	H	Valparaiso		4	17	124	A	Ill.-Chicago		2	5			
						174	H	Valparaiso		14	5	174	A	Valparaiso		18	7			

Non-Div. I Games: Miami-Hamilton 15 1

Northern Ky.

RPI	S	Opponent	Score	
215	A	Georgia St.	6	10
241	A	Campbell	5	12
241	A	Campbell	5	3
241	A	Campbell	5	8
248	H	Milwaukee	7	4
248	H	Milwaukee	6	5
248	H	Milwaukee	13	9
262	H	Youngstown St.	7	8
262	H	Youngstown St.	6	3
262	H	Youngstown St.	15	8
275	A	Dayton	3	10

Northern Ky.

N
o
r
t
h
e
r
n
K
y
.

N
o
r
t
h
e
r
n
K
y
.

Average RPI Win:	218	WON-LOST RECORD	WINNING PCT. RANK	LAST 10 GAMES	STRENGTH OF SCHEDULE	OPP. STRENGTH OF SCHEDULE	TEAM RPI	ADJ RPI	CONF. RPI	ADJ CONF. RPI	
Average RPI Loss:	167										
DIV. I ONLY		13-25-0	.34211 252	4-6-0	262	243	249	.44667 248	23	23	
DIV. I NON-CONF.		10-12-0	.45455 185	1-2-0	269	217	188	.48214 188	21	21	
<hr/>											
TOTALS	RPI 1-25	RPI 26-50		W-L RECORDS	RPI 51-100		RPI 101-150		RPI 150+		
13-25-0	0-0-0	0-0-0		OVERALL	0-4-0		2-10-0		11-11-0		
2-1-0	0-0-0	0-0-0		HOME	0-0-0		0-0-0		2-1-0		
7-23-0	0-0-0	0-0-0		AWAY	0-4-0		2-10-0		5-9-0		
4-1-0	0-0-0	0-0-0		NEUTRAL	0-0-0		0-0-0		4-1-0		
10-12-0	0-0-0	0-0-0		NON-CONFERENCE	0-1-0		2-7-0		8-4-0		
0-0-0	0-0-0	0-0-0		HOME	0-0-0		0-0-0		0-0-0		
6-11-0	0-0-0	0-0-		AWAY	0-1-0		2-7-0		4-3-0		
4-1-0	0-0-0	0-0-0		NEUTRAL	0-0-0		0-0-0		4-1-0		
3-13-0	0-0-0	0-0-0		CONFERENCE	0-3-0		0-3-0		3-7-0		
2-1-0	0-0-0	0-0-0		HOME	0-0-0		0-0-0		2-1-0		
1-12-0	0-0-0	0-0-0		AWAY	0-3-0		0-3-0		1-6-0		
0-0-0	0-0-0	0-0-0		NEUTRAL	0-0-0		0-0-0		0-0-0		
<hr/>											
RPI S	Opponent	Score	RPI S	Opponent	Score	RPI S	Opponent	Score	RPI S	Opponent	Score
						62 A	Minnesota	4 5	102 A	Iowa	3 4
						75 A	Wright St.	1 2	118 A	UT Arlington	5 8
						75 A	Wright St.	0 4	118 A	UT Arlington	5 2
						75 A	Wright St.	3 5	118 A	UT Arlington	4 5
						124 A	Ill.-Chicago	4 11			
						124 A	Ill.-Chicago	7 8			
						124 A	Ill.-Chicago	0 5			
						125 A	Lamar University	1 2			
						125 A	Lamar University	0 6			
						138 A	Bradley	2 3			
						138 A	Bradley	5 11			
						138 A	Bradley	13 4			
						170 N	Illinois	4 2			
						170 N	Illinois	2 10			
						182 N	Eastern Mich.	4 2			
						182 N	Eastern Mich.	3 0			
						182 N	Eastern Mich.	15 4			
						216 A	Oakland	6 12			
						216 A	Oakland	6 9			
						246 A	Northwestern	4 6			
						247 A	Northern Ky.	9 13	247 A	Northern Ky.	4 7
						247 A	Northern Ky.	5 6			
						252 A	Northern Ill.	2 0			
						262 A	Youngstown St.	5 2			
						262 A	Youngstown St.	1 5			
						262 A	Youngstown St.	14 5			
						286 A	Chicago St.	15 1			
						262 H	Youngstown St.	14 5			

Non-Div. I Games:

Milwaukee

RPI	S	Opponent	Score	
262	H	Youngstown St.	3	0
262	H	Youngstown St.	5	6
267	A	Evansville	0	2
267	A	Evansville	4	6
267	A	Evansville	7	5
267	A	Evansville	8	2
286	A	Chicago St.	15	1

Milwaukee

M
i
l
w
a
u
k
e
e

M
i
l
w
a
u
k
e
e

Average RPI Win:		239	WON-LOST RECORD		WINNING PCT. RANK		LAST 10 GAMES		STRENGTH OF SCHEDULE		OPP. STRENGTH OF SCHEDULE		TEAM RPI		ADJ RPI		CONF. RPI		ADJ CONF. RPI	
DIV. I ONLY			12-19-0		.3871 233		2-4-0		212		256		244		.44531 249		25		25	
DIV. I NON-CONF.			8-11-0		.42105 206		1-0-0		219		252		212		.46313 223		26		26	
TOTALS		RPI 1-25		RPI 26-50		W-L RECORDS		RPI 51-100		RPI 101-150		RPI 150+								
12-19-0		0-0-0		0-2-0		OVERALL		0-2-0		1-11-0		11-4-0								
8-3-0		0-0-0		0-0-0		HOME		0-0-0		0-0-0		8-3-0								
4-14-0		0-0-0		0-2-0		AWAY		0-0-0		1-11-0		3-1-0								
0-2-0		0-0-0		0-0-0		NEUTRAL		0-2-0		0-0-0		0-0-0								
8-11-0		0-0-0		0-2-0		NON-CONFERENCE		0-2-0		1-5-0		7-2-0								
4-1-0		0-0-0		0-0-0		HOME		0-0-0		0-0-0		4-1-0								
4-8-0		0-0-0		0-0-		AWAY		0-0-0		1-5-0		3-1-0								
0-2-0		0-0-0		0-0-0		NEUTRAL		0-2-0		0-0-0		0-0-0								
4-8-0		0-0-0		0-0-0		CONFERENCE		0-0-0		0-6-0		4-2-0								
4-2-0		0-0-0		0-0-0		HOME		0-0-0		0-0-0		4-2-0								
0-6-0		0-0-0		0-0-0		AWAY		0-0-0		0-6-0		0-0-0								
0-0-0		0-0-0		0-0-0		NEUTRAL		0-0-0		0-0-0		0-0-0								
RPI	S	Opponent	Score	RPI	S	Opponent	Score	RPI	S	Opponent	Score	RPI	S	Opponent	Score					
				38	A	Nebraska	2 12	58	N	BYU	9 10	113	A	New Mexico St.	3 10					
				38	A	Nebraska	2 8	58	N	BYU	0 6	113	A	New Mexico St.	4 7					
												113	A	New Mexico St.	2 6					
												127	A	San Francisco	3 2					
												127	A	San Francisco	4 11					
												127	A	San Francisco	6 7					
												127	A	San Francisco	3 8					
												136	A	Grand Canyon	2 12					
												136	A	Grand Canyon	3 12					
												136	A	Grand Canyon	0 7					
												139	A	Wichita St.	5 11					
												139	A	Wichita St.	4 10					
												210	H	Sacramento St.	9 5					
												210	H	Sacramento St.	8 7					
												210	H	Sacramento St.	7 5					
												222	H	Air Force	9 8					
												231	A	San Jose St.	1 0					
												231	A	San Jose St.	4 5					
												274	H	North Dakota St.	7 5					
												274	H	North Dakota St.	8 2					
												274	H	North Dakota St.	7 6					
												274	H	North Dakota St.	4 7					
												277	A	Omaha	9 4					
												277	A	Omaha	7 3					
												281	H	Seattle U	11 10					
												281	H	Seattle U	12 14					
												281	H	Seattle U	1 10					
Non-Div. I Games:		San Fran. St.		12	4	UC-Colo. Springs		10	6	Regis (CO)		4	5	MSU Denver		8	6			
		MSU Denver		1	2	MSU Denver		0	4							Northern Colo.				

Average RPI Win: 163		WON-LOST RECORD		WINNING PCT. RANK		LAST 10 GAMES		STRENGTH OF SCHEDULE		OPP. STRENGTH OF SCHEDULE		TEAM RPI		ADJ RPI		CONF. RPI		ADJ CONF. RPI	
DIV. I ONLY		13-29-0		.30952 266		2-8-0		157		85		250		.44511 250		6		6	
DIV. I NON-CONF.		9-15-0		.375 227		2-1-0		186		169		245		.44435 245		6		6	
TOTALS		RPI 1-25		RPI 26-50		W-L RECORDS		RPI 51-100		RPI 101-150		RPI 150+							
13-29-0		0-4-0		0-6-0		OVERALL		3-6-0		3-4-0		7-9-0							
8-21-0		0-1-0		0-6-0		HOME		0-3-0		2-3-0		6-8-0							
5-8-0		0-3-0		0-0-0		AWAY		3-3-0		1-1-0		1-1-0							
0-0-0		0-0-0		0-0-0		NEUTRAL		0-0-0		0-0-0		0-0-0							
9-15-0		0-4-0		0-0-0		NON-CONFERENCE		0-0-0		3-4-0		6-7-0							
7-10-0		0-1-0		0-0-0		HOME		0-0-0		2-3-0		5-6-0							
2-5-0		0-3-0		0-0-		AWAY		0-0-0		1-1-0		1-1-0							
0-0-0		0-0-0		0-0-0		NEUTRAL		0-0-0		0-0-0		0-0-0							
4-14-0		0-0-0		0-6-0		CONFERENCE		3-6-0		0-0-0		1-2-0							
1-11-0		0-0-0		0-6-0		HOME		0-3-0		0-0-0		1-2-0							
3-3-0		0-0-0		0-0-0		AWAY		3-3-0		0-0-0		0-0-0							
0-0-0		0-0-0		0-0-0		NEUTRAL		0-0-0		0-0-0		0-0-0							
RPI	S	Opponent		Score		RPI	S	Opponent		Score		RPI	S	Opponent		Score			
4	A	Kentucky		2	17	27	H	Southern Miss.		1	6	79	H	Jacksonville St.		5	9		
4	H	Kentucky		3	4	27	H	Southern Miss.		0	5	79	H	Jacksonville St.		2	3		
6	A	Louisville		1	11	27	H	Southern Miss.		1	13	79	H	Jacksonville St.		14	4		
19	A	Vanderbilt		1	8	47	H	Charlotte		4	6	93	A	UTSA		2	14		
						47	H	Charlotte		5	16	93	A	UTSA		4	3		
						47	H	Charlotte		1	3	93	A	UTSA		1	7		
												100	A	Middle Tenn.		9	10		
												100	A	Middle Tenn.		10	3		
												100	A	Middle Tenn.		4	2		

Non-Div. I Games:

Western Ky.

Average RPI Win: 203		WON-LOST	WINNING	LAST 10	STRENGTH OF		OPP. STRENGTH	TEAM	ADJ	CONF.	ADJ CONF.
Average RPI Loss: 107		RECORD	PCT. RANK	GAMES	SCHEDULE		OF SCHEDULE	RPI	RPI	RPI	RPI
DIV. I ONLY		9-26-0	.25714	284	63		209	251	.44488	251	13
DIV. I NON-CONF.		7-7-0	.5	146	40		258	161	.49448	161	14
TOTALS		RPI 1-25	RPI 26-50		W-L RECORDS		RPI 51-100		RPI 101-150		RPI 150+
9-26-0		0-3-0	0-1-0		OVERALL		0-8-0		2-12-0		7-2-0
8-16-0		0-3-0	0-0-0		HOME		0-8-0		1-3-0		7-2-0
1-10-0		0-0-0	0-1-0		AWAY		0-0-0		1-9-0		0-0-0
0-0-0		0-0-0	0-0-0		NEUTRAL		0-0-0		0-0-0		0-0-0
7-7-0		0-0-0	0-1-0		NON-CONFERENCE		0-5-0		1-1-0		6-0-0
6-6-0		0-0-0	0-0-0		HOME		0-5-0		0-1-0		6-0-0
1-1-0		0-0-0	0-0-		AWAY		0-0-0		1-0-0		0-0-0
0-0-0		0-0-0	0-0-0		NEUTRAL		0-0-0		0-0-0		0-0-0
2-19-0		0-3-0	0-0-0		CONFERENCE		0-3-0		1-11-0		1-2-0
2-10-0		0-3-0	0-0-0		HOME		0-3-0		1-2-0		1-2-0
0-9-0		0-0-0	0-0-0		AWAY		0-0-0		0-9-0		0-0-0
0-0-0		0-0-0	0-0-0		NEUTRAL		0-0-0		0-0-0		0-0-0
RPI S	Opponent	Score	RPI S	Opponent	Score	RPI S	Opponent	Score	RPI S	Opponent	Score
22 H	McNeese	4 7	44 A	Texas A&M	1 8	57 H	DBU	7 11	118 A	UT Arlington	9 1
22 H	McNeese	5 8				82 H	Michigan St.	7 9	118 H	UT Arlington	4 5
22 H	McNeese	5 18				82 H	Michigan St.	7 19	122 A	SFA	2 4
						82 H	Michigan St.	2 9	122 A	SFA	8 11
						82 H	Michigan St.	5 14	122 A	SFA	6 14
						85 H	Sam Houston St.	3 14	123 A	Houston Baptist	7 8
						85 H	Sam Houston St.	12 19	123 A	Houston Baptist	4 9
						85 H	Sam Houston St.	3 13	123 A	Houston Baptist	3 10
									125 H	Lamar University	11 17
									125 H	Lamar University	8 13
									125 H	Lamar University	9 0
									135 A	New Orleans	6 8
									135 A	New Orleans	8 9
									135 A	New Orleans	6 12
									167 H	Creighton	3 2
									167 H	Creighton	8 7
									167 H	Creighton	4 3
									261 H	Incarnate Word	5 0
									261 H	Incarnate Word	3 6
									261 H	Incarnate Word	4 5
									274 H	North Dakota St.	9 1
									274 H	North Dakota St.	5 3
									274 H	North Dakota St.	4 1
LAST 10 GAMES											
57 H	DBU	7 11	123 A	Houston Baptist	4 9						
125 H	Lamar University	9 0	123 A	Houston Baptist	7 8						
125 H	Lamar University	8 13	44 A	Texas A&M	1 8						
125 H	Lamar University	11 17	22 H	McNeese	5 8						
123 A	Houston Baptist	3 10	22 H	McNeese	5 18						

Non-Div. I Games: Tex. Permian Basin 13 5 Baker 7 0 Tex. Permian Basin 3 2 Abilene Christian

Average RPI Win:	201	WON-LOST	WINNING	LAST 10	STRENGTH OF	OPP. STRENGTH	TEAM	ADJ	CONF.	ADJ CONF.	
Average RPI Loss:	160	RECORD	PCT. RANK	GAMES	SCHEDULE	OF SCHEDULE	RPI	RPI	RPI	RPI	
DIV. I ONLY	12-27-0	.30769	267	4-6-0	208	231	252	.44482	252	22	22
DIV. I NON-CONF.	6-21-0	.22222	273	2-3-0	151	255	247	.44247	247	17	17
<hr/>											
TOTALS	RPI 1-25	RPI 26-50		W-L RECORDS		RPI 51-100		RPI 101-150		RPI 150+	
12-27-0	0-0-0	1-4-0		OVERALL		1-5-0		0-3-0		10-15-0	
2-7-0	0-0-0	0-0-0		HOME		1-3-0		0-1-0		1-3-0	
9-16-0	0-0-0	1-4-0		AWAY		0-1-0		0-2-0		8-8-0	
1-4-0	0-0-0	0-0-0		NEUTRAL		0-1-0		0-0-0		1-3-0	
<hr/>											
6-21-0	0-0-0	1-4-0		NON-CONFERENCE		0-3-0		0-3-0		5-11-0	
0-3-0	0-0-0	0-0-0		HOME		0-1-0		0-1-0		0-1-0	
5-14-0	0-0-0	1-0-		AWAY		0-1-0		0-2-0		4-7-0	
1-4-0	0-0-0	0-0-0		NEUTRAL		0-1-0		0-0-0		1-3-0	
<hr/>											
6-6-0	0-0-0	0-0-0		CONFERENCE		1-2-0		0-0-0		5-4-0	
2-4-0	0-0-0	0-0-0		HOME		1-2-0		0-0-0		1-2-0	
4-2-0	0-0-0	0-0-0		AWAY		0-0-0		0-0-0		4-2-0	
0-0-0	0-0-0	0-0-0		NEUTRAL		0-0-0		0-0-0		0-0-0	
<hr/>											
RPI S	Opponent	Score	RPI S	Opponent	Score	RPI S	Opponent	Score	RPI S	Opponent	Score
			30 A	Michigan	8 5	62 H	Minnesota	2 3	102 A	Iowa	8 12
			30 A	Michigan	4 7	68 H	Kent St.	4 7	124 A	Ill.-Chicago	1 6
			30 A	Michigan	3 8	68 H	Kent St.	8 7	124 H	Ill.-Chicago	3 17
			30 A	Michigan	4 7	68 H	Kent St.	1 4	161 A	Saint Louis	5 10
			36 A	Oklahoma	3 10	87 N	Boston College	1 9	161 A	Saint Louis	1 8
						88 A	Notre Dame	1 12	161 A	Saint Louis	2 0
									185 A	Indiana St.	8 17
									201 A	Buffalo	2 1
									201 A	Buffalo	1 3
									201 A	Buffalo	3 6
									206 A	Toledo	16 2
									206 A	Toledo	7 4
									206 A	Toledo	9 3
									239 N	South Dakota St.	2 7
									244 A	SIUE	7 9
									244 A	SIUE	3 5
									244 A	SIUE	2 4
									244 A	SIUE	3 4
									248 H	Milwaukee	0 2
									254 N	Villanova	6 4
									263 H	Bowling Green	11 0
									263 H	Bowling Green	4 7
									263 H	Bowling Green	1 9
									267 A	Evansville	5 2
									267 A	Evansville	1 0
									286 A	Chicago St.	4 0
									286 N	Chicago St.	1 11
<hr/>											
			LAST 10 GAMES								
			62 H	Minnesota	2 3	68 H	Kent St.	1 4	263 H	Bowling Green	1 9
			267 A	Evansville	1 0	68 H	Kent St.	4 7	267 A	Evansville	5 2
			267 A	Evansville	5 2	124 H	Ill.-Chicago	3 17	267 A	Evansville	1 0
			185 A	Indiana St.	8 17	201 A	Buffalo	1 3	286 A	Chicago St.	4 0
			68 H	Kent St.	8 7	201 A	Buffalo	2 1	286 N	Chicago St.	1 11

Non-Div. I Games:

Northern Ill.

RPI	S	Opponent	Score
286	N	Chicago St.	6 7

Northern Ill.

N
o
r
t
h
e
r
n
I
l
l
.

N
o
r
t
h
e
r
n
I
l
l
.

Average RPI Win:	212	WON-LOST	WINNING	LAST 10	STRENGTH OF	OPP. STRENGTH	TEAM	ADJ	CONF.	ADJ CONF.	
Average RPI Loss:	170	RECORD	PCT. RANK	GAMES	SCHEDULE	OF SCHEDULE	RPI	RPI	RPI	RPI	
DIV. I ONLY	11-27-0	.28947	272	1-0-0	189	262	253	.44145	253	26	26
DIV. I NON-CONF.	6-20-0	.23077	271	1-0-0	209	214	254	.43662	254	25	25
<hr/>											
TOTALS	RPI 1-25	RPI 26-50		W-L RECORDS		RPI 51-100		RPI 101-150		RPI 150+	
11-27-0	0-0-0	0-3-0		OVERALL		1-5-0		0-0-0		10-19-0	
3-6-0	0-0-0	0-0-0		HOME		0-0-0		0-0-0		3-6-0	
7-19-0	0-0-0	0-3-0		AWAY		1-5-0		0-0-0		6-11-0	
1-2-0	0-0-0	0-0-0		NEUTRAL		0-0-0		0-0-0		1-2-0	
6-20-0	0-0-0	0-3-0		NON-CONFERENCE		1-5-0		0-0-0		5-12-0	
0-3-0	0-0-0	0-0-0		HOME		0-0-0		0-0-0		0-3-0	
5-15-0	0-0-0	0-0-		AWAY		1-5-0		0-0-0		4-7-0	
1-2-0	0-0-0	0-0-0		NEUTRAL		0-0-0		0-0-0		1-2-0	
5-7-0	0-0-0	0-0-0		CONFERENCE		0-0-0		0-0-0		5-7-0	
3-3-0	0-0-0	0-0-0		HOME		0-0-0		0-0-0		3-3-0	
2-4-0	0-0-0	0-0-0		AWAY		0-0-0		0-0-0		2-4-0	
0-0-0	0-0-0	0-0-0		NEUTRAL		0-0-0		0-0-0		0-0-0	
RPI	S	Opponent	Score	RPI	S	Opponent	Score	RPI	S	Opponent	Score
				29	A	UCF	3 13	78	A	FIU	3 2
				29	A	UCF	2 7	78	A	FIU	3 5
				29	A	UCF	1 10	78	A	FIU	3 7
								78	A	FIU	1 5
								89	A	Seton Hall	2 7
								89	A	Seton Hall	3 7

Non-Div. I Games:

Manhattan

RPI	S	Opponent	Score	
272	H	Hofstra	2	8
283	N	Lehigh	16	0

Manhattan

M
a
n
h
a
t
t
a
n

M
a
n
h
a
t
t
a
n

Average RPI Win:	163	WON-LOST	WINNING	LAST 10	STRENGTH OF	OPP. STRENGTH	TEAM	ADJ	CONF.	ADJ CONF.	
Average RPI Loss:	162	RECORD	PCT. RANK	GAMES	SCHEDULE	OF SCHEDULE	RPI	RPI	RPI	RPI	
DIV. I ONLY	9-23-0	.28125	276	1-2-0	142	234	254	.44058	254	11	11
DIV. I NON-CONF.	7-19-0	.26923	258	1-0-0	170	249	258	.43495	258	16	16
TOTALS	RPI 1-25	RPI 26-50	W-L RECORDS	RPI 51-100	RPI 101-150	RPI 150+					
9-23-0	0-0-0	0-3-0	OVERALL	0-2-0	5-2-0	4-16-0					
4-8-0	0-0-0	0-0-0	HOME	0-0-0	3-1-0	1-7-0					
3-10-0	0-0-0	0-3-0	AWAY	0-0-0	0-0-0	3-7-0					
2-5-0	0-0-0	0-0-0	NEUTRAL	0-2-0	2-1-0	0-2-0					
7-19-0	0-0-0	0-3-0	NON-CONFERENCE	0-2-0	3-1-0	4-13-0					
2-7-0	0-0-0	0-0-0	HOME	0-0-0	1-0-0	1-7-0					
3-7-0	0-0-0	0-0-	AWAY	0-0-0	0-0-0	3-4-0					
2-5-0	0-0-0	0-0-0	NEUTRAL	0-2-0	2-1-0	0-2-0					
2-4-0	0-0-0	0-0-0	CONFERENCE	0-0-0	2-1-0	0-3-0					
2-1-0	0-0-0	0-0-0	HOME	0-0-0	2-1-0	0-0-0					
0-3-0	0-0-0	0-0-0	AWAY	0-0-0	0-0-0	0-3-0					
0-0-0	0-0-0	0-0-0	NEUTRAL	0-0-0	0-0-0	0-0-0					
RPI	S	Opponent	Score	RPI	S	Opponent	Score	RPI	S	Opponent	Score
				28	A	South Fla.	1 8				
				36	A	Oklahoma	2 9				
				36	A	Oklahoma	1 17				

Non-Div. I Games:

Villanova

Average RPI Win:	219	WON-LOST RECORD	WINNING PCT. RANK	LAST 10 GAMES	STRENGTH OF SCHEDULE	OPP. STRENGTH OF SCHEDULE	TEAM RPI	ADJ RPI	CONF. RPI	ADJ CONF. RPI	
DIV. I ONLY	18-23-0	.43902	200	5-5-0	275	246	255	.43904	255	28	28
DIV. I NON-CONF.	9-16-0	.36	235	0-2-0	210	175	241	.44981	240	30	30
<hr/>											
TOTALS	RPI 1-25	RPI 26-50		W-L RECORDS		RPI 51-100		RPI 101-150		RPI 150+	
18-23-0	0-0-0	0-0-0		OVERALL		0-1-0		4-8-0		14-14-0	
6-9-0	0-0-0	0-0-0		HOME		0-1-0		1-5-0		5-3-0	
6-8-0	0-0-0	0-0-0		AWAY		0-0-0		0-0-0		6-8-0	
6-6-0	0-0-0	0-0-0		NEUTRAL		0-0-0		3-3-0		3-3-0	
9-16-0	0-0-0	0-0-0		NON-CONFERENCE		0-1-0		4-8-0		5-7-0	
1-6-0	0-0-0	0-0-0		HOME		0-1-0		1-5-0		0-0-0	
2-4-0	0-0-0	0-0-		AWAY		0-0-0		0-0-0		2-4-0	
6-6-0	0-0-0	0-0-0		NEUTRAL		0-0-0		3-3-0		3-3-0	
9-7-0	0-0-0	0-0-0		CONFERENCE		0-0-0		0-0-0		9-7-0	
5-3-0	0-0-0	0-0-0		HOME		0-0-0		0-0-0		5-3-0	
4-4-0	0-0-0	0-0-0		AWAY		0-0-0		0-0-0		4-4-0	
0-0-0	0-0-0	0-0-0		NEUTRAL		0-0-0		0-0-0		0-0-0	
RPI	S	Opponent	Score	RPI	S	Opponent	Score	RPI	S	Opponent	Score

Non-Div. I Games:

Bucknell

Bucknell

R
i
c
h
m
o
n
d

Richmond

RPI	S	Opponent	Score	
275	A	Dayton	10	5
275	A	Dayton	11	1

Richmond

R
i
c
h
m
o
n
d

R
i
c
h
m
o
n
d

Average RPI Win:	231	WON-LOST RECORD	WINNING PCT. RANK	LAST 10 GAMES	STRENGTH OF SCHEDULE	OPP. STRENGTH OF SCHEDULE	TEAM RPI	ADJ RPI	CONF. RPI	ADJ CONF. RPI	
DIV. I ONLY		15-18-0	.45455 186	5-5-0	289	257	257	.43798 257	30	30	
DIV. I NON-CONF.		10-9-0	.52632 128	2-0-0	254	195	140	.50373 140	28	28	
<hr/>											
TOTALS	RPI 1-25	RPI 26-50		W-L RECORDS	RPI 51-100		RPI 101-150		RPI 150+		
15-18-0	0-0-0	0-3-0		OVERALL	2-1-0		2-5-0		11-9-0		
5-4-0	0-0-0	0-0-0		HOME	0-0-0		0-0-0		5-4-0		
8-14-0	0-0-0	0-3-0		AWAY	2-1-0		2-5-0		4-5-0		
2-0-0	0-0-0	0-0-0		NEUTRAL	0-0-0		0-0-0		2-0-0		
10-9-0	0-0-0	0-3-0		NON-CONFERENCE	2-1-0		1-2-0		7-3-0		
2-0-0	0-0-0	0-0-0		HOME	0-0-0		0-0-0		2-0-0		
6-9-0	0-0-0	0-0-		AWAY	2-1-0		1-2-0		3-3-0		
2-0-0	0-0-0	0-0-0		NEUTRAL	0-0-0		0-0-0		2-0-0		
5-9-0	0-0-0	0-0-0		CONFERENCE	0-0-0		1-3-0		4-6-0		
3-4-0	0-0-0	0-0-0		HOME	0-0-0		0-0-0		3-4-0		
2-5-0	0-0-0	0-0-0		AWAY	0-0-0		1-3-0		1-2-0		
0-0-0	0-0-0	0-0-0		NEUTRAL	0-0-0		0-0-0		0-0-0		
RPI	S	Opponent	Score	RPI	S	Opponent	Score	RPI	S	Opponent	Score
34	A	Old Dominion	0 13	89	A	Seton Hall	2 10	123	A	Houston Baptist	5 11
34	A	Old Dominion	7 11	89	A	Seton Hall	2 1	123	A	Houston Baptist	4 2
34	A	Old Dominion	8 16	89	A	Seton Hall	6 2	123	A	Houston Baptist	1 14
								131	A	Bryant	2 7
								131	A	Bryant	5 8
								131	A	Bryant	8 4
								131	A	Bryant	11 13
								168	A	Nicholls St.	0 3
								202	H	Central Conn. St.	0 3
								202	H	Central Conn. St.	6 4
								202	H	Central Conn. St.	8 9
								202	H	Central Conn. St.	0 5
								205	A	Stony Brook	11 15
								205	A	Stony Brook	0 1
								253	A	Manhattan	11 3
								253	H	Manhattan	11 2
								272	A	Hofstra	9 6
								282	N	Grambling	7 3
								292	H	NYIT	9 5
								294	N	Southern U.	9 4
								296	A	Mt. St. Mary's	8 18
								296	A	Mt. St. Mary's	7 8
								296	A	Mt. St. Mary's	15 11
								296	H	Mt. St. Mary's	8 11
								296	H	Mt. St. Mary's	12 10
								296	H	Mt. St. Mary's	12 8
								298	A	Saint Peter's	12 10
LAST 10 GAMES											
292	H	NYIT	9 5	131	A	Bryant	11 13	296	A	Mt. St. Mary's	15 11
296	H	Mt. St. Mary's	12 8	131	A	Bryant	8 4	296	H	Mt. St. Mary's	8 11
296	H	Mt. St. Mary's	12 10	131	A	Bryant	5 8	296	H	Mt. St. Mary's	12 10
296	H	Mt. St. Mary's	8 11	131	A	Bryant	2 7	296	H	Mt. St. Mary's	12 8
253	A	Manhattan	11 3	202	H	Central Conn. St.	0 3	298	A	Saint Peter's	12 10

Non-Div. I Games:

LIU Brooklyn

Average RPI Win: 212		WON-LOST	WINNING	LAST 10	STRENGTH OF		OPP. STRENGTH	TEAM	ADJ	CONF.	ADJ CONF.
Average RPI Loss: 173		RECORD	PCT. RANK	GAMES	SCHEDULE		OF SCHEDULE	RPI	RPI	RPI	RPI
DIV. I ONLY		13-26-0	.33333	258	3-7-0		230	204	258	.43733	258
DIV. I NON-CONF.		8-16-0	.33333	243	1-2-0		268	242	257	.43512	257
TOTALS		RPI 1-25	RPI 26-50		W-L RECORDS		RPI 51-100		RPI 101-150		RPI 150+
13-26-0	0-1-0	0-0-0		OVERALL		1-3-0		0-0-0		12-22-0	
6-10-0	0-0-0	0-0-0		HOME		1-2-0		0-0-0		5-8-0	
7-16-0	0-1-0	0-0-0		AWAY		0-1-0		0-0-0		7-14-0	
0-0-0	0-0-0	0-0-0		NEUTRAL		0-0-0		0-0-0		0-0-0	
8-16-0	0-1-0	0-0-0		NON-CONFERENCE		0-1-0		0-0-0		8-14-0	
2-5-0	0-0-0	0-0-0		HOME		0-0-0		0-0-0		2-5-0	
6-11-0	0-1-0	0-0-		AWAY		0-1-0		0-0-0		6-9-0	
0-0-0	0-0-0	0-0-0		NEUTRAL		0-0-0		0-0-0		0-0-0	
5-10-0	0-0-0	0-0-0		CONFERENCE		1-2-0		0-0-0		4-8-0	
4-5-0	0-0-0	0-0-0		HOME		1-2-0		0-0-0		3-3-0	
1-5-0	0-0-0	0-0-0		AWAY		0-0-0		0-0-0		1-5-0	
0-0-0	0-0-0	0-0-0		NEUTRAL		0-0-0		0-0-0		0-0-0	
RPI S	Opponent	Score		RPI S	Opponent	Score		RPI S	Opponent	Score	
12 A	Virginia	2	13					84 H	Winthrop	9	7
								84 H	Winthrop	3	7
								84 H	Winthrop	4	15
								90 A	VCU	4	5
								155 A	Elon	0	7
								155 A	Elon	9	5
								155 A	Elon	5	10
								157 A	Wofford	5	6
								159 A	Gardner-Webb	2	4
								159 A	Gardner-Webb	2	7
								159 A	Gardner-Webb	3	4
								177 A	Radford	6	16
								177 A	Radford	0	10
								177 A	Radford	7	1
								180 H	Presbyterian	2	10
								180 H	Presbyterian	1	2
								180 H	Presbyterian	2	1
								183 A	UNCW	3	7
								183 A	UNCW	5	3
								183 A	UNCW	1	11
								191 A	VMI	3	4
								191 H	VMI	4	6
								194 H	Charleston So.	7	2
								194 H	Charleston So.	1	0
								194 H	Charleston So.	7	8
								212 H	Albany (NY)	11	6
								212 H	Albany (NY)	6	13
								212 H	Albany (NY)	3	11
								221 H	George Mason	5	6
								225 A	James Madison	0	16
								225 H	James Madison	3	4
LAST 10 GAMES				225 A	James Madison	0	16	180 H	Presbyterian	2	10
				84 H	Winthrop	3	7	180 H	Presbyterian	1	2
				84 H	Winthrop	4	15	180 H	Presbyterian	2	1
				84 H	Winthrop	9	7	259 H	N.C. Central	3	2
				12 A	Virginia	2	13	159 A	Gardner-Webb	2	7

Non-Div. I Games:

Longwood

RPI	S	Opponent	Score	
256	A	Richmond	7	11
259	A	N.C. Central	5	3
259	H	N.C. Central	3	2
265	A	USC Upstate	5	10
287	A	Savannah St.	5	4
287	A	Savannah St.	15	13
287	A	Savannah St.	7	3

Longwood

L
o
n
g
w
o
o
d

L
o
n
g
w
o
o
d

Average RPI Win: 220		WON-LOST	WINNING	LAST 10	STRENGTH OF	OPP. STRENGTH	TEAM	ADJ	CONF.	ADJ CONF.		
Average RPI Loss: 169		RECORD	PCT. RANK	GAMES	SCHEDULE	OF SCHEDULE	RPI	RPI	RPI	RPI		
DIV. I ONLY		18-25-0	.4186	210	2-8-0	237	254	259	.43603	259	27	27
DIV. I NON-CONF.		8-16-0	.33333	243	0-4-0	256	282	284	.40118	284	27	27
<hr/>												
TOTALS		RPI 1-25		RPI 26-50		W-L RECORDS		RPI 51-100		RPI 101-150		RPI 150+
18-25-0		0-0-0		0-0-0		OVERALL		3-6-0		0-4-0		15-15-0
14-13-0		0-0-0		0-0-0		HOME		3-2-0		0-2-0		11-9-0
4-11-0		0-0-0		0-0-0		AWAY		0-4-0		0-1-0		4-6-0
0-1-0		0-0-0		0-0-0		NEUTRAL		0-0-0		0-1-0		0-0-0
8-16-0		0-0-0		0-0-0		NON-CONFERENCE		0-1-0		0-4-0		8-11-0
7-10-0		0-0-0		0-0-0		HOME		0-0-0		0-2-0		7-8-0
1-5-0		0-0-0		0-0-		AWAY		0-1-0		0-1-0		1-3-0
0-1-0		0-0-0		0-0-0		NEUTRAL		0-0-0		0-1-0		0-0-0
10-9-0		0-0-0		0-0-0		CONFERENCE		3-5-0		0-0-0		7-4-0
7-3-0		0-0-0		0-0-0		HOME		3-2-0		0-0-0		4-1-0
3-6-0		0-0-0		0-0-0		AWAY		0-3-0		0-0-0		3-3-0
0-0-0		0-0-0		0-0-0		NEUTRAL		0-0-0		0-0-0		0-0-0
RPI	S	Opponent	Score	RPI	S	Opponent	Score	RPI	S	Opponent	Score	
								53	A	North Carolina St.	0	13
								73	A	Bethune-Cookman	1	13
								73	A	Bethune-Cookman	5	15
								73	A	Bethune-Cookman	5	7
								73	H	Bethune-Cookman	0	6
								73	H	Bethune-Cookman	10	2
								98	H	Florida A&M	5	17
								98	H	Florida A&M	8	0
								98	H	Florida A&M	13	6
										121	A	Duke
										121	H	Duke
										148	H	Appalachian St.
										148	N	Appalachian St.
										156	A	High Point
										156	H	High Point
										180	A	Presbyterian
										180	H	Presbyterian
										183	A	UNCW
										183	H	UNCW
										183	H	UNCW
										190	H	Navy
										190	H	Navy
										190	H	Navy
										220	A	N.C. A&T
										220	A	N.C. A&T
										220	A	N.C. A&T
										220	H	N.C. A&T
										220	H	N.C. A&T
										220	H	N.C. A&T
										234	H	Norfolk St.
										241	H	Campbell
										258	A	Longwood
										258	H	Longwood
										270	H	Iona
										270	H	Iona
										270	H	Iona
										270	H	Iona
										270	H	Iona
										270	H	Iona
										270	H	Iona
										270	H	Iona
										270	H	Iona
										270	H	Iona
										270	H	Iona
										270	H	Iona
										270	H	Iona
										270	H	Iona
										270	H	Iona
										270	H	Iona
										270	H	Iona
										270	H	Iona
										270	H	Iona
										270	H	Iona
										270	H	Iona
										270	H	Iona
										270	H	Iona
										270	H	Iona
										270	H	Iona
										270	H	Iona
										270	H	Iona
										270	H	Iona
										270	H	Iona
										270	H	Iona
										270	H	Iona
										270	H	Iona
										270	H	Iona
										270	H	Iona
										270	H	Iona
										270	H	Iona
										270	H	Iona
										270	H	Iona
										270	H	Iona
										270	H	Iona
										270	H	Iona
										270	H	Iona
										270	H	Iona
										270	H	Iona
										270	H	Iona
										270	H	Iona
										270	H	Iona
										270	H	Iona
										270	H	Iona

Non-Div. I Games:

N.C. Central

RPI	S	Opponent	Score	
287	A	Savannah St.	19	1
287	A	Savannah St.	10	1
287	A	Savannah St.	10	5
289	H	UMES	6	0
290	H	NJIT	10	1
290	H	NJIT	7	3
290	H	NJIT	4	3

N.C. Central

N
.
C
.
C
e
n
t
r
a
l

N
.
C
.
C
e
n
t
r
a
l

Average RPI Win:	228	WON-LOST RECORD	WINNING PCT. RANK	LAST 10 GAMES		STRENGTH OF SCHEDULE	OPP. STRENGTH OF SCHEDULE	TEAM RPI	ADJ RPI	CONF. RPI	ADJ CONF. RPI
Average RPI Loss:	188										
DIV. I ONLY		13-25-0	.34211 252	6-4-0		264	274	260	.43523 260	30	30
DIV. I NON-CONF.		7-19-0	.26923 258	2-1-0		260	265	255	.43559 255	28	28
TOTALS	RPI 1-25		RPI 26-50	W-L RECORDS		RPI 51-100			RPI 101-150		RPI 150+
13-25-0	0-0-0		0-0-0	OVERALL		2-4-0			0-2-0		11-19-0
4-4-0	0-0-0		0-0-0	HOME		0-0-0			0-0-0		4-4-0
9-21-0	0-0-0		0-0-0	AWAY		2-4-0			0-2-0		7-14-0
0-0-0	0-0-0		0-0-0	NEUTRAL		0-0-0			0-0-0		0-0-0
7-19-0	0-0-0		0-0-0	NON-CONFERENCE		2-4-0			0-0-0		5-15-0
0-1-0	0-0-0		0-0-0	HOME		0-0-0			0-0-0		0-1-0
7-18-0	0-0-0		0-0-	AWAY		2-4-0			0-0-0		5-14-0
0-0-0	0-0-0		0-0-0	NEUTRAL		0-0-0			0-0-0		0-0-0
6-6-0	0-0-0		0-0-0	CONFERENCE		0-0-0			0-2-0		6-4-0
4-3-0	0-0-0		0-0-0	HOME		0-0-0			0-0-0		4-3-0
2-3-0	0-0-0		0-0-0	AWAY		0-0-0			0-2-0		2-1-0
0-0-0	0-0-0		0-0-0	NEUTRAL		0-0-0			0-0-0		0-0-0
RPI S Opponent Score			RPI S Opponent Score			RPI S Opponent Score			RPI S Opponent Score		
						51 A Rhode Island 4 6			131 A Bryant 5 8		
						59 A Yale 9 6			131 A Bryant 5 7		
						67 A FGCU 1 5			151 A Fairfield 8 5		
						67 A FGCU 8 13			153 A Hawaii 5 6		
						67 A FGCU 10 5			153 A Hawaii 2 8		
						67 A FGCU 3 9			153 A Hawaii 1 4		
									153 A Hawaii 3 6		
									158 A Hartford 8 9		
									202 A Central Conn. St. 1 2		
									202 A Central Conn. St. 4 3		
									202 A Central Conn. St. 6 2		
									205 A Stony Brook 5 6		
									205 A Stony Brook 5 11		
									205 A Stony Brook 3 9		
									205 H Stony Brook 5 11		
									236 A Fordham 1 2		
									236 A Fordham 0 1		
									236 A Fordham 1 8		
									276 H Wagner 6 4		
									276 H Wagner 3 4		
									276 H Wagner 1 6		
				LAST 10 GAMES					281 A Seattle U 3 6		
				276 H Wagner 3 4		288 H Fairleigh Dickinson 15 9			281 A Seattle U 4 6		
				276 H Wagner 6 4		288 H Fairleigh Dickinson 6 5			281 A Seattle U 12 5		
				276 H Wagner 1 6		288 H Fairleigh Dickinson 6 5			281 A Seattle U 6 3		
				151 A Fairfield 8 5		59 A Yale 9 6			288 H Fairleigh Dickinson 8 13		
				288 H Fairleigh Dickinson 8 13		205 H Stony Brook 5 11			288 H Fairleigh Dickinson 6 5		

Non-Div. I Games:

Sacred Heart

RPI	S	Opponent	Score	
288	H	Fairleigh Dickinson	6	5
288	H	Fairleigh Dickinson	15	9
292	A	NYIT	6	0
292	A	NYIT	6	2
292	A	NYIT	3	4

Sacred Heart

S
a
c
r
e
d
H
e
a
r
t

S
a
c
r
e
d
H
e
a
r
t

Average RPI Win:	234	WON-LOST	WINNING	LAST 10	STRENGTH OF	OPP. STRENGTH	TEAM	ADJ	CONF.	ADJ CONF.	
Average RPI Loss:	149	RECORD	PCT. RANK	GAMES	SCHEDULE	OF SCHEDULE	RPI	RPI	RPI	RPI	
DIV. I ONLY	17-25-0	.40476	222	2-8-0	259	211	261	.43465	261	13	13
DIV. I NON-CONF.	12-11-0	.52174	133	1-3-0	285	272	251	.43939	251	14	14
<hr/>											
TOTALS	RPI 1-25	RPI 26-50		W-L RECORDS	RPI 51-100		RPI 101-150		RPI 150+		
17-25-0	0-0-0	0-2-0		OVERALL	0-2-0		4-12-0		13-9-0		
11-11-0	0-0-0	0-0-0		HOME	0-0-0		4-9-0		7-2-0		
5-12-0	0-0-0	0-2-0		AWAY	0-1-0		0-3-0		5-6-0		
1-2-0	0-0-0	0-0-0		NEUTRAL	0-1-0		0-0-0		1-1-0		
<hr/>											
12-11-0	0-0-0	0-2-0		NON-CONFERENCE	0-2-0		2-2-0		10-5-0		
9-4-0	0-0-0	0-0-0		HOME	0-0-0		2-2-0		7-2-0		
2-5-0	0-0-0	0-0-		AWAY	0-1-0		0-0-0		2-2-0		
1-2-0	0-0-0	0-0-0		NEUTRAL	0-1-0		0-0-0		1-1-0		
<hr/>											
5-14-0	0-0-0	0-0-0		CONFERENCE	0-0-0		2-10-0		3-4-0		
2-7-0	0-0-0	0-0-0		HOME	0-0-0		2-7-0		0-0-0		
3-7-0	0-0-0	0-0-0		AWAY	0-0-0		0-3-0		3-4-0		
0-0-0	0-0-0	0-0-0		NEUTRAL	0-0-0		0-0-0		0-0-0		
<hr/>											
RPI	S	Opponent	Score	RPI	S	Opponent	Score	RPI	S	Opponent	Score
				31	A	Houston	1 8	88	N	Notre Dame	10 12
				44	A	Texas A&M	5 12	93	A	UTSA	0 16
										122	H SFA
											6 19
										122	H SFA
											3 22
										122	H SFA
											8 21
										123	H Houston Baptist
											0 6
										123	H Houston Baptist
											1 3
										123	H Houston Baptist
											2 5
										125	A Lamar University
											2 5
										125	A Lamar University
											6 9
										125	A Lamar University
											1 3
										126	H Central Mich.
											5 25
										126	H Central Mich.
											2 5
										126	H Central Mich.
											11 10
										126	H Central Mich.
											10 4
										130	H Central Ark.
											10 15
										130	H Central Ark.
											5 3
										130	H Central Ark.
											9 8
										161	N Saint Louis
											3 6
										168	A Nicholls St.
											8 9
										168	A Nicholls St.
											5 4
										168	A Nicholls St.
											1 4
										211	A A&M-Corpus Christi
											8 10
				LAST 10 GAMES						230	H UTRGV
											4 6
				230	H	UTRGV	4 6	93	A	UTSA	0 16
				285	A	Prairie View	17 4	168	A	Nicholls St.	8 9
				123	H	Houston Baptist	1 3	168	A	Nicholls St.	5 4
				123	H	Houston Baptist	0 6	168	A	Nicholls St.	1 4
				123	H	Houston Baptist	2 5	264	A	Utah Valley	8 11
								264	A	Utah Valley	0 5
								251	A	Abilene Christian	6 3
								251	A	Abilene Christian	5 4
								251	A	Abilene Christian	0 5
								256	H	Richmond	5 7
								264	A	Utah Valley	0 5

RPI	S	Opponent	Score	
264	A	Utah Valley	6	4
264	A	Utah Valley	8	11
268	H	Texas Southern	7	5
268	H	Texas Southern	17	9
277	H	Omaha	3	0
277	H	Omaha	9	6
277	H	Omaha	12	11
285	A	Prairie View	17	4
285	H	Prairie View	11	1
295	H	Lafayette	6	5
295	N	Lafayette	4	3

Incarnate Word

I
n
c
a
r
n
a
t
e
W
o
r
d

I
n
c
a
r
n
a
t
e
W
o
r
d

Average RPI Win:	194	WON-LOST	WINNING	LAST 10	STRENGTH OF	OPP. STRENGTH	TEAM	ADJ	CONF.	ADJ CONF.	
Average RPI Loss:	172	RECORD	PCT. RANK	GAMES	SCHEDULE	OF SCHEDULE	RPI	RPI	RPI	RPI	
DIV. I ONLY	12-27-0	.30769	267	4-6-0	218	263	262	.43367	262	23	23
DIV. I NON-CONF.	6-14-0	.3	250	2-1-0	233	229	244	.44493	244	21	21
<hr/>											
TOTALS	RPI 1-25	RPI 26-50		W-L RECORDS		RPI 51-100		RPI 101-150		RPI 150+	
12-27-0	0-0-0	0-0-0		OVERALL		3-6-0		0-6-0		9-15-0	
5-8-0	0-0-0	0-0-0		HOME		1-3-0		0-2-0		4-3-0	
7-17-0	0-0-0	0-0-0		AWAY		2-3-0		0-4-0		5-10-0	
0-2-0	0-0-0	0-0-0		NEUTRAL		0-0-0		0-0-0		0-2-0	
<hr/>											
6-14-0	0-0-0	0-0-0		NON-CONFERENCE		2-4-0		0-1-0		4-9-0	
1-2-0	0-0-0	0-0-0		HOME		0-1-0		0-0-0		1-1-0	
5-10-0	0-0-0	0-0-		AWAY		2-3-0		0-1-0		3-6-0	
0-2-0	0-0-0	0-0-0		NEUTRAL		0-0-0		0-0-0		0-2-0	
<hr/>											
6-13-0	0-0-0	0-0-0		CONFERENCE		1-2-0		0-5-0		5-6-0	
4-6-0	0-0-0	0-0-0		HOME		1-2-0		0-2-0		3-2-0	
2-7-0	0-0-0	0-0-0		AWAY		0-0-0		0-3-0		2-4-0	
0-0-0	0-0-0	0-0-0		NEUTRAL		0-0-0		0-0-0		0-0-0	
<hr/>											
RPI	S	Opponent	Score	RPI	S	Opponent	Score	RPI	S	Opponent	Score
				64 A Georgia Tech 6 15				124 A Ill.-Chicago 0 1			
				64 A Georgia Tech 6 14				124 A Ill.-Chicago 2 10			
				64 A Georgia Tech 12 3				124 A Ill.-Chicago 0 3			
				68 A Kent St. 11 6				124 H Ill.-Chicago 2 6			
				68 H Kent St. 3 6				124 H Ill.-Chicago 2 23			
				75 H Wright St. 8 11				147 A Austin Peay 2 9			
				75 H Wright St. 5 2				162 A Canisius 4 2			
				75 H Wright St. 4 16				163 A Ohio St. 8 12			
				91 A Morehead St. 9 23				185 N Indiana St. 4 14			
								214 A Eastern Ky. 3 8			
								214 A Eastern Ky. 0 11			
								214 A Eastern Ky. 6 11			
								216 H Oakland 12 4			
								216 H Oakland 5 4			
								216 H Oakland 6 10			
								218 H Ohio 5 6			
								247 A Northern Ky. 8 15			
								247 A Northern Ky. 8 7			
								247 A Northern Ky. 3 6			
								248 A Milwaukee 0 3			
				248 A Milwaukee 6 5							
				248 A Milwaukee 5 14							
				248 H Milwaukee 5 1							
				248 H Milwaukee 2 5							
				256 A Richmond 1 7							
				256 A Richmond 2 5							
				256 A Richmond 8 5							
<hr/>											
LAST 10 GAMES				263 H Bowling Green 6 5				248 H Milwaukee 2 5			
162 A Canisius 4 2				68 H Kent St. 3 6				248 A Milwaukee 6 5			
248 H Milwaukee 5 1				248 A Milwaukee 0 3				256 A Richmond 1 7			
248 H Milwaukee 2 5				248 A Milwaukee 5 14				256 A Richmond 2 5			
124 H Ill.-Chicago 2 6											
124 H Ill.-Chicago 2 23											

Non-Div. I Games:

Youngstown St.

RPI	S	Opponent	Score	
263	A	Bowling Green	3	1
263	H	Bowling Green	6	5
273	N	Illinois St.	7	13

Youngstown St.

Y
o
u
n
g
s
t
o
w
n
s
t
.

Y
o
u
n
g
s
t
o
w
n
s
t
.

Average RPI Win:	184	WON-LOST	WINNING	LAST 10	STRENGTH OF	OPP. STRENGTH	TEAM	ADJ	CONF.	ADJ CONF.	
Average RPI Loss:	154	RECORD	PCT. RANK	GAMES	SCHEDULE	OF SCHEDULE	RPI	RPI	RPI	RPI	
DIV. I ONLY	10-26-0	.27778	277	2-8-0	204	212	263	.43354	263	22	22
DIV. I NON-CONF.	4-15-0	.21053	275	0-1-0	160	241	262	.43179	262	17	17
<hr/>											
TOTALS	RPI 1-25	RPI 26-50		W-L RECORDS		RPI 51-100		RPI 101-150		RPI 150+	
10-26-0	0-0-0	0-3-0		OVERALL		2-4-0		1-7-0		7-12-0	
3-7-0	0-0-0	0-0-0		HOME		1-0-0		1-2-0		1-5-0	
4-18-0	0-0-0	0-3-0		AWAY		1-4-0		0-5-0		3-6-0	
3-1-0	0-0-0	0-0-0		NEUTRAL		0-0-0		0-0-0		3-1-0	
<hr/>											
4-15-0	0-0-0	0-3-0		NON-CONFERENCE		1-3-0		0-2-0		3-7-0	
0-3-0	0-0-0	0-0-0		HOME		0-0-0		0-0-0		0-3-0	
1-11-0	0-0-0	0-0-		AWAY		1-3-0		0-2-0		0-3-0	
3-1-0	0-0-0	0-0-0		NEUTRAL		0-0-0		0-0-0		3-1-0	
<hr/>											
6-11-0	0-0-0	0-0-0		CONFERENCE		1-1-0		1-5-0		4-5-0	
3-4-0	0-0-0	0-0-0		HOME		1-0-0		1-2-0		1-2-0	
3-7-0	0-0-0	0-0-0		AWAY		0-1-0		0-3-0		3-3-0	
0-0-0	0-0-0	0-0-0		NEUTRAL		0-0-0		0-0-0		0-0-0	
<hr/>											
RPI S	Opponent	Score	RPI S	Opponent	Score	RPI S	Opponent	Score	RPI S	Opponent	Score
			44 A	Texas A&M	1 15	68 A	Kent St.	0 3	116 A	Jacksonville St.	0 5
			44 A	Texas A&M	5 16	68 H	Kent St.	9 3	126 H	Central Mich.	3 2
			44 A	Texas A&M	2 19	91 A	Morehead St.	6 9	126 H	Central Mich.	2 8
						91 A	Morehead St.	6 5	126 H	Central Mich.	7 8
						91 A	Morehead St.	7 11	132 A	Ball St.	6 13
						100 A	Middle Tenn.	8 20	132 A	Ball St.	5 23
									132 A	Ball St.	4 7
									145 A	Belmont	5 7
									178 A	Lipscomb	0 2
									182 A	Eastern Mich.	6 7
									182 A	Eastern Mich.	0 3
									182 A	Eastern Mich.	6 2
									189 H	Niagara	2 3
									189 H	Niagara	1 3
									206 H	Toledo	5 4
									206 H	Toledo	4 8
									206 H	Toledo	4 20
									215 N	Georgia St.	6 3
									215 N	Georgia St.	4 1
									233 N	Army West Point	5 0
									233 N	Army West Point	0 5
									252 A	Northern Ill.	0 11
									252 A	Northern Ill.	9 1
									252 A	Northern Ill.	7 4
									262 A	Youngstown St.	5 6
									262 H	Youngstown St.	1 3
									275 A	Dayton	1 3
<hr/>											
LAST 10 GAMES											
			68 A	Kent St.	0 3	132 A	Ball St.	6 13	252 A	Northern Ill.	9 1
			126 H	Central Mich.	2 8	132 A	Ball St.	5 23	252 A	Northern Ill.	7 4
			126 H	Central Mich.	3 2	132 A	Ball St.	4 7	262 A	Youngstown St.	5 6
			126 H	Central Mich.	7 8	68 H	Kent St.	9 3	262 H	Youngstown St.	1 3
			262 A	Youngstown St.	5 6	206 H	Toledo	4 8	275 A	Dayton	1 3

Non-Div. I Games:

Bowling Green

U
t
a
h
v
a
l
l
e
y

Utah Valley

RPI	S	Opponent	Score	
230	A	UTRGV	4	3
230	A	UTRGV	4	1
261	H	Incarnate Word	11	8
261	H	Incarnate Word	5	0
261	H	Incarnate Word	4	6
286	H	Chicago St.	3	4
286	H	Chicago St.	4	1
286	H	Chicago St.	11	10

Utah Valley

Average RPI Win:	200	WON-LOST	WINNING	LAST 10	STRENGTH OF	OPP. STRENGTH	TEAM	ADJ	CONF.	ADJ CONF.	
Average RPI Loss:	150	RECORD	PCT. RANK	GAMES	SCHEDULE	OF SCHEDULE	RPI	RPI	RPI	RPI	
DIV. I ONLY	18-25-0	.4186	210	4-6-0	250	142	265	.43046	265	20	20
DIV. I NON-CONF.	15-16-0	.48387	165	2-1-0	277	172	265	.42926	265	22	22
<hr/>											
TOTALS	RPI 1-25	RPI 26-50		W-L RECORDS		RPI 51-100		RPI 101-150		RPI 150+	
18-25-0	0-0-0	0-0-0		OVERALL		2-4-0		1-10-0		15-11-0	
15-17-0	0-0-0	0-0-0		HOME		1-2-0		0-7-0		14-8-0	
2-8-0	0-0-0	0-0-0		AWAY		1-2-0		1-3-0		0-3-0	
1-0-0	0-0-0	0-0-0		NEUTRAL		0-0-0		0-0-0		1-0-0	
<hr/>											
15-16-0	0-0-0	0-0-0		NON-CONFERENCE		1-2-0		1-7-0		13-7-0	
13-13-0	0-0-0	0-0-0		HOME		1-2-0		0-7-0		12-4-0	
1-3-0	0-0-0	0-0-		AWAY		0-0-0		1-0-0		0-3-0	
1-0-0	0-0-0	0-0-0		NEUTRAL		0-0-0		0-0-0		1-0-0	
<hr/>											
3-9-0	0-0-0	0-0-0		CONFERENCE		1-2-0		0-3-0		2-4-0	
2-4-0	0-0-0	0-0-0		HOME		0-0-0		0-0-0		2-4-0	
1-5-0	0-0-0	0-0-0		AWAY		1-2-0		0-3-0		0-0-0	
0-0-0	0-0-0	0-0-0		NEUTRAL		0-0-0		0-0-0		0-0-0	
<hr/>											
RPI	S	Opponent	Score	RPI	S	Opponent	Score	RPI	S	Opponent	Score
				67 A FGCU 3 1				106 H Rutgers 1 5			
				67 A FGCU 6 11				106 H Rutgers 3 11			
				67 A FGCU 6 7				106 H Rutgers 7 10			
				75 H Wright St. 1 5				120 H Virginia Tech 2 8			
				86 H Pittsburgh 1 3				120 H Virginia Tech 3 11			
				86 H Pittsburgh 9 5				120 H Virginia Tech 8 9			
								143 A Kennesaw St. 2 9			
								143 A Kennesaw St. 5 8			
								143 A Kennesaw St. 0 4			
								144 A Furman 14 7			
								144 H Furman 4 7			
								157 A Wofford 2 4			
								157 H Wofford 14 10			
								159 H Gardner-Webb 5 10			
								178 H Lipscomb 16 7			
								178 H Lipscomb 3 5			
								178 H Lipscomb 4 19			
								180 H Presbyterian 5 4			
								194 A Charleston So. 3 4			
								194 H Charleston So. 5 1			
				194 N Charleston So. 10 4							
				198 A UNC Asheville 4 8							
				198 H UNC Asheville 10 9							
				200 H Stetson 0 11							
				200 H Stetson 4 6							
				200 H Stetson 5 2							
				194 H Charleston So. 5 1							
				198 A UNC Asheville 4 8							
				143 A Kennesaw St. 2 9							
				209 H Monmouth 14 5							

Non-Div. I Games:

USC Upstate

RPI	S	Opponent	Score	
219	H	Georgetown	12	0
225	H	James Madison	1	2
245	H	Quinnipiac	5	3
245	H	Quinnipiac	5	3
245	H	Quinnipiac	3	11
258	H	Longwood	10	5
271	H	La Salle	7	3
271	H	La Salle	6	3
271	H	La Salle	1	8
275	H	Dayton	21	20

USC Upstate

Average RPI Win:	142	WON-LOST RECORD	WINNING PCT. RANK	LAST 10 GAMES	STRENGTH OF SCHEDULE	OPP. STRENGTH OF SCHEDULE	TEAM RPI	ADJ RPI	CONF. RPI	ADJ CONF. RPI				
DIV. I ONLY		8-31-0	.20513	291	1-9-0	105	173	266	.42702	266	12	12		
DIV. I NON-CONF.		4-20-0	.16667	282	0-2-0	113	183	280	.4115	280	11	11		
<hr/>														
TOTALS	RPI 1-25	RPI 26-50		W-L RECORDS		RPI 51-100		RPI 101-150		RPI 150+				
8-31-0	0-1-0	2-3-0		OVERALL		2-11-0		1-8-0		3-8-0				
6-20-0	0-0-0	2-3-0		HOME		1-5-0		1-7-0		2-5-0				
2-11-0	0-1-0	0-0-0		AWAY		1-6-0		0-1-0		1-3-0				
0-0-0	0-0-0	0-0-0		NEUTRAL		0-0-0		0-0-0		0-0-0				
<hr/>														
4-20-0	0-1-0	2-3-0		NON-CONFERENCE		0-4-0		0-6-0		2-6-0				
4-13-0	0-0-0	2-3-0		HOME		0-0-0		0-5-0		2-5-0				
0-7-0	0-1-0	0-0-		AWAY		0-4-0		0-1-0		0-1-0				
0-0-0	0-0-0	0-0-0		NEUTRAL		0-0-0		0-0-0		0-0-0				
<hr/>														
4-11-0	0-0-0	0-0-0		CONFERENCE		2-7-0		1-2-0		1-2-0				
2-7-0	0-0-0	0-0-0		HOME		1-5-0		1-2-0		0-0-0				
2-4-0	0-0-0	0-0-0		AWAY		1-2-0		0-0-0		1-2-0				
0-0-0	0-0-0	0-0-0		NEUTRAL		0-0-0		0-0-0		0-0-0				
<hr/>														
RPI	S	Opponent	Score		RPI	S	Opponent	Score		RPI	S	Opponent	Score	
18	A	Stanford	2	8	30	H	Michigan	3	10	55	A	Oregon	1	2
					46	H	UConn	9	5	55	A	Oregon	2	6
					50	H	Washington	4	3	55	A	Oregon	0	10
					50	H	Washington	2	5	55	A	Oregon	0	3
					50	H	Washington	1	8	61	H	San Diego	1	11
										61	H	San Diego	2	9
										61	H	San Diego	15	12
										69	H	Gonzaga	6	7
										69	H	Gonzaga	7	13
										69	H	Gonzaga	8	9
										76	A	Loyola Marymount	10	3
										76	A	Loyola Marymount	3	6
										76	A	Loyola Marymount	1	5
												Purdue	5	10
												Purdue	7	8
												Purdue	0	3
												Purdue	4	12
												San Francisco	2	4
												San Francisco	7	12
												San Francisco	3	2
												Cal Poly	0	15
												Cal Poly	7	11
												Saint Louis	3	5
												Creighton	1	3
												San Jose St.	2	4
												San Jose St.	8	13
												Northwestern	3	2
												Northwestern	1	7
												Northwestern	8	1
												Northwestern	9	15
												Portland	2	3
												Portland	5	7
												Portland	7	4
<hr/>														
LAST 10 GAMES														
18	A	Stanford	2	8	69	H	Gonzaga	7	13					
127	H	San Francisco	7	12	69	H	Gonzaga	6	7					
127	H	San Francisco	2	4	137	A	Cal Poly	0	15					
127	H	San Francisco	3	2	76	A	Loyola Marymount	1	5					
69	H	Gonzaga	8	9	76	A	Loyola Marymount	3	6					

Non-Div. I Games:

Santa Clara

Average RPI Win:	220	WON-LOST RECORD	WINNING PCT. RANK	LAST 10 GAMES	STRENGTH OF SCHEDULE	OPP. STRENGTH OF SCHEDULE	TEAM RPI	ADJ RPI	CONF. RPI	ADJ CONF. RPI						
DIV. I ONLY		12-27-0	.30769	267	4-6-0	239	239	267	.42598	267	15	15				
DIV. I NON-CONF.		8-22-0	.26667	262	0-5-0	225	225	273	.42108	272	12	12				
<hr/>																
TOTALS	RPI 1-25	RPI 26-50		W-L RECORDS		RPI 51-100		RPI 101-150		RPI 150+						
12-27-0	0-1-0	0-4-0		OVERALL		0-0-0		2-2-0		10-20-0						
5-11-0	0-0-0	0-0-0		HOME		0-0-0		1-0-0		4-11-0						
7-15-0	0-1-0	0-4-0		AWAY		0-0-0		1-2-0		6-8-0						
0-1-0	0-0-0	0-0-0		NEUTRAL		0-0-0		0-0-0		0-1-0						
8-22-0	0-1-0	0-4-0		NON-CONFERENCE		0-0-0		2-2-0		6-15-0						
4-9-0	0-0-0	0-0-0		HOME		0-0-0		1-0-0		3-9-0						
4-12-0	0-1-0	0-0-		AWAY		0-0-0		1-2-0		3-5-0						
0-1-0	0-0-0	0-0-0		NEUTRAL		0-0-0		0-0-0		0-1-0						
4-5-0	0-0-0	0-0-0		CONFERENCE		0-0-0		0-0-0		4-5-0						
1-2-0	0-0-0	0-0-0		HOME		0-0-0		0-0-0		1-2-0						
3-3-0	0-0-0	0-0-0		AWAY		0-0-0		0-0-0		3-3-0						
0-0-0	0-0-0	0-0-0		NEUTRAL		0-0-0		0-0-0		0-0-0						
RPI	S	Opponent	Score		RPI	S	Opponent	Score		RPI	S	Opponent	Score			
19	A	Vanderbilt	4	7	26	A	Indiana	3	6			130	A	Central Ark.	9	16
					27	A	Southern Miss.	2	18			130	A	Central Ark.	9	10
					27	A	Southern Miss.	10	14			130	A	Central Ark.	9	3
					27	A	Southern Miss.	2	9			147	H	Austin Peay	6	1
												172	A	Southern Ill.	3	8
												172	A	Southern Ill.	2	5
												172	A	Southern Ill.	2	3
												178	A	Lipscomb	1	4
												178	A	Lipscomb	10	5
												178	A	Lipscomb	3	4
												184	A	UT Martin	8	9
												184	H	UT Martin	4	12
												185	H	Indiana St.	4	1
												185	H	Indiana St.	1	9
												185	H	Indiana St.	3	5
												196	H	Murray St.	4	5
												196	N	Murray St.	1	8
												203	H	Western Mich.	6	5
												203	H	Western Mich.	3	4
												203	H	Western Mich.	2	11
												241	A	Campbell	6	2
												241	A	Campbell	13	9
												241	A	Campbell	1	8
												244	A	SIUE	2	5
												244	H	SIUE	7	8
												248	H	Milwaukee	5	7
												248	H	Milwaukee	2	8

Non-Div. I Games: Southern Ind. 5 1

Evansville

RPI	S	Opponent	Score	
248	H	Milwaukee	6	4
248	H	Milwaukee	2	0
252	H	Northern Ill.	0	1
252	H	Northern Ill.	2	5
273	A	Illinois St.	8	1
273	A	Illinois St.	12	9
273	A	Illinois St.	1	0

Evansville

E
v
a
n
s
v
i
l
l
e

E
v
a
n
s
v
i
l
l
e

Average RPI Win:		265	WON-LOST RECORD		WINNING PCT. RANK		LAST 10 GAMES		STRENGTH OF SCHEDULE		OPP. STRENGTH OF SCHEDULE		TEAM RPI		ADJ RPI		CONF. RPI		ADJ CONF. RPI		
DIV. I ONLY			15-25-0		.375	236	5-5-0		276		293		268		.42535		268	31		31	
DIV. I NON-CONF.			2-15-0		.11765	291	0-1-0		108		201		261		.43247		261	31		31	
TOTALS		RPI 1-25		RPI 26-50		W-L RECORDS		RPI 51-100		RPI 101-150		RPI 150+									
15-25-0		0-2-0		0-1-0		OVERALL		0-0-0		1-4-0		14-18-0									
9-2-0		0-0-0		0-0-0		HOME		0-0-0		0-0-0		9-2-0									
6-22-0		0-0-0		0-1-0		AWAY		0-0-0		1-4-0		5-14-0									
0-1-0		0-0-0		0-0-0		NEUTRAL		0-0-0		0-0-0		0-1-0									
2-15-0		0-2-0		0-1-0		NON-CONFERENCE		0-0-0		1-4-0		1-8-0									
0-0-0		0-0-0		0-0-0		HOME		0-0-0		0-0-0		0-0-0									
2-15-0		0-2-0		0-0-		AWAY		0-0-0		1-4-0		1-8-0									
0-0-0		0-0-0		0-0-0		NEUTRAL		0-0-0		0-0-0		0-0-0									
13-10-0		0-0-0		0-0-0		CONFERENCE		0-0-0		0-0-0		13-10-0									
9-2-0		0-0-0		0-0-0		HOME		0-0-0		0-0-0		9-2-0									
4-7-0		0-0-0		0-0-0		AWAY		0-0-0		0-0-0		4-7-0									
0-1-0		0-0-0		0-0-0		NEUTRAL		0-0-0		0-0-0		0-1-0									
RPI	S	Opponent		Score		RPI	S	Opponent		Score		RPI	S	Opponent		Score					
5	A	Texas Tech		7	14	31	A	Houston		3	16	122	A	SFA		0	14				
5	A	Texas Tech		4	8							122	A	SFA		0	7				
												123	A	Houston Baptist		4	1				
												125	A	Lamar University		2	5				
												125	A	Lamar University		2	3				
												168	A	Nicholls St.		3	2				
												168	A	Nicholls St.		1	10				
												168	A	Nicholls St.		1	2				
												223	A	Jackson St.		1	11				
												223	A	Jackson St.		4	12				
												223	N	Jackson St.		0	15				
												230	A	UTRGV		4	5				
												230	A	UTRGV		2	12				
												230	A	UTRGV		0	9				
												230	A	UTRGV		4	11				
												261	A	Incarnate Word		5	7				
												261	A	Incarnate Word		9	17				
												278	A	Ark.-Pine Bluff		7	2				
												278	A	Ark.-Pine Bluff		9	5				
												278	A	Ark.-Pine Bluff		3	4				
												278	H	Ark.-Pine Bluff		11	14				
												278	H	Ark.-Pine Bluff		9	5				
												278	H	Ark.-Pine Bluff		7	4				
												282	H	Grambling		5	6				
												282	H	Grambling		12	11				
												282	H	Grambling		6	5				
												285	A	Prairie View		6	4				
LAST 10 GAMES																					
						125	A	Lamar University		2	3	285	H	Prairie View		3	0				
						278	A	Ark.-Pine Bluff		7	2	285	H	Prairie View		8	6				
						278	A	Ark.-Pine Bluff		9	5	294	A	Southern U.		5	8				
						278	A	Ark.-Pine Bluff		3	4	294	A	Southern U.		11	12				
						285	H	Prairie View		8	4	294	A	Southern U.		6	8				

Non-Div. I Games:

Texas Southern

Texas Southern

Average RPI Win: 261		WON-LOST	WINNING	LAST 10	STRENGTH OF		OPP. STRENGTH	TEAM	ADJ	CONF.	ADJ CONF.
Average RPI Loss: 168		RECORD	PCT. RANK	GAMES	SCHEDULE		OF SCHEDULE	RPI	RPI	RPI	RPI
DIV. I ONLY		13-23-0	.36111	246	7-3-0		278	279	269	.42326	269
DIV. I NON-CONF.		3-15-0	.16667	282	2-1-0		158	196	268	.42808	268
TOTALS		RPI 1-25	RPI 26-50		W-L RECORDS		RPI 51-100		RPI 101-150		RPI 150+
13-23-0		0-4-0	0-0-0		OVERALL		1-2-0		0-4-0		12-13-0
6-4-0		0-0-0	0-0-0		HOME		0-0-0		0-0-0		6-4-0
7-17-0		0-2-0	0-0-0		AWAY		1-2-0		0-4-0		6-9-0
0-2-0		0-2-0	0-0-0		NEUTRAL		0-0-0		0-0-0		0-0-0
3-15-0		0-4-0	0-0-0		NON-CONFERENCE		0-0-0		0-4-0		3-7-0
1-0-0		0-0-0	0-0-0		HOME		0-0-0		0-0-0		1-0-0
2-13-0		0-2-0	0-0-		AWAY		0-0-0		0-4-0		2-7-0
0-2-0		0-2-0	0-0-0		NEUTRAL		0-0-0		0-0-0		0-0-0
10-8-0		0-0-0	0-0-0		CONFERENCE		1-2-0		0-0-0		9-6-0
5-4-0		0-0-0	0-0-0		HOME		0-0-0		0-0-0		5-4-0
5-4-0		0-0-0	0-0-0		AWAY		1-2-0		0-0-0		4-2-0
0-0-0		0-0-0	0-0-0		NEUTRAL		0-0-0		0-0-0		0-0-0
RPI S	Opponent	Score	RPI S	Opponent	Score	RPI S	Opponent	Score	RPI S	Opponent	Score
5 N	Texas Tech	1 15				97 A	Oral Roberts	0 3	102 A	Iowa	1 4
5 N	Texas Tech	5 13				97 A	Oral Roberts	0 1	129 A	Southeast Mo. St.	2 22
17 A	Mississippi St.	2 8				97 A	Oral Roberts	5 2	129 A	Southeast Mo. St.	1 5
17 A	Mississippi St.	9 10							129 A	Southeast Mo. St.	4 5
									161 A	Saint Louis	6 7
									172 A	Southern Ill.	2 12
									172 A	Southern Ill.	6 8
									172 A	Southern Ill.	2 3
									239 H	South Dakota St.	8 4
									239 H	South Dakota St.	7 2
									239 H	South Dakota St.	5 13
									244 A	SIUE	3 9
									244 H	SIUE	21 4
									273 A	Illinois St.	4 1
									274 H	North Dakota St.	0 1
									274 H	North Dakota St.	5 7
									274 H	North Dakota St.	5 1
									275 A	Dayton	1 4
									275 A	Dayton	0 6
									275 A	Dayton	7 5
									277 A	Omaha	2 4
									277 A	Omaha	11 10
									277 A	Omaha	14 4
									299 A	Fort Wayne	0 2
									299 A	Fort Wayne	15 5
									299 A	Fort Wayne	7 4
									299 H	Fort Wayne	6 5
LAST 10 GAMES			LAST 10 GAMES			LAST 10 GAMES			LAST 10 GAMES		
273 A	Illinois St.	4 1	239 H	South Dakota St.	5 13	277 A	Omaha	11 10	277 A	Omaha	14 4
299 A	Fort Wayne	15 5	239 H	South Dakota St.	8 4	299 A	Fort Wayne	0 2	299 A	Fort Wayne	15 5
299 A	Fort Wayne	0 2	239 H	South Dakota St.	7 2	299 A	Fort Wayne	7 4	299 A	Fort Wayne	7 4
299 A	Fort Wayne	7 4	102 A	Iowa	1 4	299 H	Fort Wayne	6 5			
244 H	SIUE	21 4	277 A	Omaha	11 10						

Non-Div. I Games: St. Ambrose 9 0 Robert Morris-Peoria 12 1

Western Ill.

Western Illinois.

Western Illinois.

Western Ill.

Average RPI Win:	245	WON-LOST RECORD	WINNING PCT. RANK	LAST 10 GAMES	STRENGTH OF SCHEDULE	OPP. STRENGTH OF SCHEDULE	TEAM RPI	ADJ RPI	CONF. RPI	ADJ CONF. RPI	
Average RPI Loss:	200										
DIV. I ONLY	14-17-0	.45161	188	5-5-0	288	265	270	.42262	270	26	26
DIV. I NON-CONF.	7-12-0	.36842	230	1-3-0	298	276	279	.41582	279	25	25
<hr/>											
TOTALS	RPI 1-25	RPI 26-50		W-L RECORDS	RPI 51-100		RPI 101-150		RPI 150+		
14-17-0	0-0-0	0-1-0		OVERALL	0-1-0		1-3-0		13-12-0		
7-5-0	0-0-0	0-0-0		HOME	0-0-0		0-1-0		7-4-0		
5-9-0	0-0-0	0-0-0		AWAY	0-1-0		0-0-0		5-8-0		
2-3-0	0-0-0	0-1-0		NEUTRAL	0-0-0		1-2-0		1-0-0		
<hr/>											
7-12-0	0-0-0	0-1-0		NON-CONFERENCE	0-1-0		0-1-0		7-9-0		
1-2-0	0-0-0	0-0-0		HOME	0-0-0		0-1-0		1-1-0		
5-9-0	0-0-0	0-0-		AWAY	0-1-0		0-0-0		5-8-0		
1-1-0	0-0-0	0-1-0		NEUTRAL	0-0-0		0-0-0		1-0-0		
<hr/>											
7-5-0	0-0-0	0-0-0		CONFERENCE	0-0-0		1-2-0		6-3-0		
6-3-0	0-0-0	0-0-0		HOME	0-0-0		0-0-0		6-3-0		
0-0-0	0-0-0	0-0-0		AWAY	0-0-0		0-0-0		0-0-0		
1-2-0	0-0-0	0-0-0		NEUTRAL	0-0-0		1-2-0		0-0-0		
<hr/>											
RPI S	Opponent	Score	RPI S	Opponent	Score	RPI S	Opponent	Score	RPI S	Opponent	Score
			40 N	St. John's (NY)	3 4	59 A	Yale	5 9	106 H	Rutgers	3 12
									146 N	Marist	3 10
									146 N	Marist	3 1
									146 N	Marist	1 5
									198 A	UNC Asheville	2 4
									198 A	UNC Asheville	4 1
									198 A	UNC Asheville	8 10
									205 A	Stony Brook	2 13
									212 H	Albany (NY)	4 8
									232 H	Rider	7 2
									232 H	Rider	8 10
									232 H	Rider	6 4
									236 A	Fordham	3 10
									240 N	Towson	3 1
									245 H	Quinnipiac	12 4
									245 H	Quinnipiac	0 1
									245 H	Quinnipiac	2 1
									253 H	Manhattan	4 1
									253 H	Manhattan	1 4
									253 H	Manhattan	5 2
									259 A	N.C. Central	3 1
									259 A	N.C. Central	12 6
									259 A	N.C. Central	5 7
									283 A	Lehigh	5 7
									289 A	UMES	3 4
									289 A	UMES	2 0
									289 A	UMES	1 6
<hr/>											
LAST 10 GAMES											
			212 H	Albany (NY)	4 8	283 A	Lehigh	5 7	259 A	N.C. Central	5 7
			253 H	Manhattan	4 1	245 H	Quinnipiac	2 1	283 A	Lehigh	5 7
			253 H	Manhattan	1 4	245 H	Quinnipiac	0 1	289 A	UMES	3 4
			253 H	Manhattan	5 2	245 H	Quinnipiac	12 4	289 A	UMES	2 0
			59 A	Yale	5 9	292 H	NYIT	13 4	289 A	UMES	1 6

Non-Div. I Games:

Iona

RPI	S	Opponent	Score	
292	A	NYIT	9	1
292	H	NYIT	13	4

Iona

I
o
n
a

I
o
n
a

Average RPI Win: 227		WON-LOST	WINNING	LAST 10	STRENGTH OF	OPP. STRENGTH	TEAM	ADJ	CONF.	ADJ CONF.							
Average RPI Loss: 171		RECORD	PCT. RANK	GAMES	SCHEDULE	OF SCHEDULE	RPI	RPI	RPI	RPI							
DIV. I ONLY		8-29-0	.21622	289	2-8-0	183	252	271	.42073	271	24	24					
DIV. I NON-CONF.		6-19-0	.24	267	1-4-0	180	273	260	.43363	260	24	24					
<hr/>																	
TOTALS		RPI 1-25		RPI 26-50		W-L RECORDS		RPI 51-100		RPI 101-150		RPI 150+					
8-29-0		0-2-0		0-0-0		OVERALL		0-6-0		0-2-0		8-19-0					
3-5-0		0-0-0		0-0-0		HOME		0-0-0		0-0-0		3-5-0					
4-18-0		0-2-0		0-0-0		AWAY		0-6-0		0-0-0		4-10-0					
1-6-0		0-0-0		0-0-0		NEUTRAL		0-0-0		0-2-0		1-4-0					
6-19-0		0-2-0		0-0-0		NON-CONFERENCE		0-3-0		0-2-0		6-12-0					
2-0-0		0-0-0		0-0-0		HOME		0-0-0		0-0-0		2-0-0					
3-13-0		0-2-0		0-0-		AWAY		0-3-0		0-0-0		3-8-0					
1-6-0		0-0-0		0-0-0		NEUTRAL		0-0-0		0-2-0		1-4-0					
2-10-0		0-0-0		0-0-0		CONFERENCE		0-3-0		0-0-0		2-7-0					
1-5-0		0-0-0		0-0-0		HOME		0-0-0		0-0-0		1-5-0					
1-5-0		0-0-0		0-0-0		AWAY		0-3-0		0-0-0		1-2-0					
0-0-0		0-0-0		0-0-0		NEUTRAL		0-0-0		0-0-0		0-0-0					
RPI	S	Opponent		Score		RPI	S	Opponent		Score		RPI	S	Opponent		Score	
12	A	Virginia		3	18												
12	A	Virginia		3	12												

Non-Div. I Games:

La Salle

RPI	S	Opponent	Score	
283	A	Lehigh	2	1
283	A	Lehigh	4	13

La Salle

L
a
S
a
l
l
e

L
a
S
a
l
l
e

Average RPI Win: 219		WON-LOST	WINNING	LAST 10	STRENGTH OF		OPP. STRENGTH	TEAM	ADJ		CONF.	ADJ CONF.
Average RPI Loss: 160		RECORD	PCT. RANK	GAMES	SCHEDULE		OF SCHEDULE	RPI	RPI		RPI	RPI
DIV. I ONLY		9-28-0	.24324	286	0-1-0		210	242	272		21	21
DIV. I NON-CONF.		6-19-0	.24	267	0-1-0		220	264	274		23	23
TOTALS		RPI 1-25	RPI 26-50		W-L RECORDS		RPI 51-100		RPI 101-150		RPI 150+	
9-28-0		0-1-0	0-3-0		OVERALL		0-1-0		2-5-0		7-18-0	
3-8-0		0-0-0	0-1-0		HOME		0-0-0		0-0-0		3-7-0	
5-14-0		0-1-0	0-1-0		AWAY		0-1-0		2-5-0		3-6-0	
1-6-0		0-0-0	0-1-0		NEUTRAL		0-0-0		0-0-0		1-5-0	
6-19-0		0-1-0	0-3-0		NON-CONFERENCE		0-1-0		1-3-0		5-11-0	
1-4-0		0-0-0	0-1-0		HOME		0-0-0		0-0-0		1-3-0	
4-9-0		0-1-0	0-0-		AWAY		0-1-0		1-3-0		3-3-0	
1-6-0		0-0-0	0-1-0		NEUTRAL		0-0-0		0-0-0		1-5-0	
3-9-0		0-0-0	0-0-0		CONFERENCE		0-0-0		1-2-0		2-7-0	
2-4-0		0-0-0	0-0-0		HOME		0-0-0		0-0-0		2-4-0	
1-5-0		0-0-0	0-0-0		AWAY		0-0-0		1-2-0		0-3-0	
0-0-0		0-0-0	0-0-0		NEUTRAL		0-0-0		0-0-0		0-0-0	
RPI S	Opponent	Score	RPI S	Opponent	Score	RPI S	Opponent	Score	RPI S	Opponent	Score	
16 A	LSU	1 8	40 A	St. John's (NY)	3 14	54 A	Southeastern La.	1 11	112 A	Troy	1 7	
			40 H	St. John's (NY)	1 4				112 A	Troy	9 5	
			49 N	Louisiana	0 1				112 A	Troy	0 4	
									112 A	Troy	7 16	
									141 A	Col. of Charleston	2 4	
									141 A	Col. of Charleston	2 1	
									141 A	Col. of Charleston	1 12	
									151 H	Fairfield	11 17	
									154 A	Delaware	4 11	
									154 A	Delaware	7 17	
									154 A	Delaware	4 8	
									168 A	Nicholls St.	10 3	
									183 H	UNCW	7 20	
									183 H	UNCW	6 3	
									183 H	UNCW	4 7	
									194 A	Charleston So.	3 9	
									194 A	Charleston So.	7 8	
									194 A	Charleston So.	1 4	
									196 N	Murray St.	1 5	
									212 N	Albany (NY)	3 4	
									212 N	Albany (NY)	6 7	
									212 N	Albany (NY)	1 3	
									240 H	Towson	11 5	
									240 H	Towson	2 10	
									240 H	Towson	6 12	
									253 A	Manhattan	8 2	
									253 H	Manhattan	3 6	
LAST 10 GAMES			253 H	Manhattan	3 6	154 A	Delaware	4 11	240 H	Towson	11 5	
			183 H	UNCW	7 20	154 A	Delaware	7 17	240 H	Towson	2 10	
			183 H	UNCW	6 3	154 A	Delaware	4 8	240 H	Towson	6 12	
			183 H	UNCW	4 7	151 H	Fairfield	11 17	253 A	Manhattan	8 2	
			253 A	Manhattan	8 2	240 H	Towson	11 5	253 H	Manhattan	3 6	

Non-Div. I Games: LIU Post 3 1

Hofstra

RPI	S	Opponent	Score	
257	H	LIU Brooklyn	6	9
282	N	Grambling	7	8
292	A	NYIT	6	5
292	H	NYIT	14	3
294	N	Southern U.	4	2

Hofstra

H
o
f
s
t
r
a

H
o
f
s
t
r
a

Average RPI Win:	200	WON-LOST RECORD	WINNING PCT. RANK	LAST 10 GAMES	STRENGTH OF SCHEDULE	OPP. STRENGTH OF SCHEDULE	TEAM RPI	ADJ RPI	CONF. RPI	ADJ CONF. RPI							
DIV. I ONLY		10-28-0	.26316	282	1-8-0	260	167	273	.41852	273	15	15					
DIV. I NON-CONF.		8-20-0	.28571	256	0-3-0	253	200	267	.42809	267	12	12					
<hr/>																	
TOTALS	RPI 1-25		RPI 26-50		W-L RECORDS		RPI 51-100		RPI 101-150		RPI 150+						
10-28-0	0-0-0		0-0-0		OVERALL		1-8-0		2-5-0		7-15-0						
3-7-0	0-0-0		0-0-0		HOME		0-0-0		0-0-0		3-7-0						
5-21-0	0-0-0		0-0-0		AWAY		1-8-0		2-5-0		2-8-0						
2-0-0	0-0-0		0-0-0		NEUTRAL		0-0-0		0-0-0		2-0-0						
8-20-0	0-0-0		0-0-0		NON-CONFERENCE		1-5-0		1-3-0		6-12-0						
3-4-0	0-0-0		0-0-0		HOME		0-0-0		0-0-0		3-4-0						
4-16-0	0-0-0		0-0-		AWAY		1-5-0		1-3-0		2-8-0						
1-0-0	0-0-0		0-0-0		NEUTRAL		0-0-0		0-0-0		1-0-0						
2-8-0	0-0-0		0-0-0		CONFERENCE		0-3-0		1-2-0		1-3-0						
0-3-0	0-0-0		0-0-0		HOME		0-0-0		0-0-0		0-3-0						
1-5-0	0-0-0		0-0-0		AWAY		0-3-0		1-2-0		0-0-0						
1-0-0	0-0-0		0-0-0		NEUTRAL		0-0-0		0-0-0		1-0-0						
<hr/>																	
RPI	S	Opponent	Score	RPI	S	Opponent	Score	RPI	S	Opponent	Score	RPI	S	Opponent	Score		
							57 A DBU	4		11				107 A Xavier	2		3
							57 A DBU	6		7				107 A Xavier	7		5
							57 A DBU	2		10				107 A Xavier	8		9
							88 A Notre Dame	6		7				138 A Bradley	6		8
							94 A Tennessee Tech	3		4				138 A Bradley	9		4
							94 A Tennessee Tech	9		2				138 A Bradley	3		13
							95 A Memphis	11		12				147 A Austin Peay	4		9
							95 A Memphis	4		5				161 H Saint Louis	2		1
							95 A Memphis	1		3				170 A Illinois	1		7
														170 H Illinois	5		6
														174 H Valparaiso	3		4
														178 A Lipscomb	3		8
														178 A Lipscomb	8		10
														178 A Lipscomb	1		3
														185 N Indiana St.	17		7
														207 A Miami (OH)	4		9
														207 A Miami (OH)	7		8
														207 A Miami (OH)	6		8
														250 A Western Ky.	4		3
														250 A Western Ky.	12		4
														250 A Western Ky.	6		13
														262 N Youngstown St.	13		7
														267 H Evansville	9		12
							269 H Western Ill.	1		4				267 H Evansville	1		8
							138 A Bradley	6		8				267 H Evansville	0		1
							138 A Bradley	9		4				269 H Western Ill.	1		4
							138 A Bradley	3		13				275 H Dayton	4		2
							88 A Notre Dame	6		7				275 H Dayton	7		2

Non-Div. I Games:	III. Wesleyan	7	5
--------------------------	----------------------	----------	----------

Illinois St.

RPI	S	Opponent	Score	
275	H	Dayton	2	10
275	H	Dayton	7	2

Illinois St.

I
l
l
i
n
o
i
s
s
t
.

I
l
l
i
n
o
i
s
s
t
.

Average RPI Win:	258	WON-LOST RECORD	WINNING PCT. RANK	LAST 10 GAMES	STRENGTH OF SCHEDULE	OPP. STRENGTH OF SCHEDULE	TEAM RPI	ADJ RPI	CONF. RPI	ADJ CONF. RPI			
DIV. I ONLY	17-20-0	.45946	184	5-4-0	298	280	274	.41777	274	29	29		
DIV. I NON-CONF.	7-12-0	.36842	230	0-1-0	297	271	277	.4191	277	29	29		
<hr/>													
TOTALS	RPI 1-25	RPI 26-50		W-L RECORDS		RPI 51-100		RPI 101-150		RPI 150+			
17-20-0	0-0-0	0-0-0		OVERALL		1-5-0		1-2-0		15-13-0			
6-4-0	0-0-0	0-0-0		HOME		0-1-0		0-0-0		6-3-0			
10-12-0	0-0-0	0-0-0		AWAY		1-4-0		0-0-0		9-8-0			
1-4-0	0-0-0	0-0-0		NEUTRAL		0-0-0		1-2-0		0-2-0			
<hr/>													
7-12-0	0-0-0	0-0-0		NON-CONFERENCE		1-2-0		1-2-0		5-8-0			
0-1-0	0-0-0	0-0-0		HOME		0-1-0		0-0-0		0-0-0			
6-7-0	0-0-0	0-0-		AWAY		1-1-0		0-0-0		5-6-0			
1-4-0	0-0-0	0-0-0		NEUTRAL		0-0-0		1-2-0		0-2-0			
<hr/>													
10-8-0	0-0-0	0-0-0		CONFERENCE		0-3-0		0-0-0		10-5-0			
6-3-0	0-0-0	0-0-0		HOME		0-0-0		0-0-0		6-3-0			
4-5-0	0-0-0	0-0-0		AWAY		0-3-0		0-0-0		4-2-0			
0-0-0	0-0-0	0-0-0		NEUTRAL		0-0-0		0-0-0		0-0-0			
<hr/>													
RPI	S	Opponent	Score	RPI	S	Opponent	Score	RPI	S	Opponent	Score		
				62 A Minnesota				1	7	150 N St. Bonaventure		3	10
				62 A Minnesota				3	1	150 N St. Bonaventure		10	0
				62 H Minnesota				1	6	150 N St. Bonaventure		3	7
				97 A Oral Roberts				2	8	239 H South Dakota St.		0	1
				97 A Oral Roberts				1	9	239 H South Dakota St.		4	1
				97 A Oral Roberts				1	5	239 H South Dakota St.		4	1
								243 N Massachusetts		5	9		
								249 A Northern Colo.		5	7		
								249 A Northern Colo.		6	7		
								249 A Northern Colo.		7	4		
								249 A Northern Colo.		2	8		
								251 A Abilene Christian		1	9		
								251 A Abilene Christian		1	4		
								251 A Abilene Christian		3	5		
								269 A Western Ill.		1	5		
								269 A Western Ill.		7	5		
								269 A Western Ill.		1	0		
								277 A Omaha		6	1		
								277 A Omaha		1	0		
								277 A Omaha		0	10		
				277 H Omaha		10	2						
				277 H Omaha		1	3						
				277 H Omaha		3	6						
				283 N Lehigh		0	4						
				297 A Mississippi Val.		9	6						
				297 A Mississippi Val.		9	3						
				297 A Mississippi Val.		10	4						
<hr/>													
				LAST 10 GAMES									
277 H Omaha				3	6	299 H Fort Wayne				6	4		
277 H Omaha				10	2	62 H Minnesota				1	6		
277 H Omaha				1	3	239 H South Dakota St.				0	1		
299 H Fort Wayne				12	2	239 H South Dakota St.				4	1		
299 H Fort Wayne				2	1	239 H South Dakota St.				4	1		

Non-Div. I Games: Dakota Wesleyan 3 2 Minot St. 7 4

North Dakota St.

RPI	S	Opponent	Score	
297	A	Mississippi Val.	7	4
299	H	Fort Wayne	6	4
299	H	Fort Wayne	2	1
299	H	Fort Wayne	12	2

North Dakota St.

N
o
r
t
h
D
a
k
o
t
a
S
t
.

N
o
r
t
h
D
a
k
o
t
a
S
t
.

Average RPI Win: 218		WON-LOST RECORD	WINNING PCT. RANK		LAST 10 GAMES	STRENGTH OF SCHEDULE	OPP. STRENGTH OF SCHEDULE	TEAM RPI	ADJ RPI		CONF. RPI	ADJ CONF. RPI								
Average RPI Loss: 182																				
DIV. I ONLY		12-28-0	.3	271	2-8-0	243	253	275	.41755	275	24	24								
DIV. I NON-CONF.		10-18-0	.35714	237	1-3-0	266	251	264	.42932	264	24	24								
<hr/>																				
TOTALS		RPI 1-25		RPI 26-50		W-L RECORDS		RPI 51-100		RPI 101-150		RPI 150+								
12-28-0		0-1-0		0-0-0		OVERALL		0-1-0		2-10-0		10-16-0								
6-9-0		0-0-0		0-0-0		HOME		0-0-0		1-1-0		5-8-0								
4-16-0		0-0-0		0-0-0		AWAY		0-1-0		1-8-0		3-7-0								
2-3-0		0-1-0		0-0-0		NEUTRAL		0-0-0		0-1-0		2-1-0								
10-18-0		0-1-0		0-0-0		NON-CONFERENCE		0-1-0		2-7-0		8-9-0								
5-4-0		0-0-0		0-0-0		HOME		0-0-0		1-1-0		4-3-0								
3-11-0		0-0-0		0-0-		AWAY		0-1-0		1-5-0		2-5-0								
2-3-0		0-1-0		0-0-0		NEUTRAL		0-0-0		0-1-0		2-1-0								
2-10-0		0-0-0		0-0-0		CONFERENCE		0-0-0		0-3-0		2-7-0								
1-5-0		0-0-0		0-0-0		HOME		0-0-0		0-0-0		1-5-0								
1-5-0		0-0-0		0-0-0		AWAY		0-0-0		0-3-0		1-2-0								
0-0-0		0-0-0		0-0-0		NEUTRAL		0-0-0		0-0-0		0-0-0								
RPI	S	Opponent		Score		RPI	S	Opponent		Score		RPI	S	Opponent		Score				
21	N	Maryland		2	11															
								75	A	Wright St.		4	5	117	N	William & Mary		0	7	
														132	A	Ball St.		3	4	
														132	A	Ball St.		0	6	
														132	H	Ball St.		2	10	
														132	H	Ball St.		3	2	
														140	A	Butler		0	4	
														144	A	Furman		7	9	
														144	A	Furman		12	11	
														144	A	Furman		3	9	
														150	A	St. Bonaventure		0	9	
														150	A	St. Bonaventure		14	18	
														150	A	St. Bonaventure		4	6	
														161	A	Saint Louis		3	5	
														161	A	Saint Louis		6	5	
														161	A	Saint Louis		2	4	
														165	N	UMass Lowell		13	8	
														198	N	UNC Asheville		6	12	
														206	H	Toledo		7	11	
														207	A	Miami (OH)		6	7	
														207	H	Miami (OH)		9	16	
														214	A	Eastern Ky.		3	2	
														218	A	Ohio		2	5	
														219	N	Georgetown		8	7	
														221	H	George Mason		6	8	
														221	H	George Mason		5	10	
														221	H	George Mason		1	7	
														221	H	George Mason		1	7	
														247	H	Northern Ky.		10	3	
<hr/>																				
LAST 10 GAMES																				
140	A	Butler			0	4	214	A	Eastern Ky.			3	2	219	N	Georgetown			8	7
161	A	Saint Louis			3	5	221	H	George Mason			5	10	221	H	George Mason			6	8
161	A	Saint Louis			6	5	221	H	George Mason			6	8	221	H	George Mason			5	10
161	A	Saint Louis			2	4	221	H	George Mason			1	7	221	H	George Mason			1	7
206	H	Toledo			7	11	207	A	Miami (OH)			6	7							

Non-Div. I Games:

Dayton

RPI	S	Opponent	Score	
256	H	Richmond	5	10
256	H	Richmond	6	5
256	H	Richmond	1	11
263	H	Bowling Green	3	1
265	A	USC Upstate	20	21
269	H	Western Ill.	5	7
269	H	Western Ill.	4	1
269	H	Western Ill.	6	0
273	A	Illinois St.	10	2
273	A	Illinois St.	2	4
273	A	Illinois St.	2	7

Dayton

D
a
y
t
o
n

D
a
y
t
o
n

W
a
g
n
e
r

Wagner

RPI	S	Opponent	Score	
294	N	Southern U.	4	11
298	A	Saint Peter's	9	2

Wagner

W
a
g
n
e
r

W
a
g
n
e
r

Average RPI Win: 253		WON-LOST RECORD		WINNING PCT. RANK		LAST 10 GAMES		STRENGTH OF SCHEDULE		OPP. STRENGTH OF SCHEDULE		TEAM RPI		ADJ RPI		CONF. RPI		ADJ CONF. RPI	
DIV. I ONLY		10-30-0		.25 285		3-7-0		228		270		277		.41334 277		29		29	
DIV. I NON-CONF.		3-19-0		.13636 287		1-2-0		150		134		271		.42463 270		29		29	
TOTALS		RPI 1-25		RPI 26-50		W-L RECORDS		RPI 51-100		RPI 101-150		RPI 150+							
10-30-0		0-3-0		0-2-0		OVERALL		1-7-0		0-1-0		9-17-0							
2-14-0		0-0-0		0-1-0		HOME		0-3-0		0-0-0		2-10-0							
8-15-0		0-3-0		0-1-0		AWAY		1-3-0		0-1-0		7-7-0							
0-1-0		0-0-0		0-0-0		NEUTRAL		0-1-0		0-0-0		0-0-0							
3-19-0		0-3-0		0-2-0		NON-CONFERENCE		1-4-0		0-1-0		2-9-0							
0-4-0		0-0-0		0-1-0		HOME		0-0-0		0-0-0		0-3-0							
3-14-0		0-3-0		0-0-		AWAY		1-3-0		0-1-0		2-6-0							
0-1-0		0-0-0		0-0-0		NEUTRAL		0-1-0		0-0-0		0-0-0							
7-11-0		0-0-0		0-0-0		CONFERENCE		0-3-0		0-0-0		7-8-0							
2-10-0		0-0-0		0-0-0		HOME		0-3-0		0-0-0		2-7-0							
5-1-0		0-0-0		0-0-0		AWAY		0-0-0		0-0-0		5-1-0							
0-0-0		0-0-0		0-0-0		NEUTRAL		0-0-0		0-0-0		0-0-0							
RPI	S	Opponent		Score		RPI	S	Opponent		Score		RPI	S	Opponent		Score			
6	A	Louisville		2	7	38	A	Nebraska		2	13	60	A	Kansas		1	11		
6	A	Louisville		0	6	38	H	Nebraska		1	3	60	A	Kansas		5	6		
6	A	Louisville		0	10							81	N	Saint Mary's (CA)		3	9		
												92	A	Kansas St.		5	2		
												92	A	Kansas St.		1	10		
												97	H	Oral Roberts		1	12		
												97	H	Oral Roberts		0	12		
												97	H	Oral Roberts		3	7		
												139	A	Wichita St.		0	8		
												222	A	Air Force		17	16		
												222	A	Air Force		5	24		
												222	H	Air Force		0	1		
												228	A	UNLV		8	2		
												228	A	UNLV		3	20		
												228	A	UNLV		1	15		
												239	H	South Dakota St.		2	5		
												239	H	South Dakota St.		0	15		
												239	H	South Dakota St.		4	13		
												249	H	Northern Colo.		4	9		
												249	H	Northern Colo.		3	7		
												261	A	Incarnate Word		6	9		
												261	A	Incarnate Word		0	3		
												261	A	Incarnate Word		11	12		
												269	H	Western Ill.		10	11		
												269	H	Western Ill.		4	2		
												269	H	Western Ill.		4	14		
												274	A	North Dakota St.		2	10		
												274	A	North Dakota St.		6	3		
												274	A	North Dakota St.		3	1		
												274	H	North Dakota St.		10	0		
												274	H	North Dakota St.		0	1		
												274	H	North Dakota St.		1	6		
												299	A	Fort Wayne		9	8		
												299	A	Fort Wayne		14	1		
												299	A	Fort Wayne		4	1		
LAST 10 GAMES																			
38	A	Nebraska		2	13	222	A	Air Force		5	24	274	H	Oral Roberts		3	7		
274	A	North Dakota St.		6	3	97	H	Oral Roberts		0	12	299	A	Fort Wayne		9	8		
274	A	North Dakota St.		2	10	97	H	Oral Roberts		1	12	299	A	Fort Wayne		14	1		
274	A	North Dakota St.		3	1	269	H	Western Ill.		10	11	299	A	Fort Wayne		4	1		
222	A	Air Force		17	16														

Non-Div. I Games:

Omaha

Average RPI Win: 273		WON-LOST RECORD		WINNING PCT. RANK		LAST 10 GAMES		STRENGTH OF SCHEDULE		OPP. STRENGTH OF SCHEDULE		TEAM RPI		ADJ RPI		CONF. RPI		ADJ CONF. RPI	
DIV. I ONLY		13-26-0		.33333 258		4-6-0		286		264		278		.41176 278		31		31	
DIV. I NON-CONF.		2-16-0		.11111 292		0-3-0		157		14		263		.43049 263		31		31	
TOTALS		RPI 1-25		RPI 26-50		W-L RECORDS		RPI 51-100		RPI 101-150		RPI 150+							
13-26-0		0-2-0		0-4-0		OVERALL		0-2-0		0-2-0		13-16-0							
4-5-0		0-0-0		0-0-0		HOME		0-0-0		0-0-0		4-5-0							
9-21-0		0-2-0		0-4-0		AWAY		0-2-0		0-2-0		9-11-0							
0-0-0		0-0-0		0-0-0		NEUTRAL		0-0-0		0-0-0		0-0-0							
2-16-0		0-2-0		0-4-0		NON-CONFERENCE		0-2-0		0-2-0		2-6-0							
0-0-0		0-0-0		0-0-0		HOME		0-0-0		0-0-0		0-0-0							
2-16-0		0-2-0		0-0-		AWAY		0-2-0		0-2-0		2-6-0							
0-0-0		0-0-0		0-0-0		NEUTRAL		0-0-0		0-0-0		0-0-0							
11-10-0		0-0-0		0-0-0		CONFERENCE		0-0-0		0-0-0		11-10-0							
4-5-0		0-0-0		0-0-0		HOME		0-0-0		0-0-0		4-5-0							
7-5-0		0-0-0		0-0-0		AWAY		0-0-0		0-0-0		7-5-0							
0-0-0		0-0-0		0-0-0		NEUTRAL		0-0-0		0-0-0		0-0-0							
RPI	S	Opponent		Score		RPI	S	Opponent		Score		RPI	S	Opponent		Score			
15	A	Baylor		3	17	37	A	Ole Miss		6	14	63	A	Missouri		6	15		
17	A	Mississippi St.		8	11	39	A	Louisiana Tech		1	16	63	A	Missouri		1	13		
						39	A	Louisiana Tech		0	11								
						39	A	Louisiana Tech		3	13								

RPI	S	Opponent	Score	
293	A	Alabama A&M	9	5
294	H	Southern U.	2	3
294	H	Southern U.	9	8
294	H	Southern U.	3	7

Ark.-Pine Bluff

A
r
k
.
-
P
i
n
e
B
l
u
f
f

A
r
k
.
-
P
i
n
e
B
l
u
f
f

Average RPI Win: 263		WON-LOST	WINNING	LAST 10	STRENGTH OF		OPP. STRENGTH	TEAM	ADJ		CONF.	ADJ CONF.
Average RPI Loss: 234		RECORD	PCT. RANK	GAMES	SCHEDULE		OF SCHEDULE	RPI	RPI		RPI	RPI
DIV. I ONLY		15-20-0	.42857	204	6-4-0		292	296	279		27	27
DIV. I NON-CONF.		5-12-0	.29412	254	1-2-0		273	281	278		27	27
TOTALS		RPI 1-25	RPI 26-50		W-L RECORDS		RPI 51-100		RPI 101-150		RPI 150+	
15-20-0		0-0-0	0-0-0		OVERALL		0-0-0		0-0-0		15-20-0	
7-6-0		0-0-0	0-0-0		HOME		0-0-0		0-0-0		7-6-0	
8-13-0		0-0-0	0-0-0		AWAY		0-0-0		0-0-0		8-13-0	
0-1-0		0-0-0	0-0-0		NEUTRAL		0-0-0		0-0-0		0-1-0	
5-12-0		0-0-0	0-0-0		NON-CONFERENCE		0-0-0		0-0-0		5-12-0	
2-2-0		0-0-0	0-0-0		HOME		0-0-0		0-0-0		2-2-0	
3-9-0		0-0-0	0-0-		AWAY		0-0-0		0-0-0		3-9-0	
0-1-0		0-0-0	0-0-0		NEUTRAL		0-0-0		0-0-0		0-1-0	
10-8-0		0-0-0	0-0-0		CONFERENCE		0-0-0		0-0-0		10-8-0	
5-4-0		0-0-0	0-0-0		HOME		0-0-0		0-0-0		5-4-0	
5-4-0		0-0-0	0-0-0		AWAY		0-0-0		0-0-0		5-4-0	
0-0-0		0-0-0	0-0-0		NEUTRAL		0-0-0		0-0-0		0-0-0	
RPI S	Opponent	Score	RPI S	Opponent	Score	RPI S	Opponent	Score	RPI S	Opponent	Score	
									154 A	Delaware	5	15
									190 A	Navy	2	3
									190 H	Navy	0	18
									194 A	Charleston So.	1	3
									194 A	Charleston So.	2	3
									194 A	Charleston So.	9	2
									204 A	George Washington	6	9
									204 H	George Washington	4	12
									226 A	The Citadel	7	1
									226 A	The Citadel	0	4
									226 A	The Citadel	5	6
									232 N	Rider	2	4
									234 A	Norfolk St.	3	1
									234 A	Norfolk St.	5	4
									234 A	Norfolk St.	1	3
									234 H	Norfolk St.	2	3
									234 H	Norfolk St.	19	3
									234 H	Norfolk St.	4	6
									240 A	Towson	6	7
									240 H	Towson	8	1
									271 A	La Salle	2	4
									271 H	La Salle	4	2
									288 A	Fairleigh Dickinson	8	7
									289 A	UMES	2	3
									289 A	UMES	2	0
									289 A	UMES	1	8
									289 H	UMES	9	0
LAST 10 GAMES												
			204 H	George Washington	4	12	291 A	Coppin St.	5	3		
			289 H	UMES	9	0	291 A	Coppin St.	13	6		
			289 H	UMES	7	4	291 A	Coppin St.	3	8		
			289 H	UMES	3	2	240 A	Towson	6	7		
			288 A	Fairleigh Dickinson	8	7	234 H	Norfolk St.	4	6		

Non-Div. I Games:

Delaware St.

Delaware.

Delaware.

Delaware St.

Average RPI Win:		226	WON-LOST RECORD		WINNING PCT. RANK		LAST 10 GAMES		STRENGTH OF SCHEDULE		OPP. STRENGTH OF SCHEDULE		TEAM RPI		ADJ RPI		CONF. RPI		ADJ CONF. RPI	
DIV. I ONLY			8-32-1		.20732 290		0-0-1		193		214		280		.40853 280		12		12	
DIV. I NON-CONF.			4-18-1		.19565 277		0-0-1		241		259		287		.39396 287		11		11	
TOTALS		RPI 1-25		RPI 26-50		W-L RECORDS		RPI 51-100		RPI 101-150		RPI 150+								
8-32-1		0-1-0		0-0-0		OVERALL		0-11-0		1-5-0		7-15-1								
6-10-0		0-1-0		0-0-0		HOME		0-4-0		0-0-0		6-5-0								
2-22-1		0-0-0		0-0-0		AWAY		0-7-0		1-5-0		1-10-1								
0-0-0		0-0-0		0-0-0		NEUTRAL		0-0-0		0-0-0		0-0-0								
4-18-1		0-1-0		0-0-0		NON-CONFERENCE		0-2-0		0-3-0		4-12-1								
3-4-0		0-1-0		0-0-0		HOME		0-1-0		0-0-0		3-2-0								
1-14-1		0-0-0		0-0-0		AWAY		0-1-0		0-3-0		1-10-1								
0-0-0		0-0-0		0-0-0		NEUTRAL		0-0-0		0-0-0		0-0-0								
4-14-0		0-0-0		0-0-0		CONFERENCE		0-9-0		1-2-0		3-3-0								
3-6-0		0-0-0		0-0-0		HOME		0-3-0		0-0-0		3-3-0								
1-8-0		0-0-0		0-0-0		AWAY		0-6-0		1-2-0		0-0-0								
0-0-0		0-0-0		0-0-0		NEUTRAL		0-0-0		0-0-0		0-0-0								
RPI	S	Opponent		Score		RPI	S	Opponent		Score		RPI	S	Opponent		Score				
1	H	Oregon St.		3	4					55	A	Oregon	1	6	127	A	San Francisco	0	4	
										55	H	Oregon	0	1	127	A	San Francisco	2	12	
										61	A	San Diego	2	8	127	A	San Francisco	4	1	
										61	A	San Diego	2	3	142	A	UC Irvine	1	3	
										61	A	San Diego	1	2	142	A	UC Irvine	3	5	
										69	H	Gonzaga	4	7	142	A	UC Irvine	3	6	
										69	H	Gonzaga	0	13	166	H	Pepperdine	6	12	
										69	H	Gonzaga	2	3	166	H	Pepperdine	2	1	
										81	A	Saint Mary's (CA)	5	7	166	H	Pepperdine	8	14	
										81	A	Saint Mary's (CA)	5	6	175	A	CSUN	0	3	
										81	A	Saint Mary's (CA)	5	11	175	A	CSUN	4	3	
															175	A	CSUN	0	6	
															186	A	CSU Bakersfield	3	7	
															186	A	CSU Bakersfield	4	11	
															186	A	CSU Bakersfield	3	6	
															186	A	CSU Bakersfield	5	7	
															222	A	Air Force	3	11	
															222	A	Air Force	10	11	
															228	A	UNLV	1	4	
															228	A	UNLV	1	5	
															246	H	Northwestern	5	9	
															246	H	Northwestern	5	2	
															246	H	Northwestern	4	6	
															266	H	Santa Clara	7	5	
															266	H	Santa Clara	3	2	
															266	H	Santa Clara	4	7	
															281	A	Seattle U	10	10	
LAST 10 GAMES						281	A	Seattle U	10	10	69	H	Gonzaga	0	13	246	H	Northwestern	4	6
						228	A	UNLV	1	4	127	A	San Francisco	4	1	266	H	Santa Clara	7	5
						228	A	UNLV	1	5	127	A	San Francisco	2	12	266	H	Santa Clara	3	2
						69	H	Gonzaga	2	3	127	A	San Francisco	0	4	266	H	Santa Clara	4	7
						69	H	Gonzaga	4	7	55	A	Oregon	1	6	281	A	Seattle U	10	10

Non-Div. I Games:

Portland

RPI	S	Opponent	Score	
281	H	Seattle U	6	3
281	H	Seattle U	5	3

Portland

P
o
r
t
l
a
n
d

P
o
r
t
l
a
n
d

Average RPI Win:	218	WON-LOST RECORD	WINNING PCT. RANK	LAST 10 GAMES	STRENGTH OF SCHEDULE	OPP. STRENGTH OF SCHEDULE	TEAM RPI	ADJ RPI	CONF. RPI	ADJ CONF. RPI	
Average RPI Loss:	192										
DIV. I ONLY	13-25-1	.34615	251	3-7-0	281	219	281	.40482	281	25	25
DIV. I NON-CONF.	8-15-1	.35417	238	0-2-0	291	171	283	.40385	283	26	26
<hr/>											
TOTALS	RPI 1-25	RPI 26-50		W-L RECORDS	RPI 51-100		RPI 101-150		RPI 150+		
13-25-1	0-0-0	1-1-0		OVERALL	0-3-0		1-5-0		11-16-1		
8-13-1	0-0-0	0-1-0		HOME	0-0-0		1-4-0		7-8-1		
5-12-0	0-0-0	1-0-0		AWAY	0-3-0		0-1-0		4-8-0		
0-0-0	0-0-0	0-0-0		NEUTRAL	0-0-0		0-0-0		0-0-0		
<hr/>											
8-15-1	0-0-0	1-1-0		NON-CONFERENCE	0-3-0		1-2-0		6-9-1		
6-6-1	0-0-0	0-1-0		HOME	0-0-0		1-1-0		5-4-1		
2-9-0	0-0-0	1-0-		AWAY	0-3-0		0-1-0		1-5-0		
0-0-0	0-0-0	0-0-0		NEUTRAL	0-0-0		0-0-0		0-0-0		
<hr/>											
5-10-0	0-0-0	0-0-0		CONFERENCE	0-0-0		0-3-0		5-7-0		
2-7-0	0-0-0	0-0-0		HOME	0-0-0		0-3-0		2-4-0		
3-3-0	0-0-0	0-0-0		AWAY	0-0-0		0-0-0		3-3-0		
0-0-0	0-0-0	0-0-0		NEUTRAL	0-0-0		0-0-0		0-0-0		
<hr/>											
RPI S	Opponent	Score	RPI S	Opponent	Score	RPI S	Opponent	Score	RPI S	Opponent	Score
			50 A	Washington	4 2	62 A	Minnesota	4 13	113 H	New Mexico St.	2 6
			50 H	Washington	4 7	62 A	Minnesota	7 11	113 H	New Mexico St.	5 8
						62 A	Minnesota	3 6	113 H	New Mexico St.	4 6
									128 A	Washington St.	4 9
									142 H	UC Irvine	8 2
									142 H	UC Irvine	2 3
									185 H	Indiana St.	4 0
									210 H	Sacramento St.	7 4
									210 H	Sacramento St.	2 3
									210 H	Sacramento St.	0 9
									227 A	Pacific	17 4
									227 A	Pacific	3 4
									227 A	Pacific	4 13
									227 A	Pacific	5 7
									230 A	UTRGV	9 12
									230 A	UTRGV	6 7
									230 A	UTRGV	6 5
									244 H	SIUE	10 13
									244 H	SIUE	0 6
									244 H	SIUE	4 1
									244 H	SIUE	9 3
			LAST 10 GAMES						249 A	Northern Colo.	14 12
			50 H	Washington	4 7	230 A	UTRGV	9 12	249 A	Northern Colo.	10 11
			210 H	Sacramento St.	7 4	230 A	UTRGV	6 7	249 A	Northern Colo.	10 1
			210 H	Sacramento St.	0 9	230 A	UTRGV	6 5	260 H	Sacred Heart	3 6
			210 H	Sacramento St.	2 3	249 A	Northern Colo.	10 1	260 H	Sacred Heart	6 3
			128 A	Washington St.	4 9	249 A	Northern Colo.	10 11	260 H	Sacred Heart	5 12

Non-Div. I Games:

Seattle U

RPI	S	Opponent	Score	
260	H	Sacred Heart	6	4
280	A	Portland	3	6
280	A	Portland	3	5
280	H	Portland	10	10
286	H	Chicago St.	3	4
286	H	Chicago St.	7	2
286	H	Chicago St.	3	6

Seattle U

S
e
a
t
t
l
e
U

S
e
a
t
t
l
e
U

Average RPI Win: 285		WON-LOST RECORD		WINNING PCT. RANK		LAST 10 GAMES		STRENGTH OF SCHEDULE		OPP. STRENGTH OF SCHEDULE		TEAM RPI		ADJ RPI		CONF. RPI		ADJ CONF. RPI	
DIV. I ONLY		13-25-0		.34211 252		3-4-0		279		286		282		.40411 282		31		31	
DIV. I NON-CONF.		1-14-0		.06667 298		0-1-0		117		151		282		.40391 282		31		31	
TOTALS		RPI 1-25		RPI 26-50		W-L RECORDS		RPI 51-100		RPI 101-150		RPI 150+							
13-25-0		0-1-0		0-3-0		OVERALL		0-3-0		0-3-0		13-15-0							
6-4-0		0-0-0		0-0-0		HOME		0-0-0		0-0-0		6-4-0							
4-15-0		0-1-0		0-3-0		AWAY		0-3-0		0-2-0		4-6-0							
3-6-0		0-0-0		0-0-0		NEUTRAL		0-0-0		0-1-0		3-5-0							
1-14-0		0-1-0		0-3-0		NON-CONFERENCE		0-3-0		0-3-0		1-4-0							
0-1-0		0-0-0		0-0-0		HOME		0-0-0		0-0-0		0-1-0							
0-10-0		0-1-0		0-0-		AWAY		0-3-0		0-2-0		0-1-0							
1-3-0		0-0-0		0-0-0		NEUTRAL		0-0-0		0-1-0		1-2-0							
12-11-0		0-0-0		0-0-0		CONFERENCE		0-0-0		0-0-0		12-11-0							
6-3-0		0-0-0		0-0-0		HOME		0-0-0		0-0-0		6-3-0							
4-5-0		0-0-0		0-0-0		AWAY		0-0-0		0-0-0		4-5-0							
2-3-0		0-0-0		0-0-0		NEUTRAL		0-0-0		0-0-0		2-3-0							
RPI	S	Opponent		Score		RPI	S	Opponent		Score		RPI	S	Opponent		Score			
16	A	LSU		2 13		36	A	Oklahoma		2 11		57	A	DBU		0 3			
						36	A	Oklahoma		2 10		57	A	DBU		0 15			
						39	A	Louisiana Tech		1 15		57	A	DBU		6 7			
														122	A	SFA	2 9		
														124	N	Ill.-Chicago	3 9		
														125	A	Lamar University	2 11		
														188	N	Alabama St.	3 4		
														188	N	Alabama St.	4 16		
														188	N	Alabama St.	4 12		
														238	A	La.-Monroe	1 7		
														238	H	La.-Monroe	3 4		
														257	N	LIU Brooklyn	3 7		
														268	A	Texas Southern	6 5		
														268	A	Texas Southern	11 12		
														268	A	Texas Southern	5 6		
														272	N	Hofstra	8 7		
														276	N	Wagner	3 19		
														278	A	Ark.-Pine Bluff	1 15		
														278	A	Ark.-Pine Bluff	4 3		
														278	A	Ark.-Pine Bluff	2 8		
														278	H	Ark.-Pine Bluff	8 14		
														278	H	Ark.-Pine Bluff	11 5		
														278	H	Ark.-Pine Bluff	4 3		
														284	N	Alcorn	4 1		
														285	H	Prairie View	5 7		
														285	H	Prairie View	0 10		
														285	H	Prairie View	6 1		
														294	A	Southern U.	11 3		
														294	A	Southern U.	2 3		
														294	A	Southern U.	9 6		
Non-Div. I Games:		Texas Col.		17	0	Wiley		16	5	Texas Col.		15	4	Jarvis Christian		13	3		
														Grambling					

RPI	S	Opponent	Score	
294	H	Southern U.	14	8
294	H	Southern U.	15	4
294	H	Southern U.	8	5
294	N	Southern U.	11	5

Grambling

G
r
a
m
b
l
i
n
g

G
r
a
m
b
l
i
n
g

L
e
h
i
g
h

Lehigh

RPI	S	Opponent	Score	
288	N	Fairleigh Dickinson	16	8
289	H	UMES	10	4
289	H	UMES	12	6
290	H	NJIT	8	4
290	H	NJIT	2	1
290	H	NJIT	15	4
290	H	NJIT	11	6
291	A	Coppin St.	18	9
292	A	NYIT	4	6
295	A	Lafayette	5	1
295	A	Lafayette	12	2
295	A	Lafayette	9	1
295	A	Lafayette	3	2
298	H	Saint Peter's	10	3

L
e
h
i
g
h

L
e
h
i
g
h

Lehigh

A
l
c
o
r
n

Alcorn

RPI	S	Opponent	Score	
297	A	Mississippi Val.	3	5
297	A	Mississippi Val.	11	3
297	H	Mississippi Val.	3	2
297	H	Mississippi Val.	4	3
297	H	Mississippi Val.	1	5

Alcorn

A
l
c
o
r
n

A
l
c
o
r
n

Average RPI Win:		254	WON-LOST RECORD		WINNING PCT. RANK		LAST 10 GAMES		STRENGTH OF SCHEDULE		OPP. STRENGTH OF SCHEDULE		TEAM RPI		ADJ RPI		CONF. RPI		ADJ CONF. RPI	
DIV. I ONLY			11-27-0		.28947 272		4-6-0		274		289		283		.39689 285		31		31	
DIV. I NON-CONF.			2-17-0		.10526 294		1-3-0		69		231		269		.42029 276		31		31	
TOTALS		RPI 1-25		RPI 26-50		W-L RECORDS		RPI 51-100		RPI 101-150		RPI 150+								
11-27-0		0-3-0		0-2-0		OVERALL		1-0-0		1-3-0		9-19-0								
5-6-0		0-0-0		0-0-0		HOME		0-0-0		0-0-0		5-6-0								
5-19-0		0-3-0		0-2-0		AWAY		1-0-0		0-2-0		4-12-0								
1-2-0		0-0-0		0-0-0		NEUTRAL		0-0-0		1-1-0		0-1-0								
2-17-0		0-3-0		0-2-0		NON-CONFERENCE		1-0-0		1-3-0		0-9-0								
0-2-0		0-0-0		0-0-0		HOME		0-0-0		0-0-0		0-2-0								
1-14-0		0-3-0		0-0-		AWAY		1-0-0		0-2-0		0-7-0								
1-1-0		0-0-0		0-0-0		NEUTRAL		0-0-0		1-1-0		0-0-0								
9-10-0		0-0-0		0-0-0		CONFERENCE		0-0-0		0-0-0		9-10-0								
5-4-0		0-0-0		0-0-0		HOME		0-0-0		0-0-0		5-4-0								
4-5-0		0-0-0		0-0-0		AWAY		0-0-0		0-0-0		4-5-0								
0-1-0		0-0-0		0-0-0		NEUTRAL		0-0-0		0-0-0		0-1-0								
RPI	S	Opponent	Score		RPI	S	Opponent	Score		RPI	S	Opponent	Score		RPI	S	Opponent	Score		
22	A	McNeese	7	16	31	A	Houston	0	8	93	A	UTSA	6	5	124	N	Ill.-Chicago	1	6	
22	A	McNeese	2	7	44	A	Texas A&M	2	9						124	N	Ill.-Chicago	5	4	
22	A	McNeese	9	12											125	A	Lamar University	7	15	
															135	A	New Orleans	0	14	
															169	A	Texas St.	1	10	
															211	H	A&M-Corpus Christi	5	11	
															217	A	Northwestern St.	1	16	
															230	A	UTRGV	0	11	
															230	A	UTRGV	3	10	
															230	A	UTRGV	1	6	
															230	A	UTRGV	0	4	
															261	A	Incarnate Word	1	11	
															261	H	Incarnate Word	4	17	
															268	A	Texas Southern	4	8	
															268	A	Texas Southern	6	8	
															268	A	Texas Southern	0	3	
															268	H	Texas Southern	4	6	
															268	H	Texas Southern	0	8	
															268	H	Texas Southern	3	2	
															278	H	Ark.-Pine Bluff	10	13	
															278	H	Ark.-Pine Bluff	6	7	
															278	H	Ark.-Pine Bluff	8	3	
															282	A	Grambling	7	5	
															282	A	Grambling	10	0	
															282	A	Grambling	1	6	
															284	N	Alcorn	3	11	
															294	A	Southern U.	8	6	
Non-Div. I Games:		Jarvis Christian		2	5	Huston-Tillotson		12	11	Huston-Tillotson		9	0	Arlington Baptist		4	1	Prairie View		
		Jarvis Christian		8	7	Arlington Baptist		4	3											

Prairie View

Average RPI Win:	241	WON-LOST	WINNING	LAST 10	STRENGTH OF	OPP. STRENGTH	TEAM	ADJ	CONF.	ADJ CONF.						
Average RPI Loss:	185	RECORD	PCT. RANK	GAMES	SCHEDULE	OF SCHEDULE	RPI	RPI	RPI	RPI						
DIV. I ONLY	9-28-0	.24324	286	0-1-0	253	278	286	.39683	286	25	25					
DIV. I NON-CONF.	4-21-0	.16	285	0-1-0	245	287	289	.38211	289	26	26					
<hr/>																
TOTALS	RPI 1-25	RPI 26-50		W-L RECORDS		RPI 51-100		RPI 101-150		RPI 150+						
9-28-0	0-0-0	0-0-0		OVERALL		0-2-0		1-8-0		8-18-0						
2-11-0	0-0-0	0-0-0		HOME		0-0-0		1-4-0		1-7-0						
4-11-0	0-0-0	0-0-0		AWAY		0-2-0		0-2-0		4-7-0						
3-6-0	0-0-0	0-0-0		NEUTRAL		0-0-0		0-2-0		3-4-0						
<hr/>																
4-21-0	0-0-0	0-0-0		NON-CONFERENCE		0-2-0		0-6-0		4-13-0						
0-7-0	0-0-0	0-0-0		HOME		0-0-0		0-2-0		0-5-0						
1-8-0	0-0-0	0-0-		AWAY		0-2-0		0-2-0		1-4-0						
3-6-0	0-0-0	0-0-0		NEUTRAL		0-0-0		0-2-0		3-4-0						
<hr/>																
5-7-0	0-0-0	0-0-0		CONFERENCE		0-0-0		1-2-0		4-5-0						
2-4-0	0-0-0	0-0-0		HOME		0-0-0		1-2-0		1-2-0						
3-3-0	0-0-0	0-0-0		AWAY		0-0-0		0-0-0		3-3-0						
0-0-0	0-0-0	0-0-0		NEUTRAL		0-0-0		0-0-0		0-0-0						
<hr/>																
RPI	S	Opponent	Score	RPI	S	Opponent	Score	RPI	S	Opponent	Score					
						63	A	Missouri	6	7	124	A	Ill.-Chicago	0	7	
						88	A	Notre Dame	4	7	124	A	Ill.-Chicago	0	8	
												124	H	Ill.-Chicago	3	4
												132	N	Ball St.	6	8
												136	H	Grand Canyon	3	4
												136	H	Grand Canyon	6	4
												136	H	Grand Canyon	2	12
												140	H	Butler	2	6
												149	N	Northeastern	7	10
												162	N	Canisius	1	8
												174	A	Valparaiso	3	10
												174	H	Valparaiso	1	13
												182	H	Eastern Mich.	2	5
												182	H	Eastern Mich.	6	10
												186	H	CSU Bakersfield	8	4
												186	H	CSU Bakersfield	1	12
												186	H	CSU Bakersfield	0	3
												214	A	Eastern Ky.	3	10
												214	A	Eastern Ky.	24	10
												214	A	Eastern Ky.	9	15
						219	N	Georgetown	0	11	239	N	South Dakota St.	1	3	
						246	A	Northwestern	0	2	248	H	Milwaukee	1	15	
						264	A	Utah Valley	4	3	252	H	Northern Ill.	0	4	
						264	A	Utah Valley	10	11	252	N	Northern Ill.	7	6	
						264	A	Utah Valley	1	4	252	N	Northern Ill.	11	1	
						174	A	Valparaiso	3	10						
						136	H	Grand Canyon	3	4						
						136	H	Grand Canyon	2	12						
136	H	Grand Canyon	6	4												
248	H	Milwaukee	1	15												
186	H	CSU Bakersfield	1	12												

Non-Div. I Games:

Chicago St.

S
a
v
a
n
n
a
h
s
t
.

Savannah St.

Average RPI Win:	288	WON-LOST RECORD	WINNING PCT. RANK	LAST 10 GAMES	STRENGTH OF SCHEDULE	OPP. STRENGTH OF SCHEDULE	TEAM RPI	ADJ RPI	CONF. RPI	ADJ CONF. RPI	
DIV. I ONLY		10-20-0	.33333 258	4-6-0	294	290	288	.38556 288	30	30	
DIV. I NON-CONF.		3-16-0	.15789 286	1-3-0	271	291	293	.36335 292	28	28	
<hr/>											
TOTALS	RPI 1-25	RPI 26-50		W-L RECORDS	RPI 51-100		RPI 101-150		RPI 150+		
10-20-0	0-0-0	0-2-0		OVERALL	0-0-0		0-3-0		10-15-0		
7-2-0	0-0-0	0-0-0		HOME	0-0-0		0-0-0		7-2-0		
3-16-0	0-0-0	0-2-0		AWAY	0-0-0		0-3-0		3-11-0		
0-2-0	0-0-0	0-0-0		NEUTRAL	0-0-0		0-0-0		0-2-0		
<hr/>											
3-16-0	0-0-0	0-2-0		NON-CONFERENCE	0-0-0		0-3-0		3-11-0		
3-2-0	0-0-0	0-0-0		HOME	0-0-0		0-0-0		3-2-0		
0-12-0	0-0-0	0-0-		AWAY	0-0-0		0-3-0		0-7-0		
0-2-0	0-0-0	0-0-0		NEUTRAL	0-0-0		0-0-0		0-2-0		
<hr/>											
7-4-0	0-0-0	0-0-0		CONFERENCE	0-0-0		0-0-0		7-4-0		
4-0-0	0-0-0	0-0-0		HOME	0-0-0		0-0-0		4-0-0		
3-4-0	0-0-0	0-0-0		AWAY	0-0-0		0-0-0		3-4-0		
0-0-0	0-0-0	0-0-0		NEUTRAL	0-0-0		0-0-0		0-0-0		
<hr/>											
RPI S	Opponent	Score	RPI S	Opponent	Score	RPI S	Opponent	Score	RPI S	Opponent	Score
			40 A	St. John's (NY)	8 15				107 A	Xavier	9 22
			40 A	St. John's (NY)	0 9				107 A	Xavier	5 8
									107 A	Xavier	3 15
									161 A	Saint Louis	5 7
									161 A	Saint Louis	2 5
									161 A	Saint Louis	0 8
									164 A	Davidson	2 5
									165 N	UMass Lowell	9 12
									235 H	Siena	7 9
									260 A	Sacred Heart	5 6
									260 A	Sacred Heart	9 15
									260 A	Sacred Heart	13 8
									260 A	Sacred Heart	5 6
									276 A	Wagner	7 5
									276 A	Wagner	4 2
									276 A	Wagner	0 3
									279 H	Delaware St.	7 8
									283 N	Lehigh	8 16
									287 A	Savannah St.	4 6
									287 A	Savannah St.	2 3
									287 A	Savannah St.	9 10
			LAST 10 GAMES						290 H	NJIT	14 7
			40 A	St. John's (NY)	8 15	260 A	Sacred Heart	9 15	295 H	Lafayette	10 9
			40 A	St. John's (NY)	0 9	260 A	Sacred Heart	5 6	296 H	Mt. St. Mary's	6 5
			298 H	Saint Peter's	13 6	260 A	Sacred Heart	5 6	296 H	Mt. St. Mary's	4 1
			279 H	Delaware St.	7 8	296 H	Mt. St. Mary's	15 2	296 H	Mt. St. Mary's	5 2
			260 A	Sacred Heart	13 8	296 H	Mt. St. Mary's	6 5	296 H	Mt. St. Mary's	15 2

Non-Div. I Games:

Fairleigh Dickinson

RPI	S	Opponent	Score	
298	H	Saint Peter's	13	6

Fairleigh Dickinson

F
a
i
r
l
e
i
g
h
D
i
c
k
i
n
s
o
n

F
a
i
r
l
e
i
g
h
D
i
c
k
i
n
s
o
n

Average RPI Win: 276		WON-LOST RECORD		WINNING PCT. RANK		LAST 10 GAMES		STRENGTH OF SCHEDULE		OPP. STRENGTH OF SCHEDULE		TEAM RPI		ADJ RPI		CONF. RPI		ADJ CONF. RPI	
DIV. I ONLY		8-32-0		.2 292		1-9-0		252		299		289		.37202 289		27		27	
DIV. I NON-CONF.		3-15-0		.16667 282		1-3-0		125		299		285		.40067 285		27		27	
TOTALS		RPI 1-25		RPI 26-50		W-L RECORDS		RPI 51-100		RPI 101-150		RPI 150+							
8-32-0		0-0-0		0-3-0		OVERALL		0-0-0		0-1-0		8-28-0							
6-8-0		0-0-0		0-0-0		HOME		0-0-0		0-0-0		6-8-0							
2-24-0		0-0-0		0-3-0		AWAY		0-0-0		0-1-0		2-19-0							
0-0-0		0-0-0		0-0-0		NEUTRAL		0-0-0		0-0-0		0-0-0							
3-15-0		0-0-0		0-3-0		NON-CONFERENCE		0-0-0		0-1-0		3-11-0							
3-2-0		0-0-0		0-0-0		HOME		0-0-0		0-0-0		3-2-0							
0-13-0		0-0-0		0-0-		AWAY		0-0-0		0-1-0		0-9-0							
0-0-0		0-0-0		0-0-0		NEUTRAL		0-0-0		0-0-0		0-0-0							
5-17-0		0-0-0		0-0-0		CONFERENCE		0-0-0		0-0-0		5-17-0							
3-6-0		0-0-0		0-0-0		HOME		0-0-0		0-0-0		3-6-0							
2-11-0		0-0-0		0-0-0		AWAY		0-0-0		0-0-0		2-11-0							
0-0-0		0-0-0		0-0-0		NEUTRAL		0-0-0		0-0-0		0-0-0							
RPI	S	Opponent		Score	RPI	S	Opponent		Score	RPI	S	Opponent		Score	RPI	S	Opponent		Score
					41	A	Mercer		2 13						121	A	Duke		3 10
					41	A	Mercer		4 8						176	A	UNCG		3 11
					41	A	Mercer		0 15						176	A	UNCG		2 4
															176	A	UNCG		4 18
															190	A	Navy		5 17
															190	H	Navy		5 13
															204	A	George Washington		4 10
															220	A	N.C. A&T		4 11
															220	A	N.C. A&T		9 17
															220	A	N.C. A&T		5 19
															234	A	Norfolk St.		2 8
															234	A	Norfolk St.		1 11
															234	A	Norfolk St.		3 5
															234	H	Norfolk St.		1 7
															234	H	Norfolk St.		9 11
															234	H	Norfolk St.		4 10
															240	H	Towson		10 4
															259	A	N.C. Central		0 6
															270	H	Iona		4 3
															270	H	Iona		0 2
															270	H	Iona		6 1
															279	A	Delaware St.		0 9
															279	A	Delaware St.		4 7
															279	A	Delaware St.		2 3
															279	H	Delaware St.		3 2
															279	H	Delaware St.		0 2
															279	H	Delaware St.		8 1

Non-Div. I Games:

UMES

RPI	S	Opponent	Score	
283	A	Lehigh	4	10
283	A	Lehigh	6	12
291	A	Coppin St.	4	3
291	A	Coppin St.	0	1
291	A	Coppin St.	7	4
291	H	Coppin St.	2	4
291	H	Coppin St.	3	7
291	H	Coppin St.	6	3
296	A	Mt. St. Mary's	0	2
296	A	Mt. St. Mary's	1	2

Average RPI Win: 241		WON-LOST	WINNING	LAST 10	STRENGTH OF	OPP. STRENGTH	TEAM	ADJ	CONF.	ADJ CONF.		
Average RPI Loss: 199		RECORD	PCT. RANK	GAMES	SCHEDULE	OF SCHEDULE	RPI	RPI	RPI	RPI		
DIV. I ONLY		4-31-0	.11429	296	1-9-0	258	277	290	.36745	290	20	20
DIV. I NON-CONF.		4-19-0	.17391	281	1-0-0	290	298	292	.36344	291	22	22
<hr/>												
TOTALS		RPI 1-25		RPI 26-50		W-L RECORDS		RPI 51-100		RPI 101-150		RPI 150+
4-31-0		0-0-0		0-0-0		OVERALL		0-3-0		0-3-0		4-25-0
1-6-0		0-0-0		0-0-0		HOME		0-3-0		0-0-0		1-3-0
2-23-0		0-0-0		0-0-0		AWAY		0-0-0		0-3-0		2-20-0
1-2-0		0-0-0		0-0-0		NEUTRAL		0-0-0		0-0-0		1-2-0
4-19-0		0-0-0		0-0-0		NON-CONFERENCE		0-0-0		0-0-0		4-19-0
1-0-0		0-0-0		0-0-0		HOME		0-0-0		0-0-0		1-0-0
2-17-0		0-0-0		0-0-		AWAY		0-0-0		0-0-0		2-17-0
1-2-0		0-0-0		0-0-0		NEUTRAL		0-0-0		0-0-0		1-2-0
0-12-0		0-0-0		0-0-0		CONFERENCE		0-3-0		0-3-0		0-6-0
0-6-0		0-0-0		0-0-0		HOME		0-3-0		0-0-0		0-3-0
0-6-0		0-0-0		0-0-0		AWAY		0-0-0		0-3-0		0-3-0
0-0-0		0-0-0		0-0-0		NEUTRAL		0-0-0		0-0-0		0-0-0
RPI	S	Opponent	Score	RPI	S	Opponent	Score	RPI	S	Opponent	Score	
						74 H Jacksonville	11 13			103 A North Florida	3 6	
						74 H Jacksonville	3 4			103 A North Florida	1 16	
						74 H Jacksonville	3 5			103 A North Florida	8 13	
										156 A High Point	0 11	
										156 A High Point	4 2	
										156 A High Point	5 6	
										162 N Canisius	1 6	
										178 H Lipscomb	10 15	
										178 H Lipscomb	3 8	
										178 H Lipscomb	2 11	
										200 A Stetson	2 4	
										200 A Stetson	2 3	
										200 A Stetson	2 13	
										204 A George Washington	2 6	
										204 A George Washington	2 8	
										204 A George Washington	1 4	
										225 A James Madison	2 14	
										225 A James Madison	8 9	
										225 A James Madison	6 20	
										225 A James Madison	11 5	
										232 A Rider	1 8	
										259 A N.C. Central	1 10	
										259 A N.C. Central	3 7	
										259 A N.C. Central	3 4	
										283 A Lehigh	1 2	
										283 A Lehigh	6 11	
										283 A Lehigh	4 8	
LAST 10 GAMES												
						178 H Lipscomb	3 8			103 A North Florida	1 16	
						178 H Lipscomb	10 15			103 A North Florida	8 13	
						178 H Lipscomb	2 11			74 H Jacksonville	3 4	
						298 H Saint Peter's	17 1			74 H Jacksonville	3 5	
						103 A North Florida	3 6			74 H Jacksonville	11 13	

Non-Div. I Games:

NJIT

RPI	S	Opponent	Score	
283	A	Lehigh	4	15
286	N	Chicago St.	7	2
288	A	Fairleigh Dickinson	7	14
298	H	Saint Peter's	17	1
299	N	Fort Wayne	3	5

NJIT

N
J
I
T

N
J
I
T

Average RPI Win:	275	WON-LOST RECORD	WINNING PCT. RANK	LAST 10 GAMES	STRENGTH OF SCHEDULE	OPP. STRENGTH OF SCHEDULE	TEAM RPI	ADJ RPI	CONF. RPI	ADJ CONF. RPI		
DIV. I ONLY		9-25-0	.26471	281	4-6-0	295	294	291	.36599	291	27	27
DIV. I NON-CONF.		3-14-0	.17647	279	2-1-0	289	285	294	.36247	293	27	27
<hr/>												
TOTALS	RPI 1-25	RPI 26-50		W-L RECORDS		RPI 51-100		RPI 101-150		RPI 150+		
9-25-0	0-0-0	0-0-0		OVERALL		0-3-0		0-0-0		9-22-0		
3-9-0	0-0-0	0-0-0		HOME		0-0-0		0-0-0		3-9-0		
5-13-0	0-0-0	0-0-0		AWAY		0-3-0		0-0-0		5-10-0		
1-3-0	0-0-0	0-0-0		NEUTRAL		0-0-0		0-0-0		1-3-0		
3-14-0	0-0-0	0-0-0		NON-CONFERENCE		0-3-0		0-0-0		3-11-0		
1-2-0	0-0-0	0-0-0		HOME		0-0-0		0-0-0		1-2-0		
1-9-0	0-0-0	0-0-		AWAY		0-3-0		0-0-0		1-6-0		
1-3-0	0-0-0	0-0-0		NEUTRAL		0-0-0		0-0-0		1-3-0		
6-11-0	0-0-0	0-0-0		CONFERENCE		0-0-0		0-0-0		6-11-0		
2-7-0	0-0-0	0-0-0		HOME		0-0-0		0-0-0		2-7-0		
4-4-0	0-0-0	0-0-0		AWAY		0-0-0		0-0-0		4-4-0		
0-0-0	0-0-0	0-0-0		NEUTRAL		0-0-0		0-0-0		0-0-0		
RPI	S	Opponent	Score	RPI	S	Opponent	Score	RPI	S	Opponent	Score	
								99	A	Southern California	2	22
								99	A	Southern California	4	9
								99	A	Southern California	2	6

Non-Div. I Games:

Coppin St.

RPI	S	Opponent	Score	
289	H	UMES	4	7
295	N	Lafayette	5	6
295	N	Lafayette	3	1
296	H	Mt. St. Mary's	9	6

Coppin St.

C
o
p
p
i
n
s
t
.

C
o
p
p
i
n
s
t
.

Average RPI Win: 252		WON-LOST RECORD	WINNING PCT. RANK		LAST 10 GAMES	STRENGTH OF SCHEDULE	OPP. STRENGTH OF SCHEDULE	TEAM RPI	ADJ RPI		CONF. RPI	ADJ CONF. RPI					
Average RPI Loss: 209																	
DIV. I ONLY		3-31-1	.1	297	0-10-0	232	295	293	.3559	292	32	32					
DIV. I NON-CONF.		3-31-1	.1	295	0-10-0	237	297	296	.3559	296	32	32					
<hr/>																	
TOTALS		RPI 1-25		RPI 26-50		W-L RECORDS		RPI 51-100		RPI 101-150		RPI 150+					
3-31-1		0-0-0		0-1-0		OVERALL		0-0-0		0-4-0		3-26-1					
3-10-1		0-0-0		0-0-0		HOME		0-0-0		0-0-0		3-10-1					
0-21-0		0-0-0		0-1-0		AWAY		0-0-0		0-4-0		0-15-0					
0-0-0		0-0-0		0-0-0		NEUTRAL		0-0-0		0-0-0		0-0-0					
3-31-1		0-0-0		0-1-0		NON-CONFERENCE		0-0-0		0-4-0		3-26-1					
3-10-1		0-0-0		0-0-0		HOME		0-0-0		0-0-0		3-10-1					
0-21-0		0-0-0		0-0-		AWAY		0-0-0		0-4-0		0-16-0					
0-0-0		0-0-0		0-0-0		NEUTRAL		0-0-0		0-0-0		0-0-0					
0-0-0		0-0-0		0-0-0		CONFERENCE		0-0-0		0-0-0		0-0-0					
0-0-0		0-0-0		0-0-0		HOME		0-0-0		0-0-0		0-0-0					
0-0-0		0-0-0		0-0-0		AWAY		0-0-0		0-0-0		0-0-0					
0-0-0		0-0-0		0-0-0		NEUTRAL		0-0-0		0-0-0		0-0-0					
RPI	S	Opponent		Score		RPI	S	Opponent		Score		RPI	S	Opponent		Score	
				40	A	St. John's (NY)	8			149	A	Northeastern	3		12		
										149	A	Northeastern	0		11		
										149	A	Northeastern	7		16		
										149	A	Northeastern	3		8		
										151	H	Fairfield	2		8		
										187	A	Arkansas St.	5		13		
										187	A	Arkansas St.	2		5		
										187	A	Arkansas St.	0		6		
										187	A	Arkansas St.	5		11		
										190	A	Navy	0		12		
										190	A	Navy	2		10		
										190	A	Navy	3		15		
										190	A	Navy	5		10		
										205	A	Stony Brook	2		7		
										212	H	Albany (NY)	3		0		
										212	H	Albany (NY)	1		8		
										219	A	Georgetown	3		13		
										219	A	Georgetown	0		9		
										219	A	Georgetown	4		6		
										233	A	Army West Point	3		8		
										235	H	Siena	0		6		
										235	H	Siena	3		5		
										235	H	Siena	5		5		
				257	A	LIU Brooklyn	5		9	233	A	Army West Point	3		8		
				149	A	Northeastern	7		16	40	A	St. John's (NY)	8		13		
				149	A	Northeastern	3		8	151	H	Fairfield	2		8		
				149	A	Northeastern	0		11	270	A	Iona	4		13		
				149	A	Northeastern	3		12	219	A	Georgetown	3		13		

RPI	S	Opponent	Score	
270	A	Iona	4	13
270	H	Iona	1	9
272	A	Hofstra	3	14
272	H	Hofstra	5	6
276	H	Wagner	0	5
276	H	Wagner	0	4
283	H	Lehigh	6	4

NYIT

N
Y
I
T

N
Y
I
T

Non-Div. I Games:	North Ala.	1	12	North Ala.	6	10	Alabama A&M
-------------------	------------	---	----	------------	---	----	-------------

RPI	S	Opponent	Score	
297	A	Mississippi Val.	3	5
297	A	Mississippi Val.	3	1
297	A	Mississippi Val.	1	0
297	H	Mississippi Val.	3	4
297	H	Mississippi Val.	4	6
297	H	Mississippi Val.	9	6
299	H	Fort Wayne	1	15
299	H	Fort Wayne	5	3
299	H	Fort Wayne	8	6
299	H	Fort Wayne	6	10

Alabama A&M

A
l
a
b
a
m
a
A
&
M

A
l
a
b
a
m
a
A
&
M

Average RPI Win:	259	WON-LOST RECORD	WINNING PCT. RANK	LAST 10 GAMES	STRENGTH OF SCHEDULE	OPP. STRENGTH OF SCHEDULE	TEAM RPI	ADJ RPI	CONF. RPI	ADJ CONF. RPI	
DIV. I ONLY	10-23-0	.30303	270	2-6-0	299	291	294	.35334	294	31	31
DIV. I NON-CONF.	2-7-0	.22222	273	1-0-0	247	173	281	.40695	281	31	31
TOTALS	RPI 1-25	RPI 26-50	W-L RECORDS		RPI 51-100	RPI 101-150		RPI 150+			
10-23-0	0-0-0	0-0-0	OVERALL		0-3-0	0-1-0		10-19-0			
7-4-0	0-0-0	0-0-0	HOME		0-0-0	0-0-0		7-4-0			
2-15-0	0-0-0	0-0-0	AWAY		0-3-0	0-1-0		2-11-0			
1-4-0	0-0-0	0-0-0	NEUTRAL		0-0-0	0-0-0		1-4-0			
2-7-0	0-0-0	0-0-0	NON-CONFERENCE		0-3-0	0-1-0		2-3-0			
1-0-0	0-0-0	0-0-0	HOME		0-0-0	0-0-0		1-0-0			
0-5-0	0-0-0	0-0-	AWAY		0-3-0	0-1-0		0-1-0			
1-2-0	0-0-0	0-0-0	NEUTRAL		0-0-0	0-0-0		1-2-0			
8-16-0	0-0-0	0-0-0	CONFERENCE		0-0-0	0-0-0		8-16-0			
6-4-0	0-0-0	0-0-0	HOME		0-0-0	0-0-0		6-4-0			
2-10-0	0-0-0	0-0-0	AWAY		0-0-0	0-0-0		2-10-0			
0-2-0	0-0-0	0-0-0	NEUTRAL		0-0-0	0-0-0		0-2-0			
RPI S Opponent	Score	RPI S Opponent	Score	RPI S Opponent	Score	RPI S Opponent	Score				
				95 A Memphis	5 9	135 A New Orleans	0 5				
				95 A Memphis	1 11	168 A Nicholls St.	9 10				
				95 A Memphis	3 5	168 H Nicholls St.	6 5				
						223 A Jackson St.	4 5				
						223 H Jackson St.	13 8				
						257 N LIU Brooklyn	4 9				
						268 A Texas Southern	1 11				
						268 A Texas Southern	1 9				
						268 H Texas Southern	8 5				
						268 H Texas Southern	12 11				
						268 H Texas Southern	8 6				
						272 N Hofstra	2 4				
						276 N Wagner	11 4				
						278 A Ark.-Pine Bluff	3 2				
						278 A Ark.-Pine Bluff	7 3				
						278 A Ark.-Pine Bluff	8 9				
						282 A Grambling	4 15				
						282 A Grambling	5 8				
						282 A Grambling	8 14				
						282 H Grambling	3 2				
						282 H Grambling	3 11				
						282 H Grambling	6 9				
						282 N Grambling	5 11				
						284 N Alcorn	5 6				
						285 A Prairie View	1 3				
						285 A Prairie View	1 3				
						285 A Prairie View	13 15				
						282 A Grambling	8 14				
						268 H Texas Southern	8 6				
						268 H Texas Southern	12 11				
						268 H Texas Southern	8 5				
						282 A Grambling	4 15				
						282 A Grambling	5 8				
						282 A Grambling	8 14				
						282 H Grambling	3 2				
						282 H Grambling	3 11				
						282 H Grambling	6 9				
						282 N Grambling	5 11				
						284 N Alcorn	5 6				
						285 A Prairie View	1 3				
						285 A Prairie View	1 3				
						285 A Prairie View	13 15				
						282 A Grambling	8 14				

Non-Div. I Games: Loyola (LA)

2 1

LSU-Alexandria

7 1

Loyola (LA)

13 6

Southern U.

RPI	S	Opponent	Score	
285	H	Prairie View	6	5
285	H	Prairie View	6	14
285	H	Prairie View	6	8

Southern U.

S
o
u
t
h
e
r
n
U
.

S
o
u
t
h
e
r
n
U
.

L
a
f
a
y
e
t
t
e

Lafayette

Lafayette

RPI	S	Opponent	Score
233	H	Army West Point	4 5
233	H	Army West Point	10 6
233	H	Army West Point	5 10
242	A	Saint Joseph's	1 11
255	A	Bucknell	10 11
255	A	Bucknell	5 6
255	A	Bucknell	1 4
255	A	Bucknell	5 8
261	A	Incarnate Word	5 6
261	N	Incarnate Word	3 4
283	H	Lehigh	2 3
283	H	Lehigh	1 9
283	H	Lehigh	1 5
283	H	Lehigh	2 12
288	A	Fairleigh Dickinson	9 10
291	N	Coppin St.	1 3
291	N	Coppin St.	6 5

L
a
f
a
y
e
t
t
e

Lafayette

RPI	S	Opponent	Score	
288	A	Fairleigh Dickinson	2	5
288	A	Fairleigh Dickinson	1	4
288	A	Fairleigh Dickinson	5	6
288	A	Fairleigh Dickinson	2	15
289	H	UMES	2	0
289	H	UMES	2	1
291	A	Coppin St.	6	9

Mt. St. Mary's

M
t
.
S
t
.
M
a
r
y
'
s

M
t
.
S
t
.
M
a
r
y
'
s

Average RPI Win: 272		WON-LOST	WINNING	LAST 10	STRENGTH OF		OPP. STRENGTH	TEAM	ADJ	CONF.	ADJ CONF.			
Average RPI Loss: 221		RECORD	PCT. RANK	GAMES	SCHEDULE		OF SCHEDULE	RPI	RPI	RPI	RPI			
DIV. I ONLY		6-27-0	.18182	293	2-7-0		287	298	296	.34554	297	31	31	
DIV. I NON-CONF.		1-11-0	.08333	296	0-3-0		226	284	290	.37165	290	31	31	
TOTALS		RPI 1-25	RPI 26-50		W-L RECORDS		RPI 51-100		RPI 101-150		RPI 150+			
6-27-0		0-1-0	0-0-0		OVERALL		0-1-0		0-2-0		6-23-0			
2-14-0		0-0-0	0-0-0		HOME		0-0-0		0-0-0		2-14-0			
4-13-0		0-1-0	0-0-0		AWAY		0-1-0		0-2-0		4-9-0			
0-0-0		0-0-0	0-0-0		NEUTRAL		0-0-0		0-0-0		0-0-0			
1-11-0		0-1-0	0-0-0		NON-CONFERENCE		0-1-0		0-2-0		1-7-0			
0-4-0		0-0-0	0-0-0		HOME		0-0-0		0-0-0		0-4-0			
1-7-0		0-1-0	0-0-		AWAY		0-1-0		0-2-0		1-3-0			
0-0-0		0-0-0	0-0-0		NEUTRAL		0-0-0		0-0-0		0-0-0			
5-16-0		0-0-0	0-0-0		CONFERENCE		0-0-0		0-0-0		5-16-0			
2-10-0		0-0-0	0-0-0		HOME		0-0-0		0-0-0		2-10-0			
3-6-0		0-0-0	0-0-0		AWAY		0-0-0		0-0-0		3-6-0			
0-0-0		0-0-0	0-0-0		NEUTRAL		0-0-0		0-0-0		0-0-0			
RPI	S	Opponent	Score		RPI	S	Opponent	Score		RPI	S	Opponent	Score	
17	A	Mississippi St.	0 5							95	A	Memphis	4 13	
										122	A	SFA	2 8	
										130	A	Central Ark.	2 9	
										168	A	Nicholls St.	3 4	
										187	A	Arkansas St.	10 9	
										188	H	Alabama St.	5 7	
										188	H	Alabama St.	6 7	
										188	H	Alabama St.	2 14	
										217	A	Northwestern St.	1 11	
										217	A	Northwestern St.	0 14	
										223	A	Jackson St.	2 9	
										223	A	Jackson St.	8 9	
										223	A	Jackson St.	6 13	
										223	H	Jackson St.	2 3	
										223	H	Jackson St.	3 5	
										223	H	Jackson St.	0 6	
										274	H	North Dakota St.	3 9	
										274	H	North Dakota St.	6 9	
										274	H	North Dakota St.	4 7	
										274	H	North Dakota St.	4 10	
										284	A	Alcorn	2 3	
										284	A	Alcorn	3 4	
										284	A	Alcorn	5 1	
										284	H	Alcorn	3 11	
										284	H	Alcorn	5 3	
										284	H	Alcorn	0 13	
										17	A	Mississippi St.	0 5	
										223	A	Jackson St.	6 13	
										293	A	Alabama A&M	6 4	
										293	A	Alabama A&M	4 3	
Non-Div. I Games:					Delta St.	1	8			Delta St.	4	15		

Mississippi Val.

RPI	S	Opponent	Score	
293	A	Alabama A&M	6	9
293	H	Alabama A&M	1	3
293	H	Alabama A&M	0	1
293	H	Alabama A&M	5	3

Mississippi Val.

M
i
s
s
i
s
s
i
p
p
i
V
a
l
.

M
i
s
s
i
s
s
i
p
p
i
V
a
l
.

Average RPI Win:	0	WON-LOST	WINNING	LAST 10	STRENGTH OF	OPP. STRENGTH	TEAM	ADJ	CONF.	ADJ CONF.		
Average RPI Loss:	191	RECORD	PCT. RANK	GAMES	SCHEDULE	OF SCHEDULE	RPI	RPI	RPI	RPI		
DIV. I ONLY		0-24-0	0	299	0-10-0	221	285	298	.34071	298	26	26
DIV. I NON-CONF.		0-12-0	0	299	0-4-0	189	288	297	.35527	297	25	25
<hr/>												
TOTALS	RPI 1-25	RPI 26-50		W-L RECORDS		RPI 51-100		RPI 101-150		RPI 150+		
0-24-0	0-0-0	0-4-0		OVERALL		0-1-0		0-0-0		0-19-0		
0-5-0	0-0-0	0-0-0		HOME		0-0-0		0-0-0		0-5-0		
0-18-0	0-0-0	0-3-0		AWAY		0-1-0		0-0-0		0-14-0		
0-1-0	0-0-0	0-1-0		NEUTRAL		0-0-0		0-0-0		0-0-0		
0-12-0	0-0-0	0-4-0		NON-CONFERENCE		0-1-0		0-0-0		0-7-0		
0-2-0	0-0-0	0-0-0		HOME		0-0-0		0-0-0		0-2-0		
0-9-0	0-0-0	0-0-		AWAY		0-1-0		0-0-0		0-5-0		
0-1-0	0-0-0	0-1-0		NEUTRAL		0-0-0		0-0-0		0-0-0		
0-12-0	0-0-0	0-0-0		CONFERENCE		0-0-0		0-0-0		0-12-0		
0-3-0	0-0-0	0-0-0		HOME		0-0-0		0-0-0		0-3-0		
0-9-0	0-0-0	0-0-0		AWAY		0-0-0		0-0-0		0-9-0		
0-0-0	0-0-0	0-0-0		NEUTRAL		0-0-0		0-0-0		0-0-0		
RPI	S	Opponent	Score	RPI	S	Opponent	Score	RPI	S	Opponent	Score	
				40	N	St. John's (NY)	9 12	89	A	Seton Hall	0 11	
				49	A	Louisiana	0 4					
				49	A	Louisiana	0 10					
				49	A	Louisiana	1 6					

Non-Div. I Games:

Saint Peter's

Average RPI Win: 283		WON-LOST	WINNING	LAST 10	STRENGTH OF	OPP. STRENGTH	TEAM	ADJ	CONF.	ADJ CONF.				
Average RPI Loss: 213		RECORD	PCT. RANK	GAMES	SCHEDULE	OF SCHEDULE	RPI	RPI	RPI	RPI				
DIV. I ONLY		5-30-0	.14286	295	1-8-0	293	288	299	.33807	299	29	29		
DIV. I NON-CONF.		3-14-0	.17647	279	0-2-0	295	293	291	.36229	294	29	29		
<hr/>														
TOTALS		RPI 1-25		RPI 26-50		W-L RECORDS		RPI 51-100		RPI 101-150		RPI 150+		
5-30-0		0-1-0		0-0-0		OVERALL		0-3-0		0-4-0		5-22-0		
1-9-0		0-0-0		0-0-0		HOME		0-3-0		0-1-0		1-5-0		
3-18-0		0-1-0		0-0-0		AWAY		0-0-0		0-3-0		3-14-0		
1-3-0		0-0-0		0-0-0		NEUTRAL		0-0-0		0-0-0		1-3-0		
3-14-0		0-1-0		0-0-0		NON-CONFERENCE		0-0-0		0-4-0		3-9-0		
0-1-0		0-0-0		0-0-0		HOME		0-0-0		0-1-0		0-0-0		
2-10-0		0-1-0		0-0-		AWAY		0-0-0		0-3-0		2-6-0		
1-3-0		0-0-0		0-0-0		NEUTRAL		0-0-0		0-0-0		1-3-0		
2-16-0		0-0-0		0-0-0		CONFERENCE		0-3-0		0-0-0		2-13-0		
1-8-0		0-0-0		0-0-0		HOME		0-3-0		0-0-0		1-5-0		
1-8-0		0-0-0		0-0-0		AWAY		0-0-0		0-0-0		1-8-0		
0-0-0		0-0-0		0-0-0		NEUTRAL		0-0-0		0-0-0		0-0-0		
RPI	S	Opponent		Score		RPI	S	Opponent		Score				
6	A	Louisville		2 12										
						97	H	Oral Roberts		1	3			
						97	H	Oral Roberts		2	14			
						97	H	Oral Roberts		1	15			
										119	A	Purdue	0	18
										140	A	Butler	3	13
										140	A	Butler	0	2
										140	H	Butler	3	10
										162	N	Canisius	6	13
										162	N	Canisius	4	8
										229	A	Little Rock	5	9
										229	A	Little Rock	1	5
										229	A	Little Rock	2	3
										229	A	Little Rock	2	17
										239	A	South Dakota St.	0	1
										239	A	South Dakota St.	6	10
										239	A	South Dakota St.	2	12
										269	A	Western Ill.	5	6
										269	A	Western Ill.	5	1
										269	A	Western Ill.	1	4
										269	H	Western Ill.	5	15
										269	H	Western Ill.	2	0
										269	H	Western Ill.	4	7
										274	A	North Dakota St.	4	6
										274	A	North Dakota St.	2	12
										274	A	North Dakota St.	1	2
										277	H	Omaha	1	4
										277	H	Omaha	8	9
										277	H	Omaha	1	14
										286	N	Chicago St.	5	7
										290	N	NJIT	5	3
<hr/>														
Non-Div. I Games:		Goshen	6	4	Cleary	12	1	Ind.-South Bend	10	11	Fort Wayne			

RPI	S	Opponent	Score	
293	A	Alabama A&M	10	6
293	A	Alabama A&M	6	8
293	A	Alabama A&M	3	5
293	A	Alabama A&M	15	1

Fort Wayne

F
o
r
t
W
a
y
n
e

F
o
r
t
W
a
y
n
e